



Washington Capitals

VS. Pittsburgh Penguins

DATE October 5, 1990

Friday -- 8:05

GAME NO.	W	L	T	POINTS
1	0	1	0	0
HOME GAME NO.	W	L	T	POINTS
1	0	1	0	0
NHL NO.	ATTENDANCE			
10	17,772			

REFEREE Dan Marouelli

LINESMEN Gord Broseker

Mark Vines



Start Time - 8:12 PM

End Time - 10:55 PM

Length of Game - 2 hr 43 min

PER	SCORE	TIME	TEAM	SCORED BY	ASSISTS	TYPE	PLAYERS ON ICE
1	0-1	458	P	STEVENS	CULLEN	E	H 2-4-10-17-21 V 4-6-11-25-26
1	1-1	645	W	HUNTER	DRUCE PIVONKA	PP	H 4-6-19-20-32 V 22-23-8-12
1	1-2	836	P	COFFEY	STEVENS CULLEN	E	H 2-26-16-22-25 V 23-77-11-25-68
2	1-3	500	P	PEDERSON	TANTII ZALAPSKI	PP	H 4-5-10-17 V 22-33-9-10-44
2	2-3	1117	W	RIDLEY	HUNTER PIVONKA	PP	H 4-20-17-22-32 V 4-6-8-29
	3-3	704	W	MILLER	RIDLEY LALOR	E	H 4-8-10-17-21 V 23-77-11-25-44
3	3-4	921	P	MULLEN	RECCHI STEVENS	P	H 4-5-10-17 V 11-27-28-25
3	4-4	1207	W	ZEZEL	CICCARELLI ROUSE	P	H 8-26-17-22-25 V 23-33-8-12
3	4-5	1245	P	STEVENS	RECCHI CULLEN	E	H 4-5-10-17-21 V 23-77-8-11-25
3	4-6	1437	P	RECCHI	CULLEN STEVENS	E	H 2-6-12-22-25 V 4-6-8-11-25
3	4-7	1924	P	RECCHI	CULLEN STEVENS	E	H 4-6-14-22-25 V 23-77-8-11-25

RECAP

GOALS BY PERIOD	1	2	3	OT	T
CAPITALS	1	1	2		4
PENGUINS	2	1	4		7

SHOTS ON GOAL	1	2	3	OT	T
CAPITALS	5	8	11		24
PENGUINS	11	6	12		29

POWER PLAY GOALS	PPG IN	ATTEMPTS
CAPITALS	3	6
PENGUINS	2	7

PENALTIES	NO.	PIM
CAPITALS	10	20
PENS	9	18

STARS OF THE GAME

1	STEVENS
2	HUNTER
3	MULLEN
SELECTED BY: JEFF RIMER	
HTS	

BROWN SERVES ADD'L MINOR AT 1844 OF SECOND  
LALOR OFF ICE FOR GOAL AT 704 OF THIRD

#	PENGUINS	SHOTS & +/-					#	CAPITALS	SHOTS & +/-				
		1	2	3	T	+-			1	2	3	T	+-
35	BARRASSO	- GOALIE -					1	LIUT	- GOALIE -				
	MULQUIST		1	1	2		2	QUENNEVILLE	1			1	-3
	JOHNSON		1	1	2		4	HATCHER	1	1	2	-2	
	MULLEN		2	2	4		5	LANGWAY				-1	
8	RECCHI		2	2	4		6	JOHANSSON				-2	
9	TANTII	5			5		8	ROUSE	1	2	3	1	
10	PEDERSON	1	2		3		10	MILLER	1	1	2	-1	
11	CULLEN	1			1		11	BERGLAND				E	
12	ERBEY		1	1	2		12	BONDRA	1		1	-1	
15	GILHEN		1	1	2		14	TIPPETT				-1	
19	TROTTIER		1	1	2		16	MAY				-1	
22	STANTON		1	1	2		17	RIDLEY	1	2	3	-1	
23	HILLIER				2		19	DRUCE	2	2	4	E	
25	STEVENS	2	1	1	4		20	PIVONKA	1	1	2	E	
	JOURQUE				E		21	LEACH				-1	
33	ZALAPSKI	1			1		22	CICCARELLI		1	1	-3	
44	BROWN		1	1	-1		25	ZEZEL		1	1	-3	
68	JAGR		1	1	2		26	LALOR				-1	
77	COFFEY	1	1	1	3		32	HUNTER	1	1	2	4E	
1	YOUNG	- GOALIE -					33	BEAUPRE	- GOALIE -				
TOTALS		11	6	12	29		TOTALS		5	8	11	29	

PENALTIES					
PER	TEAM	PLAYER	MIN	OFFENSE	TIME
1	W	LALOR	2	HOLD	202
1	P	TROTTIER	2	HOOK	616
1	W	MAY	2	INTERFERENCE	1132
1	W	DRUCE	2	HIGHSTICK	1436
1	P	HILLIER	2	TRIP	1816
1	P	RECCHI	2	ROUGH	2000
1	W	LEACH	2	ROUGH	2000
2	W	BONDRA	2	INTERFERENCE	103
2	W	DRUCE	2	HOLD	454
2	P	ZALAPSKI	2	TRIP	1013
2	W	BONDRA	2	HOLD	1230
2	P	TROTTIER	2	BOARD	1514
2	P	JOHNSON	2	ROUGH	1602
2	W	CICCARELLI	2	HIGHSTICK	1602
2	P	ERBEY	2+2	SPEAR/SPEAR	1844
2	W	ROUSE	2	ROUGH	1844
3	W	ROUSE	2	HIGHSTICK	855
3	P	CULLEN	2	HIGHSTICK	1028

#	GOALKEEPERS	MIN	SH	SV	GA	#	GOALKEEPERS	MIN	SH	SV	GA
35	BARRASSO	60	24	20	4	1	LIUT	60	29	22	7



NEW JERSEY DEVILS 4  
 VS. PITTSBURGH PENGUINS 7  
 DATE OCTOBER 7, 1990  
 FINAL

GAME NO.	W	L	T	POINTS
2	2	0	0	4
HOME GAME NO.	W	L	T	POINTS
1	1	0	0	2
NHL NO	ATTENDANCE			
23	16,164 (SELL OUT)			

REFEREE MARK FAUCETTE  
 LINESMEN RON FINN  
LEON STICKAE

GOAL #	PERIOD	TIME	TEAM	SCORED BY	ASSISTS	E	P	S	PLAYERS ON ICE
1	1	0:51	NJD	PODDUBNY <sup>2</sup>	SHANAHAN MORRIS	✓			H 4-6-11-25-68 V 5-7-11-(12)-20
2	1	8:29	PLH	RECCHI <sup>3</sup>	COFFEY CULLEN		✓		H 7-8-11-25-77 V 2-3-10-16
3	1	10:32	NJD	YSEBAERT <sup>1</sup>	SKALDE FETISOV	✓			H 4-6-15-19-44 V 2-3-(14)-19-21
4	2	8:50	NJD	KASATONOV <sup>1</sup>	SHANAHAN MORRIS	✓			H 7-19-22-29-33 V 5-(7)-11-12-20
5	2	12:54	PLH	COFFEY <sup>2</sup>	CULLEN		✓		H 8-11-23-(77) V 2-7-11-20
6	2	18:39	PLH	MULLEN <sup>2</sup>	CULLEN STEVENS		✓		H (7)-8-11-25-77 V 3-10-16-23
7	3	4:31	NJD	STEWART <sup>1</sup>	DRIVER		✓		H 4-6-15-44-68 V 6-(10)-16-23-24
8	3	13:08	PLH	TROTTIER <sup>1</sup>	BROWN TANTI		✓		H 9-(19)-22-33-44 V 3-11-12-20-23
9	3	14:10	PLH	JAGR <sup>1</sup>	JOHNSON STEVENS		✓		H 4-6-11-25-(68) V 6-9-20-22-23
10	3	14:23	PLH	CULLEN <sup>1</sup>	RECCHI STEVENS		✓		H 4-6-8(11)-25 V 5-7-9-22-26
11	3	15:35	PLH	TROTTIER <sup>2</sup>	MULLEN		✓		H 7-(19)-22-29-33 V 2-3-10-21-24
12									H V
13									H V
14									H V
15									H V

RECAP

GOALS BY PERIOD	1	2	3	OT	T
PITTSBURGH	1	2	4		7
NEW JERSEY	2	1	1		4

SHOTS ON GOAL	1	2	3	OT	T
PITTSBURGH	13	9	15		37
NEW JERSEY	14	6	5		25

POWER PLAY GOALS	PPG IN	ATTEMPTS
PITTSBURGH	2	7
NEW JERSEY	0	2

PENALTIES	NO.	PIM
PITTSBURGH	4	11
NEW JERSEY	12	35

- \*\*\* THREE STARS \*\*\*
- CULLEN - PLH
  - TROTTIER - PLH
  - SHANAHAN - NJD

#	PITTSBURGH					#	NEW JERSEY				
	1	2	3	OT	T		1	2	3	OT	T
1	YOUNG					1	BURKE				
35	BARRASSO	12	5	4		21	TERRERI	12	7	11	30
4	DANLQUIST	1				1	FETISOV	2			2
6	JOHNSON		1			1	DANEYKO				
7	MULLEN		1	1		2	WEINRICH				
8	RECCHI	3	1			4	ALBELIN				
9	TANTI	1				1	KASATONOV		1		1
	PEDERSON	1				1	MULLER	1			1
	MULLEN	1	1	2		4	STEWART	1	1	1	3
	ERREY	2	1			3	SHANAHAN	1	1		2
10	GILHEN					12	PODDUBNY	1	2		3
19	TROTTIER	1		3		4	YSEBAERT	1			1
22	STANTON	1	1			2	BOSCHMAN	2			2
23	HILLIER					19	MULLER				
25	STEVENS	1	1	2		4	MORRIS		1		1
29	BOURQUE		1	2		3	SKALDE	1	1		2
33	ZALAPSKI	1	1	2		4	LEMIEUX	2			2
44	BROWN					23	DRIVER		1		1
68	JAGR			1		1	BROWN	1	1	1	3
77	COFFEY		1	1		2	STASTNY	1			1

PER	TEAM	PLAYER	MIN.	PENALTIES		TIME
				NO.	OFFENSE	
1	NJD	DANEYKO	2	CROSS CHECKING		2:39
1	NJD	STEWART	2	ELBOWING		2:52
1	PLH	BARRASSO	2	ELBOWING		2:52
1	NJD	YSEBAERT	2	HOLDING		7:02
2	NJD	BROWN	2	HOOKING		11:31
2	PLH	BARRASSO	2	HOLDING		11:45
2	PLH	DANLQUIST	2	CHARGING		13:36
2	NJD	YSEBAERT	2	HOLDING		18:22
2	NJD	DANEYKO	2	HIGH STICKING		19:17
3	NJD	BOSCHMAN	2	HOLDING		7:42
3	NJD	SHANAHAN	2	HIGH STICKING		10:53
3	NJD	DANEYKO	2	ELBOWING		19:30
3	NJD	DANEYKO	2	HIGH STICKING		19:30
3	NJD	DANEYKO	10	MISCONDUCT		19:30
3	NJD	SHANAHAN	5	FIGHTING		19:30
3	PLH	STEVENS	5	FIGHTING		19:30

NOTES:

# ST. LOUIS BLUES

REFEREE BILL MC CREARY  
 LINESMEN RYAN BOZAK  
LEON STICKLE

VS. PITTSBURGH PENGUINS

DATE OCTOBER 9, 1990

**\*\*FINAL\*\***

7:37-8:15 (1)  
 8:31-9:10 (2)  
 9:26-10:10(3)

NHL NO.	ATTENDANCE
030	14,897

## RECAP

GOALS BY PERIOD	1	2	3	OT	T
BLUES	1	1	2		4
PENGUINS	0	2	1		3

SHOTS ON GOAL	1	2	3	OT	T
BLUES	6	9	13		28
PENGUINS	2	13	10		25

POWER-PLAY GOALS	PPG IN	ATTEMPTS
BLUES	2	6
PENGUINS	1	4

PENALTIES	NO.	PIM
BLUES	4	8
PENGUINS	6	23

GOALTENDER	MINS	SHOTS	GA
JOSEPH	60	25	3
PIETRAN-GELO	59:14	28	4

### \*\*\* THREE STARS \*\*\*

- GEOFF COURTNALL
- BRETT HULL
- JOE MULLEN

**\*\*RANDY KARRAKER---KMOX RADIO\*\***

GOAL #	PER	TIME	TEAM	SCORED BY	ASSISTS	E	P	S	PLAYERS ON ICE
1	1	03:23	STL	HULL 3	OATES BROWN		X		H12-14-16-21-27 V4-6-11-15
2	2	3:04	STL	COURTNALL 2	BRIND' AMOUR MAC LEAN	X			H2-9-15-19-21 V5-19-29-68-77
3	2	9:17	PIT	MULLEN 3	STEVENS STANTON	X			H5-10-17-18-36 V5-7-11-22-25
4	2	18:31	PIT	ERREY 1	PEDERSON		X		H2-16-18-21-28 V4-6-9-10-12
5	3	9:09	STL	HULL 4	OATES STEVENS		X		H2-7-12-16-21 V19-33-77
6	3	11:03	PIT	MULLEN 4	STEVENS CULLEN		X		H5-10-18-21 V7-9-11-25-33
7	3	14:42	STL	COURTNALL 3	OATES MAC LEAN	X			H2-9-12-14-15 V9-11-12-22-33
8									H V
9									H V
10									H V
11									H V
12									H V
13									H V
14									H V
15									H V

#	BLUES	SHOTS					#	PENGUINS	SHOTS					
		1	2	3	OT	T			1	2	3	OT	T	
31	JOSEPH						40	PIETRANGELO						
2	STEVENS	3	1	1		5	4	DAHLOQUIST	1	1			2	
5	SNEPSTS						5	DINEEN		1			1	
7	RONNING			2		2	6	JOHNSON		1			1	
	COURTNALL	2	3			5	7	MULLEN	3	1			4	
	LOWRY						8	RECCHI						
	OATES	2		1		3	9	TANTI	2				2	
14	P CAVALLINI	2				2	10	PEDERSON	1				1	
15	MAC LEAN	1	1			2	11	CULLEN	1	1			2	
16	HULL	1	1	4		6	12	ERREY	2				2	
17	G CAVALLINI						15	GILHEN						
18	WILSON	1				1	19	TROTTIER	1	1			2	
19	BRIND'AMOUR						20	DANIELS						
21	BROWN						22	STANTON						
25	RAGLAN						25	STEVENS		2			2	
27	MOMESSO						29	BOURQUE			1		1	
28	BASSEN		1			1	33	ZALAPSKY	1		2		3	
36	FEATHERS'E	1				1	68	JAGR			1		1	
44	MAROIS						77	COFFEY		1			1	
30	RIENDEAU						1	YOUNG						

PENALTIES					
PER	TEAM	PLAYER	MIN	OFFENSE	TIME
1	PIT	STEVENS	2	UNSPORTS CON	2:05
1	STL	FEATHERS'E	2	SLASHING	7:53
1	PIT	RECCHI	5	SLASHING	9:22
1	PIT	RECCHI	10	GAME MISCON	9:22
2	PIT	DAHLOQUIST	2	HOLDING	6:05
2	STL	MOMESSO	2	HOOKING	12:54
2	STL	FEATHERS'E	2	INTERFERENCE	16:09
3	PIT	STANTON	2	HOLDING	8:06
3	PIT	JOHNSON	2	HOOKING	8:16
3	STL	STEVENS	2	HOLDING	9:33

NOTES: PITTSBURGH TIME OUT AT 19:14. PIETRANGELO OFF ICE AT 19:14 (3). TOTAL TIME OFF--0:46.

OUT OF TOWN SCORES      MIN 2      LAK  
    NJD 5      VAN

PERIOD 1 2 3 OT FINAL

CHICAGO

HOME NO.	W	L	T	POINTS
3	2	1	0	4
ROAD NO.	W	L	T	POINTS
1	1	0	0	2
TOTAL NO.	W	L	T	POINTS
4	3	1	0	6

CHICAGO BLACKHAWKS

VS. PITTSBURGH PENGUINS

DATE Thurs., October 11, 1990

REFEREE Mark Faucette

LINESMEN Ryan Bozak

Dan Schachte

ATTENDANCE: 17,830

RECAP

GOALS BY PERIOD	1	2	3	OT	T
Pittsburgh	0	1	0		1
BLACKHAWKS	2	0	2		4

SHOTS ON GOAL	1	2	3	OT	T
Pittsburgh	5	6	13		24
BLACKHAWKS	12	6	13		31

POWER PLAY GOALS	PPG IN	ATTEMPTS
Pittsburgh	0	3
BLACKHAWKS	1	3

PENALTIES	NO.	MIN
Pittsburgh	4	8
BLACKHAWKS	4	8

\*\*\* NOTES \*\*\*

7:28-8:14 3 STARS

8:36-9:19 1. ROENICK

9:31-10:16 2. GOULET

3. BELFOUR

2,398

GOAL #	PER-IOD	TIME	TEAM	SCORED BY	ASSISTS	E	P	S	PLAYERS ON ICE
1	1	3:59	CHI	ROENICK (1)	LARMER GOULET			X	H (27)-28-16-7-8 V 4-23-19-29
2	1	5:54	CHI	ROENICK (2)	GOULET YAWNEY	X			H (27)-16-8-6-28 V 4-5-7-12-19
3	2	10:07	PIT	STEVENS (3)	R. BROWN DAHLQUIST	X			H 3-7-10-12-33 V (25)-44-4-5-11
4	3	14:03	CHI	ROENICK (3)	LARMER GOULET	X			H (27)-28-33-4-6 V 23-77-9-10-29
5	3	16:18	CHI	HUDSON (1)	PRESELY		X		H (20)-17-33-8-25 V 4-22-7-12-19
6									H
7									V
8									H
9									V
10									H
11									V
12									H
13									V
14									H
15									V

#	BLACKHAWKS	SHOTS					#	PITTSBURGH	SHOTS					
		1	2	3	OT	T			1	2	3	OT	T	
3	MANSON		1			1	4 DAHLQUIST							
4	K. BROWN		2			2	5 DINGEN	1						1
5	KORROYD	1				1	8 RECCHI							
6	KUCERA		1	2		3	22 STANTON			2				2
7	CHALIOS	1		1		2	20 HILLIER	1						1
8	YAWNEY		1			1	33 ZALAPSKI			2				2
25	McGILL						77 COFFEY	3	2					5
10	NOONAN	1				1	7 MULLEN							
	STABLETON	1				1	9 TANTI	1		1				2
	GOULET			2		2	10 PEDERSON			2				2
	PRESELY	2		3		5	11 CULLEN			1				1
14	MURRAY						12 ERREY							
20	HUDSON			1		1	19 TROTTIER			1				1
26	LEMIEUX	1		1		2	20 DANIELS	1						1
27	ROENICK	3		1		4	25 STEVENS	1	2	1				4
28	LARMER	1	1	2		4	24 BOURGUE		1	1				2
33	GRANAM	1				1	44 R. BROWN							
44	PELUSO						67 JAGR							
TOTALS		12	6	13		31	TOTALS	5	6	13				24


PER	TEAM	PLAYER	MIN	OFFENSE	TIME
1	PIT	BOURGUE	2	UNSPORTS CONDUCT	1:17
1	CHI	McGILL	2	UNSPORTS CONDUCT	1:17
1	PIT	STEVENS	2	INTERFERENCE	3:20
1	PIT	DAHLQUIST	2	TRIP	11:45
1	CHI	KORROYD	2	HOLD	15:10
1	CHI	PELUSO	2	ELBOW	19:47
2	CHI	LEMIEUX	2	CROSSCHECK	12:29
2	PIT	ERREY	2	INTERFERENCE	15:20

NOTES: GAME WINNING GOAL: ROENICK (1st)  
GAME TYING GOAL: ( )

	1	2	3	OT	TOTAL	
29 MILLER			DNP			W
(30) BELFOUR	5	6	13		24	3-0-0
	1	2	3	OT	TOTAL	
1 YOUNG			DNP			L
(35) BARRASSO	12	6	13		31	2-1-0



17,272



PHILADELPHIA FLYERS - 5  
VS. PITTSBURGH PENGUINS - 1

DATE OCTOBER 16, 1990

FINAL

GAME NO.	W	L	T	POINTS
6	3	3	0	6
HOME GAME NO.	W	L	T	POINTS
2	1	1	0	2
NHL NO	ATTENDANCE			
61	16,164 (SEKOUT)			

REFEREE ANDY VAN HALLEMOND  
LINESMEN RYAN BOZAK  
DAN SCHACHTZ

GOAL #	PERIOD	TIME	TEAM	SCORED BY	ASSISTS	E	P	S	PLAYERS ON ICE
1	1	7:51	PHI	HOSTAK <sup>1</sup>	SMITH LACOMBE	✓			H 11-23-25-44-77 V 2-20-24-(26)-28
2	2	5:15	PHI	SMITH <sup>1</sup>	LATAL SUTTER	✓			H 4-8-12-22-68 V 3-11-14-22-(24)
3	2	8:58	PHI	MELLANBY <sup>1</sup>	UNASSISTED	✓			H 11-22-25-33-77 V 3-9-11-19-26
4	2	17:20	PHI	TOCCHET <sup>5</sup>	HOWE	✓			H 8-12-23-68-77 V 2-14-(22)-25-28
5	3	14:09	PGH	RECCHI <sup>4</sup>	PEDERSON STEVENS	✓			H (8) 10-25-33-77 V 3-6-20-24-29
6	3	17:46	PHI	MELLANBY <sup>2</sup>	MURRAY CRAVEN	✓			H 4-10-19-23-33 V 3-(19)-23-29-32
7									H V
8									H V
9									H V
10									H V
11									H V
12									H V
13									H V
14									H V
15									H V

RECAP

GOALS BY PERIOD	1	2	3	OT	T
PITTSBURGH	0	0	1		1
PHILADELPHIA	1	3	1		5

SHOTS ON GOAL	1	2	3	OT	T
PITTSBURGH	10	9	12		31
PHILADELPHIA	10	10	13		33

POWER PLAY GOALS	PPG IN	ATTEMPTS
PITTSBURGH	0	7
PHILADELPHIA	0	6

PENALTIES	NO.	PIM
PITTSBURGH	7	14
PHILADELPHIA	8	16

- ★★★ THREE STARS ★★★
1. WREGGET - PHILA
  2. MELLANBY - PHILA
  3. TOCCHET - PHILA

#	PITTSBURGH					#	PHILADELPHIA					
	1	2	3	OT	T		1	2	3	OT	T	
35	BARRASSO	9	7	12		28	33	PETERS				
40	PIETRANGILO						35	WREGGET	10	9	11	30
2	PAEK						2	HOWE	1	1	2	4
4	DANQUIST		1			1	3	MURPHY	1		2	3
7	MULLEN		1			1	6	CHYCHARUN	1			1
8	RECCHI	1		3		4	9	EKLUND			1	1
9	TANTI	1				1	11	LATAL		1		1
	PEDERSON						14	SUTTER	2	2		4
	MULLEN		1			1	17	BERUBE				
	PREY						19	MELLANBY	2	3		5
15	GILLEN	1		1		2	20	LACOMBE		1		1
19	TROTTIER	1	1			2	21	HORACEK		1		1
22	STANTON		1			1	22	TOCCHET		1		1
23	HILLIER						23	MURRAY			2	2
25	STEVENS	2		2		4	24	SMITH	1	1		2
29	BOURQUE		1	2		3	25	ACTON	1			1
33	ZALAPSKI	1	1	1		3	26	HOSTAK	1	1	1	3
44	BROWN		1			1	28	SAMUELSSON	2			2
68	JAGR	1				1	29	CARKNER				
77	COFFEY	2	1	3		6	32	CRAVEN	1			1

PENALTIES					
PER	TEAM	PLAYER	MIN.	OFFENSE	TIME
1	PHI	HOSTAK	2	HOOKING	2:10
1	PGH	STEVENS	2	HOOKING	4:19
2	PHI	HOWE	2	HOOKING	0:24
2	PGH	COFFEY	2	HOLDING	6:41
2	PHI	TOCCHET	2	HOLDING	10:25
3	PGH	BROWN	2	SLASHING	0:30
3	PHI	LACOMBE	2	HOLDING	3:36
3	PGH	CULLEN	2	HIGH STICKING	4:06
3	PHI	WREGGET	2	DELAY OF GAME	4:32
3	PHI	SAMUELSSON	2	HOLDING	8:53
3	PHI	TOCCHET	2	HIGH STICKING	10:15
3	PGH	CULLEN	2	HIGH STICKING	10:15
3	PGH	CULLEN	2	UN SPORT. COND.	10:15
3	PHI	MURPHY	2	TRIPPING	12:09
3	PGH	ZALAPSKI	2	SLASHING	15:45

NOTES:

113  
17  
60  
00  
102  
1020



# BUFFALO SABRES

VS. Pittsburgh Penguins

DATE Friday,

October 19, 1990



GAME NO.	W	L	T	POINTS
7	0	4	3	3
HOME GAME NO.	W	L	T	POINTS
4	0	2	2	2
NHL NO.	ATTENDANCE			
76	15,924			

REFEREE Kerry Fraser  
 LINESMEN Kenneth Collins  
Don McCowan

GOAL #	PERIOD	TIME	TEAM	SCORED BY	ASSISTS	E	P	S	PLAYERS ON ICE
1	1	3:00	BUF	Vaive <sup>3</sup>	Hague Krupp	X			H 4-5-10-22-33 V 6-7-8-12-33
2	1	14:17	PIT	Jace <sup>3</sup>	Zelepski	X			H 8-10-22-26-35 V 5-19-22-33-62
3	2	2:01	BUF	Tanaka <sup>1</sup>	Spangenberg	X			H 4-5-7-18-21 V 5-9-11-25-77
4	2	5:20	PIT	Collins <sup>2</sup>	Carrey	X			H 8-9-25-28-77 V 6-7-11-25-77
5	2	6:54	BUF	Vaive <sup>4</sup>	Rooth Howarduk	X			H 4-8-10-21-22 V 5-10-29-77
6	2	13:54	PIT	Miller <sup>5</sup>	Collins Storsen	X			H 8-7-36-77 V 7-11-25-33-77
7	2	18:37	PIT	Zelepski <sup>1</sup>	Jace Bourque	X			H 4-5-10-22-36 V 10-22-29-33-62
8	3	13:10	BUF	Falano <sup>1</sup>	Howarduk	X			H 8-9-10-17-36 V 5-10-15-28-77
9									H V
10									H V
11									H V
12									H V
13									H V
14									H V
15									H V

RECAP					
GOALS BY PERIOD	1	2	3	OT	T
<b>BUFFALO</b>	1	2	1	0	4
<b>Pittsburgh</b>	1	3	0	0	4
SHOTS ON GOAL					
	1	2	3	OT	T
<b>BUFFALO</b>	10	19	8	2	39
<b>Pittsburgh</b>	7	7	14	3	31
POWER PLAY GOALS			PPG IN	ATTEMPTS	
<b>BUFFALO</b>	1	6			
<b>Pittsburgh</b>	1	6			
PENALTIES			NO	PIM	
<b>BUFFALO</b>	10				23
<b>Pittsburgh</b>	10				23
*** THREE STARS ***					
1. Jannit Jace					
2. Rick Vaive					
3. Mike Falano					

#	BUFFALO	SHOTS					#	Pittsburgh	SHOTS					
		1	2	3	OT	T			1	2	3	OT	T	
1	Krupp						11	Young						
2	Krupp	2					2	Martini						
3	Ramsay	1	2			1	4	Dubin	1				1	
4	Bodger	1	2	1		4	6	Johnson			1	2	3	
5	Bourque		1			1	22	Stanton			1		1	
6	Kornatowicz						33	Zelepski	2	2	3		7	
7	Howarduk						37	Miller	2				2	
8	Howarduk	3				3	7	Miller		1			1	
9	Howarduk	1	2			1	7	Rochi			2		2	
10	Falano	1	1			2	9	Tanaka			3		3	
11	Spangenberg				2		10	Poderson						
12	Howarduk	1	2			3	11	Collins		1			1	
13	Rooth			3		3	12	Foran		2			2	
14	Vaive	1	2			3	13	Gilman						
15	Howarduk		1			1	16	Callahan						
16	Arbette	2	1			3	19	Trotter						
17	Hague	1				1	25	Storsen			1	1	2	
18	Johnson						29	Bourque	1		2		3	
19	Tanaka	2	1			3	32	Jace	1	1	1		3	
20	Howarduk						40	Martini						

PER	TEAM	PLAYER	MIN	OFFENSE		TIME
1	BUF	Howarduk	2	Interference		0:28
1	BUF	Bourque	2	Interference		8:27
1	PIT	Tanaka	2	Tripping		10:44
1	BUF	Howarduk	2	Interference		11:29
1	PIT	Howarduk	2	Interference		11:29
1	BUF	Arbette	2	Interference		12:47
1	PIT	Collins	2	Tripping		12:47
1	BUF	Falano	2	Tripping		13:44
1	PIT	Collins	2	Tripping		13:44
1	PIT	Johnson	2	Interference		15:17
1	BUF	Tanaka	2	Interference		17:44
1	PIT	Tanaka	2	Interference		19:09
2	PIT	Johnson	2	Interference		6:09
2	BUF	Bourque	2	Interference		12:41
2	PIT	Martini	2	Interference		14:28
3	BUF	Rooth	2	Interference		0:34
3	BUF	Howarduk	5	Interference		2:54
3	PIT	Jace	2	Interference		7:27
3	PIT	Bourque	5	Interference		11:57
3	BUF	Howarduk	5	Interference		11:57

START: 7:44 pm FINISH: 10:25 pm TIME: 2hrs. 41 min.

NOTES:



PITTSBURGH - 3  
 VS. N.Y. RANGERS - 4  
 DATE OCTOBER 20, 1990  
FINAL

GAME NO.	W	L	T	POINTS
8	3	4	1	
HOME GAME NO.	W	L	T	POINTS
3	1	2	0	
NHL NO.	ATTENDANCE			
84	16,164 (SELLOUT)			

REFEREE DENIS MOREL  
 LINESMEN LEON STICKLE  
DAN SCHACHT

GOAL #	PER	TIME	TEAM	SCORED BY	ASSISTS	E	P	S	PLAYERS ON ICE
1	1	11:02	NY	GARTNER	B. MULLEN LEETCH		✓		H 10-22-29-33 V 2-9-19-22-24
2	2	3:46	NY	NICHOLLS	MOLLER SHEPPARD		✓		H 6-15-29-68-77 V 23-24-25-40
3	2	18:45	NY	JANSSENS	KING SHAW		✓		H 6-9-11-25-77 V 12-14-15-20-27
4	3	4:22	P	MULLEN	COFFEY CULLEN		✓		H 11-25-29-77 V 2-19-27-32
5	3	4:43	P	CULLEN	COFFEY TANTI		✓		H 6-9-11-25-77 V 8-22-24-26-40
6	3	12:14	P	COFFEY	CULLEN		✓		H 6-9-11-25-77 V 2-12-19-24-32
7	3	16:43	NY	B. MULLEN	TURCOTTE LEETCH		✓		H 6-8-12-68-77 V 2-8-19-25-27
8									H V
9									H V
10									H V
11									H V
12									H V
13									H V
14									H V
15									H V

RECAP					
GOALS BY PERIOD	1	2	3	OT	T
PITTSBURGH	0	0	3		3
NEW YORK	1	2	1		4

SHOTS ON GOAL	1	2	3	OT	T
PITTSBURGH	11	8	14		33
NEW YORK	13	14	9		36

POWER PLAY GOALS	PPG IN	ATTEMPTS
PITTSBURGH	1	6
NEW YORK	1	5

PENALTIES	NO.	PIM
PITTSBURGH	10	33
NEW YORK	11	25

- ★★★ THREE STARS ★★★
- B. MULLEN - NYR
  - COFFEY - PITT
  - NICHOLLS - NYR

#	NAME	SHOTS					#	NAME	SHOTS				
		1	2	3	OT	T			1	2	3	OT	T
35	BARRASSO	12	12	8		32	34	VANBIESBROUCK	11	8	11		30
40	PIETRANGELO					0	35	RICHTER					0
2	PAEK					0	2	LEETCH					0
4	DAHLQWIST					0	3	PATRICK					0
6	JOHNSON	1	2			3	8	TURCOTTE	1	1			2
7	MULLEN		1			1	9	NICHOLLS	2	2			4
8	RECCHI	2	2			4	10	RICE	1	1			2
	TANTI	2	2			4	12	KING	1	1			2
	EDERSON	1				1	14	HARDY			1		1
	CULLEN	1	1	4		6	15	JANSSENS	2	1			3
14	ERREY	1				1	19	B. MULLEN	1	1	1		3
15	GILHEN					0	20	ERIXON					0
16	CAUFIELD					0	22	GARTNER	2	1			3
22	STANTON					0	23	SHEPPARD	3	1	3		7
25	STEVENS			1		1	24	MOLLER	1	4			5
29	BOURQUE	1	1			2	25	OGRODNICK	2				2
33	ZALAPSKI		1			1	26	MALLETTE			1		1
44	BROWN	1				1	27	SHAW	1				1
68	JAGR	2	1	1		4	32	MILLER					0
77	COFFEY	1	3	2		6	40	VIAL					0

PER	TEAM	PLAYER	MIN.	OFFENSE		TIME
1	NY	RICE	2	HI-STICK		4:39
1	NY	MOLLER	2	INTERFERENCE		6:08
1	P	GILHEN	2	HOLDING		10:27
1	P	JAGR	2	TRIPPING		14:40
1	NY	GARTNER	2	INTERFERENCE		16:14
1	P	BARRASSO	2	SLASHING		16:14
1	NY	JANSSENS	5	FIGHTING		18:10
1	P	PAEK	2	INSTIGATING		18:10
1	P	PAEK	5	FIGHTING		18:10
1	NY	TURCOTTE	2	HOLDING		19:50
2	NY	VIAL	2	TRIPPING		5:14
2	NY	MALETTE	2	SLASHING		9:57
2	P	DAHLQWIST	2	HOOKING		13:14
2	NY	MALLETTE	2	BOARDING		15:08
2	P	ERREY	2	ROUGHING		15:08
2	NY	VIAL	2	HI-STICK		16:29
2	P	CAUFIELD	4	ROUGHING		16:29
2	P	BROWN	10	MISCONDUCT		16:29
3	NY	NICHOLLS	2	TRIPPING		2:27
3	NY	SHAW	2	ROUGHING		5:30
3	P	BOURQUE	2	ROUGHING		5:30

NOTES:  
 2-20 cut last 4  
 3-24 cut 5  
 3-26 last 5  
 4-30 last 6 13.3





MONTREAL CANADIENS  
VS. PITTSBURGH PENGUINS  
DATE OCTOBER 23, 1990  
FINAL

GAME NO.	W	L	T	POINTS
9	3	5	1	7
HOME GAME NO.	W	L	T	POINTS
4	1	3	0	2
NHL NO.	ATTENDANCE			
92	15,627			

REFEREE BILL MCCREARY  
LINESMEN BOB HODGES  
MARK PARE

GOAL #	PERIOD	TIME	TEAM	SCORED BY	ASSISTS	E	P	S	PLAYERS ON ICE
1	1	10:55	PLH	ERREY <sup>3</sup>	RECCHI MULLEN	✓			H 7-8-(2)-22-33 V 5-12-18-25-27
2	1	16:15	MON	GILCHRIST <sup>2</sup>	COURTNALL CARBONNEAU	✓			H 4-6-9-11-25 V 6-8-21-25-(41)
3	2	5:35	PLH	CULLEN <sup>4</sup>	COFFEY HILLIER	✓			H (11)-23-25-77 V 5-6-21-25
4	2	14:56	MON	RICHER <sup>6</sup>	MCPHEE SKRUDLAND	✓			H 10-23-29-77 V 25-28-35-39-(44)
5	2	16:32	MON	SAVARD <sup>5</sup>	UNASSISTED	✓			H 4-6-9-11-25 V 5-12-(18)-25-27
6	3	13:48	PLH	ZALAPSKI <sup>2</sup>	COFFEY CULLEN	✓			H 11-25-(33)-44-77 V 5-8-21
7	3	15:21	PLH	BROWN <sup>2</sup>	ZALAPSKI COFFEY	✓			H 11-25-33-(44)-77 V 5-34-35-39
8	3	17:00	MON	DESTARDINS <sup>2</sup>	SAVARD LEFEBVRE	✓			H 7-8-12-23-33 V 3-18-(28)-41-44
9	3	17:38	MON	SCHNEIDER <sup>1</sup>	COURTNALL CARBONNEAU	✓			H 9-11-23-25-77 V 6-(2)-21-25-27
10									H V
11									H V
12									H V
13									H V
14									H V
15									H V

RECAP					
GOALS BY PERIOD					
	1	2	3	OT	T
PITTSBURGH	1	1	2		4
MONTREAL	1	2	2		5

SHOTS ON GOAL					
	1	2	3	OT	T
PITTSBURGH	5	10	11		26
MONTREAL	14	11	13		38

POWER PLAY GOALS		
	PPG IN	ATTEMPTS
PITTSBURGH	2	5
MONTREAL	1	4

PENALTIES		
	NO.	PIM
PITTSBURGH	6	12
MONTREAL	6	14

\*\*\* THREE STARS \*\*\*

- SAVARD - MTL.
- COFFEY - PGH.
- RICHER - MTL.

#	PITTSBURGH					#	MONTREAL				
	1	2	3	OT	T		1	2	3	OT	T
1	YOUNG					33	ROY	4	9	9	22
35	BARRASSO	13	9	11		33	BERGERON				
4	DAHLQUIST				0	3	LEFEBVRE			1	1
6	JOHNSON				0	5	DIDUCK				0
7	MULLEN		1		1	6	COURTNALL	3	2	1	6
8	RECCHI		3	1		4	SCHNEIDER	1	1	1	3
9	TANTI		1	1		2	KEANE			2	2
	PEDERSON				0	14	PEDERSON	1			1
	CULLEN	1	2	3		6	CASSELS	1	1		2
	ERREY	2				2	SAVARD	2			2
15	GILHEN	1				1	CARBONNEAU				0
18	DANIELS					0	SVOBODA				0
22	STANTON					0	CORSON		1		1
23	HILLIER					0	DESTARDINS	1	2		3
25	STEVENS	2	2			4	CHORSKE	1			1
29	BOURQUE		1			1	DUFRESNE				0
33	ZALAPSKI	1	2			3	MCPHEE	3	2	1	6
44	BROWN		1			1	SKRUDLAND	1	1		2
68	JAGR					0	GILCHRIST	2			2
77	COFFEY	1				1	RICHER	1	1	4	6

PENALTIES					
PER	TEAM	PLAYER	MIN	OFFENSE	TIME
1	PLH	BARRASSO	2	DELAY OF GAME	12:10
1	MON	CORSON	2	UNSPORT. COND.	18:55
1	PLH	BOURQUE	2	UNSPORT. COND.	18:55
2	PLH	DAHLQUIST	2	SLASHING	4:26
2	MON	LEFEBVRE	2	HOOING	5:09
2	PLH	MULLEN	2	INTERFERENCE	(14:12)
3	PLH	HILLIER	2	HOLDING	1:27
3	PLH	JOHNSON	2	HIGH STICKING	8:10
3	MON	LEFEBVRE	2	HOLDING	10:43
3	MON	MCPHEE	4	HIGH STICKING	11:45
3	MON	SVOBODA	2	HOOING	13:27
3	MON	SKRUDLAND	2	HOLDING	18:54

NOTES:



QUEBEC NORDIQUES 3  
 VS. PITTSBURGH PENGUINS 6  
 DATE OCTOBER 25, 1990  
 FINAL

GAME NO.	W	L	T	POINTS
10	4	5	1	
HOME GAME NO.	W	L	T	POINTS
5	2	3	0	4
NIHL NO	ATTENDANCE			
103	15,132			

REFEREE KERRY FRASER  
 LINESMEN BOB HODGES  
BRIAN MURPHY

GOAL #	PERIOD	TIME	TEAM	SCORED BY	ASSISTS	E	P	S	PLAYERS ON ICE
1	1	5:33	PGH	PEDERSON <sup>3</sup>	MULLEN STANTON	✓			H 7-10-22-29-33 V 11-14-22-27-40
2	1	7:00	QUE	SUNDIN <sup>5</sup>	HOUGH SAKIC	✓			H 9-15-18-23-77 V 6-7-13-18-19
3	1	8:12	PGH	RECCHI <sup>5</sup>	ZALAPSKI	✓			H 8-11-22-25-33 V 9-24-28-29-32
4	1	12:45	PGH	STEVENS <sup>5</sup>	BROWN ZALAPSKI	✓			H 11-25-44-33-77 V 6-7-20-28
5	1	13:24	PGH	STEVENS <sup>6</sup>	RECCHI CULLEN	✓			H 8-11-22-25-33 V 13-18-19-22-27
6	2	2:47	QUE	McKEGNEY <sup>5</sup>	ANDERSON	✓			H 6-7-10-29-77 V 11-14-22-29-40
7	2	10:00	PGH	STEVENS <sup>7</sup>	CULLEN STANTON	✓			H 8-11-22-25-33 V 6-7-13-18-19
8	3	3:38	QUE	LESCHYSHYN <sup>1</sup>	FORTIER HRKAC	✓			H 6-7-12-33 V 7-9-11-19-40
9	3	7:11	PGH	BROWN <sup>3</sup>	ERREY STANTON	✓			H 9-12-22-33-44 V 7-13-18-20-24
10									H V
11									H V
12									H V
13									H V
14									H V
15									H V

RECAP					
GOALS BY PERIOD	1	2	3	OT	T
PITTSBURGH	4	1	1		6
QUEBEC	1	1	1		3

SHOTS ON GOAL					
	1	2	3	OT	T
PITTSBURGH	5	10	13		28
QUEBEC	8	5	9		22

POWER PLAY GOALS			PPG IN	ATTEMPTS
PITTSBURGH	1		6	
QUEBEC	1		6	

PENALTIES			NO.	PIM
PITTSBURGH	15		39	
QUEBEC	16		49	

★★★ THREE STARS ★★★		
1.	STEVENS	- PGH
2.	ZALAPSKI	- PGH
3.	STANTON	- PGH

#	PITTSBURGH	SHOTS					#	QUEBEC	SHOTS				
		1	2	3	OT	T			1	2	3	OT	T
1	YOUNG						1	TUGNUTT	1	9	12		22
40	PIETRANGIO	7	4	8		19	34	TANNER					
4	DAHLQUIST			1		1	6	WOLANIN	1	1			2
6	JOHNSON			1		1	7	LESCHYSHYN		1	1		2
7	MULLEN			1		1	9	FORTIER	1		1		2
8	RECCHI	2				2	11	NOLAN					
9	TANTI			1		1	12	McRAE			1		1
	PEDERSON	1				1	13	SUNDIN	1				1
	MULLEN		2	1		3	14	McKEGNEY	1	2			3
	ERREY			1		1	18	HOUGH	1				1
15	GILHEN						19	SAKIC			1		1
18	DANIELS			1		1	20	LOISELLE					
22	STANTON						21	SANIPASS					
23	HILLIER						22	ANDERSON			1		1
25	STEVENS	2	1	4		7	24	PETIT	1	2		3	
29	BOURQUE						27	VELLSCHER					
33	ZALAPSKI			1		1	28	BROTEN	2	2		4	
44	BROWN			1	2	3	29	FINN					
68	JAGR			1		1	32	DEBLOIS					
77	COFFEY			1	3	4	40	HRKAC		1			1

PENALTIES					
PER	TEAM	PLAYER	MIN	OFFENSE	TIME
1	QUE	FORTIER	2	ROUGHING	9:05
1	PGH	BOURQUE	2	ROUGHING	9:05
1	PGH	BOURQUE	2	HIGH STICK	9:05
1	QUE	FINN	2	CROSS CHECKING	11:58
1	QUE	FINN	2	HIGH STICK	19:04
2	QUE	SANIPASS	2	SLASHING	4:57
2	PGH	GILHEN	2	HOOKING	4:57
2	QUE	FINN	2	INSTIGATING	5:05
2	QUE	FINN	5	FIGHTING	5:05
2	PGH	BOURQUE	5	FIGHTING	5:05
2	PGH	ZALAPSKI	2	HOLDING	5:22
2	PGH	STANTON	2	CROSS CHECKING	12:51
2	QUE	SUNDIN	2	BOARDING	13:54
2	QUE	SANIPASS	4	HIGH STICK	17:01
2	QUE	SANIPASS	5	FIGHTING	17:01
2	QUE	SANIPASS	10	MISCONDUCT	17:01
2	PGH	BROWN	5	FIGHTING	17:01
2	PGH	COFFEY	2	HOLDING	18:36
3	QUE	LOISELLE	5	FIGHTING	0:50
3	PGH	PEDERSON	2	HIGH STICK	0:50
3	PGH	PEDERSON	5	FIGHTING	0:50
3	PGH	GILHEN	2	HOOKING	1:42
3	QUE	BROTEN	2	SLASHING	9:42
3	PGH	MULLEN	2	INTERFERENCE	11:33
3	QUE	LOISELLE	4	ROUGHING	14:32
3	QUE	McRAE	2	ROUGHING	14:32
3	PGH	COFFEY	2	HOLDING	14:32
3	PGH	COFFEY	2	ROUGHING	14:32
3	PGH	COFFEY	2	UNSPORTSMAN COND.	14:32

NOTES: QUEBEC GOALTENDER CHANGE AT 12:45 OF THE FIRST TUGNUTT REPLACES TANNER



# OFFICIAL SCORESHEET

**NEW JERSEY DEVILS**

VS. **PITTSBURGH PENGUINS**

DATE OCTOBER 27, 1990

GAME NO.	12	W.	7	L.	3	T.	1	POINTS	15
HOME GAME NO.	8	W.	6	L.	0	T.	1	POINTS	13
NHL NO.	116	ATTENDANCE 13,441							

REFEREE PAUL STEWART

LINESMEN PAT DAPUZZO

MARK VINES

GOAL JUDGES PAUL MCINNIS/TOM SEGRETO

START TIME: 7:53

END TIME: 10:29

PER	D-V	TIME	TEAM	SCORED BY	ASSISTS		TYPE	PLAYERS ON ICE
1	1-0	4:34	NJ	MULLER <sup>5</sup>	DRIVER	STASTNY	P	D 11-23(9)-15-26 V 22-33-10-29
1	1-1	16:57	PIT	RECCHI <sup>6</sup>	TANTI	MULLEN	E	D 3-23-8-17-22 V 23-77-7(8)-9
1	2-1	18:06	NJ	WEINRICH <sup>1</sup>	MacLEAN	MULLER	E	D (5)-23-9-15-26 V 4-6-7-10-29
2	2-2	3:32	PIT	CULLEN <sup>5</sup>	COFFEY	STEVENS	P	D 2-7-17 V 33-77(11)-25-44
2	2-3	4:51	PIT	MULLEN <sup>7</sup>	ZALAPSKI	COFFEY	E	D 3-23-9-15-16 V 33-77(7)-8-9
2	3-3	6:28	NJ	CONACHER <sup>1</sup>	CROWDER	BOSCHMAN	E	D 3-6-16-25(32) V 23-77-8-11-25
2	3-4	11:49	PIT	MULLEN <sup>8</sup>	COFFEY	PEDERSON	E	D 2-6-11-20-33 V 23-77(7)-10-29
2	4-4	17:39	NJ	CIGER <sup>2</sup>	SUNDSTROM	MORRIS	P	D 3-5-17-20(33) V 4-6-8-10
3	5-4	3:06	NJ	BOSCHAMN <sup>3</sup>	FETISOV	KASATONOV	E	D 2-7(16)-25-32 V 22-33-15-18-68
3	6-4	3:37	NJ	MacLEAN <sup>3</sup>	MULLER		E	D 5-23-9(5)-26 V 23-77-9-12-44
3	7-4	6:33	NJ	CIGER <sup>3</sup>	MORRIS	SHANAHAN	E	D 5-23-11-20(33) V 23-77-15-18-68
3	7-5	19:24	PIT	BOURQUE <sup>1</sup>	COFFEY	PEDERSON	E	D 3-6-11-20-33 V 23-77-7-10(29)

### RECAP

SCORING	1	2	3	OT	T
PENGUINS	1	3	1		5
DEVILS	2	2	3		7

SHOTS ON GOAL	1	2	3	OT	T
VIS VS BURKE	10	14	7		31
NJ VS BARR.	15	16			
YOUNG			9		40

POWER PLAYS	GA/T	TOT	MIN.
PENS	0/2	1/3	1/6
DEVILS	1/2	1/3	2/5

PENALTIES	NO.	MIN	MAJ	MIS	PIM
PENS	7	7	-	-	14
DEVILS	8	8	-	-	16

### THREE STARS

- ZDENO CIGER - NJ
- JON MORRIS - NJ
- KIRK MULLER - NJ

#	PENGUINS	SHOTS & +/-					#	DEVILS	SHOTS & +/-				
		1	2	3	T	+/-			1	2	3	T	+/-
35	BARRASSO	--GOALIE--					1	BURKE	--GOALIE--				
4	DAHLQUIST	1			1	-1	2	FETISOV					E
6	JOHNSON	1	2	3		-1	3	DANEYKO	1			1	-2
7	MULLEN		2	1	3	+3	5	WEINRICH	1			1	+3
8	RECCHI	2			2	+1	6	ALBELIN					-1
9	TANTI		1		1	+1	7	KASATONOV					+1
10	PEDERSON					+1	8	MALEY					-1
11	CULLEN	3			3	-1	9	MULLER	2	1		3	+1
12	ERREY					-1	11	SHANAHAN	2	1	1	3	-1
15	GILHEN	2			2	-2	15	MacLEAN	1	2	1	4	+1
18	DANIELS	1			1	-2	16	BOSCHMAN	1	1	2	4	+1
22	STANTON					-1	17	SUNDSTROM		1	1	2	-1
23	HILLIER	1			1	E	20	MORRIS	2	1	1	4	-1
25	STEVENS	1	3		4	-1	22	LEMLEUX	2	1		3	-1
29	BOURQUE	1	1	2	4	+1	23	DRIVER	1	3	1	5	+1
33	ZALAPSKI					E	25	CROWDER		1		1	+2
44	BROWN					-1	26	STASTNY	2	1		3	+2
58	JAGR	1		1	2	-2	32	CONACHER		1		1	+2
77	COFFEY	2	1	1	4	+1	33	CIGER	3	2	5	-1	
1	YOUNG	--GOALIE--					31	TERRERI	--GOALIE--				

P	TEAM	PLAYER	MIN	OFFENSE	TIME	PPV
1	PIT	COFFEY	2	HOOING	3:29	D1
1	PIT	COFFEY	2	DELAY GAME	12:22	D2
1	NJ	SUNDSTROM	2	BOARDING	14:14	P1
1	NJ	FETISOV	2	TRIPPING	19:11	P2
2	NJ	WEINRICH	2	CROSSCHECK	2:36	P3
2	NJ	BOSCHMAN	2	ROUGHING	2:47	P4
2	NJ	WEINRICH	2	TRIPPING	7:47	P5
2	PIT	CULLEN	2	UNSPORTSMAN	8:17	
2	NJ	KASATONOV	2	UNSPORTSMAN	8:17	
2	PIT	COFFEY	2	HOLDING	14:43	D3
2	PIT	BOURQUE	2	HOOING	16:36	D4
2	PIT	ZALAPSKI	2	CROSSCHECK	19:44	D5
3	PIT	ZALAPSKI	2	SLASHING	11:24	
3	NJ	MORRIS	2	ELBOWING	11:24	
3	NJ	MacLEAN	2	INTERFERE	12:56	P6

NOTES: \* PP CARRIES OVER TO NEXT PERIOD.

BARRASSO REPLACED AT START OF 3rd PERIOD BY WENDELL YOUNG. 40 MIN 4 GA 31 SHOTS



NEW YORK ISLANDERS 3  
VS. PITTSBURGH PENGUINS 8

DATE OCTOBER 28, 1990

FINAL

GAME NO.	W	L	T	POINTS
12	5	6	1	11
HOME GAME NO.	W	L	T	POINTS
6	3	3	0	6
NHL NO.	ATTENDANCE			
121	15,678			

REFEREE DON KONARSKI  
LINESMEN SHANE HEYER  
RON ASSELSTINE

RECAP

GOALS BY PERIOD	1	2	3	OT	T
PITTSBURGH	1	6	1		8
NY ISLANDERS	0	2	1		3

SHOTS ON GOAL	1	2	3	OT	T
PITTSBURGH	11	22	11		44
NY ISLANDERS	5	11	7		23

POWER PLAY GOALS	PPG IN	ATTEMPTS
PITTSBURGH	4	6
NY ISLANDERS	1	5

PENALTIES	NO.	PIM
PITTSBURGH	7	14
NY ISLANDERS	8	16

\*\*\* THREE STARS \*\*\*


- JAGR - PGM
- BROWN - PGM
- STANTON - PGM

GOAL #	PERIOD	TIME	TEAM	SCORED BY	ASSISTS	E	P	S	PLAYERS ON ICE
1	1	1:25	PGH	STEVENS <sup>8</sup>	CULLEN BROWN		✓		H 11-(25)-33-44-77 V 8-17-21-25
2	2	0:35	NYI	LAFONTAINE <sup>6</sup>	FLATLEY		✓		H 6-8-11-25-77 V 3-4-(16)-24-26
3	2	7:59	PGH	ERREY <sup>4</sup>	CULLEN ZALAPSKI		✓		H 4-11-(12)-22-33 V 3-6-16-21-25
4	2	10:12	PGH	MULLEN <sup>9</sup>	ZALAPSKI RECCHI		✓		H (7)-8-9-33-77 V 4-8-17-26
5	2	10:29	PGH	JAGR <sup>4</sup>	STANTON DANIELS		✓		H 4-15-18-22-(68) V 3-15-16-24-27
6	2	13:47	PGH	BROWN <sup>4</sup>	CULLEN STANTON		✓		H 11-22-25-(44)-77 V 4-8-17-39
7	2	15:19	NYI	KING <sup>3</sup>	MCBEAN LAFONTAINE		✓		H 6-7-8-77 V 6-8-16-26-(27)
8	2	18:00	PGH	JAGR <sup>5</sup>	UNASSISTED		✓		H 6-15-18-(68)-77 V 3-21-24-25-26
9	2	19:56	PGH	TANTI <sup>1</sup>	STANTON RECCHI		✓		H 7-8-(9)-22-29 V 17-21-26-36
10	3	0:58	NYI	LAFONTAINE <sup>7</sup>	CROSSMAN		✓		H 6-8-11-29-77 V 3-(16)-24-25-26
11	3	9:25	PGH	COFFEY <sup>4</sup>	BROWN RECCHI		✓		H 6-8-25-44-(77) V 6-9-11-14-36
12									H V
13									H V
14									H V
15									H V

#	TEAM	SHOTS					#	TEAM	SHOTS					
		1	2	3	OT	T			1	2	3	OT	T	
1	PITTSBURGH						37	NY ISLANDERS			10			10
40	YOUNG						LORENZ							
40	PIETRANGERO	5	9	6		20	MANIUK	10	16					26
4	DAHLQUIST						CROSSMAN		1					1
6	JOHNSON	1	1			2	BERG							
7	MULLEN		1	1		2	MCBEAN	2	2					4
8	RECCHI		3	1		4	NORTON	1	1					2
9	TANTI	3	1			4	CHYZOWSKI							
	PEDERSON		1			1	WOOD							
	CULLEN	1				1	VUKOTA			1				1
	ERREY	1	1	2		4	FITZGERALD			1				1
14	ROBERTS						DALGARNO							
15	LIIHEN	1	1	1		3	LAFONTAINE	1	1	3				5
18	DANIELS						LUDWIG		2					2
22	STANTON	1		1		2	SUTTER		1					1
25	STEVENS	2	1	1		4	BAUMGARTNER							1
29	BOURQUE		1			1	VOLEK			1				1
33	ZALAPSKI		5			5	FLATLEY							
44	BROWN		1	1		2	KING			1	2			3
68	JAGR		2	1		3	NYLUND			1				1
77	COFFEY	1	3	2		6	McDONOUGH	1						1

PER.	TEAM	PLAYER	MIN.	OFFENSE		TIME
1	NYI	FLATLEY	2	TRIPPING		0:56
1	NYI	BERG	2	ROUGHING		17:19
1	PGH	COFFEY	2	ROUGHING		17:19
2	PGH	DAHLQUIST	2	INTERFERENCE		5:57
2	NYI	FITZGERALD	2	TRIPPING		8:29
2	NYI	BAUMGARTNER	2	HOLDING		11:00
2	NYI	WOOD	2	ROUGHING		11:53
2	PGH	LIIHEN	2	HIGH STICKING		14:09
2	NYI	BAUMGARTNER	2	CROSS CHECKING		18:00
3	NYI	BERG	2	ELBOWING		2:39
3	NYI	BAUMGARTNER	2	CROSS CHECKING		6:59
3	PGH	CULLEN	4	SPARING		6:59
3	PGH	STANTON	2	INTERFERENCE		13:27
3	PGH	TANTI	2	INTERFERENCE		16:45

NOTES: LORENZ REPLACES MANIUK AT THE START OF THE THIRD PERIOD



# Pittsburgh Penguins

## AT PHILADELPHIA FLYERS

DATE Tuesday, October 30, 1990

REFEREE Terry Gregson  
 LINESMEN Ron Amadio  
 Dan McCourt

Start Time: 7:41 PM End Time: 10:01 PM Length of Game: 2 hr 20 min

P-V	TIME	TEAM	SCORE	BY	ASSISTS	TYPE	LAYERS ON ICE	GOALS BY PERIOD
0-1	6:45	Pit	1-0	Cullen (9)	Reochl	E	2-11-11-11	PENGUINS 1 0 0
0-2	6:49	Pit	2-0	Ornan (9)	Barry	E	2-11-11-11	FLYERS 0 1 1
1-2	8:42	Fly	2-1	Carkner (2)	Reilly	DEF	2-11-11-11	PENGUINS 1 1 0
1-3	9:36	Pit	3-1	Croftfield (1)	Essay	E	2-11-11-11	FLYERS 0 1 1
1-4	15:02	Pit	4-1	Reochl (7)	Coiffy	E	2-11-11-11	PENGUINS 1 1 1
1-5	6:45	Pit	5-1	Mullen (10)	Reochl	E	2-11-11-11	FLYERS 0 1 1
2-5	10:34	Fly	5-2	Murphy (4)	Horvack	E	2-11-11-11	PENGUINS 1 1 1
2-6	13:46	Pit	6-2	Gilhen (2)	Daniel	E	2-11-11-11	FLYERS 0 1 1

**OTHER NHL GAMES TONIGHT**

- LOS ANGELES @ NY ISLANDERS 7:30
- NEW JERSEY @ CALGARY 8:00
- WASHINGTON @ VANCOUVER 8:00
- MINNESOTA @ TORONTO 8:00
- ST. LOUIS @ DETROIT 8:00

Ref: Frank Pietrosopoli  
 Lines: Dan Gonyea  
 Ref: Mark Harkin  
 Ref: Gary Baccaro

NEW = EVEN STRENGTH PEN = POWER PLAY SH = SHORTHANDED  
 ON = ON A BREAKAWAY DEL = DELAYED PENALTY HENP = HURT

PENGUINS				FLYERS				PENALTY			
NAME	MIN	SH	SV	NAME	MIN	SH	SV	NAME	MIN	SH	SV
F Pietrangola	60	1	20	John Wengert	60	1	20	1 Pit	2	0	0
Gord Roberts	60	1	20	Steve Howe	60	1	20	1 Fly	2	0	0
Barley Zalapski	60	1	20	John Latal	60	1	20	1 Pit	2	0	0
Phil Bourque	60	1	20	Johnny Horvack	60	1	20	1 Fly	2	0	0
Barry "Barry"	60	1	20	Belle Elmund	60	1	20	2 Pit	2	0	0
Joe Mullen	60	1	20	Touchet	60	1	20	2 Fly	2	0	0
Chris DeLuca	60	1	20	Gord Murphy	60	1	20	2 Fly	2	0	0
Jim Johnson	60	1	20	Kerry Huffman	60	1	20	3 Fly	2	0	0
Mike Reochl	60	1	20	Jim Kerr	60	1	20	3 Fly	2	0	0
John Cullen	60	1	20	Ron Butler	60	1	20	3 Pit	2	0	0
Joe Caray	60	1	20	Scott Mellanby	60	1	20	3 Fly	2	0	0
Gilhen	60	1	20	Nazman Lacombe	60	1	20	3 Fly	2	0	0
Field	60	1	20	Pat Murray	60	1	20				
antola	60	1	20	Derrick Smith	60	1	20				
Stanton	60	1	20	Keith Anton	60	1	20				
Kevin Stevens	60	1	20	Martin Hostak	60	1	20				
Rob Reay	60	1	20	Kell Samuelson	60	1	20				
Jarome Igin	60	1	20	Terry Carkner	60	1	20				
Paul Coffey	60	1	20	Murray Crahan	60	1	20				
GOALKEEPERS	MIN	SH	SV	GOALKEEPERS	MIN	SH	SV				
F Pietrangola	60	1	20	Kon Wengert	60	1	20				
Tom Barnason	60	1	20	Pete Fontana	60	1	20				
TEAM TOTALS	60	1	20	TEAM TOTALS	60	1	20				
FACEOFFS	12	1	1	FACEOFFS	12	1	1				
GIVEAWAYS	12	1	1	GIVEAWAYS	12	1	1				
BODY CHECKS	12	1	1	BODY CHECKS	12	1	1				
OFFSIDES	12	1	1	OFFSIDES	12	1	1				
ICEING	12	1	1	ICEING	12	1	1				



NEW YORK RANGERS 1  
 VS. PITTSBURGH PENGUINS 3  
 DATE NOVEMBER 3, 1990  
FINAL

GAME NO.	W	L	T	POINTS
14	7	6	1	15
HOME GAME NO.	W	L	T	POINTS
7	4	3	0	8
NHL NO.	ATTENDANCE			
148	16,164 (SELLOUT)			

REFEREE RON HOLLARTH  
 LINESMEN KEVIN COLLINS  
DAN McCOURT

RECAP

GOALS BY PERIOD	1	2	3	OT	T
PITTSBURGH	1	2	0		3
NY RANGERS	0	0	1		1

SHOTS ON GOAL	1	2	3	OT	T
PITTSBURGH	10	14	5		29
NY RANGERS	9	9	8		26

POWER PLAY GOALS	PPG IN	ATTEMPTS
PITTSBURGH	1	5
NY RANGERS	0	6

PENALTIES	NO.	PIM
PITTSBURGH	8	24
NY RANGERS	7	22

\*\*\* THREE STARS \*\*\*

- PIETRANGELLO - PLH
- CULLEN - PLH
- RECCHI - PLH

GOAL #	PER	IOD	TIME	TEAM	SCORED BY	ASSISTS	E	P	S	PLAYERS ON ICE
1	1	5:14	PLH	GILHEN <sup>3</sup>	TANTI	BOURQUE	✓			H 9(5)-23-28-29 V 2-12-15-26-27
2	2	11:45	PLH	RECCHI <sup>8</sup>	MULLEN, J.	CULLEN		✓		H 7(8)-11-25-77 V 3-8-14
3	2	13:44	PLH	CULLEN <sup>6</sup>	RECCHI	STEVENS	✓			H 8(10)-23-25-28 V 2-9-22-24-25
4	3	4:54	NYR	OGRODNICK <sup>8</sup>	MULLEN, B.	MILLER	✓			H 7-12-23-28-44 V 6-19-24(25)-32
5										H
6										V
7										H
8										V
9										H
10										V
11										H
12										V
13										H
14										V
15										H

#	PITTSBURGH					#	NY RANGERS				
	1	2	3	OT	T		1	2	3	OT	T
35						34					
40	9	9	7		25	35	9	12	5		26
6	1				1	2					
7						3		1			1
8	1	1			2	6	1	1			2
9	2				2	8	2				2
10	1				1	9	1	1			2
	2				2	12					
	1				1	14		1			1
	2	1	1		4	15					
10						19		1			1
22	1				1	20					
23			1		1	21	2	1			3
25	1	4	2		7	22	2				2
28						23	2				2
29		1	1		2	24	1	1			2
33	1				1	25	3	1	1		5
44		2			2	26	1	2			3
68						27					
77	1	1			2	32					

PER	TEAM	PLAYER	MIN	OFFENSE	TIME
1	PLH	BOURQUE	2	TRIPPING	8:22
1	NYR	HARDY	10	MISCONDUCT	16:41
1	NYR	KING	2	ROUGHING	16:41
1	PLH	BROWN	10	MISCONDUCT	16:41
1	PLH	ROBERTS	2	TRIPPING	16:41
1	PLH	BOURQUE	2	ELBOWING	16:41
1	PLH	BOURQUE	2	ROUGHING	16:41
1	NYR	MULLEN B.	2	HOLDING	18:54
2	PLH	TANTI	2	SLASHING	1:34
2	NYR	SHAW	2	SLASHING	10:37
2	NYR	MOLLER	2	CROSS CHECKING	11:03
2	NYR	KING	2	HIGH STICKING	16:45
3	NYR	MOLLER	2	INTERFERENCE	5:14
3	PLH	ZALAPSKI	2	HOLDING	6:08
3	PLH	TANTI	2	HOOKING	11:11

NOTES:



CALGARY FLAMES 5  
 VS. PITTSBURGH PENGUINS 6  
 DATE NOVEMBER 6, 1990  
FINAL

GAME NO.	W	L	T	POINTS
15	8	6	1	17
HOME GAME NO.	W	L	T	POINTS
8	5	3	0	10
NHL NO.	ATTENDANCE			
162	16,164 (SELLOUT)			

REFEREE PAUL STEWART  
 LINESMEN BOB HODGES  
MARK PARE

**RECAP**

GOALS BY PERIOD	1	2	3	OT	T
PITTSBURGH	3	0	3		6
CALGARY	4	0	1		5

SHOTS ON GOAL	1	2	3	OT	T
PITTSBURGH	8	3	9		20
CALGARY	11	14	13		38

POWER PLAY GOALS	PPG IN	ATTEMPTS
PITTSBURGH	2	6
CALGARY	1	3

PENALTIES	NO.	PIM
PITTSBURGH	5	10
CALGARY	8	16

- \*\*\* THREE STARS \*\*\*
- ZALAPSKI - P4H
  - COFFEY - P4H
  - BARRASSO - P4H

GOAL #	PER IOD	TIME	TEAM	SCORED BY	ASSISTS	E	P	S	PLAYERS ON ICE	
1	1	2:50	CGY	FLEURY <sup>8</sup>	MACINNIS SUTER	✓			H 12-15-23-28-77 V 2-14-20-25-42	
2	1	9:29	P4H	MULLEN <sup>11</sup>	COFFEY BROWN	✓			H 6-7-12-44-77 V 2-3-7-23-33	
3	1	10:37	P4H	GILKEN <sup>4</sup>	HILLIER	✓			H 15-18-23-28-68 V 6-16-17-20-29	
4	1	11:23	CGY	ROBERTS <sup>3</sup>	MACCOUN	✓			H 8-11-23-25-28 V 10-21-25-34-42	
5	1	11:46	CGY	RANHEIM <sup>9</sup>	GILMOUR FLEURY	✓			H 9-10-22-27-33 V 2-3-14-28-39	
6	1	12:05	CGY	NIEUWENDYK <sup>9</sup>	MAKAROV ROBERTS	✓			H 6-9-10-29-77 V 2-3-10-25-42	
7	1	15:34	P4H	ZALAPSKI <sup>3</sup>	CULLEN RECCHI	✓			H 7-8-11-25-33 V 2-14-29-33	
9	2			NO SCORING						H V
9	3	13:44	P4H	ZALAPSKI <sup>4</sup>	CULLEN STEVENS	✓			H 8-11-28-25-33 V 6-14-20-28-31	
10	3	16:07	CGY	OTTO <sup>5</sup>	GILMOUR MACINNIS	✓			H 6-10-29-77 V 2-20-28-29-39	
11	3	17:04	P4H	ERREY <sup>5</sup>	CULLEN ZALAPSKI	✓			H 6-8-11-12-33 V 2-7-23-34-39	
12	3	19:46	P4H	COFFEY <sup>5</sup>	ZALAPSKI CULLEN	✓			H 8-11-25-33-77 V 6-20-29-33	
13									H V	
14									H V	
15									H V	

#	PITTSBURGH	SHOTS					#	CALGARY	SHOTS					
		1	2	3	T	+/-			1	2	3	T	+/-	
35	BARRASSO		14	12	26		1	GUENETTE		5	3	6	14	
40	PIETRANGILO	7			7		30	VERNON		1	3	1	5	1
6	JOHNSON					1	2	MACINNIS		1			1	1
7	MULLEN	1				1	3	MUSIA		1			1	1
8	RECCHI	1				1	6	NATTRESS		1		1	2	-2
9	TANTI					-2	7	SWEENEY				1	1	-2
10	PEDERSON					-2	10	ROBERTS		2			2	2
	CULLEN		2	2	1	14	FLEURY		1	1	1	3	1	
	ERREY	1	1	2	1	16	PRIAKIN						-1	
	GILKEN	1	1	1	3	0	17	HRDINA			1	2	3	-1
18	DANIELS	1				1	20	SUTER		1	2	1	4	-1
22	STANTON		1			-1	21	JOHANSSON						1
23	HILLIER					-1	23	MATTEAU		1	1	2	-2	
25	STEVENS					0	25	NIEUWENDYK		2	2	1	5	3
28	ROBERTS					0	28	RANHEIM		2	1	1	4	0
29	BOURQUE		1	1	-2	29	OTTO			1	2	3	-1	
33	ZALAPSKI	1	2	3	1	33	BUREAU							-1
44	BROWN					1	34	MACCOUN		2		2	0	
68	JAGR					1	39	GILMOUR						-1
77	COFFEY	2	1	2	5	1	42	MAKAROV			1	1	3	

PER	TEAM	PLAYER	MIN	OFFENSE	TIME
1	P4H	COFFEY	2	HOLDING	0:45
1	CGY	MUSIL	2	HOLDING	13:07
1	P4H	COFFEY	2	ROUGHING	13:07
1	CGY	BUREAU	2	HOLDING	13:28
1	CGY	MACCOUN	2	HOLDING	14:23
2	CGY	NATTRESS	2	TRIPPING	1:55
2	CGY	MUSIL	2	HOLDING	10:36
2	CGY	JOHANSSON	2	TRIPPING	14:39
2	P4H	JAGR	2	HOLDING	17:35
3	P4H	HILLIER	2	INTERFERENCE	14:42
3	CGY	MACINNIS	2	SLASHING	17:34
3	P4H	BROWN	2	INTERFERENCE	17:34
3	CGY	GILMOUR	2	HOOKING	19:10

NOTES: PITTSBURGH GOALTENDER CHANGE BARRASSO REPLACES PIETRANGILO AT THE START OF THE SECOND PERIOD



ST. LOUIS BLUES 3  
 VS. PITTSBURGH PENGUINS 2  
 DATE NOVEMBER 8, 1990  
 FINAL

GAME NO.	W	L	T	POINTS
16	8	7	1	17
HOME GAME NO.	W	L	T	POINTS
9	5	4	0	10
NHL NO	ATTENDANCE			
170	15,452			

REFEREE TERRY GREGSON  
 LINESMEN BOB HODGES  
MARK PARE

GOAL #	PERIOD	TIME	TEAM	SCORED BY	ASSISTS	E	P	S	PLAYERS ON ICE
1	1	5:23	PLH	CULLEN 7	RECCHI	✓			H 8-11-22-25-33 V 2-10-25-18-36
2	1	16:42	PLH	STEVENS 10	CULLEN RECCHI	✓			H 6-8-11-25-77 V 2-10-16-18-21
3	2	8:46	STL	MACLEAN 2	STEVENS MOMESSO	✓			H 7-12-23-28-44 V 2-15-27-28-36
4	3	1:51	STL	MONGEAU 1	CAVALLINI, P. COURTNAI	✓			H 10-23-28-29 V 2-9-14-16-41
5	3	4:41	STL	CAVALLINI, G 3	BROWN HULL	✓			H 6-8-15-77 V 2-16-17-19-21
6									H V
7									H V
8									H V
9									H V
10									H V
11									H V
12									H V
13									H V
14									H V
15									H V

RECAP

GOALS BY PERIOD	1	2	3	OT	T
PITTSBURGH	2	0	0		2
ST. LOUIS	0	1	2		3

SHOTS ON GOAL	1	2	3	OT	T
PITTSBURGH	11	14	6		31
ST. LOUIS	13	13	12		38

POWER PLAY GOALS	PPG IN	ATTEMPTS
PITTSBURGH	0	4
ST. LOUIS	2	5

PENALTIES	NO.	PIM
PITTSBURGH	7	25
ST. LOUIS	6	12

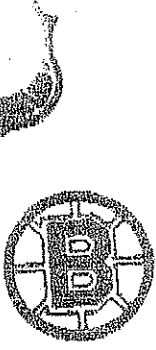
- ★★★ THREE STARS ★★★
- JOSEPH - STL
  - CAVALLINI, G. - STL
  - CULLEN - PLH

#	PITTSBURGH					#	ST. LOUIS				
	1	2	3	T	+		1	2	3	T	+
1						30					
35	13	12	10	35		31	9	14	6	29	
6		1		1	2	31					
7	2	3		5	5	32		1	1	2	
8		2		2	9	33					
9	1	1		2	10	34		1	1	2	
10		1		1	14	35		2	1	3	
	2			2	15	36		1	1	2	
					16	37		1	2	3	
	1	1		2	17	38		1	2	3	
22					18	39		1	1	2	
23		1		1	19	40		2	1	3	
25	2	1	1	4	20	41		1	2	3	
28					21	42					
29		1		1	22	43					
33	1	1		2	23	44			1	1	
44	2			2	24	45					
68	1	3	4	8	25	46			1	0	
77	2	2	1	5	26	47		1	1	3	

PER	TEAM	PLAYER	MIN	OFFENSE		TIME
1	PLH	BOURQUE	2	ELBOWING		13:58
1	PLH	JAGR	2	HOOKING		17:50
2	STL	DIRK	2	HOLDING		4:44
2	STL	HULL	2	HOOKING		12:01
2	STL	FEATHERSTONE	2	ROUGHING		12:01
2	PLH	ERREY	2	ROUGHING		12:01
2	PLH	TANTI	5	HIGH STICKING		16:59
2	PLH	TANTI	10	GAME MISCOND.		16:59
3	PLH	ERREY	2	CHARGING		3:52
3	STL	BASSEN	2	INTERFERENCE		6:08
3	STL	CAVALLINI, P	2	ROUGHING		10:51
3	PLH	BARRASSO	2	SLASHING		10:51
3	STL	BRIND'AMOUR	2	HOLDING		14:49

NOTES:





**BOSTON BRUINS**

VS. PITTSBURGH PENGUINS

DATE Nov 10, 1990

@ PLAZON

GAME NO.	17	9	5	2	20
HOME GAME NO.	7	5	1	0	10
ATTENDANCE	14,448 - SEASIDE				

REFEREE PAUL STENHART  
 LINESMEN BRIAN MULLER  
JEFF PATEMAN

PERIOD	TIME	TEAM	SCORED BY	ASSISTS	E	A	SHOTS	GOALS
1	4:20	Bru	CARPENTER	NEELY	X			
1	8:10	Bru	CARPENTER	NEELY	X			
2	7:26	PIT	STEVENS	BRIDGES	X			
2	8:45	PIT	MULLER	CARPENTER	X			
2	17:23	Bru	NEELY	HODGE	X			
3	11:11	PIT	CULLEN	ZALAZARSKI	X			

GOALS BY PERIOD		POWER PLAY GOALS		PENALTIES	
BRUINS	2	0	2	BRUINS	3
PENGUINS	1	1	1	PENGUINS	2

1. HODGE  
 2. CARPENTER  
 3. CULLEN

#	NAME	SHOTS					GOALS	PTS	PEN
		G	A	M	W	T			
1	NEELY	1	2	2	1	6	2	0	0
2	HODGE	1	1	1	1	4	1	0	0
3	CARPENTER	2	1	1	1	5	2	0	0
4	BRIDGES	1	1	1	1	4	1	0	0
5	WHEENEY	1	1	1	1	4	1	0	0
6	NEELY	1	1	1	1	4	1	0	0
7	WHEENEY	1	1	1	1	4	1	0	0
8	NEELY	1	1	1	1	4	1	0	0
9	WHEENEY	1	1	1	1	4	1	0	0
10	NEELY	1	1	1	1	4	1	0	0
11	WHEENEY	1	1	1	1	4	1	0	0
12	NEELY	1	1	1	1	4	1	0	0
13	WHEENEY	1	1	1	1	4	1	0	0
14	NEELY	1	1	1	1	4	1	0	0
15	WHEENEY	1	1	1	1	4	1	0	0
16	NEELY	1	1	1	1	4	1	0	0
17	WHEENEY	1	1	1	1	4	1	0	0
18	NEELY	1	1	1	1	4	1	0	0
19	WHEENEY	1	1	1	1	4	1	0	0
20	NEELY	1	1	1	1	4	1	0	0
21	WHEENEY	1	1	1	1	4	1	0	0
22	NEELY	1	1	1	1	4	1	0	0
23	WHEENEY	1	1	1	1	4	1	0	0
24	NEELY	1	1	1	1	4	1	0	0
25	WHEENEY	1	1	1	1	4	1	0	0
26	NEELY	1	1	1	1	4	1	0	0
27	WHEENEY	1	1	1	1	4	1	0	0
28	NEELY	1	1	1	1	4	1	0	0
29	WHEENEY	1	1	1	1	4	1	0	0
30	NEELY	1	1	1	1	4	1	0	0
31	WHEENEY	1	1	1	1	4	1	0	0
32	NEELY	1	1	1	1	4	1	0	0
33	WHEENEY	1	1	1	1	4	1	0	0
34	NEELY	1	1	1	1	4	1	0	0
35	WHEENEY	1	1	1	1	4	1	0	0
36	NEELY	1	1	1	1	4	1	0	0
37	WHEENEY	1	1	1	1	4	1	0	0
38	NEELY	1	1	1	1	4	1	0	0
39	WHEENEY	1	1	1	1	4	1	0	0
40	NEELY	1	1	1	1	4	1	0	0
41	WHEENEY	1	1	1	1	4	1	0	0
42	NEELY	1	1	1	1	4	1	0	0
43	WHEENEY	1	1	1	1	4	1	0	0
44	NEELY	1	1	1	1	4	1	0	0
45	WHEENEY	1	1	1	1	4	1	0	0
46	NEELY	1	1	1	1	4	1	0	0
47	WHEENEY	1	1	1	1	4	1	0	0
48	NEELY	1	1	1	1	4	1	0	0
49	WHEENEY	1	1	1	1	4	1	0	0
50	NEELY	1	1	1	1	4	1	0	0

PER	TEAM	PLAYER	MIN	OFFENSE	TIME
1	PIT	STEVENS	7	HOOK	10:20 P
2	Bru	BRIDGES	2	TRIP	11:20 P
2	PIT	MULLER	2	HOOK	11:22 P
2	Bru	RIZICKA	2	HOOK	11:28 P
3	Bru	CARTER	2	HOOK	11:30 P
3	Bru	WHEENEY	7	HOOK	11:31 P
4	Bru	WHEENEY	2	ROUGH	11:36 P
4	PIT	ZALAZARSKI	2	SLASH	11:36 P

NOTES:



PITTSBURGH PENGUINS

VS. MINNESOTA NORTH STARS

DATE Tuesday

November 13, 1990

CONF NO	19	4	11	4	12
HOME GANT NO	9	3	4	2	8
INTL NO	195	INTERDANCE			
		8,429			

REFEREE Dan Marouelli  
 LINESMEN Wayne Bonney  
 Dan Schacht



PERIOD	TIME	SCORE	BY	ASSIST	RECORD	REMARKS
2			Jagr 6	Stevens Cullen	X	
2	15:07	P	Zalapski 5	Recchi	X	
2	16:29	M	Bellows 7	Small Broten	X	
3	7:35	F	Coffey	UNASSISTED	X	
3	15:00		Gilhen 5	Zalapski	X	
				EMPTY NET		

PERIOD	TEAM	PLAYER	MIN	OFFENSE	TIME
1	NORTH STARS	Pietrangolo			
2	PENGUINS	Bellows			
3	PENGUINS	Zalapski			

#	NAME	SHOTS					#	NAME	SHOTS					
		1	2	3	OT	T			1	2	3	OT	T	
1	Giles	2					4	Deniquist	1					
3	Zettler						2	Stanton						1
5	Glynn						3	Miller						
8	Murphy						2	Roberts						
							2	Zalapski						2
							7	Coffey			3			4
7	Brogan						2	Mullen						3
9	Modano						3	Recchi						
10	Duchasne						2	Tanti						
4	Small		1	1			2	Pederson						1
6	Propp						1	Cullen						
8	Smith		1	2	2		1	Errey						2
10	Craig						1	Gilhen						2
1	Berezan						1	Caufield						
3	Bellows		1	3	5		2	Stevens						
5	Sinisalo			3			2	Bourque						
7	Churla		1	2			3	Brown		2				3
1	DePalma			3			3	Jagr						1
			10	15	18		44			14	5	9		23

PERIOD	TEAM	PLAYER	MIN	OFFENSE	TIME
1	P	Stevens	2	Holding	11:37
1	M	Broten	2	Highsticking	18:04
2	M	Broten	2	Hooking	6:49
2	M	Churla	2	Tripping	10:10
2	P	Dahlquist	2	Holding	13:43
2	P	Cullen	2	Highsticking	13:50
3	M	Churla	2	Charging	1:59
3	P	Caufield	2	Roughing	5:09
3	P	Stevens	2	Holding	7:52

IN Time Out 18:01 3p  
 IN Goalie out 18:01 3p

TEAM	GOALTENDER	MIN	GA
	Casey	60:11	3
PIT	Pietrangolo	60	1

OUT OF TOWN SCORES  
 3 @ N.J. 6  
 2 @ STL 4



# WINNIPEG JETS

vs. PITTSBURGH PENGUINS

DATE NOVEMBER 14, 1990

GAME NO.	W.	L.	T.	POINTS
20	7	11	2	16
HOME GAME	W.	L.	T.	POINTS
No. 10	5	5	2	
WHL NO.	ATTENDANCE			
198	10781			
GAME START	P.M.		GAME END	
7:32			10:14	
REFEREE	MARK L. AVAL			
LINESMEN	BOB ABRAHAM DAN BROWN			

TEAM	TIME	SCORES	ASSISTS	PERIOD	PLAYERS ON ICE
PITTS	1:55	1-0	STEVENS, CULLEN, RECCHI	1	YOUNG, DANIELS, MULLEN
PITTS	6:00	2-0	ERREY, BROWN, MULLEN	1	YOUNG, DANIELS, MULLEN
PITTS	10:00	3-0	ERREY, TANTI	1	YOUNG, DANIELS, MULLEN
PITTS	14:35	4-0	JACOB, COFFEY, ZALAPSKI	1	YOUNG, DANIELS, MULLEN
WINN	18:00	4-1	RECCHI, CULLEN, STEVENS	2	YOUNG, DANIELS, MULLEN
WINN	20:00	4-2	ELYNUK, STEVEN, HOUSLEY	2	YOUNG, DANIELS, MULLEN
WINN	23:00	4-3	CLAYTON, STEEN	2	YOUNG, DANIELS, MULLEN

SCORE BY PERIOD	W	L	T
1st	3	0	0
2nd	1	1	0
3rd	0	0	0
TOTAL	4	1	0

HOME TEAM	W	L	T
WINNIPEG	1	0	0
PITTSBURGH PENGUINS	0	1	0

- \*\*\* THREE STARS \*\*\*
- BARRASSO
  - ELYNUK
  - RECCHI

WINNIPEG JETS	SHOTS					PITTSBURGH PENGUINS	SHOTS				
	1	2	3	OT	T		1	2	3	OT	T
ANDERSON	0	1	4	7	12	YOUNG	0	0	0	0	0
CHAPMAN	1	1	3	4	5	DANIELS	1	1	1	3	4
CLAYTON	1	1	1	1	4	MULLEN	0	0	0	0	0
COFFEY	1	1	1	1	4	RECCHI	1	1	1	3	4
CZUK	0	1	3	3	4	TANTI	1	1	1	3	4
ELMER	1	1	2	2	6	PEDERSON	0	0	0	0	0
ERREY	1	1	2	3	7	CULLEN	1	1	1	3	4
GILLEN	1	1	2	3	7	ERREY	0	0	0	0	0
HANSEN	1	1	5	5	12	GILLEN	1	1	2	4	4
HOUSLEY	0	0	4	4	8	CAVEFIELD	0	0	0	0	0
JACOB	0	0	1	1	2	DANIELS	0	0	0	0	0
KLING	0	0	1	1	2	STANTON	0	0	0	0	0
MAZUR	0	0	1	1	2	STEVENS	0	0	0	0	0
MCCOY	0	0	2	2	4	ROBERTS	0	0	0	0	0
ROBERTS	0	0	2	2	4	BOUQUET	1	1	1	3	4
STANTON	0	0	1	1	2	ZALAPSKI	0	0	0	0	0
STEVEN	0	0	1	1	2	BARRASSO	0	0	0	0	0
TANTI	0	0	1	1	2	BROWN	0	0	0	0	0
WALLEN	0	0	1	1	2	JACOB	0	0	0	0	0
ZALAPSKI	0	0	1	1	2	MCCOY	0	0	0	0	0

PER	TEAM	PLAYER	MIN	OFFENSE	TIME
1	PIT	ERREY	2:00	HIGH STICK	7:54
1	WPG	HOUSLEY	2:00	HOLDING	11:22
1	PIT	STEVENS	2:00	HOLDING	12:21
2	WPG	SYKES	2:00	ENTER	3:12
2	PIT	DANIELS	2:00	HOLDING	12:09
2	WPG	BROWN	2:00	HOLDING	14:18
2	PIT	BARRASSO	2:00	HIGH STICK	16:50
3	PIT	TANTI	5:00	FIGHTING	21:27
3	WPG	SYKES	5:00	FIGHTING	21:33

JETS GOALIE  
 GARET THORNTON  
 1st 3rd period  
 2nd period played  
 5 goals on 17  
 shots in which he

OUT OF TOWN SCORES

EDMONTON	1	@ HALIFAX	(1)
RICHMOND	0	@ L.A.	(1)
WASH	3	@ TORONTO	(1)
CHICAGO	3	@ DETROIT	(1)
MINNESOTA	2	@ EDMONTON	(1)



KINGS VS. Pittsburgh Penguins

REFEREE Andy Van Hellemond

DATE November 17, 1990

LINESMEN Ryan Bozak

GAME NO. 19

Ray Scapinello

RECORD 14-4-1

ATTENDANCE 16,005--sellout

**SCORING**

**PLAYERS ON ICE**

**SCORING BY PERIOD**

* PER	TEAM	GOAL	SCORED BY	ASSISTS	TIME	KINGS		Penguins	
1	2	LA	Elik 8	Taylor Robitaille	7:15	20	2 6 4 18	44	77 8 22 17
2	2	Pit	Gilhen 6		12:55	21	5 99 33 11	12	28 15 5 7
3	OT	LA	Granato 12	Sandstrom Duchesne	0:52	21	28 99 33 7	12	28 15 33 7
4									
5									
6									
7									
8									
9									
10									
11									
12									
13									
14									
15									
16									

	1st	2nd	3rd	OT	T
	KINGS	0	1	0	1
Penguins	0	1	0	0	1

**SHOTS ON GOAL**

	1st	2nd	3rd	OT	T
	KINGS	9	14	4	1
Penguins	12	11	10	0	33

**POWERPLAY GOALS**

KINGS	0	PPG IN	4	ATTP
Penguins	0	PPG IN	4	ATTP

**PENALTIES**

KINGS	6	PEN	12	PIM
Penguins	6	PEN	12	PIM

NO.	KINGS					NO.	VISITORS					PER	PLAYER	TEAM	MIN.	OFFENSE	TIME			
	1st	2nd	3rd	OT	T		1st	2nd	3rd	OT	T									
2	3				3	4	Dahlquist					1	Dineen	Pit	2	Rough	2:49			
4						5	Dineen					1	Taylor	LA	2	Rough	2:49			
5						7	Mullen		1		1	1	Aitken	Pit	2	Histick	6:34			
6	2	1			3	8	Recchi					1	Benning	LA	2	Hold	8:53			
7		3			3	9	Tanti	1	1	1	3	2	Dahlquist	Pit	2	Trip	2:47			
11						10	Pederson		1		1	2	Sandstrom	LA	2	Interfere	3:28			
18			1		1	12	Errey	2	2		4	2	Stevens	Pit	2	Rough	5:46			
20	2	6	1		9	15	Gilhen	2	3		5	2	Sandstrom	LA	2	Rough	5:46			
21		1		1	2	17	Aitken					2	Aitken	Pit	2	Histick	16:32			
24		1			1	18	Daniels					3	McSorley	LA	2	Hold	2:48			
						22	Stanton	2	1		3	3	Kudelski	LA	2	Histick	10:18			
			1		1	25	Stevens	1			1	3	Stevens	Pit	2	Hook	12:11			
33		1	1		2	28	Roberts													
37						29	Bourque		1		1									
44	1				1	33	Zalapski		4	2	6									
47		1			1	44	Brown			1	1									
77						68	Jagr													
99	1				1	77	Coffey	4	3		7									
32						40	Pietrangolo													
<b>ROYAL</b>					<b>28</b>	<b>PENG</b>					<b>33</b>									
PPG/ATT					0/1	0/2	0/1	0/0	0/0	0/4	PPG/ATT					0/1	0/1	0/2	0/0	0/4
PEN/PIM					2/4	2/4	2/4	0/0	0/2	PEN/PIM					2/4	3/6	1/2	0/0	0/6	

NOTES: LA's 9th straight win at home

**THREE STARS**

- Hrudey
- Coffey
- Taylor

Date: November 21, 1990

PITTSBURGH PENGUINS  
Game No.: 21

Attendance: 16,164

Score: Philadelphia 5 at Pittsburgh 4

Record: 10-9-2 22 pts

Referee: Ron Hoggarth

Linseman: Bob Hodges and Dan McCourt

PD.	SCORE	GOAL (NO) - ASSISTS	ON ICE FOR & AGAINST	TIME	GOAL
1st	1-0	P-Stanton (1) (Recchi)	P-8-11-22-25-77	13:01	E
1st	2-0	P-Gilhen (7) (Brown)	F-2,20,26,28,32	14:10	E
1st	2-1	F-Mellanby (8) (Samuelsson, Howe)	P-12,15,33,44,77	19:03	E
2nd	2-2	F-Horacek (2) (Lacombe, Samuelsson)	F-6,10,17,25,29	1:19	E
2nd	2-3	F-Tocchet (14) (Ricci)	F-2,19,26,28,32	3:34	E
3rd	2-4	F-Eklund (5) (Carkner, Murphy)	P-11,22,25,68,77	0:51	PP
3rd	2-5	F-Eklund (6) (Unassisted)	F-2,14,20,21,28	9:12	E
3rd	3-5	P-Cullen (9) (Coffey, Mullen)	P-8,11,25,28,33	11:06	PP
3rd	4-5	P-Bourque (4) (Coffey, Johnson)	F-6,8,9,18,22	17:10	E
			P-4,6,10,29,44		
			F-3,9,18,22,29		
			P-15,22,29,33		
			F-3,9,18,22,29		
			P-6,8,11,25,77		
			P-7,9,11,44,77		
			F-3,14,22,29		
			P-6,19,29,68,77		
			F-8,19,26,28,32		

PD.	T	PLAYER	PENALTIES		TIME	POWER PLAY		PENALTIES				
			MIN	PENALTY		PGH	PHIL	1	2	3	OT	T
1st	F	Horacek	2	Hooking	8:53	1-5						2-4
	P	Johnson	2	Holding	15:46	1-2						5-10
2nd	F	Murphy	2	Tripping	12:10							
	F	Howe	2	Holding	14:36							
	P	Roberts	2	Holding	19:17							
3rd	F	Murphy	2	Tripping	2:53							
	F	Chychrun	2	Slashing	9:32							

GOALS BY PERIOD					
	1	2	3	OT	T
Pittsburgh	2	0	2	-	4
Philadelphia	1	2	2	-	5

- THREE STARS**
1. Eklund - PHIL
  2. Peeters - PHIL
  3. Coffey - PGH

NO.	PENGUINS	SHOTS					NO.	FLYERS	SHOTS				
		1	2	3	OT	T			1	2	3	OT	T
4	Dahlquist	0	0	0		0	2	Howe	0	0	2		2
6	Johnson	0	0	0		0	3	Murphy	0	0	0		0
7	Mullen	1	0	0		1	6	Chychrun	0	1	0		1
8	Recchi	1	2	3		6	8	Baron	1	0	0		1
9	Tanti	0	0	0		0	9	Eklund	0	2	3		5
10	Pederson	0	0	0		0	10	Kushner	0	0	0		0
11	Cullen	1	0	4		5	14	Sutter	1	0	1		2
12	Errey	0	0	0		0	17	Berube	1	0	0		1
15	Gilhen	1	0	0		1	18	Ricci	1	0	0		1
19	Trottier	1	0	0		1	19	Mellanby	1	0	0		1
22	Stanton	3	0	0		3	20	Lacombe	0	0	0		0
25	Stevens	1	0	0		1	21	Horacek	2	2	1		5
28	Roberts	0	1	0		1	22	Tocchet	2	4	0		6
29	Bourque	0	2	1		3	25	Acton	0	0	0		0
33	Zalapski	0	0	0		0	26	Hostak	1	0	0		1
44	Brown	1	1	0		2	28	Samuelsson	2	1	0		3
68	Jagr	2	0	2		4	29	Carkner	1	0	0		1
77	Coffey	3	2	2		7	32	Craven	0	0	0		0
	TOTAL	15	8	12		35		TOTAL	13	10	7		30

NO.	GOALTENDERS	MIN	GA	EN	SV/SH	D	NO.	GOALTENDERS	MIN	GA	EN	SV/SH	D	
	1	Young	DNP				30	Hoffort	17:07	2	0	8/10	W	
	35	Barrasso	59:00	5	0	25/30	L	33	Peeters	42:53	2	0	23/25	-

NOTES: Hoffort replaced Peeters in goal for Philadelphia at 2:53 of the 3rd pd.  
Stanton scores his 1st NHL goal.

Game No.: 21

PITTSBURGH PENGUINS

Date: November 23, 1990

Game No. 22

Attendance: 16,183

Score: Pittsburgh 3 at Washington 7

Record: 10-10-2 22 pts

Referee: Denis Morel

Linemen: Ron Asselstine and Gord Broseker

PD.	Score	GOAL (NO)-ASSISTS	ON ICE FOR & AGAINST	TIME	GOAL
1st	0-1	W-Miller (5) (Bondra, Pivonka)	W-3,6,10,12,20 P-19,28,29,33,68	1:57	E
1st	0-2	W-Hatcher (7) (Ridley, Miller)	W-4,10,17,26 P-8,11,25,68,77	8:53	SH
1st	1-2	P-Coffey (7) (Mullen, Recchi)	W-7,8,11,25,77 P-4,5,9,17	13:26	PP
1st	1-3	W-Pivonka (7) (Druce, Hatcher)	W-4,6,19,20,32 P-12,15,22,33	16:18	PP
1st	1-4	W-Leach (4) (Ridley, Rouse)	W-5,8,14,17,21 P-8,11,25,28,33	16:29	E
1st	1-5	W-Leach (5) (Ridley, Rouse)	W-5,8,14,17,21 P-5,6,8,11,25	16:39	E
2nd	2-5	P-Recchi (11) (Coffey)	P-8,22,25,68,77 W-4,14,17,21,26	0:29	E
2nd	2-6	W-Ridley (6) (Leach, Lalor)	W-4,14,17,21,26 P-6,8,25,68,77	3:39	E
3rd	2-7	W-Rouse (3) (Hunter, Pivonka)	W-6,8,19,20,32 P-15,19,22,33	7:53	PP
3rd	3-7	P-Recchi (12) (Johnson, Cullen)	P-5,6,8,11,25 W-4,14,17,21,26	8:23	E

PD.	T	PLAYER	PENALTIES			POWER PLAYS	PENALTIES			
			MIN	PENALTY	TIME		PGH	1-6	11-41	OT
1st	W	Hunter	2	Holding	8:40	WAS	2-5	11-41		
	P	Caufield	2	Roughing	11:22			11-25		
	W	May	2	Roughing	11:22					
	W	Kypreos	2	Roughing	11:22					
	W	Bench	2	Too Many Men	11:51					
	P	Caufield	5	Fighting	15:19					
	W	May	5	Fighting	15:19					
	P	Tanti	2	Hi-Sticking	16:06					
	P	Bench	2	Bench	16:47					
	P	Cullen	10	Misconduct	16:47					
2nd	W	Johansson	2	Hi-Sticking	6:41					
	W	Lalor	2	Holding	10:27					
3rd	P	Caufield	2	Roughing	3:32					
	W	May	2	Roughing	3:32					
	P	Errey	2	Elbowing	5:57					
	P	Caufield	2	Roughing	12:14					
	P	Pederson	10	GM Misconduct	12:14					
	W	May	4	Double/Roughing	12:14					
	P	Caufield	2	Roughing	17:31					
	P	Coffey	2	Roughing	17:31					
	W	Hunter	2	Roughing	17:31					

GOALS BY PERIODS		1	2	3	OT	T
Pittsburgh		1	1	1	-	3
Washington		5	1	1	-	7

- THREE STARS
1. Ridley - WAS
  2. Leach - WAS
  3. Hrivnak - WAS

NO.	PENGUINS	SHOTS					NO.	CAPITALS	SHOTS				
		1	2	3	OT	T			1	2	3	OT	T
5	Dineen	0	0	1		1	3	Tatarinov	0	1	0		1
6	Johnson	0	1	0		1	4	Hatcher	5	1	1		7
7	Mullen	2	1	0		3	5	Langway	0	0	0		0
8	Recchi	1	3	1		5	6	Johansson	0	0	0		0
9	Tanti	1	1	1		3	8	Rouse	0	1	2		3
10	Pederson	0	0	0		0	9	Kypreos	0	0	0		0
11	Cullen	1	1	1		3	10	Miller	2	2	0		4
12	Errey	0	1	0		1	11	Bergland	0	0	0		0
15	Gilhen	1	0	1		2	12	Bondra	1	0	0		1
16	Caufield	0	2	0		2	14	Tippert	0	1	1		2
19	Trottier	1	2	1		4	16	May	0	0	1		1
22	Stanton	0	0	0		0	17	Ridley	2	1	2		5
25	Stevens	2	0	0		2	19	Druce	0	0	0		0
28	Roberts	0	0	0		0	20	Pivonka	1	1	0		2
29	Bourque	0	1	1		2	21	Leach	2	1	1		4
33	Zalapski	3	0	2		5	26	Lalor	1	0	0		1
68	Jagr	0	0	1		1	27	Joyce	0	1	1		2
77	Coffey	3	3	1		7	32	Hunter	0	0	0		0
	TOTAL	15	16	11		42		TOTAL	14	10	9		33

NO.	GOALTENDERS	MIN	GA	EN	SV/SA	D	NO.	GOALTENDERS	MIN	GA	EN	SV/SA	D
1	Young	40:00	2	0	17/19	-	1	Liut	DNP				
40	Pietrangelo	20:00	5	0	9/14	L	30	Hrivnak	60:00	3	0	39/42	W

NOTES: Young replaced Pietrangelo at the start of the 2nd period.

Game No. 22



WASHINGTON CAPITALS 2  
 VS. PITTSBURGH PENGUINS 3  
 DATE NOVEMBER 24, 1990  
 FINAL IN OT

GAME NO.	W	L	T	POINTS
23	11	10	2	24
HOME GAME NO.	W	L	T	POINTS
11	6	5	0	12
NHL NO.	ATTENDANCE			
249	16,164 (SELLOUT)			

REFEREE KERRY FRASER  
 LINESMEN BOB HODGES  
SWEDÉ KNOX

GOAL #	PERIOD	TIME	TEAM	SCORED BY	ASSISTS	E	P	S	PLAYERS ON ICE
1	1			NO SCORING					H V
2	2	4:14	WAS	HATCHER <sup>8</sup>	JOHANSSON RIDLEY			✓	H 19-22-33 V 4-6-17-19-20
3	2	12:14	PLH	TANTI <sup>2</sup>	COFFEY RECCHI			✓	H 7-8-9-11-77 V 4-5-10
4	3	2:24	WAS	HATCHER <sup>8</sup>	BONDRA MILLER			✓	H 5-12-15-28-68 V 4-10-12-20-26
5	3	14:25	PLH	COFFEY <sup>8</sup>	MULLEN STANTON			✓	H 7-19-22-29-37 V 4-10-12-20-26
6	OT	1:11	PLH	RECCHI <sup>13</sup>	STEVENS CULLEN			✓	H 8-11-25-33-77 V 4-5-11-14
7									H V
8									H V
9									H V
10									H V
11									H V
12									H V
13									H V
14									H V
15									H V

RECAP

GOALS BY PERIOD	1	2	3	OT	T
PITTSBURGH	0	1	1	1	3
WASHINGTON	0	1	1	0	2

SHOTS ON GOAL	1	2	3	OT	T
PITTSBURGH	3	12	4	3	22
WASHINGTON	17	10	10	0	37

POWER PLAY GOALS	PPG IN	ATTEMPTS
PITTSBURGH	2	6
WASHINGTON	1	8

PENALTIES	NO.	PIM
PITTSBURGH	13	40
WASHINGTON	10	26

- \*\*\* THREE STARS \*\*\*
- PIETRANGELO - PLH
  - HATCHER - WAS
  - COFFEY - PLH

L	"	PITTSBURGH					WASHINGTON					TEAM	PLAYER	MIN	OFFENSE	TIME		
		1	2	3	OT	T	1	2	3	OT	T							
1	YOUNG						1	LIUT	3	3	2	8	1	PLH	2	ELBOWING	3:18	
40	PIETRANGELO	7	9	9	0	35	39	HRYVNAK	3	8		11	1	WAS	2	HOLDING	6:15	
5	DINEEN						4	HATCHER	2	1		3	0	1	WAS	2	HOLDING	9:55
6	JOHNSON		1			1	5	LANGWAY					0	1	PLH	2	HIGH STICKING	9:55
7	MULLEN		1			1	6	JOHANSSON	1	2	2	5	0	1	WAS	5	FIGHTING	14:20
8	RECCHI		2	1	2	5	8	ROUSE					0	1	PLH	5	FIGHTING	14:20
	TANTI		1			1	9	KYPREOS					0	1	PLH	2	HOLDING	14:20
	PEDERSON						10	MILLER		1		1	0	1	PLH	2	HOLDING	19:12
	CULLEN		2			2	11	BERGLAND					0	2	PLH	2	TRIPPING	2:21
	ERREY		1			1	12	BONDRA	1	2		3	0	2	WAS	5	FIGHTING	3:41
15	GILHEN						14	TIPPETT		1	1	2	0	2	PLH	5	FIGHTING	3:41
17	AITKEN						16	MAY					0	2	PLH	2	ROUGHING	3:41
19	TROTTIER		1			1	17	RIDLEY	2	1		3	0	2	PLH	10	MISCONDUCT	4:14
22	STANTON						19	DRUCE	3	1	1	5	0	2	WAS	2	CROSS CHECKING	8:45
25	STEVENS		2		1	4	20	PIVONKA	1			1	0	2	WAS	2	HOLDING	11:14
28	ROBERTS						21	LEACH	2		2	4	0	2	WAS	2	CROSS CHECKING	12:08
29	BOURQUE						26	LALOR	1			1	0	2	WAS	2	ROUGHING	19:23
33	ZALAPSKI		1			1	27	JOYCE	2	1	1	4	0	2	PLH	2	ROUGHING	19:23
68	JAGR		1			1	28	FELIX	3			3	0	3	PLH	2	SLASHING	2:49
77	COFFEY		1	1	2	4	32	HUNTER	1	1		2	0	3	PLH	2	ROUGHING	4:45
													3	PLH	2	ELBOWING	7:30	
													3	WAS	2	BOARDING	16:23	
													3	WAS	2	HOOKING	19:16	

NOTES: GOALTENDER CHANGE LIUT REPLACES HRYVNAK AT 13:36 OF THE 2ND PD.



EDMONTON OILERS 7  
 VS. PITTSBURGH PENGUINS 3  
 DATE NOVEMBER 27, 1990  
 FINAL

GAME NO.	W	L	T	POINTS
24	11	11	2	24
HOME GAME NO.	W	L	T	POINTS
12	6	6	0	12
NHL NO	ATTENDANCE			
258	15,789			

REFEREE PAUL STEWART  
 LINESMEN RON ASSESSINE  
 JERRY PATEMAN

GOAL #	PERIOD	TIME	TEAM	SCORED BY	ASSISTS	E	P	S	PLAYERS ON ICE
1	1	0:49	EDM	JOSEPH <sup>1</sup>	MESSIER ANDERSON	✓			H 8-11-22-25-77 V 2-5-9-11-18
2	1	4:00	P&H	RECCHI <sup>14</sup>	CULLEN COFFEY	✓			H 8-11-22-25-77 V 4-12-14-16-28
3	1	8:58	EDM	KLIMA <sup>9</sup>	TIKKANEN SEMENOV	✓			H 5-9-11-25-77 V 4-10-19-28-85
4	1	11:10	P&H	BOURQUE <sup>5</sup>	TROTTIER MULLEN	✓			H 7-19-22-29-77 V 9-11-18-22-25
5	1	18:30	P&H	BOURQUE <sup>6</sup>	TROTTIER	✓			H 6-7-19-29-33 V 4-9-11-18-28
6	2	4:03	EDM	GELINAS <sup>6</sup>	LINSEMAN	✓			H 6-15-17-28-68 V 8-13-20-22-25
7	2	5:46	EDM	SIMPSON <sup>11</sup>	MESSIER JOSEPH	✓			H 7-19-22-29-77 V 2-5-9-11-18
8	2	16:05	EDM	ANDERSON <sup>3</sup>	HUDDY MESSIER	✓			H 8-11-22-25-77 V 2-9-11-18-22
9	3	6:23	EDM	MURPHY <sup>8</sup>	KLIMA LINSEMAN	✓			H 8-11-22-25-28 V 5-8-13-22-85
10	3	17:05	EDM	ANDERSON <sup>4</sup>	MESSIER	✓			H 8-11-22-25-77 V 4-9-11-18-28
11									H V
12									H V
13									H V
14									H V
15									H V

RECAP					
GOALS BY PERIOD	1	2	3	OT	T
PITTSBURGH	3	0	0		3
EDMONTON	2	3	2		7

SHOTS ON GOAL					
	1	2	3	OT	T
PITTSBURGH	17	7	6		34
EDMONTON	15	14	11		40

POWER PLAY GOALS		
	PPG IN	ATTEMPTS
PITTSBURGH	0	3
EDMONTON	0	1

PENALTIES		
	NO.	PIM
PITTSBURGH	5	10
EDMONTON	6	12

- \*\*\* THREE STARS \*\*\*
- KLIMA - EDM
  - MESSIER - EDM
  - RANFORD - EDM

#	PITTSBURGH					#	EDMONTON				
	1	2	3	T	±		1	2	3	T	±
1	YOUNG					1	TAKKO				
40	PETRANIELLO	13	11	9	33	30	RANFORD	14	7	10	31
5	DINEEN			1	-1	2	JOSEPH	1	1	2	3
6	JOHNSON	2	1	3	0	4	LOWE				0
7	MULLEN	1	1	1	3	1	SMITH, S	1		1	3
8	RECCHI	3		1	4	-3	MURPHY	1	2	3	2
9	TANTI				-1	9	ANDERSON	3	2	5	2
	PEDERSON				0	10	TIKKANEN	2	1	3	1
	CULLEN	2	1	1	4	-4	MESSIER	3		3	2
12	ERREY				0	12	GRAVES				-1
15	GILLEN		1		-1	13	LINSEMAN				2
17	AIKTEN	2			2	-1	MACTAVISH				-1
19	TROTTIER	1		1	2	1	BUCHBERGER				-1
22	STANTON	1			1	-3	19	SIMPSON	2		2
25	STEVENS		2	2	4	-4	19	SEMENOV	1		1
28	ROBERTS				-2	20	GELINAS	2	1	2	6
29	BOURQUE	3	1		4	1	22	HUDDY	1	2	3
33	ZALAPSKI	1		1	2	1	25	SMITH, G			0
68	JAGR	1		1	-1	28	MUNI	1	1	1	3
77	COFFEY			2	2	-3	85	KLIMA	5	1	2

PENALTIES					
PER	TEAM	PLAYER	MIN	OFFENSE	TIME
1	EDM	LINSEMAN	2	HIGH STICKING	15:00
1	P&H	COFFEY	2	HIGH STICKING	15:00
2	EDM	JOSEPH	2	HIGH STICKING	16:35
3	EDM	MUNI	2	HOLDING	3:43
3	EDM	SMITH, S	2	SLASHING	10:50
3	P&H	COFFEY	2	ROUGHING	10:50
3	P&H	AIKTEN	2	SLASHING	14:36
3	EDM	MUNI	2	TRIPPING	17:54
3	P&H	CULLEN	2	ROUGHING	17:54
3	EDM	HUDDY	2	HOLDING	18:47
3	P&H	COFFEY	2	HOLDING	19:06

NOTES:





HARTFORD WHALERS 6  
 VS. PITTSBURGH PENGUINS 4  
 DATE NOVEMBER 29, 1990  
FINAL

GAME NO.	W	L	T	POINTS
25	11	12	2	24
HOME GAME NO.	W	L	T	POINTS
13	6	7	0	12
NHL NO	ATTENDANCE			
268	15,808			

REFEREE RON SNICK  
 LINESMEN RON ASSELINE  
SWEDÉ KNOX

GOAL #	PERIOD	TIME	TEAM	SCORED BY	ASSISTS	E	P	S	PLAYERS ON ICE
1	1	3:52	HAR	<sup>2</sup> TOMLAK	VERBEEK SAMUELSSON			✓	H 8-11-22-25-77 V 5-16-21-(28)
2	1	9:43	PGH	<sup>6</sup> ZALAPSKI	COFFEY RECCHI			✓	H 8-11-25-(33)-77 V 10-21-29
3	1	18:03	HAR	<sup>4</sup> EVASON	ANDERSSON JENNINGS			✓	H 4-6-9-10-28 V (2)-25-27-32-34
4	2	4:45	HAR	<sup>1</sup> PICARD	KRYGIER SAMUELSSON			✓	H 12-19-28-33-44 V 3-5-17-38-(47)
5	2	9:09	PGH	<sup>13</sup> STEVENS	COFFEY RECCHI			✓	H 8-9-11-(25)-77 V 5-10-16-32
6	2	17:31	PGH	<sup>6</sup> BROWN	ZALAPSKI			✓	H 7-28-29-33-(44) V 17-21-28-29-38
7	2	18:57	HAR	<sup>3</sup> TOMLAK	ANDERSSON JENNINGS			✓	H 8-11-22-25-77 V 25-27-(28)-32-34
8	3	4:23	PGH	<sup>14</sup> STEVENS	ZALAPSKI COFFEY			✓	H 8-11-(25)-33-77 V 5-21-16-28
9	3	18:40	HAR	<sup>9</sup> FRANCIS	VERBEEK YOUNG			✓	H 6-11-12-15-28 V 3-(10)-16-24-27
10	3	18:57	HAR	<sup>5</sup> EVASON	SIDORKIEWICZ		E	N	H 7-8-11-25-33-77 V (2)-21-28-29-34
11									H V
12									H V
13									H V
14									H V
15									H V

RECAP

GOALS BY PERIOD	1	2	3	OT	T
PITTSBURGH	1	2	1		4
HARTFORD	2	2	2		6

SHOTS ON GOAL	1	2	3	OT	T
PITTSBURGH	5	6	6		31
HARTFORD	13	6	8		31

POWER PLAY GOALS	PPG IN	ATTEMPTS
PITTSBURGH	3	6
HARTFORD	0	3

PENALTIES	NO.	PIM
PITTSBURGH	6	20
HARTFORD	9	26

- \*\*\* THREE STARS \*\*\*
1. TOMLAK - HAR
  2. ZALAPSKI - PGH
  3. SAMUELSSON - HAR

#	PITTSBURGH	SHOTS					#	HARTFORD	SHOTS				
		1	2	3	T	+/-			1	2	3	T	+/-
1	YOUNG						30	SIDORKIEWICZ	4	8	15	27	
35	BARRASSO	4	8	6	25		31	RELAUG					
4	DANLQUIST					-1	3	CROSSMAN		1		1	2
6	JOHNSON					-2	5	SAMUELSSON		1		1	2
7	MULLEN			2	2	0	10	FRANCIS			2	2	1
8	RECCHI	1	1	3	5	-3	12	EVASON	1		2	3	2
9	TANTI		1		1	-1	16	VERBEEK	3		1	4	2
	PEDERSON					-1	17	KRYGIER		2		2	0
	MULLEN			1	1	-4	20	CORRIVEAU		1		1	0
	ERREY		1	1	2	-2	21	COTE			1	1	2
	GILHEN			1	1	-1	22	KASTELIC	2			2	0
19	TROTTIER					-1	24	HOLIK		1		1	1
22	STANTON			1	1	-2	25	JENNINGS	1		1	2	2
25	STEVENS	2	3	5	-3		27	YOUNG	1			1	3
28	ROBERTS					-1	28	TOMLAK	1	2		3	2
29	BOURQUE		1	1	2		29	LADOUCEUR		1		1	0
33	ZALAPSKI	2	2	1	5	-1	32	SNAW					2
44	BROWN		1		1	0	34	ANDERSSON	1		1	2	3
68	JAGR					-1	38	YAKE		1		1	0
77	COFFEY	2	1	2	5	-3	47	PICARD	2	1		3	1

PER	TEAM	PLAYER	MIN	PENALTIES		TIME
				-	OFFENSE	
1	HAR	EVASON	2	HOOKING		1:53
1	PGH	JAGR	2	TRIPPING		4:58
1	HAR	KASTELIC	2	ROUGHING		9:07
1	HAR	KRYGIER	2	INTERFERENCE		9:27
2	HAR	FRANCIS	2	ROUGHING		0:34
2	PGH	STEVENS	2	ROUGHING		0:34
2	HAR	YAKE	2	HOOKING		7:46
2	HAR	HOLIK	10	MISCONDUCT		9:52
2	PGH	ERREY	2	HIGH STICKING		9:52
2	PGH	GILHEN	10	MISCONDUCT		9:52
2	HAR	VERBEEK	2	ROUGHING		16:25
2	PGH	STEVENS	2	ROUGHING		16:25
3	HAR	YAKE	2	HOOKING		2:27
3	HAR	VERBEEK	2	HIGH STICKING		15:44
3	PGH	CULLEN	2	INTERFERENCE		16:33

NOTES:



PITTSBURGH PENGUINS

V5. MINNESOTA NORTH STARS



DATE Saturday

December 1, 1990

GOALS	7	16	6	29
POWER PLAYS	3	7	2	12
SHOTS	262	7,225		

REFEREE Bill McCracken  
 LINESMEN Swags Knox  
 Brian Murphy

PER	TIME	TEAM	SCORED BY	ASSISTED BY	PERIOD	SCORE
1	10:33	P	Stevens 15	Recchi	1	1-0
1	15:59	M	Sinisalo 2	Propp	1	1-1
1	19:00	M	Salto 6	Unassisted	1	1-2
2	2:10	P	Mullen 12	Borgue	2	2-2
2	7:14	P	Cullen	Recchi	2	3-2
2	11:22	M	Propp	Smith	2	3-3
2	15:00	M	Smith	Glynn	2	3-4
2	18:35	M	Berezan	Propp	2	3-5
3	5:58	M	Berezan 2	Propp	3	3-7

\*\*\* TRAILERS

- Propp
- Smith
- Berezan

NORTH STARS	P-GTS					PENGUINS	P-GTS				
	1	2	3	OT	T		1	2	3	OT	T
1 Gilles						10 Gosselin					
2 Zettler						6 Johnson					
3 Glynn						12 Stanton					
4 Murphy						8 Roberts					
5 Marchi						13 Zaleski					
6						2 Coffey					
7						7 Mullen					
8						8 Recchi					
9						4 Tanti					
10						11 Cullen					
11						12 Errey					
12						15 Gilman					
13						19 Trotter					
14						25 Stevens					
15						29 Borgue					
16						44 Brown					
17						18 Jarr					
18						17 Aitken					
TOTAL	9	16	15			40	17	17	2		22

PER	TEAM	PLAYER	MIN	TYPE	TIME
1	P	Stanton	2	Tripping	10:30
1	M	Sinisalo	2	Highstick	15:00
1	M	Churla	2	Unsporting	18:00
1	M	Murphy	2	Hooking	19:00
2	P	Errey	1	Tripping	2:10
2	P	Errey	1	Fighting	7:14
2	M	Chambers	2	Roughing	7:14
2	M	Chambers	5	Fighting	11:22
2	P	Aitken	2	Hooking	15:00
2	M	Zettler	2	Roughing	18:35
2	P	Borgue	2	Roughing	18:35
2	M	Glynn	2	Roughing	18:35
3	P	Coffey	2	Slashing	5:58
3	P	Coffey	2	Slashing	5:58
3	P	Coffey	2	Roughing	5:58
3	M	Churla	2	Cross Check	14:52
3	M	Churla	2	Roughing	14:52
3	P	Cullen	2	Roughing	18:30

NOTES:

TEAM	GOALTENDER	MIN	GA
MIN	Casey	60	3
PIT	Pietrangolo	60	6

OUT OF TOWN SCORES  
 5-3 @ DET 4  
 2 @ BOS





PITTSBURGH PENGUINS

VS. WASHINGTON CAPITALS

DATE DECEMBER 5, 1990

FINAL

GAME NO.	W	L	T	POINTS
28	12	14	2	26
HOME GAME NO.	W	L	T	POINTS
14	6	8	0	12
NHL NO.	ATTENDANCE			
299	15,383			

REFEREE DENIS MOREL  
 LINESMEN DAN SCHAEFER  
 MARK PARE

GOAL #	PER-100	TIME	TEAM	SCORED BY	ASSISTS	E	P	S	PLAYERS ON ICE
1	1	4:36	W	PIVONKA <sup>10</sup>	JOHANSSON	✓			H 4-6-7-19-25 V 6-8-10-12 (20)
2	1	7:16	W	HATCHER <sup>11</sup>	PIVONKA TATARINOV	✓			H 19-22-28-29 V 3(4)-19-20-32
3	1	11:13	P	GILHEN <sup>8</sup>	RECCHI AITKEN	✓			H 4-8(12)-17-22 V 6-8-9-16-36
4	2			NO SCORING					H V
5	3	6:21	W	MILLER <sup>6</sup>	RIDLEY HATCHER	✓			H 8-11-25-33-77 V 4-5 (10)-17
6									H V
7									H V
8									H V
9									H V
10									H V
11									H V
12									H V
13									H V
14									H V
15									H V

RECAP

GOALS BY PERIOD	1	2	3	OT	T
-----------------	---	---	---	----	---

PENGUINS 1 0 0 1

CAPITALS 2 0 1 3

SHOTS ON GOAL	1	2	3	OT	T
---------------	---	---	---	----	---

PENGUINS 10 8 6 24

CAPITALS 12 14 8 34

POWER PLAY GOALS	PPG IN	ATTEMPTS
------------------	--------	----------

PENGUINS 0 5

CAPITALS 1 4

PENALTIES	NO.	PIM
-----------	-----	-----

PENGUINS 10 37

CAPITALS 11 39

★★★ THREE STARS ★★★

1. PIVONKA - WASH.
2. HATCHER - WASH.
3. BEAUPRE - WASH.

#	NAME	SHOTS					#	NAME	SHOTS				
		1	2	3	T	±			1	2	3	T	±
33	BEAUPRE	9	8	6	23	1	LOUNGE	10	14	7	31		
35	KOLZIG	D	N	P		40	PETRANGELO	D	N	P			
3	TATARINOV				0 E	4	DAHLQUIST				0 E		
4	HATCHER	4	2	1	7 1 6		JOHNSON				0 -1		
5	LANGWAY				0 1 7		MILLEN	1			1 -1		
6	JOHANSSON	1			1 E	8	RECCHI	1			2 E		
8	ROUSE				0 E	11	CULLEN	2			2 -1		
9	KYPREOS				0 -1	12	ERREY				1 E		
	MILLER	1	1	3	5 2 15		GILHEN	2			2 1		
	BONDRA	1	1		2 1 16		CAUFIELD				0 E		
	MAY	1			1 -1	17	AITKEN				0 1		
17	RIDLEY	1	2		3 1 19		TROTIER	1			1 -1		
18	MALTAIS				1 E	22	STANTON				1 1		
19	DRUCE				2 E	25	STEVENS	2	2	2	6 -2		
20	PIVONKA	1			1 2 1 28		ROBERTS	1			1 E		
21	LEACH				1 E	29	BOURQUE	2	1		3 E		
26	LALOR				1 E	33	ZALAPSKI				1 -1		
27	TOYCE	2	1	2	5 E	44	BROWN				0 E		
32	HUNTER	1			1 E	68	JAGER				1 E		
37	TURCOTTE	2			2 -1	77	COFFEY	1	1		2 -1		

PER	TEAM	PLAYER	MIN.	PENALTIES		TIME
				OFFENSE		
1	P	ZALAPSKI	2	CROSS-CHECK		6:51
1	W	BONDRA	2	HOLDING		7:46
1	P	AITKEN	2	CROSS-CHECK		14:38
1	W	TATARINOV	2	HI-STICK		16:47
2	P	JOHNSON	2	HOOKING		1:50
2	P	STEVENS	2	DELAY OF GAME		8:35
2	W	JOHANSSON	2	HI-STICK		11:09
2	W	TATARINOV	2	ROUGHING		14:03
2	W	KYPREOS	5	FIGHTING		14:03
2	W	KYPREOS	10	GAME MISG.		14:03
2	W	MAY	2	INSTIGATING		14:03
2	W	MAY	5	FIGHTING		14:03
2	P	STANTON	2	ROUGHING		14:03
2	P	CAUFIELD	2	ROUGHING		14:03
2	P	CAUFIELD	5	FIGHTING		14:03
2	P	AITKEN	5	FIGHTING		14:03
2	P	AITKEN	10	GAME MISG.		14:03
2	W	LALOR	2	HOLDING		18:55
2	W	MILLER	5	FIGHTING		20:00
2	P	COFFEY	5	FIGHTING		20:00
3	W	PIVONKA	2	TRIPPING		(5:55)

NOTES:



VANCOUVER CANUCKS 2  
 VS. PITTSBURGH PENGUINS 2  
 DATE DECEMBER 7, 1990  
FINAL IN OT

GAME NO.	W	L	T	POINTS
29	6	8	1	13
HOME GAME NO.	W	L	T	POINTS
15	12	14	3	27
NHL NO.	ATTENDANCE			
310	16,164 (SELLOUT)			

REFEREE TERRY GREGSON  
 LINESMEN DAN SCHACHTS  
MARK PARE

GOAL #	PERIOD	TIME	TEAM	SCORED BY	ASSISTS	E	P	S	PLAYERS ON ICE
1	1	12:10	PLH	RECCHI <sup>15</sup>	BROWN COFFEY	✓			H 6-8-29-44-77 V 3-7-14-16-24
2	1	18:18	VAN	BRADLEY <sup>9</sup>	GUY SANDLAK	✓			H 6-7-19-25-77 V 2-10-23-24-25
3				NO SCORING					H V
4	3	2:39	VAN	LARIONOV <sup>4</sup>	ADAMS	✓			H 5-7-19-25-28 V 5-8-18-21-28
5	3	15:34	PLH	STEVENS <sup>17</sup>	CULLEN ZALAPSKI	✓			H 8-11-22-25-33 V 3-6-8-18-28
6									H V
7									H V
8									H V
9									H V
10									H V
11									H V
12									H V
13									H V
14									H V
15									H V

RECAP						
GOALS BY PERIOD		1	2	3	OT	T
PITTSBURGH		1	0	1	0	2
VANCOUVER		1	0	1	0	2
SHOTS ON GOAL		1	2	3	OT	T
PITTSBURGH		11	5	11	3	30
VANCOUVER		9	11	5	1	26
POWER PLAY GOALS		PPG IN	ATTEMPTS			
PITTSBURGH		0	3			
VANCOUVER		0	3			
PENALTIES		NO.	PIM			
PITTSBURGH		3	6			
VANCOUVER		3	6			
★★★ THREE STARS ★★★						
1. McLEAN - VAN						
2. STEVENS - PLH						
3. RECCHI - PLH						

#	PITTSBURGH	SHOTS					#	VANCOUVER	SHOTS					% PP	TEAM	PLAYER	MIN	OFFENSE	TIME	
		1	2	3	OT	T			1	2	3	OT	T							
35	BARRASSO						1	McLEAN	10	5	10	3	28	1	VAN	GIBSON	2	HIGH STICKING	15:13	
40	PIETRANGELO	8	11	4	1	24	31	McKICHAN						2	PLH	DINEEN	4	ROUGHING	3:00	
7	5	DINEEN					2	GUY						1	PLH	STANTON	2	INTERFERENCE	12:28	
0	6	JOHNSON					3	LIDSTER	1	1			2	2	VAN	LARIONOV	2	HIGH STICKING	18:56	
2	7	MULLEN	1	1	1	3	5	BUTCHER						1	3	VAN	LINDEN	2	INTERFERENCE	7:21
2	8	RECCHI	1	1		2	6	NORDMARK	1			1	1							
0	9	TANTI	1			1	7	QUINN		1			1	1						
0	10	PEDERSON					8	ADAMS	1	1			2	0						
		CULLEN	2	5	1	8	10	BRADLEY	1				1	1						
		ERREY			1	1	14	BOZEK	1			1	2	1						
	15	GILHEN					16	LINDEN	1	3	2		6	1						
2	19	TROTTIER	1	1		2	18	LARIONOV	1		2		3	0						
1	22	STANTON	1			1	19	NEDVED					0	0						
7	25	STEVENS	3	1		4	21	LUMME		1	1		2	1						
7	28	ROBERTS					23	VALK	1				1	1						
1	29	BOURQUE	2			2	24	GIBSON		1			1	0						
1	33	ZALAPSKI	1	2		3	25	SANDLAK					1	1						
1	44	BROWN					28	CAPUANO	1	1			2	0						
0	68	JAGER					29	ODTICK					0	0						
0	77	COFFEY	1	1	1	3	58	KRON	1	1			2	0						

NOTES:

13,295



# HARTFORD WHALERS

Game No.	W	L	T	Points
30	13	3	14	24
Wins Above .500	W	L	T	Points
16	6	7	3	15
Next Game No.	Assessment			
313	12735			

vs. **PITTSBURGH PENGUINS**

Saturday, December 8, 1990

REPAIRS: [unclear]

LINEUP: [unclear]

[unclear]

HARTFORD WHALERS

Line No.	Period	Time	Team	Player	Position	Goals	Assists	Points	Penalty Minutes
1	1	1:04	HART	YOUNG	FRANCO				
2	3	2:34	HART	CULLEN	BROWN				
3	3	5:53	HART	BURT	FRANCIS				
4	3	9:40	HART	TOMLAK					
5									
6									
7									
8									
9									
10									
11									
12									
13									
14									
15									
16									
17									
18									
19									
20									

RECAP						
Team	G	A	P	OT	T	
PENGUINS	0	0	1		1	
WHALERS	0	1	2		3	
SHOTS	0	1	3		4	
FACEOFFS	2	3			5	
POWER PLAYS	0	1			1	
PENALTIES	0	2			2	
MINUTES	0	1			1	
PENALTIES	0	1			1	
WHALERS	0	1			1	
PENALTIES	0	1			1	
WHALERS	0	1			1	

Player	Goals	Assists	Points	Penalty Minutes
YOUNG	0	0	0	0
CULLEN	0	0	0	0
BURT	0	0	0	0
TOMLAK	0	0	0	0
[Other Players]	0	0	0	0

NOTES: [unclear]



PITTSBURGH - 1  
 VS. CHICAGO - 4  
 DATE DECEMBER 11, 1990  
 FINAL

GAME NO.	W	L	T	POINTS
31	12	16	3	27
HOME GAME NO.	W	L	T	POINTS
16	6	9	1	13
NHL NO.	ATTENDANCE			
327	15,079			

REFEREE KERRY FRASER  
 LINESMEN RON ARGELTINE  
GORD BROSEKER

GOAL #	PERIOD	TIME	TEAM	SCORED BY	ASSISTS	E	P	S	PLAYERS ON ICE
1	1	19:30	P	STEVENS <sup>18</sup>	TAGLIANETTI PETRANGELO	✓			H 8-11-25-32-77 V 3-4-14-25-26
2	2	15:51	C	MURRAY <sup>7</sup>	KUCERA THOMAS	✓			H 16-17-24-32-77 V 6-7-(19)-32-33
3	3	8:22	C	MURRAY <sup>8</sup>	GRAHAM THOMAS	✓			H 12-15-22-68-77 V 3-8-(19)-32-33
4	3	10:49	C	LARMER <sup>22</sup>	CHELIOS	✓			H 12-15-22-33-68 V 6-7-20-(28)-41
5	3	12:54	C	MENEILL <sup>2</sup>	HUDSON			✓	H 8-11-22-25-33 V 6-7-20-(41)
6									H
7									V
8									H
9									V
10									H
11									V
12									H
13									V
14									H
15									V

RECAP

GOALS BY PERIOD	1	2	3	OT	T
PITTSBURGH	1	0	0		1
CHICAGO	0	1	3		4

SHOTS ON GOAL	1	2	3	OT	T
PITTSBURGH	7	7	8		22
CHICAGO	10	12	17		39

POWER PLAY GOALS	PPG IN	ATTEMPTS
PITTSBURGH	0	4
CHICAGO	0	4

PENALTIES	NO.	PIM
PITTSBURGH		
CHICAGO		

- ★★★ THREE STARS ★★★
- MURRAY - CHIC.
  - LARMER - CHIC.
  - THOMAS - CHIC.

#	NAME	SHOTS					#	NAME	SHOTS				
		1	2	3	T	%			1	2	3	T	%
30	BELFOUR	6	7	8	21		1	YOUNG			6	6	
31	CHOUTIER						40	PETRANGELO	10	11	8	29	
3	MANSON					E 3	3	KYTE					E
4	BROWN					-1 4	4	MURPHY			1	1	E
5	KONROYD					E 7	7	MULLEN					E
6	KUCERA	5			5	+3 8	8	RECCI	2	1		3	E
7	CHELIOS	3			3	+3 11	11	CULLEN	1	1	1	3	E
8	LAWNEY	1			1	+1 12	12	ERBEY			1	1	-2
14	GILBERT					-1 15	15	GILLEN	1	1		2	-2
1	GOULET	3	1		5	E 16	16	CAWFIELD					-1
14	MURRAY	3	2		5	+2 17	17	AITKEN			1	1	-1
20	HUDSON		2		2	+2 19	19	TROTIER					E
22	CREIGHTON					E 22	22	STANTON			1	1	-3
25	MCGILL					-1 24	24	LONEY			1	1	-1
26	LEMIEUX	1	2		3	-1 25	25	STEVENS	3	1	2	6	E
27	ROENICK	1			1	E 29	29	BOUCQUE					E
28	LARMER		4		4	+1 32	32	TAGLIANETTI			1	1	E
32	THOMAS	2	2		4	+2 33	33	ZALAPSKI					-2
33	GRAHAM	1			1	+2 35	35	JAGER			1	1	-2
41	MENEILL	1			1	+2 37	37	COFFEY			1	1	-1

PENALTIES					
PER	TEAM	PLAYER	MIN.	OFFENSE	TIME
1	P	LONEY	2	HOLDING	4:52
1	C	MCGILL	2	HOLDING	8:20
1	P	MURPHY	2	HOLDING	9:50
1	C	GILBERT	2	UNSPORT. COND.	10:08
1	P	CULLEN	2	UNSPORT. COND.	10:08
2	P	LONEY	2	HOLDING	3:04
2	C	MANSON	2	HOLDING	8:49
3	C	BROWN	2	HOLDING	1:24
3	P	COFFEY	2	SLASHING	4:36
3	C	BRIGHTON	2	ROUGHING	5:42
3	P	KYTE	2	ROUGHING	5:42
3	P	PETRANGELO	10	MISCONDUCT	10:49
3	P	PETRANGELO	10	GAME MISC.	10:49
3	C	MANSON	2	ROUGHING	11:42

NOTES:  
 YOUNG REPLACES PETRANGELO AT 10:49 OF THIRD PERIOD.

OUT OF TOWN SCORES



NEW JERSEY DEVILS - 5  
VS. PITTSBURGH PENGUINS - 9  
 DATE DECEMBER 13, 1990  
FINAL

GAME NO.	W	L	T	POINTS
32	13	16	3	29
HOME GAME NO.	W	L	T	POINTS
17	7	9	1	15
NHL NO.	ATTENDANCE			
336	15, 121			

REFEREE BILL MCCREARY  
 LINESMEN MARK PARE  
RAY SCAPINELLO

GOAL #	PERIOD	TIME	TEAM	SCORED BY	ASSISTS	E	P	S	PLAYERS ON ICE
1	1	4:16	PGH	ROBERTS <sup>1</sup>	CULLEN RECCHI	✓			H 8-11-(28)-29-55 V 6-9-15-26-28
2	1	7:40	PGH	ZALAPSKI <sup>7</sup>	TROTTIER	✓			H 9-19-22-24-(33) V 5-16-22-23-33
3	1	9:47	NJD	MACLEAN	DRIVER KASATONOV		✓		H 7-8-22-33 V 7-9-(15)-23-26
4	1	14:02	NJD	SHANAHAN <sup>13</sup>	SUNDSTROM MORRIS	✓			H 12-15-22-33-68 V 5-(11)-17-20-23
5	1	19:34	PGH	MULLEN <sup>14</sup>	STANTON ZALAPSKI		✓		H (7)-8-22-25-33 V 7-24-28-32
6	2	6:42	PGH	CULLEN <sup>12</sup>	STANTON TAGLIANETTI	✓			H (11)-22-29-32-77 V 6-9-15-26-28
7	2	8:50	NJD	MACLEAN <sup>22</sup>	MULLER KASATONOV		✓		H 19-28-29-32 V 3-7-9-(15)-26
8	2	9:31	PGH	TANTI <sup>3</sup>	TROTTIER LONEY	✓			H (9)-19-24-55-77 V 6-22-28-32-33
	2	10:36	NJD	MULLER <sup>15</sup>	DRIVER MACLEAN		✓		H 12-15-28-32 V 5-(9)-15-23-26
10	3	0:42	PGH	COFFEY <sup>11</sup>	MULLEN RECCHI		✓		H 7-8-25-55-(77) V 7-15-16-23
11	3	5:33	PGH	STEVENS <sup>19</sup>	PEDERSON ROBERTS	✓			H 7-10-(25)-28-55 V 3-5-22-32-33
12	3	6:50	NJD	STASTNY <sup>9</sup>	KASATONOV MULLER	✓			H 8-11-22-29-33 V 9-15-23-24-(26)
13	3	19:42	PGH	BOURQUE <sup>10</sup>	TROTTIER	E	N	✓	H 19-28-(29)-32 V 5-7-9-11-15-26
14	3	19:54	PGH	LILHEN <sup>9</sup>	UNASSISTED			✓	H 12-(15)-28-32 V 3-7-10-11-16
15									H V

**RECAP**

GOALS BY PERIOD	1	2	3	OT	T
PITTSBURGH	3	2	4		9
NEW JERSEY	2	2	1		5

SHOTS ON GOAL	1	2	3	OT	T
PITTSBURGH	11	12	9		32
NEW JERSEY	11	14	12		37

POWER PLAY GOALS	PPG IN	ATTEMPTS
PITTSBURGH	2	7
NEW JERSEY	3	10

PENALTIES	NO.	PIM
PITTSBURGH	12	34
NEW JERSEY	8	18

- ★★★ THREE STARS ★★★
- TROTTIER - PGH
  - MACLEAN - NJD
  - CULLEN - PGH

#	TEAM	SHOTS					#	TEAM	SHOTS				
		1	2	3	T	+/-			1	2	3	T	+/-
1	PITTSBURGH	9	12	11	32		1	NEW JERSEY	8	4	12		
35	BARRASSO						31	TERRERI	6	5	11		
7	MULLEN	1	1	2	1	3	DANEYKO		1	1	-2		
8	RECCHI		1	3	4	0	5	WEINRICH	3		3	-1	
9	TANTI	1	2		3	2	6	ALBELIN				-3	
10	PEDERSON					1	7	KASATONOV	3	2	2	7	-2
11	CULLEN	2	1		3	1	9	MULLER	1	2	2	5	-2
12	ERREY					0	10	STEWART					-1
15	LILHEN			1	1	0	11	SHANAHAN	2		1	3	-1
19	TROTTIER		1	1	2	3	15	MACLEAN	1	2	2	5	-2
	STANTON		2		2	0	16	BOSCHMAN	1			1	-2
44	LONEY					2	17	SUNDSTROM	1	1	2	1	
25	STEVENS	1	2	1	4	1	20	MORRIS					1
28	ROBERTS	1			1	4	22	HEMLEUX	1			1	-3
29	BOURQUE	1		1	2	2	23	DRIVER		2	2	1	
32	TAGLIANETTI	1			1	3	24	BROWN	1	2	1	4	0
33	ZALAPSKI	2		1	3	-1	26	STASTNY	1		2	3	-2
55	MURPHY	1	1		2	3	28	NORWOOD					-3
48	JARR					-1	32	CONACHER					-2
77	COFFEY		1	1	2	2	33	CIGER					-3

PER	TEAM	PLAYER	MIN	OFFENSE		TIME
1	NJD	WEINRICH	2	HOLDING		0:48
1	PGH	TROTTIER	2	HOOKING		4:25
1	PGH	BENCH	2	TOO MANY MEN		8:35
1	NJD	DANEYKO	2	ROUGHING		17:57
2	PGH	CULLEN	2	TRIPPING		1:10
2	PGH	STANTON	2	HOLDING		4:31
2	PGH	MULLEN	2	INTERFERENCE		7:32
2	PGH	STANTON	2	HOOKING		10:04
2	PGH	ROBERTS	10	MISCONDUCT		10:36
2	NJD	MORRIS	2	HIGH STICKING		10:50
2	PGH	COFFEY	2	HOLDING		12:58
2	NJD	WEINRICH	2	HOLDING		15:33
2	NJD	DANEYKO	2	CROSS CHECKING		19:23
3	PGH	TAGLIANETTI	2	CROSS CHECKING		7:46
3	NJD	DRIVER	2	TRIPPING		9:01
3	PGH	COFFEY	2	HOLDING		12:53
3	NJD	SHANAHAN	4	SPEARING		13:50
3	PGH	ROBERTS	4	SPEARING		13:50
3	NJD	BOSCHMAN	2	INTERFERENCE		16:48
3	PGH	STEVENS	2	INTERFERENCE		18:01

NOTES:  
 NEW JERSEY GOALTENDER CHANGE TERRERI REPLACES BURK AT 9:31 OF THE SECOND





# BUFFALO SABRES

vs. Pittsburgh Penguins

DATE December 14, 1990

Friday night



GAME NO.	31	W	10	14	7	POINTS	27	
HOME GAME NO.	14	W	4	5	5	POINTS	13	
NHL NO.	340	ATTENDANCE					15,138	

REFEREE Rob Shick  
 LINESMEN Wayne Bonney  
Mark Pace

GOAL #	PERIOD	TIME	TEAM	SCORED BY	ASSISTS	E	P	S	PLAYERS ON ICE
1	1	14:23	PIT	Trottier	Tanti Loney	X			H 8, 9, 25, 77, 89 V 28, 55, 9, 19, 24
2	1	14:47	BUF	Snuggard	Krupp		X		H 4, 5, 18, 21, 42 V 32, 77, 9, 11, 29
3	1	16:29	BUF	Brown	Mogilny Andrechuk	X			H 8, 9, 25, 77, 89 V 32, 55, 7, 10, 25
4	1	18:12	PIT	Tanti	Coffey Trottier		X		H 8, 26, 33, 42 V 55, 77, 7, 9, 19
5	2	9:15	PIT	Pederson	Murphy Mullen	X			H 4, 5, 10, 17, 22 V 28, 55, 7, 10, 25
6	2	11:15	BUF	Andrechuk	Bodger Vaive		X		H 3, 9, 22, 25, 77 V 7, 9, 22, 33
7	3	6:57	PIT	Mullen	Stanton Stevens	X			H 3, 9, 18, 33, 42 V 22, 33, 7, 10, 25
8									H .. V ..
9									H .. V ..
10									H .. V ..
11									H .. V ..
12									H .. V ..
13									H .. V ..

RECAP					
GOALS BY PERIOD	1	2	3	OT	T
<b>BUFFALO</b>	2	1	0		3
<b>Pittsburgh</b>	2	1	1		4

SHOTS ON GOAL					
	1	2	3	OT	T
<b>BUFFALO</b>	16	6	9		31
<b>Pittsburgh</b>	6	9	8		23

POWER PLAY GOALS		
	PPG IN	ATTEMPTS
<b>BUFFALO</b>	1	6
<b>Pittsburgh</b>	1	4

PENALTIES		
	NO	MIN
<b>BUFFALO</b>	6	20
<b>Pittsburgh</b>	7	14

- \*\*\* THREE STARS \*\*\*
- Joe Mullen
  - Tony Tanti
  - Dave Andrechuk

BUFFALO	SHOTS					Pittsburgh	SHOTS				
	1	2	3	OT	T		1	2	3	OT	T
Puppa					10	Meirangela					
Ledyard	2				2	Stanton					
Krupp		1	1		2	Roberts		1		1	
Ramsay	1				1	Talianetti					
Bodger	3		4		7	Zalapski	1			1	
Brown	1				1	Murphy		1	2	3	
Kennedy	1				1	Coffey	1			1	
Hawerchuk					1	Mullen		2	1	3	
Foligno	1		1		2	Recchi			2	2	
Snuggard	1	1			2	Tanti	2	1		3	
Man					10	Pederson		2		2	
tu	2				2	Cullen				2	
e					12	Errey	1			1	
Andrechuk	2	2	1		5	Gilhen				1	
Roy					19	Trottier	2			2	
Hogue	2		2		4	Loney					
Makela	1				1	Stevens			3	3	
Turgeon					27	Bourque					
Mogilny	1				1	Tage					
Malarchuk					1	Young					

PENALTIES					
PER	TEAM	PLAYER	MIN	OFFENSE	TIME
1	PIT	Recchi	2	Slashing	5:20
1	BUF	Ruuttu	2	Holding	5:20
1	PIT	Roberts	2	Hooking	16:15
1	BUF	Krupp	2	Holding	17:29
1	BUF	Rankai	2	Tripping	19:10
2	PIT	Cullen	2	Holding	5:24
2	PIT	Errey	2	Charging	10:59
2	BUF	Ramsay	2	Interference	16:21
2	BUF	Ruuttu	10	Misconduct	16:21
2	PIT	Stevens	2	Slashing	18:26
3	PIT	Roberts	2	Hooking	4:09
3	PIT	Cullen	2	Interference	7:52
3	BUF	Vaive	2	Slashing	12:48

TIME: 7:38 FINISH 10:17 TIME: 2:39

NOTE: Clint Malarchuk replaced Puppa at 0:00 2nd Period:  
 Puppa played 20:00, 6 shots, 4 saves  
 Malarchuk pulled at 19:03, back in at 19:07, pulled again at 19:19.  
 Malarchuk played 39:45, 17 shots, 15 saves



DETROIT RED WINGS - 1  
 VS. PITTSBURGH PENGUINS - 4  
 DATE DECEMBER 16, 1990  
FINAL

GAME NO.	W	L	T	POINTS
34	15	16	3	33
HOME GAME NO.	W	L	T	POINTS
18	8	9	1	17
NHL NO.	ATTENDANCE			
352	16,164 (SELLOUT)			

REFEREE PAUL DEVORSKI  
 LINESMEN MARK PARE  
WAYNE BONNEY

GOAL #	PERIOD	TIME	TEAM	SCORED BY	ASSISTS	E	P	S	PLAYERS ON ICE
1	1	2:09	PHN	MURPHY <sup>5</sup>	TROTTIER GILHEN	✓			H 7-15-19-28-(55) V 4-14-15-33-91
2	2	7:37	PHN	MULLEN <sup>16</sup>	PEDERSON STANTON	✓			H (7)-10-22-25-33 V 5-10-16-17-36
3	2	13:01	PHN	TROTTIER <sup>4</sup>	GILHEN TANTI	✓			H 9-15-(19)-28-55 V 5-14-15-36-91
4	2	14:25	PHN	COFFEY <sup>12</sup>	CULLEN RECCHI	✓			H 8-11-29-32-(77) V 4-10-17-19-33
5	2	18:21	DET	FEDOROV <sup>15</sup>	RACINE YZERMAN	✓			H 19-28-29-55 V 16-17-19-(33)-91
6	3			NO SCORING					H V
7									H V
8									H V
10									H V
11									H V
12									H V
13									H V
14									H V
15									H V

RECAP

GOALS BY PERIOD	1	2	3	OT	T
PITTSBURGH	1	3	0		4
DETROIT	0	1	0		1

SHOTS ON GOAL	1	2	3	OT	T
PITTSBURGH	1	14	2		37
DETROIT	2	2	7		41

POWER PLAY GOALS	PPG IN	ATTEMPTS
PITTSBURGH	0	2
DETROIT	1	5

PENALTIES	NO.	PIM
PITTSBURGH	7	14
DETROIT	4	8

- ★★★ THREE STARS ★★★
- BARRASSO - PHN
  - TROTTIER - PHN
  - GILHEN - PHN

#	PITTSBURGH						#	DETROIT						
	1	2	3	T	%	1		2	3	T	%			
1	YOUNG						1	HANLON						
35	BARRASSO	12	1	17	40		32	CHEVOLDAE	10	11	12	33		
7	MULLEN	1	1	2	1		2	MCCRIMMON	1		1	0		
8	RECCHI	1	1	3	1		3	CHIASSON	1	6	7	0		
9	TANTI		2	1	3	2	4	ZOMBO					-2	
10	PEDERSON			1	1	1	5	GREEN					-2	
11	CULLEN	1			1	1	10	CARSON	1	2	3	6	-2	
12	ERREY		1		1	0	11	BURR	3		1	4	0	
15	GILHEN		1	1	2	2	14	FEDYK	1	1		2	-2	
16	TROTTIER		2	3	5	2	15	GARDENOV	2	1	3	-2		
17	TANTON				1	1	16	CHABOT	2			2	-1	
18	STEVENS			1	1	1	17	GALLANT	1			1	-2	
19	ROBERTS	1	1		2	2	19	YZERMAN	1	3	2	6	-1	
20	BOURQUE	2	1		3	1	21	YSEBAERT					0	
21	TALLIANETTI			2	2	1	22	BARR		1	1	2	0	
22	ZALAPSKI			1	1	1	25	HARSCHIED			1	1	0	
23	NERDINA		2	1	3	0	33	RACINE	1		1	2	-2	
24	MURPHY	1	1		2	2	36	DIJOOS					-2	
25	JAGR	2			2	0	55	PRIMEAU					0	
26	COFFEY	2	1		3	1	91	FEDOROV	2	1	1	4	-2	

PENALTIES					
PER	TEAM	PLAYER	MIN.	OFFENSE	TIME
1	DET	MCCRIMMON	2	SLASHING	3:10
1	PHN	ZALAPSKI	2	HIGH STICKING	5:22
1	PHN	CULLEN	2	TRIPPING	15:00
1	DET	GALLANT	2	ROUGHING	16:55
1	PHN	BOURQUE	2	ROUGHING	16:55
1	DET	ZOMBO	2	DELAY OF GAME	19:12
2	DET	CHIASSON	2	ROUGHING	6:10
2	PHN	ROBERTS	2	SLASHING	6:10
2	PHN	COFFEY	2	CROSS CHECKING	17:02
3	PHN	ZALAPSKI	2	HOOKING	2:05
3	PHN	STANTON	2	HOLDING	16:45

NOTES:



WINNIPEG JETS - 2  
 VS. PITTSBURGH PENGUINS - 9  
 DATE DECEMBER 18, 1990  
FINAL

GAME NO.	W	L	T	POINTS
35	16	16	3	35
HOME GAME NO.	W	L	T	POINTS
19	9	9	1	19
NHL NO.	ATTENDANCE			
361	14,543			

REFEREE DAN MAROVELLI  
 LINESMEN MARK PARE  
RON ASSELSTINE

GOAL #	PERIOD	TIME	TEAM	SCORED BY	ASSISTS	E	P	S	PLAYERS ON ICE
1	1	2:15	PGH	8 ERREY	JAGR HRDINA	✓			H 12-28-38-55-68 V 15-24-34-44-45
2	1	2:38	WIN	5 NUMMINEN	EVANS ARNIEL	✓			H 9-15-19-28-55 V 11-21(27)-39-44
3	1	7:20	WIN	2 DUNCANSON	ELYNUIK CRONIN	✓			H 8-11-22-29-33 V 4-15-22-24-45
4	1	11:33	PGH	11 BOURQUE	MULLEN RECCHI	✓			H 7-8(27)-55-77 V 7-17-27-44
5	1	14:38	PGH	16 RECCHI	BOURQUE COFFEY	✓			H 8-11-29-32-77 V 6-16-32-34-36
6	2	8:49	PGH	5 TANTI	CULLEN MUAPHY	✓			H 9-11-25-55-77 V 21-27-32-36-44
7	2	19:47	PGH	2 STANTON	MULLEN RECCHI	✓			H 7-8(27)-33-38 V 4-21-22-34-36
R 3	0:26		PGH	20 STEVENS	COFFEY TAGLIANETTI	✓			H 7-10-25-32-77 V 4-15-22-24-45
9	3	8:17	PGH	13 CULLEN	STEVENS		✓		H 9(11)-25-55-77 V 4-6-7-17
10	3	14:40	PGH	13 COFFEY	BARRASSO		✓		H 7-11-25-32(77) V 24-27-36-39-44
11	3	17:02	PGH	3 STANTON	CULLEN TANTI		✓		H 9-11(23)-25-33 V 4-7-17-22
12									H V
13									H V
14									H V
15									H V

RECAP					
GOALS BY PERIOD					
	1	2	3	OT	T
PITTSBURGH	3	2	4		9
WINNIPEG	2	0	0		2

SHOTS ON GOAL					
	1	2	3	OT	T
PITTSBURGH	16	17	10		43
WINNIPEG	4	13	11		28

POWER PLAY GOALS		
PPG IN	ATTEMPTS	
PITTSBURGH	3	7
WINNIPEG	0	3

PENALTIES		
	NO.	PIM
PITTSBURGH	10	39
WINNIPEG	14	47

- \*\*\* THREE STARS \*\*\*
- COFFEY - PGH
  - RECCHI - PGH
  - STANTON - PGH

#	PITTSBURGH						SHOTS	+	#	WINNIPEG						SHOTS	+
	1	2	3	OT	T	1				2	3	OT	T	1	2		
35	BARRASSO	2	1/3	1/4		20		30	BEAUREGARD	1/3	1/5	1/6		34			
40	PIETRANGELO							35	ESSENSA								
7	MULLEN	1		1	2	3	4	OLAUSSON						-1			
8	RECCHI	1			1	1	6	HOUSLEY			2		2	-1			
9	TANTI	1	3	1		5	0	7	ASHTON					0			
	PERSON					1	11	ARNIEL						1			
	LLSEN	3	2			5	2	15	ELYNUIK					-1			
12	ERREY	2	1			3	1	16	OLCZYK	1	1	1		3			
15	GILHEN			1		1	-1	17	SYKES			1		0			
19	TROTTIER					7	21	KUMPEL						-1			
22	STANTON	1	3	1		5	0	22	MANTHA	3	1		4	-1			
25	STEVENS	1	1	1		3	3	23	MACDERMID	1	1		2	0			
28	ROBERTS					0	24	COLE						-2			
29	BOURQUE	3				3	0	27	NUMMINEN	1			1	-1			
32	TAGLIANETTI			1		1	3	32	BARBER			1		-2			
33	ZALAPSKI		2			2	0	34	DONNELLY	3			3	-3			
38	HRDINA			1		1	2	36	EAGLES	1	1		2	-4			
55	MURPHY	2	3	1		6	1	39	EVANS	1	1	1	3	0			
60	JAGR			1		1	1	44	CRONIN	2			2	-2			
77	COFFEY		3	1		4	4	45	DUNCANSON	1	1	2	4	-1			

PENALTIES						
PER	TEAM	PLAYER	MIN	OFFENSE	TIME	
1	WIN	EAGLES	2	BOARDING	8:20	
1	WIN	DONNELLY	2	HIGH STICKING	11:00	
1	PGH	ZALAPSKI	2	INTERFERENCE	15:45	
2	WIN	BARBER	2	HOLDING	6:45	
2	WIN	DONNELLY	2	HOLDING	17:41	
3	PGH	TAGLIANETTI	2	ROUGHING	2:30	
3	WIN	EVANS	2	ROUGHING	6:39	
3	PGH	STANTON	2	ROUGHING	6:39	
3	WIN	MANTHA	2	HOOKING	6:53	
3	WIN	EVANS	2	ROUGHING	12:34	
3	WIN	DONNELLY	2	ROUGHING	16:08	
3	WIN	DONNELLY	10	MISCONDUCT	16:08	
3	WIN	EVANS	4	INSTIGATION	17:52	
3	WIN	EVANS	5	FIGHTING	17:52	
3	WIN	ARNIEL	10	MISCONDUCT	17:52	
3	PGH	JAGR	10	MISCONDUCT	17:52	
3	PGH	COFFEY	2	SLASHING	17:52	
3	PGH	COFFEY	5	FIGHTING	17:52	
3	PGH	TAGLIANETTI	2	ROUGHING	17:52	
3	PGH	TAGLIANETTI	10	GAME MISCONDUCT	17:52	
3	WIN	MACDERMID	2	ROUGHING	18:26	
3	PGH	ZALAPSKI	2	ROUGHING	18:26	
3	PGH	CULLEN	2	HOLDING	19:15	

COFFEY'S ASSIST AT 14:38 OF THE FIRST PERIOD IS THE 700<sup>TH</sup> OF HIS CAREER MAKING HIM ONLY THE THIRD DEFENSESMAN IN NHL HISTORY TO REACH THIS MARK



MINNESOTA NORTH STARS - 3  
 VS. PITTSBURGH PENGUINS - 4  
 DATE DECEMBER 20, 1990  
FINAL

GAME NO.	W	L	T	POINTS
36	17	16	3	37
HOME GAME NO.	W	L	T	POINTS
20	10	9	1	21
NHL NO.	ATTENDANCE			
370	15,140			

REFEREE ANDY VAN HELLEMOND  
 LINESMEN LEON STICKLE  
RON ASSALSTINE

GOAL #	PERIOD	TIME	TEAM	SCORED BY	ASSISTS	E	P	S	PLAYERS ON ICE
1	1	3:35	MIN	5 DAHLEN	GAGNER BELLONS	✓			H 9-19-24-32-77 V 2-15-22-23-24
2	1	9:15	MIN	8 BROTEN	DAHLEN	✓			H 12-28-38-55-68 V 6-7-22-23-24
3	1	12:10	PGH	14 CULLEN	COFFEY TANTI	✓			H 9-11-25-55-77 V 2-3-4-16-21
4	1	19:18	PGH	14 COFFEY	RECCHI ZALAPSKI	✓			H 7-8-33-55 (77) V 2-7-14-24
5	2	15:44	PGH	8 JAGR	TROTIER ROBERTS	✓			H 17-24-28-55 (68) V 6-9-16-24-25
6	3	16:54	MIN	9 BROTEN	UNASSISTED	✓			H 8-11-29-32-77 V 6-7-12-18-24
7	3	19:06	PGH	17 RECCHI	CULLEN BOURQUE	✓			H 8-11-28-29-55 V 8-15-22-23-24
8									H V
10									H V
11									H V
12									H V
13									H V
14									H V
15									H V

RECAP						
GOALS BY PERIOD		1	2	3	OT	T
PITTSBURGH		2	1	1		4
MINNESOTA		2	0	1		3
SHOTS ON GOAL		1	2	3	OT	T
PITTSBURGH		11	10	16		37
MINNESOTA		8	16	8		32
POWER PLAY GOALS		PPG IN	ATTEMPTS			
PITTSBURGH		1	4			
MINNESOTA		0	2			
PENALTIES		NO.	PIM			
PITTSBURGH		4	8			
MINNESOTA		6	12			
★★★ THREE STARS ★★★						
1. RECCHI		- PGH				
2. BROTEN		- MIN				
3. PIETRANGELLO		- PGH				

#	PITTSBURGH	SHOTS					+/-	#	MINNESOTA	SHOTS					+/-
		1	2	3	OT	T				1	2	3	OT	T	
1	YOUNG						30	CASEY							
40	PIETRANGELLO	6	16	7		29	33	HAYWARD	9	9	15		33		
7	MULLEN		2			2	0	LIKES					0		
8	RECCHI		1	1		2	0	ZETTLER		1			-1		
9	TANTI						0	DANLQUIST					-1		
11	CULLEN	2	1	1		4	1	LAWYNN			1		1		
1	ERREY						-1	BROTEN	3	1	2		6		
12	LILHEN		1	2		3	0	JOHNSON			1		-1		
19	TROTIER		2	2		4	0	MODANO		2	1		3		
22	STANTON	1				1	0	DUCHESNE		1			1		
24	LONEY			1		1	0	LAVIN	1	1			2		
25	STEVENS	3	2	2		7	1	SMALL					0		
28	ROBERTS						1	GAGNER	1	1			2		
29	BOURQUE	1	2	2		5	0	PROPP		1			-2		
32	TAGLIANETTI						-2	SMITH	1	1	2		4		
33	ZALAPSKI	2				2	0	BEREZAN					-1		
38	HRDINA						-1	DAHLEN	1	1	1		3		
55	MURPHY	1	1			2	2	BELLONS	1	3			4		
6	JAGR		1			1	0	TINORDI		1			1		
7	COFFEY	1	2			3	-1	SINISALO		2			2		

PENALTIES					
PER	TEAM	PLAYER	MIN	OFFENSE	TIME
1	MIN	TINORDI	2	ELBOWING	4:10
1	PGH	TANTI	2	ROUGHING	4:10
1	MIN	LILLES	2	HOLDING	10:03
1	MIN	ZETTLER	2	ROUGHING	18:40
2	PGH	STEVENS	2	HOLDING	1:26
2	PGH	HRDINA	2	HOLDING	3:45
2	MIN	ZETTLER	2	HIGH STICKING	18:46
2	PGH	BOURQUE	2	ELBOWING	18:46
2	MIN	LAVIN	2	HOLDING	19:35
3	MIN	JOHNSON	2	HOLDING	8:56

PENGUINS EXTEND THEIR WIN STREAK TO 5 GAMES LONGEST WIN STREAK THIS SEASON





NEW YORK ISLANDERS - 4  
 VS. PITTSBURGH PENGUINS - 3  
 DATE DECEMBER 23, 1990  
FINAL

GAME NO.	W	L	T	POINTS
38	18	17	3	39
HOME GAME NO.	W	L	T	POINTS
21	10	10	1	21
NHL NO.	ATTENDANCE			
389	16,164 (SELLOUT)			

REFEREE PAUL STEWART  
 LINESMEN MARK PARE  
PIERRE CHAMPOUX

GOAL #	PERIOD	TIME	TEAM	SCORED BY	ASSISTS	E	P	S	PLAYERS ON ICE
1	1	5:50	PGH	JAGR 9	TAGLIANETTI HRDINA	✓			H 29-32-38-68-77 V 8-17-20-26-32
2	1	8:10	PGH	RECCHI 18	COFFEY MURPHY	✓			H 33-34-65-77 V 11-21-29-47
3	2	14:10	NYI	FLATLEY 10	KING REEKIE	✓			H 9-11-22-29-77 V 21-26-27-29-36
4	2	18:01	NYI	FLATLEY 11	SUTTER KING	✓			H 9-19-22-24-77 V 21-26-27-29-36
5	2	19:17	PGH	GILHEN 10	ZALASKI			✓	H 12-15-22-33 V 8-16-21-25-36
6	3	8:18	NYI	BERG 3	PARKS LUDWIG	✓			H 9-12-19-32-77 V 9-20-17-32-36
7	OT	4:29	NYI	FLATLEY 12	SUTTER	✓			H 12-38-55-68-77 V 8-17-21-25-26
8									H V
10									H V
11									H V
12									H V
13									H V
14									H V
15									H V

RECAP					
GOALS BY PERIOD	1	2	3	OT	T
PITTSBURGH	2	1	0	0	3
NY ISLANDERS	0	2	1	1	4

SHOTS ON GOAL					
	1	2	3	OT	T
PITTSBURGH	8	7	11	0	26
NY ISLANDERS	8	7	4	2	31


POWER PLAY GOALS			PPG IN	ATTEMPTS
PITTSBURGH	1		2	
NY ISLANDERS	0		3	

PENALTIES			NO.	PIM
PITTSBURGH	8		27	
NY ISLANDERS	7		25	

- ★★★ THREE STARS ★★★
- FLATLEY - NYI
  - GILHEN - PGH
  - KING - NYI

#	PITTSBURGH					+	-	NY ISLANDERS					+	-
	1	2	3	OT	T			1	2	3	OT	T		
1	YOUNG							1	HACKETT	6	6	11	0	23
40	PIETRANGELLO	8	15	3	1	27		35	HEALY					
8	RECCHI	1				1	0	2	CHYNOWETH	1	1		2	0
9	TANTI			1		1	3	4	BERG			1	1	1
11	CULLEN	1				2	-1	8	NORTON			1	-1	
12	ERREY		1	1		2	-1	11	WOOD			1	1	0
1	GILHEN		1	3		4	1	12	VUKOTA					0
1	STIER		1			1	-2	14	FITZGERALD					0
22	STANTON		1	1		2	-1	16	LAFONTAINE	1	2	1	4	-1
24	LONEY						-1	17	LUDWIG	2		1	3	1
25	STEVENS			2		2	0	20	PARKS					0
28	ROBERTS					0	0	21	SUTTER	3	1		4	2
29	BOURQUE		1	1		2	0	25	VOLEK	1	2		3	0
32	TAGLIANETTI		1			1	0	26	FLATLEY		4	1	5	2
33	ZALASKI		1			2	1	27	KING	1	1	1	3	2
34	YOUNG, S		1			1	0	29	REEKIE		1		1	2
38	HRDINA			1	1	2	0	32	LAUER		1		1	0
65	MURPHY				1	1	-1	36	NYLUND					2
68	JAGR		1			1	0	39	McDONOUGH			1	1	0
77	COFFEY		1			1	-3	47	PILON		1		1	0

PENALTIES					
PER	TEAM	PLAYER	MIN	OFFENSE	TIME
1	NYI	KING	2	HIGH STICKING	2:00
1	PGH	CULLEN	2	HIGH STICKING	2:00
1	NYI	CHYNOWETH	2	ELBOWING	7:34
1	NYI	VOLEK	2	ROUGHING	7:34
1	NYI	VOLEK	5	FIGHTING	7:34
1	PGH	TANTI	2	ROUGHING	7:34
1	PGH	LONEY	5	FIGHTING	7:34
2	NYI	VUKOTA	2	ROUGHING	4:14
2	PGH	PIETRANGELLO	2	ROUGHING	4:14
2	NYI	PILON	10	MISCONDUCT	9:35
2	PGH	TAGLIANETTI	10	MISCONDUCT	9:35
2	PGH	YOUNG	2	BOARDING	18:26
3	PGH	ZALASKI	2	HOLDING	8:51
3	PGH	ROBERTS	2	TRIPPING	10:25
3	NYI	PILON	2	HIGH STICKING	15:10
OT		NONE			



Washington Capitals

VS. Pittsburgh Penguins



DATE December 26, 1990

Wednesday -- 7:35 pm

GAME NO	W	L	T	POINTS
39	18	20	1	37
HOME GAME NO.	W	L	T	POINTS
18	9	9	0	18
NHL NO.	ATTENDANCE			
395	16,168			

REFEREE Mark Faucette

LINESMEN Gord Broseker

Pat Dapuzzo

Start Time - 7:38 PM

End Time - 9:54 PM

Length of Game - 2 hr 16 min

PER	SCORE	TIME	TEAM	SCORED BY	ASSISTS	TYPE*	PLAYERS ON ICE
1	0-1	6:57	P	COFFEY	BOURQUE TANTI	E	H 4-26-10-17-22 V 32-77-9-15-29
1	0-2	6:46	P	COFFEY	GILHEN JAGR	E	H 5-37-12-20-29 V 32-77-12-15-68
1	0-3	7:48	P	TROTTIER	YOUNG, S ZALAPSKI	E	H 8-26-9-15-32 V 22-33-13-24-34
1	0-4	8:23	P	PEDERSON	STEVENS MULLEN	E	H 4-26-19-21-25 V 28-55-7-10-25
1	0-5	12:04	P	ZALAPSKI	MULLEN	PP	H 8-26-19-29 V 55-77-7-9-67
1	1-5	14:21	W	HUNTER	PIVONKA DRUCE	PP	H 4-37-19-20-32 V 22-33-10-29
2	2-5	9:51	W	LEACH	ZEZEL DRUCE	E	H 4-3-19-21-25 V 32-77-9-11-29
2	2-6	10:14	P	JAGR	GILHEN ERREY	E	H 4-6-19-20-29 V 28-55-12-15-68
3	3-6	5:41	W	MAY	ROUSE HUNTER	E	H 6-8-9-16-32 V 28-55-7-11-25
3	3-7	7:00	P	TAGLIARELLI	JAGR	E	H 5-37-17-22-29 V 32-77-12-15-68
							H V H V H V

RECAP

GOALS BY PERIOD	1	2	3	OT	T
CAPITALS	1	1	1		3
PENGUINS	5	1	1		7

SHOTS ON GOAL	1	2	3	OT	T
CAPITALS	10	12	9		23
PENGUINS	8	10	4		22

POWER PLAY GOALS	PPG IN	ATTEMPTS
CAPITALS	1	5
PENGUINS	1	3

PENALTIES	NO.	PIM
CAPITALS	4	8
PENGUINS	5	21

STARS OF THE GAME

- 1 - COFFEY
  - 2 - JAGR
  - 3 - LEACH
- SELECTED BY: CRAIG LAUGHLIN  
HIS

#	PENGUINS	SHOTS & +/-				#	CAPITALS	SHOTS & +/-			
		1	2	3	T			1	2	3	T
35	BARRASSO	- GOALIE -				1	LIUT	- GOALIE -			
7	MULLEN		1		1	4	HATCHER		1		1-2
5	TANTI				1	5	LANGWAY		1	1	2-2
10	PEDERSON	1			1	6	JOHANSSON	1	2	3	1
11	CULLEN	1	1	1	3	8	ROUSE	2	1	3	1
12	ERREY				3	9	KYPREOS				
15	GILHEN	1	1		2	10	MILLER				
19	TROTTIER	1			1	12	BONORA	3		3	+1
	TANTON		1	1	2	16	MAY		1	1	1
	ONEY				1	17	RIDLEY				-2
	STEVENS		1		1	19	DRUCE	2	2	2	-1
28	ROBERTS	1	1	1	3	20	PIVONKA	1		1	-2
29	BOURQUE				1	21	LEACH	1	2	3	1
32	TAGLIARELLI			1	1	22	CICCARELLI	2	1	3	-2
33	ZALAPSKI	1			1	25	ZEZEL				
34	YOUNG, S		1	1	2	26	LALOR				-2
55	MURPHY	1	1	1	3	29	KHRISTICH	1	1	2	-3
68	JAGR		1	1	2	32	HUNTER	1		1	1
77	COFFEY	2	1	1	3	37	LOVSIN		1	1	2
1		- GOALIE -				33	BEAUPRE	- GOALIE -			
TOTALS		8	10	4	22	TOTALS		10	12	5	27

PER	TEAM	PLAYER	PENALTIES		
			MIN	OFFENSE	TIME
1	W	MAY	2	ELBOW	10:15
1	P	MURPHY	2	HOOK	12:24
1	W	MAY	2	CROSSCHECK	17:37
2	P	TANTI	2	INTERFERENCE	5:58
2	P	BOURQUE	2	HOLD	12:22
3	W	LALOR	2	CROSSCHECK	11:37
3	P	ERREY	5-10	HIGHSTICK/GM MISC	15:30
3	W	HATCHER	2	INTERFERENCE	16:25

#	GOALKEEPERS	MIN	SH	SV	GA	#	GOALKEEPERS	MIN	SH	SV	GA
35	BARRASSO	60	27	24	3	1	LIUT	8	5	1	4
						33	BEAUPRE	52	17	14	3
- NET EMPTY -						- NET EMPTY -					

OUT OF TOWN SCOREBOARD					
HOME	ROAD	PER	HOME	ROAD	PER
QUE 1	HFD 4	3	CHI 1	STL 4	2
BUF 3	BOS 3	3	MIN 2	WFG 2	2



DETROIT RED WINGS - 0  
VS. PITTSBURGH PENGUINS - 5  
 DATE DECEMBER 28, 1990  
FINAL

GAME NO.	W	L	T	POINTS
40	20	17	3	43
HOME GAME NO.	W	L	T	POINTS
22	11	10	1	23
NHL NO.	ATTENDANCE			
406	16,164 (SILLOUT)			

REFEREE LANCE ROBERTS  
 LINESMEN MARK PARE  
JERRY PATEMAN

GOAL #	PERIOD	TIME	TEAM	SCORED BY	ASSISTS	E	P	S	PLAYERS ON ICE
1	1	8:30	PH	GILHEN <sup>11</sup>	JAGR BOURQUE	✓			H (15)-28-29-55-68 V 5-22-26-29-36
2	2	4:37	PH	RECCHI <sup>19</sup>	COFFEY GILHEN	✓			H 7-8-15-32-77 V 3-10-24-36-55
3	2	5:02	PH	YOUNG <sup>7</sup>	COFFEY TROTTIER	✓			H 19-24-32-34-77 V 2-3-19-21-55
4	2	7:52	PH	GILHEN <sup>12</sup>	ERREY	✓			H 12-15-22-28-33 V 21-24-33-36-91
5	2	13:13	PH	HRDINA <sup>1</sup>	STEVENS ZALAPSKI	✓			H 11-22-25-33-38 V 2-3-19-22
6	3			NO SCORING					H V
7									H V
8									H V
									H V
10									H V
11									H V
12									H V
13									H V
14									H V
15									H V

RECAP					
GOALS BY PERIOD	1	2	3	OT	T
PITTSBURGH	1	4	0		5
DETROIT	0	0	0		0
SHOTS ON GOAL					
	1	2	3	OT	T
PITTSBURGH	8	12	15		35
DETROIT	5	9	13		27
POWER PLAY GOALS					
	PPG IN	ATTEMPTS			
PITTSBURGH	1	8			
DETROIT	0	6			
PENALTIES					
	NO.	PIM			
PITTSBURGH	6	12			
DETROIT	7	17			
★★★ THREE STARS ★★★					
1. BARRASSO - PH					
2. GILHEN - PH					
3. COFFEY - PH					

#	PITTSBURGH					SHOTS	P/P	#	DETROIT					
	1	2	3	OT	T				1	2	3	OT	T	
1	YOUNG					1	1	HANLON						
35	BARRASSO	5	9	13		27	32	CHEVELDAE	7	8	15		30	
7	MULLEN	1					2	MCCRIMMON			1		1	
8	RECCHI		2	1		3	3	CHIASSON		1	1		2	
11	CULLEN		1	3		4	4	ZOMBO					0	
17	ERREY			1		1	5	GREEN					1	
18	GILHEN	2	1			3	3	CARSON	1				1	
22	TROTTIER			1		1	11	BURR	1	2			3	
22	STANTON		1			1	14	FEDYK			1		1	
24	LONEY			2		2	15	GARDENLOV	1	1	2		4	
25	STEVENS	1		1		2	0	YZERMAN	1	2	3		6	
28	ROBERTS					2	21	YSEBAERT			1		1	
29	BOURQUE	1	1			2	1	BARR					1	
32	TAGLIANETTI	1				1	2	PROBERT			1		1	
33	ZALAPSKI	1		2		3	1	KOCUR			1		1	
34	YOUNG		2	1		3	1	MCKAY					1	
38	HRDINA		1			1	0	RACINE		1	1		2	
55	MURPHY		2	1		3	1	DJOOS			1		1	
68	JAGR			1		1	1	PRIMJAU					1	
7	COFFEY	1	1	1		3	2	FEDOROV	1	1	1		3	

PENALTIES					
PER	TEAM	PLAYER	MIN	OFFENSE	TIME
1	PH	BOURQUE	2	HOLDING	4:33
1	DET	ZOMBO	2	ELBOWING	9:36
1	DET	GREEN	2	HIGHSTICKING	13:10
1	DET	FEDOROV	2	INTERFERENCE	18:57
2	PH	GILHEN	2	HOLDING	2:22
2	PH	ROBERTS	2	TRIPPING	5:37
2	DET	KOCUR	5	ELBOWING	9:24
2	PH	GILHEN	2	HOOKING	15:26
2	PH	ROBERTS	2	HOOKING	16:55
2	DET	MCCRIMMON	2	SLASHING	19:03
3	PH	MURPHY	2	HOLDING	4:11
3	DET	ZOMBO	2	HOOKING	7:56
3	DET	MCCRIMMON	2	SLASHING	15:50

TROTTIER'S ASSIST IN THE SECOND PERIOD GIVES HIM 1,370 CARRIER POINTS AND GIVES HIM SOLE POSSESSION 6<sup>TH</sup> PLACE ON THE NHL ALL-TIME SCORING LIST  
 TOM BARRASSO RECORDS HIS 14<sup>TH</sup> NHL SHUTOUT (1ST AS A PENGUIN).





**TORONTO MAPLE LEAFS**

VS. PITTSBURGH PENGUINS

DATE DECEMBER 29, 1990

GAME NO	W	L	T	POINTS
40	12	26	2	26
HOME GAME NO	W	L	T	POINTS
22	7	14	1	15
NHL NO	ATTENDANCE			
	16,382			

REFEREE DON KOHARSKI  
 LINESMEN RON ASSELSTINE  
RAY SCARINELLO

AL	PER	TIME	TEAM	SCORED BY	ASSISTS	E	P	S	PLAYERS ON ICE
1	1	4:39	P	STEVENS (22)	CULLEN ZALAPSKI		✓		H 21-27-2-33 V 22-33-9-11-25
2	1	12:09	T	KRUSHELNYSKI (6)	SACCO		✓		H 2-33-12-20-26 V 33-55-8-11-29
3	2	2:58	T	MAGUIRE (6)	HANNAN REID		✓		H 2-22-9-14-18 V 22-33-8-11-29
4	2	8:34	T	PETIT (7)	SACCO SHEDDEN		✓		H 2-22-12-20-26 V 33-55-12-15-68
5	3	5:20	P	JAGR (11)	ZALAPSKI		✓		H 4-8-9-14-18 V 33-34-29-38-68
6	3	5:32	T	KRUSHELNYSKI (7)	SHEDDEN GILL		✓		H 22-23-12-20-26 V 24-77-7-12-15
7	3	14:02	T	DEBLOIS (7)	BROTEN PETIT		✓		H 22-23-21-21-32 V 55-77-8-11-29
8	3	14:33	P	JAGR (12)	MURPHY		✓		H 2-33-12-20-26 V 55-77-24-38-68
9	3	19:50	T	BROTEN (9)	DEBLOIS GILL		✓		H 8-23-14-21-27 V 33-34-11-29-68
10									H V
11									H V
12									H V
13									H V
14									H V
15									H V

RECAP					
GOALS BY PERIOD	1	2	3	OT	T
TORONTO	1	2	3	-	6
PITTSBURGH	1	0	2	-	3

SHOTS ON GOAL	1	2	3	OT	T
TORONTO	11	10	8	-	29
PITTSBURGH	9	7	12	-	28

POWER PLAY GOALS	PPG IN	ATTEMPTS
TORONTO	0	5
PITTSBURGH	1	7

PENALTIES	NO.	MIN
TORONTO	8	16
PITTSBURGH	6	12

- \*\*\* THREE STARS \*\*\*
- KRUSHELNYSKI
  - PETIT
  - JAGR -

TORONTO	SHOTS					PITTSBURGH	SHOTS				
	1	2	3	OT	%		1	2	3	OT	%
2 RICHARDSON					+2	2 DINEEN					-
4 ELLETT	2	1			-1	7 MULLEN		1	2		-1
8 RAMAGE	1				0	8 RECCHI					-3
9 HANNAN		1			0	9 TANTI					0
10 DAMPHOUSSE		2			0	11 CULLEN					-4
12 SHEDDEN		1			+2	12 ERREY	2				-2
14 REID	1	2	2		+1	15 GILHEN					-2
16 MURPHY		1			0	19 TROTTIER			1		0
18 MAGUIRE		1			0	22 STANTON		1	1		-1
20 BROTEN	1	1	2		+2	24 LOWEY					+1
21 PETIT		1			+4	25 STEVENS	1	2			0
23 GILL			1		+3	28 ROBERTS					0
26 KRUSHELNYSKI	3		1		+2	29 BOURQUE	1	2			-3
27 DEBLOIS	1		1		+2	33 ZALAPSKI			1		-3
32 MARDIS					+1	34 YOUNG					-1
38 IAFRATE	2				0	38 HRDINA		1	3		+2
36 MILLAR					0	55 MURPHY	3	2			-2
					0	68 JAGR	1	2			0
						77 COFFEY		1			-1

PENALTIES					
PER	TEAM	PLAYER	MIN	OFFENSE	TIME
1	T	GILL	2	TRIPPING	2:42
1	P	CULLEN	2	INTERFERENCE	7:16
2	T	MARDIS	2	INTERFERENCE	5:44
2	P	TANTI	2	ROUGHING	9:22
2	T	SACCO	2	ROUGHING	9:22
2	T	MAGUIRE	2	HIGHSTICKING	11:11
2	T	DAMPHOUSSE	4	2 ROUGH + 2 CHARGE	14:20
2	T	ELLETT	2	HOOKING	19:23
3	P	COFFEY	2	HOLDING	1:03
3	T	IAFRATE	2	HOOKING	2:13
3	P	STEVENS	2	HIGHSTICKING	8:26
3	P	GILHEN	2	HIGHSTICKING	10:12
3	P	CULLEN	2	HOLDING	16:10

GOAL: ING IN GOAL: PIETRANGELO

PITTSBURGH TIMEOUT AT 18:34 OF THIRD PERIOD.



ST. LOUIS BLUES - 3  
 VS. PITTSBURGH PENGUINS - 4  
 DATE DECEMBER 31, 1990  
FINAL

GAME NO.	W	L	T	POINTS
42	21	18	3	45
HOME GAME NO.	W	L	T	POINTS
23	12	10	1	25
NHL NO.	ATTENDANCE			
421	16,164 (SELLOUT)			

REFEREE PAUL STEWART  
 LINESMEN RON ASSELSTINE  
RAY SCAPINELLO

GOAL #	PERIOD	TIME	TEAM	SCORED BY	ASSISTS	E	P	S	PLAYERS ON ICE
1	1	2:13	STL	SUTTER <sup>11</sup>	BRIND'AMOUR BROWN	✓			H 7-19-24-32-77 V 2-19-21-(23)-28
2	1	14:36	STL	RAGLAN <sup>3</sup>	MOMESSO WILSON	✓			H 8-11-29-32-77 V 5-18-(25)-27-38
3	1	16:34	PLH	STANTON <sup>4</sup>	LONEY MULLEN	✓			H 7-19-(22)-24-33 V 5-9-10-12-38
4	2	1:28	PLH	RECCHI <sup>20</sup>	COFFEY CULLEN		✓		H (8)-11-25-55-77 V 2-23-28-44
5	2	9:58	STL	WILSON <sup>7</sup>	CAVALLINI BROWN	✓			H 8-11-29-32-77 V 2-16-17-(18)-21
6	2	15:25	PLH	CULLEN <sup>15</sup>	COFFEY ERREY	✓			H 8-(11)-12-32-77 V 2-9-12-16-21
7	3	16:49	PLH	RECCHI <sup>21</sup>	MURPHY CULLEN	✓			H (8)-11-28-29-55 V 12-19-23-36-44
8									H V
10									H V
11									H V
12									H V
13									H V
14									H V
15									H V

RECAP					
GOALS BY PERIOD					
	1	2	3	OT	T
PITTSBURGH	1	2	1		4
ST. LOUIS	2	1	0		3

SHOTS ON GOAL					
	1	2	3	OT	T
PITTSBURGH	11	10	13		34
ST. LOUIS	11	15	13		39

POWER PLAY GOALS		
	PPG IN	ATTEMPTS
PITTSBURGH	1	4
ST. LOUIS	0	1

PENALTIES		
	NO.	PIM
PITTSBURGH	4	16
ST. LOUIS	8	16

- ★★★ THREE STARS ★★★
- RECCHI - PLH
  - CULLEN - PLH
  - WILSON - STL

#	PITTSBURGH						+	#	ST. LOUIS						
	1	2	3	OT	T	1			2	3	OT	T	+		
1	YOUNG, W						30	RIENDEAU							
35	BARRASSO	9	14	13		36	31	JOSEPH	10	8	12		30		
7	MULLEN	2				2	0	2	STEVENS, S	1	2		3	1	
8	RECCHI		1	2		3	0	5	SNEPSTS					0	
11	CULLEN		1			1	0	7	RONNING		1		1	0	
15	ERREY					1	9	COURTNALL	2	1			3	-2	
17	CULLEN	2	1	1		4	0	10	LOWRY	1	2		3	-1	
18	KOTTIER		1	1		2	0	12	DATES		1	1	2	-3	
22	STANTON	1	1			2	1	16	HULL		2		2	0	
24	LONEY	1	1			2	0	17	CAVALLINI	1			1	1	
25	STEVENS, K	1		4		5	0	18	WILSON	1	1		2	2	
28	DOB LITS					1	19	BRIND'AMOUR		1			1	0	
29	BOURQUE					-1	21	BROWN	2	1			3	1	
32	TAGLIANETTI	1				1	-2	23	SUTTER	1	1		2	0	
33	ZALAPSKI	1	1			2	1	25	RAGLAN	1	1		2	1	
34	YOUNG, S	1				1	0	27	MOMESSO	2	1		3	1	
38	HRDINA		1			1	0	28	BASSEN	1	1		2	1	
55	MURPHY			1		1	1	36	FEATHERSTONE	2	1		3	-1	
68	JAGR	1				1	0	38	LAVOIE	2	2		4	0	
7	COFFEY	1	1	4		6	-2	44	MARIOS	2			2	-1	

PENALTIES						
PER	TEAM	PLAYER	MIN	OFFENSE	TIME	
1	STL	RAGLAN	2	ROUGHNING	8:34	
1	STL	CAVALLINI	2	HOOKING	19:57	
1	STL	SNEPSTS	2	ROUGHNING	19:57	
1	PLH	BOURQUE	2	HOLDING	19:57	
2	STL	RAGLAN	4	ROUGHNING	4:56	
2	PLH	BOURQUE	2	ROUGHNING	4:56	
2	PLH	BOURQUE	10	MISCONDUCT	19:44	
3	STL	LOWRY	2	ROUGHNING	2:02	
3	PLH	MURPHY	2	HIGHSTICKING	9:04	
3	STL	STEVENS, S	2	SLASHING	12:27	
3	STL	BASSEN	2	TRIPPING	17:22	



NEW YORK RANGERS - 7  
 VS. PITTSBURGH PENGUINS - 5  
 DATE JANUARY 3, 1991  
FINAL

GAME NO.	W	L	T	POINTS
43	21	19	3	45
HOME GAME NO.	W	L	T	POINTS
24	12	11	1	25
NHL NO.	ATTENDANCE			
435	16,164 (SELLOUT)			

REFEREE DON KOHARSKI  
 LINESMEN WAYNE BONNEY  
JERRY PATSMEN

GOAL #	PERIOD	TIME	TEAM	SCORED BY	ASSISTS	E	P	S	PLAYERS ON ICE
1	1	19:24	PHN	22 RECCHI	CULLEN ZALAPSKI	✓			H 11-22-25-29-33 V 2-9-23-24-26
2	2	3:49	NYR	10 MALLETT	SHEPPARD KISIO	✓			H 7-19-24-28-55 V 2-4-23-24-(26)
3	2	6:40	NYR	10 MULLEN, B	PATRICK	✓			H 8-11-22-29-33 V 3-9-14-(19)-37
4	2	8:32	NYR	16 TURCOTTE	PATRICK LEETCH		✓		H 9-28-29-32 V 2-3-(8)-9-22
5	2	8:46	NYR	9 MILLER	OGRODNICK	✓			H 25-38-55-68-77 V 5-6-21-25-(32)
6	2	13:07	NYR	6 KISIO	OGRODNICK HORAVA	✓			H 19-28-29-32 V 2-6-8(11)-25
7	2	14:04	PHN	8 YOUNG, S	STEVENS CULLEN	✓			H 8-11-25-33-(34) V 3-5-8-21
8	2	15:12	NYR	18 SHEPPARD	KISIO PATRICK	✓			H 25-32-38-68-77 V 3-11-14-(23)-26
9	3	0:47	PHN	23 STEVENS	ZALAPSKI CULLEN	✓			H 8-11-(25)-33-77 V 3-8-14-21
10	3	1:32	PHN	2 ROBERTS	JAGR HRDINA	✓			H (28)-29-38-55-68 V 2-11-23-24-26
11	3	9:21	NYR	11 MALLETT	SHEPPARD	✓			H 28-29-38-55-68 V 11-14-23-24-(26)
12	3	14:32	PHN	16 CULLEN	COFFEY YOUNG, S	✓			H 8(11)-29-34-77 V 8-14-23-24-26
13									H
14									V
15									H
									V

RECAP					
GOALS BY PERIOD					
	1	2	3	OT	T
PITTSBURGH	1	1	3		5
NY RANGERS	0	6	1		7

SHOTS ON GOAL					
	1	2	3	OT	T
PITTSBURGH	7	6	18		31
NY RANGERS	12	13	7		32

POWER PLAY GOALS			PPG IN	ATTEMPTS
PITTSBURGH			2	4
NY RANGERS			2	4

PENALTIES			NO.	PIM
PITTSBURGH			5	10
NY RANGERS			5	10

★★★ THREE STARS ★★★				
1.	KISIO	-	NYR	
2.	MALLETT	-	NYR	
3.	CULLEN	-	PHN	

#	TEAM	SHOTS					"-	#	TEAM	SHOTS					"-
		1	2	3	OT	T				1	2	3	OT	T	
1	PITTSBURGH							34	NY RANGERS	6	5	15		26	
35	YOUNG, W			6		6		35	VANBIESBROUCK						
7	BARRASSO	12	7			19		35	RICHTER						
7	MULLEN, J	2				2	-1	2	LEETCH					-1	
8	RECCHI	1				1	1	3	PATRICK	1	1			2	
11	CULLEN		2			2	1	5	ROCHEFORT					1	
	ERREY	1				1	0	6	HORAVA					1	
5	MULLEN		1			1	0	8	TURCOTTE	1	1	2		4	
	TROTTIER		1			1	-1	9	NICHOLAS	2	1			3	
22	STANTON					0	11	11	KISIO		2			2	
24	LONEY					-1	12	12	KING	1				1	
25	STEVENS			2		2	-1	14	HARDY					2	
28	ROBERTS	1	2			3	-1	19	MULLEN, B	2	1	1		4	
29	BOURQUE		1	2		3	1	21	HULL		1			1	
32	TAGLIARETTI					-1	22	22	GARTNER	2	1			3	
33	ZALAPSKI	1				1	0	23	SHEPPARD		3			3	
34	YOUNG, S	2	2			4	1	24	MOLLER	1				1	
38	HRDINA			2		2	-2	25	OGRODNICK					1	
5	MURPHY	1	1			2	-2	26	MALLETT		1	2		3	
68	JAGR		1	3		4	-2	32	MILLER	2	2			4	
77	COFFEY	1	1			2	-1	37	BROTEN			1		1	

PENALTIES					
PER	TEAM	PLAYER	MIN	OFFENSE	TIME
1	PHN	RECCHI	4	HIGH STICKING	3:04
1	NYR	VANBIESBROUCK	2	HIGH STICKING	14:45
2	PHN	HRDINA	2	HIGH STICKING	2:11
2	NYR	HORAVA	2	HOLDING	9:14
2	PHN	BENCH	2	TOO MANY MEN	11:45
2	NYR	HARDY	2	CROSS CHECKING	13:27
2	NYR	KISIO	2	HOLDING	18:57
3	NYR	KING	2	INTERFERENCE	18:08
3	PHN	STEVENS	2	HIGH STICKING	18:08

PITTSBURGH GOALTENDER CHANGE YOUNG REPLACES BARRASSO AT THE START OF THE THIRD PERIOD



NEW JERSEY DEVILS - 2

VS. PITTSBURGH PENGUINS - 5

DATE JANUARY 5, 1991

FINAL

GAME NO.	W	L	T	POINTS
44	22	19	3	47
HOME GAME NO.	W	L	T	POINTS
25	13	11	1	27
NHL NO.	ATTENDANCE			
446	16,164 (SELLOUT)			

REFEREE KERRY FRASER  
 LINESMEN WAYNE BONNEY  
JERRY PATEMAN

GOAL #	PER. IOD	TIME	TEAM	SCORED BY	ASSISTS	E	P	S	PLAYERS ON ICE
1	1	4:18	NTD	MULLER <sup>17</sup>	STASTNY DRIVER			✓	H 19-22-28-29 V 5-9-22-23-26
2	2	4:44	PGH	MURPHY <sup>6</sup>	HRDINA RECCHI	✓			H 7-8-28-38-55 V 2-3-7-9-15
3	2	4:52	NTD	LEMIEUX <sup>20</sup>	STASTNY WEINRICH	✓			H 8-19-24-28-55 V 5-11-22-23-26
4	2	6:19	PGH	COFFEY <sup>17</sup>	CULLEN RECCHI	✓			H 8-11-25-32-77 V 2-7-16-25-32
5	2	14:33	PGH	RECCHI <sup>23</sup>	HRDINA STANTON	✓			H 8-22-29-33-38 V 2-5-8-20-24
6	2	14:43	PGH	JAGR <sup>13</sup>	HRDINA ZALAPSKI	✓			H 22-29-33-38-68 V 2-7-8-20-24
7	3	18:37	PGH	ERREY <sup>10</sup>	PENALTY SHOT				H V
8									H V
9									H V
10									H V
11									H V
12									H V
13									H V
14									H V
15									H V

RECAP						
GOALS BY PERIOD		1	2	3	OT	T
PITTSBURGH		0	4	1		5
NEW JERSEY		1	1	0		2
SHOTS ON GOAL		1	2	3	OT	T
PITTSBURGH		3	11	6		20
NEW JERSEY		12	9	9		30
POWER PLAY GOALS		PPG IN	ATTEMPTS			
PITTSBURGH		0	4			
NEW JERSEY		1	6			
PENALTIES		NO.	PIM			
PITTSBURGH		12	32			
NEW JERSEY		10	28			
*** THREE STARS ***						
1. RECCHI - PGH						
2. BARRASSO - PGH						
3. HRDINA - PGH						

#	TEAM	SHOTS					+/-	#	TEAM	SHOTS					+/-
		1	2	3	OT	T				1	2	3	OT	T	
1	PITTSBURGH	1	2	3	OT	T		1	NEW JERSEY	1	2	3	OT	T	
35	BARRASSO	11	8	9		28		31	TERRERI	3	7	5		15	
7	MULLEN		1			1	1	2	FETISOV						-4
8	RECCHI	1	1			2	2	3	DANEVKO	1				1	-1
11	CULLEN		1			1	1	5	WEINRICH	1		1	2	0	
12	ERREY			2		2	1	6	ALBELIN			2	2	0	
	CULLEN	1				1	0	7	KASATONOV	2			2	-3	
	BOETTIER		1			1	-1	8	MALEY	1			1	-2	
	STANTON	1				1	2	9	MULLER	1	3	2	6	-1	
24	LONEY		1			1	-1	11	SHANAHAN	1			1	1	
25	STEVENS		1			1	1	15	MACLEAN		2		2	-1	
28	ROBERTS					0	16	BOSCHMAN	2	1		3	-1		
29	BOURQUE					2	17	SUNDSTROM					0		
32	TAGLIANETTI	1				1	1	20	MORRIS					-2	
33	ZALAPSKI	1				1	2	22	LEMIEUX	2	1		3	1	
34	YOUNG, S	2	1			3	0	23	DRIVER	1	2		3	1	
38	HRDINA					3	24	BROWN						-2	
55	MURPHY	1				1	0	25	CROWDER	1			1	-1	
	JAGR	1	1			2	1	26	STASTNY	1	2		3	1	
77	COFFEY	1				1	1	32	CONACHER					-1	

PENALTIES						
PER	TEAM	PLAYER	MIN	OFFENSE	TIME	
1	NTD	STASTNY	2	HOOKING	1:35	
1	PGH	ZALAPSKI	4	HIGHSTICKING	3:17	
1	PGH	RECCHI	2	BOARDING	5:48	
1	NTD	MORRIS	2	HOLDING	14:28	
2	NTD	SHANAHAN	2	CROSSCHECKING	0:55	
2	NTD	FETISOV	2	HOLDING	2:28	
2	PGH	ERREY	2	HIGHSTICKING	6:55	
2	NTD	ALBELIN	2	ROUGHING	13:02	
2	NTD	ALBELIN	2	HOLDING	13:02	
2	PGH	COFFEY	2	HIGHSTICKING	13:02	
2	PGH	COFFEY	2	ROUGHING	13:02	
2	NTD	CROWDER	2	UNSPORTSMAN COND	15:14	
2	PGH	BOURQUE	2	UNSPORTSMAN COND	15:14	
2	NTD	MALEY	10	MISCONDUCT	15:37	
2	PGH	STEVENS	10	MISCONDUCT	17:05	
3	NTD	BOSCHMAN	2	SLASHING	1:52	
3	PGH	BARRASSO	2	SLASHING	11:52	
3	NTD	KASATONOV	2	SLASHING	11:16	
3	PGH	HRDINA	2	SLASHING	11:16	
3	PGH	ERREY	2	HOLDING	14:27	
3	PGH	ERREY	2	UNSPORTSMAN COND	14:27	

STASTNY RECORDS HIS 1100 POINT OF HIS NHL CAREER WITH HIS ASSIST AT 4:18 OF THE FIRST PERIOD

COFFEY SCORES HIS 300 GOAL OF HIS CAREER WITH HIS GOAL AT 6:19 OF THE SECOND PERIOD

18:37 OF THE THIRD PERIOD PENALTY SHOT - ERREY SCORES VS TERRERI - (HIS FIRST PENALTY SHOT OF HIS CAREER)

# PITTSBURGH vs CANADIEN

**CLUB DE HOCKEY CANADIEN, INC.**  
 2319 STE-CATHERINE OUEST, MONTREAL, QUE., H3H 1N2  
 Tel: (514) 932-2552 TWX: 510-421-3275 Telex: 055-61802



DATE: DIMANCHE/SUNDAY JAN 6, 1991  
 ASSISTANCE/ATTENDANCE: 16,406  
 ARBITRE/REFEREE: ANDY VAN HELLEMOND  
 JUGE DE LIGNE/LINESMAN: ROD FINN

GERARD GAUTHIER

PER	TIME	TEAM	SCORED BY	ASSISTANCE	E	P	SH	JOUEURS SUR LA GLACE
1	9:50	CAN	(1) DAIGNEAULT	RICHER SANARD			✓	H 9-48-15-18-44 V 22-33-12-15
1	11:54	PIT	(9) YOUNG	COURQUE			✓	H 8-25-18-27-44 V 22-34-29-55
1	12:14	CAN	(14) LEBEAU	CHORSKE DAIGNEAULT			✓	H 8-48-15-31-44 V 22-34-29-55
1	13:57	CAN	(6) DESJARDINS	COURTNALL			✓	H 28-48-6-21-35 V 28-55-11-25-68
1	16:18	PIT	(7) COURQUE	JAGR COFFEY			✓	H 28-48-15-18-44 V 58-38-68-29-28
1	16:31	CAN	(9) CARBONNEAU	COURTNALL			✓	H 8-34-6-21-35 V 28-68-35-29-55
2	:11	CAN	(9) CARBONNEAU	COURTNALL			✓	H 28-48-6-21-35 V 32-77-8-11-25
3	12:22	CAN	(4) GILCHRIST	DAIGNEAULT RICHER			✓	H 48-28-41-18-44 V 55-77-29-38-68
3	1:05	PIT	(17) MULLEN	ZALAPSKI MURPHY			✓	H 24-25-15-31-47 V 33-55-7-12-25
								H V H V H V H V H V H V

RECAPITULATION/RECAP						
SHOTS PER PERIOD		1	2	3	OT	T
PITTSBURGH		2	0	1		3
CANADIEN		4	2	0		6
LARGEST AU BUT SHOTS ON GOAL		1	2	3	OT	T
PITTSBURGH		6	8	8		22
CANADIEN		20	13	11		44
PITS AVANTAGE NUM. POWER PLAT GOALS		SAAS		ATT		
PITTSBURGH		0		2		
CANADIEN		2		4		
PUNITIONS PENALTIES		NO.		MPT		
PITTSBURGH		6		15		
CANADIEN		4		11		

PAR-EX-GUY ROBUCLAUD  
 \* \* \* TROIS ETOILES THREE STARS \* \* \*  
 1 J. J. DAIGNEAULT  
 2 RUSS COURTNALL  
 3 GUY CARBONNEAU

CANADIEN	LANCERS/SHOTS					PITTSBURGH	LANCERS/SHOTS				
	1	2	3	OT	T		1	2	3	OT	T
ROY					1	YOUNG					
BERGERON					40	PETRANGELA					
COURTNALL	2		3		5	MULLEN				1	1
SCHMIDER		2	1		3	RECCI			1	2	3
KEANE			1		1	PEDERSON					
CASSELS	1				1	CULLGH			1		1
SANARD		1	1		2	ERREY					
CARBONNEAU	3	2	1		6	GILHEN			2		2
LEIN	1				1	STANTON					
BODA	1				1	LONEY			1	1	2
ROSA	2				2	STEVENS	2		1		3
DESJARDINS	3	1			4	ROBERTS					
CHORSKE						COURQUE	1	1			2
DUPRESNE						TAGLIANETTI					
MCPHERRIS	3				3	ZALAPSKI				1	1
SKRUDLAND			1		1	YOUNG		1	1		2
GILCHRIST		2			2	MURPHY				1	1
RICHER	2	2	3		7	JAGR		1	1		2
LEBEAU	1	1			2	COFFEY		1	1		2
DAIGNEAULT	1	2			3						

PUNITIONS/PENALTIES					
PER	TEAM	JOUEUR	MIN.	INFRACTION	TEMPS
1	PIT	ROBERTS	2	RETEN - HOLDING	8:08
1	PIT	ROBERTS	2	RETEN - HOLDING	11:01
1	CAN	OBELEIN	2	TREB - TRIPPING	17:57
2	PIT	STEVENS	2	F. HAND - CL. HAND	5:10
2	PIT	STEVENS	2	ACCROCHER - HOOK	7:29
3	CAN	DAIGNEAULT	2	B. ELE - H. STICK	9:36
3	CAN	DAIGNEAULT	2	RUD - ROUGH	17:08
3	CAN	SKRUDLAND	5	COMB - FIGHT	17:08
3	PIT	COFFEY	5	COMB - FIGHT	17:08
3	PIT	LONEY	2	RUD - ROUGH	17:08

NOTES:  
 2e PERIODE :11 #1 YOUNG REMPLACE  
 #40 PETRANGELA  
 20:11 #40 PETRANGELA 5 CAL/EA - 21 L/SH  
 39:49 #1 YOUNG 1 CAL/EA 23 L/SH

GARDIEN/GOALIE	MIN	1	2	3	OT	T	GARDIEN/GOALIE	MIN	1	2	3	OT	T
ROY	60:00	6	8	8		22	YOUNG	39:49	12	11			23
Bergeron							PETRANGELA	20:11	20	1			21



EDMONTON OILERS - 1

VS. PITTSBURGH PENGUINS - 6

DATE JANUARY 8, 1991

FINAL

GAME NO.	W	L	T	POINTS
46	23	20	3	49
HOME GAME NO.	W	L	T	POINTS
26	14	11	1	29
NIHL NO.	ATTENDANCE			
459	15,728			

REFEREE ROB SHICK  
 LINESMEN BOB HODGES  
BRIAN MURPHY

GOAL #	PERIOD	TIME	TEAM	SCORED BY	ASSISTS	E	P	S	PLAYERS ON ICE
1	1	8:12	PLH	PEDERSON <sup>6</sup>	MULLEN STEVENS	✓			H 7-10-22-25-33 V 5-6-12-14-16
2	1	9:25	PLH	YOUNG, S <sup>10</sup>	RECCHI STEVENS		✓		H 8-25-33-34-77 V 10-19-25-28
3	1	15:27	PLH	CULLEN <sup>17</sup>	MURPHY HRDINA		✓		H 7-10-38-55-77 V 7-10-25-28
4	1	19:13	PLH	HRDINA <sup>2</sup>	JAGR	✓			H 28-29-38-55-68 V 2-4-8-12-20
5	2	15:24	PLH	HRDINA <sup>3</sup>	JAGR	✓			H 28-29-38-55-68 V 5-6-8-13-20
6	3	0:37	EDM	GAELINAS <sup>10</sup>	MURPHY, J SMITH, G		✓		H 12-15-22-33 V 2-8-13-20-25
7	3	12:43	PLH	CULLEN <sup>18</sup>	RECCHI	✓			H 8-10-12-55-77 V 2-9-10-18-25
10									H V
11									H V
12									H V
13									H V
14									H V
15									H V

RECAP					
GOALS BY PERIOD	1	2	3	OT	T
PITTSBURGH	4	1	1		6
EDMONTON	0	0	1		1

SHOTS ON GOAL					
	1	2	3	OT	T
PITTSBURGH	14	10	9		33
EDMONTON	12	4	10		26

POWER PLAY GOALS		
	PPG IN	ATTEMPTS
PITTSBURGH	2	7
EDMONTON	1	6

PENALTIES		
	NO.	PIM
PITTSBURGH	9	31
EDMONTON	12	43

- ★★★ THREE STARS ★★★
1. HRDINA - PLH
  2. CULLEN - PLH
  3. BARRASSO - PLH

#	PITTSBURGH					SHOTS	P	S	#	EDMONTON				
	1	2	3	OT	T					1	2	3	OT	T
1	YOUNG, W					9	8	17	1	TAKKO				
35	BARRASSO	1	2	4	9	25		30	RANFORD	1				10
7	MULLEN			1	1	1		2	JOSEPH		1			-2
8	RECCHI			1	2	3		4	LOWE			1		-1
10	PEDERSON	1				1		5	SMITH, S	1			1	-2
	CULLEN	1	1	1		3		6	BEUKERBOOM					-2
	ERREY	1		1		2		7	LAMB	1			1	0
15	GILHEN		2			2		8	MURPHY, J		1		1	-2
22	STANTON		1			1		9	ANDERSON	3	1		4	-1
24	LONEY					0		10	TIKKANEN	2	2		4	-1
25	STEVENS					1		12	GRAVES	1			1	-2
28	ROBERTS					2		13	LINSEMAN		1		1	-1
29	BOURQUE	2		1		3		14	MAC TAVISH	1	1	3	5	-1
32	TAGLIANETTI					0		16	BUCHBERGER		1		1	-1
33	ZALAPSKI	1	1			2		18	SIMPSON					-1
34	YOUNG, S	2	1			3		19	SEMENOV	1			1	0
38	HRDINA	1	1			2		20	GAELINAS	1	1		2	-2
55	MURPHY, J	2	1	2		5		25	SMITH, G	1	1		2	-1
6	JAGR	2	1	1		4		28	MUNI					0
77	COFFEY	1				1		85	KLIMA					0

PENALTIES					
PER	TEAM	PLAYER	MIN	OFFENSE	TIME
1	PLH	ERREY	2	TRIPPING	0:57
1	EDM	LOWE	2	INTERFERENCE	8:34
1	EDM	BUCHBERGER	2	CROSS CHECKING	13:48
1	PLH	STANTON	2	INTERFERENCE	16:28
1	EDM	TIKKANEN	2	ROUGHING	19:55
1	EDM	SMITH, G	10	MISCONDUCT	19:55
1	PLH	COFFEY	2	SLASHING	19:55
1	PLH	TAGLIANETTI	10	MISCONDUCT	19:55
2	EDM	LOWE	2	HOLDING	0:45
2	EDM	SMITH, S	2	HIGHSTICKING	1:33
2	EDM	SMITH, S	10	MISCONDUCT	1:33
2	PLH	COFFEY	2	HOLDING	12:12
2	EDM	LAMB	2	HOOKING	12:43
2	EDM	ANDERSON	2	INSTIGATION	12:43
2	EDM	ANDERSON	5	FIGHTING	12:43
2	PLH	YOUNG, S	5	FIGHTING	12:43
2	PLH	BOURQUE	4	HIGHSTICKING	18:42
3	EDM	SEMENOV	2	SLASHING	3:11
3	PLH	JAGR	2	ELBOWING	3:11
3	EDM	BEUKERBOOM	2	SLASHING	5:40
3	PLH	GILHEN	2	HIGHSTICKING	17:40

GOALTENDER CHANGE TAKKO REPLACES RANFORD AT THE START OF THE SECOND PERIOD



CALGARY FLAMES - 1  
 VS. PITTSBURGH PENGUINS - 5  
 DATE JANUARY 10, 1991  
FINAL

GAME NO.	W	L	T	POINTS
47	24	20	3	51
HOME GAME NO.	W	L	T	POINTS
27	15	11	1	31
NHL NO.	ATTENDANCE			
467	16,164 (SELLOUT)			

REFEREE MARK FAUCETTE  
 LINESMEN GERARD GAUTHIER  
BRIAN MURPHY

GOAL #	PERIOD	TIME	TEAM	SCORED BY	ASSISTS	E	P	S	PLAYERS ON ICE
1	1	3:00	PGH	HRDINA <sup>4</sup>	STEVENS JAGR	✓			H 22-25-33 (38) 68 V 4-10-34-39-42
2	1	5:16	PGH	LONEY <sup>1</sup>	GILHEN	✓			H 15-(24) 28-34-55 V 2-3-14-23-25
3	1	8:02	PGH	COFFEY <sup>18</sup>	PEDERSON STEVENS	✓			H 7-10-25-32 (77) V 4-20-22-27-29
4	1	13:38	PGH	YOUNG,S <sup>11</sup>	COFFEY STEVENS	✓			H 8-25-(64) 55-77 V 6-10-34-39
5	2	0:29	PGH	MURPHY <sup>7</sup>	MULLEN CULLEN	✓			H 7-11-38 (55) 77 V 6-10-25-34
6	3	13:39	CGY	MACLELLAN <sup>10</sup>	SWEENEY MUSIL	✓			H 8-28-29-33 V 3-7-26 (27) 34
7									H V
10									H V
11									H V
12									H V
13									H V
14									H V
15									H V

RECAP					
GOALS BY PERIOD	1	2	3	OT	T
PITTSBURGH	4	1	0		5
CALGARY	0	0	1		1
SHOTS ON GOAL					
	1	2	3	OT	T
PITTSBURGH	9	10	8		27
CALGARY	12	14	12		38
POWER PLAY GOALS			PPG IN	ATTEMPTS	
PITTSBURGH	2		5		
CALGARY	1		5		
PENALTIES			NO.	PIM	
PITTSBURGH	15		49		
CALGARY	16		59		
*** THREE STARS ***					
1. BARRASSO - PGH					
2. STEVENS - PGH					
3. COFFEY - PGH					

#	PITTSBURGH	SHOTS					+/-	#	CALGARY	SHOTS					+/-
		1	2	3	OT	T				1	2	3	OT	T	
1	YOUNG,W							30	VERNON						
35	BARRASSO	12	14	11		37		31	WAMSLEY	5	9	8		22	
7	MULLEN		1			1	1	2	MACINNIS	1	3	2		6	
8	RECCHI	1	1			2	0	3	MUSIL			1		1	
10	PEDERSON		1			1	1	4	KYTE	2	1			3	
	LLEN			2		2	0	6	NATRRESS	1	2			3	
	REY					0	7	SWEENEY			1			1	
15	GILHEN	2	1			3	1	10	ROBERTS,GA			1		1	
22	STANTON			1		1	1	14	FLEURY	2	1			3	
24	LONEY	2	1			3	1	16	PRIAKIN	1	1			2	
25	STEVENS	2	2			4	2	20	SUTER	1	2			3	
28	ROBERTS, GO.					1	22	HUNTER	1	1				2	
29	BOURQUE		1			1	0	23	MATTEAU	2	1			3	
32	TAGLIANETTI					1	25	NIENWANDIK	1					1	
33	ZALAPSKI			1		1	1	26	REICHEL	2				2	
34	YOUNG,S	1				1	1	27	MACLELLAN	2	1			3	
38	HRDINA	2	1			3	1	29	OTTO					1	
55	MURPHY		1			1	1	34	MACOUN	2				2	
6	JAGR			1		1	1	39	GILMOUR	2				2	
77	COFFEY	1	1			2	1	42	MAKAROV					1	

PENALTIES					
PER.	TEAM	PLAYER	MIN	OFFENSE	TIME
1	PGH	TAGLIANETTI	2	TRIPPING	9:11
1	CGY	SWEENEY	2	TRIPPING	12:20
1	CGY	MACLELLAN	2	INTERFERENCE	14:16
1	CGY	MACINNIS	2	HOLDING	19:42
2	CGY	ROBERTS,GA	2	ROUGHING	1:43
2	PGH	ZALAPSKI	2	HOOKING	3:19
2	CGY	GILMOUR	2	ROUGHING	9:02
2	CGY	NATRRESS	10	MISCONDUCT	9:02
2	CGY	ROBERTS,GA	2	ELBOWING	9:02
2	PGH	LONEY	2	ROUGHING	9:02
2	PGH	LONEY	10	MISCONDUCT	9:02
2	PGH	MURPHY	2	ROUGHING	9:02
2	CGY	OTTO	2	ROUGHING	11:05
2	PGH	TAGLIANETTI	2	ROUGHING	11:05
2	CGY	OTTO	5	FIGHTING	13:52
2	PGH	TAGLIANETTI	2	INSTIGATING	13:52
2	PGH	TAGLIANETTI	5	FIGHTING	13:52
2	CGY	MACINNIS	2	SLASHING	17:14
2	PGH	ERREY	2	SLASHING	17:14
3	CGY	OTTO	2	UNSPORTSMAN COND	3:19
3	CGY	OTTO	10	MISCONDUCT	3:19
3	PGH	TAGLIANETTI	2	UNSPORTSMAN COND	3:19
3	PGH	TAGLIANETTI	10	MISCONDUCT	3:19
3	CGY	ROBERTS,GA	2	HIGH STICKING	4:31
3	CGY	MACOUN	2	ELBOWING	8:58
3	PGH	ERREY	2	SLASHING	8:58
3	CGY	GILMOUR	2	ROUGHING	12:00
3	CGY	ROBERTS,GA	10	GAME PHS. (3RD MAN)	12:00
3	PGH	BOURQUE	2	ROUGHING	12:00
3	PGH	BARRASSO	2	ROUGHING	12:00
3	PGH	GILHEN	2	HOOKING	13:53



MOSCOW DYNAMO - 3  
 VS. PITTSBURGH PENGUINS - 4  
 DATE JANUARY 12, 1991  
 FINAL

GAME NO.	W	L	T	POINTS
HOME GAME NO.	W	L	T	POINTS
NHL NO.	ATTENDANCE 15,275			

REFEREE MIKE McGEOUGH  
 LINESMEN JERRY PATEMAN  
DAN McCOURT

GOAL #	PERIOD	TIME	TEAM	SCORED BY	ASSISTS	E	P	S	PLAYERS ON ICE
1	1	15:48	PGH	ERREY	ZALAPSKI			✓	H (12) 15-22-33 V 5-23-24-25-27
2	2	1:46	MOS	ZHAMNOV	LOMAKIN			✓	H 10-16-24-28-55 V 3-9-11-(26) 32
3	2	5:56	PGH	HRDINA	MULLEN CULLEN			✓	H 7-29-33 (38) 55 V 3-15-21-32
4	2	13:14	PGH	YOUNG, S	GILHEN			✓	H 9-15-22-28-34 V 8-12-14-27-20
5	3	3:21	MOS	YAKUBOV	KOROBYOV ILYIN			✓	H 7-22-33-34-38 V 8-12-13 (14) 20
6	3	5:19	MOS	SEMAK	LEONOV KOVALYOV			✓	H 5-10-16-22-24 V 5-20-23-24 (27)
7	3	17:43	MOS	LOMAKIN	ZHAMNOV ANDREIVSKY			✓	H 8-22-33-38 V (9) 11-20-26-32
9									H V
10									H V
11									H V
12									H V
13									H V
14									H V
15									H V

RECAP					
GOALS BY PERIOD	1	2	3	OT	T
PITTSBURGH	1	2	0		3
MOSCOW	0	1	3		4

SHOTS ON GOAL	1	2	3	OT	T
PITTSBURGH	9	14	3		26
MOSCOW	12	8	13		33

POWER PLAY GOALS	PPG IN	ATTEMPTS
PITTSBURGH	1	4
MOSCOW	1	5

PENALTIES	NO.	PIM
PITTSBURGH	5	10
MOSCOW	4	8


★★★ THREE STARS ★★★
1. YAKUBOV - MOS
2. ERREY - PGH
3. ZHAMNOV - MOS

#	TEAM	SHOTS					+/-	#	TEAM	SHOTS					+/-
		1	2	3	OT	T				1	2	3	OT	T	
	PITTSBURGH							MOSCOW							
1	YOUNG, W	12	4			16		1	TREFILOV			3		3	
40	PIETRANTUO	3	10			13		29	SNTALANOV	8	1/2			20	
5	DINREN		1			1	-1	3	YUDIN			2		2	
7	MULLEN	1	1			2	-1	4	FILIMINOV	1	1			2	
8	PECCHI	1	2			3	0	5	FLOLOV	1				1	
10	NTI						1	6	POPIKHIN		1			1	
11	EDERSON						-2	8	BAUTIN	1	1			2	
11	CULLEN	1	1			2	0	9	LOMAKIN			1		1	
12	ERREY	2				2	1	10	DOROFEYEV	1	1	2		4	
15	GILHEN			1		1	2	11	ANDREIVSKY			1		1	
16	CAUFIELD		1			1	-2	12	KOROBYOV	2	2	1		5	
22	STANTON		1	1		2	0	13	ILYIN			2		2	
24	LONEY						-2	14	YAKUBOV			2		2	
25	STEVENS						0	15	GALTCHENKOV	2				2	
28	ROBERTS						0	20	KARPOVTSYEV					1	
29	BOURQUE	2				2	0	21	KHAIDAROV	1				1	
3	ZALAPSKI		3			3	0	23	LEONOV	1				1	
34	YOUNG, S	1	3	1		5	0	24	KOVALYOV	1	1			2	
38	HRDINA	1	1			2	-1	25	KRAMSKOY					1	
55	MURPHY						-1	26	ZHAMNOV	1	1	1		3	
	GOALTENDER CHANGE FOR PITTSBURGH							27	SEMAK			1		1	
	PIETRANTUO REPLACES YOUNG AT 10:01 OF THE SECOND PERIOD							32	SORDKIN					1	
	GOALTENDER CHANGE FOR MOSCOW														
	TREFILOV REPLACES SNTALANOV AT THE START OF THE THIRD PERIOD														

PENALTIES					
PER	TEAM	PLAYER	MIN	OFFENSE	TIME
1	PGH	ROBERTS	2	HOOKING	15:17
1	PGH	CAUFIELD	2	SLASHING	17:31
2	MOS	KHAIDAROV	2	TRIPPING	4:04
2	MOS	FLOLOV	2	DELAY OF GAME	7:25
2	MOS	KOVALYOV	2	HOOKING	10:01
2	PGH	CULLEN	2	SLASHING	19:38
3	MOS	KARPOVTSYEV	2	HOOKING	7:43
3	PGH	BOURQUE	2	TRIPPING	9:44
3	PGH	CAUFIELD	2	HIGH STICKING	16:44

PITTSBURGH WINS SHOOT-OUT 2-2 PRIMA TO START 3RD PERIOD





# Pittsburgh Penguins

AT PHILADELPHIA FLYERS

DATE Tuesday, January 13, 1991

GAME # 30	W 23	L 21	T 6	P 152
HOME # 24	W 11	L 9	T 4	P 1526
NHL # 492	ATTEND: 17,382 (SOW 15)			

REFEREE Andy vanHellemond  
 LINESMEN Wayne Bonney  
 Pierre Champoux

The Spectrum  
 Philadelphia, PA

Start Time: 7:30 PM End Time: 10:10 PM Length of Game: 2 hr 32 min

PER	F-V	TIME	TEAM	SCORED BY	ASSISTS	TYPE	PLAYERS ON ICE
1	0	3:52	Fly	Kuahner(e)	Barube G Murphy	E	V 32-77-25-10-7 F 3-11-17-25-(10)
2	0	4:22	Fly	Samuelsson (7)	Smith Sutter	E	V 32-77-12-11-8 F (2B)-29-24-14-20
3	0	10:37	Fly	Toochet(29)	Latal Murphy	PP	V 33-55-7-8 F 3-11-9-18-(22)
4	0	14:12	Fly	Toochet (30)	Eklund Ricci	E	V 32-77-29-38-68 F 8-39-9-18-(22)
2	4-1	1:40	Pit	Ervey (1)	Cullen Recchi	E	V 22-33-(12)-11-8 F 3-29-24-14-20
2	4-2	1:27	Pit	Barube (14)	Hrdina Jugr	E	V 32-77-(29)-38-68 F 3-11-9-18-22
2	4-3	9:25	Pit	Coffey (19)	Cullen S Young	PP	V 33-(77)-34-11-8 F 3-29-9-25
2	5-3	14:36	Fly	Ricci (13)	Carkner Samuelsson	E	V 28-32-8-34 F 28-32-26-14-(18)
3	5-4	13:00	Pit	Roberts (3)	Hrdina Recchi	E	V (2B)-32-8-38-7 F 11-39-32-18-22

RECAP				
GOALS BY PERIOD	1	2	3	T
PENGUINS	0	3	1	4
FLYERS	4	1	0	5

SHOTS BY PERIOD				
PERIOD	1	2	3	T
PENGUINS	8	8	8	24
FLYERS	17	13	13	43

POWERPLAY GOALS			
PPG	ATT	TIME	PERIOD
PENGUINS	1	7	10:37
FLYERS	2	3	4:20

PENALTIES		NO	TIME
PENGUINS		9	18
FLYERS		10	25

\*\*\* THREE STARS \*\*\*  
 1st: Toochet  
 2nd: Samuelsson  
 3rd: Ricci  
 BY: Phil Coffey Trenton Times

**OTHER NHL GAMES TONIGHT**

BOSTON 5	NY ISLANDERS 3
MONTREAL 2	MINNESOTA 1
EDMONTON 2	NY RANGERS 3
WASHINGTON 2	ST. LOUIS 7
WINNIPEG 1	CALGARY 0

"E" = EVEN STRENGTH "PP" = POWER "SH" = SHORTHAND "G" = FROM A GIVEAWAY "F" = FROM A FACEOFF  
 "B" = ON A BREAKAWAY "D" = ON A DELAYED PENALTY "NG" = NET GOAL "DEF" = OFF A DEFENDING PLAYER

PENGUINS										FLYERS										PENALTIES					
P	MIN	SH	SV	GA	P	MIN	SH	SV	GA	P	MIN	SH	SV	GA	P	TEAM	PLAYER	MIN	PENALTY	TIME	PER				
35	Tom Barrasac				33	Pete Peeters				1	Pit	Loney	2	Holding	8:52	Fly-1									
22	Paul Stanton				3	Gord Murphy				1	Fly	Carkner	2	Elbowing	11:52										
33	Zorley Zalapski				11	Jiri Latal				1	Pit	Ervey	2	High-ticking	11:52										
25	Kevin Stevens				9	Pelle Eklund				1	Fly	Fenyvas	2	Holding	14:47	Pit-1									
10	Barry Pederson				18	Mika Ricci				2	Fly	Sutter	2	Hooking	3:19	Pit-2									
7	Jon Mullin				23	Rick Toochet				2	Fly	Smith	2	Interference	8:01	Pit-3									
8	Mark Recchi				8	Murray Baron				2	Pit	Zalapski	2	High-ticking	10:27										
11	John Cullen				10	Dale Kuahner				2	Pit	Zalapski	2	Roughing	10:27										
12	Bob Ervey				14	Ron Sutter				2	Fly	Toochet	2	High-ticking	10:27										
13	Randy Gilhen				17	Craig Barube				2	Fly	Toochet	2	Roughing	10:27										
	Loney				19	Scott Mellanby				2	Pit	Stevens	2	Holding	11:40	Fly-2									
	Roberts				20	Nozmen Lagamba				2	Pit	Stevens	2	Roughing	11:40										
	Bourque				24	Darrick Smith				2	Fly	Kuahner	2	Roughing	11:40										
32	P. Tadlianetti				25	Keith Acton				2	Pit	Coffey	2	Interference	13:19	Fly-3									
34	Scott Young				26	Murtlo Hontak				3	Fly	Toochet	2	Roughing	1:23	Pit-4									
28	Dick Hrdina				28	Kjell Samuelsson				3	Pit	Stevens	2	Roughing	4:56										
55	Larry Murphy				29	Terry Carkner				3	Fly	Kuahner	3	Fighting	4:56	Pit-5-6									
48	Jacmir Jugr				32	Murray Craven				3	Pit	Coffey	2	Hooking	8:54										
37	Paul Coffey				39	Dave Fenyvas				3	Fly	Murphy	2	Hooking	9:30	Pit-7									
31	GOALKEEPERS	MIN	SH	SV	GA	GOALKEEPERS	MIN	SH	SV	GA															
35	Tom Barrasac	60	41	36	5	33	Pete Peeters	37	41	33	7														
1	Mendell Young	0:00				27	Ron Hextall	36	31	28	7														
NET EMPLOY										NET EMPLOY															
TEAM TOTALS					TEAM TOTALS					TEAM TOTALS					TEAM TOTALS										
FACEOFFS WON					FACEOFFS WON					FACEOFFS WON					FACEOFFS WON										
GIVEAWAYS					GIVEAWAYS					GIVEAWAYS					GIVEAWAYS										
BODY CHECKS					BODY CHECKS					BODY CHECKS					BODY CHECKS										
OFFSIDES					OFFSIDES					OFFSIDES					OFFSIDES										
ICINGS					ICINGS					ICINGS					ICINGS										

Toochet has now scored 30 or more goals a season for 4 consecutive seasons.  
 Peeters was replaced by Hextall at 13:19 of the second period.  
 Peeters faced 16 shots, made 13 saves and allowed 3 goals.  
 With his PP goal at 9:25 of the 2nd period, Paul Coffey became the highest scoring defenseman in Penguin history (344 points).



**PITTSBURGH PENGUINS**  
 VS. **TORONTO MAPLE LEAFS**  
 DATE **THURSDAY, JANUARY 17**  
 1991

GAME NO	47	W	12	31	4	28
HOME GAME NO	27	W	7	18	2	16
GAME NO	604	ATTENDANCE				
16,110						

REFEREE **DON KOHARSKI**  
 LINESMEN **RON ASSELSTINE**  
**RAY SCAPINELLO**

PER	TIME	TEAM	SCORED BY	ASSISTS	E	P	S	PLAYERS ON ICE
1	2:17	P	CULLEN (19)	RECCHI ERREY	✓			H 4-16-27-32-33 V 8-11-12-22-32
2	12:09	P	CULLEN (20)	RECCHI ZALAPSKI	✓			H 2-20-26-71 V 22-33-8-11
2	12:47	P	BOURQUE (15)	YOUNG COFFEY	✓			H 22-23-11-44 V 29-34-32-77
2	13:41	T	DAMPHOUSE (14)	ZEZEL RICHARDSON		✓		H 10-25-2-28 V 7-15-25-55-77
2	14:39	P	STEVENS (24)	MURPHY COFFEY	✓			H 2-8-17-27-44 V 7-25-28-55-77
2	16:51	P	CULLEN (21)	TANTE MURPHY	✓			H 4-22-9-16 V 65-77-8-9-11
2	19:54	T	MARRIS (12)	DAMPHOUSE ZEZEL	✓			H 4-8-10-25-32 V 28-55-12-15
2	19:44	T	PETIT (9)	BRADLEY ELLETT	✓			H 4-22-11-17-44 V 12-18-22-33
2	16:39	T	DEBLOIS (9)	RAMAGE ELLETT	✓			H 4-8-21-27 V 55-77-7-25-38
3	18:02	T	ZEZEL (8)	DAMPHOUSE	✓			H 4-22-10-25-32 V 22-23-8-11-12
OT	3:31	P	YOUNG (12)	ZALAPSKI BOURQUE	✓			H 4-8-10-25-22 V 28-55-15-29-74

RECAP				
GOALS BY PERIOD	1	2	3	OT
PITTSBURGH	1	4	0	
TORONTO	0	2	3	0
SHOTS ON GOAL				
PITTSBURGH	11	12	7	4
TORONTO	4	13	15	2
POWER PLAY GOALS				
PITTSBURGH	1			
TORONTO	2			
PENALTIES				
PITTSBURGH	9			
TORONTO	10			

- \*\*\* THREE STARS \*\*\*
- CULLEN
  - ZEZEL
  - RECCHI

TORONTO	SHOTS					PITTSBURGH	SHOTS				
	1	2	3	OT	%		1	2	3	OT	%
2 RICHARDSON					-1	7 MULLIN	2	1			-1
4 ELLETT	1	1	3	1	+1	2 RECCHI			1	+2	
8 RAMAGE			2		-1	9 TANTE				0	
9 HANNAN					-1	10 PATERSON			1	0	
10 DAMPHOUSE	5	2			+1	11 CULLEN	1	4	1	+3	
11 LEEMAN					-1	12 ERREY	1	1		0	
15 GILLEN					-1	15 GILLEN				0	
17 STANTON	1	1	2		-1	27 STANTON				+1	
25 STEVENS		1			+1	25 STEVENS	1	1	1	-1	
28 ROBERTS	2	1			-1	28 ROBERTS				0	
29 BOURQUE					-2	29 BOURQUE	1			+2	
32 ZEZEL	1	2	1	1	+1	32 TAGLIAMETTI				+1	
36 KRUSHELNYSK					-1	36 ZALAPSKI	1	2	2	+2	
37 DEBLOIS	1	1			-1	37 YOUNG			1	+2	
38 DAMPHOUSE	1				0	38 HADINA	1	1		0	
42 MAROIS	1	1			0	42 MURPHY	2	1	1	0	
44 BRADLEY					-2	44 JARR	1			0	
47 FOLIGNO		1			-1	47 COFFEY	1		1	0	

PENALTIES					
PER	TEAM	PLAYER	MIN	OFFENSE	TIME
1	T	ELLETT	2	2 H.S. + 2 H.S.	2:30
1	P	BOURQUE	2	INTERFERENCE	9:10
2	P	CULLEN	2	TRIPPING	1:54
2	T	ELLETT	4	2 HOLD + 2 SLASH	10:14
2	P	STEVENS	2	HOLDING	11:40
2	P	STEVENS	2	UNSPORTSMANLIKE	14:39
2	T	RAMAGE	2	UNSPORTSMANLIKE	14:39
2	T	RICHARDSON	15	E FIGHT + GAME	14:39
2	P	ZALAPSKI	2	HOLDING	18:05
3	P	ELLETT	2	TRIPPING	18:28
3	P	BOURQUE	2	ROUGHING	20:26
3	T	ZEZEL	2	ROUGHING	21:26
3	P	ASSELSTINE	2	SLASHING	7:12
3	T	COFFEY	2	HOLDING	9:20
3	P	ROBERTS	2	HOLDING	12:36
3	T	FOLIGNO	2	TRIPPING	15:40

GOALIES: PITTSBURGH GOALIES  
 BARRASSO  
 TORONTO GOALIES  
 REESE



NEW JERSEY DEVILS - 3  
 VS. PITTSBURGH PENGUINS - 5  
 DATE JANUARY 22, 1991  
FINAL

GAME NO.	W	L	T	POINTS
50	26	21	3	55
HOME GAME NO.	W	L	T	POINTS
28	16	11	1	33
NHL NO.	ATTENDANCE			
510	16,164 (SELLOUT)			

REFEREE DAN MARQUELLI  
 LINESMEN RON FINN  
RAY SCAPINELLO

GOAL #	PERIOD	TIME	TEAM	SCORED BY	ASSISTS	E	P	S	PLAYERS ON ICE
1	1	9:20	PHN	<sup>13</sup> LILHEN	ZALAPSKI YOUNG, S	✓			H (5) 22-25-33-34 V 5-6-9-22-26
2	1	15:29	PHN	<sup>24</sup> RECCHI	CULLEN TAGLIANETTI	✓			H (8) 11-32-77 V 5-15-17-23
3	1	15:46	PHN	<sup>25</sup> RECCHI	COFFEY	✓			H (8) 11-32-77 V 2-7-15-17
4	2	7:29	PHN	<sup>22</sup> CULLEN	ERREY	✓			H 8 (11) 12-32-77 V 4-15-17-23-33
5	2	11:59	PHN	<sup>25</sup> STEVENS	MURPHY RECCHI	✓			H 8-11 (25) 55-77 V 3-5-9-24
6	3	3:39	NJD	<sup>4</sup> WEINRICH	STASTNY CIGER	✓			H 8-11-32-77 V (5) 6-17-26-33
7	3	5:14	NJD	<sup>2</sup> MADILL	MACLEAN SUNDSTROM	✓			H 28-29-38-55-68 V 4-7-15-17 (21)
8	3	13:16	NJD	<sup>7</sup> BOSCHMAN	FETISOV BROWN	✓			H 8-11-22-25-33 V 2-4-9 (16) 24
10									H V
11									H V
12									H V
13									H V
14									H V
15									H V

RECAP					
GOALS BY PERIOD	1	2	3	OT	T
PITTSBURGH	3	2	0		5
NEW JERSEY	0	0	3		3

SHOTS ON GOAL	1	2	3	OT	T
PITTSBURGH	20	8	8		36
NEW JERSEY	14	7	17		38

POWER PLAY GOALS	PPG IN	ATTEMPTS
PITTSBURGH	1	6
NEW JERSEY	1	5

PENALTIES	NO.	PIM
PITTSBURGH	12	35
NEW JERSEY	13	37

- \*\*\* THREE STARS \*\*\*
- RECCHI - PHN
  - CULLEN - PHN
  - BARRASSO - PHN

#	TEAM	SHOTS					+-	#	TEAM	SHOTS					+-
		1	2	3	OT	T				1	2	3	OT	T	
1	PITTSBURGH							1	NEW JERSEY	17	6	8		3	1
35	BARRASSO	14	7	14		35		31	TERRERI						
8	RECCHI	3	2			5	2	2	FETISOV	1	1			2 0	
9	TANTI						0	3	DANEYKO		4			4 0	
10	PEDERSON						0	4	O'CONNOR		1			1 1	
	CULLEN	1	2			3	2	5	WEINRICH	1	1			2 -2	
	ERREY	1				1	1	6	ABELLIN	1	1			2 -1	
	LILHEN	1	2	1		4	1	7	KASATONOV					0	
22	STANTON	1				1	0	8	MALEY	2				2 0	
24	LONEY						0	9	MULLER		1			1 0	
25	STEVENS	3	2	1		6	0	15	MACLEAN	1	1	2		4 -2	
28	ROBERTS						-1	16	BOSCHMAN	2	1			3 1	
29	BOURQUE	2				2	-1	17	SUNDSTROM		1			1 -2	
32	TAGLIANETTI	1				1	3	21	MADILL	2	2			4 1	
33	ZALAPSKI	3				3	0	22	LEMIEUX	2	1	1		4 -1	
34	YOUNG, S	1	1			2	1	23	DRIVER	2	1			3 -2	
38	HRDINA		1			1	-1	24	BROWN		1			1 1	
5	MURPHY	1				1	-1	26	STASTNY	1				1 -1	
68	JAGR	1	2			3	-1	32	CONACHER					0	
77	COFFEY	2	1			3	3	33	CIGER	2	1			3 -1	

PENALTIES					
PER	TEAM	PLAYER	MIN	OFFENSE	TIME
1	NJD	ABELLIN	2	HOLDING	6:10
1	NJD	DANEYKO	2	HIGH STICKING	9:59
1	NJD	DANEYKO	2	ROUGHING	9:59
1	PHN	ERREY	2	HIGH STICKING	9:59
1	PHN	ERREY	2	ROUGHING	9:59
1	PHN	ROBERTS	2	TRIPPING	14:42
1	NJD	STASTNY	2	INTERFERENCE	15:09
1	NJD	DANEYKO	2	HIGH STICKING	17:01
2	PHN	BOURQUE	2	TRIPPING	0:14
2	NJD	DANEYKO	5	FIGHTING	4:20
2	PHN	LONEY	5	FIGHTING	4:20
2	NJD	BURKE	2	HIGH STICKING	6:16
2	PHN	LILHEN	2	INTERFERENCE	6:16
2	NJD	BOSCHMAN	2	HOLDING	11:50
2	PHN	COFFEY	2	HOOKING	15:33
2	PHN	BARRASSO	2	SLASHING	19:00
3	NJD	SUNDSTROM	2	HOOKING	1:31
3	PHN	TANTI	2	INTERFERENCE	2:58
3	NJD	MALEY	2	CHARGING	9:12
3	PHN	TAGLIANETTI	2	HOLDING	9:12
3	NJD	MADILL	2	INTERFERENCE	18:09
3	NJD	MADILL	2	ROUGHING	18:09
3	NJD	MADILL	10	MISCONDUCT	18:09
3	PHN	STEVENS	2	ROUGHING	18:09
3	PHN	STEVENS	10	GAME MISCONDUCT	18:09

# NORDIQUES DE QUÉBEC

VS. PITTSBURGH

DATE 26 JANVIER 1991

JANVARY 26 1991

Match no. / Game no.	G/W	P/L	N/T	Points
51	10	31	9	29
Match local no. / Home game no.	G/W	P/L	N/T	Points
25	5	13	6	16
No. LNH/NHL no.	Assistance / Attendance			
530	13834			

ARBITRE / REFEREE KERRY FRASER

JUGES DE LIGNE /  
LINESMEN MARK DARR

PIERRE CHAMPION

### RÉVISION / RECAP

Buts-Goals / Per.	1	2	3	OT	T
-------------------	---	---	---	----	---

NORDIQUES 1 0 4

PITTSBURGH 1 3 2

Lancers au but / Shots on goal	1	2	3	OT	T
-----------------------------------	---	---	---	----	---

NORDIQUES 14 9 10 23

PITTSBURGH 19 9 5 33

Buts / Goals Jeux purs. / Pow. play	No. BJP PPG In.	Pentatives Attempts
--	--------------------	------------------------

NORDIQUES 1-0-0 2-1-0

PITTSBURGH 2 2-1-1

Punitions/Penalties	No.	Pun. Pen.
---------------------	-----	--------------

NORDIQUES 3-1-3 6-2-6

PITTSBURGH 3-1-2 6-2-4

### \*\*\* TROIS ÉTOILES / THREE STARS

1. M. LEMTEUX
2. S. MORIN
3. J. CULLEN

Per	Temps Time	Equipe Team	Compté par Scored by	Assistances / Assists	E E	J P	DN B	Joueurs sur la patinoire Players on ice
			2					H 5-13-14-19-33
	7:36	QUE	ANDERSON	GUSAROV SAKIC		X		V 12-15-20-32
			26					H 6-13-19-27
	11:43	PIT	STEVENS	MURPHY CORREY		X		V 8-11-25-35-77
			24					H 5-18-20-22-45
	1:31	PIT	RECCHI	LEMTUX FARGEY	X			V 8-17-22-33-66
			12					H 7-20-23-27-45
	5:57	PIT	FARGEY	LEMTUX RECCHI	X			V 8-12-28-35-66
			5					H 7-27-29-45-47
	14:58	PIT	HERINA	BOURQUE JAGR	X			V 8-29-38-55-68
			7					H 7-10-18-25-29
	1:57	QUE	LAFLAIR	HOUGH MORIN	X			V 12-15-20-32-77
			23					H 6-18-19-27
	11:25	PIT	CULLEN	CORREY LEMTUX	X			V 8-11-55-66-77
			20					H 5-11-14-23-43
	2:14	PIT	CORREY	STEVENS CULLEN	X			V 11-25-32-34-77
			29					H 6-13-19-27-29
	14:32	QUE	SAKIC	SUNDIN	X			V 12-22-33-66-68
			11					H 6-10-18-25-37
	15:13	QUE	HOUGH	LAFLAIR MORIN	X			V 8-12-32-66-77
			14					H 6-13-23-25-37
	17:37	QUE	SUNDIN	ANDERSON MORIN	X			V 9-19-32-33-38
								H
								V
								H
								V
								H
								V
								H
								V

Nordiques	Lancers / Shots					No.	PITTSBURGH	Lancers / Shots				
	1	2	3	ST	T			1	2	3	ST	T
GUSAROV, A			1		1	1	RECCHI, M	1	2			3
ANDERSON, C						1	TANNT, T					
LESCHYNSKY, C						1	ANDERSON, B					
LAFLAIR, G	1	2				1	CULLEN, J	4	1	2		7
NOLAN, G						1	CORREY, B	1	2			3
ANDERSON, M	1	1	2			1	GILLEN, B					
ANDERSON, M						1	STANTON, P					
ANDERSON, M	1	1	1			3	STEVENS, K	2				2
ANDERSON, M						1	ROBERTS, G					
ANDERSON, M	2	1	1			4	BOURQUE, P					
ANDERSON, M						1	TAGLIAMETTI, J	3				3
ANDERSON, M	1		1			2	ZALAPAK, J		1			1
ANDERSON, M						1	YOUNG, S	1	1			2
ANDERSON, M	1					1	HERINA, J	2	1			3
ANDERSON, M						2	GILLEN, B					
ANDERSON, M	3					3	ANDERSON, M					
ANDERSON, M						1	JAGR, J		1			1
ANDERSON, M						1	FARGEY, P	3	1	1		5
ANDERSON, M						1	YOUNG, W					
ANDERSON, M						1	PIETRANGOLI, F					

Per.	Equip. / Team	Joueur / Player	Min.	Punitions / Penalties		Temps / Time
				Offense		
1	PIT	TANNT	2	B. ELVIG - H. STICK	6:13	
1	PIT	FARGEY	2	B. ELVIG - H. STICK	7:36	
1	QUE	FINN	2	CINQUE-SLASHING	15:56	
1	QUE	LESCHYNSKY	2	APPROCHE-ROUILLAGE	17:30	
1	PIT	STEVENS	2	RUESSIE-ROUILLAGE	19:33	
1	QUE	GILLEN	2	RUESSIE-ROUILLAGE		
2	QUE	GILLEN	2	D. PACHE - C. CHARRA	16:11	
2	PIT	ROBERTS	2	RAT JOPPE - DÉGAGEMENT	19:54	
3	PIT	FARGEY	2	RUESSIE-ROUILLAGE	18:24	
3	QUE	PEARSON	2	RUESSIE-ROUILLAGE		
3	PIT	BOURQUE	2	CINQUE-SLASHING	9:51	
3	QUE	SUNDIN	2	CINQUE-SLASHING		
3	QUE	FINN	2	RUESSIE-ROUILLAGE		

QUE TUGNUT 59:10 6 B/G 31 L/S

RÉSULTATS À L'ÉTRANGER:  
IT OF TOWN SCORES:



WASHINGTON CAPITALS - 2  
 VS. PITTSBURGH PENGUINS - 3

DATE JANUARY 28, 1991  
 FINAL



GAME NO.	W	L	T	POINTS
52	28	21	3	59
HOME GAME NO.	W	L	T	POINTS
29	17	11	1	35
NHL NO.	ATTENDANCE			
545	16,164 (SELLOUT)			

REFEREE PAUL STEWART  
 LINESMEN LEON STICKLE  
 BRAD LAZAROWICH

RECAP

GOALS BY PERIOD	1	2	3	OT	T
PITTSBURGH	1	0	1	1	3
WASHINGTON	2	0	0	0	2

SHOTS ON GOAL	1	2	3	OT	T
PITTSBURGH	14	11	10	4	39
WASHINGTON	13	10	6	1	30

POWER PLAY GOALS	PPG IN	ATTEMPTS
PITTSBURGH	0	4
WASHINGTON	0	1


PENALTIES	NO.	PIM
PITTSBURGH	2	4
WASHINGTON	5	10

★★★ THREE STARS ★★★
1. LEMIEUX - P6H
2. MILLER - WAS
3. YOUNG, W - P6H

GOAL #	PERIOD	TIME	TEAM	SCORED BY	ASSISTS	E	P	S	PLAYERS ON ICE
1	1	1:07	WAS	MILLER <sup>13</sup>	RIDLEY	✓			H 8-12-32-66-77 V 8(10)-17-22-34
2	1	3:40	WAS	MILLER <sup>14</sup>	RIDLEY			✓	H 8-11-55-66-77 V 4-6-10-17
3	1	11:08	P6H	ERREY <sup>13</sup>	LEMIEUX RECCHI	✓			H 8(12)-22-33-66 V 4-6-10-17-22
4	2			NO SCORING					H V
5	3	14:39	P6H	LEMIEUX <sup>1</sup>	JAGR	✓			H 12-22-66-68-77 V 8-10-17-22-34
6	OT	2:46	P6H	STANTON <sup>5</sup>	YOUNG, S ZALAPSKI	✓			H (22)-29-33-34-38 V 3-21-26-29-32
7									H V H V H V H V H V H V H V H V
10									H V H V H V H V H V H V H V H V
11									H V H V H V H V H V H V H V H V
12									H V H V H V H V H V H V H V H V
13									H V H V H V H V H V H V H V H V
14									H V H V H V H V H V H V H V H V
15									H V H V H V H V H V H V H V H V

#	TEAM	SHOTS					+/-	#	TEAM	SHOTS					+/-
		1	2	3	OT	T				1	2	3	OT	T	
1	PITTSBURGH	11	10	6	1	28	1	LIUT	13	11	9	3	36		
40	PETRANGHO						33	BEAUPRE							
8	RESCHI	2	1	1	4	-1	3	TARTARINOV	1	1		2	-1		
9	TANTI	1			1	0	4	HATCHER	1	1		2	0		
10	PEDERSON					0	6	JONANSSON					0		
11	MULLEN	1	1		1	3	-1	8	SABOURIN	1			1	0	
12	ERREY	1	1		2	1	9	KYPREOS					0		
15	GILHEN	1	3		4	0	10	MILLER	2	2		4	0		
22	STANTON	1			1	2	3	12	BONDRA					0	
25	STEVENS	1	1		2	0	14	TIPPETT					0		
28	ROBERTS					0	16	MAY					0		
29	BOURQUE	2			2	1	17	RIDLEY	1			1	0		
32	TAGLIANETTI					-1	19	DRUCE					0		
33	ZALAPSKI					2	20	PIVONKA	1	3	1	5	0		
34	YOUNG, S	2			2	1	21	LEACH	3			3	-1		
38	HRDINA	1	1		2	1	22	CICCARELLI	2	1	2	5	-1		
55	MURPHY		1	1	2	-1	26	LALOR	1			1	-1		
66	LEMIEUX	3	3		6	0	29	KRISTICH	3	1	1	5	-1		
68	JAGR	1	1	1	4	1	32	HUNTER					-1		
77	COFFEY	2	1		3	-1	34	IAFRATE		1		1	0		

PENALTIES					
PER	TEAM	PLAYER	MIN	OFFENSE	TIME
1	WAS	TARTARINOV	2	HOLDING	(3:06)
1	WAS	MAY	2	HOOKING	7:23
1	WAS	TARTARINOV	2	INTERFERENCE	12:52
1	P6H	TAGLIANETTI	2	CROSS CHECKING	12:52
2	WAS	HUNTER	2	HIGHSTICKING	6:48
2	WAS	HUNTER	2	HOLDING	8:54
2	P6H	PEDERSON	2	HIGHSTICKING	11:59
3		NO PENALTIES			
OT		NO PENALTIES			



# Pittsburgh Penguins

## AT PHILADELPHIA FLYERS

DATE Thursday, January 31, 1991

The Spectrum Philadelphia, PA

Start Time: 7:39 PM End Time: 9:54 PM Length of Game: 2 hr 19 min

GAME #	59	W	27	L	22	T	6	Pts	60
HOME #	28	W	15	L	9	T	4	Pts	34
NHL #	556	ATTEN:		17,382 (90%16)					

REFEREE Kerry Fraser  
LINESMEN Wayne Bonney  
Ray Scapinello

PER	F-V	TIME	TEAM	SCORED BY	ASSISTS	TYPE	PLAYERS ON ICE
1	0-1	9:34	Pit	L Murphy (8)	Roberts S Young	E	V 28-(39)-29-64-34 F 3-11-9-18-12
1	1-1	10:38	Fly	Sutter (12)	Lacombe	E	V 23-33-25-11-8 F 8-29-24-(14)-20 V 23-32-15-25
1	2-1	14:57	Fly	Ricci (15)	Samuelson Eklund	PP	F 28-29-9-(18)-12 V 55-77-38-(86)-8
2	2-2	15:52	Pit	Lemieux (2)	Hrdina Coffey	PP	F 28-29-24-25 V 32-33-29-19-34
3	3-2	4:35	Fly	Mellanby (16)	Ricci	E	F 8-28-32-18-(19) V 28-55-25-11-8
3	4-2	6:25	Fly	Sutter (13)	Samuelson Hextall	E	F 28-29-32-(14)-19 V F V F V F V F V F V F

RECAP				
GOALS BY PERIOD	1	2	3	TOT
PENGUINS	1	1	0	2
FLYERS	2	0	2	4

SHOTS BY PERIOD				
	1	2	3	TOT
PENGUINS	6	11	11	28
FLYERS	12	6	6	24

POWERPLAY GOALS				
	PPG	ATT	TIME	
PENGUINS	1	3	9:45	
FLYERS	1	2	4:41	

PENALTIES		
	NT	MIN
PENGUINS	4	11
FLYERS	5	13

\*\*\* THREE STARS \*\*\*  
1st: R Sutter  
2nd: M Ricci  
3rd: M Aston  
BY: Gary Blockus Allentown Morning

**OTHER NHL GAMES TONIGHT**

MONTREAL 2	⊙	BOSTON 5 3rd
HARTFORD 2	⊙	ST. LOUIS 1 and
QUEBEC 2	⊙	BUFFALO 1 3rd
WASHINGTON 2	⊙	NY ISLANDERS 2 3rd
NY RANGERS 2	⊙	VANCOUVER 10:35

"E" = EVEN STRENGTH "PP" = POWER PLAY "SH" = SHORTHAND "G" = FROM A CLEAWAY "F" = FROM A FACEOFF  
"B" = ON A BREAKAWAY "OP" = ON A DELAYED PENALTY "ENG" = EMPTY NET GOAL "DEF" = OFF A DEFENDING PLAYER  
"PPG" = PENALTY SHOT "OFF ICE ASSIST"

#	PENGUINS	SHOTS & +/-				#	FLYERS	SHOTS & +/-			
		1	2	3	TOT			1	2	3	TOT
1	Wendell Young	GOALIE -				27	Ron Hextall	GOALIE -			
23	Randy Halliwell	1	1	1	3	Gord Murphy	1	1	1	3	
33	Zarek Zelenka	3	3	3	9	Jiri Latal	1	1	1	3	
28	Phil Bourque	1	1	1	3	Pelle Eklund	1	1	1	3	
30	Jiri Hrdina	2	1	4	7	Mike Ricci	1	1	1	3	
34	Scott Mellanby	1	1	1	3	Tim Kerr	2	2	2	6	
8	Paul Coffey	0	0	0	0	Murray Baron	1	1	1	3	
11	Eric LeCombe	1	1	1	3	Dale Kubner	1	1	1	3	
17	Eric LeCombe	1	1	1	3	Ron Sutter	2	1	2	5	
18	Eric LeCombe	0	0	0	0	Eric Barab	0	0	0	0	
19	Eric LeCombe	0	0	0	0	Scott Mellanby	1	1	1	3	
24	Iroy Loney	0	0	0	0	Norman Lacombe	1	1	1	3	
25	Kevin Stevens	0	0	0	0	Derrick Smith	0	0	0	0	
28	Gord Roberts	0	0	0	0	Keith Aston	2	2	2	6	
32	P Taglianetti	1	1	1	3	Martin Hestak	1	1	1	3	
55	Larry Murphy	1	1	1	3	Kiell Samuelson	2	1	2	5	
66	Maxie Lemieux	1	1	1	3	Terry Carkner	1	1	1	3	
68	Jacomez-Jace	0	0	0	0	Murray Draven	1	1	1	3	
77	Paul Coffey	2	2	2	6	Dave Fenyyan	0	0	0	0	
GOALKEEPERS	MIN	SH	SV	GA	#	GOALKEEPERS	MIN	SH	SV	GA	
1	Wendell Young	68:00	26	23	4	27	Ron Hextall	68:00	27	26	3
40	F. Plante	0:00	0	0	0	33	Pete Peeters	0:00	0	0	0
NET EMPTY						NET EMPTY					

PENALTIES					
#	TEAM	PLAYER	MIN	PENALTY	TIME
1	Pit	Taglianetti	2	Tripping	7:06 Fly-1
2	Pit	Zelenka	2	Crosschecking	14:16 Fly-2
3	Pit	Erroy	3	Fighting	14:16
4	Fly	Bourque	3	Fighting	14:16
5	Pit	Caulfield	2	Crosschecking	19:24 Fly-3
6	Fly	Sutter	2	Holding	14:07 Pit-1
7	Fly	Kerr	2	Holding	17:04 Pit-2
8	Fly	Fenyyan	2	Tripping	9:50 Pit-3
9	Fly	Aston	2	Crosschecking	20:00

PENGUINS					FLYERS				
1	2	3	OT	TOT	1	2	3	OT	TOT
9	11	6		26	8	4			12
14	3			17	2	2			4
9	8	3		20	6	6	7		19
1	2	1		4	2	2	1		5
0	0	0		0	8	0	1		9

Mike Ricci Leads Flyers and all NHL rookies in power play goals (8).  
Flyers now 24-0-2 in games when scoring 4 or more goals.  
With 27 wins, Flyers now have just 3 less than their total last season (30-39-11)



BOSTON BRUINS - 2  
 VS. PITTSBURGH PENGUINS - 6  
 DATE FEBRUARY 2, 1991  
FINAL

GAME NO.	W	L	T	POINTS
54	29	22	3	61
HOME GAME NO.	W	L	T	POINTS
30	18	11	1	37
NHL NO.	ATTENDANCE			
559	16,164 (SEALOUT)			

REFEREE RON HOGGARTH  
 LINESMEN LEON STICKLE  
BRAD LAZAROWICH

GOAL #	PERIOD	TIME	TEAM	SCORED BY	ASSISTS	E	P	S	PLAYERS ON ICE
1	1	9:19	P4H	JAGR <sup>14</sup>	MURPHY HRDINA			✓	H 38-55-66-(68)-77 V 14-20-26-77
2	2	2:51	P4H	STEVENS <sup>27</sup>	ZALAPSKI CULLEN			✓	H 11(25)-33-66-77 V 14-18-26-77
3	2	7:00	P4H	JAGR <sup>15</sup>	COFFEY YOUNG, W			✓	H 33-34-38-(68)-77 V 18-23-26-41
4	2	11:26	Bos	NEELY <sup>32</sup>	SKRIKO JANNEY			✓	H 12-15-22-33 V (8)-18-23-26-77
5	3	7:03	P4H	COFFEY <sup>21</sup>	UNASSISTED			✓	H 9-24-32-38-(77) V 8-12-23-32-77
6	3	9:49	Bos	TOWNSHEND <sup>1</sup>	SWEENEY, B PEDERSON			✓	H 15-25-32-34-77 V 20-25-41-(48)-77
7	3	10:37	P4H	CULLEN <sup>24</sup>	STEVENS RECCHI			✓	H 8-(77)-25-55-77 V 12-20-26-77
	3	12:00	P4H	JAGR <sup>16</sup>	COFFEY			✓	H 29-32-38-(68)-77 V 8-18-23-28-41
10									H V
11									H V
12									H V
13									H V
14									H V
15									H V

RECAP						
GOALS BY PERIOD		1	2	3	OT	T
PITTSBURGH		1	2	3		6
BOSTON		0	1	1		2
SHOTS ON GOAL		1	2	3	OT	T
PITTSBURGH		14	5	16		35
BOSTON		8	15	10		33
POWER PLAY GOALS		PPG IN	ATTEMPTS			
PITTSBURGH		4	5			
BOSTON		1	2			
PENALTIES		NO.	PIM			
PITTSBURGH		5	10			
BOSTON		8	16			
*** THREE STARS ***						
1. JAGR - P4H						
2. COFFEY - P4H						
3. YOUNG, W - P4H						

#	PITTSBURGH						SHOTS	PITTSBURGH	#	BOSTON					
	1	2	3	OT	T	1				2	3	OT	T		
1	8	14	9		3		35	MOOG							
40							39	FOSTER	13	3	13		29		
8	2		1		3	0	8	NEELY	1	2			3	-2	
9	3				3	1	10	HODGE			2		2	0	
11	2		1		3	0	12	BURRIDGE	1				1	-1	
1		1	2		3	0	14	LAZARO						0	
10	2				2	-1	16	DOURIS						0	
22					0		18	SKRIKO	2	1	1		4	-1	
24					1		19	POULIN						0	
25	2				2	-1	20	SWEENEY, B						7	
28					0		21	QUINTAL			1		1	0	
29					1		23	JANNEY	1	1			2	-2	
32					1		25	BRICKLEY						1	
33			1		1	0	26	WESLEY	1	3	1		5	0	
34			4		4	-1	27	CHRISTIAN	1	3			4	0	
38	1		1		2	2	28	GALLEY			1		1	-1	
55			2		2	0	32	SWEENEY, D	1	1			2	-1	
61	1				1	0	41	PEDERSON	1		1		2	0	
66	1	2	2		5	1	48	TOWNSHEND	1	2			3	1	
77	2		2		4	1	77	BOURQUE, R	2	1			3	0	

PENALTIES						
PER	TEAM	PLAYER	MIN.	OFFENSE	TIME	
1	Bos	POULIN	2	HOLDING	8:27	
1	Bos	PEDERSON	4	SPEARING	16:15	
1	P4H	RECCHI	2	SLASHING	16:15	
1	P4H	GILHEN	2	HOLDING	19:33	
2	Bos	GALLEY	2	ROUGHING	2:04	
2	Bos	GALLEY	2	HIGHSTICKING	2:04	
2	P4H	JAGR	2	ROUGHING	2:04	
2	P4H	BOURQUE, P	2	ROUGHING	2:04	
2	Bos	POULIN	2	HOLDING	2:36	
2	Bos	BOURQUE, R	2	CROSS CHECKING	5:04	
2	P4H	JAGR	2	TRIPPING	10:02	
3	Bos	SWEENEY, D	2	SLASHING	10:33	



BOSTON BRUINS

VS. PITTSBURGH PENGUINS

DATE FEBRUARY 3, 1991

@ BOSTON

W	L	T	PTS
50	30	17	8 (6)
HOME GAME NO.	W	L	PTS
28	18	6	3 (3)
WHL NO.	ATTENDANCE		
508	14,448 - SELL OUT #17		

REFEREE DENIS MOREL  
 LINESMEN BEN ASSELSTINE  
 BRIAN MURPHY

PTS	TIME	TEAM	SCORED BY	ASSISTS	E	P	A	PLAYERS ON ICE
1	13:13	BOS	CHRISTIAN BOURQUE	JANNET		X		HA-23-26-27-77 VI-22-33
2	7:03	BOS	HODGE	NEELY PEDERSEN	X			HA-10-14-28-41 VI-22-24-33-34
2	14:54	PIT	HILLIER	COFFEY PEDERSEN	X			HI-20-26-48-77 VI-10-22-25-77
3	1:39	BOS	NEELY	BOURQUE		X		HA-10-22-24-77 VI-22-33
3	4:50	BOS	NEELY	JANNET BOURQUE	X			HA-18-23-26-77 VI-23-33-77
3	7:51	BOS	BARAHONA	NEELY LAZARO	X			HA-14-21-28-29 VI-11-25-55-77
3	9:39	PIT	TANTI	HERDINA	X			HI-23-26-27-41 VI-23-33-38-48
3	1:00	BOS	BARAHONA	DURIG PEDERSEN	X			HI-21-25-26-29 VI-22-33-55-48
3	13:47	PIT	PECCHI	COFFEY	X			HI-21-23-26-77 VI-11-23-29-77
								H V H V H V H V H V

RECAP					
GOALS BY PERIOD		1	2	3	OT
BRUINS		1	1	1	0
PENGUINS		0	2	1	0
SHOTS ON GOAL		1	2	3	OT
BRUINS		12	17	18	0
PENGUINS		8	5	10	0
POWER PLAY GOALS		PPG IN	ATTEMPTS		
BRUINS		3	6		
PENGUINS		0	6		
PENALTIES		NO.	MIN.		
BRUINS		9	24		
PENGUINS		9	35		
*** THREE STARS ***					
1. BOURQUE					
2. NEELY					
3. BARAHONA					

BRUINS	SHOTS					PENGUINS	SHOTS				
	1	2	3	OT	T		1	2	3	OT	T
NEELY	1	1	5		7	PECCHI			1		1
HODGE		1			1	TANTI	1	1	2		4
BURRIDGE	1	2	2		5	PEDERSEN					
LAZARO					11	CULLEN					
DURIG					12	COFFEY					
BARAHONA	2	3	1		6	GILLEN					
COFFEY	1	1			2	STANTON					
TANTI			1		1	HILLIER			1		1
JANNET	1		3		4	LONG					
PECCHI		1			1	STEVENS	1	2	1		4
NEELY	1	1	2		4	BOURQUE					
CHRISTIAN	2	1			3	JANNETT					
GALLEY			1		1	ZALAREK		1	3		4
WIEMER		1			1	LONG			1		1
BARAHONA	2	3			5	HERDINA					1
PEDERSEN		1			1	MURPHY		1			1
STANTON		1			1	JAGER		2			3
		2	2		4	COFFEY		2			2
					1	HOWE					
					1	FRANCHELO					

PENALTIES					
PER	TEAM	PLAYER	MIN	OFFENSE	TIME
1	BOS	CHRISTIAN	2	TRIP	6:30 P
1	PIT	STEVENS	5	FIGHT	7:33 -
1	BOS	WIEMER	5	FIGHT	7:33 -
1	PIT	COFFEY	5	FIGHT	9:37 -
1	BOS	PEDERSEN	7	INDICATOR/FIGHT	9:57 P
1	PIT	JAGER	2	TRIP	11:11 (B)
1	PIT	HILLIER	2	HIGH STICK	12:11 B
1	BOS	NEELY	4	ROUGH	11:30 P
1	BOS	LAZARO	2	UNR CONDUCT	12:35 -
1	PIT	PECCHI	2	UNR CONDUCT	15:35 -
1	PIT	STEVENS	2	INTERFERENCE	17:26 B
2	BOS	NEELY	2	UNR CONDUCT	16:45 P
3	PIT	HILLIER	2	INTERFERENCE	14:12 B
3	PIT	COFFEY	15	HIGH STICK/UNR	10:35 B
3	BOS	PEDERSEN	2	TRIP	18:00 P

YES:  
 EMER: SCALP LACERATION, BROKEN NOSE  
 FRANCH 26 7 MIN, 16 23 SCS





# WINNIPEG JETS

vs. PITTSBURGH PENGUINS

DATE FEB 8, 1991

GAME NO.	W.	L.	T.	POINTS
59	2	29	9	5
HOME GAME	W.	L.	T.	POINTS
NO. 29	13	12	4	30
NHL NO.	ATTENDANCE			
591	13,224			
GAME START		P.M.		GAME END
11:41				10:18 P.M.

REFEREE: KERRY FRASER  
 LINESMEN: SHANE HEYER  
SWED E. KNIX

PER	TEAM	TIME	SCORED BY	ASSISTS	E	P	S	PLAYERS ON ICE
1	WPG	5:02	MARCHMENT					H 35, 5, 6, 16, 12, 23 V 35, 33, 32, 25, 38, 68
1	WPG	14:19	HOUSLEY	CARLYLE MACDERMID				H 35, 3, 3, 6, 16, 23 V 25, 33, 32, 34, 29
2	WPG	21:04	OSBORNE	OLCZYK HOUSLEY				H 35, 6, 44, 12, 16, 24 V 35, 33, 32, 34, 29
2	WPG	9:08	ASHTON	STEEN ELYNUIK				H 35, 3, 27, 25, 16, 7 V 35, 33, 32, 34, 29
2	PIT	11:19	RECCHI	COFFEY LEMIEUX				H 35, 3, 6, 20, 24 V 35, 33, 32, 34, 29
2	WPG	14:22	ELYNUIK	STEEN				H 35, 3, 27, 25, 16, 7 V 35, 33, 32, 34, 29
2	WPG	1:51	MACDERMID	OLCZYK				H 35, 3, 27, 25, 16, 7 V 35, 33, 32, 34, 29
2	PIT	13:42	LEMIEUX	ROBERTS RECCHI				H 35, 3, 27, 25, 16, 7 V 35, 33, 32, 34, 29
								H V H V H V H V H V

GOALS BY PER	1	2	3	OT	T
WINNIPEG JETS	2	3	1	0	6
PITTSBURGH PENGUINS	0	1	1	0	2

SHOTS ON GOAL	1	2	3	OT	T
WINNIPEG JETS	14	9	6	0	29
PITTSBURGH PENGUINS	13	11	8	0	32

POWER PLAYS	G	ATT	SHG
WINNIPEG JETS	1	4	0
PITTSBURGH PENGUINS	1	7	0

PENALTIES	NO.	MIN	MAJ	MIN	MIN
WINNIPEG JETS	13	11		2	1
PITTSBURGH PENGUINS	10	8		2	0

- \*\*\* THREE STARS \*\*\*
- ESSENSA
  - HOUSLEY
  - STEEN


#	WINNIPEG JETS	SHOTS	PITTSBURGH PENGUINS	SHOTS	
		1 2 3 OT T +/-		1 2 3 OT T +/-	
3	MARCHMENT	1	1	1	42
4	CLAUSSEN	1	1	1	1
6	HOUSLEY	4	4	4	44
7	ASHTON	1	1	1	12
8	ELYNUIK	1	1	1	13
9	OSBORNE	1	3	4	13
15	ELYNUIK	2	2	4	13
16	OLCZYK	2	2	4	13
17	SYKES	1	1	1	1
20	MULLWAIN	2	1	1	4
21	KUMPEL	1	1	1	1
23	MACDERMID	1	2	3	12
24	COLE	1	1	1	1
25	STEEN	1	1	1	1
27	NUMMIEN	3	2	2	12
31	TABARACCI	1	1	1	1
35	ESSENSA	1	1	1	1
	EVANS	1	1	1	1
	RONIN	1	1	1	1

PER	TEAM	PLAYER	MIN	OFFENSE	TIME
1	WPG	OSBORNE	2:00	ROUGHING	8:31
1	PIT	STEVENS	2:00	ROUGHING	8:31
1	WPG	ASHTON	2:00	TRIPPING	8:58
1	PIT	LEMIEUX	2:00	INTER.	10:53
1	WPG	ELYNUIK	2:00	HOLDING	18:09
2	WPG	ASHTON	2:00	HIGHSTICK	4:08
2	PIT	CULLEN	2:00	HIGHSTICK	9:08
2	PIT	BARRASSO	10:00	MISCONDUCT	9:08
2	WPG	CARLYLE	2:00	HOLDING	10:40
2	WPG	CROWIN	2:00	CROSS CHECK	12:00
2	PIT	GILLEN	2:00	HOLDING	16:24
2	WPG	MACDERMID	2:00	ROUGHING	18:25
2	PIT	MURPHY	2:00	TRIPPING	19:11
3	WPG	NUMMIEN	2:00	HOLDING	10:40
3	WPG	MARCHMENT	2:00	ROUGHING	13:13
3	WPG	OLCZYK	2:00	ROUGHING	13:12
3	WPG	OLCZYK	10:00	GAME ANK.	13:13
3	WPG	OSBORNE	10:00	MISCONDUCT	12:42
3	PIT	LEMIEUX	2:00	ROUGHING	12:13
3	PIT	TANTI	2:00	ROUGHING	13:13
3	PIT	TREHARRETT	10:00	MISCONDUCT	13:13
3	WPG	CLAUSSEN	2:00	HOLDING	13:31
3	PIT	ZALAPSKI	2:00	TRIPPING	16:46

OUT OF TOWN SCORES

LAKERS 4 @ BUFFALO 4
NYT 4 @ DETROIT 1
VANCOUVER 1 @ NYR 3
EDMONTON 3 @ WASH 6

WPG JETS Goal at 5:02 of the 1st period was scored by Marchment, his first NHL goal.  
 BUFFALO changed goalie BARRASSO at the end of the 2nd period. In the 40 minutes he played BARRASSO allowed 2 goals on 23 shots. YOUNG



EDMONTON OILERS

PITTSBURGH PENGUINS

DATE MONDAY FEBRUARY 11, 1991

PITTSBURGH RECORD HOME 18 11 1 37PTS

ROAD 11 14 2 24PTS

56	28	25	9	53
WOMEN COUNT NO.	W	L	T	POINTS
87	12	9	1	38
HOME NO	ATTENDANCE			16,588
605	REFEREE			KERRY FRASER
	LINESMEN			SWEDE KNOX SHANE HEYER

RECAP

PERIOD	TIME	SCORED BY	ASSIST	E	P	S	PLAYERS OFF
1	5:38	EDM SEMENOV	R MURPHY MUNT				W 22, 28, 8, 19, 30 SV 56, 77, 8, 34, 68, 35 W 9, 10, 9, 11, 85, 30
2	0:38	EDM KLIMA	26 UNASSISTED	R			V 22, 33, 12, 15, 35 W 22, 29, 11, 14, 30
3	5:36	PIT ZALAPSKI	10 LEMIEUX S. YOUNG	P			W 33, 34, 12, 25, 66, 35 W 2, 4, 9, 11, 19, 30
4	12:00	EDM MESSIER	9 SEMENOV ANDERSON	E			V 28, 55, 10, 29, 77, 36 W 2, 4, 9, 19, 19, 30
5	13:05	EDM ANDERSON	18 LINSEMAN HUDDY	E			V 29, 55, 8, 11, 25, 35 W 6, 6, 10, 13, 28, 30
6	14:15	EDM KLIMA	27 LINSEMAN S. SMITH	E			V 34, 77, 10, 24, 68, 35 W 5, 6, 8, 10, 11, 30
7	16:16	PIT	17 ERREY MURPHY	F			V 55, 77, 12, 66, 68, 35 W 5, 6, 8, 12, 19, 30
8	2:49	EDM SEMENOV	9 S. SMITH GRAVES	E			V 22, 77, 8, 11, 25, 35 W 22, 29, 13, 20, 55, 30
9	3:27	PIT CULLEN	25 STEVENS ROBERTS	E			V 28, 55, 8, 11, 25, 35 W 5, 6, 8, 12, 85, 30
10	6:30	PIT LEMIEUX	4 COFFEY BARRASSO	E			V 34, 77, 8, 25, 66, 35 W 5, 6, 8, 10, 12, 30
11	12:13	PIT JAGR	18 LEMIEUX	F			V 34, 77, 12, 66, 68, 35 W 9, 8, 8, 12, 19, 30
12	15:35	EDM MURPHY	19 GRAVES	F			V 55, 77, 8, 11, 25, 35 W
13							W
14							W
15							W

SCORE BY PERIOD	1	2	3	OT	TOT
OILERS	1	4	2		7
PENGUINS	0	2	3		5

PERIOD	1	2	3	OT	TOT
OILERS	17	15	14		46
PENGUINS	18	10	20		48

PERIOD	GOALS	SHOTS	ATTENTS
OILERS	1	6	
PENGUINS	1	7	

PERIOD	GOALS	PEN	MIN	MAJ	MIN
OILERS	12	24	12	0	0
PENGUINS	11	22	11	0	0

- MOLSON CUP  
 \*\*\* THREE STARS \*\*\*  
 1. SEMENOV  
 2. KLIMA  
 3. JAGR

CHOSEN BY BRUCE BUCHANAN-TV

#	OILERS	SHOTS					#	PENGUINS	SHOTS				
		1	2	3	OT	TOT			1	2	3	OT	TOT
30	RANFORD	1	1	1	1	4	35	BARRASSO *	1	1	1	1	4
2	JOSEPH	1	1	1	1	4	3	RECCHI	3	1	1	1	6
4	LOVE AC	1	1	1	1	4	1	TANTI	1	2	1	1	5
5	S. SMITH *	1	1	1	1	4	10	PEDERSON	1	1	1	1	4
6	BEUKEROOM *	2	1	1	1	5	11	CULLEN AC	2	1	1	1	5
8	MURPHY	1	1	1	1	4	12	ERREY *	2	1	1	1	5
9	ANDERSON	1	1	1	1	4	10	GILMEN	1	1	1	1	4
10	TIKKANEN	1	1	1	1	4	22	STANTON	1	1	1	1	4
11	MESSIER C *	1	1	1	1	4	24	LONEY	1	1	1	1	4
12	GRAVES	2	1	1	1	5	26	STEVENS *	3	1	1	1	6
13	LINSEMAN	1	1	1	1	4	28	ROBERTS	1	1	1	1	4
14	METAVISHAC	1	1	1	1	4	29	BOUROU	1	1	1	1	4
15	BUCHBERGER	1	1	1	1	4	32	TAGLIANETTI *	1	1	1	1	4
19	SEMENOV	2	2	3	1	8	33	ZALAPSKI	3	3	1	1	8
20	BELINAS	1	1	1	1	4	34	YOUNG, S.	1	1	1	1	4
22	HUDDY	2	1	1	1	5	55	MURPHY	1	1	1	1	4
28	MUNT	1	1	1	1	4	66	LEMIEUX C *	1	1	1	1	4
32	BROWN	1	1	1	1	4	68	JAGR	1	1	1	1	4
55	KLIMA	2	3	1	1	7	77	COFFEY AC *	2	1	1	1	5
1	TAKKO	1	1	1	1	4	1	YOUNG, W.	1	1	1	1	4

#	PERIOD	NAME	REASON	TIME
1	PIT	TAGLIANETTI	2 HOLDING	08:20
1	EDM	GRAVES	4 HIGHSTICKING	3:22
1	EDM	BELINAS	2 CHARGING	10:20
1	PIT	MURPHY	2 CROSSCHECKING	15:30
1	EDM	LINSEMAN	2 HOLDING	18:11
2	PIT	CULLEN	2 HOLDING	07:20
2	PIT	COFFEY	2 UNSPORTSMANLY	3:51
2	EDM	TIKKANEN	2 UNSPORTSMANLY	3:11
2	EDM	LINSEMAN	2 INTERFERENCE	4:22
2	EDM	TIKKANEN	2 UNSPORTSMANLY	9:11
2	PIT	COFFEY	2 TRIPPING	6:46
2	PIT	TANTI	2 ROUGHING	16:55
2	PIT	BOUROU	2 CHARGING	15:50
2	EDM	GRAVES	2 CHARGING	15:30
2	EDM	GRAVES	2 ROUGHING	15:30
2	PIT	CULLEN	2 HOLDING	16:20
2	EDM	MURPHY	2 HOOKING	19:01
3	PIT	ERREY	2 HIGHSTICKING	6:50
3	EDM	BEUKEROOM	2 ROUGHING	6:00
3	PIT	BARRASSO	2 SLASHING	9:33
3	PIT	CULLEN	2 ROUGHING	17:45
3	EDM	BEUKEROOM	2 ROUGHING	17:45

\* STARTER  
 NOTES  
 HUDDY OFF-ICE ASSIST ON GOAL W5.

#	GOALKEEPER	SAVES	SHOTS	GOALS	POINTS
30	RANFORD	50	57	15	95
	BARRASSO	5	35	1	97



NEW YORK ISLANDERS - 2  
 VS. PITTSBURGH PENGUINS - 5  
 DATE FEBRUARY 14, 1991  
 FINAL

GAME NO.	W	L	T	POINTS
58	30	25	3	63
HOME GAME NO.	W	L	T	POINTS
31	19	11	1	39
NHL NO.	ATTENDANCE			
617	16,164 (SALLOUT)			

REFEREE ANDY VAN HELLEMOND  
 LINESMEN JERRY PATEMAN  
MARK PARE

GOAL #	PERIOD	TIME	TEAM	SCORED BY	ASSISTS	E	P	S	PLAYERS ON ICE
1	1	1:20	NYI	<sup>32</sup> LAFONTAINE	VOLEK NYLUND	✓			H 8-11-25-28-55 V 4(16)-25-29-36
2	1	3:21	P4H	<sup>16</sup> BOURQUE	RECCHI STANTON	✓			H 8-11-22(29)-33 V 4-16-25-29-36
3	1	19:28	NYI	<sup>3</sup> NORTON	KING McBEAN			✓	H 12-15-22-33 V 6(8)-16-21-27
4	2	4:35	P4H	<sup>29</sup> RECCHI	BOURQUE CULLEN	✓			H 8(11)-23-29-77 V 8-9-32-33-47
5	3	2:47	P4H	<sup>26</sup> CULLEN	MURPHY ROBERTS	✓			H 8(11)-28-29-55 V 4-16-25-29-47
6	3	15:09	P4H	<sup>5</sup> LEMIEUX	ERREY JAGR	✓			H 12-22-33(66)-68 V 4-8-26-33-36
7	3	19:37	P4H	<sup>14</sup> ERREY	UNASSISTED		E	N ✓	H (12)-15-23-33 V 6-16-21-25-26-33
10									H V
11									H V
12									H V
13									H V
14									H V
15									H V

RECAP

GOALS BY PERIOD	1	2	3	OT	T
PITTSBURGH	1	1	3		5
NY ISLANDERS	2	0	0		2

SHOTS ON GOAL	1	2	3	OT	T
PITTSBURGH	16	9	7		32
NY ISLANDERS	7	1/2	1/3		32

POWER PLAY GOALS	PPG IN	ATTEMPTS
PITTSBURGH	0	3
NY ISLANDERS	1	5

PENALTIES	NO.	PIM
PITTSBURGH	7	14
NY ISLANDERS	5	21

★★★ THREE STARS ★★★

- BOURQUE - P4H
- CULLEN - P4H
- BARRASSO - P4H

#	TEAM	SHOTS					+/-	#	TEAM	SHOTS					+/-
		1	2	3	OT	T				1	2	3	OT	T	
1	PITTSBURGH							1	NY ISLANDERS						
1	YOUNG, W							1	HACKETT						
35	BARRASSO	5	1/2	1/3		30		35	HEALY	15	8	4		27	
8	RECCHI	2	1			3	2	4	BERG			1		1-2	
11	CULLEN	1	1	1		3	2	6	McBEAN					-1	
15	ERREY	1	1	1		3	2	8	NORTON	2	1	1		4-2	
	CULLEN						1	9	CHYZOWSKI		1			2-1	
	WUELFELD	1				1	0	11	WOOD			3		3-0	
19	TROTTIER						0	12	VUKOTA					0	
22	STANTON	1				1	2	16	LAFONTAINE	1	2			3-2	
23	HILLIER						2	17	LUDWIG		1			1-0	
24	LONEY						0	21	SUTTER			1		1-1	
25	STEVENS	1	3	1		5	-1	24	BAUMGARTNER					0	
28	ROBERTS						0	25	VOLEK		2	3		5-2	
29	BOURQUE	1		1		2	3	26	FLATLEY	1				1-2	
33	ZALAPSKI	1				1	3	27	KING					0	
34	YOUNG, S	1	1	1		3	0	29	REEKIE		1	1		2-1	
55	MURPHY	2				2	0	32	LAUER	1	2	1		4-1	
61	LEMIEUX	1	1	2		4	1	33	FERRARO	1	1			2-3	
62	JAGR						1	36	NYLUND	1	1	1		3-1	
77	COFFEY	3	1			4	1	47	PILON					-2	

PENALTIES					
PER	TEAM	PLAYER	MIN	OFFENSE	TIME
1	NYI	LUDWIG	2	SLASHING	6:14
1	NYI	CHYZOWSKI	2	ELBOWING	10:12
1	NYI	VUKOTA	5	BOARDING	13:10
1	NYI	VUKOTA	10	GAME MISCONDUCT	13:10
1	P4H	ZALAPSKI	2	HOLDING	13:10
1	P4H	CAUFIELD	2	BOARDING	18:42
2	P4H	STANTON	2	HOLDING	4:50
2	NYI	PILON	2	ROUGHING	11:23
2	P4H	ERREY	2	ROUGHING	11:23
2	P4H	ROBERTS	2	HOLDING	19:17
3	P4H	ROBERTS	2	HOLDING	9:16
3	P4H	COFFEY	2	HOLDING	18:23

ALL FILIPPO  
96 886-1811

PITTSBURGH PENGUINS

AT:

NEW YORK ISLANDERS

GAME # 60	W 19	L 32	T 8	PTS 46
HOME # 32	W 11	L 15	T 5	PTS 27
NHL # 626	ATTEN: 2, 891			

NASSAU VETERANS  
MEMORIAL COLISEUM  
UNIONDALE, NY

DATE: Feb. 16, 1990

REFEREE: MARK FAUCETTE  
LINESMEN: GORD BROSEKER  
BRIAN MURPHY

ST TIME: 7:37 END TIME: 10:13 LGTH OF GM:

PER	TIME	TM	SCORED BY	ASSISTS	T	PLAYERS ON ICE
1	0-1 7:41	P	Lemieux 6	Recchi, Jagr	E	V 77-22-68-66-8 H 8-47-4-16-29
2	1-1 0:15	I	Ferraro 16	Guay	E	V 23-77-25-38-34 H 8-47-9-33-28
2	1-2 6:02	P	Recchi 30	Cullen, Bourque	E	V 23-77-8-11-29 H 29-36-16-25-4
2	2-2 14:58	I	Flatley 19	LaFontaine, Norton	P	V 22-23-12-15 H 6-8-16-21-26
3	2-3 4:29	P	Jagr 19	Coffey, Recchi	P	V 23-77-34-39-25 H 6-17-4-32
3	3-3 6:27	I	LaFontaine 33	Berg, Ludwig	E	V 23-77-34-39-25 H 6-17-4-16-25
3	4-3 12:57	I	Flatley 19	Sutter, Lauer	E	V 23-33-66-68-12 H 8-47-72-21-26

Final

RECAP

GOALS BY PERIOD	1	2	3	OT	FINAL
PENGUINS	1	1	1		3
ISLANDERS	0	2	2		4

SHOTS ON GOAL	1	2	3	OT	FINAL
PENGUINS	10	7	7		24
ISLANDERS	10	16	19		45

PWR PLAY	TIME	PPG	IN	ATT	MPTS
PITT	:	0/2	0/0	1/1	1/3
ISLES	:	0/1	1/2	0/1	1/4

*PENALTIES*	PEN/PIM			
PENGUINS	1	2	2	5
ISLANDERS	2	0	2	4

#	ISLES	SHOTS & +/-					PENGUINS	SHOTS & +/-						
		1	2	3	T	+		1	2	3	T	+		
35	Healy						35	Barrasso						
7	Tucker						19	Trottier	1					
8	Norton					1	23	Hillier						
11	Wood		1	1			24	Loney	3		1	4		
24	Baumgartner						34	Young			1	1		
47	Pilon		1	2	0	1	77	Coffey			1	1		
4	Berg		1	2	2	-1	8	Recchi			1	1		
6	McBean	1	1	3	5	1	11	Cullen		1		1		
9	Chyzowski					1	12	Ferry						
16	LaFontaine		1	2	3	-1	15	Gilhen						
	Ludwig		1	1	2	1	22	Stanton						
	Sutter		2	1	3	1	25	Stevens			1	1		
	Wlek	3	3	1	7	-1	28	Roberts	2			2		
26	Flatley	1	2	1	4	1	29	Bourque			1	1		
28	Guay	1	1	1	3	1	31	Zalapski	1			1		
29	Reekie	2	2	1	5	-1	38	Hrdina						
32	Lauer	2		2	4	1	55	Murphy	4			4		
33	Ferraro		1	1	2	1	66	Lemieux	1	1	1	3		
36	Nylund					-1	68	Jagr			1	1		
#	GOALKEEPER	MIN	SH	SV	GA	#	GOALKEEPER	MIN	SH	SV	GA			
35	Healy	60	24	21	3	35	Barrasso	60	45	41	4			
1	Hackett					1	Young							

PENALTIES						
#	TEAM	PLAYER	MIN	PENALTY	TIME	PPN
1	NYI	Reekie	2	Highstick	5:20	P1
1	Pit	Hillier	2	Holding	10:57	E1
1	NYI	Guay	2	Holding	13:57	P2
2	Pit	Stevens	2	Charging	17:50	T2
2	Pit	Cullen	2	Interference	17:50	T3
3	NYI	Nylund	2	Holding	2:29	P3
3	NYI	Tucker	2	Roughing	10:19	
3	Pit	Gilhen	2	Slashing	16:18	
3	Pit	Hillier	2	Interference	13:41	E4

NOTES: Barrasso off at 19:42 at the 3rd Period

- THREE STARS
1. Pat Flatley
  2. Mark Recchi
  3. Pat LaFontaine



BUFFALO SABRES - 3  
VS. PITTSBURGH PENGUINS - 6

DATE FEBRUARY 19, 1991  
FINAL

GAME NO.	W	L	T	POINTS
60	31	26	3	65
HOME GAME NO.	W	L	T	POINTS
32	20	11	1	41
NHL NO.	ATTENDANCE			
640	16,164 (SELLOUT)			

REFEREE DENIS MOREL  
LINESMEN BOB HODGES  
RAY SCAPINELLO

GOAL #	PERIOD	TIME	TEAM	SCORED BY	ASSISTS	E	P	S	PLAYERS ON ICE
1	1	17:25	P4H	RECCHI 31	LEMIEUX ERREY	✓			H 8-12-22-66-77 V 8-9-16-18-77
2	2	10:07	P4H	STEVENS 28	LEMIEUX COFFEY		✓		H 11-25-55-66-77 V 3-8-42-77
3	2	13:54	P4H	BOURQUE 17	UNASSISTED			✓	H 22-29-33-38 V 3-8-22-42-77
4	2	15:41	P4H	ERREY 15	ROBERTS LEMIEUX	✓			H 8-12-28-55-66 V 8-9-16-18-77
5	2	18:51	P4H	JAGR 20	RECCHI LEMIEUX	✓			H 8-55-66-68-77 V 8-9-10-12-16
6	2	19:43	BUF	RUUTTU 14	HAWERCHUK KRUPP		✓		H 12-15-23-28 V 4-8-10-20-25
7	3	3:12	P4H	TROTTIER 6	LONEY GILHEN	✓			H 15-19-24-28-55 V 8-9-12-20-33
		3:38	BUF	ANDREYCHUK 22	KRUPP MAKSLA	✓			H 11-23-25-33-34 V 4-5-10-25-42
9	3	13:55	BUF	HOGUE 14	ANDREYCHUK		✓		H 8-24-28-55-68 V 9-10-24-25-33
10									H V
11									H V
12									H V
13									H V
14									H V
15									H V

RECAP

GOALS BY PERIOD	1	2	3	OT	T
PITTSBURGH	1	4	1		6
BUFFALO	0	1	2		3

SHOTS ON GOAL	1	2	3	OT	T
PITTSBURGH	14	10	6		30
BUFFALO	9	16	16		41

POWER PLAY GOALS	PPG IN	ATTEMPTS
PITTSBURGH	1	4
BUFFALO	1	4

PENALTIES	NO.	PIM
PITTSBURGH	8	19
BUFFALO	8	19

\*\*\* THREE STARS \*\*\*

- LEMIEUX - P4H
- RECCHI - P4H
- BARRASSO - P4H

#	SHOTS					+/-	#	SHOTS					+/-			
	1	2	3	OT	T			1	2	3	OT	T				
1	PITTSBURGH							BUFFALO								
1	YOUNG, W						31	PUPPA					19			
35	BARRASSO					9	15	4	38	WAKALUK					5	
8	RECCHI					1		2	3	LEDYARD					3	
11	CULLEN					2		2	-1	KRUPP					5	
12	ERREY					1	1	2	2	RAMSEY					1	
2	GILHEN							1	8	BODGER					1	
19	TROTTIER					1	1	2	1	BROWN					2	
22	STANTON							2	10	HAWERCHUK					3	
23	HILLIER							-1	12	PASLANSKI					-2	
24	LONEY							0	16	SHANNAN					4	
25	STEVENS					1	2	1	4	-1	SNUGGERUD					4
28	ROBERTS						1	1	1	HARTMAN					1	
29	BOURQUE					1	1	2	1	RUUTTU					2	
33	ZALAPSKI							0	22	VAIVE					1	
34	YOUNG, S					1		1	-1	WELLS					3	
38	HRDINA					1		1	1	ANDREYCHUK					4	
55	MURPHY					1		1	2	RAY					0	
66	LEMIEUX					1	1	3	5	3	HOGUE					3
	JAGR					2	1	3	0	MAKSLA					1	
77	COFFEY					1	3	1	5	2	TURGEON					3

PENALTIES						
PER	TEAM	PLAYER	MIN	OFFENSE	TIME	
1	BUF	HARTMAN	2	ROUGHING	20:00	
1	P4H	HILLIER	2	ROUGHING	20:00	
2	BUF	WELLS	2	TRIPPING	3:12	
2	P4H	ZALAPSKI	2	HOOKING	5:34	
2	BUF	HARTMAN	2	ELBOWING	8:33	
2	P4H	MURPHY	2	HOLDING	12:11	
2	BUF	HARTMAN	2	ROUGHING	14:41	
2	P4H	COFFEY	2	ROUGHING	14:41	
2	BUF	SHANNAN	2	HOLDING	16:45	
2	P4H	TROTTIER	2	TRIPPING	19:17	
3	BUF	RAY	2	ROUGHING	2:43	
3	P4H	BOURQUE	2	ROUGHING	2:43	
3	BUF	VAIVE	2	TRIPPING	11:18	
3	BUF	RAY	5	FIGHTING	15:15	
3	P4H	LONEY	2	ELBOWING	15:15	
3	P4H	LONEY	5	FIGHTING	15:15	

GOALTENDER CHANGE AT 18:51 OF THE SECOND PERIOD  
WAKALUK REPLACES PUPPA

PENGUINS' 8TH CONSECUTIVE VICTORY AT HOME

LEMIEUX 4 ASSISTS



TORONTO MAPLE LEAFS - 4  
VS. PITTSBURGH PENGUINS - 11

DATE FEBRUARY 21, 1991

FINAL

GAME NO.	W	L	T	POINTS
61	32	26	3	67
HOME GAME NO.	W	L	T	POINTS
33	21	11	1	43
NHL NO.	ATTENDANCE			
650	16,164 (SELLOUT)			

REFEREE MARK FAUCETTE  
LINESMEN BOB HODGES  
RAY SCAPINEKCO



GOAL #	PERIOD	TIME	TEAM	SCORED BY	ASSISTS	E	P	S	PLAYERS ON ICE
1	1	4:13	TOR	MAROIS <sup>16</sup>	DAMPHOUSSE ELLETT		✓		H 22-29-33-38 V 4-8-10-25 (32)
2	1	8:28	TOR	LEEMAN <sup>8</sup>	PETIT DAMPHOUSSE		✓		H 19-22-25-28 V 4-10-11-19-22
3	2	3:17	TOR	KRUSHELNYSKI <sup>15</sup>	DEBLOIS			✓	H 8-25-34-66-77 V 4-8-20-27
4	2	10:17	P4H	RECCHI <sup>32</sup>	MURPHY LEMIEUX		✓		H 8-55-66-68-77 V 2-14-22-27
5	2	10:48	P4H	HILLIER <sup>2</sup>	CULLEN		✓		H 11-23-25-33-34 V 8-10-25-23-32
6	2	12:02	P4H	ERREY <sup>16</sup>	LEMIEUX		✓		H 8-12-28-55-66 V 8-23-24-26-71
7	2	12:38	P4H	LEMIEUX <sup>7</sup>	RECCHI ERREY		✓		H 8-12-28-55-66 V 2-22-24-26-71
8	2	16:21	P4H	LONEY <sup>2</sup>	TROTTIER		✓		H 15-19-22-24-77 V 4-8-11-19-34
9	2	17:26	P4H	YOUNG, S <sup>13</sup>	CULLEN		✓		H 11-23-25-33-34 V 2-10-22-25-32
10	2	18:02	TOR	FOLIGNO <sup>9</sup>	THORNTON KRUSHELNYSKI		✓		H 8-12-22-66-77 V 4-24-26-71-93
11	3	8:09	P4H	ZALAPSKI <sup>11</sup>	LEMIEUX RECCHI		✓		H 8-12-23-33-66 V 8-9-14-23-27
12	3	9:03	P4H	CULLEN <sup>27</sup>	UNASSISTED		✓		H 11-22-25-34-77 V 4-8-11-19-34
13	3	9:15	P4H	YOUNG, S <sup>14</sup>	STEVENS		✓		H 11-22-25-34-77 V 10-22-23-26-71
14	3	10:50	P4H	BOURQUE <sup>18</sup>	GILHEN JAGR		✓		H 15-23-29-33-68 V 2-4-14-25-27
15	3	18:28	P4H	HRDINA <sup>6</sup>	UNASSISTED			✓	H 23-28-29-38 V 10-22-32-25-93

RECAP					
GOALS BY PERIOD	1	2	3	OT	T
PITTSBURGH	0	6	5		11
TORONTO	2	2	0		4

SHOTS ON GOAL					
	1	2	3	OT	T
PITTSBURGH	12	18	12		42
TORONTO	13	17	11		41

POWER PLAY GOALS		
PPG IN	ATTEMPTS	
PITTSBURGH	1	3
TORONTO	2	5

PENALTIES		
	NO.	PIM
PITTSBURGH	11	33
TORONTO	9	29

★★★ THREE STARS ★★★		
1.	LEMIEUX	- P4H
2.	RECCHI	- P4H
3.	ERREY	- P4H

#	PITTSBURGH					SHOTS	TORONTO	TORONTO				
	1	2	3	OT	T			1	2	3	OT	T
1	YOUNG, W					1	ING	1/2	1/2			24
35	BARRASSO	1	5	1		37	REESE	0	7			7
8	RECCHI	1	2			3	RICHARDSON					3
11	CULLEN	2	2			4	ELLETT	1	1			3-1
12	ERREY	2	1	1		4	RAMAGE	1	1	2		4-4
15	GILHEN	1				1	HANNAN			1		1-1
19	TROTTIER					1	DAMPHOUSSE	3				3-4
22	STANTON					2	LEEMAN	1				1-2
23	HILLIER	1				1	REID	1	1			2-2
24	LONEY	1	1			2	FERGUS	1				1-2
25	STEVENS	2	1			3	PETIT	2	1			3-4
28	ROBERTS	1				1	GILL	2	2	1		5-4
29	BOURQUE		1			1	THORNTON	2	1			3-1
33	ZALAPSKI	1	1			2	ZEZEL	3	1	2		6-4
34	YOUNG, S	3	1	1		5	KRUSHELNYSKI	1				1-1
38	HRDINA		1			1	DEBLOIS					-1
55	MURPHY	1	2	1		4	MAROIS	3	1	1		5-3
61	LEMIEUX	5	2			7	CIMETTA					-2
60	JAGR					1	FOLIGNO	1				1-2
77	COFFEY	2	1			3	GODYNYUK		1			1-0

PENALTIES					
PER	TEAM	PLAYER	MIN	OFFENSE	TIME
1	P4H	HILLIER	2	HOOKING	3:44
1	P4H	STEVENS	2	HOLDING	6:16
1	P4H	ERREY	2	CROSS CHECKING	7:04
1	TOR	DEBLOIS	2	ROUGHING	11:02
1	TOR	DEBLOIS	2	SLASHING	11:02
1	P4H	BARRASSO	2	ROUGHING	11:02
1	P4H	BARRASSO	2	SLASHING	11:02
2	TOR	KRUSHELNYSKI	2	HOLDING	1:07
2	TOR	PETIT	2	HOLDING	1:51
2	TOR	MAROIS	2	ROUGHING	5:08
2	P4H	ROBERTS	2	CROSS CHECKING	5:08
2	P4H	LONEY	2	ROUGHING	5:08
2	TOR	RAMAGE	2	TRIPPING	8:29
2	P4H	GILL	10	MISCONDUCT	16:42
2	TOR	BOURQUE	10	MISCONDUCT	16:42
3	TOR	GODYNYUK	5	FIGHTING	7:11
3	P4H	HRDINA	5	FIGHTING	7:11
3	TOR	FERGUS	2	ROUGHING	17:11
3	P4H	MURPHY	2	ROUGHING	17:11
3	P4H	MURPHY	2	HOLDING	17:11

GOALTENDER CHANGE AT 12:02 OF THE 2ND PD REESE REPLACES ING.

GOALTENDER CHANGE AT 15:26 OF THE 2ND PD ING REPLACES REESE.

GOALTENDER CHANGE AT THE START OF THE 3RD PD REESE REPLACES ING.

PENGUINS TIE CLUB RECORD WITH 9TH CONSECUTIVE

11 GOALS / SHY OF CLUB RECORD (12 VS WAS. 3-15-75)

LEMIEUX - 2ND CONSECUTIVE 4-POINT GAME

# OFFICIAL SCORESHEET

## NEW JERSEY DEVILS

## VS. PITTSBURGH PENGUINS

DATE FEBRUARY 22, 1991

GA	O	W	L	T	POINTS
	62	25	25	11	61
HOME GAME NO.	33	W	L	T	POINTS
		17	8	7	41
NHL NO.	653	ATTENDANCE			
		19,040			

REFEREE MARK FAUCETTE

LINESMEN PAT DAPUZZO

MARK VINES

GOAL JUDGES VIN GODLESKI/PAUL McINNIS

START TIME: 7:50

END TIME: 10:36

PER	D-V	TIME	TEAM	SCORED BY	ASSISTS	PLAYERS ON ICE
1	1-0	1:41	NJ	BROWN <sup>9</sup>	MALEY CONACHER	D 3-6-8(24) 32 V 28-55-8-12-15
1	2-0	4:32	NJ	SHANAHAN <sup>21</sup>	MacLEAN DRIVER	D 3-23(11)-15-17 V 28-29-38-55-68
1	2-1	17:12	PIT	MURPHY <sup>9</sup>	HRDINA JAGR	D 3-23-9-16 V(55)-77-8-38-68
2	3-1	5:44	NJ	KASATONOV <sup>9</sup>	LEMIEUX	D 2(7)-17-22 V 23-33-29-38
2	4-1	8:36	NJ	LEMIEUX <sup>26</sup>	ALBELIN KASATONOV	D 6-7-16-17(22) V 23-28-29-38
2	5-1	16:21	NJ	BROWN <sup>10</sup>	CONACHER DRIVER	D 7-23-16(24) 32 V 33-55-34-25-11
3	5-2	9:21	PIT	CULLEN <sup>28</sup>	STEVENS ZALAPSKI	D 2-5-10-24 V 33-77-8(11)-25
						D V D V D V D V D V

### RECAP

SCORING	1	2	3	OT	T
PENGUINS	1	0	1		2
DEVILS	2	3	0		5

SHOTS ON GOAL	1	2	3	OT	T
VIS VS. TERR.	11	6	10		27
NJVS BARR.	16	13			
YOUNG			9		38

POWER PLAYS	BATT	TOT	MINS
PENS	1/0	1	2
DEVILS	0/1	1	9

PENALTIES	NO.	MIN	MAJ	MID	MIN
PENS	11	8	3	-	31
DEVILS	9	6	3	-	27


### THREE STARS

- 1 DOUG BROWN - NJ
- 2 CLAUDE LEMIEUX - NJ
- 3 CHRIS TERRERI - NJ

PENGUINS					DEVILS				
#	1	2	3	T	#	1	2	3	T
35 BARRASSO					31 TERRERI				
8 RUCCHI	1	1	2	-1	2 PETISOV		2	2	+1
11 CULLEN		1	2	3	3 DANAYKO	1		1	+2
12 ERREY	1			1	5 WEINRICH				E
15 GILHEN	1			1	6 ALBELIN		1	1	+1
16 CAUFIELD				E	7 KASATONOV	2		2	+2
19 TROTTLER				E	8 MALEY	2		2	+1
22 STANTON		1	1	E	9 MULLER	2	1	3	E
24 MILLIER				-1	10 STEWART		1	1	E
25 LONEY		1	1	E	11 SHANAHAN	3	2	5	+1
26 STEVENS		2	2	-1	15 MacLEAN	1	2	1	+1
28 ROBERTS				-2	16 BOSCHMAN				+1
29 BOURQUE	1	1	1	3	17 SUNDERCOM		2	1	+2
33 ZALAPSKI				-2	22 LEMIEUX	3	2	1	+1
34 YOUNG	3		3	-1	23 DRIVER	1		1	+2
38 HRDINA	1	1	2	4	24 BROWN	1	1	1	+2
55 MURPHY	1		1	3	25 CROWDER	1	1	2	E
58 JAGR	1	1	2	-1	26 STASTNY	1		1	E
77 COFFEY	1	2	3	E	32 CONACHER	1		1	+2
1 YOUNG				-GOALIE-	1 BURKE				-GOALIE-

PENALTIES						
P	TEAM	PLAYER	MIN	OFFENSE	TIME	PPH
1	PIT	LONEY	2	TRIPPING	5:48	D1
1	PIT	S. YOUNG	2	HOLDING	13:31	D2
1	NJ	KASATONOV	2	CROSSCHECK	17:01	P1
1	PIT	CULLEN	2	ROUGHING	19:21	D3
2	PIT	CULLEN	5	FIGHTING	1:38	
2	PIT	ERREY	2+2	CHARGE/RUFF	1:38	
2	NJ	WEINRICH	2	INSTIGATOR	1:38	
2	NJ	WEINRICH		FIGHTING	1:38	
2	NJ	SHANAHAN	2	ROUGHING	1:38	P2
2	PIT	MURPHY	2	SLASHING	4:21	D4
2	NJ	MULLER	2	BOARDING	4:41	P3
2	PIT	MURPHY	2	HIGHSTICK	7:45	D5
2	PIT	COFFEY	2+5	HOLD/FIGHT	14:10	D6
2	NJ	MULLER	5	FIGHTING	14:10	
3	NJ	KASATONOV	2	HOLDING	7:25	P4
3	PIT	CAUFIELD	5	FIGHTING	19:12	
3	NJ	CROWDER	5	FIGHTING	19:12	

NOTES: \*PP CARRIES OVER TO NEXT PERIOD.  
BARRASSO REPLACED BY YOUNG @ START OF 3rd PERIOD.  
BARRASSO: 40 MINS, 29 SHOTS, 5 GA



Washington Capitals  
vs. Pittsburgh Penguins

DATE February 24, 1991  
Sunday -- 1:35 pm

GAME NO.	W	L	T	POINTS
3	28	31	4	60
HOME GAME NO.	W	L	T	POINTS
30	16	11	3	35
NHL NO.	ATTENDANCE			
667	18,130 (Sell-Out)			

REFEREE Andy VanHellemond  
 LINESMEN Gord Broseker  
Pat Dapuzzo

Start Time - 1:42 PM End Time - 4:38 PM Length of Game - 2 hr 56 min

SCORE	TIME	TEAM	SCORED BY	ASSISTS	TYPE*	PLAYERS ON ICE
1-0	2:29	W	Druce 19		SHG	H 8-34-14-19 V 55-77-8-25-66
1-1	7:21	P	Errey 17	Lemieux Recchi	Even	H 8-34-12-19-20 V 55-77-8-25-66
1-2	15:12	P	Recchi 33	Murphy Coffey	PPG	H 4-6-10 V 55-77-8-25-66
1-2-2	19:59	W	Ridley 19	Ciccarelli Hatcher	Even	H 6-10-12-22 V 23-33-8-12-66
2-3-2	3:30		Iafrate 7	Kyrkos Druce	Even	H 4-6-10-17 V 22-77-29-38-68
2-3-3	10:03		Cullen 29	Stevens Young, S.	PPG	H 4-6-10-17 V 36-77-11-25-66
2-3-4	19:56		Jagr 21	Lemieux Recchi	PPG	H 4-6-10-17 V 55-77-8-66-68
3-5	9:28	P	Lemieux 8	Coffey Recchi	Even	H 4-6-10-17-22 V 22-77-8-24-66
4-5	16:25	W	Bondra 11	Pivonka May	Even	H 4-6-10-16-20 V 22-77-29-38-68
3-5-5	19:28	W	Ciccarelli	Hunter	Even	H 4-6-10-12-22-33 V 23-33-8-12-66

**RECAP**

GOALS BY PERIOD	1	2	3	TOT
CAPITALS	2	1	2	5
PENGUINS	2	2	1	5

SHOTS ON GOAL	1	2	3	TOT
CAPITALS	13	8	13	34
PENGUINS	11	17	6	34

POWER PLAY GOALS	PPG IN	ATTEMPTS
CAPITALS	0	5
PENGUINS	3	7

PENALTIES	NO.	MIN
CAPITALS	12	57
PENGUINS	15	53

**STARS OF THE GAME**

- Ciccarelli
- Lemieux
- Druce

SELECTED BY: Jeff Rimer

#	PENGUINS	SHOTS & +/-			#	CAPITALS	SHOTS & +/-		
		G	A	P			G	A	P
35	Barrasso	-	GOALIE	-	39	Krivonk	-	GOALIE	-
8	Recchi	1	1	2	3	Iatariouk	1	1	2
17	Cullen	1	2	3	4	Hatcher	1	1	2
12	Errey	1	1	2	6	Johans	1	1	2
16	Caulfield				8	Sabourin	1	1	2
19	Trottier	1	1	2	9	KYRPOS	1	1	2
22	Stanton	1	1	2	10	Miller	1	1	2
	Hillier	2			12	Bondra	1	1	2
	Longy	1	1	2	14	Tlapott	1	1	2
	Stevens	1	1	2	16	May	1	2	3
28	Roberts				17	Ridley	1	1	2
29	Bourque	2			19	Druce	1	1	2
33	Zalapski	2	1	3	20	Pivonka	1	1	2
34	Young	2	1	3	21	Leach	1	1	2
38	Hrdina	2	1	3	22	Ciccarelli	1	1	2
55	Murphy	1	1	2	25	Kordle			
66	Lemieux	1	1	2	26	Lalor			
68	Jagr	2	2	4	32	Hunter	1	1	2
77	Coffey	1	2	3	34	Iafrate	1	2	3
	Yates	-	GOALIE	-	1	Liu	-	GOALIE	-
TOTALS		11	18	29	TOTALS		13	18	31

PERI	TEAM	PLAYER	MIN	PENALTIES		TIME
				OFFENSE	TREAS	
1	P/W	Zalapski/Leach	5/5	Fight		1:14
1	P/W	Cullen/Hatcher	2/2	High Stick		1:14
1	P	Young	5	Fight		1:14
1	W	Hunter	2/5	Instigate/Fight		1:14
1	P	Roberts	2	Hold		3:49
1	P	Stevens	2	Slash		8:14
1	P	Recchi	2	Cross Check		12:38
1	W	Iafrate	2	Interference		13:58
1	W	Druce	2	High Stick		14:32
1	P/W	Caulfield/Kordle	5/5	Fight		18:19
1	P/W	Stevens/Lalor	2/2	Rough		19:33
2	P/W	Zalapski/Hunter	2/2	Rough		9:12
2	W	Hunter	2	Hold		9:12
2	P/W	Coffey/Kyrkos	2/2	Rough		13:19
2	P/W	Caulfield/Kordle	5/10	5/10 - Ft/Misc		14:01
2	P	Longy	5	Fight		14:09
2	W	May	2/5	Inst/Fight		14:09
2	W	Tlapott	2	Hold		18:34
2	W	Bourque	2	Goaltender		20:00
3	P	Roberts	2	Hold		6:09
3	P	Bourque	2	Hook		10:47

GOALKEEPERS	MIN	SH	SV	GA	#	GOALKEEPERS	MIN	SH	SV	GA	
35 BARRASSO	20	13	11	2	39	KRIVONK	65	36	31	5	
1 YOUNG	45	22	19	3	1	LIU					
- NET EMPTY -						- NET EMPTY -					

**OUT OF TOWN SCOREBOARD**

HOME	ROAD	PER	HOME	ROAD	PER
NYB	5	NJ	2	F	
BUP	HFD		WFG	0	LA
PHI	NYJ		EDM		QUE
			CHI		STL





KING'S Pittsburgh Penguins

FREE Bill McCreary

DATE February 26, 1991

LINESMEN Ryan Bozak

GAME NO. 64

Sweda Knox

RECORD 37 - 20 - 7

ATTENDANCE 16,005—26th sellout of yr.

SCORING

PLAYERS ON ICE

SCORING BY PERIOD

#	PER	TEAM	GOAL	SCORED BY	ASSISTS	TIME	KINGS		Penguins	
							1st	2nd	3rd	OT
1	1	LA	PF	Sandstrom 35	Granato Gretzky	5:31	21	2	33	23
2	1	Pit	SH	Bourque 19		8:06	21	28	99	4
3	1	LA		Dorrally 2	Kasper	10:06	23	5	11	33
4	1	LA		Robitaille 36	Elik Taylor	14:27	20	2	6	4
5	1	LA		McIntyre 8	Miller Tonelli	14:36	27	28	44	77
6	2	LA		Granato 23	Sandstrom Gretzky	9:38	21	4	99	7
7	2	LA		Kasper 7	Gretzky	13:14	37	33	11	99
8	2	LA		Dorrally 3		16:39	37	4	11	23
9	3	LA		Tonelli 14	Taylor Robitaille	6:19	20	28	27	30
10	3	Pit		Rexchi 34	Murphy Lemieux	9:57	20	28	27	18

KINGS	1st	2nd	3rd	OT	T
	4	3	1		
Penguins	1	0	1		2

SHOTS ON GOAL

KINGS	1st	2nd	3rd	OT	T
	18	16	8		
Penguins	14	6	6		26

POWERPLAY GOALS

KINGS	1	PPG IN	4	ATTN
Penguins	0	PPG IN	2	ATTN

PENALTIES


KINGS	6	PEN	23	PIM
Penguins	8	PEN	27	PIM

NO.	KINGS	1st	2nd	3rd	OT	T	NO.	VISITORS	1st	2nd	3rd	OT	T	PER	PLAYER	TEAM	MIN.	OFFENSE	TIME	
																				2
4	Blake						9	Tanti							1	Roberts	Pit	2	Interfere	7:13
5	Watters						11	Cullen	1	1			2	1	Cullen	Pit	2	Slash	18:15	
6	Elik	2				2	12	Bourque			1		1	2	Watters	LA	2	Hook	1:17	
7	Sandstrom	2	1	1		4	15	Gillien						2	Coffey	Pit	2	Hold	6:07	
11	Kasper		1	1		2	22	Stanton						2	Sandstrom	LA	2	Hook	7:24	
18	Taylor	1	3			4	23	Hillier	3				3	3	Hillier	Pit	2	Rough	15:22	
20	Robitaille	2	1			3	24	Loney						3	Loney	Pit	5	Fight	15:22	
21	Granato	2	2	1		5	25	Stevens		2	1		3	3	Loney	Pit	10	Game misc	15:22	
23	Dorrally	2	2	2		6	28	Roberts						3	McIntyre	LA	2	Rough	15:22	
27	Tonelli	1	1			2	29	Bourque	3				3	3	Miller	LA	5	Fight	15:22	
	uchasna		1			1	33	Zalapa	1				1	3	Miller	LA	10	Game misc	15:22	
	Miller						34	Young		2	1		3	3	Stevens	Pit	2	Rough	18:18	
33	McSorley		1	1		2	1	Hrdina	3		1		4	3	Watters	LA	2	Rough	18:18	
37	Kudelski		2			2	5	Murphy			1		1							
44	McIntyre	1				1	66	Lemieux	1				1							
77	Buskas	1				1	68	Jagr					1							
99	Gretzky	3	1			4	77	Coffey	1				1							
							40	Piatrangelo												
							1	Young												
TOTAL		18	16	8		42	TOTAL		14	6	6		26							
PPG/ATT		1/3	0/1	0/1		1/4	PPG/ATT		0/0	0/2	0/0		0/2							
PEN/PIM		9/0	3/0	4/0		6/0	PEN/PIM		3/6	1/2	1/0		3/7							

NOTE: Assists added to Miller and Tonelli on 4th LA goal. . . Piatrangelo replaced Young @ 18:07 of 2nd. Dorrally (injury to Young). . . Young: 38:07, 33 shots, 2 goals (gets loss); Piatrangelo: 21:53, 9 shots, 1 goal.

LA clinches playoff spot with victory tonight





# CALGARY FLAMES

VS. PITTSBURGH PENGUINS

DATE MARCH 1, 1991

START : 7:41  
FINISH : 10:23

HOME GAME NO.	30	21	7	2	44
NHL NO.	690	ATTENDANCE 20,132 (50 #19)			

REFEREE: DENNIS MORSE  
LINESMEN: GORD BROSSE  
MUSA CELIK

PERIOD	TIME	TEAM	SCORER	ASSIST	REF	PLAYERS ON ICE
1	4:34	CAL	FEWELL	GILMORE, MACKENZIE	✓	H 2-2 (H) 25-29 V 25-25-11-25-29
2	5:45	CAL	MAHAROV	NIRAMWONGKORN, ROBERTS	✓	H 4-20-10-25-29 V 25-27-29-29-29
3	19:47	PIT	CHURCH	YOUNG, STANLEY	✓	H 2-2-14-25-29 V 25-27-11-25-29
4	5:30	PIT	LEHMAN	JAGG, REICHEL	✓	H 6-20-10-25 V 25-27-9-25-29
5	6:27	CAL	REICHEL	SUNDB	✓	H 4-20-19-25-27 V 25-23-16-19-24
6	6:55	CAL	MAHAROV	ROBERTS, MUSIL	✓	H 2-2-10-25-29 V 25-25-25-25-29
7	4:48	CAL	H. HUNTER	REICHEL	✓	H 6-29-14-25-29 V 25-27-11-25-29
8	7:01	CAL	FEWELL	MACKENZIE, REICHEL	✓	H 4-20 (H) 25-27 V 25-27-24-25-29
9						H V
10						H V
11						H V
12						H V
13						H V
14						H V
15						H V

### RECAP

GOALS BY PERIOD	1	2	3	OT	T
FLAMES	2	2	2		6
PENGUINS	1	1	0		2

SHOTS ON GOAL	1	2	3	OT	T
FLAMES		7	18	16	41
PENGUINS	11	5	7		23

POWER PLAY GOALS	PPG IN	ATTEMPTS
FLAMES	0	4
PENGUINS	1	5

PENALTIES	NO.	MIN
FLAMES	6	12
PENGUINS	5	10

- \*\*\* THREE STARS \*\*\*
- THEODORE FLEURY
  - ROBERT REICHEL
  - SERGEI MAHAROV
- DOUG BARKNEY - GM CFB

#	FLAMES	SHOTS					#	PENGUINS	SHOTS					
		1	2	3	OT	T			1	2	3	OT	T	
81	WANSLEY	2	0	0	0	2	35	SABONIK	0	0	0	0	0	0
2	MACKENZIE	2	0	0	0	2	22	STANLEY	0	0	0	0	0	
3	MUSIL	1	0	0	0	1	27	CHURCH	1	1	0	0	2	
25	NIRAMWONGKORN	1	0	0	0	1	19	TRACHTER	1	0	0	0	1	
10	ROBERTS	1	3	2	0	6	24	LEHMAN	0	0	0	0	0	
12	MAHAROV	1	1	0	0	2	16	LEHMAN	1	1	0	0	2	
4	KYTE	1	0	0	0	1	2	REICHEL	1	1	0	0	2	
6	NATTANAH	1	0	0	0	1	11	CHURCH	1	1	0	0	2	
14	FLEURY	1	1	1	0	3	18	EMERY	1	1	1	0	3	
23	REICHEL	1	0	0	0	1	16	COLEMAN	1	0	0	0	1	
25	SUNDB	1	1	0	0	2	25	HULL	1	0	0	0	1	
27	H. HUNTER	3	1	0	0	4	28	ROBERTS	1	0	0	0	1	
29	MATTEAU	1	0	0	0	1	29	REICHEL	1	1	0	0	2	
30	REICHEL	1	2	2	0	5	33	ZALAZSKI	1	1	0	0	2	
31	MACKENZIE	1	0	0	0	1	34	YOUNG	1	0	0	0	1	
33	ORTO	1	0	0	0	1	35	MURPHY	1	0	0	0	1	
34	MAHAROV	1	0	0	0	1	36	JAGG	1	1	0	0	2	
37	GILMORE	1	1	0	0	2	38	MATTEAU	1	0	0	0	1	
38	VERON	1	0	0	0	1	39	MATTEAU	1	0	0	0	1	
TOTALS		7	18	6	0	41		11	5	7	0	0	23	

PERIOD	TEAM	PLAYER	MIN	OFFENSE	TIME
1	PIT	CHURCH	2	HI-STICK	5:06
	CAL	ORTO	2	HI-STICK	5:06
	CAL	REICHEL	2	CROSS-CHECK	6:16
	PIT	MURPHY	2	HOLD	10:31
	CAL	MACKENZIE	2	HI-STICK	14:21
2	CAL	MAHAROV	2	HI-STICK	2:18
	PIT	REICHEL	2	HOLD	16:53
3	PIT	JAGG	2	HI-STICK	2:11
	CAL	FEWELL	2	TRIP	8:22
	CAL	MACKENZIE	2	CROSS-CHECK	9:08
	PIT	LEHMAN	2	HOLD	13:19

NOTES: 7 18 6 41 11 5 7 23

3/16 1/2 2/4 2/4 1/2 2/4  
0/1 0/1 0/2 0/2 1/2 0/2





LOS ANGELES KINGS - 2  
 VS. PITTSBURGH PENGUINS - 3  
 DATE MARCH 7, 1991  
 FINAL

GAME NO.	W	L	T	POINTS
68	34	30	4	72
HOME GAME NO.	W	L	T	POINTS
35	23	11	1	47
NHL NO.	ATTENDANCE			
719	16,164 (SEALOOF)			

REFEREE ROB SHICK  
 LINESMEN BOB HODGES  
PIERRE CHAMPOUX

GOAL #	PERIOD	TIME	TEAM	SCORED BY	ASSISTS	E	P	S	PLAYERS ON ICE
1	1	15:16	LOS	38 GRETZKY	UNASSISTED	✓			H 5-8-9-22-29 V 7-21-28-77-89
2	1	16:56	P4H	19 ERREY	LEMIEUX TAGLIANETTI	✓			H (12)-25-32-66-77 V 19-27-33-44-47
3	1	17:37	P4H	30 STEVENS	LEMIEUX ERREY	✓			H 12-(25)-32-66-77 V 11-19-23-33-37
4	1	18:42	LOS	26 GRANATO	SANDSTROM GRETZKY	✓			H 19-23-32-34 V 4-7-(21)-28-99
5	2			NO SCORING					H V
6	3	3:16	P4H	31 STEVENS	COFFEY YOUNG		✓		H 9-(25)-34-66-77 V 11-19-33-37
7									H V
8									H V
9									H V
10									H V
11									H V
12									H V
13									H V
14									H V
15									H V

RECAP					
GOALS BY PERIOD	1	2	3	OT	T
PITTSBURGH	2	0	1		3
LOS ANGELES	2	0	0		2

SHOTS ON GOAL	1	2	3	OT	T
PITTSBURGH	9	3	6		28
LOS ANGELES	13	8	15		36

POWER PLAY GOALS	PPG IN	ATTEMPTS
PITTSBURGH	1	6
LOS ANGELES	1	5

PENALTIES	NO.	PIM
PITTSBURGH	7	14
LOS ANGELES	8	16

- ★★★ THREE STARS ★★★
- STEVENS - P4H
  - BARRASSO - P4H
  - LEMIEUX - P4H

#	PITTSBURGH						+	#	LOS ANGELES						+
	1	2	3	OT	T	1			2	3	OT	T			
35	BARRASSO	1	8	15		34		32	HRUDEY	7	3	5		25	
40	PITRANKIIO							36	BERTHAUME						
3	JENNINGS					0	2	BENNING	1	1			2	0	
5	SAMUELSSON		1			1	4	BLAKE			3		3	0	
8	RECCHI		1			1	6	ELIK		1			2	0	
11	FRANCIS	1				1	7	SANDSTROM	3	1	2		6	1	
12	ERREY	2	1			3	11	KASPER	2	1			3	1	
15	GILHEN					0	18	TAYLOR						0	
19	TROTTIER	1				1	0	19	ROBINSON					2	
22	STANTON					-1	20	ROBITAILLE			1		1	0	
23	HILLIER					0	21	GRANATO	1	3			4	1	
24	LONEY					0	23	DONAISILY	1	1			2	-1	
25	STEVENS	1	1	1		3	2	27	TONELLI					-1	
29	BOURQUE		1			1	-1	28	DUCHESNE	1	2		3	1	
32	TAGLIANETTI	1				1	2	33	MCSORLEY	2	1		3	2	
34	YOUNG	1	1			2	0	37	KODELSKI	1	2	1	4	-1	
38	HRDINA	1				1	0	44	MCINTYRE					-1	
60	LEMIEUX	2	1	1		4	2	47	JONES					-1	
70	JAGR		2	1		3	0	77	BUSKAS		1		1	1	
77	COFFEY		5	1		6		99	GRETZKY	1	1		2	1	

PENALTIES						
PER	TEAM	PLAYER	MIN.	OFFENSE	TIME	
1	LOS	BUSKAS	2	TRIPPING	4:36	
1	LOS	GRANATO	2	ROUGHING	7:12	
1	P4H	SAMUELSSON	2	HOLDING	7:12	
1	P4H	SAMUELSSON	2	ROUGHING	7:12	
1	LOS	BUSKAS	2	HIGHSTICKING	12:30	
1	P4H	SAMUELSSON	2	INTERFERENCE	18:03	
2	LOS	GRANATO	2	ROUGHING	1:56	
2	LOS	JONES	2	HOLDING	9:33	
2	LOS	SANDSTROM	2	ROUGHING	14:13	
2	P4H	RECCHI	2	ROUGHING	14:13	
2	LOS	GRETZKY	2	UNSPORTSMAN COND.	14:13	
3	LOS	SANDSTROM	2	HOOKING	1:24	
3	P4H	JENNINGS	2	HOOKING	3:25	
3	P4H	TAGLIANETTI	2	TRIPPING	9:12	
3	P4H	JENNINGS	2	INTERFERENCE	12:56	

PENGUINS EXTEND HOME WINNING STREAK TO 11 GAMES - LONGEST IN THE NHL THIS SEASON



# HARTFORD WHALERS

Game No.	W	L	T	Points
69	28	32	9	65
Home Game No.	W	L	T	Points
35	16	15	4	36
NHL Game No.	Attendance			
725	15,635			

VS. **PITTSBURGH PENGUINS**

DATE Saturday, March 9, 1991

START 7:35 END 12:05 LOG. 2:26

REFEREE Zed HOGGARTH  
 LINESMEN Zed ASSELSTINE  
KEVIN COLLINS

RECAP

Goals	1	2	3	OT	T
PENGUINS	3	0	2		5
HARTFORD WHALERS	1	0	1		2
Shots On Goal	1	2	3	OT	T
PENGUINS	12	9	11		32
HARTFORD WHALERS	10	3	12		25
POWER PLAYS	G	ATT	MINS		
PENGUINS	0	2	2:21		
HARTFORD WHALERS	0	6	10:21		
PENALTIES	NO.	MIN	MAJ	MIS	PIM
PENGUINS	10	10	-	-	20
HARTFORD WHALERS	7	6	-	1	22

... THREE STARS ...

1. KEVIN STEVENS
2. SCOTT YOUNG
3. ULF SAMUELSSON

Goal No.	Per-iod	Time	Team	Scored By	Assists	E	P	S	Players On Ice
1	1	1:29	PIT	LEMIEUX <sup>11</sup>	STEVENS				H 3-21 17-26-34 V 25-32 12-25-46
2	1	4:03	HART	HUNTER <sup>11</sup>	- UNK -				H 32-45 17-26-34 V 5-22 9-8-15
3	1	5:19	PIT	JAGR <sup>22</sup>	HRDINA BARRASSO				H 27-29 4-15-16 V 28-32 25-32-63
4	1	11:25	PIT	YOUNG <sup>15</sup>	TROTTER LONEY				H 21-25 4-15-16 V 3-23 19-24-34
5	3	13:33	PIT	RECCHI <sup>36</sup>	FRANCIS BOURQUE				H 3-32 7-11-24 V 29-28 8-9-15
6	3	13:55	PIT	STEVENS <sup>32</sup>	LEMIEUX ERREY				H 27-45 17-26-34 V 29-32 12-25-46
7	3	19:07	HART	CULLEN <sup>32</sup>	VERBECK				H 27-29 4-15-16 V 3-23 7-9-15
8									H
9									V
10									H
11									V
12									H
13									V
14									H
15									V

Lead Time: Hartford;

Visitor:

Score Tied:

#	W HARTFORD WHALERS	SHOTS					+	#	PENGUINS	SHOTS					+
		1	2	3	OT	T				1	2	3	OT	T	
35	WHITMORE	9	9	9				36	BARRASSO	9	3	11			
49	McKay	/	/	/				40	PETRANGOLO	/	/	/			
3	BALASKI			2	2	-2	3	JENNINGS							
21	COTE	2					5	SAMUELSSON					-1		
27	HOUDA						-1	22	STANTON	1				-1	
29	LADOUCEUR						-1	23	HILLIER	1				-1	
32	SHAW			1		1	3	ROBERTS	1					1	
46	STEVENS						3	TAGLIAVETTI						3	
4	BROWN						1	8	RECCHI		2			3	
7	QUINCYWORTH						-1	9	FRANCIS					-1	
11	DINEEN			2	2	-1	12	ERREY	2	1				3	
12	EWASON			3		3	15	GILLEN	1	2				3	
15	CULLEN	1		2		3	-1	15	TROTTER	1	2			3	
11	VERBECK	1	1	1		3	-2	24	LONEY	1	1			2	
11	ZYGIER	1				1	-1	24	STEVENS	2	3			5	
11	HR	2	1			3		25	BOURQUE					4	
11	HOLLIS			1		1	-1	34	YOUNG	2	3			5	
26	HUNTER	1	1			2	-1	38	HRDINA					4	
28	TOMLAK	1				1	1	66	LEMIEUX	1	1			2	
34	ANDERSSON	1				1		68	JAGR	1	1			3	

NOTES

---



---



---



---



---



---



---



---



---



---



---



---



---



---



---



---



---



---



---



---



---



---

PENALTIES					
Per.	Team	Player	Min	Offense	Time MA
1	HART	VERBECK	2	TRIP	8:27 H
1	PIT	TROTTER	2	HOOK	14:46 H
1	HART	BROWN	10	MISCONDUCT	20:00
2	PIT	BOURQUE	2	ROUGH	3:14
2	HART	DINEEN	2	ROUGH	/
2	HART	HUNTER	2	SCAM	3:43 P
2	PIT	LEMIEUX	2	HOOKS	4:04 H
2	PIT	SAMUELSSON	2	ROUGH	6:25 H
2	PIT	FRANCIS	2	HOOKS	8:41 H
2	HART	HRDINA	2	TRIP	16:53
2	HART	EWASON	2	ROUGH	/
3	PIT	STEVENS	2	HIGH STICK	4:23 H
3	PIT	STEVENS	2	HIGH STICK	/ H
3	PIT	TAGLIAVETTI	2	ROUGH	11:05
3	PIT	STEVENS	2	ROUGH	/
3	HART	LADOUCEUR	2	ROUGH	/
3	HART	HUNTER	2	ROUGH	/



PITTSBURGH PENGUINS  
AT:  
NEW YORK ISLANDERS

NASSAU VETERANS  
MEMORIAL COLISEUM  
UNIONDALE, NY

DATE March 10, 1991

REFEREE: BILL MCCREARY  
LINESMEN: SHANE HEYER  
BRIAN MURPHY

ST TIME 5:00 END TIME: LOU OF ON:

GAME #	73	W23	L38	T 9	PTS 55
HOME #		W14	L16	T 6	PTS 33
NHL #		ATTEN: 11,807			

PER	NO	TIME	TM	SCORED BY	ASSISTS	T	PLAYERS ON ICE
1	1-0	4:41	I	Tucker	Rampage	E	11-12-13-14-15-16-17-18-19-20-21-22-23-24-25-26-27-28-29-30-31-32-33-34-35-36-37-38-39-40-41-42-43-44-45-46-47-48-49-50-51-52-53-54-55-56-57-58-59-60-61-62-63-64-65-66-67-68-69-70-71-72-73-74-75-76-77-78-79-80-81-82-83-84-85-86-87-88-89-90-91-92-93-94-95-96-97-98-99-100
1	1-1	11:04	P	Loney	Francis-Reschi	E	11-12-13-14-15-16-17-18-19-20-21-22-23-24-25-26-27-28-29-30-31-32-33-34-35-36-37-38-39-40-41-42-43-44-45-46-47-48-49-50-51-52-53-54-55-56-57-58-59-60-61-62-63-64-65-66-67-68-69-70-71-72-73-74-75-76-77-78-79-80-81-82-83-84-85-86-87-88-89-90-91-92-93-94-95-96-97-98-99-100
2	1-2	9:04	P	Taglianetti	Eric Roberts	E	11-12-13-14-15-16-17-18-19-20-21-22-23-24-25-26-27-28-29-30-31-32-33-34-35-36-37-38-39-40-41-42-43-44-45-46-47-48-49-50-51-52-53-54-55-56-57-58-59-60-61-62-63-64-65-66-67-68-69-70-71-72-73-74-75-76-77-78-79-80-81-82-83-84-85-86-87-88-89-90-91-92-93-94-95-96-97-98-99-100
2	2-2	10:51	I	McDonough	Tue	E	11-12-13-14-15-16-17-18-19-20-21-22-23-24-25-26-27-28-29-30-31-32-33-34-35-36-37-38-39-40-41-42-43-44-45-46-47-48-49-50-51-52-53-54-55-56-57-58-59-60-61-62-63-64-65-66-67-68-69-70-71-72-73-74-75-76-77-78-79-80-81-82-83-84-85-86-87-88-89-90-91-92-93-94-95-96-97-98-99-100
3	3-2	6:32	I	Tucker	Nylund-Latendresse	P	11-12-13-14-15-16-17-18-19-20-21-22-23-24-25-26-27-28-29-30-31-32-33-34-35-36-37-38-39-40-41-42-43-44-45-46-47-48-49-50-51-52-53-54-55-56-57-58-59-60-61-62-63-64-65-66-67-68-69-70-71-72-73-74-75-76-77-78-79-80-81-82-83-84-85-86-87-88-89-90-91-92-93-94-95-96-97-98-99-100
3	3-3	14:42	P	Taglianetti	Loney-Jagr	E	11-12-13-14-15-16-17-18-19-20-21-22-23-24-25-26-27-28-29-30-31-32-33-34-35-36-37-38-39-40-41-42-43-44-45-46-47-48-49-50-51-52-53-54-55-56-57-58-59-60-61-62-63-64-65-66-67-68-69-70-71-72-73-74-75-76-77-78-79-80-81-82-83-84-85-86-87-88-89-90-91-92-93-94-95-96-97-98-99-100
3	3-4	15:14	P	Reschi	Bourque	E	11-12-13-14-15-16-17-18-19-20-21-22-23-24-25-26-27-28-29-30-31-32-33-34-35-36-37-38-39-40-41-42-43-44-45-46-47-48-49-50-51-52-53-54-55-56-57-58-59-60-61-62-63-64-65-66-67-68-69-70-71-72-73-74-75-76-77-78-79-80-81-82-83-84-85-86-87-88-89-90-91-92-93-94-95-96-97-98-99-100

Final

RECAP

GOALS BY PERIOD	1	2	3	OT	FINAL
PIT	1	1	2		4
ISLANDERS	1	1	1		3

SHOTS ON GOAL	1	2	3	OT	FINAL
PIT	12	7	12		32
ISLANDERS	7	9	10		26

PWR PLAY	TIME	PPG	IN	ATT	MPTS
PIT	1	0	0	0	0
ISLES	1	0	0	0	0

PENALTIES	PPM	PIM
PIT	4	16
ISLANDERS	1	5

#	ISLES	SHOTS & A/G				#	PENGUINS	SHOTS & A/G				P TEAM	PLAYER	MIN	PENALTY	TIME	PPM
		G	A	T	+			G	A	T	+						
1	Hockett	GOALIE				1	Carrasco	GOALIE				1	Pit Loney	2	Blocked	19:51	1
2	Chynoweth					2	Sundstrom					1	Pit Miller	2	Blocked	11:28	1
4	Bar					3	Reschi					1	NYL Rampage	2	Holding	14:58	1
7	...					4	Francis					2	Pit Miller	2	Holding	08:23	1
16	Lampson					5	Stauben					2	Pit Sundstrom	2	Holding	02:07	1
26	Sullivan					6	Young					3	NYL Satter	2	Holding	17:08	1
6	McDon					7	Jennings					3	NYL Vakata	2	Trouble	30:21	1
3	Chyzowski					8	Eric					2	Pit Sundstrom	2	Trouble	07:18	1
12	Wilhelm					9	Gilman					3	NYL Reschi	2	Goalie	11:57	1
14	Eisengard					10	Trottier					3	NYL Hockie	2	Blocked	01:11	1
17	Ladd					11	Leach					3	Pit Reschi	2	Blocked	01:15	1
21	Satter					12	Willier					3					
24	Rampage					13	Loney					3					
25	Vakata					14	Stauben					3					
27	King					15	Roberts					3					
29	Reschi					16	Bourque					3					
32	Loney					17	Taglianetti					3					
13	Ferraro					18	Lechick					3					
39	McDonough					19	Jagr					3					
4	GOALKEEPER	MIN	SH	SV	GA	4	GOALKEEPER	MIN	SH	SV	GA						
1	Hockett	31	5	14	0	5	Carrasco	60	21	12	0						
35	Healy					6	Bertramelo										
	EMPTY NET						EMPTY NET										

NOTES: Hockett off at 19:15 4th period

- THREE STARS
- John Tucker
  - Peter Taglianetti
  - Mark Reschi



MONTREAL CANADIENS - 4  
 VS. PITTSBURGH PENGUINS - 4  
 DATE MARCH 12, 1991  
 FINAL

GAME NO.	W	L	T	POINTS
71	36	30	5	77
HOME GAME NO.	W	L	T	POINTS
36	23	11	2	48
NIHL NO.	ATTENDANCE			
742	16,164 (SELLOUT)			

REFEREE KERRY FRASER  
 LINESMEN JERRY PATEMAN  
RAY SCAPINELLO

GOAL #	PER- IOD	TIME	TEAM	SCORED BY	ASSISTS	E	P	S	PLAYERS ON ICE
1	1	4:58	P4H	12 LEMIEX	STEVENS TAGLIANETTI	✓			H 5-12-25-32 (66) V 6-9-21-28-35
2	1	11:10	MON	5 LEFEBVRE	COURTNALL CARBONNEAU		✓		H 15-22-28-34 V (3)-6-21-28-35
3	1	16:48	MON	25 SAVARD	KEANE GILCHRIST	✓			H 5-8-23-66-68 V 12-(18)-24-25-41
4	2	1:40	MON	26 SAVARD	GILCHRIST DAIGNEAULT	✓			H 5-8-9-22-29 V 8-12-(18)-41-48
5	2	10:19	P4H	4 LONEY	TROTTIER JAGR	✓			H 5-19-22-(24)-68 V 3-27-28-44-47
6	2	13:45	MON	21 MCPHEE	SVOBODA KEANE	✓			H 3-25-29-32-66 V 12-18-24-25 (35)
7	2	15:48	P4H	1 LEACH	STANTON	✓			H 5-15-(20)-22-34 V 3-27-28-44-47
8	2	18:42	P4H	33 STEVENS	FRANCIS ROBERTS	✓			H 9-(25)-28-29-32 V 6-21-24-25-35
9	3			NO SCORING					H V
10	OT			NO SCORING					H V
11									H V
12									H V
13									H V
14									H V
15									H V

RECAP					
GOALS BY PERIOD	1	2	3	OT	T
PITTSBURGH	1	3	0	0	4
MONTREAL	2	2	0	0	4

SHOTS ON GOAL	1	2	3	OT	T
PITTSBURGH	5	3	1	0	29
MONTREAL	15	9	8	5	37

POWER PLAY GOALS	PPG IN	ATTEMPTS
PITTSBURGH	0	2
MONTREAL	1	2

PENALTIES	NO.	PIM
PITTSBURGH	6	12
MONTREAL	6	12

*** THREE STARS ***
1. SAVARD - MON
2. JAGR - P4H
3. LEMIEUX - P4H

#	TEAM	SHOTS					+-	#	TEAM	SHOTS					+-
		1	2	3	OT	T				1	2	3	OT	T	
	PITTSBURGH	1	2	3	OT	T		MONTREAL	1	2	3	OT	T		
35	BARRASSO	1	3	7	8	5	33	33	ROY	4	10	11	0	25	
40	PIETRANGULO							40	RACICOT						
3	JENNINGS			1		1	-1	3	LEFEBVRE	1				1	-2
5	SAMUELSSON			1		1	1	6	COURTNALL	1	3	2	1	7	-2
8	RECCHI	1	1			2	-2	8	SCHNEIDER	2	1			3	0
	FRANCIS			1		1	0	12	KEANE				1	1	3
	PREY		2			2	1	15	CASSELS						0
15	GILHEN	1				1	1	18	SAVARD	1	1			2	3
19	TROTTIER							21	CARBONNEAU	4		1		5	-2
20	LEACH		2			2	1	24	ODELEIN						1
22	STANTON							25	SVOBODA	1				1	1
23	HILLIER						-1	27	CORSON			1	1	2	-2
24	LONEY		2	2		4	1	28	DESTARDINS	3		2		5	-3
25	STEVENS		2	1		3	1	31	CHORSKE						0
28	ROBERTS							35	MCPHEE	1				1	1
29	BOURQUE			1		1	-1	39	SKRUDLAND						0
32	TAGLIANETTI							41	GILCHRIST	1		1		2	2
34	YOUNG		1	1		2	1	44	RICHER	1	1	1		3	-2
66	LEMIEX	1	3	3		7	-1	47	LEBEAU	1		2	3	-2	
68	JAGR	1		1		2	0	48	DAIGNEAULT	1			1	1	

PENALTIES					
PER	TEAM	PLAYER	MIN	OFFENSE	TIME
1	P4H	SAMUELSSON	2	ROUGHING	1:16
1	P4H	SAMUELSSON	2	ROUGHING	9:20
1	MON	DAIGNEAULT	2	HOLDING	14:26
2	MON	SKRUDLAND	2	TRIPPING	4:22
2	MON	CHORSKE	2	CHARGING	11:21
2	P4H	STANTON	2	ROUGHING	11:21
2	MON	GILCHRIST	2	ROUGHING	20:00
2	P4H	RECCHI	2	ROUGHING	20:00
3	MON	SAVARD	2	SLASHING	8:04
3	P4H	JENNINGS	2	CROSS CHECKING	8:04
3	MON	SVOBODA	2	UNSPORTSMAN COND	8:04
3	P4H	STEVENS	2	UNSPORTSMAN COND	8:04





QUEBEC NORDIQUES  
VS. PITTSBURGH PENGUINS  
DATE MARCH 16, 1991  
FINAL

GAME NO.	W	L	T	POINTS
72	37	30	5	79
HOME GAME NO.	W	L	T	POINTS
37	24	11	2	50
NHL NO.	ATTENDANCE			
762	16,164 (SELLOUT)			

REFEREE MIKE McGEOUGH  
LINESMEN JERRY PATEMAN  
BOB HODGES

GOAL #	PERIOD	TIME	TEAM	SCORED BY	ASSISTS	E	P	S	PLAYERS ON ICE
1	1	2:56	PHH	LONEY <sup>5</sup>	TROTTIER JENNINGS	✓			H 3-19-24-55-68 V 5-13-22-27-40
2	1	6:51	PHH	TROTTIER <sup>7</sup>	JAGR BARRASSO	✓			H 5-19-22-24-68 V 6-13-22-29-40
3	2	1:28	QUE	PEARSON <sup>7</sup>			P	S	H V
4	2	5:46	PHH	RECCHI <sup>38</sup>	STEVENS MURPHY		✓		H 25-55-66-77 V 6-18-19-27
5	2	7:26	QUE	PEARSON <sup>8</sup>	SAKIC NOLAN	✓			H 3-9-25-34-55 V 5-11-19-22-27
6	2	15:39	PHH	RECCHI <sup>39</sup>	STEVENS MURPHY		✓		H 25-55-66-77 V 6-19-20-29
7	3	7:31	PHH	JAGR <sup>23</sup>	STANTON SAMUELSSON	✓			H 19-22-24-68-77 V 5-11-18-19-27
8	3	8:04	QUE	SUNDIN <sup>21</sup>	MORIN	✓			H 19-24-32-68-77 V 6-13-25-37-40
9	3	17:59	PHH	TROTTIER <sup>8</sup>	YOUNG SAMUELSSON		✓		H 5-19-32-34 V 13-19-25-27-58
10									H V
11									H V
12									H V
13									H V
14									H V
15									H V

RECAP					
GOALS BY PERIOD	1	2	3	OT	T
PITTSBURGH	2	2	2		6
QUEBEC	0	2	1		3

SHOTS ON GOAL					
	1	2	3	OT	T
PITTSBURGH	20	12	10		42
QUEBEC	8	5	10		23

POWER PLAY GOALS		PPG IN	ATTEMPTS
PITTSBURGH	2		4
QUEBEC	0		1

PENALTIES		NO.	PIM
PITTSBURGH	6		21
QUEBEC	9		27

- \*\*\* THREE STARS \*\*\*
- RECCHI - PHH
  - JAGR - PHH
  - TROTTIER - PHH

#	PITTSBURGH					SHOTS	P	S	#	QUEBEC					
	1	2	3	OT	T					1	2	3	OT	T	
35	BARRASSO	8	3	9		20			1	TUGNUTT	18	10	8		36
40	PIETRANARO								32	CLOUTIER					
3	JENNINGS						0	5	5	GUSAROV		1	1	-1	
5	SAMUELSSON						2	6	6	NOLANIN	1	1	2	0	
8	RECCHI	2	3			5	0	10	10	LAFLEUR		1	1	0	
9	FRANCIS	1	2			3	-1	11	11	NOLAN	1	1	2	0	
1	EDERSON						0	13	13	SUNDIN	2	2	2	6	
12	ERREY	1	2			3	0	14	14	RAGLAN				0	
19	TROTTIER	1	1			2	3	15	15	TWIST		1	1	0	
20	LEACH	1	1			2	0	18	18	HOUGH		1	1	-1	
22	STANTON	2				2	2	19	19	SAKIC	1	1	2	-1	
24	LONEY	2				2	2	20	20	MCCNEILL	1		1	0	
25	STEVENS	3	1			4	-1	21	21	SANIPASS				0	
29	BOURQUE	1				1	0	22	22	PEARSON	2	2	4	0	
32	TAGLIANETTI		1			1	0	25	25	MORIN	1		1	0	
34	YOUNG	6	1	2		9	0	27	27	VELLSCHER	1		1	-2	
55	MURPHY	2				2	0	29	29	FINN				-1	
61	LEMIEUX	1	1			2	0	37	37	ANDERSON				1	
62	JAGR	1	1			2	2	40	40	HRKAC				-1	
77	COFFEY	1	1			2	0	58	58	DOYON				-1	

PENALTIES					
PER	TEAM	PLAYER	MIN	OFFENSE	TIME
1	QUE	SANIPASS	5	FIGHTING	12:48
1	PHH	JENNINGS	5	FIGHTING	12:48
1	QUE	HOUGH	2	HOOKING	13:56
2	QUE	GUSAROV	2	HOOKING	5:25
2	QUE	NOLAN	5	FIGHTING	14:15
2	PHH	LONEY	5	FIGHTING	14:15
2	QUE	VELLSCHER	2	HOLDING	15:09
2	QUE	FINN	2	ROUGHING	17:52
2	PHH	BOURQUE	2	ROUGHING	17:52
3	QUE	RAGLAN	2	ROUGHING	6:35
3	PHH	JENNINGS	2	ROUGHING	6:35
3	QUE	SANIPASS	2	ROUGHING	14:22
3	PHH	STANTON	2	HOLDING	16:08
3	QUE	RAGLAN	5	FIGHTING	19:29
3	PHH	JENNINGS	5	FIGHTING	19:29

PENALTY SHOT AWARDED TO PEARSON AT 1:28 OF THE 2<sup>ND</sup> AGAINST BARRASSO - GOAL.

PENS EXTEND HOME UNBEATEN STREAK TO 13 GAMES.  
ALSO UNBEATEN IN THEIR LAST 6 OVERALL

Pittsburgh 2 2 0-4  
 N.Y. Rangers 1 1 0-2

First Period—1, New York, Janssens 9:  
 :54. 2, Pittsburgh, Stevens 34 (Coffey,  
 Recchi), 6:43 (pp). 3, Pittsburgh, Le-  
 mieux 13 (Recchi, Errey), 18:02. Penalties—Samuelsson, Pit (cross-checking),  
 :33; Kocur, NY (roughing), :33; Cauffield,  
 Pit (interference), 2:40; Cauffield, Pit,  
 major (fighting), 4:53; Kocur, NY, major  
 (fighting), 4:53; Moller, NY (cross-  
 check-ing), 5:18; Mallette, NY (slash-  
 ing), 9:28; Loney, Pit (roughing), 12:42;  
 King, NY (roughing), 12:42; Samuelsson,  
 Pit (roughing), 15:14; Gartner, NY  
 (rough-ing), 15:14.

Second Period—4, New York, Gartner  
 42 (Leech), 5:40 (pp). 5, Pittsburgh, Ste-  
 vens 35 (Coffey, Lemieux), 15:20 (pp). 6,  
 Pittsburgh, Lemieux 14 (Stevens,  
 Recchi), 19:57 (pp). Penalties—Mallette,  
 NY (charging), :12; Trottier, Pit  
 (hooking), 4:20; Cauffield, Pit (cross-  
 checking), 6:54; Horava, NY (holding),  
 14:57; Kocur, NY, major-game miscond-  
 uct (spearing), 17:37.

Third Period—None. Penalties—Trot-  
 tier, Pit (holding), 3:05; Jager, Pit (hold-  
 ing), 9:21; Errey, Pit (roughing), 10:40;  
 Turcotte, NY (roughing), 10:40; Pitts-  
 burgh bench, served by Loney (too  
 many men), 15:54.

Shots on goal—Pittsburgh 12-12-6—30.  
 New York 9-9-8—26.

Power-play Opportunities—Pittsburgh  
 3 of 6; New York 1 of 6.

Goalies—Pittsburgh, Barrasso, 25-14-2  
 (26 shots-24 saves). New York, Richter,  
 19-11-6 (30-26).

A—NA.

Referee—Roh Hoggarth. Linesmen—  
 Dan McCourt, Kevin Collins.


PITTSBURGH PENGUINS	SHOTS					#	RANGERS	SHOTS					
	1	2	3	OT	T			1	2	3	OT	T	+/-
BENNINGS	1				1	+1	2	LEETCH				1	+1
SAMUELSSON					0	E	6	HORAVA	1	1		1	E
STANTON	1				1	E	4	HARDY	1	1		2	-1
MOLLER					0	-1	18	IRELLA	1			1	E
MURPHY	2				2	+1	2	MOLLER		2		2	-1
ERREY			1		1	-1	27	SHAW		1		1	+1
RECCHI	2				2	E	8	TURCOTTE	2	1		3	E
FRANCIS	1				1	E	9	NICHOLLS	2	1		3	E
ERREY			1		1	E	11	KISLO	1	1		2	E
WILKEN			1		1	E	12	KING		1		1	E
CAUFFIELD					0	E	15	JANSSSENS	1			1	E
TROTTIER					0	E	16	MALLETTE	1	1		2	E
LONEY	1	2			3	E	19	MILLEN		1		1	E
STEVENS	5	2			7	E	20	ERIXON				0	E
TURQUE	1	1			2	E	21	HULL		1		1	+1
LEUNG	1	1	3		5	E	22	GARTNER	2	1		3	E
LEMIEUX	2	1			3	E	25	GRODNIK		1		1	E
JAGER					0	E	26	KOCUR				0	-1
BARRASSO							37	NANJESSBROUCK					
FRANGELLO							38	RICHTER					

PENALTIES					
PER	TEAM	PLAYER	MIN	OFFENSE	TIME
1	NY	KOCUR	2	ROUGHING	1:33
1	PIT	SAMUELSSON	2	CROSSCHECKING	1:33
1	PIT	CAUFFIELD	2	INTERFERENCE	2:40
1	PIT	CAUFFIELD	6	FIGHTING	4:53
1	NY	KOCUR	5	FIGHTING	4:53
1	NY	MOLLER	5	CROSSCHECKING	5:18
1	NY	MALLETTE	2	SLASHING	9:28
1	NY	KING	2	ROUGHING	12:42
1	PIT	LONEY	2	ROUGHING	12:42
1	PIT	SAMUELSSON	2	ROUGHING	15:14
1	NY	GARTNER	2	ROUGHING	15:14
2	NY	MALLETTE	2	CHARGING	:12
2	PIT	TROTTIER	4	HOKING	4:20
2	PIT	CAUFFIELD	2	CROSSCHECKING	6:54
2	NY	HORAVA	14	HOLDING	14:57
2	NY	KOCUR	17	MAJOR MISCONDUCT	17:37
3	PIT	TROTTIER	2	HOLDING	3:05
3	PIT	JAGER	2	HOLDING	9:21
3	PIT	ERREY	2	ROUGHING	10:40
3	NY	TURCOTTE	2	ROUGHING	10:40
3	PIT	BENCH MINOR	2	TOO MANY MEN	15:54
		(LONEY SERVED PENALTY)			

ERIAN LEETCH'S ASSIST, ON MIKE GARTNER'S POWER PLAY GOAL AT  
 E SECOND PERIOD, WAS HIS 66<sup>TH</sup> OF THE SEASON - BREAKING  
 ROBERTS' (1981-82) RANGERS SINGLE SEASON RECORD. THAT POINT  
 TIED A RANGERS TEAM RECORD FOR POINTS BY A DEFENSEMAN IN A  
 ON (82), SET BY BRAD PARK IN 1973-74.

RICHTER LEFT THE ICE FOR AN EXTRA SKATER AT 19:03 OF  
 THIRD PERIOD.

62-0  
 20-10  
 40-10

# OFFICIAL SCORESHEET

## NEW JERSEY DEVILS

VS. PITTSBURGH PENGUINS

GAME NO.	W.	L.	T.	POINTS
74	30	31	12	72
HOME GAME NO.	W.	L.	T.	POINTS
38	21	9	7	49
NHL NO.	ATTENDANCE			
778	12,159			

DATE MARCH 19, 1991

REFEREE MARK FAUCETTE

LINESMEN DAN McCOURT

JERRY PATEMAN

GOAL JUDGES TOM SEGRETO/VIN GODLESKI

START TIME: 7:48

END TIME: 10:29

P	D-V	TIME	TEAM	SCORED BY	ASSISTS	PLAYERS ON ICE
1	1-0	4:17	NJ	ALBELIN <sup>2</sup>		D 3-6-8-24-26 V 32-77-9-25-34
1	1-1	12:17	PIT	JAGR <sup>24</sup>	COFFEY	D 5-23-8-24-26 V 32-77-9-24-68
1	1-2	14:20	PIT	SAMUELSSON <sup>4</sup>	STEVENS FRANCIS	D 2-7-9-22-33 V (5) 22-9-25-34
2	1-3	4:53	PIT	GILHEN <sup>14</sup>	LEMIEUX MURPHY	D 2-7-16-25-32 V 28-55-15-29-66
2	2-3	11:11	NJ	SUNDSTROM <sup>14</sup>	KASATONOV MULLER	D 2-7-9-17-22 V 28-25-15-29
2	2-4	16:39	PIT	LEMIEUX <sup>15</sup>	ERREY ROBERTS	D 3-6-15-16-32 V 28-55-8-12-66
3	3-4	0:10	NJ	CIGER <sup>8</sup>	KASATONOV	D 2-7-9-22-33 V 5-22-9-25-34
3	4-4	4:00	NJ	SHANAHAN <sup>25</sup>	DRIVER WEINRICH	D 5-23-11-15-17 V 32-77-8-12-66
3	5-4	15:26	NJ	SUNDSTROM <sup>15</sup>	DRIVER SHANAHAN	D 5-23-11-15-17 V 5-22-8-12-66
						D V D V D V D V D V

### RECAP

SCORING	1	2	3	OT	T
PENGUINS	2	2	0		4
DEVILS	1	1	3		5

SHOTS ON GOAL	1	2	3	OT	T
VIA V. TERR.	10	6	5		21
NJ VS BARR.	9	11	13		33

POWER PLAYS	GOALS	TOT	MIN.
PENS	0/0/0/0	0	4:00
DEVILS	0/1/0/1	1	9:51

PENALTIES	NO.	MIN	MAJ	MS	PM
PENS	10	0	1	1	31
DEVILS	7	5	1	1	25

### THREE STARS

- PATRIK SUNDSTROM - NJ
- BRENDAN SHANAHAN - NJ
- ALEXEI KASATONOV - NJ

#	PENGUINS	SHOTS & +/-					#	DEVILS	SHOTS & +/-				
		G	A	T	+	-			G	A	T	+	-
35	BARRASSO	--GOALIE--					31	TERRERI	--GOALIE--				
5	SAMUELSSON	1		1	-1		2	FETISOV	1		1	-1	
8	RECCHI	1		1	-1		3	DANEYKO			1	1	E
9	FRANCIS	2	1	3	E		5	WEINRICH	1		1	+1	
12	ERREY				-1		6	ALBELIN	2	1	1	4	E
15	GILHEN	1	1	2	+1		7	KASATONOV			1	1	-1
	MURFIELD				E		8	MALEY					E
	MULLER				E		9	MULLER	1	2	2	5	E
	KASATONOV		1	1	-1		11	SHANAHAN	1	1	2	3	+2
25	MURPHY		2	2	+1		15	McCLEAN	2	2	2	+1	
25	STEVENS		1	1	2	-1	16	BOSCHMAN	1		1	-2	
28	ROBERTS				+2		17	SUNDSTROM	1	1	2	+2	
29	BOURQUE				+1		22	LEMIEUX	1		1	E	
32	TAGLIANETTI				-1		23	DRIVER	1		1	+1	
34	YOUNG	1	1	2	-1		24	BROWN	1	2	3	E	
55	MURPHY	1		1	+2		25	CROWDER	1		1	-1	
66	LEMIEUX	2	3	5	E		26	STASTNY	2	1	3	P	
68	JAGR	1		1	+1		32	CONACHER	1		1	-2	
77	COFFEY				-1		33	CIGER		2	2	E	
40	PIETRANGILO	--GOALIE--					1	BURKE	--GOALIE--				

#	TEAM	PLAYER	MIN	PENALTIES		PPR
				OFFENSE	TIME	
1	PIT	TAGLIANETTI	2	INTERFERE	0:55	D1
1	PIT	STEVENS	2	TRIPPING	18:19	D2
2	PIT	SAMUELSSON	2	SLASHING	0:05	
2	NJ	McCLEAN	2	SLASHING	0:05	
2	NJ	SUNDSTROM	2	INTERFERE	7:04	P1
2	PIT	STANTON	2	HOLDING	9:20	D3
2	PIT	TAGLIANETTI	2	INTERFERE	13:00	D4
2	NJ	LEMIEUX	2	CHARGING	17:17	P2
3	PIT	COFFEY	2+2	ROUGHING	17:46	D5
3	PIT	FRANCIS	5	FIGHTING	17:46	
3	PIT	FRANCIS	10	MISCONDUCT	17:46	
3	NJ	LEMIEUX	2	ROUGHING	17:46	
3	NJ	KASATONOV	5	FIGHTING	17:46	
3	NJ	KASATONOV	10	MISCONDUCT	17:46	
3	PIT	SAMUELSSON	2	ROUGHING	20:00	
3	NJ	McCLEAN	2	ROUGHING	20:00	

... CARRIES OVER TO NEXT PERIOD.  
 ... @ 19:58 OF THE 1st PERIOD FOR SIXTH ATTACKER.  
 BARRASSO OFF @ 18:33 OF THE 3rd PERIOD FOR EXTRA ATTACKER.



NEW YORK RANGERS - 4  
 VS. PITTSBURGH PENGUINS - 5  
 DATE MARCH 21, 1991  
FINAL OT

GAME NO.	W	L	T	POINTS
75	39	31	5	83
HOME GAME NO.	W	L	T	POINTS
38	25	11	2	52
NHL NO.	ATTENDANCE			
785	16,164 (SELLOUT)			

REFEREE ANDY VAN HELLEMOND  
 LINESMEN LEON STICKLE  
MARK PARE

GOAL #	PERIOD	TIME	TEAM	SCORED BY	ASSISTS	E	P	S	PLAYERS ON ICE
1	1	0:22	NYR	GARTNER <sup>43</sup>	OGRODNIK NICHOLLS	✓			H 5-15-28-29-34 V 2-9-22-25-27
2	1	3:56	NYR	TURCOTTE <sup>22</sup>	ERIXON	✓			H 3-8-12-55-66 V 8-14-18-20-22
3	1	12:51	P4H	LEACH <sup>2</sup>	FRANCIS BARRASSO	✓			H 9-20-25-28-32 V 2-8-19-20-27
4	1	14:22	P4H	STEVENS <sup>36</sup>	COFFEY RECCHI	✓			H 8-25-31-66(77) V 2-15-19-27
5	2	3:00	NYR	GARTNER <sup>44</sup>	NICHOLLS LEETCH	✓			H 9-20-25-28-55 V 9-22-24-25-27
6	2	3:26	P4H	LONEY <sup>6</sup>	TROTTIER JAGR	✓			H 5-19-24-28-68 V 11-16-24-27-28
7	2	13:30	NYR	KISIO <sup>15</sup>	GARTNER PATRICK	✓			H 3-12-19-32 V 2-3-11-19-22
8	3	7:52	P4H	FRANCIS <sup>22</sup>	SAMUELSSON	✓			H 5-9-25-34-77 V 3-9-14-22-25
9	OT	0:13	P4H	STEVENS <sup>37</sup>	YOUNG ROBERTS	✓			H 5-9-25-28-34 V 2-9-22-25-27
10									H V
11									H V
12									H V
13									H V
14									H V
15									H V

**RECAP**

GOALS BY PERIOD	1	2	3	OT	T
PITTSBURGH	2	1	1	1	5
NY RANGERS	2	2	0	0	4

SHOTS ON GOAL	1	2	3	OT	T
PITTSBURGH	4	4	6	1	29
NY RANGERS	1	6	8	0	25

POWER PLAY GOALS	PPG IN	ATTEMPTS
PITTSBURGH	1	4
NY RANGERS	1	3

PENALTIES	NO.	PIM
PITTSBURGH	7	14
NY RANGERS	8	16

- ★★★ THREE STARS ★★★
- GARTNER - NYR
  - JAGR - P4H
  - STEVENS - P4H

#	TEAM	SHOTS					+/-	#	TEAM	SHOTS					+/-
		1	2	3	OT	T				1	2	3	OT	T	
	PITTSBURGH								NY RANGERS						
35	BARRASSO	9	4	8	0	21		34	VANRIESEBROUCK	12	3	9	0	24	
40	PIETRANIELLO							35	RICHTER						
3	JENNINGS						-1	2	LEETCH						-1
5	SAMUELSSON	1	1	1		3	2	3	PATRICK					1	1
8	RECCHI		1			1	-1	8	TURCOTTE	1	1	1		3	0
	FRANCIS			2		2	2	9	NICHOLLS	1				1	0
	COFFEY	1	1			2	-1	11	KISIO		1			1	-1
10	GILHEN	2		1		3	-1	12	KING			1		1	0
19	TROTTIER	1				1	1	14	HARDY						0
20	LEACH	1				1	0	15	JANSSSENS	1				1	0
24	LONEY	2	1			3	1	16	MALLETTE						-1
25	STEVENS	1				1	2	18	CIRELLA		1			1	1
28	ROBERTS					1	1	19	MULLEN						-1
29	BOURQUE						-1	20	ERIXON	1	1			2	0
32	TAGLIANETTI						1	22	GARTNER	2	1	2		5	1
34	YOUNG	1	1			2	1	23	SHEPPARD	1	1			2	0
55	MURPHY						-2	24	MOLLER	1	1	1		3	0
61	LEMIEUX	1				1	-1	25	OGRODNIK	2		1		3	0
	JAGR	1	3			4	1	27	SHAW						-1
77	COFFEY	2	1			3	1	28	DOMI	1				1	-1

**PENALTIES**

PER	TEAM	PLAYER	MIN.	OFFENSE	TIME
1	NYR	KING	2	ROUGHING	2:52
1	P4H	ROBERTS	2	ROUGHING	2:52
1	NYR	GARTNER	2	TRIPPING	13:59
1	NYR	HARDY	2	ROUGHING	15:23
1	P4H	COFFEY	2	HOLDING	16:52
1	NYR	CIRELLA	2	HIGH STICKING	17:25
1	P4H	BOURQUE	2	HIGH STICKING	17:25
2	NYR	DOMI	2	HOOKING	8:25
2	NYR	NICHOLLS	2	ROUGHING	12:14
2	P4H	YOUNG	2	ROUGHING	12:14
2	P4H	GILHEN	2	ROUGHING	12:14
2	NYR	JANSSSENS	2	ROUGHING	13:40
2	P4H	COFFEY	2	ROUGHING	13:40
3	NYR	JANSSSENS	2	CROSS CHECKING	9:27
3	P4H	LEMIEUX	2	HIGH STICKING	16:57



CHICAGO BLACKHAWKS - 7  
 VS. PITTSBURGH PENGUINS - 5  
 DATE MARCH 23, 1991  
 FINAL

GAME NO.	W	L	T	POINTS
76	39	32	5	83
HOME GAME NO.	W	L	T	POINTS
39	25	12	2	52
NHL NO.	ATTENDANCE			
796	16,164 (SELLOUT)			

REFEREE DAN MAROVELLI  
 LINESMEN LEON STICKLER  
 MARK PARR

GOAL #	PERIOD	TIME	TEAM	SCORED BY	ASSISTS	E	P	S	PLAYERS ON ICE
1	1	13:12	PLH	16 YOUNG	STEVENS FRANCIS	✓			H 9-25-32-(64)-77 V 3-7-12-23-28
2	2	0:43	CHI	4 MCGILL	WILSON ROENICK	✓			H 3-9-23-25-34 V 16-24-(25)-27-28
3	2	1:59	CHI	25 LOULET	WILSON CHELIOS		✓		H 3-19-22-34 V 7-(16)-24-27-28
4	2	2:10	CHI	11 CHELIOS	MURRAY MANSON	✓			H 8-12-32-66-77 V 3-(7)-14-19-33
5	2	8:33	PLH	16 LEMIEUX	ERREY TAGLIANETTI	✓			H 3-8-12-32-(66) V 14-19-24-25-33
6	2	17:27	CHI	40 ROENICK	LARMER CHELIOS		✓		H 19-22-32-34 V 7-(16)-24-27-28
7	2	17:49	PLH	38 STEVENS	FRANCIS LONEY	✓			H 9-23-24-(25)-77 V 4-8-14-17-33
8	2	18:54	CHI	12 MANSON	MURRAY		✓		H 3-8-12-22-66 V (3)-7-14-19-33
9	3	4:52	PLH	40 RECCHI	LEMIEUX ERREY	✓			H 3-(8)-12-32-66 V 3-17-22-25-32
10	3	10:35	CHI	9 THOMAS	CREIGHTON		✓		H 8-19-32-66-77 V 3-7-17-22-(32)
11	3	13:12	PLH	22 COFFEY	RECCHI YOUNG		✓		H 8-25-34-66-(7) V 3-8-14
12	3	19:43	CHI	12 CHELIOS	LOULET		E	N 6	H 8-9-25-34-66-77 V 3-(7)-16-19-33
13									H V
14									H V
15									H V

RECAP				
GOALS BY PERIOD	1	2	3	OT T
PITTSBURGH	1	2	2	5
CHICAGO	0	5	2	7

SHOTS ON GOAL				
	1	2	3	OT T
PITTSBURGH	14	6	6	30
CHICAGO	11	5	1	37

POWER PLAY GOALS		
PPG IN	ATTEMPTS	
PITTSBURGH	1	8
CHICAGO	2	4

PENALTIES		
NO.	PIM	
PITTSBURGH	7	14
CHICAGO	11	22

★★★ THREE STARS ★★★		
1.	CHELIOS - CHI	
2.	ROENICK - CHI	
3.	STEVENS - PLH	

#	SHOTS					+-	#	SHOTS					+-
	1	2	3	OT	T			1	2	3	OT	T	
	PITTSBURGH							CHICAGO					
35	BARRASSO	1	0	9		30	30	BELFOUR		0	0		
40	PIERANGELLO						34	HASEK	3	8	4	25	
3	JENNINGS					0	3	MANSON	3	2	1	6 2	
5	SAMUELSSON	1				1 0	4	BROWN				-1	
8	RECCHI	2	3	1		6 -2	7	CHELIOS	1	1	2	3	
	FRANCIS					0	8	YAWNEY				-1	
	ERREY	1	1			2 0	12	GILLIS				-1	
	TROTIER	1				1 -1	14	GILBERT	2		2	0	
20	LEACH					0	16	LOULET	2	2	2	6 2	
22	STANTON					-1	17	PRESLEY				0	
23	HILLIER					0	19	MURRAY		1	1	1	
24	LONEY	1				1 1	20	HUDSON	1	1		2 0	
25	STEVENS	4	1			5 0	22	CREIGHTON				0	
29	BOURQUE			1		1 0	23	GRIMSON				-1	
32	TAGLIANETTI			1		1 1	24	WILSON	2	2		4 0	
34	YOUNG	1				1 -1	25	MCGILL	1	1		2 -1	
38	HRDINA	1				1 0	27	ROENICK	2	1	1	4 1	
	LEMIEUX	1	1	1		3 -2	28	LARMER	1			1 0	
68	JAGR	1	1			2 0	32	THOMAS	1	2	1	4 0	
77	COFFEY	1	2	2		5 -1	33	GRANHAM	1	1	1	3 1	

PENALTIES					
PER	TEAM	PLAYER	MIN	OFFENSE	TIME
1	CHI	GILLIS	2	ROUGHING	2:30
1	PLH	JENNINGS	2	ROUGHING	2:30
1	CHI	THOMAS	2	SLASHING	3:55
1	CHI	CREIGHTON	2	SLASHING	9:04
1	CHI	PRESLEY	2	SLASHING	16:29
1	PLH	SAMUELSSON	2	ROUGHING	16:29
1	CHI	MURRAY	2	TRIPPING	17:30
2	PLH	HILLIER	2	HOLDING	1:27
2	CHI	MURRAY	2	SLASHING	9:01
2	PLH	COFFEY	2	HOOKING	9:11
2	CHI	PRESLEY	2	ROUGHING	11:49
2	CHI	BENCH	2	TOO MANY MEN	11:49
2	PLH	FRANCIS	2	ROUGHING	11:49
2	PLH	BARRASSO	2	HOLDING	16:23
2	CHI	MANSON	2	CROSS CHECKING	19:27
3	CHI	CHELIOS	2	HOLDING	11:56
3	CHI	GRANHAM	2	HOOKING	12:01
3	PLH	YOUNG	2	INTERFERENCE	13:38

GOALTENDER CHANGE AT 12:01 OF THE 3RD BELFOUR REPLACES HASEK



# Pittsburgh Penguins

## AT PHILADELPHIA FLYERS

The Spectrum  
Philadelphia PA



DATE Tuesday, March 26, 1991

Start Time: 7:39 PM End Time: 10:26 PM

Length of Game: 2 hr 47 min

REFEREE Terry Gregson  
LINESMEN Gerry Gauthier  
Mark Vines

G	# 78	W 33	L 36	T 9	PIS 75
HOME	# 39	W 18	L 15	T 6	PIS 42
NHL #	810	ATTEND: 17,382 (SO#26)			

PER	F-V	TIME	TEAM	SCORED BY	ASSISTS	TYPE	PLAYERS ON ICE
1	0-1	9:35	Pit	Lemieux (17)	L Murphy	PP	V 55-77-25-(66)-B F 28-29-14-32
1	1-1	10:22	Fly	Berube (7)	Acton Kushner	E	V 28-55-12-66-B F 3-(29)-17-25-10
1	1-2	12:15	Pit	Lemieux (18)		SH/G	V 28-32-(66)-12 F 3-11-32-12-22
2	1-3	10:30	Pit	Lemieux (19)	L Murphy Coffey	PP	V 55-77-(66)-9-68 F 6-29-14-18

* RECAP *				
GOALS BY PERIOD	1	2	3	
PENGUINS	2	1	0	3
FLYERS	1	0	0	1

SHOTS BY PERIOD	1	2	3	
PENGUINS	7	9	5	21
FLYERS	20	13	16	49

POWERPLAY GOALS	PPG	ATT	TIME
PENGUINS	2	3	2:59
FLYERS	0	6	13:39

PENALTIES	NR	MIN
PENGUINS	10	31
FLYERS	6	12

* * * THREE STARS * * *	
1st:	Lemieux
2nd:	Barrasso
3rd:	Eklund
BY:	Ray Parrillo Phila. Inquire

**OTHER NHL GAMES TONIGHT**

BOSTON 6	@	QUEBEC 4 3rd
BUFFALO 4	@	WASHINGTON 2 F
NEW JERSEY 3	@	NY RANGERS 3 3rd
CHICAGO 1	@	TORONTO 2 3rd
VANCOUVER 1	@	CALGARY 1 1ST
EDMONTON	@	LOS ANGELES 10:35

"E" = EVEN STRENGTH "PP" = POWER PLAY "SH" = SHORTHANDED "G" = From a GIVEAWAY "F" = From a FACEOFF  
 "B" = On a BREAKAWAY "DP" = On a DELAYED PENALTY "ENG" = EMPTY NET GOAL "DEF" = OFF a DEFENDING PLAYER  
 "PS" = PENALTY SHOT \* OFF ICE ASSIST

#	PENGUINS	SHOTS & +/-					#	FLYERS	SHOTS & +/-					PENALTIES						
		1	2	3	OT	T			1	2	3	OT	T	P	TEAM	PLAYER	MIN	PENALTY	TIME	PP#
35	Tom Barrasso	- GOALIE -					33	Pete Peeters	- GOALIE -					1	Fly	Chychrun	2	Tripping	9:11	Pit-1
28	Gord Roberts					E	3	Gord Murphy	4	2	5		E	1	Pit	Stevens	2	Interference	11:13	Fly-1
55	Larry Murphy	1				-1	8	Murray Baron	1		1		E	2	Pit	Bourque	2	Roughing	2:33	
25	Kevin Stevens			1		E	24	Derrick Smith	1				E	2	Fly	Acton	2	Roughing	2:33	
9	Ron Francis	1				E	14	Ron Sutter	1	1	1		E	2	Fly	Tocchet	2	Tripping	8:34	Pit-2
34	Scott Young	1				E	22	Rick Tocchet	3	1	1		-1	2	Pit	Jagr	2	Highstick	10:53	Fly-2
3	Grant Jennings			3		E	6	Jeff Chychrun					E	2	Fly	Craven	2	Holding	11:32	Pit-3
5	Ulf Samuelsson					E	9	Palle Eklund		1	1		E	2	Pit	Recchi	2	Roughing	12:38	
8	Mark Recchi	1	1			-1	10	Dale Kushner					-1	2	Fly	Tocchet	2	Roughing	12:38	
12	Bob Errey	2		1		E	11	Jiri Lalat		1	3		-1	2	Pit	L Murphy	2	Hooking	13:53	Fly-3
16	Jay Caufield					E	12	Tim Kerr	2		1		-1	3	Pit	U Samuelsson	2	Slashing	18:46	Fly-4
19	Bryan Trottier	1				E	17	Craig Berube	2				E	3	Pit	L Murphy	2	Highstick	1:23	
24	Troy Loney					E	18	Mike Ricci			1		E	3	Fly	Sutter	2	Highstick	1:23	
29	Phil Bourque					E	19	Scott Mellanby			1		E	3	Pit	Barrasso	2	Tripping	8:42	Fly-5
32	P Taglianetti	1				E	25	Kolth Acton	1				-1	3	Pit	Young	5	Highstick	14:03	Fly-6
34	Jiri Hrding	1				E	28	Kjell Samuelsson	1	2			E	3	Pit	Young	10	GameMiecond	14:03	
66	Mario Lemieux	2	2			E	29	Terry Carkner	1	1	1		-1							
68	Jaromir Jagr	1	1			E	32	Murray Craven	3		1		-1							
77	Paul Coffey					E	41	Mark Pederson		2			E							
GOALKEEPERS		MIN	SH	SV	GA		GOALKEEPERS		MIN	SH	SV	GA								
35	Tom Barrasso	60:00	4	4	1		33	Pete Peeters	60:00	21	18	3								
40	E Pietrangola	00:00					35	Ken Wregget	00:00											
-- NET EMPTY --		1					-- NET EMPTY --		2:02	0	0	0								
TEAM TOTALS		1	2	3	OT	1	TEAM TOTALS		1	2	3	OT	1							
FACEOFFS WON		11	11	6		28	FACEOFFS WON		18	14	10		42							
GIVEAWAYS		3	3	1		7	GIVEAWAYS		2	3	2		7							
BODY CHECKS		2	5	2		14	BODY CHECKS		10	6	3		19							
OFFSIDES		4	1	0		5	OFFSIDES		2	1	3		7							
ICINGS		1	0	0		1	ICINGS		1	2	1		4							

Mario Lemieux: 26th career hat trick and first-ever by a Pittsburgh player at the Spectrum.  
 Flyers' 49 shots is their highest total of the season.

OFFICIAL SCORE SHEET

**Detroit Red Wings**

VS. PITTSBURGH PENGUINS

DATE MARCH 27, 1991

REFEREE Rob Shick  
LINESMEN Gord Broseker  
Jerry Pateman

GAME NO	W 33	L 37	T 8	PTS 74
HOME GAME NO	W 25	L 14	T 0	POINTS 50
WHL NO.	ATTENDANCE 19,760			

*Correct*

PERIOD	TIME	TEAM	SCORED BY	ASSISTS	ASSISTS	TYPE	PLAYERS ON ICE
1	6:18	DET	Miller (23)	Burr	Racine	E	H 11, 33, 23, 4 V 8, 9, 32, 77
1	7:03	PITT	Coffey (23)	Stevens	Recchi	PPG	H 11, 2, 5, 14 V 8, 9, 25, 55, 77
1	7:15	PITT	Jagr (25)	<del>Probert</del> <i>Murphy</i>	<del>Recchi</del> <i>Roberts</i>	E	H 10, 24, 48, 20, 39 V 9, 24, 68, 28, 55
1	19:12	PIT	Trottier (9)	Gilhen	Loney	E	H 10, 24, 91, 39, 20 V 15, 19, 24, 32, 77
2	1:52	DET	Crossman (8)	Fedorov	Fedyk	E	H 39, 91, 14, 24, 48 V 8, 12, 38, 5, 77
2	12:25	DET	Ysebaert (17)	Probert	<del>Stevens</del>	PPG	H 21, 19, 24, 39, 91 V 12, 15, 5, 32
2	19:28	PIT	Stevens (39)	Coffey	Recchi	PPG	H 48, 91, 2, 5 V 77, 8, 25, 9, 55
3	1:57	PITT	Francis (23)	Stevens	Samuelsson	E	H 19, 21, 24, 4, 33 V 8, 9, 25, 3, 5
3	2:31	PITT	Jagr (26)	Jennings	Loney	E	H 19, 21, 48, 4, 33 V 19, 24, 68, 3, 5
3	8:53	PIT	Young (17)	Jennings		E	H 11, 23, 91, 5, 39 V 9, 25, 34, 3, 5
HANLON REPLACED CHEVELDAE AT 8:53 of period.							H
							V
3	14:52	DET	Burr (20)	Racine	Yzerman	PPG	H 11, 19, 33, 24, 2 V 9, 34, 5, 77
							H
							V
							H
							V
							H
							V

RECAP

SCORING	1	2	3	OT	T
RED WINGS	1	2	1		4
PITTSBURGH	3	1	3		7

SHOTS ON GOAL	1	2	3	OT	T
RW vs Piet'lo	12	11	9		32
VS vs Chev'da	9	8	6		23
Hanlon			3		3

POWER PLAYS	G/ATT	TOT
RED WINGS	0/2	2/6
PITTSBURGH	1/2	2/6

PENALTIES	NO.	PIM
DETROIT	11	28
PITTSBURGH	11	28

\*\*\* THREE STARS \*\*\*  
1st: Jagr  
2nd: Stevens  
3rd: Burr  
BY: C. LAMBERT DET. NEWS

#	DETROIT	SHOTS & +/-					#	PITTSBURGH	SHOTS & +/-				
		1	2	3	T	+/-			1	2	3	T	+/-
32	Cheveldae	-GOALIE-					40	Pietrangelo	-GOALIE-				
4	Zombo DEF	/	/	2	3	-1	28	Roberts DEF					-1
33	Racine DEF					-1	55	Murphy DEF	/	/		2	+1
19	Yzerman GEN	4			4	-2	9	Francis GEN			2	2	+2
21	Ysebaert LW	/	/	/	3	-2	25	Stevens LW	/	/	/	3	+2
23	Miller RW	2	2	1	5	5	34	Young RW	/	/	2	4	+1
2	McGrimmon		/	/	2	5	3	Jennings	/	/	/	3	+3
5	Green		/	/	2	-1	5	Samuelsson					+2
10	Carson					-2	8	Recchi		1	1	2	-1
11	Burr		3	2	5	5	12	Errey					-1
1	Fedyk	/	/	/	3	5	15	Gilhen	3	1		4	+1
15	Garpenlov	/	/	2	3	5	16	Caufield					5
20	Marsh		/	/	2	-1	19	Trottier	/	/	2	3	+2
24	Probert	/	/	2	3	+2	24	Loney	/	/	2	3	+2
39	Crossman	/	/	1	2	-2	29	Bourque	/	/	1	2	5
46	Potvin	/	/	2	3	5	32	Taglianetti					5
48	Shuchuk	/	/	1	2	-1	38	Hrdina		/	/	2	+1
55	Primeau					5	68	Jagr	2	1	3	+2	
91	Fedorov	/	/	2	3	-1	77	Coffey	/	/	2	-1	
# GOALKEEPERS		MIN	SH	GA	EN		# GOALKEEPERS		MIN	SH	GA	EN	
32	Cheveldae (L)	48	53	23	7	-	40	Pietrangelo	6000	32	4	-	
1	Hanlon	11	07	3	0	-	35	Barrasso					
- NET EMPTY -		6000	26	7			- NET EMPTY -						

PER	TEAM	PLAYER	MIN	OFFENSE	TIME
1	PIT	Samuelsson	2	Elbow	4:34
1	PIT	Samuelsson	5	Fight	4:34
1	DET	Fedorov	5	Fight	4:34
1	DET	Probert	2	Interfere	5:26
1	DET	Marsh	2	Hi Stick	9:56
1	PITT	Taglianetti	2	Interfere	16:06
2	PIT	Jennings	2	Hold	2:40
2	DET	Probert	2	Cr. Check	2:40
2	DET	Probert	2	Rough	2:40
2	PIT	Jennings	2	Hi Stick	12:08
2	PIT	Roberts	2	Hold	13:57
2	DET	Burr	2	Boarding	19:46
2	DET	Probert	2	Elbowing	19:52
3	PIT	Taglianetti	2	Hold	6:32
3	DET	Probert	2	Rough	6:32
3	PITTS	Coffey	2	Hi Stick	9:51
3	PITT	Gilhen	2	Hi Stick	9:51
3	PIT	Gilhen	5	Fight	9:51
3	DET	Potvin	2	Rough	9:51
3	DET	Potvin	5	Fight	9:51
3	PIT	Errey	2	Charging	12:54
3	DET	Primeau	2	Trip	15:46



PHILADELPHIA FLYERS  
VS. PITTSBURGH PENGUINS  
DATE MARCH 30, 1991

GAME NO.	W	L	T	POINTS
79				
HOME GAME NO.	W	L	T	POINTS
40				
NHL NO.	ATTENDANCE			
829	16,164 (SELLOUT)			

REFEREE DENIS MOREL  
LINESMEN BRIAN MURPHY  
RAY SCAPINELLO

GOAL #	PERIOD	TIME	TEAM	SCORED BY	ASSISTS	E	P	S	PLAYERS ON ICE
1	1	17:51	PHI	BERUBE <sup>8</sup>	EKLUND KERR	✓			H 8-9-25-32-77 V 9-12(17)-28-29
2	2	16:10	PHH	COFFEY <sup>24</sup>	PRIESTLAY CAUFIELD	✓			H 10-16-18-32-(27) V 11-12-24-25-29
3	3	1:19	PHH	JAGR <sup>27</sup>	FRANCIS COFFEY		✓		H 9-55-66-(68)-77 V 9-28-32
4	3	4:16	PHH	ERREY <sup>20</sup>	LEMIEUX	✓			H 3-5-(12)-66 V 3-8-9-32
5	3	8:00	PHI	EKLUND <sup>19</sup>	DANIELS KERR	✓			H 16-19-24-32-77 V (7)-12-27-45-46
6	3	15:49	PHI	KERR <sup>10</sup>	ACTON	✓			H 12-19-25-28-55 V (12) 18-25-28-29
7	3	16:17	PHH	LONEY <sup>7</sup>	JAGR TROTTIER	✓			H 5-19-(24)-28-68 V 3-9-11-12-46
8	3	17:47	PHI	SAMUELSSON <sup>9</sup>	CRAVEN SUTTER	✓			H 9-24-25-32-77 V 9-14-(28)-29-32
9	OT			NO SCORING					H V
10									H V
11									H V
12									H V
13									H V
14									H V
15									H V

RECAP					
GOALS BY PERIOD	1	2	3	OT	T
PITTSBURGH	0	1	3	0	4
PHILADELPHIA	1	0	3	0	4

SHOTS ON GOAL					
	1	2	3	OT	T
PITTSBURGH	7	15	15	2	39
PHILADELPHIA	11	8	11	2	32

POWER PLAY GOALS		PPG IN	ATTEMPTS
PITTSBURGH	1		10
PHILADELPHIA	0		2

PENALTIES		NO.	PIM
PITTSBURGH	6		12
PHILADELPHIA	14		39

★★★ THREE STARS ★★★	
1.	COFFEY - PHH
2.	KERR - PHI
3.	JAGR - PHH

#	PITTSBURGH						+/-	#	PHILADELPHIA						+/-	
	1	2	3	OT	T	SHOTS			1	2	3	OT	T	SHOTS		
35	BARRASSO	10	8	8	2	28		30	HOFFORT							
40	RETRANGELO							35	WREAGET	7	14	12	2	35		
3	JENNINGS						1	3	MURPHY		1	1	2	-2		
5	SAMUELSSON	2	1	1	1	5	2	6	CHYCHARUN	1			1	0		
8	RECCHI						-1	8	BARON	3	1	1	5	-1		
10	FRANCIS	1		1	2	-2	9	10	EKLUND	1	2	3	1			
12	PEDERSON						1	11	KUSHNER	1			1	0		
16	ERREY		1		1	0	11	12	LATAL					-2		
18	CAUFIELD						0	14	KERR		1	1	3	1		
19	PRIESTLAY			1	1	1	14	17	SUTTER		1	1	2	1		
20	TROTTIER			1	1	-1	17	18	BERUBE	1			1	1		
24	LEACH			1	1	0	18	24	RICCI					1		
25	LONEY			1	1	-1	24	25	SMITH					-1		
28	STEVENS	1			1	3	25	28	ACTON		1	1	2	0		
27	ROBERTS					0	28	29	SAMUELSSON	2	1		3	3		
27	MALANETTI			1	1	-2	29	32	CARKNER	1			1	2	3	
66	MURPHY	1	2	2	5	-1	32	41	CRAVEN	2	1	1	4	0		
68	LEMIEUX	3	3		6	1	41	45	PEDERSON					0		
77	JAGR	2	2		4	1	45	46	JENSEN	1		2	3	1		
	COFFEY	6	4		10	-2	46		DANIELS					0		

PENALTIES					
PER	TEAM	PLAYER	MIN.	OFFENSE	TIME
1	PHI	BENCH	2	TOO MANY MEN	3:59
2	PHI	LATAL	2	HOOKING	5:39
2	PHH	RECCHI	2	HOOKING	5:42
2	PHI	BARON	2	HOLDING	11:19
2	PHI	SAMUELSSON	2	HIGH STICKING	13:00
2	PHH	COFFEY	2	HOOKING	16:57
2	PHI	PEDERSON	5	KNEELING	18:29
2	PHI	CARKNER	2	ROUGHING	19:36
2	PHH	STEVENS	2	ROUGHING	19:36
2	PHI	RICCI	2	HOLDING	19:54
3	PHH	TROTTIER	2	TRIPPING	2:42
3	PHI	WREAGET	2	HIGH STICKING	3:05
3	PHI	RICCI	2	TRIPPING	4:39
3	PHI	BERUBE	4	ATTEMPTING SPIN	9:33
3	PHI	BERUBE	10	MISCONDUCT	9:33
3	PHI	CHYCHARUN	2	ROUGHING	11:17
3	PHH	FRANCIS	2	ROUGHING	11:17
3	PHI	RECCHI	2	ROUGHING	11:58
3	PHH	COFFEY	2	ROUGHING	11:58
OT				NO PENALTIES	





RANGERS  
 VS. PITTSBURGH PENGUINS  
 DATE MARCH 31, 1991

15,834  
 GAME START: 7:47  
 GAME END: 10:19

REFEREE TERRY GREGSON  
 LINESMEN KEVIN COLLINS  
 PAT DAPUZZO

#	PER	TEAM	TIME	SCORED BY	ASSISTS	E	P	S	PLAYERS ON ICE
1	1	NY <sup>1</sup>	3:17	BROTEN <sup>4</sup>	LEETCH	X			(A) 2-38-10 (37-44) V 28-55-10-16-18
2	1	NY <sup>2</sup>	19:38	MILLEN <sup>3</sup>	TURCOTTE HORAVA	X			(A) 2-6-8-22 (33) V 5-22-29-38
3	2	PIT <sup>1</sup>	1:50	STEVENS <sup>10</sup>	FRANCIS YOUNG	X			H 2-24-8-20-22 V 28-55-9-25-34
4	2	NY <sup>3</sup>	4:32	GARTNER <sup>19</sup>	HORAVA MULLEN	X			(A) 6-24-15-19 (2) V 3-28-9-34-35
5	2	PIT <sup>2</sup>	11:17	BOURQUE <sup>20</sup>	STANTON		X		H 2-6-8-19-22 V 22-29-32-38
6	3	NY <sup>4</sup>	1:16	MALLETTE <sup>12</sup>	MILLEN MULLEN	X			(A) 14-18-16-19-32 V 28-32-20-29-34
7	3	NY <sup>5</sup>	9:37	KING <sup>11</sup>	JANSENS HULL	X			(A) 14-38 (2)-15-21 V 22-28-10-15-24
8	3	NY <sup>6</sup>	14:30	RICE <sup>1</sup>	RUFF BROTEN	X			(A) 6-18 (10)-37-44 V 5-26-15-24-68
9	3	PIT <sup>3</sup>	19:24	GILHEN <sup>15</sup>	JAGR		X		H 2-24-8-22 V 28-55-10-35-68
10									H V
11									H V
12									H V
13									H V
14									H V
15									H V

GOALS BY PER	1	2	3	OT	T
PITTSBURGH PENGUINS	0	2	1		3
RANGERS	2	1	3		6

SHOTS ON GOAL	1	2	3	OT	T
PITTSBURGH PENGUINS	6	14	5		25
RANGERS	14	9	20		43

POWER PLAYS	G	ATT	SHG
PITTSBURGH PENGUINS	1	3	1
RANGERS	1	6	0

PENALTIES	NO.	MIN	MAJ	MIS	PM
PITTSBURGH PENGUINS	7	7	0	0	14
RANGERS	5	4	0	1	18

- \*\*\* THREE STARS \*\*\*
- MIKE GARTNER
  - COREY MILLEN
  - PAUL BROTEN

#	PITTSBURGH PENGUINS					#	RANGERS						
	1	2	3	OT	T		1	2	3	OT	T		
3					0	-1	2	LEETCH	3	1		4	-1
5	1				1	-1	6	HORAVA	1			1	+1
22					0	E	14	HARDY	1			1	+2
22					0	-4	10	CIRELLA		1	2	3	+2
28					0	E	20	MULLER	1			1	E
32					0	E	30	MEMBERS	1			1	+2
6	2				2	-1	30	LEITCH	3	1		5	+2
19	4	2			6	E	8	TURCOTTE		2		2	+1
10					0	-2	12	KING			1	1	+2
15		1	1		2	-2	15	JANSENS		1	1	2	+2
16					0	-1	16	MALLETTE	2	2		4	+1
18		1			1	-1	18	MULLEN		2	2	4	+1
20					2	-1	20	ERIXON				0	-1
21		1			1	-2	21	HULL				0	+1
25		2			2	+1	22	GARTNER		2	6	8	-1
31	1		1		2	-1	32	MILLEN	2			2	+1
31					0	+1	37	BROTEN	1	3		4	+2
6	1	2	1		4	-1	4	RUFF				0	+2
29	1	1			2	E	10	RICE		1		1	+2
30							34	WAGNER					
40							35	RICHTER					

PER	TEAM	PLAYER	MIN	OFFENSE	TIME
1	NY	KING	2	INTERFERENCE	4:51
1	PIT	JAGR	2	HOLDING	10:41
1	PIT	JAGR	2	ILLEGAL STICK	10:41
1	PIT	CAUFIELD	(2)	ROUGHING	19:20
2	PIT	JENNINGS	2	CROSSCHECKING	2:08
2	NY	CIRELLA	2	HOOKING	5:24
2	PIT	SAMUELSSON	2	HOLDING	10:01
2	PIT	MURPHY	2	ROUGHING	18:42
2	NY	TURCOTTE	2	ROUGHING	18:42
3	PIT	ROBERTS	2	HOOKING	15:29
3	NY	KING	2	CHARGING	18:30
3	NY	JANSENS	10	MISCONDUCT	18:30

NOTES: STEVEN RICE SCORED HIS FIRST NATIONAL HOCKEY LEAGUE GOAL AT 14:30 OF THE THIRD PERIOD.

889/night for 4 nights