


YOUR GOALS



VISION FINANCIAL

*The Leader In Equipment Leasing*

The Pennsylvanian 1100 Liberty Avenue Pittsburgh, PA 15222  
(412) 261-6465 1-888-VFG-FAST



The Ticketing  
Service  
of choice  
for your  
favorite  
events  
in the  
Pittsburgh  
area



**Buying Tickets Is As Easy As**

**1**

**Charge-By-Phone**

In Pittsburgh: (412) 323-1919 In Erie: (814) 456-7070  
In Wheeling: (304) 233-3535 In Morgantown: (304) 292-0220

**2**

In Person at



KAUFMANN'S



**3**

Online  
[www.ticketmaster.com](http://www.ticketmaster.com)

**1**  
**2**  
**3**

ECKERT SEAMANS CHERIN & MELLOTT, LLC  
*Pittsburgh Harrisburg Allentown Philadelphia*  
*Boston Westmont Fort Lauderdale*  
*Boca Raton Miami Washington, D.C.*

## **TIMING AND TEAMWORK**

*600 Grant Street, 44th Floor*  
*Pittsburgh, PA 15219*  
*www.escm.com*

**ECKERT SEAMANS**

**SALUTING THE PENGUINS**



YOU DIDN'T SEE IT COMING.

KEystoneBLUE

West Blue  
1-800-447-8600 ext. 400  
South Blue 800  
412-568-1212

01284310  
1001/96

Select

West Blue  
1-800-447-8600 ext. 400  
South Blue 800  
412-568-1212

01284310  
1001/96

## What's your plan?

*You're away from home. The unexpected happens. Wouldn't it feel better knowing you had one of the health plans accepted by more people in more places around the world?*

*That's just one of the many reasons to choose a managed care plan from Highmark Blue Cross Blue Shield. Where we're always thinking of innovative ways to make your*

*life easier and healthier. So whether you have KeystoneBlue or SelectBlue, you get the benefits you want. The doctors you want. Even the hospitals and pharmacies you want. And perhaps most important, you have the security of knowing that you're covered by the most recognized names in health care. Wherever you go. That's why having the Blues never felt so good.*

**HIGHMARK**  
Blue Cross Blue Shield

[www.highmark.com](http://www.highmark.com)

KeystoneBlue is a product of Keystone Health Plan West, part of Highmark Blue Cross Blue Shield. Keystone Health Plan West and Highmark Blue Cross Blue Shield are Independent Licensees of the Blue Cross and Blue Shield Association.



**INSIDE YOUR MIND  
THERE'S A MAP OF WHERE  
YOU WANT TO GO IN LIFE.**




*Your money has to work harder today than ever before. Fortunately, there is a world of financial opportunities available to you that your parents never dreamed of. It's time to take advantage of having a partner who can make those financial opportunities work for you. National City has the investments, financial services and advice to get you where you want to go. You've mapped out your goals. It's time to follow your own lead.*

**National City**

**FOLLOW YOUR OWN LEAD.®**

[www.national-city.com](http://www.national-city.com) • ©1998, National City Corporation

# YOUR PENGUINS. FOX ATTITUDE.



© 1998 FOX Sports Pittsburgh. All Rights Reserved.

[www.foxsports.com](http://www.foxsports.com)

Let's Go Pens

Let's Go Pens



**McCarl's** inc.  
MECHANICAL CONTRACTOR


1413 Ninth Avenue  
Beaver Falls, PA 15010  
(724) 843-5660

Let's Go Pens

Let's Go Pens



MARC ADVERTISING  
412.562.2000





# 1998-1999 Media Guide/Yearbook

## Table of Contents

All-Star Game History	228	Pittsburgh Media Outlets	291
All Time Goaltenders	184	Player Biographies	26-78
All Time Leaders vs Penguins	168	Playoff Records	275-280
All Time Roster	175-183	Playoff Results	268-271
Arena Records	221	Playoff Scoring (1968-1998)	272
Assistant Coaches	10-11	Roger Marino	4-5
Attendance Information	290	Scouts	14-16
Career Goaltending vs Penguins	172	Seasons-in-Review	229-258
Career Scoring vs Penguins	169-171	Shutouts (For and Against)	212-213
Civic Arena	24	Special Teams History	214
Coaches and Records	186-187	Staff Directory	2-3
Comebacks	215	Staff Photos	18-19
Communications Staff	287	Streaks	205
Community Relations	20-23	Syracuse Crunch	96-97
Craig Patrick	8	Team Awards	259-262
Draft History	218-220	Team Records	193-203
Fastest Goals	216-217	This Date in Penguins History	224-226
Future Penguins	89-90	Training/Medical Staff	12-13
Hat Tricks (For and Against)	208-210	Uniform History	222-223
Honors and Awards	227	Uniform Numbers	265-266
Howard Baldwin	6-7	Wheeling Nailers	100
How to Figure	292-293	Wilkes Barre/Scranton	98-99
ICEOPLEX at Southpointe	17	1997-98 Game-by-Game	102-103
In The System	79-88	1997-98 Home Games	104
Kevin Constantine	9	1997-98 Injuries	112
Leaders by Season	191-192	1997-98 Man Games Lost	113
Media Information	288-289	1997-98 NHL Standings	106
NHL Information	294	1997-98 Penguins Statistics	107
Openers	204	1997-98 Road Games	105
Opponents	116-167	1997-98 Scoring Breakdown	111
Overtime Games	207	1997-98 Season Highlights	108
Overtime Records	206	1997-98 Superlatives	109
Penalty Shots	211	1997-98 Transactions	110
Penguins All Time Leaders	188-190	1998 Entry Draft	94-95
Penguins Announcers	284-285	1998 Playoff Results	281
Penguins Hall of Fame	263-264	1998 Playoff Scoring	282
Penguins Monthly Record	114	1998-99 Roster	91-93
Personnel	185	1998-99 Schedule	1FC

### Editors:

Steve Bovino, Brian Coe

### Assistant Editors:

Tom McMillan, Keith Wehner,  
Matt Carey

### Photographers:

Matt Polk, Archie Carpenter,  
Bruce Bennett Studios,  
NHL Imaging - Sylvia Pecota



### Contributors:

Cindy Himes, Renee Petrichevich

### Designer:

Barb Pilarski

### On the Cover:

Jaromir Jagr

# PITTSBURGH PENGUINS TEAM DIRECTORY

Pittsburgh Penguins  
Administrative Offices  
One Chatham Center, Suite 400  
Pittsburgh, PA 15219  
Phone: (412) 642-1300  
Fax: (412) 642-1859

## OWNERSHIP

## ADMINISTRATION

Vice President, General Counsel  
Director of Planning and Design  
Director of Development  
Executive Assistants

## HOCKEY OPERATIONS

Executive VP/General Manager  
Assistant General Manager  
Head Coach  
Assistant Coaches

Goaltending Coach & Scout  
Head Scout  
Pro Scout  
Scouts

Strength & Conditioning Coach  
Equipment Manager  
Trainers  
Team Physician  
Executive Assistant  
Assistant Equipment Manager  
Minor League Coach

## COMMUNICATIONS/MARKETING

Vice President, Communications/Marketing  
Director of Media Relations  
Assistant Director, Media Relations  
Director of Marketing  
Director of Public Relations  
Director of Entertainment  
Manager, Community Relations  
Creative Director

## FINANCE

Vice President, Finance & Administration  
Controller  
Accounting Staff

## TICKETING

Vice President, Ticketing  
Director, Premium Seating

Team and Media Relations  
Civic Arena  
66 Mario Lemieux Place  
Pittsburgh, PA 15219  
Media Relations Fax:  
412-642-1322

Roger M. Marino,  
Howard L. Baldwin,

Greg Cribbs  
Scott Baldwin  
William R. Craig  
Elaine Heufelder, Amy Hirsh,  
Pam Douglas

Craig Patrick  
Ed Johnston  
Kevin Constantine  
Mike Eaves, Don Jackson,  
Troy Ward  
Gilles Meloche  
Greg Malone  
Rick Kehoe  
Les Binkley, Herb Brooks  
Charlie Hodge, Mark Kelley  
Ralph Cox  
John Welday  
Steve Latin  
Mark Mortland, Scott Johnson  
Dr. Charles Burke  
Tracey Botsford  
Paul Flati  
Glenn Patrick

Tom McMillan  
Steve Bovino  
Brian Coe  
Kevin Saundry  
Cindy Himes  
Paul Barto  
Renee Petrichevich  
Barb Pilarski

Bob Vogel  
Kevin Hart  
Tawni Love, Mark Oresic  
Troy Ussack

Mark Anderson  
Terri Smith

## PITTSBURGH PENGUINS TEAM DIRECTORY

Manager, Premium Services  
Group Sales  
Box Office Manager  
Manager, Ticket Operations  
Senior Ticket Sales Manager  
Manager, Inside Ticket Sales  
Manager, Customer Service  
Box Office Staff

Premium Seating Account Executive  
Account Executives

### CORPORATE SALES

Vice President, Corporate Sales  
Managers, Corporate Sponsorships

Sponsorship Manager  
Assistant Sponsorship Manager

### ICEOPLEX AT SOUTHPOINTE

Director  
Director of Skating  
Director of Hockey Programs  
Director of Operations  
Director of Off-Ice Events  
Assistant Director of Off-Ice Events  
Administrative Assistants  
Operations Staff

### GENERAL INFORMATION

Home Ice  
Dimensions of Rink  
Seating Capacity  
Team Colors  
TV Station  
TV Announcers  
Flagship Radio Station  
Radio Announcers  
  
Minor League Affiliates

Michelle Follen  
Mike Guiffre, Scott Bollheimer  
Carol Coulson  
Allison Quigley  
James Santilli  
Chad Slencak  
Laura Bryer  
Heather Abramovitz,  
Kelly Gabany  
Daneen Napolitano  
Doug Smoyer  
Bonnie Golinski, Rose Kondas  
Brennan Mault  
Ted Miller, Chuck Pukansky

David Soltesz  
Arden Robbins,  
Taylor Baldwin, Rich Hixon  
Kimberly Bogesdorfer, Mimi York  
Marie Mays  
Amy Gillespie

Harry Sanders  
Igor Novodran  
Joanne DeFazio  
Paul McKean  
Bobby Dyer  
Ryan Mance  
Becky Krynock  
Robert Arquillo

Civic Arena  
200 feet by 85 feet  
16,958  
Black, gold and white  
Fox Sports Pittsburgh, WB/22  
Mike Lange, Paul Steigerwald  
WDVE 102.5 FM  
Matt McConnell,  
Peter Taglianetti  
Syracuse Crunch (AHL)  
Wilkes-Barre/Scranton  
(AHL-1999)  
Wheeling Nailers (ECHL)

**ROGER MARINO**  
Co-Owner, Co-Managing Partner



Roger Marino became co-owner of the Penguins in May, 1997 and has been overseeing the day-to-day operation of the franchise since February, 1998.

During that time, Marino has lowered prices for season ticket holders, lowered prices for group tickets and lowered prices for single-game tickets, "because we've got to start making our games more accessible and affordable for our many loyal Penguins fans."

Marino's first season at the helm also produced a division championship, as the Penguins won the Northeast Division with 98 points - the fourth-highest point total in team history.

And he was instrumental in signing All-Star right winger Jaromir Jagr to a new, long-term contract, linking Jagr to the Penguins until at least 2003.

"I hear people say that he's 'arguably' the best player in the game, but I think we ought to forget about the 'arguably,'" Marino said. "Jaromir is the best player in the game right now. It's a thrill to be able to watch him play every night."

The only son of a working-class couple from Revere, Mass., Marino built his immense personal fortune the old-fashioned way: He earned it.

After working his way through Northeastern University, where he graduated with an electrical engineering degree in 1961, Marino spent 18 years in sales and marketing for several Massachusetts companies before co-founding the EMC Corporation in Hopkinton, Mass. in 1979.

At EMC, a leading supplier of intelligent data storage solutions, Marino helped direct an amazing growth that saw the company reach more than \$100 million in annual sales in its first decade. EMC eventually grew to over \$2 billion in total sales.

Marino left EMC in 1991 and briefly considered himself 'retired,' but, as the Middlesex, Mass. News reported in 1995, "his entrepreneurial heart beats on." Since 1991, he has been active as a private investor, putting time and money into promising "start-up" companies such as Invincible Technology, Golf Technologies, Dynaflo Systems and Lynx Communications. He also dabbled in pro sports as owner of the Worcester (Mass.) Ice Cats of the American Hockey League.

Marino's post-EMC career then took a dramatic turn on May 8, 1997, when he bought 50 percent interest in the Penguins.

Marino and Howard Baldwin serve as co-owners and co-managing directors, although Marino has been much more intimately involved in the day-to-day business

## ROGER MARINO

Co-Owner, Co-Managing Partner

operations of the franchise. A resident of the Boston area, Marino spends an average of two to three days each week in Pittsburgh, working out of the club's corporate offices at Chatham Center. He attends many Penguins games, both at home and on the road.

"On the ice, this has been one of the most successful teams in the NHL during the 1990s, and we plan to keep it that way," Marino said. "But there are many, many challenges on the business side, and that is where I have focused most of my time. We are working hard to keep the Penguins and NHL hockey viable in Pittsburgh for a long, long time."

Marino's interest in sports began during his childhood in Revere, where he played high school football and baseball. He hoped to be a quarterback but never made the grade. "Imagine a quarterback named Marino!" he jokes.

But even though he grew up to become an owner in both the NHL and the AHL, Marino's sphere of influence extends far beyond the sports world.

He is a member of the Board of Trustees at Northeastern University, where he is an honorary Ph D. He and his wife, Michelle, donated \$6 million toward the funding of the Marino Recreation Center at Northeastern in 1995. A local newspaper headline once referred to him as the "Six Million Dollar Man." He also funds two annual scholarships at Revere High School.

"I'm just grateful that I'm able to do it," Marino said of his contributions to his two alma maters. "It's such a great feeling to give something back to the community."

Marino's charitable ties include the Roger M. Marino Charitable Foundation and the Dana Farber Cancer fund. He also is a founding director of the Gorbachev Foundation of North America.

The Marinos reside in the Boston area. He has five children; three daughters, Lauren, Linda and Gillian, and two sons, Alexander and Ross.





With a background that includes three decades in sports ownership and administration, Penguins co-owner Howard Baldwin brings plenty of experience — and hockey insight — to the table.

A leader in the formation of the World Hockey Association back in 1972, Baldwin has won championships in both the WHA and NHL and was a key figure in the landmark merger between the two leagues in 1979. His career in pro sports has been marked by innovation, creativity, professionalism and success.

Since becoming an owner of the Penguins in 1991, Baldwin has helped guide the franchise to one Stanley Cup, one President's Trophy and four division championships. And a Penguins player has won the NHL scoring title in six of his seven seasons.

"It has been an exhilarating time to be a part of Penguins hockey," Baldwin said. "We have one of the best records in the NHL in the 1990s, we've won more division titles than any team in this decade, we've had some very exciting players - and now we just want to face the challenge of keeping it going."

Baldwin knows all about challenges. He was a leader in the formation of the WHA in the early 1970s, establishing the New England Whalers in Boston and then moving the franchise to Hartford. Under coach Jack Kelley, the Whalers won the AVCO World Cup Championship, emblematic of WHA supremacy, in 1973.

**HOWARD BALDWIN**  
Co-Owner, Co-Managing Partner

In 1979, when the NHL negotiated a merger with four WHA franchises - Hartford, Edmonton, Quebec and Winnipeg - Baldwin played a major role in the negotiations. "He was a very big part of NHL history," said former NHL president John Ziegler.

Baldwin continued to serve as managing general partner of the Whalers until the club was sold to local ownership in 1988 for what was, at the time, the largest single sales price in NHL history. But he re-entered the world of NHL ownership when his group of investors, including Morris Belzberg and Thomas Ruta, bought the Penguins from Edward J. DeBartolo in November, 1991. Baldwin was named chairman of the board and essentially ran the franchise for the three-man group.

The crowning achievement of Baldwin's sports career was the Penguins' Stanley Cup championship in 1992, but the team has enjoyed consistent success throughout his tenure, including the four best regular seasons in franchise history. In 1992, he signed Mario Lemieux to a record seven-year contract designed to keep Lemieux a Penguin for the rest of his career.

The arrival of Roger Marino on May 8, 1997 led to a restructuring of ownership, with Baldwin and Marino now serving as co-owners and co-managing directors of the club.

Baldwin and his wife, Karen, who works closely with him on all projects, reside in Los Angeles, and Wareham, Mass. He has three children, Scott, Rebecca and Howard Jr., and two grandchildren, Chelsie Ann and Gage Howard.

Baldwin has served on the boards of a number of major charities, including Juvenile Diabetes, Retinitis Pigmentosa and the Mario Lemieux Foundation.

## CRAIG PATRICK General Manager



Known for his calm and patient management style, Craig Patrick has molded the Penguins into one of the most successful NHL franchises of the 1990s.

Since taking over the general manager's role on Dec. 5, 1989, he has led the Penguins to two Stanley Cups, one President's Trophy, five division championships and three 100-point seasons. Under his leadership, Pittsburgh has the second-best winning percentage in the 1990s, trailing only Detroit. Last season he was named the Sporting News NHL Executive of the Year for the second time in his Penguins career.

Patrick's eight-and-one-half seasons on the job is the franchise's longest continuous stint as general manager, and he has been with his team longer than all but four current NHL GMs: Boston's Harry Sinden, Edmonton's Glen Sather, New Jersey's Lou Lamoriello and the New York Rangers' Neil Smith.

Patrick, 52, also has served two stints as interim coach of the Penguins, most recently for the final 20 games of the 1996-97 season.

Known as a master on the trade market, his signature deal was the one that acquired Ron Francis, Ulf Samuelsson and Grant Jennings from the Hartford Whalers on the eve of the 1991 trading deadline, paving the way to the Penguins' first Stanley Cup. But he added many other players to the Cup mix in his first full season with the club, drafting Jaromir Jagr and trading for Larry Murphy, Joe Mullen, Peter Taglianetti, Jiri Hrdina, Gord Roberts and Scott Young. He also hired legendary "Badger Bob" Johnson as head coach and appointed Scotty Bowman as director of player development and recruitment.

In 1991-92, his second full season, Patrick made another dramatic trade, acquiring Rick Tocchet, Ken Wregget and Kjell Samuelsson from the Flyers and spurring the Penguins to a second straight Cup.

A member of one of hockey's most famous families - including grandfather Lester, father Lynn and uncle Muzz - Patrick played collegiate hockey at the University of Denver and captained the Pioneers to the NCAA championship in 1969. He played eight NHL seasons with five different teams, registering 72 goals and 163 points in 401 games - and also represented the U.S. at the 1976 Canada Cup - before retiring in 1979. He made the transition to management and coaching when he landed the dual role of assistant coach and assistant GM of the 1980 U.S. Olympic team, which won the gold medal at Lake Placid. The 1980 Olympic head coach was Herb Brooks, now a scout with the Penguins.

Patrick joined the New York Rangers organization as director of operations in 1980 and became the youngest general manager in club history on June 14, 1981. He served in that capacity through the 1985-86 season, leading his team to the playoffs every year.

Prior to joining the Penguins, Patrick spent two years as director of athletics and recreation at the University of Denver.

Born in Detroit, Patrick grew up in Boston and New Haven and was immersed in hockey because of his family ties. His grandfather, Lester, served as head coach and general manager of the Rangers and led his team to three Stanley Cups. His father, Lynn, was an all-star winger for the Rangers, became head coach of the club from 1948-50, and later served as GM of the Boston Bruins and St. Louis Blues. His uncle Muzz, a former Canadian heavyweight amateur boxing champion, played defense for the Rangers and was GM/coach from 1954-64. Lester and Lynn Patrick are members of the Hockey Hall of Fame.

Craig was named to the U.S. Hockey Hall of Fame in 1996.



## KEVIN CONSTANTINE

Head Coach

Kevin Constantine doesn't waste any time making an impression.

In his first season as head coach of the Penguins, Constantine reaffirmed his status as one of the bright young coaches in the game. Taking over a team that had lost the great Mario Lemieux to retirement, Constantine came in preaching discipline and structure and led the underdog Penguins to the Northeast Division championship, earning 98 points - the fourth-highest total in franchise history.

In balloting of his peers conducted by The Sporting News, he finished as runner-up to Boston's Pat Burns as NHL Coach of the Year.

"I think we all saw the impact a hard-working young coach like Kevin can have on a team," Penguins general manager Craig Patrick said. "He was a huge part of our success last season."

Constantine, 39, came to town in 1997 with three-plus seasons of NHL coaching experience already under his belt. He was head coach of the San Jose Sharks from 1993-95 and served as an assistant coach for the Calgary Flames in 1996-97, and during that time he developed a reputation as a tireless worker whose coaching methods - including the use of computers and video equipment - were on the very cutting edge of the game.

"He doesn't like losing," said Ray Whitney, one of his former players with San Jose. "And he's not too crazy about ties, either."

Constantine became the 14th head coach in Penguins history on June 12, 1997 and immediately set out to extend the winning tradition the team had established in the 1990s. Without Lemieux or high-scoring Petr Nedved, who didn't play because of a contract impasse, Constantine and his staff reshaped the Penguins from a freewheeling offensive club to a solid, hard-working unit, stressing consistency and relentless two-way play. And it worked.

The Penguins went 40-24-18 for 98 points - a total surpassed only three times in the 31-year history of the franchise. They achieved Constantine's desired "balance" by ranking third in both goals scored and goals allowed in the Eastern Conference.

And while they set a defensive record by allowing the fewest goals (188) in team history, the system still enabled Jaromir Jagr to win the NHL scoring championship with 102 points; significantly, Jagr was the only player in the league to top the 100-point mark.

"There is a lesson there," Constantine said. "You can be very responsible in the defensive end of the rink and still create plenty of offensive chances. The goal here is balance."

A high school all-star in his hometown of International Falls, Minnesota, Constantine went on to play three seasons as a goaltender at Rensselaer Polytechnic Institute (RPI) from 1978-80 and was a ninth-round draft choice of the Montreal Canadiens in 1978. He had a brief tryout with the Canadiens in 1980. "Let's just say it was not one of the highlights in the history of that great organization," Constantine deadpans.

Likewise, his coaching career began inauspiciously. Constantine, who had headed to the west coast to find a job after college, was working as a carpenter in Reno, Nevada when he volunteered to be a coach of a Junior 'C' team. He decided to go back to school and earned a bachelor's degree in business at the University of Nevada-Reno, but coaching was in his blood.

Constantine's first real coaching break came when he was named head coach of North Iowa of the United States Hockey League in 1985. He became head coach of the Rochester (Minn.) franchise in 1987 and led Rochester to the USHL and National Junior 'A' titles in 1987-88.

Constantine then stepped up to the professional ranks, serving as an assistant coach with Kalamazoo of the International Hockey League from 1988-91.

He landed his first professional head coaching job with Kansas City of the IHL in 1991-92 - at the tender age of 32 - and led the Blades to the league championship. In two seasons with Kansas City, Constantine compiled a record of 102-48-14, prompting a promotion to the NHL and San Jose in 1993-94. He was 55-78-24 in two-plus seasons with the Sharks.

He was the runner-up for the Jack Adams Award as NHL Coach of the Year in 1993-94 and was named IHL Coach of the Year in 1991-92.

Kevin and his wife, Peggy, have a son, Matthew (1), who often appears with his dad at post-game press conferences. The Constantines live in the South Hills.



## ASSISTANT COACHES



**MIKE EAVES**  
Assistant Coach  
Former NHL  
centermen Mike  
Eaves begins his  
second season on  
the Penguins

coaching staff.

Eaves, 42, has a diverse coaching resume, with experience at the NHL, AHL and collegiate levels, in addition to Europe. He was an assistant coach for the Philadelphia Flyers for three seasons (1988-89, 1989-90 and 1993-94) and served three seasons as head coach of the Flyers' American Hockey League affiliate in Hershey (1990-93), where his teams went 96-105-35. Eaves was a college coach for two seasons; one as head coach of the University of Wisconsin at Eau Claire (1986-87) and one as an assistant at St. Cloud State (1987-88). In addition, he was an assistant coach for Team USA in the 1991 Canada Cup Tournament.

A native of Denver, he played his college hockey at the University of Wisconsin under coach Bob Johnson, led the Badgers to the national championship in 1977 and is the leading scorer in school history. In eight NHL seasons with Minnesota and Calgary, Eaves scored 83 goals and 226 points in 324 games. Mike and his wife, Beth have two children, Ben and Patrick.

**DON JACKSON**  
Assistant Coach



Former NHL  
defenseman Don  
Jackson brings nine  
years of professional  
coaching

experience, and two Stanley  
Cup rings, to the Penguins staff.

Jackson, 42, was head coach of the Kansas City Blades of the International Hockey League in 1996-97, leading his team to a 39-28-15 record.

He served three seasons as an assistant coach with the NHL's Quebec Nordiques (1991-94) and also was head coach of the Wichita Thunder (Central Hockey League, 1995-96), Cincinnati Cyclones (IHL, 1994-95) and Knoxville Cherokees (East Coast Hockey League, 1989-91).

He led Knoxville to the ECHL championship in 1990-91 and was named the league's coach of the year for his efforts that season.

The Minneapolis native, in his second season on the Penguins staff, played 10 season in the NHL with Minnesota, Edmonton and New York Rangers, recording 16 goals, 68 points and 640 penalty minutes in 311 games. He earned two Stanley Cup rings with Edmonton in 1984 and 1985. Don and his wife, Nancy have three children, Clint, Carly and Liza.

## ASSISTANT COACHES



**TROY WARD**  
Assistant Coach

Troy Ward is the youngest member of the Penguins coaching staff at age 36, but he already has an impressive amount of coaching experience at the professional, collegiate and junior levels.

The St. Croix, Wisc. native spent two seasons as an assistant coach for the Indianapolis Ice of the International Hockey League prior to joining the Penguins for the 1997-98 season. Ward began his coaching career as the head coach at his alma mater, the University of Wisconsin at Eau Claire, in 1987-88 (Trivia tidbit: he replaced Mike Eaves as coach). After going 45-39-8 in three seasons at Eau Claire, Ward moved on to the University of Denver, where he was an assistant for three seasons.

In 1993, Ward was named head coach and general manager of the Dubuque Fighting Saints of the United States Hockey League and led his 1994-95 team to a third-place finish at the USA Junior Hockey Nationals. He took the Indianapolis job in 1995, after compiling a 63-49-5 record in two seasons at Dubuque. Troy and his wife Sheila have two children, Taylor and Nathan.

**RICK KEHOE**  
Pro Scout

Rick Kehoe, 46, begins his 24th season in the Penguins organization, including his third as a pro scout.



A talented right winger in his playing days, Kehoe played 11 of his 14 NHL seasons with the Penguins and still ranks as the third-leading scorer in club history with 636 points, trailing only Mario Lemieux and Jaromir Jagr. The Penguins acquired Kehoe in a 1974 trade with the Toronto Maple Leafs. He recorded 312 goals in 722 games with the Penguins over 11 seasons, won the Lady Byng Trophy (1981), and also appeared in two NHL All-Star games before retiring in 1985.

Kehoe was a Penguins scout for two seasons, then began his coaching career as an assistant on Pierre Creamer's staff in 1987. The Windsor, Ont. native served as an assistant under seven Penguins head coaches; Creamer, Gene Ubriaco, Craig Patrick (twice), Bob Johnson, Scotty Bowman, Ed Johnston and Kevin Constantine.

He was named a charter member of the Penguins Hall of Fame in 1992 and also is a member of the Western Pennsylvania Sports

**Dr. Charles Burke, Team Physician**

Dr. Charles Burke has served as the Penguins team physician since 1988.

He serves as attending orthopedic surgeon at Allegheny General and St. Margaret's Memorial Hospitals in Pittsburgh, specializing in sports medicine and orthopedic surgery, with special interests in knee and shoulder surgery. He also serves as an instructor at the St. Margaret's Sports Medicine Clinic.

A native of Boston, Burke graduated from Harvard and completed his graduate studies at the University of Cincinnati College of Medicine. He is board certified and a member of the American Academy of Orthopedic Surgeons.

He served as team physician for Team USA at the 1991 Canada Cup tournament.

He and his wife, Kathy, are the parents of four children.

**Mark Mortland, Trainer**

Mark Mortland enters his first year as a full-time member of the Penguins training staff, having served three seasons as a part-time physical therapist.

Prior to joining the Penguins, Mortland owned and directed seven sports medicine clinics in the Pittsburgh area.

Mortland attended Lock Haven University, earning a degree in athletic training, then went to the University of Maryland for his degree in physical therapy.

Mark and his wife, Judy, have two sons, Marcus (7) and Nicholas (5) and a daughter, Krista (5 months). They reside in Peters Township.

**Scott Johnson, Trainer**

Scott Johnson begins his first season as a full-time member of the Penguins training staff after serving five seasons as a part-time trainer.

Johnson, a graduate of North Dakota State with a B.S. in Athletic Training and Teacher Education, worked at St. Margaret Memorial Hospital and Allegheny Valley Hospital as an athletic trainer and worked at Shaler, Freeport, and Lower Burrell High School before joining the Penguins.

Scott and his wife, Marliss, have two daughters, Haley (5) and Brynn (3) and reside in Zelienople.



## MEDICAL/TRAINING/EQUIPMENT STAFF

### John Welday, Strength and Conditioning Coach

Former Penn State offensive lineman John Welday enters his tenth season as the Penguins strength and conditioning coach. Prior to joining the Penguins, he spent five seasons in the same capacity at Dartmouth College, working with all sports programs.



Welday, a native of Toronto, Ohio, was an offensive tackle at Penn State in 1978 and 1979 until his career was cut short by an injury. He then served as assistant strength coach at Penn State from 1980-83 and worked as a teaching assistant in the strength and conditioning program. During his time at Dartmouth, he also served as an instructor for physical education classes in strength training.


John and his wife, Jodi, have two children, son Jared and daughter Jordan.

### Steve Latin, Equipment Manager


Steve Latin enters his 11th season as the Penguins equipment manager. He also has worked with the Detroit Red Wings and Hartford Whalers and has worked over 1400 NHL games.

Latin, a native of Dearborn, Michigan, has an associate's degree in business from Eastern Michigan University in Ypsilanti. He broke into the NHL with Detroit in 1980 and moved to Hartford after six seasons with the Red Wings. He joined the Penguins staff in 1988.

Latin was equipment manager for Team USA in the 1990 world championships and at the 1991 Canada Cup tournament. He also worked the 1990 NHL All-Star Game in Pittsburgh.



### Paul Flati, Assistant Equipment Manager



Paul Flati enters his fifth season as the Penguins assistant equipment manager.

Flati also served as assistant equipment manager for the Pittsburgh Phantoms of Roller Hockey International in 1994.

Paul and his wife, Carla, reside in Aliquippa. He has three children.

### Ed Johnston, Assistant General Manager



Ed Johnston begins his second full season as the Penguins assistant general manager, working closely with Craig Patrick on all team-related matters. Johnston has spent 15 seasons with the club in a variety of roles, including general manger, head coach and assistant GM.

"EJ" served as head coach of the Penguins from 1980-83 and again from 1993-97, posting an overall record of 232-224-60 and leading the team to two division titles. He was general manger from 1983-88 and had the distinction of drafting Mario Lemieux with the first pick of the 1984 NHL draft. He also worked as assistant GM under Tony Esposito in 1988-89.

Johnston played 16 seasons as an NHL goaltender with Boston, Toronto, St. Louis and Chicago and earned two Stanley Cup rings in Boston. He was the last NHL goaltender to play every minute of a season when he played all 70 games for the 1963-64 Bruins. Overall, he played in 592 NHL games, recording 236 wins, 32 shutouts and a career goals-against average of 3.25.

Johnston retired as a player after the 1978 season and immediately stepped into the coaching ranks as head coach of Chicago's AHL affiliate in New Brunswick. After one season in the minors, he was named head coach of the Chicago Blackhawks in 1979 and led his team to a division title. He was hired by the Penguins the following season.

Johnston also served as GM of the Hartford Whalers from 1989-92.

Ed and his wife, Diane, have three children, Michele, E.J. Jr. and Joseph. The Johnstons reside in the South Hills of Pittsburgh.

### Greg Malone, Head Scout

Former NHL centerman Greg Malone enters his 8th season as the Penguins head scout overseeing all junior, college, high school and European scouting efforts. He has been part of the club's scouting staff since 1988 and logs thousands of miles on the road each season in his quest for young prospects.



Malone played 11 NHL seasons with the Penguins, Hartford and Quebec. During his Penguins career from 1976-83, he recorded 143 goals and 221 assists for 364 points in 495 games. He still ranks tenth on the team's all-time list in goals and tenth in points.

Malone's best season came in 1978-79, when he led the Penguins in both goals (35) and points (65). He resides in the Pittsburgh area with sons Ryan and Mark.

## HOCKEY STAFF/SCOUTS

### Gilles Meloche, Goaltending Coach and Scout

A veteran of 18 seasons as an NHL goaltender, Meloche begins his tenth season as the Penguins goaltending coach and scout.

Meloche played 788 games in his NHL career with Chicago, California, Cleveland, Minnesota and Pittsburgh. He posted 270 victories and played in the Stanley Cup finals with Minnesota in 1980-81.



The Penguins acquired Meloche in a 1985 trade, and he spent the final three seasons of his playing career in Pittsburgh. He joined the Penguins management team in December, 1989, shortly after Craig Patrick was named GM.

Meloche and wife, Sophie, were married this summer, and reside in his hometown of Rosemere, Que. He has a son, Eric, and a daughter, Annie. Eric Meloche was drafted by the Penguins in the seventh round of the 1996 NHL Entry Draft, and currently plays for Ohio State.

### Les Binkley, Scout

An original Penguin in 1967, former NHL goaltender Les Binkley begins his tenth and final season as a Penguins scout. Binkley will retire at the conclusion of the 1998-99 season. Previously, he was a scout for the Winnipeg Jets.

"Bink" played five seasons for the Penguins from 1967-72 and held the franchise record for career shutouts with 11, which was broken by Tom Barrasso last season.

He moved on to play four seasons in the WHA with Ottawa and Toronto from 1972-76. He joined the Rangers as a scout in 1977 and was hired by Winnipeg in 1978.

Les and his wife, Eleanor, reside in Hanover, Ontario and have two children and five grandchildren.



### Herb Brooks, Scout



Brooks brings a wealth of hockey experience and knowledge to the Penguins as he enters his fourth season on the scouting staff. A former college and Olympic player, he has been a successful head coach at the NHL, college, and Olympic levels.

Brooks served as head coach of the New York Rangers (1981-85), the Minnesota North Stars (1987-88) and the New Jersey Devils (1992-93). Before making the jump to the pro ranks, he was head coach at the University of Minnesota for seven seasons, winning three NCAA championships.

His most publicized accomplishment, however, came when he coached the 1980 U.S. Olympic team to a gold medal. Penguins GM Craig Patrick served as Brooks' assistant coach and assistant GM on that team.

Brooks was elected to the U.S. Hockey Hall of Fame in 1990.

### Ralph Cox, Scout

Cox enters his tenth season on the Penguins scouting staff and is primarily responsible for his native New England area.

A two-time All-America forward at the University of New Hampshire, Cox was a teammate of GM Craig Patrick and assistant coach of Don Jackson on the 1979 U.S. national team. Ironically, he was the last player cut from the 1980 Olympic team, coached by Herb Brooks.

He is New Hampshire's all-time leader in goals (127) and points (243).

Cox served as a player/coach in Finland, Austria and Switzerland from 1981-86.

He has a daughter, Delia, and a son, Dylan.



### Charlie Hodge, Scout

Former NHL goaltender and former Vezina Trophy winner Charlie Hodge is in his ninth season as a Penguins scout.

Hodge played 12 seasons in the NHL, including nine with the Montreal Canadiens, and was a member of five Stanley Cup championship teams. He won the Vezina Trophy in 1964 for posting the league's best goals-against average (2.62). He shared the Vezina with teammate Lorne "Gump" Worsley in 1966, and was named to the NHL's Second All-Star team in 1964 and 1965.



Hodge retired as a player in 1971 and spent two seasons coaching junior hockey before joining the Winnipeg Jets scouting staff in 1980. He and his wife, Sheila, have three children and five grandchildren and reside in Langley B.C.

### Mark Kelley, European Scout

Kelley, entering his sixth season as the Penguins European scout, has spanned the globe in search of hockey talent. His bases of operation have included Moscow and Prague.

During two seasons in Moscow, Kelley also served as assistant general manager of the Central Red Army team, known as the Russian Penguins.

A native of Waterville, Maine, Kelley played college hockey at Colby College and played professionally in Austria and with Binghamton of the AHL.

He was an assistant coach at Colby College from 1982-84 and spent five seasons as a scout for the Quebec Nordiques (1988-93) before joining the Penguins.





## ICEOPLEX AT SOUTHPOINTE

ICEOPLEX AT SOUTHPOINTE, the Penguins practice facility, is much more than just the official training center of the Penguins. ICEOPLEX serves the community as one of the premier recreational facilities.

ICEOPLEX AT SOUTHPOINTE opened to the public on May 20, 1995. The Penguins began practicing at ICEOPLEX in September, 1995, and the building celebrated with a grand opening on September 16, 1995.

ICEOPLEX is a multi-purpose facility that not only serves as the practice home of the Penguins, but a place for family fun and recreation for the surrounding area. ICEOPLEX has a National Hockey League regulation size ice surface that serves as the home of the Southpointe Amateur Hockey Association, Peters Township High School and Canon McMillan High School hockey teams. On Monday nights during the high school hockey season, ICEOPLEX hosts two South Hills Interscholastic Hockey League games. During the first three seasons, ICEOPLEX has held the high school hockey playoff semi-finals and finals.

ICEOPLEX also runs its own skating program for both the figure skater and the hockey player. Each year, ICEOPLEX has over 1,200 kids of all ages participating in the skating program. In addition to the fine skating program, ICEOPLEX holds summer hockey camps, including the Pittsburgh Penguins Hockey Camp, which features Penguins players and coaches. ICEOPLEX also has adult hockey leagues, freestyle sessions, coffee club sessions for adults and public skating for the whole family.

But, ice skating is only part of the story at ICEOPLEX. ICEOPLEX also features another rink, which is used to play indoor soccer in the fall and winter and for roller hockey in the spring and summer. Other features at ICEOPLEX include, a sport-styled restaurant, public meeting rooms, ballet and aerobics classes and skate rental.

**DIRECTIONS TO ICEOPLEX AT SOUTHPOINTE:** Located off Route 79 at Exit 10A, Southpointe/Hendersonville. If you are coming south on Route 79, stay in the right hand lane as you exit and bear right onto Southpointe Blvd. Follow Southpointe Blvd. For two miles and ICEOPLEX is on your left. If you are coming north on Route 79, take Exit 10A and make a left onto Southpointe Blvd. Continue on Southpointe Blvd. For two miles and ICEOPLEX is located on your left. Phone: 724-745-6666; FAX 724-745-6755



Harry Sanders  
Director



Igor Novodran  
Director of Skating



Joanne Defazio  
Director of Hockey  
Programs



Paul McKean  
Director of  
Operations



Bobby Dyer  
Director of Off-Ice  
Events



Ryan Mance  
Assistant Director of  
Off-Ice Events



Becky Krynock  
Administrative Assistant



# PENGUINS STAFF



Heather Ahramovitz  
Box Office



Mark Anderson  
Vice President  
Ticketing



Scott Baldwin  
Director of Planning  
and Design



Taylor Baldwin  
Manager  
Corp. Sponsorships



Paul Barto  
Director of Game  
Entertainment/Creative  
Services



Kimberly Bagesdarfer  
Manager  
Corp. Sponsorships



Scott Bolheimer  
Ticketing Account  
Executive



Tracy Botford  
Executive Assistant



Steve Bovino  
Director  
Media Relations



Laura Bryer  
Manager  
Customer Service



A.T. Caggiane  
Locker Room  
Attendant



Brian Coe  
Asst. Director  
Media Relations



Carol Coulson  
Box Office  
Manager



Bill Craig  
Director of  
Development



Greg Cribbs  
Vice President  
General Counsel



Pam Douglas  
Executive Assistant



Michelle Follen  
Manager  
Premium Services



Kelly Gabany  
Box Office



Amy Gillespie  
Assistant Marketing  
Manager



Bonnie Golinski  
Ticketing Account  
Executive



Mike Guiffre  
Group Ticketing  
Account Executive



Kevin Hart  
Controller



Elaine Heufelder  
Executive Assistant



Cindy Himes  
Director  
Public Relations



Amy Hirsch  
Executive Assistant

## PENGUINS STAFF



Rich Hixon  
Manager  
Corp. Sponsorships



Tawni Love  
Accounting



Brennan Mault  
Ticketing Account  
Executive



Marie Mays  
Marketing Manager



Tom McMillan  
Vice President  
Marketing and  
Communications



Ted Miller  
Premium Ticketing  
Account Executive



Daneen Napolitano  
Box Office



Mark Oresic  
Accounting



Renee Petrichevich  
Manager  
Community Relations



Barb Pilarski  
Creative Director



Chuck Pukansky  
Ticketing  
Account Executive



Allison Quigley  
Manager  
Ticketing Operations



Arden Robbins  
Manager  
Corp. Sponsorships



James Santilli  
Senior Ticket  
Sales Manager



Kevin Saundry  
Director of  
Team/Event Marketing



Chad Slencak  
Manager  
Inside Ticket Sales



Terri Smith  
Director  
Premium Services



Doug Smoyer  
Premium Seating  
Account Executive



Dave Soltesz  
Vice President  
Advertising



Troy Ussack  
Accounting



Bob Vogel  
Vice President  
Finance/Administration



Mimi York  
Manager  
Corp. Sponsorships



Iceburgh  
Team Mascot

## PITTSBURGH PENGUINS MORE THAN A HOCKEY TEAM



A corporate leader in community service, the Pittsburgh Penguins' organization is proud of its extensive community outreach program, which benefits a wide range of charitable, social service, and educational programs throughout the western Pennsylvania area.

The Penguins community outreach program has enjoyed tremendous success over the years because the program is truly a "team effort" involving everyone in the organization...ownership endorsing

and supporting the club's numerous community outreach efforts...players cautioning middle school youngsters on the dangers of substance abuse...the entire team helping disadvantaged youths select winter clothing during the Penguins Project Bundle-Up Shopping Day...the team's annual sponsorship of the Carnegie Library Summer Reading Program...players making their annual visit to Pittsburgh's Children's Hospital...fans who donate thousands of dollars and thousands of pounds of food at Penguins food drives...ownership, team management, players and team broadcasters appearing at the annual Penguins/USX blood drive...the players and their wives raising over 1.5 million dollars with the Penguins At Your Service annual dinner over the past 12 years for the fight against cystic fibrosis...the Penguins organization awarding 31 Continuing Education Scholarships to Pittsburgh inner-city high school seniors and seven Bob Johnson Memorial Scholarships to deserving scholar-athletes...the entire team hosting Make-A-Wish children and their families for a special practice session and party...the Penguins Wives Association raising funds for a local no-kill animal shelter...staff members and the Penguins Alumni Association joining forces to raise money for a hockey program comprised of physically handicapped athletes...and a community relations staff dedicated to maximizing the team's involvement with and contributions to the Pittsburgh community.



## COMMUNITY RELATIONS

### SCHOLARSHIPS

The Penguins have two annual scholarship programs, the Continuing Education Scholarship and the Bob Johnson Memorial Scholarship. Since 1992, over \$48,000 in higher education scholarships have been awarded to deserving Pittsburgh area students. Over the past seven seasons, the Penguins have awarded 31 Continuing Education Scholarships and seven Bob Johnson Memorial Scholarships.

**The Continuing Education Scholarship:** The \$1,000 scholarships are awarded to Pittsburgh inner-city high school seniors on the basis of academic achievement, community service and participation in school activities. A total of five scholarships were awarded in 1998.

**The Bob Johnson Memorial Scholarship:** The \$2,500 scholarship was established in memory of the Penguins late head coach, Bob Johnson, who led the team to its first Stanley Cup Championship in 1991. It is awarded to a western Pennsylvania high school senior for academic excellence, community service and providing leadership, sportsmanship and a positive attitude as a member of their school's hockey program.

#### Scholarship Recipients

1998: Mary Montgomery, Shady Side Academy

1997: Colin Simithraaratchy, Greensburg

1996: Brett Huston, Bishop McCort

1995: John Cullen, Kiski & Doug Swingle, Franklin Regional

1994: Ryan Smart, Meadville

1993: Charlie Blasko, Greensburg Salem

1992: Jon Yackmack, Armstrong Central

### ANTI-DRUG SCHOOL PROGRAM

The 1998-99 season marks the second year of TEAM Cool Kids, a program which evolved from the five-year Goals For Life program. This season, the team hopes a more comprehensive and student-driven program will encourage students to stay drug-free. Team members (4-8 grade students) create their own in-school substance abuse program, which must also promote education and positive self-esteem. Winning teams will be honored at a Penguins game and will receive an autographed jersey to help fund their program. The best overall project will have an opportunity to have players visit their school.

### PEN PALS

Each year relatives and friends of terminally ill children or children who have suffered catastrophic loss have contacted the Penguins to request a special gift – an afternoon with the Penguins. The team is proud to honor these requests as part of the Pen Pals program for exceptional children. Each child and their family may attend a practice at ICEOPLEX then meet their player host for a tour of the locker room. Children can add to their autograph collection and have a photo taken with their favorite players. In addition, the family will be the guests of the Penguins at a regular season home game.

## COMMUNITY RELATIONS

### CHILDREN'S HOSPITAL VISIT

Each season, Penguins players and coaches visit the patients of Children's Hospital of Pittsburgh. This tradition dates back to the late 1970's and is a favorite of players.

### FOOD AND TOY COLLECTIONS

In March of 1992, the Penguins held their first Score Against Hunger night for the benefit of the Greater Pittsburgh Community Food Bank. Thus far, the six drives have resulted in food donations totaling 5,056 pounds of food and over \$3,330 in cash donations. The Penguins have also worked with the Salvation Army's Angel Tree program for toy collection nights. Over 2,800 toys and \$9,177 were collected over the past five years.

### PENGUINS/USX BLOOD DRIVE

In September, the eighth annual Penguins/USX "Score One for Life" Blood Drive for the Central Blood Bank was held at the USX Tower downtown. During the first seven years, the drives have collected over 3,941 units of blood which have benefited over 9,103 area patients. Penguins' players, announcers and coaches appear at the event to sign autographs for the donors.

### PENGUINS AT YOUR SERVICE DINNER

In 1986, Penguins' Public Relations Director, Cindy Himes, started this event for the benefit of the Cystic Fibrosis Foundation. Over the past 12 years, the dinner has raised over \$1.5 million for successful research into discovering a cure for the disease. The dinner has turned into one of the major social events of the year in Pittsburgh. Penguins' players work as waiters at the event, which also includes a major fundraising auction.

### PENGUINS SUMMER CARAVAN

As a goodwill tour to promote the Penguins and the sport of hockey, the caravan travels the tri-state area meeting and greeting fans. The caravan group includes a Penguins player, team alumnus along with members of the PR and sales staffs. Each caravan trip features activities including youth hockey clinics, formal speaking engagements and autograph sessions at community events throughout Pennsylvania, Ohio and West Virginia.

### PENGUINS CHARITY CALENDAR & COOKBOOK

Penguins players and their family pets are featured in the team's charity calendar which benefits the Animal Friends Shelter in Pittsburgh. Highlights of the charity cookbook, benefiting the Pittsburgh Food Bank, include favorite recipes of the players and top-rated Pittsburgh restaurants.

## COMMUNITY RELATIONS

### PITTSBURGH PENGUINS WIVES CHARITY ASSOCIATION


The Penguins Wives Charity Association was created in 1997 to raise awareness of and monies for a variety of charities involving child welfare, humane animal programs, senior citizens and battered women. As part of this program, the wives have visited the Horizon Senior Home during the Christmas holidays for Operation Shoebox, organized photo opportunities with the Stanley Cup to raise money for the Animal Friends Shelter and assisted in the collection of recipes for a Penguins cookbook for the Greater Pittsburgh Community Food Bank.

### PITTSBURGH PENGUINS ALUMNI ASSOCIATION

The Penguins Alumni Association held its first charity golf tournament in July with 34 alumni members participating in the event. Proceeds benefited the Pittsburgh Sledge Hockey Team, a hockey program for physically handicapped youth. Alumni members also play in charity hockey games throughout the year raising funds for the community and participate in a variety of activities with the Penguins' organization including the Summer Caravan and Fan Fest.



## THE CIVIC ARENA



One of the most tradition-rich buildings in the NHL, the Civic Arena, located in the heart of Pittsburgh, serves a population of over 2.7 million people in the Western Pennsylvania, Eastern Ohio and West Virginia regions. Centrally located, the Civic Arena is easily accessible from Pittsburgh's main arteries and interstate highways.

Year-round, the Pittsburgh Civic Arena offers a wide variety of entertainment with exciting tenants like the 1991 and 1992 Stanley Cup Champion Pittsburgh Penguins of the NHL, and the University of Pittsburgh's Men's basketball team. The Civic Arena hosts over 170 events annually from family spectaculars such as Walt Disney's World On Ice and Sesame Street Live to major concerts such as Eric Clapton, Billy Joel, Metallica, Garth Brooks and Rod Stewart. The Arena also hosted the first round of the NCAA East Region Basketball Tournament in March of 1997.

The Pittsburgh Civic Arena boasts an excellent seating capacity; flexible design, and modern luxuries. The arena is capable of seating 16,958 for hockey games and up to 18,000 for concerts with 54 luxury boxes (710 total seats), 18 Gold Circle Boxes (144 total seats), 152 north/south box seats and 88 club seats. The facility offers the flexibility of five different seating configurations and the luxury of the elegant Igloo Club, which can accommodate over 400 people for pre-event dinners and banquets.

The Civic Arena features the largest retractable stainless steel roof in the world. Built in 1961, the arena was designed for use by the Civic Light Opera. Originally named the Civic Auditorium, the \$22 million facility was financed by a combination of public and private funds, including outright grants from the City of Pittsburgh, Allegheny County and Edgar J. Kaufmann.

The arena project played a major role in the rapid growth Pittsburgh experienced in the late 50s and early 60s. The Bell Telephone building, Gateway Center, the Hilton Hotel, Mellon Square Park and the Fort Pitt tunnel and bridge were all erected during that period.

Famous for its revolutionary design, the Civic Arena's roof is constructed to open or close in 2 1/2 minutes. The roof, which has no interior supports, is divided radially into eight leaves and is supported by a huge cantilever arm that arches 260 feet. Built from 2,950 tons of Pittsburgh Steel, the mammoth dome measures 170,000 total square feet.

Home of the NHL's Pittsburgh Penguins, hockey enthusiasts refer to the Arena by its nickname - "The Igloo." Since 1961, the building has undergone a series of expansion and modernization programs. In the years 1972-75, the press box was constructed, 23 "super boxes" were built, and the "E" section balconies were added to raise the seating capacity from the original 13,000 to over 17,000. The year 1991 marked the completion of a three-year, \$11.4 million renovation program which included exterior landscaping, new A level seating, reconstruction of the Igloo Club, the addition of new super boxes, and the installation of computerized ice making equipment. In 1993, two additional balconies, six super boxes and a new club seating section were added to expand building capacity to 18,000. The summer of 1994 brought the construction of six new super boxes and 27 in-arena luxury boxes.

Also, in 1994, the Penguins, at their own expense, added two new balconies at the North and South ends of the arena which totaled 1,000 new seats; relocated the press box to the West side of the arena and expanded seating from 85 to 96 seats; reconstructed six new super boxes and 88 club seats where the old press box was located; and constructed 16 new eight seat Golden Circle Boxes, located at the exit/entrance to the concourse.

Most recently, in the summer and fall of 1997, the Arena underwent perhaps its most ambitious renovation to date, bringing modern, cutting edge amenities to a treasured, traditional building. The project created 1,692 "Igloo Seats" at center ice, serviced by two new exclusive private club lounges, widened and relocated public concourses and constructed nearly 20,000 square feet of new concourse public space, including a dramatically expanded retail store and other new amenities.


Spectacor Management Group (SMG) is the management company for both the Civic Arena and Three Rivers Stadium. Philadelphia based SMG is universally recognized as the world leader in the private management of public assembly facilities. SMG currently operates over 60 facilities worldwide, including the Los Angeles Coliseum, Louisiana Superdome, London Arena (England), Soldier Field (Chicago), and Long Beach Entertainment Center. SMG facilities host more concerts than any other presenter in the world.

Twenty-five professional sports teams and ten major collegiate men's basketball and football programs make their homes in SMG buildings. SMG facilities have hosted many prestigious events such as: the Democratic and Republican National Conventions, the Superbowl, the World Series, NCAA Men's Regional and Final Four Basketball Championships, NBA Championships, NHL Stanley Cup Finals, the Amnesty International World Tour, and the 1984 Summer Olympics.





# THE PLAYERS





# Stu Barnes

Center

HT/WT: 5' 11" 186 lbs.

Shoots: Right

Age: 27 Born: Spruce Grove, Alberta 12/25/70

Acquired: Traded by Florida to Pittsburgh with Jason Woolley for Chris Wells on November 19, 1996.

# 14

## Career Highlights

Milestones Achieved: 400<sup>th</sup> game (1/20/98 vs Ottawa)  
100<sup>th</sup> goal (12/12/97)

Milestones Within Reach (Current Total):  
500<sup>th</sup> game (433)  
300<sup>th</sup> point (273)  
200<sup>th</sup> assist (152)

First NHL Game: 10/4/91 in a 6-2 Winnipeg win vs Los Angeles

First NHL Point: 10/19/91 an assist in a 5-4 Winnipeg win at San Jose

First NHL Goal: 10/27/91 vs Mike Eruzione in a 6-5 Winnipeg win vs Washington

Most Goals, Game: 3 - 7/10/98 in a 4-3 Penguins win vs New Jersey 11/11/91 in a 6-2 Winnipeg win vs Los Angeles

Most Assists, Game: 3 - 3/21/98 in a 4-3 Penguins win vs Philadelphia 10/12/96 in a 6-0 Florida win vs Hartford

Most Points, Game: 4 - 12 games - last 3/21/98 in a 4-3 Penguins win vs Philadelphia

Most Penalty Minutes, Game: 10 - 4/10/96 in a 2-1 Florida loss vs Tampa Bay

## Career Scoring vs. NHL

TEAM	GP	G	A	PTS	PIM	TEAM	GP	G	A	PTS	PIM
Anaheim	9	2	5	7	2	New Jersey	22	8	7	15	6
Boston	20	7	7	14	2	NY Islanders	24	7	10	17	6
Buffalo	23	3	7	10	10	NY Rangers	22	3	5	8	12
Calgary	17	4	10	14	10	Ottawa	21	11	10	21	12
Carolina	23	9	13	22	6	Philadelphia	27	5	10	15	10
Chicago	11	1	1	2	8	Phoenix	9	6	4	10	6
Colorado	15	4	5	9	6	Pittsburgh	13	3	3	6	6
Dallas	12	2	2	4	8	San Jose	15	3	7	10	8
Detroit	11	2	4	6	6	St. Louis	11	2	1	3	0
Edmonton	16	6	6	12	4	Tampa Bay	19	5	9	14	16
Florida	8	0	0	0	0	Toronto	12	7	3	10	4
Los Angeles	13	6	1	7	8	Vancouver	13	2	7	9	8
Montreal	24	10	6	16	14	Washington	23	3	9	12	6
<b>TOTALS</b>	<b>433</b>	<b>121</b>	<b>152</b>	<b>273</b>	<b>184</b>						

## Amateur and Professional Record

YEAR	CLUB	LEAGUE	REGULAR SEASON										PLAYOFFS				
			GP	G	A	PTS	PIM	+/-	PP	SH	GW	S	GP	G	A	PTS	PIM
1987-88	N. W. Minster	WHL	71	37	64	101	88	--	--	--	--	--	5	2	3	5	6
1988-89	Tri-City (a)	WHL	70	59	82	141	117	--	--	--	--	--	7	6	5	11	10
1989-90	Tri-City	WHL	63	52	92	144	165	--	--	--	--	--	7	1	5	6	26
1990-91	Canadian Natl.		53	22	27	49	68	--	--	--	--	--	--	--	--	--	--
1991-92	Winnipeg	NHL	46	8	9	17	26	-2	4	0	0	75	--	--	--	--	--
	Moncton	AHL	30	13	19	32	10	--	--	--	--	11	3	9	12	6	
1992-93	Winnipeg	NHL	38	12	10	22	10	-3	3	0	3	75	6	1	3	4	2
	Moncton	AHL	42	23	31	54	58	--	--	--	--	--	--	--	--	--	--
1993-94	Winnipeg	NHL	18	5	4	9	8	-1	2	0	0	--	--	--	--	--	--
	Florida (b)	NHL	59	18	20	38	30	5	6	1	3	--	--	--	--	--	--
1994-95	Florida	NHL	41	10	19	29	8	7	1	0	2	--	--	--	--	--	--
1995-96	Florida	NHL	72	19	25	44	46	-12	8	0	5	0	22	6	10	16	4
1996-97	Florida	NHL	19	2	8	10	10	-3	1	0	0	44	--	--	--	--	--
	PITTSBURGH (c)	NHL	62	17	22	39	16	-20	4	0	3	132	5	0	1	1	0
1997-98	PITTSBURGH	NHL	78	30	35	65	30	15	15	1	5	196	6	3	3	6	2
	<b>NHL TOTALS</b>		<b>433</b>	<b>121</b>	<b>152</b>	<b>273</b>	<b>184</b>	<b>-14</b>	<b>44</b>	<b>2</b>	<b>21</b>	<b>--</b>	<b>39</b>	<b>10</b>	<b>17</b>	<b>27</b>	<b>8</b>
	<b>PITTS. TOTALS</b>		<b>140</b>	<b>47</b>	<b>57</b>	<b>104</b>	<b>46</b>	<b>-5</b>	<b>19</b>	<b>1</b>	<b>8</b>	<b>328</b>	<b>11</b>	<b>3</b>	<b>4</b>	<b>7</b>	<b>2</b>

a - Selected by Winnipeg in the 1989 Entry Draft. First Jets choice, fourth overall. b - Traded to Florida by Winnipeg with St. Louis' sixth round choice in 1994 Entry Draft in exchange for Randy Gilson, Nov. 26, 1993.

c - Traded to Pittsburgh by Florida with Jason Woolley in exchange for Chris Wells, Nov. 19, 1996.

## 1997-98

Set career highs in goals (30), assists (35) and points (65)...Led the Penguins and tied for third in the league with 15 power play goals...Ranked second on the team in goals , third in assists, third in points and tied for second in plus/minus (+15)...His 30 goals were tied for 20<sup>th</sup> in the league...Ranked third on the team with 27 power play points (15+12)...Recorded 39 points at home (18+21), third on the team, and 26 points (12+14) on the road, tied for third on the team...Was a plus or even player in 56 of his 78 games (71.8%)...Led the team with a 58% face-off percentage...Ranked second on the team with 196 shots...Had three four-game point streaks: November 22-29 (3+3); January 28-February 2 (3+4) and February 7-March 2 (4+2)...Also posted two three-game point streaks: October 25-November 1 (1+5) and December 12-19 (2+2)...Tallied 17 multiple point games (12-two point, 5-three point) and four multiple goal games (3-two goal and 1 hat trick)...Collected his second career hat trick on January 10 vs New Jersey, his first since November 11, 1991 with Winnipeg...Scored the 100<sup>th</sup> goal of his career on December 12 at Phoenix...Was a season-high plus-4 on February 25 at Montreal...Missed two games due to injury (back spasms, hip flexor) and two due to an NHL suspension...**PLAYOFFS:** Played in all six games, ranking second on the team with six points (3+3)...Ranked third on the team with a plus-2 rating...Had points in three of six games...Tallied three points (2+1), including the game-winning goal in a 4-1 Penguins win in Game Two vs Montreal on April 25...Collected two assists in Game Four at Montreal on April 29...Was his fourth appearance in the Playoffs and second with the Penguins.

## Career

Recorded 49 points (19+30) in 1996-97 with Florida and the Penguins in a career-high 81 games...Played in 62 games with the Penguins, collecting 39 points (17+22), four power play goals and three game-winning goals...In 19 games with the Panthers, tallied 10 points (2+8), with one power play goal...Posted nine multiple point games with the Penguins...Had a season-high six game point streak from December 30-January 11, recording six points (3+3)...Collected his 200<sup>th</sup> career point with a goal on March 12 at Phoenix...Tallied one assist in the playoffs, appearing in all five games...Was acquired by the Penguins from Florida with Jason Woolley in exchange for Chris Wells on November 19...Ranked sixth on the Florida Panthers in goals and points in 1995-96, recording 44 points (19+25)...Scored five game-winning goals to rank third on the team and was tied for fourth with eight power play goals...Tied for second on the Panthers in playoff scoring with 16 points (6+10) in 22 games, leading the team in assists and plus/minus (+10)...Tied for the team lead in points with 29 (10+19) in 1994-95 and finished second on the Panthers with a plus-7 rating...Collected the 100<sup>th</sup> point of his career on February 15 vs Ottawa...Split the 1993-94 season between Winnipeg and Florida, recording 47 points (23+24) in 77 games...Acquired by Florida from Winnipeg on November 26 in exchange for Randy Gilhen...Played in 38 games with Winnipeg in 1992-93, collecting 22 points (12+10)...Tallied 54 points (23+31) in 42 games with Moncton (AHL)...Played in six playoff games with the Jets, recording four points (1+3)...Played in his first NHL game on October 27, 1991 for Winnipeg vs Los Angeles...In 46 games with the Jets in 1991-92, tallied 17 points (8+9)...Also appeared in 30 games with Moncton (AHL), collecting 32 points (13+19)...Scored his first NHL goal on October 27 vs Washington (Mike Liut)...Played three seasons of junior hockey in the Western Hockey League (1987-90), one for New Westminster and two for Tri-City, scoring 148 goals in 204 career games...Reached the 100-point plateau in each of his three junior seasons...Was named a Second-Team WHL All-Star in 1988-89 after posting 141 points (59+82) in 70 games for Tri-City...Selected by Winnipeg in the first round, fourth overall, in the 1989 Entry Draft...Only Mats Sundin (Quebec), Dave Chyzowski (NY Islanders) and Scott Thornton (Toronto) were selected ahead of him...Stu and his wife, Julie, have a daughter, Reily (2).





# Tom Barrasso

# 35

Goaltender

HT/WT: 6' 3" 210 lbs.

Catches: Right

Age: 33 Born: Boston, Massachusetts 3/31/65

Acquired: Traded by Buffalo to Pittsburgh with Buffalo's third round draft choice in the 1990 Entry Draft for Doug Bodger and Darrin Shannon on November 12, 1988.

## Career Highlights

### Milestones Achieved:

- 300<sup>th</sup> win (10/19/97 at Florida);
- 250<sup>th</sup> win (11/18/93 vs Washington);
- 200<sup>th</sup> win (3/19/92 vs Quebec)
- 30<sup>th</sup> shutout (3/22/98 at Dallas);
- 600<sup>th</sup> game (10/16/96 at NY Rangers);
- 500<sup>th</sup> game (4/7/93 vs Montreal)

### Milestones Within Reach (Current Total):

- 350<sup>th</sup> win (326);
- 700<sup>th</sup> game (665)

First NHL Game: 10/5/83 - in a 5-3 Buffalo win vs Hartford

First NHL Win: 10/5/83 - in a 5-3 Buffalo win vs Hartford

First NHL Shutout: 1/18/84 in a 4-0 Buffalo win at Los Angeles

Career Shutouts: 30 - last - 3/22/98 in a 0-0 OT Penguins tie at Dallas

## Barrasso's Place Among Active Goaltenders

Games Played	Wins	Shutouts
1 Grant Fuhr 806	1 Grant Fuhr 382	1 Patrick Roy 41
2 Patrick Roy 717	2 Patrick Roy 380	2 Ed Belfour 40
3 John Vanbiesbroeck 717	3 Mike Vernon 331	3 Dominik Hasek 33
4 <b>TOM BARRASSO</b> 665	4 <b>TOM BARRASSO</b> 326	4 Martin Brodeur 32
5 Mike Vernon 624	5 John Vanbiesbroeck 306	5 <b>TOM BARRASSO</b> 30
6 Bill Ranford 595	6 Ron Hextall 286	6 John Vanbiesbroeck 29
7 Ron Hextall 585	7 Ed Belfour 241	7 Grant Fuhr 23
		8 Ron Hextall 23

## 1997-98

Ranked third in the league with a career best 2.07 goals against average...Tied for second in the league with a .922 save percentage...Played in 63 games, matching his career high set in 1992-93...Recorded seven shutouts, a career-high, to rank sixth in the league...The seven shutouts set a club record for shutouts in a season, eclipsing Les Binkley's record of six set in 1967-68...Broke the Penguins record for career shutouts (Binkley 11), with his 12<sup>th</sup> on November 15 at Toronto...His seventh shutout of the season, March 22 at Dallas, was the 30<sup>th</sup> of his career...Recorded 31 wins - which tied for sixth in the league...The 31 wins were the second-highest total of his career (43 in 1992-93)...Was his 11<sup>th</sup> season with 20-or-more wins...Collected the 300<sup>th</sup> win of his career on October 19 at Florida, becoming the first American born goaltender and 14<sup>th</sup> overall to reach 300 wins...Picked up his 200<sup>th</sup> win as a Penguin on April 4 at Tampa Bay...Set a club record for consecutive road shutouts with three - November 15 at Toronto, November 20 at Ottawa and December 1 at Montreal...Allowed three goals or less in 54 of his 62 games (87.1%), not including the December 27 game vs Montreal when he replaced Peter Skudra and played 2:02...Allowed three goals in 10 games, two in 22 games, one in 15 games and seven shutouts...Had a six-game win streak from November 20 to December 1...Was unbeaten in eight games from November 15-December 1 (7-0-1) and in seven games from January 20-31 (5-0-2)...Had a seven-game road unbeaten streak from November 15-December 19 (5-0-2)...Made a season-high 51 saves in a 4-2 Penguins win vs Detroit on January 31...Recorded two assists - and ranks second in NHL history in assists and points by a goaltender with 45, one behind Grant Fuhr...PLAYOFFS: Played in all six games vs Montreal, posting a 2.71 goals against average...His win in Game Four on April 29 at Montreal was his 50<sup>th</sup> playoff win with the Penguins and 53<sup>rd</sup> overall...Played in his 100<sup>th</sup> career playoff game in Game Six on May 3 at Montreal...Holds club playoff records among goalies in games played (88), wins (50) and shutouts (5)...Was his 11<sup>th</sup> appearance in the playoffs, eighth with the Penguins.

## Career Goaltending vs. NHL

TEAM	GP	MP	GA	SO	AVG	W-L-T
Anaheim	3	185	4	1	1.30	2-0-1
Boston	51	3016	176	2	3.50	24-18-8
Buffalo	21	1253	57	1	2.73	11-7-3
Calgary	19	1006	65	0	3.88	8-10-0
Carolina	53	3076	170	3	3.32	25-20-5
Chicago	21	1229	83	0	4.05	10-9-1
Colorado	37	2131	129	0	3.63	17-14-4
Dallas	15	853	45	1	3.17	6-5-3
Detroit	26	1554	80	1	3.09	12-7-7
Edmonton	17	981	71	1	4.34	6-10-1
Florida	8	484	19	0	2.36	5-2-1
Los Angeles	21	1209	70	1	3.47	7-10-3
Montreal	43	2264	130	3	3.45	14-20-5
New Jersey	48	2739	157	2	3.44	25-14-6
NY Islanders	36	1984	117	1	3.54	19-11-2
NY Rangers	43	2476	142	2	3.44	21-16-4
Ottawa	13	790	18	3	1.37	10-1-2
Philadelphia	37	2133	113	2	3.18	18-13-4
Phoenix	24	1444	74	2	3.07	16-7-1
Pittsburgh	11	655	35	0	3.21	4-3-3
San Jose	10	609	29	1	2.86	6-2-2
St. Louis	23	1277	67	0	3.15	11-7-3
Tampa Bay	9	506	16	0	1.90	5-1-2
Toronto	20	1201	62	2	3.10	13-6-1
Vancouver	17	936	65	0	4.17	11-5-0
Washington	39	2176	116	1	3.20	20-14-4
<b>TOTALS</b>	<b>665</b>	<b>38166</b>	<b>2110</b>	<b>30</b>	<b>3.32</b>	<b>326-232-76</b>

## Amateur and Professional Record

YEAR	CLUB	LEAGUE	REGULAR SEASON					PLAYOFFS						
			GP	W-L-T	MP	GA	SO	AVG.	GP	W-L	MP	GA	SO	AVG.
1981-82	Acton-Boxboro	HS	23	—	—	32	7	1.39	—	—	—	—	—	—
1982-83	Acton-Boxboro (a)	HS	23	—	—	17	10	0.73	—	—	—	—	—	—
1983-84	Buffalo (b,c,d,e)	NHL	42	26-12-3	2475	117	2	2.84	3	0-2	139	8	0	3.45
1984-85	Buffalo (f,g)	NHL	54	25-18-10	3248	144	5*	2.66*	5	2-3	300	22	0	4.40
	Rochester	AHL	5	3-1-1	267	6	1	1.35	—	—	—	—	—	—
1985-86	Buffalo	NHL	60	29-24-5	3561	214	2	3.61	—	—	—	—	—	—
1986-87	Buffalo	NHL	46	17-23-2	2501	152	2	3.65	—	—	—	—	—	—
1987-88	Buffalo	NHL	54	25-18-8	3133	173	2	3.31	4	1-3	224	16	0	4.29
1988-89	Buffalo (h)	NHL	10	2-7-0	545	45	0	4.95	—	—	—	—	—	—
	PITTSBURGH	NHL	44	18-15-7	2406	162	0	4.04	11	7-4	631	40	0	3.80
1989-90	PITTSBURGH	NHL	24	7-12-3	1294	101	0	4.68	—	—	—	—	—	—
1990-91	PITTSBURGH	NHL	48	27-16-3	2754	165	1	3.59	20	12-7	1175	51	1*	2.60*
1991-92	PITTSBURGH	NHL	57	25-22-9	3329	196	1	3.53	21*	16*-5	1233*	58	1	2.82
1992-93	PITTSBURGH (f)	NHL	63	43*-14-5	3702	186	4	3.01	12	7-5	722	35	2*	2.91
1993-94	PITTSBURGH	NHL	44	22-15-5	2482	139	2	3.36	6	2-4	356	17	0	2.87
1994-95	PITTSBURGH	NHL	2	0-1-1	125	8	0	3.84	2	0-1	80	8	0	6.00
1995-96	PITTSBURGH	NHL	49	29-16-2	2799	160	2	3.43	10	4-5	558	26	1	2.80
1996-97	PITTSBURGH	NHL	5	0-5-0	270	26	0	5.78	—	—	—	—	—	—
1997-98	PITTSBURGH	NHL	63	31-14-13	3542	122	7	2.07	6	2-4	376	17	0	2.71
<b>NHL TOTALS</b>			<b>665</b>	<b>326-232-76</b>	<b>38166</b>	<b>2110</b>	<b>30</b>	<b>3.32</b>	<b>100</b>	<b>53-43</b>	<b>5794</b>	<b>298</b>	<b>5</b>	<b>3.09</b>
<b>PGH TOTALS</b>			<b>397</b>	<b>202-130-48</b>	<b>22703</b>	<b>1265</b>	<b>17</b>	<b>3.34</b>	<b>88</b>	<b>50-35</b>	<b>5131</b>	<b>252</b>	<b>5</b>	<b>2.95</b>

\* - League Leading Figure. a - Drafted by Buffalo in 1983 Entry Draft. First Sabres pick, fifth overall, first round. b - NHL First Team All-Star. c - Vezina Trophy. d - Calder Memorial Trophy. e - NHL All-Rookie Team. f - NHL Second Team All-Star. g - William Jennings Trophy (with Bob Sauve). h - Traded with Buffalo's third round choice in the 1990 Entry Draft to Pittsburgh for Doug Bodger and Darrin Shannon, Nov. 12, 1988.

## CAREER NOTES

- Ranks 12<sup>th</sup> in NHL history with 326 wins and is fourth among active goalies.
- Ranks 15<sup>th</sup> in NHL history in games played with 665 and is fourth among active goalies. Don Beaupre is 14<sup>th</sup> on the all-time list with 667 games played.
- Is the all-time leader among American-born goaltenders in wins (326), games played (665) and is second in shutouts (30). Frank Brimsek is first with 40 shutouts.
- Holds the club record in career wins (202), games played (397), minutes played (22,703), and shutouts (17).
- Holds the club record for wins in a season (43 in 1992-93), most home wins in a season (24 in 1992-93) and road wins in a season (19 in 1992-93).
- Has the longest win streak in club history, 14, set in 1992-93.
- One of only five active goalies to have won at least two Stanley Cups (Fuhr-4, Roy-3, Osgood-2, Vernon-2).
- Holds club playoff records in wins (50), games played (88) and shutouts (5).
- In the Stanley Cup Finals, has a 2.47 goals against average and a record of 7-2.
- Holds the NHL playoff record for the longest win streak of 14, winning the last 11 games of the 1992 playoffs and the first three in 1993.
- Tied for the NHL record for wins in a playoff year with 16 in the 1992 playoffs.
- One of only four goalies in NHL history (Frank Brimsek-1938-39, Tony Esposito-1969-70 and Ed Belfour-1990-91) to win the Vezina Trophy and the Calder Trophy in the same year (1983-84).
- Named to the NHL First All Star Team in 1983-84 and to the Second Team in 1984-85 and 1992-93.
- Named to the NHL All-Rookie Team in 1983-84.
- Shared the William Jennings Trophy with Bob Sauve in 1984-85.
- Named as one of the 10 Outstanding Young Americans by the United States Jaycees in January, 1994.

## Career

Played in only five games in **1996-97** due to a recurring shoulder injury...Played in his 600<sup>th</sup> career game on October 16 at the New York Rangers...Underwent shoulder surgery on January 3 and missed the remainder of the season, including the playoffs...Led the Penguins with 29 wins in **1995-96**, his 10<sup>th</sup> season with 20-or-more wins...Tied for ninth in the league in wins...Had a season-high 10-game unbeaten streak (8-0-2) from October 14 to November 17...Posted two shutouts – January 17 at Buffalo and February 16 at Winnipeg...Missed the first 43 games of the **1994-95** season after undergoing surgery to repair tendon and cartilage damage in his right wrist on January 20...Led the Penguins with 22 wins in **1993-94**...Set the record for wins by an American-born goaltender with his 253<sup>rd</sup> victory on February 15 vs Winnipeg, breaking the record held by Frank Brimsek...Won the 250<sup>th</sup> game of his career on November 18 vs Washington...Named to the NHL Second All-Star team and was runner-up to Ed Belfour in the voting for the Vezina Trophy in **1992-93**, leading the NHL with 43 wins, a single-season career high...Ranked third in the league with a 3.01 goals against average and fourth with a .901 save

percentage...Had a club record 14-game win streak from March 9 to April 9...Broke Denis Herron's club record for career wins with his 89<sup>th</sup> on November 20 at New Jersey...Set team records for wins (43), home wins (24) and road wins (19) in a season...Tied the club record for games by a goaltender in one season with 63, set by Greg Millen in 1980-81...Set a club record for assists in a season by a goaltender with eight...Won the first three games in the playoffs, extending his playoff winning streak to 14, an NHL record...Tied for 10<sup>th</sup> in the league with 25 wins in 1991-92...Won the last 11 games of the playoffs, recording a 2.14 goals against average...Tied an NHL record for wins in a playoff year with 16, backstopping the Penguins to their second straight Stanley Cup...Led all playoff goalies in games played (21), wins (16) and minutes played (1,233)...Posted 27 wins in 1990-91...Named Player of the Month for December going 7-0-0 with a 2.29 goals against average...Led all goalies in the playoffs with a 2.60 goals against average...Recorded his first career playoff shutout on May 25 at Minnesota (8-0) as the Penguins clinched the Stanley Cup...Missed 23 games in 1989-90 due to a broken right wrist suffered on October 14 vs Montreal, and 29 games due to a leave of absence granted by the team on February 9 due to his daughter's illness...Went 18-15-7 for the Penguins in 1988-89...Was acquired by the Penguins from Buffalo with a third round draft choice in the 1990 Entry Draft for Doug Bodger and Darrin Shannon on November 12, 1988...Was 2-7-0 in 10 games with the Sabres prior to the trade...Finished second in the Vezina Trophy voting to Edmonton's Grant Fuhr in 1987-88, posting a 25-18-8 record and a 3.31 goals against average in 54 games with Buffalo...Named NHL Player of the Month in January, becoming the first Sabre ever so honored...Picked up 17 of the Sabres 28 wins in 1986-87...Was tied for third in the league with two shutouts...Tied for third in the league in wins (29) and games played (60) in 1985-86...Shared the William Jennings Trophy with Bob Sauve in 1984-85 and was runner-up to Pelle Lindbergh of Philadelphia in Vezina Trophy voting...Named to the NHL Second All-Star team...Led the NHL with a 2.66 goals against average and five shutouts...Voted to start the 1985 All-Star Game in Calgary, allowing two goals in 30 minutes...Captured the Vezina Trophy and the Calder Trophy as a rookie in 1983-84, becoming one of only four goalies to win both awards in the same season...Named a First Team NHL All-Star and to the All-Rookie Team...Ranked second in the league with a 2.84 goals against average...Drafted by the Sabres in the first round of the 1983 Entry Draft, fifth overall, the second-highest a goalie has been drafted (Robert Luongo - NY Islanders, fourth overall in 1997 Entry Draft)...Played for Team USA in the 1984 and 1987 Canada Cup Tournaments and the 1983 World Junior Championships...Tom and wife, Megan, have three daughters, Ashley (11), Kelsey (9) and Mallory (6)...Enjoys administering the Ashley Barrasso Cancer Research Fund.





# Rob Brown

Right Wing

HT/WT: 5' 10" 183 lbs.

Shoots: Left

Age: 30 Born: Kingston, Ontario 4/10/68

Acquired: Signed as a free agent, October 1, 1997.

# 44

## Career Highlights

**Milestones Achieved:** 400<sup>th</sup> game (1/14/98 at Boston); 200<sup>th</sup> assist (10/1/97 vs Los Angeles); 100<sup>th</sup> goal (3/4/90 vs Minnesota); 200<sup>th</sup> point (12/27/89 vs NY Rangers)

**Milestones Within Reach (Current Total):** 500<sup>th</sup> game (435); 200<sup>th</sup> goal (167); 400<sup>th</sup> point (391)

**First NHL Game:** 10/21/87 in a 5-4 Penguins loss vs New Jersey

**First NHL Point:** 10/21/87 a goal in a 5-4 Penguins loss vs New Jersey

**First NHL Goal:** 10/21/87 vs Alain Chevrier in a 5-4 Penguins loss vs New Jersey

**Most Goals, Game:** 3 – seven times – last – 3/4/90 in an 8-6 Penguins win vs Minnesota

**Most Assists, Game:** 5 – 1/12/89 in a 9-2 Penguins win at Minnesota

**Most Points, Game:** 6 – 1/12/89 in a 9-2 Penguins win at Minnesota (1g,5a)

**Most Penalty Minutes, Game:** 22 – 1/20/89 in a 7-3 Penguins loss at Winnipeg

## Career Scoring vs. NHL

TEAM	GP	G	A	PTS	PIM	TEAM	GP	G	A	PTS	PIM
Anaheim	2	0	1	1	0	New Jersey	28	9	16	25	53
Boston	22	10	4	14	38	NY Islanders	30	13	17	30	27
Buffalo	22	10	7	17	10	NY Rangers	28	9	12	21	53
Calgary	18	4	14	18	16	Ottawa	6	1	0	1	6
Carolina	15	6	7	13	17	Philadelphia	29	10	12	22	20
Chicago	15	7	8	15	16	Phoenix	15	6	8	14	35
Colorado	21	7	11	18	31	Pittsburgh	3	1	1	2	10
Dallas	15	9	11	20	8	San Jose	5	2	3	5	2
Detroit	16	4	11	15	6	St. Louis	17	7	5	12	24
Edmonton	16	7	10	17	10	Tampa Bay	5	0	2	2	2
Florida	4	1	2	3	2	Toronto	19	12	11	23	44
Los Angeles	16	5	4	9	14	Vancouver	15	6	12	18	33
Montreal	24	9	15	24	19	Washington	29	12	20	32	37
						<b>TOTALS</b>	<b>435</b>	<b>167</b>	<b>224</b>	<b>391</b>	<b>573</b>

## Amateur and Professional Record

YEAR	CLUB	LEAGUE	REGULAR SEASON					PLAYOFFS									
			GP	G	A	PTS	PIM	+/-	PP	SH	GW	S	GP	G	A	PTS	PIM
1984-85	Kamloops	WHL	60	29	50	79	95	—	—	—	—	—	15	8	8	16	28
1985-86	Kamloops (a, b)	WHL	69	58	115	173	171	—	—	—	—	—	16	18	28	46	14
1986-87	Kamloops (a, c)	WHL	63	76	136	212	101	—	—	—	—	—	5	6	5	11	6
1987-88	PITTSBURGH	NHL	51	24	20	44	56	—	—	—	—	—	—	—	—	—	—
1988-89	PITTSBURGH	NHL	68	49	66	115	118	—	—	—	—	—	11	5	3	8	22
1989-90	PITTSBURGH	NHL	80	33	47	80	102	—	—	—	—	—	—	—	—	—	—
1990-91	PITTSBURGH	NHL	25	6	10	16	31	—	—	—	—	—	—	—	—	—	—
	Hartford (d)	NHL	44	18	24	42	101	—	—	—	—	—	5	1	0	1	7
1991-92	Hartford	NHL	42	16	15	31	39	—	—	—	—	—	—	—	—	—	—
	Chicago (e)	NHL	25	5	11	16	34	—	—	—	—	—	8	2	4	6	4
1992-93	Chicago	NHL	15	1	6	7	33	—	—	—	—	—	—	—	—	—	—
	Indianapolis	IHL	19	14	19	33	32	—	—	—	—	—	2	0	1	1	2
1993-94	Dallas (f)	NHL	1	0	0	0	0	—	—	—	—	—	5	1	3	4	6
	Kalamazoo (g, h, i)	IHL	79	42	113	155	188	—	—	—	—	—	—	—	—	—	—
1994-95	Los Angeles (j)	NHL	2	0	0	0	0	—	—	—	—	—	—	—	—	—	—
	Phoenix (k)	IHL	69	34	73	107	135	—	—	—	—	—	9	4	12	16	0
1995-96	Chicago (g, h)	IHL	79	52	91	143	100	—	—	—	—	—	9	4	11	15	6
1996-97	Chicago (g, h)	IHL	76	37	80	117	98	—	—	—	—	—	6	2	4	6	16
1997-98	PITTSBURGH (l)	NHL	82	15	25	40	59	-1	4	0	4	172	6	1	0	1	4
	<b>NHL TOTALS</b>		<b>435</b>	<b>167</b>	<b>224</b>	<b>391</b>	<b>573</b>	—	—	—	—	—	<b>30</b>	<b>9</b>	<b>7</b>	<b>16</b>	<b>37</b>
	<b>PGH. TOTALS</b>		<b>306</b>	<b>127</b>	<b>168</b>	<b>295</b>	<b>366</b>	—	—	—	—	—	<b>17</b>	<b>6</b>	<b>3</b>	<b>9</b>	<b>26</b>

a - WHL First All-Star Team. b - Drafted by Pittsburgh in 1986 Entry Draft. Pittsburgh's fourth choice, 67<sup>th</sup> overall, fourth round. c - Canadian Major Junior Player of the Year. d - Traded to Hartford by Pittsburgh for Scott Young, Dec. 21, 1990. e - Traded to Chicago by Hartford for Steve Konroyd, Jan. 24, 1992. f - Signed by Dallas as a free agent, Aug. 12, 1993. g - IHL First All-Star Team. h - Leo P. Lamoureux Memorial Trophy (IHL Top Scorer). i - James Gatschene Memorial Trophy (IHL MVP). j - Signed by Los Angeles as a free agent, June 14, 1994. k - IHL Second All-Star Team. l - Signed by Pittsburgh as a free agent, Oct. 1, 1997.



## 1997-98

Played in a career-high 82 games, collecting 40 points (15+25)...Was one of only two Penguins to appear in all 82 games (Tyler Wright)...Ranked sixth on the team in goals, assists, points and power play points (4+11=15)...Second on the team with 120 hits and ranked fourth with 172 shots on goal...Recorded 22 points at home (9+13) and 18 on the road (6+12)...Tallied a season-high three points (2+1) on November 1 vs Vancouver, scoring the game-winning goal in overtime...Tied for fourth on the team with four game-winning goals...Had a five-game point streak from January 24-31, totaling five points (2+3)...Also posted four three-game point streaks: October 25-November 1 (2+3); December 9-12 (1+3); January 3-7 (1+2) and April 11-16 (3+1)...Was a plus or even player in 60 of 82 games (73.2%), and finished the season minus-1...Was a season-high plus-3 on November 26 vs Carolina...Played in his 400<sup>th</sup> NHL game on January 14 at Boston...Appeared in his 300<sup>th</sup> game as a Penguin on April 5 at Florida...Ranks 13<sup>th</sup> on the Penguins all-time goals list with 127, five behind Bob Errey...Ranks 17<sup>th</sup> on the Penguins all-time points list with 295, six behind Larry Murphy...Signed as a free agent by the Penguins on October 1, after attending training camp as a tryout...**PLAYOFFS:** Scored one goal, playing in all six games vs Montreal...Scored a power play goal in Game Four on April 29<sup>th</sup> at Montreal...Was his fourth appearance in the NHL playoffs, second with the Penguins.

## Career

Led the International Hockey League in scoring for the third time in **1996-97** with 117 points (37+80) in 76 games with the Chicago Wolves...Won the Leo P. Lamoureux Award as the league's top scorer and was named a First Team All-Star...Also led the league in assists...Ranked eighth in goals...Also collected 98 penalty minutes...Led the Wolves in playoff scoring with six points (2+4) in four games...Recorded 143 points (52+91) in 79 games with Chicago (IHL) in **1995-96** to win the Lamoureux Trophy as the league's top scorer...Also led the league in assists and ranked fourth in goals...Was named an IHL First Team All-Star...Again paced the Wolves in playoff scoring, tallying 15 points (4+11) in nine games...Played in two games with Los Angeles in **1994-95** after signing as a free agent with the Kings on June 16, 1994...Played in 69 games with Phoenix, and led the team and ranked third in the league with 107 points (34+73)...His 73 assists ranked second in the league...Was named an IHL Second Team All-Star...Ranked second on the Roadrunners in goals...Led Phoenix with 16 points (4+12) in nine playoff games...Signed as a free agent by Dallas on August 12, 1993, and played one game for the Stars in **1993-94**...Won the Lamoureux Trophy for the first time as the league's top scorer with 155 points (42+113) in 79 games with Kalamazoo...His 113 assists were a league record...Named to the IHL First All-Star Team...Tied for the team lead with 188 penalty minutes...Had more assists than Kalamazoo's second leading scorer had points (95)...Ranked second on the Wings with four points (1+3) in five playoff games...Began the **1992-93** season with the Chicago Blackhawks, appearing in 15 games and recording seven points (1+6) and 33 penalty minutes...Was assigned to Indianapolis (IHL) on February 17...Played in 19 games at Indianapolis, collecting 33 points (14+19) and 32 penalty minutes...Played in a total of 67 games in **1991-92** with Hartford and Chicago, totaling 47 points (21+26) and 71 penalty minutes...Began the season with Hartford, picking up 31 points (16+15) in 42 games, before being traded to Chicago for Steve Konroyd on January 24...Tallied 16 points (5+11) and 32 penalty minutes in 25 games with the Blackhawks...Had 14 multiple point games on the season...Appeared in eight of Chicago's 18 playoff games, recording six points (2+4)...Collected all of his points in the Campbell Conference Finals vs Edmonton...Played in three of the four games in the Stanley Cup Finals vs Pittsburgh...Split the **1990-91** season between the Penguins and Hartford, totaling 58 points (24+34) in 69 games...Picked up 16 points (6+10) and 31 penalty minutes in 25 games with the Penguins...Was traded to Hartford for Scott Young on December 21...Collected 42 points (18+24) and 101 penalty minutes in 44 games with the Whalers...Ten of his 18 goals with Hartford came on the power play...Totaled 132 penalty minutes, a career-high...Scored one goal in five playoff games with the Whalers...Ranked second on the Penguins with 33 goals in **1989-90** and fourth on the team in points (80) and assists (47)...Tied for second on the team with 12 power play goals...One of only two Penguins (Paul Coffey) to play in all 80 games...Set career highs in goals (49), assists (66) and points (115) in 68 games in **1988-89**...Ranked fifth in the league in scoring and tied for sixth in goals...Scored 24 power play goals, third in the league...Had 35 multiple point games, including a career high six (1+5) on January 12 at Minnesota...Recorded at least one point in 55 of his 68 games (80.9%)...Missed 12 games with a separated right shoulder...Played in the NHL All-Star Game at Edmonton...Added eight points (5+3) in 11 playoff games...Three of his five playoff goals were game-winners, tied for second in the league...Collected 44 points (24+20) in 51 games in his rookie season, **1987-88**...Was assigned to the Canadian National Junior Team and picked up eight points (6+2) in seven games at the World Junior Championships...Named the **1986-87** Canadian Major Junior Player of the Year, WHL Player of the Year and Western Division Player of the Year after recording 212 points (76+136) in 63 games with Kamloops...Led the league in points and assists...Set career records for assists (343) and points (522) in his four seasons with Kamloops...Drafted by the Penguins in the fourth round, 67<sup>th</sup> overall, of the 1986 Entry Draft...Rob and his wife, Holly were married this past June.





# Bobby Dollas

# 8

Defense

HT/WT: 6' 2" 212 lbs.

Shoots: Left

Age: 33 Born: Montreal, Quebec 1/31/65

Acquired: Traded by Edmonton to Pittsburgh with Tony Hrkac for the rights to Josef Beranek, June 16, 1998.

## Career Highlights

Milestones Achieved: 500<sup>th</sup> game (1/3/98 vs Dallas)  
 1000<sup>th</sup> Point (2/8/97 at Edmonton)  
 400<sup>th</sup> game (12/1/96 vs Edmonton)

Milestones Within Reach (Current Total): 1000<sup>th</sup> assist (80)  
 First NHL Game: 10/5/83 - in a 6-6 OT Winnipeg tie vs Detroit  
 First NHL Point: 12/7/85 - an assist in a 3-2 Winnipeg loss vs Los Angeles  
 First NHL Goal: 11/17/90 - vs Peter Ing in an 8-4 Detroit win at Toronto  
 Most Goals, Game: 1 - 36 times - last - 4/15/98 in a 5-3 Edmonton win vs Anaheim.  
 Most Assists, Game: 2 - six times - last - 7/17/97 in a 5-1 Anaheim win vs Edmonton  
 Most Points, Game: 3 - 3/25/95 in a 6-3 Anaheim win at San Jose (1g, 2a)  
 Most Penalty Minutes, Game: 15 - three times - last - 12/22/97 in a 5-1 Anaheim win vs Calgary.

## Career Scoring vs. NHL

TEAM	GP	G	A	PTS	PIM	TEAM	GP	G	A	PTS	PIM
Anaheim	4	1	0	1	0	New Jersey	10	0	2	2	2
Boston	11	1	2	3	6	NY Islanders	14	1	2	3	2
Buffalo	15	1	1	2	12	NY Rangers	13	2	1	3	4
Calgary	32	0	5	5	32	Ottawa	9	1	2	3	4
Carolina	14	0	4	4	20	Philadelphia	11	0	1	1	11
Chicago	30	0	2	2	26	Phoenix	24	1	6	7	18
Colorado	19	3	1	4	8	Pittsburgh	12	0	3	3	29
Dallas	27	1	6	7	14	San Jose	25	4	7	11	19
Detroit	22	2	8	10	2	St. Louis	33	2	7	9	26
Edmonton	33	5	5	10	25	Tampa Bay	6	0	0	0	2
Florida	7	0	0	0	10	Toronto	32	2	5	7	12
Los Angeles	36	2	5	7	41	Vancouver	37	2	3	5	20
Montreal	12	2	1	3	10	Washington	17	3	1	4	6
						<b>TOTALS</b>	<b>505</b>	<b>36</b>	<b>80</b>	<b>116</b>	<b>361</b>

## Amateur and Professional Record

YEAR	CLUB	LEAGUE	REGULAR SEASON							PLAYOFFS								
			GP	G	A	PTS	PIM	+/-	PP	SH	GW	S	GP	G	A	PTS	PIM	
1982-83	Laval (a)	QMJHL	63	16	45	61	144	—	—	—	—	—	—	11	5	5	10	23
1983-84	Laval	QMJHL	54	12	33	45	80	—	—	—	—	—	—	14	1	8	9	23
	Winnipeg	NHL	1	0	0	0	0	-2	—	—	—	—	—	—	—	—	—	—
1984-85	Winnipeg	NHL	9	0	0	0	0	+3	—	—	—	—	—	—	—	—	—	—
	Sherbrooke	AHL	8	1	3	4	4	—	—	—	—	—	—	17	3	6	9	17
1985-86	Sherbrooke	AHL	25	4	7	11	29	—	—	—	—	—	—	3	0	0	0	2
	Winnipeg	NHL	46	0	5	5	66	-3	—	—	—	—	—	16	2	4	6	13
1986-87	Sherbrooke	AHL	75	6	18	24	87	—	—	—	—	—	—	—	—	—	—	—
1987-88	Quebec (b)	NHL	9	0	0	0	2	-4	—	—	—	—	—	—	—	—	—	—
	Moncton	AHL	26	4	10	14	20	—	—	—	—	—	—	—	—	—	—	—
	Fredericton	AHL	33	4	8	12	27	—	—	—	—	—	—	15	2	2	4	24
1988-89	Quebec	NHL	16	0	3	3	16	-1	—	—	—	—	—	—	—	—	—	—
	Halifax	AHL	57	5	19	24	65	—	—	—	—	—	—	4	1	0	1	14
1989-90	Canadian Nat'l Team		68	8	29	37	60	—	—	—	—	—	—	—	—	—	—	—
1990-91	Detroit (c)	NHL	56	3	5	8	20	6	—	—	—	—	—	7	1	0	1	13
1991-92	Detroit	NHL	27	3	1	4	20	4	—	—	—	—	—	2	0	1	1	0
	Adirondack	AHL	19	1	6	7	33	19	—	—	—	—	—	18	7	4	11	23
1992-93	Adirondack	AHL	64	7	36	43	54	52	—	—	—	—	—	11	0	1	1	33
	Detroit (d)	NHL	6	0	0	0	2	3	—	—	—	—	—	—	—	—	—	—
1993-94	Anaheim	NHL	77	9	11	20	55	20	—	—	—	—	—	—	—	—	—	—
1994-95	Anaheim	NHL	45	7	13	20	12	-3	—	—	—	—	—	—	—	—	—	—
1995-96	Anaheim	NHL	82	8	22	30	64	9	—	—	—	—	—	—	—	—	—	—
1996-97	Anaheim	NHL	79	4	14	18	55	17	—	—	—	—	—	11	0	0	0	4
1997-98	Anaheim (e)	NHL	22	0	1	1	27	-12	0	0	0	11	—	—	—	—	—	—
	Edmonton (f)	NHL	30	2	5	7	22	6	0	0	0	27	—	11	0	0	0	16
	<b>NHL TOTALS</b>		<b>505</b>	<b>36</b>	<b>80</b>	<b>116</b>	<b>361</b>	<b>43</b>	<b>—</b>	<b>—</b>	<b>—</b>	<b>—</b>	<b>34</b>	<b>1</b>	<b>1</b>	<b>2</b>	<b>35</b>	

a - Drafted by Winnipeg in 1983 Entry Draft. Winnipeg's second pick, 14th overall, first round. b - Traded to Quebec by Winnipeg for Stu Kulak, Dec. 17, 1987. c - Signed by Detroit as a free agent, Oct. 18, 1990.  
 d - Claimed by Anaheim in 1993 Expansion Draft. e - Traded to Edmonton for Drew Bannister on January 9, 1998. f - Traded by Edmonton to Pittsburgh along with Tony Hrkac for the rights to Josef Beranek, June 16, 1998.

## 1997-98

Began the season with Anaheim, recording one assist and 27 penalty minutes in 22 games...Missed three games from October 21-25 with a broken toe...Returned to the lineup on October 26 at the New York Rangers and played in two games before suffering a lacerated wrist tendon on October 28 at Toronto...Returned to the lineup on December 2 at Toronto and played in 14 games with the Mighty Ducks before being traded to Edmonton for Drew Bannister on January 9...Picked up an assist in his third game with the Oilers on January 12 vs St. Louis...In 30 games with Edmonton, recorded seven points and 22 penalty minutes...Suffered a subluxed shoulder on March 2 at Colorado and missed seven games...Returned March 25 vs Washington and notched his first goal of the season...Also scored on April 15 vs Anaheim...Was a plus or even player in 25 of his 30 games with the Oilers (83.3%) and was plus-six with Edmonton...Played in his 500<sup>th</sup> NHL game on April 3 vs Dallas...**PLAYOFFS:** Played in 11 of Edmonton's 12 playoff games, going scoreless with 16 penalty minutes...Tied fourth on the team with a plus-2 rating...Was his fifth appearance in the NHL playoffs.

## Career

Collected 18 points (4+14) in 79 games in 1996-97...Was a plus-17 for the season, the second highest rating of his career...Recorded his 100<sup>th</sup> career point with a goal on February 8 at Edmonton...Missed three games from April 1-4 due to chicken pox...Played in all 11 playoff games, going scoreless...Played in a career-high 82 games in 1995-96 and led Anaheim defensemen with 30 points (8+22)...Set career highs in assists and penalty minutes (64)...One of only two Anaheim players (Paul Kariya) to appear in all 82 games...Led Anaheim defensemen in scoring with 20 points (7+13) in 1994-95...Played in 45 games and collected 12 penalty minutes...Picked up three points (1+2) on March 23 at San Jose, a single-game career high...Had a career-high seven-game point streak from March 9-23, totaling nine points (3+6)...Paced the Mighty Ducks in plus/minus in 1993-94 with a career-high plus-20 rating...Tied for third among Anaheim defensemen in points with 20 (9+11)...Nominated for the 1994 Bill Masterton Trophy by the Anaheim Chapter of the NHL Writer's Association...Helped Team Canada win a gold medal at the 1994 World Championships, picking up one assist in eight games...Was a plus-11 at the tournament...Acquired by Anaheim from Detroit in the 1993 NHL Expansion Draft...Played in six games with Detroit in 1992-93, going scoreless with two penalty minutes...In 64 games with Adirondack (AHL), tallied 43 points (7+36) and 54 penalty minutes...Won the Eddie Shore Plaque as the AHL's Outstanding Defenseman...Was a plus-53...Collected 11 points (3+8) in 11 playoff games with Adirondack, tied for fourth on the team...Appeared in 27 games with Detroit in 1991-92, notching four points (3+1)...Also played in 19 games with Adirondack, collecting seven points (1+6) in 19 games...Added 11 points (7+4) in 18 playoff games, as Adirondack won the Calder Cup...Played in two playoff games with Detroit, notching his first career playoff assist on April 22 at Minnesota...Recorded eight points (3+5) in 56 games with Detroit in 1990-91...Scored his first NHL goal on November 17 at Toronto (Peter Ing)...Tallied his first playoff point with a goal on April 12 at St. Louis...Attended Vancouver's training camp but was released and signed with the Red Wings on October 18...Played the 1989-90 season with the Canadian National Team...Played in 25 games with Quebec over two seasons, recording three assists...Was acquired by the Nordiques from Winnipeg for Stu Kulak on December 17, 1987...Played in 56 games with Winnipeg from 1983-1986, recording five assists and 66 penalty minutes...Notched his first career point with an assist on December 7, 1985...Played junior at Laval for two seasons (1982-84), and was named a QMJHL Second Team All-Star in 1983 after collecting 61 points (16+45) in 63 games...Was a teammate of Mario Lemieux at Laval...Helped Canada win the 1985 World Junior Championship, recording two assists and was named to the tournament all-star team...Drafted by Winnipeg in the first round, 14<sup>th</sup> overall, of the 1983 Entry Draft...Bobby and his wife, Lynne, have a daughter, Selina (7).





# Kevin Hatcher

# 4

Defense

HT/WT: 6'3" 230 lbs

Shoots: Right

Age: 32 Born: Detroit, Michigan 8/9/66

Acquired: Traded by Dallas to Pittsburgh for Sergei Zubov on June 22, 1996.

## Career Highlights

Milestones Achieved: 500<sup>th</sup> point (10/19/96 vs Washington);  
 400<sup>th</sup> point (11/26/93 vs Pittsburgh);  
 200<sup>th</sup> goal (1/29/98 at Boston);  
 100<sup>th</sup> goal (10/7/92 vs Toronto);  
 300<sup>th</sup> assist (11/4/95 at Detroit);  
 900<sup>th</sup> game (10/28/97 at Calgary);  
 800<sup>th</sup> game (4/3/96 at Winnipeg);

Milestones Within Reach (Current Total): 1,000<sup>th</sup> game (960);  
 600<sup>th</sup> point (598);  
 400 assists (390)

First NHL Game: 4/6/85 - in a 7-4 Washington win at Pittsburgh  
 First NHL Point: 4/7/85 - a goal in a 7-3 Washington win at Pittsburgh  
 First NHL Goal: 4/7/85 - vs Brian Ford in a 7-3 Washington win at Pittsburgh  
 Most Goals, Game: 3 - 1/24/96 in a 5-3 Dallas win at Edmonton; 1 - 11/93 in a 5-4 Washington loss at the Rangers.  
 Most Assists, Game: 3 - 11 times - last - 10/10/97 in a 4-1 Penguin win at Florida  
 Most Points, Game: 4 - six times - last - 1/24/96 in a 5-3 Dallas win at Edmonton (3g, 1a)  
 Most Penalty Minutes, Game: 22 - 1/30/87 in a 3-3 Washington tie vs the Islanders.

## Hatcher's Place Among Defensemen

### GOALS - ALL-TIME

1 Paul Coffey	383
2 Ray Bourque	375
3 Denis Potvin	310
4 Phil Housley	291
5 Bobby Orr	270
Al MacInnis	270
7 Larry Murphy	265
8 Doug Mohns	248
9 Reed Larson	222
10 Brad Park	213
11 KEVIN HATCHER	208
12 Steve Duchesne	202

### GOALS - ACTIVE

1 Paul Coffey	383
2 Ray Bourque	375
3 Phil Housley	291
4 Al MacInnis	270
5 Larry Murphy	265
6 KEVIN HATCHER	208
7 Steve Duchesne	202

### POINTS - ACTIVE

1 Paul Coffey	1,473
2 Ray Bourque	1,411
3 Larry Murphy	1,042
4 Phil Housley	1,021
5 Al MacInnis	1,003
6 Scott Stevens	772
7 Chris Chelios	762
8 Gary Suter	744
9 Dave Balbych	715
10 Brian Leetch	700
11 Steve Duchesne	638
12 KEVIN HATCHER	598
13 Jeff Brown	584
14 James Patrick	577
15 Dave Ellett	552
16 Garry Galley	534
17 Doug Bodger	513

## 1997-98

Tied for 11<sup>th</sup> among NHL defensemen with 48 points (19, 29)...Led all Penguins defensemen in goals (19), assists (29), points (48), power play goals (13) and shots on goal (169)...Ranked fourth on the team in goals, assists, points, power play goals (25), ranked fifth in shots and second in power play goals (13)...His 19 goals were tied for second among NHL defensemen with Al MacInnis, trailing only Rob Blake (23)...Was his 11<sup>th</sup> consecutive season with 10-or-more goals, the third-longest streak among active defensemen (Bourque 19, Duchesne 12)...Led NHL defensemen with 13 power play goals and was tied for seventh in the league...Became just the 11<sup>th</sup> defenseman in NHL history to score 200 goals, notching his 200<sup>th</sup> on January 29 at Boston...Played in his 900<sup>th</sup> career game on October 28 at Calgary...Recorded 10 multiple point games, including four two-goal games...Matched his career high for assists in a game, notching three on October 19 at Florida...Also had a three point game on November 29 vs Montreal (1+2) and January 6 at the New York Islanders (1+2)...Was a plus or even player in 49 of his 74 games (66.2%) and finished the season minus three...Was a season-high plus three on January 22 at New Jersey, February 25 at Montreal and March 7 vs Philadelphia...Ranks sixth among active defensemen with 208 goals and 12<sup>th</sup> in points with 598...Ranks third among U.S.-born defensemen in goals, trailing Phil Housley (291) and Reed Larson (222)...Dressed for all four of the U.S. Olympic team's games in Nagano, Japan, recording two assists...Missed seven games due to injury (lower leg-6, flu)...PLAYOFFS: Played in all six games vs Montreal, scoring one goal...Led the team with 12 penalty minutes...Scored a power play goal in Game Four, a 6-3 Penguins win, April 29 at Montreal...Has played in 99 career playoff games, appearing in the playoffs in 14 of his 15 NHL seasons.

## Career Scoring vs. NHL

TEAM	GP	G	A	PTS	PIM	TEAM	GP	G	A	PTS	PIM
Anaheim	12	1	9	10	8	New Jersey	67	11	27	38	100
Boston	34	10	19	29	48	NY Islanders	70	19	29	48	148
Buffalo	40	8	10	18	57	NY Rangers	68	15	28	43	67
Calgary	34	7	12	19	24	Ottawa	20	5	11	16	28
Carolina	40	13	13	26	52	Philadelphia	70	16	25	41	118
Chicago	37	9	14	23	68	Phoenix	35	6	16	22	35
Colorado	35	5	13	18	68	Pittsburgh	61	9	26	35	136
Dallas	28	5	7	12	21	San Jose	18	3	12	15	26
Detroit	38	3	7	10	46	St. Louis	37	12	14	26	45
Edmonton	35	9	10	19	21	Tampa Bay	15	2	9	11	10
Florida	14	1	10	11	22	Toronto	36	7	20	27	36
Los Angeles	34	17	19	36	18	Vancouver	33	4	10	14	50
Montreal	40	10	14	24	30	Washington	9	1	6	7	10
						<b>TOTALS</b>	<b>960</b>	<b>208</b>	<b>390</b>	<b>598</b>	<b>1292</b>

## Amateur and Professional Record

YEAR	CLUB	LEAGUE	GP	G	A	PTS	PIM	+/-	PP	SH	GW	S	GP	G	A	PTS	PIM
1983-84	North Bay (a)	OHL	67	10	39	49	61	—	—	—	—	—	4	2	2	4	11
1984-85	Washington	NHL	2	1	0	1	0	1	0	1	0	3	1	0	0	0	0
	North Bay	OHL	58	26	37	63	75	—	—	—	—	—	8	3	8	11	9
1985-86	Washington	NHL	79	9	10	19	119	6	1	0	1	132	9	1	1	2	19
1986-87	Washington	NHL	78	8	16	24	144	-29	1	0	2	100	7	1	0	1	20
1987-88	Washington	NHL	71	14	27	41	137	1	5	0	3	181	14	5	7	12	55
1988-89	Washington	NHL	62	13	27	40	101	19	3	0	2	148	6	1	4	5	20
1989-90	Washington	NHL	80	13	41	54	102	4	4	0	2	240	11	0	8	8	32
1990-91	Washington	NHL	79	24	50	74	69	-10	9	2	3	267	11	3	3	6	8
1991-92	Washington	NHL	79	17	37	54	105	18	8	1	2	246	7	2	4	6	19
1992-93	Washington	NHL	83	34	45	79	114	-7	13	1	6	329	6	0	1	1	14
1993-94	Washington	NHL	72	16	24	40	108	-13	6	0	3	217	11	3	4	7	37
1994-95	Dallas (b)	NHL	47	10	19	29	66	-4	3	0	2	138	5	2	1	3	2
1995-96	Dallas (c)	NHL	74	15	26	41	58	-24	7	0	3	237	—	—	—	—	—
1996-97	Pittsburgh	NHL	80	15	39	54	103	11	9	0	1	199	5	1	1	2	4
1997-98	USA Olympic		3	0	2	2	0	—	—	—	0	—	—	—	—	—	—
	Pittsburgh	NHL	74	19	29	48	66	-3	13	1	3	169	6	1	0	1	12
<b>NHL TOTALS</b>			<b>960</b>	<b>208</b>	<b>390</b>	<b>598</b>	<b>1292</b>	<b>-30</b>	<b>82</b>	<b>6</b>	<b>33</b>	<b>2606</b>	<b>99</b>	<b>20</b>	<b>34</b>	<b>54</b>	<b>242</b>
<b>PGH TOTALS</b>			<b>154</b>	<b>34</b>	<b>68</b>	<b>102</b>	<b>169</b>	<b>8</b>	<b>22</b>	<b>1</b>	<b>4</b>	<b>368</b>	<b>11</b>	<b>2</b>	<b>1</b>	<b>3</b>	<b>16</b>

a - Selected by Washington in the 1984 Entry Draft. First Capitals choice, 17th overall b - Traded to Dallas by Washington for Mark Tinordi and Rick Mrozik, Jan. 8, 1995 c - Traded to Pittsburgh for Sergei Zubov, June 22, 1996

## CAREER NOTES

- Ranks third among U.S.-born defensemen in career goals with 208, trailing only Reed Larson (222) and Phil Housley (291).
- Ranks sixth among U.S.-born defensemen in points with 598, trailing Housley (1,021), Mark Howe (742), Chris Chelios (762), Gary Suter (744) and Brian Leetch (700).
- In Washington Capitals all-time history, ranks ninth in points (426), seventh in assists (277), sixth in games played (685), and is the club's all-time leader in goals by a defenseman (149), power play goals by a defenseman (50) and game-winning goals by a defenseman (24).

## Career

Led all Penguins defensemen in scoring in **1996-97** with 54 points (15+39) in 80 games...Ranked sixth on the team in points and fourth in assists...Ranked fifth among NHL defensemen in points, tied for fourth in goals and tied for sixth in assists...Was his 10<sup>th</sup> consecutive season with at least 10 goals...Scored nine power play goals to rank fifth on the team...Had an eight-game assists and point streak, tying his career-high, from November 30-December 13, recording 13 points (1+12)...Notched his 500<sup>th</sup> career point on October 19 vs Washington...Represented the Penguins at the NHL All-Star Game in San Jose on January 18, his fifth all-star appearance...Tallied three assists for Team USA in the 1996 World Cup of Hockey...Had two points (1+1) in the playoffs, playing in all five games vs Philadelphia...Led Dallas defensemen in goals (15), assists (26), points (41) in **1995-96**...Tied for eighth among NHL defensemen in goals and was tied for second in game-winning goals with three...Ranked second on the Stars with 22 power play points (7+15)...Tied his career-high for goals and points in a game, collecting three goals and four points on January 24 at Edmonton...Played in the 1996 NHL All-Star Game at Boston...Was acquired by Dallas from Washington in exchange for Mark Tinordi and Rick Mrozik on January 18, 1995...Led all Dallas defensemen in scoring and ranked second on the team with 29 points (10+19) in 47 games in **1994-95**...Tallied 40 points (16+24) in 72 games with Washington in **1993-94** and tied for the team lead among defensemen in goals...Led the Capitals with 217 shots on goal...Scored a career-high 34 goals in **1992-93**, becoming only the seventh defenseman in NHL history to score 30-or-more goals...Only Bobby Orr, Paul Coffey and Doug Wilson have scored more in a single season among defensemen...had a career-high 79 points, seventh among NHL defensemen...Led all NHL

defensemen with 13 power play goals...Ranked sixth in the league with 329 shots on goal...Scored the first hat trick by a defenseman in Capitals history on January 13 at the New York Rangers...Tied his career-high with an eight-game point streak from February 11-28, collecting 14 points (4+10)...In **1991-92**, tied for the team lead among defensemen with 17 goals and led Washington defensemen with a plus-18 rating...Scored his 99<sup>th</sup> career goal on March 22 vs Edmonton, setting a club record for goals by a defenseman...Led Washington with 74 points (24+50) in **1990-91**...Also led the team with 267 shots on goal...Recorded four assists in five games for Team USA in the 1991 Canada Cup...Totaled 54 points (13+41) in **1989-90** to lead Washington defensemen in scoring and ranked sixth on the team...Had a career-high eight-game point streak from January 16 to February 2, recording 13 points (6+7)...Played in the 1990 NHL All-Star Game in Pittsburgh, his first all-star appearance...Tied for second on the team with eight assists in the 1990 playoffs...Suffered a sprained knee in Game Five of the Patrick Division Semifinals on April 27 at the Rangers and missed the Wales Conference Finals vs Boston...Recorded 40 points (13+27) in **1988-89**, and led the Capitals with a plus-19 rating...Scored 14 goals in **1987-88** to lead Washington defensemen and ranked third on the team with 41 points...Ranked third on the team with 12 points (5+7) in 14 playoff games, tied for third among NHL defensemen...Was scoreless in five games for Team USA in the 1987 Canada Cup...Played in two regular season games with the Capitals in **1984-85**, after being recalled on April 6...Scored his first NHL goal, short-handed, in his second NHL game vs the Penguins...Was the Ontario Hockey League's top scoring defenseman, recording 63 points (26+37) in 58 games with North Bay...Selected to the OHL's Second All-Star team...Was selected by Washington in the first round, 17<sup>th</sup> overall, of the 1984 Entry Draft...Kevin and his wife, Mary-Anne, have a son, Cole (5), and a daughter, Hannah (2 months).





# Todd Hlushko

# 27

Center

HT/WT: 5' 10" 204 lbs.

Shoots: Left

Age: 28 Born: Toronto, Ontario 2/7/70

Acquired: Traded by Calgary to Pittsburgh with German Titov for Ken Wregget and Dave Roche, June 17, 1998.

## Career Highlights

Milestones Within Reach (Current Total): 100<sup>th</sup> game (77)  
 First NHL Game: 3/10/94 in an 8-2 Philadelphia win vs Ottawa  
 First NHL Point: 3/13/94 – a goal in a 5-5 OT Philadelphia tie vs Tampa Bay  
 First NHL Goal: 3/13/94 – vs Daren Puppa in a 5-5 OT Philadelphia tie vs Tampa Bay.  
 Most Goals, Game: 1 – eight times – last – 2/26/97 in a 5-2 Calgary loss vs Phoenix  
 Most Assists, Game: 2 – 3/1/97 in a 4-1 Calgary win vs Dallas  
 Most Points, Game: 2 – 3/1/97 in a 4-1 Calgary win vs Dallas (2a)  
 Most Penalty Minutes, Game: 19 – 2/28/97 in a 3-2 Calgary win vs Montreal

## Career Scoring vs. NHL

TEAM	GP	G	A	PTS	PIM	TEAM	GP	G	A	PTS	PIM
Anaheim	6	1	1	2	2	New Jersey	1	0	0	0	0
Boston	3	0	2	2	0	NY Islanders	1	0	0	0	0
Buffalo	2	0	1	1	2	NY Rangers	2	0	0	0	8
Calgary	-	-	-	-	-	Ottawa	2	0	0	0	0
Carolina	2	0	1	1	0	Philadelphia	2	0	0	0	2
Chicago	2	0	0	0	0	Phoenix	6	2	0	2	2
Colorado	5	2	1	3	4	Pittsburgh	3	0	0	0	14
Dallas	6	0	3	3	4	San Jose	3	0	0	0	2
Detroit	2	0	0	0	2	SL Louis	3	1	0	1	0
Edmonton	5	0	1	1	2	Tampa Bay	2	1	0	1	2
Florida	3	0	1	1	2	Toronto	5	0	2	2	4
Los Angeles	4	0	0	0	9	Vancouver	4	0	0	0	2
Montreal	3	0	0	0	19	Washington	2	1	0	1	2
						<b>TOTALS</b>	<b>79</b>	<b>8</b>	<b>13</b>	<b>21</b>	<b>84</b>

## Amateur and Professional Record

YEAR	CLUB	LEAGUE	REGULAR SEASON							PLAYOFFS							
			GP	G	A	PTS	PIM	+/-	PP	SH	GW	S	GP	G	A	PTS	PIM
1988-89	Guelph	OHL	66	28	18	46	71	—	—	—	—	—	7	5	3	8	18
1989-90	Owen Sound	OHL	25	9	17	26	31	—	—	—	—	—	—	—	—	—	—
	London (a)	OHL	40	27	17	44	39	—	—	—	—	—	6	2	4	6	10
1990-91	Baltimore	AHL	66	9	14	23	55	—	—	—	—	—	—	—	—	—	—
1991-92	Baltimore	AHL	74	16	35	51	113	—	—	—	—	—	—	—	—	—	—
1992-93	Canadian National		58	22	26	48	10	—	—	—	—	—	—	—	—	—	—
1993-94	Canadian National		63	27	6	33	67	—	—	—	—	—	—	—	—	—	—
	Philadelphia (b)	NHL	2	1	0	1	0	1	0	0	0	2	—	—	—	—	—
	Hershey	AHL	9	6	0	6	4	—	—	—	—	—	6	2	1	3	4
1994-95	Calgary (c)	NHL	2	0	1	1	2	1	0	0	0	3	1	0	0	0	2
	Saint John	AHL	46	22	10	32	36	—	—	—	—	—	4	2	2	4	22
1995-96	Calgary	NHL	4	0	0	0	6	E	0	0	0	6	—	—	—	—	—
	Saint John	AHL	35	14	13	27	70	—	—	—	—	—	16	8	1	9	26
1996-97	Calgary	NHL	58	7	11	18	49	-2	0	0	0	76	—	—	—	—	—
1997-98	Calgary	NHL	13	0	1	1	27	E	0	0	0	7	—	—	—	—	—
	Saint John (d)	AHL	33	10	14	24	48	—	—	—	—	—	21	13	4	17	61
<b>NHL TOTALS</b>			<b>79</b>	<b>8</b>	<b>13</b>	<b>21</b>	<b>84</b>	<b>E</b>	<b>0</b>	<b>0</b>	<b>0</b>	<b>94</b>	<b>1</b>	<b>0</b>	<b>0</b>	<b>0</b>	<b>2</b>

a - Drafted by Washington in the 1990 Entry Draft. Washington's 14th pick, 240th overall, 13th round.  
 c - Signed by Calgary as a free agent, June 27, 1994. d - Traded to Pittsburgh from Calgary with German Titov for Ken Wregget and Dave Roche, June 17, 1998.



Played in 13 games with Calgary, recording one assist and 27 penalty minutes...Began the season on injured reserve after suffering a concussion on March 9, 1997...Was assigned to Saint John (AHL) on November 7...Recalled by the Flames on December 20...Played in seven games before being returned to Saint John...Was recalled twice more by the Flames before being assigned to Saint John on March 15...Recorded his only point with the Flames on March 12 at Boston...Played in 33 games at Saint John, recording 24 points (10+14) and 48 penalty minutes...Added 17 points (13+4) in 21 playoff games with Saint John, who lost in the Calder Cup Finals to Philadelphia...His 13 goals ranked second in the league and on the team...Led the team with four game-winning goals in the playoffs.

## Career

Played in his first full season in **1996-97**, appearing in 58 games...Collected 18 points (7+11) and 49 penalty minutes...Five of his seven goals came in the third period...Recorded two assists on March 1 vs Dallas...Had a three-game point streak from February 7-11, recording three points (1+2)...Scored his first goal with Calgary on October 27 vs Anaheim...Missed 13 games due to injury...Played four games with Calgary in **1995-96**, going scoreless with six penalty minutes...In 35 games with Saint John, tallied 27 points (14+13) and 70 penalty minutes...Picked up nine points (8+1) in 16 playoff games with Saint John, to rank third on the team...Appeared in two games with Calgary in **1994-95**, notching an assist in his second game on February 11 vs Dallas...Missed 25 games from February 13 to April 7 due to a shoulder injury...In 46 games with Saint John, collected 32 points (22+10) and 36 penalty minutes...His 22 goals ranked third on the team...Recorded four points (2+2) and 22 penalty minutes in four playoff games...Spent the majority of the **1993-94** season with the Canadian National Team...Played in 63 games, recording 33 points (27+6) and 67 penalty minutes...Played two games with Philadelphia, scoring his first career NHL goal on March 13 vs Tampa Bay (Daren Puppa)...Scored six goals in nine games with Hershey (AHL) and added three points (2+1) in six playoff games with the Bears...Spent the entire **1992-93** season with the Canadian National Team, collecting 48 points (22+26) in 58 games...Recorded 51 points (16+35) and 113 penalty minutes in 74 games with Baltimore (AHL) in **1991-92**...Also played with Baltimore in **1990-91**...Tallied 23 points and 55 penalty minutes in 66 games...Played two seasons, **1988-90**, of junior hockey...Split the 1989-90 season between Owen Sound and London in the OHL and totaled 70 points (36+34) in 65 games...Played for Guelph (OHL) in **1988-89**, collecting 46 points (28+18) in 66 games...Drafted by Washington in the 12<sup>th</sup> round, 240<sup>th</sup> overall, of the 1990 Entry Draft...Todd and his wife, Pat, spend their off-seasons in Ontario.





# Jaromir Jagr

# 68

Right Wing

HT/WT: 6' 2" 230 lbs.

Shoots: Left

Age: 26 Born: Kladno, Czech Republic 2/15/72

Acquired: Pittsburgh's first round choice (5th overall) in 1990 Entry Draft.

## Career Highlights

**Milestones Achieved:** 700<sup>th</sup> point (2/6/98 at Buffalo);  
690<sup>th</sup> point (1/4/97 vs Tampa Bay);  
500<sup>th</sup> point (2/24/96 at Montreal);  
300<sup>th</sup> goal (4/15/98 vs Tampa Bay);  
200<sup>th</sup> goal (2/7/96 at New Jersey);  
400<sup>th</sup> assist (1/12/98 at Carolina);  
300<sup>th</sup> assist (3/5/96 vs Winnipeg);  
500<sup>th</sup> game (3/31/97 vs Florida)

**Milestones Within Reach (Current Total):** 600 games (581);  
500 assists (434);  
800 points (735)

**First NHL Game:** 10/5/90 - in a 7-4 Penguins win at Washington

**First NHL Point:** 10/7/90 - a goal in a 7-4 Penguins win vs New Jersey

**First NHL Goal:** 10/7/90 vs Chris Terrell in a 7-4 Penguins win vs New Jersey

**Most Goals, Game:** 3 - four times - last - 11/30/96 in a 6-2 Penguins win vs Boston.

**Most Assists, Game:** 5 - 11/16/93 - in an 11-5 Penguins win vs Philadelphia

**Most Points, Game:** 6 - 11/16/93 - in an 11-5 Penguins win vs Philadelphia

**Most Penalty Minutes, Game:** 17 - 3/28/95 in a 6-3 Penguins win vs the Islanders.

**Career Hat Tricks:** 4

## 1997-98

Won his second Art Ross Trophy, leading the league in scoring with 102 points (35+67)...Was the only player in the NHL to record 100 points...Named to the NHL First All-Star Team at right wing for the third time in his career (1995-96)...Tied for first in the league in assists, ranked ninth in goals, first in power play assists (31), first in power play points (38), tied for sixth in game-winning goals (8) and 11<sup>th</sup> in shots on goal (262)...Led the Penguins in goals, assists, points, game-winning goals, power play points, shots on goal and plus/minus (+17)...Collected 59 points (20+39) at home and 43 on the road (15+28), to lead the team in both categories...Recorded a point in 54 of his 77 games (70.1%), never going more than three consecutive games without recording a point...Had 32 multiple point games, including three four-point games, 10 three-point games and 19 two-point games...Also had five games with two goals...Picked up at least a point in eight consecutive games from December 6 to 26, recording 15 points (7+8)...Also had two six-game scoring streaks: January 28-February 6 (3+4); March 2-14 (3+11); two four-game streaks: October 17-24 (3+6); December 29-January 6 (2+5); and three three-game streaks: October 1-4 (1+4); January 10-14 (1+6) and April 1-5 (1+4)...Was a plus or even player in 51 of his 77 games (66.2%), finishing the season at plus-17...Scored the 300<sup>th</sup> goal of his career on April 15 vs Tampa Bay...Was just the fourth Penguin to score 300, joining Mario Lemieux (613), Ilya Prigovost (316) and Rick Kehoe (312)...Scored his 30<sup>th</sup> goal of the season on March 11 vs Calgary, his seventh consecutive season with 30 or more goals...His only season with less than 30 goals was his rookie season, 1990-91, when he scored 27...Picked up his 700<sup>th</sup> career point with a goal on February 6 at Buffalo... Became just the third Penguin to reach the 400 assist mark, notching his 400<sup>th</sup> on January 12 at Carolina, joining Lemieux (881) and Ron Francis (449)...Passed Rick Kehoe for second place on the Penguins all-time points list with his 637<sup>th</sup> point on October 3 vs Carolina... Scored a goal for the World All-Stars in the NHL All-Star Game in Vancouver on January 18...Was his fourth appearance in the NHL All-Star Game (1992, 1993, 1996)...Was also selected to the 1994 and 1997 All-Star Games, but did not play due to injury...In all-time Penguins history, ranks second in points (735), fourth in goals (301), third in assists (434), sixth in games played (581), fourth in power play goals (76), second in game-winning goals (56), second in overtime goals (5) and fourth in shots on goal (1961)... Missed five games due to injury (Groin)...Tied for the Czech Republic team lead with five points (1+4) in six games at the 1998 Winter Olympics in Nagano, Japan, winning a gold medal...**PLAYOFFS:** Led the Penguins in scoring with nine points (4+5) in six games...Led the team in goals, tied for first in assists and plus/minus (plus-5)...Recorded a point in each of the first five games...Notched three assists in Game Two on April 25 vs Montreal...Also recorded three points (2+1) in Game Four, April 29 at Montreal...Ranks first in Penguins playoff history in games played (104), second in points (107), second in goals (50), tied for third in assists (57), third in power play goals (14) and tied for first in game-winning goals (9).

## Top European NHL Scorers

ALL-TIME					ACTIVE				
PLAYER	GP	G	A	PTS	PLAYER	GP	G	A	PTS
1 Stan Mikita	1,394	541	926	1,467	1 Tomas Sandstrom	925	379	445	824
2 Jari Kurri	1,251	601	797	1,398	2 <b>JAROMIR JAGR</b>	581	301	434	735
3 Peter Stastny	977	450	789	1,239	3 Alexander Mogilny	587	315	354	669
4 Ivan Boldirev	1,052	361	505	866	4 Mats Sundin	611	265	367	632
5 Tomas Sandstrom	925	379	445	824	5 Esa Tikkanen	845	244	383	627
6 Thomas Steen	950	264	553	817	6 Sergei Fedorov	527	248	361	609
7 Borje Salming	1,148	150	637	787	7 Michal Pivonka	789	176	412	588
8 <b>JAROMIR JAGR</b>	581	301	434	735	8 Petr Klima	773	312	260	572
9 Kent Nilsson	553	264	422	686	9 Teemu Selanne	410	266	271	537
10 Paul MacLean	719	324	349	673	10 Peter Bondra	544	285	205	490
11 Alexander Mogilny	587	315	354	669					
12 Anton Stastny	650	252	384	636					
13 Mats Naslund	651	251	383	634					
14 Mats Sundin	611	265	367	632					

## Career Scoring vs. NHL

TEAM	GP	G	A	PTS	PIM	TEAM	GP	G	A	PTS	PIM
Anaheim	8	8	6	14	4	New Jersey	39	17	23	40	24
Boston	34	24	33	57	30	NY Islanders	39	26	30	56	33
Buffalo	35	24	28	52	36	NY Rangers	36	14	28	42	24
Calgary	16	7	14	21	6	Ottawa	26	17	20	37	30
Carolina	34	18	34	52	32	Philadelphia	38	15	38	53	31
Chicago	14	5	5	10	12	Phoenix	14	4	9	13	22
Colorado	22	14	16	30	6	San Jose	13	7	12	19	6
Dallas	14	8	4	12	12	St. Louis	14	1	8	9	19
Detroit	15	3	11	14	6	Tampa Bay	20	15	13	28	14
Edmonton	17	8	16	24	10	Toronto	12	7	9	16	8
Florida	18	9	10	19	8	Vancouver	15	6	16	22	10
Los Angeles	15	5	9	14	6	Washington	40	20	26	46	34
Montreal	33	19	16	35	12	<b>TOTALS</b>	<b>581</b>	<b>301</b>	<b>434</b>	<b>735</b>	<b>435</b>

## Amateur and Professional Record

YEAR	CLUB	LEAGUE	REGULAR SEASON								PLAYOFFS							
			GP	G	A	PTS	PIM	+/-	PP	SH	GW	S	GP	G	A	PTS	PIM	
1988-89	Kladno	Czech	39	8	10	18	4	—	—	—	—	—	—	—	—	—	—	—
1989-90	Kladno (a)	Czech	51	30	29	59	—	—	—	—	—	—	—	—	—	—	—	—
1990-91	PITTSBURGH (b)	NHL	80	27	30	57	42	-4	7	0	4	136	24	3	10	13	6	
1991-92	PITTSBURGH	NHL	70	32	37	69	34	12	4	0	4	194	21	11	13	24	6	
1992-93	PITTSBURGH	NHL	81	34	60	94	61	30	10	1	9	242	12	5	4	9	23	
1993-94	PITTSBURGH	NHL	80	32	67	99	61	15	9	0	6	298	6	2	4	6	16	
1994-95	PITTSBURGH (c,d)	NHL	48	32	38	70*	37	23	8	3	7	192	12	10	5	15	6	
1995-96	PITTSBURGH (d)	NHL	82	62	87	149	96	31	20	1	12*	403*	18	11	12	23	18	
1996-97	PITTSBURGH (e)	NHL	63	47	48	95	40	22	11	2	6	234	5	4	4	8	4	
1997-98	Czech Olympic		6	1	4	5	2	—	—	1	—	—	—	—	—	—	—	
	PITTSBURGH (c, d)	NHL	77	35	67*	102*	64	17	7	0	8	262	6	4	5	9	2	
<b>PGH/NHL TOTALS</b>			<b>581</b>	<b>301</b>	<b>434</b>	<b>735</b>	<b>435</b>	<b>146</b>	<b>76</b>	<b>7</b>	<b>56</b>	<b>1961</b>	<b>104</b>	<b>50</b>	<b>57</b>	<b>107</b>	<b>81</b>	

\* - League Leading Figure. a - Drafted by Pittsburgh in the 1990 Entry Draft. First Pittsburgh pick, fifth overall, first round. b - NHL All-Rookie Team. c - Art Ross Trophy (NHL Leading Scorer). d - NHL First Team All-Star. e - NHL Second Team All-Star.

Finished sixth in the NHL in scoring in **1996-97** with 95 points in 63 games...Tied for sixth in the league with 47 goals...Ranked second in the league in shooting percentage at 20.1% (47 goals on 234 shots)...Ranked second on the Penguins in points, goals and plus/minus (plus-22) and ranked third with 48 assists...Picked up 51 points (24+27) at home and 44 (23+21) on the road, ranking second on the team in both categories...Had 26 multiple point games, including 10 multiple goal games, second on the team...Notched a season-high five points (2+3) on December 23 at Toronto...Also had three four-point games...Had a nine-game goal streak, longest in the league, from November 21 to December 10, scoring 14 goals...Had a career-high 13-game point streak, sixth longest in the league, from November 16 to December 13, recording 24 points (15+9)...Also had a nine-game point streak, two five-game point streaks and three four-game point streaks...Recorded a point in 50 of his 63 games...Was held scoreless in back-to-back games only twice during the season (October 5-8 and April 8-10)...Tallied his 600<sup>th</sup> career point with an assist on January 4 vs Tampa Bay...Named NHL Player of the Month for November, collecting 23 points (16+7) in 13 games...Named to the NHL Second All-Star Team at right wing...Missed 19 games due to injury (groin-18, flu)...Led the Penguins in playoff scoring with eight points (4+4) in five games vs Philadelphia...Named to the NHL First All-Star team for the second consecutive season in **1995-96**, after finishing second in the league in points (149) and goals (62)...Trailed only Mario Lemieux and Ron Francis in assists with 87...Set an NHL record for points (149) and assists (87) in a season by a right wing, breaking Mike Bossy's previous records of 147 and 83, set in 1981-82...Set the record for most points by a European-born player, breaking Peter Stastny's mark of 139 set in 1981-82...Only five players (Wayne Gretzky, Lemieux, Phil Esposito, Steve Yzerman and Bernie Nicholls) have recorded more than 149 points in a season...Led the NHL with a club record 12 game-winning goals...Led the NHL with 403 shots on goal, also a club record...Recorded a point in 70 of 82 games, never going more than two consecutive games without recording a point...Had 45 multiple point games, including 15 two-goal games...Ranked second on the team and third in NHL playoff scoring with 23 points (11+12) in 18 games...His 11 goals tied for the team lead and tied for second in the NHL...Had an 11-game point streak from April 17 to May 11, collecting 18 points (10+8)...Scored his first career playoff hat trick in Game Five vs the Rangers on May 11...Became the second player in team history to win the Art Ross Trophy as the NHL's leading scorer (Lemieux) in **1994-95**, recording 70 points (32+38) in 48 games...Was the first European-trained player to win the scoring title...Became the first non-center and right wing to win the scoring title since Guy Lafleur in 1977-78, and was only the third non-center to win the scoring title since expansion in 1967 (Lafleur and Bobby Orr)...Finished second to Eric Lindros in balloting for the Hart Trophy as the league's Most Valuable Player...Became the first right wing in Penguins history to be named an NHL First Team All Star...Led the Penguins in the 1995 playoffs with 10 goals and tied for second on the team with 15 points...His 10 goals ranked second in the league...Led the Penguins in scoring in **1993-94** with 99 points (32+67), which ranked ninth in the league...Was the first non-Canadian to ever lead the Penguins in scoring...Did not go more than three consecutive games without recording a point...Scored 34 goals in **1992-93** to rank fourth on the team...Had 60 assists and 94 points, ranking fifth on the team in both categories...Scored nine game-winning goals, second on the team...In **1991-92**, ranked fourth on the team with 32 goals and fifth in points with 69...Scored 15 of his goals against Patrick Division teams and 17 of his 32 goals in the third period...Received a 10-game suspension from the NHL on January 27 for abuse of an official on January 26 at Washington...Ranked fourth in the league in playoff scoring with 24 points and fourth in goals with 11...Scored on the first-ever penalty shot in Penguins playoff history on May 11 vs the Rangers (Vanbiesbrouck)...Ranked second in the league with four playoff game-winning goals...Named to the NHL All-Rookie team in **1990-91**, finishing third among rookies in goals (27), fifth in assists (30) and fourth in points (57)...Became the youngest player in club history to record a hat trick, collecting three goals on February 2 vs Boston...Led all rookies in the 1991 playoffs with 13 points and 10 assists...Set an NHL record for assists by a rookie in the Stanley Cup Finals, recording five vs Minnesota...Led Kladno (Czech Republic) in scoring in **1989-90** with 60 points (30+30) in 51 games...Played for the Czechoslovakian team at the 1990 World Junior Tournament in Helsinki, Finland...Ranked second in the tournament in scoring with 18 points (5+13) and was selected to the tournament all-star team...Drafted by the Penguins in the first round (fifth overall) of the 1990 Entry Draft...Was the first Czechoslovakian player to attend an NHL draft without having to defect.

## NOTES ON JAROMIR JAGR'S 301 GOALS

Of Jaromir Jagr's 301 regular season goals:

- 156 were scored at home
- 142 were scored on the road
- 3 were scored in neutral-site games
- 21 were unassisted
- 76 were scored on the power play
- 7 were scored short-handed
- 56 were game-winning goals
- 81 were scored in the first period (26.9%)
- 107 were scored in the second period (35.5%)
- 108 were scored in the third period (35.9%)
- 5 were scored in overtime (1.7%)
- Jaromir Jagr scored on 74 different goaltenders and added 9 into an empty net
- 69 different players were credited with assists on Jagr's goals, led by Ron Francis with 110

Multiple-goal games:

- Jaromir Jagr has recorded two-or-more goals in 55 of his 581 games (9.5%)
- 51 were two-goal games and 4 were hat tricks

### Milestone Goals

#	DATE	OPPONENT	ASSISTS	PD	TIME	GOALIE	SCORE
1	10/7/90	Vs New Jersey	Johnson, Stevens	3	14:10	Terreri	7-4
14	2/2/91	Vs Boston	Murphy, Hrdina (PP)	1	9:19	Foster	6-2
15	2/2/91	Vs Boston	Coffey, W. Young (PP)	2	7:00	Foster	6-2
16	2/2/91	Vs Boston	Coffey (First career hat trick)	3	12:00	Foster	6-2
44	12/29/91	At NY Rangers	Loney (100 <sup>th</sup> career point)	3	15:37	Richter	6-3
50	1/26/92	At Washington	Lemieux, Francis	2	12:12	Beaupre	4-6
73	12/17/92	At Philadelphia	Lemieux, Stanton	OT	2:50	Soderstrom	5-4
85	3/11/93	Vs Los Angeles	Murphy, Lemieux (PPG)	OT	3:18	Stauber	4-3
100	11/3/93	Vs Buffalo (at Sacramento),	Unassisted	2	2:00	Fuhr	6-2
107	12/4/93	At Hartford	Stevens, Murphy	OT	2:04	Reese	7-6
136	2/14/95	Vs Boston	Murphy	1	1:08	Riendeau	5-3
137	2/14/95	Vs Boston	Barrie	2	6:09	Riendeau	5-3
138	2/14/95	Vs Boston	Unassisted (2 <sup>nd</sup> career hat trick)	3	19:59	ENG	5-3
173	11/17/95	At Washington	Smolinski, Maciver	OT	2:48	Carey	3-2
200	2/7/96	At New Jersey	Mironov, Sandstrom	1	19:53	Brodeur	1-1
213	3/14/96	At Boston	Lemieux, Francis (56 <sup>th</sup> goal of season – new Penguins record for goals by a right wing)	3	14:28	Ranford	2-4
227	11/2/96	Vs Ottawa	Lemieux (SHG)	2	5:50	Tugnutt	7-3
228	11/2/96	Vs Ottawa	Francis Lemieux (PP)	3	11:34	Tugnutt	7-3
229	11/2/96	Vs Ottawa	Nedved (3 <sup>rd</sup> career hat trick)	3	16:14	Tugnutt	7-3
239	11/30/96	Vs Boston	Lemieux, Daigneault	2	4:10	Ranford	6-2
240	11/30/96	Vs Boston	Hatcher	2	6:55	Ranford	6-2
241	11/30/96	Vs Boston	Lemieux (4 <sup>th</sup> career hat trick)	2	18:44	Ranford	6-2
250	12/23/96	At Toronto	Unassisted (PP)	2	11:12	Potvin	6-5
274	11/22/97	Vs NY Rangers	Unassisted	OT	0:25	Richter	4-3
291	2/6/98	At Buffalo	Morozov (700 <sup>th</sup> career point)	2	16:03	Hasek	2-2
300	4/15/98	Vs Tampa Bay	Francis, Hatcher	3	19:00	Fitzpatrick	5-1

## PLAYERS ASSISTING ON JAGR'S REGULAR SEASON GOALS

PLAYER	NUMBER	PLAYER	NUMBER	PLAYER	NUMBER
1 Ron Francis	110	25 Doug Brown	4	47 Len Barrie	1
2 Mario Lemieux	66	J.J. Daigneault	4	Phil Bourque	1
3 Larry Murphy	39	Bob Errey	4	Jeff Daniels	1
4 Petr Nedved	25	Norm Maciver	4	Chris Ferraro	1
5 Kevin Hatcher	16	Kjell Samuelsson	4	Rusty Fitzgerald	1
6 Ulf Samuelsson	14	Jason Woolley	4	Randy Gilhen	1
7 Troy Loney	13	Zarley Zalapski	4	Greg Hawgood	1
8 Kevin Stevens	12	32 Rob Brown	3	Alex Hicks	1
9 Sergei Zubov	11	John Cullen	3	Jim Johnson	1
10 Stu Barnes	10	Andreas Johansson	3	Darius Kasparaitis	1
11 Paul Coffey	9	Dmitri Mironov	3	Petr Klima	1
Jiri Hrdina	9	Jim Paek	3	Brad Lauer	1
Joe Mullen	9	Richard Park	3	Jamie Leach	1
14 Tomas Sandstrom	8	Gord Roberts	3	Marty McSorley	1
Fredrik Olausson	8	39 Joe Dziedzic	2	Ian Moran	1
16 Bryan Smolinski	7	Grant Jennings	2	Craig Muni	1
17 Shawn McEachern	6	Chris Joseph	2	Ken Priestlay	1
Paul Stanton	6	Francois Lemux	2	Jiri Slegr	1
Martin Straka	6	Aleksey Morozov	2	Alek Stojanov	1
Bryan Trottier	6	Glen Murray	2	Peter Taglianetti	1
21 Tom Barrasso	5	Markus Naslund	2	Chris Tamer	1
Mark Recchi	5	Ken Wregget	2	Tyler Wright	1
Luc Robitaille	5			Wendell Young	1
Rick Tocchet	5				



## JAGR VS. NHL GOALTENDERS

#	Name and Teams	# of	# with each team
		Goals	
1	Jocelyn Thibault – Quebec, Montreal	12	3-Quebec, 9-Montreal
2	Bill Ranford – Edmonton, Boston	11	4-Edmonton, 7-Boston
3	Don Beaupre – Washington, Ottawa	10	6-Washington, 4-Ottawa
	Sean Burke – Hartford, Carolina	10	9-Hartford, 1-Carolina
	Dominik Hasek – Buffalo	10	
	Glenn Healy – NY Islanders, NY Rangers	10	5-NYI, 5-NYR
	Chris Terreri – New Jersey, San Jose	10	8-New Jersey, 2-San Jose
8	Empty Net Goal	9	
9	Mark Fitzpatrick– NY Islanders, Florida, Tampa Bay	8	3-NYI, 3-FLA, 2-TB
	Grant Fuhr – Toronto, Buffalo	8	2-Toronto, 6-Buffalo
	Olaf Kolzig – Washington	8	
	Daren Puppa – Buffalo, Tampa Bay	8	3-Buffalo, 5-Tampa Bay
	Mike Richter – NY Rangers	8	
	Patrick Roy – Montreal, Colorado	8	7-Montreal, 1-Colorado
15	Craig Billington – New Jersey, Ottawa, Boston	7	3-NJ, 2-OTT, 2-BOS
	Ron Tugnutt – Quebec, Edmonton, Ottawa	7	2-QUE, 1-EDM, 4-OTT
	John Vanbiesbrouck – NY Rangers, Florida	7	1-NYR, 6-Florida
18	Martin Brodeur – New Jersey	6	
	Stephane Fiset – Quebec, Colorado	6	4 – Quebec, 2-Colorado
	Guy Hebert – St. Louis, Anaheim	6	1-St. Louis, 5-Anaheim
	Ron Hexall – Philadelphia, NY Islanders	6	4-Philadelphia, 2-NYI
	Andy Moog – Boston, Montreal	6	5 – Boston, 1-Montreal
23	J.C. Bergeron – Tampa Bay	5	
	Arturs Irbe – San Jose, Dallas	5	3 – San Jose, 2-Dallas
	Kirk McLean – Vancouver	5	
	Tommy Soderstrom – Philadelphia, NY Islanders	5	3-Philadelphia, 2-NYI
27	Ed Belfour – Chicago, Dallas	4	2-Chicago, 2-Dallas
	Jim Carey – Washington	4	
	Jeff Hackett – NY Islanders, Chicago	4	2-NYI, 2-Chicago
	Trevor Kidd – Calgary, Carolina	4	3-Calgary, 1-Carolina
31	Jon Casey – Minnesota, Boston	3	2-Minnesota, 1-Boston
	Tim Chevelidae – Detroit	3	
	Bob Essensa – Winnipeg, Edmonton	3	2-Winnipeg, 1-Edmonton
	Norm Foster – Boston	3	
	Darrin Madeley – Ottawa	3	
	Jason Muzzatti – Hartford	3	
	Jamie McLennan – NY Islanders	3	
	Felix Potvin – Toronto	3	
	Tommy Salo – NY Islanders	3	
	Garth Snow – Philadelphia	3	
	Mike Vernon – Calgary	3	
42.	Mike Bales – Ottawa	2	
	Byron Dafeo – Los Angeles, Boston	2	1-LA, 1-Boston
	Eric Fichaud – NY Islanders	2	
	Brian Hayward – Minnesota, San Jose	2	1-Minnesota, 1-San Jose
	Peter Ing – Toronto	2	
	Curtis Joseph – Edmonton	2	
	Danny Lorenz – NY Islanders	2	
	George Maneluk – NY Islanders	2	
	Jeff Reese – Hartford	2	
	Damian Rhodes – Ottawa	2	
	Vincent Riendeau – Boston	2	
	Dominic Roussel – Philadelphia	2	
	Mikhail Shtalenkov – Anaheim	2	
	Robb Stauber – Los Angeles	2	
	John Tanner – Quebec	2	
	Andre Trefilov – Buffalo	2	
	Darcy Wakaluk – Minnesota, Dallas	2	1-Minnesota, 1-Dallas
58	Scott Bailey – Boston	1	
	Stephane Beauregard – Winnipeg	1	
	Martin Biron – Buffalo	1	
	Tom Draper – Buffalo	1	
	Corey Hirsch – Vancouver	1	
	Jim Hrivnak – Washington	1	
	Kelly Hrudey – San Jose	1	
	Nikolai Khabibulin – Winnipeg	1	
	Dwayne Roloson – Calgary	1	
	Corey Schwab – Tampa Bay	1	
	Peter Sidorkiewicz – Hartford	1	
	Jamie Storr – Los Angeles	1	
	Rick Tabaracci – Tampa Bay	1	
	Jose Theodore – Montreal	1	
	Kay Whitmore – Hartford	1	
	Derek Wilkinson – Tampa Bay	1	
	Ken Wregget – Philadelphia	1	



# Darius Kasparaitis 11

Defense

HT/WT: 5' 11" 212 lbs.

Shoots: Left

Age: 25 Born: Elektrenai, Lithuania 10/16/72

Acquired: Traded by New York Islanders to Pittsburgh with Andreas Johansson for Bryan Smolinski on November 17, 1996.

## Career Highlights

Milestones Achieved: 300<sup>th</sup> game (10/22/97 at San Jose)  
200<sup>th</sup> game (3/17/96 at Chicago)

Milestones Within Reach (Current Total):  
400<sup>th</sup> game (370)  
100<sup>th</sup> point (76)

First NHL Game: 10/6/92 - in a 4-3 Islanders loss at New Jersey

First NHL Goal: 10/27/92 - vs Kelly Hrudey in a 4-3 Islanders loss vs Los Angeles

Most Goals, Game: 1 - 12 times - last - 4/11/98 in a 3-3 Penguins tie vs Florida

Most Assists, Game: 2 - Five times - last 2/4/97 in a 6-4 Penguins win vs Vancouver

Most Points, Game: 2 - Seven times - last - 2/4/97 in a 6-4 Penguins win vs Vancouver (2a)

Most Penalty Minutes, Game: 26 - 11/4/93 in a 4-2 Islanders loss at Chicago.

## Career Scoring vs. NHL

Team	GP	G	A	PTS	PIM	Team	GP	G	A	PTS	PIM
Anaheim	6	0	3	3	12	New Jersey	25	1	3	4	61
Boston	19	0	1	1	41	NY Islanders	8	0	0	0	32
Buffalo	20	2	1	3	26	NY Rangers	20	0	5	5	32
Calgary	9	0	0	0	15	Ottawa	18	1	5	6	14
Carolina	21	1	3	4	30	Philadelphia	25	0	4	4	90
Chicago	9	0	2	2	32	Phoenix	9	0	0	0	12
Colorado	15	1	3	4	12	Pittsburgh	14	0	2	2	33
Dallas	9	1	0	1	4	San Jose	11	0	6	6	6
Detroit	11	0	3	3	10	St. Louis	7	2	2	4	6
Edmonton	8	0	0	0	10	Tampa Bay	18	0	5	5	51
Florida	16	1	2	3	22	Toronto	8	0	2	2	2
Los Angeles	11	2	1	3	31	Vancouver	8	0	4	4	0
Montreal	23	0	3	3	32	Washington	22	0	4	4	34
						<b>TOTALS</b>	<b>370</b>	<b>12</b>	<b>64</b>	<b>76</b>	<b>650</b>

## Amateur and Professional Record

YEAR	CLUB	LEAGUE	REGULAR SEASON										PLAYOFFS						
			GP	G	A	PTS	PIM	+	-	PP	SH	GW	S	GP	G	A	PTS	PIM	
1988-89	Moscow Dynamo	USSR	3	0	0	0	0	—	—	—	—	—	—	—	—	—	—	—	—
1989-90	Moscow Dynamo	USSR	1	0	0	0	0	—	—	—	—	—	—	—	—	—	—	—	—
1990-91	Moscow Dynamo	USSR	17	0	1	1	10	—	—	—	—	—	—	—	—	—	—	—	—
1991-92	Moscow Dynamo (a)	CIS	31	2	10	12	14	—	—	—	—	—	—	—	—	—	—	—	—
	CIS Olympic Team		8	0	2	2	2	—	—	—	—	—	—	—	—	—	—	—	—
	World Championships		6	2	1	3	4	—	—	—	—	—	—	—	—	—	—	—	—
1992-93	Moscow Dynamo	CIS	7	1	3	4	8	—	—	—	—	—	—	—	—	—	—	—	—
	NY Islanders	NHL	79	4	17	21	166	15	0	0	0	—	18	0	5	5	31		
1993-94	NY Islanders	NHL	76	1	10	11	142	-6	0	0	0	—	4	0	0	0	8		
1994-95	NY Islanders	NHL	13	0	1	1	22	-11	0	0	0	—	—	—	—	—	—	—	—
1995-96	NY Islanders	NHL	46	1	7	8	93	-12	0	0	0	—	—	—	—	—	—	—	—
	World Championships		8	0	2	2	2	—	—	—	—	—	—	—	—	—	—	—	—
1996-97	NY Islanders	NHL	18	0	5	5	16	-7	0	0	0	12	—	—	—	—	—	—	—
	PITTSBURGH (b)	NHL	57	2	16	18	84	24	0	0	0	46	5	0	0	0	6		
1997-98	Russian Olympic		6	0	2	2	6	—	—	—	—	—	—	—	—	—	—	—	—
	PITTSBURGH	NHL	81	4	8	12	127	3	0	2	0	71	5	0	0	0	8		
	<b>NHL TOTALS</b>		<b>370</b>	<b>12</b>	<b>64</b>	<b>76</b>	<b>650</b>	<b>6</b>	<b>0</b>	<b>2</b>	<b>0</b>	<b>—</b>	<b>32</b>	<b>0</b>	<b>5</b>	<b>5</b>	<b>53</b>		
	<b>PGH TOTALS</b>		<b>138</b>	<b>6</b>	<b>24</b>	<b>30</b>	<b>211</b>	<b>27</b>	<b>0</b>	<b>2</b>	<b>0</b>	<b>117</b>	<b>10</b>	<b>0</b>	<b>0</b>	<b>0</b>	<b>14</b>		

a - Selected by the NY Islanders in the 1992 Entry Draft. First Islanders pick, fifth overall, first round.

b - Traded to Pittsburgh by the NY Islanders with Andreas Johansson for Bryan Smolinski, Nov. 17, 1996.



## 1997-98

Played in a career-high 81 games, surpassing his previous high of 79, set in his rookie season, 1992-93, with the Islanders...Tied a club record for short-handed goals by a defenseman in a season with two (eighth time)...Were the first two short-handed goals of his career...Recorded 12 points (4+8)...His four goals tied his single-season career high, set in 1992-93 with the Islanders...Led the team in hits with 225 and ranked third in the league...Ranked second on the team with 127 penalty minutes...Was a plus or even player in 60 of his 81 games (74.1%), and finished the season plus-3...Played in his 300<sup>th</sup> career game October 22 at San Jose...Played in his 100<sup>th</sup> game as a Penguin on January 6 at the Islanders...Had a two-game point streak from January 24-26, recording two points (1+1)...Played in six games for the Russian Olympic Team, recording two assists, and winning a silver medal at the 1998 Winter Olympics at Nagano, Japan...Missed one game due to injury (flu)...**PLAYOFFS:** Played in five of six games, recording no points and eight penalty minutes...Missed Game Six at Montreal due to injury...Was his fourth appearance in the NHL playoffs.

## Career

Was acquired from the New York Islanders on November 17, 1996...Played in 57 games for the Penguins in **1996-97**, recording 18 points (2+16)...Overall, played in 75 games, recording 23 points (2+21)...Set career-highs in assists (21), points (23) and plus-minus (plus-17)...Was plus-24 with the Penguins...Scored a goal in his first game as a Penguin, November 19 vs St. Louis...Was a plus or even player in 43 of his 57 games with the Penguins (75.4%)...Named Penguins Defensive Player of the Year...Played in all five games in the 1997 Playoffs, recording no points and six penalty minutes...Missed the first 15 games of the **1995-96** season after undergoing reconstructive surgery to repair a torn ACL in right knee...Returned to the Islanders lineup November 14 at San Jose...Scored his only goal of the season November 22 vs Los Angeles...Finished the season with eight points (1+7) in 46 games...Missed 16 games after severing a tendon in his hand December 9 at New Jersey...Chosen by the Long Island Chapter of the Professional Hockey Writer's Association as the Islanders' Masterton Trophy nominee...Represented Russian National Team at the World Championships and the World Cup of Hockey...Played in only 13 games in **1994-95** before suffering torn ACL February 20...Recorded one assist and 22 penalty minutes...Collected 11 points (1+10) and 142 penalty minutes in 76 games in **1993-94**...Ranked third on the team in penalty minutes, and second among defensemen in games played...Was the Islanders' Player of the Month for February, 1994...Scored his only goal of the season December 14 vs New Jersey...In his rookie season, **1992-93**, played in 79 games, recording 21 points (4+17) and 166 penalty minutes...Led the Islanders with a plus-15 rating...Ranked second on the team in penalty minutes...Played in all 18 games in the 1993 Playoffs, recording five assists...Tied for third on the team with 31 penalty minutes...Won a gold medal at the 1992 Olympics in Albertville, France for the Commonwealth of Independent States team...Played in six games for the Russian National Team at the 1992 World Championships, recording three points (2+1)...In **1991-92**, helped Moscow Dynamo to second consecutive Russian League championship, tallying 12 points (2+10) in 31 games...Played in two World Junior Championships, 1991 in Saskatoon (silver medal) and 1992 in Fussen, Germany (gold medal)...Became the first Lithuanian to play in the Russian League in over 30 years in **1989-90**, appearing in one game for Moscow Dynamo...Selected by the Islanders in the first round (fifth overall) in the 1992 Entry Draft...Darius and wife, Irina, have a daughter, Elizabeth (1).





# Robert Lang

Center

# 20

HT/WT: 6' 2" 216 lbs.

Shoots: Right

Age: 27 Born: Teplice, Czech Republic 12/19/70

Acquired: Claimed off waivers from Boston on October 25, 1997.

## Career Highlights

Milestones Achieved: 200<sup>th</sup> game (4/16/98 at Carolina)

100<sup>th</sup> game (12/6/95 vs Winnipeg)

Milestones Within Reach (Current Total): 100<sup>th</sup> point (80)

First NHL Game: 10/6/92 - in a 5-4 OT Los Angeles win at Calgary

First NHL Point: 10/6/92 - an assist in a 5-4 OT Los Angeles win at Calgary

First NHL Goal: 1/27/94 - vs Mike Richter in a 5-4 OT Los Angeles loss vs the Rangers

Most Goals, Game: 2 - 11/29/97 in a 6-3 Penguins win vs Montreal

Most Assists, Game: 3 - 4/18/98 in a 5-2 Penguins win vs Boston

Most Points, Game: 3 - three times - last - 4/18/98 in a 5-2 Penguins win vs Boston (3a)

## Career Scoring vs. NHL

TEAM	GP	G	A	PTS	PIM	TEAM	GP	G	A	PTS	PIM
Anaheim	16	2	3	5	2	New Jersey	6	1	1	2	0
Boston	10	0	4	4	4	NY Islanders	4	1	2	3	2
Buffalo	7	0	0	0	0	NY Rangers	4	1	1	2	0
Calgary	15	1	4	5	4	Ottawa	5	1	2	3	4
Carolina	8	3	4	7	0	Philadelphia	5	1	1	2	0
Chicago	11	2	5	7	2	Phoenix	11	1	5	6	0
Colorado	7	2	1	3	4	Pittsburgh	2	0	0	0	0
Dallas	8	1	2	3	2	San Jose	12	0	1	1	4
Detroit	10	2	2	4	0	St. Louis	6	0	1	1	0
Edmonton	14	2	8	10	6	Tampa Bay	2	0	1	1	0
Florida	1	0	0	0	0	Toronto	9	1	2	3	0
Los Angeles	2	0	0	0	0	Vancouver	12	1	0	1	2
Montreal	8	4	0	4	2	Washington	6	1	2	3	4
<b>TOTALS</b>	<b>201</b>	<b>28</b>	<b>52</b>	<b>80</b>	<b>42</b>						

## Amateur and Professional Record

YEAR	CLUB	LEAGUE	REGULAR SEASON								PLAYOFFS							
			GP	G	A	PTS	PIM	+/-	PP	SH	GW	S	GP	G	A	PTS	PIM	
1988-89	Litvinov	Czech	7	3	2	5	0	—	—	—	—	—	—	—	—	—	—	—
1989-90	Litvinov (a)	Czech	39	11	10	21	—	—	—	—	—	—	—	—	—	—	—	—
1990-91	Litvinov	Czech	56	26	26	52	38	—	—	—	—	—	—	—	—	—	—	—
1991-92	Litvinov	Czech	43	12	31	43	34	—	—	—	—	—	—	—	—	—	—	—
1992-93	Los Angeles Phoenix	NHL	11	0	5	5	2	-3	0	0	0	3	—	—	—	—	—	—
1993-94	Los Angeles Phoenix	NHL	38	9	21	30	20	—	—	—	—	—	—	—	—	—	—	—
1993-94	Los Angeles Phoenix	NHL	32	9	10	19	10	7	0	0	0	41	—	—	—	—	—	—
1994-95	Litvinov	Czech	44	11	24	35	34	—	—	—	—	—	—	—	—	—	—	—
1994-95	Litvinov	Czech	16	4	19	23	28	—	—	—	—	—	—	—	—	—	—	—
1995-96	Los Angeles	NHL	36	4	8	12	4	-7	0	0	0	38	—	—	—	—	—	—
1995-96	Los Angeles	NHL	68	6	16	22	10	-15	0	2	0	71	—	—	—	—	—	—
1996-97	Sparta Praha (b)	Czech	38	14	27	41	30	—	—	—	—	—	5	1	2	3	4	
1997-98	Czech Olympic Team	NHL	6	0	2	2	0	—	0	0	0	—	—	—	—	—	—	—
	Houston	IHL	9	1	7	8	4	—	0	0	0	—	—	—	—	—	—	—
	Boston (c)	NHL	3	0	0	0	2	1	0	0	0	2	—	—	—	—	—	—
	PITTSBURGH (d)	NHL	51	9	13	22	14	6	1	1	2	64	6	0	3	3	2	
<b>NHL TOTALS</b>			<b>201</b>	<b>28</b>	<b>52</b>	<b>80</b>	<b>42</b>	<b>-11</b>	<b>1</b>	<b>3</b>	<b>2</b>	<b>217</b>	<b>6</b>	<b>0</b>	<b>3</b>	<b>3</b>	<b>2</b>	
<b>PGH TOTALS</b>			<b>51</b>	<b>9</b>	<b>13</b>	<b>22</b>	<b>14</b>	<b>6</b>	<b>1</b>	<b>1</b>	<b>2</b>	<b>64</b>	<b>6</b>	<b>0</b>	<b>3</b>	<b>3</b>	<b>2</b>	

a - Drafted by Los Angeles Kings in 1990 Entry Draft. Sixth Kings pick, 133rd overall, seventh round.

b - Signed by Pittsburgh as a free agent, Sept. 2, 1997. c - Claimed by the Boston Bruins from the Penguins

in the NHL Waiver Draft, Sept. 28, 1997. d - Claimed off waivers by the Penguins from Boston, Oct. 25, 1997.

1997-98

Played in 51 games with the Penguins, collecting 22 points (9+13) and 14 penalty minutes...His nine goals tied his career-high, set in 1993-94 with Los Angeles...Attended training camp with the Penguins after signing as a free agent on September 7, but was claimed by Boston in the NHL Waiver Draft on September 28...Played in three games with the Bruins, going scoreless with two penalty minutes...Reclaimed by the Penguins off waivers from Boston on October 25...Was assigned to Houston (IHL) on October 25...Played in nine games with Houston, recording eight points (1+7) and four penalty minutes...Recalled by the Penguins from Houston on November 17...Scored a career-high two goals in his sixth game with the Penguins on November 29 vs Montreal...Posted a season-high six-game point streak from December 29 to January 10 (4+3)...Collected three points in back-to-back games on April 16 at Carolina (1+2) and April 18 vs Boston (0+3)...Both games equaled his previous career-high set on February 25, 1995 with Los Angeles...Scored the game-winning goal on November 29 vs Montreal and December 31 vs Carolina, the first two game-winning goals of his career...Was a plus or even player in 42 of his 51 games with the Penguins (82.4%) and finished the season plus-6...Played in his 200<sup>th</sup> career game on April 16 at Carolina...Missed nine games with a fractured thumb suffered on March 21 vs Philadelphia...Recorded three assists for the Czech Republic Olympic Team and won a gold medal at the 1998 Winter Olympics in Nagano, Japan...**PLAYOFFS:** Recorded three assists in six games vs Montreal...Was his first-ever appearance in the NHL playoffs...Collected his first career playoff point in Game Two on April 23.

## Career

Spent the 1996-97 season with Sparta Praha in the Czech Republic League...Recorded 41 points (14+27) in 38 games, ranking sixth on the team in points and seventh in goals...Tallied five points (1+4) in eight playoff games...Played for the Czech Republic in the World Cup of Hockey, going scoreless in three games...Played in eight games for the Czech Republic at the World Championships, registering a goal and an assist...Collected 22 points (6+16) in 68 games with Los Angeles in 1995-96...Had five multiple point games with the Kings and tied for second on the team with two short-handed goals...Set a career-high with 68 games played...Recorded nine points (5+4) in eight games for the Czech Republic at the 1996 World Championships...In 1994-95, picked up 12 points (4+8) and four penalty minutes in 36 games with the Kings...Also played in 16 games with Litvinov in the Czech Republic League...Tallied 23 points (4+19) and 28 penalty minutes...Set a career-high with nine goals in 1993-94 in 32 games with Los Angeles...Added 10 assists and 10 penalty minutes...Began the season with Phoenix (IHL), playing in 44 games and collecting 35 points (11+24) and 34 penalty minutes...Was recalled by the Kings on January 23, and tallied his first NHL goal on January 27 vs Mike Richter and the New York Rangers...Picked up five assists in his first NHL season, 1992-93, while playing in 11 games with the Kings...Played the previous four seasons, 1988-92, with Litvinov in the Czech Republic League...Played in 145 games, recording 121 points (52+69)...Drafted by the Kings in the seventh round, 133<sup>rd</sup> overall of the 1990 Entry Draft...Robert and wife, Jennifer, spent their off-season in Hilton Head, South Carolina.





# Ian Moran

Defense

HT/WT: 6' 0" 205 lbs.

Shoots: Right

Age: 26 Born: Cleveland, Ohio 8/24/72

Acquired: Pittsburgh's sixth round choice (107th overall) in the 1990 Entry Draft.

# 24

## Career Highlights

**Milestones Achieved:** 100th game (1/20/98 vs Ottawa)

**Milestones Within Reach (Current Total):** 200th game (124)

**First NHL Game:** 10/7/95 - in an 8-3 Penguins win vs Toronto

**First NHL Point:** 10/28/95 - a goal in a 5-3 Penguins win at New Jersey

**First NHL Goal:** 10/28/95 vs Martin Brodeur in a 5-3 Penguins win at New Jersey

**Most Goals, Game:** 1- six times - last - 3/21/98 in a 4-3 Penguins win vs Philadelphia.

**Most Assists, Game:** 1 - 12 times - last - 4/11/98 in a 3-3 OT Penguins tie vs Florida.

**Most Points, Game:** 1 - 18 times - last - 4/11/98 in a 3-3 OT Penguins tie vs Florida (1a).

**Most Penalty Minutes, Game:** 6 - 11/18/95 in a 7-1 Penguins win at Ottawa.

## Career Scoring vs. NHL

TEAM	GP	G	A	PTS	PIM	TEAM	GP	G	A	PTS	PIM
Anaheim	1	0	0	0	0	New Jersey	8	1	0	1	2
Boston	8	0	2	2	2	NY Islanders	6	0	2	2	6
Buffalo	9	1	1	2	5	NY Rangers	5	1	0	1	2
Calgary	2	0	0	0	5	Ottawa	7	0	1	1	8
Carolina	6	0	0	0	2	Philadelphia	8	1	0	1	8
Chicago	4	0	0	0	2	Phoenix	4	0	1	1	7
Colorado	5	0	2	2	4	San Jose	2	0	0	0	0
Dallas	3	0	0	0	2	St. Louis	3	0	0	0	2
Detroit	4	0	0	0	6	Tampa Bay	6	0	0	0	4
Edmonton	2	0	1	1	2	Toronto	4	1	0	1	7
Florida	7	1	2	3	4	Vancouver	3	0	0	0	0
Los Angeles	3	0	0	0	2	Washington	5	0	0	0	2
Montreal	9	0	0	0	4	<b>TOTALS</b>	<b>124</b>	<b>6</b>	<b>12</b>	<b>18</b>	<b>88</b>

## Amateur and Professional Record

YEAR	CLUB	LEAGUE	REGULAR SEASON							PLAYOFFS									
			GP	G	A	PTS	PIM	+/-	PP	SH	GW	S	GP	G	A	PTS	PIM		
1989-90	Belmont Hill (a)	US Prep	—	10	36	46	—	—	—	—	—	—	—	—	—	—	—	—	
1990-91	Belmont Hill	US Prep	23	7	44	51	12	—	—	—	—	—	—	—	—	—	—	—	
1991-92	Boston College (b)	HE	30	2	16	18	44	—	—	—	—	—	—	—	—	—	—	—	
1992-93	Boston College	HE	31	8	12	20	32	—	—	—	—	—	—	—	—	—	—	—	
1993-94	US National Team	—	50	8	15	23	—	—	—	—	—	—	—	—	—	—	—	—	
1994-95	Cleveland	IHL	33	5	13	18	39	—	—	—	—	—	—	—	—	—	—	—	
	Cleveland	IHL	64	7	31	38	94	—	—	—	—	—	4	0	1	1	2	—	
1994-95	PITTSBURGH	NHL	—	—	—	—	—	—	—	—	—	8	0	0	0	0	0	—	
1995-96	PITTSBURGH	NHL	51	1	1	2	47	-1	0	0	0	44	—	—	—	—	—	—	
1996-97	Cleveland	IHL	36	6	23	29	26	—	—	—	—	—	—	—	—	—	—	—	
	Cleveland	IHL	36	4	5	9	22	-11	0	0	0	50	5	1	2	3	4	—	
1997-98	PITTSBURGH	NHL	36	4	5	9	22	-11	0	0	0	50	5	1	2	3	4	—	
1997-98	PITTSBURGH	NHL	37	1	6	7	19	0	0	0	1	33	6	0	0	0	0	2	—
<b>NHL/PGH TOTALS</b>			<b>124</b>	<b>6</b>	<b>12</b>	<b>18</b>	<b>88</b>	<b>-12</b>	<b>0</b>	<b>0</b>	<b>1</b>	<b>127</b>	<b>19</b>	<b>1</b>	<b>2</b>	<b>3</b>	<b>6</b>	<b>—</b>	

a - Drafted by Pittsburgh in the 1990 Entry Draft. Fifth Pittsburgh pick, 107th overall, sixth round.


b - Hockey East Co Rookie of the Year.

Recorded seven points (1+6) in 37 games...Set a career high for assists in a season, recording his sixth on April 11 vs Florida...Scored his only goal of the season on March 21 vs Philadelphia, the game-winning goal in a 4-3 win...It was the first game-winning goal of his career...Missed the first 34 games with a knee injury suffered in the pre-season...Played in his first game on December 16 vs Tampa Bay...Played in his 100th career NHL game on January 20 vs Ottawa...Had a two-game point streak from March 18-21, collecting two points (1+1)...Was a plus or even player in 33 of his 37 games (89.2%), and was even for the season...Missed 43 games due to injury (knee-39, concussion-4)...PLAYOFFS: Was scoreless and minus-one, playing in all six playoff games vs Montreal...Was his third appearance in the playoffs.

## Career

Set career-highs in goals (4) and points (9) in 36 games in 1996-97...Scored goals in back-to-back games on March 18 vs Buffalo and March 20 vs Toronto...Began the season in Cleveland (IHL) and was recalled on November 1...Collected two points (1+1) in eight games with the Penguins before being assigned to Cleveland on November 18...Was recalled from Cleveland on January 31 and remained with the Penguins for the remainder of the season...Played in 36 games with the Lumberjacks, recording 29 points (6+23)...Tied for third on the Penguins in the 1997 playoffs, totaling three points (1+2) in five games, leading the team with a plus-one rating...Notched his first career playoff goal on April 23 in Game Four vs Philadelphia vs Garth Snow...Also tallied an assist in Game Four to post his first career multi-point playoff game...Collected his first-ever playoff point with an assist in Game Three on April 21...Played in a career-high 51 games in 1995-96, scoring his only goal on October 28 at New Jersey vs Martin Brodeur...Was a plus or even player in 39 of his 51 games (76.5%), and was minus-1 for the season...Missed the last 21 games of the regular season and all of the playoffs after undergoing shoulder surgery on March 21 to repair a dislocated shoulder...Played in 64 games with Cleveland (IHL) in 1994-95, ranking second among defensemen with 38 points (7+31)...Was recalled by the Penguins for the Playoffs and played in eight games...Was signed by the Penguins in February of 1994 and assigned to Cleveland...Picked up 18 points (5+13) in 33 games with the Lumberjacks in 1993-94...Was the last player cut from the United States National Team, prior to the 1994 Olympics...Played two seasons at Boston College and was named Hockey East Co-Rookie of the Year in 1991-92, after collecting 18 points (2+16) in 30 games for the Eagles...Drafted by the Penguins in the sixth round (107th overall) of the 1990 Entry Draft...Ian and his wife, Britta, spend their off-season in Massachusetts.





# Aleksey Morozov 95

Right Wing

HT/WT: 6' 1" 180 lbs.

Shoots: Left

Age: 21 Born: Moscow, Russia 2/16/77

Acquired: Pittsburgh's first round choice (24th overall) in the 1995 Entry Draft.

## Career Highlights

Milestones Within Reach (Current Total): 100th game (76)

First NHL Game: 10/1/97 in a 3-3 OT Penguins tie vs Los Angeles

First NHL Point: 10/1/97 – a goal in a 3-3 OT Penguins tie vs Los Angeles

First NHL Goal: 10/1/97 – vs Stephane Fiset in a 3-3 OT Penguins tie vs Los Angeles

Most Goals, Game: 1-13 times – last – 4/16/98 in a 4-1 Penguins win at Carolina.

Most Assists, Game: 2 – 12/6/97 in a 5-2 Penguins win vs Anaheim; 4/18/98 in a 5-2 Penguins win vs Boston.

Most Points, Game: 2 – Five times – last – 4/18/98 in a 5-2 Penguins win vs Boston (2a).

Most Penalty Minutes, Game: 2 – 4 times – last 4/16/98 in a 4-1 Penguins win at Carolina.

## Career Scoring vs. NHL

TEAM	GP	G	A	PTS	PIM	TEAM	GP	G	A	PTS	PIM
Anaheim	2	0	2	2	0	New Jersey	4	0	0	0	0
Boston	6	2	4	6	2	NY Islanders	3	0	0	0	0
Buffalo	5	0	1	1	2	NY Rangers	3	0	0	0	0
Calgary	2	2	0	2	2	Ottawa	4	0	1	1	0
Carolina	6	1	1	2	2	Philadelphia	4	1	1	2	0
Chicago	2	0	0	0	0	Phoenix	2	1	0	1	0
Colorado	2	0	0	0	0	San Jose	2	0	0	0	0
Dallas	2	0	0	0	0	St. Louis	2	1	0	1	0
Detroit	2	1	0	1	0	Tampa Bay	4	0	0	0	0
Edmonton	2	0	0	0	0	Toronto	2	2	0	2	0
Florida	3	0	0	0	0	Vancouver	2	1	1	2	0
Los Angeles	2	1	0	1	0	Washington	3	0	1	1	0
Montreal	5	0	1	1	0	<b>TOTALS</b>	<b>76</b>	<b>13</b>	<b>13</b>	<b>26</b>	<b>8</b>

## Amateur and Professional Record

YEAR	CLUB	LEAGUE	REGULAR SEASON								PLAYOFFS							
			GP	G	A	PTS	PIM	+/-	PP	SH	CW	S	GP	G	A	PTS	PIM	
1993-94	Krylja Sovetov	MHL	7	0	0	0	0	—	—	—	—	—	—	—	—	—	—	—
1994-95	Krylja Sovetov (a)	MHL	48	15	12	27	53	—	—	—	—	—	—	—	—	—	—	—
1995-96	Krylja Sovetov	MHL	47	12	10	22	26	—	—	—	—	—	—	—	—	—	—	—
1996-97	Krylja Sovetov	MHL	44	21	11	32	32	—	—	—	—	—	—	—	—	—	—	—
1997-98	Russian Olympic		6	2	2	4	0	—	—	—	0	—	—	—	—	—	—	—
	PITTSBURGH	NHL	76	13	13	26	8	-4	2	0	3	80	6	0	1	1	2	
<b>NHL/PGH TOTALS</b>			<b>76</b>	<b>13</b>	<b>13</b>	<b>26</b>	<b>8</b>	<b>-4</b>	<b>2</b>	<b>0</b>	<b>3</b>	<b>80</b>	<b>6</b>	<b>0</b>	<b>1</b>	<b>1</b>	<b>2</b>	

a - Drafted by Pittsburgh in the 1995 Entry Draft. First Pittsburgh pick, 24th overall, first round.


## 1997-98

Tied for tenth in the league among rookies with 26 points (13+13) in 76 games...Scored his first NHL goal on his first shot, in his first game, October 1 vs Los Angeles...Tied for fifth among rookies with 13 goals and tied for second with three game-winning goals...Notched his first assist Oct. 25 at Vancouver...Recorded a point in a season-high three consecutive games from October 25-November 1 (2+1)...Also had four two-game point streaks on the season...Tallied his first career multi-point game December 6 vs Anaheim (0+2)...Had five multi-point games overall, including back-to-back two point games April 16 at Carolina (1+1) and April 18 vs Boston (0+2)...Ranked second on the team with a 16.3 shooting percentage (13 goals on 80 shots)...Recorded 15 points at home (8+7) and 11 on the road (5+6)...Collected four points (2+2) in six games with the Russian Olympic Team, winning a silver medal at the 1998 Winter Olympics at Nagano, Japan...Missed one game due to injury (toe)...Recorded three assists in four games for Russia at the World Championships...**PLAYOFFS:** Appeared in the NHL Playoffs for the first time, recording one assist in six games...Tallied his first career playoff point (an assist) in Game Five on May 1 vs Montreal.

## Career

Led Krylja Sovetov in scoring in **1996-97** with 32 points (21+11) and 32 penalty minutes in 44 games...His 21 goals were second in the league...Was one of only five players in the league to score 20-or-more goals...Tied for 15<sup>th</sup> in the league in scoring...Tallied one assist in two playoff games...Collected six points (3+3) in six games for Russia at the 1997 World Championships...Also played for Russia at the World Junior Championships, recording eight points (5+3) in and six penalty minutes in six games...Was named Best Forward of the Tournament...Recorded 22 points (13+9) in 47 games for the Krylja Sovetov in **1995-96**...Ranked fourth on the team in points and tied for fifth in goals...Ranked seventh in scoring at the World Junior Championships, collecting eight points (5+3) in six games for the third-place Russian team...Ranked second on the team in scoring and was named to the World Junior Championships All-Star Team...Played in 48 games with Krylja Sovetov in **1994-95**, ranking fifth on the team with 27 points (15+12)...Tied for third on the team in goals and ranked third with 53 penalty minutes...Was named CIS Rookie of the Year...Tallied three assists in four playoff games...Played in seven games with Krylja Sovetov in **1992-93**, going scoreless...Also played in three playoff games, recording no points and two penalty minutes...Selected by the Penguins in the first round (24<sup>th</sup> overall) in the 1995 Entry Draft...Aleksey spends his off-season in Russia.





# Petr Nedved

Center

HT/WT: 6' 3" 195 lbs.

Shoots: Left

Age: 26 Born: Liberec, Czech Republic 12/9/71

Acquired: Traded by NY Rangers to Pittsburgh with Sergei Zubov for Luc Robitaille and Ulf Samuelsson on August 31, 1995.

# 93

## Career Highlights

**Milestones Achieved:**  
 400th game (12/19/96 at St. Louis)  
 300th game (11/10/95 at San Jose)  
 300th point (12/26/96 vs Montreal)  
 200th point (12/28/95 vs Hartford)  
 100th goal (1/13/96 vs San Jose)  
 100th assist (12/5/95 at NY Islanders)

**Milestones Within Reach (Current Total):**  
 500th game (441)  
 200th goal (158)  
 200th assist (179)

First NHL Game: 10/6/90 – in a 5-3 Vancouver win at Los Angeles  
 First NHL Point: 10/27/90 – a goal in a 4-2 Vancouver win at Hartford  
 First NHL Goal: 10/27/90 – vs Peter Sidorkiewicz in a 4-2 Vancouver win at Hartford  
 Most Goals, Game: 4 – 3/5/96 in a 9-4 Penguins win vs Winnipeg  
 Most Assists, Game: 4 – 3/26/96 in an 8-2 Penguins win at NY Rangers  
 Most Points, Game: 5 – 3/5/96 in a 9-4 Penguins win vs Winnipeg (4g, 1a); 3/24/96 in an 8-2 Penguins win at NY Rangers (1g, 4a)

## Career Scoring vs. NHL

TEAM	GP	G	A	PTS	PIM	TEAM	GP	G	A	PTS	PIM
Anaheim	4	2	4	6	4	New Jersey	18	5	5	10	10
Boston	21	6	14	20	12	NY Islanders	20	5	6	11	16
Buffalo	24	8	10	18	20	NY Rangers	13	8	8	16	10
Calgary	23	7	6	13	29	Ottawa	17	12	8	20	8
Carolina	19	13	10	23	6	Philadelphia	20	4	7	11	16
Chicago	15	7	6	13	16	Phoenix	25	10	5	15	22
Colorado	14	2	2	4	8	Pittsburgh	10	3	1	4	2
Dallas	15	4	9	13	8	San Jose	18	8	6	14	12
Detroit	13	4	0	4	6	St. Louis	14	7	5	12	10
Edmonton	22	8	11	19	16	Tampa Bay	16	5	6	11	20
Florida	12	3	8	11	8	Toronto	13	2	7	9	8
Los Angeles	28	10	10	20	16	Vancouver	4	2	4	6	4
Montreal	23	9	17	26	6	Washington	20	4	4	8	27
						<b>TOTALS</b>	<b>441</b>	<b>158</b>	<b>179</b>	<b>337</b>	<b>320</b>

## Amateur and Professional Record

CLUB	LEAGUE	GP	G	A	PTS	PIM	PP	SH	CW	S	GP	G	A	PTS	PIM
1988-89	Prague	Czech Jr	20	32	19	51	12	0	0	0	0	0	0	0	0
1989-90	Seattle Jr	WHL	71	65	80	145	80	0	0	0	0	11	4	9	13
1990-91	Vancouver	NHL	61	10	6	16	20	-21	1	0	0	97	6	0	1
1991-92	Vancouver	NHL	77	15	22	37	36	-3	5	0	1	99	10	1	4
1992-93	Vancouver	NHL	84	38	33	71	96	20	2	1	3	149	12	2	3
1993-94	Canadian National		17	19	12	31	16	0	0	0	0	0	0	0	0
	Canadian Olympic		8	5	1	6	6	0	0	0	0	0	0	0	0
	St. Louis (c)	NHL	19	6	14	20	8	2	2	0	0	63	4	0	1
1994-95	NY Rangers (d)	NHL	46	11	12	23	26	-1	1	0	3	123	10	3	2
1995-96	Pittsburgh	NHL	80	45	54	99	68	37	8	1	5	204	18	10	20
1996-97	Pittsburgh	NHL	74	33	38	71	66	1	12	3	4	197	5	1	2
1997-98	Las Vegas	IHL	3	3	3	6	4	0	0	0	0	0	0	0	0
	<b>NHL TOTALS</b>		<b>441</b>	<b>158</b>	<b>179</b>	<b>337</b>	<b>320</b>	<b>35</b>	<b>31</b>	<b>4</b>	<b>16</b>	<b>932</b>	<b>65</b>	<b>17</b>	<b>23</b>
	<b>PCH TOTALS</b>		<b>154</b>	<b>78</b>	<b>92</b>	<b>170</b>	<b>134</b>	<b>38</b>	<b>20</b>	<b>4</b>	<b>9</b>	<b>401</b>	<b>23</b>	<b>11</b>	<b>12</b>

a - Drafted by Vancouver in 1990 Entry Draft. First Canucks pick, second overall, first round. b - Canadian Major Junior Rookie of the Year (1989-90) c - Signed as a free agent by St. Louis, March 5, 1994. d - Traded to the New York Rangers by St. Louis for Esa Tikkanen and Doug Lidster, July 24, 1994 e - Traded to Pittsburgh by the New York Rangers with Sergei Zubov for Luc Robitaille and Ulf Samuelsson, Aug. 31, 1995.



Played in five regular season games with Sparta Praha in the Czech Republic League, recording five points (2+3) and eight penalty minutes...Signed with Las Vegas in the International Hockey League, collecting six points (3+3) and four penalty minutes in three games...Returned to Sparta Praha for the playoffs, collecting two assists and 52 penalty minutes in six games.

## Career

Ranked fourth on the team in points (71) and goals (33) and ranked fifth in assists in 1996-97...His 12 power play goals were second on the team and tied for 10<sup>th</sup> in the league...Tallied 26 power play points to rank third on the team...Recorded 20 multiple point games...Had a season-high seven-game point streak from January 25-February 8, collecting 11 points (6+5)...Also posted a six-game streak, a five-game streak and three four-game streaks...Played in his 400<sup>th</sup> game on December 19 at St. Louis...Tallied his 300<sup>th</sup> point with an assist on December 26 vs Montreal...Ranked fourth on the team with four game-winning goals...Recorded three points (1+2) in the playoffs, appearing in all five games vs Philadelphia...Set career highs in goals (45), assists (54) and points (99) in his first season with the Penguins in 1995-96...Ranked 12<sup>th</sup> in the league in goals and tied for 13<sup>th</sup> in points...Had a plus-37 rating to lead the Penguins, which was tied for third in the league...Ranked second in the league with a 22.1% shooting percentage (45 goals on 204 shots)...Scored four goals on March 5, 1996 vs Winnipeg, his first career hat trick...Played in all 18 games in the 1996 playoffs, recording 20 points (10+10), setting career-highs in all three categories...Scored the game-winning goal of the longest game in Penguins history, and the third-longest game in NHL Playoff history at 79:15 of overtime in Game Four on April 24 at Washington...Acquired by the Penguins with Sergei Zubov from the New York Rangers in exchange for Luc Robitaille and Ulf Samuelsson on August 31, 1995...Had 23 points (11+12) in 46 games with the Rangers in 1994-95...Collected five points (3+2) in 10 playoff games with the Rangers...Was acquired by the Rangers from St. Louis for Doug Lidster and Esa Tikkanen on July 24, 1994...Tallied 20 points (6+14) in 19 games with St. Louis in 1993-94...Signed as a free agent by the Blues on March 5, 1994...Collected six points (5+1) in eight games for Team Canada at the 1994 Winter Olympics in Lillehammer, Norway...Totaled 71 points (38+33) in 1992-93 with Vancouver, ranking sixth on the team...Led the team with a plus-20 rating and ranked second in goals...Had a Vancouver franchise record 15-game point streak from November 19 to December 27, recording 24 points (15+9)...Tallied 37 points (15+22) in 77 games with the Canucks in 1991-92...Played in 61 games in his initial season, 1990-91, recording 16 points (10+6)...Spent the 1989-90 season with Seattle in the Western Hockey League, establishing a WHL rookie record with 145 points (65+80) in 71 games...Named the WHL's top rookie and Canadian Hockey's top rookie performer...Played midget hockey for Litvinov in 1988-89, recording 51 points (32+19) in 20 games...Led the Mac's midget tournament in scoring with 26 points (17+9) in nine games...Defected to Canada on January 2, 1989 while his teammates were traveling home from the tournament...Drafted by Vancouver in the first round (second overall) of the 1990 Entry Draft.





# Sean Pronger

Center

HT/WT: 6' 3" 210 lbs.

Shoots: Left

Age: 25 Born: Dryden, Ontario 11/30/72

Acquired: Traded by Anaheim to Pittsburgh for the rights to Patrick Lalime on March 24, 1998.

# 12

## Career Highlights

**Milestones Achieved:** 100th game (3/6/98 vs San Jose)

**First NHL Game:** 11/29/95 - in a 2-2 OT Anaheim tie vs Washington

**First NHL Point:** 12/4/95 - an assist in a 5-1 Anaheim loss at the Rangers

**First NHL Goal:** 1/25/97 vs Byron Dafoe in a 2-2 OT Anaheim tie vs Los Angeles

**Most Goals, Game:** 2 - 1/31/97 in a 6-3 Anaheim win vs Hartford.

**Most Assists, Game:** 2 - 3/22/98 in a 5-2 Anaheim win at Ottawa.

**Most Points, Game:** 2 - five times - last - 3/22/98 in a 5-2 Anaheim win at Ottawa (2a).

**Most Penalty Minutes, Game:** 4 - 12/31/95 in a 2-2 OT Anaheim tie vs Los Angeles.

## Career Scoring vs. NHL

TEAM	GP	G	A	PTS	PIM	TEAM	GP	G	A	PTS	PIM
Anaheim	---	---	---	---	---	New Jersey	3	0	0	0	2
Boston	2	1	0	1	2	NY Islanders	4	0	0	0	4
Buffalo	3	0	1	1	0	NY Rangers	5	0	1	1	0
Calgary	7	2	1	3	0	Ottawa	4	0	2	2	4
Carolina	2	2	0	2	0	Philadelphia	2	0	1	1	4
Chicago	4	0	1	1	2	Phoenix	3	1	1	2	2
Colorado	5	1	1	2	4	Pittsburgh	2	0	1	1	2
Dallas	6	1	1	2	6	San Jose	7	0	1	1	0
Detroit	7	0	0	0	4	St. Louis	5	1	2	3	2
Edmonton	9	2	3	5	8	Tampa Bay	4	1	1	2	0
Florida	2	0	0	0	2	Toronto	7	0	0	0	2
Los Angeles	5	1	0	1	4	Vancouver	9	0	3	3	0
Montreal	2	0	0	0	0	Washington	4	0	2	2	4
						<b>TOTALS</b>	<b>113</b>	<b>13</b>	<b>23</b>	<b>36</b>	<b>58</b>

## Amateur and Professional Record

YEAR	CLUB	LEAGUE	REGULAR SEASON										PLAYOFFS							
			GP	G	A	PTS	PIM	+/-	PP	SH	GW	S	GP	G	A	PTS	PIM			
1990-91	Bowling Green (a)	CCHA	40	3	7	10	30													
1991-92	Bowling Green	CCHA	34	9	7	16	28													
1992-93	Bowling Green	CCHA	39	23	23	46	35													
1993-94	Bowling Green	CCHA	38	17	17	34	38													
1994-95	Greensboro	ECHL	2	0	2	2	0													
	Knoxville	ECHL	34	18	23	41	55													
	San Diego	IHL	8	0	0	0	2	0	0	0	0	3								
1995-96	Baltimore	AHL	72	16	17	33	61	-13					12	3	7	10	16			
	Anaheim (b)	NHL	7	0	1	1	6	0	0	0	0	3								
1996-97	Baltimore	AHL	41	26	17	43	17	-13												
	Anaheim	NHL	39	7	7	14	20	6	1	0	1	43	9	0	2	2	4			
1997-98	Anaheim	NHL	62	5	15	20	30	-9	1	0	2	68								
	PITTSBURGH (c)	NHL	5	1	0	1	2	-1	0	0	1	5	5	0	0	0	4			
	<b>NHL TOTALS</b>		<b>113</b>	<b>13</b>	<b>23</b>	<b>36</b>	<b>58</b>	<b>-4</b>	<b>2</b>	<b>0</b>	<b>4</b>	<b>119</b>	<b>14</b>	<b>0</b>	<b>2</b>	<b>2</b>	<b>8</b>			
	<b>PGH TOTALS</b>		<b>5</b>	<b>1</b>	<b>0</b>	<b>1</b>	<b>2</b>	<b>-1</b>	<b>0</b>	<b>0</b>	<b>1</b>	<b>5</b>	<b>5</b>	<b>0</b>	<b>0</b>	<b>0</b>	<b>4</b>			

a - Drafted by Vancouver Canucks in 1991 Entry Draft. Third Vancouver pick, 51st overall, third round.

b - Signed by Anaheim as a free agent, Feb. 14, 1995.

c - Traded by Anaheim to Pittsburgh for the rights to Patrick Lalime, Mar. 24, 1998.

## 1997-98

Played in a total of 67 games with the Penguins and Anaheim, recording a career-high 21 points (6+15) and 30 penalty minutes...Also set career highs in assists and games played...Played in five games for the Penguins, scoring one goal...Missed the last seven games of the season after suffering a fractured foot on April 4 at Tampa Bay...Was acquired by the Penguins from Anaheim in exchange for the rights to goaltender Patrick Lalime on March 24, 1998...His first goal as a Penguin, April 4 at Tampa Bay, was the game-winning goal...Collected 20 points (5+15) in 62 games with the Mighty Ducks...Tallied points in three consecutive games from February 25 to March 1, recording three assists...Played in his 100th NHL game on March 6 vs San Jose...Recorded two multi-point games, tying his career high with two points on October 21 at Phoenix and March 22 at Ottawa...PLAYOFFS: Played in five of the Penguins six games vs Montreal, going scoreless with four penalty minutes...Was his second appearance in the playoffs.

## Career

In 1996-97, tallied 14 points (7+7) in 39 games with Anaheim...His seven goals were a career-high...Played in 41 games with Baltimore (AHL) before being recalled by Anaheim on January 8...Was leading the AHL in goals with 26 at the time of his recall, and was second on the Bandits with 42 points...Earned his first career two-goal game on January 31 vs Hartford, including the game-winning goal...Notched his first NHL goal on January 25 at Los Angeles vs Byron Dafoe...Played in nine playoff games, collecting two assists...Picked up his first career playoff point with an assist in Game Seven vs Phoenix on April 29...Played in seven games with Anaheim in 1995-96, recording his first NHL point with an assist on December 4 at the New York Rangers...Made his NHL debut on November 29, 1995 vs Washington...Compiled 33 points (16+17) in 72 games with Baltimore (AHL)...Added 10 points (3+7) in the AHL playoffs, leading all Baltimore rookies in scoring...Was signed as a free agent by Anaheim on February 14, 1995...Split the 1994-95 season among Greensboro (ECHL), Knoxville (ECHL) and San Diego (IHL)...Was scoreless in eight games with San Diego...Had two assists in two games with Greensboro...Tallied 41 points (18+23) in 34 games with Knoxville...Received the Howard Brown Award (coach's award) in his senior season at Bowling Green (CCHA) in 1993-94, after recording 34 points (17+17) in 38 games...Finished his career tied for ninth in scoring at Bowling Green with 106 points (52+54)...Had his most productive season as a junior in 1992-93, totaling 46 points (23+23) in 39 games...Picked up a point in 23 of 39 games (60.0%)...Led the team in power play goals and tied for the lead in short-handed goals...Had 16 points (9+7) in 34 games as a sophomore in 1991-92, and 10 points (3+7) in 40 games as a freshman in 1990-91...Was drafted by Vancouver in the third round (51st overall) of the 1991 NHL Entry Draft...His brother, Chris, is a defenseman for the St. Louis Blues...Spends his off season in Dryden, Ontario...Sean and his wife, Marni, were married on June 25, 1998.





# Peter Skudra

Goaltender

HT/WT: 6' 1" 185 lbs.

Catches: Left

Age: 25 Born: Riga, Latvia 4/24/73

Acquired: Signed by Pittsburgh as a free agent, September 25, 1997.

# 1

## Career Highlights

First NHL Game: 11/5/97 - in a 5-2 loss vs Dallas

First NHL Win: 12/6/98 in a 5-2 win vs Anaheim

## Career Goaltending vs. NHL

TEAM	GP	MP	GA	SO	GAA	W-L-T	TEAM	GP	MP	GA	SO	GAA	W-L-T
Anaheim	1	60	2	0	2.00	1-0-0	New Jersey	2	119	3	0	1.51	1-1-0
Boston	—	—	—	—	—	—	NY Islanders	3	159	6	0	2.26	2-1-0
Buffalo	—	—	—	—	—	—	NY Rangers	1	65	2	0	1.85	0-0-1
Calgary	1	60	1	0	1.00	1-0-0	Ottawa	1	64	1	0	0.94	0-0-1
Carolina	1	60	2	0	2.00	1-0-0	Philadelphia	1	1	0	0	0.00	0-0-0
Chicago	—	—	—	—	—	—	Phoenix	—	—	—	—	—	—
Colorado	1	63	5	0	4.76	0-1-0	San Jose	—	—	—	—	—	—
Dallas	1	27	1	0	2.22	0-0-0	St. Louis	—	—	—	—	—	—
Detroit	1	65	1	0	0.92	0-0-1	Tampa Bay	—	—	—	—	—	—
Edmonton	—	—	—	—	—	—	Toronto	—	—	—	—	—	—
Florida	—	—	—	—	—	—	Vancouver	—	—	—	—	—	—
Los Angeles	—	—	—	—	—	—	Washington	1	20	0	0	0.00	0-0-0
Montreal	2	89	2	0	1.35	0-1-0	<b>TOTALS</b>	<b>17</b>	<b>852</b>	<b>26</b>	<b>0</b>	<b>1.83</b>	<b>6-4-3</b>

## Amateur and Professional Record

YEAR	CLUB	LEAGUE	REGULAR SEASON					PLAYOFFS						
			GP	W-L-T	MP	GA	SO	AVG.	GP	W-L	MP	GA	SO	AVG.
1994-95	Greensboro	ECHL	33	13-9 (5)	1612	113	0	4.20	6	2-2	341	28	0	4.92
1995-96	Erie	ECHL	12	3-8 (1)	681	47	0	4.14	—	—	—	—	—	
	Johnstown	ECHL	30	12-11 (4)	1657	98	0	3.55	—	—	—	—	—	
1996-97	Johnstown	ECHL	4	2-1 (1)	200	11	0	3.50	—	—	—	—	—	
	Hamilton (a)	AHL	32	8-16-2	1615	101	0	3.75	—	—	—	—	—	
1997-98	Houston	IHL	9	5-3 (1)	499	23	0	2.77	—	—	—	—	—	
	Kansas City	IHL	13	10-3 (0)	775	37	0	2.86	8	4-4	512	20	1	2.34
	PITTSBURGH	NHL	17	6-4-3	851	26	0	1.83	—	—	—	—	—	
<b>NHL/PGH TOTALS</b>			<b>17</b>	<b>6-4-3</b>	<b>852</b>	<b>26</b>	<b>0</b>	<b>1.83</b>	<b>—</b>	<b>—</b>	<b>—</b>	<b>—</b>	<b>—</b>	

a - Signed by Pittsburgh as a free agent, Sept. 25, 1997.

## 1997-98

Posted a 6-4-3 record and a 1.83 goals against average in 17 games in his rookie season...Was named Penguins' Rookie of the Year...Played in his first NHL game on November 5 vs Dallas, allowing one goal in 26:33, turning aside seven of eight shots...Made his first NHL start on November 7 at Detroit and made 23 saves in a 1-1 tie...Picked up his first NHL win on December 6 vs Anaheim, allowing two goals on 27 shots...Won two straight games, picking up the win in relief of Tom Barrasso on December 29 vs the New York Islanders and turning aside 24 of 26 shots in a 3-2 win vs Carolina on December 31...Made a season-high 31 saves in a 4-1 win vs Calgary on March 11...Attended training camp as a tryout and was signed as a free agent on September 25...Began the season in Houston (IHL) where he posted a 2.77 goals against average and a 5-3-(1) record in nine games...Was recalled from Houston on October 27, served as the backup for the Penguins on October 28 at Calgary and was assigned to Houston on October 29...Recalled again on November 4...Played in 12 games with the Penguins before being assigned to Kansas City (IHL) on January 15...Played in 13 games with Kansas City and was 10-3-(0) with a 2.86 goals against average...PLAYOFFS: Was assigned to Kansas City for the playoffs, where he went 4-4, with a 2.34 goals against average and one shutout in eight games...Ranked second in the league in goals against average and tied for third in save percentage (.922).

## Career

Split the 1996-97 season between Hamilton (AHL) and Johnstown (ECHL)...Played in a team-high 32 games for Hamilton, posting a 3.75 goals against average and an 8-16-2 record with an .889 save percentage...Appeared in four games with Johnstown, compiling a 2-1-(1) record and a 3.30 goals against average...Played in a combined 42 games with Erie and Johnstown in the East Coast Hockey League in 1995-96, ranking 20th in the league with a 3.72 goals against average...Had an .898 save percentage and a 15-19-(5) record...Began the season with Erie, playing in 12 games and going 3-8-(1), with a 4.14 goals against average...Set a Johnstown club record with a 3.55 goals against average...Led Johnstown goaltenders in games played (30), minutes played (1657:21), wins (12), goals against average (3.55) and save percentage (.908)...Spent the 1994-95 season in Greensboro (ECHL), playing in 33 games...Was 13-9-(5), with a 4.20 goals against average...Played in six games in the playoffs, going 2-2 with a 4.92 goals against average and an .872 save percentage.





# Jiri Slegr

# 71

Defense

HT/WT: 6' 0" 220 lbs.

Shoots: Left

Age: 27 Born: Jihlava, Czech Republic 5/30/71

Acquired: Rights acquired by Pittsburgh from Edmonton for third round pick in 1998 Entry Draft, August 12, 1997.

## Career Highlights

Milestones Achieved: 200th game (3/29/96 vs Winnipeg)

100th point (12/6/97 vs Anaheim)

Milestones Within reach (Current Total):

300th game (280)

100th assist (90)

First NHL Game: 10/6/92 - in a 5-4 Vancouver win at Edmonton

First NHL Point: 11/21/92 - an assist in a 9-0 Vancouver win vs Edmonton

First NHL Goal: 12/27/92 - vs Patrick Roy in a 5-2 Vancouver win vs Montreal

Most Goals, Game: 1 - 20 times - last - 3/7/98 in a 6-4 Penguins win vs Philadelphia

Most Assists, Game: 3 - Three times - last - 12/23/93 in a 4-3 Vancouver win vs Calgary

Most Points, Game: 3 - Three times - last - 12/23/93 in a 4-3 Vancouver win vs Calgary (3a)

Most Penalty Minutes, Game: 19 - 4/1/93 in a 5-3 Vancouver win at Tampa Bay

## Career Scoring vs. NHL

TEAM	GP	G	A	PTS	PIM	TEAM	GP	G	A	PTS	PIM
Anaheim	12	1	3	4	14	New Jersey	7	0	0	0	11
Boston	9	1	2	3	4	NY Islanders	7	1	1	2	6
Buffalo	8	0	3	3	8	NY Rangers	8	0	3	3	29
Calgary	20	2	8	10	20	Ottawa	8	1	2	3	8
Carolina	9	0	5	5	4	Philadelphia	8	2	1	3	19
Chicago	8	0	0	0	4	Phoenix	17	1	6	7	31
Colorado	8	0	2	2	4	Pittsburgh	4	1	3	4	0
Dallas	10	2	3	5	6	San Jose	20	0	10	10	31
Detroit	13	1	2	3	8	St. Louis	14	1	5	6	25
Edmonton	15	1	9	10	29	Tampa Bay	8	0	1	1	37
Florida	7	1	0	1	11	Toronto	11	1	4	5	18
Los Angeles	20	1	9	10	50	Vancouver	9	0	4	4	6
Montreal	11	1	1	2	29	Washington	9	1	3	4	12
						<b>TOTALS</b>	<b>280</b>	<b>20</b>	<b>90</b>	<b>110</b>	<b>424</b>

## Amateur and Professional Record

YEAR	CLUB	LEAGUE	REGULAR SEASON							PLAYOFFS								
			GP	G	A	PTS	PIM	+/-	PP	SH	GW	S	GP	G	A	PTS	PIM	
1987-88	Litvinov	Czech	4	1	1	2	0	—	—	—	—	—	—	—	—	—	—	—
1988-89	Litvinov (a)	Czech	8	0	0	0	4	—	—	—	—	—	—	—	—	—	—	—
1989-90	Litvinov	Czech	51	4	15	19	—	—	—	—	—	—	—	—	—	—	—	—
1990-91	Litvinov	Czech	47	11	36	47	26	—	—	—	—	—	—	—	—	—	—	—
1991-92	Litvinov	Czech	42	9	23	32	38	—	—	—	—	—	—	—	—	—	—	—
1992-93	Vancouver	NHL	41	4	22	26	109	0	0	0	0	5	5	0	3	3	4	
	Hamilton	AHL	21	4	14	18	42	—	—	—	—	—	—	—	—	—	—	
1993-94	Vancouver	NHL	78	5	33	38	86	0	1	0	0	160	—	—	—	—	—	
1994-95	Litvinov	Czech	11	3	10	13	80	—	—	—	—	—	—	—	—	—	—	
	Vancouver	NHL	19	1	5	6	32	0	0	0	1	42	—	—	—	—	—	
	Edmonton (b)	NHL	12	1	5	6	14	-5	1	0	0	27	—	—	—	—	—	
1995-96	Edmonton	NHL	57	4	13	17	74	-1	0	1	1	91	—	—	—	—	—	
	Cape Breton	AHL	4	1	2	3	4	—	—	—	—	—	—	—	—	—	—	
1996-97	Sodertalje (c)	Sweden	30	4	14	18	62	—	—	—	—	—	—	—	—	—	—	
1997-98	Czech Olympic Team		6	1	0	1	8	—	—	—	—	—	—	—	—	—	—	
	PITTSBURGH	NHL	73	5	12	17	109	11	1	1	0	131	6	0	4	4	2	
	<b>NHL TOTALS</b>		<b>280</b>	<b>20</b>	<b>90</b>	<b>110</b>	<b>424</b>	<b>5</b>	<b>3</b>	<b>2</b>	<b>2</b>	<b>456</b>	<b>11</b>	<b>0</b>	<b>7</b>	<b>7</b>	<b>6</b>	
	<b>PGH TOTALS</b>		<b>73</b>	<b>5</b>	<b>12</b>	<b>17</b>	<b>109</b>	<b>11</b>	<b>1</b>	<b>1</b>	<b>0</b>	<b>131</b>	<b>6</b>	<b>0</b>	<b>4</b>	<b>4</b>	<b>2</b>	

a - Drafted by Vancouver Canucks in 1992 Entry Draft, Third Vancouver pick, 23rd overall, second round.  
 b - Traded to Edmonton by Vancouver for Roman Oksiluta, Apr. 7, 1995. c - Rights acquired by Pittsburgh from Edmonton for third round pick in 1998 Entry Draft, Aug. 12, 1997

## 1997-98

Recorded 17 points (5+12) and 109 penalty minutes in 73 games...His five goals tied his career-high previously set in 1993-94 with Vancouver...Was a career-high plus-10 and was a plus or even player in 54 of 73 games (71.6%)...Ranked sixth on the team in plus/minus and fourth on the team in penalty minutes...Was plus or even for 12 consecutive games from October 11 to November 5, compiling a plus-7 rating in those 12 games...Had a season-high two assists on December 31 vs Carolina and March 28 vs the New York Rangers...Was a season-high plus-3 October 3 at Carolina and December 6 vs Anaheim...Compiled points in back-to-back games on October 17 at Tampa Bay and October 19 at Florida...Notched the 100th point of his career with a goal on December 6 vs Anaheim...Scored a power play goal on October 19 at Florida and a short-handed goal on March 7 vs Philadelphia...Missed six games due to injury (hip-4, shoulder, flu)...Tallied one goal in six games with the Czech Republic Olympic Team and captured a gold medal at the 1998 Winter Olympics at Nagano, Japan...PLAYOFFS: Recorded four assists in six games to rank fourth on the team in points and first among defensemen...Ranked third on the team with a plus-3 rating...Notched two assists in Game One vs Montreal on April 23...Was his second career playoff appearance.

## Career

Played in 30 games for Sodertalje in Sweden in 1996-97, recording 18 points (4+14) and 62 penalty minutes...Ranked second on the team among defensemen in points and seventh overall...Led the team in penalty minutes...Represented the Czech Republic at the World Championships...The Penguins acquired his rights from Edmonton for a third round choice in the 1998 Entry Draft on August 12, 1997...Collected 17 points (4+13) in 57 games with Edmonton in 1995-96 to rank fourth among Oilers defensemen...Missed 19 games (December 29 to February 18) due to a third degree sprain of the medial collateral ligament in his left knee suffered December 27 at Philadelphia...Was activated on February 19 and assigned to Cape Breton of the American Hockey League, where he tallied three points (1+2) in four games...Played in his 200th career NHL game on March 29 vs Winnipeg...Started the 1994-95 season in Vancouver, recording six points (1+5) in 19 games before being traded to Edmonton for Roman Oksjuta on April 7...Appeared in 12 games with the Oilers, collecting six points (1+5)...Notched his first goal with Edmonton on the power play on April 21 at Los Angeles...Set a career-high with 38 points (5+33) in 78 games with Vancouver in 1993-94 to rank third among Vancouver defensemen in scoring...Ranked second on the team with 19 power play assists and sixth with 20 power play points...Finished third in scoring among Vancouver defensemen in 1992-93 with 26 points (4+22) despite playing in only 41 games...Helped Czechoslovakia to a bronze medal at the 1992 Winter Olympics in Albertville, France...Attended training camp with Vancouver in 1990, before returning to Czechoslovakia where he recorded 47 points (11+36) in 47 games for Litvinov in 1990-91...Led the league with 36 assists...Named best defenseman at the 1991 World Junior Championships in Saskatoon, recording nine assists in seven games, leading Czechoslovakia to a bronze medal...Won a bronze medal in the 1990 World Junior Championship, along with teammates Jaromir Jagr, Bobby Holik (New Jersey) and Robert Reichel (NY Islanders)...Became a regular on the Czechoslovakian national team in 1989 at the age of 18...Began playing for Litvinov in the Czech Elite League at the age of 16...Jiri and his wife, Katerina, spend their off-season in Canada and the Czech Republic.





# Martin Straka

Center

HT/WT: 5' 10" 176 lbs.

Shoots: Left

Age: 26 Born: Plzen, Czech Republic 9/3/72

Acquired: Signed as a free agent by Pittsburgh, August 7, 1997.

# 82

## Career Highlights

**Milestones Achieved:** 300th game (10/9/97 at Philadelphia)  
200th game (1/3/96 at Pittsburgh)  
200th point (3/7/98 vs Philadelphia)  
100th assist (12/10/96 at Philadelphia)

**Milestones Within Reach (Current Total):**  
400th game (370)  
100th goal (77)

**First NHL Game:** 11/7/92 - in a 4-2 Penguins loss at Toronto

**First NHL Point:** 11/10/92 - an assist in a 4-1 Penguins win at Minnesota.

**First NHL Goal:** 2/10/93 vs Mike Richter in a 3-0 Penguins win at the Rangers.

**Most Goals, Game:** 3 - 4/18/98 in a 5-2 Penguins win vs Boston; 3/8/94 in a 7-3 Penguins win vs Boston.

**Most Assists, Game:** 3 - Three times - last - 12/22/96 in a 7-3 Florida loss at the Rangers.

**Most Points, Game:** 4 - two times - last - 3/8/94 in a 7-3 Penguins win vs Boston (3g, 1a).

## Career Scoring vs. NHL

TEAM	GP	G	A	PTS	PIM	TEAM	GP	G	A	PTS	PIM
Anaheim	9	0	3	3	6	New Jersey	19	2	8	10	25
Boston	18	10	10	20	8	NY Islanders	20	0	9	9	10
Buffalo	22	3	7	10	8	NY Rangers	28	11	13	24	2
Calgary	8	2	5	7	2	Ottawa	20	3	3	6	16
Carolina	21	5	10	15	8	Philadelphia	19	6	8	14	6
Chicago	9	1	1	2	2	Phoenix	10	1	1	2	0
Colorado	16	5	4	9	4	Pittsburgh	8	2	0	2	6
Dallas	9	1	2	3	4	San Jose	8	1	4	5	0
Detroit	10	2	7	9	2	St. Louis	6	1	1	2	0
Edmonton	11	0	4	4	0	Tampa Bay	22	8	11	19	21
Florida	13	5	4	9	6	Toronto	7	1	3	4	0
Los Angeles	9	1	3	4	2	Vancouver	7	3	2	5	0
Montreal	22	1	6	7	6	Washington	19	2	6	8	6
						<b>TOTALS</b>	<b>370</b>	<b>77</b>	<b>135</b>	<b>212</b>	<b>150</b>

## Amateur and Professional Record

YEAR	CLUB	LEAGUE	REGULAR SEASON							PLAYOFFS								
			GP	G	A	PTS	PIM	+/-	PP	SH	CW	S	GP	G	A	PTS	PIM	
1989-90	Skoda Plzen	Czech	1	0	3	3	---	---	---	---	---	---	---	---	---	---	---	---
1990-91	Skoda Plzen	Czech	47	7	24	31	6	---	---	---	---	---	---	---	---	---	---	---
1991-92	Skoda Plzen (a)	Czech	50	27	28	55	20	---	---	---	---	---	---	---	---	---	---	---
1992-93	PITTSBURGH	NHL	42	3	13	16	29	2	0	0	1	28	11	2	1	3	2	
	Cleveland	IHL	4	4	3	7	0	---	---	---	---	---	---	---	---	---	---	---
1993-94	PITTSBURGH	NHL	84	30	34	64	24	24	2	0	6	130	6	1	0	1	2	
1994-95	INTERCONEX PIZEN	Czech	19	10	11	21	18	---	---	---	---	---	---	---	---	---	---	---
	PITTSBURGH	NHL	31	4	12	16	16	0	0	0	36	---	---	---	---	---	---	---
	Ottawa (b)	NHL	6	1	1	2	0	-1	0	0	13	---	---	---	---	---	---	---
1995-96	Ottawa	NHL	43	9	16	25	29	-14	5	0	1	63	---	---	---	---	---	---
	NY Islanders (c)	NHL	22	2	10	12	6	-6	0	0	18	---	---	---	---	---	---	---
	Florida (d)	NHL	12	2	4	6	6	1	1	0	17	13	2	2	4	2		
1996-97	Florida (c)	NHL	55	7	22	29	12	9	2	0	1	94	4	0	0	0	0	
1997-98	Czech Olympic Team	NHL	6	1	2	3	0	---	---	---	---	---	---	---	---	---	---	---
	PITTSBURGH	NHL	75	19	23	42	28	-1	4	3	4	117	6	2	0	2	2	
	<b>NHL TOTALS</b>		<b>370</b>	<b>77</b>	<b>135</b>	<b>212</b>	<b>150</b>	<b>14</b>	<b>14</b>	<b>3</b>	<b>13</b>	<b>516</b>	<b>40</b>	<b>7</b>	<b>3</b>	<b>10</b>	<b>8</b>	
	<b>PGH TOTALS</b>		<b>232</b>	<b>56</b>	<b>82</b>	<b>138</b>	<b>137</b>	<b>25</b>	<b>6</b>	<b>3</b>	<b>11</b>	<b>311</b>	<b>23</b>	<b>5</b>	<b>1</b>	<b>6</b>	<b>6</b>	

a - Drafted by Pittsburgh in 1992 Entry Draft. First Penguins choice. 19th overall, first round. b - Traded to Ottawa by Pittsburgh for Norm Maciver and Troy Murray, Apr. 7, 1995. c - Traded to NY Islanders by Ottawa with Don Beaupre and Bryan Berard for Damian Rhodes and Wade Redden, Jan. 23, 1996. d - Claimed on waivers by Florida from NY Islanders, Mar. 15, 1996. e - Signed as a free agent by Pittsburgh, Aug. 7, 1997.



Ranked fifth on the team with 42 points (19+23) in 75 games...His 19 goals were the second highest total of his career (30 in 1993-94 with the Penguins)...Led the team with three short-handed goals and tied for seventh in the league with six short-handed points...Notched his second career hat trick on April 18 vs Boston...Posted points in a season-high four straight games from March 7-14, recording six points (4+2) in the streak...Also had two three-game point streaks (Nov. 14-19 and Jan. 22-26)...Had 10 multiple point games on the season, including three multiple goal games...Notched his 100th point as a Penguin on October 11 vs Carolina...Played in his 200th game with the Penguins on January 24 vs Boston...Collected his 200th career point (a goal) on March 7 vs Philadelphia...Scored his first career short-handed goal on November 1 vs Vancouver...Recorded three points (1+2) in six games with the Czech Republic Olympic Team, winning a gold medal at the 1998 Winter Olympics at Nagano, Japan...Missed seven games due to a broken foot suffered December 29 vs the New York Islanders...PLAYOFFS: Scored two goals in the playoffs vs Montreal, appearing in all six games...Scored one goal, short-handed, in Game Four on April 29 and a goal in Game Five on May 1...Was the fifth post-season appearance of his career, third with the Penguins.

## Career

Recorded 29 points (7+22) in 55 games with Florida in 1996-97...Tied for seventh on the team in assists and was tied for ninth in points...Notched his 100th career assist on December 10 at Philadelphia...Played in one game for the Czech Republic in the 1996 World Cup of Hockey...Played in one regular season game after March 5 due to recurring groin problems...Played in four of five playoff games for the Panthers and was scoreless...Played in 77 total games in 1995-96 with Ottawa, the New York Islanders and Florida, recording 43 points (13+30)...Had 25 points (9+16) in 43 games with Ottawa before being traded to the Islanders with Don Beaupre and Bryan Berard for Damian Rhodes and Wade Redden...Notched 12 points (2+10) in 22 games with the Islanders before Florida claimed him on waivers on March 15...Attempted the second penalty shot in Florida history April 3 at Ottawa, but failed to score against Damian Rhodes...Played in 13 of the Panthers 22 playoff games, recording four points (2+2)...Scored both of his goals in the Eastern Conference Finals vs the Penguins...Began the 1994-95 season with the Penguins, collecting 16 points (4+12) in 31 games before being traded to Ottawa on April 7 for Troy Murray and Norm Maciver...Had two points (1+1) in six games with Ottawa, missing the last eight games of the season with a sprained knee...Recorded career highs in goals (30), assists (34), points (64) and games played (84) in 1993-94 with the Penguins...Led the team with a plus-24 rating, ranked fourth in goals and sixth in points...Notched his first NHL hat trick on March 8 vs Boston...Had two seven-game scoring streaks...In his rookie season, 1992-93, tallied 16 points (3+13) in 42 games...Scored two of his three goals vs the New York Rangers, including his first NHL goal February 10 vs Mike Richter...Played two full seasons, 1990-91 and 1991-92, with Skoda Plzen in the Czech Republic, recording 86 points (34+52) in 97 games...Drafted by the Penguins in the first round (19th overall) in the 1992 Entry Draft.





# Chris Tamer

# 2

Defense

HT/WT: 6' 2" 215 lbs.

Shoots: Left

Age: 27 Born: Dearborn, Michigan 11/17/70

Acquired: Pittsburgh's fourth round choice (68th overall) in the 1990 Entry Draft.

## Career Highlights

**Milestones Achieved:** 200th game (12/29/97 vs NY Islanders)  
100th game (3/5/96 vs Winnipeg)

**Milestones Within Reach (Current Total):** 300th game (242)

**First NHL Game:** 3/8/94 - in a 7-3 Penguins win vs Boston

**First NHL Point:** 4/15/95 - a goal in a 5-2 Penguins win vs Ottawa

**First NHL Goal:** 4/15/95 vs Darrin Madeley in a 5-2 Penguins win vs Ottawa

**Most Goals, Game:** 1- Fight times - last - 2/16/97 in a 6-2 Penguins loss vs Philadelphia

**Most Assists, Game:** 2 - 11/19/97 in a 3-3 OT Penguins tie vs Boston; 12/17/95 in a 6-5 Penguins loss at Philadelphia

**Most Points, Game:** 2 - 11/19/97 - in a 3-3 OT Penguins tie vs Boston (2a); 12/17/95 in a 6-5 Penguins loss at Philadelphia (2a).

**Most Penalty Minutes, Game:** 24 - 12/4/97 in a 4-0 Penguins loss vs New Jersey

## Career Scoring vs. NHL

TEAM	GP	G	A	PTS	PIM	TEAM	GP	G	A	PTS	PIM
Anaheim	4	0	0	0	28	New Jersey	13	0	1	1	47
Boston	18	1	3	4	40	NY Islanders	14	0	2	2	51
Buffalo	16	0	1	1	62	NY Rangers	12	0	0	0	33
Calgary	5	0	1	1	9	Ottawa	17	2	1	3	22
Carolina	18	3	3	6	50	Philadelphia	14	1	3	4	30
Chicago	5	0	1	1	7	Phoenix	4	0	1	1	0
Colorado	9	0	1	1	2	San Jose	5	0	0	0	17
Dallas	5	0	0	0	4	St. Louis	4	0	1	1	7
Detroit	4	0	0	0	10	Tampa Bay	12	0	0	0	38
Edmonton	7	0	0	0	2	Toronto	6	0	0	0	13
Florida	14	0	2	2	28	Vancouver	5	0	0	0	2
Los Angeles	5	0	0	0	9	Washington	13	1	0	1	33
Montreal	13	0	0	0	12	<b>TOTALS</b>	<b>242</b>	<b>8</b>	<b>21</b>	<b>29</b>	<b>556</b>

## Amateur and Professional Record

YEAR	CLUB	LEAGUE	REGULAR SEASON										PLAYOFFS						
			GP	G	A	PTS	PIM	+/-	PP	SH	CW	S	GP	G	A	PTS	PIM		
1988-89	Redford	NHJHL	31	6	13	19	79	—	—	—	—	—	—	—	—	—	—	—	—
1989-90	U. Michigan (a)	CCHA	42	2	7	9	147	—	—	—	—	—	—	—	—	—	—	—	—
1990-91	U. Michigan	CCHA	45	8	19	27	130	—	—	—	—	—	—	—	—	—	—	—	—
1991-92	U. Michigan	CCHA	43	4	15	19	125	—	—	—	—	—	—	—	—	—	—	—	—
1992-93	U. Michigan	CCHA	39	5	18	23	113	—	—	—	—	—	—	—	—	—	—	—	—
1993-94	Cleveland	IHL	53	1	2	3	160	-1	0	0	0	61	—	—	—	—	—	—	—
	PITTSBURGH	NHL	12	0	0	0	9	3	0	0	0	10	5	0	0	0	2	—	—
1994-95	Cleveland	IHL	48	4	10	14	204	-7	0	0	0	71	—	—	—	—	—	—	—
	PITTSBURGH	NHL	36	2	0	2	82	0	0	0	0	26	4	0	0	0	18	—	—
1995-96	PITTSBURGH	NHL	70	4	10	14	153	20	0	0	1	75	18	0	7	7	24	—	—
1996-97	PITTSBURGH	NHL	45	2	4	6	131	-25	0	1	0	55	4	0	0	0	4	—	—
1997-98	PITTSBURGH	NHL	79	0	7	7	181	4	0	0	0	55	6	0	1	1	4	—	—
<b>NHL/PGH TOTALS</b>			<b>242</b>	<b>8</b>	<b>21</b>	<b>29</b>	<b>556</b>	<b>2</b>	<b>0</b>	<b>1</b>	<b>1</b>	<b>221</b>	<b>37</b>	<b>0</b>	<b>8</b>	<b>8</b>	<b>52</b>		

a - Drafted by Pittsburgh in 1990 Entry Draft. Third Pittsburgh pick, 68th overall, fourth round.


## 1997-98

Played in a career-high 79 games, recording seven assists...  
Set a career-high with 181 penalty minutes...Recorded two assists  
November 19 vs Boston, equaling his career-high...Was a plus or even  
player in 63 of 79 games (79.7%) and finished the season plus-four...  
Played in his 200th career NHL game on December 29 vs the New York  
Islanders...Set a single-game high with 24 penalty minutes December 4  
vs New Jersey...PLAYOFFS: Played in all six playoff games vs Montreal,  
recording one assist, four penalty minutes and a minus-one rating...  
Tallied one assist in Game Four at Montreal on April 29.

## Career

Collected six points (2+4) in 44 games in **1996-97**...Ranked second on the  
team with 131 penalty minutes...Scored his first career short-handed goal on  
February 16 vs Philadelphia...Missed 37 games with a pulled abdominal  
muscle and hip flexor...Was scoreless in the 1997 Playoffs, appearing in four  
of five games vs Philadelphia...Set career-highs in goals (4), assists (10) and  
points (14) in **1995-96**, playing in 70 games...Ranked second on the team in  
penalty minutes with 153...Was fifth on the team with a plus-20 rating and  
was plus or even in 52 of his 70 games (74.3%)...Recorded playoff highs in  
assists and points with seven in the 1996 playoffs...Played in 36 games with  
the Penguins in **1994-95**, scoring two goals and registering 82 penalty  
minutes...Was recalled from Cleveland (IHL) on February 16 and remained  
with the Penguins for the rest of the season...Played in 48 games with the  
Lumberjacks, notching 14 points (4+10) and ranked second on the team  
with 204 penalty minutes...Appeared in  
12 games with the Penguins in **1993-  
94** after being recalled from Cleveland  
on March 8...Was a plus-four in his first  
NHL game on March 8 vs Boston...In  
53 games with Cleveland, recorded  
three points (1+2) and 160 penalty  
minutes...Played at the University of  
Michigan (CCHA) from **1989-93**...Led  
the Wolverines in penalty minutes in his  
last two seasons (113 in 92-93 and 125  
in 91-92)...Played in 169 games at  
Michigan, recording 78 points (19+59)  
and 515 penalty minutes...Was selected  
by the Penguins in the fourth round  
(68th overall) of the 1990 Entry  
Draft...Chris and his wife, Keely spent  
their off-season in Michigan.





# German Titov

# 9

Center

HT/WT: 6' 1" 201 lbs.

Shoots: Left

Age: 32 Born: Moscow, Russia 10/15/65

Acquired: Traded by Calgary Flames to Pittsburgh with Todd Hlushko for Ken Wregget and Dave Roche on June 17, 1998.

## Career Highlights

Milestones Achieved: 300<sup>th</sup> game (11/29/97 vs Anaheim)  
 200<sup>th</sup> point (12/3/97 vs Detroit)  
 100<sup>th</sup> goal (1/3/98 at St. Louis)  
 100<sup>th</sup> assist (10/12/97 at Detroit)

Milestones Within Reach (Current Total): 400<sup>th</sup> game (345)

First NHL Game: 10/5/93 – in a 2-1 Calgary win vs the Islanders

First NHL Point: 10/9/93 – an assist in a 5-1 Calgary win vs Vancouver

First NHL Goal: 10/23/93 – vs Jon Casey in a 3-3 OT Calgary tie vs Boston

Most Goals, Game: 3 – 12/22/96 in a 7-2 Calgary win vs Phoenix; 2/4/95 in a 4-1 Calgary win vs Toronto.

Most Assists, Game: 4 – 1/16/96 in a 5-5 OT Calgary tie at Los Angeles.

Most Points, Game: 5 – 1/16/96 in a 5-5 OT Calgary tie at Los Angeles (1g, 4a).

Most Penalty Minutes, Game: 4 – four times – last – 4/5/98 in a 3-3 OT Calgary tie at Anaheim.

## Career Scoring vs. NHL

TEAM	GP	G	A	PTS	PIM	TEAM	GP	G	A	PTS	PIM
Anaheim	26	6	6	12	14	New Jersey	8	2	0	2	2
Boston	7	3	2	5	0	NY Islanders	7	1	2	3	0
Buffalo	8	3	4	7	4	NY Rangers	6	0	3	3	0
Calgary	-	-	-	-	-	Ottawa	7	1	3	4	2
Carolina	8	3	3	6	0	Philadelphia	8	1	5	6	0
Chicago	18	6	5	11	8	Phoenix	17	10	5	15	10
Colorado	17	8	6	14	12	Pittsburgh	6	4	3	7	0
Dallas	20	4	7	11	10	San Jose	23	4	11	15	6
Detroit	19	3	4	7	2	St. Louis	19	9	9	18	12
Edmonton	24	9	9	18	12	Tampa Bay	7	1	3	4	4
Florida	8	1	1	2	0	Toronto	19	6	5	11	4
Los Angeles	25	9	14	23	16	Vancouver	24	8	10	18	16
Montreal	7	2	0	2	2	Washington	7	3	1	4	6
						<b>TOTALS</b>	<b>345</b>	<b>107</b>	<b>121</b>	<b>228</b>	<b>142</b>

## Amateur and Professional Record

YEAR	CLUB	LEAGUE	REGULAR SEASON										PLAYOFFS						
			GP	G	A	PTS	PIM	+	-	PP	SH	GW	S	GP	G	A	PTS	PIM	
1982-83	Khimik	SNL	16	0	2	2	4	-	-	-	-	-	-	-	-	-	-	-	-
1983-84	Did Not Play																		
1984-85	Did Not Play																		
1985-86	Did Not Play																		
1986-87	Khimik	SNL	23	1	0	1	10	-	-	-	-	-	-	-	-	-	-	-	-
1987-88	Khimik	SNL	39	6	5	11	10	-	-	-	-	-	-	-	-	-	-	-	-
1988-89	Khimik	SNL	44	10	3	13	24	-	-	-	-	-	-	-	-	-	-	-	-
1989-90	Khimik	SNL	44	6	14	20	19	-	-	-	-	-	-	-	-	-	-	-	-
1990-91	Khimik	SNL	45	13	11	24	28	-	-	-	-	-	-	-	-	-	-	-	-
1991-92	Khimik	SNL	42	18	13	31	35	-	-	-	-	-	-	-	-	-	-	-	-
1992-93	TPS (a)	Finland	47	25	19	44	49	-	-	-	-	-	12	5	12	17	10	-	-
1993-94	Calgary	NHL	76	27	18	45	28	20	8	3	2	153	7	2	1	3	4	-	-
1994-95	Calgary	NHL	40	12	12	24	16	6	3	2	3	88	7	5	3	8	10	-	-
1995-96	Calgary	NHL	82	28	39	67	24	9	13	2	214	4	0	2	2	0	-	-	-
1996-97	Calgary	NHL	79	22	30	52	36	-12	12	0	4	192	-	-	-	-	-	-	-
1997-98	Calgary (b)	NHL	68	18	22	40	38	-1	6	1	2	133	-	-	-	-	-	-	-
	<b>NHL TOTALS</b>		<b>345</b>	<b>107</b>	<b>121</b>	<b>228</b>	<b>142</b>	<b>22</b>	<b>42</b>	<b>8</b>	<b>13</b>	<b>780</b>	<b>18</b>	<b>7</b>	<b>6</b>	<b>13</b>	<b>14</b>		

a - Drafted by Calgary in the 1993 Entry Draft. Calgary's 10th pick, 252nd overall, 10th round. b - Traded to Pittsburgh from Calgary with Todd Hlushko for Ken Wregget and Dave Roche, June 17, 1998.

Ranked fifth on the Flames, collecting 40 points (18+22) in 68 games...His 18 goals were fourth on the team, and he was tied for second with six power play goals...Tied his career-high with a nine-game point streak from December 1 to 18, recording nine points (6+3)...Also had three three-game point streaks: October 12-17 (1+3); January 24-29 (2+2); and March 1-5 (1+3)...Had seven multi-point games, including one multiple-goal game (two goals January 20 at Los Angeles)...Tied for second on the team with two game-winning goals...Was a plus or even player in 44 of his 68 games (64.7%), and finished the season minus-1...Was a season-high plus-3 on December 27 vs Philadelphia and December 29 vs Phoenix...Had 133 shots on goal to rank sixth on the team...Registered his 100<sup>th</sup> assist on October 12 at Detroit...Collected his 200<sup>th</sup> point on December 3 vs Detroit and his 100<sup>th</sup> career goal on January 3 at St. Louis...Missed three games after suffering a bruised hand on March 11 at Pittsburgh...Scored one goal in six games for Russia, winning a silver medal at the 1998 Winter Olympics at Nagano, Japan.

## Career

Ranked third on the Flames in scoring in **1996-97** with 52 points (22+30) in 79 games...Led the Flames with 12 power play goals and 25 power play points...Had nine multiple-point games, including a four point effort (3+1) on December 22 at Phoenix...Tied for second on the team with four game-winning goals...Missed three games due to injury...Set career highs in **1995-96** in games played (82), goals (28), assists (39) and points (67)...Was the only Flame to play in all 82 games...Ranked second on the Flames in goals, assists, points, power play goals (13), power play points (27) and short-handed points (6)...Set a career-high for points in a game, collecting five (1+4) on January 16 at Los Angeles...Picked up two assists in four games in the 1996 playoffs...Tallied 24 points (12+12) in 40 games in **1994-95** to rank seventh on the Flames...Three of his goals came on the power play, two were short-handed and three were game-winning goals...Ranked third on the Flames in playoff scoring with eight points (5+3) in seven games...Scored 27 goals in his rookie campaign, **1993-94**, fifth among first year players...Did not qualify as a rookie due to age restriction...Ranked sixth among Flames goal scorers...Totaled 45 points (27+18) in 76 games...Scored eight power play goals, three short-handed and two game-winning goals...Played in his first NHL game on October 5 vs the New York Islanders...Collected his first career point, an assist, on October 9 vs Vancouver...Scored the first goal of his career on October 23 vs Boston (Jon Casey)...Recorded three points (2+1) in seven games in the 1994 playoffs...Played the **1992-93** season with TPS Turku (Finland), finishing second on the team in scoring with 44 points (25+19) in 47 games...Led all playoff scorers with 17 points (5+12) in 12 games, as Turku won the Finnish national championship...Played on the 1993 Russian gold-medal winning team at the World Championships, recording six points (4+2) in eight games, including two goals vs Canada in the semi-finals...Played six seasons (**1986-87 to 1991-92**) with Khimik in the Soviet National League, playing in 237 games, collecting 100 points (54+46) and 126 penalty minutes...Won a bronze medal at the 1989 League championships, and a silver medal in 1989...Began his career with Khimik in **1982-83**, tallying two assists in 16 games...Quit for three seasons at the age of 17, but returned to Khimik for the 1986-87 season...Was selected by the Flames in the 10<sup>th</sup> round, 252<sup>nd</sup> overall, in the 1993 Entry Draft...German and his wife, Tatjana, have three daughters, Victoria (10) and twins Alexandra and Valeria (3)...They spend most of their off-seasons in Calgary.





# Brad Werenka

# 5

Defense

HT/WT: 6' 1" 224 lbs.

Shoots: Left

Age: 28 Born: Two Hills, Alberta 2/12/69

Acquired: Signed as a free agent on July 30, 1997.

## Career Highlights

Milestones Achieved: 110th game (1/22/98 at New Jersey)

Milestones Within Reach (Current Total): 200th game (133)

First NHL Game: 1/7/93 in a 3-3 OT Edmonton tie at Chicago

First NHL Point: 1/9/93 - an assist in a 4-3 Edmonton loss at Washington

First NHL Goal: 1/13/93 vs Rob Esensea in a 4-1 Edmonton loss vs Winnipeg

Most Goals, Game: 1 - eight times - last - 3/8/98 in a 4-3 OT Penguins loss at Philadelphia

Most Assists, Game: 2 - four times - last - 4/11/98 in a 3-3 OT Penguins tie vs Florida

Most Points, Game: 2 - five times - last - 4/11/98 in a 3-3 OT Penguins tie vs Florida (2a)

Most Penalty Minutes, Game: 6 - 2/28/98 in a 6-2 Penguins loss at Boston; 10/19/95 in a 4-1 Chicago loss vs Tampa Bay

## Career Scoring vs. NHL

TEAM	GP	G	A	PTS	PIM	TEAM	GP	G	A	PTS	PIM
Anaheim	2	0	0	0	2	New Jersey	6	0	3	3	4
Boston	9	0	3	3	14	NY Islanders	5	0	0	0	0
Buffalo	6	0	2	2	0	NY Rangers	6	1	1	2	6
Calgary	5	0	1	1	4	Ottawa	7	0	2	2	6
Carolina	10	2	2	4	4	Philadelphia	5	1	0	1	6
Chicago	2	0	0	0	0	Phoenix	6	2	1	3	4
Colorado	6	0	2	2	4	Pittsburgh	3	1	0	1	4
Dallas	2	0	0	0	2	San Jose	7	1	1	2	4
Detroit	3	0	1	1	4	St. Louis	2	0	0	0	0
Edmonton	1	0	1	1	0	Tampa Bay	6	0	1	1	12
Florida	8	0	3	3	8	Toronto	3	0	2	2	0
Los Angeles	7	0	0	0	4	Vancouver	---	---	---	---	---
Montreal	8	0	0	0	4	Washington	6	0	3	3	4
						<b>TOTALS</b>	<b>133</b>	<b>8</b>	<b>29</b>	<b>37</b>	<b>100</b>

## Amateur and Professional Record

YEAR	CLUB	LLAGUE	REGULAR SEASON										PLAYOFFS					
			GP	G	A	PTS	PIM	+/-	PP	SH	GW	S	GP	G	A	PTS	PIM	
1986-87	N. Michigan (a)	WCHA	30	4	4	8	35	---	---	---	---	---	---	---	---	---	---	---
1987-88	N. Michigan	WCHA	34	7	23	30	26	---	---	---	---	---	---	---	---	---	---	---
1988-89	N. Michigan	WCHA	28	7	13	20	16	---	---	---	---	---	---	---	---	---	---	---
1989-90	N. Michigan	WCHA	8	2	5	7	8	---	---	---	---	---	---	---	---	---	---	---
1990-91	N. Michigan (b,c,d)	WCHA	47	20	43	63	36	---	---	---	---	---	---	---	---	---	---	---
1991-92	Cape Breton	AHL	66	6	21	27	95	---	---	---	---	5	0	3	3	6	---	---
1992-93	Edmonton	NHL	27	5	3	8	24	1	0	1	1	38	---	---	---	---	---	---
	Canadian National	AHL	18	3	7	10	10	---	---	---	---	---	---	---	---	---	---	---
	Cape Breton	AHL	4	1	1	2	4	---	---	---	---	---	16	4	17	21	12	---
1993-94	Edmonton	AHL	15	0	4	4	14	-1	0	0	0	11	---	---	---	---	---	---
	Cape Breton	AHL	25	6	17	23	19	---	---	---	---	---	---	---	---	---	---	---
	Canadian Olympic	AHL	8	2	2	4	8	---	---	---	---	---	---	---	---	---	---	---
	Quebec (e)	NHL	11	0	7	7	8	4	0	0	0	17	---	---	---	---	---	---
	Cornwall	AHL	---	---	---	---	---	---	---	---	---	12	2	10	12	22	---	---
1994-95	Milwaukee	IHL	80	8	45	53	161	---	---	---	---	15	3	10	13	36	---	---
1995-96	Chicago (f)	NHL	9	0	0	0	8	-2	0	0	0	2	---	---	---	---	---	---
	Indianapolis	IHL	73	15	42	57	85	---	---	---	---	---	5	1	3	4	8	---
1996-97	Indianapolis (g,h)	IHL	82	20	56	76	83	---	---	---	---	---	4	1	4	5	6	---
1997-98	PITTSBURGH	NHL	71	3	15	18	46	15	2	0	0	50	6	1	0	1	8	---
	<b>NHL TOTALS</b>		<b>133</b>	<b>8</b>	<b>29</b>	<b>37</b>	<b>100</b>	<b>17</b>	<b>2</b>	<b>1</b>	<b>1</b>	<b>108</b>	<b>6</b>	<b>1</b>	<b>0</b>	<b>1</b>	<b>8</b>	
	<b>PGH TOTALS</b>		<b>71</b>	<b>3</b>	<b>15</b>	<b>18</b>	<b>46</b>	<b>15</b>	<b>2</b>	<b>0</b>	<b>0</b>	<b>50</b>	<b>6</b>	<b>1</b>	<b>0</b>	<b>1</b>	<b>8</b>	

a - Drafted by Edmonton in 1987 Entry Draft. Oilers second choice, 42nd overall, second round.  
 b - WCHA First All-Star Team. c - NCAA First All-American Team. d - NCAA Final Four All-Tournament Team.  
 e - Traded to Quebec from Edmonton for Steve Passmore, Mar. 21, 1994. f - Signed as a free agent by Chicago, July 20, 1995. g - Governors' Trophy (Top IHL Defenseman). h - Signed by Pittsburgh as a free agent, July 30, 1997.

1997-98

Registered career highs in games played (71), assists (15), points (18), penalty minutes (46) and plus/minus (+15)...Was a plus or even player in 58 of his 71 games (81.7%) and finished tied for second on the team with a plus-15 rating...Ranked third among Penguins defensemen in assists and points...Was second on the team in blocked shots with 102...Played in his 100th career NHL game on January 22 at New Jersey...Had three two-game point streaks, November 14-15 (0+2); January 10-12 (1+2) and February 4-6 (0+2)...Was a season high plus-three on November 15 vs Toronto, November 26 vs Carolina and December 6 vs Anaheim...Tied his career-high for points and assists in a game, notching two assists on January 10 vs New Jersey and April 11 vs Florida...Missed 11 games due to injury (ankle-10, shoulder)...PLAYOFFS: Played in all six games vs Montreal, scoring one goal...Scored his first career playoff goal in Game One, a short-handed goal, on April 23...Was also his first career playoff game.

## Career

Played in 82 games with Indianapolis (IHL) in **1996-97**, recording 76 points (20+56)...Won the Governors' Trophy as the IHL's best defenseman, was named a first team All-Star and was the top scoring defenseman in the league...Also won the IHL's Ironman Award, presented to the league's best two-way player who performed in all games...Led the Ice in playoff scoring with five points (1+4) in four games...Appeared in nine games with Chicago, recording no points and eight penalty minutes in **1995-96**...Tied for the team lead among Indianapolis (IHL) defensemen with 57 points (15+42) in 73 games...Played in 80 games with Milwaukee (IHL) in **1994-95**, collecting 53 points (8+45) and 161 penalty minutes...Notched 13 points (3+10) in 15 playoff games...Tallied four assists in 15 games with Edmonton in **1993-94**...Was traded to Quebec on Mar. 21, 1994 and posted seven assists in 11 games with the Nordiques...Scored a career-high five goals in **1992-93** in 27 games with Edmonton...Added three assists for eight points...Also played 18 games with the Canadian National Team and four with Cape Breton (AHL)...Played five seasons at Northern Michigan (WCHA) from **1986-91**, recording 128 points (40+88) in 147 games...Was a finalist for the Hobey Baker Award as a senior in **1990-91**, after tallying 63 points (20+43) in 47 games for the Wildcats...His 63 points led the country in scoring among defensemen and led Northern Michigan to the 1991 NCAA Championship...Drafted by Edmonton in the second round (42nd overall) of the 1987 Entry Draft...Brad and his wife, Candi, have two sons, Orland and Oakley.





# Neil Wilkinson

Defense

# 6

HT/WT: 6' 2" 192 lbs.

Shoots: Right

Age: 31 Born: Selkirk, Manitoba 8/15/67

Acquired: Traded by Winnipeg to Pittsburgh for Norm Maciver on December 28, 1995.

## Career Highlights

Milestones Achieved: 400th game (3/29/97 vs Los Angeles)

Milestones Within Reach (Current Total):  
500th game (436)  
100th point (83)

First NHL Game: 10/8/89 in a 2-2 OT Minnesota tie at Buffalo

First NHL Point: 11/2/89 - an assist in a 4-3 OT Minnesota win at Chicago

First NHL Goal: 1/12/91 - vs Daren Puppa in a 5-3 Minnesota loss vs Buffalo

Most Goals, Game: 1 - 16 times - last - 11/19/97 in a 3-3 OT Penguins tie vs Boston.

Most Assists, Game: 3 - 11/8/91 in a 6-2 San Jose win vs Edmonton.

Most Points, Game: 3 - 11/8/91 in a 6-2 San Jose win vs Edmonton (3a).

Most Penalty Minutes, Game: 20 - 4/27/95 in a 4-3 Winnipeg win vs Detroit.

## Career Scoring vs. NHL

TEAM	GP	G	A	PTS	PIM	TEAM	GP	G	A	PTS	PIM
Anaheim	12	0	1	1	8	New Jersey	17	0	1	1	18
Boston	15	3	2	5	12	NY Islanders	16	1	3	4	19
Buffalo	16	2	2	4	32	NY Rangers	12	0	5	5	27
Calgary	25	0	5	5	25	Ottawa	9	1	1	2	21
Carolina	18	1	1	2	29	Philadelphia	13	0	1	1	16
Chicago	26	0	4	4	63	Phoenix	23	2	1	3	65
Colorado	10	0	2	2	22	Pittsburgh	5	0	1	1	8
Dallas	18	1	4	5	18	San Jose	12	1	2	3	11
Detroit	25	0	2	2	71	St. Louis	21	0	2	2	41
Edmonton	25	0	9	9	46	Tampa Bay	10	0	0	0	8
Florida	7	0	1	1	28	Toronto	27	2	1	3	50
Los Angeles	15	1	5	6	36	Vancouver	25	0	7	7	70
Montreal	11	1	0	1	15	Washington	13	0	4	4	32
						<b>TOTALS</b>	<b>436</b>	<b>16</b>	<b>67</b>	<b>83</b>	<b>791</b>

## Amateur and Professional Record

YEAR	CLUB	LEAGUE	REGULAR SEASON								PLAYOFFS								
			GP	G	A	PTS	PIM	+	-	PP	SH	GW	S	GP	G	A	PTS	PIM	
1986-87	Michigan State (a)	CCHA	19	3	4	7	18	—	—	—	—	—	—	—	—	—	—	—	—
1987-88	Medicine Hat	WHL	55	11	21	32	157	—	—	—	—	—	—	5	1	0	1	2	
1988-89	Kalamazoo	IHL	39	5	15	20	96	—	—	—	—	—	—	—	—	—	—	—	
1989-90	Kalamazoo	IHL	20	6	7	13	62	—	—	—	—	—	—	—	—	—	—	—	
	Minnesota	NHL	36	0	5	5	100	-1	0	0	0	36	7	0	2	2	11		
1990-91	Kalamazoo	IHL	10	0	3	3	38	—	—	—	—	—	—	—	—	—	—		
	Minnesota (b)	NHL	50	2	9	11	117	-5	0	0	0	55	22	3	3	6	12		
1991-92	San Jose	NHL	60	4	15	19	107	-11	1	0	0	95	—	—	—	—	—		
1992-93	San Jose (c)	NHL	59	1	7	8	96	-50	0	1	0	51	—	—	—	—	—		
1993-94	Chicago (d)	NHL	72	3	9	12	116	2	1	0	0	72	4	0	0	0	0		
1994-95	Winnipeg	NHL	40	1	4	5	75	-26	0	0	0	25	—	—	—	—	—		
1995-96	Winnipeg	NHL	21	1	4	5	33	0	0	1	0	17	—	—	—	—	—		
	PITTSBURGH (e)	NHL	41	2	10	12	87	12	0	0	1	42	15	0	1	1	14		
1996-97	PITTSBURGH	NHL	23	0	0	0	36	-12	0	0	0	16	5	0	0	0	4		
	Cleveland	IHL	2	0	1	1	0	—	—	—	—	—	—	—	—	—	—		
1997-98	PITTSBURGH	NHL	34	2	4	6	24	0	1	0	0	19	—	—	—	—	—		
	<b>NHL TOTALS</b>		<b>436</b>	<b>16</b>	<b>67</b>	<b>83</b>	<b>791</b>	<b>-91</b>	<b>3</b>	<b>2</b>	<b>1</b>	<b>428</b>	<b>53</b>	<b>3</b>	<b>6</b>	<b>9</b>	<b>41</b>		
	<b>PGH TOTALS</b>		<b>98</b>	<b>4</b>	<b>14</b>	<b>18</b>	<b>147</b>	<b>0</b>	<b>1</b>	<b>0</b>	<b>1</b>	<b>77</b>	<b>20</b>	<b>0</b>	<b>1</b>	<b>1</b>	<b>18</b>		

a - Drafted by Minnesota in 1986 Entry Draft. Second Minnesota pick, 30th overall, second round.  
b - Claimed by San Jose from Minnesota in Dispersal Draft, May 30, 1991. c - Traded to Chicago by San Jose for future considerations to complete June 18 trade for Jimmy Waite, July 9, 1993. d - Traded to Winnipeg by Chicago for Winnipeg's third round choice in 1995 Entry Draft, June 3, 1994. e - Traded to Pittsburgh by Winnipeg for Norm Maciver, Dec. 28, 1995.



Played in 34 games, recording six points (2+4) and 24 penalty minutes...Missed the first 12 games of the season with an abdominal injury...Notched an assist in his first game of the season, October 25 at Vancouver...Scored a power play goal on November 8 vs Buffalo and added a goal on November 19 vs Boston...Had a two-game point streak from November 22-24, recording two assists...Was a season-high plus-2 November 15 at Toronto...Missed four games with an abdominal injury from November 29 to December 6...Played in his last game of the season on March 26 at the New York Islanders, then missed the last eight games of the season with the abdominal injury...PLAYOFFS: Did not play in the playoffs due to an abdominal injury.

## Career

Missed the first 38 games of the **1996-97** season after undergoing abdominal surgery on October 2...Returned to the lineup on January 2 at New Jersey...Suffered a fractured cheekbone on January 15 at Hartford and missed nine games...Played in his 400th career game on March 29 vs Los Angeles...Was scoreless in 23 games with 36 penalty minutes...Played in all five playoff games, recording no points...Played in 41 games with the Penguins in **1995-96**, recording 12 points (2+10)...Was acquired from Winnipeg for Norm Maciver on December 28, 1995...Tallied five points (1+4) in 21 games with Winnipeg...His 120 combined penalty minutes (87-Pgh., 33-Wpg.) were a career-high...Played in 15 of 18 playoff games, notching his first career playoff point with an assist in Game Four vs the Rangers on May 7...Collected five points (1+4) and 75 penalty minutes in 40 games with Winnipeg in **1994-95**...Was acquired by the Jets from Chicago for a third round draft choice in the 1995 Entry Draft on June 3...Appeared in his 300th NHL game on March 14 vs Vancouver...Played in a career high 72 games for Chicago in **1993-94**, recording 12 points (3+9) and 114 penalty minutes...Was acquired by the Blackhawks from San Jose for future considerations on July 9, 1993 to complete a June 18 trade for Jimmy Waite...In **1992-93**, played in 59 games with San Jose, notching eight points (1+7) and 96 penalty minutes...Scored his only goal of the season, short-handed, on January 4 vs Montreal...Set single-season career highs in **1991-92** in goals (4), assists (15) and points (19) in 60 games with San Jose...Tallied a career-high three assists on November 8 vs Edmonton, with all three assists coming in the first period...Assisted on the first goal in Sharks history by Craig Coxe on October 4...Recorded 11 points (2+9) in 50 games with Minnesota in **1990-91**...Scored his first career goal on January 12 vs Buffalo...Collected six points (3+3) in 22 games in the 1991 playoffs, as Minnesota lost in the Stanley Cup Finals to the Penguins...Split the **1989-90** season between Minnesota (36 games) and Kalamazoo (IHL) (20 games)...In **1987-88**, recorded 32 points (11+21) and 157 penalty minutes in 55 games for Medicine Hat (WHL)...Was a member of Medicine Hat's Memorial Cup Championship team...Played one season, **1986-87**, at Michigan State (CCHA)...Drafted by Minnesota in the second round (30th overall) of the 1986 Entry Draft...Neil and his wife, Kristin, were married during the 1998 Olympic Break in Jackson Hole, Wyoming.





# Tyler Wright

# 29

Center

HT/WT: 5' 11" 187 lbs.

Shoots: Right

Age: 25 Born: Canora, Saskatchewan 4/6/73

Acquired: Traded by Edmonton to Pittsburgh for Pittsburgh's seventh round draft choice in the 1996 Entry Draft on June 22, 1996.

## Career Highlights

**Milestones Achieved:** 100th game (10/28/97 at Calgary)  
**Milestones Within Reach (Current Total):** 200 games (168)  
**First NHL Game:** 10/10/92 in a 5-2 Edmonton loss at Vancouver  
**First NHL Point:** 10/10/92 - a goal in a 5-2 Edmonton loss at Vancouver  
**First NHL Goal:** 10/10/92 - vs Kirk McLean in a 5-2 Edmonton loss at Vancouver.  
**Most Goals, Game:** 2 - 10/3/97 in a 4-3 Penguins win at Carolina.  
**Most Assists, Game:** 1 - seven times - last - 2/4/98 in a 2-2 OT Penguins tie vs Washington.  
**Most Points, Game:** 2 - 10/3/97 in a 4-3 Penguins win at Carolina (2g)  
**Most Penalty Minutes, Game:** 19 - 10/11/96 in a 3-2 Penguins loss at Ottawa.

## Career Scoring vs. NHL

TEAM	GP	G	A	PTS	PIM	TEAM	GP	G	A	PTS	PIM
Anaheim	5	0	0	0	6	New Jersey	6	0	0	0	4
Boston	10	1	0	1	22	NY Islanders	4	0	0	0	10
Buffalo	9	0	1	1	2	NY Rangers	8	0	0	0	2
Calgary	7	0	0	0	18	Ottawa	10	0	0	0	28
Carolina	10	2	0	2	13	Philadelphia	8	0	1	1	2
Chicago	5	0	0	0	4	Phoenix	9	2	0	2	19
Colorado	4	0	2	2	9	San Jose	5	1	1	2	17
Dallas	4	0	0	0	5	St. Louis	6	1	0	1	4
Detroit	5	0	1	1	4	Tampa Bay	7	0	0	0	23
Edmonton	3	0	0	0	0	Toronto	5	0	0	0	17
Florida	7	0	0	0	6	Vancouver	9	1	0	1	16
Los Angeles	5	0	0	0	2	Washington	7	0	1	1	8
Montreal	10	0	0	0	11	<b>TOTALS</b>	<b>168</b>	<b>8</b>	<b>7</b>	<b>15</b>	<b>252</b>

## Amateur and Professional Record

YEAR	CLUB	LEAGUE	REGULAR SEASON								PLAYOFFS							
			GP	G	A	PTS	PIM	+	-	PP	SH	GW	S	GP	G	A	PTS	PIM
1989-90	Swift Current	WHL	67	14	18	32	119	—	—	—	—	—	—	4	0	0	0	12
1990-91	Swift Current (a)	WHL	66	41	51	92	157	—	—	—	—	—	—	3	0	0	0	6
1991-92	Swift Current	WHL	63	36	46	82	295	—	—	—	—	—	—	8	2	5	7	16
1992-93	Swift Current	WHL	57	24	41	65	76	—	—	—	—	—	—	17	9	17	26	49*
	Edmonton	NHL	7	1	1	2	19	-4	0	0	0	7	—	—	—	—	—	—
1993-94	Edmonton	NHL	5	0	0	0	4	-3	0	0	0	2	—	—	—	—	—	—
	Cape Breton	AHL	65	14	27	41	160	—	—	—	—	—	—	5	2	0	2	11
1994-95	Edmonton	NHL	6	1	0	1	14	1	0	0	0	6	—	—	—	—	—	—
	Cape Breton	AHL	70	16	15	31	184	—	—	—	—	—	—	—	—	—	—	—
1995-96	Edmonton (b)	NHL	23	1	0	1	33	-7	0	0	0	18	—	—	—	—	—	—
1996-97	PITTSBURGH	NHL	45	2	2	4	70	-7	0	0	2	30	—	—	—	—	—	—
	Cleveland	IHL	10	4	3	7	34	—	—	—	—	—	—	14	4	2	6	44
1997-98	PITTSBURGH	NHL	82	3	4	7	112	1	0	0	0	46	—	—	—	—	—	—
	<b>NHL TOTALS</b>		<b>168</b>	<b>8</b>	<b>7</b>	<b>15</b>	<b>252</b>	<b>-19</b>	<b>0</b>	<b>0</b>	<b>2</b>	<b>109</b>	<b>6</b>	<b>0</b>	<b>1</b>	<b>1</b>	<b>4</b>	
	<b>PGH TOTALS</b>		<b>127</b>	<b>5</b>	<b>6</b>	<b>11</b>	<b>182</b>	<b>-6</b>	<b>0</b>	<b>0</b>	<b>2</b>	<b>76</b>	<b>6</b>	<b>0</b>	<b>1</b>	<b>1</b>	<b>4</b>	

a - Drafted by Edmonton in 1991 Entry Draft. First Oilers pick, 12th overall, first round. b - Traded to Pittsburgh by Edmonton for Pittsburgh's seventh round choice in the 1996 NHL Entry Draft, June 22, 1996.  
 \*League leading figure.

Appeared in all 82 regular season games, setting a career-high...Was one of only two Penguins to play in all 82 games, along with Rob Brown...Set career highs with three goals, four assists, seven points and 112 penalty minutes...Ranked third on the team in penalty minutes...Set a single-game high, netting two goals at Carolina on October 3...Played in his 100th NHL game on October 28 at Calgary...Played in his 100th game with the Penguins on February 2 vs the New York Islanders...Was a plus or even player in 71 of 82 games (86.6%), finishing the season minus-3... **PLAYOFFS:** Appeared in the NHL Playoffs for the first time in his career, recording one assist while playing in all six games vs Montreal...Notched an assist on Eddie Olczyk's short-handed, game-winning goal in Game Four, April 29 at Montreal in a 6-3 Penguins win...Was his first career playoff point.

## Career

Played in 45 games with the Penguins in **1996-97**, collecting four points (2+2) and 70 penalty minutes...Played 10 games with Cleveland of the International Hockey league, recording seven points (4+3) and 34 penalty minutes...Added six points (4+2) and 44 penalty minutes in 14 playoff games with the Lumberjacks...Was acquired by the Penguins from Edmonton in exchange for the Penguins seventh round draft choice in the 1996 Entry Draft on June 22, 1996...In **1995-96**, played in 23 games with Edmonton, recording one goal and 33 penalty minutes...Spent the majority of the **1994-95** season with Cape Breton in the American Hockey League, notching 31 points (16+15) and 184 penalty minutes in 70 games...His 184 penalty minutes ranked second on the team...Played six games with the Edmonton Oilers, scoring one goal and adding 14 penalty minutes...Played five games with Edmonton in **1993-94**, going scoreless with four penalty minutes...In 65 games with Cape Breton, recorded 41 points (14+27) and 160 penalty minutes in 65 games...Added two goals in five playoff games with Cape Breton and played seven games with Edmonton in **1992-93**, collecting two points (1+1) and 19 penalty minutes...Played four seasons in the Western Hockey League with Swift Current (**1989-93**), recording 271 points (115+156) and 647 penalty minutes in 233 games...Was named Swift Current's MVP in **1990-91**...Led the Broncos to the 1993 WHL Championship...Played for Team Canada at the 1992 and 1993 World Junior Championships, winning a gold medal at Sweden in 1993...Drafted by Edmonton in the first round (12th overall) in the 1991 Entry Draft...Tyler and his wife, Christy, split their off-season between Pittsburgh and Saskatchewan.





# Sven Butenschon

# 22

Defense

HT/WT: 6' 4" 220 lbs.

Shoots: Left

Age: 22 Born: Itzehoe, Germany 3/22/76

Acquired: Pittsburgh's third round choice (57th overall) in the 1994 Entry Draft.

## Career Highlights

**First NHL Game:** 10/19/97 – in a 4-1 Penguins win at Florida

**Most Penalty Minutes, Game:** 2 – three times – last – 11/5/97 in a 5-2 Penguins loss vs Dallas.

## Career Scoring vs. NHL

TEAM	GP	G	A	PTS	PIM	TEAM	GP	G	A	PTS	PIM
Anaheim	-	-	-	-	-	New Jersey	-	-	-	-	-
Boston	-	-	-	-	-	NY Islanders	-	-	-	-	-
Buffalo	-	-	-	-	-	NY Rangers	-	-	-	-	-
Calgary	-	-	-	-	-	Ottawa	-	-	-	-	-
Carolina	-	-	-	-	-	Philadelphia	-	-	-	-	-
Chicago	1	0	0	0	0	Phoenix	-	-	-	-	-
Colorado	-	-	-	-	-	San Jose	1	0	0	0	0
Dallas	1	0	0	0	2	St. Louis	-	-	-	-	-
Detroit	-	-	-	-	-	Tampa Bay	-	-	-	-	-
Edmonton	1	0	0	0	2	Toronto	-	-	-	-	-
Florida	1	0	0	0	2	Vancouver	2	0	0	0	0
Los Angeles	-	-	-	-	-	Washington	1	0	0	0	0
Montreal	-	-	-	-	-	<b>TOTALS</b>	<b>8</b>	<b>0</b>	<b>0</b>	<b>0</b>	<b>6</b>

## 1997-98

Played in his first NHL game on October 19 at Florida...Appeared in eight games with the Penguins recording no points and six penalty minutes...Began the season in Syracuse (AHL) before being recalled on October 19...Played in seven of eight games, missed two games with the flu, played on November 12 vs Washington before being returned to Syracuse on November 13...Ranked second among Crunch defensemen with 37 points (14+23) in 65 games...Also recorded 66 penalty minutes...Tied for fifth among Syracuse playoff scorers with three points (1+2) in five games.

## Career

Registered 15 points (3+12) and 68 penalty minutes in 75 games with Cleveland (IHL) in his first professional season in 1996-97...Tallied one assist with four penalty minutes in 10 playoff games with the Lumberjacks...Recorded 41 points (4+37) and 99 penalty minutes in 70 games with Brandon of the Western Hockey League in 1995-96 to rank 10<sup>th</sup> on the team...Collected 13 points (1+12) in 19 playoff games to rank ninth on their team in scoring...Played in 21 games with Brandon in 1994-95, totaling six points (1+5) and 47 penalty minutes...In his first junior season, 1993-94, played in 70 games, recording 22 points (3+19) and 51 penalty minutes...Was drafted by the Penguins in the third round, 57<sup>th</sup> overall, of the 1994 Entry Draft.

## Amateur and Professional Record

YEAR	CLUB	LEAGUE	GP	G	A	PTS	PIM	+	-	PP	SH	GW	S	GP	G	A	PTS	PIM
1991-92	Eastman Selects	Midget	36	2	10	12	110	-	-	-	-	-	-	-	-	-	-	-
1992-93	Eastman Selects	Midget	35	14	22	36	101	-	-	-	-	-	-	-	-	-	-	-
1993-94	Brandon (a)	WHL	70	3	19	22	51	-	-	-	-	-	-	4	0	0	0	6
1994-95	Brandon	WHL	21	1	5	6	47	-	-	-	-	-	-	18	1	2	3	11
1995-96	Brandon	WHL	70	4	37	41	99	-	-	-	-	-	-	19	1	12	13	18
1996-97	Cleveland	IHL	75	3	12	15	68	-	-	-	-	-	-	10	0	1	1	4
1997-98	PITTSBURGH	NHL	8	0	0	0	6	-1	0	0	0	4	-	-	-	-	-	-
	Syracuse	AHL	65	14	23	37	66	-	-	-	-	-	-	5	1	2	3	0
<b>PGH/NHL TOTALS</b>			<b>8</b>	<b>0</b>	<b>0</b>	<b>0</b>	<b>6</b>	<b>-1</b>	<b>0</b>	<b>0</b>	<b>0</b>	<b>4</b>	<b>-</b>	<b>-</b>	<b>-</b>	<b>-</b>	<b>-</b>	<b>-</b>

a - Drafted by Pittsburgh in 1994 Entry Draft. Third Penguins pick, 57th overall, third round.



# Robert Dome

Center/Left Wing

HT/WT: 6' 0" 215 lbs.

Shoots: Left

Age: 19 Born: Skalica, Slovakia 1/29/79

Acquired: Pittsburgh's first round choice (17th overall) in the 1997 Entry Draft.

# 15

## Career Highlights

**Milestones Within Reach (Current Total):** 100 games (30)  
**First NHL Game:** 10/1/97 in a 3-3 OT Penguins tie vs Los Angeles  
**First NHL Point:** 12/10/97 - a goal in a 3-0 Penguins win at Anaheim  
**First NHL Goal:** 12/10/97 - vs Mikhail Shtalenkov in a 3-0 Penguins win at Anaheim.  
**Most Goals, Game:** 1- five times - last - 4/5/98 in a 3-1 Penguins loss at Florida.  
**Most Assists, Game:** 1 - 2 times - last - 3/11/98 in a 4-1 Penguins win vs Calgary.  
**Most Points, Game:** 2 - 1/3/98 in a 5-4 OT Penguins loss vs Colorado (1g,1a).  
**Most Penalty Minutes, Game:** 10 - 4/7/98 in a 2-1 Penguins loss vs Phoenix.

## Career Scoring vs NHL

TEAM	GP	G	A	PTS	PIM	TEAM	GP	G	A	PTS	PIM
Anaheim	1	1	0	1	0	New Jersey	1	0	0	0	0
Boston	—	—	—	—	—	NY Islanders	3	1	0	1	0
Buffalo	2	0	0	0	2	NY Rangers	1	0	0	0	0
Calgary	1	0	1	1	0	Ottawa	2	0	0	0	0
Carolina	2	0	0	0	0	Philadelphia	2	0	0	0	0
Chicago	—	—	—	—	—	Phoenix	2	0	0	0	10
Colorado	2	1	1	2	0	San Jose	1	1	0	1	0
Dallas	1	0	0	0	0	St. Louis	1	0	0	0	0
Detroit	—	—	—	—	—	Tampa Bay	2	0	0	0	0
Edmonton	1	0	0	0	0	Toronto	—	—	—	—	—
Florida	1	1	0	1	0	Vancouver	—	—	—	—	—
Los Angeles	2	0	0	0	0	Washington	—	—	—	—	—
Montreal	2	0	0	0	0	<b>TOTALS</b>	<b>30</b>	<b>5</b>	<b>2</b>	<b>7</b>	<b>12</b>

## 1997-98

Played in 30 games with the Penguins during his rookie season, recording seven points (5+2) and 12 penalty minutes...Began the season with the Penguins, playing in three games before being assigned to Syracuse (AHL) on October 19...Was recalled from Syracuse on December 7...Scored his first NHL goal on December 10 at Anaheim vs Mikhail Shtalenkov...Notched his first career multi-point game with two points (1+1) on January 3 vs Colorado...Was also his first NHL assist...Was sent to Syracuse on January 9...Recalled from Syracuse for the final time on March 9, and played in 15 of the Penguins last 18 games...Ranked fifth in scoring on Syracuse with 46 points (21+25), despite playing in only 36 games...His 21 goals ranked fourth on the Crunch...Eight of his 21 goals with Syracuse came on the power play...Represented Syracuse in the American Hockey League All-Star Game.

## Career

Selected by the Penguins in the first round (17th overall) of the 1997 Entry Draft held in Pittsburgh...Split the 1996-97 season between Long Beach and Las Vegas in the International Hockey League, collecting 27 points (14+13) and 36 penalty minutes in 56 games...Played in 13 games with Long Beach, picking up 10 points (4+6)...Finished the season in Las Vegas, tallying 17 points (10+7) in 43 games for the Thunder...Began playing in the IHL in 1995-96 with Utah at the age of 16...Played in 56 games with the Grizzlies, recording 19 points (10+9) and 28 penalty minutes...Played the 1994-95 season with Duklaj in the Slovak Junior League...Recorded 79 points (36+43) and 39 penalty minutes in 36 games...Plays tennis in his spare time...Is fluent in English and Slovakian.

## Amateur and Professional Record

YEAR	CLUB	LEAGUE	REGULAR SEASON										PLAYOFFS					
			GP	G	A	PTS	PIM	+/-	PP	SH	GW	S	GP	G	A	PTS	PIM	
1994-95	Duklaj	Slovak Jr	36	36	43	79	39	—	—	—	—	—	—	—	—	—	—	—
1995-96	Utah	IHL	56	10	9	19	28	—	—	—	—	—	—	—	—	—	—	—
1996-97	Long Beach	IHL	13	4	6	10	14	—	—	—	—	—	—	—	—	—	—	—
	Las Vegas (a)	IHL	43	10	7	17	22	—	—	—	—	—	—	—	—	—	—	—
1997-98	Syracuse	AHL	36	21	25	46	77	11	8	0	2	—	—	—	—	—	—	—
	PITTSBURGH	NHL	30	5	2	7	12	-1	1	0	0	29	—	—	—	—	—	—
<b>PGH/NHL TOTALS</b>			<b>30</b>	<b>5</b>	<b>2</b>	<b>7</b>	<b>12</b>	<b>-1</b>	<b>1</b>	<b>0</b>	<b>0</b>	<b>29</b>	<b>—</b>	<b>—</b>	<b>—</b>	<b>—</b>	<b>—</b>	<b>—</b>

a - Drafted by Pittsburgh in 1997 Entry Draft. First pick, 17th overall, first round.



# Tuomas Gronman

# 42

Defense

HT/WT: 6' 3" 212 lbs.

Shoots: Left

Age: 24 Born: Vitassaari, Finland 3/22/74

Acquired: Traded by Chicago to Pittsburgh for Greg Johnson, October 22, 1997.

## Career Highlights

**Milestones Within Reach (Current Total):** 100<sup>th</sup> game (38)  
**First NHL Game:** 10/5/96 – in a 5-2 Chicago win at Washington  
**First NHL Point:** 10/13/96 – an assist in a 5-3 Chicago loss vs Dallas  
**First NHL Goal:** 11/20/97 – vs Damian Rhodes in a 2-0 Penguins win at Ottawa.  
**Most Goals, Game:** 1 – 11/20/97 in a 2-0 Penguins win at Ottawa.  
**Most Assists, Game:** 2 – 4/16/98 in a 4-1 Penguins win at Carolina.  
**Most Points, Game:** 2 – 4/16/98 in a 4-1 Penguins win at Carolina (2a).  
**Most Penalty Minutes, Game:** 7 – 4/7/98 in a 2-1 Penguins loss vs Phoenix.

## Career Scoring vs. NHL

TEAM	GP	G	A	PTS	PIM	TEAM	GP	G	A	PTS	PIM
Anaheim	1	0	0	0	0	New Jersey	-	-	-	-	-
Boston	2	0	0	0	0	NY Islanders	-	-	-	-	-
Buffalo	4	0	0	0	4	NV Rangers	3	0	0	0	6
Calgary	1	0	0	0	0	Ottawa	2	1	0	1	0
Carolina	1	0	2	2	0	Philadelphia	1	0	0	0	2
Chicago	-	-	-	-	-	Phoenix	2	0	0	0	7
Colorado	1	0	0	0	0	Pittsburgh	1	0	0	0	0
Dallas	3	0	1	1	2	San Jose	1	0	0	0	0
Detroit	3	0	0	0	4	St. Louis	3	0	0	0	2
Edmonton	1	0	0	0	0	Tampa Bay	2	0	0	0	0
Florida	1	0	0	0	2	Toronto	2	0	0	0	2
Los Angeles	-	-	-	-	-	Vancouver	-	-	-	-	-
Montreal	2	0	0	0	0	Washington	1	0	0	0	2
						<b>TOTALS</b>	<b>38</b>	<b>1</b>	<b>3</b>	<b>4</b>	<b>38</b>

## 1997-98

Set career highs in games played (22), goals (1), assists (2), points (3), and penalty minutes (25)...Scored his first NHL goal on November 20 at Ottawa, the game-winning goal in a 2-0 Penguins win...Began the season with Indianapolis (IHL), collecting three assists and six penalty minutes in six games...Was acquired by the Penguins from Chicago in exchange for Greg Johnson on October 22 and was assigned to Syracuse (AHL)...Played in 33 games with the Crunch, recording 20 points (6+14) and 45 penalty minutes...Was recalled from Syracuse on March 8, and stayed with the Penguins for the remainder of the season...Appeared in his first career playoff game in Game Six at Montreal on May 3...Was scoreless in four games for Finland in the Winter Olympics at Nagano, Japan, winning a bronze medal.

## Career

Made his NHL debut with Chicago at Washington on October 5...Collected his first NHL point with an assist vs Dallas on October 13...Played in a total of 16 games with the Blackhawks, picking up one assist and 13 penalty minutes in 1996-97...Ranked third on Indianapolis among defensemen with 21 points (5+16) in 51 games...Scored a career-high five goals with TPS-Turku in the Finnish Elite League in 1995-96...Totaled 12 points and 85 penalty minutes in 32 games...Acquired by Chicago from Colorado in exchange for Chicago's second round pick in the 1998 Entry Draft on July 10, 1996...Was a member of the 1994-95 TPS-Turku squad that won the 1995 Finnish Elite League Championship...Tallied a career-high 24 points (4+20) and 66 penalty minutes in 47 games...Played one season of junior hockey, 1991-92, with Tacoma (WHL), recording 23 points (5+18) and 102 penalty minutes in 61 games...Drafted by Quebec in the second round, 29<sup>th</sup> overall, of the 1992 Entry Draft

## Amateur and Professional Record

YEAR	CLUB	LEAGUE	GP	G	A	PTS	PIM	+/-	PP	SH	GW	S	GP	G	A	PTS	PIM
1991-92	Tacoma (a)	WHL	61	5	18	23	102	-	-	-	-	-	4	0	1	1	2
1992-93	Lukko	Finland	45	2	11	13	46	-	-	-	-	-	3	1	0	1	2
1993-94	Lukko	Finland	44	4	12	16	60	-	-	-	-	-	9	0	1	1	14
1994-95	TPS	Finland	47	4	20	24	66	-	-	-	-	-	13	2	2	4	43
1995-96	TPS (b)	Finland	32	5	7	12	85	-	-	-	-	-	11	1	4	5	15
1996-97	Chicago	NHL	16	0	1	1	13	-4	0	0	0	9	-	-	-	-	-
	Indianapolis	IHL	51	5	16	21	89	-	-	-	-	-	4	1	1	2	6
1997-98	Indianapolis (c)	IHL	6	0	3	3	6	-	-	-	-	-	-	-	-	-	-
	Syracuse	AHL	33	6	14	20	45	-6	3	0	0	-	-	-	-	-	-
	PITTSBURGH	NHL	22	1	2	3	25	3	1	0	1	33	1	0	0	0	0
	NHL TOTALS		38	1	3	4	38	-1	0	1	42	1	0	0	0	0	0
	PGH TOTALS		22	1	2	3	25	3	1	0	1	33	1	0	0	0	0

a - Drafted by Quebec in the 1992 Entry Draft. Third choice, 29th overall, second round. b - Rights traded to Chicago from Colorado for Chicago's second round choice in the 1998 Entry Draft, July 10, 1996. c - Traded to Pittsburgh from Chicago for Greg Johnson, Oct. 22, 1997.

## IN THE SYSTEM



### JEAN-SEBASTIAN AUBIN

Goaltender

HT/WT: 5'11" 183 lbs.

Catches: Right

Age: 21

Born: Montreal, Quebec 7/17/77

Acquired: Pittsburgh's third round choice (76th overall) in the the 1995 Entry Draft.

1997-98: Began the season with Syracuse (AHL), posting a 2-4-1 record and 4.13 GAA in eight games...Assigned to Dayton (ECHL) on Nov. 24...Led the Bombers in wins (15), shutouts (1) and goals against average (3.01)...Was 1-1 with a 1.69 GAA in the post-season with Dayton.

CAREER: Drafted by Pittsburgh in the third round of the 1995 Entry Draft...Led Sherbrooke (QMJHL) in games played (40) and GAA (3.57) in 1995-96...Split the 1996-97 season between Sherbrooke, Moncton and Laval, posting a combined record of 14-19-1 and a 3.42 GAA...Led Moncton in wins (9), GAA (3.21) and shutouts (1).

YEAR	CLUB	LEAGUE	GP	W-L-T	MP	GA	SO	AVG.	GP	W-L	MP	GA	SO	AVG.
1993-94	Montreal	Midget	24	—	1524	96	1	3.74	—	—	—	—	—	—
1994-95	Sherbrooke (a)	QMJHL	27	13-10-1	1287	73	1	3.40	3	1-2	185	11	0	3.57
1995-96	Sherbrooke	QMJHL	40	18-14-2	—	—	—	3.57	4	1-3	—	—	—	5.55
1996-97	Moncton	QMJHL	22	9-12-0	1252	67	1	3.21	—	—	—	—	—	—
	Laval	QMJHL	11	2-6-1	532	41	0	4.62	—	—	—	—	—	—
	Sherbrooke	QMJHL	4	3-1-0	249	8	0	1.93	1	0-1	60	4	0	4.00
1997-98	Syracuse	AHL	8	2-4-1	380	26	0	4.10	—	—	—	—	—	—
	Dayton	ECHL	21	15-2-2	1177	59	1	3.01	3	1-1	142	4	0	1.69

a - Drafted by Pittsburgh in 1995 Entry Draft. Second Penguins pick, 76th overall, third round.



### STEFAN BERGKVIST

Defense

HT/WT: 6'4" 225 lbs.

Shoots: Left

Age: 23

Born: Leksand, Sweden 3/10/75

Acquired: Pittsburgh's first round choice (26th overall) in the the 1993 Entry Draft.

1997-98: Recorded nine points (3+6) in 71 games with Cleveland (IHL) last season...Ranked third on the team with 129 penalty minutes...Appeared in all 10 of Cleveland's playoff games, recording two assists and 24 penalty minutes.

CAREER: Drafted by Pittsburgh in the first round of the 1993 Entry Draft...Tallied 10 points (2+8) in 61 games for Cleveland in 1995-96, his first season of professional hockey...Appeared in his first NHL game on Feb. 16, 1996 at Winnipeg...Underwent an emergency appendectomy on Feb. 21 in Buffalo and missed the next 12 games...Appeared in four playoff games with Pittsburgh in 1996...Began the 1996-97 season with Pittsburgh appearing in five games before being assigned to Cleveland on Oct. 21...Appeared in only 33 games with Cleveland during 1996-97, missing much of the year after undergoing surgery to remove a benign tumor on Dec. 3, 1996.

YEAR	CLUB	LEAGUE	GP	G	A	PTS	PIM	+/-	PP	SH	GW	S	GP	G	A	PTS	PIM
1992-93	Leksand (a)	Sweden	15	0	0	0	6	—	—	—	—	—	—	—	—	—	—
1993-94	Leksand	Sweden	6	0	0	0	0	—	—	—	—	—	—	—	—	—	—
1994-95	London	OHL	64	3	17	20	93	—	—	—	—	—	4	0	0	0	5
1995-96	PITTSBURGH	NHL	2	0	0	0	2	E	0	0	0	4	4	0	0	0	2
	Cleveland	IHL	61	2	8	10	58	—	—	—	—	—	3	0	0	0	14
1996-97	PITTSBURGH	NHL	5	0	0	0	7	-1	0	0	0	0	—	—	—	—	—
	Cleveland	IHL	33	0	1	1	54	—	—	—	—	—	4	0	0	0	2
1997-98	Cleveland	IHL	71	3	6	9	129	—	—	—	—	—	10	0	2	2	24
	NHL/PGH TOTALS		7	0	0	0	9	-1	0	0	0	4	4	0	0	0	2

a - Drafted by Pittsburgh in 1993 Entry Draft. First Penguins pick, 26th overall, first round.



**BRIAN BONIN**

Center

HT/WE: 5'9" 187 lbs.

Shoots: Left

Age: 24

Born: St. Paul, MN 11/28/73

Acquired: Pittsburgh's ninth round choice, (23rd overall) in the the 1992 Entry Draft.

1997-98: Led the Syracuse Crunch (AHL) with 31 goals and 69 points...Tied for third on the team with 38 assists... Recorded four points (1+3) in five playoff games with Syracuse...Was recalled by the Penguins for the playoffs on April 30, but did not appear in a playoff game.

CAREER: Drafted by Pittsburgh in the ninth round of the 1992 Entry Draft...Played four seasons at the University of Minnesota, compiling 216 points (100+116) in 165 games...Led Minnesota in goals (32) and points (63) in 1994-95...Led the Golden Gophers in goals (34), assists (47) and points (81) in 1995-96, and won the Hobey Baker Memorial Award as the top U.S. collegiate hockey player...Recorded 39 points (13+26) in 60 games with Cleveland (IHL) in 1996-97, his first pro season, ranking eighth on the team.

YEAR	CLUB	LEAGUE	GP	G	A	PTS	PIM	+	-	PP	SH	GW	S	GP	G	A	PTS	PIM
1991-92	White Bear Lake (a)	HS	23	22	35	57	8	—	—	—	—	—	—	—	—	—	—	—
1992-93	U. Minnesota	WCHA	38	10	18	28	10	—	—	—	—	—	—	—	—	—	—	—
1993-94	U. Minnesota	WCHA	42	24	20	44	14	—	—	—	—	—	—	—	—	—	—	—
1994-95	U. Minnesota	WCHA	43	32	31	63	28	—	—	—	—	—	—	—	—	—	—	—
1995-96	U. Minnesota	WCHA	42	34	47	81	30	—	—	—	—	—	—	—	—	—	—	—
1996-97	Cleveland	IHL	60	13	26	39	18	—	—	—	—	—	—	1	1	0	1	0
1997-98	Syracuse	AHL	67	31	38	69	46	—	—	—	—	—	—	5	1	3	4	6

a - Drafted by Pittsburgh in 1992 Entry Draft. Ninth Penguins pick, 211th overall, ninth round.



**ANDREW FERENCE**

Defense

HT/WE: 5'10" 190 lbs.

Shoots: Left

Age: 19

Born: Edmonton, Alberta 3/17/79

Acquired: Pittsburgh's eighth round choice, (208th overall) in the the 1997 Entry Draft.

1997-98: Led Portland (WHL) with a plus-75 plus/minus rating, and was seventh on the team in scoring with 68 points (11+57)...Named to the WHL Western Conference All-Star team.

CAREER: Drafted by Pittsburgh in the eighth round of the 1997 Entry Draft...Eighth on Portland in scoring with 44 points (12+32), and tied for the team lead in games played with 72.

YEAR	CLUB	League	GP	G	A	PTS	PIM	GP	G	A	PTS	PIM
1996-97	Portland (a)	WHL	72	12	32	44	163	6	1	2	3	12
1997-98	Portland	WHL	72	11	57	68	142	16	2	18	20	28

a - Drafted by Pittsburgh in the 1997 Entry Draft. Eighth Pittsburgh pick. 208th overall, eighth round.



## IN THE SYSTEM



### **CRAIG HILLIER**

**Goaltender**

HT/WT: 6' 1" 184 lbs.

Catches: Left

Age: 20

Born: Cole Harbour, Nova Scotia 2/28/78

Acquired: Pittsburgh's first round choice (23rd overall) in the 1996 NHL Entry Draft.

1997-98: Appeared in 46 games with Ottawa (OHL), going 27-12-4...Led the Ontario Hockey League in shutouts (6) and GAA (2.50)...Set career marks in games played, wins, shutouts and goals against average...Appeared in nine playoff games with Ottawa, recording six wins, one shutout and posting a 2.68 GAA.

CAREER: Drafted by Pittsburgh in the first round of the 1996 Entry Draft...Led Ottawa with a 3.84 GAA, in 24 games during 1994-95...Led the 67's in games played (44), wins (24), minutes (2,439) and GAA (2.88) during 1995-96...Ranked second in the OHL with a 2.66 GAA and fifth in wins with 23 in 1996-97.

YEAR	CLUB	LEAGUE	GP	W-L-T	MP	GA	SO	AVG.	GP	W-L	MP	GA	SO	AVG.
1994-95	Ottawa	OHL	24	6-7-2	1078	69	1	3.84	—	—	—	—	—	—
1995-96	Ottawa (a)	OHL	44	24-14-3	2439	117	2	2.88	3	0-2	130	12	0	5.54
1996-97	Ottawa	OHL	36	23-6-4	2007	89	2	2.66	10	4-5	540	33	0	3.67
1997-98	Ottawa	OHL	46	27	12	4	6	2.50	9	6-2	447	20	1	2.68

a - Drafted by Pittsburgh in 1996 Entry Draft. First Penguins pick, 23rd overall, first round.



### **JAN HRDINA**

**Right Wing**

HT/WT: 5' 11 1/2" 200 lbs.

Shoots: Right

Age: 22

Born: Hradec Kralove, Czech Republic 2/5/76

Acquired: Pittsburgh's fifth round choice, (128th overall) in the the 1995 Entry Draft.

1997-98: Ranked sixth on Syracuse (AHL) in scoring with 44 points (20+24) and 82 penalty minutes in 72 games...Tied for fifth on the team in goals...Tied for second on the team with four game-winning goals...Notched three power play goals...Tied for second on the Crunch in playoff scoring with four points (1+3) in five games...Also had 10 penalty minutes in the playoffs...Attended the Penguins 1997 training camp and was assigned to Syracuse on September 20.

Career: In his first professional season, 1996-97, recorded 54 points (23+31) and 82 penalty minutes in 68 games with Cleveland (IHL)...Tied for third on the Lumberjacks in points, ranked fifth in goals and tied for fourth in assists...In 13 playoff games with Cleveland, registered three points (1+2)...Split the 1995-96 season between Seattle and Syracuse in the Western Hockey League...Started the season in Seattle, where he recorded 47 points (19+28) and 37 penalty minutes in 30 games...Played in 18 games with Spokane and added 26 points (10+16) and 25 penalty minutes in 18 games...Ranked fourth on Spokane with 19 points (5+14) in the playoffs, and led the team with 49 penalty minutes in 18 games...In 1994-95, ranked third on Seattle with 100 points (41+59) in 69 games...Recorded one assist in four playoff games...Was selected by the Penguins in the fifth round, 128<sup>th</sup> overall, of the 1995 Entry Draft.

YEAR	CLUB	LEAGUE	GP	G	A	PTS	PIM	+/-	PP	SH	GW	S	GP	G	A	PTS	PIM
1993-94	Hradec Kralove	Div. 1	21	1	5	6	0	—	—	—	—	—	—	—	—	—	—
1994-95	Seattle (a)	WHL	69	41	59	100	79	—	—	—	—	—	4	0	1	1	8
1995-96	Seattle	WHL	30	19	28	47	37	—	—	—	—	—	—	—	—	—	—
	Spokane	WHL	18	10	16	26	25	—	—	—	—	—	18	5	14	19	49
1996-97	Cleveland	IHL	68	23	31	54	82	—	—	—	—	—	13	1	2	3	8
1997-98	Syracuse	AHL	72	20	24	44	82	—	—	—	—	—	5	1	3	4	10

a - Drafted by Pittsburgh in 1995 Entry Draft. Fourth Penguins pick, 128th overall, fifth round.



**VICTOR IGNATJEV**

Defense

HT/WI: 6' 2 1/2" 215 lbs.

Shoots: Left

Age: 28

Born: Riga, Latvia 4/26/70

Acquired: Signed as a free agent, August 11, 1998.

1997-98: Ranked second among Long Beach (IHL) defensemen with 45 points (12+33)...Ranked fourth on the team with 14 playoff points (3+11) in 17 games.

CAREER: Collected 69 points (16+53) in 82 games with Long Beach in 1996-97...Has also played with Kansas City, Denver and Utah in the IHL, collecting 211 points (45+166) and 476 penalty minutes.

YEAR	CLUB	LEAGUE	GP	G	A	PTS	PIM	GP	G	A	PTS	PIM
1992-93	Kansas City	IHL	64	5	16	21	68	4	1	2	3	24
1993-94	Kansas City	IHL	67	1	24	25	123	—	—	—	—	—
1994-95	Oklahoma City	CHL	47	11	35	46	66	—	—	—	—	—
	Denver	IHL	23	2	11	13	4	17	3	8	11	8
1995-96	Utah	IHL	73	9	29	38	67	21	3	8	11	22
1996-97	Long Beach	IHL	82	16	53	69	112	12	3	4	7	18
1997-98	Long Beach (a)	IHL	71	12	33	45	102	17	3	11	14	16

a - Signed by Pittsburgh as a free agent, Aug. 11, 1998



**CHRIS KELLEHER**

Defense

HT/WI: 6'1" 210 lbs.

Shoots: Left

Age: 23

Born: Cambridge, Massachusetts 3/23/75

Acquired: Pittsburgh's fifth round choice (130th overall) in the 1993 Entry Draft.

1997-98: Ranked fifth on Boston University with 30 points (4+26) in 37 games...Was third on the team with 26 assists.

CAREER: Drafted by Pittsburgh in the fifth round of the 1993 Entry Draft...Ranked fourth on Boston University with 34 points (10+24) in 39 games in 1996-97...Recorded 119 points (24+85) in 148 games over four seasons at BU.

YEAR	CLUB	League	GP	G	A	PTS	PIM	GP	G	A	PTS	PIM
1991-92	St. Sebastian's	HS	28	7	27	34	12	—	—	—	—	—
1992-93	St. Sebastian's (a)	HS	25	8	30	38	16	—	—	—	—	—
1993-94	St. Sebastian's	HS	24	10	21	31	—	—	—	—	—	—
1994-95	Boston Univ.	HE	35	3	17	20	62	—	—	—	—	—
1995-96	Boston Univ.	HE	37	7	18	25	43	—	—	—	—	—
1996-97	Boston Univ.	HE	39	10	24	34	54	—	—	—	—	—
1997-98	Boston Univ.	HE	37	4	26	30	40	—	—	—	—	—

a - Drafted by Pittsburgh in the 1993 Entry Draft. Fifth Pittsburgh pick, 130th overall, fifth round.

## IN THE SYSTEM



**DAN KESA**  
Right Wing

HT/WT: 5' 10 1/2" 215 lbs.  
Shoots: Right  
Age: 26  
Born: Vancouver, British Columbia 11/23/71  
Acquired: Signed as a free agent, August 20, 1998.

1997-98: Led Detroit (IHL) with 77 points and 40 goals in the regular season...Ranked second on the team in playoff scoring with 18 points (13+5), and was first on the team in playoff goals.

CAREER: Has played with Vancouver (1993-94) and Dallas (1995-96) in the NHL, recording six points (2+4) in 22 games...Led Syracuse (AHL) with 78 points (34+44) in 70 games in 1994-95...Originally drafted by Vancouver in the 1991 Entry Draft.

YEAR	CLUB	LEAGUE	GP	G	A	PTS	PIM	+/-	PP	SH	GW	S	GP	G	A	PTS	PIM
1990-91	Prince Albert (a)	WHL	69	30	23	53	116	—	—	—	—	—	3	1	1	2	0
1991-92	Prince Albert	WHL	62	46	51	97	201	—	—	—	—	—	10	9	10	19	27
1992-93	Hamilton	AHL	62	16	24	40	76	—	—	—	—	—	—	—	—	—	—
1993-94	Vancouver	NHL	19	2	4	6	18	—	—	—	—	—	—	—	—	—	—
	Hamilton	AHL	53	37	33	70	33	—	—	—	—	—	—	—	—	—	—
1994-95	Syracuse (b)	AHL	70	34	44	78	81	—	—	—	—	—	4	1	4	5	4
1995-96	Dallas(c)	NHL	3	0	0	0	0	—	—	—	—	—	—	—	—	—	—
	Michigan	IHL	15	4	11	15	33	—	—	—	—	—	—	—	—	—	—
	Springfield	AHL	22	10	5	15	13	—	—	—	—	—	—	—	—	—	—
	Detroit	IHL	27	9	6	15	22	—	—	—	—	—	12	6	4	10	4
1996-97	Detroit	IHL	60	22	21	43	19	—	—	—	—	—	20	7	5	12	20
1997-98	Detroit (d)	IHL	76	40	37	77	40	—	—	—	—	—	20	13	5	18	14

a - Drafted by Vancouver in the 1991 Entry Draft. Vancouver's fifth pick, 95th overall, fifth round. b - Traded to Dallas by Vancouver with Greg Adams and Vancouver's fifth round pick in the 1995 Entry Draft for Russ Courtnall, April 7, 1995. c - Traded to Hartford by Dallas with a conditional draft pick in 1997 Entry Draft for Robert Petrovicky, Nov. 29, 1995. d - Signed as a free agent by Pittsburgh, Aug. 11, 1998.



**ALEXEI KOLKUNOV**  
Center

HT/WT: 6'0" 201 lbs  
Shoots: Left  
Age: 21  
Born: Belgorod, Russia 2/3/77  
Acquired: Pittsburgh's sixth round choice (154th overall) in the the 1995 Entry Draft.

1997-98: Ranked ninth on Krylja Sovetov (Russia) with 10 points (6+4)...Tied for fifth on the team in goals with six.

CAREER: Drafted by Pittsburgh in the sixth round of the 1995 Entry Draft...Recorded 12 points (9+3) in 43 games with Krylja Sovetov in 1995-96, ranking ninth on the team in goals...Led the team in assists (16), tied for the team lead in games played (44) and was third in points (25) during the 1996-97 season.

YEAR	CLUB	League	GP	G	A	PTS	PIM
1994-95	Krylja Sovetov	Russia	7	0	0	0	0
1995-96	Krylja Sovetov (a)	Russia	43	9	3	12	35
1996-97	Krylja Sovetov	Russia	44	9	16	25	36
1997-98	Krylja Sovetov	Russia	20	6	4	10	22

a - Drafted by Pittsburgh in the 1995 Entry Draft - Sixth Pittsburgh pick, 154th overall, sixth round



**PATRICK LEBEAU**  
Forward

HT/WT: 5'10 1/2" 193 lbs.  
Shoots: Left  
Age: 28 Born: St. Jerome, Que., March 17, 1970

1997-98: Ranked second on La Chaux-de-Fonds (Swiss) with 62 points (17+45) in 40 games...Ranked fifth in the Swiss National League in points (62) and first in assists (45).

CAREER: Has appeared in seven NHL games with Montreal, Calgary and Florida...Recorded 101 points (50+51) in 69 games with Fredericton (AHL) in 1990-91...Led Salt Lake (IHL) with 100 points (40+60) in 1992-93...Ranked second on Cincinnati (IHL) with 89 points in 1993-94, and led the team with 47 goals...Led Zurcher SC (Swiss) in points (52) and goals (27) in 1994-95.

YEAR	CLUB	LEAGUE	GP	G	A	PTS	PIM	GP	G	A	PTS	PIM
1989-90	Victoriaville	QMJHL	72	68	106	174	109	—	—	—	—	—
1990-91	Fredericton	AHL	69	50	51	101	32	—	—	—	—	—
	Montreal	NHL	2	1	1	2	0	—	—	—	—	—
1991-92	Fredericton	AHL	55	33	38	71	48	—	—	—	—	—
1992-93	Salt Lake	IHL	75	40	60	100	65	—	—	—	—	—
	Calgary	NHL	1	0	0	0	0	—	—	—	—	—
1993-94	Cincinnati	IHL	74	47	42	89	90	—	—	—	—	—
	Florida	NHL	4	1	1	2	4	—	—	—	—	—
1994-95	Zurcher SC	Swiss	36	27	25	52	22	5	4	6	10	6
1995-96	Zurcher SC	Swiss	11	6	8	14	0	—	—	—	—	—
1996-97	Zurcher SC	Swiss	38	27	19	46	26	—	—	—	—	—
1997-98	Chaux-de-Fonds	Swiss	40	17	45	62	32	—	—	—	—	—
	<b>NHL TOTALS</b>		<b>7</b>	<b>2</b>	<b>2</b>	<b>4</b>	<b>4</b>	<b>—</b>	<b>—</b>	<b>—</b>	<b>—</b>	<b>—</b>



**VALENTIN MOROZOV**  
Center

HT/WT: 5'11" 196 lbs.  
Shoots: Left  
Age: 23  
Born: Moscow, Russia 6/1/75  
Acquired: Pittsburgh's sixth round choice (154th) overall in the the 1994 Entry Draft.

1997-98: Led Krylja Sovetov in assists (15) and points (20) while appearing in only 34 games...His 15 assists were a career high.

CAREER: Drafted by Pittsburgh in the sixth round of the 1994 Entry Draft...Tallied five points (4+1) in 18 games with the CSKA-Russian Penguins in 1993-94, his first season...Tied for the Russian league lead with 41 points (30+11) in 1995-96...Led the league with 30 goals in 1995-96...Sixth on the team with 13 points (8+5) in only 22 games during the 1996-97 season, tied for third on the team in goals with eight.

YEAR	CLUB	League	GP	G	A	PTS	PIM
1993-94	CSKA-Russian Penguins	Russia	18	4	1	5	8
1994-95	CSKA-Russian Penguins (a)	Russia	49	11	4	15	10
1995-96	CSKA-Moscow	Russia	51	30	11	41	28
1996-97	CSKA-Moscow	Russia	22	8	5	13	8
1997-98	Krylja Sovetov	Russia	34	5	15	20	8

a - Drafted by Pittsburgh in the 1994 Entry Draft - Sixth Pittsburgh pick, 154th overall, sixth round.

## IN THE SYSTEM



**SEAN O'BRIEN**  
Left Wing

HT/WT: 5' 11 1/2" 195 lbs.  
Shoots: Left  
Age: 26  
Born: Belmont, Massachusetts 2/9/72  
Acquired: Signed as a free agent, August 11, 1998.

1997-98: Split the season between Philadelphia (AHL) and Utah (IHL)...Had 17 points (7+10) and 88 penalty minutes for the Phantoms in 33 games...Scored the Calder Cup clinching goal in Game Six vs. Saint John.

CAREER: Played four seasons (1990-94) with Princeton (ECAC), recording 66 points (13+53) in 108 games...Has played with Houston, Las Vegas, Utah and Phoenix in the IHL and Tallahasee and Richmond in the ECHL.

YEAR	CLUB	LEAGUE	GP	G	A	PTS	PIM	GP	G	A	PTS	PIM
1990-91	Princeton	ECAC	24	0	6	6	12	—	—	—	—	—
1991-92	Princeton	ECAC	27	3	10	13	38	—	—	—	—	—
1992-93	Princeton	ECAC	29	2	22	24	54	—	—	—	—	—
1993-94	Princeton	ECAC	28	8	15	23	40	—	—	—	—	—
1994-95	Richmond	ECHL	52	5	18	23	40	17	2	5	7	77
	Houston	IHL	13	2	1	3	23	—	—	—	—	—
1995-96	Las Vegas	IHL	1	0	0	0	2	—	—	—	—	—
	Utah	IHL	7	2	2	4	12	—	—	—	—	—
	Houston	IHL	4	0	1	1	12	—	—	—	—	—
	Tallahasee	ECHL	54	9	19	28	179	8	0	2	2	23
1996-97	Tallahasee	ECHL	10	7	3	10	29	—	—	—	—	—
	Utah	IHL	50	21	10	31	135	—	—	—	—	—
	Phoenix (a)	IHL	10	3	3	6	20	—	—	—	—	—
1997-98	Utah	IHL	36	3	8	11	77	—	—	—	—	—
	Philadelphia (b)	AHL	33	7	10	17	88	20	4	2	6	48

a - Signed by Los Angeles as a free agent, June 26, 1997. b - Signed by Pittsburgh as a free agent, Aug. 11, 1998



**THOMAS O'CONNOR**  
Defense

HT/WT: 6'1" 216 lbs.  
Shoots: Left  
Age: 22  
Born: Springfield, Massachusetts 1/9/76  
Acquired: Pittsburgh's fourth round choice (102nd overall) in the 1994 Entry Draft.

1997-98: Fourth on U. Mass - Amherst with 18 points (2+16), and led the Minutemen with 16 assists...His assist and point totals were both career highs at U. Mass.

CAREER: Drafted by Pittsburgh in the fourth round of the 1994 Entry Draft...Recorded two points (1+1) in his freshman season at U. Mass...Eighth on the team with 48 penalty minutes in 1995-96...Ninth on the squad with 11 points (3+8) in 1996-97.

YEAR	CLUB	League	GP	G	A	PTS	PIM
1991-92	Springfield	Jr. B	40	1	12	13	12
1992-93	Springfield	Jr. B	42	11	19	30	40
1993-94	Springfield	EJHL	36	4	15	19	73
1994-95	U. Mass-Amherst (a)	HE	34	1	1	2	44
1995-96	U. Mass-Amherst	HE	35	2	4	6	48
1996-97	U. Mass-Amherst	HE	30	3	8	11	42
1997-98	U. Mass-Amherst	HE	33	2	16	18	30

a - Drafted by Pittsburgh in the 1994 Entry Draft - Fourth Pittsburgh pick, 102nd overall, fourth round



**BORIS PROTSENKO**

Defense

HT/Wt: 5'11" 197 lbs.

Shoots: Right

Age: 20

Born: Kiev, Ukraine 8/21/78

Acquired: Pittsburgh's third round choice (77th overall) in the the 1996 Entry Draft.

1997-98: Was the second leading scorer for Calgary (WHL), posting 87 points (40+47) in 70 games...Second on the Hitmen with 40 goals...Placed third in playoff scoring, recording 14 points (6+8) in 18 games.

CAREER: Drafted by Pittsburgh in the third round of the 1996 Entry Draft...Recorded 52 points (27+25) in 47 games with Fernie (TierII) in 1994-95...Led the Hitmen in points (75), goals (46) and games played (71) during the 1995-96 season...Led Calgary in goals (35) and points (67) for the 1996-97 campaign.

YEAR	CLUB	League	GP	G	A	PTS	PIM
1994-95	Fernie	Tier II	47	27	25	52	199
1995-96	Calgary	WHL	71	46	29	75	68
1996-97	Calgary (a)	WHL	67	35	32	67	136
1997-98	Calgary	WHL	70	40	47	87	124

a - Drafted by Pittsburgh in the 1996 Entry Draft - Third Pittsburgh pick, 77th overall, third round.



**MICHAL ROZSIVAL**

Defense

HT/Wt: 6'1" 200 lbs.

Shoots: Right

Age: 20

Born: Vlasim, Czech 9/3/78

Acquired: Pittsburgh's fourth round choice (105th overall) in the the 1996 Entry Draft.

1997-98: Third on Swift Current (WHL) with 69 points (14+55)...Led the Broncos with 55 assists...Named to the WHL Eastern Conference All-Star team...Collected five assists in 12 playoff games.

CAREER: Drafted by Pittsburgh in the fourth round of the 1996 Entry Draft...Recorded 28 points (11+17) in 67 games over two seasons with Jihlava in the Czech Jr. league...Ranked ninth on Swift Current with 39 points (8+31) in 1996-97...Was seventh on the team with 31 assists.

YEAR	CLUB	League	GP	G	A	PTS	PIM
1994-95	Jihlava	Czech Jr	31	8	13	21	—
1995-96	Jihlava	Czech Jr	36	3	4	7	—
	Czech 78	Euro Jr	5	0	1	1	10
1996-97	Swift Current (a)	WHL	63	8	31	39	80
1997-98	Swift Current	WHL	71	14	55	69	122

a - Drafted by Pittsburgh in the 1996 Entry Draft - Fourth Pittsburgh pick, 105th overall, fourth round

## IN THE SYSTEM



**RYAN SAVOIA**  
Center

HT/WT: 6' 0" 206 lbs  
Shoots: Right  
Age: 25  
Born: St. Catharines, Ontario 5/6/73  
Acquired: Signed as a free agent, April 7, 1995.

1997-98: Split the season between Syracuse (AHL), Johnstown (ECHL) and HIFK Helsinki (Finland)...Appeared in only 14 total games with the three clubs, due to injury.

CAREER: Signed by Pittsburgh as a free agent on April 7, 1995...Played four seasons at Thorald (Jr. B), recording 253 points (117+136) in 154 games...Made his professional debut with Cleveland (IHL) in 1994-95...Spent the entire 1995-96 season with Cleveland, registering 13 points (6+7) in 49 games...Split 1996-97 between Cleveland (IHL), Fort Wayne (IHL) and Johnstown (ECHL)...Recorded 79 points (35+44) in 60 games with Johnstown, ranking second in goals, assists and points.

YEAR	CLUB	LEAGUE	GP	G	A	PTS	PIM	+	-	PP	SH	CW	S	GP	G	A	PTS	PIM
1990-91	Thorald	Jr. B	35	13	20	33	28	---	---	---	---	---	---	---	---	---	---	---
1991-92	Thorald	Jr. B	41	26	24	50	46	---	---	---	---	---	---	---	---	---	---	---
1992-93	Thorald	Jr. B	39	27	41	68	74	---	---	---	---	---	---	---	---	---	---	---
1993-94	Thorald	Jr. B	39	51	51	102	48	---	---	---	---	---	---	---	---	---	---	---
1994-95	Brock University (a)	OAAA	26	23	32	55	16	---	---	---	---	---	---	---	---	---	---	---
	Cleveland	IHL	1	0	0	0	0	---	---	---	---	---	---	---	---	---	---	---
1995-96	Cleveland	IHL	49	6	7	13	31	---	---	---	---	---	---	---	---	---	---	---
1996-97	Cleveland	IHL	4	1	0	1	2	---	---	---	---	---	---	---	---	---	---	---
	Fort Wayne	IHL	8	0	2	2	2	---	---	---	---	---	---	---	---	---	---	---
	Johnstown	ECHL	60	35	44	79	100	---	---	---	---	---	---	---	---	---	---	---
1997-98	Syracuse	AHL	7	0	4	4	2	---	---	---	---	---	---	---	---	---	---	---
	Johnstown	ECHL	6	1	5	6	0	---	---	---	---	---	---	---	---	---	---	---
	HIFK Helsinki	Finland	1	0	0	0	0	---	---	---	---	---	---	---	---	---	---	---

a - Signed by Pittsburgh as a free agent, April 1995.



**JEFF SEROWIK**  
Defenseman

HT/WT: 5'11", 214 lbs.  
Shoots: Right  
Age: 31  
Born: Manchester, NH, January 10, 1967

1997-98: Ranked 10th on Kansas City (IHL) with 49 points (14+35) in 77 games.

CAREER: Has appeared in two NHL games with Toronto and Boston...Best season was 1994-95 when he recorded 62 points (28+34) and 102 penalty minutes in 78 games with Providence (AHL).

YEAR	CLUB	LEAGUE	GP	G	A	PTS	PIM	GP	G	A	PTS	PIM
1986-87	Providence College	HE	33	3	8	11	22	---	---	---	---	---
1987-88	Providence College	HE	33	3	9	12	44	---	---	---	---	---
1989-90	Providence College	HE	35	6	19	25	34	---	---	---	---	---
1990-91	Newmarket	AHL	60	8	15	23	45	---	---	---	---	---
	Toronto	NHL	1	0	0	0	0	---	---	---	---	---
1991-92	St. John's	AHL	78	11	34	45	60	---	---	---	---	---
1992-93	St. John's	AHL	77	19	35	54	92	---	---	---	---	---
1993-94	Cincinnati	IHL	79	6	21	27	98	---	---	---	---	---
1994-95	Providence	AHL	78	28	34	62	102	---	---	---	---	---
	Boston	NHL	1	0	0	0	0	---	---	---	---	---
1995-96	Indianapolis	IHL	69	20	23	43	86	---	---	---	---	---
	Las Vegas	IHL	13	7	6	13	18	---	---	---	---	---
1996-97	Las Vegas	IHL	42	5	19	24	34	---	---	---	---	---
1997-98	Kansas City	IHL	77	14	35	49	50	---	---	---	---	---
	NHL TOTALS		2	0	0	0	0	---	---	---	---	---



**PAVEL SKRBEK**

Defense

HT/WT: 6'3" 212 lbs.

Shoots: Left

Age: 20

Born: Kladno, Czech 8/8/78

Acquired: Pittsburgh's second round choice (28th overall) in the the 1996 Entry Draft.

1997-98: Recorded 14 points (4+10) in 47 games with Kladno...Third on the team in penalty minutes (126)...Named a second team All-Star at the World Junior Championships, and was an All-Star in league play for Kladno.

CAREER: Drafted by Pittsburgh in the 1996 Entry Draft...Played two seasons (1994-95, 1995-96) for Kladno Jr. in the Czech Jr. league, recording 35 points (17+18) in 58 games ...Recorded six points (1+5) in 35 games for Kladno in 1996-97.

YEAR	CLUB	League	GP	G	A	PTS	PIM
1994-95	Kladno	Czech Jr	29	7	6	13	—
1995-96	Kladno	Czech Jr	29	10	12	22	—
	Czech 78	Euro Jr	5	3	2	5	10
	Kladno	Czech	13	0	1	1	—
1996-97	Kladno (a)	Czech	35	1	5	6	—
1997-98	Kladno	Czech	47	4	10	14	126

a - Drafted by Pittsburgh in the 1996 Entry Draft - Second Pittsburgh pick, 28th overall, second round

**Countries of Origin**

The Pittsburgh Penguins training camp roster of 68 players represents 11 different countries, led by Canada with 21, followed by the United States with 14 and the Czech Republic with 14. Following are the players and their representative countries:

CANADA (21) - Aubin, Barnes, Brown, Cameron, Crozier, Dollas, Ference, Hillier, Hlushko, Kesa, Mathieu, Meloche, Moore, Myers, Pratt, Pronger, Savoia, Scherban, Werenka, Wilkinson, Wright

UNITED STATES (14) - Barrasso, Bonin, Gaffaney, Godbout, Hatcher, Hussey, Kelleher, Lind, Moran, O'Brien, O'Connor, Petersen, Scuderi, Tamer

CZECH REPUBLIC (14) - Alinc, Fadrny, Havelka, Hrdina, Jagr, Kraft, Kucera, Lang, Melichar, Nedved, Rozsival, Skrbek, Slegr, Straka,

RUSSIA (6) - Kolkunov, A. Morozov, V. Morozov, Titov, Zelenko, Zevakhin

SWEDEN (4) - Andersson-Junkka, Bergkvist, Jonsson, Valila

FINLAND (3) - Gronman, Lehto, Seikkula

LATVIA (2) - Ignatjev, Skudra

GERMANY (1) - Butenschon

LITHUANIA (1) - Kasparaitis

SLOVAKIA (1) - Dome

UKRAINE (1) - Protsenko



## Future Penguins

**JAN ALINC**  
 Born: Louny, Czech, May 27, 1972  
 Acquired: Pittsburgh's seventh round choice (163rd overall) in 1992 Entry Draft

Season	Team	League	GP	G	A	PTS	PIM
1991-92	Litvinov	Czech	36	16	12	28	—
1992-93	Chemopetrol	Czech	25	11	9	20	—
1993-94	Chemopetrol	Czech	36	16	25	41	—
1994-95	Chemopetrol	Czech	42	16	32	48	—
1995-96	Chemopetrol	Czech	38	15	30	45	—
1996-97	Assat	Finland	47	9	16	25	16
1997-98	Assat	Finland	15	2	8	10	10

**JONAS ANDERSSON-JUNKKA**  
 Born: Kiruna, Sweden, May 4, 1975  
 Acquired: Pittsburgh's fourth round choice (104th overall) in 1993 Entry Draft

Season	Team	League	GP	G	A	PTS	PIM
1992-93	Kiruna	Sweden	30	3	7	10	32
1993-94	Kiruna	Sweden	15	4	7	11	40
1994-95	Frolunda	Sweden	24	0	3	3	4
1995-96	Frolunda	Sweden	37	3	1	4	20
1996-97	Modo	Sweden	12	1	3	4	10
1997-98	Modo	Sweden	35	5	5	10	12

**PETER BERGMAN**  
 Born: Regina, Saskatchewan, April 14, 1978  
 Acquired: Pittsburgh's sixth round choice (150th overall) in 1996 Entry Draft

Season	Team	League	GP	G	A	PTS	PIM
1995-96	Kamloops	WHL	53	8	7	15	23
1996-97	Calgary	WHL	64	10	18	28	61
1997-98	Calgary	WHL	71	16	21	37	94

**GREG CROZIER**  
 Born: Calgary, Alberta, July 6, 1976  
 Acquired: Pittsburgh's third round choice (73rd overall) in 1994 Entry Draft

Season	Team	League	GP	G	A	PTS	PIM
1991-92	Amherst	USHS	46	61	47	108	47
1992-93	Lawrence Acad.	USHS	21	22	13	35	9
1993-94	Lawrence Acad.	USHS	18	22	26	48	—
1994-95	Lawrence Acad.	USHS	31	45	32	77	22
1995-96	U. Michigan	CCHA	42	14	10	24	46
1996-97	U. Michigan	CCHA	31	5	15	20	45
1997-98	U. Michigan	CCHA	45	12	10	22	26

**BRIAN GAFFANEY**  
 Born: Alexandria, MN, October 4, 1977  
 Acquired: Pittsburgh's second round choice (44th overall) in 1997 Entry Draft

Season	Team	League	GP	G	A	PTS	PIM
1996-97	N. Iowa	USHL	48	8	13	21	49
1997-98	St. Cloud St.	WCHA	26	0	2	2	37

**JASON GODBOUT**  
 Born: Woodbury, MN, August 5, 1976  
 Acquired: Pittsburgh's ninth round choice (232nd overall) in 1994 Entry Draft

Season	Team	League	GP	G	A	PTS	PIM
1993-94	Hill Murray	HS	25	18	26	44	—
1994-95	U. Minnesota	WCHA	32	1	4	5	28
1995-96	U. Minnesota	WCHA	39	6	7	13	24
1996-97	U. Minnesota	WCHA	42	2	9	11	46
1997-98	U. Minnesota	WCHA	24	2	1	3	38

**PETR HAVELKA**  
 Born: Most, Czech, March 4, 1979  
 Acquired: Pittsburgh's sixth round choice (152nd overall) in 1997 Entry Draft

Season	Team	League	GP	G	A	PTS	PIM
1996-97	Sparta Praha	Czech Jr	22	14	13	27	—
1997-98	Sparta Praha	Czech Jr				Injured	

**HANS JONSSON**  
 Born: Jarv, Sweden, August 2, 1973  
 Acquired: Pittsburgh's 11th round choice (286th overall) in 1993 Entry Draft

Season	Team	League	GP	G	A	PTS	PIM
1991-92	Modo	Sweden	10	0	1	1	0
1992-93	Modo	Sweden	40	2	2	4	24
1993-94	Modo	Sweden	23	4	1	5	18
1994-95	Modo	Sweden	39	4	6	10	30
1995-96	Modo	Sweden	30	9	6	15	24
1996-97	Modo	Sweden	27	7	5	12	18
1997-98	Modo	Sweden	40	8	6	14	40

**JIRI KUCERA**  
 Born: Bratislava, Czech, March 28, 1966  
 Acquired: Pittsburgh's eighth round choice (152nd overall) in 1987 Entry Draft

Season	Team	League	GP	G	A	PTS	PIM
1989-90	Pilzen	Czech	47	10	24	34	—
1990-91	Tappara	Finland	44	23	34	57	26
1991-92	Tappara	Finland	44	22	20	42	8

## Future Penguins

Jiri Kucera (continued)

1992-93	Tappara	Finland	48	22	32	54	20
1993-94	Tappara	Finland	47	16	26	42	37
1994-95	Lulea	Sweden	40	15	12	27	24
1995-96	Lulea	Sweden	39	15	19	34	38
1996-97	Plzen	Czech	43	10	23	33	—
1997-98	Kloten	Swiss	38	8	22	30	18

### BRIAN LEITZA

Born: Lake Valla, IL, March 16, 1974 Catches: Left Goaltender HT/WT: 6-2, 197

Acquired: Pittsburgh's 11th round choice (284th overall) in 1994 Entry Draft

Season	Team	League	GP	MP	GA	SO	GAA
1993-94	St. Cloud St	Jr. A	32	1793	98	0	3.28
1994-95	St. Cloud St	WCHA	30	1627	91	2	3.36
1995-96	St. Cloud St	WCHA	35	2068	129	1	3.74
1996-97	St. Cloud St	WCHA	30	1738	93	—	3.21
1997-98	St. Cloud St	WCHA	38	2237	115	2	3.08

### ERIC LIND

Born: New Canaan, CT, March 12, 1978 Defense HT/WT: 6-1, 198

Acquired: Pittsburgh's ninth round choice (234th overall) in 1997 Entry Draft

Season	Team	League	GP	G	A	PTS	PIM
1996-97	Des Moines/Avon Old Farms	USHSE	55	18	39	57	50

Statistics not available.

### ALEXANDRE MATHIEU

Born: Repentigny, Quebec, February 12, 1979 Center HT/WT: 6-2, 176

Acquired: Pittsburgh's fourth round choice (97th overall) in 1997 Entry Draft

Season	Team	League	GP	G	A	PTS	PIM
1995-96	Regents de Laval	Midjet AAA	44	6	24	30	24
1996-97	Halifax	QMJHL	70	12	22	34	16
1997-98	Halifax	QMJHL	68	35	41	76	52

### JOSEF MELICHAR

Born: Ceske-Budjovice, Czech, January 20, 1979 Defense HT/WT: 6-2, 204

Acquired: Pittsburgh's third round choice (71st overall) in 1997 Entry Draft

Season	Team	League	GP	G	A	PTS	PIM
1996-97	Budjovice	Czech Jr	40	2	4	6	10
	Czech 79	Europe Jr	6	0	1	1	2
1997-98	Tri City	WHL	67	9	24	33	154

### ERIC MELOCHE

Born: Montreal, Quebec, May 1, 1976 Right Wing HT/WT: 5-11, 195

Acquired: Pittsburgh's seventh round choice (186th overall) in 1996 Entry Draft

Season	Team	League	GP	G	A	PTS	PIM
1995-96	Cornwall	Tier II	64	68	53	121	162
1996-97	Ohio State	CCHA	39	12	11	23	78
1997-98	Ohio State	CCHA	42	26	22	48	86

### MARK MOORE

Born: Windsor, Ontario, February 18, 1977 Defense HT/WT: 6-3, 185

Acquired: Pittsburgh's seventh round choice (179th overall) in 1997 Entry Draft

Season	Team	League	GP	G	A	PTS	PIM
1996-97	Harvard	ECAC	22	5	2	7	16
1997-98	Harvard	ECAC	32	1	3	4	90

### HARLAN PRATT

Born: Fort McMurray, Alberta, December 10, 1978 Defense HT/WT: 6-2, 191

Acquired: Pittsburgh's fifth round choice (124th overall) in 1997 Entry Draft

Season	Team	League	GP	G	A	PTS	PIM
1995-96	Red Deer	WHL	60	2	3	5	22
1996-97	Prince Albert	WHL	67	7	26	33	51
1997-98	Prince Albert	WHL	37	6	14	20	12
	Regina	WHL	24	2	6	8	23

### TIMO SEIKKULA

Born: May 27, 1978 Center HT/WT: 6-2, 183

Acquired: Pittsburgh's ninth round choice (238th overall) in 1997 Entry Draft

Season	Team	League	GP	G	A	PTS	PIM
1995-96	Junkkarit	Finland	—	—	—	—	—
1996-97	Kiekko	Finland	36	4	5	9	26
1997-98	Tuto	Finland	15	4	4	8	8
	TPS	Div 1	1	0	1	1	0
	TPS	Jr	12	6	2	8	10

### MIKO VALLA

Born: Sodertalje, Sweden, February 20, 1970 Center HT/WT: 6-0, 175

Acquired: Pittsburgh's seventh round choice (130th overall) in 1990 Entry Draft

Season	Team	League	GP	G	A	PTS	PIM
1989-90	Tappara	Finland	44	8	16	24	14
1990-91	Tappara	Finland	41	10	9	19	16
1991-92	Jokeirt	Finland	30	4	3	7	4
1992-93	Lukko	Finland	48	8	10	18	24
1993-94	Lukko	Finland	45	7	7	14	18
1994-95	Troja	Sweden	28	14	12	26	52
1995-96							
1996-97							
1997-98	Boden	Sweden	—	—	—	—	—

## 1998-99 Penguins Roster

### FORWARDS

No.	Name	HT	WT	Date of Birth	Place of Birth
14	BARNES, Stu	5-11	186	12-25-70	Spruce Grove, Alta.
—	BJORK, Anders	6-3	210	10-17-73	Stockholm, Sweden
—	BONIN, Brian	5-9	187	11-28-73	St. Paul, MN
44	BROWN, Rob	5-10	180	4-10-68	Kingston, Ont.
—	CAMERON, David	6-1/2	172	4-27-80	Winnipeg, Man.
—	DIONNE, Gilbert	6-0	205	9-19-70	Drummondville, Que.
15	DOME, Robert	6-0	215	1-29-79	Skalica, Slovakia
—	GUILLEN, Rob	6-1	195	4-28-76	Pittsburgh, PA
—	HLUSHKO, Todd	5-10	204	2-7-70	Toronto, Ont.
—	HRDINA, Jan	5-11 1/2	200	2-5-76	Hradeck Kralove, Czech
68	JAGR, Jaromir	6-2	230	2-15-72	Kladno, Czech
—	KESA, Dan	5-10 1/2	215	11-23-71	Vancouver, BC
—	KHARLAMOV, Alexander	5-11	183	9-23-75	Moscow, Russia
—	KOLKUNOV, Alexei	6-0	201	2-3-77	Belgorod, Russia
—	KRAFT, Milan	6-3	191	1-17-80	Plzen, Czech
20	LANG, Robert	6-2	216	12-19-70	Teplice, Czech
—	LEBEAU, Patrick	5-11	193	3-17-70	St. Jerome, Que
—	MALTAIS, Steve	6-1	220	1-25-69	Arvida, Que
—	MATHIEU, Alexandre	6-2	176	2-12-79	Repentigny, Que
24	MORAN, Ian	6-0	205	8-24-72	Cleveland, OH
95	MOROZOV, Aleksey	6-1	180	2-16-77	Moscow, Russia
—	MOROZOV, Valentin	5-11	196	6-1-75	Moscow, Russia
93	NEDVED, Petr	6-3	195	12-9-71	Liberec, Czech
—	O'BRIEN, Sean	5-11 1/2	195	2-9-72	Belmont, MA
12	PRONGER, Sean	6-3	210	11-30-72	Dryden, Ont.
—	PROTSENKO, Boris	5-11	197	8-21-78	Kiev, Ukraine
—	SAVOIA, Ryan	6-0	206	5-6-73	St. Catharines, Ont.
—	SCHERBAN, Joel	6-2	207	4-22-80	Thunder Bay, Ont
—	SHEVALIER, Jeff	5-11	190	3-14-74	Mississauga, Ont
—	SONNENBERG, Martin	6-0	184	1-23-78	Wetaskiwin, Alta
82	STRAKA, Martin	5-10	176	9-3-72	Plzen, Czech
9	TITOV, German	6-1	201	10-16-65	Moscow, Russia
29	WRIGHT, Tyler	5-11	187	4-6-73	Canora, Sask.

### DEFENSE

No.	Name	HT	WT	Date of Birth	Place of Birth
22	BUTENSCHON, Sven	6-4	220	3-22-76	Itzehoe, Germany
B	DOLLAS, Bobby	6-2	212	1-31-65	Montreal, Que.
—	FERENCE, Andrew	5-10	190	3-17-79	Edmonton, Alta.
42	GRONMAN, Tuomas	6-3	212	3-22-74	Vitassaari, Finland
4	HATCHER, Kevin	6-3	230	9-9-66	Detroit, MI
—	IGNATJEV, Victor	6-2 1/2	215	4-26-70	Riga, Latvia
11	KASPARAITIS, Darius	5-11 1/2	212	10-16-72	Elektrėnai, Lithuania
—	KELLEHER, Chris	6-1	210	3-23-75	Cambridge, MA
—	MELICHAR, Josef	6-3	204	1-20-79	Ceske-Budjovice, Czech
—	O'CONNOR, Thomas	6-1	216	1-9-76	Springfield, MA
—	PRATT, Harlan	6-2	191	12-10-78	Fort McMurray, Alta.
—	ROZSIVAL, Michal	6-1	200	9-3-78	Vlasim, Czech
—	SEROWIK, Jeff	6-1	190	1-10-67	Manchester, NH
—	SKRBEK, Pavel	6-3	212	8-8-78	Kladno, Czech
71	SLEGR, Jiri	6-0	220	5-30-71	Jihlava, Czech
2	TAMER, Chris	6-2	215	11-17-70	Dearborn, MI
5	WERENKA, Brad	6-1	224	2-12-69	Two Hills, Alta.
6	WILKINSON, Neil	6-2	192	8-15-67	Selkirk, Man.

### GOALTENDERS

No.	Name	HT	WT	Date of Birth	Place of Birth
—	AUBIN, Jean-Sebastian	5-11	183	7-19-77	Montreal, Que.
35	BARRASSO, Tom	6-3	210	3-31-65	Boston, MA
—	HILLIER, Craig	6-1	184	2-28-78	Cole Harbour, NS
—	LEITZA, Brian	6-2	197	3-16-74	Waukegan, IL
—	MYERS, Scott	5-11	172	6-11-79	Winnipeg, Man.
1	SKUDRA, Peter	6-1	185	4-24-73	Riga, Latvia

# 1998-99 Penguins Roster

## FORWARDS

No.	Name	1997-98 Club	GP	G	A	PTS	PIM
14	BARNES, Stu	PITTSBURGH	78	30	35	65	30
—	BJORK, Anders	Denver Univ. (WCHA)	29	17	18	35	30
—	—	Orlando (IHL)	7	2	2	4	9
—	BONIN, Brian	Syracuse (AHL)	67	31	38	69	46
44	BROWN, Rob	PITTSBURGH	82	15	25	40	59
—	CAMERON, David	Prince Albert (WHL)	69	20	36	56	42
—	DIONNE, Gilbert	Cincinnati (IHL)	76	42	57	99	54
15	DOMÉ, Robert	PITTSBURGH	30	5	2	7	12
—	—	Syracuse (AHL)	36	21	25	46	77
—	GUILLEN, Rob	Mercyhurst College	—	—	—	—	—
—	HLUSHKO, Todd	Calgary	13	0	1	1	27
—	—	Saint John (AHL)	33	10	14	24	48
—	HRDINA, Jan	Syracuse (AHL)	72	20	24	44	82
68	JAGR, Jaromir	PITTSBURGH	77	35	37	102	64
—	KESA, Dan	Detroit (IHL)	76	40	37	77	40
—	KHARLAMOV, Alexander	Hampton Roads (ECHL)	70	22	41	63	77
—	KOLKUNOV, Alexei	Krylja Sovetov (RUS.)	20	6	4	10	22
—	KRAFT, Milan	Pižen (Czech Jr)	24	22	23	45	12
20	LANG, Robert	PITTSBURGH	51	9	13	22	14
—	—	Boston	3	0	0	0	2
—	—	Houston (IHL)	9	1	7	8	4
—	LEBEAU, Patrick	Chaux-de-Fonds (Swiss)	40	17	45	62	32
—	MALTAIS, Steve	Chicago (IHL)	82	46	57	103	120
—	MATHIEU, Alexandre	Halifax (QMJHL)	68	35	41	76	52
24	MORAN, Ian	PITTSBURGH	37	1	6	7	19
95	MOROZOV, Aleksey	PITTSBURGH	76	13	13	26	8
—	MOROZOV, Valentin	Krylja Sovetov (RUS.)	34	5	15	20	8
93	NEDVED, Petr	Las Vegas (IHL)	3	3	3	6	4
—	O'BRIEN, Sean	Philadelphia (AHL)	33	7	10	17	88
—	—	Utah (IHL)	36	3	8	11	77
12	PRONGER, Sean	PITTSBURGH	5	1	0	1	2
—	—	Anaheim	62	5	15	20	30
—	PROTSENKO, Boris	Calgary (WHL)	70	40	47	87	124
—	SAVOIA, Ryan	Syracuse (AHL)	7	0	4	4	2
—	—	Johnstown (ECHL)	6	1	5	6	0
—	—	HIFK Helsinki (FIN)	1	0	0	0	0
—	SCHERBAN, Joel	London (OHL)	8	2	5	7	2
—	SHEVALIER, Jeff	Springfield (AHL)	66	23	30	53	38
—	SONNENBERG, Martin	Saskatoon (WHL)	72	40	52	92	87
82	STRAKA, Martin	PITTSBURGH	75	19	23	42	28
9	TITOV, German	Calgary (NHL)	68	18	22	40	38
29	WRIGHT, Tyler	PITTSBURGH	82	3	4	7	112

## DEFENSE

No.	Name	1997-98 Club	GP	G	A	PTS	PIM
22	BUTENSCHON, Sven	PITTSBURGH	8	0	0	0	6
—	—	Syracuse (AHL)	65	14	23	37	66
8	DOLLAS, Bobby	Edmonton	30	2	5	7	27
—	—	Anaheim	22	0	1	1	27
—	FERENCE, Andrew	Portland (WHL)	72	11	57	68	142
42	GRONMAN, Tuomas	PITTSBURGH	22	1	2	3	25
—	—	Syracuse (AHL)	33	6	14	20	45
—	—	Indianapolis (IHL)	6	0	3	3	6
4	HATCHER, Kevin	PITTSBURGH	74	19	29	48	66
—	IGNATJEV, Viktor	Long Beach (IHL)	71	12	33	45	102
11	KASPARAITIS, Darius	PITTSBURGH	81	4	8	12	127
—	KELLEHER, Chris	Boston Univ. (HE)	37	4	26	30	40
—	MELICHAR, Josef	Tri-City (WHL)	67	9	24	33	154
—	O'CONNOR, Thomas	U. Mass- Amherst (HE)	33	2	16	18	30
—	PRATT, Harlan	Prince Albert (WHL)	37	6	14	20	12
—	—	Regina (WHL)	24	2	6	8	23
—	ROZSIVAL, Michal	Swift Current (WHL)	71	14	35	69	122
—	SEROWIK, Jeff	Kansas City (IHL)	77	14	35	49	50
—	SKRBEK, Pavel	Poldi Kladno (CZE.)	47	4	10	14	126
71	SLEGR, Jiri	PITTSBURGH	73	5	12	17	109
2	TAMER, Chris	PITTSBURGH	79	0	7	7	181
5	WERENKA, Brad	PITTSBURGH	71	3	15	18	46
6	WILKINSON, Neil	PITTSBURGH	34	2	4	6	24

## GOALTENDERS

No.	Name	1997-98 Club	GP	MP	GA	SO	AVG
—	AUBIN, Jean-Sebastian	Dayton (ECHL)	21	1177	59	1	3.01
—	—	Syracuse (AHL)	8	380	26	0	4.10
35	BARRASSO, Tom	PITTSBURGH	63	3542	122	7	2.07
—	HILLIER, Craig	Ottawa (OHL)	46	2587	108	6	2.50
—	LEITZA, Brian	St. Cloud State (WCHA)	38	2238	115	2	3.08
—	MYERS, Scott	Prince George (WHL)	48	2822	139	2	2.96
1	SKUDRA, Peter	Kansas City (IHL)	13	775	37	0	2.86
—	—	PITTSBURGH	17	851	26	0	1.83
—	—	Houston (IHL)	9	499	23	0	2.77

# 1998-99 Penguins Roster

No.	Name	How Acquired (Draft-YR: Pick O/A Round) (Trade: Month/Year)	Junior or College Hockey
<b>CENTERS</b>			
14	BARNES, Stu	Trade with Florida (Nov. 1996)	Junior - WHL (Tri City)
—	BJORK, Anders	Tryout	College - WCHA (Denver Univ.)
—	BONIN, Brian	Entry Draft (1992) (9-21-11-9)	College - WCHA (Minnesota)
—	CAMERON, David	Entry Draft (1998) (#-80-3)	Junior - WHL (Prince Albert)
—	HUSHKO, Todd	Trade with Edmonton (June, 1998)	Junior - OHL (London)
—	KOLKUNOV, Alexei	Entry Draft (1995) (6-154-6)	Europe - Russia (Krylja Sovetov)
—	KRAFT, Milan	Entry Draft (1998) (1-23-1)	Europe - Czech (Plzen Jr.)
20	LANG, Robert	Claimed Off Waqivers (Oct. 1997)	Europe - Czech (Litvinov)
—	MATHEU, Alexandre	Entry Draft (1997) (4-97-4)	Junior - QMJHL (Halifax)
—	MOROZOV, Valentin	Entry Draft (1994) (6-154-6)	Europe - Russia (Krylja Sovetov)
93	NEDVED, Petr	Trade with NY Rangers (Aug. 1995)	Junior - WHL (Seattle)
12	PRONGER, Sean	Trade with Anaheim (Mar. 1998)	College - CCHA (Bowling Green)
—	SAVOJA, Ryan	Free Agent (apr. 1995)	College - OUAA (Brock)
—	SCHERBAN, Joel	Entry Draft (1998) (7-196-7)	Junior - OHL (London)
—	SONNENBERG, Martin	Tryout	Junior - WHL (Saskatoon)
82	STRAKA, Martin	Free Agent (Aug. 1997)	Europe - Czech (Plzen)
9	TITOV, German	Trade with Calgary (June 1998)	Europe - Russia (Khimik)
29	WRIGHT, Tyler	Trade with Edmonton (June 1996)	Junior - WHL (Swift Current)
<b>LEFT WINGS</b>			
15	DOME, Robert	Entry Draft (1997) (1-17-1)	Europe - Slovakia (Duklai)
—	DIONNE, Gilbert	Tryout	Junior - OHL (Kitchener)
—	KHARLAMOV, Alexander	Tryout	Europe - Russia (CSKA)
—	LEBEAU, Patrick	Tryout	Junior - QMJHL (Victoriaville)
—	MALTAIS, Steve	Tryout	Junior - OHL (Cornwall)
—	O'BRIEN, Sean	Free Agent (Aug. 1998)	College - ECAC (Princeton)
—	SHEVALIER, Jeff	Tryout	Junior - OHL (North Bay)
<b>RIGHT WINGS</b>			
44	BROWN, Rob	Free Agent (Oct. 1997)	Junior - WHL (Kamloops)
—	GUILLEN, Rob	Tryout	College - Mercyhurst
—	HRDJINA, Jan	Entry Draft (1995) (5-128-5)	Junior - WHL (Spokane)
68	JAGR, Jaromir	Entry Draft (1990) (1-5-1)	Europe - Czech (Kladno)
—	KESA, Dan	Free Agent (Aug. 1998)	Junior - WHL (Prince Albert)
24	MORAN, Ian	Entry Draft (1990) (5-107-6)	College - HE (Boston College)
95	MOROZOV, Alexsey	Entry Draft (1995) (1-24-1)	Europe - Russia (Krylja Sovetov)
—	PROTSENKO, Boris	Entry Draft (1996) (4-77-3)	Junior - WHL (Calgary)
<b>DEFENSE</b>			
22	BUTENSCHON, Sven	Entry Draft (1994) (3-57-3)	Junior - WHL (Brandon)
8	DOLLAS, Bobby	Trade with Edmonton (June 1998)	Junior - QMJHL (Laval)
—	FERENCE, Andrew	Entry Draft (1997) (8-208-8)	Junior-Portland
42	GRONMAN, Tuomas	Trade with Chicago (Nov. 1997)	Junior - WHL (Tacoma)
4	HATCHER, Kevin	Trade with Dallas (June 1996)	Junior - OHL (North Bay)
—	IGNATJEV, Viktor	Free Agent (August, 1998)	
11	KASPARATIS, Darius	Trade with NYI Islanders (Nov. 1996)	Europe - CIS (Moscow Dynamo)
—	KELLEHER, Chris	Entry Draft (1993) (5-130-5)	College - HE (Boston University)
—	MELICHAR, Josef	Entry Draft (1997) (3-71-3)	Junior - WHL (Tri -City)
—	O'CONNOR, Thomas	Entry Draft (1994) (4-102-4)	College - HE (U. Mass. - Amherst)
—	PRATT, Harlan	Entry Draft (1997) (5-124-5)	Junior - WHL (Prince Albert)
—	ROZSIVAL, Michal	Entry Draft (1996) (5-105-4)	Junior - WHL (Swift Current)
—	SEROWIK, Jeff	Tryout	
—	SKRBEK, Pavel	Entry Draft (1996) (2-18-2)	Europe - Czech (Kladno)
71	SLEGR, Jiri	Trade with Edmonton (Aug. 1997)	Europe - Sweden (Sodertalje)
2	TAMER, Chris	Entry Draft (1990) (3-68-4)	College - CCHA (Michigan)
5	WERENKA, Brad	Free Agent (July 1997)	College - WCHA (N. Michigan)
6	WILKINSON, Neil	Trade with Winnipeg (Dec. 1995)	Junior - WHL (Medicine Hat)
<b>GOALTENDERS</b>			
—	AUBIN, Jean-Sebastian	Entry Draft (1995) (2-76-3)	Junior - QMJHL (Moncton)
35	BARRASSO, Tom	Trade with Buffalo (Nov. 1988)	High School - Acton Boxboro
—	HILLIER, Craig	Entry Draft (1996) (1-23-1)	Junior - OHL (Ottawa)
—	LEITZA, Brian	Entry Draft (1994) (11-284-11)	College - WCHA (St. Cloud State)
—	MYERS, Scott	Entry Draft (1998) (4-110-4)	Junior - WHL (Prince George)
1	SKUDRA, Peter	Free Agent (sept. 1997)	

# 1998 Entry Draft Selections



### MILAN KRAFT

Pos: Center Size: 6-3, 191  
 Age: 18 - Jan. 17, 1980 Born: Czech Republic  
 Shoots: Right RD/OV: 1st/23rd

Season	Team	League	GP	G	A	PTS	PIM
1997-98	Pzlen	Czech Jr.	24	22	23	45	12
1996-97	Pzlen	Czech Jr.	36	26	17	43	n/a

### ALEXANDER ZEVAKHIN

Pos: Wing Size: 6-0, 187  
 Age: 18 - June 4, 1980 Born: Perm, Russia  
 Shoots: Left RD/OV: 2nd/54th

Season	Team	League	GP	G	A	PTS	PIM
1997-98	CSKA 2	Russian Jr.	64	28	25	53	35
1996-97	CSKA 2	Russian Jr.	22	8	6	14	n/a

### DAVID CAMERON

Pos: Center Size: 6-1 1/2, 180  
 Age: 18 - Apr. 27, 1980 Born: Winnipeg, Man.  
 Shoots: Right RD/OV: 3rd/80th

Season	Team	League	GP	G	A	PTS	PIM
1997-98	Prince Albert	WHL	69	20	36	56	42
1996-97	Prince Albert	WHL	56	6	7	13	16

### SCOTT MYERS

Pos: Goaltender Size: 5-10 1/2, 172  
 Age: 19 - June 11, 1979 Born: Winnipeg, Man.  
 Catches: Right RD/OV: 4th/110th

Season	Team	League	GP	MP	GA	SO	GAA
1997-98	Prince George	WHL	48	2822	139	2	2.96

## 1998 Entry Draft Selections

### ROBERT SCUDERI

Pos:	Defense	Size:	6-1 1/2, 194				
Age:	19 - Dec. 30, 1978	Born:	Syosset, NY				
	Shoots: Left	RD/OV:	5th/134th				
<b>Season</b>	<b>Team</b>	<b>League</b>	<b>GP</b>	<b>G</b>	<b>A</b>	<b>PTS</b>	<b>PIM</b>
1997-98	Boston College	HE	34	0	19	19	10
1996-97	NY AppleCore	Jr. B	80	42	70	112	52

### JAN FADRNY

Pos:	Center	Size:	6-0, 176				
Age:	18 - June 14, 1980	Born:	Brno, Czech Rep				
	Shoots: Right	RD/OV:	6th/169th				
<b>Season</b>	<b>Team</b>	<b>League</b>	<b>GP</b>	<b>G</b>	<b>A</b>	<b>PTS</b>	<b>PIM</b>
1997-98	Slavia Jr.	Czech Jr.	22	7	15	22	12

### JOEL SCHERBAN

Pos:	Center	Size:	6-2, 207				
Age:	18 - Apr. 22, 1980	Born:	Thunder Bay, Ont				
	Shoots: Left	RD/OV:	7th/196th				
<b>Season</b>	<b>Team</b>	<b>League</b>	<b>GP</b>	<b>G</b>	<b>A</b>	<b>PTS</b>	<b>PIM</b>
1997-98	London	OHL	8	2	5	7	2

### MIKA LEHTO

Pos:	Goaltender	Size:	5-11, 172				
Age:	19 - Apr. 12, 1979	Born:	Vammala, Finland				
	Catches: Left	RD/OV:	8th/224th				
<b>Season</b>	<b>Team</b>	<b>League</b>	<b>GP</b>	<b>MP</b>	<b>GA</b>	<b>SO</b>	<b>GAA</b>
1997-98	Assat Jr.	Finnish Jr.	36	2160	103	2	2.80

### TOBY PETERSEN

Pos:	Center	Size:	5-10, 196				
Age:	19 - Oct. 27, 1978	Born:	Minneapolis, MN				
	Shoots: Left	RD/OV:	9th/244th				
<b>Season</b>	<b>Team</b>	<b>League</b>	<b>GP</b>	<b>G</b>	<b>A</b>	<b>PTS</b>	<b>PIM</b>
1997-98	Colorado	WCHA	34	13	15	28	30
1996-97	Colorado	WCHA	40	17	21	38	18

### MATT HUSSEY

Pos:	Center	Size:	6-2, 195				
Age:	19 - May 28, 1979	Born:	New Haven, CT				
	Shoots: Left	RD/OV:	9th/254th				
<b>Season</b>	<b>Team</b>	<b>League</b>	<b>GP</b>	<b>G</b>	<b>A</b>	<b>PTS</b>	<b>PIM</b>
1997-98	Avon Old Farms	USHSE	26	26	23	49	20

### BREAKDOWN ON 1998 PENGUINS DRAFT CHOICES

Center:	6	Defesnse:	1
Wings:	1	Goaltenders:	2
International:	4	WHL:	2
OHL, HE, WCHA, USHSE: 1 each			

**SYRACUSE  
CRUNCH**



**GENERAL PARTNERS**

**President/CFO/  
Governor**  
Howard Dolgon  
**Executive Vice  
President**  
Alan Taylor  
**General Manager/  
CFO/Alt. Governor**  
Vance Lederman  
**General Counsel**  
Jeffrey Fried

**HOCKEY**

**OPERATIONS**

**Head Coach**  
Jack McIlhargey  
**Assistant Coach**  
Glenn Patrick  
**Athletic Trainer**  
Ralph Knigler  
**Equipment Manager**  
Rodney Blachford

**BUSINESS STAFF**

**Senior Vice President  
of Marketing & Sales**  
Bob Ohrablo  
**Vice President of  
Public Relations**  
Jim Sarosy  
**Game Day Executive  
Producer**  
Tim Kuhl  
**Director of  
Broadcasting/Sponsor  
Sales Executive**  
Joel Stern  
**Ticket Manager**  
TBA  
**Director of  
Sponsorship Services**  
Danielle Roach  
**Sponsorship Sales  
Executive**  
Jim Fortino  
**Promotions Director**  
John Dalgety  
**Account Executive**  
Shawn Ewald  
**Rebecca Shaffer**  
**Office Manager**  
Karen Locke

**TEAM INFORMATION**

**Club Colors**  
Purple, Teal, Yellow,  
Black and Ice Blue  
**Home Arena**  
Onondaga County War  
Memorial

Onondaga County War Memorial  
800 South State Street  
Syracuse, NY 13203  
PHONE: 315-473-4444  
FAX: 315-473-4449

The Pittsburgh Penguins are entering their second year of a working agreement signed with the Vancouver Canucks August 19, 1997, to send players to the Canucks affiliate, the Syracuse Crunch.



**JACK McILHARGEY**  
Head Coach

The 1998-99 season will be McIlhargey's fifth consecutive season behind the bench and his eighth as the head coach of the Canucks's top minor league affiliate. Under McIlhargey, the Crunch have improved each year since their inaugural season (1994-95), winning a club record 35 games in 1997-98. McIlhargey led the Crunch to their third consecutive playoff appearance.

In 1995-96, McIlhargey guided the Crunch to their first-ever playoff appearance. The Crunch defeated Binghamton (3 games to 1) and Baltimore (4 games to 3) before being ousted by the eventual Calder Cup Champion Rochester Americans. Overall, McIlhargey has a 230-276-56 record in his seven seasons as a head coach.

The 1998-99 season marks McIlhargey's 15th year in the Canucks's organization in a coaching capacity. He spent seven seasons as an assistant coach to Harry Neale, Tom Watt, Bob McCammon and Pat Quinn.

Prior to his four seasons in Syracuse, McIlhargey guided the Canucks affiliate in Milwaukee (1991-92) and Hamilton (1992-94). Before joining the Vancouver organization, McIlhargey was an assistant coach with the Hartford Whalers AHL affiliate in Binghamton.

McIlhargey's NHL career spanned eight years and 393 games with Vancouver, Philadelphia and Hartford. He retired following the 1981-82 season.



**GLENN PATRICK**  
Assistant Coach

Glenn Patrick returns to Syracuse for his second season as the team's assistant coach. Patrick will also continue in his role as a professional scout for the Penguins.

A defenseman throughout his eight-year playing career, Patrick made his pro debut with Kansas City (CHL) in 1970. He spent the next eight seasons splitting time between the CHL, AHL, WHL and NHL, including tenures with the St. Louis Blues, California Golden Seals and Cleveland Barons. He was also a member of the 1978 U.S. National team.

Patrick was named head coach of the Peoria Prancers (IHL) for the 1982-83 season and was an assistant coach for the Hampton Road Admirals (ECHL) from 1992-94. He joined the Penguins scouting staff in 1994.

Patrick comes from a family full of great hockey tradition. His grandfather, Lester Patrick, was a pioneer in the game of hockey. Elected to the Hockey Hall of Fame in 1947, Lester was a seven-time First All-Star as a coach with the New York Rangers. During his 16-year tenure as head coach and general manager, Patrick's Rangers missed the playoffs just once. The National Hockey League honors Lester each year by giving out the Lester Patrick Award for "outstanding services to hockey in the United States."

Glenn's father, Lynn, served as both a player and head coach with the Rangers from 1934-1950 and the Boston Bruins from 1953-1965. Lynn Patrick was elected to the Hall of Fame in 1980.

The brother of Penguins General Manager Craig Patrick, Glenn is the third assistant coach in Crunch history. (Curt Fraser, 1994-95 and Ted Sator, 1996-97).



## MINOR LEAGUE AFFILIATES

### 1998-99 SYRACUSE CRUNCH SCHEDULE

#### HOME SCHEDULE

DATE	OPPONENT
Oct. 9	Philadelphia
Oct. 30	Kentucky
Nov. 1	Fredericton
Nov. 6	Adirondack
Nov. 11	Albany
Nov. 14	Rochester
Nov. 20	Adirondack
Nov. 21	Philadelphia
Nov. 25	Providence
Nov. 27	Albany
Dec. 11	Springfield
Dec. 12	Lowell
Dec. 18	Cincinnati
Dec. 19	New Haven
Dec. 23	Portland
Dec. 29	St. John's
Dec. 31	Hamilton
Jan. 2	Hamilton
Jan. 8	Adirondack
Jan. 10	Albany
Jan. 15	Hershey
Jan. 16	Rochester
Jan. 29	Hamilton
Jan. 30	Rochester
Feb. 7	Adirondack
Feb. 12	Hershey
Feb. 13	Rochester
Feb. 17	Saint John
Feb. 19	Cincinnati
Feb. 20	Hamilton
Mar. 12	Kentucky
Mar. 14	Cincinnati
Mar. 17	Hamilton
Mar. 19	Albany
Mar. 21	Rochester
Mar. 26	St. John's
Mar. 28	Kentucky
Mar. 31	Saint John
Apr. 9	Albany
Apr. 11	Rochester

#### ROAD SCHEDULE

DATE	OPPONENT
Oct. 10	Philadelphia
Oct. 15	Saint John
Oct. 17	Saint John
Oct. 18	Fredericton
Oct. 20	St. John's
Oct. 21	St. John's
Oct. 23	Lowell
Oct. 24	Portland
Oct. 31	Adirondack
Nov. 7	Rochester
Nov. 10	Adirondack
Nov. 13	Providence
Nov. 15	Rochester
Nov. 28	Albany
Dec. 2	New Haven
Dec. 4	Hamilton
Dec. 5	Hershey
Dec. 9	Albany
Dec. 26	Adirondack
Dec. 30	Hershey
Jan. 9	Adirondack
Jan. 17	Rochester
Jan. 20	Cincinnati
Jan. 21	Kentucky
Jan. 22	Cincinnati
Feb. 14	Rochester
Feb. 21	Hamilton
Feb. 24	Albany
Feb. 26	Hamilton
Mar. 5	Cincinnati
Mar. 6	Kentucky
Mar. 7	Kentucky
Mar. 20	Rochester
Mar. 24	Philadelphia
Apr. 2	Hamilton
Apr. 3	Albany
Apr. 10	Albany
Apr. 15	Hamilton
Apr. 17	Springfield
Apr. 18	Rochester

Starting Times: Mon. thru Sat. 7:30pm  
Sun. 5:00pm



## Wilkes-Barre/Scranton Penguins


The Wilkes-Barre/Scranton Penguins will begin play in the American Hockey League for the 1999-2000 season, and will serve as the primary affiliate of the Pittsburgh Penguins. Pittsburgh Penguins general manager Craig Patrick will oversee the hockey operations of the club.

With the arrival of the Wilkes-Barre/Scranton franchise, the AHL will consist of 21 teams. Natural rivals for the Penguins will be the Philadelphia Phantoms, the Hershey Bears and the Syracuse Crunch.

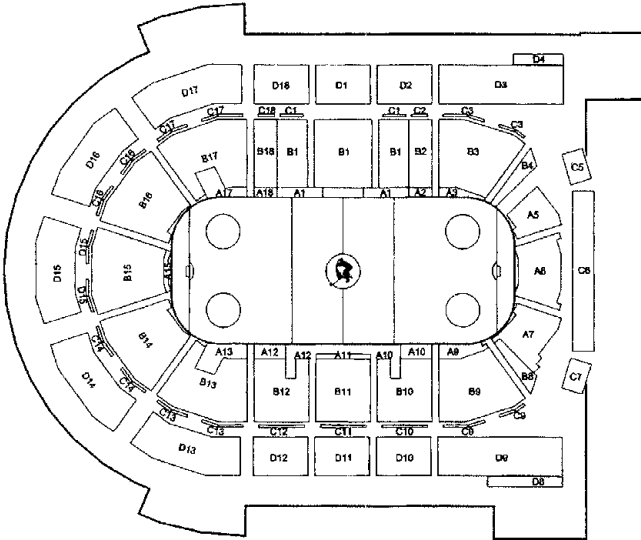
The Wilkes-Barre/Scranton Penguins will play in the Northeast Pennsylvania Civic Arena and Convention Center, which is currently under construction in Wilkes-Barre. The NPCACC will hold over 8,500 seats for hockey, including 33 luxury suites and 600 club seats at center ice on the West Side of the building. The NPCACC is expected to be one of the premier facilities in the AHL.

The Wilkes-Barre/Scranton Penguins have opened their front office at 60 Public Square, Suite 150, Wilkes-Barre, Pennsylvania, 18701. Currently the office staff is beginning the seat selection process for the 4000 plus season ticket holders. In addition, team merchandise is available at the team store located at the same address as the front office.

MINOR LEAGUE AFFILIATES



**NORTHEASTERN PENNSYLVANIA  
CIVIC ARENA & CONVENTION CENTER**  
(Future home of the Wilkes-Barre/Scranton Penguins)



WILKES-BARRE-SCRANTON  
**PENGUINS**

# MINOR LEAGUE AFFILIATES



## WHEELING NAILERS

1144 Market Street, Suite 202


Wheeling, WV 26003

PHONE: 304-234-4625


FAX: 304-233-4846

### 1998-99 REGULAR SEASON SCHEDULE

HOME		AWAY	
10/15 Thurs	Huntington	10/17 Sat	Toledo
10/18 Sun	Dayton	10/30 Fri	Columbus
10/22 Thurs	Peoria	11/1 Sun	Toledo
10/24 Sat	Columbus	11/3 Tues	Roanoke
10/25 Sun	Chesapeake	11/6 Fri	Dayton
10/31 Sat	Toledo	11/7 Sat	Peoria
11/14 Sat	Richmond	11/8 Sun	Peoria
11/15 Sun	Peoria	11/20 Fri	Richmond
11/26 Thurs	Johnstown	11/21 Sat	Huntington
12/3 Thurs	Columbus	11/27 Fri	Columbus
12/11 Fri	Richmond	11/28 Sat	Peoria
12/13 Sun	Johnstown	12/5 Sat	Toledo
12/27 Sun	Johnstown	12/10 Thurs	Huntington
12/29 Tues	Toledo	12/18 Fri	Chesapeake
12/31 Thurs	Roanoke	12/19 Sat	Richmond
1/3 Sun	Peoria	12/26 Sat	Johnstown
1/8 Fri	Huntington	1/2 Sat	Columbus
1/9 Sat	Dayton	1/15 Fri	Huntington
1/17 Sun	Columbus	1/16 Sat	Dayton
1/29 Fri	Roanoke	1/21 Thurs	Huntington
1/30 Sat	Chesapeake	1/23 Sat	Roanoke
2/5 Fri	Toledo	2/3 Wed	Johnstown
2/7 Sun	Dayton	2/6 Sat	Johnstown
2/19 Fri	Johnstown	2/12 Fri	Peoria
2/21 Sun	Hampton Roads	2/13 Sat	Dayton
2/26 Fri	Huntington	2/14 Sun	Peoria
2/27 Sat	Peoria	2/20 Sat	Johnstown
3/5 Fri	Dayton	3/6 Sat	Dayton
3/7 Sun	Toledo	3/17 Wed	Toledo
3/11 Thurs	Johnstown	3/19 Fri	Hampton Roads
3/14 Sun	Peoria	3/20 Sat	Chesapeake
3/30 Tues	Dayton	3/21 Sun	Johnstown
3/31 Wed	Columbus	3/26 Fri	Dayton
4/3 Sat	Toledo	3/27 Sat	Columbus
4/4 Sun	Huntington	4/2 Fri	Toledo



# 1997-98 SEASON IN REVIEW



# 1997 PENGUINS RESULTS

Game Number	Date	Opponent	Score (W/L/T)	Penguins Goaltender	Winning/Tying Goal	W-L-T	PTS	GF	GA	PCT.	Attendance
1	Oct. 1	LA	3-3* (T)	Barrasso	HATCHER (T)	0-0-1	1	3	3	.500	14,879
2	Oct. 3	@CAR	4-3 (W)	Barrasso	FRANCIS (1)	1-0-1	3	7	6	.750	18,661
3	Oct. 4	FLA	3-5 (L)	Wregget	Lindsay	1-1-1	3	10	11	.500	15,352
4	Oct. 8	MTL	0-3 (L)	Barrasso	Recchi	1-2-1	3	10	14	.375	13,846
5	Oct. 9	@PHI	1-3 (L)	Barrasso	Joseph	1-3-1	3	11	17	.300	19,265
6	Oct. 11	CAR	4-1 (W)	Barrasso	JAGR (1)	2-3-1	5	15	18	.417	15,175
7	Oct. 14	@NYR	1-0 (W)	Barrasso	FRANCIS (2)	3-3-1	7	16	18	.500	17,768
8	Oct. 15	@MTL	1-1* (T)	Wregget	VALK (T)	3-3-2	8	17	19	.500	20,196
9	Oct. 17	@TB	4-1 (W)	Barrasso	FRANCIS (3)	4-3-2	10	21	20	.556	16,224
10	Oct. 19	@FLA	4-1 (W)	Barrasso	STRAKA (1)	5-3-2	12	25	21	.600	14,703
11	Oct. 22	@SJ	5-2 (W)	Barrasso	OLCZYK (1)	6-3-2	14	30	23	.636	17,020
12	Oct. 24	@EDM	3-4 (L)	Barrasso	McGillis	6-4-2	14	33	27	.583	17,099
13	Oct. 25	@VAN	3-2* (W)	Bar./WREG.	HATCHER (1)	7-4-2	16	36	29	.615	17,437
14	Oct. 28	@CGY	3-6 (L)	Barrasso	Gavey	7-5-2	16	39	35	.571	15,645
15	Nov. 1	VAN	7-6* (W)	Bar./WREG.	BROWN (1)	8-5-2	18	46	41	.600	16,164
16	Nov. 2	@CHI	1-3 (L)	Wregget	Krivonozov	8-6-2	18	47	44	.563	16,818
17	Nov. 5	DAL	2-5 (L)	WREG./Sku.	Verbeek	8-7-2	18	49	49	.529	13,415
18	Nov. 7	@DET	1-1* (T)	Skudra	Shanahan (T)	8-7-3	19	50	50	.528	19,983
19	Nov. 8	BUF	2-2* (T)	Barrasso	Zhitnik (T)	8-7-4	20	52	52	.526	16,218
20	Nov. 12	WSH	1-4 (L)	BAR./Sku.	Klee	8-8-4	20	53	56	.500	14,504
21	Nov. 14	@NYR	1-3 (L)	Barrasso	Kovalev	8-9-4	20	54	59	.476	18,200
22	Nov. 15	@TOR	5-0 (W)	Barrasso	BARNES (1)	9-9-4	22	59	59	.500	15,726
23	Nov. 19	BOS	3-3* (T)	Barrasso	Bourque (T)	9-9-5	23	62	62	.500	17,145#
24	Nov. 20	@OTT	2-0 (W)	Barrasso	GRONMAN (1)	10-9-5	25	64	62	.521	14,097
25	Nov. 22	NYR	4-3* (W)	Barrasso	JAGR (2)	11-9-5	27	68	65	.540	15,438
26	Nov. 24	BUF	5-1 (W)	Barrasso	JAGR (3)	12-9-5	29	73	66	.558	13,149
27	Nov. 26	CAR	3-2 (W)	Barrasso	HICKS (1)	13-9-5	31	76	68	.575	13,253
28	Nov. 29	MTL	6-3 (W)	BAR./Sku.	LANG (1)	14-9-5	33	82	71	.589	16,958#
29	Dec. 1	@MTL	1-0 (W)	Barrasso	JAGR (4)	15-9-5	35	83	71	.603	19,341
30	Dec. 4	NJ	0-4 (L)	Barrasso	Guerin	15-10-5	35	83	75	.583	13,194
31	Dec. 6	ANA	5-2 (W)	Skudra	JAGR (5)	16-10-5	37	88	77	.597	15,216
32	Dec. 9	@LA	2-1 (W)	Barrasso	BROWN (2)	17-10-5	39	90	78	.609	12,055
33	Dec. 10	@ANA	3-0 (W)	Barrasso	JAGR (6)	18-10-5	41	93	78	.621	17,036
34	Dec. 12	@PHO	2-2* (T)	Barrasso	FRANCIS (T)	18-10-6	42	95	80	.618	15,791
35	Dec. 16	TB	1-1* (T)	Barrasso	JAGR (T)	18-10-7	43	96	81	.614	15,415
36	Dec. 19	@COL	3-3* (T)	Barrasso	Deadmarsh (T)	18-10-8	44	99	84	.611	16,061
37	Dec. 20	@STL	1-4 (L)	Barrasso	Conroy	18-11-8	44	100	88	.595	19,620
38	Dec. 26	@WSH	4-1 (W)	Barrasso	JAGR (7)	19-11-8	46	104	89	.605	18,181
39	Dec. 27	MTL	0-1 (L)	Skudra	Thornton	19-12-8	46	104	90	.590	17,052
40	Dec. 29	NYI	5-1 (W)	Bar./SKU.	FRANCIS (4)	20-12-8	48	109	91	.600	15,642
41	Dec. 31	CAR	3-2 (W)	Skudra	LANG (2)	21-12-8	50	112	93	.610	15,108

## 1998 PENGUINS RESULTS

Game Number	Date	Opponent	Score (W/L/T)	Penguins Goalie	Winning/Tying Goal	W-L-T	PTS	GF	GA	PCT.	Attendance
42	Jan. 3	COL	4-5* (L)	Skudra	Kamensky	21-13-8	50	116	98	.595	16,439
43	Jan. 6	@NYI	4-2 (W)	Skudra	HATCHER (2)	22-13-8	52	120	100	.605	12,183
44	Jan. 7	@NJ	1-3 (L)	Skudra	McKay	22-14-8	52	121	103	.591	15,557
45	Jan. 10	NJ	4-1 (W)	Skudra	BARNES (2)	23-14-8	54	125	104	.600	15,719
46	Jan. 12	@CAR	4-1 (W)	Barrasso	FRANCIS (5)	24-14-8	56	129	105	.609	8,250
47	Jan. 14	@BOS	2-5 (L)	Barrasso	Donato	24-15-8	56	131	110	.596	14,331
48	Jan. 20	OTT	0-0* (T)	Barrasso		24-15-9	57	131	110	.594	13,116
49	Jan. 22	@NJ	3-2 (W)	Barrasso	BARNES (3)	25-15-9	59	134	112	.602	17,936
50	Jan. 24	BOS	4-2 (W)	Barrasso	BARNES (4)	26-15-9	61	138	114	.610	16,175
51	Jan. 26	STL	4-2 (W)	Barrasso	MOROZOV (1)	27-15-9	63	142	116	.618	13,694
52	Jan. 28	@WSH	2-2* (T)	Barrasso	HICKS (T)	27-15-10	64	144	118	.615	18,716
53	Jan. 29	@BOS	4-2 (W)	Barrasso	HATCHER (3)	28-15-10	66	148	120	.623	15,020
54	Jan. 31	DET	4-2 (W)	Barrasso	OLAUSSON (1)	29-15-10	68	152	122	.630	17,145#
55	Feb. 2	NYI	2-4 (L)	Barrasso	Kruse	29-16-10	68	154	126	.618	13,396
56	Feb. 4	WSH	2-2* (T)	Barrasso	Brunette (T)	29-16-11	69	156	128	.616	13,797
57	Feb. 6	@BUF	2-2* (T)	Barrasso	JAGR (T)	29-16-12	70	158	130	.614	18,595
58	Feb. 7	@OTT	2-2* (T)	Barrasso	Dackell (T)	29-16-13	71	160	132	.612	18,500
59	Feb. 25	@MTL	6-2 (W)	Barrasso	JAGR (8)	30-16-13	73	166	134	.619	21,273
60	Feb. 28	@BOS	2-6 (L)	BAR./Wreg.	Bourque	30-17-13	73	168	140	.608	17,565
61	Mar. 2	TOR	3-1 (W)	Barrasso	MOROZOV (2)	31-17-13	75	171	141	.615	14,320
62	Mar. 5	CHI	2-2* (T)	Bar./WREG.	FRANCIS (T)	31-17-14	76	173	143	.613	15,716
63	Mar. 7	PHI	6-4 (W)	Wregget	STRAKA (2)	32-17-14	78	179	147	.619	17,103#
64	Mar. 8	@PHI	3-4* (L)	Wregget	Daigle	32-18-14	78	182	151	.609	19,564
65	Mar. 11	CGY	4-1 (W)	Skudra	MOROZOV (3)	33-18-14	80	186	152	.615	14,655
66	Mar. 14	BUF	2-1 (W)	Barrasso	STRAKA (3)	34-18-14	82	188	153	.621	15,529
67	Mar. 15	@BUF	0-3 (L)	Barrasso	Primeau	34-19-14	82	188	156	.612	18,595
68	Mar. 18	EDM	4-2 (W)	Barrasso	BROWN (3)	35-19-14	84	192	158	.618	14,327
69	Mar. 21	PHI	4-3 (W)	Barrasso	MORAN (1)	36-19-14	86	196	161	.623	17,145#
70	Mar. 22	@DAL	0-0* (T)	Barrasso		36-19-15	87	196	161	.621	16,928
71	Mar. 26	@NYI	3-4 (L)	Skudra	Smolinski	36-20-15	87	199	165	.613	12,193
72	Mar. 28	NYR	2-2* (T)	Skudra	STRAKA (T)	36-20-16	88	201	167	.611	17,053#
73	Mar. 29	OTT	1-1* (T)	Skudra	Arvedson	36-20-17	89	202	168	.610	14,322
74	Apr. 1	SJ	2-3 (L)	Barrasso	Friesen	36-21-17	89	204	171	.601	13,740
75	Apr. 4	@TB	4-1 (W)	Barrasso	PRONGER (1)	37-21-17	91	208	172	.607	14,908
76	Apr. 5	@FLA	1-3 (L)	Barrasso	Muller	37-22-17	91	209	175	.599	14,703
77	Apr. 7	PHO	1-2 (L)	Bar./WREG.	Tocchet	37-23-17	91	210	177	.591	14,591
78	Apr. 9	@OTT	1-4 (L)	Wregget	Kravchuk	37-24-17	91	211	181	.583	17,895
79	Apr. 11	FLA	3-3* (T)	Barrasso	Jovanovski (T)	37-24-18	92	214	184	.582	14,127
80	Apr. 15	TB	5-1 (W)	Barrasso	BARNES (5)	38-24-18	94	219	185	.588	13,901
81	Apr. 16	@CAR	4-1 (W)	Wregget	BROWN (4)	39-24-18	96	223	186	.593	10,515
82	Apr. 18	BOS	5-2 (W)	Barrasso	STRAKA (4)	40-24-18	98	228	188	.598	14,772

# 1997-98 HOME GAMES

Game Number	Date	Opponent	Score (W/L/T)	Penguins Goalie	Winning/Tying Goal	W-L-T	PTS	GF	GA	Attendance
1	Oct. 1	LA	3-3* (T)	Barrasso	HATCHER	0-0-1	1	3	3	14,879
2	Oct. 4	FLA	3-5 (L)	Wregget	Lindsay	0-1-1	1	6	8	15,352
3	Oct. 8	MTL	0-3 (L)	Barrasso	Recchi	0-2-1	1	6	11	13,864
4	Oct. 11	CAR	4-1 (W)	Barrasso	JAGR	1-2-1	3	10	12	15,175
5	Nov. 1	VAN	7-6* (W)	Bar./WREG.	BROWN	2-2-1	5	17	18	16,164
6	Nov. 5	DAL	2-5 (L)	WREG./Sku.	Verbeek	2-3-1	5	19	23	13,415
7	Nov. 8	BUF	2-2* (T)	Barrasso	Zhitnik	2-3-2	6	21	25	16,218
8	Nov. 12	WSH	1-4 (L)	BAR./Sku.	Klee	2-4-2	6	22	29	14,504
9	Nov. 19	BOS	3-3* (T)	Barrasso	Bourque	2-4-3	7	25	32	17,145#
10	Nov. 22	NYR	4-3* (W)	Barrasso	JAGR	3-4-3	9	29	35	15,438
11	Nov. 24	BUF	5-1 (W)	Barrasso	JAGR	4-4-3	11	34	36	13,149
12	Nov. 26	CAR	3-2 (W)	Barrasso	HICKS	5-4-3	13	37	38	13,253
13	Nov. 29	MTL	6-3 (W)	BAR./Sku.	LANG	6-4-3	15	43	41	16,958#
14	Dec. 4	NJ	0-4 (L)	Barrasso	Guerin	6-5-3	15	43	45	13,194
15	Dec. 6	ANA	5-2 (W)	Skudra	JAGR	7-5-3	17	48	47	15,216
16	Dec. 16	TB	1-1* (T)	Barrasso	JAGR	7-5-4	18	49	48	15,415
17	Dec. 27	MTL	0-1 (L)	Skudra	Thornton	7-6-4	18	49	49	17,052
18	Dec. 29	NYI	5-1 (W)	Bar./SKU.	FRANCIS	8-6-4	20	54	50	15,642
19	Dec. 31	CAR	3-2 (W)	Skudra	LANG	9-6-4	22	57	52	15,108
20	Jan. 3	COL	4-5* (L)	Skudra	Kamensky	9-7-4	22	61	57	16,439
21	Jan. 10	NJ	4-1 (W)	Skudra	BARNES	10-7-4	24	65	58	15,719
22	Jan. 20	OTT	0-0* (T)	Barrasso		10-7-5	25	65	58	13,116
23	Jan. 24	BOS	4-2 (W)	Barrasso	BARNES	11-7-5	27	69	60	16,175
24	Jan. 26	STL	4-2 (W)	Barrasso	MOROZOV	12-7-5	29	73	62	13,694
25	Jan. 31	DET	4-2 (W)	Barrasso	OLAUSSON	13-7-5	31	77	64	17,145#
26	Feb. 2	NYI	2-4 (L)	Barrasso	Kruse	13-8-5	31	79	68	13,396
27	Feb. 4	WSH	2-2* (T)	Barrasso	Brunette	13-8-6	32	81	70	13,797
28	Mar. 2	TOR	3-1 (W)	Barrasso	MOROZOV	14-8-6	34	84	71	14,320
29	Mar. 5	CHI	2-2* (T)	Bar./WREG.	FRANCIS	14-8-7	35	86	73	15,716
30	Mar. 7	PHI	6-4 (W)	Wregget	STRAKA	15-8-7	37	92	77	17,103#
31	Mar. 11	CGY	4-1 (W)	Skudra	MOROZOV	16-8-7	39	96	78	14,655
32	Mar. 14	BUF	2-1 (W)	Barrasso	STRAKA	17-8-7	41	98	79	15,529
33	Mar. 18	EDM	4-2 (W)	Barrasso	BROWN	18-8-7	43	102	81	14,327
34	Mar. 21	PHI	4-3 (W)	Barrasso	MORAN	19-8-7	45	106	84	17,145#
35	Mar. 28	NYR	2-2* (T)	Skudra	STRAKA	19-8-8	46	108	86	17,053#
36	Mar. 29	OTT	1-1* (T)	Skudra	Arvedson	19-8-9	47	109	87	14,322
37	Apr. 1	SJ	2-3 (L)	Barrasso	Friesen	19-9-9	47	111	90	13,740
38	Apr. 7	PHO	1-2 (L)	Bar./WREG.	Tocchet	19-10-9	47	112	92	14,591
39	Apr. 11	FLA	3-3* (T)	Barrasso	Jovanovski	19-10-10	48	115	95	14,127
40	Apr. 15	TB	5-1 (W)	Barrasso	BARNES	20-10-10	50	120	96	13,901
41	Apr. 18	BOS	5-2 (W)	Barrasso	STRAKA	21-10-10	52	125	98	14,772



## 1997-98 ROAD GAMES

Game Num.	Date	Opponent	Penguins Score (W-L-T)	Winning/Tying Goalie	Goal	W-L-T	PTS	GF	GA	Attendance
1	Oct. 3	CAR	4-3 (W)	Barrasso	FRANCIS	1-0-0	2	4	3	18,661
2	Oct. 9	PHI	1-3 (L)	Barrasso	Joseph	1-1-0	2	5	6	19,265
3	Oct. 14	NYR	1-0 (W)	Barrasso	FRANCIS	2-1-0	4	6	6	17,768
4	Oct. 15	MTL	1-1* (T)	Wregget	VALK	2-1-1	5	7	7	20,196
5	Oct. 17	TB	4-1 (W)	Barrasso	FRANCIS	3-1-1	7	11	8	16,224
6	Oct. 19	FLA	4-1 (W)	Barrasso	STRAKA	4-1-1	9	15	9	14,703
7	Oct. 22	SJ	5-2 (W)	Barrasso	OLCZYK	5-1-1	11	20	11	17,020
8	Oct. 24	EDM	3-4 (L)	Barrasso	McGillis	5-2-1	11	23	15	17,099
9	Oct. 25	VAN	3-2* (W)	Bar./WREG	HATCHER	6-2-1	13	26	17	17,437
10	Oct. 28	CGY	3-6 (L)	Barrasso	Gavey	6-3-1	13	29	23	15,645
11	Nov. 2	CHI	1-3 (L)	Wregget	Krivokrasov	6-4-1	13	30	26	16,818
12	Nov. 7	DET	1-1* (T)	Skudra	Shanahan	6-4-2	14	31	27	19,983
13	Nov. 14	NYR	1-3 (L)	Barrasso	Kovalev	6-5-2	14	32	30	18,200
14	Nov. 15	TOR	5-0 (W)	Barrasso	BARNES	7-5-2	16	37	30	15,726
15	Nov. 20	OTT	2-0 (W)	Barrasso	GRONMAN	8-5-2	18	39	30	14,097
16	Dec. 1	MTL	1-0 (W)	Barrasso	JAGR	9-5-2	20	40	30	19,341
17	Dec. 9	LA	2-1 (W)	Barrasso	BROWN	10-5-2	22	42	31	12,055
18	Dec. 10	ANA	3-0 (W)	Barrasso	JAGR	11-5-2	24	45	31	17,036
19	Dec. 12	PHO	2-2* (T)	Barrasso	FRANCIS	11-5-3	25	47	33	15,791
20	Dec. 19	COL	3-3* (T)	Barrasso	Deadmarsh	11-5-4	26	50	36	16,061
21	Dec. 20	STL	1-4 (L)	Barrasso	Conroy	11-6-4	26	51	40	19,620
22	Dec. 26	WSH	4-1 (W)	Barrasso	JAGR	12-6-4	28	55	41	18,181
23	Jan. 6	NYI	4-2 (W)	Skudra	HATCHER	13-6-4	30	59	43	12,183
24	Jan. 7	NJ	1-3 (L)	Skudra	McKay	13-7-4	30	60	46	15,557
25	Jan. 12	CAR	4-1 (W)	Barrasso	FRANCIS	14-7-4	32	64	47	8,250
26	Jan. 14	BOS	2-5 (L)	Barrasso	Donato	14-8-4	32	66	52	14,331
27	Jan. 22	NJ	3-2 (W)	Barrasso	BARNES	15-8-4	34	69	54	17,936
28	Jan. 28	WSH	2-2* (T)	Barrasso	HICKS	15-8-5	35	71	56	18,716
29	Jan. 29	BOS	4-2 (W)	Barrasso	HATCHER	16-8-5	37	75	58	15,020
30	Feb. 6	BUF	2-2* (T)	Barrasso	JAGR	16-8-6	38	77	60	18,595
31	Feb. 7	OTT	2-2* (T)	Barrasso	Dackell	16-8-7	39	79	62	18,500
32	Feb. 25	MTL	6-2 (W)	Barrasso	JAGR	17-8-7	41	85	64	21,273
33	Feb. 28	BOS	2-6 (L)	BAR./Wreg.	Bourque	17-9-7	41	87	70	17,565
34	Mar. 8	PHI	3-4* (L)	Wregget	Daigle	17-10-7	41	90	74	19,564
35	Mar. 15	BUF	0-3 (L)	Barrasso	Primeau	17-11-7	41	90	77	18,595
36	Mar. 22	DAL	0-0* (T)	Barrasso		17-11-8	42	90	77	16,928
37	Mar. 26	NYI	3-4 (L)	Skudra	Smolinski	17-12-8	42	93	81	12,193
38	Apr. 4	TB	4-1 (W)	Barrasso	PRONGER	18-12-8	44	97	82	14,908
39	Apr. 5	FLA	1-3 (L)	Barrasso	Muller	18-13-8	44	98	85	14,591
40	Apr. 9	OTT	1-4 (L)	Wregget	Kravchuk	18-14-8	44	99	89	17,895
41	Apr. 16	CAR	4-1 (W)	Wregget	BROWN	19-14-8	46	103	90	10,515

# STANDINGS/RESULTS

## EASTERN CONFERENCE

### Northeast Division

	W	L	T	GF	GA	PTS
PITTSBURGH	40	24	18	228	188	98
BOSTON	39	30	13	221	194	91
BUFFALO	36	29	17	211	187	89
MONTREAL	37	32	13	235	208	87
OTTAWA	34	35	15	193	200	83
CAROLINA	33	41	8	200	219	74

### Atlantic Division

	W	L	T	GF	GA	PTS
NEW JERSEY	48	23	11	225	166	107
PHILADELPHIA	47	29	11	242	193	95
WASHINGTON	40	30	12	219	202	92
NY ISLANDERS	30	41	11	212	225	71
NY RANGERS	25	39	18	197	231	68
FLORIDA	24	43	15	203	256	63
TAMPA BAY	17	55	10	151	269	44

## WESTERN CONFERENCE

### Central Division

	W	L	T	GF	GA	PTS
DALLAS	49	22	11	242	167	109
DETROIT	44	23	15	250	196	103
ST LOUIS	45	29	8	256	204	98
PHOENIX	35	35	12	224	227	82
CHICAGO	30	39	13	192	199	73
TORONTO	30	43	9	194	237	69

### Pacific Division

	W	L	T	GF	GA	PTS
COLORADO	39	26	17	231	205	95
LOS ANGELES	38	33	11	227	225	87
EDMONTON	35	37	10	215	224	80
SAN JOSE	34	38	10	210	216	78
CALGARY	26	41	15	217	252	67
ANAHIM	26	43	13	205	261	65
VANCOUVER	25	43	14	224	273	64

## FAST FACTS

### Record in 10 Game Segments

GAMES	RECORD	PTS	GF	GA
1-10	5-3-2	12	25	21
11-20	3-5-2	8	28	35
21-30	7-2-1	15	30	19
31-40	5-2-3	13	26	16
41-50	6-3-1	13	29	23
51-60	4-2-4	12	30	26
61-70	6-2-2	14	28	21
71-80	2-5-3	7	23	24
81-82	2-0-0	4	9	3

### RECORD BY MONTHS

October	7-5-2	January	8-3-2
November	7-4-3	February	1-2-3
December	7-3-3	March	6-3-4
		April	4-4-1

Record After A Win	(19-14-6)
Record After A Loss	(13-6-5)
Record After A Tie	(8-4-6)
Record Having A Two-goal Lead	(36-2-4)
Record When Behind By Two Goals	(3-17-1)
First Half Record	(21-12-8)
Second Half Record	(19-12-10)
Home Record	(21-10-10)
First Half	(9-6-4)
Second Half	(12-4-6)
Road Record	(19-14-8)
First Half	(12-6-4)
Second Half	(7-8-4)

### RECORD BY DIVISIONS

	W	L	T	PTS	PCT.
Northeast	15	6	7	37	.661
Atlantic	13	10	5	31	.554
Central	4	4	4	12	.500
Pacific	8	4	2	18	.643

### LEAGUE RANKINGS

Goal Scoring	No. 228	Rank 7th
Goals Allowed	188	4th
Power Play Proficiency	16.5%	11th
Penalty Killing Efficiency	86.4%	T-8th
Power Play Goals Scored	67	T-6th
Power Play Goals Against	46	5th
Points	98	T-4th
Wins	40	T-6th
Losses	24	4th
Home Wins	21	T-8th
Road Wins	19	T-4th
Penalty Minutes	1225	4th
Short Handed Goals Scored	11	T-9th
Short Handed Goals Allowed	16	T-23rd
Hat Tricks	3	T-6th

# 1997-98 STATISTICS

POS	NO.	NAME	GP	G	A	PTS	+/-	PIM	PP	SH	GWC	GT	S	PCTG.
RW	68	JAROMIR JAGR	77	35	67	102	17	64	7	0	8	2	262	13.4
C	10	RON FRANCIS	81	25	62	87	12	20	7	0	5	2	189	13.2
C	14	STU BARNES	78	30	35	65	15	30	15	1	5	0	196	15.3
D	4	KEVIN HATCHER	74	19	29	48	3-	66	13	1	3	1	169	11.2
C	82	MARTIN STRAKA	75	19	23	42	1-	28	4	3	4	1	117	16.2
RW	44	ROB BROWN	82	15	25	40	1-	59	4	0	4	0	172	8.7
D	23	FREDRIK OLAUSSON	76	6	27	33	13	42	2	0	1	0	89	6.7
RW	95	ALEKSEY MOROZOV	76	13	13	26	4-	8	2	0	3	0	80	16.3
RW	16	EDDIE OLCZYK	56	11	11	22	9	35	5	1	1	0	123	8.9
C	20	ROBERT LANG												
		BOS -	3	0	0	0	1	2	0	0	0	0	2	0.0
		PIT -	51	9	13	22	6	14	1	1	2	0	64	14.1
		TOT -	54	9	13	22	7	16	1	1	2	0	66	13.6
C	12	SEAN PRONGER												
		ANA -	62	5	15	20	9-	30	1	0	2	0	68	7.4
		PIT -	5	1	0	1	1-	2	0	0	1	0	5	20.0
		TOT -	67	6	15	21	10-	32	1	0	3	0	73	8.2
LW	33	ALEX HICKS	58	7	13	20	4	54	0	0	1	1	76	9.0
D	5	BRAD WERENKA	71	3	15	18	15	46	2	0	0	0	50	6.0
D	71	JIRI SLEGR	73	5	12	17	10	109	1	1	0	0	131	3.8
C	38	A. JOHANSSON	50	5	10	15	4	20	0	1	0	0	49	10.2
D	11	DARIUS KAPARAITIS	61	4	8	12	3	127	0	2	0	0	71	5.6
C	15	ROBERT DOME	30	5	2	7	1-	12	1	0	0	0	29	17.2
RW	57	CHRIS FERRARO	46	3	4	7	2-	43	0	0	0	0	42	7.1
RW	17	PETER FERRARO	29	3	4	7	2-	12	0	0	0	0	34	8.8
C	29	TYLER WRIGHT	82	3	4	7	3	112	1	0	0	0	46	6.5
RW	24	IAN MORAN	37	1	6	7	0	19	0	0	1	0	33	3.0
D	2	CHRIS TAMER	79	0	7	7	4	181	0	0	0	0	55	0.0
D	6	NEIL WILKINSON	34	2	4	6	0	24	1	0	0	0	19	10.5
LW	18	GARRY VALK	39	2	1	3	3-	33	0	0	0	1	32	6.3
D	42	TUOMAS GRONMAN	22	1	2	3	3	25	1	0	1	0	33	3.0
G	35	TOM BARRASSO	63	0	2	2	0	14	0	0	0	0	0	0.0
C	9	GREG JOHNSON	5	1	0	1	0	2	0	0	0	0	4	25.0
G	1	PETER SKUDRA	17	0	1	1	0	2	0	0	0	0	0	0.0
D	22	SVEN BUTENSCHON	6	0	0	0	1-	6	0	0	0	0	4	0.0
G	31	KEN WREGGET	15	0	0	0	0	6	0	0	0	0	0	0.0
		TOTALS	82	228	400	628	-	1225	67	11	40	9	2126	10.5
		OPPONENT TOTALS	82	188	301	489	-	1515	46	16	24	9	2202	8.5

NO.	Goaltender	GP	MP	GAA	W-L-T	GA	SA	SV%	SO	EN
1	Peter Skudra	17	851	1.83	6-4-3	26	341	.924	0	2
35	Tom Barrasso	63	3542	2.07	31-14-13	122	1556	.922	7	8
31	Ken Wregget	15	611	2.75	3-6-2	28	293	.904	0	2
	TOTALS	82	5022	2.25	40-24-18	188	2202	.915	7	12
	OPPONENT TOTALS	82	5022	2.72	24-40-18	228	2126	.895	6	7

## 1997-98 SEASON HIGHLIGHTS

- Tom Barrasso records his 300th career victory on Oct. 19 at Florida, becoming the first American-born goaltender to reach 300 wins.
- Jaromir Jagr records his 400th assist on Jan. 12 at Carolina.
- Ron Francis records his 1,400th career point Jan. 29 at Boston.
- Kevin Hatcher becomes the 11th defenseman in league history to record 200 goals on Jan. 29 at Boston.
- Nine Penguins represent their countries at the 1998 Winter Olympics in Nagano, Japan, with seven bringing home medals. Jaromir Jagr, Robert Lang, Jiri Slegr and Martin Straka captured gold with the Czech Republic team, Darius Kasparaitis and Aleksey Morozov won silver with Russia, and Tuomas Gronman was a member of the bronze medal Finnish team. Kevin Hatcher (USA) and Andreas Johansson (Sweden) also participated in the games.
- Ken Wregget records his 200th career win in a 6-4 victory over Philadelphia on Mar. 7.
- Ron Francis records an assist on Fredrik Olausson's power play goal to give him 1,000 assists for his career on March 21.
- The Penguins posted a 4-3 win over the Philadelphia Flyers on March 21, and in the process became the 10th team in league history to win 1,000 games.
- Ron Francis passes Bryan Trottier for ninth place on the all-time points list on Mar. 29, posting his 1,426th point.
- Jaromir Jagr records his 300th career goal in a 5-1 win over the Tampa Bay Lightning on Apr. 15, just the fourth Penguin to record 300 goals.
- The Penguins clinch their third Northeast Division Championship with a 5-1 win over the Tampa Bay Lightning on April 15, their fifth divisional championship overall (1990-91 and 1992-93 Patrick Division Champions).
- The Penguins set a new franchise mark by killing off 86.4% of opponent power plays on the season, eclipsing the old record of 83.9% set in 1967-68. The Pens also set standards in goals against (188) and goals against average (2.25).
- Jaromir Jagr collects his second NHL scoring title with 102 points (35+67).
- Tom Barrasso sets new club records in shutouts in one season (7), road shutouts in a season (6), shutouts in a career (17), goals against average in a season (2.07), save percentage in a season (.922), minutes played in a season (1,932), most road games played in a season (32), lowest road goals against average in a season (1.83), and saves in a home game (51). Barrasso also tied the team record for games played in a season (63).

## 1997-98 PENGUINS SUPERLATIVES

### TEAM SINGLE GAME HIGHLIGHTS

	At Home	On Road
Most Goals Scored	7-6 OT win vs. Vancouver, Nov. 1	6-2 win at Montreal, Feb. 25
Largest Winning Margin	5-1 win vs. Buffalo, Nov. 24 5-1 win vs. NY Islanders, Dec. 29 5-1 win vs. Tampa Bay, Apr. 15	5-0 win at Toronto, Nov. 15

### TEAM SEASON HIGHLIGHTS

	Overall	Home	Road
Longest Winning Streak	6 games Nov. 20-Dec. 1	5 games Mar. 7-Mar. 21	5 games Nov. 15-Dec. 10
Longest Unbeaten Streak	8 games 7w, 1l Nov. 15-Dec. 1	10 games 6w, 4t Feb. 4-Mar. 29	7 games 5w, 2t Nov. 15-Dec. 19

### GOALTENDING HIGHLIGHTS

Most Saves in a Game	51	Tom Barrasso, Jan. 31 - in a 4-2 win vs. Detroit*
Most Consecutive Starts	17	Tom Barrasso, Jan. 12-Mar. 5: Record 8-3-5
Longest Win Streak	6	Tom Barrasso, Nov. 20-Dec. 1
Longest Unbeaten Streak	8	Tom Barrasso, Nov. 15-Dec. 1: Record 7-0-1

\*Penguins Record, Most Saves in a Home Game

### INDIVIDUAL SINGLE-GAME HIGHLIGHTS

	At Home	On Road
Most Goals	3 Ron Francis (Dec. 29 vs. NY Islanders) 3 Stu Barnes (Jan. 10 vs. New Jersey) 3 Martin Straka (Apr. 18 vs. Boston)	2 Tyler Wright (Oct. 3 at Carolina) 2 Jaromir Jagr (Dec. 10 at Anaheim) 2 Jaromir Jagr (Dec. 26 at Washington) 2 Ron Francis (Jan. 12 at Carolina) 2 Kevin Hatcher (Jan. 29 at Boston) 2 Stu Barnes (Feb. 25 at Montreal) 2 Jaromir Jagr (Feb. 25 at Montreal) 2 Kevin Hatcher (Mar. 26 at NY Islanders) 2 Rob Brown (Apr. 16 at Carolina)
Most Assists	3 Jaromir Jagr (Oct. 1 vs. Los Angeles) 3 Jaromir Jagr (Nov. 1 vs. Vancouver) 3 Stu Barnes (Nov. 1 vs. Vancouver) 3 Kevin Hatcher (Nov. 29 vs. Montreal) 3 Ron Francis (Nov. 29 vs. Montreal) 3 Jaromir Jagr (Dec. 29 vs. NY Islanders) 3 Stu Barnes (Dec. 29 vs. NY Islanders) 3 Jaromir Jagr (Jan. 10 vs. New Jersey) 3 Jaromir Jagr (Mar. 7 vs. Philadelphia) 3 Ron Francis (Mar. 7 vs. Philadelphia) 3 Stu Barnes (Mar. 21 vs. Philadelphia) 3 Robert Lang (Apr. 18 vs. Boston)	3 Kevin Hatcher (Oct. 19 at Florida) 3 Ron Francis (Feb. 25 at Montreal)
Most Points	4 Ron Francis (1+3) Oct. 6 vs. Anaheim 4 Jaromir Jagr (1+3) Dec. 29 vs NY Islanders 4 Jaromir Jagr (1+3) Mar. 7 vs Philadelphia 4 Ron Francis (1+3) Mar. 7 vs. Philadelphia	4 Ron Francis (1+3) Feb. 25 vs Montreal 4 Jaromir Jagr (2+2) Feb. 25 at Montreal

### INDIVIDUAL SEASON HIGHLIGHTS

Most Goals	35	Jaromir Jagr
Most Assists	67	Jaromir Jagr
Most Points	102	Jaromir Jagr
Most Penalty Minutes	181	Chris Tamer
Most Shots	262	Jaromir Jagr
Most Power-Play Goals	15	Stu Barnes
Most Short-Handed Goals	3	Martin Straka
Most Game-Winning Goals	8	Jaromir Jagr
Most Games Played	82	Rob Brown and Tyler Wright
Highest Plus/Minus Rating	17	Jaromir Jagr
Top Scoring Center	Ron Francis	87 points (25g, 62a)
Top Scoring Right Wing	Jaromir Jagr	102 points (35g, 67a)
Top Scoring Left Wing	Alex Hicks	20 points (7g, 13a)
Top Scoring Defenseman	Kevin Hatcher	48 points (19g, 29a)
Top Scoring Rookie	Alexei Morozov	26 points (13g, 13a)
Longest Goal-Scoring Streak	6 games	Eddie Olczyk (Oct. 19 - Nov. 1)
Longest Assist Streak	6 games	Jaromir Jagr (Mar. 2-Mar. 11) (11 assists)
Longest Point Streak	8 games	Jaromir Jagr (Dec. 6-Dec. 26) (7g, 8a, 15pts)
Most Goals at Home	20	Jaromir Jagr
Most Goals on the Road	15	Jaromir Jagr
Most Points at Home	59	Jaromir Jagr
Most Points on the Road	43	Jaromir Jagr

## 1997-98 TRANSACTIONS

October 1	<b>Rob Brown</b> signed as a free agent. <b>Peter Ferraro</b> and <b>Chris Ferraro</b> claimed off of waivers from the New York Rangers.
October 2	<b>Roman Oksiuta</b> assigned to Quebec (IHL)
October 7	<b>Roman Oksiuta</b> released
October 19	<b>Sven Butenschon</b> recalled from Syracuse (AHL) <b>Robert Dome</b> assigned to Syracuse (AHL)
October 21	<b>Alek Stojanov</b> assigned to Syracuse (AHL)
October 22	<b>Tuomas Gronman</b> traded to Pittsburgh from Chicago Blackhawks for Greg Johnson. Gronman assigned to Syracuse (AHL)
October 25	<b>Robert Lang</b> claimed off waivers from Boston Bruins Lang assigned to Houston (IHL)
October 27	<b>Peter Skudra</b> recalled from Houston (IHL)
October 29	<b>Peter Skudra</b> assigned to Houston (IHL)
November 4	<b>Peter Skudra</b> recalled from Houston (IHL)
November 6	<b>Tuomas Gronman</b> recalled from Syracuse (AHL)
November 13	<b>Sven Butenschon</b> recalled from Syracuse (AHL)
November 17	<b>Robert Lang</b> recalled from Houston (IHL)
November 26	<b>Tuomas Gronman</b> assigned to Syracuse (AHL)
December 7	<b>Robert Dome</b> recalled from Syracuse (AHL)
January 9	<b>Robert Dome</b> assigned to Syracuse (AHL)
January 14	<b>Peter Ferraro</b> claimed on waivers by the New York Rangers
January 15	<b>Peter Skudra</b> assigned to Kansas City (IHL)
January 28	<b>Alexei Krivchenkov</b> reassigned from Cleveland (IHL) to Syracuse (AHL)
March 6	<b>Peter Skudra</b> recalled from Kansas City (IHL)
March 9	<b>Robert Dome</b> and <b>Tuomas Gronman</b> recalled from Syracuse (AHL)
March 24	<b>Sean Pronger</b> acquired from Anaheim for rights to Patrick Lalime
March 26	<b>Serge Aubin</b> reassigned to Hershey (AHL) from Syracuse (AHL)
April 1	<b>Peter Skudra</b> assigned to Kansas City (IHL)
April 8	<b>Peter Skudra</b> recalled from Kansas City (IHL)
April 21	<b>Peter Skudra</b> assigned to Kansas City (IHL)
April 30	<b>Brian Bonin</b> , <b>Sven Butenschon</b> and <b>Jan Hrdina</b> recalled from Syracuse (AHL)
May 28	<b>Craig Hillier</b> signed to a contract
June 1	<b>Boris Protsenko</b> and <b>Michal Rozsival</b> signed to contracts
June 16	<b>Bobby Dollas</b> and <b>Tony Hrkac</b> acquired from Edmonton for the rights to Josef Beranek
June 17	<b>Peter Skudra</b> signed to a contract
June 17	<b>German Titov</b> and <b>Todd Hlushko</b> acquired from Calgary for Ken Wregget and Dave Roche
June 26	<b>Tony Hrkac</b> claimed by Nashville in expansion draft
July 6	<b>Pavel Skrbek</b> signed to a contract
July 7	<b>Valentin Morozov</b> signed to a contract
July 9	<b>Tyler Wright</b> signed to a contract
July 13	<b>Alexei Kolkunov</b> signed to a contract
July 20	<b>Stu Barnes</b> and <b>Brad Werenka</b> signed to contracts
July 21	<b>Tom O'Connor</b> signed to a contract
August 10	<b>Sean Pronger</b> signed to a contract
August 11	<b>Rob Brown</b> , <b>Victor Ignatjev</b> and <b>Sean O'Brien</b> signed to contracts
August 20	<b>Brian Bonin</b> and <b>Dan Kesa</b> signed to contracts
August 24	<b>Andrew Ference</b> and <b>Chris Kelleher</b> signed to contracts

## 1997-98 SCORING BREAKDOWN

	HOME				AWAY				POWER-PLAY			SHORT-HANDED			NORTHEAST DIV.			
	GP	G	A	PTS	GP	G	A	PTS	G	A	PTS	G	A	PTS	GP	G	A	PTS
Stu Barnes	40	18	21	39	38	12	14	26	15	12	27	1	1	2	26	12	10	22
Tom Barrasso	31	0	2	2	32	0	0	0	0	0	0	0	0	0	23	0	1	1
Rob Brown	41	9	13	22	41	6	12	18	4	11	15	0	0	0	28	4	5	9
Sven Butenschon	3	0	0	0	5	0	0	0	0	0	0	0	0	0	0	0	0	0
Robert Dome	14	2	2	4	16	3	0	3	1	0	1	0	0	0	8	0	0	0
Chris Ferraro	21	2	2	4	25	1	2	3	0	1	1	0	0	0	20	1	1	2
Peter Ferraro	17	1	2	3	12	2	2	4	0	0	0	0	0	0	10	1	1	2
Ron Francis	41	12	33	45	40	13	29	42	7	25	32	0	0	0	27	6	20	26
Tuomas Gronman	14	0	0	0	8	1	2	3	1	2	3	0	0	0	9	1	2	3
Kevin Hatcher	37	8	14	22	37	11	15	26	13	12	25	1	2	3	25	7	7	14
Alex Hicks	27	4	4	8	31	3	9	12	0	1	1	0	1	1	23	3	5	8
Jaromir Jagr	40	20	39	59	37	15	28	43	7	31	38	0	0	0	25	9	16	25
And. Johansson	21	2	4	6	29	3	6	9	0	1	1	1	1	2	16	0	2	2
Greg Johnson	1	0	0	0	4	1	0	1	0	0	0	0	0	0	2	0	0	0
Darius Kasparaitis	40	4	5	9	41	0	3	3	0	2	2	2	0	2	27	1	2	3
Robert Lang	29	6	7	13	22	3	6	9	1	3	4	1	0	1	21	5	7	12
Jan Moran	22	1	4	5	15	0	2	2	0	0	0	0	0	0	12	0	1	1
Aleksey Morozov	38	8	7	15	38	5	6	11	2	0	2	0	0	0	26	3	8	11
Fredrik Olausson	38	4	12	16	38	2	15	17	2	14	16	0	1	1	26	1	11	12
Eddie Olczyk	30	4	10	14	26	7	1	8	5	2	7	1	2	3	21	4	4	8
Sean Pronger	3	0	0	0	2	1	0	1	0	0	0	0	0	0	1	0	0	0
Peter Skudra	13	0	1	1	4	0	0	0	0	0	0	0	0	0	4	0	0	0
Jiri Slegr	35	3	9	12	38	2	3	5	1	4	5	1	1	2	24	0	5	5
Martin Straka	38	14	14	28	37	5	9	14	4	6	10	3	3	6	25	8	7	15
Chris Tamer	39	0	4	4	40	0	3	3	0	1	1	0	0	0	26	0	4	4
Garry Valk	15	0	0	0	24	2	1	3	0	0	0	0	1	1	13	1	0	1
Brad Werenka	37	1	10	11	34	2	5	7	2	4	6	0	2	2	26	1	1	2
Neil Wilkinson	15	2	3	5	19	0	1	1	1	1	2	0	1	1	10	2	2	4
Ken Wregget	7	0	0	0	8	0	0	0	0	0	0	0	0	0	5	0	0	0
Tyler Wright	41	0	2	2	41	3	2	5	1	0	1	0	0	0	28	3	1	4

## 1997-98 GOALTENDER BREAKDOWN

GOALIE (HOME)	GP	MP	GF	GA	PPGA	ENG	SO	GAA	W-L-T	SHOTS	SVPCT.
TOM BARRASSO	31	1609:55	76	63	20	1	1	2.35	14-5-7	732	.914
PETER SKUDRA	13	608:21	30	17	3	1	0	1.68	5-2-2	243	.930
KEN WREGGET	7	290:53	19	15	2	1	0	3.09	2-3-1	133	.887
HOME TOTAL	41	2517:21	125	98	25	3	1	2.34	21-10-10	1108	.912
GOALIE (ROAD)	GP	MP	GF	GA	PPGA	ENG	SO	GAA	W-L-T	SHOTS	SVPCT.
TOM BARRASSO	32	1932:06	84	59	18	7	6	1.83	17-9-6	824	.928
PETER SKUDRA	4	243:02	9	9	1	1	0	2.22	1-2-1	99	.909
KEN WREGGET	8	320:34	11	13	2	1	0	2.43	1-3-1	159	.918
ROAD TOTAL	41	2504:44	104	90	21	9	6	2.16	19-14-8	1085	.917

# 1997-98 PENGUINS INJURIES

Total Games Missed	Player	Injury	Games Missed	Games Missed By Injury
2	BARNES	Back Spasms	Oct. 9	1
		Hip Flexor	Apr. 16	1
14	BARRASSO	Strained leg muscle	Nov. 5	1
		Strained quadriceps muscle, Dec. 29 vs NYI	Dec. 31-Jan. 10	5
		Hyper extended elbow, Mar. 5 vs Chi.	Mar. 7-11	3
		Flu	Mar. 26-29	3
		Bruised knee, Apr. 7 vs Pho.	Apr. 9	1
		Bruised finger	Apr. 16	1
2	BUTENSCHON	Flu	Nov. 7-8	2
1	FRANCIS	Hamstring	Apr. 16	1
1	GRONMAN	Flu	Nov. 12	1
7	HATCHER	Bruised lower leg, Nov. 8 vs Buf.	Nov. 12-22	6
		Flu	Apr. 16	1
24	HICKS	Foot injury, Oct. 15 at Mtl.	Oct. 19	1
		Broken foot, Dec. 1 at Mtl.	Dec. 4-Jan. 3	13
		Separated shoulder, Mar. 2 vs Tor.	Mar. 5-22	9
		Possible concussion, Apr. 16 at Car.	Apr. 18	1
5	JAGR	Hip flexor, groin	Nov. 14-20	4
		Groin	Apr. 18	1
16	JOHANSSON	Bruised ribs, Nov. 15 at Tor.	Nov. 19-29	6
		Grade 2 MCL sprain, Mar. 8 at Phi.	Mar. 11-Apr. 1	10
5	JOHNSON	Groin injury	Oct. 4-14	5
1	KASPARAITIS	Flu	Mar. 29	1
9	LANG	Fractured thumb, Mar. 21 vs Phi.	Mar. 22-Apr. 9	9
43	MORAN	Bruised kneecap, Sept. 30	Oct. 1-Dec. 11	34
		Surgery, Oct. 21		
		Concussion, Feb. 2 vs NYI	Feb. 4-7, 26	4
1	MOROZOV	Knee injury, mar. 21 vs Phi.	Mar. 22-Apr. 1	5
		Chipped bone in toe, Dec. 27 vs Mtl.	Dec. 29	1
5	OLAUSSON	Bruised foot, Nov. 2 at Chi.	Nov. 5-8	3
		Bruised wrist, Dec. 9 at LA	Dec. 10-12	2
25	OLCZYK	Concussion, Oct. 4 vs Fla.	Oct. 8-15	5
		Depressed fracture of zygomatic arch, Dec. 1 at Mtl.	Dec. 4-Jan. 14	18
7	PRONGER	Back spasms	Mar. 8-11	2
		Fractured foot, Apr. 4 at TB	Apr. 5-18	7
6	SLEGR	Hip pointer, Nov. 14 at NYR	Nov. 15-22	4
		Flu	Dec. 16	1
		Shoulder injury	Mar. 2	1
10	STOJANOV	Pelvic injury	Oct. 1-19	10
7	STRAKA	Broken foot, Dec. 29 vs NYI	Dec. 31-Jan. 14	7
11	WERENKA	Sprained ankle, Oct. 17 at TB	Oct. 19-Nov. 8	10
		Bruised shoulder, Nov. 22 vs NYR	Nov. 24	1
25	WILKINSON	Abdominal pain	Oct. 1-24	12
		Abdomen	Nov. 29-Dec. 1	4
		Abdomen	Dec. 20	1
		Abdomen	Apr. 4-16	8
29	WREGGET	Bruised nerve in knee, Oct. 25 at Van.	Oct. 28	1
		Herniated disc, Nov. 5 vs Dal.	Nov. 7-Dec. 29	23
		Bruised knee, back	Mar. 14-22	5
18	VALK	Charley horse, Oct. 1 vs LA	Oct. 3-4	2
		Groin injury, Oct. 24 at Edm.	Oct. 25-Nov. 1	3
		Abdominal strain	Mar. 5-Apr. 1	13
TOTAL MAN GAMES LOST				274



## 1997-98 MAN GAMES LOST

DATE	OPPONENT	PLAYER (S)	GAMES LOST
10/1	LA	Moran, Stojanov, Wilkinson	3
10/3	@CAR	Moran, Stojanov, Wilkinson, Valk	4/7
10/4	FLA	Johnson, Moran, Stojanov, Wilkinson, Valk	5/12
10/8	MTL	Johnson, Moran, Olczyk, Stojanov, Wilkinson	5/17
10/9	@PHI	Barnes, Johnson, Moran, Olczyk, Stojanov, Wilkinson	6/23
10/11	CAR	Johnson, Moran, Olczyk, Stojanov, Wilkinson	5/28
10/14	@NYR	Johnson, Moran, Olczyk, Stojanov, Wilkinson	5/33
10/15	@MTL	Moran, Olczyk, Stojanov, Wilkinson	4/37
10/17	@TB	Moran, Stojanov, Wilkinson	3/40
10/19	@FLA	Hicks, Moran, Stojanov, Werenka, Wilkinson	5/45
10/22	@SJ	Moran, Werenka, Wilkinson	3/48
10/24	@EDM	Moran, Werenka, Wilkinson	3/51
10/25	@VAN	Moran, Werenka, Valk	3/54
10/28	@CGY	Moran, Werenka, Wregget, Valk	4/58
11/1	VAN	Moran, Werenka, Valk	3/61
11/2	@CHI	Moran, Werenka	2/63
11/5	DAL	Barrasso, Moran, Olausson, Werenka	4/67
11/7	@DET	Butenschon, Moran, Olausson, Werenka, Wregget	5/72
11/8	BUF	Butenschon, Moran, Olausson, Werenka, Wregget	5/77
11/12	WSH	Gronman, Hatcher, Moran, Wregget	4/81
11/14	@NYR	Hatcher, Jagr, Moran, Wregget	4/85
11/15	@TOR	Hatcher, Jagr, Moran, Sleg, Wregget	5/90
11/19	BOS	Hatcher, Jagr, Johansson, Moran, Sleg, Wregget	6/96
11/20	@OTT	Hatcher, Jagr, Johansson, Moran, Sleg, Wregget	6/102
11/22	NYR	Hatcher, Johansson, Moran, Sleg, Wregget	5/107
11/24	BUF	Johansson, Moran, Werenka, Wregget	4/111
11/26	CAR	Johansson, Moran, Wregget	3/114
11/29	MTL	Johansson, Moran, Wilkinson, Wregget	4/118
12/1	@MTL	Moran, Wilkinson, Wregget	3/121
12/4	NJ	Hicks, Moran, Olczyk, Wilkinson, Wregget	5/126
12/6	ANA	Hicks, Moran, Olczyk, Wilkinson, Wregget	5/131
12/9	@LA	Hicks, Moran, Olczyk, Wregget	4/135
12/10	@ANA	Hicks, Moran, Olausson, Olczyk, Wregget	5/140
12/12	@PHO	Hicks, Moran, Olausson, Olczyk, Wregget	5/145
12/16	TB	Hicks, Olczyk, Sleg, Wregget	4/149
12/19	@COL	Hicks, Olczyk, Wregget	3/152
12/20	@STL	Hicks, Olczyk, Wilkinson, Wregget	4/156
12/26	@WSH	Hicks, Olczyk, Wregget	3/159
12/27	MTL	Hicks, Olczyk, Wregget	3/162
12/29	NYI	Hicks, Morozov, Olczyk, Wregget	4/166
12/31	CAR	Barrasso, Hicks, Olczyk, Straka	4/170
1/3	COL	Barrasso, Hicks, Olczyk, Straka	4/174
1/6	@NYI	Barrasso, Olczyk, Straka	3/177
1/7	@NJ	Barrasso, Olczyk, Straka	3/180
1/10	NJ	Barrasso, Hicks, Olczyk	3/183
1/12	@CAR	Olczyk, Straka	2/185
1/14	@BOS	Olczyk, Straka	2/187
1/20	OTT		0/187
1/22	@NJ		0/187
1/24	BOS		0/187
1/26	STL		0/187
1/28	@WSH		0/187
1/29	@BOS		0/187
1/31	DET		0/187
2/2	NYI		0/187
2/4	WSH	Moran	1/188
2/6	@BUF	Moran	1/189
2/7	@OTT	Moran	1/190
2/25	@MTL		0/190
2/28	@BOS	Moran	1/191
3/2	TOR	Sleg	1/192
3/5	CHI	Hicks, Valk	2/194
3/7	PHI	Barrasso, Hicks, Valk	3/197
3/8	@PHI	Barrasso, Hicks, Olczyk, Valk	4/201
3/11	CGY	Barrasso, Hicks, Johansson, Olczyk, Valk	5/206
3/14	BUF	Hicks, Johansson, Wregget, Valk	4/210
3/15	@BUF	Hicks, Johansson, Wregget, Valk	4/214
3/18	EDM	Hicks, Johansson, Wregget, Valk	4/218
3/21	PHI	Hicks, Johansson, Wregget, Valk	4/222
3/22	@DAL	Hicks, Johansson, Lang, Moran, Wregget, Valk	6/228
3/26	@NYI	Barrasso, Johansson, Lang, Moran, Valk	5/233
3/28	NYR	Barrasso, Johansson, Lang, Moran, Valk	5/238
3/29	OTT	Barrasso, Johansson, Kasparaitis, Lang, Moran, Valk	6/244
4/1	SJ	Johansson, Lang, Moran, Valk	4/248
4/4	@TB	Lang, Wilkinson	2/250
4/5	@FLA	Lang, Pronger, Wilkinson	3/253
4/7	PHO	Lang, Pronger, Wilkinson	3/256
4/9	@OTT	Barrasso, Lang, Pronger, Wilkinson	4/260
4/11	FLA	Pronger, Wilkinson	2/262
4/15	TB	Pronger, Wilkinson	2/264
4/16	@CAR	Barnes, Barrasso, Francis, Hatcher, Jagr, Pronger, Wilkinson	7/271
4/18	BOS	Hicks, Pronger, Wilkinson	3/274


# PENGUINS MONTH-BY-MONTH

	Oct.	Nov.	Dec.	Jan.	Feb.	Mar.	Apr.	May	Final Record
1967-68	3-6-1	6-3-2	4-8-2	4-7-2	4-5-3	6-5-3	-----	-----	27-34-13
1968-69	1-4-2	4-8-2	2-10-2	3-10-1	4-6-2	6-7-2	-----	-----	20-45-11
1969-70	1-4-3	5-6-2	5-7-0	3-7-3	8-5-0	3-7-4	1-2-0	-----	26-38-12
1970-71	2-4-3	3-6-5	5-7-3	6-5-1	3-7-3	2-7-3	0-1-2	-----	21-37-20
1971-72	5-5-2	3-9-0	3-7-4	1-8-3	7-6-0	6-3-4	1-0-1	-----	26-38-14
1972-73	5-5-0	7-5-2	3-6-4	6-9-0	6-5-1	4-7-2	1-0-0	-----	32-37-9
1973-74	4-4-1	3-7-2	2-10-2	5-8-0	5-6-1	7-4-3	2-2-0	-----	28-41-9
1974-75	2-4-1	6-6-3	4-6-4	8-3-2	7-3-3	9-4-2	1-2-0	-----	37-28-15
1975-76	4-2-1	6-8-1	5-7-2	4-7-3	8-2-4	7-6-1	1-1-0	-----	35-33-12
1976-77	2-6-4	6-5-1	7-5-1	7-4-2	5-5-4	5-8-1	2-0-0	-----	34-33-13
1977-78	3-5-1	4-6-3	4-6-4	5-5-3	4-2-5	2-11-2	3-2-0	-----	25-37-18
1978-79	1-6-2	5-7-1	9-2-4	5-7-1	6-3-1	8-4-4	2-2-0	-----	36-31-13
1979-80	4-4-1	5-4-3	5-3-7	5-10-0	4-7-0	6-7-2	1-2-0	-----	30-37-13
1980-81	4-5-1	2-8-3	5-6-3	6-6-1	7-5-1	5-6-3	1-1-1	-----	30-37-13
1981-82	5-7-2	7-1-2	4-7-2	5-8-2	3-8-2	5-5-3	2-0-0	-----	31-36-13
1982-83	3-9-1	5-3-3	3-9-2	1-12-1	3-11-0	3-7-2	0-2-0	-----	18-53-9
1983-84	3-9-0	3-7-3	3-8-2	1-11-0	3-10-1	3-12-0	0-1-0	-----	16-58-6
1984-85	5-4-0	1-8-3	8-5-1	4-8-1	2-10-0	4-12-0	0-4-0	-----	24-51-5
1985-86	3-5-2	5-7-1	8-6-1	7-4-2	7-4-1	3-9-1	1-3-0	-----	34-38-8
1986-87	8-3-0	5-5-4	2-7-3	4-8-1	4-7-2	5-8-2	2-0-0	-----	30-38-12
1987-88	3-6-3	6-4-2	7-4-2	5-9-2	4-7-0	9-5-0	2-0-0	-----	36-35-9
1988-89	7-4-0	7-6-0	9-2-3	5-6-1	4-6-3	6-9-0	2-0-0	-----	40-33-7
1989-90	3-7-2	6-7-0	7-5-1	6-6-1	8-5-1	2-10-3	-----	-----	32-40-8
1990-91	6-6-1	5-6-1	10-6-1	7-4-0	4-7-1	9-4-2	-----	-----	41-33-6
1991-92	5-5-2	8-3-2	9-5-0	3-7-1	3-7-3	10-3-1	1-2-0	-----	39-32-9
1992-93	8-1-2	9-5-1	9-3-1	8-5-1	5-5-1	11-2-0	6-0-1	-----	56-21-7
1993-94	7-4-1	5-3-5	6-4-2	6-3-3	7-6-1	9-5-1	4-2-0	-----	44-27-13
1994-95	-----	-----	-----	5-0-0	9-3-2	8-6-0	7-5-1	0-2-0	29-16-3
1995-96	4-2-2	10-3-1	10-4-0	7-7-0	6-5-1	9-5-0	3-3-0	-----	49-29-4
1996-97	2-8-0	6-5-2	11-2-2	8-3-1	4-7-0	5-8-2	2-3-1	-----	38-36-8
1997-98	7-5-2	7-4-3	7-3-3	8-3-2	1-2-3	6-3-4	4-4-1	-----	40-24-18

October	120-149-43
November	160-165-63
December	176-170-68
January	158-200-41
February	155-177-50
March	183-199-57
April	52-44-8
May	0-2-0
TOTAL	1004-1106-330




# OPPONENTS



# MIGHTY DUCKS OF ANAHEIM



**Craig Hartsburg**



© & © Mighty Ducks

## TEAM INFORMATION

Location: 2695 E. Katella Ave., Anaheim, CA 92806  
 Founded: 1992  
 Owner and Governor: The Walt Disney Company  
 President/General Manager: Pierre Gauthier  
 Head Coach: Craig Hartsburg  
 NHL Career Record (Seasons): 104-102-40 (3)  
 Assistant Coaches: Newell Brown, George Burnett  
 Mgr. Communications/Team Services: Rob Scichili  
 Head Athletic Trainer: Greg Smith

Arena (Capacity): Arrowhead Pond of Anaheim (17,174)  
 General Office Phone: (714) 940-2900  
 Press Box Phone: (714) 704-2623  
 FAX Phone: (714) 940-2953  
 Starting Times of Games: 7:35 pm (5:05 pm Sun.)  
 Team Colors: Purple Jade Silver and White  
 Radio: XTRA Sports (690 AM)  
 Commercial TV: KCAL TV Channel 9  
 Cable TV: Fox Sports West

## VS. PITTSBURGH PENGUINS

All-Time NHL Record: 146-188-44  
 1997-98 Record: 26-43-13  
 1997-98 Finish: 6th (Pacific Division)  
 1998 Playoff Record: Did Not Qualify  
 1997-98 Top Scorer: Teemu Selanne (52-34-86)  
 Stanley Cup Titles: None  
 All-Time Anaheim Scorer vs Pittsburgh: Paul Kanya (4gp, 3-5-8)  
 All-Time Pittsburgh Scorer vs Anaheim: Jaromir Jagr (6gp, 8-6-14) and Ron Francis (6gp, 3-11-14)  
 Longest Anaheim Win Streak vs Pittsburgh: 1, Dec. 13, 1995  
 Longest Pittsburgh Win Streak vs Anaheim: 4, Dec. 7, 1996-  
 Dec. 10, 1997  
 Longest Anaheim Undefeated Streak vs Pittsburgh: 1, Feb. 24,  
 1994 (0-0-1); Dec. 13, 1995 (1-0-0)  
 Longest Pittsburgh Undefeated Streak vs Anaheim: 4, Dec. 7,  
 1996 Dec. 10, 1997 (4-0-0)  
 Last Pittsburgh Win at Home: Dec. 6, 1997 (5-2);  
 (0-0-0 since last win)  
 Last Anaheim Win at Home: Dec. 13, 1995 (6-3)  
 (0-2-0 since last win)  
 Last Pittsburgh Win at Anaheim: Dec. 10, 1997 (3-0)  
 (0-0-0 since last win)  
 Last Anaheim Win at Pittsburgh: None (0-3-1)  
 Most Goals by Pittsburgh vs Anaheim: 7, Dec. 11, 1996 (P, 7-3)  
 Most Goals by Anaheim vs Pittsburgh: 6, Dec. 13, 1995 (A, 6-3)  
 Most Goals by Both Teams: 10, Dec. 11, 1996 (P, 7-3)  
 Last Pittsburgh Shutout vs Anaheim: Dec. 10, 1997 (3-0);  
 Tom Barrasso  
 Last Anaheim Shutout vs Pittsburgh: None  
 Last Pittsburgh Hat Trick vs Anaheim: None  
 Last Anaheim Hat Trick vs Pittsburgh: None  
 Last Pittsburgh Trade with Anaheim: Mar. 24, 1998, Sean  
 Pronger to Pittsburgh for rights to Patrick Lalime  
 Overtime Record vs Pittsburgh: 0-0-1

### REGULAR SEASON

YEAR	TOTAL	HOME	ROAD	GF-GA
1993-94	1-0-1	0-0-1	1-0-0	7-5
1994-95	DID NOT PLAY			
1995-96	1-1-0	1-0-0	0-1-0	8-8
1996-97	2-0-0	1-0-0	1-0-0	12-6
1997-98	2-0-0	1-0-0	1-0-0	8-2
<b>TOTAL</b>	<b>6-1-1</b>	<b>3-0-1</b>	<b>3-1-0</b>	<b>35-21</b>

### 1998-99 SCHEDULE

Dec. 1 @ PITTSBURGH (7:30pm)  
 Jan. 18 @ ANAHEIM (10:30pm)

## Pittsburgh vs. Anaheim

1997-98	GP	W	L	T	PTS	GF	GA	PPG	SHG	PEN	PIM
PITTSBURGH	2	2	0	0	4	8	2	1-9	0	18	52
ANAHEIM	2	0	2	0	0	2	8	1-12	1	15	33

### AT PITTSBURGH (1-0-0)

#### AT ANAHEIM (1-0-0)

Dec. 6	Anaheim (Hebert)	2	at	PITTSBURGH (SKUDRA)	5	WG - Jagr
Dec. 10	PITTSBURGH (BARRASSO)	3	at	Anaheim (Shtalenkov)	0	WG - Jagr

### GOALS & SHOTS BY PERIOD

	1 <sup>ST</sup>	2 <sup>ND</sup>	3 <sup>RD</sup>	OT	TOTAL
PITTSBURGH	4-15	2-13	2-12	---	8-40
ANAHEIM	1-17	1-23	0-15	---	2-55

PITTSBURGH	GP	G	A	PTS	PIM	SOG	+/-	ANAHEIM	GP	G	A	PTS	PIM	SOG	+/-
Jagr	2	4	1	5	2	13	4	Selanne	2	1	1	2	0	7	E
Francis	2	1	4	5	0	3	4	Sandstrom	2	1	0	1	2	3	E
Morozov	2	0	2	2	0	1	3	Mironov	2	0	1	1	0	5	-1
Dome	1	1	0	1	0	1	1	Pronger	2	0	1	1	2	5	-2
Johansson	2	1	0	1	2	1	1	Hebert	1	0	0	0	0	0	-
Slegr	2	1	0	1	2	1	5	Karpa	1	0	0	0	0	0	-3
Olausson	1	0	1	1	0	0	1	Nielsen	1	0	0	0	0	1	-5
Barnes	2	0	1	1	0	6	2	Rychel	1	0	0	0	6	1	E
Brown	2	0	1	1	0	2	-1	Shtalenkov	1	0	0	0	0	0	-
Hatcher	2	0	1	1	0	3	2	Todd	1	0	0	0	0	0	E
Kasparaitis	2	0	1	1	0	2	1	Aalto	2	0	0	0	0	1	-1
Straka	2	0	1	1	0	1	1	Cullen	2	0	0	0	2	2	-1
Barrasso	1	0	0	0	0	0	-	Daigneault	2	0	0	0	0	1	-1
P.Ferraro	1	0	0	0	0	1	E	Dollas	2	0	0	0	2	0	-4
Skudra	1	0	0	0	0	0	-	Drury	2	0	0	0	2	4	-3
Wilkinson	1	0	0	0	0	0	1	Janssens	2	0	0	0	2	2	-5
C. Ferraro	2	0	0	0	4	0	1	Marshall	2	0	0	0	6	5	E
Lang	2	0	0	0	0	0	E	Rucchin	2	0	0	0	0	2	E
Tamer	2	0	0	0	26	1	1	Sacco	2	0	0	0	0	4	-1
Valk	2	0	0	0	4	2	E	Salei	2	0	0	0	2	5	-1
Werenka	2	0	0	0	2	0	3	Stevenson	2	0	0	0	7	3	-1
Wright	2	0	0	0	0	2	E	Trebil	2	0	0	0	0	4	-2
<b>TOTAL</b>	<b>2</b>		<b>(8-13-21)</b>		<b>52</b>	<b>40</b>		<b>TOTAL</b>	<b>2</b>		<b>(2-3-5)</b>		<b>31</b>	<b>55</b>	

GOALTENDERS	GP	MP	GF	GA	ENG	SO	AVG	SHOTS	SVPCT	W-L-T
Barrasso (P)	1	60:00	3	0	0	1	0.00	28	1.000	1-0-0
Skudra (P)	1	60:00	5	2	0	0	2.00	27	.926	1-0-0
<b>PITTS. TOTALS</b>	<b>2</b>	<b>120:00</b>	<b>8</b>	<b>2</b>	<b>0</b>	<b>1</b>	<b>1.00</b>	<b>55</b>	<b>.964</b>	<b>2-0-0</b>
Shtalenkov (A)	1	60:00	0	3	0	0	3.00	23	.870	0-1-0
Hebert (A)	1	60:00	2	5	0	0	5.00	17	.706	0-1-0
<b>ANAHEIM TOTALS</b>	<b>2</b>	<b>120:00</b>	<b>2</b>	<b>8</b>	<b>0</b>	<b>0</b>	<b>4.00</b>	<b>40</b>	<b>.800</b>	<b>0-2-0</b>

### POWER PLAY GOALS:

PITTSBURGH (1 for 9) - Jagr  
ANAHEIM (1 for 12) - Selanne

### SHORT-HANDED GOALS:

ANAHEIM (1) - Sandstrom

# BOSTON BRUINS



**Pat Burns**



## TEAM INFORMATION

Location: One Fleet Center, Suite 250, Boston, MA 02114

Founded: 1924

Owner and Governor: Jeremy M. Jacobs

President and General Manager: Harry Sinden

Head Coach: Pat Burns

NHL Career Record: 346-241-96 (9)

Assistant Coaches: Jacques Laperriere and Bob Francis

Director of Media Relations: Heidi Holland

Assistant Director of Media Relations: Rusty Ingram

Athletic Trainer: Don Del Negro

Arena (Capacity): Fleet Center (17,565)

General Office Phone: (617) 624-1900

Press Box Phone: (617) 624-2900

FAX Phone: (617) 523-7184

Starting Times of Games: 7:30 pm

Team Colors: Gold, Black and White

Radio: WRZ AM 1030

Commercial TV: UPN-38 WDSB

Cable: New England Sports Network (NESN)

## VS. PITTSBURGH PENGUINS

All Time NHL Record: 2345-1830-719

1997-98 Record: 39-30-13

1997-98 Finish: 2nd (Northeast Division)

1998 Playoff Record: Lost, Washington, 4-2, Eastern Conference Quarterfinals

1997-98 Top Scorer: Jason Allison (33-50-83)

Stanley Cup Titles: Five (1929, 1939, 1941, 1970, 1972)

All Time Pittsburgh Scorer vs Boston: Mario Lemieux (34gp, 27-35-62)

All Time Boston Scorer vs Pittsburgh: Ray Bourque (66gp, 25-63-88)

Longest Boston Win Streak vs Pittsburgh: 7, Mar. 27, 1977-Oct. 12, 1978

Longest Pittsburgh Win Streak vs Boston: 12, Feb. 8, 1993-Apr. 28, 1995

Longest Boston Undeclared Streak vs Pittsburgh: 11, Mar. 2, 1969-Dec. 6, 1970 (9-0-2)

Longest Pittsburgh Undeclared Streak vs Boston: 12, Feb. 8, 1993-Apr. 28, 1995 (12-0-0)

Last Pittsburgh Win at Home: Apr. 18, 1998 (5-2) (0-0-0 since last win)

Last Boston Win at Home: Feb. 28, 1998 (6-2) (0-0-0 since last win)

Last Pittsburgh Win at Boston: Jan. 29, 1998 (4-2) (0-1-0 since last win)

Last Boston Win at Pittsburgh: Dec. 12, 1996 (6-4) (0-3-1 since last win)

Most Goals by Pittsburgh vs Boston: 9, Nov. 30, 1994 (1-9-6)

Most Goals by Boston vs Pittsburgh: 8, Mar. 14, 1989 (8-6-2)

Most Goals by Both Teams: 15, Nov. 30, 1995 (9-6-1)

Last Pittsburgh Shutout vs Boston: Feb. 8, 1993 (4-0) - Ken Wregget and Tom Barrasso

Last Boston Shutout vs Pittsburgh: Jan. 14, 1993 (7-0) - John Blake

Last Pittsburgh Hat Trick vs Boston: April 18, 1998 - Martin Sturka

Last Boston Hat Trick vs Pittsburgh: Mar. 14, 1996 - Rick Tocchet

Last Pittsburgh Trade with Boston: Aug. 2, 1995 - Bryan Smolinski, Glen Murray and third round draft choice in 1996 to Pittsburgh for Kevin Stevens and Shawn McEachern

Overtime Record vs Pittsburgh: 1-4-5

YEAR	TOTAL	HOME	ROAD	GF-GA
1967-68	2-2-0	1-1-0	1-1-0	10-10
1968-69	1-5-0	1-2-0	0-3-0	13-25
1969-70	0-5-1	0-2-1	0-3-0	9-21
1970-71	1-4-1	1-1-1	0-3-0	18-28
1971-72	1-2-3	1-1-1	0-1-2	20-21
1972-73	1-4-0	1-2-0	0-2-0	14-21
1973-74	0-5-0	0-2-0	0-3-0	16-30
1974-75	1-2-2	1-0-2	0-2-0	20-21
1975-76	0-3-2	0-0-2	0-3-0	14-24
1976-77	1-3-1	1-1-1	0-2-0	10-17
1977-78	0-5-0	0-2-0	0-3-0	11-33
1978-79	2-1-1	1-0-1	1-1-0	14-16
1979-80	2-2-0	0-2-0	2-0-0	14-16
1980-81	0-3-1	0-2-0	0-1-1	13-22
1981-82	1-1-1	1-1-0	0-0-1	10-10
1982-83	1-2-0	1-0-0	0-2-0	10-14
1983-84	0-3-0	0-2-0	0-1-0	7-18
1984-85	1-2-0	0-1-0	1-1-0	12-16
1985-86	1-2-0	1-1-0	0-1-0	8-11
1986-87	1-2-0	1-0-0	0-2-0	9-11
1987-88	0-2-1	0-1-1	0-1-0	7-11
1988-89	1-1-1	0-1-0	1-0-1	10-13
1989-90	1-2-0	1-1-0	0-1-0	13-15
1990-91	1-1-1	1-0-0	0-1-1	12-11
1991-92	1-1-1	0-0-1	1-1-0	14-15
1992-93	4-1-0	2-0-0	2-1-0	18-14
1993-94	6-0-0*	3-0-0	2-0-0	33-17
1994-95	3-1-0	2-0-0	1-1-0	15-12
1995-96	3-2-0	2-0-0	1-2-0	29-27
1996-97	2-3-0	2-1-0	0-2-0	17-18
1997-98	3-2-1	2-0-1	1-2-0	20-20
<b>TOTAL</b>	<b>42-74-18</b>	<b>27-27-12</b>	<b>14-47-6</b>	<b>440-558</b>

\*Includes Game in Cleveland, April 3

## Pittsburgh vs. Boston

1997-98	GP	W	L	T	PTS	GF	GA	PPG	SHG	PEN	PIM
PITTSBURGH	6	3	2	1	7	20	20	4-24	0	37	96
BOSTON	6	2	3	1	5	20	20	6-24	1	35	111

### AT PITTSBURGH (2-0-1)

### AT BOSTON (1-2-0)

Nov. 19	Boston (Carey)	3	at	Pittsburgh (Barrasso)	3	
Jan. 14	Pittsburgh (Barrasso)	2	at	BOSTON (DAFOE)	5	WG - Donato
Jan. 24	Boston (Tallas)	2	at	PITTSBURGH (BARRASSO)	4	WG - Barnes
Jan. 29	PITTSBURGH (BARRASSO)	4	at	Boston (Dafoe)	2	WG - Hatcher
Feb. 28	Pittsburgh (Barrasso)	2	at	BOSTON (DAFOE)	6	WG - Bourque
Apr. 18	Boston (Dafoe)	2	at	PITTSBURGH (BARRASSO)	5	WG - Straka

Dafoe replaced Tallas at 56:19 on Jan. 24

Wregget replaced Barrasso at 51:18 on Feb. 28

Tallas replaced Dafoe at 32:01 on Apr. 18

## GOALS & SHOTS BY PERIOD

	1 <sup>ST</sup>	2 <sup>ND</sup>	3 <sup>RD</sup>	OT	TOTAL
PITTSBURGH	7-60	6-54	7-36	0-0	20-150
BOSTON	6-45	3-41	11-65	0-3	20-154

PITTSBURGH	GP	G	A	PTS	PIM	SOG	+/-	BOSTON	GP	G	A	PTS	PIM	SOG	+/-
Straka	5	5	3	8	2	7	5	Allison	6	4	7	11	2	17	7
Hatcher	5	4	2	6	2	11	3	Samsonov	6	2	3	5	0	11	3
Morozov	6	2	4	6	2	9	3	Heinze	5	3	1	4	30	11	-2
Jagr	5	1	5	6	6	12	2	Bourque	6	2	2	4	17	15	E
Barnes	6	3	2	5	0	15	2	Sweeney	5	1	3	4	2	5	3
Francis	6	0	5	5	0	11	1	Khrstich	6	2	1	3	6	7	1
Olczyk	5	1	2	3	4	8	E	Donato	6	1	2	3	2	8	2
Lang	6	0	3	3	4	9	E	McLaren	6	1	2	3	4	8	4
Hicks	5	1	1	2	5	5	-2	Carter	6	0	3	3	0	12	2
Brown	6	1	1	2	2	7	-3	Axelsson	6	1	1	2	0	9	-5
Olausson	5	0	2	2	2	2	3	Ellett	6	0	2	2	4	8	-5
Tamer	6	0	2	2	21	5	3	Sullivan	6	0	2	2	2	5	-4
Wilkinson	3	1	0	1	0	5	-3	Dimaio	4	1	0	1	5	7	-4
Wright	6	1	0	1	20	8	-1	Van Impe	5	1	0	1	0	4	-2
Moran	3	0	1	1	0	3	E	Taylor	6	1	0	1	2	9	-5
Kasparaitis	6	0	1	1	14	6	-1	Ledyard	1	0	1	1	2	2	-1
P. Ferraro	1	0	0	0	0	4	E	Gill	6	0	1	1	2	2	-3
Wregget	1	0	0	0	0	0	-	Carey	1	0	0	0	0	0	-
Gronman	2	0	0	0	0	0	3	Mann	1	0	0	0	0	0	E
Johansson	2	0	0	0	0	1	-1	Robitaille	1	0	0	0	0	3	E
C. Ferraro	3	0	0	0	0	3	-1	Wilson	1	0	0	0	0	1	E
Slego	5	0	0	0	2	9	-1	Malkoc	2	0	0	0	2	0	E
Valk	5	0	0	0	2	7	-2	Tallas	2	0	0	0	0	0	-
Barrasso	6	0	0	0	2	0	-	Dafoe	5	0	0	0	0	0	-
Werenka	6	0	0	0	12	3	-1	Thornton	5	0	0	0	0	6	-2
								Baumgartner	6	0	0	0	23	4	-1
<b>TOTAL</b>	<b>6</b>	<b>(20-34-54)</b>	<b>102</b>	<b>150</b>				<b>TOTAL</b>	<b>6</b>	<b>(20-31-51)</b>	<b>105</b>	<b>154</b>			

GOALTENDERS	GP	MP	GF	GA	ENG	SO	AVG	SHOTS	SVPCT	W-L-T
Barrasso (P)	6	355:24	19	18	1	0	3.04	148	.878	3-2-1
Wregget (P)	1	8:40	1	1	0	0	6.92	5	.800	0-0-0
<b>PITTS. TOTALS</b>	<b>6</b>	<b>365:00</b>	<b>20</b>	<b>20</b>	<b>1</b>	<b>0</b>	<b>3.29</b>	<b>154</b>	<b>.869</b>	<b>3-2-1</b>
Carey (B)	1	65:00	3	3	0	0	2.77	29	.897	0-0-1
Dafoe (B)	5	214:15	13	11	1	0	3.08	87	.874	2-2-0
Tallas (B)	2	84:07	4	5	0	0	3.57	33	.848	0-1-0
<b>BOSTON TOTALS</b>	<b>6</b>	<b>365:00</b>	<b>20</b>	<b>20</b>	<b>1</b>	<b>0</b>	<b>3.29</b>	<b>150</b>	<b>.867</b>	<b>2-3-1</b>

**POWER PLAY GOALS:** PITTSBURGH (4 for 24) - Hatcher (3), Barnes

BOSTON (6 for 24) - Allison, Bourque, Heinze, Khrstich, McLaren, Van Impe

**SHORT-HANDED GOALS:** BOSTON (1) - Khrstich

**HAT TRICKS:** PITTSBURGH (1) - Straka (Apr. 18)

### 1998-99 SCHEDULE

Nov. 7 @ PITTSBURGH (1:30pm)

Dec. 5 @ BOSTON (7:00pm)

Jan. 30 @ PITTSBURGH (1:30pm)

Apr. 15 @ BOSTON (7:30pm)

# BUFFALO SABRES



**Lindy Ruff**



## TEAM INFORMATION

Location: One Severn H. Snow III Plaza, Buffalo, NY 14203  
 Founded: 1969  
 Owner: Niagara Frontier Hockey, L.P.  
 Governor: Norzrup R. Knies  
 President: Larry Quinn  
 General Manager: Darcy Regier  
 Head Coach: Lindy Ruff  
 NHL Career Record (Seasons): 36-29-17 (1)  
 Assistant Coach: Alke Ramsey  
 Associate Coach: Dean Levee  
 Director of Communications: John Sferwerd  
 Director of Information: Alke Gilbert

Media Relations Director: Gil Chodujian  
 Head Trainer: Massage Therapist: Jim Pizutelli  
 Arena (Capacity): Marine Midland Arena (18,995)  
 General Office Phone: (716) 855-4100  
 Press Box Phone: (716) 855-4536  
 FAX Phone: (716) 844-4110  
 Starting Times of Games: Mon-Thru 7:05 PM, Sat. 7:35 Sun.  
 7:05 (weekend matinees 3:05)

Team Colors: Black, white, red, grey, and silver  
 Radio: WHTT (104.1)  
 Commercial TV: Empire Sports Network  
 Cable: Empire Sports Network

## VS. PITTSBURGH PENGUINS

All-Time NHL Record: 1040-826-348  
 1997-98 Record: 36-29-17  
 1997-98 Finish: 3rd (Northeast Division)  
 1998 Playoff Record: Defeated Philadelphia, 4-1, Eastern Conference Quarterfinals; Defeated Montreal, 4-0, Eastern Conference Semifinals; Lost to Washington, 4-2, Eastern Conference Finals  
 1997-98 Top Scorer: Alrosay, Satou (27-24-66)  
 Stanley Cup Titles: None  
 All-Time Buffalo Scorer vs Pittsburgh: Gil Perreault (69gp, 39 51-90)  
 All-Time Pittsburgh Scorer vs Buffalo: Mario Lemieux (33gp, 28 33-61)  
 Longest Buffalo Win Streak vs Pittsburgh: 5, Oct. 24, 1979-Oct. 18, 1980  
 Longest Pittsburgh Win Streak vs Buffalo: 4, Feb. 29, 1992-Dec. 27, 1993  
 Longest Buffalo Undefeated Streak vs Pittsburgh: 9, Oct. 10, 1970-Dec. 31, 1971 (3-0-6)  
 Longest Pittsburgh Undefeated Streak vs Buffalo: 15, Oct. 27, 1976-Feb. 17, 1979 (5-0-8)  
 Last Pittsburgh Win at Home: Mar. 14, 1998 (2-1) (0-0-0 since last win)  
 Last Buffalo Win at Home: Mar. 15, 1998 (3-0) (0-0-0 since last win)  
 Last Pittsburgh Win at Buffalo: Jan. 17, 1996 (1-0) (0-5-1 since last win)  
 Last Buffalo Win at Pittsburgh: Mar. 23, 1996 (4-5) (0-5-1 since last win)  
 Most Goals by Pittsburgh vs Buffalo: 8, Oct. 13, 1987 (8-8-5)  
 Most Goals by Buffalo vs Pittsburgh: 10, Dec. 7, 1980 (8-10-1) (Mar. 4, 1983 (8-10-2)  
 Most Goals by Both Teams: 15, Mar. 10, 1976 (8-7-6), Oct. 12, 1988 (8-8-5)  
 Last Pittsburgh Shutout vs Buffalo: Dec. 28, 1996 (2-0) - Patrick Lalime  
 Last Buffalo Shutout vs Pittsburgh: Mar. 15, 1998 (1-0) - Dominik Hasek  
 Last Pittsburgh Hat Trick vs Buffalo: Feb. 11, 1989 - Mario Lemieux  
 Last Buffalo Hat Trick vs Pittsburgh: Oct. 12, 1988 - Dave Archibuzh  
 Last Pittsburgh Trade vs Buffalo: Mar. 22, 1993, Mike Ramsey to Pittsburgh for Bob Errey  
 Overtime Record vs Pittsburgh: 3-2-9

YEAR	TOTAL	HOME	ROAD	GFGA
1970-71	0-2-4	0-2-1	0-0-3	19-22
1971-72	1-2-3	0-1-2	1-1-1	14-14
1972-73	0-3-2	0-0-2	0-3-0	9-14
1973-74	3-2-0	3-0-0	0-2-0	17-15
1974-75	0-3-2	0-0-2	0-3-0	18-30
1975-76	1-4-0	1-2-0	0-2-0	13-27
1976-77	4-0-1	3-0-0	1-0-1	20-12
1977-78	0-5-0	0-0-2	0-3-0	17-17
1978-79	2-0-2	1-0-1	1-0-1	19-15
1979-80	0-4-0	0-2-0	0-2-0	8-30
1980-81	0-3-1	0-2-0	0-1-1	5-21
1981-82	1-7-0	1-1-0	0-1-0	12-15
1982-83	1-1-1	1-0-0	0-1-1	12-18
1983-84	0-3-0	0-2-0	0-1-0	9-16
1984-85	0-2-1	0-0-1	0-2-0	5-12
1985-86	2-0-1	1-0-1	1-0-0	11-6
1986-87	2-0-1	1-0-0	1-0-1	15-10
1987-88	2-0-1	2-0-0	0-0-1	16-9
1988-89	1-2-0	1-0-0	0-2-0	13-16
1989-90	0-3-0	0-2-0	0-1-0	6-14
1990-91	2-0-1	1-0-0	1-0-1	14-10
1991-92	2-1-0	1-1-0	1-0-0	14-11
1992-93	3-1-0	2-0-0	1-1-0	18-16
1993-94	5-1-0*	2-0-0	2-1-0	21-13
1994-95	2-1-1	1-0-1	1-1-0	15-13
1995-96	3-2-1	2-1-0	1-1-1	23-22
1996-97	3-3-0	3-0-0	0-3-0	14-14
1997-98	2-1-2	2-0-1	0-1-1	11-9
<b>TOTAL</b>	<b>42-46-30</b>	<b>29-16-14</b>	<b>12-30-16</b>	<b>388-441</b>



# Pittsburgh vs. Buffalo

1997-98	GP	W	L	T	PTS	GF	GA	PPG	SHG	PEN	PIM
PITTSBURGH	5	2	1	2	6	11	9	5-26	1	34	82
BUFFALO	5	1	2	2	4	9	11	5-26	1	33	99

## AT PITTSBURGH (2-0-1)

### AT BUFFALO (0-1-1)

Nov. 8	Buffalo (Shields)	2	at	Pittsburgh (Barrasso)	2	
Nov. 24	Buffalo (Hasek)	1	at	PITTSBURGH (BARRASSO)	5	WG - Jagr
Feb. 6	Pittsburgh (Barrasso)	2	at	Buffalo (Hasek)	2	
Mar. 14	Buffalo (Hasek)	1	at	PITTSBURGH (BARRASSO)	2	WG Straka
Mar. 15	Pittsburgh (Barrasso)	0	at	BUFFALO (HASEK)	3	WG - Primeau

## GOALS & SHOTS BY PERIOD

	1 <sup>ST</sup>	2 <sup>ND</sup>	3 <sup>RD</sup>	OT	TOTAL
PITTSBURGH	3-33	5-66	3-50	0-5	11-154
BUFFALO	1-46	3-48	5-64	0-2	9-160

PITTSBURGH	GP	G	A	PTS	PIM	SOG	+/-	BUFFALO	GP	G	A	PTS	PIM	SOG	+/-
Jagr	5	2	3	5	8	15	1	Audette	4	3	1	4	6	16	-3
Barnes	5	0	4	4	4	11	E	Zhitnik	5	1	3	4	10	14	-1
Olczyk	5	2	1	3	0	12	-2	Peca	4	2	1	3	6	11	1
Straka	5	2	1	3	2	15	E	Satan	5	0	3	3	0	5	-2
Wilkinson	3	1	2	3	14	3	2	Primeau	5	2	0	2	2	4	-1
Francis	5	0	3	3	4	12	-2	McKee	4	0	2	2	0	3	E
Hatcher	5	2	0	2	6	7	E	Woolley	4	0	2	2	0	9	-1
Hicks	3	1	1	2	10	8	1	C. Brown	4	1	0	1	0	3	1
R. Brown	5	0	2	2	2	17	2	May	2	0	1	1	0	2	E
Kasparaitis	5	1	0	1	4	6	1	Holzinger	3	0	1	1	4	8	E
Werenka	3	0	1	1	0	1	E	Dawe	5	0	1	1	2	6	E
Olausson	4	0	1	1	0	7	-1	Grosek	5	0	1	1	0	15	1
Siegr	4	0	1	1	4	11	1	Plante	5	0	1	1	4	10	-3
Morozov	5	0	1	1	2	5	E	Burridge	1	0	0	0	0	3	-1
Wright	5	0	1	1	2	2	2	Shields	1	0	0	0	0	0	-
Johansson	1	0	0	0	0	1	E	Rasmussen	2	0	0	0	2	4	E
Valk	1	0	0	0	0	0	E	Sanderson	2	0	0	0	0	8	E
Dome	2	0	0	0	2	0	E	Boughner	3	0	0	0	5	5	-3
P. Ferraro	2	0	0	0	2	2	E	Hasek	4	0	0	0	0	0	-
Moran	2	0	0	0	0	1	E	Ray	4	0	0	0	10	1	E
C. Ferraro	3	0	0	0	4	2	E	Smehtlik	4	0	0	0	4	5	E
Gronman	4	0	0	0	4	8	1	Ward	4	0	0	0	2	10	-1
Lang	4	0	0	0	0	6	1	Barnaby	5	0	0	0	36	4	1
Tamer	4	0	0	0	4	2	1	Shannon	5	0	0	0	4	9	1
Barrasso	5	0	0	0	2	0	-	Wilson	5	0	0	0	0	5	E
Bench					2			Bench					2		
<b>TOTAL</b>	<b>5</b>		<b>(11-22-33)</b>		<b>82</b>	<b>154</b>		<b>TOTAL</b>	<b>5</b>		<b>(9-17-26)</b>		<b>99</b>	<b>160</b>	

GOALTENDERS	GP	MP	GF	GA	ENG	SO	AVG	SHOTS	SVPCT	W-L-T
Barrasso (P)	5	309:15	11	8	1	0	1.55	159	.950	2-1-2
<b>PITTS. TOTALS</b>	<b>5</b>	<b>310:00</b>	<b>11</b>	<b>9</b>	<b>1</b>	<b>0</b>	<b>1.74</b>	<b>160</b>	<b>.944</b>	<b>2-1-2</b>
Shields (B)	1	64:56	2	2	0	0	1.85	31	.935	0-0-1
Hasek (B)	4	244:02	7	9	0	1	2.21	123	.927	1-2-1
<b>BUFFALO TOTALS</b>	<b>5</b>	<b>310:00</b>	<b>9</b>	<b>11</b>	<b>0</b>	<b>1</b>	<b>2.13</b>	<b>154</b>	<b>.929</b>	<b>1-2-2</b>

### POWER PLAY GOALS:

PITTSBURGH (5 for 26) - Olczyk (2), Hatcher, Straka, Wilkinson  
 BUFFALO (5 for 26) - Audette (3), Primeau (2)

### SHORT-HANDED GOALS:

PITTSBURGH (1) - Kasparaitis  
 BUFFALO (1) - Peca

### 1998-99 SCHEDULE

Feb. 2 @ PITTSBURGH (7:30pm)  
 Mar. 27 @ PITTSBURGH (12:00)  
 Mar. 28 @ BUFFALO (12:00)  
 Apr. 5 @ BUFFALO (7:00 PM)

# CAROLINA HURRICANES



**Paul Maurice**



## TEAM INFORMATION

**Location:** 5000 Aerial Center, Suite 100, Morrisville, NC 27560

**Founded:** 1972 (WHA - New England)

**Chief Executive Officers/Governor:** Peter Karmanos, Jr.

**General Partner:** Thomas Thewes

**President/General Manager:** Jim Rutherford

**President and Chief Operating Officer:** Dean Jordan

**Head Coach:** Paul Maurice

**NHL Career Record (Seasons):** 94-113-27 (3)

**Assistant Coaches:** Randy Ladouceur and Tom Webster

**Director of Media Relations:** Chris Brown

**Public and Media Relations Manager:** Jerry Peters

**Athletic Trainer:** Peter Friesen

**Arena (Capacity):** Greensboro Coliseum (21,000)

**Media Relations Phone:** (919) 467-7825

**Media Relations Fax:** (919) 462-7030

**Press Box Phone:** (919) 280-5620

**Starting Times of Games:** M-Sat: 7:00 p.m.; Sun: 5:00 p.m.;

Afternoons: 1:30 p.m.

**Team Colors:** Red, Black and Silver

**Radio:** Hurricanes Radio Network

**Cable:** Hurricanes Television Network

## VS. PITTSBURGH PENGUINS

**All-Time NHL Record:** 567-750-185

**1997-98 Record:** 33-41-8

**1997-98 Finish:** 6th (Northeast Division)

**1998 Playoff Record:** Did Not Qualify

**1997-98 Top Scorer:** Keith Primeau (26-37-63)

**Stanley Cup Titles:** None

**All-Time Carolina/Hartford Scorer vs Pittsburgh:** Ron Francis

(28gp, 14-28-42)

**All-Time Pittsburgh Scorer vs Carolina/Hartford:** Mario

Lemieux (32gp, 30-37-67)

**Longest Carolina/Hartford Win Streak vs Pittsburgh:** -4,

Oct. 28, 1986-Jan. 9, 1988; Feb. 26, 1989-Mar. 25, 1990

**Longest Pittsburgh Win Streak vs Carolina/Hartford:** 6,

Oct. 3, 1997-Apr. 16, 1998 (current)

**Longest Carolina/Hartford Undeclared Streak vs**

**Pittsburgh:** 7, Feb. 26, 1989-Dec. 8, 1990 (6-0-1)

**Longest Pittsburgh Undeclared Streak vs Carolina:**

**Hartford:** 10, Nov. 22, 1996-Apr. 16, 1998 (8-0-2)

(current)

**Last Pittsburgh Win at Home:** Dec. 31, 1997 (3-2) (0-0-0

since last win)

**Last Carolina/Hartford Win at Home:** Oct. 8, 1996 (7-3)

(0-5-0 since last win)

**Last Pittsburgh Win at Carolina:** Apr. 16, 1998 (4-1)

(0-0-0 since last win)

**Last Carolina/Hartford Win at Pittsburgh:** Apr. 5, 1995 (8-4)

(0-6-2 since last win)

**Most Goals by Pittsburgh vs Carolina/Hartford:** 10, Apr. 3,

1993 (P, 10-2)

**Most Goals by Carolina/Hartford vs Pittsburgh:** 9, Nov. 22,

1984 (H, 9-3); Dec. 26, 1980 (H, 9-7); Mar. 30, 1989

(H, 9-5)

**Most Goals by Both Teams:** 16, Dec. 26, 1980 (H, 9-7)

**Last Pittsburgh Shutout vs Carolina/Hartford:** Jan. 15, 1997

(3-0) - Patrick Lalime

**Last Carolina/Hartford Shutout vs Pittsburgh:** None

**Last Pittsburgh Hat Trick vs Carolina/Hartford:** Feb. 16,

1995 - Luc Robitaille

**Last Carolina/Hartford Hat Trick vs Pittsburgh:** Feb. 23,

1996 - Brendan Shanahan

**Last Pittsburgh Trade with Carolina/Hartford:** Mar. 10,

1992, Future Considerations to Pittsburgh for Frank

Pietrangolo

**Overtime Record vs Pittsburgh:** 1-1-5

YEAR	TOTAL	HOME	ROAD	GF-GA
1979-80	1-2-1	1-0-1	0-2-0	15-21
1980-81	2-2-0	1-1-0	1-1-0	20-20
1981-82	2-0-1	1-0-1	1-0-0	18-11
1982-83	3-0-0	1-0-0	2-0-0	14-7
1983-84	2-1-0	1-1-0	1-0-0	11-10
1984-85	1-2-0	1-0-0	0-2-0	10-13
1985-86	1-2-0	1-1-0	0-1-0	12-10
1986-87	0-3-0	0-1-0	0-2-0	12-18
1987-88	2-1-0	2-0-0	0-1-0	13-11
1988-89	1-2-0	0-1-0	1-1-0	15-20
1989-90	0-2-1	0-1-1	0-1-0	9-15
1990-91	1-2-0	0-1-0	1-1-0	10-11
1991-92	0-2-1	0-2-0	0-0-1	11-16
1992-93	3-0-0	1-0-0	2-0-0	21-8
1993-94	4-1-0	2-0-0	2-1-0	23-22
1994-95	2-2-0	1-1-0	1-1-0	15-16
1995-96	3-2-1	3-0-0	0-2-1	28-18
1996-97	2-1-2	0-0-2	2-1-0	22-17
1997-98	6-0-0	3-0-0	3-0-0	22-10
<b>TOTALS</b>	<b>36-27-7</b>	<b>19-10-5</b>	<b>17-17-2</b>	<b>301-274</b>

# Pittsburgh vs. Carolina

1997-98	GP	W	L	T	PTS	GF	GA	PPG	SHG	PEN	PIM
PITTSBURGH	6	6	0	0	12	22	10	8-28	1	36	115
CAROLINA	6	0	6	0	0	10	22	4-24	1	41	145

## AT PITTSBURGH (3-0-0) AT CAROLINA (3-0-0)

Oct. 3	PITTSBURGH (BARRASSO)	4	at	Carolina (Burke)	3	WG - Francis
Oct. 11	Carolina (Burke)	1	at	PITTSBURGH (BARRASSO)	4	WG - Jagr
Nov. 26	Carolina (Burke)	2	at	PITTSBURGH (BARRASSO)	3	WG - Hicks
Dec. 31	Carolina (Jablonski)	2	at	PITTSBURGH (SKUDRA)	3	WG - Lang
Jan. 12	PITTSBURGH (BARRASSO)	4	at	Carolina (Kidd)	1	WG - Francis
Apr. 16	PITTSBURGH (WREGGET)	4	at	Carolina (Fountain)	1	WG - R.Brown

## GOALS & SHOTS BY PERIOD

	1 <sup>st</sup>	2 <sup>nd</sup>	3 <sup>rd</sup>	OT	TOTAL
PITTSBURGH	7-57	7-67	8-48	--	22-172
CAROLINA	4-57	2-40	4-55	---	10-152

PITTSBURGH	GP	G	A	PTS	PIM	SOG	+/-	CAROLINA	GP	G	A	PTS	PIM	SOG	+/-
Francis	5	4	3	7	0	20	+3	Primeau	6	4	3	7	6	18	E
Jagr	5	2	5	7	6	16	+3	Emerson	6	3	1	4	2	14	-3
Barnes	4	4	1	5	4	13	+2	Kron	5	1	2	3	2	15	-1
Lang	4	2	3	5	0	5	+4	O'Neill	5	1	1	2	4	6	-2
Olausson	6	1	3	4	10	7	+5	Roberts	3	0	2	2	10	2	E
Slegr	5	0	4	4	2	10	+3	Kapanen	6	0	2	2	2	13	-2
R.Brown	6	2	1	3	4	14	+2	Wesley	6	0	2	2	0	9	-2
Wright	6	2	0	2	6	8	+3	Gelinas	2	1	0	1	0	2	-3
Olczyk	3	1	1	2	13	10	+2	Ciccone	1	0	1	1	12	1	+1
Morozov	6	1	1	2	2	9	+1	J.Brown	2	0	1	1	0	0	E
Gronman	1	0	2	2	0	2	-1	K.Brown	1	0	0	0	0	0	-2
Straka	4	0	2	2	0	5	-1	Daniels	1	0	0	0	0	1	E
Johansson	5	0	2	2	2	6	+3	Fountain	1	0	0	0	0	0	-
Tamer	5	0	2	2	17	0	+3	Jablonski	1	0	0	0	0	0	-
P.Ferraro	4	1	0	1	0	6	-1	Kidd	1	0	0	0	0	0	-
Hicks	5	1	0	1	15	4	+3	Martins	1	0	0	0	0	0	E
Werenka	6	1	0	1	4	4	+4	Murray	1	0	0	0	0	1	E
Barrasso	4	0	1	1	0	0	-	Pratt	1	0	0	0	0	0	E
Hatcher	5	0	1	1	14	13	+2	Rucinski	1	0	0	0	0	0	-1
C.Ferraro	6	0	1	1	2	9	-1	Battaglia	2	0	0	0	0	0	E
Kasparaitis	6	0	1	1	8	5	E	Dineen	2	0	0	0	2	1	-2
Johnson	1	0	0	0	0	0	E	Haiko	2	0	0	0	0	3	E
Skudra	1	0	0	0	0	0	-	Burke	3	0	0	0	2	0	-
Wregget	1	0	0	0	0	0	-	Hill	3	0	0	0	2	1	-3
Dome	2	0	0	0	0	1	+1	Ranheim	4	0	0	0	0	5	-1
Wilkinson	2	0	0	0	0	1	E	Sanderson	4	0	0	0	0	13	-3
Moran	3	0	0	0	2	3	-1	Chiasson	5	0	0	0	15	14	-1
Valk	3	0	0	0	4	1	E	Haller	5	0	0	0	12	5	-2
								Leach	5	0	0	0	4	7	-3
								Leschyshyn	5	0	0	0	4	4	-3
								Rice	5	0	0	0	15	7	-2
								Burt	6	0	0	0	15	3	-3
								Grimson	6	0	0	0	34	0	E
								Manderville	6	0	0	0	0	7	-3
								Bench					2		
<b>TOTAL</b>	<b>6</b>		<b>(22-34-56)</b>		<b>115</b>	<b>172</b>		<b>TOTAL</b>	<b>6</b>		<b>(10-15-25)</b>		<b>145</b>	<b>152</b>	

## GOALTENDERS

	GP	MP	GF	GA	ENG	SO	AVG	SHOTS	SVPCT	W-L-T
Wregget (P)	1	60:00	4	1	0	0	1.00	25	.960	1-0-0
Barrasso (P)	4	249:00	15	7	0	0	1.75	101	.931	4-0-0
Skudra (P)	1	60:00	3	2	0	0	2.00	26	.923	1-0-0
<b>PITTS. TOTALS</b>	<b>6</b>	<b>360:00</b>	<b>22</b>	<b>10</b>	<b>0</b>	<b>0</b>	<b>1.67</b>	<b>152</b>	<b>.934</b>	<b>6-0-0</b>
Kidd (C)	1	59:37	1	3	1	0	3.02	18	.833	0-1-0
Jablonski (C)	1	59:25	2	3	0	0	3.03	26	.885	0-1-0
Burke (C)	3	178:18	6	11	0	0	3.70	97	.887	0-3-0
Fountain (C)	1	60:00	1	4	0	0	4.00	30	.867	0-1-0
<b>CAROLINA TOTALS</b>	<b>6</b>	<b>360:00</b>	<b>10</b>	<b>22</b>	<b>1</b>	<b>0</b>	<b>3.67</b>	<b>172</b>	<b>.872</b>	<b>0-6-0</b>

## POWER PLAY GOALS:

PITTSBURGH (8 for 28) - Barnes -3, R.Brown,-2, Francis, Morozov, Wright  
CAROLINA (4 for 24) - Primeau-2, Emerson, O'Neill

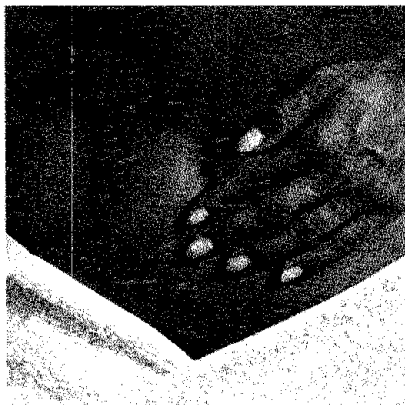
## SHORT-HANDED GOALS:

PITTSBURGH (1) - Lang  
CAROLINA (1) - Gelinas

## 1998-99 SCHEDULE

Dec. 4 @ CAROLINA (7:00pm)  
Jan. 7 @ PITTSBURGH (7:30pm)  
Jan. 26 @ PITTSBURGH (7:30pm)  
Mar. 10 @ CAROLINA (7:00pm)

# OXFORD ATHLETIC CLUB



**ZONED FOR FITNESS. EQUIPPED FOR EXERCISE.**

**GET PUMPED. GET READY.**

... to zone in on health, fitness, sports, and recreation like never before.  
Join a fitness complex that's good for the whole family.



- Indoor & outdoor tennis courts, racquetball and squash
- Indoor & outdoor pools
- Aerobics, strength training and state-of-the-art cardio-vascular machines
- Indoor track and full court gymnasium
- Full-service spa and salon
- Indoor café and outdoor cabana/grill

## **EAST**

Formerly Racquet Club of Pittsburgh  
Near Monroeville Mall  
(412) 856-3930

## **NORTH**

Opening Soon!  
Route 19 at Wallace Road (north of 910)  
(724) 933-1911



Guy Junker

# *SportsBeat*

MONDAY-FRIDAY AT 7:00pm



Stan Savran

**HOME TEAMS.  
FOX ATTITUDE.™**



©1998 FOX Sports Pittsburgh. All Rights Reserved.

[www.foxsports.com](http://www.foxsports.com)

# DETROIT RED WINGS



**Scotty Bowman**



## TEAM INFORMATION

Location: 600 Civic Center Dr., Detroit, MI 48226  
 Founded: 1926  
 Owner: Mike Ilitch  
 Vice President: Atanas Ilitch and Christopher Illich  
 General Manager: Ken Holland  
 Director of Player Personnel/Head Coach: Scotty Bowman  
 NHL Career Record (Seasons): 1057-484-277 (26)  
 Associate Coaches: Barry Smith, Dave Lewis  
 Public Relations Coordinators: John Hahn, Karen Davis, Michael Kuta, and Kathi Reichert

Athletic Trainer: John Wharton  
 Arena (Capacity): Joe Louis Arena (19,983)  
 General Office Phone: (313) 396-7544  
 Press Box Phone: (313) 396-7957  
 FAX Phone: (313) 567-0296  
 Starting Times of Games: 7:30 pm  
 Team Colors: Red and White  
 Radio: WJR 760AM  
 Commercial TV: UPN50  
 Cable TV: Fox Sports Detroit

## VS. PITTSBURGH PENGUINS

All-Time NHL Record: 2072-1998-838  
 1997-98 Record: 44-23-15  
 1997-98 Finish: 2<sup>nd</sup> (Central Division)  
 1998 Playoff Record: Defeated Phoenix, 4-2, Western Conference Quarterfinals; Defeated St. Louis, 4-2, Western Conference Semifinals; Defeated Dallas, 4-2, Western Conference Finals; Defeated Washington, 4-0, Stanley Cup Finals  
 1997-98 Top Scorer: Steve Yzerman (24-45-69)  
 Stanley Cup Titles: Nine (1936, 1937, 1943, 1950, 1952, 1954, 1955, 1997 and 1998)  
 All-Time Detroit Scorer vs Pittsburgh: Steve Yzerman (32gp, 15-29-44)  
 All-Time Pittsburgh Scorers vs Detroit: Jean Pronovost (53gp, 22-33-55) and Mario Lemieux (24gp, 21-34-55)  
 Longest Detroit Win Streak vs Pittsburgh: 5, Dec. 23, 1982-Feb. 9, 1984  
 Longest Pittsburgh Win Streak vs Detroit: 4, Feb. 13, 1974-Dec. 15, 1974  
 Longest Detroit Undeclared Streak vs Pittsburgh: 9, Mar. 5, 1972-Jan. 2, 1974 (5-0-4)  
 Longest Pittsburgh Undeclared Streak vs Detroit: 11, Dec. 17, 1988-Feb. 3, 1992 (7-0-4)  
 Last Pittsburgh Win at Home: Jan. 31, 1998 (4-2) (0-0-0 since last win)  
 Last Detroit Win at Home: Feb. 27, 1997 (4-1) (0-0-1 since last win)  
 Last Pittsburgh Win at Detroit: Feb. 4, 1994 (6-3) (0-2-1 since last win)  
 Last Detroit Win at Pittsburgh: Feb. 8, 1997 (6-5 OT) (0-1-0 since last win)  
 Most Goals by Pittsburgh vs Detroit: 10, Jan. 28, 1989 (P, 10-5)  
 Most Goals by Detroit vs Pittsburgh: 9, Feb. 9, 1984 (D, 9-3)  
 Most Goals by Both Teams: 15, Jan. 28, 1989 (P, 10-5); Oct. 22, 1992 (P, 9-6)  
 Last Pittsburgh Shutout vs Detroit: Dec. 28, 1990 (5-0) Tom Barrasso  
 Last Detroit Shutout vs Pittsburgh: Feb. 3, 1996 (3-0) - Chris Osgood  
 Last Pittsburgh Hat Trick vs Detroit: Oct. 22, 1992 Mario Lemieux  
 Last Detroit Hat Trick vs Pittsburgh: Feb. 8, 1997 - Brendar Shanahan  
 Last Pittsburgh Trade with Detroit: Jan. 27, 1997, Greg Johnson to Pittsburgh for Tomas Sandstrom  
 Overtime Record vs Pittsburgh: 1-1-6

YEAR	TOTAL	HOME	ROAD	GF-GA
1967-68	1-3-0	1-1-0	0-2-0	12-21
1968-69	2-4-0	2-1-0	0-3-0	14-20
1969-70	2-4-0	1-2-0	1-2-0	17-21
1970-71	3-1-2	3-0-0	0-1-2	30-13
1971-72	2-4-0	2-1-0	0-3-0	19-25
1972-73	0-2-3	0-1-1	0-1-2	7-9
1973-74	2-2-1	2-1-0	0-1-1	20-13
1974-75	4-2-0	2-1-0	2-1-0	24-15
1975-76	4-1-1	3-0-0	1-1-1	24-13
1976-77	4-2-0	3-0-0	1-2-0	19-17
1977-78	2-3-1	1-1-1	1-2-0	21-22
1978-79	5-3-0	4-0-0	1-3-0	29-31
1979-80	2-2-0	2-0-0	0-2-0	18-19
1980-81	2-1-1	2-0-0	0-1-1	13-11
1981-82	1-2-0	1-0-0	0-2-0	11-11
1982-83	0-2-1	0-1-1	0-1-0	11-17
1983-84	0-3-0	0-1-0	0-2-0	9-21
1984-85	1-1-1	1-1-0	0-0-1	10-10
1985-86	2-1-0	1-0-0	1-1-0	15-11
1986-87	1-2-0	1-1-0	0-1-0	5-6
1987-88	1-2-0	1-0-0	0-2-0	13-15
1988-89	2-0-1	2-0-0	0-0-1	19-13
1989-90	2-0-1	1-0-0	1-0-1	14-7
1990-91	3-0-0	2-0-0	1-0-0	16-5
1991-92	0-1-2	0-0-1	0-1-1	10-11
1992-93	1-1-0	1-0-0	0-1-0	9-14
1993-94	1-1-0	0-1-0	1-0-0	9-10
1994-95	DID NOT PLAY			
1995-96	1-1-0	1-0-0	0-1-0	5-5
1996-97	0-2-0	0-1-0	0-1-0	6-10
1997-98	1-0-1	1-0-0	0-0-1	5-3
<b>TOTAL</b>	<b>52-53-16</b>	<b>41-15-4</b>	<b>11-38-12</b>	<b>434-419</b>

## Pittsburgh vs. Detroit

1997-98	GP	W	L	T	PTS	GF	GA	PPG	SHG	PEN	PIM
PITTSBURGH	2	1	0	1	3	5	3	1.9	0	12	24
DETROIT	2	0	1	1	1	3	5	0.10	1	11	22

### AT PITTSBURGH (1-0-0)

### AT DETROIT (0-0-1)

Nov. 7 Pittsburgh (Skudra) 1 at Detroit (Osgood) 1  
 Jan. 31 Detroit (Osgood) 2 at PITTSBURGH (BARRASSO) 4 WG - Olausson

### GOALS & SHOTS BY PERIOD

	1 <sup>ST</sup>	2 <sup>ND</sup>	3 <sup>RD</sup>	OT	TOTAL
PITTSBURGH	1-15	2-11	2-9	0-3	5-38
DETROIT	0-24	0-19	3-33	0-1	3-77

PITTSBURGH	GP	G	A	PTS	PIM	SOG	+/-	DETROIT	GP	G	A	PTS	PIM	SOG	+/-
Straka	2	0	3	3	0	4	2	Lapointe	2	1	1	2	0	10	3
Olausson	1	2	0	2	0	2	1	Shanahan	2	1	0	1	0	5	-2
Barnes	2	0	2	2	0	5	1	Ward	2	1	0	1	2	2	E
R. Brown	2	1	0	1	2	2	E	Eriksson	1	0	1	1	0	1	E
Johansson	2	1	0	1	0	1	E	Holmstrom	1	0	1	1	2	2	2
Morozov	2	1	0	1	0	3	E	Knuble	2	0	1	1	0	8	2
Barrasso	1	0	1	1	2	0	---	Dandenault	1	0	0	0	2	2	-1
Werenka	1	0	1	1	0	1	2	McCarty	1	0	0	0	0	1	-1
Francis	2	0	1	1	0	3	E	Pushor	1	0	0	0	0	0	E
Jagr	2	0	1	1	6	1	E	Yzerman	1	0	0	0	2	2	-1
Kasparaitis	2	0	1	1	2	1	E	D. Brown	2	0	0	0	4	6	E
Barrasso	1	0	0	0	0	0	-	Draper	2	0	0	0	2	3	-1
P. Ferraro	1	0	0	0	0	1	E	Fetisov	2	0	0	0	2	2	-1
Gronman	1	0	0	0	2	0	E	Gilchrist	2	0	0	0	0	3	-2
Lang	1	0	0	0	0	1	-1	Kocur	2	0	0	0	2	1	-1
Moran	1	0	0	0	2	0	1	Kozlov	2	0	0	0	2	6	E
Skudra	1	0	0	0	0	0	-	Larionov	2	0	0	0	0	2	1
Valk	1	0	0	0	0	0	E	Lidstrom	2	0	0	0	0	10	E
Wilkinson	1	0	0	0	2	1	E	Maltby	2	0	0	0	2	5	-1
Hatcher	2	0	0	0	2	3	1	Murphy	2	0	0	0	0	5	E
Hicks	2	0	0	0	0	1	-1	Osgood	2	0	0	0	0	0	-
Olczyk	2	0	0	0	0	4	E	Rouse	2	0	0	0	0	1	-1
Slegr	2	0	0	0	0	4	-2								
Tamer	2	0	0	0	2	0	E								
Wright	2	0	0	0	2	0	E								
<b>TOTAL</b>	<b>2</b>	<b>(5-10-15)</b>	<b>24</b>	<b>38</b>				<b>TOTAL</b>	<b>2</b>	<b>(3-4-7)</b>	<b>22</b>	<b>77</b>			

GOALTENDERS	GP	MP	GF	GA	ENG	SO	AVG	SHOTS	SVPCT	W-L-T
Skudra (P)	1	65:00	1	1	0	0	0.92	24	.958	0-0-1
Barrasso (P)	1	60:00	4	2	0	0	2.00	53	.962	1-0-0
<b>PITTS. TOTALS</b>	<b>2</b>	<b>125:00</b>	<b>5</b>	<b>3</b>	<b>0</b>	<b>0</b>	<b>1.44</b>	<b>77</b>	<b>.961</b>	<b>1-0-1</b>

Osgood (D)	2	124:40	3	5	0	0	2.41	38	.868	0-1-1
<b>DETROIT TOTALS</b>	<b>2</b>	<b>125:00</b>	<b>3</b>	<b>5</b>	<b>0</b>	<b>0</b>	<b>2.40</b>	<b>38</b>	<b>.868</b>	<b>0-1-1</b>

### POWER PLAY GOALS:

PITTSBURGH (1 for 9) - Olausson

### SHORT HANDED GOALS:

DETROIT (0 for 10)  
 DETROIT (1) - Shanahan

### 1998-99 SCHEDULE

Feb. 7 @ PITTSBURGH (3:00pm)

Apr. 11 @ DETROIT (3:00pm)

# LOS ANGELES KINGS



Larry Robinson



## TEAM INFORMATION

Location: 3900 West Manchester Blvd., Inglewood, CA 90308

Founded: 1967

Owners: Philip I. Anschutz and Edward P. Roski, Jr

Governor: Robert Sanderman

President: Jim Leisecke

General Manager/Vice President: Dave Taylor

Head Coach: Larry Robinson

NHL Career Record (Seasons): 90 116-40 (3)

Assistant Coaches: Rick Green, Jay Leach and Don Forward

Media Relations Director: Mike Altieri

Media Relations Coordinator: Jeff Moeller

Media Relations Assistant: Jason Pommier

Trainer: Peter Demers

Arena (Capacity): Great Western Forum (16,005)

General Office Phone: (310) 419-3160

Press Box Phone: (310) 419-3243

FAX Phone: (310) 673-8927

Starting Times of Games: 7:30 pm/5:00 pm on Sundays

Team Colors: Black, White, Silver and Purple

Radio: KRAL 110 AM

Commercial TV: KCAL - Channel 9 - Los Angeles

Cable TV: Fox Sports West

## VS. PITTSBURGH PENGUINS

All-Time NHL Record: 951 1100-361  
 1997-98 Record: 38 33-11  
 1997-98 Finish: 2nd (Pacific Division)  
 199 Playoff Record: 1-0-5, St. Louis, 4-0, Western Conference Quarterfinals  
 1997-98 Top Scorer: Jozsef Stumpel (23 58 79)  
 Stanley Cup Titles: None  
 All-Time Los Angeles Scorer vs Pittsburgh: Marcel Dionne (50gp, 29-41-73)  
 All-Time Pittsburgh Scorer vs Los Angeles: Mario Lemieux (24gp, 17-37-54)  
 Longest Los Angeles Win Streak vs Pittsburgh: 5, Mar. 14, 1984-Nov. 16, 1985  
 Longest Pittsburgh Win Streak vs Los Angeles: 6, Nov. 15, 1969-Feb. 26, 1970  
 Longest Los Angeles Undefeated Streak vs Pittsburgh: 8, Mar. 2, 1977-Mar. 14, 1978 (4-0-4)  
 Longest Pittsburgh Undefeated Streak vs Los Angeles: 9, Nov. 15, 1979-Feb. 15, 1982 (4-0-5)  
 Last Pittsburgh Win at Home: Mar. 29, 1997 (4-1) (0-0-1 since last win)  
 Last Los Angeles Win at Home: Nov. 11, 1995 (3-2) (0-2-0 since last win)  
 Last Pittsburgh Win at Los Angeles: Dec. 9, 1997 (2-1) (0-0-0 since last win)  
 Last Los Angeles Win at Pittsburgh: Oct. 21, 1995 (3-2 OT) (0-1-1 since last win)  
 Most Goals by Pittsburgh vs Los Angeles: 8, Mar. 26, 1969 (0-8-4) (Oct. 20, 1971 (0-8-1))  
 Most Goals by Los Angeles vs Pittsburgh: 10, Jan. 21, 1987 (1-A, 10-0)  
 Most Goals by Both Teams: 15, Jan. 21, 1987 (1-A, 10-5)  
 Last Pittsburgh Shutout vs Los Angeles: Nov. 23, 1974 (0-0) - Gary Jones  
 Last Los Angeles Shutout vs Pittsburgh: Dec. 17, 1986 (3-0) - Daren Fiol  
 Last Pittsburgh Hat Trick vs Los Angeles: Feb. 10, 1990 - Rob Brown  
 Last Los Angeles Hat Trick vs Pittsburgh: Mar. 10, 1990 - Luc Robitaille  
 Last Pittsburgh Trade with Los Angeles: Mar. 18, 1997 (Edore Olczyk to Pittsburgh for Glen Murray)  
 Overtime Record vs Pittsburgh: 4-3-3

YEAR	TOTAL	HOME	ROAD	GF-GA
1967-68	4-6-0	3-2-0	1-4-0	26-33
1968-69	2-5-1	1-2-1	1-3-0	70-24
1969-70	6-2-0	4-0-0	2-2-0	20-11
1970-71	2-4-0	2-1-0	0-3-0	18-26
1971-72	4-1-1	3-0-0	1-1-1	29-19
1972-73	4-2-0	3-0-0	1-2-0	17-14
1973-74	1-4-0	1-2-0	0-2-0	6-14
1974-75	1-3-2	0-1-2	1-2-0	8-15
1975-76	5-1-0	3-0-0	2-1-0	29-16
1976-77	2-3-1	1-2-0	1-1-1	20-23
1977-78	0-3-3	0-1-2	0-2-1	15-21
1978-79	4-3-1	2-2-0	2-1-1	24-22
1979-80	1-1-2	1-1-0	0-0-2	13-12
1980-81	2-0-2	2-0-0	0-0-2	18-16
1981-82	1-1-1	1-0-1	0-1-0	15-16
1982-83	2-1-0	1-0-0	1-1-0	15-14
1983-84	1-2-0	1-1-0	0-1-0	15-16
1984-85	0-3-0	0-1-0	0-2-0	6-15
1985-86	2-1-0	2-0-0	0-1-0	16-12
1986-87	1-2-0	1-0-0	0-2-0	9-16
1987-88	1-0-2	0-0-2	1-0-0	15-13
1988-89	1-2-0	1-0-0	0-2-0	9-14
1989-90	1-2-0	1-1-0	0-1-0	13-22
1990-91	1-2-0	1-0-0	0-2-0	6-12
1991-92	0-3-0	0-2-0	0-1-0	8-14
1992-93	1-1-0	1-0-0	0-1-0	7-8
1993-94	1-1-0	1-0-0	0-1-0	7-10
1994-95	DID NOT PLAY			
1995-96	0-2-0	0-1-0	0-1-0	4-6
1996-97	2-0-0	1-0-0	1-0-0	9-4
1997-98	1-0-1	0-0-1	1-0-0	5-4
<b>TOTAL</b>	<b>54-61-17</b>	<b>38-20-9</b>	<b>16-41-8</b>	<b>422-462</b>



# Pittsburgh vs. Los Angeles

1997-98	GP	W	L	T	PTS	GF	GA	PPG	SHG	PEN	PIM
PITTSBURGH	2	1	0	1	3	5	4	4-15	0	10	23
LOS ANGELES	2	0	1	1	1	4	5	3-7	0	18	39

## AT PITTSBURGH (0-0-1)

### AT LOS ANGELES (1-0-0)

Oct. 1	Los Angeles (Fiset)	3	at	Pittsburgh (Barrasso)	3	
Dec. 9	PITTSBURGH (BARRASSO)	2	at	Los Angeles (Fiset)	1	WG - Brown

## GOALS & SHOTS BY PERIOD

	1 <sup>ST</sup>	2 <sup>ND</sup>	3 <sup>RD</sup>	OT	TOTAL
PITTSBURGH	3-17	2-20	0-17	0-1	5-55
LOS ANGELES	2-11	2-19	0-22	0-1	4-53

PITTSBURGH	GP	G	A	PTS	PIM	SOG	+/-	LA	GP	G	A	PTS	PIM	SOG	+/-
Jagr	2	0	5	5	0	9	E	Galley	2	2	1	3	0	8	E
Brown	2	1	2	3	4	7	E	Smyth	1	0	2	2	2	1	E
Hatcher	2	2	0	2	0	5	-1	Tsyplakov	1	1	0	1	2	2	I
Francis	2	0	2	2	0	4	E	Robitaille	2	1	0	1	2	6	E
Barnes	1	1	0	1	2	2	-1	Boucher	2	0	1	1	8	4	E
Morozov	2	1	0	1	0	2	1	C.Johnson	2	0	1	1	0	0	I
Olausson	2	0	1	1	0	4	E	Stumpf	2	0	1	1	0	1	E
Hicks	1	0	0	0	4	0	E	Bylsma	1	0	0	0	0	0	E
G.Johnson	1	0	0	0	0	1	E	Courtnall	1	0	0	0	2	2	E
Lang	1	0	0	0	0	1	E	R.Ferraro	1	0	0	0	2	2	-1
Olczyk	1	0	0	0	0	1	E	M.Johnson	1	0	0	0	0	0	E
Wilkinson	1	0	0	0	0	0	E	Jokinen	1	0	0	0	0	0	-1
Barrasso	2	0	0	0	0	0	-	Moger	1	0	0	0	5	1	E
Dome	2	0	0	0	0	0	E	Berg	2	0	0	0	2	1	E
Johansson	2	0	0	0	0	1	E	Blake	2	0	0	0	2	4	E
Kasparaitis	2	0	0	0	2	2	1	Fiset	2	0	0	0	0	0	-
Siegr	2	0	0	0	5	4	E	Laperriere	2	0	0	0	4	3	E
Straka	2	0	0	0	2	1	E	Mactean	2	0	0	0	2	2	E
Tamer	2	0	0	0	2	4	E	Murray	2	0	0	0	2	4	E
Valk	2	0	0	0	2	2	E	Norstrom	2	0	0	0	2	0	I
Werenka	2	0	0	0	0	2	E	O'Donnell	2	0	0	0	2	5	-1
Wright	2	0	0	0	0	3	E	Perreault	2	0	0	0	0	5	E
								R.Vopat	2	0	0	0	0	2	E
<b>TOTAL</b>	<b>2</b>		<b>(5-10-15)</b>			<b>23</b>	<b>55</b>		<b>TOTAL</b>	<b>2</b>		<b>(4-6-10)</b>		<b>39</b>	<b>53</b>

GOALTENDERS	GP	MP	GF	GA	ENG	SO	AVG	SHOTS	SV PCT	W-L-T
Barrasso (P)	2	125:00	5	4	0	0	1.92	53	.925	1-0-1
<b>PITTS. TOTAL</b>	<b>2</b>	<b>125:00</b>	<b>5</b>	<b>4</b>	<b>0</b>	<b>0</b>	<b>1.92</b>	<b>53</b>	<b>.925</b>	<b>1-0-1</b>
Fiset (LA)	2	124:18	4	5	0	0	2.41	55	.909	0-1-1
<b>LOS ANGELES TOTALS</b>	<b>2</b>	<b>125:00</b>	<b>4</b>	<b>5</b>	<b>0</b>	<b>0</b>	<b>2.40</b>	<b>55</b>	<b>.909</b>	<b>0-1-1</b>

## POWER PLAY GOALS:

PITTSBURGH (4 for 15) - Hatcher -2, Barnes, Brown  
 LOS ANGELES (3 for 7) - Galley -2, Robitaille

## 1998-99 SCHEDULE

Dec. 22 @ PITTSBURGH (7:30pm)  
 Jan. 16 @ LOS ANGELES (10:30pm)

# NASHVILLE PREDATORS



**Barry Trotz**



## TEAM INFORMATION

**Location:** 501 Broadway, Nashville, TN 37203

**Founded:** 1998

**Owner, Chairman and Governor:** Craig Leipold

**Limited Partner:** Gaylord Entertainment

**President, COO and Alternate Governor:** Jack Diller

**Executive Vice President/Business Operations:** Tom Ward

**Executive Vice President/General Manager and Alternate Governor:** David Poile

**VP/Communications and Development:** Gerry Helper

**VP/Chief Financial Officer:** Ed Lang

**Head Coach:** Barry Trotz

**NHL Career Record (Seasons):** 1st NHL Season

**Associate Coaches:** Paul Gardner and Brent Peterson

**Manager of Media Relations and Publications:** Frank Buonomo

**Communications Coordinator:** Judd Hancock

**Communications Assistant:** Gregory Harvey

**Athletic Trainer:** Dan Redmond

**Equipment Manager:** Pete Rogers

**Arena (Capacity):** Nashville Arena, (17,500)

**General Office Phone:** (615) 770-2300

**Press Box Phone:** TBA

**FAX Phone:** (615) 770-2309

**Starting Times of Games:** 7:00 pm; Sun. 1:30 pm

**Team Colors:** Blue, Gold, Orange, Silver and Steel

**Radio:** WTN, 99.7 FM

**Commercial TV:** WNAB-TV

**Cable TV:** Fox Sports South

1998-99 SCHEDULE  
Feb. 13 @ NASHVILLE (8:00 AM)  
Mar. 20 @ PITTSBURGH (7:30 PM)

## NHL Realignment

### EASTERN CONFERENCE

#### ATLANTIC DIVISION

New Jersey Devils  
New York Islanders  
New York Rangers  
Philadelphia Flyers  
Pittsburgh Penguins

#### NORTHEAST DIVISION

Boston Bruins  
Buffalo Sabres  
Montreal Canadiens  
Ottawa Senators  
Toronto Maple Leafs

#### SOUTHEAST DIVISION

Carolina Hurricanes  
Florida Panthers  
Tampa Bay Lightning  
Washington Capitals  
Atlanta Thrashers (1999-2000)

### WESTERN CONFERENCE

#### CENTRAL DIVISION

Chicago Blackhawks  
Detroit Red Wings  
Nashville Predators  
St. Louis Blues  
Columbus Blue Jackets  
(2000-2001)

#### NORTHWEST DIVISION

Calgary Flames  
Colorado Avalanche  
Edmonton Oilers  
Vancouver Canucks  
Minnesota Wild (2000-2001)

#### PACIFIC DIVISION

Mighty Ducks of Anaheim  
Dallas Stars  
Los Angeles Kings  
Phoenix Coyotes  
San Jose Sharks

## Expansion Teams



Atlanta Thrashers  
One CNN Center  
13th South Tower  
Atlanta, GA 30303  
(404) 827-3394  
FAX: (404) 827-5212  
Website: [www.atlantahockey.com](http://www.atlantahockey.com)  
Begin Play in 1999-2000



Columbus Blue Jackets  
150 East Wilson Bridge Road  
Suite 239  
Worthington, OH 43085  
(614) 436-2418  
FAX: (614) 436-2112  
Website: [www.columbusbluejackets.com](http://www.columbusbluejackets.com)  
Begin Play in 2000-2001



Minnesota Wild  
Piper Jaffray Plaza  
444 Cedar Street, Suite 2000  
St. Paul, MN 55101  
(612) 333-PUCK (7825)  
FAX: (612) 222-1055  
Website: [www.wild.com](http://www.wild.com)  
Begin Play in 2000-2001

# NEW JERSEY DEVILS



**Robbie Ftorek**



## TEAM INFORMATION

**Location:** P. O. Box 504, East Rutherford, NJ 07073  
**Founded:** 1974 (NHL- Kansas City), 1982 (New Jersey Devils)

**Owner and Governor:** John J. McMullen  
**President and General Manager:** Lou Lamoriello  
**Head Coach:** Robbie Ftorek  
**NHL Career Record (Seasons):** 65-56-11 (2 Seasons)

**Assistant Coaches:** Jacques Caron and Viacheslav Fetisov

**Media Staff:** Rick Minch, Kevin Dessart, Mike Levine  
**Trainer:** Bill Murray

**Arena (Capacity):** Continental Airlines Arena (19,040)

**General Office Phone:** (201) 935-6050

**Press Box Phone:** (201) 842-5726

**FAX Phone:** (201) 935-2127

**Starting Times of Games:** EN- 7:35; Mat- 1:05; 4/4, 3:05 pm

**Team Colors:** Red, Black and White

**Radio:** WABC 770 AM

**Commercial TV:** None

**Cable:** Fox Sports New York

## VS. PITTSBURGH PENGUINS

**All-Time NHL Record:** 664-973-49  
**1997-98 Record:** 40-23-11  
**1997-98 Finish:** 1st (Atlantic Division)  
**1998 Playoff Record:** Lost, Ottawa, 4-2, Eastern Conference Quarterfinals  
**1997-98 Top Scorer:** Bobby Holik (29-36-65)  
**Stanley Cup Titles:** One (1995)  
**All-Time New Jersey Scorer vs Pittsburgh:** John MacLean (69gp, 32-27-59)  
**All-Time Pittsburgh Scorer vs New Jersey:** Mario Lemieux (60gp, 43-79-122)  
**Longest New Jersey Win Streak vs Pittsburgh:** 5, Dec. 23, 1987-Oct. 21, 1988; Mar. 1, 1997-Jan. 7, 1998  
**Longest Pittsburgh Win Streak vs New Jersey:** 5, Feb. 22, 1981-Mar. 21, 1982  
**Longest New Jersey Undeclared Streak vs Pittsburgh:** 7, Dec. 23, 1987-Dec. 23, 1988 (5-0-2)  
**Longest Pittsburgh Undeclared Streak vs New Jersey:** 6, Feb. 22, 1981-Oct. 5, 1982 (5-0-1); Jan. 6, 1986-Oct. 18, 1986 (5-0-1)  
**Last Pittsburgh Win at Home:** Jan. 10, 1998 (4-1) (0-0-0 since last win)  
**Last New Jersey Win at Home:** Jan. 7, 1998 (3-1) (0-1-0 since last win)  
**Last Pittsburgh Win at New Jersey:** Jan. 22, 1998 (3-2) (0-0-0 since last win)  
**Last New Jersey Win at Pittsburgh:** Dec. 4, 1997 (4-0) (0-1-0 since last win)  
**Most Goals by Pittsburgh vs New Jersey:** 9, Dec. 13, 1990 (P, 9-5)  
**Most Goals by New Jersey vs Pittsburgh:** 8, Oct. 29, 1986 (NJ, 8-6)  
**Most Goals by Both Teams:** 14, Oct. 29, 1986 (NJ, 8-6); Dec. 31, 1988 (P, 8-6); Dec. 13, 1990 (P, 9-5)  
**Last Pittsburgh Shutout vs New Jersey:** Nov. 21, 1992 (2-0) - Tom Barrasso  
**Last New Jersey Shutout vs Pittsburgh:** Dec. 4, 1997 (4-0) - Martin Brodeur  
**Last Pittsburgh Hat Trick vs New Jersey:** Jan. 10, 1998 - Stu Barnes  
**Last New Jersey Hat Trick vs Pittsburgh:** Jan. 28, 1988 - John MacLean  
**Last Pittsburgh Trade with New Jersey:** None  
**Overtime Record vs Pittsburgh:** 1-1-8

YEAR	TOTAL	HOME	ROAD	GF-GA
1974-75	2-0-2	1-0-1	1-0-1	19-14
1975-76	2-1-1	2-0-0	0-1-1	18-10
1976-77	2-2-0	1-1-0	1-1-0	11-11
1977-78	2-1-1	1-1-0	1-0-1	14-13
1978-79	3-1-0	2-0-0	1-1-0	21-13
1979-80	2-2-0	2-0-0	0-2-0	10-15
1980-81	3-1-0	2-0-0	1-1-0	20-13
1981-82	3-0-0	2-0-0	1-0-0	17-5
1982-83	1-3-3	1-2-1	0-1-2	23-26
1983-84	4-3-0	2-1-0	2-2-0	28-27
1984-85	2-5-0	1-3-0	1-2-0	25-34
1985-86	4-2-1	2-1-0	2-1-1	28-22
1986-87	3-4-0	2-2-0	1-2-0	34-31
1987-88	1-6-0	0-3-0	1-3-0	21-38
1988-89	4-1-2	3-0-1	1-1-1	29-24
1989-90	2-4-1	1-2-0	1-2-1	22-29
1990-91	4-3-0	4-0-0	0-3-0	37-31
1991-92	2-5-0	1-2-0	1-3-0	20-31
1992-93	6-2-1	3-1-0	3-1-1	33-25
1993-94	1-2-1	1-0-1	0-2-0	10-17
1994-95	1-0-2	1-0-0	0-0-2	11-8
1995-96	2-1-1	1-1-0	1-0-1	11-9
1996-97	1-3-0	0-2-0	1-1-0	12-13
1997-98	2-2-0	1-1-0	1-1-0	8-10
<b>TOTAL</b>	<b>59-54-16</b>	<b>37-23-4</b>	<b>22-31-12</b>	<b>482-469</b>

# Pittsburgh vs. New Jersey

1997-98	GP	W	L	T	PTS	GF	GA	PPG	SHG	PEN	PIM
PITTSBURGH	4	2	2	0	4	8	10	2-16	1	28	84
NEW JERSEY	4	2	2	0	4	10	8	0-15	1	30	110

## AT PITTSBURGH (1-1-0)

### AT NEW JERSEY (1-1-0)

Dec. 4	NEW JERSEY (BRODEUR)	4	at	Pittsburgh (Barrasso)	0	WG - Guerin
Jan. 7	Pittsburgh (Skudra)	1	at	NEW JERSEY (BRODEUR)	3	WG - McKay
Jan. 10	New Jersey (Brodeur)	1	at	PITTSBURGH (SKUDRA)	4	WG - Barnes
Jan. 22	PITTSBURGH (BARRASSO)	3	at	New Jersey (Brodeur)	2	WG - Barnes

Wregget replaced Skudra at 57:05 on Jan. 7

Skudra replaced Wregget at 57:25 on Jan. 7

Dunham replaced Brodeur at 40:00 on Jan. 10

## GOALS & SHOTS BY PERIOD

	1 <sup>ST</sup>	2 <sup>ND</sup>	3 <sup>RD</sup>	OT	TOTAL
PITTSBURGH	2-33	5-38	1-32	—	8-103
NEW JERSEY	1-29	4-34	5-42	—	10-105

PITTSBURGH	GP	G	A	PTS	PIM	SOG	+/-	NEW JERSEY	GP	G	A	PTS	PIM	SOG	+/-
Barnes	4	4	1	5	2	20	+1	Stevens	4	1	2	3	0	6	+3
Jagr	4	1	4	5	4	10	-3	Gilmour	4	0	3	3	12	5	+1
Hicks	3	1	1	2	2	4	-3	Rolston	4	2	0	2	0	9	+3
Hatcher	4	1	1	2	4	9	-3	Arnott	3	1	1	2	2	8	-1
Lang	4	1	1	2	0	4	-4	Carpenter	4	1	1	2	0	7	+3
Francis	4	0	2	2	0	5	-1	McKay	4	1	1	2	2	7	+1
Werenka	4	0	2	2	2	5	+1	Dean	3	0	2	2	0	2	+1
Straka	2	0	1	1	0	2	-1	Guerin	1	1	0	1	7	3	+1
Brown	4	0	1	1	2	8	-1	Morrison	1	1	0	1	0	1	+1
Dome	1	0	0	0	0	1	E	Elias	4	1	0	1	0	3	+2
P.Ferraro	1	0	0	0	0	1	E	Niedermayer	4	1	0	1	2	8	+2
Olczyk	1	0	0	0	0	1	E	Thomas	1	0	1	1	0	1	E
Wregget	1	0	0	0	0	0	-	Pandolfo	2	0	1	1	0	2	+2
Barrasso	2	0	0	0	0	0	-	Bodger	3	0	1	1	0	2	+1
C.Ferraro	2	0	0	0	2	3	E	Holik	4	0	1	1	4	12	+1
Skudra	2	0	0	0	0	0	-	Odelein	4	0	1	1	9	3	+2
Wilkinson	2	0	0	0	0	0	E	Bombardir	1	0	0	0	0	0	+1
Johansson	3	0	0	0	2	3	-1	Dunham	1	0	0	0	0	0	-
Moran	3	0	0	0	0	2	E	Sutton	1	0	0	0	2	1	E
Siegr	3	0	0	0	9	7	-6	Sykora	1	0	0	0	0	2	-2
Valk	3	0	0	0	0	4	E	Zelepukin	1	0	0	0	0	0	E
Kasparaitis	4	0	0	0	16	2	-1	Daniels	3	0	0	0	20	2	-1
Morozov	4	0	0	0	0	2	E	Oliwa	3	0	0	0	42	5	E
Olausson	4	0	0	0	2	3	+1	Andreychuk	4	0	0	0	2	7	-1
Tamer	4	0	0	0	31	6	-1	Brodeur	4	0	0	0	0	0	-
Wright	4	0	0	0	4	1	E	Pederson	4	0	0	0	2	2	-1
								Souray	4	0	0	0	4	7	-1
<b>TOTAL</b>	<b>4</b>	<b>(8-14-22)</b>	<b>84</b>	<b>103</b>				<b>TOTAL</b>	<b>4</b>	<b>(10-15-25)</b>	<b>110</b>	<b>105</b>			

GOALTENDERS	GP	MP	GF	GA	ENG	SO	AVG	SHOTS	SVPCT	W-L-T
Wregget (P)	1	0:20	0	0	0	0	0.00	1	1.000	0-0-0
Skudra (P)	2	119:22	5	3	1	0	1.51	57	.947	1-1-0
Barrasso (P)	2	119:10	3	5	1	0	2.52	45	.889	1-1-0
<b>PITTS. TOTALS</b>	<b>4</b>	<b>240:00</b>	<b>8</b>	<b>10</b>	<b>2</b>	<b>0</b>	<b>2.50</b>	<b>105</b>	<b>.905</b>	<b>2-2-0</b>
Dunham (NJ)	1	20:00	1	0	0	0	0.00	12	1.000	0-0-0
Brodeur (NJ)	4	218:43	9	8	0	1	2.19	91	.912	2-2-0
<b>NEW JERSEY TOTALS</b>	<b>4</b>	<b>240:00</b>	<b>10</b>	<b>8</b>	<b>0</b>	<b>1</b>	<b>2.00</b>	<b>103</b>	<b>.922</b>	<b>2-2-0</b>

## POWER PLAY GOALS:

PITTSBURGH (2 for 16) - Barnes - 2  
NEW JERSEY (0 for 15)

## SHORT HANDED GOALS:

PITTSBURGH (1) - Hatcher  
NEW JERSEY (1) - Carpenter

## HAT TRICKS:

PITTSBURGH (1) - Barnes (Jan. 10)

## 1998-99 SCHEDULE

Oct. 14 @ NEW JERSEY (7:30pm)

Nov. 13 @ NEW JERSEY (7:30pm)

Mar. 9 @ PITTSBURGH (7:30pm)

Apr. 3 @ PITTSBURGH (7:30pm)

# NEW YORK ISLANDERS



**Mike Milbury**



## TEAM INFORMATION

Location: Nassau Coliseum, Uniondale, New York  
 Founded: 1972  
 Owner: Steve Gluckstern and Howard Milstein  
 President: David Selain  
 General Manager and Head Coach: Mike Milbury  
 NHL Career Record (Seasons): 134-131-42 (5)  
 Associate Coach: Lorne Henning  
 Assistant Coach: Wayne Flemming, Stefan Lunnar and Greg Cronin  
 Director of Media/Public Relations: Chris Botta  
 Media Relations Assistant: Jason Lagnese  
 Head Trainer: Rich Campbell

Arena (Capacity): Nassau Veterans Memorial Coliseum (16,297)  
 General Office Phone: (516) 794-4100  
 Press Box Phone: (516) 542-9335  
 FAX Phone: (516) 542-9348  
 Starting Times of Games: M-F: 7:35 pm, Sat.-Sun.: 7:05 pm  
 Team Colors: Orange, Blue and White  
 Radio: 92.7 FM WLJR  
 Commercial TV: None  
 Cable: Fox Sports New York

## VS. PITTSBURGH PENGUINS

All-Time NHL Record: 928-839-291  
 1997-98 Record: 30-41-11  
 1997-98 Finish: 4<sup>th</sup> (Atlantic Division)  
 1998 Playoff Record: Did Not Qualify  
 1997-98 Top Scorer: Zigmund Palffy (45-42-87)  
 Stanley Cup Titles: Four (1980, 1981, 1982 and 1983)  
 All-Time Islanders Scorer vs Pittsburgh: Bryan Trottier (82gp, 47-58-103)  
 All-Time Pittsburgh Scorer vs Islanders: Mario Lemieux (59gp, 42-74-116)  
 Longest Islanders Win Streak vs Pittsburgh: 6, Dec. 20, 1983-Nov. 10, 1984  
 Longest Pittsburgh Win Streak vs Islanders: 4, Dec. 3, 1988-Jan. 10, 1989; Mar. 12, 1992-Dec. 1, 1992  
 Longest Islanders Undeclared Streak vs Pittsburgh: 9, Feb. 1, 1986-Mar. 10, 1987 (7-0-2)  
 Longest Pittsburgh Undeclared Streak vs Islanders: 9, Oct. 17, 1972-Mar. 20, 1974 (6-0-3)  
 Last Pittsburgh Win at Home: Dec. 29, 1997 (5-1) (0-1-0 since last win)  
 Last Islanders Win at Home: Mar. 26, 1998 (4-3) (0-0-0 since last win)  
 Last Pittsburgh Win at Islanders: Jan. 6, 1998 (4-2) (0-1-0 since last win)  
 Last Islanders Win at Pittsburgh: Feb. 2, 1998 (4-2) (0-0-0 since last win)  
 Most Goals by Pittsburgh vs Islanders: 9, Dec. 13, 1972 (P, 9-1)  
 Most Goals by Islanders vs Pittsburgh: 11, Dec. 20, 1983 (NY, 11-3)  
 Most Goals by Both Teams: 15, Feb. 6, 1990 (NY, 8-7)  
 Last Pittsburgh Shutout vs Islanders: Nov. 3, 1992 (2-0) - Tom Barrasso  
 Last Islanders Shutout vs Pittsburgh: Jan. 9, 1986 (9-0) - Kelly Hrudey  
 Last Pittsburgh Hat Trick vs Islanders: Dec. 29, 1997 - Ron Francis  
 Last Islanders Hat Trick vs Pittsburgh: Feb. 20, 1993 - Pierre Turgeon  
 Last Pittsburgh Trade with Islanders: Nov. 17, 1996, Darius Kasparaitis and Andreas Johansson to Pittsburgh for Bryan Smolinski  
 Overtime Record vs Pittsburgh: 3-2-7

YEAR	TOTAL	HOME	ROAD	GF-GA
1972-73	4-0-1	2-0-1	2-0-0	22-4
1973-74	2-1-2	0-0-2	2-1-0	9-8
1974-75	2-2-0	2-0-0	0-2-0	15-10
1975-76	1-2-1	1-1-0	0-1-1	15-21
1976-77	2-2-0	1-1-0	1-1-0	11-13
1977-78	1-2-1	1-0-1	0-2-0	14-15
1978-79	0-1-3	0-1-1	0-0-2	11-13
1979-80	1-0-3	0-0-2	1-0-1	10-9
1980-81	2-1-1	2-0-0	0-1-1	19-16
1981-82	2-6-0	2-2-0	0-4-0	22-40
1982-83	2-5-0	1-2-0	1-3-0	13-29
1983-84	1-6-0	0-4-0	1-2-0	26-38
1984-85	2-5-0	2-1-0	0-4-0	20-30
1985-86	1-5-1	1-2-1	0-3-0	21-38
1986-87	0-5-2	0-2-1	0-3-1	19-29
1987-88	4-2-1	2-1-1	2-1-0	32-28
1988-89	4-2-1	3-0-0	1-2-1	32-26
1989-90	3-3-1	3-1-0	0-2-1	32-35
1990-91	5-2-0	2-1-0	3-1-0	33-23
1991-92	5-1-1	2-1-1	3-0-0	39-31
1992-93	4-3-0	2-2-0	2-1-0	26-21
1993-94	2-2-0	0-2-0	2-0-0	11-14
1994-95	3-1-0	2-0-0	1-1-0	16-10
1995-96	3-1-0	1-1-0	2-0-0	19-16
1996-97	2-2-0	1-1-0	1-1-0	12-14
1997-98	2-2-0	1-1-0	1-1-0	14-11
<b>TOTAL</b>	<b>60-64-19</b>	<b>34-27-11</b>	<b>26-37-8</b>	<b>513-542</b>

# Pittsburgh vs. NY Islanders

1997-98	GP	W	L	T	PTS	GF	GA	PPG	SHG	PEN	PIM
PITTSBURGH	4	2	2	0	4	14	11	7-22	0	24	75
NY ISLANDERS	4	2	2	0	4	11	14	2-15	0	29	80

### AT PITTSBURGH (1-1-0)

### AT NY ISLANDERS (1-1-0)

Dec. 29	NY Islanders (Salo)	1	at	PITTSBURGH (BARRASSO)	5	WG - Francis
Jan. 6	PITTSBURGH (SKUDRA)	4	at	NY Islanders (Fichaud)	2	WG - Hatcher
Feb. 2	NY ISLANDERS (SALO)	4	at	Pittsburgh (Barrasso)	2	WG - Kruse
Mar. 26	Pittsburgh (Skudra)	3	at	NY ISLANDERS (SALO)	4	WG - Smolinski

Skudra replaced Barrasso at 20:00 on Dec. 29  
Fichaud replaced Salo at 30:25 on Dec. 29

### GOALS & SHOTS BY PERIOD

	1 <sup>ST</sup>	2 <sup>ND</sup>	3 <sup>RD</sup>	OT	TOTAL
PITTSBURGH	6-36	6-40	2-40	---	14-116
NY ISLANDERS	4-30	6-29	1-23	---	11-82

PITTSBURGH	GP	G	A	PTS	PIM	SOG	+/-	ISLANDERS	GP	G	A	PTS	PIM	SOG	+/-
Jagr	4	2	6	8	2	16	+3	Reichel	4	1	3	4	2	11	+1
Francis	4	3	4	7	0	12	+3	Smolinski	4	2	1	3	0	6	+3
Hatcher	4	3	4	7	14	10	+2	Berard	3	1	2	3	0	8	+2
Barnes	4	2	4	6	0	5	+3	Paffy	4	1	2	3	2	8	E
Lang	3	1	1	2	2	5	E	Kruse	3	2	0	2	6	2	+2
Brown	4	1	1	2	12	5	-1	Jonsson	4	2	0	2	0	5	+2
Olausson	4	0	2	2	0	3	E	Chebaturkin	1	0	2	2	0	0	+1
Dome	3	1	0	1	0	5	E	Nemchinov	4	0	2	2	2	7	E
Sleggr	4	1	0	1	4	10	-1	Dawe	1	1	0	1	4	1	+2
Moran	3	0	1	1	4	4	E	Linden	1	1	0	1	2	4	E
Straka	3	0	1	1	2	3	-2	Plante	1	0	1	1	2	1	+1
Tamer	4	0	1	1	11	7	-3	Sacco	3	0	1	1	0	1	+2
P.Ferraro	1	0	0	0	0	4	E	Lapointe	3	0	1	1	4	2	-2
Pronger	1	0	0	0	2	1	-1	Pilon	4	0	1	1	27	3	-2
Wilkinson	1	0	0	0	0	0	E	Belanger	1	0	0	0	0	0	E
Barrasso	2	0	0	0	0	0	-	Haggerty	1	0	0	0	0	0	-1
C.Ferraro	2	0	0	0	0	3	E	Houda	1	0	0	0	0	0	-1
Olczyk	2	0	0	0	0	11	-2	Jackson	1	0	0	0	0	0	E
Hicks	3	0	0	0	0	2	-2	Libby	1	0	0	0	0	0	E
Johansson	3	0	0	0	4	3	-1	Schultz	1	0	0	0	0	0	-1
Morozov	3	0	0	0	0	0	-4	Strudwick	1	0	0	0	0	0	E
Skudra	3	0	0	0	2	0	-	Chara	2	0	0	0	0	0	+1
Kasparaitis	4	0	0	0	6	4	-1	Fichaud	2	0	0	0	0	0	-
Werenka	4	0	0	0	0	2	-1	Cirean	2	0	0	0	0	1	+2
Wright	4	0	0	0	10	1	-2	Green	2	0	0	0	6	1	+2
								Webb	2	0	0	0	2	0	+1
								Bertuzzi	3	0	0	0	4	5	-2
								Lachance	3	0	0	0	0	1	+2
								McCabe	3	0	0	0	15	3	E
								Salo	3	0	0	0	0	0	-
								Chorske	4	0	0	0	4	5	-1
								Czerkawski	4	0	0	0	0	1	-1
								Hough	4	0	0	0	0	0	-2
<b>TOTAL</b>	<b>4</b>	<b>(14-25-39)</b>	<b>75</b>	<b>116</b>				<b>TOTAL</b>	<b>4</b>	<b>(11-16-27)</b>	<b>80</b>	<b>82</b>			

GOALTENDERS	GP	MP	GF	GA	ENG	SO	AVG	SHOTS	SVPCT	W-L-T
Skudra (P)	3	158:40	11	6	0	0	2.27	56	.893	2-1-0
Barrasso (P)	2	77:47	3	5	0	0	3.86	26	.808	0-1-0
<b>PITTS. TOTALS</b>	<b>4</b>	<b>240:00</b>	<b>14</b>	<b>11</b>	<b>0</b>	<b>0</b>	<b>2.75</b>	<b>82</b>	<b>.866</b>	<b>2-2-0</b>
Fichaud (NYI)	2	88:57	2	4	1	0	2.70	39	.897	0-1-0
Salo (NYI)	3	150:25	9	9	0	0	3.59	76	.882	2-1-0
<b>NY ISLANDERS TOTALS</b>	<b>4</b>	<b>240:00</b>	<b>11</b>	<b>14</b>	<b>1</b>	<b>0</b>	<b>3.50</b>	<b>116</b>	<b>.879</b>	<b>2-2-0</b>

**POWER PLAY GOALS:** PITTSBURGH (7 for 22) - Barnes-2, Hatcher-2, Jagr-2, Francis

NY ISLANDERS (2 for 15) - Paffy, Smolinski

**HAT TRICKS:** PITTSBURGH (1) - Francis (Dec. 29)

### 1998-99 SCHEDULE

Oct. 10 @ NY ISLANDERS (7:00pm)  
 Nov. 10 @ PITTSBURGH (7:30pm)  
 Jan. 21 @ PITTSBURGH (7:30pm)  
 Feb. 17 @ NY ISLANDERS (7:30pm)  
 Apr. 17 @ PITTSBURGH (1:30pm)

# NEW YORK RANGERS



**John Muckler**



## TEAM INFORMATION

**Location:** Madison Square Garden, 2 Penn Plaza,  
14<sup>th</sup> Floor, New York, NY 10121

**Founded:** 1926

**Owner:** Cablevision Systems Corp.

**Governor:** David W. Checketts

**President and General Manager:** Neil Smith

**Vice President:** Francis P. Murphy

**Head Coach:** John Muckler

**NHL Career Record (Seasons):** 214-212-62 (7)

**Assistant Coaches:** Craig MacTavish, Keith Acton, Charlie Huddy

**Director of Public Relations:** John Rosasco

**Assistant Director of Public Relations:** Rob Koch

**Public Relations Assistant:** Jeff Schwartzberg

**Athletic Trainer:** Jim Ramsay

**Arena (Capacity):** Madison Square Garden (18,200)

**General Office Phone:** (212) 465-6486

**Press Box Phone:** (212) 465-5320

**FAX Phone:** (212) 465-6494

**Starting Times of Games:** 7:30 pm, Sun. 1:30 or 3:00 pm.

**Team Colors:** Red, White and Blue

**Radio:** WFAN Radio Network 660 AM and 1050 AM

**Commercial TV:** None

**Cable:** Madison Square Garden Network

## VS. PITTSBURGH PENGUINS

**All-Time NHL Record:** 2041-2028-759

**1997-98 Record:** 25-39-18

**1997-98 Finish:** 5<sup>th</sup> (Atlantic Division)

**1998 Playoff Record:** Did Not Qualify

**1997-98 Top Scorer:** Wayne Gretzky (23-67-90)

**Stanley Cup Titles:** Four (1928, 1933, 1940 and 1994)

**All-Time Rangers Scorer vs Pittsburgh:** Rod Gilbert  
(44gp, 18-40-58)

**All-Time Pittsburgh Scorer vs Rangers:** Mario Lemieux  
(61gp, 53-66-119)

**Longest Rangers Win Streak vs Pittsburgh:** 5, Nov. 18, 1973-  
Nov. 24, 1974

**Longest Pittsburgh Win Streak vs Rangers:** 4, Mar. 12, 1994-  
Apr. 18, 1995; Nov. 14, 1989-Jan. 8, 1990

**Longest Rangers Undeclared Streak vs Pittsburgh:** 12, Jan. 7,  
1970-Oct. 30, 1971 (8-0-4)

**Longest Pittsburgh Undeclared Streak vs Rangers:** 6, Nov. 14,  
1989-Feb. 14, 1990 (5-0-1)

**Last Pittsburgh Win at Home:** Nov. 22, 1997 (4-3)  
(0-0-1 since last win)

**Last Rangers Win at Home:** Nov. 14, 1997 (3-1)  
(0-0-0 since last win)

**Last Pittsburgh Win at Rangers:** Oct. 14, 1997 (1-0)  
(0-1-0 since last win)

**Last Rangers Win at Pittsburgh:** Jan. 25, 1997 (7-4)  
(0-1-1 since last win)

**Most Goals by Pittsburgh vs Rangers:** 10, Apr. 9, 1993 (P, 10-4)

**Most Goals by Rangers vs Pittsburgh:** 11, Nov. 25, 1992 (NY, 11-3)

**Most Goals by Both Teams:** 14, Mar. 2, 1975 (NY, 8-6); Nov. 25,  
1992 (NY, 11-3); Apr. 9, 1993 (P, 10-4)

**Last Pittsburgh Shutout vs Rangers:** Oct. 14, 1997 (1-0) -  
Tom Barrasso

**Last Rangers Shutout vs Pittsburgh:** Mar. 24, 1997 (3-0) -  
Mike Richter

**Last Pittsburgh Hat Trick vs Rangers:** Apr. 9, 1993 - Mario Lemieux

**Last Rangers Hat Trick vs Pittsburgh:** Oct. 16, 1996 - Alexei Kovalev

**Last Pittsburgh Trade with Rangers:** August 31, 1995, Sergei Zubov  
and Petr Nedved to Pittsburgh for Luc Robitaille and the rights to  
Ulf Samuelsson

**Overtime Record vs Pittsburgh:** 3-7-8

YEAR	TOTAL	HOME	ROAD	GF-GA
1967-68	0-3-1	0-1-1	0-2-0	7-15
1968-69	1-5-0	1-2-0	0-3-0	16-27
1969-70	1-4-1	0-3-0	1-1-1	7-18
1970-71	0-5-1	0-3-0	0-2-1	7-24
1971-72	1-3-2	1-1-1	0-2-1	12-22
1972-73	2-3-0	1-1-0	1-2-0	16-24
1973-74	1-4-0	0-3-0	1-1-0	12-25
1974-75	2-2-0	1-1-0	1-1-0	22-20
1975-76	3-1-0	2-0-0	1-1-0	23-12
1976-77	2-1-1	0-1-1	2-0-0	12-8
1977-78	2-0-2	1-0-1	1-0-1	16-12
1978-79	2-2-0	1-1-0	1-1-0	15-7
1979-80	2-2-0	1-1-0	1-1-0	15-14
1980-81	2-1-1	1-1-0	1-0-1	17-14
1981-82	3-4-1	1-2-1	2-2-0	32-35
1982-83	1-5-1	1-2-1	0-3-0	19-34
1983-84	2-5-0	1-2-0	1-3-0	25-35
1984-85	3-4-0	2-2-0	1-2-0	29-34
1985-86	4-2-1	1-1-1	3-1-0	28-24
1986-87	2-3-2	1-2-1	1-1-1	23-26
1987-88	3-2-2	2-0-1	1-2-1	29-27
1988-89	3-3-1	2-1-1	1-2-0	32-32
1989-90	5-1-1	2-0-1	3-1-0	34-23
1990-91	4-3-0	2-2-0	2-1-0	32-28
1991-92	2-5-0	1-2-0	1-3-0	25-32
1992-93	5-2-0	2-1-0	3-1-0	31-24
1993-94	2-2-0	2-0-0	0-2-0	15-13
1994-95	3-0-0	2-0-0	1-0-0	13-10
1995-96	2-2-0	1-1-0	1-1-0	19-18
1996-97	0-4-0	0-2-0	0-2-0	8-26
1997-98	2-1-1	1-0-1	1-1-0	8-8
<b>TOTAL</b>	<b>67-84-19</b>	<b>34-39-12</b>	<b>33-45-7</b>	<b>599-671</b>



## Pittsburgh vs. NY Rangers

1997-98	GP	W	L	T	PTS	GF	GA	PPG	SHG	PEN	PIM
PITTSBURGH	4	2	1	1	5	8	8	1-17	1	17	34
NY RANGERS	4	1	2	1	3	8	8	3-14	0	20	40

### AT PITTSBURGH (1-0-1)

#### AT NY RANGERS (1-1-0)

Oct. 14	PITTSBURGH (BARRASSO)	1	at	NY Rangers (Richter)	0	WG - Francis
Nov. 14	Pittsburgh (Barrasso)	1	at	NY RANGERS (RICHTER)	3	WG - Kovalev
Nov. 22	NY Rangers (Richter)	3	at	PITTSBURGH (BARRASSO)	4	WG - Jagr *
Mar. 28	NY Rangers (Cloutier)	2	at	Pittsburgh (Skudra)	2	

\* - Jagr scored at 0:25 of overtime on Nov. 22

### GOALS & SHOTS BY PERIOD

	1 <sup>ST</sup>	2 <sup>ND</sup>	3 <sup>RD</sup>	OT	TOTAL
PITTSBURGH	1-38	5-40	1-30	1-3	8-111
NY RANGERS	2-22	2-49	4-34	0-3	8-108

PITTSBURGH	GP	G	A	PTS	PIM	SOG	+/-	RANGERS	GP	G	A	PTS	PIM	SOG	+/-
Straka	4	1	2	3	0	4	E	Kovalev	4	3	1	4	0	15	E
Jagr	3	1	1	2	2	10	+4	Lafontaine	3	1	2	3	0	7	+1
Brown	4	1	1	2	2	7	-1	Sweeney	3	1	2	3	2	8	+2
Werenka	4	1	1	2	0	7	+1	Leetch	4	1	2	3	2	19	+1
Slegr	3	0	2	2	4	3	+3	Karpovtsev	3	0	2	2	0	2	+1
Johansson	2	1	0	1	0	2	+2	Graves	3	1	0	1	6	6	E
Barnes	4	1	0	1	4	10	E	Keane	3	1	0	1	2	3	-1
Francis	4	1	0	1	0	13	+2	Berg	4	0	1	1	0	7	-2
Hicks	4	1	0	1	2	7	-1	Gretzky	4	0	1	1	0	7	-2
Hatcher	2	0	1	1	0	2	+1	Sundstrom	4	0	1	1	2	2	+1
Wilkinson	2	0	1	1	4	3	E	Cloutier	1	0	0	0	0	0	-
P.Ferraro	3	0	1	1	0	1	+1	Errey	1	0	0	0	2	0	-2
Olczyk	3	0	1	1	0	5	E	Goneau	1	0	0	0	0	0	E
C.Ferraro	4	0	1	1	0	5	+1	Lidster	1	0	0	0	0	0	E
Dome	1	0	0	0	0	1	E	Smith	1	0	0	0	0	0	+1
Lang	1	0	0	0	0	1	E	Eastwood	2	0	0	0	0	1	E
Pronger	1	0	0	0	0	3	-1	Langdon	2	0	0	0	0	0	E
Skudra	1	0	0	0	0	0	-	Lindborn	2	0	0	0	2	0	E
Valk	2	0	0	0	4	5	E	Savard	2	0	0	0	0	2	E
Barrasso	3	0	0	0	0	0	-	Stock	2	0	0	0	2	2	-1
Gronman	3	0	0	0	6	7	+1	Beukeboom	3	0	0	0	2	2	+1
Morozov	3	0	0	0	0	2	-1	Richter	3	0	0	0	0	0	-
Tamer	3	0	0	0	2	1	E	Skrudland	3	0	0	0	4	1	-1
Kasparaitis	4	0	0	0	2	2	-2	Driver	4	0	0	0	2	7	-1
Olausson	4	0	0	0	2	6	-1	Finley	4	0	0	0	0	3	-4
Wright	4	0	0	0	0	4	-1	Samuelsson	4	0	0	0	4	4	-3
								Stevens	4	0	0	0	8	10	-1
<b>TOTAL</b>	<b>4</b>	<b>(8-12-20)</b>	<b>34</b>	<b>111</b>				<b>TOTAL</b>	<b>4</b>	<b>(8-12-20)</b>	<b>40</b>	<b>108</b>			

GOALTENDERS	GP	MP	GF	GA	ENG	SO	AVG	SHOTS	SVPCT	W-L-T
Barrasso (P)	3	180:11	6	5	1	1	1.66	82	.939	2-1-0
Skudra (P)	1	64:56	2	2	0	0	1.85	25	.920	0-0-1
<b>PITTS. TOTAL</b>	<b>4</b>	<b>245:25</b>	<b>8</b>	<b>8</b>	<b>1</b>	<b>1</b>	<b>1.96</b>	<b>108</b>	<b>.926</b>	<b>2-1-1</b>

Cloutier (NYR)	1	65:00	2	2	0	0	1.85	34	.941	0-0-1
Richter (NYR)	3	179:04	6	6	0	0	2.01	77	.922	1-2-0
<b>NY RANGERS TOTALS</b>	<b>4</b>	<b>245:25</b>	<b>8</b>	<b>8</b>	<b>0</b>	<b>0</b>	<b>1.96</b>	<b>111</b>	<b>.928</b>	<b>1-2-1</b>

**POWER PLAY GOALS:** PITTSBURGH (1 for 17) - Werenka  
 NY RANGERS (3 for 14) - Graves, Kovalev, Lafontaine  
**SHORT HANDED GOALS:** PITTSBURGH (1) - Johansson

### 1998-99 SCHEDULE

Oct. 17 @ PITTSBURGH (7:30pm)  
 Nov. 27 @ PITTSBURGH (7:30pm)  
 Feb. 19 @ NY RANGERS (7:30pm)  
 Mar. 21 @ NY RANGERS (3:00pm)  
 Apr. 18 @ NY RANGERS (3:00pm)

# OTTAWA SENATORS



**Jacques Martin**



## TEAM INFORMATION

**Location:** Corel Center, 1000 Promenade Palladium Dr., Kanata, Ontario K2V 1A4

**Founded:** 1990

**Owner/Governor:** Rod Bryden

**President:** Roy Mlakar

**General Manager:** Rick Dudley

**Head Coach:** Jacques Martin

**NHL Career Record (Seasons):** 141-164-57 (5)

**Assistant Coaches:** Perry Pearn

**Vice President, Communications:** Phil Legault

**Director, Media Relations:** Morgan Quarry

**Manager, Media Relations:** Steve Keogh

**Head Athletic Trainer:** Kevin Wagner

**Arena (Capacity):** Corel Centre (18,500)

**General Office Phone:** (613) 599-0250

**Press Box Phone:** (613) 599-4675

**FAX Phone:** (613) 591-8930

**Starting Times of Games:** 7:00 pm; 7:30 pm; 2:00 pm

**Team Colors:** Red, Gold and Black

**Radio:** OSR 1200

**Cable TV:** CTV Sportsnet

## VS. PITTSBURGH PENGUINS

**All-Time NHL Record:** 116-293-53

**1997-98 Record:** 34-33-15

**1997-98 Finish:** 5th (Northeast Division)

**1998 Playoff Record:** Won, New Jersey, 4-3, Eastern Conference Quarterfinals; Lost, Washington, 4-1, Eastern Conference Semifinals

**1997-98 Top Scorer:** Alexei Yashin (33-39-72)

**Stanley Cup Titles:** None

**All-Time Ottawa Scorer vs Pittsburgh:** Alexei Yashin (24gp, 5-12-17)

**All-Time Pittsburgh Scorer vs Ottawa:** Jaromir Jagr (26gp, 17-20-37)

**Longest Ottawa Win Streak vs Pittsburgh:** 1, Feb. 25, 1993; Oct. 11, 1996; Apr. 9, 1997

**Longest Pittsburgh Win Streak vs Ottawa:** 14, Jan. 3, 1994-Apr. 11, 1996

**Longest Ottawa Undefeated Streak vs Pittsburgh:** 4, Jan. 20, 1998-Apr. 9, 1998 (1-0-3)

**Longest Pittsburgh Undefeated Streak vs Ottawa:** 15, Nov. 27, 1994-Apr. 11, 1996 (14-0-1)

**Last Pittsburgh Win at Home:** Apr. 5, 1997 (5-2) (0-0-2 since last win)

**Last Ottawa Win at Home:** Apr. 9, 1998 (4-1) (0-0-0 since last win)

**Last Pittsburgh Win at Ottawa:** Nov. 20, 1997 (2-0) (0-1-1 since last win)

**Last Ottawa Win at Pittsburgh:** None (0-12-3)

**Most Goals by Pittsburgh vs Ottawa:** 7, Oct. 27, 1992 (P, 7-2); Nov. 8, 1995 (P, 7-1); Nov. 28, 1995 (P, 7-2); Nov. 2, 1996 (P, 7-3)

**Most Goals by Ottawa vs Pittsburgh:** 4, Jan. 27, 1995 (P, 5-4); Mar. 30, 1993 (P, 6-4); Apr. 9, 1998 (O, 4-1)

**Most Goals by Both Teams:** 10, Mar. 30, 1993 (P, 6-4); Nov. 2, 1996 (P, 7-3)

**Last Pittsburgh Shutout vs Ottawa:** Jan. 20, 1998 (0-0) - Tom Barrasso

**Last Ottawa Shutout vs Pittsburgh:** Jan. 20, 1998 (0-0) - Damien Rhodes

**Last Pittsburgh Hat Trick vs Ottawa:** Nov. 2, 1996 - Jaromir Jagr

**Last Ottawa Hat Trick vs Pittsburgh:** None

**Last Pittsburgh Trade with Ottawa:** Mar. 1, 1996, Dave McLlwain to Pittsburgh for eighth round choice in 1996

**Overtime Record vs Pittsburgh:** 0-0-5

YEAR	TOTAL	HOME	ROAD	GF-GA
1992-93	3-1-0	2-0-0	1-1-0	20-9
1993-94	4-0-1	2-0-1	2-0-0	19-6
1994-95	4-0-0	2-0-0	2-0-0	18-12
1995-96	6-0-0	3-0-0	3-0-0	32-11
1996-97	4-1-1	3-0-0	1-1-1	24-15
1997-98	1-1-3	0-0-2	1-1-1	6-7
<b>TOTAL</b>	<b>22-3-5</b>	<b>12-0-3</b>	<b>10-3-2</b>	<b>119-60</b>

### 1998-99 SCHEDULE

Nov. 5 @ OTTAWA (7:30pm)  
 Dec. 26 @ PITTSBURGH (7:30pm)  
 Mar. 30 @ PITTSBURGH (7:30pm)  
 Apr. 1 @ OTTAWA (7:30pm)

## Pittsburgh vs. Ottawa

1997-98	GP	W	L	T	PTS	GF	GA	PPG	SHG	PEN	PIM
PITTSBURGH	5	1	1	3	5	6	7	2-26	0	31	62
OTTAWA	5	1	1	3	5	7	6	1-24	0	34	68

### AT PITTSBURGH (0-0-2)

#### AT OTTAWA (1-1-1)

Nov. 20	PITTSBURGH (BARRASSO)	2	at	Ottawa (Rhodes)	0	WG - Gronman
Jan. 20	Ottawa (Rhodes)	0	at	Pittsburgh (Barrasso)	0	
Feb. 7	Pittsburgh (Barrasso)	2	at	Ottawa (Rhodes)	2	
Mar. 29	Ottawa (Rhodes)	1	at	Pittsburgh (Skudra)	1	
Apr. 9	Pittsburgh (Wregget)	1	at	OTTAWA (RHODES)	4	WG - Kravchuk

Wregget replaced Skudra at 19:13 on Mar. 29

Skudra replaced Wregget at 20:00 on Mar. 29

### GOALS & SHOTS BY PERIOD

	1 <sup>ST</sup>	2 <sup>ND</sup>	3 <sup>RD</sup>	OT	TOTAL
PITTSBURGH	2-32	2-40	2-37	0-2	6-111
OTTAWA	3-53	0-52	4-52	0-7	7-164

PITTSBURGH	GP	G	A	PTS	PIM	SOG	+/-	OTTAWA	GP	G	A	PTS	PIM	SOG	+/-
Barnes	5	2	1	3	2	10	-2	Arvedson	5	2	1	3	2	14	+3
Francis	5	1	2	3	2	10	-3	Gardiner	3	1	2	3	2	7	+5
Olausson	5	0	3	3	2	5	+1	Redden	5	1	1	2	0	7	+2
Hicks	5	0	2	2	4	8	+2	Alfredsson	4	0	2	2	0	12	E
Gronman	2	1	0	1	0	4	+1	Van Allen	5	0	2	2	2	6	+4
C.Ferraro	4	1	0	1	2	3	+1	Kravchuk	4	1	0	1	2	13	E
Brown	5	1	0	1	6	8	+1	Dackell	5	1	0	1	2	6	-2
P.Ferraro	1	0	1	1	0	0	+1	York	5	1	0	1	12	8	+1
Lang	3	0	1	1	2	2	+1	Lambert	3	0	1	1	4	3	+1
Hatcher	4	0	1	1	2	11	-1	Cunneyworth	4	0	1	1	6	3	E
Morozov	4	0	1	1	0	3	E	Ciernik	1	0	0	0	0	0	E
Pronger	1	0	0	0	0	0	E	Daigle	1	0	0	0	0	1	E
Skudra	1	0	0	0	0	0	-	Prospal	1	0	0	0	0	1	E
Yalk	1	0	0	0	2	0	E	Gustafsson	2	0	0	0	0	4	+1
Wilkinson	1	0	0	0	0	0	E	Falloon	3	0	0	0	0	9	-2
Dome	2	0	0	0	0	5	-2	Laukkanen	3	0	0	0	6	4	-1
Johansson	2	0	0	0	0	2	E	Neckar	3	0	0	0	0	3	-1
Moran	2	0	0	0	0	2	E	McEachern	4	0	0	0	2	15	E
Wregget	2	0	0	0	0	0	-	Pitlick	4	0	0	0	2	5	+2
Barrasso	3	0	0	0	2	0	-	Bonk	5	0	0	0	2	6	-1
Jagr	4	0	0	0	4	6	-3	Murray	5	0	0	0	10	5	E
Kasparaitis	4	0	0	0	4	3	E	Phillips	5	0	0	0	8	11	E
Slegr	4	0	0	0	6	7	-1	Rhodes	5	0	0	0	0	0	-
Olczyk	5	0	0	0	2	8	-2	Yashin	5	0	0	0	4	17	-3
Straka	5	0	0	0	6	7	-2	Zholtok	5	0	0	0	0	4	+1
Tamer	5	0	0	0	10	2	-2	Bench					2		
Werenka	5	0	0	0	4	4	-1								
Wright	5	0	0	0	0	1	E								
<b>TOTAL</b>	<b>5</b>	<b>(6-12-18)</b>	<b>62</b>	<b>111</b>	<b>TOTAL</b>	<b>5</b>	<b>(7-10-17)</b>	<b>68</b>	<b>164</b>						

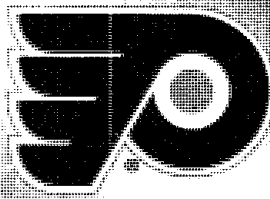
GOALTENDERS	GP	MP	GF	GA	ENG	SO	AVG	SHOTS	SVPCT	W-L-T
Barrasso (P)	3	190:00	4	2	0	2	0.63	102	.980	1-0-2
Skudra (P)	1	64:13	1	1	0	0	0.93	29	.966	0-0-1
Wregget (P)	2	60:32	1	3	1	0	2.97	32	.906	0-1-0
<b>PITTS. TOTALS</b>	<b>5</b>	<b>315:00</b>	<b>6</b>	<b>7</b>	<b>1</b>	<b>2</b>	<b>1.33</b>	<b>164</b>	<b>.940</b>	<b>1-1-3</b>
Rhodes (O)	5	314:36	7	6	0	1	1.14	111	.946	1-1-3
<b>OTTAWA TOTALS</b>	<b>5</b>	<b>315:00</b>	<b>7</b>	<b>6</b>	<b>0</b>	<b>1</b>	<b>1.14</b>	<b>111</b>	<b>.946</b>	<b>1-1-3</b>

**POWER PLAY GOALS:** PITTSBURGH (2 for 26) - Barnes, Gronman  
OTTAWA (1 for 24) - Redden

# PHILADELPHIA FLYERS



Roger Nielson



## TEAM INFORMATION

Location: 3601 Broad St., Philadelphia, PA 19148  
 Founded: 1967  
 Owner/Chairman: Comcast-Spectacor  
 Governor: Ed Snider  
 President and General Manager: Bob Clarke  
 Chief Operating Officer: Ron Ryan  
 Head Coach: Roger Nielson  
 NHL Career Record (Seasons): 377-329-128 (13)  
 Assistant Coaches: Wayne Cashman and Craig Ramsay  
 Director of Public Relations: Zach Hill  
 Athletic Trainer: John Worley  
 Arena (Capacity): First Union Center (19,519)

General Office Phone: (215) 465-4500  
 Press Box Phone: (215) 336-3600 x 2115  
 FAX Phone: (215) 389-9403  
 Starting Times of Games: Week Nights: 7:30 pm,  
 Matinees: 1:00 pm, Sunday Nights: 7:00 pm  
 Team Colors: Black, White and Orange  
 Radio: WIP  
 Commercial TV: UPN 57 WPSG-TV  
 Cable: Comcast SportNet

## VS. PITTSBURGH PENGUINS

All-Time NHL Record: 1216-847-377  
 1997-98 Record: 41-29-11  
 1997-98 Finish: 2nd (Atlantic Division)  
 1998 Playoff Record: Lost, Buffalo, 4-1, Eastern Conference  
 Quarterfinals  
 1997-98 Top Scorer: John LeClair (51-36-87)  
 Stanley Cup Titles: Two (1974 and 1975)  
 All-Time Philadelphia Scorer vs Pittsburgh: Bobby Clarke (76gp,  
 44-64-108)  
 All-Time Pittsburgh Scorer vs Philadelphia: Mario Lemieux (59gp,  
 47-57-104)  
 Longest Philadelphia Win Streak vs Pittsburgh: 11, Dec. 12, 1982-  
 Mar. 29, 1984  
 Longest Pittsburgh Win Streak vs Philadelphia: 4, Jan. 18, 1970-  
 Apr. 1, 1970; Oct. 10, 1991-Nov. 30, 1991; Dec. 15, 1992-Jan.  
 30, 1993  
 Longest Philadelphia Undefeated Streak vs Pittsburgh: 13, Oct.  
 28, 1982-Mar. 28, 1984 (12-0-1)  
 Longest Pittsburgh Undefeated Streak vs Philadelphia: 14, Mar.  
 26, 1991-Jan. 30, 1993 (10-0-4)  
 Last Pittsburgh Win at Home: Mar. 21, 1998 (4-3) (0-0-0 since last  
 win)  
 Last Philadelphia Win at Home: Mar. 8, 1998 (4-3, OT) (0-0-0 since  
 last win)  
 Last Pittsburgh Win at Philadelphia: Feb. 13, 1994 (3-0) (0-8-0  
 since last win)  
 Last Philadelphia Win at Pittsburgh: Feb. 16, 1997 (6-2) (0-3-0  
 since last win)  
 Most Goals by Pittsburgh vs Philadelphia: 11, Nov. 16, 1993 (Pit,  
 11-5)  
 Most Goals by Philadelphia vs Pittsburgh: 13, Mar. 22, 1984 (Phi,  
 13-4)  
 Most Goals by Both Teams: 17, Mar. 22, 1984 (Phi, 13-4)  
 Last Pittsburgh Shutout vs Philadelphia: Dec. 23, 1992 (4-0) - Tom  
 Barraso  
 Last Philadelphia Shutout vs Pittsburgh: Dec. 4, 1982 (0-0) - Pele  
 Lindbergh  
 Last Pittsburgh Hat Trick vs Philadelphia: Jan. 27, 1996 - Mario  
 Lemieux  
 Last Philadelphia Hat Trick vs Pittsburgh: Nov. 21, 1996 - Dale  
 Hawerchuk  
 Last Pittsburgh Trade with Philadelphia: Feb. 19, 1992, Rick  
 Tocchet, Kjell Samuelson, Ken Wregget and a Conditional Draft  
 Choice to Pittsburgh for Mark Recchi, Brian Benning and a First  
 Round Draft Choice  
 Overtime Record vs Pittsburgh: 5-3-8

YEAR	TOTAL	HOME	ROAD	GF-GA
1967-68	4-3-3	2-0-3	2-3-0	20-12
1968-69	1-4-3	1-1-2	0-3-1	13-26
1969-70	5-1-2	3-0-1	2-1-1	27-21
1970-71	1-3-2	1-0-2	0-3-0	13-15
1971-72	3-2-1	3-0-0	0-2-1	17-20
1972-73	2-4-0	2-1-0	0-3-0	20-24
1973-74	2-3-0	1-1-0	1-2-0	15-22
1974-75	1-3-0	1-1-0	0-2-0	11-18
1975-76	0-3-1	0-1-1	0-2-0	13-22
1976-77	1-3-0	1-1-0	0-2-0	3-12
1977-78	0-3-1	0-2-0	0-1-1	7-26
1978-79	1-3-0	1-1-0	0-2-0	6-10
1979-80	0-3-1	0-2-0	0-1-1	9-15
1980-81	0-4-0	0-2-0	0-2-0	10-22
1981-82	2-5-1	2-1-1	0-4-0	30-38
1982-83	1-5-1	1-1-1	0-4-0	16-34
1983-84	0-7-0	0-4-0	0-3-0	21-46
1984-85	2-5-0	2-1-0	0-4-0	19-34
1985-86	0-6-1	0-3-1	0-3-0	16-29
1986-87	1-4-2	1-1-1	0-3-1	22-28
1987-88	2-5-0	2-2-0	0-3-0	24-23
1988-89	4-3-0	2-1-0	2-2-0	28-25
1989-90	3-4-0	2-2-0	1-2-0	24-29
1990-91	2-4-1	0-2-1	2-2-0	24-26
1991-92	5-0-2	3-0-1	2-0-1	36-19
1992-93	5-1-1	3-0-1	2-1-0	35-19
1993-94	2-1-1	1-0-1	1-1-0	21-13
1994-95	1-2-0	1-0-0	0-2-0	8-12
1995-96	2-2-0	2-0-0	0-2-0	20-18
1996-97	1-3-0	1-1-0	0-2-0	9-20
1997-98	2-2-0	2-0-0	0-2-0	14-14
<b>TOTAL</b>	<b>56-101-24</b>	<b>41-32-17</b>	<b>15-69-7</b>	<b>551-692</b>

# Pittsburgh vs. Philadelphia

1997-98	GP	W	L	T	PTS	GF	GA	PPG	SHG	PEN	PIM
PITTSBURGH	4	2	2	0	4	14	14	6-26	1	32	81
PHILADELPHIA	4	2	2	0	4	14	14	5-24	1	34	96

### AT PITTSBURGH (2-0-0) AT PHILADELPHIA (0-2-0)

Oct. 9	Pittsburgh (Barrasso)	1	at	PHILADELPHIA (HEXTALL)	3	WG - Joseph
Mar. 7	Philadelphia (Burke)	4	at	PITTSBURGH (WREGGET)	6	WG - Straka
Mar. 8	Pittsburgh (Wregget)	3	at	PHILADELPHIA (HEXTALL)	4	WG - Daigle *
Mar. 21	Philadelphia (Hextall)	3	at	PITTSBURGH (BARRASSO)	4	WG - Moran

\*. Daigle scored at 4:03 of overtime on Mar. 8  
Hextall replaced Burke at 32:35 on Mar. 7  
Skudra replaced Barrasso at 18:56 on Mar. 21  
Barrasso replaced Skudra at 20:00 on Mar. 21

### GOALS & SHOTS BY PERIOD

	1 <sup>ST</sup>	2 <sup>ND</sup>	3 <sup>RD</sup>	OT	TOTAL
PITTSBURGH	2-27	6-34	6-26	0-2	14-89
PHILADELPHIA	5-33	4-38	4-41	1-3	14-115

PITTSBURGH	GP	G	A	PTS	PIM	SOG	+/-	PHILA.	GP	G	A	PTS	PIM	SOG	+/-
Jagr	4	3	5	8	4	13	+1	Brind'Amour	4	1	5	6	5	5	+2
Francis	4	2	6	8	4	14	+1	Lindros	2	2	2	4	4	6	+2
Straka	4	2	3	5	0	10	+1	Desjardins	3	1	3	4	4	11	-2
Barnes	3	1	4	5	0	8	+2	Coffey	4	0	4	4	0	4	+2
Olausson	4	1	3	4	4	8	+3	Sillinger	3	3	0	3	0	6	-1
Hatcher	4	1	2	3	2	9	+1	Niinimaa	4	0	3	3	4	9	+2
Morozov	4	1	1	2	0	3	E	Leclair	4	2	0	2	0	9	+2
Moran	3	1	0	1	2	1	-1	Podeln	4	2	0	2	4	10	+3
Sleg	4	1	0	1	19	5	-1	Daigle	3	1	1	2	0	7	E
Werenka	4	1	0	1	6	1	-2	Klatt	4	0	2	2	2	7	-3
Olczyk	2	0	1	1	0	1	-1	Therien	4	0	2	2	10	6	-2
Lang	3	0	1	1	0	5	-2	Joseph	1	1	0	1	2	2	+1
Brown	4	0	1	1	0	1	-2	Gratton	4	1	0	1	25	7	-1
P.Ferraro	1	0	0	0	2	0	E	Forbes	3	0	1	1	9	6	-2
Gronman	1	0	0	0	2	0	-1	Zubrus	3	0	1	1	0	4	+1
Hicks	1	0	0	0	0	0	-1	Burke	1	0	0	0	0	0	-
Skudra	1	0	0	0	0	0	-	Darby	1	0	0	0	0	1	E
Valk	1	0	0	0	0	0	-1	Falloon	1	0	0	0	0	3	E
Barrasso	2	0	0	0	0	0	-	Prospal	1	0	0	0	0	1	E
Dome	2	0	0	0	0	1	E	Svoboda	1	0	0	0	2	1	+1
C.Ferraro	2	0	0	0	0	2	-1	Kordic	2	0	0	0	2	0	E
Wilkinson	2	0	0	0	0	1	E	Lacroix	2	0	0	0	20	0	E
Wregget	2	0	0	0	4	0	-	Druce	3	0	0	0	0	3	-2
Johansson	3	0	0	0	2	2	E	Samuelsson	3	0	0	0	0	2	E
Kasparaitis	4	0	0	0	17	3	-1	Hextall	4	0	0	0	0	0	-
Tamer	4	0	0	0	13	1	E	Otto	4	0	0	0	0	4	E
Wright	4	0	0	0	0	0	E	Richardson	4	0	0	0	2	1	E
<b>TOTAL</b>	<b>4</b>	<b>(14-27-41)</b>	<b>81</b>	<b>89</b>				<b>TOTAL</b>	<b>4</b>	<b>(14-24-38)</b>	<b>96</b>	<b>115</b>			

GOALTENDERS	GP	MP	GF	GA	ENG	SO	AVG	SHOTS	SVPCT	W-L-T
Skudra (P)	1	1:04	0	0	0	0	0.00	0	.000	0-0-0
Barrasso (P)	2	118:28	5	5	1	0	2.53	47	.894	1-1-0
Wregget (P)	2	123:51	9	8	0	0	3.88	67	.881	1-1-0
<b>PITTS. TOTALS</b>	<b>4</b>	<b>244:03</b>	<b>14</b>	<b>14</b>	<b>1</b>	<b>0</b>	<b>3.44</b>	<b>115</b>	<b>.878</b>	<b>2-2-0</b>
Hextall (PH)	4	209:41	10	10	1	0	2.86	70	.857	2-2-0
Burke (PH)	1	32:35	4	3	0	0	5.52	18	.833	0-0-0
<b>PHILA. TOTALS</b>	<b>4</b>	<b>244:03</b>	<b>14</b>	<b>14</b>	<b>1</b>	<b>0</b>	<b>3.44</b>	<b>89</b>	<b>.843</b>	<b>0-0-0</b>

**POWER PLAY GOALS:** PITTSBURGH (6 for 26) - Francis-2, Hatcher, Jagr, Olausson, Werenka  
PHILADELPHIA (5 for 24) - Lindros-2, Brind'Amour, Leclair, Sillinger

**SHORT-HANDED GOALS:** PITTSBURGH (1) - Sleg  
PHILADELPHIA (1) - Sillinger

### 1998-99 SCHEDULE

Nov. 3 @ PITTSBURGH (7:30pm)  
Nov. 17 @ PITTSBURGH (7:30pm)  
Feb. 21 @ PHILADELPHIA (8:00pm)  
Mar. 13 @ PITTSBURGH (1:30pm)  
Apr. 8 @ PHILADELPHIA (7:30pm)

# PHOENIX COYOTES



**Jim Schoenfeld**



## TEAM INFORMATION

Location: 9375 E. Bell Rd., Scottsdale, AZ 85260  
 Founded: Winnipeg - WHA - 1972, Winnipeg - NHL - 1979,  
 Phoenix - NHL - 1996  
 CEO and Governor: Richard Burke  
 Owner/ Alternate Governor: Steven Glukstern  
 President: Shawn Hunter  
 General Manager: Bobby Smith  
 Head Coach: Jim Schoenfeld  
 NHL Career Record (Seasons): 217-215-66 (9)  
 Assistant Coaches: John Tortorella and Gordie Roberts  
 Director of Media Relations: Richard Nairn  
 Assistant Director of Media Relations: Jeffrey Hecht

Manager of Media Relations/Publications: Rick Braunstein  
 Athletic Trainer: Gord Hart  
 Arena (Capacity): America West Arena (16,210)  
 General Office Phone: (602) 473-5600  
 Press Box Phone: (602) 514-8266  
 FAX Phone: (602) 473-5640  
 Starting Times of Games: 7:05 pm  
 Team Colors: Black, Brick Red, Hunter Green, Sand, Sienna  
 and Purple  
 Radio: KDKB (93.3 FM) and KDUS-2 (1060 AM)  
 Commercial TV: KTVK Channel 3 and WB Channel 61  
 Cable TV: Fox Sports Arizona

## VS. PITTSBURGH PENGUINS

All-Time NHL Record: 579-732-191  
 1997-98 Record: 35-35-12  
 1997-98 Finish: 4th (Central Division)  
 1998 Playoff Record: Lost, Detroit, 4-2, Western Conference  
 Quarterfinals  
 1997-98 Top Scorer: Keith Tkachuk (40-26-66)  
 Stanley Cup Titles: None  
 All-Time Winnipeg/Phoenix Scorer vs Pittsburgh: Dale Hawerchuk  
 (27gp, 18-13-31)  
 All-Time Pittsburgh Scorer vs Winnipeg/Phoenix: Mario Lemieux  
 (23gp, 19-32-51)  
 Longest Winnipeg/Phoenix Win Streak vs Pittsburgh: 3, Mar. 9,  
 1986-Jan. 14, 1987  
 Longest Pittsburgh Win Streak vs Winnipeg/Phoenix: 9, Oct. 10,  
 1979-Dec. 2, 1981  
 Longest Winnipeg/Phoenix Undeclared Streak vs Pittsburgh: 3,  
 Mar. 9, 1986-Jan. 14, 1987 (3-0-0); Mar. 12, 1997-Apr. 7, 1998  
 (1-0-2)  
 Longest Pittsburgh Undeclared Streak vs Winnipeg/Phoenix: 9,  
 Oct. 10, 1979-Dec. 2, 1981 (9-0-0)  
 Last Pittsburgh Win at Home: Feb. 1, 1997 (4-1) (0-1-0 since last  
 win)  
 Last Phoenix Win at Home: Jan. 10, 1993 (3-2) (0-2-2 since last win)  
 Last Pittsburgh Win at Winnipeg/Phoenix: Feb. 16, 1996 (1-0) (0-  
 0-2)  
 Last Winnipeg/Phoenix Win at Pittsburgh: Apr. 7, 1998 (2-1) (0-0-  
 0 since last win)  
 Most Goals by Pittsburgh vs Winnipeg/Phoenix: 9, Dec. 18, 1990  
 (P, 9-2); Mar. 5, 1996 (P, 9-4)  
 Most Goals by Winnipeg/Phoenix vs Pittsburgh: 7, Jan. 21, 1985  
 (W, 7-6); Jan. 20, 1989 (W, 7-3)  
 Most Goals by Both Teams: 13, Jan. 21, 1985 (W, 7-6); Mar. 5, 1996  
 (P, 9-4)  
 Last Pittsburgh Shutout vs Winnipeg/Phoenix: Feb. 16, 1996 (1-0)  
 - Tom Barrasso  
 Last Winnipeg/Phoenix Shutout vs Pittsburgh: Jan. 28, 1992 (4-0)  
 - Bob Essensa  
 Last Pittsburgh Hat Trick vs Winnipeg/Phoenix: Mar. 5, 1996 - Petr  
 Nedved (4)  
 Last Winnipeg/Phoenix Hat Trick vs Pittsburgh: Jan. 21, 1985 -  
 Dale Hawerchuk  
 Last Pittsburgh Trade with Winnipeg/Phoenix: Dec. 28, 1995, Neil  
 Wilkinson to Pittsburgh for Norm Maciver  
 Overtime Record vs Pittsburgh: 3-1-2

YEAR	TOTAL	HOME	ROAD	GF-GA
1979-80	4-0-0	2-0-0	2-0-0	14-9
1980-81	4-0-0	2-0-0	2-0-0	18-14
1981-82	2-1-0	2-0-0	0-1-0	7-9
1982-83	1-2-0	1-0-0	0-2-0	13-14
1983-84	1-2-0	0-2-0	1-0-0	13-12
1984-85	1-2-0	0-1-0	1-1-0	14-16
1985-86	2-1-0	2-0-0	0-1-0	16-8
1986-87	1-2-0	0-1-0	1-1-0	9-10
1987-88	1-2-0	0-2-0	1-0-0	9-12
1988-89	2-1-0	1-0-0	1-1-0	13-12
1989-90	2-0-1	2-0-0	0-0-1	13-7
1990-91	2-1-0	1-0-0	1-1-0	17-12
1991-92	2-1-0	1-1-0	1-0-0	6-7
1992-93	1-1-0	1-0-0	0-1-0	7-5
1993-94	2-0-0	1-0-0	1-0-0	10-6
1994-95	DID NOT PLAY			
1995-96	2-0-0	1-0-0	1-0-0	10-4
1996-97	1-0-1	1-0-0	0-0-1	9-6
1997-98	0-1-1	0-1-0	0-0-1	3-4
<b>TOTAL</b>	<b>31-17-3</b>	<b>18-8-0</b>	<b>13-9-3</b>	<b>201-166</b>

# Pittsburgh vs. Phoenix

1997-98	GP	W	L	T	PTS	GF	GA	PPG	SHG	PEN	PIM
PITTSBURGH	2	0	1	1	1	3	4	1-10	0	10	31
PHOENIX	2	1	0	1	3	4	3	0-7	1	12	27

## AT PITTSBURGH (0-1-0)

### AT PHOENIX (0-0-1)

Dec. 12 Pittsburgh (Barrasso) 2 at Phoenix (Khabibulin) 2  
 Apr. 7 PHOENIX (KHABIBULIN) 2 at Pittsburgh (Barrasso) 1 WG - Tocchet  
 Wregget replaced Barrasso at 19:21 on Apr. 7

## GOALS & SHOTS BY PERIOD

	1 <sup>ST</sup>	2 <sup>ND</sup>	3 <sup>RD</sup>	OT	TOTAL
PITTSBURGH	0-19	1-14	2-14	0-2	3-49
PHOENIX	1-9	2-19	1-11	0-2	4-41

PITTSBURGH	GP	G	A	PTS	PIM	SOG	+/-	PHOENIX	GP	G	A	PTS	PIM	SOG	+/-
Barnes	2	1	1	2	0	4	-1	Corkum	2	1	1	2	4	2	1
Francis	2	1	0	1	0	5	-1	Ronning	2	0	2	2	0	0	2
Morozov	2	1	0	1	0	2	-1	More	1	1	0	1	0	1	1
Hatcher	1	0	1	1	0	4	E	Gartner	2	1	0	1	0	3	1
Brown	2	0	1	1	0	6	-1	Tocchet	2	1	0	1	2	5	E
Jagr	2	0	1	1	2	5	-1	Shannon	1	0	1	1	0	2	2
Slegr	2	0	1	1	4	4	-1	Yloner	1	0	1	1	0	1	1
Tamer	2	0	1	1	0	1	E	Khabibulin	2	0	1	1	0	0	-
C. Ferraro	1	0	0	0	0	0	E	Numminen	2	0	1	1	0	3	E
Gronman	1	0	0	0	7	4	-1	Baron	1	0	0	0	2	1	1
Hicks	1	0	0	0	0	1	E	Briere	1	0	0	0	0	1	E
Lang	1	0	0	0	0	0	E	Carney	1	0	0	0	4	2	E
Moran	1	0	0	0	0	2	E	Doan	1	0	0	0	5	1	-1
Olausson	1	0	0	0	0	0	-1	Drake	1	0	0	0	0	2	E
Olczyk	1	0	0	0	2	2	-1	Janney	1	0	0	0	0	0	1
Valk	1	0	0	0	0	0	E	Kilger	1	0	0	0	0	0	E
Wilkinson	1	0	0	0	0	0	E	Lemieux	1	0	0	0	0	0	1
Wregget	1	0	0	0	0	0	-	MacIver	1	0	0	0	0	0	E
Barrasso	2	0	0	0	0	0	-	Petit	1	0	0	0	0	1	E
Dome	2	0	0	0	10	2	E	Slaney	1	0	0	0	0	0	-1
Johansson	2	0	0	0	0	1	1	Stapleton	1	0	0	0	0	1	E
Kasparaitis	2	0	0	0	6	2	E	Tverdovsky	1	0	0	0	0	2	E
Straka	2	0	0	0	0	4	-1	Diduck	2	0	0	0	0	2	1
Werenka	2	0	0	0	0	0	-1	Isbister	2	0	0	0	4	4	E
Wright	2	0	0	0	0	0	E	McKenzie	2	0	0	0	0	0	1
								Roenick	2	0	0	0	2	2	-1
								Tkachuk	2	0	0	0	4	5	-1
<b>TOTAL</b>	<b>2</b>	<b>(3-6-9)</b>			<b>31</b>	<b>49</b>		<b>TOTAL</b>	<b>2</b>	<b>(4-7-11)</b>			<b>27</b>	<b>41</b>	

GOALTENDERS	GP	MP	GF	GA	ENG	SO	AVG	SHOTS	SVPCT	W-L-T
Wregget (P)	1	39:40	1	1	0	0	1.51	22	.955	0-1-0
Barrasso (P)	2	84:21	2	3	0	0	2.13	19	.842	0-0-1
<b>PITTS. TOTAL</b>	<b>2</b>	<b>125:00</b>	<b>3</b>	<b>4</b>	<b>0</b>	<b>0</b>	<b>1.92</b>	<b>41</b>	<b>.902</b>	<b>0-1-1</b>

Khabibulin (PH)	2	124:49	4	3	0	0	1.44	49	.939	1-0-1
<b>PHOENIX TOTALS</b>	<b>2</b>	<b>125:00</b>	<b>4</b>	<b>3</b>	<b>0</b>	<b>0</b>	<b>1.44</b>	<b>49</b>	<b>.939</b>	<b>1-0-1</b>

**POWER PLAY GOALS:** PITTSBURGH (1 for 10) - Barnes

PHOENIX (0 for 7)


**SHORT HANDED GOALS:** PHOENIX (1) - Corkum

## 1998-99 SCHEDULE

Jan. 13 @ Phoenix (9:00pm)

Feb. 22 @ Pittsburgh (7:30pm)

# ST. LOUIS BLUES



**Joel Quenneville**



## TEAM INFORMATION

**Location:** Kiel Center, 1401 Clark Ave., St. Louis, MO 63103  
**Founded:** 1967  
**Owner:** Clark Enterprise, Inc.  
**Chairman of the Board:** Jerry Ritter  
**President and CEO:** Mark Sauer  
**Vice President and General Manager:** Larry Pleau  
**Head Coach:** Joel Quenneville  
**NHL Career Record (Seasons):** 63-44-9 (2)  
**Assistant Coaches:** Jim Roberts, Mike Kitchen  
**Goalie Coach:** Keith Allain  
**Director of Media Relations:** Jeff Trammel

**Assistant Director of Media Relations:** Tony Ommen  
**Athletic Trainer:** Ray Barille  
**Arena (Capacity):** Kiel Center (19,260)  
**General Office Phone:** (314) 622-2500  
**Press Box Phone:** (314) 589-5300  
**FAX Phone:** (314) 622-2582  
**Starting Times of Games:** 7:05, 6:35 and 2:05  
**Team Colors:** White, Navy, Blue and Yellow  
**Radio:** KMOX (1120 AM)  
**Commercial TV:** KPLR-TV Channel 11  
**Cable TV:** Fox Sports Midwest

## VS. PITTSBURGH PENGUINS

**All-Time NHL Record:** 1034-1040-366  
**1997-98 Record:** 45-29-8  
**1997-98 Finish:** 3rd (Central Division)  
**1998 Playoff Record:** Won, Los Angeles, 4-0, Western Conference Quarterfinals; Lost, Detroit, 4-2, Western Conference Semifinals  
**1997-98 Top Scorer:** Brett Hull (27-45-72)  
**Stanley Cup Titles:** None  
**All-Time St. Louis Scorer vs Pittsburgh:** Bernie Federko (41gp, 20-36-56)  
**All-Time Pittsburgh Scorer vs St. Louis:** Mario Lemieux (22gp, 24-29-53)  
**Longest St. Louis Win Streak vs Pittsburgh:** 5, Jan. 2, 1973-Dec. 28, 1973; Dec. 5, 1981-Oct. 4, 1983  
**Longest Pittsburgh Win Streak vs St. Louis:** 4, Feb. 3, 1972-Nov. 22, 1972  
**Longest St. Louis Undeclared Streak vs Pittsburgh:** 10, Mar. 7, 1970-Apr. 4, 1971 (5-0-5)  
**Longest Pittsburgh Undeclared Streak vs St. Louis:** 4, Feb. 3, 1972-Nov. 22, 1972 (4-0-0); Feb. 21, 1978-Dec. 13, 1978 (2-0-2)  
**Last Pittsburgh Win at Home:** Jan. 26, 1998 (4-2) (0-0-0 since last win)  
**Last St. Louis Win at Home:** Dec. 20, 1997 (4-1) (0-0-0 since last win)  
**Last Pittsburgh Win at St. Louis:** Dec. 19, 1996 (4-0) (0-1-0 since last win)  
**Last St. Louis Win at Pittsburgh:** Nov. 8, 1990 (3-2) (0-6-1 since last win)  
**Most Goals by Pittsburgh vs St. Louis:** 10, Nov. 22, 1972 (P, 10-4)  
**Most Goals by St. Louis vs Pittsburgh:** 9, Jan. 31, 1968 (SL, 9-4); Oct. 18, 1989 (SL, 9-3)  
**Most Goals by Both Teams:** 14, Nov. 22, 1972 (P, 10-4)  
**Last Pittsburgh Shutout vs St. Louis:** Dec. 19, 96 (4-0) - Ken Wreggett  
**Last St. Louis Shutout vs Pittsburgh:** Dec. 31, 1983 (2-0) - Mike Liut  
**Last Pittsburgh Hat Trick vs St. Louis:** Dec. 19, 1996 - Mario Lemieux  
**Last St. Louis Hat Trick vs Pittsburgh:** Oct. 18, 1989 - Brett Hull  
**Last Pittsburgh Trade with St. Louis:** Mar. 20, 1996, J. J. Daigneault to Pittsburgh for sixth round choice in 1996  
**Overtime Record vs Pittsburgh:** 0-0-6

YEAR	TOTAL	HOME	ROAD	GF-GA
1967-68	4-6-0	2-3-0	2-3-0	25-33
1968-69	3-4-1	2-2-0	1-2-1	15-16
1969-70	1-5-2	1-1-2	0-4-0	11-28
1970-71	0-3-3	0-1-2	0-2-1	13-16
1971-72	3-3-0	1-2-0	2-1-0	17-13
1972-73	3-2-0	2-0-0	1-2-0	25-20
1973-74	2-3-1	1-1-1	1-2-0	19-19
1974-75	1-1-2	1-0-1	0-1-1	11-13
1975-76	2-2-0	1-1-0	1-1-0	17-14
1976-77	3-1-0	2-0-0	1-1-0	17-13
1977-78	2-1-1	1-0-1	1-1-0	13-11
1978-79	2-1-1	1-0-1	1-1-0	16-16
1979-80	1-2-1	1-1-0	0-1-1	12-14
1980-81	2-2-0	2-0-0	0-2-0	19-19
1981-82	1-2-0	1-0-0	0-2-0	9-10
1982-83	0-3-0	0-2-0	0-1-0	11-16
1983-84	0-2-1	0-0-1	0-2-0	7-11
1984-85	1-2-0	1-1-0	0-1-0	10-15
1985-86	2-1-0	0-1-0	2-0-0	16-11
1986-87	1-0-2	1-0-1	0-0-1	13-12
1987-88	0-3-0	0-1-0	0-2-0	10-16
1988-89	1-1-1	1-0-1	0-1-0	15-9
1989-90	0-3-0	0-1-0	0-2-0	10-22
1990-91	1-2-0	1-1-0	0-1-0	9-10
1991-92	1-1-0	1-0-0	0-1-0	5-7
1992-93	1-1-0	1-0-0	0-1-0	12-10
1993-94	0-0-2	0-0-1	0-0-1	6-6
1994-95	DID NOT PLAY			
1995-96	1-1-0	1-0-0	0-1-0	10-7
1996-97	2-0-0	1-0-0	1-0-0	8-2
1997-98	1-1-0	1-0-0	0-1-0	5-6
<b>TOTAL</b>	<b>42-59-18</b>	<b>28-19-12</b>	<b>14-40-6</b>	<b>386-415</b>



## Pittsburgh vs. St. Louis

1997-98	GP	W	L	T	PTS	GF	GA	PPG	SHG	PEN	PIM
PITTSBURGH	2	1	1	0	2	5	6	2-11	0	11	25
ST. LOUIS	2	1	1	0	2	6	5	2-9	1	14	31

### AT PITTSBURGH (1-0-0)

#### AT ST. LOUIS (0-1-0)

Dec. 20	Pittsburgh (Barrasso)	1	at	ST. LOUIS (FUHR)	4	WG - Conroy
Jan. 26	St. Louis (Fuhr/McLennan)	2	at	PITTSBURGH (BARRASSO)	4	WG - Morozov

McLennan replaced Fuhr at 5:44 on Jan. 26

### GOALS & SHOTS BY PERIOD

	1 <sup>ST</sup>	2 <sup>ND</sup>	3 <sup>RD</sup>	OT	TOTAL
PITTSBURGH	3-17	1-14	1-19	—	5-50
ST. LOUIS	2-13	2-19	2-19	—	6-51

PITTSBURGH	GP	G	A	PTS	PIM	SOG	+/-	ST. LOUIS	GP	G	A	PTS	PIM	SOG	+/-
Olczyk	1	1	2	3	0	4	2	Turgeon	2	1	2	3	0	7	2
Francis	2	1	0	1	0	6	-2	Yake	2	1	2	3	0	2	2
Kasparaitis	2	1	0	1	2	3	E	Pronger	2	0	3	3	12	2	2
Morozov	2	1	0	1	0	3	1	Duchesne	2	1	1	2	0	5	E
Straka	2	1	0	1	0	5	1	DeMitra	1	1	0	1	0	3	E
Brown	2	0	1	1	4	4	E	Conroy	2	1	0	1	0	5	1
Jagr	2	0	1	1	0	4	-2	Courtnall	2	1	0	1	0	4	1
Olausson	2	0	1	1	4	3	-1	Atcheynum	2	0	1	1	0	3	1
Tamer	2	0	1	1	5	3	2	McAlpine	2	0	1	1	0	1	2
Dome	1	0	0	0	0	1	-2	Pellerin	2	0	1	1	0	4	E
Hicks	1	0	0	0	2	0	1	MacInnis	1	0	0	0	4	5	-2
Johansson	1	0	0	0	0	2	E	McLennan	1	0	0	0	0	0	-
Barnes	2	0	0	0	0	1	-1	Poeschek	1	0	0	0	2	0	E
Barrasso	2	0	0	0	0	0	-	Rivers	1	0	0	0	0	3	-1
Hatcher	2	0	0	0	2	2	-3	Twist	1	0	0	0	2	0	E
Lang	2	0	0	0	0	2	1	Zabransky	1	0	0	0	0	1	E
Moran	2	0	0	0	2	2	-1	Bergevin	2	0	0	0	0	0	1
Slegr	2	0	0	0	0	2	1	Campbell	2	0	0	0	0	2	-2
Valk	2	0	0	0	2	0	-1	Chase	2	0	0	0	7	0	E
Werenka	2	0	0	0	0	3	E	Fuhr	2	0	0	0	0	0	-
Wright	2	0	0	0	2	0	-1	Rheaume	2	0	0	0	2	1	-1
								Turcotte	2	0	0	0	0	0	E
								York	2	0	0	0	2	3	-2
<b>TOTAL</b>	<b>2</b>	<b>(5-6-11)</b>	<b>25</b>	<b>50</b>				<b>TOTAL</b>	<b>2</b>	<b>(6-11-17)</b>	<b>31</b>	<b>51</b>			

GOALTENDERS	GP	MP	GF	GA	ENG	SO	AVG	SHOTS	SVPCT	W-L-T
Barrasso (P)	2	119:47	5	6	0	0	3.01	51	.882	1-1-0
<b>PITTS. TOTALS</b>	<b>2</b>	<b>120:00</b>	<b>5</b>	<b>6</b>	<b>0</b>	<b>0</b>	<b>3.00</b>	<b>51</b>	<b>.882</b>	<b>1-1-0</b>
McLennan (S)	1	52:56	2	2	0	0	2.27	14	.867	0-1-0
Fuhr (S)	2	65:44	4	3	0	0	2.74	36	.917	1-0-0
<b>ST. LOUIS TOTALS</b>	<b>2</b>	<b>120:00</b>	<b>6</b>	<b>5</b>	<b>0</b>	<b>0</b>	<b>2.50</b>	<b>50</b>	<b>.900</b>	<b>1-1-0</b>

<b>POWER PLAY GOALS:</b>	PITTSBURGH (2 for 11) - Francis, Straka
	ST. LOUIS (2 for 9) - Duchesne, Yake
<b>SHORT HANDED GOALS:</b>	ST. LOUIS (1) - Demitra

1998-99 SCHEDULE  
 Dec. 12 @ ST. LOUIS (8:00pm)  
 Jan. 9 @ PITTSBURGH (7:30pm)

# SAN JOSE SHARKS



**Darryl Sutter**



## TEAM INFORMATION

**Location:** San Jose Arena, 525 West Santa Clara St., San Jose, CA 95113

**Founded:** 1991

**Owner and Governor:** George Gund, III

**President:** Greg Jamison

**General Manager:** Dean Lombardi

**Head Coach:** Darryl Sutter

**NHL Career Record (Seasons):** 114-64-36 (4)

**Assistant Coaches:** Paul Baxter and Bob Berry

**Director of Media Relations:** Ken Arnold

**Media Relations Manager:** Roger Ross

**Media Relations Assistant:** Chris Kelleher

**Head Athletic Trainer:** Ray Tufts

**Arena (Capacity):** San Jose Arena (17,483)

**General Office Phone:** (408) 287-7070

**Press Box Phone:** (408) 999-5871

**FAX Phone:** (408) 999-5822

**Starting Times of Games:** 7:30 pm

**Team Colors:** Deep Pacific Teal, Tan, Shimmering Gray, and Black

**Radio:** KARA 105.7 FM

**Commercial TV:** ICU-TV 36

**Cable TV:** Fox Sports Bay Area

## VS. PITTSBURGH PENGUINS

**All-Time NHL Record:** 161-329-52

**1997-98 Record:** 34-38-10

**1997-98 Finish:** 4th (Pacific Division)

**1998 Playoff Record:** Lost, 4-2, Dallas, Western Conference Quarterfinals

**1997-98 Top Scorer:** Jeff Friesen (31-32-63)

**Stanley Cup Titles:** None

**All-Time San Jose Scorer vs Pittsburgh:**

**All-Time Pittsburgh Scorer vs San Jose:** Mario Lemieux (11 gp, 14-28-42)

**Longest San Jose Win Streak vs Pittsburgh:** 1, Jan. 13, 1996; Apr. 1, 1998

**Longest Pittsburgh Win Streak vs San Jose:** 5, Dec. 5, 1991-Mar. 23, 1993

**Longest San Jose Undefeated Streak vs Pittsburgh:** 2, Nov. 2, 1993-Mar. 22, 1994 (0-0-2)

**Longest Pittsburgh Undefeated Streak vs San Jose:** 8, Dec. 5, 1991-Nov. 10, 1995 (6-0-2)

**Last Pittsburgh Win at Home:** Dec. 21, 1996 (3-1) (0-1-0 since last win)

**Last San Jose Win at Home:** None (0-6-1)

**Last Pittsburgh Win at San Jose:** Oct. 22, 1997 (5-2) (0-0-0 since last win)

**Last San Jose Win at Pittsburgh:** Apr. 1, 1998 (3-2) (0-0-0 since last win)

**Most Goals by Pittsburgh vs San Jose:** 10, Dec. 17, 1991 (P, 10-2)

**Most Goals by San Jose vs Pittsburgh:** 10, Jan. 13, 1996 (Sj, 10-8)

**Most Goals by Both Teams:** 18, Jan. 13, 1996 (Sj, 10-8)

**Last Pittsburgh Shutout vs San Jose:** Dec. 13, 1996 (4-0) - Patrick Lalime

**Last San Jose Shutout vs Pittsburgh:** None

**Last Pittsburgh Hat Trick vs San Jose:** Nov. 10, 1995 - Ron Francis

**Last San Jose Hat Trick vs Pittsburgh:** Jan. 13, 1996 - Ray Sheppard

**Last Pittsburgh Trade with San Jose:** Mar. 20, 1996, Kevin Miller to Pittsburgh for fifth round draft choice in 1996 and future considerations

**Overtime Record vs Pittsburgh:** 0-0-2

YEAR	TOTAL	HOME	ROAD	GF-GA
1991-92	3-0-0	1-0-0	2-0-0	25-5
1992-93	2-0-0	1-0-0	1-0-0	16-6
1993-94	0-0-2	0-0-1	0-0-1	5-5
1994-95	DID NOT PLAY			
1995-96	1-1-0	0-1-0	1-0-0	17-11
1996-97	2-0-0	1-0-0	1-0-0	7-1
1997-98	1-1-0	0-1-0	1-0-0	7-5
<b>TOTAL</b>	<b>9-2-2</b>	<b>3-2-1</b>	<b>6-0-1</b>	<b>77-33</b>

**1998-99 SCHEDULE**  
Jan. 15 @ SAN JOSE (10:30pm)

## Pittsburgh vs. San Jose

1997-98	GP	W	L	T	PTS	GF	GA	PPG	SHG	PEN	PIM
PITTSBURGH	2	1	1	0	2	7	5	0-13	0	5	14
SAN JOSE	2	1	1	0	2	5	7	0-4	1	14	31

### AT PITTSBURGH (0-1-0)

#### AT SAN JOSE (1-0-0)

Oct. 22	PITTSBURGH (BARRASSO)	5	at	San Jose (Hrudey)	2	WG - Olczyk
Apr. 1	SAN JOSE (VERNON)	3	at	Pittsburgh (Barrasso)	2	WG - Friesen

### GOALS & SHOTS BY PERIOD

	1 <sup>ST</sup>	2 <sup>ND</sup>	3 <sup>RD</sup>	OT	TOTAL
PITTSBURGH	1-20	2-12	4-14	---	7-46
SAN JOSE	1-18	3-15	1-14	---	5-47

PITTSBURGH	GP	G	A	PTS	PIM	SOG	+/-	SAN JOSE	GP	G	A	PTS	PIM	SOG	+/-
Jagr	2	1	3	4	0	7	1	Friesen	2	2	0	2	0	8	1
Francis	2	2	1	3	2	3	E	Gill	1	1	0	1	2	1	E
Hicks	2	0	3	3	0	3	1	MacLean	1	1	0	1	0	4	1
Dome	1	1	0	1	0	3	1	Marleau	2	1	0	1	0	1	2
Brown	2	1	0	1	0	7	E	Burr	1	0	1	1	0	0	E
Olausson	2	1	0	1	0	2	E	Kozlov	1	0	1	1	0	3	E
Olczyk	2	1	0	1	4	3	1	Sturm	1	0	1	1	2	3	-1
C. Ferraro	1	0	1	1	0	0	1	Granato	2	0	1	1	4	2	E
Johansson	1	0	1	1	0	0	1	Nicholls	2	0	1	1	0	1	-4
Werenka	1	0	1	1	0	0	E	Nolan	2	0	1	1	0	4	E
Barnes	2	0	1	1	0	5	-1	Ragnarsson	2	0	1	1	0	1	-1
Slegr	2	0	1	1	2	1	2	Bodger	1	0	0	0	0	3	E
Wright	2	0	1	1	0	0	E	Craven	1	0	0	0	0	2	2
Butenschon	1	0	0	0	0	1	1	Hrudey	1	0	0	0	2	0	---
Gronman	1	0	0	0	0	3	-1	lafrate	1	0	0	0	2	1	E
Pronger	1	0	0	0	0	0	E	Korolyuk	1	0	0	0	2	1	-3
Valk	1	0	0	0	0	0	-1	Lowry	1	0	0	0	0	2	-1
Barrasso	2	0	0	0	0	0	-	Marchment	1	0	0	0	0	2	1
Hatcher	2	0	0	0	0	4	-1	McSorley	1	0	0	0	2	0	E
Kasparaitis	2	0	0	0	0	1	2	Ricci	1	0	0	0	0	1	-1
Morozov	2	0	0	0	0	1	E	Vernon	1	0	0	0	0	0	-
Straka	2	0	0	0	0	2	1	Wood	1	0	0	0	5	0	-3
Tamer	2	0	0	0	5	0	2	Houlder	2	0	0	0	2	1	-2
								Matteau	2	0	0	0	0	3	-1
								Rathje	2	0	0	0	4	1	1
								Sutter	2	0	0	0	0	1	-1
								Zyuzin	2	0	0	0	4	1	-2
<b>TOTAL</b>	<b>2</b>	<b>(7-13-20)</b>	<b>13</b>	<b>46</b>	<b>TOTAL</b>	<b>2</b>	<b>(5-7-12)</b>	<b>31</b>	<b>47</b>						

GOALTENDERS	GP	MP	GF	GA	ENG	SO	AVG	SHOTS	SVPCT	W-L-T
Barrasso (P)	2	119:20	7	5	0	0	2.51	47	.894	1-1-0
<b>PITTS. TOTALS</b>	<b>2</b>	<b>120:00</b>	<b>7</b>	<b>5</b>	<b>0</b>	<b>0</b>	<b>2.50</b>	<b>47</b>	<b>.894</b>	<b>1-1-0</b>
Hrudey (S)	1	59:29	2	4	1	0	4.03	25	.840	0-1-0
Vernon (S)	1	60:00	3	2	0	0	2.00	20	.900	1-0-0
<b>SAN JOSE TOTALS</b>	<b>2</b>	<b>120:00</b>	<b>5</b>	<b>7</b>	<b>1</b>	<b>0</b>	<b>3.50</b>	<b>46</b>	<b>.848</b>	<b>1-1-0</b>

POWER PLAY GOALS: PITTSBURGH (0 for 13)

SAN JOSE (0 for 4)

SHORT HANDED GOALS: SAN JOSE (1) - Friesen

# TAMPA BAY LIGHTNING



Jacques Demers



## TEAM INFORMATION

Location: Ice Palace, 401 Channelside Dr., Tampa, FL 33602  
 Founded: 1992-93  
 Owner: Arthur L. Williams  
 President: Billy McGehee  
 General Manager: Phil Esposito  
 Head Coach: Jacques Demers  
 NHL Career Record (Seasons): 390-412-121 (11)  
 Assistant Coach: Rick Paterson, Paulin Bordeleau  
 Director of Media Relations: Jay Preble  
 Media Information Manager: John Sternal

Head Trainer: Curtis Bell  
 Arena (Capacity): Ice Palace (19,758)  
 General Office Phone: (813) 229-2658  
 Press Box Phone: (813) 307-5841  
 FAX Phone: (813) 228-0056  
 Starting Times of Games: 7:35 pm  
 Team Colors: Black, Blue, Silver and White  
 Radio: WDAE 1250 AM  
 Commercial TV: WTTA TV 38  
 Cable TV: Sunshine Network

## VS. PITTSBURGH PENGUINS

All-Time NHL Record: 157-252-53  
 1997-98 Record: 17-55-10  
 1997-98 Finish: 7th (Atlantic Division)  
 1998 Playoff Record: Did Not Qualify for Playoffs  
 1997-98 Top Scorer: Paul Ysebaert (13-27-40)  
 Stanley Cup Titles: None  
 All-Time Tampa Bay Scorer vs Pittsburgh: Brian Bradley (16gp, 6-9-15)  
 All-Time Pittsburgh Scorer vs Tampa Bay: Ron Francis (20gp, 11-18-29)  
 Longest Tampa Bay Win Streak vs Pittsburgh: 1, Oct. 14, 1993; Feb. 24, 1995; Jan. 31, 1996; Oct. 5, 1996; Apr. 10, 1997  
 Longest Pittsburgh Win Streak vs Tampa Bay: 5, Dec. 11, 1993-Feb. 4, 1995  
 Longest Tampa Bay Undeclared Streak vs Pittsburgh: 2, Oct. 5, 1996-Nov. 8, 1996 (1-0-1)  
 Longest Pittsburgh Undeclared Streak vs Tampa Bay: 5, Dec. 11, 1993-Feb. 4, 1995 (5-0-0)  
 Last Pittsburgh Win at Home: Apr. 15, 1998 (5-1) (0-0-0 since last win)  
 Last Tampa Bay Win at Home: Apr. 10, 1997 (4-3) (0-2-0 since last win)  
 Last Pittsburgh Win at Tampa Bay: Apr. 4, 1998 (4-1) (0-0-0 since last win)  
 Last Tampa Bay Win at Pittsburgh: Oct. 5, 1996 (4-3 OT) (0-2-1 since last win)  
 Most Goals by Pittsburgh vs Tampa Bay: 10, Nov. 1, 1995 (P, 10-0)  
 Most Goals by Tampa Bay vs Pittsburgh: 5, Nov. 8, 1996 (5-5)  
 Most Goals by Both Teams: 11, Dec. 21, 1993 (P, 8-3)  
 Last Pittsburgh Shutout vs Tampa Bay: Nov. 1, 1995 (10-0) - Ken Wreggett  
 Last Tampa Bay Shutout vs Pittsburgh: None  
 Last Pittsburgh Hat Trick vs Tampa Bay: None  
 Last Tampa Bay Hat Trick vs Pittsburgh: Nov. 8, 1996 - Dino Ciccarelli  
 Last Pittsburgh Trade with Tampa Bay: Mar. 22, 1993, Peter Taglianetti to Pittsburgh for 1993 Third Round Draft Choice  
 Overtime Record vs Pittsburgh: 1-0-3

YEAR	TOTAL	HOME	ROAD	GF-GA
1992-93	1-0-1	0-0-1	1-0-0	8-7
1993-94	3-1-0	2-0-0	1-1-0	18-10
1994-95	2-1-0	1-1-0	1-0-0	13-10
1995-96	3-1-0	2-0-0	1-1-0	18-9
1996-97	1-2-1	1-1-0	0-1-1	18-16
1997-98	3-0-1	1-0-1	2-0-0	14-4
<b>TOTAL</b>	<b>13-5-3</b>	<b>7-2-2</b>	<b>6-3-1</b>	<b>89-56</b>

1998-99 SCHEDULE  
 Oct. 21 @ TAMPA BAY (7:00pm)  
 Nov. 19 @ TAMPA BAY (7:00pm)  
 Nov. 21 @ PITTSBURGH (7:30pm)  
 Dec. 15 @ PITTSBURGH (7:30pm)  
 Mar. 17 @ TAMPA BAY (7:00pm)

# Sharing The Road . . .



## . . . Takes Teamwork

At PGT, safety is our top priority. We take great pride in our drivers and their uncompromising commitment to safety. Our drivers are known as *"The Proud Professionals."*

Safety takes hard work and dedication each and every day . . . it is a total team effort. We are proud to support community programs like *"Trucker Buddy"* and *"Highway Angels."* These programs help future drivers to interact and learn about our industry.

At PGT, ***"Safety is Everyone's Job . . . All The Time!"***



One PGT Way  
Monaca, PA 15061  
800.837.1748  
[www.pgtrucks.com](http://www.pgtrucks.com)


# PRICEWATERHOUSECOOPERS

*The biggest name in professional services is now, well,  
the biggest name in professional services.*

[www.pwcglobal.com](http://www.pwcglobal.com)

*USX Tower, 600 Grant Street • Pittsburgh, Pa. • 412-355-8000*

Roger Marino joined Penguins alumni Jack Riley (GM) and Denis Herron (goaltender) for an enjoyable day of golf during the Penguins Alumni Charity Golf Tournament.



Alumnus Joe Mullen and Robert Lang traveled to the Renaissance Festival in West Newton during Penguins Summer Caravan '98.



Irina Kasparaitis and Keely Tamer joined fellow members of the Penguins Wives Association to pitch in during the team's annual holiday toy drive.



**Rob Brown & Chris Tamer  
congratulate students from  
Our Lady of Grace School,  
the overall winning school  
for TEAM Cool Kids.**



**Aleksey Morozov helps  
a new friend select  
winter clothing during the  
Penguins Project Bundle-Up Day.**

# Who's been serving Pittsburgh businesses since 1903?

the answer is **Deloitte & Touche**



©1998 Deloitte & Touche LLP and Deloitte & Touche Consulting Group LLC. Deloitte & Touche refers to Deloitte & Touche LLP, Deloitte & Touche Consulting Group LLC, and related entities.

2500 One PPG Place  
Pittsburgh, PA 15222  
412/338-7330





# 24 HOUR DENARDO WEATHER WATCH




STEPHEN BROFFER

JOE DENARDO

JERRY MARTZ

24 HOUR WEATHER IS EVERYWHERE... EVERY DAY!

Chief Meteorologist Joe DeNardo and his team of meteorologists combine the strength of their experience with the power of  to bring you hourly updates on Pittsburgh weather 24 hours a day.

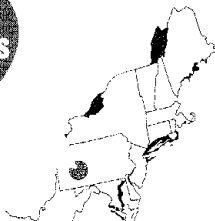
**ACTION NEWS 4**  
IS EVERYWHERE.

# JENNMAR SUPPORTS THE PENGUINS

We serve MINING throughout the U.S. also!

We're NOW IN AUSTRALIA!

PITTSBURGH—  
HOME OF THE  
WORLD FAMOUS  
PENGUINS



- Industry's broadest line of quality, patented roof support products
- A commitment to service...fast delivery and follow-up on-the-job




**Jennmar Corp.**

A Frank Calandra Industry

Pittsburgh, PA 15238

Phone: 412-963-9071

Fax: 412-963-9767




*The excitement is building!*  
**Lumber**

Off Route 31 • Tarrs, PA (724) 696-5757

**We Deliver:**

**Quality - Price - Service**



**Area's Most Unique  
Kitchen & Bath Showroom**

**COURY FINANCIAL SERVICES, INC.**

SERVING FAMILIES AND  
THEIR BUSINESSES

PROUDLY SUPPORTS

*The  
Pittsburgh  
Penguins*

---

**WALTER A. COURY**  
*President*

**STEVEN SILLS**  
*Consultant to the Firm*

**TINA COURY**  
*Vice President, Sales*


**RON DICENZO**  
*Executive Director*



**COURY FINANCIAL SERVICES, INC.**  
TEAMWORK • STABILITY • STRENGTH

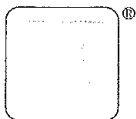
**ONE OXFORD CENTRE, SUITE 3335**  
**412-261-2511 • FAX 412-261-6118**  
**OUT OF STATE 1-800-261-2575**

PITTSBURGH PHILADELPHIA ORLANDO LOS ANGELES WASHINGTON D.C.



Demand Quality. Demand

A complete line of quality  
pharmaceuticals and  
wound care products.



**Mylan Laboratories Inc.**

1030 CENTURY BUILDING • 130 SEVENTH STREET • PITTSBURGH, PENNSYLVANIA 15222  
Visit our web site at [www.mylan.com](http://www.mylan.com)

# Pittsburgh vs. Tampa Bay

1997-98	GP	W	L	T	PTS	GF	GA	PPG	SHG	PEN	PIM
PITTSBURGH	4	3	0	1	7	14	4	6-16	0	32	90
TAMPA BAY	4	0	3	1	1	4	14	1-16	2	39	160

## AT PITTSBURGH (1-0-1)

### AT TAMPA BAY (2-0-0)

Oct. 17	PITTSBURGH (BARRASSO)	4	at	Tampa Bay (Puppa)	1	WG - Francis
Dec. 16	Tampa Bay (Puppa)	1	at	Pittsburgh (Barrasso)	1	
Apr. 4	PITTSBURGH (BARRASSO)	4	at	Tampa Bay (Fitzpatrick)	1	WG - Pronger
Apr. 15	Tampa Bay (Fitzpatrick)	1	at	PITTSBURGH (BARRASSO)	5	WG - Barnes

## GOALS & SHOTS BY PERIOD

	1 <sup>ST</sup>	2 <sup>ND</sup>	3 <sup>RD</sup>	OT	TOTAL
PITTSBURGH	4-33	6-43	4-27	0-1	14-104
TAMPA BAY	4-32	0-27	0-37	0-1	4-97

PITTSBURGH	GP	G	A	PTS	PIM	SOG	+/-	TAMPA BAY	GP	G	A	PTS	PIM	SOG	+/-
Jagr	4	4	5	9	4	18	+2	Renberg	3	1	1	2	0	8	-1
Francis	4	3	4	7	0	8	+2	Norton	2	1	0	1	0	5	-2
Barnes	4	1	3	4	4	8	E	Peterson	2	1	0	1	0	1	E
Hatcher	4	1	3	4	2	8	+1	Zamuner	3	1	0	1	4	4	-2
Straka	4	2	0	2	4	7	+1	Hull	1	0	1	1	0	1	-1
Hicks	3	1	1	2	2	5	+2	Hamrik	2	0	1	1	2	5	-1
Brown	4	0	2	2	0	7	+1	Andersson	4	0	1	1	2	6	-2
Olausson	4	0	2	2	4	4	+1	Ysebaert	4	0	1	1	2	6	-1
Johnson	1	1	0	1	2	1	+1	Bierk	1	0	0	0	0	0	-
Pronger	1	1	0	1	0	1	+1	Bradley	1	0	0	0	0	1	-2
Johansson	2	0	1	1	4	2	+1	Ciccone	1	0	0	0	2	0	E
Lang	2	0	1	1	0	4	+1	Cullimore	1	0	0	0	0	0	E
Olczyk	2	0	1	1	0	5	+1	Egeland	1	0	0	0	2	1	E
Siegr	3	0	1	1	2	7	+2	Huscroft	1	0	0	0	15	0	E
Kasparaitis	4	0	1	1	14	2	+3	Kubina	1	0	0	0	0	0	-3
Werenka	4	0	1	1	6	4	+4	Spring	1	0	0	0	0	1	E
C.Ferraro	1	0	0	0	15	0	E	Toms	1	0	0	0	0	1	E
Gronman	1	0	0	0	0	0	-1	Vukota	1	0	0	0	0	0	E
Wilkinson	1	0	0	0	0	1	E	Bonsignore	2	0	0	0	0	1	-1
Dome	2	0	0	0	0	2	E	Ciccarelli	2	0	0	0	0	2	-1
Valk	2	0	0	0	0	0	E	Fitzpatrick	2	0	0	0	0	0	-
Moran	3	0	0	0	2	4	+1	McBain	2	0	0	0	0	1	-2
Barrasso	4	0	0	0	0	0	-	McCarthy	2	0	0	0	31	4	E
Morozov	4	0	0	0	0	4	E	Nazarov	2	0	0	0	22	1	-1
Tamer	4	0	0	0	15	0	+1	Poulin	2	0	0	0	2	3	E
Wright	4	0	0	0	8	2	E	Puppa	2	0	0	0	0	0	-
Bench					2			Selivanov	2	0	0	0	15	6	-1
								Tucker	2	0	0	0	17	3	-1
								Ulanov	2	0	0	0	2	3	-1
								Vujtek	2	0	0	0	2	3	E
								Wiemer	2	0	0	0	0	5	-1
								Wilkie	2	0	0	0	4	2	-2
								DeBrusk	3	0	0	0	24	1	E
								Racine	3	0	0	0	0	2	E
								Cross	4	0	0	0	6	4	-1
								Dykhuis	4	0	0	0	2	5	+1
								Langkow	4	0	0	0	4	11	-2
<b>TOTAL</b>	<b>4</b>	<b>(14-26-40)</b>	<b>90</b>	<b>104</b>				<b>TOTAL</b>	<b>4</b>	<b>(4-5-9)</b>	<b>160</b>	<b>97</b>			

## GOALTENDERS

	GP	MP	GF	GA	ENG	SO	AVG	SHOTS	SV PCT	W-L-T
Barrasso (P)	4	245:00	14	4	0	0	0.98	97	.959	3-0-1
<b>PITTS. TOTAL</b>	<b>4</b>	<b>245:00</b>	<b>14</b>	<b>4</b>	<b>0</b>	<b>0</b>	<b>0.98</b>	<b>97</b>	<b>.959</b>	<b>3-0-1</b>
Bierk (TB)	1	6:51	0	0	0	0	0.00	6	1.000	0-0-0
Puppa (TB)	2	124:22	2	4	1	0	1.93	46	.913	0-1-1
Fitzpatrick (TB)	2	113:09	2	9	0	0	4.77	51	.824	0-2-0
<b>TAMPA BAY TOTALS</b>	<b>4</b>	<b>245:00</b>	<b>4</b>	<b>14</b>	<b>1</b>	<b>0</b>	<b>3.43</b>	<b>104</b>	<b>.865</b>	<b>0-3-1</b>

## POWER PLAY GOALS:

PITTSBURGH (6 for 16) - Francis-2, Jagr-2, Hatcher, Straka

## SHORT HANDED GOALS:

TAMPA BAY (1 for 16) - Norton  
TAMPA BAY (2) - Renberg, Zamuner

# TORONTO MAPLE LEAFS



Pat Quinn



## TEAM INFORMATION

Location: 60 Carlton Street, Toronto, Ontario M5B 1L1  
 Founded: 1927

Owner and Governor: Steve A. Stavro

President: Ken Dryden

Head Coach: Pat Quinn

NHL Career Record (Seasons): 357-285-102 (12)

Assistant Coaches: Rick Ley, Alpo Suhonen

Public or Media Relations Staff: Bob Stellick, Pat Park,

Casey Vanden Heuvel and Anthony Alfred

Head Athletic Therapist: Chris Broadhurst

Arena (Capacity): Maple Leaf Gardens (15,726)

General Office Phone: (416) 596-3095

Press Box Phone: (416) 977-1641 ext. 6261 or 6314

FAX Phone: (416) 977-5364

Starting Times of Games: 7:35 p.m.

Team Colors: Blue and White

Radio: TALK 640 AM

Commercial TV: Sat. (CBC); Weekdays (Global TV)

## VS. PITTSBURGH PENGUINS

All-Time NHL Record: 2159-2164-731

1997-98 Record: 30-43-9

1997-98 Finish: 6<sup>th</sup> (Central Division)

1998 Playoff Record: Did Not Qualify

1997-98 Top Scorer: Mats Sundin (33-41-74)

Stanley Cup Titles: 13 (1918, 1922, 1932, 1942, 1945, 1947-49, 1951, 1962-64 and 1967)

All-Time Toronto Scorer vs Pittsburgh: Darryl Sittler (53gp, 29-37-66)

All-Time Pittsburgh Scorer vs Toronto: Mario Lemieux (28gp, 27-35-62)

Longest Toronto Win Streak vs Pittsburgh: 4, Feb. 17, 1971-Dec. 28, 1971

Longest Pittsburgh Win Streak vs Toronto: 6, Dec. 30, 1974-Feb. 19, 1976

Longest Toronto Undeclared Streak vs Pittsburgh: 8, Jan. 13, 1968-Mar. 1, 1969 (4-0-4)

Longest Pittsburgh Undeclared Streak vs Toronto: 6, Dec. 30, 1974-Feb. 19, 1976 (6-0-0)

Last Pittsburgh Win at Home: Mar. 2, 1997 (3-1) (0-0-0 since last win)

Last Toronto Win at Home: Feb. 12, 1996 (4-1) (0-2-0 since last win)

Last Pittsburgh Win at Toronto: Nov. 15, 1997 (5-0) (0-0-0 since last win)

Last Toronto Win at Pittsburgh: Mar. 10, 1994 (4-2) (0-3-0 since last win)

Most Goals by Pittsburgh vs Toronto: 12, Dec. 26, 1991 (P, 12-1)

Most Goals by Toronto vs Pittsburgh: 9, Jan. 7, 1980 (T, 9-5)

Most Goals by Both Teams: 15, Feb. 21, 1991 (P, 11-4)

Last Pittsburgh Shutout vs Toronto: Nov. 15, 1997 (5-0) - Tom Barrasso

Last Toronto Shutout vs Pittsburgh: Oct. 29, 1987 (4-0) - Allan Bester

Last Pittsburgh Hat Trick vs Toronto: Feb. 18, 1992 - Joe Mullen

Last Toronto Hat Trick vs Pittsburgh: Mar. 5, 1980 - Darryl Sittler

Last Pittsburgh Trade with Toronto: July 8, 1995, Dimitri Mironov and second round draft choice in 1995 to Pittsburgh for Larry Murphy

Overtime Record vs Pittsburgh: 1-1-3

YEAR	TOTAL	HOME	ROAD	GF-GA
1967-68	2-1-1	1-0-1	1-1-0	9-14
1968-69	0-3-3	0-2-1	0-1-2	11-19
1969-70	2-2-2	1-0-2	1-2-0	14-19
1970-71	2-3-1	2-1-0	0-2-1	18-18
1971-72	2-4-0	1-2-0	1-2-0	13-14
1972-73	2-2-1	2-1-0	0-1-1	18-17
1973-74	1-3-1	0-2-0	1-1-1	13-20
1974-75	4-1-0	2-0-0	2-1-0	31-21
1975-76	4-1-0	3-0-0	1-1-0	32-18
1976-77	2-1-2	1-1-0	1-0-2	19-16
1977-78	3-2-0	1-2-0	2-0-0	17-22
1978-79	1-3-0	1-1-0	0-2-0	10-19
1979-80	2-2-0	1-1-0	1-1-0	18-20
1980-81	1-2-1	1-1-0	0-1-1	15-16
1981-82	0-1-2	0-1-1	0-0-1	10-12
1982-83	1-2-0	1-0-0	0-2-0	8-15
1983-84	1-1-1	1-1-0	0-0-1	8-7
1984-85	2-1-0	0-1-0	2-0-0	12-9
1985-86	3-0-0	2-0-0	1-0-0	18-9
1986-87	1-2-0	1-0-0	0-2-0	12-13
1987-88	2-1-0	1-1-0	1-0-0	9-9
1988-89	2-1-0	1-0-0	1-1-0	16-10
1989-90	1-2-0	1-1-0	0-1-0	17-21
1990-91	2-1-0	1-0-0	1-1-0	20-15
1991-92	2-1-0	2-0-0	0-1-0	22-8
1992-93	0-1-1	0-0-1	0-1-0	5-7
1993-94	0-1-1	0-1-0	0-0-1	6-8
1994-95	DID NOT PLAY			
1995-96	1-1-0	1-0-0	0-1-0	9-7
1996-97	2-0-0	1-0-0	1-0-0	12-8
1997-98	2-0-0	1-0-0	1-0-0	8-1
<b>TOTAL</b>	<b>50-46-17</b>	<b>31-20-6</b>	<b>19-26-11</b>	<b>430-412</b>

# Pittsburgh vs. Toronto

1997-98	GP	W	L	T	PTS	GF	GA	PPG	SHG	PEN	PIM
PITTSBURGH	2	2	0	0	4	8	1	2-13	1	12	38
TORONTO	2	0	2	0	0	1	8	0-6	0	19	70

## AT PITTSBURGH (1-0-0)

### AT TORONTO (1-0-0)

Nov. 15	PITTSBURGH (BARRASSO)	5	at	Toronto (Potvin)	0	WG - Morozov
Mar. 2	Toronto (Potvin)	1	at	PITTSBURGH (BARRASSO)	3	WG - Barnes

Healy replaced Potvin at 32:49 on Nov. 15

## GOALS & SHOTS BY PERIOD

	1 <sup>ST</sup>	2 <sup>ND</sup>	3 <sup>RD</sup>	OT	TOTAL
PITTSBURGH	4-17	3-20	1-21	—	8-58
TORONTO	1-14	0-17	0-17	—	1-48

PITTSBURGH	GP	G	A	PTS	PIM	SOG	+/-	TORONTO	GP	G	A	PTS	PIM	SOG	+/-
Straka	2	1	2	3	0	4	2	Berezin	2	1	0	1	0	5	E
Barnes	2	2	0	2	0	4	2	Dorni	2	0	1	1	14	1	E
Morozov	2	2	0	2	0	4	2	Sundin	2	0	1	1	0	6	-1
Brown	2	1	1	2	2	9	1	Brown	1	0	0	0	4	0	E
Francis	2	1	1	2	0	4	2	Clark	1	0	0	0	2	2	-1
Werenka	2	0	2	2	0	1	3	Gustafsson	1	0	0	0	0	1	-1
P. Ferraro	1	1	0	1	2	2	1	Healy	1	0	0	0	0	0	-
C. Ferraro	1	0	1	1	2	1	1	Markov	1	0	0	0	0	1	1
Hatcher	1	0	1	1	0	3	-1	McCaughey	1	0	0	0	0	0	-2
Jagr	1	0	1	1	0	4	-1	Prochazka	1	0	0	0	0	2	-1
Johansson	1	0	1	1	0	0	1	Sullivan	1	0	0	0	0	0	E
Hicks	2	0	1	1	2	4	1	Tremblay	1	0	0	0	0	0	-1
Olczyk	2	0	1	1	2	4	1	Hendrickson	2	0	0	0	0	5	-1
Valk	2	0	1	1	2	1	1	Johnson	2	0	0	0	0	3	-2
Gronman	1	0	0	0	2	1	2	K. King	2	0	0	0	15	1	-1
Lang	1	0	0	0	0	2	E	D. King	2	0	0	0	15	1	-2
Moran	1	0	0	0	0	2	E	Korolev	2	0	0	0	0	1	-1
Barrasso	2	0	0	0	0	0	-	Macoun	2	0	0	0	4	2	-2
Kasparaitis	2	0	0	0	0	2	1	Modin	2	0	0	0	2	3	-2
Olausson	2	0	0	0	0	1	1	Potvin	2	0	0	0	0	0	-
Turner	2	0	0	0	9	3	1	Schneider	2	0	0	0	2	8	-3
Wilkinson	2	0	0	0	0	2	3	Smith	2	0	0	0	12	0	-2
Wright	2	0	0	0	15	0	E	Warriner	2	0	0	0	0	3	-2
								Yushkevich	2	0	0	0	0	3	-1
<b>TOTAL</b>	<b>2</b>	<b>(8-13-21)</b>	<b>38</b>	<b>58</b>	<b>TOTAL</b>	<b>2</b>	<b>(1-2-3)</b>	<b>70</b>	<b>48</b>						

GOALTENDERS	GP	MP	GF	GA	ENG	SO	AVG	SHOTS	SVPCT	W-L-T
Barrasso (P)	2	119:53	8	1	0	1	0.50	48	.979	2-0-0
<b>PITTS. TOTALS</b>	<b>2</b>	<b>120:00</b>	<b>8</b>	<b>1</b>	<b>0</b>	<b>1</b>	<b>0.50</b>	<b>48</b>	<b>.979</b>	<b>2-0-0</b>
Healy (T)	1	26:58	0	1	0	0	2.22	6	.800	0-0-0
Potvin (T)	2	91:51	1	7	0	0	3.53	53	.868	0-2-0
<b>TORONTO TOTALS</b>	<b>2</b>	<b>120:00</b>	<b>1</b>	<b>8</b>	<b>0</b>	<b>0</b>	<b>4.00</b>	<b>59</b>	<b>.862</b>	<b>0-2-0</b>

## POWER PLAY GOALS:

PITTSBURGH (2 for 13) – Barnes, Brown  
TORONTO (0 for 6)

## SHORT HANDED GOALS:

PITTSBURGH (1) – Straka


## 1998-99 SCHEDULE

Oct. 24 @ PITTSBURGH (7:00pm)  
Oct. 26 @ TORONTO (7:30pm)  
Dec. 21 @ TORONTO (7:30pm)  
Jan. 28 @ PITTSBURGH (7:30pm)

# VANCOUVER CANUCKS



**Mike Keenan**



## TEAM INFORMATION

Location: General Motors Place, 800 Griffiths Way,  
Vancouver, B.C. V6B 6G1  
Founded: 1970  
Chairman and Governor: John E. McCaw, Jr.  
Vice Chairman, Alternate Governor: Arthur R Griffiths  
President and General Manager: Brian Burke  
Head Coach: Mike Keenan  
NHL Career Record (Seasons): 491-349-111 (13)  
Assistant Coaches: Stan Smyl, Glen Hanlon and Terry  
Bangen  
Assistant, Media Relations: Chris Brumwell

Medical Trainer: Mike Burnstein  
Arena (Capacity): General Motors Place (18,422)  
General Office Phone: (604) 899-4600  
Press Box Phone: (604) 899-4993  
FAX Phone: (604) 899-4640  
Starting Times of Games: M-F: 7:00; Sat.-Sun.: 7:30  
Team Colors: Deep Blue, Sky Blue, Deep Red and Silver  
Radio: CKNW 980 AM  
Commercial TV: BCTV (Channel 8)  
Cable TV: None

## VS. PITTSBURGH PENGUINS

All-Time NHL Record: 805-1086-323  
1997-98 Record: 25-43-14  
1996-97 Finish: 6<sup>th</sup> (Pacific Division)  
1997 Playoff Record: Did Not Qualify for Playoffs  
1996-97 Top Scorer: Pavel Bure (51-39-90)  
Stanley Cup Titles: None  
All-Time Vancouver Scorer vs Pittsburgh: Don Lever  
(33gp, 17-17-34)  
All-Time Pittsburgh Scorer vs Vancouver: Mario Lemieux  
(26gp, 25-34-59)  
Longest Vancouver Win Streak vs Pittsburgh: 2, 5 times, last time -  
Jan. 7, 1989-Nov. 5, 1989  
Longest Pittsburgh Win Streak vs Vancouver: 9, Mar. 5, 1991-Feb.  
27, 1996  
Longest Vancouver Undefeated Streak vs Pittsburgh: 4, Nov. 26,  
1980-Mar. 17, 1981 (3-0-1)  
Longest Pittsburgh Undefeated Streak vs Vancouver: 9, Mar. 5,  
1991-Feb. 27, 1996 (9-0-0)  
Last Pittsburgh Win at Home: Nov. 1, 1997 (7-6)  
(0-0-0 since last win)  
Last Vancouver Win at Home: Oct. 26, 1996 (2-1)  
(0-1-0 since last win)  
Last Pittsburgh Win at Vancouver: Oct. 25, 1997 (3-2)  
(0-0-0 since last win)  
Last Vancouver Win at Pittsburgh: Jan. 7, 1989 (7-5)  
(0-8-1 since last win)  
Most Goals by Pittsburgh vs Vancouver: 9, Oct. 6, 1976 (P, 9-5);  
Mar. 13, 1979 (P, 9-3); Feb. 15, 1986 (P, 9-4)  
Most Goals by Vancouver vs Pittsburgh: 10, Dec. 19, 1980  
(V, 10-4)  
Most Goals by Both Teams: 14, four times, last time - Feb. 29, 1984  
(V, 9-5)  
Last Pittsburgh Shutout vs Vancouver: Jan. 23, 1987 (6-0) - Gilles  
Meloche and Roberto Romano  
Last Vancouver Shutout vs Pittsburgh: Feb. 17, 1988 (5-0) -  
Kirk McLean  
Last Pittsburgh Hat Trick vs Vancouver: Jan. 23, 1987 -  
Mario Lemieux  
Last Vancouver Hat Trick vs Pittsburgh: Jan. 7, 1989 - Tony Tanti  
Last Pittsburgh Trade with Vancouver: Mar. 20, 1996, Alek Stojanov  
to Pittsburgh for Markus Naslund  
Overtime Record vs Pittsburgh: 0-2-3

YEAR	TOTAL	HOME	ROAD	GF-CA
1970-71	4-1-1	3-0-0	1-1-1	24-15
1971-72	4-2-0	2-1-0	2-1-0	21-20
1972-73	3-2-0	2-1-0	1-1-0	18-14
1973-74	4-1-0	2-0-0	2-1-0	27-16
1974-75	3-1-0	2-0-0	1-1-0	18-15
1975-76	2-1-1	1-0-1	1-1-0	16-15
1976-77	2-1-1	1-0-1	1-1-0	16-10
1977-78	1-2-1	1-1-0	0-1-1	16-16
1978-79	3-1-0	1-1-0	2-0-0	24-16
1979-80	2-1-1	1-0-1	1-1-0	13-12
1980-81	0-3-1	0-1-1	0-2-0	13-23
1981-82	2-0-1	1-0-0	1-0-1	13-10
1982-83	1-2-0	1-1-0	0-1-0	10-17
1983-84	1-2-0	0-1-0	1-1-0	12-14
1984-85	2-1-0	2-0-0	0-1-0	17-14
1985-86	2-1-0	1-0-0	1-1-0	18-11
1986-87	1-0-2	0-0-2	1-0-0	11-5
1987-88	1-2-0	1-0-0	0-2-0	10-14
1988-89	2-1-0	1-1-0	1-0-0	14-12
1989-90	1-2-0	1-0-0	0-2-0	10-13
1990-91	1-1-1	1-0-1	0-1-0	9-7
1991-92	2-0-0	1-0-0	1-0-0	11-6
1992-93	2-0-0	1-0-0	1-0-0	10-3
1993-94	2-0-0	1-0-0	1-0-0	8-5
1994-95	DID NOT PLAY			
1995-96	2-0-0	1-0-0	1-0-0	15-9
1996-97	1-1-0	1-0-0	0-1-0	7-6
1997-98	2-0-0	1-0-0	1-0-0	10-8
<b>TOTAL</b>	<b>53-29-10</b>	<b>31-8-7</b>	<b>22-21-3</b>	<b>391-326</b>



# Pittsburgh vs. Vancouver

1997-98	GP	W	L	T	PTS	GF	GA	PPG	SHG	PEN	PIM
PITTSBURGH	2	2	0	0	4	10	8	3-12	1	8	16
VANCOUVER	2	0	2	0	0	8	10	1-6	0	14	28

## AT PITTSBURGH (1-0-0)

### AT PITTSBURGH (1-0-0)

Oct. 25	PITTSBURGH (WREGGET)	3	at	Vancouver (McLean)	2	WG - Hatcher*
Nov. 1	Vancouver (McLean)	6	at	PITTSBURGH (BARRASSO)	7	WG - Brown**

\* Hatcher scored at 0:41 of overtime.

\*\* Brown scored at 3:52 of overtime

Barrasso replaced Wregget at 3:12 on Oct. 25

Wregget replaced Barrasso at 10:40 on Nov. 1

## GOALS & SHOTS BY PERIOD

	1 <sup>ST</sup>	2 <sup>ND</sup>	3 <sup>RD</sup>	OT	TOTAL
PITTSBURGH	3-15	3-30	2-27	2-5	10-77
VANCOUVER	6-22	2-7	0-13	0-3	8-45

PITTSBURGH	GP	G	A	PTS	PIM	SOG	+/-	VANCOUVER	GP	G	A	PTS	PIM	SOG	+/-
Brown	2	2	2	4	0	8	3	Messier	2	2	1	3	2	5	1
Barnes	2	1	3	4	0	8	3	Bure	2	1	2	3	4	7	1
Francis	2	1	3	4	0	9	-2	Vaic	1	1	1	2	0	3	2
Straka	2	2	1	3	0	7	E	Linden	2	1	1	2	2	3	-2
Jagr	2	0	3	3	0	9	-2	Naslund	2	1	1	2	2	3	2
Olczyk	2	2	0	2	0	7	-1	Sillinger	2	1	1	2	0	4	E
Morozov	2	1	1	2	0	4	-2	Hedican	2	0	2	2	2	3	3
Johansson	2	0	2	2	0	4	-1	Ohlund	2	0	2	2	0	5	-2
Hatcher	2	1	0	1	0	5	-2	Scatchard	2	1	0	1	2	1	1
P. Ferraro	2	0	1	1	2	0	E	Walker	2	0	1	1	0	0	1
Hicks	2	0	1	1	2	4	2	Aucoin	1	0	0	0	0	0	E
Wilkinson	2	0	1	1	4	1	1	Babych	1	0	0	0	0	0	E
Barrasso	2	0	0	0	0	0	-	Bohonos	1	0	0	0	0	0	-1
Butenschon	2	0	0	0	0	0	E	Courville	1	0	0	0	0	0	-1
Kasparaitis	2	0	0	0	0	1	-2	Ledyard	1	0	0	0	0	2	E
Olausson	2	0	0	0	0	3	-1	Lumme	1	0	0	0	0	0	-1
Siegr	2	0	0	0	2	5	1	McAllister	1	0	0	0	4	0	E
Tamer	2	0	0	0	2	1	2	Brashear	2	0	0	0	2	4	-2
Wregget	2	0	0	0	0	0	-	McLean	2	0	0	0	0	0	-
Wright	2	0	0	0	2	1	E	Murzyn	2	0	0	0	4	4	-3
Bench					2			Noonan	2	0	0	0	0	0	-3
								Odjick	2	0	0	0	0	1	E
								Stalos	2	0	0	0	4	0	4
<b>TOTAL</b>	<b>2</b>		<b>(10-18-28)</b>	<b>16</b>	<b>77</b>			<b>TOTAL</b>	<b>2</b>		<b>(8-12-20)</b>	<b>28</b>	<b>45</b>		

## GOALTENDERS

	GP	MP	GF	GA	ENG	SO	AVG	SHOTS	SVPCT	W-L-T
Wregget (P)	2	56:24	5	2	0	0	2.13	21	.905	1-0-0
Barrasso (P)	2	68:09	5	6	0	0	5.28	24	.750	1-0-0
<b>PITTS. TOTALS</b>	<b>2</b>	<b>124:33</b>	<b>10</b>	<b>8</b>	<b>0</b>	<b>0</b>	<b>3.85</b>	<b>45</b>	<b>.822</b>	<b>2-0-0</b>

McLean (V)	2	124:33	8	10	0	0	4.82	77	.870	0-2-0
<b>VANCOUVER TOTALS</b>	<b>2</b>	<b>124:33</b>	<b>8</b>	<b>10</b>	<b>0</b>	<b>0</b>	<b>4.82</b>	<b>77</b>	<b>.870</b>	<b>0-2-0</b>

## POWER PLAY GOALS:

PITTSBURGH (2 for 13) - Barnes, Brown

VANCOUVER (1 for 6) - Bure

## SHORT HANDED GOALS:

PITTSBURGH (1) - Straka

## 1998-99 SCHEDULE


Oct. 30 @ VANCOUVER (10:00pm)

Feb. 11 @ PITTSBURGH (7:30pm)

# WASHINGTON CAPITALS



**Ron Wilson**



## TEAM INFORMATION

**Location:** USAir Arena, 1 Harry S. Truman Drive, Landover, MD 20785  
**Founded:** 1974  
**Owner:** Abe Pollin  
**Governor and President:** Dick Patrick  
**General Manager:** George McPhee  
**Head Coach:** Ron Wilson  
**NHL Career Record (Seasons):** 160-175-43 (5)  
**Assistant Coaches:** Tim Army and Tim Hunter  
**Vice President of Communications:** Matt Williams

**Public Relations Assistant:** Jesse Price  
**Communications Coordinator:** Julie Hensley  
**Head Trainer:** Stan Wong  
**Arena (Capacity):** USAir Arena (18,130)  
**General Office Phone:** (301) 386-7000  
**Press Box Phone:** (301) 350-3400 x1750  
**FAX Phone:** (301) 386-7012  
**Starting Times of Games:** 7:35pm  
**Team Colors:** Blue, Bronze, Black and White  
**Radio:** WTEM 570-AM  
**Commercial TV:** WBDC-50-television  
**Cable TV:** Home Team Sports

## VS. PITTSBURGH PENGUINS

**All-Time NHL Record:** 797-859-246  
**1997-98 Record:** 40-30-12  
**1997-98 Finish:** 3rd (Atlantic Division)  
**1998 Playoff Record:** Won, Boston, 4-2, Eastern Conference Quarterfinals; Won, Ottawa, 4-1, Eastern Conference Semifinals; Won, Buffalo, 4-2, Eastern Conference Finals; Lost, Detroit, 4-0, Stanley Cup Finals  
**1997-98 Top Scorer:** Peter Bondra (52-26-78)  
**Stanley Cup Titles:** None  
**All-Time Washington Scorer vs Pittsburgh:** Mike Gartner (60gp, 39-36-75)  
**All-Time Pittsburgh Scorer vs Washington:** Mario Lemieux (55gp, 47-45-92)  
**Longest Washington Win Streak vs Pittsburgh:** 9, Dec. 2, 1984-Nov. 20, 1985  
**Longest Pittsburgh Win Streak vs Washington:** 7, Feb. 2, 1988-Nov. 30, 1988  
**Longest Washington Undeclared Streak vs Pittsburgh:** 16, Oct. 25, 1983-Nov. 20-1985 (15-0-1)  
**Longest Pittsburgh Undeclared Streak vs Washington:** 7, Feb. 2, 1988-Nov. 30, 1988 (7-0-0)  
**Last Pittsburgh Win at Home:** Dec. 30, 1996 (5-3) (0-1-1 since last win)  
**Last Washington Win at Home:** Nov. 1, 1996 (4-2) (0-2-1 since last win)  
**Last Pittsburgh Win at Washington:** Dec. 26, 1997 (4-1) (0-0-1 since last win)  
**Last Washington Win at Pittsburgh:** Nov. 12, 1997 (4-1) (0-0-1 since last win)  
**Most Goals by Pittsburgh vs Washington:** 12, Mar. 15, 1975 (P, 12-1)  
**Most Goals by Washington vs Pittsburgh:** 9, Mar. 1, 1984 (W, 9-1); Dec. 2, 1984 (W, 9-1)  
**Most Goals by Both Teams:** 15, Oct. 11, 1988 (P, 8-7)  
**Last Pittsburgh Shutout vs Washington:** Nov. 18, 1995 (3-0) - Ken Wregget  
**Last Washington Shutout vs Pittsburgh:** Oct. 29, 1991 (8-0) - Don Beaupre  
**Last Pittsburgh Hat Trick vs Washington:** Mar. 18, 1993 - Mario Lemieux (4)  
**Last Washington Hat Trick vs Pittsburgh:** Nov. 1, 1996 - Joe Juneau  
**Last Pittsburgh Trade with Washington:** Mar. 12, 1985, Jim McGeough to Pittsburgh for Mark Taylor  
**Overtime Record vs Pittsburgh:** 2-5-7

YEAR	TOTAL	HOME	ROAD	GF-GA
1974-75	5-1-0	3-0-0	2-1-0	36-13
1975-76	4-1-1	2-1-0	2-0-1	36-23
1976-77	1-4-1	1-2-0	0-2-1	16-22
1977-78	1-4-1	0-2-1	1-2-0	15-20
1978-79	4-3-1	2-1-1	2-2-0	32-28
1979-80	3-1-0	2-0-0	1-1-0	16-10
1980-81	2-1-1	0-1-1	2-0-0	18-14
1981-82	5-2-1	2-1-1	3-1-0	40-33
1982-83	1-5-1	1-2-0	0-3-1	23-36
1983-84	1-6-0	0-4-0	1-2-0	12-28
1984-85	0-6-1	0-2-1	0-4-0	20-44
1985-86	1-6-0	1-3-0	0-3-0	22-27
1986-87	4-3-0	3-0-0	1-3-0	30-26
1987-88	5-1-1	3-0-1	2-1-0	32-23
1988-89	4-3-0	2-1-0	2-2-0	31-35
1989-90	5-2-0	3-1-0	2-1-0	34-28
1990-91	4-2-1	2-1-0	2-1-1	29-26
1991-92	2-5-0	1-2-0	1-3-0	21-35
1992-93	5-1-1	3-0-0	2-1-1	32-22
1993-94	1-2-1	1-1-0	0-1-1	14-18
1994-95	2-2-0	1-1-0	1-1-0	10-11
1995-96	3-1-0	2-0-0	1-1-0	12-8
1996-97	3-1-0	2-0-0	1-1-0	14-11
1997-98	1-1-2	0-1-1	1-0-1	9-9
<b>TOTAL</b>	<b>67-64-14</b>	<b>37-27-7</b>	<b>30-37-7</b>	<b>554-550</b>

# Pittsburgh vs. Washington

1997-98	GP	W	L	T	PTS	GF	GA	PPG	SHG	PEN	PIM
PITTSBURGH	4	1	1	2	4	9	9	2-19	0	15	30
WASHINGTON	4	1	1	2	4	9	9	3-12	1	22	44

## AT PITTSBURGH (0-1-1)

### AT WASHINGTON (1-0-1)

Nov. 12	WASHINGTON (KOLZIG)	4	at	Pittsburgh (Barrasso)	1	WG - Klee
Dec. 26	PITTSBURGH (BARRASSO)	4	at	Washington (Kolzig)	1	WG - Jagr
Jan. 28	Pittsburgh (Barrasso)	2	at	Washington (Kolzig)	2	
Feb. 4	Washington (Kolzig)	2	at	Pittsburgh (Barrasso)	2	

Skudra replaced Barrasso at 40:00 on Nov. 12

## GOALS & SHOTS BY PERIOD

	1 <sup>ST</sup>	2 <sup>ND</sup>	3 <sup>RD</sup>	OT	TOTAL
PITTSBURGH	2-36	1-34	6-48	0-1	9-119
WASHINGTON	2-31	6-34	1-25	0-7	9-97

PITTSBURGH	GP	G	A	PTS	PIM	SOG	+/-	WASHINGTON	GP	G	A	PTS	PIM	SOG	+/-
Jagr	4	3	2	5	0	20	-1	Oates	4	2	4	6	4	5	+1
Hatcher	3	1	2	3	4	13	+2	Bondra	4	2	3	5	2	12	E
Francis	4	0	3	3	0	13	E	Brunette	2	1	2	3	2	3	+1
Barnes	4	1	1	2	0	10	+2	Zednik	4	1	1	2	2	12	E
Brown	4	0	2	2	0	8	+1	Klee	3	1	0	1	0	3	E
Werenka	4	0	2	2	0	4	+1	Housley	4	1	0	1	2	10	-1
C.Ferraro	2	1	0	1	2	2	E	Miller	4	1	0	1	0	2	E
Hicks	3	1	0	1	0	4	+1	Cote	3	0	1	1	0	6	E
Lang	3	1	0	1	4	2	+2	Berube	4	0	1	1	2	3	E
Siegr	4	1	0	1	2	4	+1	Hunter	4	0	1	1	2	6	E
Morozov	3	0	1	1	0	1	E	Konowalchuk	4	0	1	1	0	4	-1
Kasparaitis	4	0	1	1	0	6	+1	Reekie	4	0	1	1	10	3	E
Olausson	4	0	1	1	2	8	-3	Witt	4	0	1	1	2	4	-1
Wright	4	0	1	1	8	3	+1	Eagles	1	0	0	0	0	0	-1
Butenschon	1	0	0	0	0	0	E	Juneau	1	0	0	0	0	0	E
Moran	1	0	0	0	0	1	E	Krygier	1	0	0	0	2	1	E
Skudra	1	0	0	0	0	0	-	Malgunas	1	0	0	0	2	0	+1
P.Ferraro	2	0	0	0	0	2	-1	Gratton	2	0	0	0	2	3	E
Valk	2	0	0	0	0	0	+1	C.Johansson	2	0	0	0	0	2	-1
Wilkinson	2	0	0	0	0	0	E	Nikolishin	2	0	0	0	0	4	-2
A.Johansson	3	0	0	0	0	1	-3	Tinordi	2	0	0	0	0	0	E
Olczyk	3	0	0	0	0	6	E	Toms	2	0	0	0	0	2	-2
Barrasso	4	0	0	0	4	0	-	Bulis	3	0	0	0	4	2	-2
Straka	4	0	0	0	4	4	E	Pivonka	3	0	0	0	2	2	E
Tamer	4	0	0	0	0	7	E	Gonchar	4	0	0	0	4	8	-1
								Kolzig	4	0	0	0	0	0	-
<b>TOTAL</b>	<b>4</b>	<b>(9-16-25)</b>		<b>30</b>	<b>119</b>			<b>TOTAL</b>	<b>4</b>	<b>(9-16-25)</b>		<b>44</b>	<b>97</b>		

## GOALTENDERS

	GP	MP	GF	GA	ENG	SO	AVG	SHOTS	SVPCT	W-L-T
Skudra (P)	1	20:00	1	0	0	0	0.00	8	1.000	0-0-0
Barrasso (P)	4	230:00	8	9	0	0	2.35	89	.899	1-1-2
<b>PITTS. TOTALS</b>	<b>4</b>	<b>250:00</b>	<b>9</b>	<b>9</b>	<b>0</b>	<b>0</b>	<b>2.16</b>	<b>97</b>	<b>.907</b>	<b>1-1-2</b>
Kolzig (W)	4	248:51	9	8	1	0	1.93	118	.932	1-1-2
<b>WASHINGTON TOTALS</b>	<b>4</b>	<b>250:00</b>	<b>9</b>	<b>9</b>	<b>1</b>	<b>0</b>	<b>2.16</b>	<b>119</b>	<b>.924</b>	<b>1-1-2</b>

## POWER PLAY GOALS:

PITTSBURGH (2 for 19) - Barnes, Hatcher

WASHINGTON (3 for 12) - Bondra, Housley, Oates

## SHORT-HANDED GOALS:

WASHINGTON (1) - Miller

## 1998-99 SCHEDULE

Nov. 25 @ WASHINGTON (7:00pm)

Dec. 19 @ PITTSBURGH (7:30pm)

Feb. 15 @ PITTSBURGH (7:30pm)

Feb. 28 @ WASHINGTON (3:00pm)

# Leading Scorers vs. Pittsburgh 1967-1998

#	PLAYERS	TEAM(S)	GP	G	A	PTS	PIM	PP	SH	GW
1	GRETZKY, Wayne*	Edm., LA, St.L., NYR	53	43	76	119	14	6	3	8
2	CLARKE, Bobby	Phi.	76	44	64	108	67	9	6	6
3	TROTTIER, Bryan	NYI	82	47	58	105	58	18	2	5
4	DIONNE, Marcel	Det., LA, NYR	82	41	62	103	40	8	2	4
5	LAFLEUR, Guy	Mtl., NYR, Que.	73	47	55	102	25	12	2	10
6	GARTNER, Mike*	Wsh., Min., NYR, Tor., Pho.	94	56	45	101	110	22	2	6
7	MESSIER, Mark*	Edm., NYR, Van.	65	29	66	95	131	7	1	3
8	PERREAULT, Gilbert	Buf.	69	39	51	90	16	11	0	10
9	PARK, Brad	NYR, Bos., Det.	64	31	59	90	15	2	6	
10	ESPOSITO, Phil	Bos., NYR	65	40	44	84	54	16	1	8
11	BOURQUE, Ray*	Bos.	66	21	63	84	61	8	3	3
12	SITTLER, Darryl	Tor., Phi., Det.	71	37	46	83	69	10	0	6
13	MULLER, Kirk*	Nj, Mtl., NYI, Tor., Fla.	72	27	51	78	120	16	0	4
14	RATELLE, Jean	NYR, Bos.	67	31	46	77	12	6	0	5
15	LAFONTAINE, Pat	NYI, Buf., NYR	67	37	39	76	30	17	1	3
16	RIDLEY, Mike	NYR, Wsh., Van.	62	35	43	76	37	14	0	3
17	BOSSY, Mike	NYI	53	42	31	73	12	17	0	9
18	STATS'NY, Peter	Que., Nj	51	32	40	72	33	14	1	3
19	PROPP, Brian	Phi., Min., Hfd.	73	27	45	72	91	7	1	2
20	POTVIN, Denis	NYI	74	11	61	72	117	8	0	2
21	CORING, Butch	LA, NYI	80	34	37	71	12	9	6	3
22	MIKITA, Stan	Chi.	52	32	39	71	51	5	1	6
23	BUCYK, John	Bos.	54	15	56	71	6	3	0	2
24	HUNTER, Dale*	Que., Wsh.	83	24	45	69	252	8	0	1
25	BARBER, Bill	Phi.	58	37	30	67	28	9	4	4
26	TONELLI, John	NYI, LA, Chi., Que.	63	25	42	67	46	6	3	4
27	MARUK, Denis	Cal., Cle., Min., Wsh.	57	32	34	66	74	8	1	1
28	McDONALD, Lanny	Tor., Cgy.	53	27	39	66	36	7	1	2
29	LEMAIRE, Jacques	Mtl.	63	27	38	65	6	6	2	7
30	SUTTER, Brent*	NYI, Chi.	74	25	40	65	125	11	0	3
31	HOWE, Mark	Hfd., Phi., Det.	65	18	47	65	32	8	3	2
32	COURNOYER, Yvon	Mtl.	54	28	36	64	8	7	0	8
33	VERBEEK, Pat*	Nj, Hfd., NYR, Dal.	66	26	37	63	27	9	0	2
34	STEVENS, Scott*	Wsh., St.L., Nj	90	18	45	63	274	6	0	3
35	MAHOVLICH, Peter	Mtl.	51	24	38	62	45	4	1	5
36	KERR, Tim	Phi., NYR, Hfd.	54	31	30	61	76	14	0	6
37	SHUTT, Steve	Mtl.	58	28	33	61	28	6	0	2
38	TAYLOR, Dave	LA	51	18	43	61	64	5	0	3
39	MURPHY, Larry*	LA, Wsh., Min., Tor., Det.	61	17	44	61	34	7	0	3
40	ORR, Bobby	Bos., Chi.	40	20	40	60	80	7	0	2
41	ROBINSON, Larry	Mtl., LA	72	11	49	60	38	3	0	1

\*Active

## Individual Category Leaders

GAMES PLAYED		GOALS		ASSISTS		PENALTY MINUTES	
1. M. Gartner*	94	1. M. Gartner*	56	1. W. Gretzky*	76	1. S. Stevens*	274
2. S. Stevens*	90	2. B. Trottier*	47	2. M. Messier*	66	2. D. Hunter*	252
3. D. Hunter	83	G. Lafleur	47	3. B. Clarke	64	3. R. Tocchet*	236
4. B. Trottier	82	4. B. Clarke	44	4. R. Bourque*	63	4. C. Nilan	195
M. Dionne	82	5. W. Gretzky*	43	5. M. Dionne	62	5. K. Daneyko*	182

## Top Goaltenders vs. Pittsburgh (300 Minute Minimum)

#	GOALTENDER	TEAM(S)	GP	MIN	GA	GAA	SO	W-L-T
1	WAKELY, Ernie	St.L.	11	595	17	1.71	5	7-2-1
2	PARENT, Bernie	Tor., Phi.	36	2160	71	1.97	10	21-9-6
3	GAMBLE, Bruce	Phi., Tor.	15	882	27	2.04	5	7-3-3
4	EDWARDS, Roy	Det.	17	992	35	2.11	1	10-3-4
5	HALL, Glenn	St.L.	11	660	24	2.18	1	5-2-3
6	GIACOMIN, Ed	NYR, Det.	32	1900	74	2.33	7	20-7-4
7	CROZIER, Roger	Buf.	20	1055	42	2.39	1	10-1-6
8	RIGGIN, Pat	Atl., Cgy., Wsh., Bos.	14	840	34	2.43	2	9-2-3
9	PLANTE, Jacques	St. L.	20	1107	45	2.44	1	10-6-3
10	CAREY, Jim*	Wsh., Bos.	10	604	25	2.48	0	3-6-1
11	CHEEVERS, Gerry	Bos.	25	1480	62	2.51	3	15-5-5
12	ROY, Patrick*	Mtl., Col.	33	1928	83	2.58	0	19-8-5
13	ESPOSITO, Phil	Chi.	48	2880	124	2.58	5	30-11-6
14	DRYDEN, Ken	Mtl.	21	1215	53	2.62	1	15-3-2
15	FROESE, Bob	Phi., NYR	26	1494	66	2.65	0	20-4-1

## Individual Category Leaders

GAMES PLAYED		WINS		SHUTOUTS		SAVE PERCENTAGE	
1. R. Vachon	64	1. R. Vachon	34	1. B. Parent	10	1. E. Wakely	.937
2. J. Vanbiesbrouck*	55	2. T. Esposito	30	2. R. Vachon	7	2. B. Parent	.935
3. T. Esposito	48	3. K. Hrudey	22	E. Giacomini	7	3. B. Gamble	.933
4. B. Smith	44	J. Vanbiesbrouck*	22	4. B. Gamble	5	4. G. Hall	.927
5. C. Maniago	39	S. B. Parent	21	C. Maniago	5	5. J. Plante	.922
B. Smith	21			T. Esposito	5		
				E. Wakely	5		

OPPONENT	PLAYER	TEAM(S)	GP	G	A	PTS	PIM	OPPONENT	PLAYER	TEAM(S)	GP	G	A	PTS	PIM	OPPONENT	PLAYER	TEAM(S)	GP	G	A	PTS	PIM
AALTO, Antti		Ana.	2	0	0	0	0	BURR, Shawn		Det, TB, SJ	30	5	14	19	42	DINAIO, Rob		NYI, TB, Phi, Bos.	21	4	2	6	11
ADAMS, Greg		NJ, Van, Dal.	38	10	12	22	9	BURRIGIO, Randy		Bos., Wash., Buf.	35	15	24	29	32	DINGEMAN, Kevin		Hfd., Phi., Car.	40	10	18	28	113
ALBELIN, Tommy		Que., NJ, Cgy.	42	2	14	16	39	BURT, Adam		Hfd., Cal.	33	2	6	8	74	DONAGAN, Chris		NYI	1	0	0	0	0
ALFREDSSON, Daniel		Ott.	16	3	5	8	6	BYLMA, Dan		LA	3	0	0	0	0	DORN, Shane		Wpg., Pho.	4	0	0	0	12
Allison, Jason		Cgy.	1	0	0	0	5	CAIRNS, Eric		NYR	1	0	0	0	0	DOLLAS, Bobby		Wpg., Det., Ana.	12	0	3	3	29
ALLISON, Jason		Wsh., Bos.	13	5	12	17	4	CAMPBELL, Jirr		S.L.L.	4	1	0	1	0	DOMENICHELLI, Heat		Hfd., Cgy.	2	0	1	1	7
AMONTE, Tony		NJR, Chi.	24	8	9	17	14	CARBONNEAU, Guy		Med, Dal.	41	14	18	32	24	DOMI, Tie		NYR, Wpg., Tor.	16	1	3	4	94
ANDERSSON, Mikael		Buf., Hfd., TB	26	2	7	9	2	CARKNER, Terry		NYR, Que., Pri., Det., Fla.	51	3	16	19	112	DONATO, Tied		Bos.	29	11	12	23	14
ANDREYCHUK, Dale		Buf., Tor, NJ	43	18	27	45	42	CARNEY, Keith		Buf., Chi., Pho.	11	1	1	2	12	DONOVAN, Shean		SJ, Col.	6	0	2	2	13
ARMSTRONG, Derek		NYI	4	0	0	0	0	CARPENTER, Bob		Wsh., NYR, LA	74	23	35	58	68	DODD, Jrr		Cgy.	1	0	0	0	0
ARNOTT, Jason		Edm., NJ	10	3	6	9	12	CARTER, Arson		Wsh., Bos.	9	1	3	4	0	DRAPER, Bruce		Det., Wpg., Pho.	8	1	3	4	0
ARVEDSON, Magnus		Ott.	5	2	1	3	2	CASSELLS, Andrew		Min., Wsh., TB, N	25	1	10	11	32	DRUCE, John		Wpg., Det., Ana.	10	0	1	1	10
ATCHEMUNU, Blair		S.L.L.	2	0	1	1	0	CHAMBERS, Shawn		Min.	2	0	0	0	0	DRURY, Ted		Hfd., Ott., Ana.	10	0	1	1	2
AUCOIN, Adrian		Van.	3	0	1	1	0	CHARA, Zdenec		S.L.L., Hfd., S.L.L.	13	0	2	2	44	DUBINSKY, Steve		Chi.	3	0	0	0	0
AUDETTE, Donald		Buf.	28	9	4	13	14	CHEATE, Kelly		NYI	1	0	2	2	0	DUCHESNE, Steve		LA, Pri., Que., Ott., S.L.L.	34	8	13	21	20
Axelsson, Per		Bos.	6	1	1	2	0	CHEATHAM, Vladimir		NYI	1	0	2	2	0	DORAK, Radek		Fla.	11	3	6	9	2
BARBYCH, Dave		Wpg., Hfd., Van.	34	4	17	43	14	CHELOS, Chris		Min., Chi.	30	6	21	27	66	DYHUSIS, Karl		Phi, TB	13	1	0	1	14
BASER, Jamie		Que., Ott., SJ, Tor.	10	0	3	3	12	CHOISEUX, Steve		Det., Cgy., Hfd., Car.	26	4	11	15	51	EAGLES, Mike		Que., C, Wpg., Hfd.	31	2	3	5	37
BAANSTADT, Drew		TB, Edm.	3	1	0	1	2	CHOISSE, Tom		Min., NJ, Ott., NYI	34	2	6	8	14	EAKINS, Dallas		NYR, Fla.	4	0	0	0	2
BARANBY, Matthew		Buf.	21	3	4	7	90	CHIRILIA, Shane		Hfd., Cgy., Min., Det., NYR	18	1	2	34	EASTWOOD, Mike		Tor, Wpg., Pho., NYR	7	2	0	2	2	
BARON, Murray		St. L., MIU, Pho.	12	0	1	1	22	CICCONETTI, Dean		NYI, Bos.	15	1	0	1	23	EGLAND, Allan		TB	1	0	0	0	2
BASSEN, Bub		NYI, Chi., S.L.L.	33	4	2	6	31	CICCONE, Enrico		Wsh., Wash., Det., TB, Fla.	57	28	31	59	57	ELLAS, Patrick		NJ	5	1	0	1	0
BATTACIA, Bates		Car.	2	0	0	0	0	CLICCOE, Bob		Wsh., Wash., Det., Car., TB	1	0	0	0	0	ELLET, Tom		Wpg., Tor., NJ, Bos.	39	2	15	17	26
BAUMGARTNER, Ken		LA, NY, Tor., Ana, Bos.	28	0	1	1	94	CLEGG, Wendell		Ott.	1	0	0	0	0	EMERSON, Nelson		S.L.L., Wpg., Hfd., Car.	22	7	10	17	6
BELANGER, Ken		NYI	3	0	0	0	21	CLARK, Brent		MIU	4	0	0	0	0	ERIKSSON, Anders		Det.	1	0	1	1	0
BELLONS, Brian		Min., MIU, TB, Ana.	45	18	17	35	25	CLARK, Michael		Tor, Que., NY, Tor.	40	0	0	0	0	FEBREY, Bob		SJ, Det., Dal.	18	6	1	2	3
BELIBRI, Bryan		NYR	27	5	7	25	27	CLARK, Paul		Edm., LA, Det.	34	9	26	55	18	FALLOON, Pat		NYI, Cgy.	2	1	6	9	0
BELITSKY, Drake		Tor, Edm.	4	0	1	1	4	CONROY, Craig		Hfd., Phi.	5	1	0	1	0	FEDOROV, Sergei		Det.	14	1	9	20	13
BEREZIN, Sergei		Tor.	4	1	0	1	0	CORRETT, Rene		Col.	4	0	0	0	2	FERRARO, Ray		Hfd., NYI, NYR, LA	43	17	20	37	56
BERG, Aki		NYI, Tor, NYR	29	5	9	14	14	CORRETT, Rene		Col.	4	0	0	0	2	FETISOV, Vladislav		Hfd., NYI, Wpg.	37	3	12	15	69
BERG, Bill		Chi., NYI, Hfd.	37	2	7	9	52	CORBETT, Bob		Buf., Ana, Phi., Pho.	14	2	2	4	18	FEWLEY, Jeff		NYI, Phi, Wpg.	16	0	0	0	8
BERGEMAN, Marc		TB, Det., St. L.	9	2	5	7	6	CORSON, Shawn		Med, Edm. S.L.L., MIU	32	9	14	23	33	FINLAYSON, Tom		NYI, Fla.	35	4	9	13	21
BERTUZZI, Todd		NYI	9	2	5	7	6	COTE, Sylvain		Hfd., Wsh.	43	4	8	12	28	FLEURY, Theoren		Cgy.	19	10	18	28	24
BERUBE, Craig		Phi, Tor, Cgy., Wsh.	41	4	2	6	23	COURTNALL, Geoff		Bos., Wsh., S.L.L.	41	16	21	37	65	FOOTE, Adam		Que., Col.	16	2	2	3	33
BEUKERBOOM, Jeff		Edm., NYR	38	0	7	17	131	COURTNALL, Russ		Det., Van., S.L.L.	33	15	17	32	26	FORBES, Colin		Phi.	3	0	1	1	9
BLACK, James		Chi.	4	0	1	1	0	COUVILLE, Larry		Det., Van., NYR, LA	1	0	0	0	0	FORSBERG, Peter		Que., Col.	9	4	9	13	10
BLACK, Robert		LA	14	2	5	7	8	CRAYEN, Murray		Det., Phi., Hfd., Van., Chi., SJ	56	21	30	53	47	FRASER, Scott		Edm.	1	0	0	0	0
BLAKE, Bob		Buf., SJ, NY	30	2	19	21	24	CROSS, Cory		TB	16	0	2	2	18	FRESEN, Jeff		SJ	6	2	4	6	6
BODGER, Doug		Van.	1	0	0	0	0	CULLUM, Matt		Ana.	2	0	0	0	2	GAGNER, Dave		NYR, Min., Dal.	31	15	15	30	28
BONOMO, Lenny		NJ	1	0	0	0	0	CULLUMS, Jessen		MIU, TB	7	0	1	1	4	GALLEY, Garry		Tor, Cgy., Fla.	52	8	28	36	77
BOMBARDI, Brad		NYI	19	2	5	7	14	CUMMINGS, Iiro		Phi, TB, Chi.	6	1	2	6	0	GARDNER, Bruce		Ott.	9	1	2	3	21
BONDRA, Peter		Wsh.	37	12	14	26	40	CUNNINGHAM, Randy		Sid, Wpg., Hfd., Ott.	34	7	5	10	112	GARRENOV, Johan		SJ, Fla.	16	4	10	14	0
BONK, Radek		Ott.	19	2	5	7	14	CZISZAK, Marous		Bos., Edm., NYI	13	5	5	10	0	GARTNER, Mike		Wsh., Min., NYR	94	56	45	101	112
BONSKIGNORE, Jason		TB	2	0	0	0	0	DACKELL, Andrew		Ott., Phi.	23	2	12	16	0	GATTON, Bergoit		Tor, Pho.	1	0	1	2	6
BORDELEAU, Sebastien		MIU	7	2	1	3	2	DADENEAU, Keith		Van, Phi, MIU, Ana.	35	2	11	13	33	GAVNEY, Aaron		TB, Cgy.	9	1	1	2	6
BOTTRELL, Jason		Dal.	1	0	0	0	0	DANIELS, Jeff		Hfd., Car.	2	0	0	0	0	GELINAS, Martin		Edm., Que., Van, Car.	21	6	4	10	4
BOUCHARD, Joel		Cgy.	4	0	1	1	0	DANIELS, Scott		Hfd., Phi., NYI	11	1	1	2	54	GILCHRIST, Brent		MI, Edm., Dal., Det.	19	2	2	4	8
BOUCHER, Philippe		Buf., LA	8	0	3	3	10	DARBY, Craig		Phi.	1	0	0	0	0	GILL, Bill		Bos.	6	0	1	1	0
BOUCHNER, Bob		Buf.	10	0	1	1	23	DAZE, Eric		Chi.	5	1	3	4	0	GILL, Todd		Tor, SJ	19	2	6	8	32
BOURQUE, Ray		Bos.	66	21	63	64	81	DEADMANSH, Adam		Que., Col.	10	5	5	10	11	GILMOUR, Doug		S.L.L., Cgy., Tor, NJ	38	15	31	46	44
BOWEN, Jason		Phi., Edm.	6	0	0	0	8	DEAN, Kevin		Edm., TB	9	0	2	2	6	GONCHAR, Sergei		Wsh.	14	3	2	5	6
BRADLEY, Brian		Cgy., Van, Tor, TB	31	9	16	25	23	DEAKEL, Andrew		NYI	2	0	0	0	44	GONCHAROV, Daniel		NYR	3	1	0	1	0
BRASHAR, Donald		MIU, Van.	8	0	0	0	13	DEANON, Paul		Ott., S.L.L.	5	1	2	0	0	GORBUNOV, Stan		NYR, LA, SJ	24	17	10	27	34
BRIER, Daniel		Phi.	1	0	0	0	0	DEGENER, Boyd		Edm.	2	0	0	0	0	GOSSEL, Michael		Buf.	13	1	1	2	10
BRINDAMOUR, Rod		St. L., Phi.	39	17	32	49	29	DEKORV, Greg		NYI, MIU, Van., Hfd., Phi.	44	3	10	13	103	GLASSBORO, Aksei		Que., Col.	21	1	6	7	12
BRISBERIS, Patrice		MIU	24	2	12	14	45	DEKORV, Greg		NYI, MIU, Van., Hfd., Phi.	44	3	10	13	103	GLUSTAFSSON, Per		Tor, Ott.	6	0	0	0	0
BROWN, Curtis		Buf.	6	1	0	1	4	DEKORV, Greg		NYI, MIU, Van., Hfd., Phi.	44	3	10	13	103	HACGERBERT, Sean		NYI	1	0	0	0	0
BROWN, Doug		NJ, Det.	34	8	12	20	4	DEKORV, Greg		NYI, MIU, Van., Hfd., Phi.	44	3	10	13	103	HALKO, Steven		Car.	2	0	0	0	0
BROWN, Jeff		Que., S.L.L., Van., Hfd., Car, Tor.	28	8	22	30	34	DENBY, Craig		Buf.	21	2	4	6	6	GARDNER, Bruce		Ott.	9	1	2	3	21
BROWN, Kevin		Hfd., Car.	2	0	0	0	0	DENZEL, Andrew		Phi.	1	0	0	0	0	GARDNER, Bruce		Ott.	9	1	2	3	21
BRUNET, Benoit		MIU	16	2	7	9	10	DEPARKER, Vincent		Det.	2	0	0	0	0	GARDNER, Bruce		Ott.	9	1	2	3	21
BRUNETTE, Andrew		Wsh.	5	1	2	3	4	DERRON, Scott		Phi., TB, Chi.	6	1	2	6	0	GARDNER, Bruce		Ott.	9	1	2	3	21
BRUNY, Serge		NJ	6	2	1	3</																	

# Career Scoring Record vs. Pittsburgh

(Of players who played against Pittsburgh in 1997-98)

OPPONENT PLAYER	TEAM(S)	GP	G	A	PTS	PIM	OPPONENT PLAYER	TEAM(S)	GP	G	A	PTS	PIM	OPPONENT PLAYER	TEAM(S)	GP	G	A	PTS	PIM
HALLER, Kevin	Buf., Atl., Phil.	22	0	4	4	30	KOVALY, Alexi	NVR	21	16	7	17	18	MARLEAU, Patrick	SJ	2	1	0	1	0
Hic, Car							KOZLOV, Viktor	SJ, Fla.	5	2	3	5	2	MARSHALL, Grant	Dal.	5	0	0	0	0
HAMBLIK, Rogan	TB, Edm.	17	2	6	8	18	KOZLOV, Vlastislav	Det.	8	3	2	5	6	MARSHALL, Jason	Ana.	4	0	0	0	8
HARVEY, Todd	Dal.	5	0	3	0	6	KRAVCHUK, Igor	Chi. Edm., S.L. Ott.	13	1	4	5	2	MARTENS, Steve	Car.	1	0	0	0	0
HATCHER, Derian	Min., Dal.	11	1	4	5	12	KRUCINSKAS, Sergei	Chi.	5	1	3	4	0	MATTEAU, Stephane	Cgy, Chi., NVR	18	4	3	7	20
HEDICAN, Bret	S.L., Van.	8	1	3	4	6	KRUP, Robert	Van., Hd., Car.	31	9	10	19	6	MATTHEW, Richard	S.L., SJ	5	0	2	2	4
HENICE, Steve	Bos.	27	9	6	15	42	KRUP, Victor	Buf., NY, Que., Col.	36	4	8	12	39	MAY, Brad	Buf.	25	5	4	9	102
HENDRICKSON, Darby	NY, Tor.	8	1	0	1	11	KRUSE, Paul	Cgy, NYI	13	3	1	4	26	McALLISTER, Chris	Van.	1	0	0	4	0
HILL, Sean	Ana., Ott., Car.	26	1	0	1	11	KRUSH, Todd	Hd., Ana., Wsh.	25	5	7	12	87	McALPIN, Chris	S.L.	2	0	1	0	0
HLUSHKO, Todd	Cgy.	3	0	0	0	14	KUBINA, Pavel	TB	1	0	0	0	0	McAMMOND, Dean	Edm.	7	1	3	4	0
HOGUIND, James	Cgy, Mtl.	4	1	0	1	0	KURIN, Jani	Edm., LA Ana, Col.	44	19	25	44	2	MCCABE, Bryan	NBY	2	0	0	0	0
HOGUE, Benoit	Buf., NYI, Tor., Dal.	32	9	18	27	43	KYPREOS, Nick	Hd., NVR, Tor.	14	0	1	1	20	McCARREY, Sandy	Cgy, TB	21	1	1	2	43
HOLIK, Bobby	Hd., NJ	31	7	7	14	32	LACHANCE, Scott	NVI	21	1	4	5	15	McCARTHY, Darren	Det.	5	2	1	3	0
HOLMSTROM, Tomas	Det.	3	0	1	1	4	LACROIX, Daniel	Bos., NVR, Phi.	10	1	1	2	40	McCAULEY, Alan	LA, Bos., Ott.	16	4	5	10	14
HOLZINGER, Brian	Buf.	13	2	2	4	16	LACROIX, Eric	LA, Col.	6	0	1	1	2	McCLELLAN, Shawn	Edm.	2	1	0	1	0
HOUDA, Doug	Det. Buf., Hd., NY	20	0	3	3	20	LAFORT, Nathan	NVR, LA	2	0	0	0	0	McCLELLAN, Shawn	LA, Bos., Ott.	16	4	5	10	14
HOUGH, Mike	Que., Fla., NYI	31	5	9	14	8	LAFRANCA, Christian	Chi.	2	0	0	0	0	McGHEE, Daniel	Edm.	2	1	0	1	0
HOUDER, Bill	Wsh. Buf., Ana.	18	0	4	4	6	LAGOYANNE, Pat	NYI, Buf., NVR	67	37	39	76	30	McKENNIS, Marty	NYI, Cgy.	22	7	6	13	6
	S.L., TB, SJ						LAMBERT, Denny	Ana., Ott.	11	0	5	5	15	McKAY, Randy	Det., Jcy.	34	3	6	13	6
	Buf., Wyo., S.L.	44	13	24	37	14	LANCONO, Dylan	NVR	10	1	0	1	0	McKEE, Jay	Buf.	7	0	2	2	2
	Cgy., Wsh.						LANCONO, Jarne	Dal.	5	1	0	1	6	McKENNA, Steve	LA	1	0	0	0	17
HOUSLEY, Phil	S.L., Que., SJ	1	0	0	0	0	LANCONO, Darryl	TB	7	1	0	1	4	McKENNA, Jim	Hd., Det., Wyo., Phi.	14	2	0	2	48
	Chi., S.L., Edm.						LEPERE, Jr.	NVR, LA	4	0	0	0	0	McLAREN, Kyle	Bos.	9	1	2	3	8
HUARD, Bill	Bos., Ott., Dal, Edm.	6	0	1	1	19	LEPONT, Claude	Que., Cgy, NYI	21	6	9	15	20	McMORLEY, Marty	Edm., LA, NVR, SJ	26	4	7	11	44
HULL, Brett	Cgy, S.L.	23	14	19	33	16	LEPONT, Martin	Det.	5	1	1	2	2	MELLANBY, Scott	Phi., Edm., Fla.	54	16	20	36	77
HULL, Jody	Ott., Fla., TB	22	6	4	10	2	LEROUX, Igor	Van., SJ, Det.	17	4	9	13	4	MESSER, Eric	Col.	2	0	0	2	0
HULSE, Cale	Cgy.	4	0	2	2	2	LEROUX, Jarne	Que., Ott.	11	2	2	4	10	MESSER, Mark	Edm., NVR, Van.	65	29	66	95	131
HUNTER, Dale	Que., Wsh.	83	24	45	69	252	LEUS, Paul	Fla.	16	0	4	5	1	MESSER, Aaron	Col.	2	0	0	0	2
HURTELL, James	NJ, Bos., Cgy, TB	13	0	1	2	27	LEUNG, Steve	Wsh. Bos., S.L. Car	44	13	6	19	47	MILLER, Kelly	NVR, Wsh.	77	16	32	48	40
HURTELL, James	Tor., Wsh., Bos., SJ	41	12	19	31	2	LEUNG, John	Phil.	24	11	8	19	12	MILLER, Kevin	NVR, Det., S.L., SJ, Chi.	18	6	5	11	9
KINLA, Jarome	Cgy.	4	3	1	4	2	LEUNG, Grant	NVR, LA, Wsh., Buf., Dal., Bos.	36	2	10	12	37	MIRONOV, Boris	Wyo., Edm.	9	0	3	3	16
ISBIERT, Brad	Phi.	2	0	0	0	4	LEITCH, Brian	NVR	47	12	49	61	27	MIRONOV, Dmitri	Tor., Ana.	7	2	3	5	4
ISBIERT, Brad	NYI	1	0	0	0	0	LEIBER, Sylvain	NJ, Tor., Que., Col.	21	1	9	10	10	MITCHELL, Jeffrey	Dal.	1	0	0	0	0
JANNEY, Craig	Bos., S.L., Phi.	18	3	15	18	4	LEIBER, Jere	Dal.	4	0	0	0	0	MODANO, Mike	Min., Dal.	16	9	9	18	6
JANSENS, Mark	Hd., Ana.	23	0	5	3	33	LEIBER, Claude	Mtl., NJ, Col.	46	20	22	42	62	MODAN, Fredrik	Tor.	4	2	2	2	2
JANSSON, Calle	Buf., Wsh.	49	6	16	22	18	LEMOUX, Jocelyn	S.L., Chi., Hd., Cgy, Phi.	23	0	2	2	0*	MORIN, Sandy	Bos., LA	9	2	3	5	5
JOHNSON, Craig	S.L., LA	4	0	1	1	2	LEMOUX, Jocelyn	Edm., Ott., Col.	5	0	0	0	13	MOGILNY, Alexander	Buf., Van.	21	11	12	23	24
JOHNSON, Craig	Det., Chi.	4	2	0	2	2	LEMOUX, Jean-Yves	Chi.	1	0	0	0	0	MORE, Jay	SJ, NVR, Pho.	10	2	2	4	22
JOHNSON, Matt	Min., Dal., Wsh., Psa.	17	0	5	3	30	LESCHINSKY, Curtis	Que. Col., Hd., Car.	31	2	7	9	35	MOREAU, Ethan	Chi.	4	2	4	6	4
JOHNSON, Mike	LA	2	0	0	0	5	LEUNG, Jeff	NYI	1	0	0	0	0	MORRIS, Derek	Cgy.	2	0	0	2	0
JOHNSON, Mike	Tor.	3	1	1	2	0	LEUNG, Doug	Van., NVR	32	5	14	19	17	MORRISON, Brendan	NJ	1	1	0	1	0
JOHNSON, Olli	LA	1	0	0	0	4	LEUNG, Niklas	Det.	13	1	5	6	0	MULLER, Kirk	NJ, Mtl., NYI, Tor., Fla.	72	27	51	78	120
JONES, Keith	Wsh., Col.	19	2	7	9	33	LEUNG, Udo	Dal.	1	0	0	0	0	MURPHY, Craig	Dal.	2	0	0	0	0*
JONSON, Kerry	Tor., NYI	11	2	7	9	9	LINDROF, Jonon	NVR	2	0	0	0	0	MURPHY, Gord	Phi., Bos., Fla.	46	7	14	41	28
JONSON, Kerry	Edm., TB, Van., Phi.	10	2	3	5	10	LINDROF, Trevor	Van., NYI	22	5	9	14	24	MURPHY, Joe	Dal., Edm., Chi., S.L.	19	4	11	15	27
JOVANOVSKI, Ed	Bos.	11	2	2	4	12	LINDROF, Matt	Edm.	3	0	1	1	0	MURPHY, Larry	LA, Wsh., Min.	61	17	44	61	34
JOVANOVSKI, Ed	Fla., Wsh.	20	6	11	17	8	LINDRY, Bill	Phi.	16	9	11	20	14		Tor., Det.					
KAMENSKY, Vlast	Que., Col.	14	8	12	20	17	LOWRY, Dave	Que., Fla.	24	2	5	7	0	MURRAY, Chris	Mtl., Car., Ott.	14	0	1	1	19
KAMENY, Sami	Hd., Car.	12	2	4	6	2	LOWRY, Craig	Van., S.L., Fla., SJ	28	3	5	8	44	MURRAY, Glen	Bos., LA	14	0	0	0	9
KARPA, Paul	Ana.	4	3	5	8	0	LOWRY, Craig	Mtl., NYI, Mtl., Dal.	36	0	8	8	22	MURRAY, Rem	Edm.	3	1	1	2	2
KARPA, Dave	Que., Ana.	11	1	2	3	41	LUMME, Jyri	Mtl., Van.	19	3	11	14	10	MURRAY, Dana	Hd., Chi., Van.	18	0	1	1	25
KARPPINEN, Alexander	NVR	15	1	10	11	8	MACNEIL, Al	Cgy., S.L.	32	6	25	31	58	MUSIL, Frank	Wsh., Cgy., Ott., Edm.	30	1	6	7	53
KANE, Mike	Mtl., Col., NVR	30	10	8	18	30	MACNEIL, Norm	NVR, Hd., Edm.	19	3	9	12	14	MUSLUND, Markes	Van.	4	1	1	2	2
KANTZER, Dan	Cgy., Hd., Dal.	7	0	0	0	4	MACLEAN, Donald	LA	2	0	0	0	2	NAZAROV, Andre	SJ, TB	4	0	0	0	22
KARRELY, Steve	Edm.	1	0	1	1	1	MACLEAN, John	NJ, SJ	24	15	5	18	18	NECKAR, Stenlav	Ott.	15	1	2	3	8
KELLY, Steve	Hd., LA, Bos.	34	11	16	27	14	MACQUIN, Jamie	Cgy., Tor.	31	1	16	17	32	NECHENOV, Sergei	NVR, NYI	33	10	12	22	8
KEMMEL, Dmitri	Ana, Phi., Chi.	5	0	2	0*	0*	MALACHUK, Vladimir	NJ, Mtl.	29	4	16	20	18	NEKHOROSKY, David	Fla.	6	1	1	2	6
KILGER, Chad	NYI, Hd., Tor.	49	19	23	42	41	MALCUMAS, Steven	Phi., Wsh.	1	0	0	0	2*	NICHOLLS, Bernie	LA, NVR, Edm., Mtl., NJ	41	25	28	53	9
KING, Derek	Det., NVR, Wyo.	32	2	3	5	130	MALBY, Kirk	Bos.	4	0	0	0	4	NIEDERMEYER, Rob	Fla.	16	6	6	12	20
KING, Kris	Phi., Tor.	6	0	0	0	17	MANDROVICH, Kert	Que. Edm., Hd., Col.	12	0	0	0	0	NIEDERMEYER, Scott	NJ	25	2	10	12	12
							MANN, Cameron	Bos.	1	0	0	0	0	NIELSEN, Jeff	Ana.	1	0	0	0	0
							MANSON, Dave	Chi., Edm., Wyo.	27	3	8	11	91	NIELSEN, Joe	Cgy, Dal.	21	13	9	22	8
							MARCHANT, Todd	Phi., Mtl.	7	0	0	0	0	NIRMALA, James	Chi., S.L., NYI, Det.	20	2	5	7	10
							MARCHMENT, Bryan	Edm.	14	3	2	5	40	NOLAN, Owen	Que., Col, SJ	20	9	11	20	15
							MARCOV, Dmitri	Tor.	1	0	0	0	0	NOVAK, Brian	Chi., S.L., NYI, Det.	20	2	5	7	10
													NORDSTROM, Mattias	NVR, LA	5	0	0	2	0	
													NORTON, Jeff	NYI, SJ, Edm., TB	35	6	20	26	32	
													NUMMINEN, Teppo	Wyo., Pho.	19	1	4	5	4	
													NYLANDER, Michael	Hd., Cgy.	10	2	8	10	6	

# Career Scoring Record vs. Pittsburgh

(Of players who played against Pittsburgh in 1997-98)

OPPONENT PLAYER	TEAM(S)	GP	G	A	PTS	PIM	OPPONENT PLAYER	TEAM(S)	GP	G	A	PTS	PIM	OPPONENT PLAYER	TEAM(S)	GP	G	A	PTS	PIM		
OATES, Adam	Det., S.L., Bos., Wash.	43	12	43	55	12	RUCKSCH, Martin	Que., Mil.	19	6	8	14	12	SJUEJUN, Nikolai	Ana.	1	0	0	0	0		
ODREJEN, Kyle	Mil., NJ	31	1	9	10	47	RICHEL, Warren	LA, Col., Ana.	6	1	1	2	15	TSYPYAKOV, Vladimir	LA	2	1	0	1	0		
ODGERS, Jeff	S.J. Bos., Col.	14	0	1	1	29	SACCO, Joe	Tor., Ana.	9	3	3	6	6	TUCKER, Darcy	Mil.	5	0	0	3	0		
ODJEK, Jerro	Van.	13	0	2	2	56	SACKIS, Joe	Que., Col.	27	19	25	40	10	TURCOTTE, Damien	N.Yr., Chic., Wpg., LA	38	16	18	34	20		
O'DONNELL, Sean	LA	6	0	0	0	9	SALZ, Rudlan	Ana.	2	0	0	0	0	TURGEON, Pierre	Mt., N.Y., Mil., S.L.	40	12	24	36	12		
OHLUND, Mattias	Van.	2	0	2	2	0	SAMUELSSON, LF	Hfd., N.Yr.	25	1	17	18	42	VIKBERGSSKI, Oleg	Asa., Wpg., Phos.	6	0	4	4	0		
OLWA, Krzysztof	NJ	4	0	1	1	9	SANDERSON, Geoff	Hfd.	25	14	10	24	4	TWIST, Tony	Que., S.L.	7	0	0	0	43		
O'NEIL, Jeff	Hfd., Car.	15	6	3	9	10	SANDSTRÖM, Tomas	N.Yr., LA, Det.	46	21	31	52	90	ULANOV, Igor	Wpg., Wash, Chi., TB	10	0	3	3	19		
OTTO, Joel	Cgy., Phil.	35	9	8	17	72	SARALLT, Yves	Mil., Cgy., Col.	3	0	0	0	0	VAN ALLEN, Shaun	Ana., Ott.	9	1	2	3	4		
OZOUNAKA, Sandis	S.J. Col.	7	0	7	7	6	SATARI, Minandar	Edm.	4	4	1	5	0	VAN NIMPE, Darren	Ana.	2	0	0	0	2		
PALFPHY, Zigmund	NYI	15	9	9	18	6	SAYAGE, Brian	Mil.	13	3	1	4	0	VARADA, Vedov	Buf.	2	0	0	0	0		
PANDOLF, Jay	NJ	5	0	1	1	0	SAVARD, Denis	Mil., TB, Chi.	47	21	37	58	81	VASILEVSKI, Alexander	S.L.L.	1	0	0	0	0		
PATRICK, James	N.Yr. Hfd., Cgy.	66	7	39	46	61	SAVAGE, Teemu	Wpg., Ana.	3	3	4	7	2	VERRERK, Pat	Ng. Hfd., N.Yr., Dal.	64	25	35	60	23		
PECA, Michael	Buf.	13	5	1	6	23	SELANOV, Alexander	TB	9	2	3	5	4	VIAL, Dennis	Det., Ott.	9	0	0	0	18		
PEDERSON, Denis	Hfd.	7	0	0	0	9	SEMENOV, Anatoli	Edm., TB, Ana.	14	3	5	8	2	VON STEINELLI, Phil	Bos., Ott.	2	0	0	0	0		
PELLERIN, Scott	NJ, S.L.L.	9	0	4	4	10	SEVERNY, Brent	Phi., Buf.	7	0	0	0	19	VOPT, Jan	LA	1	0	0	0	0		
PELLUSSO, Mike	Chi., Ott., NJ, S.L.L., Cgy.	15	0	3	3	29	SHADYBIN, Yevgeny	Phi., NYI, Col.	1	0	0	0	0	VORONOV, Vladimir	LA	1	1	1	2	0		
PERREAU, Yann	LA	5	1	0	1	0	SHANAHAN, Brendan	NJ, S.L.L., Hfd., Det.	35	18	15	33	88	WALKER, Scott	Van.	3	0	1	1	0		
PETIBON, Brent	TB	2	1	0	1	0	SHANON, Danis	Buf., Wpg., Phos.	11	6	1	7	27	WARD, Aaron	Det.	2	0	1	1	0		
PEITZ, Michel	Van., N.Yr., Que., TB, Cgy., LA, Edm., Phi., Phos.	37	4	11	15	59	SHANNON, Jeff	Tor., Wpg., Buf.	12	0	2	2	12	WARD, Dixon	Van., Buf.	7	1	2	3	4		
PHILLIPS, Chris	Ott.	5	0	0	0	8	SHANTZ, Darri	Chi.	6	3	2	5	2	WARD, Eric	Cgy.	2	1	0	1	0		
PILON, Richard	NYI	7	1	1	2	44	SHAW, David	Que., N.Yr., Edm.	46	6	12	18	64	WARRNER, Rhet	Hfd.	5	0	0	0	8		
PITUCK, Lance	Ott.	13	0	1	1	24	SHEPARD, Ray	Mil., Bos., TB	20	10	13	23	4	WARRNER, Todd	Phi.	3	0	0	0	2		
PIVOVAR, Michal	Wsh.	61	15	30	45	40	SILINGER, Mike	Buf., N.Yr., Det., S.J. Fla.	20	10	13	23	4	WASHBURN, Steve	Phi.	2	0	1	1	0		
PLANTE, Dan	NYI	8	0	1	1	12	SIMPSON, Chris	Det., Ana., Van.	8	2	5	7	4	WEBB, Steve	NYI	4	0	0	0	24		
PLANTE, Derek	Buf.	27	7	13	20	9	SIMPSON, Reid	Que., Col., Wash.	10	0	2	2	29	WEICHT, Doug	N.Yr., Edm.	15	3	5	8	6		
PODDIN, Shion	Edm., Phi.	18	3	5	8	12	SIMPSON, Todd	N.Yr., Cgy.	2	0	0	0	5	WENBICH, Eric	N.Yr. Hfd., Chi.	25	4	8	12	34		
POISECHEK, Rudy	N.Yr., TB, S.L.L.	20	1	2	3	55	SLANEY, John	Wsh., LA	2	0	1	1	0	WELLS, Chris	Phi.	2	0	0	0	2		
POPOVIC, Peter	Mil.	20	1	2	4	4	SMELIK, Richard	Wsh., LA	3	1	1	2	0	WELLS, Jay	LA, Phi., Buf., N.Yr., S.L.L., TB	56	3	9	12	133		
POULIN, Patrick	Hfd., Chi., TB, Mil.	14	3	0	3	6	SMITH, Jason	N.Yr., Tor.	20	1	8	9	16	WESLEY, Ryan	Bos., Hfd.	38	4	17	21	38		
PRATT, Nolan	Car.	1	0	0	0	0	SMITH, Ryan	NYI, Tor.	8	0	0	9	10	WHITELY, Clay	SJ	5	1	2	3	2		
PRINHAU, Keith	Det., Hfd., Car.	20	6	5	11	38	SOUKINSKI, Bryan	Bos., NYI	15	7	14	19	19	WIENER, Jason	TB	8	0	2	2	0		
PRINHAU, Wayne	Bur.	10	2	0	2	2	SWARTH, Brad	Phi., LA	3	1	1	2	2	WILKE, David	Mil.	4	1	0	1	2		
PROBERT, Bob	Det., Chi.	16	3	6	9	42	SWARTH, Ryan	Edm.	3	2	1	3	2	WILSON, London	Bos.	3	3	1	4	0		
PROCHAZKA, Martin	Tor.	1	0	0	0	0	STACHS, Steve	Bos.	2	0	1	1	0	WILSON, Mikael	Buf.	10	1	0	1	4		
PRONGER, Chris	Hfd., S.L.L.	15	2	9	11	38	STARON, Mike	Chi., Edm., Wpg., Phi.	10	1	3	4	19	WITTE, Brendan	Wsh.	5	0	1	1	20		
PROSPER, Vedav	Phi., Ott.	3	2	0	2	0	STERN, Kevin	Van., Cgy.	13	1	1	2	60	WOJNAN, Craig	N.Yr., Que., Col., TB, Tor.	37	0	7	7	41		
PURHORA, Jamie	Det.	3	0	2	2	0	STEVENS, Ronnie	Bos., LA	4	0	1	1	8	WOOD, Dody	SJ	4	0	0	0	2		
QUINTAL, Stephanie	Bos., S.L., Wpg., Mtl.	27	0	5	5	21	STEVENS, Scott	Wsh., S.L.L., NJ	86	17	42	60	274	WOOD, Randy	Buf., Tor., NYI	44	11	23	37	37		
RACINE, Yves	Det., Phi., Mt., Cgy.	14	1	4	5	17	STEVENSON, Turner	Mil.	14	4	1	5	15	WOOTTON, Mark	Van.	1	0	0	0	0		
RACZARSSON, Marcus	SJ	3	0	0	0	0	STILLMAN, Cory	Cgy.	3	1	2	3	0	YASHIN, Alexei	Ott.	19	5	12	17	2		
RANHEIM, Paul	Cgy., Hfd.	21	4	4	8	8	STRAKA, Martin	Ott., Hfd.	8	2	0	2	6	YAHNEN, Trent	Chi., Cgy., S.L.L.	17	1	4	5	6		
RAY, Rob	Buf.	29	2	4	6	83	STUMPEL, Jozsef	Bos.	17	4	10	14	10	YELLE, Stephane	Col.	4	0	0	0	2		
RECCHI, Mark	Phi., Mil.	27	1	17	28	16	SULLIVAN, Mike	SJ, Cgy.	9	0	1	1	0	S.L.L.	2	0	0	0	0			
REDDEN, Wade	Ott.	6	1	1	2	7	SULLIVAN, Steve	NJ, Tor.	3	2	2	4	2	YORK, Jason	Ana., Ott.	8	1	2	3	4		
REEKIE, Joe	Buf., Mtl., TB, Wash.	33	2	3	5	50	SUNDIN, Mats	N.Yr.	18	16	14	30	10	YOUNG, Scott	Hfd., Que., Col.	24	10	19	29	8		
REICHEL, Robert	Cgy.	11	6	7	13	4	SUTER, Gary	Que., Tor.	25	6	11	17	18	YSERBERT, Paul	Ng. Det., Wpg., TB	19	5	6	11	4		
REID, Dave	Tor., Bos., Dal.	33	7	11	18	14	SYDOR, Darryl	N.Yr.	72	25	39	64	125	YUSHEVICH, Dmitri	Phi., Tor.	16	3	4	7	12		
RENNER, Mikael	Phi.	13	6	6	12	14	SUTTER, Ron	Phi., S.L.L., Que., NYI, Bos., SJ	54	21	19	40	76	ZABRANSKI, Steve	Det.	33	15	29	44	12		
RICKI, Mike	Phi., Que., Col.	27	8	10	18	32	THEBERN, Chris	NYI, Bos., SJ	11	2	1	3	16	ZABRANSKI, Libor	S.L.L.	1	0	0	0	0		
RICE, Steve	Edm., Hfd.	16	4	4	8	12	THOMAS, Peter	Phi.	9	0	7	7	20	ZAKHAROV, Rob	TB	16	6	4	10	10		
RICHARDSON, Luke	Tor., Edm.	18	0	2	2	23	THOMAS, Steve	Mil., Buf., Phi.	38	3	20	23	61	ZEDNIK, Richard	Wsh.	1	0	0	0	0		
RICHER, Stephane	NJ, Mil.	46	17	15	32	18	THORNTON, Scott	Bos.	30	2	11	13	31	ZELINSKY, Valeri	NJ	23	8	8	16	30		
RICHTER, Barry	Bos.	2	1	1	2	0	THORNTON, Scott	Ana., Bos.	7	3	1	4	4	ZENT, Jason	Ott.	1	0	0	0	0		
RIDLEY, Mike	N.Yr., Wash., Van.	62	33	43	76	37	THORNTON, Scott	LA, Dal.	6	1	4	5	6	ZETTLER, Rob	Mil., S.J. Phi., Tor.	14	0	2	2	42		
RIVET, Craig	Mil.	3	0	0	0	22	TIKKANEN, Esa	SJ, Chi.	5	0	2	4	0	ZEZEL, Peter	Phi., S.L.L., Wash., Tor., NJ	41	9	26	35	21		
ROBERTS, David	LA	2	1	1	2	0	THORNTON, Scott	Phi.	11	2	1	3	16	ZHAVANOV, Alexei	Wpg., Chi.	8	1	3	4	6		
ROBITAILLE, Luc	LA, NYR	29	15	31	46	8	THORNTON, Scott	Tor., Chi., NYI, NJ	38	17	17	34	59	ZHITNIK, Alexei	LA, Buf.	18	2	9	11	24		
ROENICK, Jeremy	Chi., Phi.	17	6	13	19	28	TIKKANEN, Esa	Edm., Van., N.Yr.	29	8	14	22	46	ZHOLTER, Sergei	Bos., Ott.	6	1	0	1	0		
ROHUN, Lari	Van.	3	0	1	1	0	TIMONDER, Mattias	Bos.	2	0	0	0	0	ZHOLTER, Doug	SJ, LA	4	0	1	1	12		
ROHLFLOH, Jon	Bos.	12	0	4	4	14	TINDOR, Mark	N.Yr., Mil., Dal., Wash., TB	26	0	5	5	26	ZUBROV, Jevgeny	N.Yr., Dal.	13	2	9	11	7		
ROLSTON, Brian	NJ	10	0	2	2	4	TITOV, German	Cgy.	5	4	3	7	0	ZUBROV, Dmitri	Phi.	3	0	2	2	2		
ROMAN, Ed	Mil., Buf.	9	0	0	0	6	TRACHUK, Keith	Wpg., Phi.	8	4	2	6	18									
ROVNING, Cliff	S.L.L., Van., Phos.	17	5	8	13	2	TOOD, Kevin	NJ, Edm., Chi., LA, Ana.	18	2	6	8	16									
ROUSE, Bob	Mil., Wash., Tor.	37	1	9	10	38	TOMIS, Jeff	TB	2	0	0	0	0									
ROY, Andre	Bos.	2	0	0	0	0																
ROY, Jean-Yves	N.Yr., Bos.	4	1	1	2	0																
RUCCHINI, Steve	Ana.	3	1	3	4	0																

# Career Goaltending vs. Pittsburgh

(Active Opponent Goaltenders)


NAME	TEAM(S)	GP	MP	GA	SO	AVG	W-L-T
Belfour, Ed	Chi., Dal.	11	598	24	1	2.41	6-3-1*
Bergeron, J.C.	TB, LA	6	304	29	0	5.72	1-5-0
Bierk, Zac	TB	1	7	0	0	0.00	0-0-0*
Billington, Craig	Nj, Ott., Bos., Col.	21	1102	74	1	4.03	6-10-2
Brodeur, Martin	Nj	17	890	42	1	2.83	6-7-3*
Burke, Sean	Nj, Hfd., Car., Phi.	34	1904	120	1	3.78	13-14-5*
Carey, Jim	Wsh., Bos.	10	604	25	0	2.48	3-6-1*
Casey, John	Min., St.L.	15	827	58	0	4.28	3-11-1
Cloutier, Dan	NYR	1	65	2	0	1.85	0-0-1*
Cousineau, Marcel	Tor.	1	60	6	0	6.00	0-1-0
Dafoe, Byron	LA, Bos.	8	337	17	0	3.03	3-3-0*
Dunham, Mike	Nj	3	90	2	0	1.33	1-0-0*
Essensa, Bob	Wpg., Edm.	10	563	29	1	3.09	3-5-0
Fichaud, Eric	NYI	4	209	13	0	3.73	0-3-0*
Fiset, Stephane	Que., Col., LA	12	631	50	0	4.75	2-6-3*
Fitzpatrick, Mark	LA, NYI, Fla., TB	20	1091	74	0	4.07	7-11-1*
Fountain, Michael	Car.	1	60	4	0	4.00	0-1-0*
Fuhr, Grant	Edm., Tor., Buf., St.L.	23	1207	75	0	3.73	12-5-2*
Hackett, Jeff	NYI, Sj, Chi.	8	428	20	0	2.80	3-4-1*
Hasek, Dominik	Chi., Buf.	23	1332	64	1	2.88	8-12-3*
Healy, Glenn	LA, NYI, NYR, Tor.	17	909	67	0	4.42	3-9-2*
Hebert, Guy	St.L., Ana.	6	344	27	0	4.71	1-4-0*
Hextall, Ron	Que., NYI, Phi.	39	2195	113	0	3.09	19-14-3*
Hirsch, Corey	NYR, Van.	2	100	6	0	3.60	1-1-0
Hrudey, Kelly	NYI, LA, Sj	36	2087	110	2	3.16	22-11-1*
Irbe, Arturs	Sj, Dal.	7	358	27	0	4.53	1-3-2
Jablonski, Pat	Car.	1	59	3	0	3.05	0-1-0*
Joseph, Curtis	St.L., Edm.	12	653	39	0	3.58	5-5-2*
Khabibulin, Nikolai	Wpg., Pho.	6	336	18	0	3.21	1-3-2*
Kidd, Trevor	Cgy., Car.	6	364	25	0	4.12	1-4-1*
Kolzig, Olaf	Wsh.	9	546	25	0	2.75	3-4-2*
McLean, Kirk	Van., Fla.	15	906	64	1	4.24	4-10-1*
McLennan, Jamie	St. L.	1	53	2	0	2.26	0-1-0*
Moog, Andy	Edm., Bos., Mtl.	27	1518	94	2	3.72	14-10-2*
Moss, Tyler	Cgy.	1	60	3	0	3.00	1-0-0*
Muzzatti, Jason	Hfd.	4	173	15	0	5.20	0-1-1
O'Neil, Michael	Ana.	1	31	3	0	5.81	0-0-0
Osgood, Chirs	Det.	6	337	18	1	3.20	2-3-1*
Potvin, Felix	Tor.	7	396	28	0	4.24	2-4-1*
Puppa, Darren	Buf., TB	20	997	60	0	3.61	6-7-2*
Ranford, Bill	Edm., Bos.	20	1143	82	0	4.30	12-8-0
Rhodes, Damian	Tor., Ott.	12	619	30	1	2.91	3-5-4*
Richter, Mike	NYR	29	1599	96	1	3.60	11-15-1*
Roloson, Dwayne	Cgy.	1	60	4	0	4.00	0-1-0*
Roy, Patrick	Mtl., Col.	33	1928	83	0	2.58	19-8-5*
Salo, Tommy	NYI	6	329	16	0	2.92	4-2-0*
Schafer, Paxton	Bos.	1	0	0	0	0.00	0-0-0
Schwab, Corey	TB	3	95	9	0	5.68	1-1-0
Shields, Steve	Buf.	3	144	8	0	3.33	0-1-1*
Shtalenkov, Mikhail	Ana.	5	272	16	0	3.53	1-3-1*
Snow, Garth	Phi.	5	243	17	0	4.19	2-3-0
Tabaracci, Rick	Wpg., Wsh., Cgy., TB	6	246	17	0	4.15	1-3-0
Tallas, Robbie	Bos.	2	84	5	0	3.57	0-1-0*
Terreri, Chris	Nj, Sj, Chi.	27	1409	80	0	3.41	9-13-1*
Theodore, Jose	Mtl.	1	60	6	0	6.00	0-1-0
Thibault, Jocelyn	Que., Col., Mtl.	19	1008	51	1	3.04	9-3-4*
Trefilov, Andrei	Buf.	2	92	7	0	4.57	0-1-0
Tugnut, Ron	Que., Edm., Ott.	12	664	52	0	4.69	2-9-0
Vanbiesbrouck, John	NYR, Fla.	55	2987	188	1	3.78	22-22-4*
Vernon, Mike	Cgy., Det., Sj	19	1095	68	0	3.73	10-7-1*
Wilkinson, Derek	TB	1	42	1	0	1.43	0-0-1

\* Played against Pittsburgh in 1997-98





# HISTORY



# ALL-TIME ROSTER



Mike  
Bullard



Colin  
Campbell



Randy  
Carlyle

PLAYERS	SEASONS	POS/#	GP	REGULAR SEASON				PIM	PLAYOFFS				
				G	A	PTS	GP		G	A	PTS	PIM	
<b>AHOLA, Peter</b>	1992-93	D-6	22	0	1	1	14	-	-	-	-	-	
AITKEN, Brad	1987-88/90-91	LW-17/35	11	1	2	3	25	-	-	-	-	-	
ALLEN, Peter	1995-96	D-38	8	0	0	0	8	-	-	-	-	-	
ANDERSON, Russ	1976-82	D-7	353	15	77	92	684	10	0	3	3	28	
ANDREA, Paul	1967-69	RW-22	91	18	27	45	4	-	-	-	-	-	
ANDRUSAK, Greg	1993-96	D-4/36/37	12	0	4	4	8	-	-	-	-	-	
ANGOTTI, Lou	1968-69	C-7	71	17	20	37	36	-	-	-	-	-	
ANTOSKI, Shawn	1996	LW-11	13	0	0	0	49	-	-	-	-	-	
APPS, Syl	1970-78	C-26	495	151	349	500	241	19	4	4	8	4	
ARBOUR, John	1968-69	D-3	17	0	2	2	35	-	-	-	-	-	
ARNASON, Chuck	1973-76	RW-9	149	47	42	89	32	9	2	4	6	4	
AWREY, Don	1976-77	D-24	79	1	12	13	40	3	0	1	1	0	
BABYCH, Wayne	1984-86	RW-10/26	67	20	34	54	76	-	-	-	-	-	
BARNES, Stu	1996-98	C-14	140	47	57	104	46	11	3	4	7	2	
BARRASSO, Tom	1988-98	G-31/35	397	0	28	28	225	88	0	7	7	34	
BARRIE, Doug	1968-69	D-23	8	1	1	2	8	-	-	-	-	-	
BARRIE, Len	1994-96	C-9	53	3	11	14	84	4	1	0	1	8	
BASSEN, Hank	1967-68	G-1	25	0	0	0	8	-	-	-	-	-	
BATHGATE, Andy	1967-68/70-71	RW-9	150	35	68	103	89	-	-	-	-	-	
BAXTER, Paul	1980-83	D-4	202	25	69	94	851	10	0	1	1	42	
BELANGER, Roger	1984-85	C-24	44	3	5	8	32	-	-	-	-	-	
BELLAND, Neil	1986-87	D-22	3	0	1	1	0	-	-	-	-	-	
BENNETT, Harvey	1974-75/76-77	C-28	32	3	3	6	53	-	-	-	-	-	
BERANEK, Josef	1996-97	LW-15	8	3	1	4	4	5	0	0	0	2	
BEREHOWSKY, Drake	1994-96	D-44/55	5	0	0	0	13	1	0	0	0	0	
BERGERON, Yves	1974-75	RW-20/27	3	0	0	0	0	-	-	-	-	-	
BERGKVIST, Stefan	1995-97	D-33/3	7	0	0	0	9	4	0	0	0	2	
BEVERLEY, Nick	1973-74	D-25	67	2	14	16	21	-	-	-	-	-	
BIANCHIN, Wayne	1973-79	LW-14	265	68	41	109	130	3	0	1	1	6	
BIGNELL, Larry	1973-74	D-23/24	20	0	3	3	2	3	0	0	0	2	
BINKLEY, Les	1967-72	G-30	196	0	1	1	2	7	0	0	0	0	
BJUGSTAD, Scott	1988-89	RW-27	24	3	0	3	4	-	-	-	-	-	
BLACKBURN, Bob	1969-71	D-4	124	8	12	20	105	7	0	0	0	4	
BLADON, Tom	1978-80	D-2	135	6	29	35	99	8	0	5	5	2	
BLAISDELL, Mike	1985-87	RW-26	76	16	15	31	38	-	-	-	-	-	
BODGER, Doug	1984-88	D-3/33	299	35	132	167	293	-	-	-	-	-	
BOIVIN, Leo	1967-69	D-2	114	14	26	40	100	-	-	-	-	-	
BOURQUE, Phil	1983-84/85-92	LW/D-2/4/29	344	75	89	164	435	56	13	12	25	107	
BOUTETTE, Pat	1981-85	LW-15	247	65	109	174	548	5	3	1	4	8	
BOYD, Randy	1981-84	D-8	84	4	17	21	126	3	0	0	0	11	
BOYER, Wally	1968-72	C-18	203	32	62	94	81	10	1	2	3	0	

Current Penguins in Bold

# ALL-TIME ROSTER



John  
Chabot



Michel  
Dion



Ron  
Duguay

PLAYERS	SEASONS	POS/#	REGULAR SEASON					PLAYOFFS				
			GP	G	A	PTS	PIM	GP	G	A	PTS	PIM
BRICKLEY, Andy	1983-85	LW-23	95	25	35	60	19	-	-	-	-	-
BRIERE, Michel	1969-70	C-21	76	12	32	44	20	10	5	3	8	17
BROWN, Andy	1983-85	G-29/30	45	0	0	0	62	-	-	-	-	-
BROWN, Doug	1993-94	RW-24	77	18	37	55	18	6	0	0	0	2
BROWN, Greg	1993-94	D-34	36	3	8	11	28	6	0	1	1	4
<b>BROWN, Rob</b>	<b>1987-91/97-98</b>	<b>RW-44</b>	<b>306</b>	<b>127</b>	<b>168</b>	<b>295</b>	<b>366</b>	<b>17</b>	<b>6</b>	<b>3</b>	<b>9</b>	<b>26</b>
BULLARD, Mike	1980-87	C-22	382	186	175	361	388	9	4	4	8	4
BULLEY, Ted	1983-84	LW-24	26	3	2	5	12	-	-	-	-	-
BURNS, Charlie	1968-69	C-9	76	13	38	51	22	-	-	-	-	-
BURROWS, Dave	1971-78/80-81	D-4/8	573	24	108	132	301	20	1	3	4	16
BUSKAS, Rod	1982-89/89-90	D-7	431	16	48	64	959	10	0	0	0	23
BUTENSCHON, Sven	1997-98	D-22	8	0	0	0	6	-	-	-	-	-
CALANDER, Jock	1987-90/91-92	RW-14/36	101	21	28	49	114	22	3	8	11	10
CAMPBELL, Colin	1974-76/77-79	D-6	243	14	52	66	517	19	2	7	9	51
CAPUANO, Dave	1989-90	RW-15	6	0	0	0	2	-	-	-	-	-
CARDWELL, Steve	1970-73	LW-15/20	53	9	11	20	35	4	0	0	0	2
CARLYLE, Randy	1978-84	D-25	397	66	257	323	582	22	6	8	14	41
CARR, Gene	1977-78	C-28	70	17	37	54	76	-	-	-	-	-
CASSIDY, Tom	1977-78	C-11	26	3	4	7	15	-	-	-	-	-
CAUFIELD, Jay	1988-93	RW-16	196	3	7	10	714	14	0	0	0	30
CHABOT, John	1984-87	C-9	216	36	98	134	26	-	-	-	-	-
CHAPMAN, Blair	1976-80	RW-9	227	48	51	99	71	10	2	1	3	9
CHARLESWORTH, Todd	1983-84/85-88	D-2/6/27/34	86	3	9	12	41	-	-	-	-	-
CHEVRIER, Alain	1989-90	G-30	3	0	1	1	2	-	-	-	-	-
CHORNEY, Marc	1980-84	D-16/24	139	5	18	23	151	7	0	1	1	2
CHRISTIAN, Jeff	1994-97	LW-34/28/72	15	2	2	4	15	-	-	-	-	-
CHYCHRUN, Jeff	1991-93	D-6	18	0	1	1	37	-	-	-	-	-
CLACKSON, Kim	1979-80	D-6	45	0	3	3	166	3	0	0	0	37
COFFEY, Paul	1987-92	D-77	331	108	332	440	573	23	4	22	26	37
CORRIGAN, Mike	1976-78	LW-27	98	22	39	61	46	2	0	0	0	0
COSSETTE, Jacques	1975-76/77-79	RW-20/27	64	8	6	14	29	3	0	1	1	4
CROWDER, Bruce	1984-85	RW-28	26	4	7	11	23	-	-	-	-	-
CULLEN, John	1988-91/94-95	C-11	262	88	184	272	399	20	3	8	11	36
CUNNEYWORTH, Randy	1985-89	LW-15	295	101	115	216	513	11	3	5	8	26
DAHLQUIST, Chris	1985-91	D-2/4	195	10	26	36	221	2	0	0	0	0
DAIGNEAULT, J.J.	1995-97	D-36	66	6	17	23	59	17	1	9	10	36
DALEY, Joe	1968-70	G-1	38	0	0	0	2	-	-	-	-	-
DANIELS, Jeff	1990-94	LW-18/20	134	8	11	19	36	12	3	2	5	0
DAVIS, Kim	1977-81	LW-16/22/30	34	5	7	12	47	4	0	0	0	0
DEA, Billy	1967-69	LW-14	139	26	20	46	12	-	-	-	-	-
DeBENEDET, Nelson	1974-75	LW-23	31	6	3	9	11	-	-	-	-	-

# ALL-TIME ROSTER



Dan  
Frawley



Pat  
Hughes



Jim  
Johnson

PLAYERS	SEASONS	POS/#	REGULAR SEASON					PLAYOFFS				
			GP	G	A	PTS	PIM	GP	G	A	PTS	PIM
DeFAZIO, Dean	1983-84	LW-12	22	0	2	2	28	-	-	-	-	-
DELORME, Gilbert	1989-90	D-27	54	3	7	10	44	-	-	-	-	-
DeMARCO, Ab	1973-75	D-5	42	9	13	22	8	-	-	-	-	-
DEPALMA, Larry	1993-94	LW-12	6	1	0	1	5	1	0	0	0	0
DeROUVILLE, Philippe	1994-97	C-30	3	0	0	0	0	-	-	-	-	-
DILLABOUGH, Bob	1967-69	LW-15	61	7	12	19	20	-	-	-	-	-
DINEEN, Gord	1988-92	D-5	117	2	10	12	173	11	0	2	2	8
DION, Michel	1981-85	C-29	151	0	5	5	14	5	0	0	0	0
DOME, Robert	1997-98	C-15	30	5	2	7	12	-	-	-	-	-
DOPSON, Rob	1993-94	G-1	2	0	0	0	0	-	-	-	-	-
DUBERMAN, Justin	1993-94	RW-37	4	0	0	0	0	-	-	-	-	-
DUGUAY, Ron	1985-87	RW-10/35	53	11	20	31	36	-	-	-	-	-
DURBANO, Steve	1973-76	D-7	66	4	23	27	309	-	-	-	-	-
DYKSTRA, Steve	1988-89	D-22	65	1	6	7	126	1	0	0	0	2
DZIEDZIC, Joe	1995-97	LW-16	128	14	14	28	131	21	1	3	4	23
EDESTRAND, Darryl	1971-74	D-25	158	25	47	72	140	4	0	2	2	0
EDUR, Tom	1977-78	D-2	58	5	38	43	18	-	-	-	-	-
EDWARDS, Gary	1981-82	C-30	6	0	0	0	2	-	-	-	-	-
EDWARDS, Marv	1968-69	C-30	1	0	0	0	0	-	-	-	-	-
EDWARDS, Roy	1971-72	C-1	15	0	1	1	0	-	-	-	-	-
ERICKSON, Bryan	1987-88	RW-14	11	1	4	5	0	-	-	-	-	-
ERREY, Bob	1983-93	LW-10/12	572	132	140	272	651	49	9	4	13	51
FAUBERT, Mario	1974-78/79-82	D-5/24/28	231	21	90	111	222	10	2	2	4	6
FELTRIN, Tony	1980-83	D-33	39	3	3	6	44	-	-	-	-	-
FERGUSON, George	1978-83	RW-11	310	89	106	195	162	22	4	11	15	13
FERRARO, Chris	1997-98	RW-57	46	3	4	7	43	-	-	-	-	-
FERRARO, Peter	1994-96	RW-17	29	3	4	7	12	-	-	-	-	-
FITZGERALD, Rusty	1994-96	LW-34/52	25	2	2	4	12	5	0	0	0	4
FLFSCH, John	1977-78	LW-11	29	7	5	12	19	-	-	-	-	-
FLOCKHART, Ron	1983-85	C-9	80	27	23	50	44	-	-	-	-	-
FOGARTY, Bryan	1992-93	D-33	12	0	4	4	4	-	-	-	-	-
FONTEYNE, Val	1967-72	LW-8	349	39	82	121	4	14	0	2	2	2
FORD, Brian	1984-85	C-31	8	0	0	0	0	-	-	-	-	-
FOSTER, Corey	1995-96	D-4	11	2	2	4	2	3	0	0	0	4
FOX, Greg	1983-85	D-2	75	4	10	14	92	-	-	-	-	-
FRANCIS, Ron	1991-98	C-9/10	533	164	449	613	410	97	32	68	100	67
FRAWLEY, Dan	1985-89	RW-28	240	33	47	70	610	-	-	-	-	-
GANCHAK, Perry	1987-90	RW-8	33	2	5	7	36	-	-	-	-	-
GARDNER, Paul	1980-84	C-20/30	207	98	105	203	105	10	2	5	7	10
GARNER, Rob	1982-83	C-24	1	0	0	0	0	-	-	-	-	-

Current Penguins in Bold

# ALL-TIME ROSTER



**Mark  
Kachowski**



**Rick  
Kessell**



**Orest  
Kindrachuk**

PLAYERS	SEASONS	POS/#	REGULAR SEASON					PLAYOFFS				
			GP	G	A	PTS	PIM	GP	G	A	PTS	PIM
GATZOS, Steve	1981-85	RW-26/28	89	15	20	35	83	1	0	0	0	0
GEALE, Robert	1984-85	C-28	1	0	0	0	2	-	-	-	-	-
GIFFIN, Lee	1986-88	RW-11/17/34	27	1	3	4	9	-	-	-	-	-
GILBERT, Ed	1975-77	C-23	45	1	1	2	0	-	-	-	-	-
GILBERTSON, Stan	1975-77	LW-15	115	19	17	36	19	3	1	1	2	2
GILHEN, Randy	1989-91	C-15/19	133	20	21	41	105	16	1	0	1	14
GLADNEY, Bob	1983-84	D-33	13	1	5	6	2	-	-	-	-	-
GOERTZ, Dave	1987-88	D-32	2	0	0	0	2	-	-	-	-	-
GOTAAS, Steve	1987-88	C-16	36	5	6	11	45	-	-	-	-	-
GRAHAM, Pat	1981-83	LW-24	62	7	13	20	71	4	0	0	0	2
GRONMAN, Tuomas	1997-98	D-42	22	1	2	3	25	1	0	0	0	0
GRUHL, Scott	1987-88	LW-38	6	1	0	1	0	-	-	-	-	-
GUENETTE, Steve	1986-89	G-1/30	32	0	1	1	2	-	-	-	-	-
HADFIELD, Vic	1974-77	LW-11	163	61	79	140	118	10	5	2	7	11
HAKANSSON, Anders	1982-83	LW-11	62	9	12	21	26	-	-	-	-	-
HAMILTON, Jim	1978-79/84-85	LW-13/23/28	95	14	18	32	28	6	3	0	3	0
HANNAN, Dave	1981-88/88-90	C-20/32	355	60	88	148	530	8	0	1	1	4
HARBARUK, Nick	1969-73	RW-11	308	40	61	101	257	14	3	1	4	20
HARRIS, Billy	1968-69	C-15	55	7	13	20	8	-	-	-	-	-
HARRISON, Paul	1981-82	G-1	13	0	0	0	0	-	-	-	-	-
HATCHER, Kevin	1996-98	D-4	154	34	68	102	169	11	2	1	3	16
HAWGOOD, Greg	1994-95	D-4	33	2	6	8	33	1	0	0	0	0
HERRON, Denis	1972-75/76-79/82-86	G-1/29	290	0	6	6	67	10	0	0	0	5
HEXTALL, Bryan	1969-74	C-7	335	71	115	186	498	14	0	3	3	43
HICKE, Billy	1971-72	RW-9	12	2	0	2	6	-	-	-	-	-
HICKS, Alex	1996-98	C/LW-33	113	12	28	40	130	11	0	1	1	4
HICKS, Wayne	1967-68	RW-16	15	4	7	11	2	-	-	-	-	-
HILLIER, Randy	1984-91	D-23/34	343	13	79	92	594	17	0	1	1	73
HOGANSON, Paul	1970-71	C-1	2	0	0	0	0	-	-	-	-	-
HOLLAND, Rob	1979-81	C-1	44	0	0	0	2	-	-	-	-	-
HORTON, Tim	1971-72	D-3/24	44	2	9	11	40	4	0	1	1	2
HOTHAM, Greg	1981-85	D-6	170	11	63	74	118	5	0	3	3	6
HRDINA, Jiri	1990-92	C-38	93	9	27	36	29	35	2	4	6	22
HRYNEWICH, Tim	1982-84	LW-28	55	6	8	14	82	-	-	-	-	-
HUDSON, Lex	1978-79	D-5	2	0	0	0	02	2	0	0	0	0
HUDSON, Mike	1994-95	C-16	40	2	9	11	34	11	0	0	0	6
HUGHES, Pat	1979-81	RW-24	134	28	23	51	239	5	0	0	0	21
HUNTER, Dave	1987-88	LW-20	59	11	18	29	77	-	-	-	-	-
INGARFIELD, Earl	1967-69	C-10	90	23	37	60	16	-	-	-	-	-
INNESS, Gary	1973-76	G-29/30	100	0	2	2	4	9	0	0	0	2
JAGR, Jaromir	1990-98	RW-68	581	301	434	735	435	104	50	57	107	81

# ALL-TIME ROSTER



Pierre  
Larouche



Peter  
Lee



Nick  
Libbett

PLAYERS	SEASONS	POS/#	REGULAR SEASON					PLAYOFFS				
			GP	G	A	PTS	PIM	GP	G	A	PTS	PIM
JAVANAINEN, Arto	1984-85	RW-19	14	4	1	5	2	-	-	-	-	-
JENNINGS, Grant	1990-95	D-3	210	7	21	28	357	38	1	1	2	38
JOHANSSON, Andreas	1996-98	C-38	77	7	17	24	40	1	0	0	0	0
JOHNSON, Bob	1974-75	G-1	12	0	0	0	6	-	-	-	-	-
JOHNSON, Greg	1996-97	C-20/9/22	37	8	9	17	16	5	1	0	1	2
JOHNSON, Jim	1985-91	D-6	390	14	95	109	658	11	0	5	5	44
JOHNSON, Mark	1979-82	C-9	136	23	39	62	84	10	4	3	7	6
JONATHAN, Stan	1982-83	LW-9	19	0	3	3	13	-	-	-	-	-
JONES, Ron	1973-74	D-6	25	0	3	3	15	-	-	-	-	-
JOSEPH, Chris	1987-88/94-96	D-22/23	120	10	28	38	129	25	2	1	3	20
KACHOWSKI, Mark	1987-90	LW-26	64	6	5	11	209	-	-	-	-	-
KANNEGIESSER, Sheldon	1970-73	D-6/16	75	2	6	8	76	-	-	-	-	-
KARABIN, Ladislav	1993-94	LW-37	9	0	0	0	2	-	-	-	-	-
KASPARAITIS, Darius	1996-98	D-26/11	138	6	24	30	211	10	0	0	0	14
KEHOE, Rick	1974-85	RW-8/17	722	312	324	636	88	37	4	17	21	2
KELLY, Bob	1973-77	LW-22	250	69	85	154	462	15	6	3	9	23
KESSELL, Rick	1969-73	C-14/15/23	83	2	18	20	4	-	-	-	-	-
KINDRACHUK, Orest	1978-81	C-26	144	38	80	118	181	7	4	1	5	7
KLIMA, Petr	1996	RW-85	9	1	3	4	4	-	-	-	-	-
KONIK, George	1967-68	D-18	52	7	8	15	26	-	-	-	-	-
KONTOS, Chris	1986-88	C-14	67	9	16	25	18	-	-	-	-	-
KYTE, Jim	1989-90	D-3	57	3	1	4	127	-	-	-	-	-
LABRE, Yvon	1970-71/73-74	D-15/20	37	2	3	5	32	-	-	-	-	-
LaFRAMBOISE, Pete	1974-75	LW-27	35	5	13	18	8	9	1	0	1	0
LAGACE, Jean Guy	1968-69/72-75	D-23/24	106	4	20	24	119	-	-	-	-	-
LALIME, Patrick	1996-97	G-40	39	0	0	0	0	-	-	-	-	-
LAIONDE, Ron	1972-75	C-16	108	10	20	30	16	-	-	-	-	-
LAMOURFUX, Mitch	1983-85	C-12	70	12	9	21	59	-	-	-	-	-
LANG, Robert	1997-98	C-20	51	9	13	22	14	6	0	3	3	0
LANYON, Ted	1967-68	D-5	5	0	0	0	4	-	-	-	-	-
LAROUCHE, Pierre	1974-78	C-10	240	119	134	253	99	15	2	9	11	2
LAUER, Brad	1995-96	LW-14	21	4	1	5	6	12	1	1	2	4
LaVALLEE, Kevin	1986-87	LW-16	33	8	20	28	4	-	-	-	-	-
LAXTON, Gordon	1975-79	C-1/30	17	0	0	0	0	-	-	-	-	-
LEACH, Jamie	1989-93	RW-20	60	7	7	14	10	-	-	-	-	-
LeCAINE, Bill	1968-69	RW-17	4	0	0	0	0	-	-	-	-	-
LECUYER, Doug	1982-83	LW-23	12	1	4	5	12	-	-	-	-	-
LEE, Peter	1977-83	RW-10	431	114	131	245	257	19	0	8	8	4
LEHTO, Petteri	1984-85	D-8	6	0	0	0	4	-	-	-	-	-
LEITER, Bob	1971-72	C-23	78	14	17	31	18	4	3	0	3	0

Current Penguins in Bold

# ALL-TIME ROSTER



**Moe  
Mantha**



**Dunc  
McCallum**



**Brian  
McKenzie**

PLAYERS	SEASONS	POS/#	REGULAR SEASON					PLAYOFFS				
			GP	G	A	PTS	PIM	GP	G	A	PTS	PIM
LEMIEUX, Alain	1986-87	C-11	1	0	0	0	0	-	-	-	-	-
LEMIEUX, Mario	1984-97	C-66	745	613	881	1494	737	89	70	85	155	83
LEROUX, Francois	1994-97	D-18	165	2	14	16	356	33	1	3	4	34
LIBETT, Nick	1979-81	LW-14	121	20	18	38	18	5	1	1	2	0
LINDSTROM, Willy	1985-87	RW-19	131	24	30	54	36	-	-	-	-	-
LONEY, Troy	1983-93	LW-11/24	532	69	100	169	982	66	8	14	22	97
LONSBERRY, Ross	1978-81	LW-18	236	56	73	129	150	17	2	3	5	13
LOWE, Darren	1983-84	RW-35	8	1	2	3	0	-	-	-	-	-
LUKOWICH, Bernie	1973-74	RW-11	53	9	10	19	32	-	-	-	-	-
LUNDBERG, Brian	1982-83	D-2	1	0	0	0	2	-	-	-	-	-
LUPIEN, Gilles	1980-81	D-2	31	0	1	1	34	-	-	-	-	-
LYNCH, Jack	1972-74	D-3	64	1	25	26	61	-	-	-	-	-
LYON, Steve	1976-77	D-5	3	0	0	0	2	-	-	-	-	-
MacDONALD, Lowell	1970-71/72-78	LW-14/18	328	140	166	306	60	15	6	4	10	8
MACIVER, Norm	1994-95	D-22	45	2	30	32	38	12	1	4	5	8
MacLEISH, Rick	1981-83	LW-7/19	46	13	17	30	30	5	1	1	2	0
MacNEIL, Al	1967-68	D-3	74	2	10	12	58	-	-	-	-	-
MAHOVIUCH, Pete	1977-79	C-20/26	117	39	75	114	76	2	0	1	1	0
MALONE, Greg	1976-83	C-12	495	143	221	364	496	18	3	5	8	32
MANN, jimmy	1987-88	RW-18	9	0	0	0	53	-	-	-	-	-
MANTHA, Moe	1984-88	D-20	232	37	131	168	223	-	-	-	-	-
MARSHALL, Paul	1979-81	LW-20	59	12	12	24	13	1	0	0	0	0
MATHIASSEN, Dwight	1985-88	RW-11/22/24/34	33	1	7	8	18	-	-	-	-	-
MATTIUSI, Dick	1967-69	LW-5	44	0	4	4	32	-	-	-	-	-
MAXWELL, Bryan	1983-85	D-5	89	3	20	23	141	-	-	-	-	-
MAYER, Pat	1987-88	D-32	1	0	0	0	4	-	-	-	-	-
McADAM, Gary	1978-81	LW-16	140	27	40	67	95	12	3	3	6	9
McBAIN, Andrew	1989-90	RW-9	41	5	9	14	51	-	-	-	-	-
McCALLUM, Dunc	1967-71	D-6/26	185	14	35	49	228	10	1	2	3	12
McCARTHY, Kevin	1983-85	D-24/25	95	13	26	39	82	-	-	-	-	-
McCLELLAND, Kevin	1981-84	C-18	72	8	12	20	139	5	1	1	2	5
McCREARY, Keith	1967-72	LW-10/21	292	82	59	141	199	11	0	4	4	6
McDONALD, Ab	1967-68	LW-20	74	22	21	43	38	-	-	-	-	-
McDONNELL, Joe	1984-86	D-2	43	2	9	11	22	-	-	-	-	-
McDONOUGH, Al	1971-74	RW-9	152	56	74	130	46	4	0	1	1	0
McEACHERN, Shawn	1991-93/94-95	C/LW-15	170	53	59	112	78	48	6	11	17	24
McGEOUGH, Jim	1984-87	RW-16/22	42	4	10	14	20	-	-	-	-	-
McKENZIE, Brian	1971-72	LW-15	6	1	1	2	4	-	-	-	-	-
McKENZIE, jim	1994-95	LW-33	50	2	1	3	79	8	0	0	0	4
McLLWAIN, Dave	1987-89/96	C-19/26	109	14	15	29	50	9	0	1	1	0
McMAHON, Mike	1969-70	D-26	12	1	3	4	19	-	-	-	-	-

# ALL-TIME ROSTER



Bob  
Paradise



Frank  
Pietrangelo



Jean  
Pronovost

McSORLEY, Marty	1983-85/93-94	RW/D-4/33	134	5	25	30	378	-	-	-	-	-	-
MEEKER, Mike	1978-79	RW-8/16	4	0	0	0	5	-	-	-	-	-	-
MEIGHAN, Ron	1982-83	D-5	41	2	6	8	16	-	-	-	-	-	-
MELOCHE, Gilles	1985-88	G-27	104	0	2	2	22	-	-	-	-	-	-
MICHAYLUK, Dave	1991-92	LW-34	-	-	-	-	-	7	1	1	2	0	0
MILLEN, Greg	1978-81	G-29	135	0	5	5	20	10	0	0	0	0	0
MILLER, Kevin	1995-96	C-8	13	6	5	11	4	18	3	2	5	8	8
MIRONOV, Dmitri	1995-96	D-15	87	4	36	40	112	15	0	1	1	10	10
MOKOSAK, Carl	1986-87	LW-31	3	0	0	0	4	-	-	-	-	-	-
MONAHAN, Hartland	1977-78	RW-8	7	2	0	2	2	-	-	-	-	-	-
MORAN, Ian	1994-98	D/RW-24	124	6	12	18	<b>88</b>	<b>19</b>	1	<b>2</b>	3	6	6
MOROZOV, Aleksey	1997-98	RW-95	76	13	13	<b>26</b>	8	6	0	1	1	2	2
MORRISON, Jim	1969-71	D-27	132	5	25	30	72	8	0	3	3	10	10
MORISON, Lew	1974-78	RW-16	214	13	13	26	12	13	0	0	0	0	0
MULLEN, Joe	1990-95/96-97	RW-7	379	153	172	325	101	62	15	17	32	24	24
MULVENNA, Glen	1991-92	C-45	1	0	0	0	2	-	-	-	-	-	-
MULVEY, Paul	1981-82	LW-26	27	1	7	8	76	-	-	-	-	-	-
MUNI, Craig	1996-97	D-28	64	0	4	4	36	3	0	0	0	0	0
MURPHY, Larry	1990-95	D-4/55	336	78	223	301	215	74	15	57	72	73	73
MURRAY, Glen	1995-97	RW-27	135	25	26	51	81	18	2	6	8	10	10
MURRAY, Troy	1994-95	C-12	13	0	2	2	23	12	2	1	3	12	12
NASLUND, Markus	1993-96	RW-29	151	25	42	67	65	-	-	-	-	-	-
NEATON, Pat	1993-95	D-36	9	1	1	2	12	-	-	-	-	-	-
NEDVED, Petr	1995-97	C-93	154	78	92	170	134	<b>23</b>	<b>11</b>	<b>12</b>	<b>23</b>	<b>28</b>	28
NEEDHAM, Mike	1992-94	RW-45/39	81	9	5	14	16	14	2	0	2	4	4
NELSON, Todd	1991-92	D-44	1	0	0	0	0	-	-	-	-	-	-
NEWTON, Cam	1970-71/72-73	G-1/30	16	0	1	1	6	-	-	-	-	-	-
NOLAN, Ted	1985-86	LW-25/34	18	1	1	2	34	-	-	-	-	-	-
NOLET, Simon	1975-76	RW-9	39	9	8	17	2	3	0	0	0	0	0
NORIS, Joe	1971-72	D-27	35	2	5	7	36	-	-	-	-	-	-
NOWAK, Hank	1973-74	G-27	13	0	0	0	11	-	-	-	-	-	-
OKSIUTA, Roman	1997	RW-20	7	0	0	0	4	-	-	-	-	-	-
OLAUSSON, Fredrik	1996-98	D-23	127	13	47	60	80	10	0	4	4	2	2
OLCZYK, Eddie	1997-98	LW-27/16	68	15	18	33	41	11	3	0	3	16	16
O'REGAN, Tom	1983-86	C-8/12	61	5	12	17	10	-	-	-	-	-	-
OWCHAR, Dennis	1974-78	D-25	168	18	49	67	146	8	0	1	1	6	6
PAEK, Jim	1990-94	D-2/3	170	4	26	30	108	27	1	4	5	8	8
PAIMENT, Wilf	1987-88	RW-9	23	2	6	8	39	-	-	-	-	-	-
PARADISE, Bob	1973-76/77-79	D-2/24	203	7	33	40	209	7	0	1	1	17	17

Current Penguins in Bold



# ALL-TIME ROSTER



Dan  
Quinn



Mike  
Ramsey



Pat  
Rigglin

PLAYERS	SEASONS	POS/#	REGULAR SEASON					PLAYOFFS				
			GP	G	A	PTS	PIM	GP	G	A	PTS	PIM
PARK, Richard	1994-97	C-26/76	58	4	7	11	38	4	0	0	0	2
PATTERSON, Ed	1993-96	RW-44	68	3	3	6	56	-	-	-	-	-
PEARSON, Mel	1967-68	C/LW-23	2	0	1	1	0	-	-	-	-	-
PEDERSON, Barry	1989-91	C-10	84	10	26	36	50	-	-	-	-	-
PIETRANGELO, Frank	1987-92	G-40	87	0	3	3	30	5	0	1	1	2
PITTIS, Domenic	1996-97	C-23	1	0	0	0	0	-	-	-	-	-
PLASSE, Michel	1974-76	G-31	76	0	3	3	24	3	0	0	0	0
POLIS, Greg	1970-74	LW-22	256	88	70	158	146	4	0	2	2	0
PRATT, Kelly	1974-75	RW-12	22	0	6	6	15	-	-	-	-	-
PRATT, Tracy	1968-70	D-6/11	83	5	12	17	158	10	0	1	1	51
PRENTICE, Dean	1969-71	LW-20	144	47	42	89	32	12	2	5	7	8
PRICE, Noel	1967-69	D-4	143	8	45	53	109	-	-	-	-	-
PRICE, Tom	1976-79	D-6/25/28	19	0	2	2	8	-	-	-	-	-
PRIESTLAY, Ken	1990-92	C-18	52	2	9	11	4	-	-	-	-	-
PRONGER, Sean	1998	C-12	5	1	0	1	2	5	0	0	0	4
PRONOVOST, Jean	1968-78	RW-19	753	316	287	603	306	29	9	9	18	12
QUINN, Dan	1986-90/1996	C-10/14/9	270	111	165	276	224	11	6	3	9	10
RAMSEY, Mike	1992-94	D-6	77	3	4	7	30	13	0	6	6	4
RECCHI, Mark	1988-92	RW-8/18	225	104	148	252	170	24	10	24	34	33
REDQUEST, Greg	1977-78	G-25	1	0	0	0	0	-	-	-	-	-
RICCI, Nick	1979-83	G-31	19	0	0	0	2	-	-	-	-	-
RIGGIN, Pat	1986-88	G-1	39	0	1	1	14	-	-	-	-	-
RISSLING, Gary	1983-85	RW-10/15/20/23	185	20	26	46	832	5	0	1	1	4
RIVARD, Bob	1967-68	LW-19	27	5	12	17	4	-	-	-	-	-
ROBERT, Rene	1971-72	C-14	49	7	11	18	42	-	-	-	-	-
ROBERTS, Gord	1990-92	D-14/28	134	5	34	39	89	43	1	4	5	95
ROBITAILLE, Luc	1994-95	LW-20	46	23	19	42	37	12	7	4	11	26
ROCHE, Dave	1995-97	LW-51	132	12	12	24	285	16	2	7	9	26
ROMANO, Roberto	1982-87/93-94	G-30/35	125	0	1	1	6	-	-	-	-	-
ROULSTON, Tom	1983-84/85-86	RW-12/18	58	11	17	28	10	-	-	-	-	-
ROWE, Mike	1984-87	D-5/33	11	0	0	0	11	-	-	-	-	-
RUPP, Duane	1968-73	D-2	265	21	83	104	170	10	2	2	4	8
RUSKOWSKI, Terry	1985-87	LW-8	143	40	74	114	309	-	-	-	-	-
RUTHERFORD, Jim	1971-74	G-1/29	115	0	1	1	18	4	0	0	0	0
SAGANIUK, Rocky	1983-84	RW-11/33	29	1	3	4	37	-	-	-	-	-
SAMUELSSON, Kjell	1992-95	D-23/28	183	10	22	32	312	44	0	7	7	66
SAMUELSSON, Ulf	1991-1995	D-5	277	11	83	94	804	66	4	12	16	123
SANDERSON, Derek	1977-78	C-16	13	3	1	4	0	-	-	-	-	-
SANDSTROM, Tomas	1993-97	RW-17	172	71	84	155	168	36	7	5	12	50
SASSER, Grant	1983-84	C-19	3	0	0	0	0	-	-	-	-	-
SATHER, Glen	1969-71	LW-16	122	20	17	37	210	10	0	2	2	17

# ALL-TIME ROSTER



Eddie Shack



Ville Siren



Ron Stackhouse

PLAYERS	SEASONS	POS/#	REGULAR SEASON					PLAYOFFS				
			GP	G	A	PTS	PIM	GP	G	A	PTS	PIM
SCHINKFI, Ken	1967-73	RW-12	371	93	143	236	86	13	6	1	7	4
SCHMIDT, Norm	1983-84/85-88	D-3/25	125	23	33	56	73	-	-	-	-	-
SCHOCK, Ron	1969-77	C-17	619	124	280	404	201	29	2	12	14	23
SCHOFIELD, Dwight	1986-87	D-4	25	1	6	7	59	-	-	-	-	-
SCHUITZ, Dave	1977-79	LW-8	113	13	34	47	535	-	-	-	-	-
SCIUTTI, Rod	1978-84	LW-23/27	278	76	92	168	177	22	8	6	14	26
SHACK, Lddie	1971-73	LW-23/24	87	30	29	59	96	4	0	1	1	15
SHEDDEN, Doug	1981-86	RW-14	332	123	159	282	148	-	-	-	-	-
SHEPPARD, Gregg	1978-82	C-19	241	50	73	123	113	17	4	7	11	2
SHIRES, Jim	1972-73	LW-27	18	1	2	3	2	-	-	-	-	-
SIMMER, Charlie	1987-88	RW-13/16	50	11	17	28	24	-	-	-	-	-
SIMPSON, Bob	1981-83	LW-28/33	30	10	9	19	4	2	0	0	0	0
SIMPSON, Craig	1985-88	RW-18	169	50	55	105	140	-	-	-	-	-
SIREN, Ville	1985-89	D-5	167	10	45	55	144	-	-	-	-	-
SKUDRA, Peter	1997-98	G-1	17	0	1	1	2	-	-	-	-	-
SLEGR, Jiri	1997-98	D-71	73	5	12	17	109	6	0	4	4	2
SMITH, Al	1969-71	G-29	93	0	0	0	61	3	0	0	0	0
SMITH, Doug	1989-90	C-15	10	1	1	2	25	-	-	-	-	-
SMOLINSKI, Bryan	1995-96	C-8/20	81	24	40	64	69	18	5	4	9	10
SNELL, Ted	1973-74	RW-10	55	4	12	16	8	-	-	-	-	-
SPEER, Billy	1967-69	D-17	102	4	17	21	71	-	-	-	-	-
SPENCER, Brian	1977-79	LW-22	86	9	17	20	81	-	-	-	-	-
STACKHOUSE, Ron	1973-82	D-3	621	66	277	343	547	32	5	8	13	38
STANTON, Paul	1990-93	D-22/23	206	11	38	49	199	44	2	10	12	66
STAPLETON, Mike	1992-94	C-26	136	11	13	24	28	4	0	0	0	0
STEVENS, Kevin	1987-95	LW-25	458	251	276	527	966	86	43	57	100	150
STEWART, Bob	1979-80	D-8	65	3	7	10	52	5	1	1	2	2
STEWART, John	1970-72	LW-20/23/25	40	4	9	13	32	-	-	-	-	-
ST. LAURENT, Andre	1981-84	C-34	96	23	14	37	130	5	2	1	3	8
STOJANOV, Alek	1995-97	LW-11/25	45	2	4	6	86	9	0	0	0	19
STOUGHTON, Blaine	1973-74	RW-12	34	5	6	11	8	-	-	-	-	-
STRAKA, Martin	1992-95/97-98	C-82	232	56	82	138	137	23	5	1	6	6
STRATTON, Art	1967-68	LW-7	58	16	21	37	16	-	-	-	-	-
STUMPF, Bob	1974-75	D-29	3	0	0	0	0	-	-	-	-	-
SUTTER, Rich	1982-84	RW-9/23	9	0	0	0	0	-	-	-	-	-
SWAIN, Gary	1968-69	LW-24	9	1	1	2	0	-	-	-	-	-
SWANBRICK, George	1968-70	RW-10/15/20/23	31	1	7	8	36	-	-	-	-	-
TABARACCI, Rick	1988-89	C-31	1	0	0	0	2	-	-	-	-	-
TAGLIANETTI, Peter	1990-92/92-95	D-32	167	7	28	35	338	39	1	7	8	83
TALLON, Dale	1978-80	D-4/19	95	10	33	43	53	4	0	0	0	4

# ALL-TIME ROSTER



Rich  
Sutter



Wayne  
VanDorp



Dunc  
Wilson

PLAYERS	SEASONS	POS/#	REGULAR SEASON					PLAYOFFS				
			GP	G	A	PTS	PIM	GP	G	A	PTS	PIM
TAMER, Chris	1993-98	D-2	242	8	21	29	556	37	0	8	8	52
TANTI, Tony	1989-91	RW-9	83	20	30	50	66	-	-	-	-	-
TAYLOR, Bob	1975-76	G-30	2	0	0	0	0	-	-	-	-	-
TAYLOR, Mark	1983-85	C-16	106	31	41	72	43	-	-	-	-	-
TEBBUTT, Greg	1983-84	D-34	14	1	8	9	16	-	-	-	-	-
THOMPSON, Errol	1980-81	LW-6	34	6	8	14	12	-	-	-	-	-
THORNBURY, Tom	1983-84	D-34	14	1	8	9	16	-	-	-	-	-
TIPPETT, Dave	1992-93	LW/C-14	74	6	19	25	56	12	1	4	5	14
TOCCHET, Rick	1992-94	RW/92/22	150	76	103	179	435	32	15	22	37	68
TOOKEY, Tim	1983-84	C-11	8	0	2	2	2	-	-	-	-	-
TREMBLAY, Vincent	1983-84	G-31	4	0	0	0	2	-	-	-	-	-
TROTTIER, Bryan	1990-92/93-94	C-19	156	24	48	72	114	46	7	7	14	57
TURNBULL, Ian	1982-83	D-7	7	0	0	0	4	-	-	-	-	-
UBRIACO, Gene	1967-69	LW/C-11	114	33	26	59	30	-	-	-	-	-
VALK, Garry	1997-98	LW-26/8/18	56	5	5	10	58	-	-	-	-	-
VAN DORP, Wayne	1987-88	LW-22	25	1	3	4	75	-	-	-	-	-
VAN IMPE, Ed	1975-77	D-2	22	0	8	8	22	3	0	1	1	2
WATSON, Bryan	1968-74	D-5	303	8	57	65	871	14	0	0	0	38
WEIR, Wally	1984-85	D-23	14	0	3	3	34	-	-	-	-	-
WELLS, Chris	1995-96	C-12	54	2	2	4	59	-	-	-	-	-
<b>WERENKA, Brad</b>	<b>1997-98</b>	<b>D-5</b>	<b>71</b>	<b>3</b>	<b>15</b>	<b>18</b>	<b>46</b>	<b>6</b>	<b>1</b>	<b>0</b>	<b>1</b>	<b>8</b>
WILEY, Jim	1972-74	C-8	26	0	4	4	2	-	-	-	-	-
WILKINS, Barry	1974-76	D-5	133	5	56	61	203	6	0	1	1	4
<b>WILKINSON, Neil</b>	<b>1995-98</b>	<b>D-6</b>	<b>98</b>	<b>4</b>	<b>14</b>	<b>18</b>	<b>147</b>	<b>20</b>	<b>0</b>	<b>1</b>	<b>1</b>	<b>18</b>
WILSON, Dunc	1976-78	G-29	66	0	2	2	21	-	-	-	-	-
WILSON, Mitch	1986-87	C-33	17	2	1	3	83	-	-	-	-	-
WOLF, Bennett	1980-83	D-3/6/16	30	0	1	1	133	-	-	-	-	-
WOOLLEY, Jason	1996-97	D-22	57	6	30	36	28	5	0	3	3	0
WOYTOWICH, Bob	1968-72	D-3/20	248	22	71	93	151	10	1	2	3	2
WREGGET, Ken	1992-98	G-31	212	0	5	5	50	26	0	1	1	9
<b>WRIGHT, Tyler</b>	<b>1996-98</b>	<b>C-29</b>	<b>127</b>	<b>5</b>	<b>6</b>	<b>11</b>	<b>182</b>	<b>6</b>	<b>0</b>	<b>1</b>	<b>1</b>	<b>4</b>
YOUNG, Scott	1990-91	RW/LW/6/34	43	11	16	27	33	17	1	6	7	2
YOUNG, Warren	1983-85/86-88	LW-11/35	152	49	52	101	313	-	-	-	-	-
YOUNG, Wendell	1988-92/94-95	G-1	111	0	7	7	14	1	0	0	0	0
ZAINE, Rod	1970-71	C-24	37	8	5	13	21	-	-	-	-	-
ZALAPSKI, Zarley	1987-91	D-33	190	33	102	135	160	11	1	8	9	13
ZEMLAK, Richard	1988-90	RW-18	50	1	5	6	178	1	0	0	0	10
ZUBOV, Sergei	1995-96	D-3/56	64	11	55	66	22	18	1	14	15	26

## ALL-TIME GOALIES

NAME	GP	MIN	GA	ENG	SO	AVG.	W	L	T	SAVES	SV%
PETER SKUDRA	17	851	26	2	0	1.83	6	4	3	315	.924
Philippe DeRouville	2	119	5	1	0	2.52	1	1	0	60	.923
Roy Edwards	15	847	36	2	0	2.55	2	8	4	355	.908
Hank Bassen	25	1299	62	2	1	2.86	7	10	3	616	.909
Patrick Lalime	39	2058	101	3	3	2.94	21	12	2	1065	.913
Marv Edwards	1	60	3	0	0	3.00	0	1	0	30	.909
Al Smith	91	5027	257	2	4	3.07	24	42	17	2277	.899
Les Binkley	196	11046	575	8	11	3.12	58	94	34	5022	.897
Jim Rutherford	115	6252	327	6	4	3.14	44	49	14	2915	.899
Joe Daley	38	2143	113	4	2	3.16	11	18	6	1094	.906
Ken Wrogget	212	11737	644	17	6	3.29	104	67	21	5640	.898
TOM BARRASSO	397	22703	1265	28	17	3.34	202	130	48	10835	.895
Gary Inness	100	5366	299	6	2	3.34	39	37	13	2591	.897
Dunc Wilson	66	3807	224	1	5	3.53	23	30	11	1750	.887
Michel Plasse	75	4190	251	1	2	3.59	33	24	14	2013	.889
Pat Riffin	39	2157	131	1	0	3.64	15	14	7	916	.868
Gilles Meloche	104	5726	348	10	0	3.65	34	43	17	2491	.865
Gary Edwards	6	360	22	0	1	3.67	3	2	1	171	.886
Steve Guenette	32	1779	110	2	1	3.71	17	15	0	832	.883
Cam Newton	16	814	51	2	0	3.76	4	7	1	360	.876
Andy Brown	45	2476	156	0	1	3.78	16	20	6	1126	.878
Greg Millen	135	7839	501	10	4	3.83	57	56	18	3482	.874
Denis Herron	290	16105	1040	22	6	3.87	88	133	44	8072	.886
Roberto Romano	125	7051	465	9	4	3.96	46	62	8	3407	.880
Rob Dopson	2	45	3	0	0	4.00	0	0	0	20	.870
Rob Holland	44	2513	171	4	1	4.08	11	22	9	1060	.861
Frank Pietrangelo	87	4478	308	2	1	4.13	34	32	3	2125	.873
Wendell Young	111	5576	385	9	1	4.14	42	47	5	2710	.876
Michel Dion	151	8477	605	22	0	4.28	42	79	20	3998	.855
Nick Ricci	19	1087	79	4	0	4.36	7	12	0	474	.857
Bob Johnson	12	476	40	0	0	5.04	3	4	1	237	.856
Alain Chevrier	3	166	14	0	0	5.06	1	2	0	75	.843
Bob Taylor	2	78	7	1	0	5.38	0	1	0	41	.837
Paul Harrison	13	700	64	1	0	5.49	3	7	0	288	.816
Gordie Laxton	17	800	74	2	0	5.55	4	9	0	359	.829
Vincent Tremblay	4	240	24	1	0	6.00	0	4	0	117	.830
Brian Ford	8	457	48	0	0	6.30	2	6	0	248	.838
Rick Tabaracci	1	33	4	0	0	7.27	0	0	0	17	.810
Paul Hoganson	2	57	7	0	0	7.37	0	1	0	21	.750
Greg Redquest	1	13	3	0	0	13.85	0	0	0	2	.400
<b>TOTALS</b>	<b>2440</b>	<b>147,144</b>	<b>9035</b>	<b>185</b>	<b>79</b>	<b>3.68</b>	<b>1004</b>	<b>1106</b>	<b>330</b>	<b>69702</b>	<b>.870</b>

### Best All-Time Home Stands

#### TWO GAME STANDS

2-0-0  
72 times (last time -  
March 18-21, 1998)

#### THREE GAME STANDS

3-0-0  
11 times (last time -  
Dec. 26-30, 1995)

#### FOUR GAME STANDS

4-0-0  
Feb. 15-21, 1975  
Jan. 30-Feb. 6, 1988  
Nov. 22-29, 1998

#### FIVE GAME STANDS

4-0-1  
March 29-April 8, 1997

### Best All-Time Road Trips

#### TWO GAME TRIPS

2-0-0  
13 times (last time -  
Dec. 4-6, 1996)

#### THREE GAME TRIPS

3-0-0  
March 26-30, 1968  
Oct. 13-17, 1971  
Jan. 20-25, 1995

#### FOUR GAME TRIPS

4-0-0  
Jan. 16-23, 1988

## PENGUINS PERSONNEL

### Pittsburgh Penguins General Managers

		GP	W	L	T	PTS	PCT.
1.	Jack Riley	June 6, 1967 to May 1970	226	73	117	36	182 .403
2.	Red Kelly	May 1970 to January 29, 1972	126	33	64	29	95 .377
3.	Jack Riley	January 29, 1972 to January 13, 1974	149	57	73	19	133 .446
4.	Jack Button	January 13, 1974 to July 1975	117	54	44	19	127 .543
5.	Wren Blair	July 1975 to December 3, 1976	105	44	44	17	105 .500
6.	Baz Bastien	December 3, 1976 to March 15, 1983	527	193	248	86	472 .448
7.	Ed Johnston	May 27, 1983 to April 14, 1988	400	140	220	40	320 .400
8.	Tony Esposito	April 14, 1988 to December 5, 1989	106	50	47	9	109 .514
9.	Craig Patrick	December 5, 1989 to present	676	358	254	74	790 .584

### Pittsburgh Penguins Head Coaches

		GP	W	L	T	PTS	PCT.
1.	Red Sullivan	June 6, 1967 to March 31, 1969	150	47	79	24	118 .393
2.	Red Kelly	July 2, 1969 to January 13, 1973	274	90	132	52	232 .423
3.	Ken Schinkel*	January 13, 1973 to February 6, 1974	86	29	49	8	66 .384
4.	Marc Boileau	February 6, 1974 to January 17, 1976	151	66	61	24	156 .517
5.	Ken Schinkel*	January 17, 1976 to May 19, 1977	117	54	43	20	128 .547
6.	Johnny Wilson	June 13, 1977 to May 8, 1980	240	91	105	44	226 .471
7.	Ed Johnston**	July 15, 1980 to July 20, 1983	240	79	126	35	193 .402
8.	Lou Angotti	July 20, 1983 to June 4, 1984	80	16	58	6	38 .238
9.	Bob Berry	June 4, 1984 to April 13, 1987	240	88	127	25	201 .419
10.	Pierre Cremer	June 4, 1987 to June 14, 1988	80	36	35	9	81 .506
11.	Gene Ubriaco	June 28, 1988 to December 5, 1989	106	50	47	9	109 .514
12.	Craig Patrick***	December 5, 1989 to June 12, 1990	54	22	26	6	50 .462
13.	Bob Johnson	June 12 1990 to November 26, 1991	80	41	33	6	88 .550
14.	Scott Bowman	October 1, 1991 to May 28, 1993	164	95	53	16	206 .628
15.	Ed Johnston***	June 22, 1993 to March 3, 1997	276	153	98	25	331 .599
16.	Craig Patrick***	March 3, 1997 to April 26, 1997	20	7	10	3	17 .425
17.	Kevin Constantine	June 12, 1997 to present	82	40	24	18	98 .598
*	Ken Schinkel's combined record		203	83	92	28	194 .478
**	Ed Johnston's combined record		516	232	224	60	524 .508
***	Craig Patrick's combined record		74	29	36	9	67 .453

### Pittsburgh Penguins Team Captains

1967-68	Ab McDonald	1985-86	Mike Bullard
1968-69	No Captain	1986-87	Mike Bullard
1969-70	No Captain		Terry Ruskowski
1970-71	No Captain	1987-88	Dan Frawley
1971-72	No Captain		Mario Lemieux
1972-73	No Captain	1988-89	Mario Lemieux
1973-74	Ron Schock	1989-90	Mario Lemieux
1974-75	Ron Schock	1990-91	Randy Hillier
1975-76	Ron Schock		John Cullen
1976-77	Ron Schock		Paul Coffey
1977-78	Jean Pronovost		Mario Lemieux
1978-79	Orest Kindrachuk	1991-92	Mario Lemieux
1979-80	Orest Kindrachuk	1992-93	Mario Lemieux
1980-81	Orest Kindrachuk	1993-94	Mario Lemieux
1981-82	Randy Carlyle	1994-95	Ron Francis
1982-83	Randy Carlyle	1995-96	Mario Lemieux
1983-84	Randy Carlyle	1996-97	Mario Lemieux
1984-85	Mike Bullard	1997-98	Ron Francis

**PRESIDENTS:** Jack E. McGregor (1967-70), Jack Riley (1970-72), Wren Blair (1975-77), Vince Bartimo (1977-81), Edward J. DeBartolo, Sr. (1981-88), Marie DeBartolo York (1988-91), Howard Baldwin (1991-93), Jack Kelley (1993-96), Donn Patton (1996-1997).

**SCOUTS:** Edgar Brenchley (1967-70 & 1971-73), Rudy Migay (1967-68 & 1971-75), Ken Carson (1967-68), George "Red" Sullivan (1969-70), Dave Lucas (1969-75), Clare Rothermel (1969-75 & 1977-84), Ron Marlow (1971-72), Dick Coss (1971-72), Gerry Brown (1971-74), Jack Riley (1974-75), Ken Schinkel (1974-76), Gerald Blair (1976-77), Billy Taylor (1979-86), Albert Mandanici (1981-88), Lou Angotti (1984-86), Bruce Haralson (1984-89), John Gili (1985-95), Paul Goulet (1986-88), Doug Wood (1986-88), Fred Core (1987-89), Greg Malone (1988-present), Les Binkley (1989-Present), Charlie Hodge (1989-present), Doug McCauley (1989-91), Ralph Cox (1989-present), Gilles Meloche (1990-present), Pierre McGuire (1990-91), Mark Kelley (1993-present), Phil Russell (1993-1997), Glenn Patrick (1994-present).

# PENGUINS COACHES AND RECORDS

COACH	GP	W	L	T	PTS	GF	GA	PCT.
1967-68 Red Sullivan	74	27	34	13	67	195	216	.453
(Home)	37	15	12	10	40	115	101	.541
(Road)	37	12	22	3	27	80	115	.365
Fifth in Western Division - 10th of 12 teams - Did not make the playoffs								
1968-69 Red Sullivan	76	20	45	11	51	189	252	.336
(Home)	38	12	20	6	30	99	113	.395
(Road)	38	8	25	5	21	90	139	.276
Fifth in Western Division - 11th of 12 teams - Did not make the playoffs								
1969-70 Red Kelly	76	26	38	12	64	182	238	.421
(Home)	38	17	13	8	42	105	108	.553
(Road)	38	9	25	4	22	77	130	.289
Second in Western Division - 7th of 12 teams - Eliminated Oakland, 4-0, in Quarterfinals; Lost to St. Louis, 4-2, in Semi-finals								
1970-71 Red Kelly	78	21	37	20	62	221	240	.397
(Home)	39	18	12	9	45	126	92	.576
(Road)	39	3	25	11	17	95	148	.218
Sixth in Western Division - 11th of 14 teams - Did not make playoffs								
1971-72 Red Kelly	78	26	38	14	66	220	258	.423
(Home)	39	18	15	6	42	132	125	.538
(Road)	39	8	23	8	24	88	133	.308
Fourth in Western Division - 9th of 14 teams - Lost to Chicago, 4-0, in Quarterfinals								
1972-73 TOTAL	78	32	37	9	73	257	265	.468
Red Kelly	42	17	19	6	40	144	137	.476
Ken Schinkel	36	15	18	3	33	113	128	.458
(Home)	39	24	11	4	52	150	104	.667
(Road)	39	8	26	5	21	107	161	.269
Ken Schinkel replaced Red Kelly on January 13, 1973 - Fifth in Western Division - 10th of 16 teams - Did not make the playoffs								
1973-74 TOTAL	78	28	41	9	65	242	273	.417
Ken Schinkel	50	14	31	5	33	138	185	.330
Marc Boileau	28	14	10	4	32	104	88	.571
(Home)	39	15	18	6	36	124	116	.462
(Road)	39	13	23	3	29	118	157	.371
Marc Boileau replaced Ken Schinkel on February 6, 1974 - Fifth in Western Division - 11th of 16 teams - Did not make playoffs								
1974-75 Marc Boileau	80	37	28	15	89	326	289	.556
(Home)	40	25	5	10	60	192	113	.750
(Road)	40	12	23	5	29	134	176	.363
Third in Norris Division - 6th of 18 teams - Eliminated St. Louis, 2-0, in Preliminary Round; Lost to NY Islanders, 4-3, in Quarterfinals								
1975-76 TOTAL	80	35	33	12	82	339	303	.513
Marc Boileau	43	15	23	5	35	161	181	.407
Ken Schinkel	37	20	10	7	47	178	122	.635
(Home)	40	23	11	6	52	196	137	.650
(Road)	40	12	22	6	30	143	166	.375
Ken Schinkel replaced Marc Boileau on January 17, 1976 - Third in Norris Division - 8th of 18 teams - Lost to Toronto, 2-1, in Preliminary Round								
1976-77 Ken Schinkel	80	34	33	13	81	240	252	.506
(Home)	40	22	12	6	50	139	119	.625
(Road)	40	12	21	7	31	101	133	.386
Third in Norris Division - 7th of 18 teams - Lost to Toronto, 2-1, in Preliminary Round								
1977-78 Johnny Wilson	80	25	37	18	68	254	321	.425
(Home)	40	16	15	9	41	143	147	.513
(Road)	40	9	22	9	27	111	174	.338
Fourth in Norris Division - 12th of 18 teams - Did not make playoffs								
1978-79 Johnny Wilson	80	36	31	13	85	281	279	.531
(Home)	40	23	12	5	51	152	120	.638
(Road)	40	13	19	8	34	129	159	.425
Second in Norris Division - 8th of 18 teams - Eliminated Buffalo, 2-1, in Preliminary Round; Lost to Boston, 4-0, in Quarterfinals								
1979-80 Johnny Wilson	80	30	37	13	73	251	303	.456
(Home)	40	20	13	7	47	145	134	.588
(Road)	40	10	24	6	26	106	169	.325
Third in Norris Division - 13th of 21 teams - Lost to Boston, 3-2, in Preliminary Round								
1980-81 Ed Johnston	80	30	37	13	73	302	345	.456
(Home)	40	21	16	3	45	160	154	.563
(Road)	40	9	21	10	28	142	191	.350
Third in Norris Division - 15th of 21 teams - Lost to St. Louis, 3-2, in Preliminary Round								
1981-82 Ed Johnston	80	31	36	13	75	310	337	.469
(Home)	40	21	11	8	50	167	143	.625
(Road)	40	10	25	5	25	143	194	.313
Fourth in Patrick Division - 12th of 21 teams - Lost to NY Islanders, 3-2, in Preliminary Round								
1982-83 Ed Johnston	80	18	53	9	45	257	394	.281
(Home)	40	14	22	4	32	134	170	.400
(Road)	40	4	31	5	13	123	224	.163
Sixth in Patrick Division - 21st of 21 teams - Did not make playoffs								
1983-84 Lou Angotti	80	16	58	6	38	254	390	.238
(Home)	40	7	29	4	18	132	182	.225
(Road)	40	9	29	2	20	122	208	.250
Sixth in Patrick Division - 21st of 21 teams - Did not make playoffs								
1984-85 Bob Berry	80	24	51	5	53	276	385	.331
(Home)	40	17	20	3	37	150	171	.463
(Road)	40	7	31	2	16	126	214	.200
Sixth in Patrick Division - 20th of 21 teams - Did not make the playoffs								

# PENGUINS COACHES AND RECORDS

COACH	GP	W	L	T	PTS	GF	GA	PCT.
1985-86 Bob Berry	80	34	38	8	76	313	305	.475
(Home)	40	20	15	5	45	155	133	.563
(Road)	40	14	23	3	31	158	172	.388
Fifth in Patrick Division - 15th of 21 teams - Did not make the playoffs								
1986-87 Bob Berry	80	30	38	12	72	297	290	.450
(Home)	40	19	15	6	44	164	145	.550
(Road)	40	11	23	6	28	133	145	.350
Fifth in Patrick Division - 14th of 21 teams - Did not make the playoffs								
1987-88 Pierre Cremer	80	36	35	9	81	319	316	.506
(Home)	40	22	12	6	50	171	140	.625
(Road)	40	14	23	3	31	148	176	.388
Sixth in Patrick Division - 12th of 21 teams - Did not make the playoffs.								
1988-89 Gene Ubriaco	80	40	33	7	87	347	349	.544
(Home)	40	24	13	3	51	185	159	.638
(Road)	40	16	20	4	36	163	190	.450
Second in Patrick Division - 6th of 21 teams - Eliminated NY Rangers, 4-0, in Division Semi-finals; Lost to Philadelphia, 4-3, in Division Finals.								
1989-90 TOTAL	80	32	40	8	72	318	359	.450
Gene Ubriaco	26	10	14	2	22	101	110	.423
Craig Patrick	54	22	26	6	50	217	249	.462
(Home)	40	22	15	3	47	178	166	.588
(Road)	40	10	25	5	25	140	193	.313
Craig Patrick replaced Gene Ubriaco on December 5, 1989 - Fifth in Patrick Division - 17th of 21 teams - Did not make the playoffs								
1990-91 Bob Johnson	80	41	33	6	88	342	305	.550
(Home)	40	25	12	3	53	184	132	.663
(Road)	40	16	21	3	35	158	173	.438
First in Patrick Division - 7th of 21 teams - Eliminated New Jersey, 4-3, in Division Semi-Finals; Eliminated Washington, 4-1, in Division Finals; Eliminated Boston, 4-2, in Wales Conference Final; Defeated Minnesota, 4-2, in Stanley Cup Final								
1991-92 Scott Bowman	80	39	32	9	87	343	308	.544
(Home)	40	21	13	6	48	192	154	.600
(Road)	40	18	19	3	39	151	154	.488
Third in Patrick Division - 6th of 22 teams - Eliminated Washington, 4-3, in Division Semi-Finals; Eliminated NY Rangers, 4-2, in Division Finals; Eliminated Boston, 4-0, in Wales Conference Final; Defeated Chicago, 4-0, in Stanley Cup Final								
1992-93 Scott Bowman	84	56	21	7	119	367	268	.708
(Home)	41	31	6	4	66	198	128	.805
(Road)	41	23	15	3	49	159	136	.598
(Neutral Site)	2	2	0	0	4	10	4	1.000
First in Patrick Division - 1st of 24 teams - Eliminated New Jersey, 4-1, in Division Semi-Finals; Lost to NY Islanders, 4-3, in Division Finals								
1993-94 Ed Johnston	84	44	27	13	101	299	185	.601
(Home)	41	24	9	8	56	155	128	.683
(Road)	41	18	18	5	41	132	153	.500
(Neutral Site)	2	2	0	0	4	12	4	1.000
First in Northeast Division - 3rd of 26 teams - Lost to Washington, 4-2, in Conference Quarterfinals								
1994-95 Ed Johnston	48	29	16	3	61	181	158	.635
(Home)	24	18	5	1	37	103	71	.771
(Road)	24	11	11	2	24	78	87	.500
Second in Northeast Division - 3rd of 26 teams - Eliminated Washington, 4-3, in Conference Quarterfinals; Lost to New Jersey, 4-1, in Conference Semi-Finals								
1995-96 Ed Johnston	82	49	29	4	102	362	284	.622
(Home)	41	32	9	0	64	215	136	.780
(Road)	41	17	20	4	38	147	148	.463
First in Northeast Division - 4th of 26 teams - Eliminated Washington, 4-2, in Conference Quarterfinals; Eliminated NY Rangers, 4-1, in Conference Semi-Finals; Lost to Florida, 4-3, in Conference Finals								
1996-97 TOTALS	82	38	36	8	84	285	280	.512
Ed Johnston	62	31	26	5	67	220	205	.540
Craig Patrick	20	7	10	3	17	65	75	.425
(Home)	41	25	11	5	55	154	122	.671
(Road)	41	13	25	3	29	131	158	.354
Craig Patrick replaced Ed Johnston on March 3, 1997 - Second in Northeast Division - 10th of 26 teams - Lost to Philadelphia, 4-1, in Conference Quarterfinals								
1997-98 Kevin Constantine	82	40	24	18	98	228	188	.598
(Home)	41	21	10	10	52	125	98	.634
(Road)	41	19	14	8	46	103	90	.561
First in Northeast Division - 4th of 26 teams - Lost to Montreal, 4-2, in Conference Quarterfinals								

	PENGUINS CAREER TOTALS				PTS	GF	GA	PCT.
	GP	W	L	T				
TOTALS	2440	1004	1106	330	2338	8757	9035	.479
Home	1218	632	412	174	1438	4743	4061	.590
Road	1218	368	694	156	892	3982	4966	.366
Neutral Site	4	4	0	0	8	22	8	1.000

GAMES COACHED	CAREER COACHING RECORDS		WINNING PERCENTAGE		
	VICTORIES				
Ed Johnston	516	Ed Johnston	232	Scott Bowman	.628
Red Kelly	274	Scott Bowman	95	Kevin Constantine	.598
Bob Berry	240	Johnny Wilson	91	Bob Johnson	.550
Johnny Wilson	240	Red Kelly	90	Marc Boileau	.517
Ken Schinkel	203	Bob Berry	88	Gene Ubriaco	.514
Scott Bowman	164	Ken Schinkel	83	Ed Johnston	.508

# LEADERS BY SEASON

SEASON	PENALTY MINUTES	SHOTS	PLUS/MINUS
1967-68	74 - Boivin, Leo	293 - Bathgate, Andy	-2 - Andrea, Paul
1968-69	81 - McCallum, Dunc	226 - Schinkel, Ken	0 - Ubracio, Gene
1969-70	189 - Watson, Bryan	225 - Schinkel, Ken	-1 - Watson, Bryan
1970-71	133 - Hextall, Bryan	225 - Pronovost, Jean	+10 - Boyer, Wally
1971-72	212 - Watson, Bryan	214 - Pronovost, Jean	+18 - Apps, Syl
1972-73	179 - Watson, Bryan	284 - McDonough, Al	+37 - MacDonald, Lowell
1973-74	138 - Durbano, Steve	260 - MacDonald, Lowell	+21 - Apps, Syl
1974-75	172 - Campbell, Colin	275 - Pronovost, Jean	+29 - Wilkins, Barry
1975-76	161 - Durbano, Steve	319 - Larouche, Pierre	+27 - Burrows, Dave
1976-77	115 - Kelly, Bob	250 - Kehoe, Rick	+13 - Kelly, Bob
1977-78	378 - Schultz, Dave	219 - Pronovost, Jean	+4 - Mahovich, Pete
1978-79	157 - Schultz, Dave	219 - Pronovost, Jean	+21 - Stackhouse, Ron
1979-80	166 - Clackson, Kim	239 - Kehoe, Rick	+23 - Lemieux, Mario
1980-81	204 - Baxter, Paul	299 - Kehoe, Rick	+4 - Johnson, Mark
1981-82	409 - Baxter, Paul	249 - Kehoe, Rick	+9 - Sheppard, Greg
1982-83	238 - Baxter, Paul	203 - Kehoe, Rick	-9 - Lee, Peter
1983-84	297 - Rissling, Gary	214 - Flockhart, Ron	+3 - Maxwell, Bryan
1984-85	209 - Rissling, Gary	209 - Lemieux, Mario	-6 - Rissling, Gary
1985-86	174 - Frawley, Dan	276 - Lemieux, Mario	+15 - Blaisdell, Mike
1986-87	218 - Frawley, Dan	267 - Lemieux, Mario	+14 - Cunneynworth, Randy
1987-88	206 - Buskas, Rod	382 - Lemieux, Mario	+16 - Stackhouse, Ron
1988-89	285 - Caulfield, Jay	342 - Coffey, Paul	+41 - Lemieux, Mario
1989-90	171 - Stevens, Kevin	324 - Coffey, Paul	+11 - Hillier, Randy
1990-91	211 - Samuelsson, Ulf	253 - Stevens, Kevin	+17 - Roberts, Gord
1991-92	252 - Stevens, Kevin	325 - Stevens, Kevin	+33 - Murphy, Larry
1992-93	252 - Tocchet, Rick	326 - Stevens, Kevin	+55 - Lemieux, Mario
1993-94	155 - Stevens, Kevin	298 - Jagr, Jaromir	+24 - Straka, Martin
1994-95	114 - Leroux, Francois	192 - Jagr, Jaromir	+30 - Francis, Ron
1995-96	161 - Leroux, Francois	403 - Jagr, Jaromir	+37 - Nedved, Petr
1996-97	155 - Roche, Dave	327 - Lemieux, Mario	+27 - Lemieux, Mario
1997-98	181 - Tamer, Chris	262 - Jagr, Jaromir	+17 - Jagr, Jaromir

SEASON	GOALS AGAINST AVERAGE	SHUTOUTS	WINS
1967-68	2.86 - Bassen, Hank	6 - Binkley, Les	20 - Binkley, Les
1968-69	3.20 - Daley, Joe	2 - Daley, Joe	10 - Binkley, Les - Daley, Joe
1969-70	3.03 - Smith, Al	3 - Binkley, Les	15 - Smith, Al
1970-71	2.86 - Binkley, Les	2 - Binkley, Les - Smith, Al	11 - Binkley, Les
1971-72	3.22 - Rutherford, Jim	1 - Rutherford, Jim	17 - Rutherford, Jim
1972-73	2.91 - Rutherford, Jim	3 - Rutherford, Jim	20 - Rutherford, Jim
1973-74	3.44 - Rutherford, Jim	1 - Brown, Andy	13 - Brown, Andy
1974-75	3.09 - Inness, Gary	2 - Inness, Gary	24 - Inness, Gary
1975-76	3.45 - Plasse, Michel	2 - Plasse, Michel	24 - Plasse, Michel
1976-77	2.94 - Herron, Denis	5 - Wilson, Dunc	18 - Wilson, Dunc
1977-78	3.57 - Herron, Denis	None	20 - Herron, Denis
1978-79	3.37 - Herron, Denis - Millen, Greg	2 - Millen, Greg	22 - Herron, Denis
1979-80	3.64 - Millen, Greg	2 - Millen, Greg	18 - Millen, Greg
1980-81	4.16 - Millen, Greg	None	25 - Millen, Greg
1981-82	3.79 - Dion, Michel	1 - Edwards, Gary	25 - Dion, Michel
1982-83	4.26 - Dion, Michel	1 - Herron, Denis	12 - Dion, Michel
1983-84	4.08 - Herron, Denis	1 - Herron, Denis - Romano, Roberto	8 - Herron, Denis
1984-85	4.42 - Romano, Roberto	1 - Herron, Denis - Romano, Roberto	10 - Herron, Denis
1985-86	3.56 - Romano, Roberto	2 - Romano, Roberto	21 - Romano, Roberto
1986-87	3.43 - Meloche, Gilles	None	13 - Meloche, Gilles
1987-88	3.35 - Guenette, Steve	1 - Guenette, Steve - Pictrangelo, Frank	12 - Guenette, Steve
1988-89	4.04 - Barrasso, Tom	None	18 - Barrasso, Tom
1989-90	4.17 - Young, Wendell	1 - Young, Wendell	16 - Young, Wendell
1990-91	3.59 - Barrasso, Tom	1 - Barrasso, Tom	27 - Barrasso, Tom
1991-92	3.53 - Barrasso, Tom	1 - Barrasso, Tom	25 - Barrasso, Tom
1992-93	3.01 - Barrasso, Tom	4 - Barrasso, Tom	43 - Barrasso, Tom
1993-94	3.36 - Barrasso, Tom	2 - Barrasso, Tom	22 - Barrasso, Tom
1994-95	3.21 - Wreggott, Ken	None	25 - Wreggott, Ken
1995-96	3.24 - Wreggott, Ken	3 - Wreggott, Ken	29 - Barrasso, Tom
1996-97	2.94 - Lalime, Patrick	3 - Lalime, Patrick	21 - Lalime, Patrick
1997-98	2.07 - Barrasso, Tom	7 - Barrasso, Tom	31 - Barrasso, Tom



## TEAM RECORDS 1967-1998

### POINTS

Most Overall:	119 (1992-93)*
Most Home:	66 (1992-93)
Most Road:	49 (1992-93)
Fewest Overall:	38 (1983-84)
Fewest Home:	18 (1983-84)
Fewest Road:	13 (1982-83)

### WINS

Most Overall:	56 (1992-93)
Most Home:	32 (1995-96)
Most Road:	23 (1992-93)
Fewest Overall:	16 (1983-84)
Fewest Home:	7 (1983-84)
Fewest Road:	3 (1970-71)

### LOSSES

Most Overall:	58 (1983-84)
Most Home:	29 (1983-84)
Most Road:	31 (1982-83)
Fewest Overall:	21 (1992-93)
Fewest Home:	5 (1974-75)
Fewest Road:	14 (1997-98)

### TIES

Most Overall:	20 (1970-71)
Most Home:	10 (1967-68, 1974-75 & 1997-98)
Most Road:	11 (1970-71)
Fewest Overall:	4 (1995-96)
Fewest Home:	0 (1995-96)
Fewest Road:	3 (Seven times - last time - 1996-97)

### GOALS

Most For:	367 (1992-93)
Most For Home:	215 (1995-96)
Most For Road:	162 (1988-89)
Most Against Overall:	394 (1982-83)
Most Against Home:	182 (1983-84)
Most Against Road:	224 (1982-83)
Fewest For Overall:	182 (1969-70)
Fewest For Home:	98 (1968-69)

Fewest For Road:	77 (1969-70)
Fewest Against Overall:	188 (1997-98)
Fewest Against Home:	92 (1970-71)
Fewest Against Road:	90 (1997-98)

### ASSISTS

Most For:	633 (1992-93)
Most Against:	665 (1982-83)
Fewest For:	294 (1969-70)
Fewest Against:	298 (1997-98)

### POINTS

Most For:	1,000 (1992-93)
Most Against:	1,049 (1982-83)
Fewest For:	476 (1969-70)
Fewest Against:	486 (1997-98)

### PENALTIES

Most For:	897 (1988-89)
Most Against:	906 (1988-89)
Fewest For:	248 (1967-68)
Fewest Against:	330 (1967-68)

### PENALTY MINUTES

Most For:	2,670 (1988-89)
Most Against:	2,702 (1988-89)
Fewest For:	554 (1967-68)
Fewest Against:	750 (1967-68)

### MINORS

Most For:	773 (1987-88)
Most Against:	752 (1987-88)
Fewest For:	237 (1967-68)
Fewest Against:	315 (1967-68)

### MAJORS

Most For:	118 (1988-89)
Most Against:	114 (1988-89)
Fewest For:	1 (1967-68)
Fewest Against:	6 (1967-68)

\*Total includes four points from neutral site games.

## TEAM RECORDS 1967-1998

### *Right Wing:*

33 - Rick Kehoe (1981-82)

### *Left Wing:*

27 - Pat Boutette (1981-82)

### *Defenseman:*

53 - Paul Coffey (1988-89)

### *Rookie:*

23 - Zarley Zalapski (1988-89)

### *Rookie Defenseman:*

23 - Zarley Zalapski (1988-89)

### MOST POWER PLAY POINTS

#### *Overall:*

80 - Mario Lemieux (1987-88)

80 - Mario Lemieux (1988-89)

#### *Center:*

80 - Mario Lemieux (1987-88)

80 - Mario Lemieux (1988-89)

#### *Right Wing:*

51 - Jaromir Jagr (1995-96)

#### *Left Wing:*

44 - Kevin Stevens (1992-93)

#### *Defenseman:*

64 - Paul Coffey (1988-89)

#### *Rookie:*

33 - Mario Lemieux (1984-85)

#### *Rookie Defenseman:*

28 - Zarley Zalapski (1988-89)

### MOST SHORT HANDED GOALS

#### *Overall:*

13 - Mario Lemieux (1988-89)

#### *Center:*

13 - Mario Lemieux (1988-89)

#### *Right Wing:*

4 - Jean Pronovost (1973-74)

4 - Rick Tocchet (1992-93)

#### *Left Wing:*

4 - Vic Hadfield (1974-75)

4 - Phil Bourque (1990-91)

#### *Defenseman:*

2 - Bob Woytowich (1968-69)

2 - Moe Mantha (1985-86)

2 - Paul Coffey (1987-88)

2 - Grant Jennings (1991-92)

2- Larry Murphy (1991-92, 1992-93)

2- Darius Kasparaitis ( 1997-98)

### *Rookie:*

2- Jean Pronovost (1968-69)

2- Mitch Lamoureux (1984-85)

2- Randy Cunneyworth (1985-86)

2- Mark Recchi ( 1989-90)

### MOST CONSECUTIVE GAMES WITH A:

#### *Goal:*

12 - Mario Lemieux (18 goals) (October 6-November 1, 1992)

#### *Assist:*

14 - Mario Lemieux (23 assists) (January 15-February 16, 1986)

#### *Point:*

46 - Mario Lemieux (39+64=103) (October 31, 1989-February 14, 1990)

#### *Goal, By Rookie:*

7 - Mike Bullard (Eight goals) (January 23-February 6, 1982)

#### *Assist, By Rookie:*

6 - Mario Lemieux (Nine assists) (October 27-November 8, 1984)

6 - Mario Lemieux (Nine assists) (December 7-21, 1984)

#### *Point, By Rookie:*

11 - Mike Bullard (3+10=13) (December 12, 1981-January 3, 1982)

### SINGLE GAME HIGHS

#### *Most Goals:*

5 - Mario Lemieux  
(December 31, 1988 vs. New Jersey)

5 - Mario Lemieux  
(April 9, 1993 at NY Rangers)

5 - Mario Lemieux  
(March 26, 1996 vs. St. Louis)

#### *Most Assists:*

6 - Ron Stackhouse  
(March 8, 1975 vs. Philadelphia)

6 - Greg Malone  
(November 28, 1979 vs. Quebec)

## TEAM RECORDS 1967-1998

6 - Mario Lemieux  
(October 15, 1988 vs. St. Louis)

6 - Mario Lemieux  
(December 5, 1992 at San Jose)

6 - Mario Lemieux  
(November 1, 1995 vs. Tampa Bay)

### ***Most Points:***

8 - Mario Lemieux  
(2+6) (October 15, 1988 vs. St. Louis)

8 - Mario Lemieux  
(5+3) (December 31, 1988 vs. New Jersey)

### ***Most Shots:***

14 - Ron Stackhouse  
(April 3, 1976 vs. Washington)

### ***Most Penalties:***

9 - Russ Anderson  
(January 19, 1980 vs. Edmonton)

### ***Most Penalty Minutes:***

51 - Russ Anderson  
(January 19, 1980 vs. Edmonton)

### **SINGLE PERIOD HIGHS**

#### ***Most Goals:***

4 - Mario Lemieux  
(January 26, 1997 at Montreal)

#### ***Most Assists:***

4 - Syl Apps  
(March 24, 1971 vs. Detroit)

4 - Ron Stackhouse  
(March 8, 1975 vs. Philadelphia)

4 - Paul Coffey  
(February 6, 1990 vs. NY Islanders)

4 - Mario Lemieux  
(November 1, 1995 vs. Tampa Bay)

4 - Jaromir Jagr  
(December 19, 1996 at St. Louis)

#### ***Most Points:***

4 - 20 times - last time - Mario Lemieux  
(January 26, 1997 at Montreal)

#### ***Most Shots:***

7 - Five times - last time - Mario Lemieux  
(February 12, 1997 vs. NY Islanders)

#### ***Most Penalties:***

8 - Russ Anderson (January 19, 1980 vs. Edmonton)

#### ***Most Penalty Minutes:***

46 - Russ Anderson (January 19, 1980 vs. Edmonton)

### **SINGLE MONTH HIGHS**

#### ***Most Goals:***

18 - Mario Lemieux (March 1993)

#### ***Most Assists:***

25 - Mario Lemieux (March 1988)

#### ***Most Points:***

38 - Mario Lemieux  
(October 1988) (11 games - 16+22)

### **GOALTENDER RECORDS**

#### **MOST GAMES**

##### ***All-Time:***

665 - Tom Barrasso

##### ***One Season:***

63 - Greg Millen (1980-81)

63 - Tom Barrasso (1992-93)

63 - Tom Barrasso (1997-98)

##### ***One Season, Home:***

34 - Greg Millen (1980-81)

34 - Michel Dion (1981-82)

##### ***One Season, Road:***

32 - Tom Barrasso (1997-98)

#### **MOST WINS**

All-Time: 202 - Tom Barrasso

One Season: 43 - Tom Barrasso (1992-93)

One Season, Home: 24 - Tom Barrasso (1992-93)

One Season, Road: 19 - Tom Barrasso (1992-93)

#### **MOST MINUTES PLAYED**

##### ***All-Time:***

22,703 - Tom Barrasso

## TEAM RECORDS 1967-1998

### *One Season:*

3,721 - Greg Millen (1980-81)

### *One Season, Home:*

2,040 - Greg Millen (1980-81)

### *One Season, Road:*

1,932 - Tom Barrasso (1997-98)

### LOWEST GOALS AGAINST AVERAGE

#### *All-Time:*

2.86 - Hank Bassen

#### *One Season:*

2.07 - Tom Barrasso (1997-98)

#### *One Season, Home:*

2.02 - Al Smith (1970-71)

#### *One Season, Road:*

1.83 - Tom Barrasso (1997-98)

### MOST SHUTOUTS

#### *All-Time:*

17 - Tom Barrasso

#### *One Season:*

7 - Tom Barrasso (1997-98)

#### *One Season, Home:*

3 - Les Binkley (1967-68)

3 - Ken Wregget (1995-96)

#### *One Season, Road:*

6 - Tom Barrasso (1997-98)

### HIGHEST WINNING PERCENTAGE

#### *All-Time:*

.629 - Patrick Lalime (21-12-2)

#### *One Season:*

.734 - Tom Barrasso (1992-93) (43-14-5)

### MOST SAVES

#### *All-Time:*

10,829 - Tom Barrasso

#### *One Season :*

1,920 - Denis Herron (1977-78)

#### *One Season, Home:*

938 - Denis Herron (1977-78)

### *One Season, Road:*

982 - Denis Herron (1977-78)

### *All-Time, Per Game:*

30.6 - Joe Daley

### *One Season, Per Game:*

32.6 - Denis Herron (1977-78)

### *One Season, Per Game, Home:*

31.2 - Joe Daley (1968-69)

### *One Season, Per Game, Road:*

35.8 - Denis Herron (1977-78)

### HIGHEST SAVE PERCENTAGE

#### *All-Time:*

.913 - Patrick Lalime

#### *One Season:*

.913 - Patrick Lalime (1996-97)

### MOST GOALS AGAINST

#### *All-Time:*

1,265 - Tom Barrasso

#### *One Season:*

258 - Greg Millen (1980-81)

#### *One Season, Home:*

128 - Greg Millen (1980-81)

#### *One Season, Road:*

130 - Greg Millen (1980-81)

### MOST LOSSES

#### *All-Time:*

133 - Denis Herron

#### *One Season:*

31 - Les Binkley (1968-69)

#### *One Season, Home:*

17 - Les Binkley (1968-69)

#### *One Season, Road:*

17 - Les Binkley (1967-68)

17 - Michel Dion (1981-82)

### MOST TIES

#### *All-Time:*

48 - Tom Barrasso

## TEAM RECORDS 1967-1998

### *One Season:*

15 - Denis Herron (1977-78)

### *One Season, Home:*

9 - Les Binkley (1967-68)

### *One Season, Road:*

7 - Denis Herron (1977-78)

7 - Denis Herron (1978-79)

7 - Greg Millen (1980-81)

### LONGEST CONSECUTIVE STREAKS

#### *Games Played:*

26 - Greg Millen

(February 7 - April 4, 1981) (11-10-5)

#### *Wins:*

14 - Tom Barrasso

(March 9 - April 9, 1993)

#### *Wins, Home:*

13 - Jim Rutherford

(February 16-November 22, 1972)

#### *Wins, Road:*

6 - Tom Barrasso

(March 14-April 9, 1993)

#### *Unbeaten:*

16 - Patrick Lalime

(December 6, 1996-January 21, 1997)

(14-0-2)

#### *Unbeaten, Home:*

18 - Michel Plasse

(January 11-December 31, 1975)

(14-0-4)

#### *Unbeaten, Road:*

7 - Denis Herron (March 13-27, 1979)

(5-0-2)

7 - Tom Barrasso

(October 20-November 17, 1995)

(5-0-2)

7 - Tom Barrasso

(November 15-December 19, 1997)

(5-0-2)

### *Losses:*

9 - Michel Dion

(Dec. 20, 1983-March 1, 1984)

### *Losses, Home:*

5 - Michel Dion

(April 3 - October 22, 1982)

5 - Denis Herron

(October 18-November 16, 1983)

### *Losses, Road:*

10 - Joe Daley

(November 13, 1968-March 20, 1969)

10 - Denis Herron

(December 22, 1984-March 30, 1985)

### *Winless:*

15 - Al Smith

(January 28-April 1, 1971)

(0-10-5)

### *Winless, Home:*

9 - Les Binkley

(November 6 - December 21, 1968)

(0-8-1)

### *Winless, Road:*

6 - Al Smith (March 5, 1970-April 1, 1971)

(0-18-8)

### LONGEST SHUTOUT SEQUENCE

#### *Individual:*

132:24 - Jim Rutherford

(February 22 - February 25, 1973)

118:18 - Tom Barrasso

(February 8 - February 13, 1993)

#### *Team:*

187:30 - Ken Wregget and Tom Barrasso

(January 31 - February 13, 1993)

134:17 - Dunc Wilson and Denis Herron

(March 8 - 12, 1971)

#### *Against:*

183:15 - (January 31 - February 9, 1980)

170:29 - (October 31 - November 7, 1973)

# OPENERS

## Season Openers (14-11-6)

Oct. 1, 1997	Los Angeles	3	at	Pittsburgh	3	T*
Oct. 5, 1996	Tampa Bay	4	at	Pittsburgh	3	L*
Oct. 7, 1995	Toronto	3	at	Pittsburgh	8	W
Jan. 20, 1995	Pittsburgh	5	at	Tampa Bay	3	W
Oct. 5, 1993	Pittsburgh	3	at	Philadelphia	4	L
Oct. 6, 1992	Philadelphia	3	at	Pittsburgh	3	T*
Oct. 4, 1991	Pittsburgh	5	at	Buffalo	4	W
Oct. 5, 1990	Pittsburgh	7	at	Washington	4	W
Oct. 5, 1989	Pittsburgh	4	at	Boston	5	L
Oct. 7, 1988	Pittsburgh	6	at	Washington	4	W
Oct. 8, 1987	Pittsburgh	4	at	NY Rangers	4	T*
Oct. 9, 1986	Washington	4	at	Pittsburgh	5	W
Oct. 10, 1985	Montreal	5	at	Pittsburgh	3	L
Oct. 11, 1984	Pittsburgh	3	at	Boston	4	L
Oct. 4, 1983	Pittsburgh	3	at	St. Louis	5	L
Oct. 5, 1982	Pittsburgh	3	at	New Jersey	3	T
Oct. 6, 1981	Pittsburgh	2	at	St. Louis	6	L
Oct. 9, 1980	Pittsburgh	4	at	Philadelphia	7	L
Oct. 10, 1979	Winnipeg	2	at	Pittsburgh	4	W
Oct. 11, 1978	Toronto	3	at	Pittsburgh	2	L
Oct. 12, 1977	St. Louis	2	at	Pittsburgh	4	W
Oct. 6, 1976	Vancouver	5	at	Pittsburgh	9	W
Oct. 7, 1975	Pittsburgh	4	at	Washington	2	W
Oct. 9, 1974	Pittsburgh	4	at	Minnesota	2	W
Oct. 12, 1973	Pittsburgh	4	at	Atlanta	3	W
Oct. 7, 1972	Los Angeles	2	at	Pittsburgh	4	W
Oct. 9, 1971	Philadelphia	2	at	Pittsburgh	3	W
Oct. 10, 1970	Buffalo	2	at	Pittsburgh	1	L
Oct. 11, 1969	Oakland	2	at	Pittsburgh	2	T
Oct. 12, 1968	Montreal	1	at	Pittsburgh	1	T
Oct. 11, 1967	Montreal	2	at	Pittsburgh	1	L

## Home Openers (18-8-5)

Oct. 1, 1997	vs. Los Angeles	3-3	T*
Oct. 5, 1996	vs. Tampa Bay	3-4	L*
Oct. 7, 1995	vs. Toronto	8-3	W
Jan. 27, 1995	vs. Ottawa	5-4	W
Oct. 7, 1993	vs. Montreal	2-1	W*
Oct. 6, 1992	vs. Philadelphia	3-3	T*
Oct. 6, 1991	vs. Philadelphia	2-2	T*
Oct. 7, 1990	vs. New Jersey	7-4	W
Oct. 10, 1989	vs. Winnipeg	5-1	W
Oct. 11, 1988	vs. Washington	8-7	W
Oct. 13, 1987	vs. Buffalo	8-3	W
Oct. 9, 1986	vs. Washington	5-4	W
Oct. 10, 1985	vs. Montreal	3-5	L
Oct. 17, 1984	vs. Vancouver	4-3	W
Oct. 8, 1983	vs. NY Rangers	1-6	L
Oct. 9, 1982	vs. NY Rangers	3-5	L
Oct. 10, 1981	vs. Quebec	2-1	W
Oct. 11, 1980	vs. Winnipeg	5-4	W
Oct. 10, 1979	vs. Winnipeg	4-2	W
Oct. 11, 1978	vs. Toronto	2-3	L
Oct. 12, 1977	vs. St. Louis	4-2	W
Oct. 6, 1976	vs. Vancouver	9-5	W
Oct. 11, 1975	vs. Washington	7-5	W
Oct. 12, 1974	vs. Detroit	7-2	W
Oct. 13, 1973	vs. NY Rangers	2-8	L
Oct. 7, 1972	vs. Los Angeles	4-2	W
Oct. 9, 1971	vs. Philadelphia	3-2	W
Oct. 10, 1970	vs. Buffalo	1-2	L
Oct. 11, 1969	vs. California	2-2	T
Oct. 12, 1968	vs. Montreal	1-1	T
Oct. 11, 1967	vs. Montreal	1-2	L

## Road Openers (12-13-6)

Oct. 3, 1997	at Carolina	4-3	W
Oct. 8, 1996	at Hartford	3-7	L
Oct. 9, 1995	at Colorado	6-6	T*
Jan. 20, 1995	at Tampa Bay	5-3	W
Oct. 5, 1993	at Philadelphia	3-4	L
Oct. 10, 1992	at Montreal	3-3	T*
Oct. 4, 1991	at Buffalo	5-4	W
Oct. 5, 1990	at Washington	7-4	W
Oct. 5, 1989	at Boston	4-5	L
Oct. 7, 1988	at Washington	6-4	W
Oct. 8, 1987	at NY Rangers	4-4	T*
Oct. 12, 1986	at Chicago	4-1	W
Oct. 16, 1985	at Chicago	5-5	T*
Oct. 11, 1984	at Boston	3-4	L
Oct. 4, 1983	at St. Louis	3-5	L
Oct. 5, 1982	at New Jersey	3-3	T
Oct. 6, 1981	at St. Louis	2-6	L
Oct. 9, 1980	at Philadelphia	4-7	L
Oct. 14, 1979	at Boston	4-1	W
Oct. 12, 1978	at Boston	2-8	L
Oct. 14, 1977	at Washington	1-2	L
Oct. 7, 1976	at Montreal	1-10	L
Oct. 7, 1975	at Washington	4-2	W
Oct. 9, 1974	at Minnesota	4-2	W
Oct. 12, 1973	at Atlanta	4-3	W
Oct. 11, 1972	at St. Louis	5-2	W
Oct. 10, 1971	at Buffalo	1-2	L
Oct. 15, 1970	at Minnesota	2-4	L
Oct. 19, 1969	at Boston	0-4	L
Oct. 16, 1968	at Toronto	2-2	T
Oct. 13, 1967	at St. Louis	3-1	W

\*In overtime

# STREAKS

(Winning-Unbeaten-Losing-Winless)

SEASON	OVERALL				HOME				ROAD			
	WIN	UNBT	LOSS	WINLESS	WIN	UNBT	LOSS	WINLESS	WIN	UNBT	LOSS	WINLESS
1967-68	4	5	3	4	3	5	2	5	3	3	5	8
1968-69	4	6	7	9	4	4	4	6	2	5	8	14
1969-70	3	4	6	10	4	6	3	4	2	2	4	9
1970-71	2	4	4	8	7	7	2	5	2	3	15	18*
1971-72	4	5	6	9	3	4	3	4	3	6	6	14
1972-73	4	5	5	8	4	8	3	3	1	2	9	9
1973-74	3	4	6	8	3	6	4	4	2	3	4	5
1974-75	3	7	3	7	9	20*	2	4	3	4	4	6
1975-76	4	11	3	7	6	10	4	4	2	6	7	9
1976-77	3	6	4	6	3	7	2	3	2	2	3	6
1977-78	2	7	5	6	2	6	3	5	2	6	5	8
1978-79	4	10	4	5	6	8	3	3	3	7	6	8
1979-80	3	7	6	8	4	7	5	5	2	3	7	7
1980-81	6	6	3	6	5	6	3	3	2	4	8	11
1981-82	4	7	4	9	4	8	2	5	3	3	7	12
1982-83	3	5	11*	18*	3	3	4	7	1	2	18*	18*
1983-84	2	3	8	8	1	2	7*	11*	4	5	6	7
1984-85	5	5	9	12	3	3	4	7	2	2	8	10
1985-86	5	6	5	7	4	10	4	6	2	2	5	5
1986-87	7	7	4	9	6	6	2	3	2	2	4	12
1987-88	4	4	6	10	6	6	3	7	4	4	4	5
1988-89	5	8	4	6	6	12	4	4	3	4	4	8
1989-90	4	5	4	8	7	7	4	4	2	3	8	13
1990-91	6	7	3	5	11*	14	3	5	3	4	6	10
1991-92	4	6	4	6	9	9	4	4	5	5	4	7
1992-93	17#	18*	3	3	10	11	2	3	7*	8*	3	2
1993-94	4	8	4	4	4	7	3	3	4	4	2	4
1994-95	7	13	3	3	7	9	2	2	4	6	3	3
1995-96	8	8	3	3	8	8	3	3	3	6	4	5
1996-97	6	14	6	6	6	8	3	3	6	7	8	13
1997-98	6	8	3	6	5	10	2	5	5	7	3	5

\*CLUB RECORD  
#NHL RECORD

WIN - Winning Streak  
LOSS - Losing Streak

UNBT - Unbeaten Streak  
WINL - Winless Streak

Longest Winning	17	March 9 - April 11, 1993
Longest Home Winning	11	January 5 - March 7, 1991
Longest Road Winning	7	March 14 - April 9, 1993
Longest Unbeaten	18	March 9 - April 14, 1993 (17-0-1)
Longest Home Unbeaten	20	November 30, 1974 - February 22, 1975 (12-0-8)
Longest Road Unbeaten	8	March 14 - April 14, 1993 (7-0-1)
Longest Losing	11	January 22 - February 10, 1983
Longest Home Losing	8	April 3 to October 29, 1983 (2 seasons)
	7	October 8 - October 29, 1983
Longest Road Losing	18	December 23, 1982 - March 4, 1983
Longest Winless	18	January 2 - February 10, 1983 (0-17-1)
Longest Home Winless	12	April 3 - November 9, 1983 (0-10-2) (2 seasons)
	11	October 8 - November 9, 1983 (0-9-2)
Longest Road Winless	18	October 25, 1970 - January 14, 1971 (0-11-7)
	18	December 23, 1982 - March 4, 1983 (0-18-0)
Consecutive Games Without Being Shut Out	211	January 7, 1989 - October 28, 1991
Consecutive Home Games Without Being Shut Out	206	January 28, 1992 - October 8, 1997
Consecutive Road Games Without Being Shut Out	120	January 12, 1990 - December 29, 1991
Consecutive Games Without Shutting Out Opponent	156	March 12, 1977 - December 9, 1978
Consecutive Home Games Without Shutting Out Opponent	95	April 2, 1980 - December 1, 1982
Consecutive Road Games Without Shutting Out Opponent	188	January 24, 1987 - December 5, 1991
Consecutive Games Tied	4	December 8 - December 15, 1979

# OVERTIME RECORD

## PENGUINS' ALL-TIME OVERTIME RECORD

YEAR	OVERALL					HOME					ROAD				
	GP	W	L	T	PTS	GP	W	L	T	PTS	GP	W	L	T	PTS
1983-84	12	1	5	6	8	7	0	3	4	4	5	1	2	2	4
1984-85	8	3	0	5	11	3	0	0	3	3	5	3	0	2	8
1985-86	14	3	3	8	14	7	1	1	5	7	7	2	2	3	7
1986-87	21	5	4	12	22	11	4	1	6	14	10	1	3	6	8
1987-88	16	5	2	9	19	9	2	1	6	10	7	3	1	3	9
1988-89	10	2	1	7	11	3	0	0	3	3	7	2	1	4	8
1989-90	14	3	3	8	14	7	2	2	3	7	7	1	1	5	7
1990-91	12	4	2	6	14	7	3	1	3	9	5	1	0	3	5
1991-92	12	2	1	9	13	8	1	1	6	8	4	1	1	3	5
1992-93	10	3	0	7	13	6	2	0	4	8	4	1	0	3	5
1993-94	19	4	2	13	21	11	2	1	8	12	8	2	1	5	9
1994-95	5	1	1	3	5	1	0	0	1	1	4	1	1	2	4
1995-96	9	3	2	4	10	4	2	2	0	4	5	1	0	4	6
1996-97	13	1	4	8	10	9	1	3	5	7	4	0	1	3	3
1997-98	23	3	2	18	24	13	2	1	10	14	10	1	1	8	10
TOTALS	198	43	32	123	209	106	22	17	67	111	92	21	15	56	98

## PITTSBURGH'S CAREER OVERTIME RECORD VS EACH TEAM

TEAM	GP	RECORD	TEAM	GP	RECORD
Anaheim	1	0-0-1	New Jersey	12	2-1-9
Boston	10	4-1-5	NY Islanders	12	2-3-7
Buffalo	14	2-3-9	NY Rangers	19	8-3-8
Calgary	6	0-0-6	Ottawa	5	0-0-5
Carolina	8	2-1-5	Philadelphia	16	3-5-8
Chicago	4	0-0-4	Phoenix	7	1-3-3
Colorado	8	1-2-5	San Jose	2	0-0-2
Dallas	3	1-0-2	St. Louis	6	0-0-6
Detroit	8	1-1-6	Tampa Bay	4	0-1-3
Edmonton	3	1-1-1	Toronto	5	1-1-3
Florida	2	0-0-2	Vancouver	5	2-0-3
Los Angeles	10	3-4-3	Washington	14	5-2-7
Montreal	14	4-0-10	TOTAL	198	43-32-123

## PITTSBURGH'S CAREER OVERTIME SCORING LEADERS

PLAYER	G	A	PTS
1. Mario Lemieux	9	10	19
2. JAROMIR JAGR	5	2	7
3. Ron Francis	1	5	6
4. Kevin Stevens	3	2	5
5. Larry Murphy	1	4	5
6. Paul Coffey	0	4	4

PLAYER	G	A	PTS	PLAYER	G	A	PTS
Wayne Babych	1	0	1	Moe Mantha	1	1	2
STU BARNES	0	2	2	Joe Mullen	1	0	1
Doug Bodger	1	2	3	Larry Murphy	1	4	5
Phil Bourque	1	2	3	E. Olsson	1	0	1
ROB BROWN	2	1	3	Tom O'Regan	0	1	1
Randy Carlyle	1	0	1	Wilf Paiment	0	1	1
John Chabot	0	1	1	Mark Recchi	1	0	1
Paul Coffey	0	4	4	Gary Rissling	0	1	1
John Cullen	0	2	2	Gord Robe'ts	0	1	1
Randy Cunningham	1	1	2	Tomas Sandstrom	0	2	2
Ron Duguay	0	1	1	Ulf Samuelsson	1	0	1
Bob Errey	0	1	1	Norm Schmidt	0	2	2
Ron Francis	1	5	6	Doug Shedden	1	0	1
Dan Frawley	1	1	2	Charlie Simmer	1	0	1
Lee Giffin	0	1	1	Craig Simpson	1	2	3
Randy Gilhen	1	0	1	Ville Siren	0	1	1
Dave Hannan	0	1	1	Bryan Smolinski	0	2	2
KEVIN HATCHER	1	1	2	Paul Stanton	1	1	2
Randy Hillier	2	1	3	Kevin Stevens	3	2	5
JAROMIR JAGR	5	2	7	MARTIN STRAKA	0	1	1
Rick Kehoe	0	1	1	Tony Tanti	0	1	1
Chris Kontos	1	0	1	Rick Tocchet	0	1	1
Mario Lemieux	9	10	19	Scott Young	1	2	3
Troy Loney	1	1	2	Warren Young	0	3	3
Norm Maciver	0	1	1	Zarley Zalapski	0	2	2



## OVERTIME GAMES

### PITTSBURGH'S OVERTIME VICTORIES

Player	Date	Time	Opponent	Goalie	Final Score
Randy Carlyle	12/23/83	2:12	@New Jersey	Resch	6-5
Mario Lemieux	11/14/84	3:54	@Winnipeg	Behrend	4-3
Randy Hillier	12/7/84	1:35	@NY Rangers	Hanlon	4-3
Wayne Babych	3/9/85	1:06	@Boston	Peeters	6-5
Dan Frawley	12/19/85	0:38	@Minnesota	Casey	4-3
Doug Shedden	2/24/86	3:54	vs. Los Angeles	Melanson	6-5
Mario Lemieux	4/6/86	0:25	@NY Rangers	Hanlon	5-4
Doug Bodger	10/11/86	0:50	vs. NY Rangers	Vanbiesbrouck	6-5
Mario Lemieux	10/14/86	3:40	vs. Los Angeles	Melanson	4-3
R. Cunneynworth	10/22/86	2:30	vs. Buffalo	Cloutier	5-4
Chris Kontos	2/8/87	2:12	@New Jersey	Chevrier	2-1
Mario Lemieux	4/4/87	1:26	vs. Detroit	Hanlon	4-3
Craig Simpson	10/31/87	4:05	@Quebec	Brunetta	5-4
Moe Mantha	11/14/87	2:04	vs. NY Rangers	Hayward	4-3
Charlie Simmer	1/23/88	0:24	@Montreal	Vanbiesbrouck	3-2
Mario Lemieux	2/2/88	4:11	vs. Washington	Peeters	3-2
Mario Lemieux	4/2/88	4:02	@Washington	Malarchuk	7-6
Rob Brown	12/26/88	1:39	@Hartford	Liut	4-3
Mario Lemieux	4/2/89	3:38	@Philadelphia	Empty Net	6-5
Randy Hillier	10/14/89	1:40	vs. Montreal	Roy	2-1
Troy Loney	2/14/90	3:33	@NY Rangers	Richter	4-3
Randy Gilhen	2/22/90	4:26	vs. NY Islanders	Fitzpatrick	4-3
Mark Recchi	11/24/90	1:11	vs. Washington	Liut	3-2
Scott Young	1/17/91	3:31	@Toronto	Liut	6-5
Paul Stanton	1/29/91	2:46	vs. Washington	Beaupre	3-2
Kevin Stevens	3/21/91	0:13	vs. NY Rangers	Vanbiesbrouck	5-4
Phil Bourque	10/15/91	2:30	@NY Islanders	Healy	7-6
Kevin Stevens	11/13/91	3:25	vs. Edmonton	Ranford	5-4
Jaromir Jagr	12/17/92	2:50	@Philadelphia	Soderstrom	5-4
Jaromir Jagr	3/11/93	3:18	vs. Los Angeles	Stauber	4-3
Ulf Samuelsson	4/7/93	2:11	vs. Montreal	Roy	4-3
Joe Mullen	10/7/93	1:13	vs. Montreal	Roy	2-1
Jaromir Jagr	12/4/93	2:04	@Hartford	Reese	7-6
Ron Francis	1/7/94	4:54	@Buffalo	Hasek	4-3
Kevin Stevens	1/11/94	4:09	@Boston	Blue	5-4
Larry Murphy	3/4/95	4:36	@Boston	Riendeau	4-3
Jaromir Jagr	11/17/95	2:48	@Washington	Carey	3-2
Mario Lemieux	1/22/96	1:54	vs. Boston	Ranford	7-6
Mario Lemieux	2/18/96	2:17	vs. NY Rangers	Healy	4-3
F. Olausson	3/8/97	0:19	vs. Philadelphia	Snow	3-2
Kevin Hatcher	10/25/97	0:41	@Vancouver	McLean	3-2
Rob Brown	11/1/97	3:52	vs. Vancouver	McLean	7-6
Jaromir Jagr	11/22/97	0:25	vs. NY Rangers	Richter	4-3

### PITTSBURGH'S OVERTIME DEFEATS

Player	Date	Time	Opponent	Goalie	Final Score
Lucien Deblois	10/12/83	1:34	vs. Winnipeg	Dion	4-3
Bobby Clarke	11/20/83	2:43	@Philadelphia	Herron	5-4
Paul MacLean	1/18/84	1:28	vs. Winnipeg	Dion	5-4
D. Andreychuk	2/8/84	0:35	vs. Buffalo	Herron	6-5
Mark Osborne	2/26/84	2:18	@NY Rangers	Herron	4-3
Tiger Williams	11/16/85	3:10	@Los Angeles	Romano	4-3
Murray Craven	12/22/85	2:12	@Philadelphia	Meloche	3-2
Ilkka Sinisalo	4/5/86	1:59	vs. Philadelphia	Meloche	4-3
Steve Thomas	12/13/86	4:36	@Toronto	Romano	3-2
Mike Bossy	12/23/86	3:25	@NY Islanders	Romano	4-3
Mike Gartner	1/1/87	1:30	@Washington	Romano	4-3
T. Sandstrom	3/14/87	1:05	vs. NY Rangers	Riggin	3-2
Kevin Dineen	1/9/88	0:55	@Hartford	Meloche	5-4
Mario Marois	2/23/88	2:40	vs. Winnipeg	Pietrangolo	4-3
Dave Taylor	3/7/89	2:37	@Los Angeles	Barrasso	3-2
Don Maloney	2/6/90	4:28	vs. NY Islanders	Barrasso	8-7
Craig MacTavish	3/6/90	1:17	@Edmonton	Pietrangolo	4-3
Uwe Krupp	3/31/90	1:00	vs. Buffalo	Barrasso	3-2
Tony Granato	11/17/90	0:52	@Los Angeles	Pietrangolo	2-1
Patrick Flatley	12/23/90	4:29	vs. NY Islanders	Pietrangolo	4-3
Donald Audette	1/23/92	3:15	vs. Buffalo	Young	5-4
Tony Amonte	2/21/94	0:08	@NY Rangers	Barrasso	4-3
Randy Burridge	3/15/94	0:40	vs. Washington	Barrasso	5-4
R. Brind'Amour	4/16/95	1:30	@Philadelphia	Wregget	4-3
Yanic Perrault	10/21/95	0:40	vs. Los Angeles	Wregget	3-2
Steve Thomas	3/9/96	0:21	vs. New Jersey	Barrasso	4-3
Shawn Burr	10/5/96	1:37	vs. Tampa Bay	Barrasso	4-3
Adam Oates	11/14/96	1:05	@Boston	Wregget	2-1
Valeri Kamensky	1/23/97	3:55	vs. Colorado	Lalime	4-3
B. Shanahan	2/8/97	2:01	vs. Detroit	Lalime	6-5
Valeri Kamensky	1/3/98	3:04	vs. Colorado	Skudra	5-4
Alexandre Daigle	3/8/98	4:03	@Philadelphia	Wregget	4-3

# PENGUINS HAT TRICKS

		1967-68 (2)			Pat Bourrette (2)	Oct. 27	vs Washington	Dave Parro
Andy Bathgate	Oct. 18	vs Minnesota	Maniago (2)/Bauman		Rick Kehoe (8)	Dec. 23	at Detroit	Greg Stefan
Ken Schinkel	Oct. 21	vs Chicago	Denis Dejordy				1983-84 (3)	
		1968-69 (8)			Andy Brickley	Dec. 26	vs NY Rangers	Steve Weeks
		1969-70 (1)			Mike Bullard	Jan. 18	vs Winnipeg	Mike Veisor
Ken Schinkel (2)	Feb. 4	vs Minnesota	Maniago/Broderick(2)		Mark Taylor	Mar. 29	at NY Rangers	John Vanbiesbrouck
		1970-71 (2)					1984-85 (2)	
Glen Sather	Dec. 19	vs Detroit	Jim McLeod (2) ENG		Mike Bullard (2)*	Dec. 5	vs St. Louis	Mike Liut
Duane Rupp	Mar. 24	vs Detroit	Jim Rutherford		Mike Bullard (3)	Dec. 26	vs NY Islanders	Kelly Hrudey
		1971-72 (1)					1985-86 (5)	
Bob Leiter	Dec. 1	vs Detroit	Smith (2)/Daley		Mike Bullard (4)	Dec. 31	at St. Louis	Rick Wamsley
		1972-73 (6)			Mario Lemieux*	Dec. 31	at St. Louis	Rick Wamsley
Al McDonough	Oct. 11	at St. Louis	Wayne Stephenson		Mike Bullard (5)	Jan. 22	at Edmonton	Andy Moog
Lowell MacDonald	Nov. 5	vs Minnesota	Gilles Gilbert		Doug Shedden (2)	Feb. 15	vs Vancouver	Richard Brodeur
Al McDonough (2)	Nov. 19	vs Atlanta	Phil Myre		Mike Bullard (6)	Feb. 21	at Detroit	Stefan/LaForest (2)
Al McDonough (3)	Nov. 22	vs St. Louis	Wayne Stephenson				1986-87 (12)	
Eddie Shack	Nov. 29	vs Toronto	Ron Low		R. Cunneyworth	Oct. 9	vs Washington	Al Jensen
Syl Apps	Dec. 13	vs NY Islanders	Gerry Desjardins		Mario Lemieux (2)	Oct. 17	at Buffalo	Tom Barrasso
		1973-74 (3)			Terry Ruskowski	Oct. 18	vs New Jersey	Kari Friesen
Lowell MacDonald (2)	Nov. 13	vs Minnesota	Cesare Maniago		Kevin LaVallee	Oct. 29	vs New Jersey	Alain Chevrier
Bob Kelly	Mar. 24	vs Detroit	Doug Grant		John Chabot	Dec. 6	vs Minnesota	Dou Beaupre
Lowell MacDonald (3)	Mar. 27	vs Minnesota	Lorne Worley		Mario Lemieux (3)*	Dec. 12	vs Toronto	Wregget (3)/Bester
		1974-75 (3)			Craig Simpson	Dec. 22	at Montreal	Patrick Roy
Rick Kehoe	Feb. 15	at Toronto	Doug Favell		Mario Lemieux (4)	Jan. 23	at Vancouver	Frank Caprice
Jean Pronovost	Feb. 26	vs Washington	Michel Belhumeur		Mario Lemieux (5)	Feb. 5	at Boston	Bill Ranford
Pierre Larouche	Mar. 12	vs Boston	Gilles Gilbert		R. Cunneyworth (2)*	Mar. 3	at Quebec	Gosselin(3)/Malarchuk
		1975-76 (9)			Mario Lemieux (6)	Mar. 8	at Winnipeg	Eldon Reddick
Jean Pronovost (2)	Nov. 12	at Washington	Bernie Wolfe		Mario Lemieux (7)	Mar. 12	vs Quebec	Gosselin/ENG(2)
Syl Apps (2)	Dec. 17	at California	Gilles Meloche				1987-88 (9)	
Bob Kelly (2)	Dec. 17	at California	Gilles Meloche		Dan Quinn	Oct. 15	vs NY Rangers	Bob Froese
Stan Gihbertson	Jan. 18	vs NY Rangers	Wilson/ Soetaert		Mario Lemieux (8)	Oct. 15	vs NY Rangers	Bob Froese
Pierre Larouche (2)	Feb. 8	at Vancouver	Smith (2)/Lockett		Mario Lemieux (9)	Oct. 24	vs Buffalo	Jacques Cloutier
Jean Pronovost (3)	Feb. 19	vs Toronto	Doug Favell		Mario Lemieux (10)	Jan. 5	vs Los Angeles	Glenn Healy
Pierre Larouche (3)	Feb. 21	vs Chicago	Gilles Villeneuve		Mario Lemieux (11)	Jan. 10	at Detroit	Glenn Hanlon
Lowell MacDonald (4)	Feb. 21	vs Chicago	Gilles Villeneuve		Paul Coffey	Jan. 20	at Chicago	Mason(2)/Pang
Rick Kehoe (2)	Mar. 10	vs Buffalo	Al Smith		Dan Quinn (2)	Feb. 28	at Chicago	Darren Pang
		1976-77 (2)			Dan Quinn (3)	Mar. 7	at Winnipeg	Mike Vernon
Rick Kehoe (3)	Oct. 6	vs Vancouver	Maniago (2)/Ridley		Mario Lemieux (12)	vs Quebec	at Washington	Clint Malarchuk
Pierre Larouche (4)	Feb. 19	at Toronto	Palmatteer/ Thomas(2)				1988-89 (13)	
		1977-78 (3)			Mario Lemieux (13)	Oct. 13	vs Washington	Malarchuk(2)/Peeters
Blair Chapman	Nov. 16	at Minnesota	Pete LoPresti		Rob Brown	Oct. 15	vs NY Rangers	Vincent Riendeau
Pete Mahovich	Nov. 30	vs Detroit	Ron Low		Mario Lemieux (14)	Oct. 18	vs Philadelphia	Ron Hextall
Wayne Bianchin	Dec. 31	vs Cleveland	Gary Edwards		Rob Brown (2)	Nov. 25	at Washington	Clint Malarchuk
		1978-79 (3)			Mario Lemieux (15)	Dec. 21	at Toronto	Ken Wregget
Orest Kinrachuk	Mar. 4	at Colorado	Michel Plasse		Mario Lemieux (16)*	Dec. 31	vs New Jersey	Sauve(3)/Torrini /ENG
Ron Stacknuse	Mar. 18	at NY Rangers	Wayne Thomas		Mario Lemieux (17)	Jan. 10	vs NY Islanders	Kelly Hrudey
Greg Malone	Mar. 28	vs NY Rangers	Doug Soetaert		Rob Brown (3)	Jan. 28	vs Detroit	Stefan(2)/Hanlon
		1979-80 (1)			Rob Brown (4)	Feb. 5	at Boston	Andy Moog
Gary McAdam	Nov. 28	vs Quebec	Michel Dion		Mario Lemieux (18)	Feb. 14	vs Buffalo	Jacques Cloutier
		1980-81 (5)			Mario Lemieux (19)	Mar. 12	at Chicago	Alain Chevrier
Rick Kehoe (4)	Nov. 26	vs Vancouver	Richard Brodeur		Mario Lemieux (20)	Mar. 25	vs New Jersey	Sauve(2)/Burke
Rick Kehoe (5)	Dec. 3	at Toronto	Jiri Crha		Mario Lemieux (21)*	Mar. 30	vs Hartford	Kay Whitmore
Paul Gardner *	Dec. 13	vs Philadelphia	Phil Myre				1989-90 (10)	
Rick Kehoe (6)	Jan. 14	vs St. Louis	Ed Stasiowski		Mario Lemieux (22)	Oct. 17	vs Toronto	Alan Bester/ENG(2)
Gregg Sheppard	Mar. 16	at Edmonton	Ed Mio		Kevin Stevens	Oct. 31	vs Los Angeles	Kelly Hrudey
		1981-82 (4)			Mario Lemieux (23)	Dec. 2	at Quebec	Ron Tugnutt
Paul Gardner (2)	Nov. 7	vs Philadelphia	Pelle Lindbergh		Rob Brown (5)	Dec. 12	vs Boston	Mnog(2)/Lemelin
Doug Shedden	Jan. 2	vs Hartford	John Garrett		Mario Lemieux (24)*	Jan. 8	at NY Rangers	Froese(2)/Vanbiesbrouck(2)
Rick Kehoe (7)	Jan. 20	vs Boston	Marco Baron		Tony Tartt	Jan. 30	vs Philadelphia	Ken Wregget
Andre St. Laurent	Mar. 6	at Quebec	Dan Bouchard		Mario Lemieux (25)	Feb. 2	vs Edmonton	Randy Exelby(2)/ENG
		1982-83 (3)			Rob Brown (6)	Feb. 10	vs Los Angeles	Hrudey/Gosselin/ENG
Pat Boutette	Oct. 12	vs Vancouver	Richard Brodeur		John Cuijen	Feb. 20	vs Philadelphia	Ken Wregget(2)/ENG
					Rob Brown (7)	Mar. 4	vs Minnesota	Jarmo Mylly(2)/ENG

# PENGUINS/OPPONENTS HAT TRICKS

## Opponent Hat Tricks

1990-91 (5)				1967-68 (4)			
Kevin Stevens(2)	Oct. 25	vs Quebec	Tanner/Tugnutt (2)	Stan Mikita, CHI*	Dec. 6	at Chicago	Binkley(3)/Bassen
Phil Bourque	Dec. 3	at NY Rangers	Vanbiesbrouck/Richter(2)	Bob Pulford, TOR	Jan. 13	at Toronto	Les Binkley
John Cullen (2)	Jan. 17	at Toronto	Peter Ing	Dick Duff, MTL	Feb. 17	at Montreal	Les Binkley
Jaromir Jagr	Feb. 2	vs Boston	Norm Foster	Jean Beliveau, MTL	Mar.16	at Montreal	Bassen(2)/ENG
Mario Lemieux (26)	Mar. 26	at Philadelphia	Pete Peeters	1968-69 (3)			
1991-92 (11)				Bobby Rousseau, MTL	Nov. 7	at Montreal	Les Binkley
Mario Lemieux (27)	Oct. 15	at NY Islanders	Glenn Healy	Bobby Hull, CHI	Nov.14	at Pittsburgh	Les Binkley
Bob Errey	Oct. 17	vs NY Islanders	Glenn Healy(2)/ENG	Phil Esposito, BOS	Dec.15	at Boston	Joe Daley
Kevin Stevens (3)	Nov. 13	vs Edmonton	Bill Ranford	1969-70 (5)			
Mark Recchi	Nov. 18	at Quebec	Ron Tugnutt	Gordie Howe, DET	Nov. 2	at Detroit	Al Smith
Kevin Stevens (4)	Nov. 18	at Quebec	Ron Tugnutt	Ab McDonald, STL	Nov.19	at Pittsburgh	Les Binkley
Kevin Stevens (5)	Nov. 29	at Philadelphia	Roussel(2)/Wregglet	Dave Keon, TOR	Jan. 17	at Toronto	Les Binkley
Kevin Stevens (6)	Dec. 5	at San Jose	Irbe/Hayward(2)	Dave Balon, NYR	Feb. 1	at NY Rangers	Al Smith
Joe Mullen *	Dec. 23	at NY Islanders	Glenn Healy	Stan Mikita, CHI (2)	Feb. 11	at Chicago	Al Smith
Joe Mullen (2)*	Dec. 26	vs Toronto	Grant Fuhr	1970-71 (5)			
Joe Mullen (3)	Feb. 18	vs Toronto	Rick Warnsley	Walt McKechnie, MIN	Oct. 5	at Minnesota	Al Smith
Rick Tocchet	Mar. 6	at San Jose	Jarmo Myllys	Phil Esposito, BOS (2)	Dec. 6	at Boston	Les Binkley
1992-93 (10)				Brian Spencer, TOR	Jan. 9	at Toronto	Al Smith
Kevin Stevens (7)*	Oct. 17	at Hartford	Burke(3)/Pietrangelo	Phil Esposito, BOS (3)	Mar. 6	at Pittsburgh	Al Smith
Mario Lemieux (28)	Oct. 22	vs Detroit	Tim Cheveldae	Eddie Shack, BUF	Mar. 31	at Pittsburgh	Cam Newton
Kevin Stevens (8)	Dec. 12	vs New Jersey	Chris Terrieri	1971-72 (3)			
Kevin Stevens (9)	Jan. 26	vs Washington	Don Beaupre	Brad Park, NYR	Dec. 12	at NY Rangers	Jim Rutherford
Mario Lemieux (29)*	Mar. 18	vs Washington	Beaupre(3)/Hrivnak	Norm Ullman, TOR	Dec. 28	at Pittsburgh	Binkley(2)/ENG
Mario Lemieux (30)*	Mar. 20	vs Philadelphia	Soderstrom(3)/Roussel	Brad Park, NYR (2)	Feb. 12	at Pittsburgh	Jim Rutherford
Rick Tocchet (2)	Apr. 1	vs Hartford	Gosselin/Pietrangelo(2)	1972-73 (5)			
Rick Tocchet (3)	Apr. 7	vs Montreal	Patrick Roy	Gene Carr, NYR	Dec. 17	at NY Rangers	Dennis Herron
Joe Mullen (4)	Apr. 9	at NY Rangers	Hirsch/Richter(2)	Rejean Houle, MTL	Jan. 17	at Montreal	Cam Newton
Mario Lemieux (31)#	Apr. 9	at NY Rangers	Hirsch(3)/Richter(2)	Mike Walton, BOS	Feb. 10	at Boston	Cam Newton
1993-94 (2)				Dennis Hextall, MIN	Mar. 7	at Minnesota	Andy Brown
Kevin Stevens (10)	Jan. 11	vs Boston	John Blue	Bobby Lalonde, VAN	Mar. 17	at Vancouver	Brown(2)/Newton
Martin Straka	Mar. 8	vs Boston	Vincent Riendeau	1973-74 (5)			
1994-95 (2)				Rick Martin, BUF	Jan. 3	at Buffalo	Jim Rutherford
Jaromir Jagr (2)	Feb. 14	vs Boston	Vincent Riendeau	Ken Hodge, BOS	Feb. 3	at Pittsburgh	Andy Brown
Luc Robitaille *	Feb. 16	vs Hartford	Jeff Reese	Stan Mikita, CHI (3)	Feb. 10	at Chicago	Gary Inness
1995-96 (9)				Claude Larousse, MTL*	Feb. 28	at Montreal	Gary Inness
Mario Lemieux (32)	Oct. 26	at NY Islanders	Tommy Soderstrom	Bill Goldsworthy, MIN	Mar. 23	at Minnesota	Gary Inness
Mario Lemieux (33)	Oct. 28	at New Jersey	Martin Brodeur	1974-75 (6)			
Ron Francis	Nov. 10	at San Jose	Irbe(2)/Flaherty	Bobby Orr, BOS	Oct. 23	at Pittsburgh	Gary Inness
Markus Naslund	Nov. 28	vs Ottawa	Michael Bales	Dave Keon, TOR (2)	Nov. 20	at Toronto	Gary Inness
Mario Lemieux (34)*	Nov. 30	at Boston	Bailey(2)/Billington(2)	Guy Lafleur, MTL	Dec. 7	at Montreal	Bob Johnson
Mario Lemieux (35)	Dec. 30	vs Florida	John Vanbiesbrouck	Guy Lafleur, MTL (2)*	Jan. 26	at Montreal	Michel Plasse
Mario Lemieux (36)	Jan. 27	vs Philadelphia	Snow(2)/Hextall	Greg Polis, NYR	Mar. 2	at NY Rangers	Michel Plasse
Petr Nedved *	Mar. 5	vs Winnipeg	Khabibulin(2)/Roussel(2)	Stan Gilbertson, WSH*	Apr. 6	at Washington	Bob Johnson
Mario Lemieux (37)#	Mar. 26	vs St. Louis	Fuhr/Casey(4)	1975-76 (4)			
1996-97 (4)				Hartland Monahan, WSH	Nov. 2	at Washington	Gary Inness
Jaromir Jagr (3)	Nov. 2	vs Ottawa	Ron Tugnutt	Yvon Courmoyer, MTL	Nov. 13	at Pittsburgh	Gary Inness
Jaromir Jagr (4)	Nov. 30	vs Boston	Bill Ranford	Denis Maruk, CAL*	Nov. 15	at Pittsburgh	Gary Inness
Mario Lemieux (38)	Dec. 19	at St. Louis	Jon Casey	Ted Irvine, STL	Feb. 29	at Pittsburgh	Inness(2)/ENG
Mario Lemieux (39)*	Jan. 26	at Montreal	Jocelyn Thibault	1976-77 (4)			
1997-98 (3)				Rick Blight, VAN	Oct. 6	at Pittsburgh	Gordie Laxton
Ron Francis (2)	Dec. 29	vs NY Islanders	Fichaud/Salo (2)	Wif Palermont, COL	Feb. 6	at Colorado	Denis Herron
Stu Barnes	Jan. 10	vs New Jersey	Martin Brodeur	Claude Larousse, STL (2)	Feb. 7	at St. Louis	Denis Herron
Martin Straka (2)	Apr. 18	vs Boston	Dafoe (2)/Tallas	Don Saleski, PHI	Mar. 13	at Philadelphia	Denis Herron
TOTAL - 148 HOME - 93 ROAD - 55				1977-78 (1)			
MOST ALL-TIME - Mario Lemieux (39), Kevin Stevens (10) & Rick Kehoe (8)				Butch Goring, LA			
MOST ONE YEAR (Player) - Mario Lemieux (9) in 1988-89				Nov. 24			
MOST ONE YEAR (Team) - 13 in 1988-89				at Los Angeles			
* Four Goal Game				1978-79 (2)			
# Five Goal Game				Dale McCourt, DET			
				Feb. 18			
				at Detroit			
				Darcy Rota, ATL			
				Apr. 1			
				at Pittsburgh			
				1979-80 (8)			
				Pierre Larouche, MTL*			
				Oct. 25			
				at Montreal			
				Rob Holland			
				Darryl Sittler, TOR			
				Jan. 16			
				at Pittsburgh			
				Greg Miller			
				Jordy Douglas, HFD			
				Jan. 17			
				at Hartford			
				Greg Miller			
				Blair MacDonald, EDM			
				Jan. 19			
				at Pittsburgh			
				Greg Miller			
				Mike Foligno, DET			
				Jan. 31			
				at Detroit			
				Greg Miller			



## PENGUINS ALL-TIME PENALTY SHOTS

### PENGUINS

PLAYER	OPPONENT	DATE	GOALTENDER	RESULT
George Konik	@St. Louis	Jan. 31, 1968	Glenn Hall	GOAL
Charlie Burns	NY Rangers	Feb. 5, 1969	Ed Giacomin	No Goal
Keith McCreary	NY Rangers	March 18, 1970	Ed Giacomin	No Goal
Jean Pronovost	@ Detroit	Jan. 14, 1971	Roy Edwards	GOAL
Greg Polis	St. Louis	Feb. 24, 1971	Ernie Wakely	No Goal
Syl Apps	@ Toronto	Feb. 9, 1972	Bernie Parent	GOAL
Lowell MacDonald	@ Buffalo	Nov. 12, 1972	Roger Crozier	No Goal
Ron Schock	Detroit	Jan. 10, 1973	Roy Edwards	No Goal
Chuck Arnason	California	Feb. 16, 1974	Gilles Meloche	No Goal
Ron Schock	@ Washington	Nov. 30, 1976	Bernie Wolfe	No Goal
Blair Chapman	@ Washington	Dec. 4, 1977	Jim Bedard	No Goal
Pete Mahovlich	@ Washington	Jan. 21, 1978	Jim Bedard	No Goal
Blair Chapman	Colorado	March 22, 1978	Bill McKenzie	No Goal
Ross Lonsberry	@ NY Islanders	Dec. 5, 1978	Glenn Resch	No Goal
Ross Lonsberry	Minnesota	Feb. 9, 1980	Gilles Meloche	No Goal
Greg Sheppard	St. Louis	Jan. 14, 1981	Ed Staniowski	No Goal
Dave Hannan	@ Washington	Oct. 14, 1983	Pat Riggan	GOAL
Andy Brickley	Chicago	Nov. 29, 1984	Murray Bannerman	No Goal
Mario Lemieux	@ Quebec	Dec. 29, 1984	Mario Gosselin	GOAL
Warren Young	@ Toronto	Jan. 2, 1985	Tim Bernhardt	GOAL
Mario Lemieux	@ NY Islanders	Jan. 19, 1988	Kelly Hrudey	GOAL
Mario Lemieux	New Jersey	Dec. 31, 1988	Chris Terreri	GOAL
Mario Lemieux	@ Los Angeles	March 7, 1989	Kelly Hrudey	GOAL
Jock Callander	Montreal	March 18, 1989	Patrick Roy	GOAL
Mario Lemieux	@ Washington	Nov. 24, 1989	Bob Mason	GOAL
Bob Errey	New Jersey	Jan. 5, 1991	Chris Terreri	GOAL
Bob Errey	Minnesota	Oct. 31, 1991	Darcy Wakaluk	GOAL
Mario Lemieux	Edmonton	March 17, 1992	Bill Ranford	No Goal
Jaromir Jagr	Washington	Jan. 26, 1993	Don Beaupre	No Goal
Martin Straka	@ Quebec	March 16, 1995	Jocelyn Thibault	No Goal
Mario Lemieux	@ Buffalo	March 23, 1996	Dominik Hasek	No Goal
Jaromir Jagr	@ Florida	Nov. 9, 1996	Mark Fitzpatrick	No Goal
Mario Lemieux	@ Florida	April 11, 1997	John Vanbiesbrouck	GOAL
Stu Barnes	@ Philadelphia	March 8, 1998	Ron Hextall	No Goal

Pittsburgh has scored 14 times in 34 attempts, going 4 for 16 at home and going for 10 of 18 on the road.

### OPPONENTS

PLAYER	OPPONENT	DATE	GOALTENDER	RESULT
Bill Collins	Minnesota	Dec. 23, 1967	Les Binkley	No Goal
Ralph Stewart	@ NY Islanders	March 5, 1974	Andy Brown	No Goal
Dave Keon	@ Toronto	March 20, 1974	Gary Inness	GOAL
Bill Goldsworthy	@ NY Rangers	Nov. 14, 1976	Dunc Wilson	No Goal
Alain Daigle	Chicago	Nov. 21, 1976	Dunc Wiloan	No Goal
Al MacAdam	Cleveland	Dec. 16, 1976	Denis Herron	GOAL
Orest Kindrachuk	Philadelphia	Oct. 15, 1977	Dunc Wilson	GOAL
Ilkka Sinisalo	Philadelphia	Oct. 11, 1981	Paul Harrison	GOAL
Bob Bourne	@ NY Islanders	Feb. 17, 1983	Denis Herron	No Goal
Dino Ciccarelli	@ Minnesota	March 16, 1983	Denis Herron	No Goal
Tony Currie	@ Hartford	March 17, 1984	Denis Herron	No Goal
Michel Goulet	@ Quebec	Dec. 29, 1984	Denis Herron	No Goal
Dave Williams	@ Los Angeles	Jan. 21, 1987	Roberto Romano	No Goal
Alan Kerr	@ NY Islanders	Feb. 26, 1987	Pat Riggan	No Goal
Doug Gilmour	St. Louis	March 1, 1987	Pat Riggan	No Goal
Michel Goulet	Quebec	March 12, 1987	Pat Riggan	No Goal
Mark Johnson	@ New Jersey	Oct. 9, 1987	Pat Riggan	No Goal
Dave Tippett	@ Hartford	Jan. 9, 1988	Gilles Meloche	No Goal
Doug Small	Winnipeg	Oct. 10, 1989	Tom Barrasso	No Goal
Dale Hunter	Washington	Dec. 16, 1989	Wendell Young	No Goal
Tomas Sandstrom	Los Angeles	Feb. 10, 1990	Wendell Young	GOAL
Scott Pearson	Quebec	March 16, 1990	Tom Barrasso	GOAL
Darren Turcotte	@ NY Rangers	Dec. 29, 1991	Wendell Young	No Goal
Joe Nieuwendyk	@ Calgary	Jan. 23, 1993	Ken Wregget	No Goal
Scott Niedermayer	@ New Jersey	Feb. 7, 1996	Ken Wregget	No Goal
Robert Reichel	@ Calgary	Oct. 24, 1996	Tom Barrasso	GOAL

Pittsburgh's opponents have scored 7 times in 26 attempts; the Penguins have stopped 6 of 11 shots at home and 13 of 15 on the road.

# PENGUINS SHUTOUTS

NAME/NO.	DATE - LOC	SCORE	SV	NAME/NO.	DATE - LOC	SCORE	SV
	1967-68 (7)			Roberto Romano	Feb. 1 vs Minnesota	4-0	34
Les Binkley	Nov. 4 at California	1-0	31		1984-85 (2)		
Hank Bassen	Nov. 15 vs Philadelphia	5-0	27	Roberto Romano (2)	Dec. 28 vs Hartford	4-0	34
Les Binkley (2)	Dec. 23 vs Minnesota	4-0	23	Denis Herron (6)	Mar. 16 vs NY Rangers	5-0	26
Les Binkley (3)	Dec. 27 vs California	0-0	24		1985-86 (2)		
Les Binkley (4)	Jan. 28 at Boston	1-0	33	Roberto Romano (3)	Dec. 2 at NY Rangers	6-0	40
Les Binkley (5)	Feb. 1 vs St. Louis	2-0	22	Roberto Romano (4)	Feb. 8 vs New Jersey	4-0	27
Les Binkley (6)	Mar. 30 at Philadelphia*	2-0	23		1986-87 (1)		
* Game played in Quebec City				Meloche/Romano	Jan. 23 at Vancouver	6-0	30
	1968-69 (2)			(Romano replaced Meloche at 10:11)			
Joe Daley	Feb. 19 vs Boston	3-0	41		1987-88 (2)		
Joe Daley (2)	Mar. 23 vs Minnesota	5-0	32	Frank Pietrangelo	Feb. 4 vs Minnesota	1-0	31
	1969-70 (5)			Steve Guenette	Mar. 19 vs Philadelphia	7-0	38
Les Binkley (7)	Nov. 12 at Toronto	3-0	31		1988-89 (0)		
Les Binkley (8)	Dec. 10 at Los Angeles	2-0	29		1989-90 (1)		
Al Smith	Feb. 26 at Los Angeles	1-0	30	Wendell Young	Nov. 14 vs NY Rangers	6-0	25
Al Smith (2)	Mar. 8 at NY Rangers	0-0	33		1990-91 (1)		
Les Binkley (9)	Mar. 25 vs Minnesota	2-2	25	Tom Barrasso	Dec. 28 vs Detroit	5-0	27
	1970-71 (4)				1991-92 (1)		
Les Binkley (10)	Oct. 17 vs Philadelphia	0-0	24	Tom Barrasso (2)	Dec. 5 at San Jose	8-0	39
Al Smith (3)	Dec. 8 vs Toronto	4-0	29		1992-93 (5)		
Les Binkley (11)	Mar. 3 vs Montreal	4-0	33	Tom Barrasso (3)	Nov. 3 vs NY Islanders	2-0	19
Al Smith (4)	Mar. 13 vs Minnesota	0-0	20	Tom Barrasso (4)	Nov. 21 vs New Jersey	2-0	29
	1971-72 (1)			Tom Barrasso (5)	Dec. 23 at Philadelphia	4-0	20
Jim Rutherford	Feb. 17 at Buffalo	2-0	23	Wregget/Barrasso	Feb. 28 vs Boston**	4-0	28
	1972-73 (5)			(Barrasso replaced Wregget at 55:18)			
Denis Heron	Oct. 17 at NY Islanders	5-0	24	Tom Barrasso (6)	Feb. 10 at NY Rangers	3-0	30
Denis Heron (2)	Oct. 24 at Vancouver	4-0	23	** Game played in Atlanta			
Jim Rutherford (2)	Jan. 20 vs Boston 3	3-0	26		1993-94 (3)		
Jim Rutherford (3)	Feb. 20 at NY Islanders	4-0	34	Ken Wregget	Jan. 27 vs Quebec	3-0	38
Jim Rutherford (4)	Feb. 24 vs Chicago	2-0	32	Tom Barrasso(7)	Feb. 13 at Philadelphia	3-0	22
	1973-74 (1)			Tom Barrasso(8)	Apr. 11 at Ottawa	4-0	32
Andy Brown	Mar. 24 vs Detroit	8-0	23		1994-95 (0)		
	1974-75 (2)				1995-96 (5)		
Gary Inness	Nov. 17 vs Washington	6-0	26	Ken Wregget (2)	Nov. 1 vs Tampa Bay	10-0	27
Gary Inness (2)	Nov. 23 vs Los Angeles	0-0	30	Ken Wregget (3)	Nov. 18 vs Washington	3-0	32
	1975-76 (2)			Ken Wregget (4)	Dec. 9 vs Hartford	6-0	35
Michel Plasse	Mar. 6 vs Minnesota	5-0	18	Tom Barrasso (9)	Jan. 17 at Buffalo	1-0	31
Michel Plasse (2)	Mar. 28 vs Detroit	3-0	29	Tom Barrasso (10)	Feb. 16 at Winnipeg	1-0	32
	1976-77 (6)				1996-97 (5)		
Dunc Wilson	Nov. 13 vs Philadelphia	1-0	25	Ken Wregget (5)	Nov. 12 vs Buffalo	3-0	25
Dunc Wilson (2)	Nov. 21 vs Chicago	5-0	25	Patrick Lalime	Dec. 13 at San Jose	4-0	20
Dunc Wilson (3)	Jan. 19 at Vancouver	3-0	21	Ken Wregget (6)	Dec. 19 at St. Louis	4-0	25
Dunc Wilson (4)	Jan. 27 at NY Rangers	3-0	30	Patrick Lalime (2)	Dec. 28 vs Buffalo	2-0	21
Dunc Wilson (5)	Feb. 3 at Cleveland	0-0	22	Patrick Lalime (3)	Jan. 15 at Hartford	3-0	31
Denis Herron (3)	Mar. 6 vs Colorado	3-0	32		1997-98 (7)		
	1977-78 (0)			Tom Barrasso (11)	Oct. 14 at NY Rangers	1-0	36
	1978-79 (2)			Tom Barrasso (12)	Nov. 15 at Toronto	5-0	20
Greg Millen	Dec. 3 vs St. Louis	3-0	33	Tom Barrasso (13)	Nov. 20 at Ottawa	2-0	27
Greg Millen (2)	Jan. 16 vs Minnesota	5-0	25	Tom Barrasso (14)	Dec. 1 at Montreal	1-0	25
	1979-80 (3)			Tom Barrasso (15)	Dec. 10 at Anaheim	3-0	28
Greg Millen (3)	Dec. 19 at Chicago	0-0	29	Tom Barrasso (16)	Jan. 20 vs Ottawa	0-0	35
Rob Holland	Mar. 2 vs NY Islanders	0-0	24	Tom Barrasso (17)	Mar. 22 at Dallas	0-0	28
Greg Millen (4)	Mar. 30 vs Washington	4-0	28				
	1980-81 (0)						
	1981-82 (1)						
Gary Edwards	Mar. 21 at Colorado	6-0	28				
	1982-83 (1)						
Denis Herron (4)	Dec. 4 vs Philadelphia	0-0	34				
	1983-84 (2)						
Denis Herron (5)	Oct. 14 at Washington	4-0	29				

TOTAL - 79 HOME - 44 ROAD - 35

MOST ALL-TIME: Tom Barrasso (17), Les Binkley (11)  
 MOST ONE YEAR: (Goalie)- Tom Barrasso (7) in 1997-98  
 MOST ONE YEAR: (Team)- 7 in 1967-68, 1997-98

## OPPONENT SHUTOUTS

NAME/NO.	DATE-LOC	SCORE	SV					
	1967-68 (5)			R. Vachon, LA (7)	Mar. 2	at Pittsburgh	5-0	26
Doug Favell, PHI	Oct. 17	at Philadelphia	1-0	W. Stevens, PHI	Mar. 14	at Philadelphia	4-0	22
Gary Smith, CAL	Dec. 27	at Pittsburgh	0-0	Gilles Gilbert, BOS	Mar. 27	at Boston	3-0	11
Bruce Gamble, TOR	Jan. 13	at Toronto	7-0		1977-78 (2)			
Ed Giacomini, NYR	Mar. 17	at NY Rangers	3-0	B. Parent, PHI (10)	Oct. 28	at Philadelphia	11-0	20
Cesare Maniago, MIN	Mar. 23	at Minnesota	3-0	D. Bouchard, ATL	Jan. 18	at Atlanta	1-0	25
	1968-69 (8)				1978-79 (4)			
Bernie Parent, PHI	Oct. 17	at Philadelphia	3-0	D. Bouchard, ATL (2)	Nov. 3	at Atlanta	2-0	25
Doug Favell, PHI (2)	Nov. 9	at Pittsburgh	3-0	M. Larocque, MTL	Feb. 22	at Montreal	12-0	25
G. DeJardins, LA	Jan. 18	at Los Angeles	4-0	Mario Lessard, LA	Mar. 7	at Pittsburgh	4-0	26
Bruce Gamble, TOR (2)	Jan. 25	at Pittsburgh	2-0	M. Palmateer, TOR	Mar. 11	at Toronto	4-0	39
Glenn Hall, STL	Feb. 12	at St. Louis	2-0		1979-80 (6)			
Lorne Lomsley, MTL	Feb. 16	at Pittsburgh	4-0	T. Esposito, CHI (4)	Dec. 19	at Chicago	0-0	37
Roy Edwards, DET	Feb. 20	at Detroit	3-0	Pete Peeters, PHI	Feb. 2	at Pittsburgh	4-0	30
Ed Johnston, BOS	Mar. 2	at Boston	4-0	Don Edwards, BUF	Feb. 7	at Buffalo	9-0	25
	1969-70 (14)			Michel Dion, QUE	Feb. 24	at Quebec	2-0	33
G. Cheevers, BOS	Oct. 19	at Boston	4-0	Glenn Resch, NYI	Mar. 2	at Pittsburgh	0-0	22
G. DeJardins, LA (2)	Oct. 22	at Los Angeles	2-0	Bill McKenzie, COL	Mar. 28	at Colorado	5-0	30
Ernie Wakely, STL	Nov. 13	at St. Louis	4-0		1980-81 (1)			
Jacques Plante, STL	Nov. 19	at Pittsburgh	4-0	Pete Peeters, PHI (2)	Jan. 21	at Pittsburgh	5-0	33
Bruce Gamble, TOR (3)	Dec. 6	at Toronto	5-0		1981-82 (1)			
Bernie Parent, PHI (2)	Dec. 21	at Philadelphia	4-0	Pat Riggini, CAL	Jan. 16	at Calgary	4-0	29
Tony Esposito, CHI	Dec. 27	at Pittsburgh	3-0		1982-83 (3)			
Ernie Wakely, STL (2)	Jan. 3	at St. Louis	6-0	Billy Smith, NYI	Oct. 14	at NY Islanders	9-0	30
Tony Esposito, CHI (2)	Jan. 14	at Chicago	5-0	P. Lindberg, PHI	Dec. 4	at Pittsburgh	0-0	24
Bruce Gamble, TOR (4)	Jan. 17	at Toronto	4-0	M. Mattson, MIN	Jan. 12	at Pittsburgh	7-0	40
Terry Sawchuck, NYR	Feb. 1	at NY Rangers	6-0		1983-84 (4)			
G. Cheevers, BOS (2)	Feb. 14	at Pittsburgh	3-0	AJ Jensen, WAS	Oct. 25	at Pittsburgh	1-0	26
E. Giacomini, NYR (2)	Mar. 8	at NY Rangers	0-0	Mike Liut, STL	Dec. 13	at St. Louis	2-0	16
E. Giacomini, NYR (3)	Mar. 18	at Pittsburgh	2-0	T. Esposito, CHI (5)	Jan. 15	at Chicago	2-0	35
	1970-71 (7)			Pat Riggini, WAS (2)	Mar. 24	at Washington	6-0	18
B. Parent, PHI (3)	Oct. 17	at Pittsburgh	0-0		1984-85 (2)			
E. Wakely, STL (3)	Nov. 19	at Pittsburgh	1-0	Kelly Hrudehy, NYI	Feb. 2	at Pittsburgh	4-0	26
C. Maniago, MIN (2)	Dec. 12	at Pittsburgh	1-0	Bob Janecyk, LA	Mar. 5	at Los Angeles	6-0	21
T. Esposito, CHI (3)	Feb. 7	at Chicago	1-0		1985-86 (1)			
E. Giacomini, NYR (4)	Feb. 20	at Pittsburgh	1-0	K. Hrudehy, NYI (2)	Jan. 9	at NY Islanders	9-0	27
E. Giacomini, NYR (5)	Feb. 27	at Pittsburgh	4-0		1986-87 (2)			
C. Maniago, MIN (3)	Mar. 13	at Pittsburgh	0-0	Darren Elliot, LA	Dec. 17	at Los Angeles	3-0	26
	1971-72 (6)			Glen Hanlon, DET	Jan. 18	at Pittsburgh	1-0	36
C. Maniago, MIN (4)	Oct. 28	at Minnesota	2-0		1987-88 (3)			
Gary Smith, CHI (2)	Jan. 8	at Pittsburgh	4-0	Allan Bester, TOR	Oct. 29	at Pittsburgh	8-0	26
E. Wakely, STL (4)	Jan. 22	at St. Louis	1-0	Kirk McLean, VAN	Feb. 17	at Vancouver	5-0	27
B. Gamble, PHI (5)	Jan. 30	at Philadelphia	4-0	Sean Burke, NJD	Mar. 29	at New Jersey	4-0	25
C. Maniago, MIN (5)	Feb. 20	at Minnesota	2-0		1988-89 (1)			
B. Parent, TOR (4)	Feb. 23	at Toronto	2-0	P. Peeters, WAS (3)	Jan. 2	at Washington	8-0	14
	1972-73 (3)				1989-90 (0)			
R. Crozier, BUF	Nov. 12	at Buffalo	1-0		1990-91 (0)			
Low/Plante, TOR	Dec. 29	at Pittsburgh	4-0	Don Beaupre, WAS	Oct. 29	at Pittsburgh	8-0	26
E. Giacomini, NYR (6)	Jan. 7	at NY Rangers	3-0	C. Billington, NJD	Jan. 2	at New Jersey	4-0	16
	1973-74 (7)			Bob Essensa, WIN	Jan. 28	at Pittsburgh	4-0	38
B. Parent, PHI (5)	Oct. 27	at Pittsburgh	6-0		1992-93 (2)			
D. Wilson, TOR	Nov. 3	at Toronto	6-0	T. Cheveldae, DET	Nov. 13	at Detroit	8-0	26
B. Parent, PHI (6)	Nov. 4	at Philadelphia	7-0	John Blue, BOS	Jan. 14	at Boston	7-0	21
E. Giacomini, NYR (7)	Nov. 18	at NY Rangers	7-0		1993-94 (0)			
D. Grant, DET	Dec. 15	at Pittsburgh	2-0		1994-95 (1)			
R. Vachon, LA	Jan. 16	at Pittsburgh	2-0	J. Vanbiesbroeck, FLA	Mar. 26	at Florida	2-0	24
R. Vachon, LA (2)	Jan. 26	at Pittsburgh	2-0		1995-96 (2)			
	1974-75 (6)			J. Thibault, MTL	Dec. 23	at Montreal	1-0	29
R. Vachon, LA (3)	Oct. 28	at Los Angeles	2-0	Chris Osgood, DET	Feb. 3	at Detroit	3-0	23
R. Vachon, LA (4)	Nov. 23	at Pittsburgh	0-0		1996-97 (1)			
B. Parent, PHI (7)	Dec. 22	at Philadelphia	4-0	Mike Richter, NYR	Mar. 24	at NY Rangers	3-0	34
B. Parent, PHI (8)	Mar. 13	at Philadelphia	6-0		1997-98 (6)			
R. Vachon, LA (5)	Mar. 22	at Los Angeles	4-0	Andy Moog, MTL	Oct. 8	at Pittsburgh	3-0	26
Ken Dryden, MTL	Apr. 2	at Montreal	6-0	Martin Brodeur, NJ	Dec. 4	at Pittsburgh	4-0	28
	1975-76 (2)			Andy Moog, MTL (2)	Dec. 27	at Pittsburgh	1-0	19
R. Vachon, LA (6)	Oct. 30	at Los Angeles	4-0	D. Rhodes, OTT	Jan. 20	at Pittsburgh	0-0	23
G. Desjardins, BUF (3)	Jan. 11	at Buffalo	6-0	Dominik Hasek, BUF	Mar. 15	at Buffalo	3-0	22
	1976-77 (7)			Ed Belfour, DAL	Mar. 22	at Dallas	0-0	20
B. Parent, PHI (9)	Oct. 28	at Philadelphia	3-0					
G. Cheevers, BOS (3)	Nov. 24	at Pittsburgh	4-0					
W. Thomas, TOR	Jan. 11	at Pittsburgh	2-0					
G. Edwards, CLE	Feb. 3	at Cleveland	0-0					

TOTAL - 110 HOME - 40 ROAD - 70  
 MOST SHUTOUTS AGAINST - Bernie Parent - 10

## SPECIAL TEAMS

YEAR	POWER PLAY PPG - ADV	PCT.	NHL RANK	HORT-HANDED PPGA-ADV	PCT.	NHL RANK
1967-68	37-273	13.6	11th	31-193	83.9	6th
1968-69	50-303	16.5	7th	38-231	83.5	5th
1969-70	53-315	16.8	9th	66-282	76.6	12th
1970-71	56-318	17.6	9th	48-276	82.6	8th
1971-72	46-286	16.1	11th	55-246	77.6	10th
1972-73	52-301	17.3	9th	49-264	81.4	8th
1973-74	47-27	6.17	11th	47-245	80.8	8th
1974-75	64-323	19.8	9th	63-324	80.6	8th
1975-76	75-307	24.4	6th	68-292	76.7	11th
1976-77	46-263	17.5	14th	47-209	77.5	15th
1977-78	53-261	20.3	11th	61-251	75.9	13th
1978-79	56-261	21.5	12th	57-250	77.2	11th
1979-80	52-262	19.9	14th	64-247	74.1	18th
1980-81	92-400	23	11th	99-370	73.2	21st
1981-82	99-404	24.5*	7th	92-399	76.9	11th
1982-83	81-360	22.5	9th	110-396	72.2	21st
1983-84	70-340	20.6	16th	86-357	75.9	15th
1984-85	62-363	17.1	21st	74-311	76.2	14th
1985-86	93-425	21.9	12th	78-341	77.1	15th
1986-87	74-374	19.5	14th	72-319	77.4	15th
1987-88	110-500	22	6th	120-507	76.3	20th
1988-89	119-491	24.2	3rd	111-482	77	16th
1989-90	86-403	21.3	10th	94-372	74.7	20th
1990-91	89-388	22.9	3rd	73-351	79.2	16th
1991-92	92-427	21.5	4th	77-379	79.7	15th
1992-93	105-440	23.9	2nd	72-429	83.2	4th
1993-94	76-404	18.8	13th	72-401	82	10th
1994-95	42-221	19	10th	46-229	79.9	23rd
1995-96	109-420	26	1st	78-467	83.3	8th
1996-97	74-338	21.9	2nd	64-338	81.1	23rd
1997-98	67-407	16.5	11th	46-338	86.4*	8th
<b>TOTAL</b>	<b>2,227-10,854</b>	<b>20.5</b>		<b>2,158-10,096</b>	<b>78.6</b>	

\* Indicates Team High



## COMEBACKS

### PENGUINS BEST COMEBACKS

**November 1, 1997** (Pittsburgh) — Vancouver led 6-3 in the second period, but the Penguins scored 4 unanswered goals, including Rob Brown's game winner at 3:52 of OT.

**December 26, 1996** (Pittsburgh) — Montreal led 3-0 at the end of the first period. The Penguins scored three third period goals, including a Mario Lemieux goal at 14:35 to gain a 3-3 tie.

**December 7, 1995** (Pittsburgh) — Montreal led 4-0 in the second period, but the Penguins score seven unanswered goals, two each by Mario Lemieux and Tomas Sandstrom to win 7-5.

**February 19, 1995** (Pittsburgh) — The Sabres built up a 3-0 lead after two periods. The Penguins scored three third period goals, including a Luc Robitaille goal at 19:39 to gain a 3-3 tie.

**December 12, 1993** (Pittsburgh) — The Devils built up a 3-0 lead midway through the first period, but the Penguins answered with three goals, two by Kevin Stevens, to tie the game. Stevens completed the hat trick in the third period to lead the Penguins to the 6-5 victory.

**February 21, 1991** (Pittsburgh) — Toronto jumped off to a 3-0 lead early in the second period, but the Penguins struck back with six unanswered goals on the way to an 11-4 rout.

**October 15, 1991** (NY Islanders) — The Penguins trailed the Islanders twenty seconds into the third period, 6-2, but came back with four goals, two by Mario Lemieux, to tie the game. Phil Bourque's goal at 2:30 of overtime gave the Penguins a 7-6 victory.

**February 22, 1990** (Pittsburgh) — The Penguins trailed the Islanders 3-0 after the first period but battled back to post a 4-3 victory on Randy Gilhen's goal at 4:26 of the third period.

**February 3, 1989** (Pittsburgh) — The Penguins trailed St. Louis 3-0 after two periods but scored three third period goals to gain the tie. Troy Loney scored the tying goal at 5:35 of the third period.

**March 25, 1989** (Pittsburgh) — New Jersey built up a 3-0 lead after one period but Mario Lemieux's third goal of the game, with five seconds left in regulation, led the Penguins to a 5-4 win.

**December 10, 1988** (Pittsburgh) — The Penguins trailed New Jersey 3-0 in the second period but came back with four goals to earn the tie. Mario Lemieux's second goal of the game was the tying one at 10:51 of the third.

**January 3, 1987** (Pittsburgh) — The Penguins trailed Montreal 3-0 after one period but scored six consecutive goals to earn the 6-4 victory. Randy Cunneynworth scored twice, including the game winner at 8:49 of the third period.

**March 24, 1987** (Pittsburgh) — The Penguins trailed Philadelphia 3-0 midway through the game, but goals by Willy Lindstrom, Terry Ruskowski and Warren Young gained Pittsburgh a 3-3 tie.

**December 20, 1987** (New York Rangers) — Pittsburgh trailed the Rangers 3-0 early in the first period but scored four first period goals of their own en route to an 8-4 rout.

**November 21, 1987** (Calgary) — Pittsburgh trailed Calgary 4-0 after two periods but rallied with four third period goals to earn the tie. Mario Lemieux scored the tying goal at 14:07 of the third period.

**November 25, 1987** (Pittsburgh) — The Penguins trailed Quebec 4-0 at the 12-minute mark of the second period but reeled off six consecutive goals for the win. Rob Brown scored the game-winner at 11:35 of the third period.

**November 28, 1987** (Pittsburgh) — Washington built up a 3-0 lead, but the Penguins battled back to go ahead 5-4 before the Capitals tied the game.

**February 24, 1986** (Pittsburgh) — The Penguins trailed Los Angeles 4-0 after one period but came back from behind to win 6-5 on Doug Shedden's goal at 3:54 of overtime. It was the first home overtime win in Penguin history.

**October 9, 1986** (Pittsburgh) — Washington took a 3-0 lead early in the season opener but the Penguins

rallied behind Randy Cunneynworth's hat trick to post a 5-4 victory.

**January 19, 1985** (Pittsburgh) — Chicago jumped out to a 4-0 lead after one period but the Penguins answered with five second period goals to register a 5-4 win. Troy Loney scored the game-winner at 17:57 of the second period.

**October 23, 1985** (Toronto) — Pittsburgh trailed 4-1 in the second period but eventually posted a 5-4 victory. Jim McGeough scored at 18:28 of the third period for the win.

**November 4, 1982** (New Jersey) — The Penguins trailed New Jersey 3-0 but rallied for the 4-4 tie behind two goals from Rick Kehoe, including the tying goal at 11:54 of the third period.

**October 7, 1981** (Chicago) — Pittsburgh trailed Chicago 4-1 late in the second period but rallied on goals by Pat Boutette, Mike Bullard, Rick Kehoe and Greg Malone to gain the 5-5 tie. Malone scored the game-tying goal at 19:39 of the final period.

**December 3, 1980** (Toronto) — Pittsburgh trailed Toronto 3-0 at the 10:37 mark of the second period before rallying for the 4-4 tie behind Rick Kehoe's hat trick.

**January 12, 1978** (Philadelphia) — The Penguins trailed Philadelphia 3-0 after the first period but rallied for the 4-4 tie on Rick Kehoe's goal at 6:03 of the third period.

**December 31, 1978** (Detroit) — The Penguins trailed Detroit 4-0 at the 15:11 mark of the second period, but goals from five different players, including Randy Carlyle's game-winner with seven seconds remaining, gave the Penguins a 5-4 victory.

**December 26, 1977** (Toronto) — The Penguins trailed Toronto 3-0 midway through the first period, but two Jean Pronovost goals along with Blair Chapman's goal at 19:28 of the third period gave the Penguins a 5-4 win.

**February 28, 1976** (Pittsburgh) — The Penguins trailed Vancouver 4-1 at the 14:04 mark of the second period before reeling off four straight goals to win 5-4. Bob Kelly got the game-winner at 10:39 of the third period.

**October 25, 1975** (Pittsburgh) — The Penguins fell behind Philadelphia 4-0 in the middle of the second period but rallied for the 4-4 tie on consecutive goals from Chuck Arnason, Bob Kelly, Colin Campbell and Pierre Larouche.

**December 19, 1974** (Pittsburgh) — The Penguins trailed Kansas City 4-1 in the second period before scoring three consecutive goals to earn the tie. Pierre Larouche scored at 17:33 of the third period to tie the game.

**April 1, 1973** (Pittsburgh) — The Penguins trailed Philadelphia 4-1 in the last game of the season before scoring four unanswered goals for the 5-4 win. Jean Pronovost scored the game-winner at 18:47 of the third period.

**March 29, 1972** (Pittsburgh) — The Penguins trailed California 4-1 at the 14:34 mark of the second period before scoring four consecutive goals for the win. Jean Pronovost's goal at 14:48 of the third period was the game-winner.

**November 4, 1972** (Pittsburgh) — New York held a 4-1 advantage over the Penguins late in the first period before the Penguins rallied for five goals to post a 6-4 win. Bryan Hextall scored twice while Eddie Shack netted the game-winner.

**March 7, 1971** (Pittsburgh) — The Penguins fell behind 3-0 to California after two periods of play but scored three times in the third period to force the deadlock. Wally Boyer scored the tying goal at the 7:39 mark.

# FASTEST GOALS

## ONE PLAYER

### FASTEST TWO GOALS

**PITTSBURGH:** 7 seconds by Wally Boyer, March 5, 1970 at Detroit vs. Roy Edwards in a 5-3 Detroit win.

8 seconds by Shawn McEachern, Oct. 22, 1992 vs. Detroit vs. Tim Cheveldae in a 9-6 Pittsburgh win.

9 seconds by Darryl Edestrand, March 12, 1972 at Boston vs. Gerry Cheevers in a 4-4 tie.

**OPPONENT:** 6 seconds by Sylvain Turgeon (Hartford), March 28, 1987 at Hartford vs. Pat Riggin in a 5-4 Hartford win.

### FASTEST TWO ASSISTS

**PITTSBURGH:** 7 seconds by Ron Schock, March 5, 1970 at Detroit on goals by Wally Boyer in a 5-3 Detroit win.

**OPPONENT:** 6 seconds by Pete Mahovlich (Montreal), April 2, 1975 at Montreal in a 6-0 Montreal win.

### FASTEST THREE GOALS

**PITTSBURGH:** 4:17 by Lowell MacDonald, Nov. 13, 1973 vs. Minnesota vs. Cesare Maniago in a 5-2 Pittsburgh win.

**OPPONENT:** 1:18 by Derek King (NY Islanders), Oct. 15, 1991 vs. Tom Barrasso at NY Islanders in a 7-6 Pittsburgh overtime win.

### FASTEST FOUR GOALS

**PITTSBURGH:** 14:54 by Mario Lemieux, Jan. 26, 1997 at Montreal vs. Jocelyn Thibault in a 5-2 Pittsburgh win.

**OPPONENT:** 34:40 by Stan Gilbertson (Washington), April 6, 1975 vs. Bob Johnson at Washington in an 8-4 Washington win.

## TEAM

### FASTEST TWO GOALS,

#### BOTH TEAMS

**(NHL RECORD):** 4 seconds by Wayne Bianchin (Pittsburgh) & Guy Chouinard (Atlanta), March 15, 1977 at Atlanta in a 7-3 Atlanta win.

5 seconds by Rick Martin (Buffalo) and Greg Polis (Pittsburgh), Jan. 3, 1974 at Buffalo in a 6-1 Buffalo win.

**PITTSBURGH:** 6 seconds by Paul Coffey and Troy Loney, Feb. 22, 1990 vs. NY Islanders in a 4-3 Pittsburgh overtime win.

6 seconds by Mark Recchi and John Cullen, Feb. 16, 1990 at Winnipeg in a 3-3 tie.

**OPPONENT:** 6 seconds by Guy Lafleur and Steve Shutt (Montreal), April 2, 1975 at Montreal in a 6-0 Montreal win.

6 seconds by Sylvain Turgeon (2) Hartford, March 28, 1987 at Hartford in a 5-4 Hartford win.

### FASTEST THREE GOALS,

#### BOTH TEAMS:

30 seconds by Mario Lemieux (2) (Pittsburgh) & Al Iafrate (Toronto), October 17, 1989 vs. Toronto in a 7-5 Pittsburgh win.

**PITTSBURGH:** 27 seconds by Al McDonough, Ken Schinkel and Ron Schock, Nov. 22, 1972 vs. St. Louis in a 10-4 Pittsburgh win.

**OPPONENT:** 21 seconds by Michel Pivonka & Steve Leach (2) (Washington), Nov. 25, 1990 at Washington in a 7-3 Washington win.

## FASTEST GOALS

### FASTEST FOUR GOALS,

**BOTH TEAMS:** 1:17 by Pierre Larouche (Pittsburgh), Guy Lafleur (2) (Montreal) & Pete Mahovich (Montreal), Jan. 26, 1975 at Montreal in a 7-2 Montreal win.

**PITTSBURGH:** 1:49 by Bryan Hextall, Jean Pronovost, Al McDonough & Ken Schinkel, Nov. 22, 1972 vs. St. Louis in a 10-4 Pittsburgh win.

1:49 by Jean Pronovost, Al McDonough, Ken Schinkel & Ron Schock, Nov. 22, 1972 vs. St. Louis in a 10-4 Pittsburgh win.

**OPPONENT:** 1:22 by Bobby Clarke, Ilkka Sinisalo, Reggie Leach & Ken Linseman (Philadelphia), Oct. 11, 1981 at Philadelphia in an 8-2 Philadelphia win.

### FIVE FASTEST GOALS,

**BOTH TEAMS:** 3:34 by Paul Reinhart (Vancouver), Tony Tanti (Pittsburgh), Jyrki Lumme, (Vancouver), Bob Errey (Pittsburgh), and Greg Adams (Vancouver), March 11, 1990 at Vancouver in a 5-3 Vancouver win.

**PITTSBURGH:** 2:07 by Bryan Hextall, Jean Pronovost, Al McDonough, Ken Schinkel, & Ron Schock, Nov. 22, 1972 vs. St. Louis in a 10-4 Pittsburgh win.

**OPPONENT:** 2:37 by Duane Sutter, Bryan Trottier (2), John Tonelli & Duane Sutter (NY Islanders), Jan. 26, 1982 at NY Islanders in a 9-2 NY Islanders win.

### FASTEST GOAL, START OF GAME,

**PITTSBURGH:** 6 seconds by Jean Pronovost, March 25, 1976 at St. Louis in a 5-2 St. Louis win.

**OPPONENT:** 9 seconds by Ross Lonsberry (Philadelphia), Oct. 20 1977 at Philadelphia in an 11-0 Philadelphia win.

### FASTEST GOAL START OF 2ND PERIOD,

**PITTSBURGH:** 7 seconds by Lowell Macdonald, Feb. 10, 1973 at Boston in a 6-3 Boston win.

**OPPONENT:** 7 seconds by Joey Johnston (California), Oct. 20, 1973 at Pittsburgh in a 5-3 Pittsburgh win.

7 seconds by Stan Gilbertson (Washington), Nov. 12, 1975 at Washington in a 6-6 tie.

### FASTEST GOAL START OF 3RD PERIOD,

**PITTSBURGH:** 12 seconds by Greg Polis, April 1, 1972 at Philadelphia in a 4-4 tie.

**OPPONENT:** 13 seconds by Jannie Ojanen (New Jersey), Oct. 24, 1992 at New Jersey in a 4-3 Pittsburgh win.

### EARLIEST WINNING GOAL,

**PITTSBURGH:** 35 seconds by Ken Schinkel, Oct. 17, 1972 at NY Islanders in a 5-0 Pittsburgh win.

**OPPONENT:** 9 seconds by Ross Lonsberry (Philadelphia), Oct. 9, 1983 in an 11-0 Philadelphia win.

### FASTEST TWO GOALS FROM START OF GAME,

**PITTSBURGH:** 29 seconds by George Ferguson & Greg Malone, Dec. 6, 1980 vs. Chicago in a 6-4 Pittsburgh win.

**OPPONENT:** 40 seconds by Tim Kerr & Bill Barber (Philadelphia), Oct. 9, 1983 at Philadelphia in a 7-1 Philadelphia win.

### FASTEST OVERTIME GOAL,

**PITTSBURGH:** 13 seconds by Kevin Stevens, March 21, 1991 vs. NY Rangers in a 5-4 Pittsburgh win.

24 seconds by Charlie Simmer, Jan. 23, 1988 at Montreal in a 4-3 Pittsburgh win.

**OPPONENT:** 8 seconds by Tony Amonte (NY Rangers), Feb. 21, 1994 at NY Rangers in a 4-3 NY Rangers win.

35 seconds by Dave Andreychuk (Buffalo), Feb. 8, 1984 at Pittsburgh in a 6-5 Buffalo win.

# ENTRY DRAFT 1967-1997

RD	OV	NAME	POS	TEAM	RD	OV	NAME	POS	TEAM
<b>1967</b>									
1	2nd	Steve Rexe	C	Belleville	7	116th	Robbie Laird	LW	Regina
2	11th	Bob Smith	C	Sault Ste. Marie	8	133rd	Larry Finck	D	St. Catherines
<b>1968</b>									
1	4th	Gary Swain	LW	Niagra Falls	9	150th	Jimi Chicoyne	D	Brandon
2	14th	Ron Snell	RW	Regina	10	166th	Rick Ulrich	RW	Regina
3	21st	Dave Simpson	D	Westport	11	181st	Serge Gamelin	RW	Sorel
<b>1969</b>									
1	Traded to Boston for Jean Pronovost								
2	15th	Rick Kessel	C	Oshawa	13	206th	Richard Hindmarch	RW	Calgary Univ.
3	26th	Michel Briere	C	Shawinigan	14	216th	William Davis	D	Colgate Univ.
4	38th	Yvon Labre	D	Toronto	15	223rd	J.D. Mathers	D	Northeastern Univ.
5	50th	Rusty Patenaude	RW	Calgary	<b>1975</b>				
6	62nd	Paul Hoganson	G	Toronto	1	13th	Gordon Laxton	G	New Westminster
<b>1970</b>									
1	7th	Greg Polis	LW	Estevan	2	31st	Russ Anderson	D	U. of Minnesota
2	21st	John Stewart	LW	Flin Flon	3	49th	Paul Baxter	D	Winnipeg
3	35th	Larry Bignell	D	Edmonton	4	67th	Stu Youger	LW	Michigan Tech
4	40th	Connie Forey	LW	Ottawa	5	85th	Kim Clackson	D	Victoria
5	63rd	Steve Cardwell	LW	Oshawa	6	103rd	Peter Morris	LW	Victoria
6	77th	Bob Fithcener	C	Brandon	7	121st	Mike Will	C	Edmonton
7	90th	Jim Pearson	D	St. Catherines	8	139th	Tapio Levo	D	Finland Nationals
8	112th	Cam Newton	G	Kitchener	9	155th	Bryan Shutt	LW	Bowling Green
9	120th	Ron Lemieux	RW	Dauphin	10	170th	Frank Saive	G	Peterborough
<b>1971</b>									
1	4th	Traded to St. Louis for Ron Schock			11	185th	John Glynne	D	Vermont Univ.
2	18th	Brian McKenzie	C	St. Catherines	12	196th	Lex Hudson	D	Denver Univ.
3	32nd	Joe Norris	D	Toronto	13	202nd	Dan Tsubouchi	RW	St. Louis Univ.
4	46th	Gerry Methe	D	Oshawa	14	206th	Ronida Stankowsky	LW	Forge-Moonhead
5	60th	Dave Murphy	G	North Dakota	15	217th	Kelly Secord	RW	New Westminster
6	74th	Ian Williams	RW	Notre Dame	<b>1976</b>				
7	88th	Doug Elliot	D	Harvard	1	2nd	Blair Chapman	RW	Saskatoon (Choice acquired from Kansas City with Simon Nolet & Ed Gilbert for Steve Durbano & Chuck Arnason)
<b>1972</b>									
1	4th	Traded to Minnesota for Bob Woytowich			1	11th	Traded to Kansas City with Steve Durbano & Chuck Arnason for Simon Nolet & Ed Gilbert		
2	18th	Jack Lynch	D	Oshawa	2	19th	Greg Malone	C	Oshawa
2	30th	Bernie Lukowich	LW	New Westminster (Choice acquired from NY Rangers)	3	47th	Morris Lukowich	LW	Medicine Hat
3	40th	Denis Herron	G	Trois Rivières	4	65th	Greg Redquist	G	Kingston
4	56th	Ron Lalonde	C	Peterborough	5	83rd	Brendan Lowe	D	Sherbrooke
5	72nd	Brian Walker	C	Calgary	6	101st	Vic Sirko	D	Oshawa
6	88th	Jeff Ablett	LW	Medicine Hat	<b>1977</b>				
7	104th	D'Arcy Keating	D	Notre Dame	1	12th	Traded to Toronto for Rick Kehoe		
8	120th	Yves Bergeron	LW	Shawinigan	2	25th	Jim Hamilton	LW	London
9	136th	Jay Babcock	LW	London	3	48th	Kim Davis	LW	Flin Flon
9	149th	Don Atchison	G	Saskatoon	4	66th	Mark Johnson	C	U. of Wisconsin
<b>1973</b>									
1	7th	Blaine Stoughton	RW	Flin Flon	5	84th	Traded to Los Angeles for Mike Corrigan		
2	23rd	Wayne Bianchin	LW	Flin Flon	6	102nd	Greg Millen	G	Peterborough
2	27th	Colin Campbell	D	Peterborough (Choice acquired from Detroit for Roy Edwards)	<b>1978</b>				
3	39th	Traded to Detroit for Andy Brown			1	12th	Traded to Philadelphia for Orrest Kindrachuk, Ross Lonsberry & Tom Bladon		
4	55th	Dennis Owchar	D	Toronto	2	25th	Mike Moeck	RW	Peterborough
5	71st	Guido Tenesi	D	Oshawa	3	42nd	Traded to Montreal for Don Awrey		
6	87th	Don Seiling	LW	Oshawa	4	60th	Traded to NY Rangers for Duncan Wilson		
7	103rd	Terry Ewasiuk	LW	Victoria	4	61st	Shane Pearsall	LW	Ottawa (Choice acquired from Los Angeles with Dave Schultz & Gene Carr for Syl Apps & Hartland Monahan)
8	119th	Fred Comrie	C	Edmonton	5	75th	Rob Garner	C	Toronto
9	134th	Gord Lane	D	New Westminster	<b>1979</b>				
10	150th	Randy Aimoe	D	Medicine Hat	1	10th	Traded to Washington for Hartland Monahan		
11	164th	Don McLeod	G	Saskatoon	2	31st	Faul Marshall	LW	Brantford
<b>1974</b>									
1	8th	Pierre Larouche	C	Sorel	3	52nd	Bennett Wolf	D	Kitchener
2	26th	Traded to St. Louis with Brian Watson and Greg Polis for Bob Kelly, Steve Durbano and Ab DeMarco			4	73rd	Brian Cross	D	Brantford
2	27th	Jacques Cossette	RW	Sorel (Choice acquired from Detroit for Roy Edwards)	5	94th	Nick Ricci	G	Niagra Falls
3	44th	Traded to Detroit for Roy Edwards			6	115th	Marc Chorney	D	North Dakota Univ.
4	62nd	Mario Faubert	D	St. Louis Univ.	<b>1980</b>				
5	80th	Bruce Abehart	G	London	1	9th	Mike Bullard	C	Brantford
<b>1975</b>									
2	30th	Traded to Chicago for Dale Tallon			3	51st	Randy Boyd	D	Ottawa
4	72nd	Tony Feltrin	D	Victoria	4	72nd	Doug Shadden	RW	Sault Ste. Marie
5	93rd	Doug Shadden	RW	Sault Ste. Marie	6	114th	Pat Graham	LW	Niagra Falls

# ENTRY DRAFT 1967-1997

RD	OV	NAME	POS	TEAM	RD	OV	NAME	POS	TEAM
7	135th	Traded to Winnipeg for future considerations			9	169th	Jon Del Col	LW	Toronto
8	156th	Robert Geale	C	Portland	10	189th	Steve Hurt	RW	Hill-Murray, MN (HS)
9	177th	Brian Lundberg	D	U. of Michigan	11	210th	Jim Steen	C	Moorhead, MN (HS)
10	198th	Steve McKenzie	D	St. Albert	12	250th	Mark Ziliotto	LW	Streetsville Jr. "B"
<b>1981</b>									
1	7th	Traded to Montreal for Rod Shutt			1	2nd	Craig Simpson	C	Michigan St.
2	28th	Steve Gatzos	RW	Sault Ste. Marie	2	23rd	Lee Giffin	RW	Oshawa
3	49th	Tom Thornbury	D	Niagra Falls	3	44th	Traded to Montreal for Denis Herron		
4	70th	Norm Schmidt	D	Oshawa	3	58th	Bruce Racine	G	Northeastern U.
5	91st	Traded to Washington for Gary Rissling							(Choice acquired from Hartford for Greg Malone)
6	109th	Paul Edwards	D	Oshawa	4	65th	Traded to Boston for Randy Hillier		
7	133rd	Geoff Wilson	RW	Winnipeg	5	86th	Steve Gotaas	C	Prince Albert
8	154th	Mitch Lamoureux	C	Oshawa	6	114th	Stuart Marston	D	Longuille
9	175th	Dean DeFazio	LW	Brantford					(Choice acquired from Los Angeles for Marc Churney)
10	196th	Dave Hannan	C	Brantford	7	128th	Steve Titus	G	Cornwall
<b>1982</b>									
1	10th	Rich Sutter	RW	Lethbridge	8	149th	Paul Stanton	D	Catholic Mem., MA (HS)
2	31st	Traded to Montreal with Denis Herron for Pat Hughes & Rob Holland			9	170th	Jim Paek	D	Oshawa
2	38th	Tim Hrynewich	LW	Sudbury	10	191st	Steve Shaunessy	D	Reading, MA (HS)
		(Choice acquired from Minnesota for Mark Johnson)			11	212th	Doug Greschuck	D	St. Albert
3	52nd	Troy Loney	LW	Lethbridge	12	233rd	Greg Choules	LW	Chicoutimi
4	73rd	Traded to Toronto for Paul Harrison			<b>1986</b>				
5	94th	Grant Sasser	C	Portland	1	4th	Zarley Zalapski	D	Team Canada
6	115th	Traded to Toronto for Greg Hotham			2	25th	Dave Capuano	C	Mt. St. Charles, RI (HS)
7	136th	Grant Couture	D	Lethbridge	3	46th	Brad Aitken	LW	Sault Ste. Marie
8	157th	Peter Derksen	LW	Portland	4	67th	<b>ROB BROWN</b>	C	<b>Kamloops</b>
9	178th	Greg Gravel	C	Windsor	5	88th	Sandy Smith	C	Brainerd, MN (HS)
10	199th	Stu Weness	D	Winnipeg	6	109th	Jeff Daniels	LW	Oshawa
11	220th	Chris McCauley	RW	London	7	130th	Doug Hobson	D	Prince Albert
12	241st	Stan Bautch	G	Hibbling, MN (HS)	8	151st	Steve Rohlik	LW	Hill-Murray, MN (HS)
<b>1983</b>									
1	1st	Traded to Minnesota with George Ferguson for Ron Meighan & Anders Hakansson			9	172nd	Dave McLlwain	C	North Bay
1	15th	Bob Errey	LW	Peterborough	10	193rd	Kelly Cain	C	London Knights
		(Choice acquired from Minnesota with Ron Meighan & Anders Hakansson)			11	214th	Stan Drulia	RW	Belleville
2	22nd	Todd Charlesworth	D	Oshawa	12	235th	Rob Wilson	D	Sudbury
3	43rd	Traded to Montreal for Gilles Lupien			<b>1987</b>				
3	58th	Mike Rowe	D	Toronto	1	5th	Chris Joseph	D	Seattle
		(Choice acquired from Montreal for Gilles Lupien)			2	26th	Richard Tabaracci	G	Cornwall Royals
4	63rd	Frank Pietrangelo	G	U. of Minnesota	3	47th	Jamie Leach	RW	Hamilton
5	83rd	Traded to Toronto with Paul Marshall & Kim Davis			4	68th	Risto Kurkinen	LW	Jypp, Finland
6	103rd	Pat Edmond	C	Hull Olympics	5	89th	Jeff Weaver	D	Hamilton
7	123rd	Paul Ames	D	Billerica, MA (HS)	6	110th	Shawn McEachern	C	Matignon, MA (HS)
8	143rd	Traded to Hartford with Russ Anderson for Rick MacLeish			7	131st	Jim Bodden	C	Chatham Jr. "B"
9	163rd	Marty Ketola	RW	Cloquet, MN (HS)	8	152nd	<b>JIRI KUCERA</b>	RW	<b>Dulka Jihlava</b>
10	183rd	Alec Haidy	RW	Sault Ste. Marie	9	173rd	Jack MacDougall	RW	New Prep, MA
11	203rd	Garth Hildebrand	LW	Calgary	10	194th	Daryn McBride	C	Denver Univ.
12	223rd	Dave Hoertz	D	Regina	11	215th	Mark Carlston	LW	Philadelphia Jrs.
<b>1984</b>									
1	1st	Mario Lemieux	C	Laval	12	236th	Ake Liljebjorn	G	Brynas, Finland
1	9th	Doug Bodger	D	Kamloops	<b>1988</b>				
		(Acquired from Winnipeg with Moe Mantha for Randy Carlyle)			1	4th	Darrin Shannon	LW	Windsor
1	16th	Roger Belanger	RW	Kingston	2	25th	Mark Major	LW	North Bay
		(Acquired from Philadelphia as part of Rich Sutter Trade)			3	46th	Traded to Montreal for Perry Ganchar		
2	22nd	Traded to Philadelphia in Rich Sutter Trade			3	62nd	Daniel Gauthier	LW	Victoriaville
3	43rd	Traded to Philadelphia in Rich Sutter Trade							(Choice acquired from Montreal in Perry Ganchar deal)
3	58th	Traded to Vancouver for Keith McCarthy			4	67th	Mark Recchi	C	Kamloops
4	64th	Mark Teevans	RW	Peterborough	5	88th	Greg Andrusak	D	U. of Minnesota
5	85th	Arto Javanainen	RW	Finland	6	109th	Traded to Los Angeles with Chris Kontos for Bryan Erickson		
6	106th	Traded to Edmonton with Kevin McClelland for Tom Roulston			7	130th	Troy Mick	LW	Portland
7	127th	Tom Ryan	D	North Newton, MN (HS)	8	151st	Jeff Blaese	LW	St. John's Prep, MA (HS)
8	148th	Traded to St. Louis for Gary Edwards			9	172nd	Rob Gaudreau	RW	Bishop Hendrickson (HS)
<b>1989</b>									
1	16th	Jamie Heward	RW	Regina	10	193rd	Don Pancoe	LW	Hamilton
2	37th	Paul Laus	D	Niagra Falls	11	214th	Cory Laylin	LW	St. Cloud Appollo (HS)
3	58th	John Brill	RW	Grand Rapids	12	235th	Darren Stolk	D	Lethbridge
4	79th	Todd Nelson	D	Prince Albert	<b>1990</b>				
5	100th	Tom Nevers	C	Edina, MN (HS)	1	16th	Jamie Heward	RW	Regina

# ENTRY DRAFT 1967-1997

6 121st Mike Markovich D U. of Colorado  
 6 126th Mike Needham RW Kamloops  
 (Choice acquired from Calgary for Steve Guenette)  
 7 142nd Pat Schafhauser D Hill-Murray, MN (HS)  
 8 163rd Dave Schute C Victoria  
 9 184th Andrew Wolf D Victoria  
 10 205th Greg Hagen RW Hill-Murray, MN (HS)  
 11 235th Scott Farrell D Spokane  
 12 247th Jason Smart C Saskatoon

## 1990

1 5th JAROMIR JAGR RW Kladno, Czech Rep.  
 2 26th Traded to Calgary for Joe Mullen  
 3 47th Traded to Philadelphia for Wendell Young  
 3 61st Joe Dziedzic LW Edison, MN (HS)  
 (Acquired from Buffalo in Tom Barrasso trade)  
 4 68th CHRIS TAMER D U. of Michigan  
 5 89th Brian Farrell C Avon Old Farms, Prep  
 6 107th IAN MORAN D Belmont Hill Prep, MA (HS)  
 (Acquired from Vancouver in Rod Buskas trade)  
 6 110th Denis Casey G Colorado College  
 7 130th MIKA VALILA C Tappara, Finland

(Acquired from Philadelphia in Wendell Young trade)

7 131st Ken Plaquin D Michigan Tech  
 7 145th Pat Neaton D U. of Michigan  
 (Acquired from Buffalo in Wayne Van Dorp trade)  
 8 152nd Petteri Koskimaki C Boston University  
 9 173rd Ladislav Karabin LW Bratislava  
 10 194th Timothy Fingerhut LW Canterbury Prep, NJ (HS)  
 11 215th Michael Thompson RW Michigan State  
 12 236th Brian Bruininks D Colorado College

## 1991

1 16th Markus Naslund LW MoDo, Sweden  
 2 38th Rusty Fitzgerald C Duluth-East, MN (HS)  
 3 60th Shane Peacock D Lethbridge  
 4 82nd Joe Tamminen C Virginia, MN (HS)  
 5 104th Robert Melanson D Hull Olympiques  
 6 126th Brian Clifford C Nichols Academy Prep  
 7 148th Ed Patterson RW Kamloops  
 8 170th Peter McLaughlin LW Belmont Hill Prep, MA  
 9 192nd Jeff Lembke G Omaha  
 10 214th Chris Tok D Greenway, MN (HS)  
 11 236th Paul Dyck D Moose Jaw  
 12 258th Pasi Huura D Ilves, Finland

## 1992

1 16th MARTIN STRAKA C Skoda Plzen, Czech Rep.  
 2 43rd Marc Hussey D Moose Jaw  
 3 67th Travis Thiessen D Moose Jaw  
 4 91st Todd Klassen D Tri-City  
 5 115th Phillipe Derouville G Colleege Francais  
 6 139th Artem Kopot D Traktor Chelyabinsk, CIS  
 7 163rd JAN ALINC C Litvinov, Czech  
 8 187th Fran Bussey C Duluth-East, MN (HS)  
 9 211th BRIAN BONIN C White Bear Lake, MN  
 10 235th Brian Callahan LW Belmont Hill Prep, MA  
 Traded to St. Louis for Gordie Roberts

## 1993

1 26th STEFAN BERGKVIST D Leksand, Sweden  
 2 52nd Domenic Pittis C Lethbridge  
 3 62nd Dave Roche LW Peterborough  
 4 104th JONAS ANDERSSON-JUNKKA D Kiruna  
 5 130th CHRIS KELLEHER D St. Sebastian's (HS)  
 6 156th Patrick Lalime C Shawinigan  
 7 182nd Sean Selmer LW Red Deer  
 8 208th Larry McMorrow C Seattle  
 9 234th Tim Harberts C Wayzata (HS)  
 10 260th Leonid Toropchenko C Springfield

11 286th HANS JONSSON D MoDo  
 1994  
 1 24th Chris Wells C Seattle  
 2 50th Richard Park C Belleville  
 3 57th SVEN BUTENSCHON D Brandon  
 (Acquired from Hartford in Frank Pietrangolo trade)  
 3 73rd GREG CROZIER LW Lawrence Academy  
 Acquired from Boston in Paul Stanton trade)  
 3 76th ALEXEI KRIVCHENKOV D CSKA  
 4 102nd THOMAS O'CONNOR D Springfield  
 5 128th Clint Johnson LW Duluth-East, MN (HS)  
 6 154th VALENTIN MOROZOV C CSKA  
 7 161st Serge Aubin C Granby  
 (Acquired from Hartford in Frank Pietrangolo trade)  
 7 180th Drew Palmer D Seattle  
 8 206th Boris Zelenko LW CSKA  
 9 232nd JASON GOBBOU D Hill-Murray, MN (HS)  
 10 258th Mikhail Kazakevich C Yaroslavl  
 11 284th BRIAN LEITZA G Sioux City

## 1995

1 24th ALEXEI MOROZOV RW Krylja Sovetov  
 2 50th Traded to Los Angeles in Luc Robitaille trade  
 3 76th JEAN-SEBASTIAN AUBIN G Sherbrooke  
 4 102nd Oleg Belov C CSKA  
 5 128th JAN HRDINA RW Seattle  
 6 154th ALEXEI KOLKUNOV C Krylja Sovetov  
 7 180th Derrick Pyke RW Halifax  
 8 206th SERGEI VORONOV D Dynamo Moscow  
 9 232nd Frank Ivankovic G Oshawa

## 1996

1 23rd CRAIG HILLIER G Ottawa  
 2 28th PAVEL SKRBEK D Kladno  
 (Acquired from NJ Devils for 41st & 19th picks)  
 2 41st Traded to New Jersey for 28th pick  
 2 49th Traded to New Jersey for 28th pick  
 3 72nd Boyd Kane LW/C Regina  
 (Acquired from Boston in Glen Murray & Brian Smolinski trade)  
 3 77th BORIS PROTSENKO RW Calgary  
 4 105th MICHAL ROZSIVAL D Jihlava  
 5 132nd Traded to San Jose for Kevin Miller  
 6 150th Peter Bergman C Kamloops  
 6 159th Traded to St. Louis for j. j. Daigneault  
 7 170th Traded to Edmonton for Tyler Wright  
 7 186th ERIC MELOCHE RW Cornwall  
 8 212th Traded to Ottawa for Dave McLlwain  
 9 238th TIMO SEIKKULA C/LW Junkkarit

## 1997

1 17th ROBERT DOME C/RW Las Vegas (IHL)  
 2 44th BRIAN GAFFANEY D N. Iowa  
 3 71st JOSEF MELICHAR D Budjovice  
 4 97th ALEXANDRE MATHIEU C Halifax  
 5 124th HARLAN PRATT D Prince Albert  
 6 152nd PETR HAVELKA LW Sparta Praha  
 7 179th MARK MOORE D Harvard  
 8 208th ANDREW FERENC D Portland  
 9 234th ERIC LIND D Avon Old Farms

## 1998 Draft Information on Pages 102-103

## CIVIC ARENA RECORDS

### TEAM RECORDS

#### Most Goals In One Game:

Pittsburgh.....12 - December 26, 1991 - in a 12-1 win vs. Toronto.  
- March 15, 1975 - in a 12-1 win vs. Washington.

Opponent.....11 - November 25, 1992 - by NY Rangers in an 11-3 win at Pittsburgh.

#### Most Shots in Game:

Pittsburgh.....65 - March 15, 1975 - in a 12-1 win vs. Washington.

Opponent.....55 - October 23, 1976 - by Montreal in a 9-1 win at Pittsburgh.

#### Most Penalty Minutes in a Game:

Pittsburgh.....144 - January 19, 1980 - in a 5-2 loss vs. Edmonton.

Opponent.....123 - January 19, 1980 - by Edmonton in a 5-2 win at Pittsburgh.

#### Most Goals in a Period:

Pittsburgh.....8 - December 17, 1991 - in a 10-2 win vs San Jose. (2nd period)

Opponent.....6 - Six times - last time - November 25, 1992 by NY Rangers in an 11-3 win at Pittsburgh. (3rd Period)

### INDIVIDUAL RECORDS

#### Most Goals in a game:

Pittsburgh.....5 - Mario Lemieux, March 26, 1996 in an 8-4 win vs. St. Louis.

5 - Mario Lemieux, December 31, 1988 in an 8-6 win vs. New Jersey.

Opponent.....4 - Mike Ridley (Washington), October 11, 1988 - in an 8-7 loss at Pittsburgh.

- Wayne Gretzky (Edmonton), February 22, 1984 - in a 9-2 win at Pittsburgh.

- Denis Maruk (California), November 18, 1975 - in a 5-3 win at Pittsburgh.

#### Most Assists in a Game:

Pittsburgh.....6 - Mario Lemieux, November 1, 1995 - in a 10-0 win vs. Tampa Bay.

- Mario Lemieux, October 15, 1988 - in a 9-2 win vs. St. Louis.

- Greg Malone, November 28, 1979 - in a 7-2 win vs. Quebec.

- Ron Stackhouse, March 8, 1975 - in a 8-2 win vs. Philadelphia.

Opponent.....6 - Patrik Sundstrom (Vancouver), February 29, 1984 - in a 9-2 win at Pittsburgh.

#### Most Points in a Game:

Pittsburgh.....8 - Mario Lemieux, December 31, 1988 - in an 8-6 win vs. New Jersey.

- Mario Lemieux, October 15, 1988 - in a 9-2 win vs. St. Louis.

Opponent.....7 - Patrik Sundstrom, (Vancouver), February 29, 1984 - in a 9-5 win at Pittsburgh.

#### Most Penalty Minutes in a Game:

Pittsburgh.....51 - Russ Anderson, January 19, 1980 - in a 5-2 loss vs. Edmonton.

Opponent.....34 - Dave Lumley (Edmonton), January 19, 1980 - in a 5-2 win at Pittsburgh.

#### Most Saves in a Game:

Pittsburgh.....51 - Tom Barrasso, January 31, 1998 - in a 4-2 win vs. Detroit.

Opponent.....53 - Wayne Thomas, (Montreal), March 10, 1974 - in a 5-4 win at Pittsburgh.

When the Pittsburgh Penguins made their NHL debut at the Civic Arena on October 11, 1967, the team wore the colors of dark blue, light blue and white. Both the home (white) and away (light blue) uniforms simply had "Pittsburgh" written diagonally down the front of the sweater with three dark blue stripes around the sleeves and bottom. The logo, although not on the sweater, had a hockey-playing penguin in a scarf over an inverted triangle, symbolizing the golden triangle of downtown Pittsburgh. The penguin and triangle were set inside a circle bearing the team name.

The following season (1968-69), the uniforms were changed so that the logo appeared on the game sweaters. The logo remained essentially the same, although the penguin was no longer wearing a scarf. The white home uniforms had a wide band of dark blue around each sleeve and the bottom, while the light blue away sweater had bands of white trimmed in dark blue.

The uniforms were changed again four years later (1972-73). The circle around the logo was removed, leaving only a penguin and triangle. Added to the uniforms were inserts of color on the shoulders.

On January 30, 1980, the Penguins wore the colors black and gold for the first time. With the Steelers winning the Super Bowl and the Pirates capturing the World Series title in the same year, the struggling Penguins hoped to gain fan support by aligning their colors with the other teams in the "City of Champions."



Boston protested the color change to the NHL, arguing that black and gold had always been exclusively associated with the Bruins. However, the Penguins prevailed by virtue of a precedent set by the Pittsburgh Hockey Club of the late 1920s, which wore black and gold. The Pens' new uniforms were the same design as the previous ones, with black replacing dark blue and gold replacing light blue. From the 1981-82 season through the 1984-85 season, the team alternated wearing gold sweaters with the white at home.

The black and gold uniforms remained unchanged until 1992-93, when the triangle and penguin logo was modernized. The white home sweaters featured the new logo on the front and gold shoulder inserts. The black away sweaters had the city's name diagonally down the front, much like the original uniforms, with the new logo on each shoulder.

During the 1995-96 season, the Penguins were one of five NHL teams to introduce a third jersey. The Penguins' new uniform, which made its debut on Jan. 27 vs. the Philadelphia Flyers, features a black background with a new, modernized logo design including innovative striping and a blend of team colors. The newest Penguins sweater replaced the black "Pittsburgh" away sweater in 1997-98, and now serves as the team's uniform on the road.



## HISTORY OF UNIFORM



- June 5, 1967** - Pittsburgh Penguins franchise joins the National Hockey League.
- October 11, 1967** - Penguins first NHL game is played at the Civic Arena vs Montreal. Penguins lose to Montreal, 2-1, with 9,307 fans on hand. Andy Bathgate scores the Penguins first goal.
- October 13, 1967** - Penguins record first victory as they defeat St. Louis, 3-1, on the road.
- February 3, 1968** - Penguins first sellout at Civic Arena vs. Toronto (12,563).
- March 22, 1968** - Donald Parsons heads a Michigan group which purchases 80% of the Penguins franchise.
- April 1, 1970** - Penguins defeat Philadelphia, 4-1, to clinch second place in the Western Division, putting them in the playoffs for the first time.
- April 8, 1970** - Penguins defeat Oakland, 2-1, in club's first playoff game.
- May 21, 1970** - Jack Riley, club's general manager for first three years, is promoted to president and coach Red Kelly is promoted to general manager/coach.
- April 13, 1971** - Michel Briere dies from injuries suffered in an auto accident on May 15, 1970.
- April 21, 1971** - Thayer Potter heads a Pittsburgh group which buys the team.
- January 29, 1972** - Red Kelly steps down as general manager but remains coach and Jack Riley regains general manager duties.
- January 30, 1973** - Greg Polis wins MVP honors at NHL All-Star Game in New York after scoring two goals.
- January 13, 1974** - Jack Button is named general manager of the Penguins.
- January 22, 1975** - Syl Apps named MVP in the NHL All-Star Game in Montreal after scoring two goals.
- February 22, 1975** - Penguins defeat St. Louis, 3-2, to establish a 20-game home unbeaten streak, which is still a club record.
- June 13, 1975** - Pittsburgh Penguins declare bankruptcy.
- July 11, 1975** - Albert Savill, Otto Frenzel and Wren Blair buy Penguins.
- July 29, 1975** - Marc Boileau rehired as coach.
- March 24, 1976** - Jean Pronovost becomes the first Penguin to score 50 goals in a season and Pierre Larouche becomes first Penguin to record 100 points in one season vs. Boston.
- December 3, 1976** - Aldege "Baz" Bastien named club's general manager.
- April 5, 1978** - Edward J. DeBartolo takes control of the club, having purchased one-third of the franchise the year before.
- January 3, 1980** - Penguins defeat New York Islanders, 4-3, to gain first place in the Norris Division for the first time in club history.
- January 30, 1980** - Black and gold uniform worn for the first time vs. St. Louis.
- December 13, 1980** - Paul Gardner becomes first Penguins player to score four goals in one game in a 6-5 loss to Philadelphia.
- June 3, 1981** - Randy Carlyle named to NHL First All-Star Team.
- June 4, 1981** - Randy Carlyle wins the Norris Trophy as the league's best defenseman and Rick Kehoe wins the Lady Byng Trophy as the player who combines sportsmanship with a high standard of play.
- July 1, 1981** - Edward J. DeBartolo takes over the Civic Arena.
- February 21, 1982** - Penguins defeat the New York Islanders, 4-3, to break their then NHL Record 15-game winning streak.
- March 15, 1983** - General Manager Baz Bastien dies as a result of an auto accident.
- May 27, 1983** - Ed Johnston is promoted to general manager.
- June 9, 1984** - Penguins draft Mario Lemieux, Doug Bodger and Roger Belanger in the first round of Entry Draft, marking the only time in club history that Pittsburgh selected more than one player in the first round. It is also the only time the Penguins have chosen first overall.
- June 19, 1984** - Mario Lemieux signs a contract with the Penguins.
- February 12, 1985** - Mario Lemieux is named MVP in the NHL All-Star Game in Calgary after scoring two goals and one assist.
- April 7, 1985** - Mario Lemieux scores his 100th point to become the third rookie in NHL history to score 100 or more points in a season.
- June 12, 1985** - Mario Lemieux wins the Calder Memorial Trophy as the NHL's top rookie.
- May 26, 1986** - Mario Lemieux wins the Lester B. Pearson Award presented by the Players' Association to the Outstanding Player in the NHL.
- October 22, 1986** - Penguins defeat Buffalo, 5-4, in OT to extend their club record beginning of the season winning streak to seven games.
- January 30, 1987** - Civic Arena hosts its first AHL game since 1966 as Baltimore defeats She-Brooke, 4-3.
- May 11, 1987** - Penguins and Baltimore Skipjacks agree to terminate their working agreement.
- May 26, 1987** - Penguins and Muskegon Lumberjacks of IHL sign a working agreement.
- February 9, 1988** - Mario Lemieux is named MVP in NHL All-Star Game in St. Louis after scoring three goals, including the game winner in OT, and three assists.
- April 14, 1988** - Tony Esposito is hired by Penguins and assumes duties of vice-president and general manager.
- June 8, 1988** - Mario Lemieux wins the Art Ross Trophy as the NHL's leading scorer and Hart Memorial Trophy as the league's MVP, becoming the first Penguin to win either award.
- June 15, 1988** - Mario Lemieux wins the Lester B. Pearson Award for the second time in his career.
- December 31, 1988** - Mario Lemieux becomes the first player in NHL history to score a goal five ways in one game: at even strength, on the power-play, short-handed, on a penalty shot and into an empty net.
- April 25, 1989** - Mario Lemieux ties two NHL playoff records with five goals and eight points in one playoff game vs Philadelphia in the Penguins 10-7 win.
- June 7, 1989** - Mario Lemieux wins his second consecutive Art Ross Trophy as the league's top scorer with 199 points.



Running Your Own Business Is Hard Work.  
Doing Business With Your Bank Doesn't Have To Be.

At PNC Bank, we know how hard you work to make your business a success. That's why we make it as easy as possible to do business with us.

We're committed to doing whatever it takes to make sure business owners get the attention they deserve. We back up that commitment by putting experienced business bankers right in your neighborhood. Bankers who understand your business and who can make the decisions you need, when you need them.

You'll also find a complete line of financial services that can save you and your business time and money. From checking accounts, investment and payroll services and retirement plans to long and short term loans and equipment leasing.\* What's more, our list of financial services is constantly growing to add more of the products and services that you need.

So to find out how easy business banking can be, stop by your nearest PNC Bank office or call 1-800-342-2419.

**PNCBANK**

*Where Performance Counts*


\* Loans are subject to credit approval.  
Payroll services are provided by an independent service provider.

re-defining

protagonist / prototype

# Protective Service...

Collective  
Distribution  
Services, Inc.



Premier Provider of  
Protective Services

**pro • tag • o • nist** (pro-tag'-e-nist) *n.* Accepts antiquated service and does not want to reduce inventory costs or provide service that ultimately complements their product line

**Pro • tag • o • ras** (pro-tag'-er-as) First CDS driver of the 5th Century. Great philosopher as well

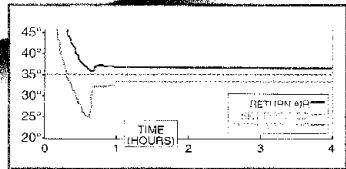
**pro • te • an** (pro-te-an) *adj.* To transport with care in the optimum equipment

**pro • tec • tive** (pro-tek'-tiv) *v.* 1. To provide a setpoint temperature accuracy of + or - (1) one degree 2. Delivering on time within any delivery window in the U.S. and Canada  
*See CDS illustration*

**pro • tec • tion** (pro-tek'-shun) *n.* A peace of mind by selecting CDS to transport your product  
*See CDS illustration*

**pro • tec • tor • ate** (pro-tek'-ter-ate) *n.* A sound relationship with a Motor Carrier such as CDS, serving exceptional manufacturers

We don't want to get hung up on semantics, but we do want you to understand the difference that CDS provides in Protective Service. Our commitment to providing the finest service available is evident throughout our entire organization. From our equipment through our personnel, we are striving daily to stay on the leading edge of the transportation industry. All trailers are equipped with Super II "Smart" Refrigeration Systems, offering heating and cooling service. If you are shipping specialty chemicals, coatings, polymers, or other products requiring setpoint temperature accuracy, we can maintain the integrity through transit to delivery. All systems provide a "data logger" that records an exact transit temperature history. This feature assures you of the highest degree of quality in your delivered product. CDS, a quality-conscious carrier investing in your needs for today and tomorrow.



To schedule United States and Canadian truckload service, call the CDS Corporate Center at: 1-800-441-3507.

**COLLECTIVE**



**DISTRIBUTION SERVICES, INC.**

THE QUALITY CONSCIOUS CARRIER

Corporate Center

2170 Washington Road • Canonsburg, PA 15317

Affiliated with CDS Lines, Inc. A Nationwide Truckload Carrier

© CDS Lines, Inc.

Prepared by Consolidated Color



**A Nice Place to  
Call Home.**

We are an international  
corporation, but  
Pittsburgh is our home.  
It has been our head-  
quarters city — the heart  
of our enterprise — since  
we began to make  
history here more than a  
century ago.

**USX**

Marathon Group  
U. S. Steel Group

# Quality Care Close to Home



**Physical Therapy**



**Hand Therapy**



**Return to Work**

*NovaCare, the nation's full-service provider of physical rehabilitation and occupational health services, is pleased to offer its clinically differentiated patient care services to your patients.*

- Physical Therapy
  - Hand Therapy
  - Aquatic Therapy
  - Work Injury Rehabilitation
  - Sports Medicine/  
Athletic Training
- Athletic Training Services for Professional, College and High School Athletes**

*Exclusive provider of rehabilitation for the*



*...and you!*

NovaCare operates more than 25 conveniently located patient care centers to serve the Greater Pittsburgh patient, referral, employer and managed care communities.

*For more information or for a location near you, call:*

**1-800-770-NOVA**

*Physical Therapy/Rehabilitation*



# NovaCare™

*Helping Make Life a Little Better.*

[www.novacare.com](http://www.novacare.com)

412-642-7777


24 hours a day!

# USING YOUR PHONE HAS NEVER BEEN THIS MUCH FUN!

CALL THE 7-ELEVEN/PENGUINS  
FAN PHONE WHEN YOU WANT...

- Game Reports
- Updated Statistics
- Ticket Information
- Coach & Player Interviews
- Community Relations Information
- Updates on the Cleveland Lumberjacks, College & Junior Prospects
- The Latest Information on Iceplex at Southpointe and Amateur Hockey
- Merchandise Information

...AND THE CHANCE TO  
WIN TERRIFIC PRIZES!



\$1.00  
OFF

OH THANK HEAVEN  
FOR 7-ELEVEN...

Get \$1.00 off when you buy  
a 7-Eleven phone card worth  
30 minutes or more!

This coupon good at participating stores • Expires April 30, 1999



# FOX

## SPORTS NEWS

**FOX SPORTS NEWS**  
**EVERY NIGHT AT 10**



© 1998 FOX Sports Pittsburgh. All Rights Reserved.

[www.foxsports.com](http://www.foxsports.com)





## Gateway Fasteners Inc.

Twenty years ago,  
Gateway Fasteners began as  
a threaded fastener supplier.  
Today, you can find all of the  
necessary coordinates for every  
one of your projects.

*One call to Gateway Fasteners  
will place your order and  
deliver it to you within 24 hours.  
And there is no minimum order.*

*For a complete list of  
products and services, call  
**(724) 327-7777***




Gateway Fasteners Inc. 5103 Old William Penn Highway • Export, PA 15632

# **WM**

**WASTE MANAGEMENT**

## **Let's Go Pens!**



**HAULING**  
**NORTH & EAST**  
**800-866-4460**

**LANDFILLS**  
**724/222-3272**

**HAULING**  
**SOUTH & WEST**  
**800-458-4090**

## THIS DATE IN HISTORY

- December 5, 1989** - Craig Patrick is named general manager/head coach replacing Tony Esposito and Gene Ubriaco.
- January 21, 1990** - Pittsburgh's Civic Arena plays host to the NHL All-Star Game for the first time and Penguins center Mario Lemieux wins the MVP award. Lemieux scores four goals on his way to his third All-Star MVP award.
- February 14, 1990** - Mario Lemieux's 46-game point scoring streak is halted at the New York Rangers as he leaves the game midway in the second period with a back injury. Lemieux would miss the next 21 games before returning for the final game of the year.
- June 12, 1990** - Bob Johnson is hired as the head coach and Scotty Bowman is named director of development and recruitment.
- December 22, 1990** - Paul Coffey records his 1,000th career NHL point at New York against the Islanders.
- March 26, 1991** - Penguins win their first division title, capturing the Patrick Division crown with a 7-4 win at Detroit.
- April 25, 1991** - With a 4-1 win vs. Washington, the Penguins win their first Patrick Division Playoff Championship.
- May 11, 1991** - The Penguins earn the right to play for their first Stanley Cup Championship, beating the Boston Bruins to capture their first Wales Conference Championship.
- May 25, 1991** - With an 8-0 victory over the Minnesota North Stars, the Penguins become Stanley Cup Champions for the first time in their 24-year history.
- June 24, 1991** - The Penguins visit the White House and meet President George Bush, becoming the first NHL team invited to the White House.
- August 29, 1991** - Penguins Head Coach Bob Johnson is diagnosed with brain tumors, and has emergency surgery that night.
- October 1, 1991** - Scott Bowman is named interim head coach.
- October 19, 1991** - Stanley Cup Championship Banners are raised to the Civic Arena in a pre-game ceremony.
- October 26, 1991** - In a game against the New York Islanders, Paul Coffey records his 1,053rd career point to become the NHL's All-Time leading scorer among defensemen, passing Denis Potvin.
- November 19, 1991** - The National Hockey League confirms Howard Baldwin, Morris Belzberg and Thomas Ruta as new Penguins ownership.
- November 26, 1991** - Bob Johnson passes away at his home in Colorado Springs, CO at the age of 60.
- January 18, 1992** - Pittsburgh has a record five players in the NHL All-Star Game at Philadelphia. Mario Lemieux, Kevin Stevens, Jaromir Jagr and Paul Coffey are named to the starting Wales Conference lineup while Bryan Trottier is added to the team in the veterans category.
- January 30, 1992** - Craig Patrick is signed to a five-year contract as general manager and executive vice-president.
- March 24, 1992** - Mario Lemieux records his 1,000th career NHL point at Detroit in only his 513th career game, becoming the second fastest player to record 1,000 points in NHL history.
- April 1, 1992** - NHL players go on strike.
- April 10, 1992** - NHL players' strike ends.
- April 12, 1992** - NHL games resume after the conclusion of the players' strike.
- May 13, 1992** - Penguins defeat the New York Rangers in six games to capture the Patrick Division Playoff Title.
- May 23, 1992** - Penguins defeat the Boston Bruins in four games to win the Wales Conference Championship for the second consecutive season.
- June 1, 1992** - Penguins defeat the Chicago Blackhawks in four games to win back-to-back Stanley Cup Championships.
- June 12, 1992** - Penguins unveil new team logo at a press conference.
- June 23, 1992** - Bob Johnson, Rick Kehoe and Jean Pronovost are named charter members of the Penguins Hall of Fame.
- October 5, 1992** - Mario Lemieux signs a multi-year contract.
- October 8, 1992** - Stanley Cup Banners are raised in a pre-game ceremony at the Civic Arena.
- October 22, 1992** - Formal inductions of the Charter members of the Penguins Hall of Fame are held in a pre-game ceremony.
- January 12, 1993** - The Penguins announce that Mario Lemieux has been diagnosed with Hodgkin's disease.
- March 2, 1993** - Mario Lemieux returns to the Penguins lineup in Philadelphia after missing the previous 23 games.
- March 28, 1993** - The Penguins win their second Patrick Division Title with a 4-1 victory at Washington.
- April 3, 1993** - Penguins win their first President's Trophy as the NHL's best team with a 5-3 win at Quebec.
- April 9, 1993** - Penguins set an NHL record for the longest winning streak in NHL history, with their 16th consecutive win, a 10-4 victory at the New York Rangers. The Penguins extend the record to 17 games with a 4-2 win vs. the Rangers on April 10.
- June 15, 1993** - Jack Kelley named Penguins president.
- June 17, 1993** - Mario Lemieux wins the Hart Memorial Trophy, the Art Ross Trophy, the Masterton Trophy and the Lester B. Pearson Award.
- June 17, 1993** - Mario Lemieux is named to the NHL First All-Star Team, while Tom Barrasso, Larry Murphy and Kevin Stevens are named to the NHL's Second All-Star Team.
- June 29, 1993** - The Penguins and the Russian Central Army Team announce a working agreement.
- October 28, 1993** - Ron Francis records his 1,000th career NHL point against Quebec.
- March 30, 1994** - Syl Apps is named to the Penguins Hall of Fame.
- April 11, 1994** - The Penguins win their first Northeast Division Title, with a 4-0 win at Ottawa.
- May 4, 1994** - The Penguins announce plans to build a practice and training facility located in the Southpointe development project in Washington County.

- June 29, 1994** - Penguins announce an advisory board to consist of former Connecticut Governor Lowell P. Wiecker, Jr., actor Michael Keaton, KBL General Manager Bill Craig, Pittsburgh Attorney Paul Martha, and businessmen Mike Farrell, Tony Liberati, Bernard S. Mars and Bruce Robbins.
- August 29, 1994** - Mario Lemieux announces that he will take a one year medical leave of absence.
- September 30, 1994** - The NHL announces the postponement of the opening of the 1994-95 season.
- January 11, 1995** - The NHL and the NHL Players' Association reach an agreement on a collective bargaining agreement.
- January 20, 1995** - The 1994-95 season begins.
- February 4, 1995** - The Penguins defeat Tampa Bay, 6-3, to tie a club record with their seventh consecutive victory from the start of the season.
- February 7, 1995** - Joe Mullen records his 1,000th career point against the Florida Panthers, to become the first American-born player to record 1,000 or more points.
- February 16, 1995** - The Penguins defeat the Hartford Whalers, 5-2, to extend their club record start of the season unbeaten streak to 13 games (12-0-1).
- April 5, 1995** - Syl Apps formally inducted into the Penguins Hall of Fame.
- May 3, 1995** - Jaromir Jagr records one assist against Florida, to win the 1994-95 NHL scoring title.
- May 3, 1995** - Ron Francis wins the NHL's plus/minus award with a plus 30 rating.
- May 20, 1995** - ICEOPLEX at Southpointe opens to the public.
- July 6, 1995** - Jaromir Jagr named to the NHL First All-Star Team and Larry Murphy selected to the NHL Second All-Star Team.
- Oct. 26, 1995** - Mario Lemieux scores his 500th career goal at the New York Islanders at 17:12 of the third period against Tommy Soderstrom.
- April 26, 1996** - Dave Burrows and Edward J. DeBartolo are named to the Penguins Hall of Fame.
- June 19, 1996** - Mario Lemieux wins his third Hart Trophy as the NHL's most valuable player and is also awarded the Lester B. Pearson Trophy for the third time.
- June 27, 1996** - Craig Patrick signs a new five-year contract as the team's executive vice president and general manager.
- June 27, 1996** - Elaine Heufelder is named to the Penguins Hall of Fame.
- November 30, 1996** - Mario Lemieux becomes the ninth player in NHL history to record 1,400 points and Ron Francis becomes the ninth player to reach 900 assists vs. the Boston Bruins.
- December 28, 1996** - Ron Francis records his 1,300th career point vs. the Buffalo Sabres.
- January 4, 1997** - Jaromir Jagr records his 600th career point.
- January 15, 1997** - Patrick Lalime sets the NHL record for best start by a rookie goaltender from the beginning of his career with a 3-0 win at Hartford. The win boosted his record to 13-0-2.
- January 21, 1997** - Patrick Lalime sets the Penguins record for longest unbeaten streak with a 4-2 win vs. Calgary, running his record to 14-0-2.
- January 26, 1997** - Mario Lemieux scores four goals in one period at Montreal, becoming the 11th player to accomplish the feat.
- February 4, 1997** - Mario Lemieux scores his 600th goal vs. the Vancouver Canucks, becoming just the seventh player to reach the mark.
- February 22, 1997** - Mario Lemieux moves past Stan Mikita for sixth place on the NHL scoring list.
- March 3, 1997** - Craig Patrick takes over head coaching duties and Eddie Johnston is named assistant general manager.
- March 14, 1997** - Joe Mullen scores his 500th career goal in a game against Colorado, becoming the first U.S.-born player to score 500.
- March 20, 1997** - Patrick Lalime records his 20th win of the season, becoming the first Penguin rookie goaltender to reach 20 wins since the 1967-68 campaign when Les Binkley recorded 20.
- March 29, 1997** - Ron Francis scores his 400th career goal vs. the Los Angeles Kings, making the Penguins the first team to have players record their 400th, 500th and 600th goals in the same season.
- April 3, 1997** - Mario Lemieux passes Bobby Hull for sixth place on the career goals list with his 611th vs. Hartford.
- April 26, 1997** - Mario Lemieux plays his last game, a 6-3 playoff loss in Philadelphia.
- May 8, 1997** - Roger Marino officially joins the Penguins ownership group.
- May 13, 1997** - In a formal ceremony, Mayor Tom Murphy renames Auditorium Place, the street encircling the Civic Arena, Mario Lemieux Place. The Civic Arena's address becomes 66 Mario Lemieux Place.
- June 12, 1997** - Kevin Constantine is introduced as the Penguins new head coach.
- October 19, 1998** - Tom Barrasso records his 300th career win in a 4-1 win at Florida, becoming the first American-born goaltender to record 300 wins.
- November 19, 1997** - Mario Lemieux's number 66 is retired and raised to the Civic Arena rafters in a pre-game ceremony before a standing room only crowd of 17,145.
- January 29, 1998** - Ron Francis records his 1,400th career point, becoming the 11th player to reach the mark.
- March 7, 1998** - Ken Wregget records his 200th NHL win in a 6-4 win vs. Philadelphia.
- March 21, 1998** - Ron Francis becomes the seventh player to record his 1,000th career assist, and the Penguins become the 10th NHL team to reach the 1,000 win plateau with a 4-3 win over the Philadelphia Flyers.
- March 29, 1998** - Ron Francis passes Bryan Trottier and moves into ninth place on the NHL all-time scoring list with his 1,426th career point.
- April 15, 1998** - Jaromir Jagr records his 300th career goal vs. Tampa Bay. The Penguins clinch their third Northeast Division Championship (fifth division championship overall) with a 5-1 win over the Lightning.
- April 19, 1998** - Jaromir Jagr collects his second NHL scoring title with 102 points (35+67).

## HONORS AND AWARDS

### PROFESSIONAL HOCKEY HALL OF FAME INDUCTEES

Red Kelly (1969)  
Tim Horton (1977)  
Andy Bathgate (1978)  
Leo Boivin (1986)  
William "Scotty" Bowman (1991)  
Bob Johnson (1992)  
Mario Lemieux (1997)  
Bryan Trottier (1997)

### US HOCKEY HALL OF FAME

Bob Paradise (1989)  
Bob Johnson (1991)  
Jack Kelley (1993)  
Craig Patrick (1996)  
Joe Mullen (1998)

### ART ROSS TROPHY

Mario Lemieux (1988, 1989,  
1992, 1993, 1996, 1997)  
Jaromir Jagr (1995, 1998)

### HART MEMORIAL TROPHY

Mario Lemieux (1988, 1993, 1996)

### LADY BYNG TROPHY

Rick Kehoe (1981)  
Ron Francis (1995, 1998)

### CONN SMYTHE TROPHY

Mario Lemieux (1991, 1992)

### CALDER MEMORIAL TROPHY

Mario Lemieux (1985)

### JAMES NORRIS TROPHY

Randy Carlyle (1981)

### FRANK SELKE TROPHY

Ron Francis (1995)

### BILL MASTERTON TROPHY

Lowell MacDonald (1973)  
Mario Lemieux (1993)

### LESTER B. PEARSON AWARD

Mario Lemieux (1986, 1988, 1993, 1996)

## NATIONAL HOCKEY LEAGUE SPONSORED AWARDS

### DODGE PERFORMER OF THE YEAR

Mario Lemieux (1988, 1989)

### DODGE PERFORMANCE OF THE YEAR

Mario Lemieux (1988)

### PRO SET NHL PLAYER OF THE YEAR

Mario Lemieux (1992)

### NHL PLUS/MINUS LEADER

Mario Lemieux (1993)  
Ron Francis (1995)

### DODGE RAM TOUGH AWARD

Mario Lemieux (1989)

### NATIONAL HOCKEY LEAGUE

#### FIRST TEAM ALL STAR

Randy Carlyle - D (1981)  
Mario Lemieux - C (1988, 1989, 1993, 1996, 1997)  
Paul Coffey - D (1989)  
Kevin Stevens - LW (1992)  
Jaromir Jagr - RW (1995, 1996, 1998)

### NATIONAL HOCKEY LEAGUE

#### SECOND TEAM ALL STAR

Mario Lemieux - C (1986, 1987, 1992)  
Paul Coffey - D (1990)  
Kevin Stevens - LW (1991, 1993)  
Tom Barrasso - G (1993)  
Larry Murphy - D (1993, 1995)

### NATIONAL HOCKEY LEAGUE

#### ALL-ROOKIE TEAM

Mario Lemieux - C (1985)  
Warren Young - LW (1985)  
Zarley Zalapski - D (1989)  
Jaromir Jagr - RW (1991)  
Patrick Lalime - G (1997)

### 100 POINT CLUB

Pierre Larouche (1975-76)  
Jean Pronovost (1975-76)  
Mario Lemieux (1984-85, 1985-86, 1986-87,  
1987-88, 1988-89, 1989-90, 1991-92, 1992-93,  
1995-96, 1996-97)  
Rob Brown (1988-89)  
Paul Coffey (1988-89, 1989-90)  
Mark Recchi (1990-91)  
Kevin Stevens (1991-92, 1992-93)  
Rick Tocchet (1992-93)  
Ron Francis (1992-93, 1995-96)  
Jaromir Jagr (1995-96, 1997-98)

### PENGUINS BANNER YEARS

1990-91 Patrick Division Champions  
1990-91 Patrick Division Playoff Champions  
1990-91 Wales Conference Champions  
1990-91 Stanley Cup Champions  
1991-92 Patrick Division Playoff Champions  
1991-92 Wales Conference Champions  
1991-92 Stanley Cup Champions  
1992-93 NHL Regular Season Champions  
1992-93 Patrick Division Champions  
1993-94 Northeast Division Champions  
1995-96 Northeast Division Champions  
1997-98 Northeast Division Champions

### PENGUINS RETIRED NUMBERS

#21 - Michel Briere  
#66 - Mario Lemieux

### PENGUINS HALL OF FAME INDUCTEES

Jean Pronovost (1992)  
Rick Kehoe (1992)  
Bob Johnson (1992)  
Syl Apps (1994)  
Dave Burrows (1996)  
Edward J. DeBartolo (1996)  
Elaine Heufelder (1996)

# PENGUINS IN THE NHL ALL-STAR GAME

SEASON	TEAM	SITE	PLAYER	G #MIN	A	PTS #GA
1997-98	World	Vancouver	Jaromir Jagr	1	0	1
1996-97	Eastern	San Jose	Mario Lemieux*	2	1	3
	Eastern	San Jose	Kevin Hatcher	0	0	0
	Eastern	San Jose	Jaromir Jagr‡	—	—	—
1995-96	Eastern	Boston	Mario Lemieux*	0	2	2
	Eastern	Boston	Jaromir Jagr*	1	0	1
	Eastern	Boston	Rori Francis	0	1	1
1994-95	NO ALL-STAR GAME HELD					
1993-94	Eastern	New York (MSG)	Jaromir Jagr‡	—	—	—
	Eastern	New York (MSG)	Lary Murphy	0	0	0
	Eastern	New York (MSG)	Joe Mullen	1	1	2
1992-93	Wales	Montreal	Mario Lemieux‡	—	—	—
	Wales	Montreal	Kevin Stevens*	1	2	3
	Wales	Montreal	Jaromir Jagr	1	1	2
	Wales	Montreal	Rick Tocchet‡	2	0	2
1991-92	Wales	Philadelphia	Mario Lemieux*	0	1	1
	Wales	Philadelphia	Paul Coffey*	0	0	0
	Wales	Philadelphia	Kevin Stevens*	1	0	1
	Wales	Philadelphia	Jaromir Jagr*	0	1	1
	Wales	Philadelphia	Bryan Trottier	1	0	1
1990-91	Wales	Chicago	Paul Coffey*	0	0	0
	Wales	Chicago	John Cullen	0	1	1
	Wales	Chicago	Mark Recchi	0	0	0
	Wales	Chicago	Kevin Stevens	1	0	1
1989-90	Wales	Pittsburgh	Paul Coffey	0	2	2
	Wales	Pittsburgh	Mario Lemieux* (MVP)	4	0	4
1988-89	Wales	Edmonton	Rob Brown	0	0	0
	Wales	Edmonton	Paul Coffey*	0	0	0
	Wales	Edmonton	Mario Lemieux*	1	1	2
1987-88	Wales	St. Louis	Paul Coffey*	0	0	0
	Wales	St. Louis	Mario Lemieux* (A.V.P.)	3	3	6
1986-87	NHL ALL-STARS	Quebec	Mario Lemieux* (2 Games)	0	3	3
1985-86	Wales	Hartford	Mario Lemieux*	0	0	0
1984-85	Wales	Calgary	Mario Lemieux* (A.V.P.)	2	1	3
1983-84	Wales	New Jersey	Mike Bullard	0	0	0
1982-83	Wales	Long Island	Rick Kehoe	0	0	0
1981-82	Wales	Washington	Randy Carlyle	0	1	1
	Wales	Washington	Michele Dion #	30	0	2
1980-81	Wales	Los Angeles	Randy Carlyle	0	0	0
	Wales	Los Angeles	Rick Kehoe	0	1	1
1979-80	Wales	Detroit	Ron Stackhouse	1	0	1
1978-79	NHL ALL-STARS	New York (MSG)	NO PENGUINS SELECTED			
1977-78	Wales	Buffalo	Jean Pronovost	0	0	0
1976-77	Wales	Manicougan	Jean Pronovost	0	0	0
	Wales	Philadelphia	Dave Burrows	0	0	0
	Wales	Philadelphia	Pierre Larouche	0	0	0
	Wales	Philadelphia	Jean Pronovost	0	0	0
1974-75	Wales	Montreal	Syl Apps (MVP)	2	0	2
	Wales	Montreal	Jean Pronovost	0	0	0
1973-74	Western	Chicago	Dave Burrows	0	0	0
	Western	Chicago	Lowell MacDonald	1	1	2
	Western	Chicago	A. McDonough	0	1	1
1972-73	Western	New York (MSG)	Lowell MacDonald	0	1	1
	Western	New York (MSG)	Greg Polis (MVP)	2	0	2
1971-72	Western	Bloomington	Greg Polis	0	0	0
1970-71	Western	Boston	Greg Polis	0	0	0
1969-70	Western	St. Louis	Dean Prentice	1	0	1
	Western	St. Louis	Bob Wozniak	0	1	1
1968-69	Western	Montreal	Ken Schinkel	0	0	0
1967-68	NHL ALL-STARS	Toronto	Ken Schinkel	0	0	0

\* Voted to the starting lineup (Fan Balloting began in the 1985-86 season)

‡ Voted to the starting lineup, but missed the game due to injury

# Named to replace Mario Lemieux

## PENGUINS ALL-STAR FACTS

### MOST APPEARANCES IN AN ALL-STAR GAME

Mario Lemieux (8)  
Paul Coffey (5)  
Jaromir Jagr (4)  
Jean Pronovost (3)

### MOST CAREER POINTS IN ALL-STAR GAMES

Mario Lemieux (11-9-20)  
Kevin Stevens (3-2-5)  
Jaromir Jagr (3-2-5)  
Lowell MacDonald (1-2-3)

### MOST PENGUINS IN ONE ALL-STAR GAME

5-1992  
4-1993  
4-1991

### TEAM WITH MOST ALL-STAR GAME MVP'S

Pittsburgh-5  
Toronto-4  
Montreal-3  
NY Rangers-3

# 1967-68 PENGUINS SEASON REVIEW

## (27-34-13) Finished 5th in West Division

### Season Highlights

- Andy Bathgate scores the first franchise goal on Oct. 11 vs. Montreal.
- Pens record first victory on Oct. 13 at St. Louis, 3-1.
- Pens record first home victory Oct. 21 in a 4-2 win over Chicago to become the first expansion team to beat an established NHL team.
- Les Binkley records first Penguins shutout Nov. 4 at Oakland, 1-0.
- Ken Schinkel represents Penguins on NHL All-Star Team.
- Penguins win four games in a row March 26 to March 31.

### Major Trades

**June 6, 1967** - Obtained Paul Andrea, Dunc McCallum and George Konik from New York Rangers for Larry Jeffrey.

**Feb. 27, 1968** - Obtained Wayne Hicks from Philadelphia for Art Stratton.

### Final Statistics

#### SCORING

PLAYERS	GP	G	A	PTS	PIM
Andy Bathgate	74	20	39	59	55
Ab McDonald	74	22	21	43	38
Art Stratton	70	16	25	41	20
Ken Schinkel	57	14	25	39	19
Earl Ingarfield	50	15	22	37	12
Val Foteyne	69	6	28	34	0
Gene Ubriaco	65	18	15	33	16
Noel Price	70	6	27	33	48
Paul Andrea	65	11	21	32	2
Billy Dea	73	16	12	28	6
Keith McCreary	70	14	12	26	44
Leo Boivin	73	9	13	22	74
Wayne Hicks	47	6	14	20	8
Bob Dillabough	47	7	12	19	18
Bob Rivard	27	5	12	17	4
Bill Speer	68	3	13	16	44
George Konik	52	7	8	15	26
Al MacNeil	74	2	10	12	58
Dunc McCallum	32	0	2	2	36
Dick Mattiussi	32	0	2	2	18
Mel Pearson	2	0	1	1	0
Ted Lanyon	5	0	0	0	4
Hank Bassen	25	0	0	0	8
Les Binkley	54	0	0	0	0

#### GOALTENDING

PLAYERS (W-L-T)	GP	MP	GA	SO	GAA
Les Binkley (20-24-10)	54	3141	151	6	2.88
Hank Bassen (7-10-3)	25	1299	62	1	2.86
<b>TOTALS (27-34-13)</b>	<b>74</b>	<b>4440</b>	<b>216</b>	<b>7</b>	<b>2.92</b>

### Game-by-Game Results

DATE	W-L-T	SCORE	OPPONENT
Oct. 11	L	1-2	MONTREAL
Oct. 13	W	3-1	St. Louis
Oct. 14	L	2-4	ST. LOUIS
Oct. 18	T	3-3	MINNESOTA
Oct. 19	L	0-1	Philadelphia
Oct. 21	W	4-2	CHICAGO
Oct. 22	L	4-6	New York
Oct. 25	W	4-1	OAKLAND
Oct. 28	L	3-5	LOS ANGELES
Oct. 29	L	2-4	Boston
Nov. 1	W	4-1	Minnesota
Nov. 4	W	1-0	Oakland
Nov. 8	T	1-1	PHILADELPHIA
Nov. 9	L	1-5	Detroit
Nov. 11	L	1-5	ST. LOUIS
Nov. 15	W	5-0	PHILADELPHIA
Nov. 18	W	5-3	St. Louis
Nov. 22	W	4-1	BOSTON
Nov. 24	L	3-5	Los Angeles
Nov. 25	T	2-2	Oakland
Nov. 29	W	6-1	OAKLAND
Dec. 2	L	1-4	NEW YORK
Dec. 3	L	1-6	Detroit
Dec. 6	L	2-7	Chicago
Dec. 9	W	3-2	Minnesota
Dec. 10	L	4-7	MINNESOTA
Dec. 13	W	2-1	Toronto
Dec. 16	T	1-1	CHICAGO
Dec. 17	L	1-2	Philadelphia
Dec. 21	L	1-4	Los Angeles
Dec. 23	W	4-0	MINNESOTA
Dec. 25	W	4-3	LOS ANGELES
Dec. 27	T	0-0	OAKLAND
Dec. 29	L	1-2	St. Louis
Dec. 30	L	2-5	DETROIT
Jan. 4	W	4-3	LOS ANGELES
Jan. 6	T	2-2	PHILADELPHIA
Jan. 7	L	1-3	Philadelphia
Jan. 10	L	3-4	MONTREAL
Jan. 12	W	4-3	TORONTO
Jan. 13	L	0-7	Toronto
Jan. 17	T	1-1	Oakland
Jan. 18	L	2-3	Los Angeles
Jan. 20	W	8-5	DETROIT
Jan. 21	L	3-4	Minnesota
Jan. 27	L	3-5	LOS ANGELES
Jan. 28	W	1-0	Boston
Jan. 31	L	4-9	St. Louis
Feb. 1	W	2-0	ST. LOUIS
Feb. 3	T	3-3	TORONTO
Feb. 7	W	4-1	Oakland
Feb. 8	L	1-3	Los Angeles
Feb. 10	T	2-2	NEW YORK
Feb. 14	W	6-3	MINNESOTA
Feb. 16	L	1-3	ST. LOUIS
Feb. 17	L	3-4	Montreal
Feb. 21	T	1-1	PHILADELPHIA
Feb. 24	L	1-3	OAKLAND
Feb. 25	W	2-1	Philadelphia
Feb. 27	L	3-5	BOSTON
Mar. 2	T	6-6	OAKLAND
Mar. 6	L	2-4	St. Louis
Mar. 7	T	2-2	Minnesota
Mar. 9	W	3-1	LOS ANGELES
Mar. 13	L	3-4	Chicago
Mar. 16	L	4-6	Montreal
Mar. 17	L	0-3	New York
Mar. 20	W	4-2	ST. LOUIS
Mar. 23	L	0-3	Minnesota
Mar. 24	T	4-4	MINNESOTA
Mar. 26	W	2-1	Los Angeles
Mar. 27	W	7-4	Oakland
Mar. 30	W	2-0	Philadelphia
Mar. 31	W	5-1	PHILADELPHIA

# 1968-69 PENGUINS SEASON REVIEW

## (20-45-11) Finished 4th in West Division

### Season Highlights

- Penguins record first win ever at Montreal on Jan. 2, 5-2.
- Ken Schinkel named to Western Division All-Star Team.
- Keith McCreary scores 25 goals to lead the Penguins.

### Major Trades

**June 11, 1968** - Obtained Lou Angotti from St. Louis for Ab McDonald.

**Nov. 29, 1968** - Obtained Billy Harris from Oakland for Bob Dillabough.

**Jan. 24, 1969** - Obtained Duane Rupp from Minnesota for Leo Boivin.

**Jan. 30, 1969** - Obtained George Swarbrick, Bryan Watson and Tracy Pratt from Oakland for Earl Ingarfield, Dick Matussi and Gene Ubriaco.

### Final Statistics

#### SCORING

PLAYERS	GP	G	A	PTS	PIM
Ken Schinkel	76	18	34	52	18
Charlie Burns	76	13	38	51	22
Keith McCreary	70	25	23	48	42
Earl Ingarfield	66	16	30	46	12
Jean Pronovost	76	16	25	41	41
Gene Ubriaco	75	19	18	37	28
Lou Angotti	71	17	20	37	36
Val Fonteyne	74	12	17	29	2
Wally Boyer	62	10	19	29	17
Bob Woytovich	71	9	20	29	62
Leo Boivin	69	6	19	25	42
Billy Harris	73	7	17	24	10
George Swarbrick	69	4	19	23	103
Noel Price	73	2	18	20	61
Bob Dillabough	62	7	12	19	6
Billy Dea	66	10	8	18	4
Dunc McCallum	62	5	13	18	81
Duane Rupp	59	5	11	16	32
Paul Andrea	25	7	6	13	2
Dick Matussi	36	1	11	12	30
Bryan Watson	68	2	7	9	132
Bill Speer	34	1	4	5	27
Tracy Pratt	18	0	5	5	34
Ron Snell	4	3	1	4	6
Doug Barrie	8	1	1	2	8
Gary Swain	9	1	1	2	0
John Arbour	17	0	2	2	35
Jean Guy Legace	17	0	1	1	14
Bill Lecaïne	4	0	0	0	0
Joe Daley	29	0	0	0	2
Les Binkley	50	0	0	0	0
Marv Edwards	1	0	0	0	0

#### GOALTENDING

PLAYERS (W-L-T)	GP	MP	GA	SO	GAA
Joe Daley (10-13-3)	29	1615	87	2	3.23
Les Binkley (10-31-8)	50	2885	158	0	3.29
Marv Edwards (0-1-0)	1	60	3	0	3.00
<b>TOTALS (20-45-11)</b>	<b>80</b>	<b>4560</b>	<b>252</b>	<b>2</b>	<b>3.17</b>

### Game-by-Game Results

DATE	W-L-T	SCORE	OPPONENT
Oct. 12	T	1-1	MONTREAL
Oct. 16	T	2-2	Toronto
Oct. 17	L	0-3	Philadelphia
Oct. 19	L	1-5	BOSTON
Oct. 23	L	5-8	CHICAGO
Oct. 26	W	4-2	ST. LOUIS
Oct. 30	L	3-7	New York
Nov. 2	L	2-3	Los Angeles
Nov. 3	W	3-1	Oakland
Nov. 6	L	1-3	ST. LOUIS
Nov. 7	L	4-5	Montreal
Nov. 9	L	0-3	PHILADELPHIA
Nov. 13	L	5-6	Chicago
Nov. 14	L	4-6	CHICAGO
Nov. 16	L	1-2	NEW YORK
Nov. 20	L	2-5	Toronto
Nov. 21	W	3-1	OAKLAND
Nov. 23	T	2-2	LOS ANGELES
Nov. 27	T	3-3	TORONTO
Nov. 28	W	3-2	Chicago
Nov. 30	W	4-2	Los Angeles
Dec. 1	T	4-4	Oakland
Dec. 4	L	2-7	DETROIT
Dec. 7	T	1-1	St. Louis
Dec. 8	L	1-4	TORONTO
Dec. 11	W	4-2	Minnesota
Dec. 14	L	1-2	LOS ANGELES
Dec. 15	L	3-5	Boston
Dec. 17	L	2-8	Philadelphia
Dec. 21	L	1-3	MINNESOTA
Dec. 22	L	1-3	Chicago
Dec. 25	W	6-3	DETROIT
Dec. 26	L	2-3	St. Louis
Dec. 28	L	3-4	OAKLAND
Dec. 31	L	3-4	MONTREAL
Jan. 2	W	5-2	Montreal
Jan. 4	T	1-1	PHILADELPHIA
Jan. 5	L	1-2	Detroit
Jan. 9	W	7-2	MINNESOTA
Jan. 11	L	2-4	OAKLAND
Jan. 12	L	4-8	Boston
Jan. 15	W	3-1	Minnesota
Jan. 16	L	2-3	Detroit
Jan. 18	L	0-4	Los Angeles
Jan. 19	L	3-6	Oakland
Jan. 23	L	1-3	MINNESOTA
Jan. 25	L	0-2	TORONTO
Jan. 26	L	3-5	Philadelphia
Jan. 29	L	1-2	ST. LOUIS
Feb. 1	T	2-2	PHILADELPHIA
Feb. 2	L	3-7	New York
Feb. 5	W	3-2	NEW YORK
Feb. 8	L	2-4	LOS ANGELES
Feb. 9	L	1-3	Minnesota
Feb. 12	L	0-2	St. Louis
Feb. 15	T	4-4	OAKLAND
Feb. 16	L	0-4	MONTREAL
Feb. 19	W	3-0	BOSTON
Feb. 20	L	0-3	Detroit
Feb. 22	W	3-2	DETROIT
Feb. 27	W	4-3	CHICAGO
Mar. 1	T	3-3	Toronto
Mar. 2	L	0-4	Boston
Mar. 5	W	4-2	ST. LOUIS
Mar. 8	L	3-5	NEW YORK
Mar. 12	L	3-4	New York
Mar. 15	L	1-3	Los Angeles
Mar. 16	L	2-7	Oakland
Mar. 19	L	2-3	BOSTON
Mar. 20	L	3-5	Montreal
Mar. 22	W	2-1	St. Louis
Mar. 23	W	5-0	MINNESOTA
Mar. 25	W	3-1	Minnesota
Mar. 26	W	8-4	LOS ANGELES
Mar. 29	T	3-3	Philadelphia
Mar. 30	W	2-1	PHILADELPHIA



# 1969-70 PENGUINS SEASON REVIEW

(26-38-12) Finished 2nd in West Division

## Season Highlights

- Leonard "Red" Kelly is named Penguins coach on July 2.
- Bob Woytowich and Dean Prentice are named to Western Division All-Star Team.
- Dean Prentice leads Penguins in scoring with 26-25-51.
- Penguins make playoffs for the first time, sweeping Oakland, 4-0, in the Quarterfinals, before losing to St. Louis, 4-2, in the Semifinals.
- Red Kelly is named Hockey News "Coach of the Year."

## Major Trades

**June 6, 1969** - Obtained Ron Schock and Craig Cameron from St. Louis for Lou Angotti and a first round choice in the 1971 Amateur Draft.

**Oct. 28, 1969** - Obtained Mike McMahon from Detroit for Billy Dea.

## Final Statistics

### SCORING

Players	GP	G	A	PTS	PIM
Dean Prentice	75	26	25	51	14
Ken Schinkel	72	20	25	45	19
Michel Briere	76	12	32	44	20
Jean Pronovost	72	20	21	41	45
Bob Woytowich	68	8	25	33	49
Bryan Hextall	66	12	19	31	87
Ron Schock	76	8	21	29	40
Keith McCreary	60	18	8	26	67
Glen Sather	76	12	14	26	114
Val Fonteyne	68	11	15	26	2
Wally Boyer	72	11	12	23	34
Nick Harbaruk	74	5	17	22	56
Jim Morrison	59	5	15	20	40
Duané Rupp	64	2	14	16	18
Tracy Pratt	65	5	7	12	124
Bob Blackburn	60	4	7	11	51
Bryan Watson	61	1	9	10	189
Mike McMahon	12	1	3	4	19
Rick Kessell	8	1	2	3	2
Ron Snell	3	0	1	1	0
George Swarbrick	12	0	1	1	8
Les Binkley	27	0	0	0	0
Dunc McCallum	14	0	0	0	16
Al Smith	46	0	0	0	20
Bench					4

### GOALTENDING

Players (W-L-T)	GP	MP	GA	SO	GAA
Joe Daley (1-5-3)	9	528	26	0	2.95
Al Smith (15-20-8)	36	2555	129	2	3.03
Les Binkley (10-13-1)	27	1477	79	3	3.21
<b>TOTALS (26-38-12)</b>	<b>76</b>	<b>4560</b>	<b>234</b>	<b>5</b>	<b>3.13</b>

## Game-by-Game Results

DATE	W-L-T	SCORE	OPPONENT
Oct. 11	T	2-2	OAKLAND
Oct. 16	T	3-3	PHILADELPHIA
Oct. 18	T	3-3	BOSTON
Oct. 19	L	0-4	Boston
Oct. 21	L	3-4	Oakland
Oct. 22	L	0-2	Los Angeles
Oct. 25	W	4-1	Minnesota
Oct. 29	L	1-3	NEW YORK
Nov. 1	W	6-3	MINNESOTA
Nov. 2	L	3-4	Detroit
Nov. 5	L	2-4	DETROIT
Nov. 8	L	1-4	CHICAGO
Nov. 12	W	3-0	Toronto
Nov. 13	L	0-4	St. Louis
Nov. 15	W	3-1	LOS ANGELES
Nov. 19	L	0-4	ST. LOUIS
Nov. 22	W	5-3	PHILADELPHIA
Nov. 23	L	2-3	Chicago
Nov. 26	T	4-4	Minnesota
Nov. 29	W	5-3	OAKLAND
Nov. 30	T	3-3	Philadelphia
Dec. 3	W	2-1	DETROIT
Dec. 6	L	0-5	Toronto
Dec. 7	W	3-2	TORONTO
Dec. 10	W	2-0	Los Angeles
Dec. 12	L	1-4	Oakland
Dec. 14	L	1-2	Boston
Dec. 17	L	2-5	MONTREAL
Dec. 20	L	4-6	BOSTON
Dec. 21	L	0-4	Philadelphia
Dec. 26	W	3-2	New York
Dec. 27	L	0-3	CHICAGO
Dec. 31	W	4-2	MONTREAL
Jan. 3	L	0-6	St. Louis
Jan. 4	T	4-4	TORONTO
Jan. 7	L	3-5	NEW YORK
Jan. 8	L	1-3	Montreal
Jan. 10	L	3-5	DETROIT
Jan. 14	L	0-5	Chicago
Jan. 17	L	0-4	Toronto
Jan. 18	W	6-4	Philadelphia
Jan. 21	T	3-3	OAKLAND
Jan. 24	W	4-2	LOS ANGELES
Jan. 25	L	1-3	Boston
Jan. 28	T	4-4	TORONTO
Jan. 31	W	2-1	ST. LOUIS
Feb. 1	L	0-6	New York
Feb. 4	W	7-5	Minnesota
Feb. 7	W	3-1	LOS ANGELES
Feb. 8	W	6-3	MINNESOTA
Feb. 11	L	1-7	Chicago
Feb. 14	L	0-3	BOSTON
Feb. 15	W	4-2	Detroit
Feb. 17	W	4-2	PHILADELPHIA
Feb. 19	W	6-1	Los Angeles
Feb. 21	L	3-6	Oakland
Feb. 25	L	2-3	Montreal
Feb. 26	W	1-0	LOS ANGELES
Feb. 28	W	3-2	OAKLAND
Mar. 4	W	2-1	MONTREAL
Mar. 5	L	3-5	Detroit
Mar. 7	T	2-2	ST. LOUIS
Mar. 8	T	0-0	New York
Mar. 11	T	2-2	Oakland
Mar. 12	L	1-4	Los Angeles
Mar. 14	L	3-6	Minnesota
Mar. 18	L	0-2	NEW YORK
Mar. 19	L	1-3	St. Louis
Mar. 21	L	4-5	CHICAGO
Mar. 22	L	4-5	Montreal
Mar. 25	W	2-0	MINNESOTA
Mar. 28	W	2-1	Philadelphia
Mar. 29	T	5-5	ST. LOUIS
Apr. 1	W	4-1	PHILADELPHIA
Apr. 4	L	1-3	St. Louis
Apr. 5	L	1-5	MINNESOTA

# 1970-71 PENGUINS SEASON REVIEW

## (21-37-20) Finished 6th in West Division

### Season Highlights

- Penguins suffer through an 18-game (0-11-7) road winless streak from Oct. 25 through Jan. 14
- Penguins reel off a seven-game home winning streak from Jan. 13 through Feb. 13
- Greg Polis is named to the Western Division All-Star Team
- Jean Pronovost scores five points (2+3) on March 24 vs. Detroit
- Penguins set a home record with 18 wins
- Twenty ties is also a Penguins record

### Major Trades

**Jan. 26, 1971** - Obtained Syl Apps and Sheldon Kannegieser from New York Rangers for Glen Sather

**Jan. 31, 1971** - Obtained Jean Guy Legace from Buffalo for Terry Bell

### Final Statistics

#### SCORING

Players	GP	G	A	PTS	PIM
Bryan Hextall	76	16	32	48	133
Jean Pronovost	78	21	24	45	35
Andy Bathgate	76	15	29	44	34
Wally Boyer	68	11	30	41	30
Ron Schock	71	14	26	40	20
Dean Prentice	69	21	17	38	18
Ken Schinkel	50	15	19	34	6
Keith McCreary	59	21	12	33	40
Greg Polis	61	18	15	33	40
Duane Rupp	59	5	28	33	34
Dunc McCallum	77	9	20	29	95
Bob Woytowich	78	4	22	26	30
Nick Harbaruk	73	13	12	25	108
Syl Apps	31	9	16	25	19
Rod Zaine	37	8	5	13	21
Val Fonteyne	70	4	9	13	0
Glen Sather	46	8	3	11	96
Jim Morrison	73	0	10	10	32
Bob Blackburn	64	4	5	9	54
Bryan Watson	43	2	6	8	119
John Stewart	15	2	1	3	9
Robin Burns	10	0	3	3	4
Yvon Labre	21	1	1	2	19
Rick Kessel	67	0	2	2	2
Shel. Kannegieser	18	0	2	2	29
Steve Cardwell	5	0	1	1	15
Lowell MacDonald	10	0	1	1	0
Paul Hoganson	2	0	0	0	0
Cam Newton	5	0	0	0	4
Les Binkley	34	0	0	0	0
Al Smith	47	0	0	0	41
Bench					6

#### GOALTENDING

PLAYERS (W-L-T)	GP	MP	GA	SO	GAA
Les Binkley (11-11-10)	38	1870	89	2	2.85
Al Smith (9-22-9)	45	2472	128	2	3.10
Cam Newton (1-3-1)	5	281	16	0	3.41
Paul Hoganson (0-1-0)	2	57	7	0	7.36
<b>TOTALS (21-37-20)</b>	<b>78</b>	<b>4680</b>	<b>240</b>	<b>4</b>	<b>3.07</b>

### Game-by-Game Results

DATE	W-L-T	SCORE	OPPONENT
Oct. 10	L	1-2	BUFFALO
Oct. 15	L	2-4	Minnesota
Oct. 17	T	0-0	PHILADELPHIA
Oct. 18	T	1-1	Buffalo
Oct. 21	L	2-4	Los Angeles
Oct. 23	W	3-1	California
Oct. 25	T	1-1	Vancouver
Oct. 28	W	5-3	LOS ANGELES
Oct. 31	L	2-5	CHICAGO
Nov. 1	L	2-3	Philadelphia
Nov. 4	W	8-3	VANCOUVER
Nov. 7	T	2-2	BOSTON
Nov. 8	T	3-3	Detroit
Nov. 10	L	1-5	LOS ANGELES
Nov. 11	T	3-3	New York
Nov. 14	W	6-1	CALIFORNIA
Nov. 19	L	0-1	ST. LOUIS
Nov. 21	W	6-1	DETROIT
Nov. 22	L	2-4	Boston
Nov. 24	T	4-4	Toronto
Nov. 25	T	4-4	BUFFALO
Nov. 28	L	1-5	Montreal
Nov. 29	L	2-6	New York
Dec. 2	T	3-3	MONTREAL
Dec. 5	W	3-1	VANCOUVER
Dec. 6	L	3-6	Boston
Dec. 8	W	4-0	TORONTO
Dec. 9	T	2-2	Minnesota
Dec. 11	L	2-3	St. Louis
Dec. 12	L	0-1	MINNESOTA
Dec. 16	L	2-4	TORONTO
Dec. 19	W	9-1	DETROIT
Dec. 20	L	1-2	Chicago
Dec. 23	L	1-6	New York
Dec. 25	L	4-8	Boston
Dec. 26	W	4-2	BOSTON
Dec. 30	T	3-3	Montreal
Dec. 31	W	4-1	MINNESOTA
Jan. 2	L	1-3	NEW YORK
Jan. 6	L	3-4	Philadelphia
Jan. 9	L	2-5	Toronto
Jan. 13	W	4-2	LOS ANGELES
Jan. 14	T	2-2	Detroit
Jan. 16	W	4-3	Vancouver
Jan. 20	W	4-2	California
Jan. 21	L	2-4	Los Angeles
Jan. 23	W	4-1	VANCOUVER
Jan. 27	W	3-1	TORONTO
Jan. 28	L	1-4	Chicago
Jan. 30	W	3-1	CHICAGO
Feb. 3	W	6-1	CALIFORNIA
Feb. 5	T	2-2	St. Louis
Feb. 7	L	0-1	Chicago
Feb. 9	L	1-4	Montreal
Feb. 10	W	5-3	PHILADELPHIA
Feb. 13	W	4-5	CHICAGO
Feb. 14	L	4-4	Minnesota
Feb. 17	L	3-4	Toronto
Feb. 18	T	6-6	Buffalo
Feb. 20	L	0-2	NEW YORK
Feb. 24	T	5-5	ST. LOUIS
Feb. 27	L	0-4	NEW YORK
Feb. 28	L	2-4	Detroit
Mar. 3	W	4-0	MONTREAL
Mar. 6	L	3-6	BOSTON
Mar. 7	T	3-3	CALIFORNIA
Mar. 10	T	2-2	PHILADELPHIA
Mar. 13	T	0-0	MINNESOTA
Mar. 14	L	1-5	MONTREAL
Mar. 17	L	2-5	California
Mar. 19	L	4-6	Vancouver
Mar. 20	L	4-8	Los Angeles
Mar. 24	W	8-2	DETROIT
Mar. 28	L	1-3	Philadelphia
Mar. 31	L	4-6	BUFFALO
Apr. 1	T	3-3	Buffalo
Apr. 3	L	3-4	St. Louis
Apr. 4	T	1-1	ST. LOUIS

# 1971-72 PENGUINS SEASON REVIEW

(26-38-14) Finished 4th in West Division

## Season Highlights

- Thayer R. "Tad" Potter becomes General Partner and Chief Executive Officer of the Penguins
- Red Kelly relinquishes general manager duties. Jack Riley is then named general manager
- Jim Rutherford posts a seven-game unbeaten streak from March 14 through April 2
- Syl Apps leads the team in scoring with 15-44-59
- Jean Pronovost and Greg Polis each score a club record 30 goals
- Penguins qualify for the playoffs, but are swept

## Major Trades

**June 8, 1971** - Claimed Rene Robert from Toronto in NHL Inter-League Draft

**Jan. 11, 1972** - Obtained Al McDonough from Los Angeles for Bob Woytowich

**March 4, 1972** - Obtained Eddie Shack from Buffalo for Rene Robert

## Final Statistics

SCORING					
Players	GP	G	A	PTS	PIM
Syl Apps	72	15	44	59	78
Jean Pronovost	68	30	23	53	12
Greg Polis	76	30	19	49	22
Ron Schock	77	17	29	46	22
Ken Schinkel	74	15	30	45	8
Bryan Hextall	78	20	24	44	126
Darryl Edestrand	77	10	23	33	52
Bob Leiter	78	14	17	31	18
Nick Harbaruk	78	12	17	29	46
Duane Rupp	34	4	18	22	32
Bryan Watson	75	3	17	20	212
Val Fonteyne	68	6	13	19	0
Al McDonough	37	7	11	18	8
Rene Robert	49	7	11	18	42
Steve Cardwell	28	7	8	15	18
Eddie Shack	13	5	9	14	12
Dave Burrows	77	2	10	12	48
Tim Horton	44	2	9	11	40
John Stewart	25	2	8	10	23
Keith McCreary	33	4	4	8	22
Joe Norris	35	2	5	7	20
Shel. Kannegiesser	54	2	4	6	47
Bob Woytowich	31	1	4	5	8
Bill Hicke	12	2	0	2	6
Brian McKenzie	6	1	1	2	4
Wally Boyer	1	0	1	1	0
Rick Kessel	3	0	1	1	0
Roy Edwards	15	0	1	1	0
Robin Burns	5	0	0	0	8
Les Binkley	31	0	0	0	2
Jim Rutherford	40	0	0	0	16
Bench					8

GOALTENDING PLAYERS (W-L-T)					
	GP	MP	GA	SO	GAA
Roy Edwards (2-8-4)	15	847	36	0	2.55
Jim Rutherford (17-15-5)	40	2160	116	1	3.22
Les Binkley (7-15-5)	31	1673	98	0	3.51
<b>TOTAL (26-38-14)</b>	<b>78</b>	<b>4680</b>	<b>258</b>	<b>1</b>	<b>3.30</b>

## Game-by-Game Results

DATE	W-L-T	SCORE	OPPONENT
Oct. 9	W	3-2	PHILADELPHIA
Oct. 10	L	1-2	Buffalo
Oct. 13	W	4-1	Los Angeles
Oct. 16	W	2-1	Vancouver
Oct. 17	W	4-2	California
Oct. 20	W	8-1	LOS ANGELES
Oct. 23	L	2-5	CHICAGO
Oct. 24	T	1-1	New York
Oct. 27	L	4-6	CALIFORNIA
Oct. 28	L	0-2	Minnesota
Oct. 30	T	1-1	NEW YORK
Oct. 31	L	1-3	Detroit
Nov. 3	L	3-5	California
Nov. 5	L	2-4	Vancouver
Nov. 7	L	1-4	Chicago
Nov. 9	W	4-1	St. Louis
Nov. 10	W	3-1	VANCOUVER
Nov. 13	W	6-4	LOS ANGELES
Nov. 16	L	1-5	MINNESOTA
Nov. 18	L	3-4	Minnesota
Nov. 20	L	2-4	ST. LOUIS
Nov. 21	L	3-7	Chicago
Nov. 24	L	1-2	TORONTO
Nov. 27	L	1-3	Montreal
Dec. 1	W	4-2	DETROIT
Dec. 4	W	4-2	NEW YORK
Dec. 5	L	3-5	Boston
Dec. 8	T	1-1	CALIFORNIA
Dec. 11	T	3-3	BUFFALO
Dec. 12	L	1-6	New York
Dec. 15	L	2-3	Toronto
Dec. 18	L	3-4	BOSTON
Dec. 19	T	2-2	Boston
Dec. 22	L	2-4	New York
Dec. 25	W	4-2	MONTREAL
Dec. 26	L	1-6	Philadelphia
Dec. 28	L	2-4	TORONTO
Dec. 31	T	3-3	BUFFALO
Jan. 5	T	3-3	Chicago
Jan. 8	L	0-4	CHICAGO
Jan. 9	L	2-4	Detroit
Jan. 12	T	2-2	BOSTON
Jan. 13	L	1-7	Montreal
Jan. 15	W	4-2	PHILADELPHIA
Jan. 19	L	1-6	VANCOUVER
Jan. 22	L	0-1	St. Louis
Jan. 23	T	3-3	MONTREAL
Jan. 26	L	1-2	ST. LOUIS
Jan. 29	L	2-4	CHICAGO
Jan. 30	L	0-4	Philadelphia
Feb. 3	W	4-3	St. Louis
Feb. 5	L	1-8	Los Angeles
Feb. 9	W	4-1	Toronto
Feb. 10	W	6-1	LOS ANGELES
Feb. 12	L	3-8	NEW YORK
Feb. 13	W	6-4	VANCOUVER
Feb. 16	W	4-2	TORONTO
Feb. 17	W	2-0	Buffalo
Feb. 19	L	2-6	DETROIT
Feb. 20	L	0-2	Minnesota
Feb. 23	L	0-2	Toronto
Feb. 26	W	5-2	PHILADELPHIA
Feb. 27	L	3-5	Montreal
Mar. 2	W	7-4	DETROIT
Mar. 4	W	4-2	MINNESOTA
Mar. 5	L	3-6	Detroit
Mar. 8	L	4-5	MONTREAL
Mar. 11	W	6-4	BOSTON
Mar. 12	T	4-4	Boston
Mar. 14	W	7-4	Vancouver
Mar. 18	T	4-4	Los Angeles
Mar. 19	T	3-3	California
Mar. 23	L	3-4	BUFFALO
Mar. 25	W	3-2	MINNESOTA
Mar. 26	T	2-2	Buffalo
Mar. 29	W	5-4	CALIFORNIA
Apr. 1	T	4-4	Philadelphia
Apr. 2	W	6-2	ST. LOUIS

# 1972-73 PENGUINS SEASON REVIEW

## (32-37-9) Finished 5th in West Division

### Season Highlights

- Al McDonough records three hat tricks, Oct. 11 at St. Louis, Nov. 18 vs. Atlanta and Nov. 22 vs. St. Louis.
- Penguins set NHL record for the fastest five goals (2:07) and the fastest six goals (5:02) on Nov. 22 vs. St. Louis.
- Syl Apps records six points (3+3) on Dec. 13 vs. New York Islanders.
- Ken Schinkel is named the third Penguins coach on Jan. 13, one day after retiring as a player.
- Greg Polis scores two goals in the All-Star Game at Madison Square Garden to win MVP honors.
- Penguins set club record with 73 points (32-37-9).
- Syl Apps sets club record with 85 points (29+56).
- Al McDonough sets club record with 35 goals.

### Major Trades

Feb. 25 1973 - Obtained Andy Brown from Detroit for a third round choice in the 1973 Amateur Draft and cash.

### Final Statistics

SCORING PLAYERS					
Players	GP	G	A	PTS	PIM
Syl Apps	77	29	56	85	18
Al McDonough	78	35	41	76	26
Lowell MacDonald	78	34	41	75	8
Bryan Hextall	78	21	33	54	113
Greg Polis	78	26	23	49	36
Ron Schock	78	13	36	49	23
Eddie Shack	74	25	20	45	84
Jean Pronovost	66	21	22	43	16
Darryl Edestrand	78	15	24	39	88
Dave Burrows	78	3	24	27	42
Nick Harbaruk	78	10	15	25	47
Ken Schinkel	42	11	10	21	16
Duane Rupp	78	7	13	20	62
Jack Lynch	47	1	18	19	40
Bryan Watson	69	1	17	18	179
Rick Kessel	66	1	13	14	0
Jean Guy Legace	31	1	5	6	32
Steve Cardwell	20	2	2	4	2
Jim Shires	18	1	2	3	2
Robin Burns	26	0	2	2	20
Jim Wiley	4	0	1	1	0
Cam Newton	11	0	1	1	2
Denis Herron	18	0	1	1	0
Shel. Kannegiesser	3	0	0	0	0
Andy Brown	9	0	0	0	2
Ron Lalonde	11	0	0	0	2
Jim Rutherford	49	0	0	0	0
Bench					6

GOALTENDING PLAYERS (W-L-T)					
Players	GP	MP	GA	SO	GAA
Jim Rutherford (20-22-5)	49	2660	129	3	2.91
Denis Herron (6-7-2)	18	967	55	2	3.41
Cam Newton (3-4-0)	11	533	35	0	3.94
Andy Brown (3-4-2)	9	520	41	0	4.73
<b>TOTALS (32-37-9)</b>	<b>78</b>	<b>4680</b>	<b>265</b>	<b>5</b>	<b>3.40</b>

### Game-by-Game Results

DATE	W-L-T	SCORE	OPPONENT
Oct. 7	W	4-2	LOS ANGELES
Oct. 11	W	5-2	St. Louis
Oct. 14	W	5-2	CALIFORNIA
Oct. 15	L	4-8	Boston
Oct. 17	W	5-0	NY Islanders
Oct. 18	L	3-4	Toronto
Oct. 21	L	2-4	BOSTON
Oct. 24	W	4-0	Vancouver
Oct. 27	L	3-6	California
Oct. 28	L	2-5	Los Angeles
Nov. 1	L	1-7	MONTREAL
Nov. 2	L	2-4	Philadelphia
Nov. 4	W	6-4	NY RANGERS
Nov. 5	T	1-1	Detroit
Nov. 8	W	5-2	PHILADELPHIA
Nov. 11	L	3-4	VANCOUVER
Nov. 12	L	0-1	Buffalo
Nov. 15	W	7-1	MINNESOTA
Nov. 18	W	6-1	ATLANTA
Nov. 19	W	5-3	NY Rangers
Nov. 22	W	10-4	ST. LOUIS
Nov. 25	T	2-2	NY ISLANDERS
Nov. 26	L	2-6	Atlanta
Nov. 29	W	7-4	TORONTO
Dec. 2	W	3-2	CHICAGO
Dec. 3	L	2-4	Chicago
Dec. 6	T	4-4	California
Dec. 9	L	1-3	Los Angeles
Dec. 13	W	9-1	NY ISLANDERS
Dec. 16	W	5-3	ATLANTA
Dec. 17	L	1-9	NY Rangers
Dec. 19	L	2-3	BOSTON
Dec. 23	L	3-6	Montreal
Dec. 26	T	1-1	Detroit
Dec. 27	T	3-3	Toronto
Dec. 29	L	0-4	TORONTO
Dec. 30	T	2-2	DETROIT
Jan. 2	L	4-5	St. Louis
Jan. 3	W	5-3	Chicago
Jan. 6	W	4-2	VANCOUVER
Jan. 7	L	0-3	NY Rangers
Jan. 10	L	1-2	DETROIT
Jan. 13	W	3-1	LOS ANGELES
Jan. 14	L	2-3	Detroit
Jan. 17	L	4-6	Montreal
Jan. 18	L	2-5	MONTREAL
Jan. 20	W	3-0	BOSTON
Jan. 21	L	3-9	Chicago
Jan. 24	W	5-2	TORONTO
Jan. 25	L	3-6	Philadelphia
Jan. 27	L	3-5	PHILADELPHIA
Jan. 31	W	4-1	LOS ANGELES
Feb. 3	W	2-1	MINNESOTA
Feb. 4	L	3-4	Minnesota
Feb. 7	L	2-5	Montreal
Feb. 10	L	3-6	Boston
Feb. 14	W	6-2	VANCOUVER
Feb. 17	T	3-3	BUFFALO
Feb. 18	L	1-4	Buffalo
Feb. 20	W	4-0	NY Islanders
Feb. 22	W	2-1	NY ISLANDERS
Feb. 24	W	2-0	CHICAGO
Feb. 25	L	1-2	Buffalo
Feb. 28	W	4-2	ST. LOUIS
Mar. 3	L	1-2	CALIFORNIA
Mar. 4	L	2-5	MINNESOTA
Mar. 7	L	4-10	Minnesota
Mar. 10	L	4-5	NY RANGERS
Mar. 11	L	2-3	Philadelphia
Mar. 14	W	3-2	Los Angeles
Mar. 16	T	5-5	California
Mar. 17	L	1-6	Vancouver
Mar. 21	W	5-2	CALIFORNIA
Mar. 24	T	4-4	BUFFALO
Mar. 25	W	4-2	Atlanta
Mar. 28	W	6-3	ATLANTA
Mar. 31	L	2-7	St. Louis
Apr. 1	W	5-4	PHILADELPHIA

# 1973-74 PENGUINS SEASON REVIEW

(28-41-9) Finished 5th in West Division

## Season Highlights

- Marc Boileau replaces Ken Schinkel as head coach on Feb. 6, compiling a 14-10-4 record.
- Jean Pronovost scores a goal in seven consecutive games from Feb. 27 through March 10.
- The "Century Line" of Syl Apps, Jean Pronovost and Lowell MacDonald combines for 107 goals, the second highest in the NHL.
- Apps finishes seventh in the league scoring race with 24 goals and 61 assists for 85 points.
- MacDonald finishes ninth in league scoring with 82 points (43+39).
- MacDonald's 43 goals sets a Penguin record.

## Major Trades

Oct. 25, 1973 - Obtained Nick Beverley from Boston for Darryl Edestrand.

Jan. 4, 1974 - Obtained Chuck Arnason and Bob Paradise from Atlanta for Al McDonough.

Jan. 17, 1974 - Obtained Ron Stackhouse from Detroit for Jim Rutherford and Jack Lynch.

Jan. 17, 1974 - Obtained Bob Kelly, Ab DeMarco and Steve Durbano from New York for Greg Polis, Bryan Watson and a second round choice in the 1974 Amateur Draft

## Final Statistics

### SCORING

Players	GP	G	A	PTS	PIM
Syl Apps	75	24	61	85	37
Lowell MacDonald	78	43	39	82	14
Jean Pronovost	77	40	32	72	22
Ron Schock	77	14	29	43	22
Al McDonough	37	14	22	36	12
Ron Stackhouse	69	6	29	35	66
Bob Kelly	67	16	18	34	123
Chuck Arnason	74	20	11	31	17
Ab DeMarco	57	10	21	31	15
Greg Polis	41	14	13	27	32
Ron Lalonde	73	10	17	27	14
Steve Durbano	69	8	19	27	284
Wayne Bianchin	69	12	13	25	38
Bernie Lukowich	53	9	10	19	32
Bob McVannama	47	5	14	19	18
Dave Burrows	71	3	14	17	30
Tea Snell	55	4	12	16	8
Nick Beverley	67	2	14	16	21
Blaine Stoughton	34	5	6	11	8
Bob Paradise	56	2	8	10	52
Bryan Hextall	37	2	7	9	39
Jean Guy Legace	31	2	6	8	34
Jack Lynch	17	0	7	7	21
Bryan Watson	38	1	4	5	137
Yvon Labre	16	1	2	3	13
Larry Bignell	20	0	3	3	2
Jim Wiley	22	0	3	3	2
Ron Jones	25	0	3	3	15
Jim Rutherford	26	0	1	1	2
Darryl Edestrand	3	0	0	0	0
Hank Nowak	13	0	0	0	11
Denis Herron	5	0	0	0	0
Gary Inness	20	0	0	0	0
Andy Brown	36	0	0	0	60
Bench					10

### GOALTENDING

PLAYERS (W-L-T)	GP	MP	GA	SO	GAA
Gary Inness (7-10-1)	20	1032	56	0	3.26
Jim Rutherford (7-12-4)	26	1432	82	0	3.44
Andy Brown (13-16-4)	36	1956	115	1	3.53
Denis Herron (1-3-0)	5	260	18	0	4.15
<b>TOTALS (28-41-9)</b>	<b>78</b>	<b>4680</b>	<b>273</b>	<b>1</b>	<b>3.50</b>

## Game-by-Game Results

DATE	W-L-T	SCORE	OPPONENT
Oct. 12	W	4-3	Atlanta
Oct. 13	L	2-8	NY RANGERS
Oct. 17	W	4-2	Minnesota
Oct. 20	W	5-3	CALIFORNIA
Oct. 21	L	2-8	Boston
Oct. 24	L	2-3	MONTREAL
Oct. 27	L	0-6	PHILADELPHIA
Oct. 28	W	7-2	NY Rangers
Oct. 31	T	1-1	Montreal
Nov. 3	L	0-6	Toronto
Nov. 4	L	0-7	Philadelphia
Nov. 7	T	1-1	NY ISLANDERS
Nov. 10	T	4-4	ATLANTA
Nov. 13	W	5-2	MINNESOTA
Nov. 15	L	3-5	St. Louis
Nov. 17	L	1-4	CHICAGO
Nov. 18	L	0-7	NY Rangers
Nov. 21	W	5-4	VANCOUVER
Nov. 22	W	4-2	Toronto
Nov. 24	L	2-5	MONTREAL
Nov. 28	L	3-4	TORONTO
Dec. 1	T	2-2	ATLANTA
Dec. 2	L	1-2	Chicago
Dec. 5	L	1-4	Los Angeles
Dec. 7	L	3-4	California
Dec. 8	L	2-3	Vancouver
Dec. 12	W	9-1	CALIFORNIA
Dec. 15	L	0-2	DETROIT
Dec. 16	W	2-1	Atlanta
Dec. 20	L	5-6	Boston
Dec. 22	L	1-4	NY RANGERS
Dec. 23	L	2-3	Buffalo
Dec. 26	T	2-2	Detroit
Dec. 28	L	1-3	ST. LOUIS
Dec. 29	L	2-4	CHICAGO
Jan. 2	L	4-8	Minnesota
Jan. 3	L	1-6	Buffalo
Jan. 5	W	5-2	BUFFALO
Jan. 9	L	4-6	TORONTO
Jan. 12	W	5-2	BUFFALO
Jan. 13	L	3-5	BOSTON
Jan. 16	L	0-2	LOS ANGELES
Jan. 18	W	6-2	Vancouver
Jan. 20	W	5-3	Philadelphia
Jan. 23	W	4-1	ST. LOUIS
Jan. 26	L	0-2	LOS ANGELES
Jan. 27	L	5-6	Detroit
Jan. 30	L	2-4	NY RANGERS
Feb. 2	L	1-3	CHICAGO
Feb. 3	L	4-5	Boston
Feb. 7	L	4-5	Philadelphia
Feb. 9	W	3-2	NY Islanders
Feb. 10	L	3-5	Chicago
Feb. 13	W	5-3	DETROIT
Feb. 16	W	7-3	CALIFORNIA
Feb. 20	T	1-1	ST. LOUIS
Feb. 23	L	2-6	BOSTON
Feb. 24	W	4-2	Chicago
Feb. 27	W	4-1	LOS ANGELES
Feb. 28	L	1-7	Montreal
Mar. 2	W	6-1	VANCOUVER
Mar. 5	W	2-1	NY Islanders
Mar. 7	T	2-2	Toronto
Mar. 9	W	7-5	St. Louis
Mar. 10	L	4-5	MONTREAL
Mar. 13	L	1-5	Los Angeles
Mar. 15	W	6-1	California
Mar. 16	W	8-6	Vancouver
Mar. 20	T	1-1	NY ISLANDERS
Mar. 23	L	1-5	Minnesota
Mar. 24	W	8-0	DETROIT
Mar. 27	T	3-3	MINNESOTA
Mar. 30	L	3-4	St. Louis
Mar. 31	W	4-2	ATLANTA
Apr. 2	L	2-3	NY Islanders
Apr. 4	W	4-2	BUFFALO
Apr. 6	W	6-1	PHILADELPHIA
Apr. 7	L	3-6	Atlanta

# 1974-75 PENGUINS SEASON REVIEW

## (37-28-15) Finished 3rd in Norris Division

### Season Highlights

- Penguins select Pierre Larouche in first round of the 1974 Amateur Draft.
- Penguins play in Norris Division, Prince of Wales Conference, following NHL realignment.
- Syl Apps is named MVP of All-Star Game at Montreal Forum. He is joined on the Prince of Wales squad by teammates Pierre Larouche and Jean Pronovost.
- Pens record the 200th franchise victory with a 6-1 win over Chicago on Jan. 29 at the Civic Arena.
- Ron Stackhouse records six assists on March 8 vs. Philadelphia.
- Pierre Larouche leads all NHL rookie scorers with 68 points (31-37).
- Penguins set club record for wins (37) and points (89) in a season.
- Penguins squander 3-0 lead in playoffs to New York Islanders. It is only the second time in NHL history a team has rallied from a 3-0 deficit.

### Major Trades

**Sept. 13, 1974** - Obtained Rick Kehoe from Toronto for Blaine Stoughton and a first round choice in the 1977 Amateur Draft.

**Nov. 4, 1974** - Obtained Barry Wilkins from Vancouver for Ab DeMarco.

**Dec. 14, 1974** - Obtained Lew Morrison from Washington for Ron Lalonde.

**Jan. 10, 1975** - Obtained Michel Plasse from Kansas City for Jean Guy Lagace and Denis Herron.

### Final Statistics

SCORING PLAYERS					
	GP	G	A	PTS	PIM
Ron Schork	80	23	63	86	36
Syl Apps	79	24	55	79	43
Jean Pronovost	78	43	32	75	37
Vic Hadfield	78	31	42	73	72
Pierre Larouche	79	31	37	68	52
Rick Kehoe	76	32	31	63	22
Lowell MacDonald	71	27	33	60	24
Ron Stackhouse	72	15	45	60	52
Chuck Arnason	78	26	32	58	32
Bob Kelly	69	27	24	51	120
Barry Wilkins	58	5	29	34	97
Pete Laframboise	80	10	23	33	30
Colin Campbell	59	4	15	19	172
Bob Paradise	78	3	15	18	109
Dennis Owhar	46	6	11	17	67
Dave Burrows	78	2	15	17	49
Lew Morrison	70	7	9	16	10
Bob McManama	40	5	9	14	6
Nelson Debenedet	31	6	3	9	11
Jean Guy Lagace	27	1	8	9	39
Kelly Pratt	22	0	6	6	15
Ab DeMarco	8	2	1	3	4
Ron Lalonde	24	0	3	3	0
Michel Plasse	44	0	2	2	24
Gary Inness	57	0	2	2	2
Mario Faubert	10	1	0	1	6
Steve Durband	1	0	1	1	0
Yves Bergeron	2	0	0	0	0
Denis Herron	3	0	0	0	0
Bob Stump	3	0	0	0	4
Harvey Bennett	7	0	0	0	0
Bob Johnson	12	0	0	0	6
Bench					14
GOALTENDING PLAYERS (W-L-T)					
	GP	MP	A	SO	GAA
Gary Inness (24-18-10)	57	3122	161	2	3.09
Michel Plasse (9-5-4)	20	1094	73	0	4.00
Bob Johnson (3-4-1)	12	476	40	0	5.04
Denis Herron (1-1-0)	3	108	11	0	6.11
<b>TOTALS (37-28-15)</b>	<b>80</b>	<b>4800</b>	<b>285</b>	<b>2</b>	<b>3.61</b>

### Game-by-Game Results

DATE	W-L-T	SCORE	OPPONENT
Oct. 9	W	4-2	Minnesota
Oct. 12	W	7-2	DETROIT
Oct. 19	L	3-6	PHILADELPHIA
Oct. 20	L	1-5	Atlanta
Oct. 23	T	5-5	BOSTON
Oct. 26	L	4-5	NY RANGERS
Oct. 29	L	0-2	Los Angeles
Nov. 1	T	4-7	Vancouver
Nov. 3	T	3-3	Chicago
Nov. 5	W	3-5	Kansas City
Nov. 7	L	3-5	LOS ANGELES
Nov. 9	W	5-2	CALIFORNIA
Nov. 10	L	3-8	Buffalo
Nov. 13	W	8-2	NY ISLANDERS
Nov. 16	W	8-1	WASHINGTON
Nov. 17	W	6-0	Washington
Nov. 19	L	3-4	NY Islanders
Nov. 20	W	8-5	Toronto
Nov. 23	T	0-0	LOS ANGELES
Nov. 24	L	5-7	NY Rangers
Nov. 27	L	2-3	MONTREAL
Nov. 30	T	5-5	BUFFALO
Dec. 1	L	3-6	Buffalo
Dec. 4	W	4-2	TORONTO
Dec. 7	L	2-5	Montreal
Dec. 8	L	2-3	Boston
Dec. 12	T	3-3	MONTREAL
Dec. 14	W	6-3	CHICAGO
Dec. 15	W	3-2	Detroit
Dec. 18	L	4-6	Toronto
Dec. 19	T	4-4	KANSAS CITY
Dec. 21	L	7-8	Minnesota
Dec. 22	L	0-4	Philadelphia
Dec. 26	T	2-2	ST. LOUIS
Dec. 28	T	3-3	ATLANTA
Dec. 30	W	7-5	TORONTO
Jan. 2	W	6-3	MINNESOTA
Jan. 4	W	4-7	VANCOUVER
Jan. 8	L	5-3	Chicago
Jan. 10	T	3-3	Atlanta
Jan. 11	W	6-3	CALIFORNIA
Jan. 15	W	5-3	ATLANTA
Jan. 18	T	4-4	BOSTON
Jan. 19	W	7-2	Washington
Jan. 22	W	7-5	CALIFORNIA
Jan. 25	W	5-2	NY RANGERS
Jan. 26	L	2-7	Montreal
Jan. 29	W	6-1	CHICAGO
Jan. 30	T	2-5	Detroit
Feb. 1	T	4-4	St. Louis
Feb. 4	W	3-2	Vancouver
Feb. 5	W	3-2	Los Angeles
Feb. 7	W	4-1	California
Feb. 11	L	1-2	NY Islanders
Feb. 12	T	3-3	BUFFALO
Feb. 15	W	8-3	Toronto
Feb. 16	W	3-2	NY ISLANDERS
Feb. 19	T	2-2	LOS ANGELES
Feb. 22	W	3-2	ST. LOUIS
Feb. 23	L	1-6	DETROIT
Feb. 25	L	4-3	Boston
Feb. 26	W	3-1	WASHINGTON
Mar. 1	W	7-3	VANCOUVER
Mar. 2	W	8-6	NY Rangers
Mar. 5	T	4-4	Kansas City
Mar. 8	W	8-2	PHILADELPHIA
Mar. 9	L	4-8	Buffalo
Mar. 12	W	5-3	BOSTON
Mar. 13	L	0-6	Philadelphia
Mar. 15	W	12-1	WASHINGTON
Mar. 16	W	6-3	KANSAS CITY
Mar. 18	L	2-5	St. Louis
Mar. 19	T	3-3	California
Mar. 22	L	0-4	Los Angeles
Mar. 26	W	6-4	MONTREAL
Mar. 29	W	4-2	Detroit
Mar. 30	W	4-1	MINNESOTA
Apr. 2	L	0-6	Montreal
Apr. 5	W	7-1	DETROIT
Apr. 6	L	4-8	Washington

# 1975 -76 PENGUINS SEASON REVIEW

(35-33-12) Finished 3rd in Norris Division

## Season Highlights

- Jean Pronovost scores a point in 16 consecutive games from Nov. 1 through Dec. 3.
- Penguins reel off an 11 game unbeaten streak (7-0-4) from Feb. 7 through Feb. 28.
- Penguins set club records with 339 goals for and 303 goals against.
- Pierre Larouche finishes fifth in the league scoring race with 53 goals and 58 assists for 111 points, a Penguins single-season record.
- Jean Pronovost finishes eighth (52-52-104) and Syl Apps finishes 10th (32-67-99) in league scoring, the first time three Penguins have finished in the top 10.

## Major Trades

**Dec. 16, 1975** - Obtained Stan Gilbertson from Washington for Harvey Bennett.

**Jan. 9, 1976** - Obtained Ed Gilbert, Simon Nolet and a first round choice in the 1976 Amateur Draft from Kansas City Scouts for Steve Durbano, Chuck Arnason and a first round choice in the 1976 Amateur Draft.

**March 8, 1976** - Obtained Ed Van Impe and Bob Taylor from Philadelphia for Gary Inness and future considerations.

## Final Statistics

SCORING PLAYERS	GP	G	A	PTS	PIM
Pierre Larouche	76	53	58	111	33
Jean Pronovost	80	52	52	104	24
Syl Apps	80	32	67	99	24
Rick Kehoe	71	29	47	76	6
Lowell MacDonald	69	30	43	73	12
Ron Stackhouse	80	11	60	71	76
Vic Hadfield	76	30	35	65	46
Ron Schock	80	18	44	62	28
Bob Kelly	77	25	30	55	149
Dave Burrows	80	7	22	29	51
Barry Wilkins	75	0	27	27	106
Stan Gilbertson	48	13	8	21	6
Simon Nolet	39	9	8	17	2
Colin Campbell	64	7	10	17	105
Dennis Owchar	54	5	12	17	19
Chuck Arnason	30	7	3	10	14
Lew Morrison	78	4	5	9	8
Mario Faubert	21	1	8	9	10
Steve Durbano	32	0	8	8	61
Harvey Bennett	25	3	3	6	53
Wayne Bianchin	14	1	5	6	4
Ed Van Impe	12	0	5	5	16
Bob McManama	12	1	2	3	4
Ed Gilbert	38	1	1	2	0
Jacques Cossette	7	0	2	2	9
Michel Plasse	56	0	2	2	18
Bob Taylor	2	0	0	0	0
Gordie Laxton	8	0	0	0	0
Bob Paradise	9	0	0	0	4
Gary Inness	23	0	0	0	2
Bench					14

GOALTENDING PLAYERS (W-L-T)	GP	MP	GA	SO	GAA
Michel Plasse (24-19-10)	55	3096	178	2	3.45
Gary Inness (8-9-2)	23	1212	82	0	4.06
Gordie Laxton (3-4-0)	8.4	14	31	0	4.49
Bob Taylor (0-1-0)	2	7.8	7	0	5.38
<b>TOTALS (35-33-12)</b>	<b>80</b>	<b>4800</b>	<b>303</b>	<b>2</b>	<b>3.79</b>

## Game-by-Game Results

DATE	W-L-T	SCORE	OPPONENT
Oct. 7	W	4-2	Washington
Oct. 11	W	7-5	WASHINGTON
Oct. 15	W	8-4	Toronto
Oct. 18	W	6-1	DETROIT
Oct. 21	L	1-7	MONTREAL
Oct. 25	T	4-4	PHILADELPHIA
Oct. 30	L	0-4	Los Angeles
Nov. 1	L	3-7	Minnesota
Nov. 2	L	2-7	Buffalo
Nov. 5	W	7-6	NY ISLANDERS
Nov. 6	W	5-3	St. Louis
Nov. 8	L	5-7	CHICAGO
Nov. 9	L	4-6	Philadelphia
Nov. 12	T	6-6	Washington
Nov. 13	L	4-5	MONTREAL
Nov. 15	L	2-5	BUFFALO
Nov. 18	L	3-5	CALIFORNIA
Nov. 21	W	4-1	Atlanta
Nov. 22	W	6-3	LOS ANGELES
Nov. 26	W	5-2	DETROIT
Nov. 29	W	8-3	NY RANGERS
Nov. 30	L	2-4	Boston
Dec. 3	T	3-3	Chicago
Dec. 4	L	1-6	NY Islanders
Dec. 7	W	6-3	TORONTO
Dec. 9	L	2-3	Kansas City
Dec. 10	L	2-3	Detroit
Dec. 13	T	4-4	BOSTON
Dec. 14	L	4-7	Montreal
Dec. 17	W	9-2	California
Dec. 19	L	1-5	Vancouver
Dec. 20	W	5-1	Los Angeles
Dec. 23	L	3-4	NY Rangers
Dec. 26	L	3-4	Atlanta
Dec. 27	W	3-2	ATLANTA
Dec. 31	W	5-1	LOS ANGELES
Jan. 3	L	4-8	PHILADELPHIA
Jan. 4	L	3-5	Chicago
Jan. 7	L	1-4	California
Jan. 10	T	3-3	VANCOUVER
Jan. 11	L	0-6	Buffalo
Jan. 13	L	2-6	Boston
Jan. 15	L	1-4	Philadelphia
Jan. 17	W	3-2	BUFFALO
Jan. 18	W	8-3	NY RANGERS
Jan. 22	L	3-4	MONTREAL
Jan. 24	W	8-2	WASHINGTON
Jan. 25	T	1-1	MINNESOTA
Jan. 29	W	6-2	KANSAS CITY
Jan. 31	T	4-4	Kansas City
Feb. 1	W	7-1	TORONTO
Feb. 5	L	1-5	Boston
Feb. 7	W	7-3	Los Angeles
Feb. 8	W	7-3	Vancouver
Feb. 11	T	4-4	California
Feb. 14	T	4-4	NY Islanders
Feb. 15	W	6-4	LOS ANGELES
Feb. 17	W	6-1	KANSAS CITY
Feb. 19	W	7-5	TORONTO
Feb. 21	W	10-1	CHICAGO
Feb. 22	T	2-2	Detroit
Feb. 25	T	3-3	ATLANTA
Feb. 28	W	5-4	VANCOUVER
Feb. 29	L	3-5	ST. LOUIS
Mar. 2	W	6-2	Minnesota
Mar. 6	W	5-0	MINNESOTA
Mar. 7	L	3-5	NY ISLANDERS
Mar. 10	L	6-7	BUFFALO
Mar. 13	W	4-2	CALIFORNIA
Mar. 14	W	7-1	ST. LOUIS
Mar. 16	L	4-5	Montreal
Mar. 19	W	7-3	Washington
Mar. 21	W	4-2	NY Rangers
Mar. 24	T	5-5	BOSTON
Mar. 25	L	2-5	St. Louis
Mar. 28	W	3-0	DETROIT
Mar. 29	L	4-5	Toronto
Mar. 31	L	3-7	Montreal
Apr. 3	L	4-5	WASHINGTON
Apr. 4	W	6-5	Detroit

# 1976-77 PENGUINS SEASON REVIEW

## (34-33-13) Finished 3rd in Norris Division

### Season Highlights

- Pierre Larouche records his fourth career hat trick on Feb. 19 at Toronto in a 6-6 tie.
- Dunc Wilson and Denis Herron combine for 52 saves in a 7-3 loss to Atlanta on March 15.
- Wayne Bianchin and Atlanta's Guy Chouinard score goals four seconds apart on March 15 to set NHL record.
- Lost to Toronto in the preliminary round of the playoffs, 2-1.

### Major Trades

**Aug. 11, 1976** - Obtained Don Awrey from Montreal for a third round choice in the 1978 Amateur Draft and future considerations.

**Oct. 8, 1976** - Obtained Dunc Wilson from New York Rangers for cash and other considerations.

**Oct. 18, 1976** - Obtained Mike Corrigan from Los Angeles for a fifth round choice in the 1977 Amateur Draft.

### Final Statistics

#### SCORING

PLAYERS	GP	G	A	PTS	PIM
Jean Pronovost	79	33	31	64	24
Pierre Larouche	65	29	34	63	14
Syl Apps	72	18	43	61	20
Rick Kehoe	80	30	27	57	10
Ron Schock	80	17	32	49	10
Mike Corrigan	73	14	27	41	36
Ron Stackhouse	80	7	34	41	72
Greg Malone	66	18	19	37	43
Blair Chapman	80	14	23	37	16
Wayne Bianchin	79	28	6	34	28
Bob Kelly	74	10	21	31	115
Dennis Owchar	46	5	18	23	37
Stan Gilbertson	67	6	9	15	13
Mario Faubert	47	2	11	13	32
Russ Anderson	67	2	11	13	81
Don Awrey	79	1	12	13	40
Dave Burrows	69	3	6	9	29
Lew Morrison	76	2	1	3	0
Ed Van Impe	10	0	3	3	6
Lowell MacDonald	3	1	1	2	0
Vic Hadfield	9	0	2	2	0
Tom Price	7	0	2	2	4
Denis Herron	34	0	1	1	4
Dunc Wilson	45	0	1	1	21
Yves Bergeron	1	0	0	0	0
Steve Lyon	3	0	0	0	2
Gordie Laxton	6	0	0	0	0
Ed Gilbert	7	0	0	0	0
Bench					12

#### GOALTENDING

PLAYERS (W-L-T)	GP	MP	GA	SO	GAA
Denis Herron (15-11-5)	34	1920	94	1	2.94
Dunc Wilson (18-19-8)	45	2627	129	5	2.95
Gordie Laxton (1-3-0)	6	253	26	0	6.17
<b>TOTALS (34-33-13)</b>	<b>80</b>	<b>4800</b>	<b>252</b>	<b>6</b>	<b>3.15</b>

### Game-by-Game Results

DATE	W-L-T	SCORE	OPPONENT
Oct. 6	W	9-5	VANCOUVER
Oct. 7	L	1-10	Montreal
Oct. 9	L	4-7	LOS ANGELES
Oct. 13	L	1-4	Chicago
Oct. 15	L	1-2	Atlanta
Oct. 16	W	4-3	DETROIT
Oct. 20	T	4-4	Toronto
Oct. 23	L	1-9	MONTREAL
Oct. 24	T	3-3	ATLANTA
Oct. 27	T	4-4	Buffalo
Oct. 28	L	0-3	Philadelphia
Oct. 30	T	2-2	NY RANGERS
Nov. 2	W	7-1	LOS ANGELES
Nov. 5	W	4-1	Colorado
Nov. 7	T	2-2	Cleveland
Nov. 10	L	2-3	Minnesota
Nov. 13	W	1-0	PHILADELPHIA
Nov. 14	W	5-1	NY Rangers
Nov. 20	L	2-5	COLORADO
Nov. 21	W	5-0	CHICAGO
Nov. 24	L	0-4	BOSTON
Nov. 26	W	3-1	Cleveland
Nov. 27	L	1-3	NY ISLANDERS
Nov. 30	L	4-6	Washington
Dec. 2	W	4-2	NY Islanders
Dec. 4	L	1-3	Montreal
Dec. 7	W	6-2	MINNESOTA
Dec. 9	W	2-1	Buffalo
Dec. 11	L	3-6	NY Islanders
Dec. 12	W	5-3	ST. LOUIS
Dec. 16	W	5-4	CLEVELAND
Dec. 18	L	3-5	WASHINGTON
Dec. 19	L	3-6	Boston
Dec. 22	W	5-2	Toronto
Dec. 23	L	2-5	Detroit
Dec. 26	W	4-2	TORONTO
Dec. 29	T	3-3	MONTREAL
Jan. 1	W	6-3	BUFFALO
Jan. 4	T	2-2	VANCOUVER
Jan. 6	T	3-3	Washington
Jan. 8	W	4-2	CHICAGO
Jan. 11	L	0-2	TORONTO
Jan. 15	W	5-2	BUFFALO
Jan. 16	L	5-6	ATLANTA
Jan. 19	W	3-0	Vancouver
Jan. 20	L	3-5	Los Angeles
Jan. 22	W	3-2	NY ISLANDERS
Jan. 27	W	3-0	NY Rangers
Jan. 29	L	2-5	PHILADELPHIA
Jan. 30	W	5-2	BOSTON
Feb. 2	W	5-2	MINNESOTA
Feb. 3	T	0-0	Cleveland
Feb. 5	W	3-1	DETROIT
Feb. 6	L	2-5	Colorado
Feb. 8	L	3-6	St. Louis
Feb. 11	L	2-3	Vancouver
Feb. 12	W	3-2	Los Angeles
Feb. 16	T	4-4	MONTREAL
Feb. 19	T	6-6	Toronto
Feb. 20	W	4-1	CLEVELAND
Feb. 22	L	1-3	Washington
Feb. 24	L	2-3	Detroit
Feb. 26	W	2-1	WASHINGTON
Feb. 27	T	2-2	BOSTON
Mar. 2	L	0-5	LOS ANGELES
Mar. 3	L	1-5	Montreal
Mar. 5	T	3-3	Los Angeles
Mar. 6	W	2-1	St. Louis
Mar. 9	W	3-0	COLORADO
Mar. 12	W	3-2	BUFFALO
Mar. 13	L	0-4	Philadelphia
Mar. 15	L	3-7	Atlanta
Mar. 16	W	7-3	ST. LOUIS
Mar. 19	L	2-5	NY RANGERS
Mar. 20	L	2-3	Chicago
Mar. 22	W	4-4	Minnesota
Mar. 27	L	0-3	Boston
Mar. 30	L	3-4	WASHINGTON
Apr. 2	W	4-3	Detroit
Apr. 3	W	4-2	DETROIT



# 1977-78 PENGUINS SEASON REVIEW

(25-37-18) Finished 4th in Norris Division

## Season Highlights

- Johnny Wilson is named head coach on June 13.
- Pete Mahovlich scores a hat trick in his first game as a Penguin in a 6-4 win over Detroit on Nov. 30.
- Jean Pronovost scores goals in seven consecutive games from Jan. 2 through Jan. 14.
- Dave Schultz sets a Penguins record for penalty minutes in one season with 378.
- Edward J. DeBartolo takes control of the Penguins on April 5.

## Major Trades

**Sept. 20, 1977** - Obtained Brian Spencer from Buffalo for Ron Schock.

**Oct. 1, 1977** - Obtained Bob Paradise from Washington for rights to Don Awrey.

**Nov. 2, 1977** - Obtained Gene Carr, Dave Schultz and a fourth round choice in the 1978 Amateur Draft from Los Angeles for Syl Apps and Hartland Monahan.

**Nov. 29, 1977** - Obtained Peter Lee and Pete Mahovlich from Montreal for Pierre Larouche and the rights to Peter Marsh.

**March 14, 1978** - Signed Derek Sanderson as a free agent.

## Final Statistics

### SCORING PLAYERS

	GP	G	A	PTS	PIM
Jean Pronovost	79	40	25	65	50
Pete Mahovlich	57	25	36	61	37
Greg Malone	78	18	43	61	80
Gene Carr	70	17	37	54	76
Rick Kehoe	70	29	21	50	10
Blair Chapman	75	24	20	44	37
Tom Edur	58	5	38	43	18
Dave Schultz	66	9	25	34	378
Wayne Bianchin	61	20	13	33	40
Brian Spencer	79	9	11	20	81
Mike Corrigan	25	8	12	20	10
Ron Stackhouse	50	5	15	20	36
Dave Burrows	67	4	15	19	24
Peter Lee	60	5	13	18	19
Russ Anderson	74	2	16	18	150
Lowell MacDonald	19	5	8	13	2
John Flesch	29	7	5	12	19
Bob Paradise	64	2	10	12	53
Pierre Larouche	20	6	5	11	0
Dennis Owchar	22	2	8	10	23
Colin Campbell	55	1	9	10	103
Tom Cassidy	26	3	4	7	15
Syl Apps	9	0	7	7	0
Jim Hamilton	25	2	4	6	2
Mario Faubert	18	0	6	6	11
Derek Sanderson	13	3	1	4	4
Jacques Cossette	19	1	2	3	4
Hartland Monahan	7	2	0	2	2
Lew Morrison	8	0	2	2	0
Dunc Wilson	21	0	1	1	0
Denis Herron	60	0	1	1	6
Greg Redquest	1	0	0	0	0
Kim Davis	1	0	0	0	0
Gordie Laxton	2	0	0	0	0
Tom Price	10	0	0	0	0
Bench					14

### GOALTENDING PLAYERS (W-L-T)

	GP	MP	GA	SO	GAA
Denis Herron (20-25-15)	60	3534	210	0	3.57
Dunc Wilson (5-11-3)	21	1180	95	0	4.83
Gordie Laxton (0-1-0)	2	73	9	0	7.40
Greg Redquest (0-0-0)	1	13	3	0	3.85
<b>TOTALS (25-37-18)</b>	<b>80</b>	<b>4800</b>	<b>321</b>	<b>0</b>	<b>4.01</b>

## Game-by-Game Results

DATE	W-L-T	SCORE	OPPONENT
Oct. 12	W	4-2	ST. LOUIS
Oct. 14	L	1-2	Washington
Oct. 15	L	2-8	PHILADELPHIA
Oct. 19	T	3-3	NY Rangers
Oct. 20	L	0-11	Philadelphia
Oct. 22	W	5-2	ATLANTA
Oct. 23	W	3-2	Cleveland
Oct. 26	L	3-4	DETROIT
Oct. 29	L	3-5	BOSTON
Nov. 2	L	1-3	Detroit
Nov. 4	L	2-5	Atlanta
Nov. 5	L	3-4	NY Islanders
Nov. 9	W	5-3	CLEVELAND
Nov. 12	W	7-4	CHICAGO
Nov. 13	T	3-3	Buffalo
Nov. 16	L	4-7	Minnesota
Nov. 19	T	5-5	NY RANGERS
Nov. 22	T	3-3	Vancouver
Nov. 24	L	3-5	Los Angeles
Nov. 26	W	5-2	NY ISLANDERS
Nov. 29	L	1-9	Montreal
Nov. 30	W	6-4	DETROIT
Dec. 3	T	4-4	BUFFALO
Dec. 4	W	4-2	Washington
Dec. 6	T	3-3	Colorado
Dec. 8	L	3-5	LOS ANGELES
Dec. 10	L	2-6	Boston
Dec. 11	L	1-5	ATLANTA
Dec. 14	L	2-3	St. Louis
Dec. 17	W	5-3	MONTREAL
Dec. 22	T	3-3	Buffalo
Dec. 23	L	2-6	TORONTO
Dec. 26	W	5-4	Toronto
Dec. 28	T	2-2	WASHINGTON
Dec. 29	L	3-4	Montreal
Dec. 31	W	6-3	CLEVELAND
Jan. 2	L	2-3	Washington
Jan. 4	W	8-3	VANCOUVER
Jan. 7	T	3-3	LOS ANGELES
Jan. 9	W	5-3	NY Rangers
Jan. 11	L	6-8	MONTREAL
Jan. 12	T	4-4	Philadelphia
Jan. 14	W	4-2	CLEVELAND
Jan. 18	L	0-1	Atlanta
Jan. 21	L	2-5	WASHINGTON
Jan. 22	W	3-1	NY RANGERS
Jan. 28	T	3-3	BUFFALO
Jan. 29	L	2-8	Boston
Jan. 31	W	5-3	Detroit
Feb. 1	W	6-1	MINNESOTA
Feb. 4	L	1-8	BOSTON
Feb. 7	W	4-2	Colorado
Feb. 11	T	3-3	Los Angeles
Feb. 14	W	2-1	CHICAGO
Feb. 18	T	1-1	LOS ANGELES
Feb. 19	T	2-2	Chicago
Feb. 21	W	5-4	St. Louis
Feb. 22	T	2-2	ST. LOUIS
Feb. 25	L	1-3	PHILADELPHIA
Feb. 26	T	4-4	Buffalo
Mar. 1	L	2-5	MONTREAL
Mar. 4	L	3-6	NY Islanders
Mar. 5	T	3-3	NY ISLANDERS
Mar. 8	W	5-3	COLORADO
Mar. 11	L	1-3	VANCOUVER
Mar. 12	L	1-7	TORONTO
Mar. 14	L	2-4	Los Angeles
Mar. 15	L	4-7	Vancouver
Mar. 18	W	3-2	Toronto
Mar. 19	L	1-9	Chicago
Mar. 21	L	1-7	Minnesota
Mar. 22	L	2-5	COLORADO
Mar. 25	T	2-2	DETROIT
Mar. 29	L	2-6	Montreal
Mar. 30	L	3-6	Boston
Apr. 2	W	6-3	TORONTO
Apr. 5	W	7-2	MINNESOTA
Apr. 6	L	4-6	Detroit
Apr. 8	L	4-6	WASHINGTON
Apr. 9	W	3-2	Cleveland

# 1978-79 PENGUINS SEASON REVIEW

## (36-31-13) Finished 2nd in Norris Division

### Season Highlights

- Montreal hands the Penguins a 12-0 loss on Feb. 22 to set the franchise mark for the greatest margin of defeat.
- Penguins reel off a 10-game unbeaten streak (6-0-4) from March 13 through March 28.
- Penguins set a season record with 34 road points (13 wins, 8 ties).
- George Ferguson scores in overtime to eliminate Buffalo in the preliminary round of the playoffs, 2-1.
- Boston sweeps Pittsburgh, 4-0, in the Quarterfinals.

### Major Trades

**June 13, 1978** - Obtained Randy Carlyle and George Ferguson from Toronto for Dave Burrows.

**June 14, 1978** - Obtained Tom Bladon, Orest Kindrachuk and Ross Lonsberry from Philadelphia for a first round choice in the 1978 Amateur Draft.

**Sept. 6, 1978** - Obtained Gregg Sheppard from Boston in a three-way deal, with Pittsburgh sending Jean Pronovost to Atlanta and Atlanta sending Dick Redmond to Boston.

**Oct. 18, 1978** - Obtained Rod Schutt from Montreal for a first round choice in the 1981 Amateur Draft.

**Feb. 6, 1979** - Obtained Gary McAdam from Buffalo for Dave Schultz.

### Final Statistics

#### SCORING PLAYERS

	GP	G	A	PTS	PIM
Greg Malone	80	35	30	65	52
Orest Kindrachuk	79	18	42	60	84
Peter Lee	80	32	26	58	24
Peter Mahovich	60	14	39	53	39
George Ferguson	80	21	29	50	37
Randy Carlyle	70	13	34	47	78
Ross Lonsberry	80	24	22	46	38
Rick Kehoe	57	27	18	45	2
Rod Schutt	74	24	21	45	33
Ron Stackhouse	75	10	33	43	54
Gregg Sheppard	60	15	22	37	9
Dale Tallon	63	5	24	29	35
Tom Bladon	78	4	23	27	64
Gary McAdam	68	11	14	25	15
Colin Campbell	65	2	18	20	137
Blair Chapman	71	10	8	18	18
Russ Anderson	72	3	13	16	93
Wayne Bianchin	40	7	4	11	20
Jacques Cossette	38	7	2	9	16
Denis Herron	56	1	0	2	1
Kim Davis	1	0	1	0	0
Bob Paradise	14	0	1	1	4
Gordon Laxton	1	0	0	0	0
Jim Hamilton	2	0	0	0	0
Tom Price	2	0	0	0	4
Lex Hudson	2	0	0	0	0
Mike Meeke	4	0	0	0	5
Brian Spencer	7	0	0	0	0
Greg Millen	28	0	0	0	0
Bench					16

#### GOALTENDING PLAYERS (W-L-T)

	GP	MP	GA	SO	GAA
Denis Herron (22-19-12)	56	3208	180	0	3.37
Greg Millen (14-11-1)	28	1532	86	2	3.37
Gordon Laxton (0-1-0)	1	60	8	0	8.00
<b>TOTALS (36-31-13)</b>	<b>80</b>	<b>4800</b>	<b>279</b>	<b>2</b>	<b>3.49</b>

### Game-by-Game Results

DATE	W-L-T	SCORE	OPPONENT
Oct. 11	L	2-3	TORONTO
Oct. 12	L	2-8	Boston
Oct. 14	T	4-4	BOSTON
Oct. 18	L	3-5	NY ISLANDERS
Oct. 19	L	1-3	Philadelphia
Oct. 21	W	5-1	WASHINGTON
Oct. 25	T	6-6	ST. LOUIS
Oct. 28	L	2-4	ATLANTA
Oct. 29	L	2-3	NY Rangers
Nov. 1	L	4-6	Washington
Nov. 3	L	0-2	Atlanta
Nov. 4	W	7-3	DETROIT
Nov. 8	W	6-3	COLORADO
Nov. 9	T	4-4	Buffalo
Nov. 11	L	1-2	NY RANGERS
Nov. 16	W	6-3	Vancouver
Nov. 18	W	3-1	Los Angeles
Nov. 22	L	2-3	MONTREAL
Nov. 23	L	4-8	Montreal
Nov. 25	L	1-3	PHILADELPHIA
Nov. 26	L	2-8	Toronto
Nov. 29	W	5-3	WASHINGTON
Dec. 1	W	7-4	Washington
Dec. 2	W	5-2	CHICAGO
Dec. 5	T	3-3	NY Islanders
Dec. 6	W	6-4	TORONTO
Dec. 8	T	3-3	Montreal
Dec. 9	T	4-4	BUFFALO
Dec. 13	W	3-0	ST. LOUIS
Dec. 14	L	1-2	Philadelphia
Dec. 16	W	6-5	VANCOUVER
Dec. 17	T	3-3	Chicago
Dec. 21	W	4-1	Los Angeles
Dec. 23	L	3-5	Minnesota
Dec. 27	W	5-2	LOS ANGELES
Dec. 30	W	3-1	DETROIT
Dec. 31	W	5-4	Detroit
Jan. 3	L	3-5	VANCOUVER
Jan. 5	T	3-3	Atlanta
Jan. 6	L	3-4	LOS ANGELES
Jan. 10	W	3-2	MONTREAL
Jan. 13	W	5-3	BOSTON
Jan. 14	W	5-4	Buffalo
Jan. 16	W	5-0	MINNESOTA
Jan. 17	L	1-4	Detroit
Jan. 20	L	2-5	WASHINGTON
Jan. 24	L	1-4	Los Angeles
Jan. 25	L	3-5	Colorado
Jan. 27	W	5-3	LOS ANGELES
Jan. 31	L	1-4	MONTREAL
Feb. 3	L	4-2	DETROIT
Feb. 4	L	3-8	DETROIT
Feb. 15	W	6-5	MINNESOTA
Feb. 17	W	6-3	BUFFALO
Feb. 18	L	2-6	Detroit
Feb. 21	W	3-1	MONTREAL
Feb. 22	L	0-12	Montreal
Feb. 24	W	5-1	CHICAGO
Feb. 25	T	2-2	Chicago
Feb. 28	W	5-3	COLORADO
Mar. 3	L	4-8	St. Louis
Mar. 4	W	7-2	Colorado
Mar. 7	L	0-4	LOS ANGELES
Mar. 10	W	3-2	PHILADELPHIA
Mar. 11	L	0-4	Toronto
Mar. 13	W	9-3	Vancouver
Mar. 14	T	3-3	Los Angeles
Mar. 17	W	5-2	Washington
Mar. 18	W	5-1	NY Rangers
Mar. 21	T	2-2	WASHINGTON
Mar. 22	W	3-1	Boston
Mar. 24	T	3-3	NY Islanders
Mar. 25	T	2-2	NY ISLANDERS
Mar. 27	W	5-1	Minnesota
Mar. 28	W	7-1	NY RANGERS
Mar. 31	L	3-5	Montreal
Apr. 1	L	2-7	ATLANTA
Apr. 3	W	3-2	St. Louis
Apr. 7	W	4-3	DETROIT
Apr. 18	L	2-5	Washington

# 1979-80 PENGUINS SEASON REVIEW

(30-37-13) Finished 3rd in Norris Division

## Season Highlights

- Greg Malone records six assists vs. Quebec on Nov. 28.
- Penguins wear black and gold uniforms for the first time vs. St. Louis on Jan. 30.
- Penguins defeat New York Islanders, 4-3, on Jan. 3 to gain first place in the Norris Division for the first time in club history.
- Olympian Mark Johnson makes his Penguin debut on March 2 vs. NY Islanders and scores his first NHL goal on March 23 vs. Winnipeg.

## Major Trades

**Aug. 3, 1979** - Obtained Nick Libett from Detroit for Pete Mahovich.

**Aug. 30, 1979** - Obtained Rob Holland and Pat Hughes from Montreal for Denis Herron and a second round choice in the 1982 Entry Draft.

**Nov. 13, 1979** - Obtained Bob Stewart from St. Louis for Blair Chapman.

## Final Statistics

SCORING PLAYERS					
	GP	G	A	PTS	PIM
Rick Kehoe	79	30	30	60	4
Greg Malone	51	19	32	51	46
George Ferguson	73	21	28	49	36
Orest Kindrachuk	52	17	29	46	63
Peter Lee	74	16	29	45	20
Gary McAdam	78	19	22	41	63
Rod Schutt	73	18	21	39	43
Gregg Sheppard	76	13	24	37	20
Randy Carlyle	67	8	28	36	45
Ross Lonsberry	76	15	18	33	36
Ron Stackhouse	78	6	27	33	36
Pat Hughes	76	18	14	32	78
Russ Anderson	76	5	22	27	150
Nick Libett	78	14	12	26	14
Paul Marshall	46	9	12	21	9
Mario Faubert	49	5	13	18	31
Dale Tallon	32	5	9	14	18
Bob Stewart	75	3	8	11	56
Kim Davis	24	3	7	10	43
Mark Johnson	17	3	5	8	4
Tom Bladon	57	2	6	8	35
Greg Millen	44	0	3	3	14
Kim Clackson	46	0	3	3	166
Jim Hamilton	10	2	0	2	0
Nick Ricci	4	0	0	0	0
Rob Holland	34	0	0	0	2
Bench					10

GOALTENDING PLAYERS (W-L-T)					
	GP	MP	GA	SO	GAA
Nick Ricci (2-2-0)	4	240	14	0	3.50
Greg Millen (18-18-7)	44	2586	157	2	3.64
Rob Holland (10-17-6)	34	1974	126	1	3.83
<b>TOTALS (30-37-13)</b>	<b>80</b>	<b>4800</b>	<b>303</b>	<b>3</b>	<b>3.79</b>

## Game-by-Game Results

DATE	W-L-T	SCORE	OPPONENT
Oct. 10	W	4-2	WINNIPEG
Oct. 13	T	3-3	HARTFORD
Oct. 14	W	4-1	Boston
Oct. 17	L	4-5	LOS ANGELES
Oct. 20	W	5-1	WASHINGTON
Oct. 21	L	3-6	NY Rangers
Oct. 24	L	3-7	Buffalo
Oct. 25	L	5-8	Montreal
Oct. 31	W	4-2	COLORADO
Nov. 3	T	3-3	ATLANTA
Nov. 7	T	3-3	MONTREAL
Nov. 10	L	1-6	BOSTON
Nov. 11	W	4-1	NY Rangers
Nov. 15	L	3-3	Los Angeles
Nov. 16	L	2-5	Vancouver
Nov. 18	W	3-2	Winnipeg
Nov. 21	W	5-2	ST. LOUIS
Nov. 23	L	1-4	Atlanta
Nov. 24	W	5-3	NY RANGERS
Nov. 28	W	7-2	QUEBEC
Nov. 30	L	5-7	Hartford
Dec. 1	W	5-4	COLORADO
Dec. 5	T	3-3	VANCOUVER
Dec. 7	W	5-3	Washington
Dec. 8	T	3-3	CHICAGO
Dec. 11	T	3-3	St. Louis
Dec. 12	T	3-3	NY ISLANDERS
Dec. 15	T	3-3	NY Islanders
Dec. 16	L	1-4	Quebec
Dec. 19	T	0-0	Chicago
Dec. 20	T	1-1	Philadelphia
Dec. 22	L	3-4	NY RANGERS
Dec. 26	W	6-4	DETROIT
Dec. 28	W	4-2	Atlanta
Dec. 29	W	3-2	ATLANTA
Dec. 31	L	2-4	Minnesota
Jan. 2	W	5-3	MONTREAL
Jan. 3	W	4-3	NY Islanders
Jan. 5	L	4-5	BUFFALO
Jan. 7	L	5-9	Toronto
Jan. 9	W	4-2	VANCOUVER
Jan. 12	L	2-3	CHICAGO
Jan. 16	W	6-4	TORONTO
Jan. 18	L	1-7	Hartford
Jan. 19	L	2-5	EDMONTON
Jan. 23	L	3-4	Edmonton
Jan. 24	L	1-4	Colorado
Jan. 26	L	4-6	BOSTON
Jan. 27	W	5-3	Boston
Jan. 30	L	3-4	ST. LOUIS
Jan. 31	L	3-4	Detroit
Feb. 2	L	0-4	PHILADELPHIA
Feb. 7	L	0-9	Buffalo
Feb. 9	L	2-5	MINNESOTA
Feb. 10	L	2-3	Chicago
Feb. 14	W	4-2	Toronto
Feb. 16	L	1-8	Montreal
Feb. 17	L	5-6	Philadelphia
Feb. 20	W	7-5	DETROIT
Feb. 23	W	2-1	QUEBEC
Feb. 24	L	0-2	Quebec
Feb. 27	W	3-2	WINNIPEG
Mar. 2	T	0-0	NY ISLANDERS
Mar. 3	L	1-5	St. Louis
Mar. 5	L	3-5	TORONTO
Mar. 8	W	5-4	EDMONTON
Mar. 9	L	2-6	Detroit
Mar. 11	L	3-4	PHILADELPHIA
Mar. 12	W	4-2	LOS ANGELES
Mar. 15	W	5-2	MINNESOTA
Mar. 18	L	3-4	Minnesota
Mar. 21	L	2-9	Edmonton
Mar. 23	W	4-2	Winnipeg
Mar. 25	W	4-2	Vancouver
Mar. 27	T	2-2	Los Angeles
Mar. 28	L	0-5	Colorado
Mar. 30	W	4-0	WASHINGTON
Apr. 1	L	2-6	Washington
Apr. 2	W	6-4	HARTFORD
Apr. 5	L	1-9	BUFFALO

# 1980-81 PENGUINS SEASON REVIEW

## (30-37-13) Finished 3rd in Norris Division

### Season Highlights

- Ed Johnston is named head coach of the Penguins on July 15.
- Paul Gardner scores four goals vs. Philadelphia on Dec. 13, becoming the first player in Penguins history to accomplish this feat.
- Penguins set franchise record with six consecutive victories from Feb. 22 to March 4.
- Rick Kehoe's 55 goals set a single-season franchise record.
- St. Louis's Mike Crombeen scores at 5:16 of the second OT to give St. Louis a 4-3 win in the deciding game of the preliminary playoff round.
- Randy Carlyle is named First Team All-Star.
- Rick Kehoe wins the Lady Byng Trophy and Randy Carlyle wins the James Norris Trophy.

### Major Trades

**Nov. 18, 1980** - Obtained Paul Gardner and Dave Burrows from Toronto for Paul Marshall and Kim Davis.

**Jan. 2, 1981** - Obtained Gary Rissling from Washington for a fifth round choice in the 1981 Entry Draft.

**March 10, 1981** - Obtained Pat Price from Edmonton for Pat Hughes.

### Final Statistics

SCORING PLAYERS	GP	G	A	PTS	PIM
Rick Kehoe	80	55	33	88	6
Randy Carlyle	76	16	67	83	136
Paul Gardner	62	34	40	74	59
Peter Lee	80	30	34	64	86
Rod Schutt	80	25	35	60	55
Mario Faubert	72	8	44	52	118
Greg Malone	62	21	29	50	68
Ross Lonsberry	80	17	33	50	76
George Ferguson	79	25	18	43	42
Pat Price	72	8	34	42	226
Errol Thompson	73	20	20	40	64
Ron Stackhouse	74	6	29	35	86
Mark Johnson	73	10	23	33	50
Gregg Sheppard	47	11	17	28	49
Pat Hughes	58	10	9	19	161
Paul Baxter	51	5	14	19	204
Russ Anderson	34	3	14	17	112
Nick Libett	44	6	6	12	4
Orest Kindrachuk	13	3	9	12	34
Gary McAdam	34	3	9	12	30
Marc Chorney	8	1	6	7	14
Jim Hamilton	20	1	6	7	14
Paul Marshall	13	0	0	3	4
Mike Bullard	13	1	2	3	19
Dave Burrows	59	0	2	2	20
Greg Millen	63	0	2	2	6
Kim Davis	8	1	0	1	4
Gary Rissling	26	1	0	1	143
Bennett Wolf	24	0	1	1	94
Gilles Lupien	31	0	1	1	34
Tony Feltrin	2	0	0	0	0
Nick Ricci	9	0	0	0	2
Rob Holland	10	0	0	0	0

GOALTENDING PLAYERS (W-L-T)	GP	MP	GA	SO	GAA
Nick Ricci (4-5-0)	95	40	35	0	3.89
Greg Millen (25-27-10)	63	3721	258	0	4.16
Rob Holland (1-5-3)	10	539	45	0	5.01
<b>TOTALS (30-37-13)</b>	<b>80</b>	<b>4800</b>	<b>345</b>	<b>0</b>	<b>4.31</b>

### Game-by-Game Results

DATE	W-L-T	SCORE	OPPONENT
Oct. 9	L	4-7	Philadelphia
Oct. 11	W	5-4	WINNIPEG
Oct. 12	W	6-3	NY Rangers
Oct. 15	L	2-5	HARTFORD
Oct. 18	L	2-4	BUFFALO
Oct. 21	L	5-8	Toronto
Oct. 22	W	9-3	ST. LOUIS
Oct. 25	L	2-8	CALGARY
Oct. 29	T	1-1	Buffalo
Oct. 31	W	6-5	Winnipeg
Nov. 1	L	3-6	Minnesota
Nov. 3	T	4-4	Edmonton
Nov. 5	L	1-2	TORONTO
Nov. 8	W	5-3	DETROIT
Nov. 9	L	4-7	Boston
Nov. 12	L	1-3	WASHINGTON
Nov. 14	T	3-3	NY Rangers
Nov. 15	L	4-7	BOSTON
Nov. 19	L	2-3	MINNESOTA
Nov. 22	W	4-2	COLORADO
Nov. 26	L	4-7	VANCOUVER
Nov. 27	T	3-3	Boston
Nov. 29	L	2-4	NY RANGERS
Dec. 3	T	4-4	Toronto
Dec. 4	W	3-2	Montreal
Dec. 6	W	6-4	CHICAGO
Dec. 7	L	1-10	Buffalo
Dec. 10	W	4-3	MONTREAL
Dec. 12	W	6-2	Washington
Dec. 13	L	5-6	PHILADELPHIA
Dec. 17	T	3-3	Los Angeles
Dec. 19	L	4-10	Vancouver
Dec. 20	T	3-3	Calgary
Dec. 23	L	3-6	St. Louis
Dec. 26	L	7-9	Hartford
Dec. 27	W	6-4	QUEBEC
Dec. 31	L	1-3	Detroit
Jan. 3	W	6-4	DETROIT
Jan. 4	L	2-3	Chicago
Jan. 7	W	7-3	NY ISLANDERS
Jan. 8	L	2-4	Montreal
Jan. 10	L	3-5	CHICAGO
Jan. 13	L	3-6	NY Islanders
Jan. 14	W	6-3	ST. LOUIS
Jan. 17	W	5-4	LOS ANGELES
Jan. 21	L	0-5	PHILADELPHIA
Jan. 24	W	4-3	CALGARY
Jan. 27	L	1-7	St. Louis
Jan. 28	W	3-1	MINNESOTA
Jan. 31	T	4-4	WASHINGTON
Feb. 2	L	4-8	Chicago
Feb. 4	W	3-2	Winnipeg
Feb. 6	L	4-6	Colorado
Feb. 7	L	4-5	Calgary
Feb. 12	W	5-3	NY ISLANDERS
Feb. 14	T	2-2	VANCOUVER
Feb. 17	L	1-4	Philadelphia
Feb. 19	W	6-2	HARTFORD
Feb. 21	L	1-6	BUFFALO
Feb. 22	W	9-4	COLORADO
Feb. 25	W	4-3	WINNIPEG
Feb. 26	W	7-5	Washington
Feb. 28	W	6-4	NY RANGERS
Mar. 2	W	5-4	Quebec
Mar. 4	W	6-5	LOS ANGELES
Mar. 7	L	5-8	Minnesota
Mar. 8	W	6-4	EDMONTON
Mar. 11	L	1-2	MONTREAL
Mar. 14	T	3-3	QUEBEC
Mar. 16	L	6-7	Edmonton
Mar. 17	L	3-4	Vancouver
Mar. 19	T	4-4	Los Angeles
Mar. 21	W	3-1	Colorado
Mar. 25	W	5-2	TORONTO
Mar. 28	T	4-4	NY Islanders
Mar. 29	L	2-5	EDMONTON
Mar. 31	L	1-5	Quebec
Apr. 2	T	1-1	Detroit
Apr. 4	L	2-5	BOSTON
Apr. 5	W	5-4	Hartford

# 1981-82 PENGUINS SEASON REVIEW

(31-36-13) Finished 4th in Patrick Division

## Season Highlights

- Michel Dion is named starting goalie in NHL All-Star Game.
- Penguins break the New York Islanders' 15-game winning streak with a 4-3 victory on Feb. 21.
- Penguins score 99 power play goals to lead NHL.
- Mike Bullard's 37 goals are the most ever by a Penguins rookie.
- Paul Baxter sets a franchise record with 409 penalty minutes.

## Major Trades

**June 29, 1981** - Obtained Pat Boutette and Kevin McClelland from Hartford as compensation for Hartford's signing of free agent Greg Millen.

**June 30, 1981** - Signed Michel Dion as a free agent.

**Sept. 11, 1981** - Obtained Paul Harrison from Toronto for future considerations.

**Dec. 29, 1981** - Obtained Rick MacLeish from Hartford for Russ Anderson.

**Feb. 14, 1982** - Obtained Gary Edwards from St. Louis for an eighth round choice in the 1984 Entry Draft.

## Final Statistics

SCORING PLAYERS	GP	G	A	PTS	PIM
Rick Kehoe	71	33	52	85	8
Randy Carlyle	73	11	64	75	131
Pat Boutette	80	23	51	74	230
Paul Gardner	59	36	33	69	28
Mike Bullard	75	36	27	63	91
George Ferguson	71	22	31	53	45
Rick MacLeish	74	19	28	47	44
Paul Baxter	76	9	34	43	409
Greg Malone	78	15	24	39	125
Pat Price	77	7	31	38	322
Peter Lee	74	18	16	34	98
Doug Shedden	38	10	15	25	12
Gregg Sheppard	58	11	10	21	35
Mark Johnson	46	10	11	21	30
Ron Stackhouse	76	2	19	21	102
Rod Schutt	35	9	12	21	42
Andre St. Laurent	34	10	9	19	32
Bob Simpson	26	9	9	18	4
Steve Gatzos	16	6	8	14	14
Pat Graham	42	6	8	14	55
Mario Faubert	14	4	8	12	14
Greg Hotham	28	4	6	10	16
Jim Hamilton	11	5	3	8	2
Paul Mulvey	27	1	7	8	76
Marc Chorney	60	1	6	7	63
Kevin McClelland	10	1	4	5	4
Randy Boyd	23	0	2	2	49
Russ Anderson	31	0	1	1	98
Michel Dion	62	0	1	1	4
Dave Hannan	1	0	0	0	0
Bennett Wolf	1	0	0	0	2
Nick Ricci	3	0	0	0	0
Tony Feltrin	5	0	0	0	4
Gary Edwards	6	0	0	0	2
Paul Harrison	13	0	0	0	0
Gary Rissling	16	0	0	0	55
Bench					10
GOALTENDING PLAYERS (W-L-T)	GP	MP	GA	SO	GAA
Gary Edwards (3-2-1)	6	360	22	1	3.67
Michel Dion (25-24-12)	62	3580	226	0	3.79
Nick Ricci (0-3-0)	3	160	14	0	5.25
Paul Harrison (3-7-0)	13	700	64	0	5.49
<b>TOTAL (31-36-13)</b>	<b>80</b>	<b>4800</b>	<b>337</b>	<b>1</b>	<b>4.21</b>

## Game-by-Game Results

DATE	W-L-T	SCORE	OPPONENT
Oct. 6	L	2-6	St. Louis
Oct. 7	T	5-5	Chicago
Oct. 10	W	2-1	QUEBEC
Oct. 11	L	2-8	Philadelphia
Oct. 14	L	1-4	NY ISLANDERS
Oct. 17	W	5-2	MINNESOTA
Oct. 18	L	2-3	Detroit
Oct. 20	W	5-3	COLORADO
Oct. 22	T	3-3	Calgary
Oct. 23	L	3-8	Edmonton
Oct. 25	W	6-4	Vancouver
Oct. 28	L	3-5	TORONTO
Oct. 29	L	4-6	Philadelphia
Oct. 31	W	3-1	BUFFALO
Nov. 4	W	6-3	NY RANGERS
Nov. 7	W	7-2	PHILADELPHIA
Nov. 11	W	3-2	Washington
Nov. 14	T	3-3	Boston
Nov. 18	W	6-1	ST. LOUIS
Nov. 20	T	3-3	TORONTO
Nov. 21	L	5-9	Montreal
Nov. 24	W	7-1	Quebec
Nov. 25	W	2-1	MONTREAL
Nov. 28	W	5-3	DETROIT
Dec. 1	W	4-2	WINNIPEG
Dec. 5	L	1-3	St. Louis
Dec. 6	L	4-7	Buffalo
Dec. 9	L	1-4	PHILADELPHIA
Dec. 12	W	7-4	WASHINGTON
Dec. 14	L	4-5	NY Rangers
Dec. 16	W	7-6	LOS ANGELES
Dec. 19	T	3-3	NY RANGERS
Dec. 20	L	1-3	Philadelphia
Dec. 23	T	4-4	Toronto
Dec. 26	L	5-7	BUFFALO
Dec. 27	W	3-5	NY Rangers
Dec. 30	W	6-2	WASHINGTON
Jan. 2	W	9-4	HARTFORD
Jan. 3	W	6-4	Hartford
Jan. 6	L	3-6	Chicago
Jan. 7	L	4-5	Detroit
Jan. 9	W	4-3	VANCOUVER
Jan. 13	L	1-6	WINNIPEG
Jan. 16	L	0-4	Calgary
Jan. 17	T	3-3	Vancouver
Jan. 20	W	5-4	BOSTON
Jan. 21	L	1-6	NY Islanders
Jan. 23	T	5-5	PHILADELPHIA
Jan. 26	L	2-9	NY Islanders
Jan. 27	L	3-6	NY ISLANDERS
Jan. 30	W	2-1	WINNIPEG
Jan. 31	L	3-8	Washington
Feb. 2	L	6-9	MINNESOTA
Feb. 6	L	4-6	WASHINGTON
Feb. 7	L	4-5	Philadelphia
Feb. 10	T	3-3	HARTFORD
Feb. 11	L	2-4	Montreal
Feb. 13	T	3-3	LOS ANGELES
Feb. 16	L	2-6	NY Islanders
Feb. 17	L	3-5	NY RANGERS
Feb. 20	W	6-5	PHILADELPHIA
Feb. 21	W	4-3	NY ISLANDERS
Feb. 25	L	2-4	NY Islanders
Feb. 27	L	1-4	EDMONTON
Feb. 28	W	4-2	NY Rangers
Mar. 3	L	2-3	BOSTON
Mar. 6	W	6-4	Quebec
Mar. 7	T	4-4	CALGARY
Mar. 10	W	7-2	Washington
Mar. 13	W	6-2	COLORADO
Mar. 15	L	3-4	Minnesota
Mar. 17	L	4-10	Edmonton
Mar. 20	L	5-7	Los Angeles
Mar. 21	W	6-0	Colorado
Mar. 24	L	2-7	NY RANGERS
Mar. 27	T	3-3	CHICAGO
Mar. 28	W	6-5	Washington
Mar. 31	T	4-4	WASHINGTON
Apr. 2	W	7-5	NY Rangers
Apr. 4	W	7-2	NY ISLANDERS

# 1982-83 PENGUINS SEASON REVIEW

## (18-53-9) Finished 6th in Patrick Division

### Season Highlights

- Pat Boutette records hat tricks on Oct. 12 vs. Vancouver and Oct. 27 vs. Washington.
- Denis Herron records his fourth shutout as a Penguin on Dec. 4 in a 0-0 tie with Philadelphia.
- Rick Kehoe is named to the Prince of Wales Conference All-Star Team.
- Penguins lose 11 in a row from Jan. 22 through Feb. 10 and are winless in 18 games (0-17-1) from Jan. 2 through Feb. 10.
- Penguins allow a franchise record 394 goals against.

### Major Trades

**Sept. 15, 1982** - Obtained Denis Herron from Montreal for a third round choice in the 1985 Entry Draft.

**Oct. 28, 1982** - Obtained Ron Meighan and Anders Hakansson from Minnesota for George Ferguson and a first round choice in the 1983 Entry Draft.

**Nov. 8, 1982** - Obtained Stan Jonathan from Boston for future considerations.

### Final Statistics

SCORING PLAYERS	GP	G	A	PTS	PIM
Doug Shedden	80	24	43	67	54
Rick Kehoe	75	29	36	65	52
Greg Malone	80	17	44	61	82
Pat Boutette	80	27	29	56	152
Randy Carlyle	61	15	41	56	110
Paul Gardner	70	28	27	55	12
Mike Bullard	57	22	22	44	60
Dave Hannan	74	11	22	33	127
Paul Baxter	75	11	21	32	238
Greg Hotham	58	2	30	32	39
Peter Lee	63	13	13	26	10
Andre St. Laurent	70	13	9	22	105
Anders Hakansson	67	9	12	21	35
Randy Boyd	56	4	14	18	71
Steve Gatzos	44	6	7	13	52
Pat Price	38	1	11	12	104
Kevin McClelland	38	5	4	9	73
Gary Rissling	40	3	4	9	128
Marc Chorney	67	3	5	8	66
Ron Meighan	41	2	6	8	16
Tony Feltrin	32	3	3	6	40
Pat Graham	20	1	5	6	16
Tim Hymenwich	30	2	3	5	48
Doug Lecuyer	12	1	4	5	12
Rick MacLeish	6	0	5	5	2
Rod Buskas	41	2	2	4	102
Stan Jonathan	20	0	3	3	13
Jim Hamilton	5	0	2	2	2
Michel Dion	49	0	2	2	8
Bob Simpson	4	1	0	1	0
Denis Herron	31	0	1	1	14
Rob Garner	1	0	0	0	0
Brian Lundberg	1	0	0	0	2
Nick Ricci	3	0	0	0	0
Roberto Romano	3	0	0	0	0
Rich Sutter	4	0	0	0	0
Rod Schutt	5	0	0	0	0
Bennett Wolf	5	0	0	0	37
George Ferguson	7	0	0	0	2
Ian Turnbull	7	0	0	0	4
Bench					20

GOALTENDING PLAYERS (W-L-T)	GP	MP	GA	SO	GAA
Michel Dion (12-30-4)	49	2791	198	0	4.26
Denis Herron (5-18-5)	31	1707	151	1	5.31
Nick Ricci (1-2-0)	3	147	16	0	6.53
Roberto Romano (0-3-0)	3	155	18	0	6.97
<b>TOTALS (18-53-9)</b>	<b>80</b>	<b>4800</b>	<b>394</b>	<b>1</b>	<b>4.93</b>

### Game-by-Game Results

DATE	W-L-T	SCORE	OPPONENT
Oct. 5	T	3-3	New Jersey
Oct. 9	L	3-5	NY RANGERS
Oct. 10	L	3-4	Boston
Oct. 12	W	5-4	VANCOUVER
Oct. 14	L	0-9	NY ISLANDERS
Oct. 16	L	5-6	NEW JERSEY
Oct. 20	L	3-5	ST. LOUIS
Oct. 21	L	4-8	Quebec
Oct. 23	W	4-2	PHILADELPHIA
Oct. 27	W	7-5	WASHINGTON
Oct. 28	L	2-9	Philadelphia
Oct. 30	L	1-4	CALGARY
Oct. 31	L	2-6	NY Rangers
Nov. 2	W	3-1	NY Islanders
Nov. 4	T	4-4	New Jersey
Nov. 6	L	2-6	Los Angeles
Nov. 10	W	5-4	EDMONTON
Nov. 13	L	1-3	CALGARY
Nov. 14	T	6-6	Buffalo
Nov. 17	W	4-3	HARTFORD
Nov. 20	W	4-3	BOSTON
Nov. 24	W	4-3	TORONTO
Nov. 26	T	6-6	Minnesota
Nov. 27	L	3-5	St. Louis
Dec. 1	L	2-4	CHICAGO
Dec. 2	L	4-5	Washington
Dec. 4	T	0-0	PHILADELPHIA
Dec. 8	W	4-2	BUFFALO
Dec. 11	L	4-7	QUEBEC
Dec. 12	L	3-4	Philadelphia
Dec. 15	T	4-4	DETROIT
Dec. 18	L	1-3	WASHINGTON
Dec. 20	L	3-6	NY Rangers
Dec. 21	W	3-2	Hartford
Dec. 23	L	4-6	Detroit
Dec. 26	W	4-3	NY RANGERS
Dec. 28	L	3-6	Washington
Dec. 29	L	5-6	ST. LOUIS
Jan. 1	W	2-1	NY ISLANDERS
Jan. 2	L	1-5	Montreal
Jan. 7	L	2-7	Edmonton
Jan. 9	L	3-4	Winnipeg
Jan. 12	L	0-7	MINNESOTA
Jan. 13	L	1-8	Philadelphia
Jan. 15	L	7-8	MONTREAL
Jan. 19	T	1-1	NEW JERSEY
Jan. 22	L	3-7	QUEBEC
Jan. 24	L	2-8	Toronto
Jan. 26	L	2-6	WASHINGTON
Jan. 28	L	2-7	Washington
Jan. 29	L	1-2	NY RANGERS
Jan. 31	L	2-3	New Jersey
Feb. 2	L	4-7	Chicago
Feb. 4	L	4-6	Winnipeg
Feb. 5	L	4-7	Calgary
Feb. 9	L	2-6	VANCOUVER
Feb. 10	L	3-7	Boston
Feb. 12	W	6-4	LOS ANGELES
Feb. 15	L	3-7	DETROIT
Feb. 17	L	1-4	NY Islanders
Feb. 19	L	7-10	EDMONTON
Feb. 21	L	2-4	Toronto
Feb. 23	W	6-4	WINNIPEG
Feb. 24	L	3-6	Philadelphia
Feb. 26	W	5-4	NEW JERSEY
Feb. 28	L	3-9	NY Rangers
Mar. 1	T	3-3	NY RANGERS
Mar. 4	L	2-10	Buffalo
Mar. 6	L	3-5	PHILADELPHIA
Mar. 10	L	3-4	NY ISLANDERS
Mar. 12	W	7-2	Hartford
Mar. 13	L	3-4	CHICAGO
Mar. 16	L	2-3	Minnesota
Mar. 19	W	7-4	Los Angeles
Mar. 21	L	3-7	Vancouver
Mar. 26	T	4-4	Washington
Mar. 27	L	1-4	NY ISLANDERS
Mar. 30	W	3-2	MONTREAL
Apr. 2	L	3-6	NY Islanders
Apr. 3	L	3-5	NEW JERSEY

# 1983-84 PENGUINS SEASON REVIEW

(16-58-6) Finished 6th in Patrick Division

## Season Highlights

- Lou Angotti is named head coach on July 20, 1983.
- Penguins finish 16-58-6 for 38 points, their worst record ever and worst overall record in the NHL.
- Mike Bullard scores 51 goals, becoming only the fourth player in Penguins' history to score 50 or more.

## Major Trades

**Oct. 23, 1983** - Obtained Andy Brickley, Ron Flockhart, Mark Taylor and a first round choice in the 1984 Entry Draft from Philadelphia for Rich Sutter and second and third round choices in the 1984 Entry Draft.

**Dec. 5, 1983** - Obtained Tom Roulston from Edmonton for Kevin McClelland and a sixth round choice in the 1984 Entry Draft.

**Jan. 26, 1984** - Obtained Kevin McCarthy from Vancouver for a third round choice in the 1984 Entry Draft.

**Mar. 5, 1984** - Obtained Moe Mantha and a first round choice in the 1984 Entry Draft From Winnipeg for Randy Carlyle.

## Final Statistics

### SCORING PLAYERS

PLAYERS	GP	G	A	PTS	PIM
Mike Bullard	76	51	41	92	57
Doug Shedden	67	22	35	57	20
Mark Taylor	60	24	31	55	24
Ron Flockhart	76	27	21	48	44
Rick Kehoe	57	18	27	45	8
Tom Roulston	77	16	24	40	24
Pat Boutette	73	14	26	40	142
Andy Brickley	50	18	20	38	9
Kevin McCarthy	78	6	30	36	113
Greg Hotham	76	5	25	30	59
Randy Carlyle	50	3	23	26	82
Bob Errey	65	9	13	22	29
Norm Schmidt	34	6	12	18	12
Bryan Maxwell	48	3	15	18	111
Gary Rissling	47	4	13	17	297
Tom O'Regan	51	4	10	14	8
Greg Fox	73	2	10	12	97
Tim Hrynewich	25	4	5	9	34
Marty McSorley	72	2	7	9	224
Tom Thornbury	14	1	6	9	16
Warren Young	15	1	7	8	19
Steve Gatzos	23	3	3	6	15
Kevin McClelland	24	2	4	6	62
Rod Buskas	47	2	4	6	60
Bob Gladney	13	1	5	6	2
Ted Bulley	26	2	2	5	12
Dave Hannan	24	2	2	5	33
Paul Gardner	16	0	3	5	6
Jim Hamilton	11	2	2	4	4
Rod Schutt	11	1	3	4	4
Rocky Saganuik	29	1	3	4	37
Darren Lowe	8	1	2	3	0
Andre St. Laurent	8	2	0	2	21
Mitch Lamoreux	8	1	1	2	6
Tim Tookey	8	0	2	2	2
Dean DeFazio	22	0	2	2	28
Greg Tebutt	24	0	2	2	31
Marc Chorney	4	0	1	1	8
Phil Bourque	5	0	1	1	12
Randy Boyd	5	0	1	1	6
Michel Dion	30	0	1	1	2
Grant Sasser	3	0	0	0	0
Vincent Tremblay	4	0	0	0	0
Rich Sutter	5	0	0	0	0
Todd Charlesworth	10	0	0	0	8
Troy Loney	13	0	0	0	9
Roberto Romano	18	0	0	0	0
Denis Herron	38	0	0	0	21
Bench					14

### GOALTENDING PLAYERS (W-L-T)

PLAYERS (W-L-T)	GP	MP	GA	SO	GAA
Denis Herron (8-24-2)	38	2028	138	1	4.08
Roberto Romano (6-11-0)	18	1020	78	1	4.59
Michel Dion (2-19-4)	30	1553	138	0	5.33
Vincent Tremblay (0-4-0)	4	240	24	0	6.00
<b>TOTALS (16-58-6)</b>	<b>80</b>	<b>4840</b>	<b>390</b>	<b>2</b>	<b>4.68</b>

## Game-by-Game Results

DATE	W-L-T	SCORE	OPPONENT
Oct. 4	L	3-5	St. Louis
Oct. 8	L	1-6	NY RANGERS
Oct. 9	L	1-7	Philadelphia
Oct. 12	L	3-4*	WINNIPEG
Oct. 14	W	4-0	Washington
Oct. 15	L	4-6	HARTFORD
Oct. 18	L	1-3	BUFFALO
Oct. 22	L	1-6	BOSTON
Oct. 25	L	0-1	WASHINGTON
Oct. 27	W	4-2	Chicago
Oct. 29	L	1-3	PHILADELPHIA
Oct. 30	W	5-3	New Jersey
Nov. 2	W	6-3	Winnipeg
Nov. 3	T	3-3*	Calgary
Nov. 5	L	3-7	Edmonton
Nov. 8	T	4-4*	CALGARY
Nov. 11	L	5-6	NY ISLANDERS
Nov. 12	W	4-2	NY Islanders
Nov. 16	L	2-3	TORONTO
Nov. 19	T	4-4*	ST. LOUIS
Nov. 20	L	4-5	Philadelphia
Nov. 23	W	4-1	NEW JERSEY
Nov. 25	L	2-5	Detroit
Nov. 26	L	4-7	DETROIT
Nov. 29	L	4-6	Minnesota
Dec. 1	L	4-6	MINNESOTA
Dec. 3	L	3-6	PHILADELPHIA
Dec. 6	L	3-5	BOSTON
Dec. 11	T	3-3*	MONTREAL
Dec. 13	W	3-2	HARTFORD
Dec. 15	L	1-3	Montreal
Dec. 17	L	5-6	LOS ANGELES
Dec. 18	T	3-3*	Toronto
Dec. 20	L	3-11	NY Islanders
Dec. 21	L	1-6	NY Rangers
Dec. 23	W	6-5*	New Jersey
Dec. 26	W	7-4	NY RANGERS
Dec. 31	L	0-2	St. Louis
Jan. 3	L	5-7	PHILADELPHIA
Jan. 6	L	1-3	New Jersey
Jan. 7	L	4-7	NEW JERSEY
Jan. 10	L	1-7	Quebec
Jan. 14	L	3-7	Boston
Jan. 15	L	0-2	Chicago
Jan. 18	L	4-5*	WINNIPEG
Jan. 20	W	6-3	NY Rangers
Jan. 21	L	2-3	WASHINGTON
Jan. 25	L	3-6	NY RANGERS
Jan. 28	L	2-5	Montreal
Jan. 29	L	3-7	Buffalo
Feb. 1	W	4-0	MINNESOTA
Feb. 4	L	5-6	NY ISLANDERS
Feb. 5	L	4-5	NY ISLANDERS
Feb. 8	L	5-6*	BUFFALO
Feb. 9	L	3-9	Detroit
Feb. 11	W	3-2	NEW JERSEY
Feb. 13	L	1-6	Quebec
Feb. 16	L	3-10	Calgary
Feb. 17	W	4-1	Vancouver
Feb. 19	L	3-7	Edmonton
Feb. 22	L	2-9	EDMONTON
Feb. 25	T	3-3*	CHICAGO
Feb. 26	L	3-4*	NY Rangers
Feb. 29	L	5-9	VANCOUVER
Mar. 1	L	1-9	Washington
Mar. 3	W	4-3	LOS ANGELES
Mar. 5	L	2-5	WASHINGTON
Mar. 6	L	5-6	New Jersey
Mar. 8	L	6-8	QUEBEC
Mar. 11	L	3-4	Vancouver
Mar. 13	L	4-6	NY ISLANDERS
Mar. 14	L	6-7	Los Angeles
Mar. 17	W	4-2	Hartford
Mar. 21	W	3-1	TORONTO
Mar. 22	L	4-13	Philadelphia
Mar. 24	L	0-6	Washington
Mar. 25	L	3-4	WASHINGTON
Mar. 28	L	3-5	PHILADELPHIA
Mar. 29	L	4-6	NY Rangers
Apr. 1	L	1-2	NY ISLANDERS

\* - Overtime

# 1984-85 PENGUINS SEASON REVIEW

## (24-51-5) Finished 6th in Patrick Division

### Season Highlights

- Rob Berry is named head coach on June 4, 1984.
- Penguins draft Mario Lemieux, Doug Bodger and Roger Belanger in the first round of the 1984 Entry Draft on June 9, marking the first time in club history that the Penguins selected more than one player in the first round. Lemieux is the first Penguin to be drafted first overall.
- Penguins win five games in a row from Dec. 5 through Dec. 15.
- Lemieux scores two goals and one assist to win MVP honors at the 1985 All-Star Game in Calgary.
- Penguins place two representatives on the All-Rookie team.
- Lemieux at center and Warren Young at left wing.
- Lemieux finishes with 100 points (43+57) becoming only the third rookie in NHL history to score 100 or more points in a season.
- Lemieux is the first Penguin to be honored with the Calder Memorial Trophy for Rookie of the Year.
- Young and Lemieux each score over 40 goals, the first time two Penguins rookies topped the 40 goal mark in one season.

### Major Trades

Oct. 11, 1984 - Obtained Randy Hillier from Boston for a fourth round choice in the 1985 Entry Draft.

Nov. 9, 1984 - Obtained John Chabot from Montreal for Ron Flockhart.

Nov. 16, 1984 - Obtained Ville Siren from Hartford for Pat Boutette.

Mar. 12, 1985 - Obtained Jim McGeough from Washington for Mark Taylor.

### Final Statistics

SCORING PLAYERS	GP	G	A	PTS	PIM
Mario Lemieux	73	43	57	100	54
Warren Young	80	40	32	72	176
Doug Sheddén	80	35	32	67	30
Mike Bullard	69	32	31	63	75
John Chabot	77	6	51	60	14
Wayne Babych	65	20	34	54	35
Moe Marantha	71	11	40	51	54
Doug Bodger	65	5	26	31	67
Andy Brickley	45	7	15	22	10
Randy Hillier	45	2	19	21	56
Mitch Lamoureux	62	11	8	19	53
Gary Rissling	56	10	9	19	209
Kevin McCarthy	64	10	10	19	30
Troy Loney	46	10	8	18	59
Mark Taylor	47	7	10	17	19
Dave Hannan	30	6	7	13	43
Bruce Crowder	26	4	7	11	23
Joe McDonnell	40	2	9	11	20
Rod Buskas	69	2	7	9	191
Todd Charlesworth	67	1	8	9	31
Roger Belanger	44	3	5	8	32
Wally Weir	48	2	6	8	90
Bryan Maxwell	44	0	8	8	57
Jim McGeough	25	3	4	7	16
Greg Fox	26	3	5	7	26
Arto Iivanainen	14	4	1	5	2
Ron Flockhart	12	0	5	5	4
Pat Boutette	14	1	3	4	24
Jim Hamilton	11	2	1	3	0
Steve Gatzos	6	0	2	2	2
Rick Kehoe	6	0	2	2	0
Greg Hotham	11	0	2	2	4
Bob Errey	16	0	2	2	7
Michel Dion	10	0	1	1	0
Bob Gale	1	0	0	0	2
Tom O'Regan	1	0	0	0	0
Petteri Lehto	6	0	0	0	4
Mike Rowe	6	0	0	0	7
Brian Ford	8	0	0	0	0
Marty McSorley	15	0	0	0	15
Roberto Romáño	31	0	0	0	2
Denis Herron	42	0	0	0	4

GOALTENDING PLAYERS (W-L-T)	GP	MP	GA	SO	GAA
Roberto Romáño (9-17-2)	31	1629	120	1	4.42
Denis Herron (10-22-3)	42	2193	169	1	4.62
Michel Dion (3-9-0)	10	553	43	0	4.67
Brian Ford (2-6-0)	8	457	48	0	4.78
<b>TOTALS (24-51-5)</b>	<b>80</b>	<b>4832</b>	<b>385</b>	<b>2</b>	<b>4.78</b>

### Game-by-Game Results

DATE	W-L-T	SCORE	OPPONENT
Oct. 11	L	3-4	Boston
Oct. 13	L	3-4	Montreal
Oct. 17	W	4-3	VANCOUVER
Oct. 20	W	3-1	PHILADELPHIA
Oct. 21	L	2-4	Philadelphia
Oct. 24	L	2-5	NEW JERSEY
Oct. 27	W	6-5	MONTREAL
Oct. 30	W	4-3	DETROIT
Oct. 31	W	7-6	New Jersey
Nov. 3	L	5-7	NY RANGERS
Nov. 6	T	3-3*	EDMONTON
Nov. 8	L	2-6	ST. LOUIS
Nov. 10	L	4-5	NY Islanders
Nov. 14	W	4-3*	Winnipeg
Nov. 16	L	6-7	Vancouver
Nov. 17	L	3-5	Los Angeles
Nov. 21	T	3-3*	WASHINGTON
Nov. 22	L	3-9	Hartford
Nov. 24	L	3-5	NEW JERSEY
Nov. 27	T	2-2*	BUFFALO
Nov. 29	L	3-6	CHICAGO
Dec. 1	L	1-3	Philadelphia
Dec. 2	L	1-9	Washington
Dec. 5	W	7-4	ST. LOUIS
Dec. 7	W	4-3*	NY Rangers
Dec. 8	W	6-4	CALGARY
Dec. 12	W	4-3	NY ISLANDERS
Dec. 15	W	5-2	Toronto
Dec. 19	L	2-3	NEW JERSEY
Dec. 21	W	4-2	PHILADELPHIA
Dec. 22	L	2-5	NY Islanders
Dec. 26	W	6-5	NY ISLANDERS
Dec. 28	W	4-0	HARTFORD
Dec. 29	L	2-10	Quebec
Dec. 31	T	4-4*	Detroit
Jan. 2	W	2-1	Toronto
Jan. 4	L	2-7	Buffalo
Jan. 5	L	3-8	QUEBEC
Jan. 9	W	7-4	VANCOUVER
Jan. 12	W	4-3	EDMONTON
Jan. 16	L	4-5	WASHINGTON
Jan. 17	L	2-6	Washington
Jan. 19	W	5-4	CHICAGO
Jan. 21	L	6-7	Winnipeg
Jan. 23	L	3-4	Minnesota
Jan. 25	T	6-6*	Calgary
Jan. 26	L	3-6	Edmonton
Jan. 30	L	5-6	TORONTO
Feb. 2	L	0-4	NY ISLANDERS
Feb. 7	L	3-6	New Jersey
Feb. 9	L	1-4	NY Islanders
Feb. 10	L	3-4	LOS ANGELES
Feb. 14	L	4-5	Chicago
Feb. 16	L	1-8	QUEBEC
Feb. 18	L	2-8	Philadelphia
Feb. 20	W	6-3	CALGARY
Feb. 22	L	3-8	NY RANGERS
Feb. 23	W	3-1	Minnesota
Feb. 25	L	4-5	MINNESOTA
Feb. 27	L	4-6	WINNIPEG
Mar. 2	W	5-4	NY RANGERS
Mar. 3	L	3-7	NY Rangers
Mar. 5	L	0-6	Los Angeles
Mar. 7	L	1-5	St. Louis
Mar. 9	W	6-5*	Boston
Mar. 10	L	4-11	Philadelphia
Mar. 13	L	3-7	BOSTON
Mar. 16	W	5-0	NY RANGERS
Mar. 17	L	3-4	Hartford
Mar. 19	L	3-5	PHILADELPHIA
Mar. 22	L	1-3	Buffalo
Mar. 24	L	3-7	Washington
Mar. 26	L	4-5	NY Rangers
Mar. 27	W	4-3	NEW JERSEY
Mar. 30	L	4-6	New Jersey
Mar. 31	L	2-4	MONTREAL
Apr. 2	L	3-4	NY Islanders
Apr. 3	L	2-3	DETROIT
Apr. 6	L	4-7	WASHINGTON
Apr. 7	L	3-7	Washington

\* - Overtime



# 1985-86 PENGUINS SEASON REVIEW

(34-38-8) Finished 5th in Patrick Division

## Season Highlights

- Mario Lemieux gets his first career hat trick on Dec. 31 at St. Louis with four goals.
- Lemieux has points in 28 consecutive games from Jan. 11 through March 15, scoring 59 points (21+38) in that span.
- Penguins tie the Russian Dynamo, 3-3, on Jan. 4 at the Civic Arena before a sellout crowd.
- On Feb. 15 vs. Vancouver, Lemieux records his 100th point to become the first Penguin to record consecutive 100 point seasons.

## Major Trades

**Sept. 10, 1985** - Obtained Gilles Meloche from Edmonton for Tim Hrynewich and Marty McSorley.

**Oct. 4, 1985** - Obtained Randy Cunneynworth and Mike Moller from Buffalo for Pat Hughes.

**Oct. 20, 1985** - Obtained future considerations from Quebec for Wayne Babych.

**Mar. 11, 1985** - Obtained Ron Duguay from Detroit for Doug Shedden.

## Final Statistics

SCORING PLAYERS	GP	G	A	PTS	PIM
Mario Lemieux	79	48	93	141	43
Mike Bullard	77	41	42	83	69
Moe Mantha	78	15	52	67	102
Doug Shedden	67	32	34	66	32
Terry Ruskowski	72	26	37	63	167
Ron Duguay	80	25	36	61	32
Randy Cunneynworth	75	15	30	45	74
John Chabot	77	14	31	45	6
Doug Bodger	79	4	33	37	63
Dave Hannan	75	17	18	35	91
Willy Lindstrom	71	14	17	31	30
Mike Blaisdell	66	15	14	29	36
Norm Schmidt	66	15	14	29	57
Jim Johnson	80	3	26	29	115
Craig Simpson	76	11	17	28	49
Dan Frawley	69	10	11	21	174
Bob Errey	37	11	6	17	8
Ville Siren	60	4	8	12	32
Troy Loney	47	3	9	12	95
Rod Buskas	72	2	7	9	159
Jim McGeough	17	3	2	5	8
Chris Dahlquist	5	1	2	3	2
Tom O'Regan	9	1	2	3	2
Randy Hillier	28	0	3	3	53
Ted Nolan	18	1	1	2	34
Dwight Mathieson	4	1	0	1	2
Todd Charlesworth	2	0	1	1	0
Gilles Meloche	34	0	1	1	2
Roberto Romano	46	0	1	1	4
Wayne Babych	2	0	0	0	0
Denis Heron	3	0	0	0	0
Joe McDonnell	3	0	0	0	2
Mike Rowe	3	0	0	0	4
Phil Bourque	4	0	0	0	2
Tom Roulston	5	0	0	0	2

GOALTENDING PLAYERS (W-L-T)	GP	MP	GA	SO	GAA
Roberto Romano (21-20-3)	46	2683	159	2	3.55
Gilles Meloche (13-15-5)	34	1989	119	0	3.59
Denis Herron (0-3-0)	3	180	14	0	4.67
<b>TOTALS (34-38-8)</b>	<b>80</b>	<b>4852</b>	<b>305</b>	<b>2</b>	<b>3.77</b>

## Game-by-Game Results

DATE	W-L-T	SCORE	OPPONENT
Oct. 10	L	3-5	MONTREAL
Oct. 13	L	2-4	PHILADELPHIA
Oct. 15	W	3-2	MINNESOTA
Oct. 16	T	5-5*	Chicago
Oct. 19	L	3-4	Quebec
Oct. 23	W	5-4	Toronto
Oct. 24	W	6-4	TORONTO
Oct. 26	T	4-4*	QUEBEC
Oct. 29	L	3-4	HARTFORD
Oct. 30	L	3-6	Detroit
Nov. 2	T	4-4*	Montreal
Nov. 4	L	2-4	NY RANGERS
Nov. 6	L	1-4	WASHINGTON
Nov. 8	L	3-5	New Jersey
Nov. 9	W	3-1	CHICAGO
Nov. 13	W	6-3	Vancouver
Nov. 16	L	3-4*	Los Angeles
Nov. 19	L	3-4	Washington
Nov. 20	L	1-3	WASHINGTON
Nov. 22	W	8-1	WINNIPEG
Nov. 24	L	4-7	Philadelphia
Nov. 27	W	7-1	TORONTO
Nov. 30	W	5-4	NY RANGERS
Dec. 2	W	6-0	NY Rangers
Dec. 4	W	5-2	DETROIT
Dec. 6	W	3-1	Buffalo
Dec. 7	L	1-5	NEW JERSEY
Dec. 10	L	4-7	NY Islanders
Dec. 11	T	4-4*	NY ISLANDERS
Dec. 14	L	4-5	Hartford
Dec. 15	W	5-2	NY Rangers
Dec. 17	W	4-3	CALGARY
Dec. 19	W	4-3*	Minnesota
Dec. 21	L	2-4	PHILADELPHIA
Dec. 22	L	2-3*	Philadelphia
Dec. 26	W	4-3	BOSTON
Dec. 28	L	2-4	NY ISLANDERS
Dec. 31	W	8-4	St. Louis
Jan. 1	L	4-7	Chicago
Jan. 6	W	4-3	NEW JERSEY
Jan. 8	W	7-3	LOS ANGELES
Jan. 9	L	0-9	NY Islanders
Jan. 11	T	3-3*	BUFFALO
Jan. 16	W	6-3	NY ISLANDERS
Jan. 18	W	5-2	St. Louis
Jan. 19	W	3-2	MINNESOTA
Jan. 22	W	7-4	Edmonton
Jan. 24	L	3-4	Vancouver
Jan. 25	L	2-5	Calgary
Jan. 28	T	2-2*	PHILADELPHIA
Jan. 29	W	4-1	New Jersey
Feb. 1	L	3-4	NY Islanders
Feb. 2	L	2-3	Boston
Feb. 8	W	4-0	NEW JERSEY
Feb. 12	W	8-1	WASHINGTON
Feb. 15	W	9-4	VANCOUVER
Feb. 16	T	5-5*	New Jersey
Feb. 19	W	5-2	WINNIPEG
Feb. 21	W	7-3	Detroit
Feb. 22	L	3-5	ST. LOUIS
Feb. 24	W	6-5*	LOS ANGELES
Feb. 26	W	5-2	BUFFALO
Feb. 27	L	3-8	NY Rangers
Mar. 1	W	5-1	HARTFORD
Mar. 4	L	3-6	Calgary
Mar. 7	L	3-5	Edmonton
Mar. 9	L	3-5	Winnipeg
Mar. 11	L	3-5	Washington
Mar. 12	L	2-5	BOSTON
Mar. 15	T	2-2*	NY RANGERS
Mar. 17	L	3-5	WASHINGTON
Mar. 19	W	7-3	New Jersey
Mar. 20	L	1-5	Philadelphia
Mar. 22	W	7-4	Quebec
Mar. 26	L	3-8	EDMONTON
Mar. 29	L	3-4	Montreal
Apr. 1	L	3-5	Washington
Apr. 2	L	2-7	NY ISLANDERS
Apr. 5	L	3-4*	PHILADELPHIA
Apr. 6	W	5-4*	NY Rangers

\* - Overtime

# 1986-87 PENGUINS SEASON REVIEW

## (30-38-12) Finished 5th in Patrick Division

### Season Highlights

- Penguins open their 20th Anniversary Season on Oct. 9 with a 5-4 win over Washington at the Civic Arena.
- Penguins defeat Buffalo, 5-4, in OT on Oct. 22 to extend their record start-of-season winning streak to seven games.
- Penguins record 12 hat tricks during the season, a club record, including six by Mario Lemieux.
- Lemieux scores 107 points (54+53), topping the century mark for the third consecutive season.
- Head coach Bob Berry and assistant Jim Roberts are relieved of coaching duties on April 13.

### Major Trades

**Nov. 12, 1986** - Obtained Dan Quinn from Calgary for Mike Bullard

**Jan. 21, 1987** - Obtained Chris Kontos from New York Rangers for Ron Duguay

**Feb. 6, 1987** - Obtained Pat Riggin from Boston for Roberto Romano

### Final Statistics

SCORING PLAYERS					
GP	G	A	PTS	PIM	
63	54	53	107	57	Mario Lemieux
80	31	49	80	54	Dan Quinn
79	26	27	53	142	Randy Cunneynworth
72	26	25	51	57	Craig Simpson
70	14	37	51	147	Terry Ruskowski
76	11	38	49	52	Doug Bodger
62	9	31	40	44	Moe Mantha
72	14	22	36	8	John Chabot
72	16	18	34	46	Bob Errey
80	5	25	30	116	Jim Johnson
78	14	14	28	218	Dan Frawley
33	8	20	28	4	Kevin LaVallee
58	10	15	25	56	Dave Hannan
60	10	13	23	6	Willy Lindstrom
69	5	18	23	50	Ville Siren
50	8	13	21	103	Warren Young
40	5	13	18	30	Ron Duguay
68	3	15	18	123	Rod Buskas
31	8	9	17	6	Chris Kontos
23	8	7	15	22	Troy Loney
55	4	8	12	97	Randy Hillier
14	2	10	12	17	Mike Bullard
25	1	6	7	59	Dwight Schofield
20	1	5	6	4	Norm Schmidt
22	2	3	5	32	Phil Bourque
11	1	4	5	8	Jim McGeough
17	2	1	3	83	Mitch Wilson
8	1	1	2	0	Lee Giffin
10	1	1	2	2	Mike Blaisdell
3	0	1	1	0	Neil Belland
6	0	1	1	2	Dwight Mathiasen
19	0	1	1	22	Chris Dahlquist
27	0	1	1	20	Pat Riggin
43	0	1	1	2	Gilles Meloche
1	0	0	0	0	Todd Charlesworth
1	0	0	0	0	Alain Lemieux
2	0	0	0	0	Steve Guenette
2	0	0	0	0	Mike Rowe
3	0	0	0	4	Carl Mokosak
25	0	0	0	0	Roberto Romano
				16	Bench

GOALTENDING PLAYERS (W-L-T)					
GP	MP	GA	SO	GAA	
17	988	55	0	3.34	Pat Riggin (8-6-3)
43	2343	134	0	3.43	Gilles Meloche (13-19-7)
25	1438	87	0	3.63	Roberto Romano (9-11-2)
2	113	8	0	4.25	Steve Guenette (0-2-0)

<b>TOTALS (30-38-12)</b>	<b>80</b>	<b>4882</b>	<b>290</b>	<b>1</b>	<b>3.49</b>
--------------------------	-----------	-------------	------------	----------	-------------

### Game-by-Game Results

DATE	W-L-T	SCORE	OPPONENT
Oct. 9	W	5-4	WASHINGTON
Oct. 11	W	6-5*	NY RANGERS
Oct. 12	W	4-1	Chicago
Oct. 14	W	4-3+	LOS ANGELES
Oct. 17	W	7-3	Buffalo
Oct. 18	W	8-4	NEW JERSEY
Oct. 22	W	5-4*	BUFFALO
Oct. 23	L	3-5	Philadelphia
Oct. 25	W	4-2	PHILADELPHIA
Oct. 28	L	2-5	Hartford
Oct. 29	L	6-8	NEW JERSEY
Nov. 1	T	3-3*	St. Louis
Nov. 4	T	2-2*	MINNEAPOLIS
Nov. 8	W	4-2	MINNESOTA
Nov. 9	L	1-2	Detroit
Nov. 12	W	2-1	BOSTON
Nov. 14	L	4-5	New Jersey
Nov. 15	W	5-2	QUEBEC
Nov. 18	L	1-3	Winnipeg
Nov. 20	W	5-2	Calgary
Nov. 22	W	5-4	Washington
Nov. 25	L	1-5	NY Islanders
Nov. 26	L	2-3	NY ISLANDERS
Nov. 29	T	5-5*	NY RANGERS
Nov. 30	T	2-2*	NY RANGERS
Dec. 5	L	2-4	EDMONTON
Dec. 6	W	5-2	MINNESOTA
Dec. 10	L	4-6	CALGARY
Dec. 12	W	8-3	TORONTO
Dec. 13	L	2-3*	Toronto
Dec. 17	L	0-3	Los Angeles
Dec. 20	L	4-6	PHILADELPHIA
Dec. 22	T	4-4*	Montreal
Dec. 23	L	3-4*	NY Islanders
Dec. 26	T	3-3*	Buffalo
Dec. 27	T	3-3*	NY ISLANDERS
Dec. 30	L	3-5	NY RANGERS
Jan. 1	L	3-4*	Washington
Jan. 3	W	6-3	MONTREAL
Jan. 7	W	5-2	WASHINGTON
Jan. 9	L	2-3	Washington
Jan. 13	T	3-3*	NY Islanders
Jan. 14	L	3-4	WINNIPEG
Jan. 17	L	2-4	Boston
Jan. 18	L	0-1	DETROIT
Jan. 21	L	5-10	Los Angeles
Jan. 23	W	6-0	Vancouver
Jan. 24	L	2-4	Edmonton
Jan. 27	W	7-5	WASHINGTON
Jan. 29	L	3-5	Philadelphia
Feb. 1	L	6-8	HARTFORD
Feb. 5	L	5-6	Boston
Feb. 7	W	4-1	CHICAGO
Feb. 8	W	2-1*	New Jersey
Feb. 14	T	3-3*	VANCOUVER
Feb. 15	L	1-4	NY Rangers
Feb. 17	L	1-3	CALGARY
Feb. 19	T	4-4*	Philadelphia
Feb. 21	L	5-6	NEW JERSEY
Feb. 22	W	4-2	NY RANGERS
Feb. 24	W	5-2	EDMONTON
Feb. 26	L	4-5	NY Islanders
Feb. 28	L	1-2	CHICAGO
Mar. 1	T	5-5*	ST. LOUIS
Mar. 3	W	8-1	Quebec
Mar. 5	L	2-7	Toronto
Mar. 7	W	7-3	Minnesota
Mar. 8	W	5-3	Winnipeg
Mar. 10	L	3-6	NY ISLANDERS
Mar. 12	W	6-3	QUEBEC
Mar. 14	L	2-3*	NY RANGERS
Mar. 18	W	5-4	ST. LOUIS
Mar. 20	L	3-4	Washington
Mar. 22	L	1-3	Philadelphia
Mar. 24	T	3-3*	PHILADELPHIA
Mar. 28	L	4-4	Hartford
Mar. 29	L	1-5	MONTREAL
Mar. 31	L	3-5	New Jersey
Apr. 2	W	6-2	NEW JERSEY
Apr. 4	W	4-3*	DETROIT

\* - Overtime

# 1987-88 PENGUINS SEASON REVIEW

(36-35-9) Finished 6th in Patrick Division

## Season Highlights

- Pierre Creamer is named head coach on June 4.
- Mario Lemieux is named MVP in the NHL All-Star Game in St. Louis after scoring three goals, including the game-winner in OT, and three assists.
- Lemieux sets Penguins season records in goals (70), assists (98), points (168) and power play goals (22).
- Lemieux wins the Art Ross Trophy for scoring and the Hart Memorial Trophy for Most Valuable Player, becoming the first Penguin to win the award.
- Tony Esposito is hired as vice president and general manager on April 14.
- Pierre Creamer is relieved of his coaching duties on June 14.

## Major Trades

**Nov. 24, 1987** - Obtained Paul Coffey, Dave Hunter and Wayne Van Dorp from Edmonton for Craig Simpson, Moe Mantha, Dave Hannan and Chris Joseph.

**Feb. 4, 1988** - Obtained Bryan Erickson from Los Angeles for Chris Kontos.

## Final Statistics

SCORING PLAYERS					
PLAYERS	GP	G	A	PTS	PIM
Mario Lemieux	77	70	98	168	92
Dan Quinn	70	40	39	79	50
Randy Cunneyworth	71	35	39	74	141
Paul Coffey	46	15	52	67	93
Doug Bodger	69	14	31	45	103
Rob Brown	51	24	20	44	56
Dave Hunter	80	14	21	35	83
Charlie Simmer	50	11	17	28	24
Jock Callander	41	11	16	27	45
Craig Simpson	21	13	13	26	34
Bryan Erickson	53	7	19	26	20
Ville Siren	58	1	20	21	62
Dave McLlwain	66	11	8	19	40
Troy Loney	65	5	13	18	151
Phil Bourque	21	4	12	16	20
Dan Frawley	47	6	8	14	152
Randy Hillier	55	1	12	13	144
Jim Johnson	55	1	12	13	87
Rod Buskas	76	4	8	12	206
Steve Gotaas	36	5	6	11	45
Zarley Zalapski	15	3	8	11	7
Moe Mantha	21	2	8	10	23
Bob Errey	17	3	6	9	18
Chris Dahlquist	44	3	6	9	69
Mark Kachowski	38	5	3	8	126
Perry Ganchar	31	3	5	8	36
Walf Paiement	23	2	6	8	39
Chris Kontos	38	1	7	8	12
Kevin Stevens	16	5	2	7	8
Dave Hannan	21	4	3	7	23
Dwight Mathiasen	23	0	6	6	14
Wayne Van Dorp	25	1	3	4	75
Chris Joseph	17	0	4	4	12
Norm Schmidt	5	1	2	3	0
Todd Charlesworth	6	2	0	2	2
Brad Aitken	5	1	1	2	0
Lee Giffin	19	0	2	2	9
Frank Pietrangelo	21	0	2	2	2
Scott Gruhl	6	1	0	1	0
Pat Mayer	1	0	0	0	4
Dave Goetz	2	0	0	0	2
Warren Young	7	0	0	0	15
Jimmy Mann	9	0	0	0	53
Steve Guenette	19	0	0	0	2
Pat Riggan	22	0	0	0	12
Gilles Meloche	27	0	0	0	0
GOALTENDING PLAYERS (W-L-T)					
PLAYERS	GP	MP	GA	SO	GAA
Steve Guenette (12-7-0)	19	1092	61	1	3.35
Pat Riggan (7-8-4)	22	1169	76	0	3.90
Frank Pietrangelo (9-11-0)	21	1207	80	1	3.98
Gilles Meloche (8-9-5)	27	1394	95	0	4.09
<b>TOTALS (36-35-9)</b>	<b>80</b>	<b>4862</b>	<b>316</b>	<b>2</b>	<b>3.90</b>

## Game-by-Game Results

DATE	W-L-T	SCORE	OPPONENT
Oct. 8	T	4-4*	NY Rangers
Oct. 9	L	3-6	New Jersey
Oct. 13	W	8-3	BUFFALO
Oct. 15	T	6-6*	NY RANGERS
Oct. 17	L	2-3	Montreal
Oct. 18	L	2-3	Philadelphia
Oct. 21	L	4-5	NEW JERSEY
Oct. 23	L	2-5	Detroit
Oct. 24	W	5-3	BUFFALO
Oct. 27	T	4-4*	LOS ANGELES
Oct. 29	L	0-4	TORONTO
Oct. 31	W	5-4*	Quebec
Nov. 3	W	5-1	PHILADELPHIA
Nov. 5	W	4-2	NY Islanders
Nov. 7	L	1-4	Boston
Nov. 11	W	3-2	WASHINGTON
Nov. 12	L	2-5	Philadelphia
Nov. 14	W	3-2*	NY RANGERS
Nov. 17	L	4-6	Vancouver
Nov. 20	L	1-4	Edmonton
Nov. 21	T	4-4*	Calgary
Nov. 25	W	6-4	QUEBEC
Nov. 27	W	4-2	Washington
Nov. 28	T	5-5*	WASHINGTON
Dec. 2	L	1-7	NY ISLANDERS
Dec. 5	W	6-3	VANCOUVER
Dec. 9	W	5-2	CALGARY
Dec. 11	W	6-4	NY ISLANDERS
Dec. 12	L	2-5	St. Louis
Dec. 15	L	2-5	PHILADELPHIA
Dec. 17	W	7-4	New Jersey
Dec. 19	W	4-3	NY RANGERS
Dec. 20	W	8-4	NY Rangers
Dec. 23	L	2-6	NEW JERSEY
Dec. 26	W	6-3	Detroit
Dec. 27	T	3-3*	Buffalo
Dec. 29	T	4-4*	BOSTON
Jan. 1	L	3-5	Washington
Jan. 2	L	2-3	NY Islanders
Jan. 5	T	4-4*	LOS ANGELES
Jan. 7	L	2-3	BOSTON
Jan. 9	L	4-5*	Hartford
Jan. 10	L	5-7	Detroit
Jan. 12	T	5-5*	NY ISLANDERS
Jan. 15	L	4-5	PHILADELPHIA
Jan. 16	W	4-3	Toronto
Jan. 19	W	6-4	NY Islanders
Jan. 20	W	8-3	Chicago
Jan. 23	W	4-3*	Montreal
Jan. 25	L	4-6	EDMONTON
Jan. 27	L	1-4	WINNIPEG
Jan. 28	L	3-6	New Jersey
Jan. 30	W	4-2	CHICAGO
Feb. 2	W	3-2*	WASHINGTON
Feb. 4	W	1-0	MINNESOTA
Feb. 6	W	5-4	HARTFORD
Feb. 7	L	3-6	NY Rangers
Feb. 13	W	7-5	Los Angeles
Feb. 17	L	0-5	Vancouver
Feb. 19	L	3-7	Edmonton
Feb. 21	L	4-5	ST. LOUIS
Feb. 23	L	3-4*	WINNIPEG
Feb. 25	L	1-2	NY Rangers
Feb. 28	L	5-7	Chicago
Mar. 1	W	8-3	MINNESOTA
Mar. 5	W	8-3	NY ISLANDERS
Mar. 7	W	5-4	Calgary
Mar. 10	L	4-6	St. Louis
Mar. 12	L	3-6	Minnesota
Mar. 13	W	5-4	Winnipeg
Mar. 16	W	5-2	TORONTO
Mar. 19	W	7-0	PHILADELPHIA
Mar. 20	L	2-4	Philadelphia
Mar. 23	W	7-1	WASHINGTON
Mar. 25	W	5-2	MONTREAL
Mar. 27	W	6-3	Quebec
Mar. 29	L	0-4	New Jersey
Mar. 31	L	2-7	NEW JERSEY
Apr. 2	W	7-6*	Washington
Apr. 3	W	4-2	HARTFORD

\* Overtime

# 1988-89 PENGUINS SEASON REVIEW

## (40-33-7) Finished 2nd in Patrick Division

### Season Highlights

- Gene Ubriaco is named 11th Penguins head coach on June 28.
- Mario Lemieux sets a club record with five goals vs. New Jersey on Dec. 31, scoring at even strength, on the power play, short-handed, on a penalty shot and into an empty net.
- For the first time in Penguins history, three players (Lemieux 199, Rob Brown 115, and Paul Coffey 113) record 100 point seasons.
- Lemieux sets Penguins records for goals (85), assists 114, points (199), power play goals (31), short-handed goals (13) and hat tricks (9).
- Penguins set an NHL record with 119 power play goals.
- Penguins return to the playoffs after a seven year absence, sweeping the New York Rangers before losing to Philadelphia in seven games.
- Lemieux ties two NHL playoff records with five goals and eight points in one playoff game vs. Philadelphia in a 10-7 Penguin win.
- Coffey and Lemieux are named NHL First Team All-Star.
- Lemieux wins his second consecutive Art Ross Trophy.

### Major Trades

**Sept. 1, 1988** - Obtained Wendell Young and a seventh round choice in the 1990 Entry Draft from Philadelphia for a third round choice in the 1990 Entry Draft.

**Nov. 12, 1988** - Obtained Tom Barrasso and a third round choice in the 1990 Entry Draft from Buffalo for Doug Bodger and Darrin Shannon.

**Dec. 17, 1988** - Obtained Gord Dineen and Scott Bjuggstad from Minnesota for Ville Siren and Steve Gotaas.

### Final Statistics

SCORING PLAYERS	GP	G	A	PTS	PIM
Mario Lemieux	76	85	114	199	100
Rob Brown	68	49	66	115	118
Paul Coffey	75	30	83	113	193
Dan Quinn	79	34	60	94	102
Bob Errey	76	26	32	58	124
John Cullen	79	12	37	49	112
Zarley Zalapski	58	12	33	45	57
Randy Cunneymyworth	70	25	19	44	156
Phil Bourque	80	17	26	43	97
Dave Hannan	72	10	20	30	157
Randy Hillier	68	1	23	24	141
Troy Loney	69	10	6	16	165
Jim Johnson	76	2	14	16	163
Kevin Stevens	24	12	3	15	19
Jack Callander	30	6	5	11	20
Tom Barrasso	54	0	8	8	70
Dan Frawley	46	3	4	7	66
Steve Dykstra	65	1	6	7	126
Chris Dahlquist	43	1	5	6	42
Rod Buskas	52	1	5	6	105
Doug Bodger	10	1	4	5	7
Jay Caulfield	58	1	4	5	285
Gord Dineen	40	1	3	4	44
Scott Bjuggstad	24	3	0	3	4
Dave McLlwain	24	1	2	3	4
Mark Kachowski	12	1	1	2	43
Mark Recchi	15	1	1	2	0
Wendell Young	22	0	2	2	4
Ville Siren	12	0	1	1	14
Steve Guenette	11	0	1	1	0
Rick Tabaracci	1	0	0	0	2
Perry Ganchar	3	0	0	0	0
Frank Pietrangelo	15	0	0	0	2
Richard Zemlak	34	0	0	0	148
Bench					16

GOALTENDING PLAYERS (W-L-T)	GP	MP	GA	SO	GAA
Frank Pietrangelo (5-3-0)	15	669	45	0	4.04
Tom Barrasso (18-15-7)	44	2406	162	0	4.04
Steve Guenette (5-6-0)	11	574	41	0	4.29
Wendell Young (12-9-0)	22	1150	92	0	4.80
Rick Tabaracci (0-0-0)	1	33	4	0	7.27
<b>TOTALS (40-33-7)</b>	<b>80</b>	<b>4844</b>	<b>349</b>	<b>0</b>	<b>4.32</b>

### Game-by-Game Results

DATE	W-L-T	SCORE	OPPONENT
Oct. 7	W	6-4	Washington
Oct. 11	W	8-7	WASHINGTON
Oct. 12	L	5-8	Buffalo
Oct. 15	W	9-2	ST. LOUIS
Oct. 16	W	4-2	PHILADELPHIA
Oct. 21	L	4-6	New Jersey
Oct. 22	W	7-4	CHICAGO
Oct. 25	W	6-1	CALGARY
Oct. 27	L	3-4	St. Louis
Oct. 29	W	5-4	Montreal
Oct. 30	L	2-9	NY Rangers
Nov. 1	W	5-3	VANCOUVER
Nov. 3	L	2-6	QUEBEC
Nov. 6	L	4-5	Philadelphia
Nov. 8	L	3-7	EDMONTON
Nov. 10	W	5-1	TORONTO
Nov. 12	L	2-7	Los Angeles
Nov. 13	W	4-2	Vancouver
Nov. 16	L	5-8	Toronto
Nov. 19	L	3-6	NY Islanders
Nov. 23	W	8-2	NY RANGERS
Nov. 25	W	5-3	Washington
Nov. 26	W	4-3	PHILADELPHIA
Nov. 30	W	6-4	WASHINGTON
Dec. 3	W	4-2	NY ISLANDERS
Dec. 4	T	3-3*	Boston
Dec. 6	W	7-6	CHICAGO
Dec. 8	L	3-4	Philadelphia
Dec. 10	T	4-4*	NEW JERSEY
Dec. 14	W	5-4	LOS ANGELES
Dec. 15	W	8-2	NY Islanders
Dec. 17	W	3-2	DETROIT
Dec. 20	W	5-3	NY ISLANDERS
Dec. 21	W	6-1	Toronto
Dec. 23	T	2-2*	New Jersey
Dec. 26	W	4-3*	Hartford
Dec. 29	L	2-3	PHILADELPHIA
Dec. 31	W	8-6	NEW JERSEY
Jan. 2	L	0-8	Washington
Jan. 7	L	5-7	VANCOUVER
Jan. 10	W	5-3	NY ISLANDERS
Jan. 12	W	9-2	Minnesota
Jan. 14	T	4-4*	NY RANGERS
Jan. 15	L	4-6	NY Rangers
Jan. 17	L	2-5	NY Islanders
Jan. 20	L	3-7	Winnipeg
Jan. 21	W	7-4	Edmonton
Jan. 25	W	5-4	WINNIPEG
Jan. 28	W	10-5	DETROIT
Jan. 31	L	1-5	MONTREAL
Feb. 2	W	5-3	Philadelphia
Feb. 3	T	3-3*	ST. LOUIS
Feb. 5	W	5-2	Boston
Feb. 9	W	5-2	QUEBEC
Feb. 11	L	-1-8	Quebec
Feb. 12	L	2-4	CALGARY
Feb. 14	W	7-3	BUFFALO
Feb. 17	L	1-5	Buffalo
Feb. 18	L	3-5	NY RANGERS
Feb. 21	L	1-2	MINNESOTA
Feb. 23	T	6-6*	Detroit
Feb. 25	T	5-5*	NY Islanders
Feb. 26	L	6-8	Hartford
Mar. 1	W	4-1	NEW JERSEY
Mar. 3	L	2-4	Washington
Mar. 5	L	2-4	EDMONTON
Mar. 7	L	2-3*	Los Angeles
Mar. 9	L	3-10	Calgary
Mar. 10	W	5-1	Winnipeg
Mar. 12	W	6-5	Chicago
Mar. 14	L	2-8	BOSTON
Mar. 16	W	2-1	New Jersey
Mar. 18	L	2-7	MONTREAL
Mar. 20	L	2-7	MINNESOTA
Mar. 22	L	4-5	WASHINGTON
Mar. 25	W	5-4	NEW JERSEY
Mar. 26	W	6-4	NY Rangers
Mar. 30	L	5-9	HARTFORD
Apr. 1	W	5-2	NY RANGERS
Apr. 2	W	6-5*	Philadelphia

\* - Overtime

# 1989-90 PENGUINS SEASON REVIEW

(32-40-8) Finished 5th in Patrick Division

## Season Highlights

- Wendell Young records the first Penguin shutout in two seasons with a 6-0 blanking of the New York Rangers on Nov. 14.
- Craig Patrick is named general manager and head coach on Dec. 5, replacing Tony Esposito and Gene Ubriaco.
- Pittsburgh's Civic Arena plays host to the NHL All-Star Game for the first time on Jan. 21 and Penguins center Mario Lemieux scores four goals on his way to his third All-Star MVP Award.
- Buffalo beats the Penguins in the final game of the regular season to knock the Penguins out of the playoffs.
- Mario Lemieux records a 46-game scoring streak (39-64-103), second longest in NHL history, from Oct. 31 through Feb. 11. The streak is halted when Lemieux leaves the Penguins-Rangers game on Feb. 14 with a back injury.
- Penguins record seven home wins in a row from Feb. 8 through Mar. 17.
- Penguins draft Czechoslovakian right wing Jaromir Jagr with the fifth pick in the first round of the 1990 Entry Draft.

## Major Trades

**June 17, 1989** - Obtained Randy Gilhen, Andrew McBain and Jim Kyte from Winnipeg for Randy Cunneynworth, Rick Tabaracci, and Dave McLlwain.

**Jan. 8, 1990** - Obtained Rod Buskas, Tony Tanti and Barry Pederson from Vancouver for Dan Quinn, Andrew McBain and Dave Capuano.

## Final Statistics

### SCORING

PLAYERS	GP	G	A	PTS	PIM
Mario Lemieux	59	45	78	123	78
Paul Coffey	80	29	74	103	95
John Cullen	72	32	60	92	138
Rob Brown	80	33	47	80	102
Kevin Stevens	76	29	41	70	171
Mark Recchi	74	30	37	67	44
Tony Tanti	78	28	36	64	72
Phil Bourque	76	22	17	39	108
Bob Errey	78	20	19	39	109
Zarley Zalapski	51	6	25	31	37
Barry Pederson	54	6	25	31	39
Dan Quinn	41	9	20	29	22
Troy Loney	67	11	16	27	168
Randy Gilhen	61	5	11	16	54
Jim Johnson	75	3	13	16	154
Randy Hillier	61	3	12	15	71
Andrew McBain	41	5	9	14	51
Chris Dahlquist	62	4	10	14	56
Jock Callander	30	4	7	11	49
Gilbert Delorme	54	3	7	10	44
Doug Smith	40	4	5	9	97
Gord Dineen	69	1	8	9	125
Richard Zemlak	19	1	5	6	43
Jim Kyte	56	3	1	4	125
Wendell Young	43	0	4	4	8
Jay Caufield	37	1	2	3	123
Jamie Leach	10	0	3	3	0
Rod Buskas	23	0	3	3	49
Alain Chevrier	42	0	3	3	8
Mark Kachowski	14	0	1	1	40
Dave Capuano	6	0	0	0	2
Frank Pietrangolo	21	0	0	0	2
Tom Barrasso	24	0	0	0	8
Bench					14

### GOALTENDING

PLAYERS (W-L-T)	GP	MP	GA	SO	GAA
Wendell Young (16-20-3)	43	2318	161	1	4.17
Frank Pietrangolo (8-6-2)	21	1066	77	0	4.33
Tom Barrasso (7-12-3)	24	1294	101	0	4.68
Alain Chevier (1-2-0)	3	166	14	0	5.06
<b>TOTALS (32-40-8)</b>	<b>80</b>	<b>4856</b>	<b>359</b>	<b>1</b>	<b>4.44</b>

## Game-by-Game Results

DATE	W-L-T	SCORE	OPPONENT
Oct. 5	L	4-5	Boston
Oct. 7	T	4-4*	New Jersey
Oct. 10	W	5-1	WINNIPEG
Oct. 14	W	2-1*	MONTREAL
Oct. 15	L	2-4	NY RANGERS
Oct. 17	W	7-5	TORONTO
Oct. 18	L	3-9	ST. LOUIS
Oct. 24	L	2-4	BUFFALO
Oct. 25	L	6-8	TORONTO
Oct. 26	T	3-3*	Detroit
Oct. 28	L	1-5	Montreal
Oct. 31	L	4-8	LOS ANGELES
Nov. 2	W	5-2	NY ISLANDERS
Nov. 4	W	3-1	Edmonton
Nov. 5	L	3-5	Vancouver
Nov. 9	L	3-4	Chicago
Nov. 11	L	3-8	St. Louis
Nov. 14	W	6-0	NY RANGERS
Nov. 16	W	8-2	QUEBEC
Nov. 18	W	5-3	NY ISLANDERS
Nov. 22	L	3-6	NEW JERSEY
Nov. 24	W	7-4	Washington
Nov. 25	L	1-4	WASHINGTON
Nov. 28	L	3-6	PHILADELPHIA
Nov. 30	L	1-4	Philadelphia
Dec. 2	W	7-4	Quebec
Dec. 6	W	5-3	WASHINGTON
Dec. 8	W	3-2	New Jersey
Dec. 9	L	4-6	CHICAGO
Dec. 12	W	7-5	BOSTON
Dec. 14	T	4-4*	Minnesota
Dec. 16	L	3-4	Calgary
Dec. 19	L	4-8	HARTFORD
Dec. 21	W	5-2	WASHINGTON
Dec. 23	L	6-8	NY Islanders
Dec. 26	L	3-6	Washington
Dec. 27	W	7-4	NY RANGERS
Dec. 31	W	5-4	NY Rangers
Jan. 2	L	2-5	BOSTON
Jan. 4	W	4-3	VANCOUVER
Jan. 6	W	5-3	WINNIPEG
Jan. 8	W	7-5	NY Rangers
Jan. 10	L	3-6	New Jersey
Jan. 12	W	6-4	Washington
Jan. 16	W	4-3	PHILADELPHIA
Jan. 18	T	3-3*	NY RANGERS
Jan. 23	L	2-4	NEW JERSEY
Jan. 25	W	5-3	Detroit
Jan. 27	L	3-9	NY Islanders
Jan. 28	L	2-7	Buffalo
Jan. 30	L	3-6	PHILADELPHIA
Feb. 2	W	6-3	EDMONTON
Feb. 3	L	4-8	Toronto
Feb. 6	L	7-8*	NY ISLANDERS
Feb. 8	W	7-5	WASHINGTON
Feb. 10	W	7-6	LOS ANGELES
Feb. 11	W	4-1	Philadelphia
Feb. 14	W	4-3*	NY Rangers
Feb. 16	T	3-3*	Winnipeg
Feb. 18	L	4-6	Chicago
Feb. 20	W	6-4	PHILADELPHIA
Feb. 22	W	4-3*	NY ISLANDERS
Feb. 24	L	1-11	Montreal
Feb. 26	L	2-3	Quebec
Feb. 28	W	2-1	NEW JERSEY
Mar. 2	L	5-6	New Jersey
Mar. 4	W	8-6	MINNESOTA
Mar. 6	L	3-4*	Edmonton
Mar. 7	L	3-6	Calgary
Mar. 10	L	2-8	Los Angeles
Mar. 11	L	3-5	Vancouver
Mar. 15	W	6-1	DETROIT
Mar. 17	L	2-6	MINNESOTA
Mar. 18	T	2-2*	NY Islanders
Mar. 22	L	3-5	Philadelphia
Mar. 24	T	3-3*	CALGARY
Mar. 25	L	2-4	Hartford
Mar. 27	T	3-3*	HARTFORD
Mar. 29	L	4-5	St. Louis
Mar. 31	L	2-3*	BUFFALO

\* Overtime

# 1990-91 PENGUINS SEASON REVIEW

## (41-33-6) Finished 1st in Patrick Division, Stanley Cup Champions

### Season Highlights

- Penguins win their first-ever division title, capturing the Patrick Division crown with a 7-4 win at Detroit.
- Thanks to a 4-1 win vs. Washington at the Civic Arena, the Penguins win their first ever Patrick Division Playoff Championship.
- The Penguins earn the right to play for the Stanley Cup, beating the Boston Bruins, four games to two, to capture their first Wales Conference Championship.
- With an 8-0 victory over Minnesota, the Penguins become Stanley Cup Champions, defeating the North Stars four games to two.
- Mario Lemieux wins Conn Smythe Trophy as playoff MVP.
- Jaromir Jagr is named to the NHL All-Rookie Team.

### Major Trades

June 16, 1990 - Obtained Joey Mullen from Calgary for a second round choice in the 1990 Entry Draft.

Oct. 27, 1990 - Obtained Gord Roberts from St. Louis for future considerations.

Dec. 11, 1990 - Obtained Larry Murphy and Peter Taglianetti from Minnesota for Jim Johnson and Chris Dahlquist.

Dec. 13, 1990 - Obtained Jiri Hrdina from Calgary for Jim Kyte.

Dec. 21, 1990 - Obtained Scott Young from Hartford for Rob Brown.

Mar. 4, 1990 - Obtained Ron Francis, Ulf Samuelsson and Grant Jennings from Hartford for John Cullen, Zarley Zalapski and Jeff Parker.

### Final Statistics

SCORING PLAYERS	GP	G	A	PTS	PIM
Mark Recchi	78	40	73	113	48
John Cullen	65	31	63	94	83
Paul Coffey	76	24	69	93	128
Ron Francis	81	23	64	87	72
Kevin Stevens	80	40	46	86	133
Jaromir Jagr	80	27	30	57	42
Zarley Zalapski	66	12	36	48	59
Mario Lemieux	26	19	34	45	30
Larry Murphy	75	9	34	43	48
Bob Errey	79	20	22	42	115
Scott Young	77	17	25	42	41
Joe Mullen	47	17	22	39	6
Phil Bourque	78	20	14	34	106
Bryan Trottier	52	9	19	28	24
Ulf Samuelsson	76	4	22	26	211
Randy Gilhen	72	15	10	25	51
Jiri Hrdina	51	6	17	23	17
Paul Stanton	75	5	18	23	40
Tony Tanti	46	6	12	18	44
Troy Loney	44	7	9	16	85
Rob Brown	25	6	10	16	31
Gord Roberts	64	3	13	16	78
Barry Pederson	46	6	8	14	21
Peter Taglianetti	55	3	9	12	107
Grant Jennings	57	2	7	9	108
Jim Johnson	24	0	5	5	23
Tom Barrasso	48	0	5	5	40
Randy Hillier	31	2	2	4	32
Chris Dahlquist	22	1	2	3	30
Jaime Leach	7	2	0	2	0
Jay Caulfield	23	1	1	2	71
Jeff Daniels	11	0	2	2	2
Ken Priestley	2	0	1	1	0
Wendell Young	18	0	1	1	0
Frank Pietrangolo	25	0	1	1	24
Jim Kyte	1	0	0	0	2
Jim Paek	3	0	0	0	9
Gord Dineen	9	0	0	0	6
Bench					8

GOALTENDING PLAYERS (W-L-T)	GP	MP	GA	SO	GAA
Tom Barrasso (27-16-3)	48	2754	165	1	3.59
Frank Pietrangolo (10-11-1)	25	1311	86	0	3.94
Wendell Young (4-6-2)	18	773	52	0	4.04
<b>TOTALS (41-33-6)</b>	<b>80</b>	<b>4843</b>	<b>305</b>	<b>1</b>	<b>3.78</b>

### Game-by-Game Results

DATE	W-L-T	SCORE	OPPONENT
Oct. 5	W	7-4	Washington
Oct. 7	W	7-4	NEW JERSEY
Oct. 9	L	3-4	St. Louis
Oct. 11	L	1-4	Chicago
Oct. 13	W	6-4	NY Islanders
Oct. 16	L	1-5	PHILADELPHIA
Oct. 19	T	4-4*	Buffalo
Oct. 20	L	3-4	NY RANGERS
Oct. 23	L	4-5	MONTREAL
Oct. 25	W	6-3	QUEBEC
Oct. 27	L	5-7	New Jersey
Oct. 28	W	8-3	NY ISLANDERS
Oct. 30	W	6-2	Philadelphia
Nov. 3	W	3-1	NY RANGERS
Nov. 6	W	6-5	CALGARY
Nov. 8	L	2-3	ST. LOUIS
Nov. 10	T	3-3*	Boston
Nov. 13	W	4-1	Minnesota
Nov. 14	W	6-4	Winnipeg
Nov. 17	L	1-2*	Los Angeles
Nov. 21	L	4-5	PHILADELPHIA
Nov. 23	L	3-7	Washington
Nov. 24	W	3-2*	WASHINGTON
Nov. 27	L	3-7	EDMONTON
Nov. 29	L	4-6	HARTFORD
Dec. 1	L	3-6	Minnesota
Dec. 3	W	9-4	NY Rangers
Dec. 5	L	1-3	WASHINGTON
Dec. 7	T	2-2*	VANCOUVER
Dec. 8	L	1-3	HARTFORD
Dec. 11	L	1-4	CHICAGO
Dec. 13	W	9-5	NEW JERSEY
Dec. 14	W	4-3	Buffalo
Dec. 16	W	4-1	DETROIT
Dec. 18	W	9-2	WINNIPEG
Dec. 20	W	4-3	MINNESOTA
Dec. 22	W	4-3	NY Islanders
Dec. 23	L	3-4*	NY ISLANDERS
Dec. 26	W	7-3	Washington
Dec. 28	W	5-0	DETROIT
Dec. 29	L	3-6	Toronto
Dec. 31	W	4-3	ST. LOUIS
Jan. 3	L	5-7	NY RANGERS
Jan. 5	W	5-6	NEW JERSEY
Jan. 6	L	3-6	Montreal
Jan. 8	W	6-1	EDMONTON
Jan. 10	W	5-1	CALGARY
Jan. 15	L	4-5	Philadelphia
Jan. 17	W	6-5*	Toronto
Jan. 22	W	5-3	NEW JERSEY
Jan. 26	W	6-5	Quebec
Jan. 29	W	3-2*	WASHINGTON
Jan. 31	L	2-4	Philadelphia
Feb. 2	W	6-2	BOSTON
Feb. 3	L	3-6	Boston
Feb. 8	L	2-6	Winnipeg
Feb. 11	L	5-7	Edmonton
Feb. 14	W	5-2	NY ISLANDERS
Feb. 16	L	3-4	NY Islanders
Feb. 19	W	6-3	BUFFALO
Feb. 21	W	11-4	TORONTO
Feb. 22	L	2-5	New Jersey
Feb. 24	T	5-5*	Washington
Feb. 26	L	2-8	Los Angeles
Feb. 27	L	3-4	Vancouver
Mar. 1	L	2-6	Calgary
Mar. 5	W	4-1	VANCOUVER
Mar. 7	W	3-2	LOS ANGELES
Mar. 9	W	5-2	Hartford
Mar. 10	W	4-3	NY Islanders
Mar. 12	T	4-4*	MONTREAL
Mar. 16	W	6-3	QUEBEC
Mar. 17	W	4-2	NY Rangers
Mar. 19	L	4-5	New Jersey
Mar. 21	W	5-4*	NY RANGERS
Mar. 23	L	5-7	CHICAGO
Mar. 26	W	3-1	Philadelphia
Mar. 27	W	7-4	Detroit
Mar. 30	T	4-4*	PHILADELPHIA
Mar. 31	L	3-6	NY Rangers

\* Overtime

# 1991-92 PENGUINS SEASON REVIEW

(39-32-9) Finished 3rd in Patrick Division, Stanley Cup Champions

## Season Highlights

- Scott Bowman is named interim head coach on Oct. 1, 1991.
- Penguins honor the memory of late head coach Bob Johnson in a candlelight ceremony on Nov. 27 vs. New Jersey. Johnson died from a brain tumor on Nov. 26.
- Penguins set a club record with five-game road winning streak from Dec. 13 through Dec. 29.
- Joe Mullen scores four goals in back-to-back games, Dec. 23 vs. NY Islanders and Dec. 26vs. Toronto; the first player in history to do so.
- Penguins set a team record for road victories in a season with 18 in a 4-3 win over Chicago on March 15.
- Mullen becomes the first American-born player to record 400 career goals on March 17 vs. Edmonton.
- The first-ever NHL strike begins on April 1, and halts league play for two weeks.
- Penguins clinch third place in the Patrick Division with a 4-1 win over Washington on April 15.
- Kevin Stevens sets an NHL record for points in a season by an American-born player and most points by a left wing with 123 (54+69).
- Penguins defeat Washington (4-3), New York Rangers (4-2), Boston (4-0), and Chicago (4-0) to win the Stanley Cup for the second straight year.

## Major Trades

Feb. 19, 1992 - Obtained Jeff Chychrun, Brian Benning and first round choice in 1992 Entry Draft from Los Angeles for Paul Coffey.

Feb. 19, 1992 - Obtained Rick Tocchet, Kjell Samuelsson, Ken Wregget and a conditional draft pick from Philadelphia for Mark Recchi, Brian Benning and Los Angeles first round choice in 1992 Entry Draft.

Mar. 10, 1992 - Obtained Brian Fogarty from Quebec for the NHL rights to Scott Young.

## Final Statistics

### SCORING

PLAYERS	GP	G	A	PTS	PIM
Mario Lemieux	64	44	87	131	94
Kevin Stevens	80	54	69	123	252
Joe Mullen	77	42	45	87	30
Larry Murphy	77	21	56	77	50
Mark Recchi	58	33	37	70	78
Jaromir Jagr	70	32	37	69	34
Paul Coffey	54	10	54	64	62
Rick Tocchet	61	27	32	59	151
Ron Francis	70	21	33	54	30
Bob Errey	78	19	16	35	119
Bryan Trottier	63	11	18	29	54
Phil Bourque	58	10	16	26	58
Troy Loney	76	10	16	26	127
Gord Roberts	73	2	22	24	87
Kjell Samuelsson	74	5	11	16	110
Jiri Hrdina	56	3	13	16	16
Ulf Samuelsson	62	1	14	15	206
Ken Priestlay	50	2	8	10	4
Paul Stanton	54	2	8	10	62
Jaime Leach	38	5	4	9	8
Grant Jennings	53	4	5	9	104
Jim Paek	49	1	7	8	36
Peter Taglianetti	44	1	3	4	57
Shawn McEachern	15	0	4	4	0
Jeff Chychrun	43	0	4	4	111
Tom Barrasso	57	0	4	4	30
Ken Wregget	32	0	2	2	2
Gord Dineen	1	0	0	0	0
Glen Mulvenna	1	0	0	0	2
Todd Nelson	1	0	0	0	0
Jeff Daniels	2	0	0	0	0
Frank Pietrangelo	5	0	0	0	0
Wendell Young	18	0	0	0	0
Jay Caulfield	52	0	0	0	175
Bench					12

### GOALTENDING

PLAYERS (W-L-T)	GP	MP	GA	SO	GAA
Tom Barrasso (25-22-9)	57	3329	196	1	3.53
Wendell Young (7-6-0)	18	838	53	0	3.79
Ken Wregget (5-3-0)	9	448	31	0	4.15
Frank Pietrangelo (2-1-0)	5	225	20	0	5.33
<b>TOTALS (39-32-9)</b>	<b>80</b>	<b>4854</b>	<b>308</b>	<b>1</b>	<b>3.81</b>

## Game-by-Game Results

DATE	W-L-T	SCORE	OPPONENT
Oct. 4	W	5-4	Buffalo
Oct. 6	T	2-2*	PHILADELPHIA
Oct. 10	W	6-3	Philadelphia
Oct. 12	L	1-4	New Jersey
Oct. 15	W	7-6*	NY Islanders
Oct. 17	W	8-5	NY ISLANDERS
Oct. 19	L	4-5	NY RANGERS
Oct. 22	T	4-4*	CHICAGO
Oct. 24	L	2-4	NEW JERSEY
Oct. 26	L	1-4	Montreal
Oct. 29	L	0-8	WASHINGTON
Oct. 31	W	8-1	MINNESOTA
Nov. 2	L	5-6	HARTFORD
Nov. 5	T	5-5*	BOSTON
Nov. 8	W	3-1	Winnipeg
Nov. 9	W	3-2	Minnesota
Nov. 11	L	1-3	NY Rangers
Nov. 13	W	5-4*	EDMONTON
Nov. 15	L	2-6	Washington
Nov. 18	W	7-3	Quebec
Nov. 20	W	5-2	PHILADELPHIA
Nov. 23	T	2-2*	NY ISLANDERS
Nov. 27	W	8-4	NEW JERSEY
Nov. 29	W	9-3	Philadelphia
Nov. 30	W	5-1	PHILADELPHIA
Dec. 3	L	3-5	Edmonton
Dec. 5	W	8-0	San Jose
Dec. 7	L	1-6	St. Louis
Dec. 10	W	5-3	NY RANGERS
Dec. 13	W	4-3	New Jersey
Dec. 14	L	2-7	WASHINGTON
Dec. 17	W	10-2	SAN JOSE
Dec. 19	W	6-4	Boston
Dec. 21	L	5-7	NY RANGERS
Dec. 23	W	6-3	NY Islanders
Dec. 26	W	12-1	TORONTO
Dec. 28	W	6-2	Washington
Dec. 29	W	6-3	NY Rangers
Dec. 31	L	4-7	NEW JERSEY
Jan. 2	L	0-4	New Jersey
Jan. 4	W	3-2	WINNIPEG
Jan. 7	L	2-5	LOS ANGELES
Jan. 10	L	5-7	Calgary
Jan. 12	W	4-3	Vancouver
Jan. 16	T	3-3*	Detroit
Jan. 23	L	4-5*	BUFFALO
Jan. 25	W	5-3	NY Islanders
Jan. 26	L	4-6	Washington
Jan. 28	L	0-4	WINNIPEG
Jan. 30	L	5-8	NY ISLANDERS
Feb. 1	W	4-1	ST. LOUIS
Feb. 3	T	4-4*	DETROIT
Feb. 5	L	3-4	NY Rangers
Feb. 8	L	3-4	LOS ANGELES
Feb. 9	L	3-6	Boston
Feb. 15	L	2-5	Minnesota
Feb. 16	T	3-3*	Philadelphia
Feb. 18	W	7-1	TORONTO
Feb. 20	T	4-4*	QUEBEC
Feb. 22	L	1-2	Montreal
Feb. 25	L	3-5	Washington
Feb. 27	L	4-8	HARTFORD
Feb. 29	W	5-2	BUFFALO
Mar. 3	W	6-3	Calgary
Mar. 6	W	7-3	San Jose
Mar. 7	L	3-5	Los Angeles
Mar. 10	W	5-2	CALGARY
Mar. 12	W	6-4	NY ISLANDERS
Mar. 14	L	3-6	Toronto
Mar. 15	W	4-3	Chicago
Mar. 17	W	6-5	EDMONTON
Mar. 19	W	6-3	QUEBEC
Mar. 22	T	2-2*	Hartford
Mar. 24	L	3-4	Detroit
Mar. 26	W	7-3	VANCOUVER
Mar. 28	W	6-3	MONTREAL
Mar. 31	W	6-5	PHILADELPHIA
Apr. 13	L	1-5	New Jersey
Apr. 15	W	4-1	WASHINGTON
Apr. 16	L	1-7	NY Rangers

\* - Overtime

# 1992-93 PENGUINS SEASON REVIEW

## (56-21-7) Finished 1st in Patrick Division

### Season Highlights

- Scott Rowman named head coach on Oct. 6, 1992.
- Penguins start the season with a 10-game unbeaten streak (8-0-2) from Oct 6 to Oct. 27.
- Mario Lemieux scores a goal in 12 consecutive games from Oct. 6 to Nov. 1 to set a club record. He records 18 goals during that streak.
- Larry Murphy becomes only one of nine defensemen in NHL history to record 800 points, recording his 800th on January 26 vs. Washington.
- Penguins set a club record for most road victories in a season with their 24th win on March 14 at the Islanders.
- Mario Lemieux scores four goals in back-to-back games, March 18 vs. Washington and March 20 vs. Philadelphia; the second player in club history to do so.
- Penguins clinch their second Patrick Division title in three years on March 28 with a 4-1 win at Washington.
- Tom Barrasso sets a club record with 14 consecutive victories from March 9 to April 9.
- Penguins clinch first-ever President's Trophy with a 5-3 win at Quebec on April 3, with their 110th point of the season.
- Penguins set NHL record for the longest winning streak, winning 17 consecutive games from March 9 to April 9 breaking the New York Islanders record of 15 set in 1981-82.

### Major Trades

**Mar. 22, 1993** - Obtained Peter Taglianetti from Tampa Bay for a third round choice in the 1993 Entry Draft.

**Mar. 22, 1993** - Obtained Mike Ramsey from Buffalo for Bob Errey.

### Final Statistics

SCORING PLAYERS	GP	G	A	PTS	PIM
Mario Lemieux	60	69	91	160	38
Kevin Stevens	72	55	56	111	177
Rick Tocchet	80	48	61	109	252
Ron Francis	84	24	76	100	68
Jarromir Jagr	81	34	60	94	61
Larry Murphy	83	22	63	85	73
Joe Mullen	72	33	37	70	14
Shawn McEachern	84	28	33	61	46
Ulf Samuelsson	77	3	26	29	249
Dave Tippett	74	6	19	25	56
Troy Loney	82	5	16	21	99
Jim Paek	77	3	15	18	64
Paul Stanton	77	4	12	16	97
Martin Straka	42	3	13	16	29
Bob Errey	54	8	6	14	76
Peter Taglianetti	72	2	12	14	184
Mike Needham	56	8	5	13	14
Mike Stapleton	78	4	9	13	10
Mike Ramsey	45	3	10	13	28
Jeff Daniels	58	5	4	9	14
Kjell Samuelsson	63	3	6	9	106
Tom Barrasso	63	0	8	8	24
Grant Jennings	58	0	5	5	65
Bryan Fogarty	12	0	4	4	4
Peter Ahola	22	0	1	1	14
Ken Wreggnet	25	0	1	1	6
Jaime Leach	5	0	0	0	2
Jeff Chychrun	1	0	0	0	2
Jay Caulfield	26	0	0	0	60
Bench					14

GOALTENDING PLAYERS (W-L-T)	GP	MP	GA	SO	GAA
Tom Barrasso (43-14-5)	63	3702	186	4	3.01
Ken Wreggnet (13-7-2)	26	1368	78	0	3.42
<b>TOTALS (56-21-7)</b>	<b>84</b>	<b>5083</b>	<b>268</b>	<b>5</b>	<b>3.16</b>

### Game-by-Game Results

DATE	W-L-T	SCORE	OPPONENT
Oct. 6	T	3-3*	PHILADELPHIA
Oct. 8	W	7-3	NY ISLANDERS
Oct. 10	T	3-3*	Montreal
Oct. 13	W	6-5	BUFFALO
Oct. 15	W	5-2	MONTREAL
Oct. 17	W	7-3	Hartford
Oct. 20	W	5-1	VANCOUVER
Oct. 22	W	9-6	DETROIT
Oct. 24	W	4-3	New Jersey
Oct. 27	W	7-2	Ottawa
Oct. 29	L	4-6	St. Louis
Nov. 1	W	5-4	Tampa Bay
Nov. 3	W	2-0	NY ISLANDERS
Nov. 5	W	8-4	ST. LOUIS
Nov. 7	L	2-4	Toronto
Nov. 8	L	2-7	Chicago
Nov. 10	W	4-1	Minnesota
Nov. 12	T	4-4*	QUEBEC
Nov. 13	L	0-8	Detroit
Nov. 17	W	4-2	BUFFALO
Nov. 20	W	4-1	New Jersey
Nov. 21	W	2-0	NEW JERSEY
Nov. 23	W	5-2	NY Rangers
Nov. 25	L	3-11	NY RANGERS
Nov. 27	L	4-6	Washington
Nov. 28	W	5-3	WASHINGTON
Dec. 1	W	7-3	NY Islanders
Dec. 3	L	3-5	Los Angeles
Dec. 5	W	9-4	Salt Lake
Dec. 8	W	5-2	WINNIPEG
Dec. 11	L	1-2	New Jersey
Dec. 12	W	6-5	NEW JERSEY
Dec. 15	W	6-2	PHILADELPHIA
Dec. 17	W	5-4*	Philadelphia
Dec. 19	L	3-4	NY ISLANDERS
Dec. 21	W	7-4	QUEBEC
Dec. 23	W	4-0	Philadelphia
Dec. 27	W	4-2	Buffalo
Dec. 31	T	3-3*	TORONTO
Jan. 2	W	5-2	NY RANGERS
Jan. 5	W	6-2	BOSTON
Jan. 7	L	3-6	MINNESOTA
Jan. 9	W	3-2	CALGARY
Jan. 10	L	2-3	Winnipeg
Jan. 14	L	0-7	Boston
Jan. 16	W	6-1	OTTAWA
Jan. 19	W	5-2	Vancouver
Jan. 22	L	1-2	Edmonton
Jan. 23	W	4-3	Calgary
Jan. 26	W	6-3	WASHINGTON
Jan. 28	L	2-5	NY ISLANDERS
Jan. 30	W	4-2	PHILADELPHIA
Jan. 31	T	2-2*	Washington
Feb. 8	W	4-0	BOSTON
Feb. 10	W	3-0	NY Rangers
Feb. 13	W	4-1	CHICAGO
Feb. 14	L	4-7	Buffalo
Feb. 18	L	4-5	EDMONTON
Feb. 20	L	2-4	NY Islanders
Feb. 21	W	4-3	Hartford
Feb. 23	L	1-3	NEW JERSEY
Feb. 25	L	1-2	Ottawa
Feb. 27	T	3-3*	TAMPA BAY
Feb. 28	W	4-2	Washington
Mar. 2	L	4-5	Philadelphia
Mar. 5	L	1-3	NY Rangers
Mar. 9	W	3-2	BOSTON
Mar. 11	W	4-3*	LOS ANGELES
Mar. 14	W	7-2	NY Islanders
Mar. 18	W	7-5	WASHINGTON
Mar. 20	W	9-3	PHILADELPHIA
Mar. 21	W	6-4	Edmonton
Mar. 23	W	7-2	SAN JOSE
Mar. 25	W	4-3	NEW JERSEY
Mar. 27	W	5-3	Boston
Mar. 28	W	4-1	Washington
Mar. 30	W	6-4	OTTAWA
Apr. 1	W	10-2	HARTFORD
Apr. 3	W	5-3	Quebec
Apr. 4	W	5-2	New Jersey
Apr. 7	W	4-3*	MONTREAL
Apr. 9	W	10-4	NY RANGERS
Apr. 10	W	4-2	NY RANGERS
Apr. 14	T	6-6*	New Jersey

\* - Overtime



# 1993-94 PENGUINS SEASON REVIEW

(44-27-13) Finished 1st in Northeast Division

## Season Highlights

- Ed Johnston named head coach and Bryan Trottier named assistant coach on June 22, 1993.
- Ron Francis records his 1,000th career point on Oct. 28 vs. Quebec.
- Tom Barrasso records his 250th career win on Nov. 18 vs. Washington.
- Ed Johnston sets club record with his 96th coaching win on December 21 vs. Tampa Bay, breaking Scotty Bowman's record of 95.
- Bryan Trottier records his 900th career assist on Jan. 3 at Ottawa.
- Tom Barrasso sets the record for most wins by an American-born goaltender with his 253rd win on Feb. 15 vs. Winnipeg, breaking Frank Brimsek's record of 252.
- Larry Murphy records his 900th career point on March 26 at Calgary.
- Mario Lemieux records his 1,200th career point on March 26 at Calgary.
- Penguins clinch the first-ever Northeast Division title on April 11 with a 4-0 win at Ottawa.

## Major Trades

Aug. 27, 1993 - Obtained Marty McSorley from Los Angeles for Shawn McEachern.

Feb. 15, 1994 - Obtained Shawn McEachern and Tomas Sandstrom from Los Angeles for Marty McSorley and Jim Paek.

Mar. 19, 1994 - Obtained Greg Hawgood from Florida for Jeff Daniels.

Mar. 21, 1994 - Obtained Jim McKenzie from Dallas for Mike Needham.

## Final Statistics

SCORING PLAYERS	GP	G	A	PTS	PIM
Jaromir Jagr	80	32	67	99	61
Ron Francis	82	27	66	93	62
Kevin Stevens	83	41	47	88	155
Larry Murphy	84	17	56	73	44
Joe Mullen	84	38	32	70	41
Martin Straka	84	30	34	64	24
Tomas Sandstrom	78	23	35	58	83
Doug Brown	77	18	37	55	18
Shawn McEachern	76	20	22	42	34
Rick Tocchet	51	14	26	40	134
Mario Lemieux	22	17	20	37	32
Greg Hawgood	64	6	28	34	36
Ulf Samuelsson	80	5	24	29	199
Marty McSorley	47	3	18	21	139
Bryan Trottier	41	4	11	15	36
Peter Taglianetti	60	2	12	14	142
Kjell Samuelsson	59	5	8	13	118
Mike Stapleton	58	7	4	11	18
Markus Naslund	71	4	7	11	27
Greg Brown	36	3	8	11	28
Jeff Daniels	63	3	5	8	20
Jim McKenzie	71	3	5	8	146
Grant Jennings	61	2	4	6	126
Ed Patterson	27	3	1	4	10
Mike Ramsey	65	2	2	4	22
Jim Paek	41	0	4	4	8
Mike Needham	25	1	0	1	2
Ken Wregget	42	0	1	1	8
Tom Barrasso	44	0	1	1	42
Chris Tamer	12	0	0	0	0
Rob Dopson	2	0	0	0	0
Roberto Romano	2	0	0	0	0
Bench					20

GOALTENDING PLAYERS (W-L-T)	GP	MP	GA	SO	GAA
Roberto Romano (1-0-1)	2	125	3	0	1.44
Tom Barrasso (22-15-5)	44	2482	139	2	3.36
Ken Wregget (21-12-7)	42	2456	138	1	3.37
Rob Dopson (0-0-0)	2	45	3	0	4.00
<b>TOTALS (44-27-13)</b>	<b>84</b>	<b>5118</b>	<b>285</b>	<b>3</b>	<b>3.34</b>

## Game-by-Game Results

DATE	W-L-T	SCORE	OPPONENT
Oct. 5	L	3-4	Philadelphia
Oct. 7	W	2-1	MONTREAL
Oct. 9	W	3-2	NY RANGERS
Oct. 10	L	4-7	Quebec
Oct. 12	W	2-1	Florida
Oct. 14	L	2-3	Tampa Bay
Oct. 16	W	5-3	HARTFORD
Oct. 19	W	3-2	NY Islanders
Oct. 22	W	4-2	Buffalo
Oct. 23	T	3-3*	ST. LOUIS
Oct. 28	L	3-7	QUEBEC
Oct. 30	W	4-3	CHICAGO
Nov. 2	T	3-3*	San Jose
Nov. 3	W	6-2	BUFFALO
Nov. 6	L	3-8	Los Angeles
Nov. 7	W	5-4	Anaheim
Nov. 9	T	3-3*	St. Louis
Nov. 11	L	1-4	Chicago
Nov. 13	L	3-7	DETROIT
Nov. 16	W	11-5	PHILADELPHIA
Nov. 18	W	3-2	WASHINGTON
Nov. 20	T	2-2*	Montreal
Nov. 24	W	7-3	BOSTON
Nov. 26	T	4-4*	Washington
Nov. 27	T	2-2*	OTTAWA
Dec. 2	T	2-2*	NEW JERSEY
Dec. 4	W	7-6*	Hartford
Dec. 8	L	2-3	Dallas
Dec. 11	W	6-3	Tampa Bay
Dec. 14	W	4-2	LOS ANGELES
Dec. 16	W	2-1	BUFFALO
Dec. 19	L	3-6	NY ISLANDERS
Dec. 21	W	8-3	TAMPA BAY
Dec. 23	W	4-3	Boston
Dec. 26	L	3-7	Washington
Dec. 28	T	4-4*	PHILADELPHIA
Dec. 31	L	4-5	QUEBEC
Jan. 2	L	2-7	Hartford
Jan. 3	W	4-1	Ottawa
Jan. 7	W	4-3*	Buffalo
Jan. 8	T	2-2*	CALGARY
Jan. 11	W	5-4*	BOSTON
Jan. 13	T	2-2*	FLORIDA
Jan. 15	W	4-3	EDMONTON
Jan. 18	L	3-6	Quebec
Jan. 25	W	4-2	OTTAWA
Jan. 27	W	3-0	QUEBEC
Jan. 29	T	4-4*	Toronto
Jan. 31	L	3-5	NY Rangers
Feb. 1	W	2-1	FLORIDA
Feb. 4	W	6-3	Detroit
Feb. 5	L	3-7	New Jersey
Feb. 7	L	1-4	MONTREAL
Feb. 10	L	3-5	NY ISLANDERS
Feb. 12	L	3-9	DALLAS
Feb. 13	W	3-3	Philadelphia
Feb. 15	W	5-0	WINNIPEG
Feb. 17	W	6-4	HARTFORD
Feb. 19	L	1-4	Montreal
Feb. 21	L	3-4*	NY Rangers
Feb. 24	T	2-2*	ANAHAIM
Feb. 26	W	4-3	BUFFALO
Feb. 28	W	4-3	Florida
Mar. 4	L	1-2	Buffalo
Mar. 6	W	5-3	Winnipeg
Mar. 8	W	7-3	BOSTON
Mar. 10	L	2-4	TORONTO
Mar. 12	W	6-2	NY RANGERS
Mar. 13	W	3-2	Hartford
Mar. 15	L	4-5*	WASHINGTON
Mar. 17	W	4-2	Boston
Mar. 19	W	5-4	VANCOUVER
Mar. 20	W	2-1	NY Islanders
Mar. 22	T	2-2*	SAN JOSE
Mar. 24	W	5-1	OTTAWA
Mar. 26	L	3-5	Calgary
Mar. 27	L	3-5	Edmonton
Mar. 30	W	3-1	Vancouver
Apr. 3	W	6-2	BOSTON
Apr. 4	W	2-1	TAMPA BAY
Apr. 6	W	3-1	NEW JERSEY
Apr. 8	L	2-7	New Jersey
Apr. 9	L	1-9	Montreal
Apr. 11	W	4-0	Ottawa

\* Overtime

# 1994-95 PENGUINS SEASON REVIEW

## (29-16-3) Finished 2nd in Northeast Division

### Season Highlights

- Joe Mullen becomes the first American-born player to record 1,000 points with an assist on February 7 vs. Florida.
- Larry Murphy records his 700th career assist on March 4 vs. Boston.
- Jaromir Jagr records an assist on May 3 and becomes the first European-trained player to win the Art Ross trophy as NHL scoring champion.
- Ron Francis wins the overall league plus/minus award with a plus 30 rating.
- Ron Francis becomes the first Penguin to win the Selke Trophy and the second to win the Lady Byng on July 8.
- Jaromir Jagr is named to the NHL First All-Star Team at right wing and Larry Murphy is named to the Second Team on defense July 8.

### Major Trades

**February 16, 1995** - Acquired Wendell Young from Tampa Bay for future considerations.

**April 7, 1995** - Obtained Norm Maciver and Troy Murray from Ottawa for Martin Straka.

**April 7, 1995** - Acquired Drake Berehowsky from Toronto for Grant Jennings.

### Final Statistics

SCORING PLAYERS	GP	G	A	PTS	PIM
Jaromir Jagr	48	32	38	70	37
Ron Francis	44	11	48	59	18
Tomas Sandstrom	47	21	23	44	42
Luc Robitaille	46	23	19	42	37
Larry Murphy	48	13	25	38	18
Joe Mullen	45	16	21	37	6
John Cullen	46	13	24	37	66
Kevin Stevens	27	15	12	27	51
Shawn McEachern	44	13	13	26	22
Norm Maciver	41	4	16	20	16
Troy Murray	46	4	12	16	39
Martin Straka	31	4	12	16	16
Ulf Samuelsson	44	1	15	16	113
Chris Joseph	33	5	10	15	46
Len Barrie	48	3	11	14	66
Mike Hudson	40	2	9	11	34
Kjell Samuelsson	41	1	6	7	54
Greg Hawgood	21	1	4	5	25
Markus Naslund	14	2	2	4	2
Greg Andrusak	7	0	4	4	6
Grant Jennings	25	0	4	4	36
Jim McKenzie	39	2	1	3	63
Chris Tamer	36	2	0	2	82
Drake Berehowsky	29	0	2	2	28
Francois Leroux	40	0	2	2	114
Rusty Fitzgerald	4	1	0	1	0
Richard Park	1	0	1	1	2
Peter Taglianetti	13	0	1	1	12
Jeff Christian	1	0	0	0	0
Phillippe DeRouville	1	0	0	0	0
Tom Barrasso	2	0	0	0	0
Wendell Young	10	0	0	0	2
Ken Wregget	38	0	0	0	14
Bench					10

#### GOALTENDING PLAYERS (W-L-T)

GOALTENDING PLAYERS (W-L-T)	GP	MP	GA	SO	GAA
Phillippe DeRouville (1-0-0)	1	60	3	0	3.00
Ken Wregget (25-9-2)	38	2208	118	0	3.21
Wendell Young (3-6-0)	10	497	27	0	3.26
Tom Barrasso (0-1-1)	2	125	8	0	3.84
<b>TOTALS (29-16-3)</b>	<b>48</b>	<b>2901</b>	<b>156</b>	<b>0</b>	<b>3.27</b>

### Game-by-Game Results

DATE	W-L-T	SCORE	OPPONENT
Jan. 20	W	5-3	Tampa Bay
Jan. 23	W	6-5	Florida
Jan. 25	W	3-2	NY Rangers
Jan. 27	W	5-4	OTTAWA
Jan. 29	W	4-1	Washington
Feb. 1	W	4-3	NY RANGERS
Feb. 4	W	6-3	TAMPA BAY
Feb. 5	T	3-3*	New Jersey
Feb. 7	W	7-3	FLORIDA
Feb. 9	W	5-2	NY Islanders
Feb. 11	W	3-1	MONTREAL
Feb. 14	W	5-3	BOSTON
Feb. 16	W	5-2	HARTFORD
Feb. 18	L	2-4	Hartford
Feb. 19	T	3-3*	BUFFALO
Feb. 21	W	5-4	QUEBEC
Feb. 24	L	2-4	TAMPA BAY
Feb. 25	L	1-3	NY Islanders
Feb. 27	W	7-5	Quebec
Mar. 2	L	3-6	Buffalo
Mar. 4	W	4-3*	Boston
Mar. 5	L	2-6	Philadelphia
Mar. 7	L	4-5	QUEBEC
Mar. 9	W	4-2	NY ISLANDERS
Mar. 11	W	6-2	BUFFALO
Mar. 13	W	4-2	MONTREAL
Mar. 15	L	5-8	Montreal
Mar. 16	L	2-3	Quebec
Mar. 19	W	4-3	Ottawa
Mar. 21	W	3-2	Buffalo
Mar. 24	W	5-2	NEW JERSEY
Mar. 26	L	0-2	Florida
Mar. 28	W	6-3	NY ISLANDERS
Apr. 1	W	3-2	PHILADELPHIA
Apr. 5	L	4-8	HARTFORD
Apr. 8	L	1-2	Montreal
Apr. 10	W	4-3	Ottawa
Apr. 11	W	3-1	WASHINGTON
Apr. 15	W	5-2	OTTAWA
Apr. 16	L	3-4*	Philadelphia
Apr. 18	W	6-5	NY RANGERS
Apr. 22	L	1-2	WASHINGTON
Apr. 23	W	4-2	Hartford
Apr. 26	T	3-3*	New Jersey
Apr. 28	W	4-1	BOSTON
Apr. 30	L	2-5	Boston
May 2	L	2-7	Washington
May 3	L	3-4	FLORIDA

\* - Overtime

# One Firm Worldwide

Jones Day\* and the Pittsburgh Penguins have a lot in common — teamwork, commitment, a tradition of hard work, dedication, doing what it takes to win. And, like many of our favorite players from the four corners of the globe, we're proud to say that we're at home in Pittsburgh... and around the world.

**JONES  
DAY**

Atlanta  
Brussels  
Chicago  
Cleveland

Columbus  
Dallas  
Frankfurt  
Geneva

Hong Kong  
Irvine  
London  
Los Angeles

New Delhi  
New York  
Paris  
Pittsburgh

Raleigh  
San Francisco  
Seattle  
Washington

**NICORETTE  
WORKS BEST  
IF YOU USE IT  
RIGHT.**

I thought I knew how to chew gum!

I did.

But that didn't mean I knew

how to chew Nicorette®

I didn't.

Because, you don't chew Nicorette,  
you bite it, until it tingles.

Then you place it between your lower lip  
and your gum.

And nicotine is absorbed

into your system,

to help you fight your cravings... fast.

And while you're using Nicorette right,

make sure you use enough.


Because not enough won't

help protect you from your cravings.

And enough will.

And that's the whole idea!

[www.nicorette.com](http://www.nicorette.com)




\*Start the Nicorette program by taking one piece every 1-2 hours. Use extra pieces as the need arises, do not exceed 2 pieces a day. Follow your oral directions. Nicorette program can help. Success rate may vary.

©1998 SmithKline Beecham

**YOU CAN  
DO IT.  
Nicorette  
can help.®**

SmithKline Beecham  
provides financial support  
for research and development  
and for educational programs  
and research in the field of  
nicotine dependence. For  
more information, visit our  
website at [www.nicorette.com](http://www.nicorette.com) for  
the full text of our seal.



## We Offer A Home Version, Too.

Now you don't have to leave home to do your banking. With the *MellonDirect 24<sup>hr</sup>* Center you can open an account, check balances, transfer funds and apply for loans by phone any time, day or night.

Or visit our Giant Eagle locations open seven days a week.

And many of our other offices are open later on weekdays and weekends.

Call **1 800 MELLON-24** today.



# Mellon Bank

*A Wealth of Solutions.<sup>SM</sup>*



***Go Pens!***



**J&L SPECIALTY STEEL, INC.**

J&L Specialty Steel  
is a leading manufacturer of  
quality flat rolled  
stainless steel products

One PPG Place  
P.O. Box 3373  
Pgh, PA  
15230-3373  
412.338.1800



**GOTTA  
GET A  
GOAL!**

**SHOPPING  
CENTER  
DEVELOPERS**



**GLIMCHER  
GROUP**

Glimcher Group Incorporated  
One Mellon Bank Center  
500 Grant Street, Suite 2000  
Pittsburgh, PA 15219  
412/765-3333  
Contact Robert I. Glimcher

**COMMERCIAL  
REAL ESTATE  
BROKERS**



*Glimcor  
Realty Ltd.*

Glimcor Realty Ltd.  
One Mellon Bank Center  
500 Grant Street, Suite 2000  
Pittsburgh, PA 15219  
412/562-9000

**THIS IS OURS: 100%  
SUCCESS IN DEVELOPMENT,  
LEASING AND MANAGEMENT**

Glimcher Group has built  
a tough team with a  
winning record.  
Get into the game with us!

Local retail developments:  
Monroeville Hills  
Raceway Plaza, Scott Twp.  
Green Garden, Aliquippa  
Robinson Town Centre  
Donaldson's Crossroads  
Tri-County Plaza, Belle Vernon  
Fayette Plaza, Uniontown  
...and more in Pennsylvania,  
Ohio, New York, West Virginia,  
Illinois, Minnesota, Arizona,  
Maryland



Approved  
Auto Repair

*Power*  
OF THE

**BOWSER**

Rt. 51 and Lewis Run Road, Pleasant Hills PA 15236  
1 Mile South of Century III Mall

**412 469-2100**

Over 1,000 new and  
used cars in stock

 **PONTIAC** 

 **OLDSMOBILE** 

 **SUBARU** 

 **ISUZU** 

 **HYUNDAI** 

Showroom Hours: M, T, Th 9am-9pm W, F 9am-6pm Sat 9am-5pm  
Service Hours: M, T, Th 7am-8pm W, F 9am-5pm Sat Hours Available



If only facing the future were this straightforward.



**KPMG is proud to support the Pittsburgh Penguins.**



Francis J. Lison, Managing Partner

KPMG Peat Marwick LLP

2500 One Mellon Bank Center • Pittsburgh, PA 15219 • 412.391.9710

# 1996-97 PENGUINS SEASON REVIEW

(38-36-8) Finished 2nd in Northeast Division

## Season Highlights

- Joey Mullen becomes the first U.S.-born player to score 500 goals on March 14 at Colorado.
- Mario Lemieux scores his 600th career goal on Feb. 4 vs. Vancouver.
- Ron Francis scores his 400th career goal March 29 vs. Los Angeles.
- Mario Lemieux scores four goals in one period, tying the NHL record for most goals in a period, on Jan. 26 at Montreal.
- Mario Lemieux becomes the ninth player in NHL history to record 1,400 points on Nov. 30 vs. Boston.
- Jaromir Jagr records his 600th career point Jan. 4 vs. Tampa Bay.
- Patrick Lalime sets the NHL record for longest unbeaten streak by a rookie goaltender at the start of his career by going 14-0-2.
- Mario Lemieux wins his sixth Art Ross Trophy, leading the league in scoring with 122 points.

## Major Trades

June 22 - Kevin Hatcher acquired from Dallas for Sergei Zubov

Nov. 17 - Darius Kasparaitis and Andreas Johansson acquired from NY Islanders for Bryan Smolinski

Nov. 19 - Stu Barnes and Jason Woolley acquired from Florida for Chris Wells

Nov. 19 - Alex Hicks and Fredrik Olausson acquired from Anaheim for Shawn Antoski and Dmitri Mironov

Mar. 18 - Eddie Olczyk acquired from Los Angeles for Glen Murray

## Final Statistics

SCORING PLAYERS	GP	G	A	PTS	PIM
Mario Lemieux	76	50	72	122	65
Jaromir Jagr	63	47	48	95	40
Ron Francis	81	27	63	90	20
Petr Nedved	74	33	38	71	66
Eddie Olczyk	79	25	30	55	51
Kevin Hatcher	80	15	39	54	103
Stu Barnes	81	19	30	49	26
Fredrik Olausson	71	9	29	38	32
Jason Woolley	60	6	30	36	30
Greg Johnson	75	13	19	32	26
Alex Hicks	73	7	21	28	90
Tomas Sandstrom	40	9	15	24	33
Darius Kasparaitis	75	2	21	23	100
Joe Mullen	54	7	15	22	4
Glen Murray	66	11	11	22	24
Garry Valk	70	10	11	21	78
Joe Dziedziac	59	9	9	18	63
J. Daigneault	33	3	14	17	36
Roman Oksiluta	35	6	7	13	26
Andreas Johansson	42	4	9	13	20
Dave Roche	61	5	5	10	155
Ian Moran	36	4	5	9	22
Petr Klima	17	1	7	8	6
Dmitri Mironov	15	1	5	6	24
Chris Tamer	45	2	4	6	131
Alek Stojanov	35	1	4	5	79
Josef Beranek	8	3	1	4	4
Jeff Christian	11	2	2	4	13
Tyler Wright	45	2	2	4	70
Craig Muni	64	0	4	4	36
Dan Quinn	16	0	3	3	10
Francois Leroux	59	0	3	3	81
Ken Wregget	46	0	1	1	6
Domenic Pittis	1	0	0	0	0
Richard Park	1	0	0	0	0
Philippe Derenaville	2	0	0	0	0
Tom Barrasso	5	0	0	0	0
Stefan Bergqvist	5	0	0	0	7
Ed Patterson	6	0	0	0	8
Shawn Antoski	13	0	0	0	49
Neil Wilkinson	23	0	0	0	36
Patrick Lalime	39	0	0	0	0

GOALTENDING PLAYERS (W-L-T)	GP	MP	GA	SO	GAA
Patrick Lalime (21-12-2)	39	2058	101	3	2.94
Philippe Derenaville (0-2-0)	2	111	6	0	3.24
Ken Wregget (17-17-A)	46	2514	136	2	3.25
Tom Barrasso (0-5-0)	5	270	26	0	5.78
<b>TOTALS (38-36-8)</b>	<b>82</b>	<b>4969</b>	<b>280</b>	<b>5</b>	<b>3.38</b>

## Game-by-Game Results

DATE	W-L-T	SCORE	OPPONENT
Oct. 5	L	3-4*	TAMPA BAY
Oct. 8	L	3-7	Hartford
Oct. 11	L	2-3	OTTAWA
Oct. 12	W	3-2	OTTAWA
Oct. 16	L	1-8	NY Rangers
Oct. 17	L	1-4	Buffalo
Oct. 19	W	2-1	WASHINGTON
Oct. 22	L	2-5	Edmonton
Oct. 24	L	5-7	Calgary
Oct. 26	L	1-2	Vancouver
Nov. 1	L	2-4	Washington
Nov. 2	W	7-3	OTTAWA
Nov. 6	W	5-2	EDMONTON
Nov. 8	T	5-5*	Tampa Bay
Nov. 9	L	2-4	Florida
Nov. 12	W	3-0	BUFFALO
Nov. 14	L	1-2*	Boston
Nov. 16	L	3-8	NY RANGERS
Nov. 19	W	4-2	ST. LOUIS
Nov. 21	L	3-7	Philadelphia
Nov. 22	W	7-1	Hartford
Nov. 27	T	2-2*	MONTREAL
Nov. 30	W	6-2	BOSTON
Dec. 3	T	4-4*	HARTFORD
Dec. 4	W	4-2	Ottawa
Dec. 6	W	5-3	Washington
Dec. 7	W	5-3	ANAHEIM
Dec. 10	W	5-3	Los Angeles
Dec. 11	W	7-3	Anaheim
Dec. 13	W	4-0	San Jose
Dec. 15	L	1-2	Chicago
Dec. 17	L	4-6	BOSTON
Dec. 19	W	4-0	St. Louis
Dec. 21	W	3-1	SAN JOSE
Dec. 23	W	6-5	Toronto
Dec. 26	T	3-3*	MONTREAL
Dec. 28	W	2-0	BUFFALO
Dec. 30	W	5-3	WASHINGTON
Jan. 2	W	6-1	New Jersey
Jan. 4	W	7-3	TAMPA BAY
Jan. 7	W	5-3	NY ISLANDERS
Jan. 10	W	5-2	NY ISLANDERS
Jan. 11	T	3-3*	Ottawa
Jan. 14	W	3-1	DALLAS
Jan. 15	W	3-0	Hartford
Jan. 21	W	4-2	CALGARY
Jan. 23	L	3-4*	COLORADO
Jan. 25	L	4-7	NY RANGERS
Jan. 26	W	5-2	Montreal
Jan. 29	L	1-3	Buffalo
Feb. 1	W	4-1	PHOENIX
Feb. 4	W	6-4	VANCOUVER
Feb. 5	W	6-3	Montreal
Feb. 8	L	5-6*	DETROIT
Feb. 12	L	1-5	NY ISLANDERS
Feb. 13	L	1-5	Philadelphia
Feb. 15	L	1-5	PHILADELPHIA
Feb. 16	L	2-6	FLORIDA
Feb. 18	W	4-2	CHICAGO
Feb. 22	L	2-5	NY Islanders
Feb. 23	L	1-5	Detroit
Mar. 1	L	3-6	New Jersey
Mar. 4	L	1-3	NEW JERSEY
Mar. 5	L	2-4	Buffalo
Mar. 8	W	3-2*	PHILADELPHIA
Mar. 10	T	2-2*	MONTREAL
Mar. 12	T	5-5*	Phoenix
Mar. 14	L	3-6	Colorado
Mar. 16	L	2-6	Dallas
Mar. 18	W	5-3	BUFFALO
Mar. 20	W	6-3	TORONTO
Mar. 22	L	2-3	NEW JERSEY
Mar. 24	L	0-3	NY Rangers
Mar. 26	L	5-8	Montreal
Mar. 29	W	4-1	LOS ANGELES
Mar. 31	W	4-3	FLORIDA
Apr. 3	T	5-5*	HARTFORD
Apr. 5	W	5-2	OTTAWA
Apr. 8	W	3-1	BOSTON
Apr. 10	L	3-4	Tampa Bay
Apr. 11	L	2-4	Florida
Apr. 13	L	3-7	Boston

\* - Overtime

## TEAM AWARDS

### MICHEL BRIERE MEMORIAL TROPHY - ROOKIE OF THE YEAR SPONSORED BY DELOITTE & TOUCHE

The Michel Briere Memorial Trophy is awarded to the Penguin player judged to be the best rookie on the team. The trophy is in memory of the late Michel Briere, who was an outstanding rookie in his only season with Pittsburgh in 1969-70.

1967-68	Les Binkley	1982-83	Dave Hannan
1968-69	Jean Pronovost	1983-84	Roberto Romano
1969-70	Michel Briere	1984-85	Mario Lemieux
1970-71	Greg Polis	1985-86	Jim Johnson
1971-72	Dave Burrows	1986-87	No Winner
1972-73	No Winner	1987-88	Rob Brown
1973-74	Ron Lalonde	1988-89	Zarley Zalapski
1974-75	Pierre Larouche	1989-90	Mark Recchi
1975-76	No Winner	1990-91	Jaromir Jagr
1976-77	Greg Malone	1991-92	Jim Paek
1977-78	Peter Lee	1992-93	Shawn McEachern
1978-79	Greg Millen & Rod Schutt	1993-94	No Winner
1979-80	Paul Marshall	1994-95	No Winner
1980-81	Mark Johnson	1995-96	No Winner
1981-82	Mike Bullard	1996-97	Patrick Lalime
		1997-98	Peter Skudra

### SMITHKLINE BEECHAM LEADING POINT SCORER

The SmithKline Beecham Leading Point Scorer Award is presented to the player who scores the most points during the regular season.

1967-68	Andy Bathgate	1982-83	Doug Shedden
1968-69	Ken Schinkel	1983-84	Mike Bullard
1969-70	Dean Prentice	1984-85	Mario Lemieux
1970-71	Bryan Hextall	1985-86	Mario Lemieux
1971-72	Syl Apps	1986-87	Mario Lemieux
1972-73	Syl Apps	1987-88	Mario Lemieux
1973-74	Syl Apps	1988-89	Mario Lemieux
1974-75	Ron Schock	1989-90	Mario Lemieux
1975-76	Pierre Larouche	1990-91	Mark Recchi
1976-77	Jean Pronovost	1991-92	Mario Lemieux
1977-78	Jean Pronovost	1992-93	Mario Lemieux
1978-79	Greg Malone	1993-94	Jaromir Jagr
1979-80	Rick Kehoe	1994-95	Jaromir Jagr
1980-81	Rick Kehoe	1995-96	Mario Lemieux
1981-82	Rick Kehoe	1996-97	Mario Lemieux
		1997-98	Jaromir Jagr

## TEAM AWARDS

### PNC CORPORATION BOB JOHNSON MEMORIAL "BADGER BOB" AWARD

Presented in the memory of the Penguins late head coach, Bob Johnson. The "Badger Bob" Award is presented to the player who, through his performance on the ice, his character and total dedication to his teammates for the success of the team, shows everyday is "A Great Day for Hockey" in western Pennsylvania.

1994-95	Ron Francis & Joe Mullen
1995-96	Jaromir Jagr
1996-97	Joe Mullen
1997-98	Ron Francis

### DOLLAR BANK UNSUNG HERO AWARD

The Unsung Hero Award is presented to the team's Unsung Hero, a player who constantly gives 150 percent effort but receives little recognition.

1969-70	Val Fonteyne	1983-84	Gary Rissling
1970-71	Bob Blackburn	1984-85	Gary Rissling
1971-72	Duane Rupp	1985-86	R. Cunneyworth & Dave Hannan
1972-73	Lowell MacDonald	1986-87	Dan Frawley
1973-74	Ron Schock	1987-88	Dave Hunter
1974-75	Gary Inness	1988-89	Bob Errey
1975-76	Ron Stackhouse	1989-90	Bob Errey & Troy Loney
1976-77	Wayne Bianchin	1990-91	Randy Gilhen
1977-78	Dave Schultz	1991-92	Joe Mullen
1978-79	George Ferguson	1992-93	Ron Francis
1979-80	Russ Anderson	1993-94	Joe Mullen
1980-81	Paul Gardner	1994-95	Ken Wrogget
1981-82	Pat Brufette	1995-96	Petr Nedved
1982-83	Andre St. Laurent	1996-97	Stu Barnes
		1997-98	Rob Brown & Martin Straka

### BOOSTER CLUB AWARD

The Penguins Booster Club makes an annual presentation known as the Three Star Award. Booster Club members vote for three stars after every home game and tally their votes at the end of the regular season for the winner.

1974-75	Vic Hadfield	1986-87	Mario Lemieux
1975-76	Dave Burrows	1987-88	Mario Lemieux
1976-77	Dunc Wilson	1988-89	Mario Lemieux
1977-78	Denis Herron	1989-90	Mario Lemieux
1978-79	Randy Carlyle	1990-91	Mark Recchi
1979-80	George Ferguson	1991-92	Mario Lemieux
1980-81	Randy Carlyle	1992-93	Mario Lemieux
1981-82	Michel Dion	1993-94	Ron Francis
1982-83	Michel Dion	1994-95	Jaromir Jagr
1983-84	Mike Bullard	1995-96	Mario Lemieux
1984-85	Mario Lemieux	1996-97	Mario Lemieux
1985-86	Mario Lemieux	1997-98	Jaromir Jagr

### U. S. POSTAL SERVICE DEFENSIVE PLAYER OF THE YEAR AWARD

The Defense Player of the Year Award recognizes the player who excelled defensively for the team.

1992-93	Tom Barrasso	1995-96	Chris Tamer
1993-94	Ulf Samuelsson	1996-97	Darius Kasparaitis
1994-95	Ulf Samuelsson	1997-98	Tom Barrasso

## TEAM AWARDS

### DICK'S SPORTING GOODS PLAYER'S PLAYER AWARD

The players hold a vote at the end of the season for the player they feel exemplifies leadership for the team both on and of the ice, and a player who is dedicated to teamwork.

1968-69	Val Fonteyne	1983-84	Denis Herron
1969-70	Jean Pronovost & Dean Prentice	1984-85	Warren Young
1970-71	Jean Pronovost	1985-86	Terry Ruskowski
1971-72	Jean Pronovost	1986-87	Dan Quinn & Terry Ruskowski
1972-73	Lowell MacDonald	1987-88	Mario Lemieux
1973-74	Jean Pronovost	1988-89	Randy Hillier
1974-75	Ron Schock	1989-90	Randy Hillier
1975-76	Jean Pronovost	1990-91	Mark Recchi
1976-77	Denis Herron	1991-92	Joe Mullen
1977-78	Denis Herron	1992-93	Mario Lemieux
1978-79	Greg Malone	1993-94	Ron Francis
1979-80	Rick Kehoe	1994-95	Ron Francis
1980-81	Rick Kehoe	1995-96	Ron Francis
1981-82	Mike Bullard	1996-97	Joe Mullen
1982-83	Pat Boutette	1997-98	Ron Francis

### DISASTER SPECIALISTS "GOOD GUY" AWARD "BAZ" BASTIEN MEMORIAL AWARD

The "Good Guy" Award is presented by the Pittsburgh Chapter of the Professional Hockey Writers Association to the player who the local members of the PHWA want to acknowledge for his cooperation throughout the year. The award is presented in the memory of the late Aldege "Baz" Bastien, Penguins General Manager from 1976 to 1983.

1983-84	Gary Rissling	1991-92	Larry Murphy
1984-85	Gary Rissling	1992-93	Kevin Stevens
1985-86	Terry Ruskowski	1993-94	Joe Mullen
1986-87	Dan Frawley	1994-95	Larry Murphy
1987-88	Randy Cunneynworth	1995-96	Petr Nedved
1988-89	Jim Johnson	1996-97	Ken Wregget
1989-90	Troy Loney	1997-98	Ron Francis
1990-91	Phil Bourque		

### DONADEO-SULLIVAN MEMORIAL AWARD - MASTERTON NOMINEE SPONSORED BY ALLEGHENY GENERAL HOSPITAL

The Pittsburgh Chapter of the Professional Hockey Writers Association votes for the Pittsburgh Penguins Masterton nominee. Each NHL team selects a Masterton candidate from which the overall winner is chosen. The Masterton candidate is nominated as the player who best exemplifies the qualities of perseverance, sportsmanship and dedication to hockey.

1982-83	Greg Malone	1990-91	Mario Lemieux
1983-84	Denis Herron	1991-92	Joe Mullen
1984-85	Gary Rissling & Warren Young	1992-93	Mario Lemieux
1985-86	Terry Ruskowski	1993-94	Kevin Stevens
1986-87	Randy Cunneynworth	1994-95	John Cullen
1987-88	Randy Hillier	1995-96	Ron Francis
1988-89	Phil Bourque	1996-97	Joe Mullen
1989-90	Mario Lemieux	1997-98	Rob Brown

## TEAM AWARDS

### COCHRAN AUTOMOTIVE MOST VALUABLE PLAYER AWARD

The Most Valuable Player Award is based on the overall contribution the player makes to the team.

1967-68	Les Binkley	1982-83	Doug Shedden
1968-69	Keith McCreary	1983-84	Mike Bullard
1969-70	Jean Pronovost	1984-85	Mario Lemieux
1970-71	Ron Schock	1985-86	Mario Lemieux
1971-72	Jean Pronovost	1986-87	Mario Lemieux
1972-73	Dave Burrows	1987-88	Mario Lemieux
1973-74	Syl Apps, Dave Burrows	1988-89	Mario Lemieux
	Jean Pronovost, Lowell MacDonald	1989-90	Mario Lemieux
1974-75	Ron Schock & Ron Stackhouse	1990-91	Mark Recchi
1975-76	Pierre Larouche	1991-92	Mario Lemieux
1976-77	Dunc Wilson	1992-93	Mario Lemieux
1977-78	Pete Mahovlich	1993-94	Ron Francis
1978-79	Ron Stackhouse & Orest Kindrachuk	1994-95	Jaromir Jagr
1979-80	George Ferguson	1995-96	Mario Lemieux
1980-81	Randy Carlyle	1996-97	Mario Lemieux
1981-82	Michel Dion	1997-98	Ron Francis & Jaromir Jagr

### THE EDWARD J. DeBARTOLO - COMMUNITY SERVICE AWARD

SPONSORED BY CAMERON COCA-COLA

The Edward J. DeBartolo Award recognizes the player who has donated a tremendous amount of time during the season working on community and charity projects.

1991-92	Troy Loney & Phil Bourque
1992-93	Jim Paek & Shawn McEachern
1993-94	Ken Wregget & Tom Barrasso
1994-95	Ron Francis & Bryan Trottier
1995-96	Dave Roche
1996-97	Joe Dziedzic & Chris Tamer
1997-98	Chris Tamer & Tyler Wright

### 1997 BOB JOHNSON SCHOLARSHIP WINNER

The Johnson Scholarship was started in 1992 and is presented annually to a Western Pennsylvania high school senior for academic excellence, community involvement and providing leadership, sportsmanship and a positive attitude as a member of the school's hockey program. Students must attain a minimum grade point average of 3.20 to qualify for the scholarship.

Mary Montgomery, a senior at Shady Side Academy was selected as the 1998 Bob Johnson Scholarship winner. The scholarship, sponsored by the Penguins, is for \$2,500.

Montgomery was instrumental in obtaining school sponsorship for a girls hockey team in 1996. As one of the founders and organizers of the program, she presented the girls ice hockey program to Shady Side's Academics Programs Committee, and was successful in gaining varsity status for the sport.

Montgomery served as team captain for varsity girls hockey, varsity girls soccer and varsity girls lacrosse. She was an All-Section goalie in soccer and, as a sophomore, was named Most valuable Player of the lacrosse team. She registered a 4.0 grade point average as a senior and served as vice president for student government. In 1997, she captured the Instructor's Prize in American History and was honored as a finalist for the Williams College Book Award, the Yale Award and the Thornton Oakley Memorial Award. In addition, she volunteered for a variety of charities including a local food bank, Mom's House, Aspinwall Veteran's Hospital and the Paint Your Heart out Program. She will attend Brown university, and plans to major in molecular biology.

#### PREVIOUS JOHNSON SCHOLARSHIP WINNERS

- 1992 John Yackmack (Armstrong Central High School)
- 1993 Charlie Blasko (Greensburg Salem High School)
- 1994 Ryan Smart (Meadville High School)
- 1995 John Cullen (Kiski Area High School) & Doug Swingle (Franklin Regional High School)
- 1996 Brett Houston (Bishop McCort High School)
- 1997 Colin Smithraaratchy (Hempfield Area Senior High School)

## PENGUINS HALL OF FAME

In June of 1992, Jean Pronovost, Rick Kehoe and the late Bob Johnson were selected as the charter members of the Pittsburgh Penguins Hall of Fame. They were formally inducted on October 22 before the Penguins-Detroit game at the Civic Arena. In March of 1994, Syl Apps was named to the Hall of Fame and formally inducted on April 5, 1995, prior to the Penguins-Hartford game. In March of 1996, former Penguins owner Edward J. DeBartolo, defenseman Dave Burrows and Elaine Heufelder, who has worked for the team on the administrative side for 35 years were selected for the Hall of Fame and were formally inducted prior to the Penguins-Toronto game on March 20, 1997.

### BOB JOHNSON

Bob Johnson coached the Penguins to their first-ever Stanley Cup Championship in 1990-91. Johnson, an outstanding college coach and former head coach of the Calgary Flames, became head coach of the Penguins on June 12, 1990, and led the team to its first-ever Patrick Division title with 88 points. The Penguins then went on to win the Patrick Division playoff title and the Wales Conference Trophy to earn the club's first trip to the Stanley Cup Finals. The Penguins reached the mountaintop on May 25, 1991, with an 8-0 win at Minnesota, capturing Lord Stanley's Cup. Johnson became only the second American-born coach to win the Cup. Only three months later, on November 26, 1991, he passed away at his home in Colorado. Thanks in large part to Coach Bob Johnson, it will always be "A Great Day for Hockey" in Pittsburgh.

### RICK KEHOE

Acquired from Toronto on September 13, 1974, Rick Kehoe played 10 seasons with the Penguins (1974-75 to 1984-85). A right-winger, he scored a career-high

55 goals in the 1980-81 season. Only Mario Lemieux and Jaromir Jagr have more goals in a single season with the club. With Pittsburgh, Kehoe led the team in goals and points on three occasions. He recorded 25 or more goals in nine of his 10 seasons with the Penguins, while topping the 30-goal mark five times. With 636 points as a Penguin, Kehoe ranks third in club history in points, trailing only Lemieux and Jagr, third in games played (722), third in goals (312), sixth in assists (324), third in power play goals (95) and third in hat tricks (8). He played in the NHL All Star Game twice, and won the Lady Byng Trophy in 1981.

### JEAN PRONOVOST

Jean Pronovost played 10 seasons with the Penguins from 1968-78, and has played in more Penguins games than any player in club history (753). A right wing, Pronovost was the first Penguins player to score 50 goals in a season, when he tallied 52 in 1975-76. He led the team in goals five times and in points twice, and recorded 20 or more goals in nine of his 10 seasons with the Penguins, while playing in 70 or more games in eight of those 10 seasons. Pronovost ranks second in club history with 316 goals, fifth in points (603), seventh in assists (287), fifth in power play goals (70) and third in game-winning goals (42). He represented the Penguins in the NHL All-Star Game on four occasions and served as team captain in 1977-78.

### SYL APPS

Syl Apps was acquired by the Penguins from the New York Rangers, along with Sheldon Kannegiesser, in January, 1971, in exchange for current Edmonton Oilers general manager Glen Sather. He spent six full seasons and part of two others with the Penguins. He scored 151 goals and 349 assists for 500 points in 495 regular season games and added eight

points (4+4) in 19 playoff games. Apps led the team in scoring three times, and currently ranks ninth on the Penguins career list in goals, fourth in assists, seventh in points, tied for 11th in games played, seventh in game-winning goals (20) and fifth in short-handed goals (11). He led the Penguins in assists five times, including the 1975-76 season when he notched a career-high 99 points (32+67). He was also the Most Valuable Player in the 1975 All-Star Game in Montreal. For four seasons, Apps centered the famed "Century Line" that included right wing Jean Pronovost and left wing Lowell MacDonald. The trio combined for 203 points and 84 goals in 1972-73, 239 points and 107 goals in 1973-74, 214 points and 94 goals in 1974-75 and 276 points and 114 goals in 1975-76.

## DAVE BURROWS

Dave Burrows was one of the survivors of a dying breed - the defensive defenseman - and his perfection of the art made him one of the most popular players in Penguins history. The Penguins selected Burrows from the Chicago Blackhawks in the NHL Intra-League Draft in June of 1971. He played with the Penguins through the 1977-78 season, before being traded to Toronto for Randy Carlyle and George Ferguson in June of 1978. He was re-acquired by the Penguins in November of 1980, and remained with the team through the 1981-82 season. Overall, he played in 724 NHL games with the Penguins and Toronto, collecting 29 goals and 135 assists for 164 points. Burrows totaled just 377 penalty minutes in his career, along with just six in 29 playoff games. With the Penguins, he recorded 132 points (24+108) in 573 games and four points (1+3) in 20 playoff games. Burrows played in the 1974 and 1976 All-Star Games, and was chosen to play for Team Canada in 1976.

## EDWARD J. DeBARTOLO

Edward J. DeBartolo bought one-third ownership in the Penguins in 1977, then purchased the team outright one year later. The brightest moment during his tenure was the team's first Stanley Cup championship in 1991. With patience and perseverance, the DeBartolo franchise endured a streak of six consecutive seasons without a playoff berth, before beginning to rebound in the late 80s, coming within a game of the the conference final in 1989. DeBartolo sold the team to Howard Baldwin, Morris Belzberg and Thomas Ruta in November of 1991. DeBartolo was selected as Man of the Year in 1983 by Vectors/Pittsburgh, was named Youngstown State University's Distinguished Citizen in 1984 and was a 1985 recipient of the Ohio Governor's Award. In 1986, DeBartolo was among 80 people chosen to receive the Ellis Island Medal of Honor, presented to American citizens who have distinguished themselves and preserved the values of their heritage. The medal was first presented in celebration of the Statue of Liberty's 200th birthday, and will only be awarded every 10 years. DeBartolo passed away on December 19, 1994 at the age of 85.

## ELAINE HEUFELDER

Elaine Heufelder has served the Penguins and the Civic Arena for 35 years. She was the executive assistant for the Arena's first building manager, Charles Strong, and worked with Paul Martha and Edward J. DeBartolo, Sr. Throughout her career, she has played a key role in the operation of the building and the team's front office. She continues to assist the senior management staff as an executive assistant to Penguins co-owner Roger Marino.




## UNIFORM NUMBERS

1. Hank Bassen, Joe Daley, Paul Hoganson, Cam Newton, Roy Edwards, Jim Rutherford, Bob Johnson, Gordon Laxton, Denis Herron, Richard Harrison, Steve Guenette, Pat Riggins, Wendell Young, Rob Dopson & Peter Skudra.
2. Leo Boivin, Duane Rupp, Bob Paradise, Ed Van Impe, Tom Edur, Tom Bladon, Pat Price, Gilles Lupien, Brian Lundberg, Phil Bourque, Greg Fox, Joe McDonnell, Todd Charlesworth, Chris Dahlquist, Jim Paek & **Chris Tamer**.
3. Al MacNeil, John Arbour, Bob Woytowich, Tim Horton, Jack Lynch, Ron Stackhouse, Bennett Wolf, Norm Schmidt, Doug Bodger, Jim Kyte, Jim Paek, Grant Jennings, Sergei Zubov & **Stefan Bergkvist**.
4. Noel Price, Bob Blackburn, Dave Burrows, Dale Tallon, Paul Baxter, Marty McSorley, Phil Bourque, Chris Dahlquist, Dwight Schofield, Larry Murphy, Gord Dineen, Greg Andrusak, Greg Hawgood, Corey Foster & **Kevin Hatcher**.
5. Dick Mattiussi, Ted Lanyon, Bryan Watson, Ab DeMarco, Barry Wilkins, Steve Lyon, Mario Faubert, Lex Hudson, Ron Meighan, Bryan Maxwell, Mike Rowe, Ville Siren, Gord Dineen, Ulf Samuelsson & **Brad Werenka**.
6. Dunc McCallum, Tracy Pratt, Sheldon Kannegiesser, Ron Jones, Colin Campbell, Tom Price, Kim Clackson, Bennett Wolf, Errol Thompson, Greg Hotham, Jim Johnson, Todd Charlesworth, Scott Young, Jeff Chychnon, Peter Ahola, Mike Ramsey & **Neil Wilkinson**.
7. Art Stratton, Lou Angotti, Bryan Hextall, Steve Durbano, Russ Anderson, Rick MacLeish, Ian Turnbull, Rod Buskas & Joe Mullen.
8. Val Fonteyne, Jim Wiley, Rick Kehoe, Hartland Monahan, Dave Schultz, Mike Meeker, Bob Stewart, Dave Burrows, Randy Boyd, Tom O'Regan, Petteri Lehto, Terry Ruskowski, Perry Ganchar, Mark Recchi, Bryan Smolinski, Kevin Miller & Garry Valk.
9. Andy Bathgate, Charlie Burns, Billy Hicke, Al McDonough, Chuck Arnason, Simon Nolet, Blair Chapman, Mark Johnson, Stan Jonathan, Rich Sutter, Ron Flockhart, John Chabot, Wilf Paiement, Andrew McBain, Tony Tanti, Ron Francis, Len Barrie, Dan Quinn & Greg Johnson.
10. Earl Ingarfield, George Swarbrick, Keith McCreary, Robin Burns, Ted Snell, Pierre Larouche, Peter Lee, Gary Rissling, Bob Errey, Wayne Babych, Ron Duguay, Dan Quinn, Barry Pederson & Ron Francis.
11. Gene Ubriaco, Tracy Pratt, Nick Harbaruk, Bernie Lukowich, Vic Hadfield, John Flesch, Tom Cassidy, George Ferguson, Anders Hakansson, Rocky Saganiuk, Tim Tookey, Troy Loney, Dwight Mathiasen, Lee Giffin, Alain Lemieux, Warren Young, John Cullen, Alek Stojanov, Shawn Antoski & **Darius Kasparaitis**.
12. Ken Schinkel, Blaine Stoughton, Kelly Pratt, Greg Malone, Mitch Lamoureux, Dean DeFazio, Tom O'Regan, Tom Roulston, Bob Errey, Larry De Palma, Troy Murray, Chris Wells, Richard Park & **Sean Pronger**.
13. Jim Hamilton & Charlie Simmer.
14. Billy Dea, Rick Kessel, Ron Snell, Lowell MacDonald, Rene Robert, Wayne Bianchin, Nick Libett, Doug Shedden, Dan Quinn, Chris Kontos, Bryan Erickson, Jack Callander, Gordie Roberts, Dave Tippett, Brad Lauer & **Stu Barnes**.
15. Bob Dillabough, Billy Harris, George Swarbrick, Steve Cardwell, Yvon Labre, Brian McKenzie, Rick Kessel, Bob McManama, Stan Gilbertson, Pat Boutette, Gary Rissling, Randy Cunneyworth, Dave Capuano, Doug Smith, Randy Gilhen, Shawn McEachern, Dmitri Mironov, Josef Beranek & **Robert Dome**.
16. Wayne Hicks, Ron Snell, Glen Sather, Sheldon Kannegiesser, Ron Lalonde, Lew Morrison, Derek Sanderson, Kim Davis, Mike Meeker, Gary McAdam, Bennett Wolf, Marc Chorney, Mark Taylor, Jim McGeough, Kevin LaVallee, Charlie Simmer, Steve Gotaas, Jay Caulfield, Mike Hudson, Joe Dziedzic & Eddie Olczyk.
17. Billy Speer, Bill LeCaine, Ron Schock, Rick Kehoe, Lee Giffin, Brad Aitken, Tomas Sandstrom & Peter Ferraro.
18. George Konik, Wally Boyer, Lowell MacDonald, Ross Lonsberry, Kevin McClelland, Tom Roulston, Craig Simpson, Jimmy Mann, Mark Recchi, Richard Zemiak, Jeff Daniels, Ken Priestley, Francois Leroux & Garry Valk.
19. Bob Rivard, Jean Pronovost, Dale Tallon, Greg Sheppard, Rick MacLeish, Grant Sasser, Arto Javanainen, Willy Lindstrom, Dave McLlwin, Randy Gilhen & Bryan Trotter.
20. Ab McDonald, Bob Woytowich, Dean Prentice, Robin Burns, John Stewart, Steve Cardwell, Yvon Labre, Jacques Cossette, Yves Bergerson, Pete Mahovlich, Paul Marshall, Paul Gardner, Gary Rissling, Moe Mantha, Dave Hunter, Dave Hannan, Jamie Leach, Jeff Daniels, Luc Robitaille, Bryan Smolinski, Greg Johnson, Roman Oksiuta & **Robert Lang**.
21. Kieth McCreary & Michel Briere.
22. Paul Andrea, Greg Polis, Bob Kelly, Brian Spencer, Kim Davis, Mike Bullard, Neil Belland, Dwight Mathiasen, Jim McGeough, Chris Joseph, Wayne Van Dorp, Steve Dykstra, Paul Stanton, Rick Tocchet, Norm Maciver, Jason Woolley & **Sven Butenschon**.

## UNIFORM NUMBERS

23. Mel Pearson, Jean Guy Legace, Doug Barrie, Rick Kessel, John Stewart, Bob Leiter, Eddie Shack, Larry Bignell, Nelson DeBenedict, Ed Gilbert, Jim Hamilton, Rod Schutt, Gary Rissing, Doug Lecuyer, Rich Sutter, Andy Brickley, Wally Weir, Randy Hillier, Kjell Samuelsson, Paul Stanton, Chris Joseph, Domenic Pittis & Fredrik Olausson.
24. Gary Swain, Rod Zaine, Tim Horton, Eddie Schack, Jean Guy Lagace, Larry Bignell (playoffs only), Mario Faubert, Don Awrey, Bob Paradise, Pat Hughes, Marc Chorney, Pat Graham, Rob Garner, Ted Bulley, Kevin McCarthy, Roger Belanger, Dwight Mathiasen, Troy Loney, Doug Brown & Ian Moran.
25. Robin Burns, John Stewart, Darryl Edestrand, Nick Beverly, Dennis Owchar, Greg Redquest, Tom Price, Randy Carlyle, Kevin McCarthy, Ted Nolan, Norm Schmidt, Kevin Stevens & Alek Stojanov.
26. Dunc McCallum, Mike McMahon, Syl Apps, Pete Mahovich, Orest Kindrachuk, Paul Mulvey, Steve Gatzos, Wayne Babych, Mike Blaisdell, Mark Kachowski, Mike Stapleton, Richard Park, Dave McLlwain, Petr Kilma, Darius Kasparaitis & Garry Valk.
27. Jim Morrison, Joe Noris, Jim Shires, Hank Nowak, Yves Bergeron, Pete Laframboise, Mike Corrigan, Jacques Cossette, Rod Schutt, Todd Charlesworth, Gilles Meloche, Scott Bjugstad, Gilbert Delorme, Glen Murray & Eddie Olczyk.
28. Harvey Bennett, Mario Faubert, Gene Carr, Tom Price, Jim Hamilton, Bob Simpson, Tim Hryniewicz, Bruce Crowder, Robert Geale, Steve Gatzos, Dan Frawley, Gordie Roberts, Kjell Samuelsson, Greg Andrusak, Jeff Christian & Craig Muni.
29. Al Smith, Jim Rutherford, Denis Herron, Andy Brown, Gary Inness, Bob Stumpf, Dunc Wilson, Greg Millen, Michel Dion, Phil Bourque, Markus Naslund & Tyler Wright.
30. Les Binkley, Marv Edwards, Cam Newton, Andy Brown, Gary Inness, Bob Taylor, Gordon Laxton, Paul Gardner, Kim Davis, Gary Edwards, Roberto Romano, Steve Guenette, Alain Chevrier & Phillippe DeRouville.
31. Michel Plasse, Nick Ricci, Vincent Tremblay, Brian Ford, Carl Mokosak, Rich Tabaracci, Tom Barrasso & Ken Wreggett.
32. Dave Hannan, Dave Goertz, Pat Mayer & Peter Taglianetti.
33. Tony Feltrin, Bob Simpson, Rocky Saganiuk, Bob Gladney, Doug Bodger, Mike Rowe, Mitch Wilson, Zarley Zalapski, Bryan Fogarty, Marty McSorley, Jim McKenzie, Stefan Bergkvist & Alex Hicks.
34. Andre St. Laurent, Tom Thornbury, Greg Tebbutt, Randy Hillier, Ted Nolan, Todd Charlesworth, Lee Griffin, Dwight Mathiasen, Scott Young, Dave Michayluk (playoffs only), Greg Brown, Rusty Fitzgerald & Jeff Christian.
35. Roberto Romano, Warren Young, Darren Lowe, Ron Duguay, Brad Aitken & Tom Barrasso.
36. Jock Callender, Pat Neaton, Greg Andrusak, Corey Foster, Brad Lauer & J.J. Daigneault.
37. Justin Duberman, Ladislav Karabin & Greg Andrusak.
38. Scott Gruhl, Jiri Hrdina, Peter Allen & Andreas Johansson.
39. Mike Needham & Peter Allen.
40. Frank Pietrangelo & Patrick Lalime.
42. Tuomas Gronman.
43. Jeff Daniels.
44. Todd Nelson, Drake Berehowsky, Ed Patterson & Rob Brown.
45. Mike Needham (playoffs only) & Glen Mulvenna.
48. Sven Butenschon.
51. Dave Roche.
52. Rusty Fitzgerald.
55. Larry Murphy & Drake Berehowsky.
56. Sergei Zubov.
57. Chris Ferraro.
66. Mario Lemieux.
68. Jaromir Jagr.
71. Jiri Slegr.
72. Jeff Christian.
76. Richard Park.
77. Paul Coffey.
82. Martin Straka.
85. Petr Kilma.
92. Rick Tocchet.
93. Petr Nedved.
95. Aleksey Morozov.



# THE PLAYOFFS



# PLAYOFF RESULTS 1968-1998

1968 - Did Not Qualify For Playoffs

1969 - Did Not Qualify For Playoffs

1970 - Quarter Finals vs Oakland (Pittsburgh won series, 4-0)

Apr. 8	Oakland	1	at	Pittsburgh	2	W
Apr. 9	Oakland	1	at	Pittsburgh	3	W
Apr. 11	Pittsburgh	5	at	Oakland	2	W
Apr. 12	Pittsburgh	3	at	Oakland	2 (OT)	W

Semi-Finals vs St. Louis (St. Louis won series, 4-2)

Apr. 19	Pittsburgh	1	at	St. Louis	3	L
Apr. 21	Pittsburgh	1	at	St. Louis	4	L
Apr. 23	St. Louis	2	at	Pittsburgh	3	W
Apr. 26	St. Louis	1	at	Pittsburgh	2	W
Apr. 28	Pittsburgh	0	at	St. Louis	5	L
Apr. 30	St. Louis	4	at	Pittsburgh	3	L

1971 - Did Not Qualify For Playoffs

1972 - Quarter Finals vs Chicago (Chicago won series, 4-0)

Apr. 5	Pittsburgh	1	at	Chicago	3	L
Apr. 6	Pittsburgh	2	at	Chicago	3	L
Apr. 8	Chicago	2	at	Pittsburgh	0	L
Apr. 9	Chicago	6	at	Pittsburgh	5 (OT)	L

1973 - Did Not Qualify For Playoffs

1974 - Did Not Qualify For Playoffs

1975 - Preliminary Round vs St. Louis (Pittsburgh won series, 2-0)

Apr. 8	St. Louis	3	at	Pittsburgh	4	W
Apr. 10	Pittsburgh	5	at	St. Louis	3	W

Quarter Finals vs New York Islanders (NY Islanders won series, 4-3)

Apr. 13	NY Islanders	4	at	Pittsburgh	5	W
Apr. 15	NY Islanders	1	at	Pittsburgh	3	W
Apr. 17	Pittsburgh	6	at	NY Islanders	4	W
Apr. 20	Pittsburgh	1	at	NY Islanders	3	L
Apr. 22	NY Islanders	4	at	Pittsburgh	2	L
Apr. 24	Pittsburgh	1	at	NY Islanders	4	L
Apr. 26	NY Islanders	1	at	Pittsburgh	0	L

1976 - Preliminary Round vs Toronto (Toronto won series, 2-1)

Apr. 6	Pittsburgh	1	at	Toronto	4	L
Apr. 8	Toronto	0	at	Pittsburgh	2	W
Apr. 9	Pittsburgh	0	at	Toronto	4	L

1977 - Preliminary Round vs Toronto (Toronto wins series, 2-1)

Apr. 5	Toronto	4	at	Pittsburgh	2	L
Apr. 7	Pittsburgh	6	at	Toronto	4	W
Apr. 9	Toronto	5	at	Pittsburgh	2	L

1978 - Did Not Qualify For Playoffs

1979 - Preliminary Round vs Buffalo (Pittsburgh won series, 2-1)

Apr. 10	Pittsburgh	4	at	Buffalo	3	W
Apr. 12	Buffalo	3	at	Pittsburgh	1	L
Apr. 14	Pittsburgh	4	at	Buffalo	3 (OT)	W

## PLAYOFF RESULTS 1968-1998

### Quarter Finals vs Boston (Boston won series, 4-0)

Apr. 16	Pittsburgh	2	at	Boston	6	L
Apr. 18	Pittsburgh	3	at	Boston	4	L
Apr. 21	Boston	2	at	Pittsburgh	1	L
Apr. 22	Boston	4	at	Pittsburgh	1	L

### 1980 - Preliminary Round vs Boston (Boston won series, 3-2)

Apr. 8	Pittsburgh	4	at	Boston	2	W
Apr. 10	Pittsburgh	1	at	Boston	4	L
Apr. 12	Boston	1	at	Pittsburgh	4	W
Apr. 13	Boston	8	at	Pittsburgh	3	L
Apr. 14	Pittsburgh	2	at	Boston	6	L

### 1981 - Preliminary Round vs St. Louis (St. Louis won series, 3-2)

Apr. 8	Pittsburgh	2	at	St. Louis	4	L
Apr. 9	Pittsburgh	6	at	St. Louis	4	W
Apr. 11	St. Louis	5	at	Pittsburgh	4	L
Apr. 12	St. Louis	3	at	Pittsburgh	6	W
Apr. 14	Pittsburgh	3	at	St. Louis	4 (2OT)	L

### 1982 - Preliminary Round vs New York Islanders (Islanders won series, 3-2)

Apr. 7	Pittsburgh	1	at	NY Islanders	8	L
Apr. 8	Pittsburgh	2	at	NY Islanders	7	L
Apr. 10	NY Islanders	1	at	Pittsburgh	2 (OT)	W
Apr. 11	NY Islanders	2	at	Pittsburgh	5	W
Apr. 13	Pittsburgh	3	at	NY Islanders	4 (OT)	L

1983 - Did Not Qualify For Playoffs

1984 - Did Not Qualify For Playoffs

1985 - Did Not Qualify For Playoffs

1986 - Did Not Qualify For Playoffs

1987 - Did Not Qualify For Playoffs

1988 - Did Not Qualify For Playoffs

### 1989 - Patrick Division Semi-Finals vs New York Rangers (Pittsburgh won series, 4-0)

Apr. 5	NY Rangers	1	at	Pittsburgh	3	W
Apr. 6	NY Rangers	4	at	Pittsburgh	7	W
Apr. 8	Pittsburgh	5	at	NY Rangers	3	W
Apr. 9	Pittsburgh	4	at	NY Rangers	3	W

### Patrick Division Finals vs Philadelphia (Philadelphia won series, 4-3)

Apr. 17	Philadelphia	3	at	Pittsburgh	4	W
Apr. 19	Philadelphia	4	at	Pittsburgh	2	L
Apr. 21	Pittsburgh	4	at	Philadelphia	3 (OT)	W
Apr. 23	Pittsburgh	1	at	Philadelphia	4	L
Apr. 25	Philadelphia	7	at	Pittsburgh	10	W
Apr. 27	Pittsburgh	2	at	Philadelphia	6	L
Apr. 29	Philadelphia	4	at	Pittsburgh	1	L

1990 - Did Not Qualify For Playoffs

### 1991 - Patrick Division Semi-Finals vs New Jersey (Pittsburgh won series, 4-3)

Apr. 3	New Jersey	3	at	Pittsburgh	1	L
Apr. 5	New Jersey	4	at	Pittsburgh	5 (OT)	W
Apr. 7	Pittsburgh	4	at	New Jersey	3	W
Apr. 9	Pittsburgh	1	at	New Jersey	4	L
Apr. 11	New Jersey	4	at	Pittsburgh	2	L
Apr. 13	Pittsburgh	4	at	New Jersey	3	W
Apr. 15	New Jersey	0	at	Pittsburgh	4	W

### Patrick Division Finals vs Washington (Pittsburgh won series 4-1)

Apr. 17	Washington	4	at	Pittsburgh	2	L
Apr. 19	Washington	6	at	Pittsburgh	7 (OT)	W
Apr. 21	Pittsburgh	3	at	Washington	1	W
Apr. 23	Pittsburgh	3	at	Washington	1	W
Apr. 25	Washington	1	at	Pittsburgh	4	W

# PLAYOFF RESULTS 1968-1998

## Prince of Wales Conference Finals vs Boston (Pittsburgh won series 4-2)

May 1	Pittsburgh	3	at	Boston	6	L
May 3	Pittsburgh	4	at	Boston	5 (OT)	L
May 5	Boston	1	at	Pittsburgh	4	W
May 7	Boston	1	at	Pittsburgh	4	W
May 9	Pittsburgh	7	at	Boston	2	W
May 11	Boston	3	at	Pittsburgh	5	W

## 1991 - Stanley Cup Finals vs Minnesota (Pittsburgh won series 4-2)

May 15	Minnesota	5	at	Pittsburgh	4	L
May 17	Minnesota	1	at	Pittsburgh	4	W
May 19	Pittsburgh	1	at	Minnesota	3	L
May 21	Pittsburgh	5	at	Minnesota	3	W
May 23	Minnesota	4	at	Pittsburgh	6	W
May 25	Pittsburgh	8	at	Minnesota	0	W

## 1992 - Patrick Division Semi-Finals vs Washington (Pittsburgh won series 4-3)

Apr. 19	Pittsburgh	1	at	Washington	3	L
Apr. 21	Pittsburgh	2	at	Washington	6	L
Apr. 23	Washington	4	at	Pittsburgh	6	W
Apr. 25	Washington	7	at	Pittsburgh	2	L
Apr. 27	Pittsburgh	5	at	Washington	2	W
Apr. 29	Washington	4	at	Pittsburgh	6	W
May 1	Pittsburgh	3	at	Washington	1	W

## Patrick Division Finals vs New York Rangers (Pittsburgh won series 4-2)

May 3	Pittsburgh	4	at	NY Rangers	2	W
May 5	Pittsburgh	2	at	NY Rangers	4	L
May 7	NY Rangers	6	at	Pittsburgh	5 (OT)	L
May 9	NY Rangers	4	at	Pittsburgh	5 (OT)	W
May 11	Pittsburgh	3	at	NY Rangers	2	W
May 13	NY Rangers	1	at	Pittsburgh	5	W

## Wales Conference Finals vs Boston (Pittsburgh won series, 4-0)

May 17	Boston	3	at	Pittsburgh	4 (OT)	W
May 19	Boston	2	at	Pittsburgh	5	W
May 21	Pittsburgh	5	at	Boston	1	W
May 23	Pittsburgh	5	at	Boston	1	W

## Stanley Cup Finals vs Chicago (Pittsburgh won series, 4-0)

May 26	Chicago	4	at	Pittsburgh	5	W
May 28	Chicago	1	at	Pittsburgh	3	W
May 30	Pittsburgh	1	at	Chicago	0	W
Jun. 1	Pittsburgh	6	at	Chicago	5	W

## 1993 -Patrick Division Semi-Finals vs New Jersey (Pittsburgh won series, 4-1)

Apr. 18	New Jersey	3	at	Pittsburgh	6	W
Apr. 20	New Jersey	0	at	Pittsburgh	7	W
Apr. 22	Pittsburgh	4	at	New Jersey	3	W
Apr. 25	Pittsburgh	1	at	New Jersey	4	L
Apr. 26	New Jersey	3	at	Pittsburgh	5	W

## Patrick Division Finals vs New York Islanders (NY Islanders won series, 4-3)

May 2	NY Islanders	3	at	Pittsburgh	2	L
May 4	NY Islanders	0	at	Pittsburgh	3	W
May 6	Pittsburgh	3	at	NY Islanders	1	W
May 8	Pittsburgh	5	at	NY Islanders	6	L
May 10	NY Islanders	3	at	Pittsburgh	6	W
May 12	Pittsburgh	5	at	NY Islanders	7	L
May 14	NY Islanders	4	at	Pittsburgh	3 (OT)	L

## PLAYOFF RESULTS 1968-1998

### 1994 - Eastern Conference Quarterfinals vs Washington (Washington wins series, 4-2)

Apr. 17	Washington	5	at	Pittsburgh	3	L
Apr. 19	Washington	1	at	Pittsburgh	2	W
Apr. 21	Pittsburgh	0	at	Washington	2	L
Apr. 23	Pittsburgh	1	at	Washington	4	L
Apr. 25	Washington	2	at	Pittsburgh	3	W
Apr. 27	Pittsburgh	3	at	Washington	6	L

### 1995 - Eastern Conference Quarterfinals vs Washington (Pittsburgh won series, 4-3)

May 6	Washington	5	at	Pittsburgh	4	L
May 8	Washington	3	at	Pittsburgh	5	W
May 10	Pittsburgh	2	at	Washington	6	L
May 12	Pittsburgh	2	at	Washington	6	L
May 14	Washington	5	at	Pittsburgh	6 (OT)	W
May 16	Pittsburgh	7	at	Washington	1	W
May 18	Washington	0	at	Pittsburgh	3	W

### Eastern Conference Semi-Finals vs New Jersey (New Jersey wins series, 4-1)

May 20	New Jersey	2	at	Pittsburgh	3	W
May 22	New Jersey	4	at	Pittsburgh	2	L
May 24	Pittsburgh	1	at	New Jersey	5	L
May 26	Pittsburgh	1	at	New Jersey	2 (OT)	L
May 28	New Jersey	4	at	Pittsburgh	1	L

### 1996 - Eastern Conference Quarterfinals vs Washington (Pittsburgh wins series, 4-2)

Apr. 17	Washington	6	at	Pittsburgh	4	L
Apr. 19	Washington	5	at	Pittsburgh	3	L
Apr. 22	Pittsburgh	4	at	Washington	1	W
Apr. 24	Pittsburgh	3	at	Washington	2 (4OT)	W
Apr. 26	Washington	1	at	Pittsburgh	4	W
Apr. 28	Pittsburgh	3	at	Washington	2	W

### Eastern Conference Semi-Finals vs NY Rangers (Pittsburgh wins series, 4-1)

May 3	NY Rangers	3	at	Pittsburgh	4	W
May 5	NY Rangers	6	at	Pittsburgh	3	L
May 7	Pittsburgh	3	at	NY Rangers	2	W
May 9	Pittsburgh	4	at	NY Rangers	1	W
May 11	NY Rangers	3	at	Pittsburgh	7	W

### Eastern Conference Finals vs Florida (Florida wins series, 4-3)

May 18	Florida	5	at	Pittsburgh	1	L
May 20	Florida	2	at	Pittsburgh	3	W
May 24	Pittsburgh	2	at	Florida	5	L
May 26	Pittsburgh	2	at	Florida	1	W
May 28	Florida	0	at	Pittsburgh	3	W
May 30	Pittsburgh	3	at	Florida	4	L
Jun. 1	Florida	3	at	Pittsburgh	1	L

### 1997 - Eastern Conference Quarterfinals vs Philadelphia (Phil. wins series, 4-1)

Apr. 17	Pittsburgh	1	at	Philadelphia	5	L
Apr. 19	Pittsburgh	2	at	Philadelphia	3	L
Apr. 21	Philadelphia	5	at	Pittsburgh	3	L
Apr. 23	Philadelphia	1	at	Pittsburgh	4	W
Apr. 26	Pittsburgh	3	at	Philadelphia	6	L

### 1998 - Eastern Conference Quarterfinals vs Montreal (Montreal wins series, 4-2)

Apr. 23	Montreal	3	at	Pittsburgh	2 (OT)	L
Apr. 25	Montreal	1	at	Pittsburgh	4	W
Apr. 27	Pittsburgh	1	at	Montreal	3	L
Apr. 29	Pittsburgh	6	at	Montreal	3	W
May 1	Montreal	5	at	Pittsburgh	2	L
May 3	Pittsburgh	0	at	Montreal	3	L

# PENGUINS PLAYOFF SCORING 1968-1998

PLAYER	GP	G	A	PTS	PIM	PLAYER	GP	G	A	PTS	PIM
1. Mario Lemieux	89	70	85	155	83	77. Duane Pupin	10	2	2	4	8
2. <b>JAROMIR JAGR</b>	104	50	57	107	81	78. Dave Brownie	20	1	3	4	16
3. Kevin Stevens	86	43	57	100	150	79. Joe Dziedzic	21	1	3	4	23
4. Ron Francis	97	32	68	100	67	80. Francois Lemieux	33	1	3	4	34
5. Larry Murphy	74	15	57	72	73	81. <b>JIRI SLEGR</b>	6	0	4	4	2
6. Rick Tocchet	32	15	22	37	68	82. F. Olausson	11	0	4	4	2
7. Mark Recchi	24	10	24	34	33	83. Keith McCreary	11	0	4	4	6
8. Joe Mullen	62	16	15	31	20	84. Bob Leiler	4	3	0	3	0
9. Paul Coffey	23	4	22	26	37	85. Jim Hamilton	6	3	0	3	0
10. Phil Bourque	56	13	12	25	107	86. Eddie Olczyk	11	3	0	3	16
11. <b>PETR NEDVED</b>	23	11	12	23	28	87. Andre St. Laurent	5	2	1	3	8
12. Troy Loney	66	8	14	22	97	88. Blair Chapman	10	2	1	3	9
13. Rick Kehoe	37	4	17	21	2	89. <b>KEVIN HATCHER</b>	11	2	1	3	16
14. Joan Bonhomme	29	9	9	18	12	90. Troy Murray	12	2	1	3	12
15. Shawn McEachern	48	6	11	17	24	91. Chris Joseph	25	2	1	3	20
16. Ulf Samuelsson	66	4	12	16	123	92. Wally Boyer	10	1	2	3	0
17. Sergei Zubov	18	1	14	15	26	93. Dunc McCallum	10	1	2	3	12
18. George Ferguson	22	4	11	15	13	94. Bob Whynotwich	10	1	2	3	2
19. Rod Schutt	22	8	6	14	26	95. <b>IAN MORAN</b>	19	1	2	3	6
20. Bryan Trottier	46	7	7	14	57	96. Jason Wholley	5	0	3	3	0
21. Randy Carlyle	22	6	8	14	41	97. Greg Hotham	5	0	3	3	6
22. Ron Schock	29	2	12	14	23	98. <b>ROBERT LANG</b>	6	0	3	3	2
23. Bob Errey	49	9	4	13	51	99. Jim Morrison	8	0	3	3	10
24. Ron Stackhouse	32	5	8	13	38	100. Russ Anderson	10	0	3	3	28
25. Tomas Savolam	36	7	5	12	50	101. Bryan Hextall	14	0	3	3	43
26. Paul Stanton	44	2	10	12	66	102. Mike Neetham	14	2	0	2	4
27. Luc Robitaille	12	7	4	11	26	103. Stan Gilbertson	3	1	1	2	2
28. Gregg Sheppard	17	4	7	11	2	104. Nick Libbelle	5	1	1	2	0
29. John Cullen	20	3	8	11	36	105. Rick MacLeish	5	1	1	2	0
30. Jock Callander	22	3	8	11	12	106. Kevin McClelland	5	1	1	2	5
31. Pierre Larouche	15	2	9	11	2	107. Bob Stewart	5	1	1	2	2
32. Lowell MacDonald	15	6	4	10	8	108. Dave Michayluk	7	1	1	2	0
33. J.J. Daigneault	17	1	9	10	36	109. Pat Price	10	1	1	2	49
34. Dan Quinn	11	6	3	9	10	110. Brad Lauer	12	1	1	2	4
35. Bob Kelly	15	6	3	9	23	111. Grant Jennings	38	1	1	2	38
36. <b>ROB BROWN</b>	17	6	3	9	26	112. Darryl Edestrand	4	0	2	2	0
37. Bryan Smolinski	18	5	4	9	10	113. Greg Polis	4	0	2	2	0
38. Dave Roche	16	2	7	9	51	114. Glen Sather	10	0	2	2	17
39. Colin Campbell	19	2	7	9	51	115. Gord Dineen	11	0	2	2	8
40. Zarek Zalapski	11	1	8	9	13	116. Val Fonteyne	14	0	2	2	2
41. Michel Briere	10	5	3	8	17	117. Len Barrie	4	1	0	1	8
42. Mike Bullard	9	4	4	8	4	118. <b>BRAD WERENKA</b>	6	1	0	1	8
43. Syl Apps	19	4	4	8	23	119. Greg Johnson	5	1	0	1	2
44. Randy Cunningham	11	3	5	8	26	120. Peter Lafambiose	9	1	0	1	0
45. Greg Malone	18	3	5	8	32	121. Randy Gilhen	16	1	0	1	14
46. Glen Murray	18	2	6	8	10	122. Pete Mihalovich	2	0	1	1	0
47. Peter Tagliabue	39	1	7	8	83	123. Don Awrey	3	0	1	1	0
48. Peter Lee	19	0	8	8	4	124. Wayne Blanchin	3	0	1	1	6
49. <b>CHRIS TAMER</b>	37	0	8	8	52	125. Jacques Cossette	3	0	1	1	4
50. Ken Schinkel	13	6	1	7	4	126. Dave McLlwain	3	0	1	1	0
51. Vic Hadfield	10	5	2	7	11	127. Ed Van Impe	3	0	1	1	2
52. Mark Johnson	10	4	3	7	6	128. Tim Horton	4	0	1	1	2
53. <b>STU BARNES</b>	11	3	4	7	2	129. Al McDonough	4	0	1	1	0
54. Paul Gardner	10	2	5	7	10	130. Eddie Shack	4	0	1	1	15
55. Dean Prentice	12	2	5	7	8	131. Frank Pietrangola	5	0	1	1	2
56. Scott Young	17	1	6	7	2	132. Gary Rissling	5	0	1	1	4
57. Kjell Samuelsson	44	0	7	7	72	133. Greg Brown	6	0	1	1	4
58. <b>TOM BARRASSO</b>	88	0	7	7	32	134. <b>A. MOROZOV</b>	6	0	1	1	2
59. MARTIN STRAKA	23	5	1	6	6	135. Barry Wilkins	6	0	1	1	4
60. Gary McAdam	12	3	3	6	9	136. <b>TYLER WRIGHT</b>	6	0	1	1	4
61. Chuck Arnason	9	2	4	6	4	137. Marc Chorney	7	0	1	1	2
62. Jiri Hrdina	35	2	4	6	22	138. Bob Paradise	7	0	1	1	17
63. Mike Ramsey	13	0	6	6	4	139. Bob McManama	8	0	1	1	6
64. Orest Kindrachuk	7	4	1	5	7	140. Dennis Owchar	8	0	1	1	6
65. Jeff Daniels	12	3	2	5	0	141. Dave Hannan	8	0	1	1	4
66. Kevin Miller	18	3	2	5	8	142. Paul Baxter	10	0	1	1	42
67. Ross Lonsberry	17	2	3	5	13	143. Tracy Pratt	10	0	1	1	51
68. Norm Maciver	12	1	4	5	8	144. Alex Hicks	11	0	1	1	4
69. Dave Tippett	12	1	4	5	14	145. Dmitri Afanasyev	15	0	1	1	10
70. Jim Paek	27	1	4	5	8	146. Randy Hillier	17	0	1	1	73
71. Gord Roberts	43	1	4	5	95	147. <b>NERL WILKINSON</b>	20	0	1	1	18
72. Tom Bladon	8	0	5	5	2	148. Ken Wreggett	26	0	1	1	9
73. Jim Johnson	11	0	5	5	44	149. Drake Berehowsky	1	0	0	0	0
74. Pat Boutette	5	3	1	4	8	150. Larry DePalma	1	0	0	0	0
75. Nick Harbaruk	14	3	1	4	20	151. Steve Dykstra	1	0	0	0	2
76. Mario Faubert	10	2	2	4	6	152. T. GRONMAN	1	0	0	0	0
						153. Greg Hawgood	1	0	0	0	0



## PENGUINS PLAYOFF SCORING 1968-1998

PLAYER	GP	G	A	PTS	PIM	PLAYER	GP	G	A	PTS	PIM
154. A. Johansson	1	0	0	0	0	177. Mike Stapleton	4	0	0	0	0
155. Paul Marshall	1	0	0	0	0	178. Dale Tallon	4	0	0	0	4
156. Steve Galtzos	1	0	0	0	0	179. Michel Dion	5	0	0	0	0
157. Wendell Young	1	0	0	0	0	180. Josef Beranek	5	0	0	0	2
158. Richard Zemlak	1	0	0	0	10	181. R. Fitzgerald	5	0	0	0	4
159. Mike Corrigan	2	0	0	0	0	182. Pat Hughes	5	0	0	0	21
160. Chris Dahlquist	2	0	0	0	0	183. SEAN PRONGER	5	0	0	0	4
161. Bob Simpson	2	0	0	0	0	184. Doug Brown	6	0	0	0	2
162. Lex Hudson	2	0	0	0	0	185. Les Binkley	7	0	0	0	0
163. Craig Muni	3	0	0	0	0	186. Bob Blackburn	7	0	0	0	4
164. Larry Bignell	3	0	0	0	2	187. Jim McKenzie	8	0	0	0	4
165. Randy Boyd	3	0	0	0	11	189. A. Stojanov	9	0	0	0	19
166. Kim Clackson	3	0	0	0	37	190. Rod Buskas	10	0	0	0	23
167. Corey Foster	3	0	0	0	4	191. D. KASPARAITIS	10	0	0	0	14
168. Al Smith	3	0	0	0	0	192. Dennis Herron	10	0	0	0	5
169. Simon Nolet	3	0	0	0	0	193. Greg Millen	10	0	0	0	0
170. Michel Plasse	3	0	0	0	0	194. Mike Hudson	11	0	0	0	6
171. S. BERGKVIST	4	0	0	0	2	195. Lew Morrison	13	0	0	0	0
172. Steve Cardwell	4	0	0	0	2	196. Jay Caufield	14	0	0	0	30
173. Kim Davis	4	0	0	0	0	197. Bryan Watson	14	0	0	0	38
174. Pat Graham	4	0	0	0	2	BENCH					34
175. Richard Park	4	0	0	0	2	TOTALS	166	540	909	1449	3382
176. Jim Rutherford	4	0	0	0	0						

## PENGUINS CAREER PLAYOFF GOALTENDING 1968-1998

PLAYER	GP	MP	GF	GA	ENG	SO	SAVES	AVG	W-L
Wendell Young	1	39	1	1	0	0	10	1.54	0-0
Les Binkley	7	428	18	15	0	0	183	2.10	5-2
Gary Inness	9	540	27	24	3	0	271	2.67	5-4
Michel Plasse	3	180	3	8	0	1	85	2.67	1-2
Ken Wregget	26	1597	70	76	5	1	816	2.86	13-12
TOM BARRASSO	88	5131	305	253	11	5	2467	2.96	50-35
Frank Pietrangelo	5	288	19	15	11	1	33	3.13	4-1
Denis Herron	10	601	26	35	3	0	300	3.49	3-7
Jim Rutherford	4	240	8	14	0	0	131	3.50	0-4
Greg Millen	10	625	35	40	1	0	297	3.84	4-6
Michel Dion	5	310	13	22	0	0	161	4.26	2-3
TOTALS	160	10181	540	538	24	8	4943	3.17	88-78

### GAMES PLAYED

1. JAGR	104
2. Francis	97
3. Lemieux	89
4. BARRASSO	88
5. Stevens	86

### POWER PLAY GOALS

1. Lemieux	28
2. Stevens	18
3. JAGR	14
4. Murphy	10

### GOALIE WINS

1. BARRASSO	50
2. Wregget	13
3. Inness	5
Binkley	5

### GOALS

1. Lemieux	70
2. JAGR	50
3. Stevens	43
4. Francis	32
5. Mullen	16

### SHORT-HANDED GOALS

1. Lemieux	7
2. JAGR	2
Errey	2
Olczyk	2

### GOALS AGAINST AVG.

1. Binkley	2.10
2. Inness	2.67
3. Wregget	2.86
4. BARRASSO	2.96

### ASSISTS

1. Lemieux	85
2. Francis	68
3. JAGR	57
Murphy	57
Stevens	57

### GAME-WINNING GOALS

1. Francis	9
JAGR	9
3. Lemieux	8
Stevens	8

### SHUTOUTS

1. BARRASSO	5
2. Wregget	1
Pietrangelo	1
Plasse	1

# STANLEY CUP RECORDS

## PENGUINS PLAYOFF RECORD VS. EACH TEAM

OPPONENT	SERIES	W	L	GP	W	L	GF	GA	LAST SERIES
Washington	5	4	1	31	18	13	106	103	1996 CQF-Won 4-2
Boston	4	2	2	19	10	9	67	62	1992 SF-Won 4-0
St. Louis	3	1	2	13	6	7	40	45	1981 PR-Lost 3-2
NY Islanders	3	0	3	19	8	11	58	67	1993 DF-Lost 4-3
New Jersey	3	2	1	17	9	8	52	51	1995 CSF-Lost 4-1
NY Rangers	3	3	0	15	12	3	64	45	1996 CSF-Won 4-1
Chicago	2	1	1	8	4	4	23	23	1992 F-Won 4-0
Toronto	2	0	2	6	2	4	13	21	1977 PR-Lost 2-1
Buffalo	1	1	0	3	2	1	9	9	1979 PR-Won 2-1
Minnesota	1	1	0	6	4	2	28	16	1991 F-Won 4-2
Oakland	1	1	0	4	4	0	13	6	1970 QF-Won 4-0
Florida	1	0	1	7	3	4	15	20	1996 CF-Lost 4-3
Montreal	1	0	1	6	2	4	15	18	1998 CQF - Lost 4-2
Philadelphia	2	0	2	12	4	8	37	51	1997 CQF-Lost 4-1
<b>TOTAL</b>	<b>32</b>	<b>16</b>	<b>16</b>	<b>166</b>	<b>88</b>	<b>78</b>	<b>540</b>	<b>537</b>	

## COACHES PLAYOFF RECORDS

COACHES	SERIES	W-L	GAMES	W-L
Scott Bowman	6	5-1	33	23-10
Bob Johnson	4	4-0	24	16-8
Gene Ubriaco	2	1-1	11	7-4
Red Kelly	3	1-2	14	6-8
Eddie Johnston	8	3-5	46	22-24
Marc Boliveau	2	1-1	9	5-4
Johnny Wilson	3	1-2	12	4-8
Ken Schinkel	2	0-2	6	2-4
Craig Patrick	1	0-1	5	1-4
Kevin Constantine	1	0-1	6	2-4
<b>TOTAL</b>	<b>32</b>	<b>16-16</b>	<b>166</b>	<b>88-78</b>

## RECORD BY GAME

	OVERALL	HOME	ROAD
GAME ONE	13-19	10-10	3-9
GAME TWO	18-14	15-5	3-9
GAME THREE	18-13	5-6	13-7
GAME FOUR	16-12	6-4	10-8
GAME FIVE	13-9	10-4	3-5
GAME SIX	7-7	3-1	4-6
GAME SEVEN	3-4	2-4	1-0
<b>TOTAL</b>	<b>88-78</b>	<b>51-34</b>	<b>37-44</b>

## PLAYOFF RECORDS

### PLAYOFF RECORDS - ALL-TIME

Years in the Playoffs	18	
Most Consecutive Years in the Playoffs	8 (1991 to 1998)	
Most Consecutive Wins	14 (May 9, 1992 to Apr. 22, 1993)#	
Most Consecutive Home Wins	9 (May 9, 1992 to Apr. 26, 1993)	
Most Consecutive Road Wins	6 (May 11, 1992 to Apr. 22, 1993)	
	<b>SERIES PLAYED</b>	<b>W-L</b>
Record in Stanley Cup Finals	2	2-0
Record in SemiFinals/Conference Finals	4	2-2
Record in Quarterfinals/Division Finals	10	4-6
Record in Preliminary Round		
Division SemiFinals/Conference Quarterfinals	16	8-8
Record in Two-Game Series	1	1-0
Record in Three-Game Series	3	1-2
Record in Four-Game Series	6	4-2
Record in Five-Game Series	8	3-5
Record in Six-Game Series	7	4-3
Record in Seven-Game Series	7	3-4

# - NHL record

\* - Ties NHL record

#### PLAYOFF RECORDS - SERIES

##### MOST GOALS - BOTH TEAMS

2-Game Series	15	(1975) PGH 9 STL 6
3-Game Series	23	(1977) TOR 13 PGH 10
4-Game Series	30	(1989) PGH 19 NYR 11
5-Game Series	41	(1981) PGH 21 STL 20
6-Game Series	45	(1991) PGH 27 BOS 18
7-Game Series	55	(1989) PHI 31 PGH 24
	55	(1995) PGH 29 WSH 26

##### MOST GOALS, PITTSBURGH

2-Game Series	9	1975 vs St. Louis
3-Game Series	10	1977 vs Toronto
4-Game Series	19	1989 vs NY Rangers
	19	1992 vs Boston
5-Game Series	23	1993 vs New Jersey
6-Game Series	28	1991 vs Minnesota
7-Game Series	29	1995 vs Washington

##### MOST GOALS, OPPONENT

2-Game Series	6	1975 by St. Louis
3-Game Series	13	1977 by Toronto
4-Game Series	16	1979 by Boston
5-Game Series	22	1982 by NY Islanders
6-Game Series	20	1994 by Washington
7-Game Series	31	1989 by Philadelphia

#### FEWEST GOALS, BOTH TEAMS

2-Game Series	15	(1975) PGH 9 STL 6
3-Game Series	11	(1976) TOR 8 PGH 3
4-Game Series	19	(1970) PGH 13 OAK 6
5-Game Series	25	(1995) NJ 17 PGH 8
6-Game Series	29	(1970) STL 19 PGH 10
7-Game Series	35	(1996) FLA 20 PGH 15

#### FEWEST GOALS, PITTSBURGH

2-Game Series	9	1975 vs St. Louis
3-Game Series	3	1976 vs Toronto
4-Game Series	7	1979 vs Boston
5-Game Series	8	1995 vs New Jersey
6-Game Series	10	1970 vs St. Louis
7-Game Series	15	1996 vs Florida

#### FEWEST GOALS, OPPONENTS

2-Game Series	6	1975 by St. Louis
3-Game Series	8	1976 by Toronto
4-Game Series	6	1970 by Oakland
5-Game Series	13	1991 by Washington
	13	1993 by New Jersey
6-Game Series	16	1991 by Minnesota
7-Game Series	20	1996 by Florida

# PLAYOFF RECORDS

## MOST POWER PLAY GOALS

For	11	1992 vs Washington
Against	9	1989 by Philadelphia
Both Teams	19	(1989) PGH 10 PHI 9

## MOST POWER PLAY CHANCES

For	42	1989 vs Philadelphia
	42	1995 vs Washington
Against	44	1995 by Washington
Both Teams	86	(1995) WSH 44 PGH 42

## MOST PENALTIES

Pittsburgh	85	1989 vs Philadelphia
Opponent	95	1989 by Philadelphia
Both Teams	180	(1989) PHI 95 PGH 85

## FEWEST PENALTIES

Pittsburgh	9	1975 vs St. Louis
Opponent	15	1975 by St. Louis
Both Teams	24	(1975) STL 15 PGH 9

## MOST PENALTY MINUTES

Pittsburgh	242	1989 vs Philadelphia
Opponent	270	1989 by Philadelphia
Both Teams	512	(1989) PHI 270 PGH 242

## FEWEST PENALTY MINUTES

Pittsburgh	18	1975 vs St. Louis
Opponent	36	1976 by Toronto
Both Teams	61	(1976) TOR 36 PGH 25

## PLAYOFF RECORDS - GAME

### MOST GOALS

Both Teams, Home	17	4/25/89 10-7 win vs PHI
Both Teams, Road	12	5/12/93 7-5 loss at NYI
Pittsburgh, Home	10	4/25/89 10-7 win vs PHI
Pittsburgh, Road	8	5/25/91 8-0 win at MIN
Opponent, Home	8	4/13/80 8-3 loss vs BOS
Opponent, Road	8	4/7/82 8-1 loss at NYI

### LARGEST MARGIN OF VICTORY

Home	7	4/20/93, 7-0 vs NJD
Road	8	5/25/91, 8-0 at MIN

### LARGEST MARGIN OF DEFEAT

Home	5	4/13/80, 8-3 vs BOS
	5	4/25/92, 7-2 vs WSH
Road	7	4/7/82, 8-1 at NYI

## MOST POWER PLAY GOALS

For	4	4/29/92 vs WSH
Against	3	Six Times
		Last - 4/19/96 vs WSH
Both Teams	5	4/23/92 PGH 3 WSH 2
	5	4/29/92 PGH 4 WSH 1
	5	4/19/91 PGH 2 WSH 3

## MOST POWER PLAY CHANCES

For	12	4/23/92 vs WSH
Against	11	4/23/92 vs WSH
Both Teams	23	4/23/92 PGH 12 WSH 11

## MOST SHORT-HANDED GOALS

For	2	4/23/97 vs PHI
Against	2	Five Times
		Last - 4/26/97 at PHI

## MOST SHOTS

Pittsburgh	49	4/26/70 vs STL
Pittsburgh, OT	65	4/24/96 at WSH
Opponent	61	5/24/96 at FLA
Opponent, OT	63	4/24/96 at WSH

## MOST SAVES

Pittsburgh	56	5/24/96 at FLA
Pittsburgh, OT	63	4/24/96 at WSH
Opponent	49	4/26/70 by STL
Opponent, OT	61	4/24/96 by WSH

## FEWEST SHOTS

Pittsburgh	17	4/10/80 at BOS
	17	4/19/94 vs WSH
Opponent	16	4/23/70 by STL

## FEWEST SAVES

Pittsburgh	14	4/23/70 vs STL
Opponent	12	5/10/93 vs NYI

## MOST PENALTIES

Both Teams, Home	48	4/6/89 PGH 25 NYR 23
Both Teams, Road	34	4/8/89 PGH 19 NYR 15
Pittsburgh	25	4/6/89 vs NYR
Opponent	23	4/6/89 by NYR

## FEWEST PENALTIES

Both Teams, Home	8	4/26/70 PGH 4 STL 4
	8	4/5/77 PGH 3 TOR 5
	8	5/2/93 PGH 3 NYI 5

## PLAYOFF RECORDS

Both Teams, Road	3	5/1/92	PGH 2 WSH 1
Pittsburgh	2	5/1/92	at Washington
	2	5/5/92	at NY Rangers
Opponent	1	5/1/92	by WSH

### MOST PENALTY MINUTES

Both Teams, Home	125	4/25/89	PHI 79 PGH 46
Both Teams, Road	149	4/19/70	PGH 83 STL 66
Pittsburgh	83	4/19/70	at STL
Opponent	79	4/25/89	by PHI

### FEWEST PENALTY MINUTES

Both Teams, Home	16	5/2/93	NYI 10 PGH 6
Both Teams, Road	6	5/1/92	PGH 4 WSH 2
Pittsburgh	4	5/1/92	at WSH
	4	5/5/92	at NYR
Opponent	2	5/1/92	by WSH

### PLAYOFF RECORDS - PERIOD

#### MOST GOALS

Both Teams, Home	7	4/6/89	PGH 5 NYR 2
	7	4/25/89	PGH 6 PHI 1
Both Teams, Road	8	5/8/93	PGH 4 NYI 4
Pittsburgh, Home	6	4/25/89	vs PHI
Pittsburgh, Road	4	4/9/81	at STL
	4	5/8/93	at NYR
	4	5/16/95	at WSH
Opponent, Home	5	4/13/80	by BOS
Opponent, Road	4	4/8/82	by NYI
	4	5/8/93	by NYI

#### MOST SHOTS

Pittsburgh, Home	21	4/15/75	vs NYI
Pittsburgh, Road	20	5/7/96	at NYR
Opponent, Home	28	4/21/97	vs PHI
Opponent, Road	23	5/24/96	at FLA

#### MOST SAVES

Pittsburgh	27	4/21/97	vs PHI
Opponent	21	4/15/75	by NYI

#### FEWEST SHOTS

Pittsburgh	1	4/19/94	vs WSH
Opponent	2	5/19/92	by BOS

#### FEWEST SAVES

Pittsburgh	1	5/19/92	vs BOS
Opponent	1	4/19/94	by WSH

#### MOST PENALTIES

Both Teams, Home	24	4/6/89	vs NYR
Both Teams, Road	18	4/8/89	at NYR
Pittsburgh	13	4/23/92	vs WSH
Opponent	13	4/25/89	by PHI

#### MOST PENALTY MINUTES

Both Teams, Home	84	4/25/89	PHI 51 PGH 33
Both Teams, Road	80	4/19/70	PGH 40 STL 40
Pittsburgh, Home	35	5/17/91	vs MIN
Pittsburgh, Road	40	4/49/70	at STL
Opponent, Home	51	4/25/89	by PHI
Opponent, Road	40	4/19/70	by STL
	40	4/8/89	by NYR

MOST GAMES PLAYED	98	Jaromir Jagr
MOST GOALS	70	Mario Lemieux
MOST ASSISTS	85	Mario Lemieux
MOST POINTS	55	Mario Lemieux

MOST PENALTY MINUTES	150	Kevin Stevens
MOST POWER PLAY GOALS	28	Mario Lemieux
MOST GAMES PLAYED BY A GOALIE		

82 - Tom Barrasso

MOST WINS, GOALIE	48	Tom Barrasso
BEST GOALS AGAINST AVERAGE		

2.10 - Les Binkley

MOST MINUTES PLAYED, GOALIE		
	4,755	Tom Barrasso

#### INDIVIDUAL RECORDS - ONE PLAYOFF YEAR

MOST GOALS	17	Kevin Stevens (1991)
MOST ASSISTS	28	Mario Lemieux (1991)
MOST POINTS	44	Mario Lemieux (1991)

MOST PENALTY MINUTES		
	66	Phil Bourque (1989)

MOST POWER PLAY GOALS		
	8	Mario Lemieux (1992)

MOST GAME-WINNING GOALS		
	5	Mario Lemieux (1992)

MOST SHOTS ON GOAL		
	93	Mario Lemieux (1991)

MOST GOALS, DEFENSESMAN		
	5	Larry Murphy (1991)

MOST ASSISTS, DEFENSESMAN		
	18	Larry Murphy (1991)

MOST POINTS, DEFENSESMAN		
	23	Larry Murphy (5+18) (1991)

# PLAYOFF RECORDS

## MOST SAVES BY GOALTENDER

578 - Tom Barrasso (1991)

## LONGEST GOAL-SCORING STREAK

7 - Mario Lemieux (8 goals)  
(5/3 to 5/17/91)

7 - Mario Lemieux (10 goals)  
(4/26 to 5/11/96)

## LONGEST ASSIST-SCORING STREAK

10 - Mario Lemieux (16 assists)  
(4/19 to 5/11/91)

## LONGEST POINT-SCORING STREAK

15 - Mario Lemieux  
[29 points (11+8)]  
(4/13 to 5/17/91)

## INDIVIDUAL RECORDS - ONE PLAYOFF SERIES

**MOST GOALS** 9 - Mario Lemieux  
(1989) vs. Philadelphia

**MOST ASSISTS** 11 - Ron Francis  
(1995) vs. Washington

**MOST POINTS** 17 - Mario Lemieux  
(1992) vs. Washington

## MOST PENALTY MINUTES

43 - Tracy Pratt  
(1970) vs. St. Louis

43 - Randy Hillier  
(1989) vs. NY Rangers

## INDIVIDUAL RECORDS - ONE PLAYOFF GAME

**MOST GOALS** 5 - Mario Lemieux  
(April 25, 1989) vs. Philadelphia

**MOST ASSISTS** 4 - Paul Coffey  
(April 25, 1989) vs. Washington  
4 - Paul Coffey  
(April 19, 1991) vs. Washington

4 - Larry Murphy  
(May 23, 1991) vs. Minnesota

4 - Ron Francis  
(April 20, 1993) vs. New Jersey

4 - Ron Francis  
(May 8, 1995) vs. Washington

4 - Ron Francis  
(May 14, 1995) vs. Washington

4 - Mario Lemieux  
(April 22, 1996) at Washington

**MOST POINTS** 8 - Mario Lemieux  
(April 25, 1989) vs. Phi. (5+3)\*

6 - Mario Lemieux  
(April 23, 1992) vs. Wash. (3+3)

5 - Kevin Stevens  
(May 9, 1991) at Boston (2+3)

5 - Ron Francis  
(May 14, 1995) vs. Wash. (1+4)

**MOST SHOTS** 12 - Kevin Stevens  
(April 29, 1992) vs. Washington

12 - Jaromir Jagr  
(April 24, 1996) at Washington

**MOST PENALTIES** 8 - Kim Clackson  
(April 13, 1980) at Boston

## MOST PENALTY MINUTES

32 - Tracy Pratt  
(April 19, 1970) at St. Louis

**MOST SAVES** 56 - Tom Barrasso  
(May 24, 1996) at Florida

**MOST SAVES (OT GAME)**  
53 - Ken Wregget  
(April 24, 1996) at Washington

## INDIVIDUAL RECORDS - ONE PLAYOFF PERIOD

**MOST GOALS** 4 - Mario Lemieux  
(April 25, 1989) vs. Philadelphia\*

**MOST ASSISTS** 3 - Mario Lemieux  
(April 25, 1989) vs. Philadelphia

3 - Paul Coffey  
(April 19, 1991) vs. Washington

3 - Ron Francis  
(May 8, 1995) vs. Washington

**MOST POINTS** 4 - Mario Lemieux  
(April 25, 1989) vs. Phi. (4+0)\*

4 - Mario Lemieux  
(April 23, 1992) vs. Wash. (2+2)\*

**MOST SHOTS** 7 - Larry Murphy  
(April 11, 1991) vs. New Jersey

**MOST PENALTIES** 6 - Kim Clackson  
(April 13, 1980) at Boston

## MOST PENALTY MINUTES

26 - Kim Clackson  
(April 13, 1980) at Boston

**MOST SAVES** 27 - Ken Wregget  
(April 21, 1997) vs Phila.

## PLAYOFF RECORDS

### OVERTIME GAMES

DATE	PLAYER	TIME	OPPONENT	GAME NO.	SCORE
4/23/98	Benoit Brunet	18:43	vs. Montreal	Game #1	2-3
4/24/96	Petr Nedved	79:15	at Washington	Game #4	3-2
5/26/95	Neil Broten	18:36	at New Jersey	Game #4	1-2
5/14/95	Luc Robitaille	4:30	vs. Washington	Game #5	6-5
5/14/93	David Volek	5:16	vs. NY Islanders	Game #7	3-4
5/17/92	Jaromir Jagr	9:44	at Boston	Game #1	4-3
5/9/92	Ron Francis	2:47	vs. NY Rangers	Game #4	5-4
5/7/92	Kris King	1:29	vs. NY Rangers	Game #3	5-6
5/3/91	Vladimir Ruzicka	8:14	at Boston	Game #2	4-5
4/19/91	Kevin Stevens	8:10	vs. Washington	Game #2	7-6
4/5/91	Jaromir Jagr	8:52	vs. New Jersey	Game #2	5-4
4/21/89	Phil Bourque	12:08	at Philadelphia	Game #3	4-3
4/13/82	John Tonelli	6:10	at NY Islanders	Game #5	3-4
4/10/82	Rick Kehoe	4:14	vs. NY Islanders	Game #3	2-1
4/14/81	Mike Crombeen	25:16	at St. Louis	Game #5	3-4
4/14/79	George Ferguson	0:47	at Buffalo	Game #3	4-3
4/9/72	Pit Martin	0:12	vs. Chicago	Game #4	5-6
4/12/70	Michele Briere	8:28	at Oakland	Game #4	3-2

### OPPONENT PLAYOFF SCORING LEADERS VS. PITTSBURGH

PLAYER	TEAM(S)	GP	G	A	PTS	PIM
1. Peter Bondra	Washington	28	16	11	27	2
2. Michal Pivonka	Washington	31	8	18	26	60
3. Dale Hunter	Washington	27	7	17	24	87
4. Joe Juneau	Washington	18	5	17	22	14
5. Calle Johansson	Washington	24	6	14	20	12
6. Ray Bourque	Boston	14	4	14	18	29
7. Mike Ridley	Washington	18	3	15	18	4
8. Dimitri Khristich	Washington	25	6	10	16	25
9. Tim Kerr	Phil./NY Rangers	11	11	5	16	2
10. Brian Leetch	NY Rangers	15	4	12	16	6

### OPPONENT PLAYOFF GOALTENDING LEADERS VS. PITTSBURGH

(180 Minute Minimum)

GOALTENDER	TEAM(S)	GP	MIN	GA	SO	AVG.	W-L
1. Glenn Resch	NY Islanders	4	240	4	1	1.00	4-0
2. Jacques Plante	St. Louis	3	180	4	1	1.33	2-1
3. Martin Brodeur	New Jersey	5	318	6	0	1.51	4-1
4. Wayne Thomas	Toronto	5	300	9	1	1.80	3-2
5. Olaf Kolzig	Washington	7	385	12	0	1.87	3-3
6. Gerry Cheevers	Boston	9	540	20	0	2.22	7-2
7. Gary Smith	Oakland/Chicago	5	308	13	1	2.53	1-4

# PLAYOFF RECORDS

## PLAYOFF FASTEST GOALS

### FASTEST GOALS BY ONE PENGUINS PLAYER:

TWO :11 - April 17, 1996 - Petr Nedved vs. Washington

### FASTEST GOALS BY THE PENGUINS:

TWO :07 - April 13, 1980 - Ron Stackhouse and Rick Kehoe vs. Boston

THREE 1:29 - May 10, 1993 - Mario Lemieux, Rick Tocchet and Larry Murphy vs. NY Islanders

FOUR 4:52 - April 25, 1989 - Mario Lemieux (3) and Bob Errey vs. Philadelphia

### FASTEST GOALS BY PENGUINS OPPOSITION:

TWO :25 - April 24, 1975 - Ed Westfall and Garry Howatt (NYI) at NY Islanders  
(Both were empty net goals)

### FASTEST GOALS AT THE START OF THE GAME:

PENGUINS :15 - April 8, 1981 - Greg Malone at St. Louis

OPPONENT :14 - April 26, 1997 - Eric Lindros (PHI) at Philadelphia

### FASTEST GOALS AT THE START OF PERIOD OTHER THAN FIRST:

PENGUINS :24 - April 15, 1975 - Jean Pronovost vs. NY Islanders

OPPONENT :06 - April 25, 1989 - Pelle Eklund (Philadelphia) vs. Pittsburgh\*

## PLAYOFF HAT TRICKS

PLAYER	DATE	LOCATION	GOALTENDER
	FOR		
Ken Schinkel	April 11, 1970	at Oakland	Gary Smith
Mario Lemieux #	April 25, 1989	vs. Philadelphia	Ron Hextall
Mario Lemieux	April 23, 1992	vs. Washington	Don Beaupre
Ron Francis	May 9, 1992	vs. NY Rangers	Richter1/ Vanbiesbrouck-2
Kevin Stevens*	May 21, 1992	at Boston	Andy Moog
Mario Lemieux	May 11, 1996	vs. NY Rangers	Mike Richter
Jaromir Jagr	May 11, 1996	vs. NY Rangers	Mike Richter
	AGAINST		
Dino Ciccarelli	April 25, 1992	vs. Washington	Barraso-1/ Wregget-2
Dirk Graham	May 30, 1992	at Chicago	Tom Barraso

\* - Four goals # - Five goals

## PLAYOFF PENALTY SHOTS

PLAYER	DATE	LOCATION	GOALTENDER	RESULT
		FOR		
Alexei Morozov	April 23, 1998	vs. Montreal	Moog	No Goal Jaromir
Jagr	May 11, 1992	at NY Rangers	Vanbiesbrouck	GOAL Shawn
McEachern	May 13, 1992	vs. NY Rangers	Vanbiesbrouck	No Goal
		AGAINST		
Michal Pivonka	May 10, 1995	at Washington	Tom Barraso	No Goal Joe
Juneau	April 24, 1996	at Washington	Ken Wregget	No Goal(OT)

## PLAYOFF SHUTOUTS

GOALTENDER	DATE	LOCATION	SCORE	SAVES
		FOR		
Michael Plasse	April 8, 1976	vs. Toronto	2-0	21
Frank Pietrangelo	April 15, 1991	vs. New Jersey	4-0	27
Tom Barraso	May 25, 1991	at Minnesota	8-0	39
Tom Barraso	May 30, 1992	at Chicago	1-0	27
Tom Barraso	April 20, 1993	vs. New Jersey	7-0	36
Tom Barraso	May 4, 1993	vs. NY Islanders	3-0	26
Ken Wregget	May 18, 1995	vs. Washington	3-0	33
Tom Barraso	May 28, 1996	vs. Florida	3-0	28
		AGAINST		
Jacques Plante	April 28, 1970	at St. Louis	5-0	21
Gary Smith	April 8, 1972	vs. Chicago	2-0	31
Glenn Resch	April 26, 1975	vs. NY Islanders	1-0	30
Wayne Thomas	April 9, 1976	at Toronto	4-0	26
Don Beaupre	April 21, 1994	at Washington	2-0	27
Andy Moog	May 3, 1998	at Montreal	3-0	21



## EASTERN CONFERENCE QUARTERFINALS

### MONTREAL CANADIENS VS PITTSBURGH PENGUINS

1997-98	GP	W	L	PTS	GF	GA	PPG	SHG	PEN	PIM
MONTREAL	6	4	2	8	18	15	5-27	0	41	90
PITTSBURGH	6	2	4	4	15	18	4-33	3	35	70

#### AT MONTREAL (1-2-0)

Apr. 23	MONTREAL (MOOG)	3
Apr. 25	Montreal (Moog)	1
Apr. 27	Pittsburgh (Barrasso)	1
Apr. 29	PITTSBURGH (BARRASSO)	6
May 1	MONTREAL (MOOG)	5
May 3	Pittsburgh (Barrasso)	0

#### AT PITTSBURGH (1-2-0)

3	at Pittsburgh (Barrasso)	2	WG - Brunet (OT)
1	at PITTSBURGH (BARRASSO)	4	WG - Barnes
1	at MONTREAL (MOOG)	3	WG - Corson
6	at Montreal (Moog)	3	WG - Olczyk
5	at Pittsburgh (Barrasso)	2	WG - Recchi
0	at MONTREAL (MOOG)	3	WG - Recchi

#### GOALS & SHOTS BY PERIOD

	1ST	2ND	3RD	OT	TOTAL
MONTREAL	4-54	6-49	7-57	1-12	18-172
PITTSBURGH	6-52	3-50	6-48	0-9	15-159

MONTREAL	GP	G	A	PTS	PIM	SOG	+/-	PITTSBURGH	GP	G	A	PTS	PIM	SOG	+/-
Recchi	6	3	5	8	2	15	1	Jagr	6	4	5	9	2	23	5
Damphousse	6	2	6	8	12	20	0	Barnes	6	3	3	6	2	12	2
Corson	6	3	4	7	22	21	1	Francis	6	1	5	6	2	19	5
Malakhov	6	1	3	4	6	11	-3	Slego	6	0	4	4	2	10	3
Koivu	2	1	2	3	0	5	3	Olausson	6	0	3	3	2	17	0
Stevenson	6	0	3	3	6	13	0	Lang	6	0	3	3	2	6	-4
Rucinsky	6	2	0	2	2	17	0	Olczyk	6	2	0	2	4	6	-3
Hoglund	6	2	0	2	0	6	1	Straka	6	2	0	2	2	10	-3
Savage	5	0	2	2	6	7	1	Brown	6	1	0	1	4	10	-4
Ulanov	6	0	2	2	4	2	2	Hatcher	6	1	0	1	12	15	1
Brunet	6	1	0	1	4	5	2	Werenka	6	1	0	1	8	3	-3
Brisebois	6	1	0	1	0	13	-1	Tamer	6	0	1	1	4	2	-1
Bureau	6	1	0	1	4	10	-2	Wright	6	0	1	1	4	3	0
Popovic	6	1	0	1	2	1	2	Morozov	6	0	1	1	2	10	-3
Quintal	5	0	1	1	2	3	3	Johansson	1	0	0	0	0	0	0
Thornton	5	0	1	1	6	5	0	Gronman	1	0	0	0	0	0	0
Manson	6	0	1	1	6	13	2	Pronger	5	0	0	0	4	4	-1
Zalapski	6	0	1	1	4	0	-3	Kasparaitis	5	0	0	0	8	3	-2
Poulin	1	0	0	0	0	0	0	Barrasso	6	0	0	0	2	0	0
Theodore	1	0	0	0	0	0	0	Moran	6	0	0	0	2	0	-1
Rivet	3	0	0	0	0	4	-1	Hicks	6	0	0	0	2	6	-5
Bordeleau	3	0	0	0	2	1	0								
Moog	6	0	0	0	0	0	0								
<b>TOTAL</b>	<b>6</b>	<b>18</b>	<b>31</b>	<b>49</b>	<b>90</b>	<b>172</b>		<b>TOTAL</b>	<b>6</b>	<b>15</b>	<b>26</b>	<b>41</b>	<b>70</b>	<b>159</b>	

#### GOALTENDERS

	GP	MP	GF	GA	ENG	SO	AVG.	SHOTS	SVPCT	W-L-T
Moog (Mtl)	6	340	16	13	1	1	2.29	147	.912	4-2-0
Theodore (Mtl)	1	35	2	0	1	0	0.00	10	1.000	0-0-0
<b>MONTREAL TOTALS</b>	<b>6</b>	<b>379</b>	<b>18</b>	<b>15</b>	<b>2</b>	<b>1</b>	<b>2.37</b>	<b>159</b>	<b>.906</b>	<b>4-2-0</b>

Barrasso (Pit)	6	3.76	15	17	1	0	2.71	171	.901	2-4-0
<b>PITTSBURGH TOTALS</b>	<b>6</b>	<b>3.79</b>	<b>15</b>	<b>18</b>	<b>1</b>	<b>0</b>	<b>2.85</b>	<b>172</b>	<b>.895</b>	<b>2-4-0</b>

#### POWER PLAY GOALS:

MONTREAL (5-27) - Corson, Damphousse, Koivu, Malakhov, Rucinsky

PITTSBURGH (4-33) - Brown, Hatcher, Jagr, Olczyk

#### SHORT-HANDED GOALS:

MONTREAL (0)

PITTSBURGH (3) - Olczyk, Straka, Werenka

# 1998 PENGUINS PLAYOFF SCORING STATISTICS

NAME	GP	G	A	PTS	+/-	PIM	PP	SH	GW	OT	S	PCTG
Jaromir Jagr	6	4	5	9	5	2	1	0	0	0	23	17.4
Stu Barnes	6	3	3	6	2	2	0	0	1	0	12	25.0
Ron Francis	6	1	5	6	5	2	0	0	0	0	19	5.3
Jiri Slegr	6	4	4	3	2	0	0	0	0	0	10	.0
Fredrik Olausson	6	0	3	3	0	2	0	0	0	0	17	.0
Robert Lang	6	0	3	3	-4	2	0	0	0	0	6	.0
Eddie Olczyk	6	2	0	2	-3	4	1	1	1	0	6	33.3
Martin Straka	6	2	0	2	-3	2	0	1	0	0	10	20.0
Rob Brown	6	1	0	1	-4	4	1	0	0	0	10	10.0
Kevin Hatcher	6	1	0	1	1	12	1	0	0	0	15	6.7
Brad Werenka	6	1	0	1	-3	6	0	1	0	0	3	33.3
Chris Tamer	6	0	1	1	-1	4	0	0	0	0	2	.0
Tyler Wright	6	0	1	1	0	4	0	0	0	0	3	.0
Alexei Morozov	6	0	1	1	-3	2	0	0	0	0	10	.0
Andreas Johansson	1	0	0	0	0	0	0	0	0	0	0	.0
Tuomas Gronman	1	0	0	0	0	0	0	0	0	0	0	.0
Sean Pronger	5	0	0	0	-1	4	0	0	0	0	4	.0
Darius Kasparaitis	5	0	0	0	-2	8	0	0	0	0	3	.0
Tom Barrasso	6	0	0	0	0	2	0	0	0	0	0	.0
Ian Moran	6	0	0	0	-1	2	0	0	0	0	0	.0
Alex Hicks	6	0	0	0	-5	2	0	0	0	0	6	.0
<b>TOTALS</b>	<b>6</b>	<b>13</b>	<b>28</b>	<b>41</b>		<b>70</b>	<b>4</b>	<b>3</b>	<b>2</b>	<b>0</b>	<b>159</b>	<b>8.0</b>

GOALTENDERS	GP	MINS	AVG.	W-L	EN	SO	GA	SAVES	EFF.
Tom Barrasso	6	376	2.76	2-4	1	0	17	171	.901

## 1998 PLAYOFF SCORING LEADERS

PLAYER-TEAM	GP	G	A	PTS	+/-	PPG	SH	GW	S
Steve Yzerman - Detroit	22	6	18	24	10	3	1	0	65
Sergei Fedorov - Detroit	22	10	10	20	E	2	1	1	86
Tomas Holmstrom - Detroit	22	7	12	19	9	2	0	0	27
Nicklas Lidstrom - Detroit	22	6	13	19	12	2	0	2	59
Joe Juneau - Washington	21	7	10	17	6	1	1	4	54
Adam Oates - Washington	21	6	11	17	8	1	1	1	31
Martin Lapointe - Detroit	21	9	6	15	6	2	1	1	55
Larry Murphy - Detroit	22	3	12	15	12	1	2	1	36
Vyacheslav Kozlov - Detroit	22	6	8	14	4	1	0	4	47
Mike Modano - Dallas	17	4	10	14	4	1	0	1	49
Andrei Nikolishin - Washington	21	1	13	14	4	1	0	0	29

## INDIVIDUAL LEADERS

GOALS	ASSISTS		
Sergei Fedorov - Detroit	10	Steve Yzerman - Detroit	18
Martin Lapointe - Detroit	9	Andrei Nikolishin - Washington	13
Jim Campbell - St. Louis	7	Nicklas Lidstrom - Detroit	13
Daniel Alfredsson - Ottawa	7	Larry Murphy - Detroit	12
Bill Guerin - Edmonton	7	Tomas Holmstrom - Detroit	12
Matthew Barnaby - Buffalo	7	Adam Oates - Washington	11
Peter Bondra - Washington	7	Mike Modano - Dallas	10
Richard Zednik - Washington	7	Joe Juneau - Washington	10
Joe Juneau - Washington	7	Sergei Fedorov - Detroit	10
Sergei Gonchar - Washington	7	Igor Larianov - Detroit	10
Tomas Holmstrom - Detroit	7		

## POWER PLAY GOALS

Jim Campbell - St. Louis	4	GAME WINNING GOALS	
Bill Guerin - Edmonton	4	Joe Juneau - Washington	4
Miroslav Satan - Buffalo	4	Vyacheslav Kozlov - Detroit	4
		Michal Grosek - Buffalo	3

## GOALTENDING LEADERS

PLAYER - TEAM	GP	MIN	GA	AVG.	SO
Ed Belfour - Dallas	17	1039	31	1.79	1
Curtis Joseph - Edmonton	12	716	23	1.93	3
Olaf Kolzig - Washington	21	1351	44	1.95	4
Dominik Hasek - Buffalo	15	948	32	2.03	1
Chris Osgood - Detroit	22	1361	48	2.12	2



## **MEDIA INFORMATION**



## TV & RADIO PLAY BY PLAY

### FLAGSHIP RADIO STATIONS

WDVE ..... 1997-98 to present  
WTAE ..... 1967-68 to 1968-69  
..... 1993-1994  
WEEP ..... 1969-70  
KDKA ..... 1970-71 to 1974-75  
..... 1976-77 to 1978-79  
..... 1984-85 to 1992-93  
KQV ..... 1975-76  
..... 1981-82 to 1983-84  
WWSW ... 1979-80 to 1980-81

### TELEVISION STATIONS

WTAE-TV 1968-69  
WPGH-TV 1970-71  
..... 1977-78 to 1980-81  
..... 1982-83 to 1989-90  
WIC-TV 1971-72 to 1976-77  
WPTT-TV 1981-82  
KBL/FOX SPORTS  
PITTSBURGH 1986-87 to present  
KDKA-TV 1990-91 to 1995-96  
WPTT/WPGH 1996-97

### RADIO PLAY-BY-PLAY ANNOUNCERS

Ed Conway 1967-68 to 1968-69  
Bill Hamilton 1969-70  
Jim Forney 1970-71 to 1972-73  
Joe Starkey 1973-74  
Mike Lange 1974-75  
..... 1976-77 to 1992-1993  
Gary Morrell 1975-76  
Doug McLeod 1993-94 to 1995-96  
Matt McConnell 1996-97 to present

### TELEVISION PLAY-BY-PLAY ANNOUNCERS

Ed Conway 1968-69  
Bill Hamilton 1970-71  
Sam Nover 1971-72 to 1976-77  
Bob Prince 1977-78  
Jim Forney 1978-79  
Mike Lange 1979-80 to present

## COMMUNICATIONS STAFF

### **Tom McMillan: Vice President Communications/Marketing**



McMillan, 42, enters his third season with the Penguins following a 17-year career in the Pittsburgh sports media as a writer, columnist, editor and broadcaster. He covered the Penguins for the Pittsburgh Post-Gazette from 1987-92 and served as editor of Penguins Report from 1992-96. He also was a talk show host on WTAE Radio and appeared on "Hockey Hotline". McMillan authored a history of the team, "The Penguins:Cellar to Summit," in 1994. He graduated from Point Park College and resides in Shaler.

### **Steve Bovino: Director of Media Relations**

Bovino, 30, begins his seventh season with the Penguins and third as director of media relations. He joined the team as an intern in the public relations department, then served four seasons as assistant director of media relations. Bovino is responsible for overseeing the day-to-day relations between the players and the media, as well as game notes and press releases. He graduated from the College of William and Mary, where he worked in the sports information department. Steve and his wife, Brandy, were married in August, and reside in Bridgeville.



### **Brian Coe: Assistant Director of Media Relations**



Coe, 26, enters his second season as assistant director of media relations. Previously, he worked as assistant director of hockey at the club's practice facility, ICEOPLEX at Southpointe, and as an intern for the Pittsburgh Stingers indoor soccer team. His responsibilities include player interviews and game notes. He graduated from Ohio University and resides in Squirrel Hill.

## MEDIA INFORMATION

**SEASON PASSES FOR MEDIA:** Season passes are issued only to members of the media covering the Penguins on a regular basis.

**INDIVIDUAL GAME PASSES:** Members of the media must contact Steve Bovino or Brian Coe in the Penguins media relations office no later than 24 hours before the game. Passes will be issued to working media and photographers. They will be left at the press gate located at Gate #3 of the Civic Arena. You can reach the press gate from Washington Place, which runs in front of the Arena where the marquis stands. Passes will be available there for one hour after the opening faceoff.

**PRESS BOX:** The press box is located on the west side of the building above section D-24. It is for game personnel and members of the media covering the games. When necessary, overflow media will be assigned seats in the auxiliary seating area at section C-3. All members of the media will gain access to the main press box by showing their press pass to the security guard at the door.

**PRESS LOUNGE:** The press lounge is located across from the locker rooms on the lower level at Gate #3. Members of the media and game night staff must show their press passes at the door for admittance. The press lounge will open two hours prior to game time with dinner and beverages served at a cost of \$5 per individual. The press lounge is equipped with telephones and electrical outlets and is available to the media during and after the game for filing purposes.

**GAME NOTES:** Game notes and lineup sheets are available in the press lounge and press box before each game. Additional information from the NHL and press releases are also available throughout the season at these locations.

**GAME SUMMARIES:** Game summaries are available after each period in the press

box. Final game summaries are distributed in the press box, press lounge and the home and visitors locker rooms after the game.

**OUT OF TOWN SCORES:** Out of town scoresheets are delivered to home and road broadcasters throughout the game on a regular basis, usually at the 12:00 and 2:00 minute mark of each period.

**LOCKER ROOM ACCESS:** The locker room will be open to the media 10 minutes after the conclusion of the game per League requirements. ONLY working members of the media with appropriate identification will be admitted.

**POST GAME PROCEDURES:** Penguins head coach Kevin Constantine will hold a press conference after each game outside the Penguins locker room at Gate #2. The press conference room is located just inside the Penguins locker room entrance at Gate #2, first door on the right. Post game quote sheets for both head coaches will be available after the game in the press lounge, press box and in each locker room.

**GAME BROADCAST INTERVIEWS:** All requests for pre-tapes and between period interviews with players or coaches MUST be confirmed during the morning skate. Players or coaches must be confirmed for broadcast interviews before they leave the Civic Arena after the morning skate or they are off-limits for broadcast interviews.

**DAILY PRACTICE SESSIONS:** Open to all media members. Please confirm location and time with the Penguins media relations office as last minute changes will occur.

**PHOTOGRAPHERS:** Photographers may shoot from designated areas assigned by the Penguins media relations staff. Photo location assignments will be posted in the press lounge and press gate prior to each

## MEDIA INFORMATION

game. Photo passes must be secured by calling the media relations office at least 24 hours in advance of each game.

**CIVIC ARENA LIGHTING:** The lighting in the Civic Arena is metal halide which was installed during the summer of 1995.

**PENGUINS MEDIA HOTLINE:** Up to date changes in practice times, injury information and player transactions will be put on the Hot Line daily. The confidential number is available from the Penguins media relations staff.

**TELEVISION PACKAGE:** The Penguins television package continues to be one of the best in professional hockey. This season, Penguins fans will see 63 games on Fox Sports Pittsburgh and 10 games on WBZZ. The executive producer for all Penguins telecasts is Paul Kosuth. Fox Sports Pittsburgh became the Penguins cable affiliate in 1986.

**RADIO NETWORK:** WDVE-FM (102.5) enters its second season as the flagship station of the Penguins.

### DRIVING DIRECTIONS TO THE PITTSBURGH CIVIC ARENA:

**FROM ROUTE 279 NORTH (GREATER PITTSBURGH AIRPORT):** Follow 279 North toward Pittsburgh - Go through the Fort Pitt Tunnels (left lane) - Proceed straight ahead onto Liberty Avenue - Turn right off Liberty Avenue onto Seventh Avenue and cross over Grant Street - make a right onto Center Avenue.

**FROM ROUTE 79 SOUTH (NORTH HILLS):** Follow 79 South toward Pittsburgh - Take Route 279 South Exit (about one mile past Wexford exit) - Follow 279 South over Veterans Bridge - Take Sixth Street exit and bear left - At the light, turn left onto Bigelow Boulevard.

### FROM PENNSYLVANIA TURNPIKE:

Traveling on the turnpike toward Pittsburgh, take the Pittsburgh/Monroeville Exit (Exit 6) onto Route 376 West - Get off of 376 West at Exit 6, staying in the right lane - At stop sign, turn right onto Pride Street - Follow Pride across Fifth Avenue, at second light, turn left onto Centre Avenue.

### REAL TIME SCORERS/OFF-ICE OFFICIALS

Supervisor of Officials/Timekeeper: Paul Schlosser  
Assistant Supervisor/Official Scorer: Keith Schreiber  
Goal Judges: Jim Duss, Joe Ferraro, Leo Rudzki  
Penalty Timekeeper: Bob Maitland  
Real Time Supervisor/Action Scorer: Phil Spano  
Penalty Scorer: Eugene Susi  
Shot Scorer: Jim Gricar  
Time-on-Ice Scorers: Dan Aubele, Chris Keller, Dan Wagner  
Commercial Coordinator: Dave Reynolds  
Backup Commercial Coordinator: Mike McGuire  
Video Replay Goal Judges: Jim Weaver, Dale Ruth

### GAME NIGHT STAFF:

Dressing Rooms: A.T. Caggiano, Tracy Luppe, Frank Sciuilli, Paul DeFazio, David Sciuilli  
Home Runway: Don Wagner  
Visitors Runway: Don Johnson  
Media Relations Game Night Staff: John Fedorek, Mike Hughes  
Erin Morrell, Greg Muha, Christian Pelusi, Keith Wehner

### IN THE CIVIC ARENA:

Public Address Announcer: John Barbero  
Organist: Vince Lascheid  
Message Board: Mike Ficcorelli

# 1998-99 NHL DATES

## 1998-99 KEY DATES

<b>SEPTEMBER</b>	15	First preseason games
<b>OCTOBER</b>	5	Waiver Draft
	5	Unsigned draft choices claimed in fourth or subsequent rounds of Entry Draft must be returned to their Junior clubs
	8	Unsigned draft choices claimed in first three rounds of Entry Draft must be returned to their Junior clubs.
	9	82nd NHL Regular Season begins
	9-10	Game 0Ne Japan Calgary vs. San Jose, Tokyo, Japan Note: These dates are Oct. 10-11 in Japan.
<b>NOVEMBER</b>	1	NHL All-Star Fan Balloting begins
	16	Hockey Hall of Fame Induction Celebration, Toronto
<b>DECEMBER</b>	7-8	Board of Governors Meeting, Phoenix
	14	NHL All-Star Fan Balloting ends
	19	Roster Freeze in effect. For all players on an NHL roster as of midnight local time Dec. 19, a roster freeze shall apply through midnight local time Dec. 27, with respect to waivers, trades and any other player assignments; provided, that players may be recalled to NHL clubs during this period.
	TBA	All-Star Starters Announced
	TBA	Remainder of All-Star Team Announced
	26	World Junior Hockey Championship (through January 5), Winnipeg, Manitoba
<b>JANUARY</b>	20-24	NHL FANTasy, Tampa Bay
	23	NHL All-Star Saturday, Ice Palace, Tampa Bay
	24	49th NHL All-Star Game, Ice Palace, Tampa Bay
<b>FEBRUARY</b>	TBA	NHL/CHL Top Prospects Game, Toronto
<b>MARCH</b>	23	Trading Deadline (3 PM ET)
<b>APRIL</b>	TBA	Lester Patrick Award Luncheon
	18	End of regular season
	21	Stanley Cup Playoffs begin (tentative)
<b>MAY</b>	1	World Championships (through May 17), Norway
	TBA	Entry Draft Drawing
<b>JUNE</b>	19	Last possible date to end Stanley Cup (tentative)
	24	NHL Awards Television Special, Toronto
	25	Expansion Draft, Boston
	25	Top Prospect Preview, Boston
	26	NHL Entry Draft, Boston
<b>JULY</b>	1	Eligible players transferred to free agent list



*Evolution by Liberty*  
*Revolution by TRACO*

*Putting a fresh face on a familiar classic.*

TRACO is proud to have participated in the restoration of our country's symbol of freedom. But we didn't stop there. We also gave ourselves a fresh face with a new logo that honors the Statue of Liberty. You can rest assured however, that we haven't changed the classic features that have made TRACO the most dependable window and door company around.

For information on TRACO,  
give us a call at 1-800-586-3541  
or visit our website at  
[www.traco.com](http://www.traco.com)



**TRACO**<sup>™</sup>

*The Windows And Doors That Greet The World*

Bone-crushing

# checks.

Teeth-rattling

# collisions.

A puck in the

# face.

Unfortunately, most of us will never face any of these experiences. But for the Pittsburgh Penguins, they're merely occupational hazards.

That's why they turn to Allegheny University Hospitals Sports Medicine professionals like Charles Burke, M.D., the Penguins team physician, for their orthopaedic care.

Dr. Burke and the other physicians, therapists and athletic trainers of the Allegheny University


Hospitals Human Motion Center are responsible for keeping many of our full-time, collegiate and high school athletes in the game. And, they provide the same level of expert care for weekend warriors, too.

So, whether your goal is to win the Stanley Cup or just get back into your aerobics class, call the professionals who treat the professionals, and we'll get you back in the game. Even if you don't have an agent.

*For more information about the Allegheny University Hospitals Human Motion Center, call 1-877-AUH-2000.*

*Visit our Web site at [www.allhealth.edu](http://www.allhealth.edu)*

ALLEGHENY  
UNIVERSITY  
HOSPITALS



HUMAN  
MOTION  
CENTER


# LAST WORD

Hosted by Jim Rome

**30 minutes of the hottest  
topics in sports.**

**One-on-one interviews with  
today's top sports personalities**

**MONDAY-FRIDAY  
AT 6PM**






## **Buchanan Ingersoll**

PROFESSIONAL CORPORATION

You've made it this far. But what do you do now? You can use the help of a law firm that's been there. And knows where to go and where not to go.

Pittsburgh • Harrisburg • Philadelphia and Bryn Mawr • Miami and Aventura  
Tampa • Princeton • Lexington • Buffalo • Washington DC  
Associated Firms: Birmingham, London and Leicester, England • Brussels, Belgium  
Telephone 412 562-8800 | [www.bipc.com](http://www.bipc.com) | © 1998 Buchanan Ingersoll Professional Corporation

# *Candlelight Assisted Living*



*Caring Since 1969*

*“Celebrating Our 30th Year in 1999”*

*Our goal is for each resident to remain as independent as possible, but personal assistance is always available.*

- **Homelike Atmosphere**
- **Central Dining Rooms**
- **Attractive Landscaping**
- **Central heating & Air Conditioning**
- **Sun Room**
- **Large Outdoor Deck**
- **Water Gardens**

*We invite you to personally visit our facility so we may answer any questions you have regarding the services we provide.*

## **CANDLELIGHT ASSISTED LIVING**

**1961 North Main Street**

**Washington, Pennsylvania 15301-6160**

**724-222-2475**

**Email: [myke@candlelight.aol.com](mailto:myke@candlelight.aol.com)**

**WE WISH THE PENS A  
GREAT 98-99 SEASON!**

# PSC — PROUD TO BE PART OF PITTSBURGH'S FUTURE

PSC. Philip Services. The name may be familiar to you...but you probably aren't aware of all that we do. That's understandable, considering that we provide industrial and metal services to more than 300 operations worldwide.

Headquartered here in Pittsburgh, our Industrial Metal Services Division provides sophisticated project/construction management and engineering services, as well as construction claims consulting and facility management, to a wide range of industrial and public clients, both locally and around the world. PSC is a recognized industry leader for our proprietary software and intellectual property. And PSC's Strategic Resource Management (SRM) program is revolutionizing the metals industry by eliminating waste and inefficiency in operations.

For more information on how PSC is redefining industrial services, contact Dominick DeSalvo.



Four Gateway Center ■ 12th Floor ■ Pittsburgh, PA 15222 ■ 1-800-765-6544 ■ fax: 412-765-0905



PRECISE

CREATIVE

DILIGENT

INNOVATIVE

SKILLED

PROVEN

Street  
Smart.

PITTSBURGH

FIND OUT WHAT A STREET SMART CARRIER  
CAN DO FOR YOU. CALL 1-800-396-7400

**PITTSBURGH**  
STREET SMART



**Stay Posted.**

Pittsburgh Post-Gazette