


VISITOR



MONTREAL CANADIENS  
Game 1 Away Game 1

## Event Summary

Game 0121  
Thursday, April 23, 1998  
7:30 PM ET at Civic Arena  
Attendance 14,692  
FINAL

HOME



PITTSBURGH PENGUINS  
Game 1 Home Game 1

This NHL Game Report is provided courtesy of the NHL to members of the credentialed media for their exclusive use for news and editorial purposes only and not for any commercial purpose. Any reproduction, use or distribution of this material for a commercial purpose without the express written permission of the NHL is prohibited.


		MONTREAL CANADIENS	+/-	TOI	SHF	SHOTS					MS	FW	FL	F%	PN	PIM	HT	TK	GV	BS
						1	2	3	OT	T										
35	G	MOOG, ANDY		78:39															1	
41	G	THIBAUT, JOCELYN		0:00																
3	D	ZALAPSKI, ZARLEY	E	20:49	30						1			2	4			1	3	
5	D	QUINTAL, STEPHANE	+1	16:44	21												1		1	
8	R	RECCHI, MARK	-1	26:27	31		1	1		2	2	1	1	50		1				
17	L	BRUNET, BENOIT	E	23:21	31	2			3	5	1			1	2	1				
22	D	MANSON, DAVE	-1	30:16	33	1	1		1	3	1			1	2	3				
23	R	STEVENSON, TURNER	E	20:33	28	1	1	2	1	5	3					2	1	1		
25	C	DAMPHOUSSE, VINCENT	E	23:45	36	3			3	6	2	8	13	38	1	2	1	2		
26	L	RUCINSKY, MARTIN	+1	22:04	32	1		1	2	4	2		1	0		1				
27	L	CORSON, SHAYNE	-2	28:27	32	1			1	2	1	10	10	50	1	2		1	1	
28	C	BUREAU, MARC	E	20:28	30	1	1			2		9	15	37		4	1	1		
34	D	POPOVIC, PETER	+1	17:48	21		1			1	1									
38	D	MALAKHOV, VLADIMIR	E	32:43	38	2	1			3	2					2	1	2	4	
43	D	BRISEBOIS, PATRICE	-2	29:08	32	1	1			2	1							1		
44	L	HOGLUND, JONAS	+1	10:30	15													1		
49	L	SAVAGE, BRIAN	+1	19:33	30	1	1	1		3			2	0		2		1	1	
52	D	RIVET, CRAIG	E	4:03	7					1	1									
55	D	ULANOV, IGOR	+1	31:15	31				1	1	2			1	2	2	1	3	4	
71	C	BORDELEAU, SEBASTIEN	E	4:05	7		1			1		2	4	33	1	2	1			
		TEAM TOTALS	E			14	9	5	12	40	20	30	46	39	8	16	20	8	13	13

*Code - 29-45-46  
Pittsburgh any 1st Goal*

		PITTSBURGH PENGUINS	+/-	TOI	SHF	SHOTS					MS	FW	FL	F%	PN	PIM	HT	TK	GV	BS
						1	2	3	OT	T										
31	G	WREGGET, KEN		0:00																
35	G	BARRASSO, TOM		78:31																
2	D	TAMER, CHRIS	-1	22:28	32						1							1	2	
4	D	HATCHER, KEVIN	E	29:05	34	1		1	1	3	2			2	4	3		3		
5	D	WERENKA, BRAD	+1	22:47	31		1			1	1			1	2			2	2	
10	C	FRANCIS, RON	+1	30:25	31	1	1	3	1	6		12	7	63		1	5	1	2	
11	D	KASPARAITIS, DARIUS	E	20:48	28			1		1				2	4	4	1		2	
12	C	PRONGER, SEAN	E	16:27	23		1		2	3		9	2	81		1				
14	C	BARNES, STU	-1	29:09	30		1	1		2	3	11	10	52			1	2		
16	R	OLCZYK, ED	E	5:11	10											1	1			
20	C	LANG, ROBERT	E	22:07	29		1	1		2	3	10	7	58		1	2	1		
23	D	OLAUSSON, FREDRIK	E	30:00	34		2			2								1	1	
24	R	MORAN, IAN	E	5:20	9							2	2	50				1	1	
29	C	WRIGHT, TYLER	-1	3:29	6		1			1	1	2	2	50	2	4	2	1		
33	L	HICKS, ALEX	-1	16:12	23				1	1	1					3				
44	R	BROWN, ROB	-1	19:18	27			1		1	1				1	2	4			
68	R	JAGR, JAROMIR	+1	32:02	36	1	2		1	4						1	1	3		
71	D	SLEGR, JIRI	+1	29:04	36		1			1	3			1	2	2	2	1		
82	C	STRAKA, MARTIN	E	25:13	33			1	2	3							2	2		
95	R	MOROZOV, ALEXEI	E	16:11	21	2	2		1	5	4						1		1	
		TEAM TOTALS	-1			5	13	9	9	36	20	46	30	61	9	18	23	18	17	11

TOI=Time On Ice SHF=# of Shifts MS=Missed Shots FW=Faceoffs Won FL=Faceoffs Lost F%=Faceoff Win Percentage  
PN=Number of Penalties PIM=Penalty Minutes HT=Hits Given TK=Takeaways GV=Giveaways BS=Blocked Shots

VISITOR



MONTREAL CANADIENS  
Game 1 Away Game 1

## Game Summary

Game 0121  
Thursday, April 23, 1998  
7:30 PM ET at Civic Arena  
Attendance 14,692  
FINAL

HOME



PITTSBURGH PENGUINS  
Game 1 Home Game 1

This NHL Game Report is provided courtesy of the NHL to members of the credentialed media for their exclusive use for news and editorial purposes only and not for any commercial purpose. Any reproduction, use or distribution of this material for a commercial purpose without the express written permission of the NHL is prohibited.

### SCORING SUMMARY

G	Per	Time	Team	Goal Scorer	Assist	Assist	MTL	PIT	STR
1	1	12:15	MTL	26 RUCINSKY	25 DAMPHOUSSE	55 ULANOV	26 22 25 35 49 55	2 14 16 35 71	PP
2	2	7:21	PIT	5 WERENKA	71 SLEGR		8 25 27 35 38 43	5 23 35 68 71	SH
3	2	16:44	MTL	34 POPOVIC	49 SAVAGE	25 DAMPHOUSSE	34 5 25 26 35 49	2 14 29 33 35 71	EV
4	3	18:22	PIT	14 BARNES	71 SLEGR	68 JAGR	8 17 22 27 35 43	14 5 10 35 68 71	EV
5	4	18:43	MTL	17 BRUNET	38 MALAKHOV		17 8 35 38 44 55	5 14 23 35 44 68	EV

### MONTREAL CANADIENS

#	Per	Time	Player	PIM	Penalty
1	1	5:42	25 DAMPHOUSSE	2:00	Tripping - Obstruction
2	2	8:26	3 ZALAPSKI	2:00	Cross check
3	2	9:16	55 ULANOV	2:00	Roughing
4	2	12:55	3 ZALAPSKI	2:00	Hooking
5	3	8:39	71 BORDELEAU	2:00	Slashing
6	3	18:44	17 BRUNET	2:00	Roughing
7	4	1:44	27 CORSON	2:00	Roughing
8	4	1:44	22 MANSON	2:00	Roughing

### PITTSBURGH PENGUINS

#	Per	Time	Player	PIM	Penalty
1	1	10:32	29 WRIGHT	2:00	Board check
2	2	5:12	5 WERENKA	2:00	Interference - Obstruction
3	2	6:00	11 KASPARAITIS	2:00	Interference - Obstruction
4	2	8:47	71 SLEGR	2:00	Hooking - Obstruction
5	2	14:22	4 HATCHER	2:00	Tripping - Obstruction
6	3	18:44	44 BROWN	2:00	Roughing
7	4	1:44	11 KASPARAITIS	2:00	Roughing
8	4	1:44	29 WRIGHT	2:00	Roughing
9	4	4:40	4 HATCHER	2:00	Hooking - Obstruction

### GOALS BY PER.

	MTL	PIT
1	1	0
2	1	1
3	0	1
4	1	0
T	3	2

### SHOTS ON GOAL

	MTL	PIT
1	14	5
2	9	13
3	5	9
4	12	9
T	40	36

### PENALTIES-MIN

	MTL	PIT
1	1-2	1-2
2	3-6	4-8
3	2-4	1-2
4	2-4	3-6
T	8-16	9-18

### POWERPLAY (GOALS-OPP)

	MTL	PIT
1	1-1	0-1
2	0-3	0-3
3	0-0	0-1
4	0-1	0-0
T	1-5	0-5
Time	9:10	7:27

### GOALIES (GOALS-SHOTS AGAINST)

	1	2	3	OT	T	Time
MTL(W) MOOG	0-5	1-13	1-9	0-9	2-36	78:39
PIT(L) BARRASSO	1-14	1-9	0-5	1-12	3-40	78:31

### THREE STARS

1 MTL	17 BRUNET
2 MTL	35 MOOG
3 PIT	35 BARRASSO

### OFFICIALS

Referee:	Robbie Shick
Linesman:	Wayne Bonney
Linesman:	Danny McCourt



MONTREAL CANADIENS  
Game 2 Away Game 2

## Event Summary

Game 0122  
Saturday, April 25, 1998  
7:30 PM ET at Civic Arena  
Attendance 16,601  
FINAL



PITTSBURGH PENGUINS  
Game 2 Home Game 2


This NHL Game Report is provided courtesy of the NHL to members of the credentialed media for their exclusive use for news and editorial purposes only and not for any commercial purpose. Any reproduction, use or distribution of this material for a commercial purpose without the express written permission of the NHL is prohibited.

		MONTREAL CANADIENS	+/-	TOI	SHF	SHOTS					T	MS	FW	FL	F%	PN	PIM	HT	TK	GV	BS
						1	2	3	OT	T											
35	G	MOOG, ANDY		58:52																	
41	G	THIBAUT, JOCELYN		0:00																	
3	D	ZALAPSKI, ZARLEY	-1	12:13	12						1						1				1
5	D	QUINTAL, STEPHANE	E	16:46	18			1		1	1										2
8	R	RECCHI, MARK	-2	21:57	25						1	7	10	41	1	2	2				1
17	L	BRUNET, BENOIT	E	16:56	21												1	2	1		
22	D	MANSON, DAVE	-1	18:06	21		1	2		3	2									2	1
23	R	STEVENSON, TURNER	-1	11:13	14	1				1							4				
24	C	THORNTON, SCOTT	E	9:48	12	1		1		2	1	2	4	33			2				
25	C	DAMPHOUSSE, VINCENT	-1	17:13	22	1	1	3		5		7	11	38	2	4	2				
26	L	RUCINSKY, MARTIN	-1	15:07	20	2		2		4	2						1	1			
27	L	CORSON, SHAYNE	-2	24:37	24	1	1	4		6	1	1	2	33	1	2					1
28	C	BUREAU, MARC	-1	14:31	20	1				1		2	11	15					1	1	3
34	D	POPOVIC, PETER	E	13:42	17						1						1				2
38	D	MALAKHOV, VLADIMIR	-2	28:34	28	1		1		2	1						1				1
43	D	BRISEBOIS, PATRICE	-1	21:47	22														1		1
44	L	HOGLUND, JONAS	E	10:56	10						1										
49	L	SAVAGE, BRIAN	-1	15:38	18							1	1	50			2				
52	D	RIVET, CRAIG	E	5:03	7	2				2											
55	D	ULANOV, IGOR	-2	19:22	24			1		1							1				4
		TEAM TOTALS	-16			10	3	15	0	28	12	20	39	34	4	8	18	6	4	17	

		PITTSBURGH PENGUINS	+/-	TOI	SHF	SHOTS					T	MS	FW	FL	F%	PN	PIM	HT	TK	GV	BS
						1	2	3	OT	T											
31	G	WREGGET, KEN		0:00																	
35	G	BARRASSO, TOM		60:00																	2
2	D	TAMER, CHRIS	+1	17:16	22										1	2	1				
4	D	HATCHER, KEVIN	+1	23:26	23	1				1	1						4	2			1
5	D	WERENKA, BRAD	+1	21:41	24		1			1							2	2	1		2
10	C	FRANCIS, RON	+2	21:56	27	1		1		2		11	4	73							
11	D	KASPARAITIS, DARIUS	E	21:09	23						3						8		1		2
12	C	PRONGER, SEAN	E	14:36	19						1	6	6	50			1			1	
14	C	BARNES, STU	+3	21:46	26	1	1	1		3	3	14	3	82	1	2			2		1
16	R	OLCZYK, ED	E	2:23	7	1	1			2					2	4					
20	C	LANG, ROBERT	+1	17:07	23						1	6	3	66			2	2			
23	D	OLAUSSON, FREDRIK	+2	19:21	22	1	2			3										1	
24	R	MORAN, IAN	E	4:53	10							1	3	25							
29	C	WRIGHT, TYLER	E	3:54	7		1			1		1	1	50			1				
33	L	HICKS, ALEX	E	13:29	18		1	1		2					1	2	4				
44	R	BROWN, ROB	E	15:11	19		1			1	1						6	1			
68	R	JAGR, JAROMIR	+3	23:55	28	2	1	1		4	1						1				4
71	D	SLEGR, JIRI	+1	16:40	20	2	2			4							2	1	1		1
82	C	STRAKA, MARTIN	E	20:19	29	1	1			2	1						1	2			3
95	R	MOROZOV, ALEXEI	E	11:38	15	2				2											2
		TEAM TOTALS	15			12	12	4	0	28	12	39	20	66	5	10	33	14	15	6	

TOI=Time On Ice SHF=# of Shifts MS=Missed Shots FW=Faceoffs Won FL=Faceoffs Lost F%=Faceoff Win Percentage  
PN=Number of Penalties PIM=Penalty Minutes HT=Hits Given TK=Takeaways GV=Giveaways BS=Blocked Shots

VISITOR



MONTREAL CANADIENS  
Game 2 Away Game 2

## Game Summary

Game 0122  
Saturday, April 25, 1998  
7:30 PM ET at Civic Arena  
Attendance 16,601  
FINAL

HOME



PITTSBURGH PENGUINS  
Game 2 Home Game 2

This NHL Game Report is provided courtesy of the NHL to members of the credentialed media for their exclusive use for news and editorial purposes only and not for any commercial purpose. Any reproduction, use or distribution of this material for a commercial purpose without the express written permission of the NHL is prohibited.

### SCORING SUMMARY

G	Per	Time	Team	Goal Scorer	Assist	Assist	MTL	PIT	STR
1	1	11:13	PIT	16 OLCZYK	14 BARNES	10 FRANCIS	28 34 35 43	16 4 10 14 35 68	PP
2	1	18:29	MTL	25 DAMPHOUSSE	38 MALAKHOV	27 CORSON	25 8 27 35 38 44	4 5 10 35	PP
3	2	10:42	PIT	14 BARNES	68 JAGR	23 OLAUSSON	23 26 28 35 38 55	14 10 23 35 68 71	EV
4	3	1:12	PIT	14 BARNES	20 LANG	68 JAGR	3 8 22 27 35 55	14 2 5 20 35 68	EV
5	3	19:03	PIT	10 FRANCIS	68 JAGR	23 OLAUSSON	8 25 27 38 43 49	10 4 14 23 35 68	EV

### MONTREAL CANADIENS

#	Per	Time	Player	PIM	Penalty
1	1	9:34	8 RECCHI	2:00	Hooking - Obstruction
2	1	10:48	25 DAMPHOUSSE	2:00	Cross check
3	1	19:08	27 CORSON	2:00	Slashing
4	2	3:55	25 DAMPHOUSSE	2:00	Hooking - Obstruction

### PITTSBURGH PENGUINS

#	Per	Time	Player	PIM	Penalty
1	1	17:28	14 BARNES	2:00	Interference - Obstruction
2	1	18:15	16 OLCZYK	2:00	Interference - Obstruction
3	2	2:11	16 OLCZYK	2:00	Tripping - Obstruction
4	2	15:33	2 TAMER	2:00	Interference - Obstruction
5	3	2:38	33 HICKS	2:00	Hi stick

### GOALS BY PER.

	MTL	PIT
1	1	1
2	0	1
3	0	2
T	1	4

### SHOTS ON GOAL

	MTL	PIT
1	10	12
2	3	12
3	15	4
T	28	28

### PENALTIES-MIN

	MTL	PIT
1	3-6	2-4
2	1-2	2-4
3	0-0	1-2
T	4-8	5-10

### POWERPLAY (GOALS-OPP)

	MTL	PIT
1	1-2	1-2
2	0-2	0-2
3	0-1	0-0
T	1-5	1-4
Time	7:38	6:16

### GOALIES (GOALS-SHOTS AGAINST)

	1	2	3	T	Time
MTL(L) MOOG	1-12	1-12	1-3	3-27	58:52
MTL EMPTY NET	0-0	0-0	1-1	1-1	
PIT(W) BARRASSO	1-10	0-3	0-15	1-28	60:00

### THREE STARS

1 PIT	14 BARNES
2 PIT	35 BARRASSO
3 PIT	44 BROWN
by:	

### OFFICIALS


Referee:	Kerry Fraser
Linesman:	Wayne Bonney
Linesman:	Danny McCourt



PITTSBURGH PENGUINS  
 M/G 3 Étr. / Away 1

En résumé / Event Summary

NHL No: 0123  
 Lun./Mon., 27 Avr./Apr. 1998  
 7:30 PM ET @ Centre Molson  
 Assistance / Attendance 20,520  
 FINAL



CANADIEN DE MONTREAL  
 M/G 3 Dem. / Home 1

This NHL Game Report is provided courtesy of the NHL to members of the credentialed media for their exclusive use for news and editorial purposes only and not for any commercial purpose. Any reproduction, use or distribution of this material for a commercial purpose without the express written permission of the NHL is prohibited.

		PITTSBURGH PENGUINS	+/-	T TOI	P SHF	LANCERS / SHOTS					LR MS	MG FW	MP FL	M% F%	PUN PN	MIN PIM	MÉ HT	PP TK	R GV	LB BS
						1	2	3	OT	TS										
31	G	WREGGET, KEN		0:00																
35	G	BARRASSO, TOM		59:15																
2	D	TAMER, CHRIS	-2	11:04	18															2
4	D	HATCHER, KEVIN	E	27:30	27	1	2			3					2	4			2	
5	D	WERENKA, BRAD	-1	21:02	31											2				
10	C	FRANCIS, RON	+1	24:17	25		1	1		2	1	8	14	36	1	2		1	2	
11	D	KASPARAITIS, DARIUS	E	13:22	22			1		1						2			2	
12	C	PRONGER, SEAN	E	11:13	18			1		1		5	7	41	2	4			1	
14	C	BARNES, STU	+1	21:57	22	2		1		3	3	4	7	38			1	1		
16	R	OLCZYK, ED	E	5:53	9							1	1	50						
20	C	LANG, ROBERT	-2	19:29	29		1			1	2	7	10	41	1	2	1		2	
23	D	OLAUSSON, FREDRIK	+1	22:05	27	1	1	1		3							1	3	1	
24	R	MORAN, IAN	E	3:15	6							1	3	25					1	
29	C	WRIGHT, TYLER	E	1:18	3							2		100						
33	L	HICKS, ALEX	-1	13:08	18											3				
44	R	BROWN, ROB	E	15:47	20		2			2	1					1	1			
68	R	JAGR, JAROMIR	+1	25:33	24	1		1		2							1	2	1	
71	D	SLEGR, JIRI	E	21:15	29	1				1	1					1		2	1	
82	C	STRAKA, MARTIN	-1	17:13	24								1	0					1	
95	R	MOROZOV, ALEXEI	-2	10:41	17		1			1										
		EQUIPE / TEAM TOTALS	-6			6	6	6	0	20	6	28	43	38	8	12	10	5	14	12

		CANADIEN DE MONTREAL	+/-	T TOI	P SHF	LANCERS / SHOTS					LR MS	MG FW	MP FL	M% F%	PUN PN	MIN PIM	MÉ HT	PP TK	R GV	LB BS
						1	2	3	OT	TS										
35	G	MOOG, ANDY		59:48																1
60	G	THEODORE, JOSE		0:00																
3	D	ZALAPSKI, ZARLEY	-1	14:21	21												1			2
5	D	QUINTAL, STEPHANE	+1	14:05	18			1		1				1	2	3				2
8	R	RECCHI, MARK	+1	21:32	26		1	1		2	4	10	3	75			1			1
17	L	BRUNET, BENOIT	+1	15:23	19															
22	D	MANSON, DAVE	+1	23:01	28	2	1			3	1					1			2	
23	R	STEVENSON, TURNER	-1	7:23	13	1	1			2					1	2				1
24	C	THORNTON, SCOTT	E	11:28	19		1			1		2	3	40	1	2	3	1	1	
25	C	DAMPHOUSSE, VINCENT	+1	18:59	34							15	11	57			1			
26	L	RUCINSKY, MARTIN	+1	16:23	23	1				1	2						3			
27	L	GORSON, SHAYNE	+1	20:02	28		3	1		4	2				2	4	1	2		
28	C	BUREAU, MARG	-1	20:02	23	1		1		2	1	16	9	54			4			
34	D	POPOVIC, PETER	-1	20:36	26										1	2	2			
38	D	MALAKHOV, VLADIMIR	-1	22:56	28						1					1	2	2		1
43	D	BRISEBOIS, PATRICE	+1	21:17	26	1		1		2	1								1	
44	L	HUGLUND, JONAS	E	1:04	3												1			
49	L	SAVAGE, BRIAN	+1	14:16	20		3	1		4	1		1	0	1	2	1	1		
55	D	ULANOV, IGOR	+1	18:28	21												5	1	1	4
71	C	BORDELEAU, SEBASTIEN	E	1:19	3								1	0						
		EQUIPE / TEAM TOTALS	5			6	10	5	0	22	13	43	28	51	8	16	28	6	8	9

T = temps de glace P = Présence LR = Lancers ratés MG = Misses en jeu gagnées MP = Misses en jeu perdues M% = Pourcentage de réussite mises en jeu  
 PUN = Punitions (nombre) MIN = Minutes punition MÉ = Misses en échec PP = Prise possession R = Révirement LB = Lancers bloqués  
 TOI = Time On Ice SHF = # of Shifts MS = Missed Shots FW = Faceoffs Won FL = Faceoffs Lost F% = Faceoff Win Percentage  
 PN = Number of Penalties PIM = Penalty Minutes HT = Hits Given TK = Takeaways GV = Giveaways BS = Blocked Shots



PITTSBURGH PENGUINS  
 M/G 3 Étr. / Away 1

### Sommaire / Game Summary

NHL No: 0123  
 Lun./Mon., 27 Avr./Apr. 1998  
 7:30 PM ET @ Centre Molson  
 Assistance / Attendance 20,520  
**FINAL**



CANADIEN DE MONTREAL  
 M/G 3 Dom. / Home 1

This NHL Game Report is provided courtesy of the NHL to members of the credentialed media for their exclusive use for news and editorial purposes only and not for any commercial purpose. Any reproduction, use or distribution of this material for a commercial purpose without the express written permission of the NHL is prohibited.

### SOMMAIRE / SUMMARY

B	Per	Temps	Club	But / Scorer	Aide / Assiet	Aide / Assiet	PIT	MTL	STR
1	1	9:33	PIT	68 JAGR	71 SLEGR	23 OLAUSSON	68 10 14 28 35 71	3 23 28 34 35 38	EV
2	1	17:10	MTL	26 RUCINSKY	48 SAVAGE	25 DAMPHOUSSE	2 20 35 71 82 95	26 22 25 35 43 49	EV
3	2	4:47	MTL	27 CORSON	25 DAMPHOUSSE	8 RECCHI	2 4 24 35 82	27 8 25 35 38 43	PP
4	3	9:56	MTL	27 CORSON	8 RECCHI	5 QUINTAL	2 5 20 33 35 95	27 5 8 17 35 55	EV

### PITTSBURGH PENGUINS

#	Per	Temps	Joueur / Player	MIN	Punition / Penalty
1	1	1:44	12 PRONGER	2:00	Roughing
2	1	9:13	20 LANG	2:00	Hooking
3	1	7:42	4 HATCHER	2:00	Hooking
4	2	2:59	12 PRONGER	2:00	Slashing
5	3	7:35	4 HATCHER	2:00	Roughing
6	3	19:44	10 FRANCIS	2:00	Slashing

### CANADIEN DE MONTREAL

#	Per	Temps	Joueur / Player	MIN	Punition / Penalty
1	1	1:44	48 SAVAGE	2:00	Interference
2	1	6:06	38 MALAKHOV	2:00	Interference
3	1	9:17	27 CORSON	2:00	Hit stick
4	1	14:30	5 QUINTAL	2:00	Hooking - Obstruction
5	1	18:19	24 THORNTON	2:00	Holding - Obstruction
6	2	13:59	34 POPOVIC	2:00	Holding - Obstruction
7	2	18:41	23 STEVENSON	2:00	Interference
8	3	7:35	27 CORSON	2:00	Roughing

#### Buts / Goals By Per.

	PIT	MTL
1	1	1
2	0	1
3	0	1
T	1	3

#### Lancers / Shots On Goal

	PIT	MTL
1	8	8
2	8	10
3	6	6
T	20	22

#### Punitions / Penalties-Min

	PIT	MTL
1	3-6	5-10
2	1-2	2-4
3	2-4	1-2
T	6-12	8-16

#### Avantage num./Powerplay (Buts/Goals-Opp)

	PIT	MTL
1	0-4	0-2
2	0-2	1-1
3	0-0	0-1
T	0-6	1-4
Temps	11:11	5:15

#### Gardiens / Goalies (Buts / Goals - Lancers / Shots Against)

	1	2	3	T	Temps
PIT(L) BARRASSO	1-6	1-10	1-8	3-22	59:15
MTL(W) MOOG	1-6	0-8	0-5	1-20	59:45

#### 3 Étoiles / Three Stars

1 MTL	27 CORSON
2 MTL	8 RECCHI
3 MTL	25 DAMPHOUSSE

par / by: Red Fisher Gazette

#### Officiels / Officials

Arbitre:	Terry Gregson
Juge de ligne:	Greg Devaraki
Juge de ligne:	Roy Scapinello



PITTSBURGH PENGUINS  
M/G 4 Étr. / Away 2

### En résumé / Event Summary

NHL No: 0124  
Mer./Wed., 29 Avr./Apr. 1998  
7:39 PM ET @ Centre Molson  
Assistance / Attendance 21,273  
**FINAL**



CANADIEN DE MONTREAL  
M/G 4 Dom. / Home 2

This NHL Game Report is provided courtesy of the NHL to members of the credentialed media for their exclusive use for news and editorial purposes only and not for any commercial purpose. Any reproduction, use or distribution of this material for a commercial purpose without the express written permission of the NHL is prohibited.

		PITTSBURGH PENGUINS		T TOI	P SHF	LANCERS / SHOTS					LR MS	MG FW	MP FL	M% F%	PUN PN	MIN PIM	MÉ HT	PP TK	R GV	LB BS
		+/-				1	2	3	OT	TS										
31	G	WREGGET, KEN		0:00																
35	G	BARRASSO, TOM		59:49											1	2			1	
2	D	TAMER, CHRIS	+2	15:41	24										1	2				1
4	D	HATCHER, KEVIN	+1	22:45	25	2		1		3					2	4	1			1
5	D	WERENKA, BRAD	-1	23:38	27						1						2			2
10	C	FRANCIS, RON	+1	24:24	25		1			1	1	10	7	58			1	1		1
11	D	KASPARAITIS, DARIUS	-2	15:58	25			1		1					1	2	7			
12	C	PRONGER, SEAN	-1	8:03	12							8	5	54			1			
14	C	BARNES, STU	E	24:05	29			1		1	1	14	11	56					1	
16	R	OLCZYK, ED	+1	9:32	14	1				1		2	1	66						
20	C	LANG, ROBERT	-1	15:05	24	1				1	1	3	5	37			2	1		
23	D	OLAUSSON, FREDRIK	E	20:36	24		1	1		2					1	2				3
24	R	MORAN, IAN	E	9:15	16								2	0						
29	C	WRIGHT, TYLER	+1	4:55	10							2	2	50			1	1		
33	L	HICKS, ALEX	-1	7:23	11															
44	R	BROWN, ROB	E	11:49	14	2	1			3	1				1	2	2			
66	R	JAGR, JAROMIR	+1	25:30	24	2		1		3	1				1	2				1
71	D	SLEGR, JIRI	+2	20:56	29		1			1	2						1	1		
82	C	STRAKA, MARTIN	E	17:23	25		2	1		3	1				1	2				2
95	R	MOROZOV, ALEXEI	E	7:26	13															
		ÉQUIPE / TEAM TOTALS	3			8	6	6	0	20	9	37	33	53	9	18	16	5	4	10

		CANADIEN DE MONTREAL		T TOI	P SHF	LANCERS / SHOTS					LR MS	MG FW	MP FL	M% F%	PUN PN	MIN PIM	MÉ HT	PP TK	R GV	LB BS	
		+/-				1	2	3	OT	TS											
35	G	MOOG, ANDY		22:57																1	
60	G	THEODORE, JOSE		34:59																	
3	D	ZALAPSKI, ZARLEY	E	14:16	18													1		1	
5	D	QUINTAL, STEPHANE	-1	10:10	14		1			1	1						1				
8	R	RECCHI, MARK	-1	27:50	26	1		2		3		7	4	63			2	1			
17	L	BRUNET, BENOIT	E	6:54	8										1	2				1	
22	D	MANSON, DAVE	E	18:55	22	1				1					1	2				1	
23	R	STEVENSON, TURNER	+1	8:51	14			1		1	2				1	2					
24	C	THORNTON, SCOTT	E	12:21	19		1			1		2	3	40	2	4	3		1		
25	C	DAMPHOUSSE, VINCENT	-2	24:49	26	1		3		4	1	14	12	53	1	2	3	1	2	1	
26	L	RUCINSKY, MARTIN	-1	18:19	24		1	1		2	2				1	2	3		1		
27	L	CORSON, SHAYNE	-1	23:17	22	2		1		3					3	14	1				
28	C	BUREAU, MARC	+1	13:37	21			2		2	1	9	13	40	1	2	3				
34	D	POPOVIC, PETER	E	18:01	18														2	1	
38	D	MALAKHOV, VLADIMIR	-1	25:23	24	1	1	1		3	1						1			2	
43	D	BRISEBOIS, PATRICE	-1	23:54	20		1	4		5	1									1	
44	L	HOGLUND, JONAS	-1	10:57	18	1	1	2		4	2							1			
49	I	SAVAGE, BRIAN	E	2:57	4												2				
55	D	ULANOV, IGOR	+1	16:21	17										1	2	2		1	1	
71	C	BORDELEAU, SEBASTIEN	E	10:32	17							1	5	16							
		ÉQUIPE / TEAM TOTALS	-6			7	6	17	0	30	11	33	37	47	12	32	21	4	11	6	

T = Temps de glace P = Présences LR = Lancers ratés MG = Mises en jeu gagnées MP = Mises en jeu perdues M% = Pourcentage de réussite mise en jeu  
PUN = Punitons (nombre) MIN = Minutes punition MF = Mises en échec PP = Piles possession R = Revirement LB = Lancers bloqués  
TOI = Time On Ice SHF = # of Shifts MS = Missed Shots FW = Faceoffs Won FL = Faceoff Lost F% = Faceoff Win Percentage  
PN = Number of Penalties PIM = Penalty Minutes HT = Hits Given TK = Takeaways GV = Giveaways BS = Blocked Shots



PITTSBURGH PENGUINS  
M/G 4 Étr. / Away 2

### Sommaire / Game Summary

NHL No: 0124  
Mer./Wed., 29 Avr./Apr. 1998  
7:39 PM ET @ Centre Molson  
Assistance / Attendance 21,273  
**FINAL**



CANADIEN DE MONTREAL  
M/G 4 Dom. / Home 2

This NHL Game Report is provided courtesy of the NHL to members of the credentialed media for their exclusive use for news and editorial purposes only and not for any commercial purpose. Any reproduction, use or distribution of this material for a commercial purpose without the express written permission of the NHL is prohibited.

### SOMMAIRE / SUMMARY

B	Per	Temps	Club	But / Scorer	Aide / Assist	Aide / Assist	PIT	MTL	STR
1	1	3:19	PIT	44 BROWN	71 SLEGR	20 LANG	44 5 20 35 71 82	27 28 35 43 55	PP
2	1	4:43	PIT	4 HATCHER	68 JAGR	10 FRANCIS	4 10 14 35 68	28 34 35 38	PP
3	1	6:25	MTL	38 MALAKHOV	8 RECCHI	25 DAMPHOUSSE	2 4 5 10 35	38 8 17 25 27 35	PP
4	1	16:53	PIT	68 JAGR	10 FRANCIS	14 BARNES	68 4 10 14 23 35	3 25 28 35 55	PP
5	1	19:25	PIT	16 OLCZYK	29 WRIGHT	2 TAMER	16 2 29 35 71	25 28 35 38 43 44	SH
6	2	2:59	PIT	82 STRAKA			82 2 24 35 71	3 5 22 24 35 44	SH
7	3	1:48	MTL	28 BUREAU	23 STEVENSON	3 ZALAPSKI	5 11 12 24 33 35	28 3 23 38 55 60	EV
8	3	17:30	MTL	44 HOGLUND	24 THORNTON	22 MANSON	5 11 14 20 35 82	44 22 24 28 43 60	EV
9	3	19:48	PIT	68 JAGR	10 FRANCIS	14 BARNES	68 4 5 10 14 35	8 25 26 27 38 43	EV

### PITTSBURGH PENGUINS

#	Per	Temps	Joueur / Player	MIN	Punition / Penalty
1	1	4:00	2 TAMER	2:00	Elbowing
2	1	5:33	11 KASPARAITIS	2:00	Interference
3	1	6:53	44 BROWN	2:00	Tripping - Obstruction
4	1	18:11	82 STRAKA	2:00	Holding - Obstruction
5	2	1:19	4 HATCHER	2:00	Spearing
6	2	1:19	4 HATCHER	2:00	Spearing
7	2	9:17	23 OLAUSSON	2:00	Interference
8	2	14:58	68 JAGR	2:00	Roughing
9	3	3:28	35 BARRASSO	2:00	Slashing

### CANADIEN DE MONTREAL

#	Per	Temps	Joueur / Player	MIN	Punition / Penalty
1	1	1:49	22 MANSON	2:00	Roughing
2	1	4:00	17 BRUNET	2:00	Slashing
3	1	4:38	25 DAMPHOUSSE	2:00	Holding stick - Obstruction
4	1	13:19	24 THORNTON	2:00	Hi stick
5	1	13:19	24 THORNTON	2:00	Hi stick
6	2	1:19	27 CORSON	2:00	Cross check
7	2	5:42	55 ULANOV	2:00	Roughing
8	2	11:48	27 CORSON	10:00	Misconduct (10 min)
9	2	12:48	23 STEVENSON	2:00	Hi stick
10	3	5:12	27 CORSON	2:00	Slashing
11	3	5:36	28 BUREAU	2:00	Hi stick
12	3	12:26	26 RUCINSKY	2:00	Elbowing

#### Buts / Goals By Per.

	PIT	MTL
1	4	1
2	1	0
3	1	2
T	6	3

#### Lancers / Shots On Goal

	PIT	MTL
1	8	7
2	6	6
3	6	17
T	20	30

#### Punitions / Penalties-Min

	PIT	MTL
1	4-8	5-10
2	4-8	4-16
3	1-2	3-6
T	9-18	12-32

#### Avantage num./Powerplay (Buts/ Goals-Opp)

	PIT	MTL
1	3-4	1-3
2	0-2	0-3
3	0-3	0-1
T	3-9	1-7
Temps	14:55	12:36

#### Gardiens / Goalies (Buts / Goals - Lancers / Shots Against)

	1	2	3	T	Temps
PIT(W) BARRASSO	1-7	0-6	2-17	3-30	59:49
MTL(L) MOOG	4-8	1-1	0-0	5-9	22:57
MTL THEODORE	0-0	0-5	0-5	0-10	34:59
MTL EMPTY NET	0-0	0-0	1-1	1-1	

#### 3 Étoiles / Three Stars

1 PIT	68 JAGR
2 PIT	11 KASPARAITIS
3 PIT	82 STRAKA


par / by: Marc Deloy J.M.H.

#### Officiels / Officials

Arbitre:	Paul Devoraki
Juge de ligne:	Greg Devoraki
Juge de ligne:	Ray Scapinello



VISITOR



MONTREAL CANADIENS  
Game 5 Away Game 3

## Event Summary

Game 0125  
Friday, May 1, 1998  
7:38 PM ET at Civic Arena  
Attendance 17,144  
FINAL

HOME



PITTSBURGH PENGUINS  
Game 5 Home Game 3

This NHL Game Report is provided courtesy of the NHL to members of the credentialed media for their exclusive use for news and editorial purposes only and not for any commercial purpose. Any reproduction, use or distribution of this material for a commercial purpose without the express written permission of the NHL is prohibited.

		MONTREAL CANADIENS	+/-	TOI	SHF	SHOTS					MS	FW	FL	F%	PN	PIM	HT	TK	GV	BS
						1	2	3	OT	T										
35	G	MOOG, ANDY		60:00															1	
60	G	THEODORE, JOSE		0:00																
3	D	ZALAPSKI, ZARLEY	-1	20:06	24					2						1		1		
8	R	RECCHI, MARK	+3	20:43	27	2	2	2		6	2	13	12	52		1	1			1
11	C	KOIVU, SAKU	+2	17:39	25	1				1	1					1	1			
17	L	BRUNET, BENOIT	+1	12:05	17											1				1
22	D	MANSON, DAVE	+2	20:15	26		2			2						3		1	2	
23	R	STEVENSON, TURNER	E	11:55	21		2			2		1	0			2				
24	C	THORNTON, SCOTT	-1	8:36	12	1				1		4	1	80					1	
25	C	DAMPHOUSSE, VINCENT	+2	17:39	25	1		1		2	1	11	10	52	2	4				1
26	L	RUCINSKY, MARTIN	E	15:03	25	1	2	2		5	1					3	1			
27	L	CORSON, SHAYNE	+4	23:15	29	1	2			3						3				
28	C	BUREAU, MARC	-1	19:22	25						11	9	55			3	1			
34	D	POPOVIC, PETER	+2	24:16	26											4	2	2	1	
37	L	POULIN, PATRICK	E	5:15	7											1	1			
38	D	MALAKHOV, VLADIMIR	+1	26:48	29	1				1	1				1	2	1	3		1
43	D	BRISEBOIS, PATRICE	+2	22:29	24	1	2			3						1		2	1	
44	L	HOGLUND, JONAS	E	3:13	4		1			1						1				
52	D	RIVET, CRAIG	-1	10:45	13	2				2						1				
55	D	ULANOV, IGOR	E	14:35	15						2					1		1	1	
		TEAM TOTALS	15			11	13	5	0	29	10	39	33	54	3	6	28	10	9	9

		PITTSBURGH PENGUINS	+/-	TOI	SHF	SHOTS					MS	FW	FL	F%	PN	PIM	HT	TK	GV	BS
						1	2	3	OT	T										
31	G	WREGGET, KEN		0:00																
35	G	BARRASSO, TOM		59:55																
2	D	TAMER, CHRIS	-1	13:30	20	1	1			2						1				2
4	D	HATCHER, KEVIN	E	20:20	27		1	1		2						3	1	1	2	
5	D	WERENKA, BRAD	-1	22:22	26			1		1	1				2	4	3	3	1	3
10	C	FRANCIS, RON	E	24:43	28	2	2			4		10	12	45		1			1	
11	D	KASPARAITIS, DARIUS	E	4:37	6										1	2	2			
12	C	PRONGER, SEAN	E	5:52	9						2	1	66			1		1		
14	C	BARNES, STU	E	24:29	26	2				2	1	4	8	33		2				
16	R	OLCZYK, ED	-4	12:13	17			1		1	2	5	2	71		1		1		
20	C	LANG, ROBERT	-1	15:52	23	1				1		10	10	50		2		1		
23	D	OLAUSON, FREDRIK	-2	26:20	28	1	1	2		4	2					1		1	1	
24	R	MORAN, IAN	-1	11:45	15						1	1	50			1		1	1	
29	C	WRIGHT, TYLER	E	2:19	4	1				1	1	3	25							
33	L	HICKS, ALEX	-1	12:23	17	2		1		3						2				2
44	R	BROWN, ROB	-2	14:57	19		1	1		2	2					1	1	1		
68	R	JAGR, JAROMIR	-1	27:51	28	2		3		5	3						1			
71	D	SLEGR, JIRI	-1	26:12	30		1	1		2	1					1	3	1		
82	C	STRAKA, MARTIN	-1	15:42	21	1		1		2		2	0			2		1		
95	R	MOROZOV, ALEXEI	E	12:15	20		1	1		2	1							1		
		TEAM TOTALS	-16			13	8	13	0	34	14	33	39	46	3	6	24	9	11	12

TOI=Time On Ice SHF=# of Shifts MS=Missed Shots FW=Faceoffs Won FL=Faceoffs Lost F%=Faceoff Win Percentage  
PN=Number of Penalties PIM=Penalty Minutes HT=Hits Given TK=Takeaways GV=Giveaways BS=Blocked Shots



VISITOR  
MONTREAL CANADIENS  
Game 5 Away Game 3

# Game Summary

Game 0125  
Friday, May 1, 1998  
7:38 PM ET at Civic Arena  
Attendance 17,144  
**FINAL**



HOME  
PITTSBURGH PENGUINS  
Game 5 Home Game 3

This NHL Game Report is provided courtesy of the NHL to members of the credentialed media for their exclusive use for news and editorial purposes only and not for any commercial purpose. Any reproduction, use or distribution of this material for a commercial purpose without the express written permission of the NHL is prohibited.

## SCORING SUMMARY

G	Per	Time	Team	Goal Scorer	Assist	Assist	MTL	PIT	STR
1	2	10:33	MTL	43 BRISEBOIS	25 DAMPHOUSSE	23 STEVENSON	43 22 23 25 26 35	2 16 20 24 35 82	EV
2	2	12:02	MTL	27 CORSON	8 RECCHI		27 8 11 34 35 38	5 20 23 33 35 44	EV
3	3	1:01	MTL	8 RECCHI	11 KOIVU	38 MALAKHOV	8 11 27 34 35 38	2 4 16 35 82 95	EV
4	3	5:45	PIT	82 STRAKA	20 LANG	95 MOROZOV	23 25 26 35 52 55	82 2 4 20 35 95	EV
5	3	13:30	PIT	68 JAGR	10 FRANCIS		3 24 28 34 35 38	68 10 14 23 35 71	EV
6	3	18:53	MTL	25 DAMPHOUSSE	55 ULANOV		25 17 27 34 35 55	16 23 35 44 68 71	EV
7	3	19:19	MTL	8 RECCHI	27 CORSON		8 22 25 27 35 43	10 14 16 23 68 71	EV

### MONTREAL CANADIENS

#	Per	Time	Player	PIM	Penalty
1	1	2:02	25 DAMPHOUSSE	2:00	Interference - Obstruction
2	1	6:32	25 DAMPHOUSSE	2:00	Interference - Obstruction
3	2	13:33	38 MALAKHOV	2:00	Interference - Obstruction

### PITTSBURGH PENGUINS

#	Per	Time	Player	PIM	Penalty
1	1	1:18	11 KASPARAITIS	2:00	Interference - Obstruction
2	1	1:59	5 WERENKA	2:00	Hi stick
3	2	6:34	5 WERENKA	2:00	Hi stick

#### GOALS BY PER.

	MTL	PIT
1	0	0
2	2	0
3	3	2
T	5	2

#### SHOTS ON GOAL

	MTL	PIT
1	11	13
2	13	8
3	5	13
T	29	34

#### PENALTIES-MIN

	MTL	PIT
1	2-4	2-4
2	1-2	1-2
3	0-0	0-0
T	3-6	3-6

#### POWERPLAY (GOALS-OPP)

	MTL	PIT
1	0-2	0-2
2	0-1	0-1
3	0-0	0-0
T	0-3	0-3
Time	4:03	4:03

#### GOALIES (GOALS-SHOTS AGAINST)

	1	2	3	T	Time
MTL(W) MOOG	0-13	0-8	2-13	2-34	60:00
PIT(L) BARRASSO	0-11	2-13	2-4	4-28	59:55
PIT EMPTY NET	0-0	0-0	1-1	1-1	

#### THREE STARS

1 MTL	8 RECCHI
2 MTL	35 MOOG
3 PIT	68 JAGR

by: Pittsburgh Media

#### OFFICIALS

Referee:	Michael McGeough
Linesman:	Brad Lazarowich
Linesman:	Randy Mitton



# En résumé / Event Summary

NHL No: 0126  
 Dim./Sun., 3 Mai/May 1998  
 7:30 PM ET @ Centre Molson  
 Assistance / Attendance 21,273  
**FINAL**



PITTSBURGH PENGUINS  
 M/G 6 Étr. / Away 3

CANADIEN DE MONTREAL  
 M/G 6 Dom. / Home 3

This NHL Game Report is provided courtesy of the NHL to members of the credentialed media for their exclusive use for news and editorial purposes only and not for any commercial purpose. Any reproduction, use or distribution of this material for a commercial purpose without the express written permission of the NHL is prohibited.

PITTSBURGH PENGUINS			+/-	T	P	LANCERS / SHOTS					LR	MG	MP	M%	PUN	MIN	MÉ	PP	R	LB
				TOI	SHF	1	2	3	OT	TS	MS	FW	FL	F%	PN	PIM	HT	TK	GV	BS
31	G	WREGGET, KEN		0:00																
35	G	BARRASSO, TOM		58:49																2
2	D	TAMER, CHRIS	E	13:25	13															1
4	D	HATCHER, KEVIN	-1	25:10	25	2		1		3	2						1			1
5	D	WERENKA, BRAD	-2	19:50	28						1				1	2	3			
10	C	FRANCIS, RON	E	24:45	25	1		3		4	1	15	8	65			2	1		
14	C	BARNES, STU	+1	22:08	24	1				1		10	8	55			1			
16	R	OLCZYK, ED	E	15:01	19	2				2	1	7	1	87						
20	C	LANG, ROBERT	-1	19:08	26			1		1	1	5	9	35						2
23	D	OLAUSSON, FREDRIK	-1	20:21	25	2		1		3	1									
24	R	MORAN, IAN	E	9:26	12							2	3	40	1	2				
29	C	WRIGHT, TYLER	E	2:00	3							1		100						
33	L	HICKS, ALEX	-1	9:44	11												1			
38	C	JOHANSSON, ANDREAS	E	3:51	7												2			
42	D	GRONMAN, TUOMAS	E	15:40	21												1			1
44	R	BROWN, ROB	-1	13:18	17			1		1							2			1
68	R	JAGR, JAROMIR	E	29:03	27		3	2		5	2									
71	D	SLEGR, JIRI	E	24:49	26			1		1	1						2			
82	C	STRAKA, MARTIN	-1	18:32	21							1		100					1	1
95	R	MOROZOV, ALEXEI	-1	10:24	14															
		EQUIPE / TEAM TOTALS	+10			8	3	10	0	21	10	41	29	59	3	8	16	1	7	3

CANADIEN DE MONTREAL			+/-	T	P	LANCERS / SHOTS					LR	MG	MP	M%	PUN	MIN	MÉ	PP	R	LB
				TOI	SHF	1	2	3	OT	TS	MS	FW	FL	F%	PN	PIM	HT	TK	GV	BS
35	G	MOOG, ANDY		59:56																2
60	G	THEODORÉ, JOSE		0:00																
3	D	ZALAPSKI, ZARLEY	E	3:27	6															
5	D	QUINTAL, STEPHANE	+2	9:13	16												1			
8	R	RECCHI, MARK	+1	23:12	27		2			2	2	4	6	40			2	1	1	
11	C	KOIVU, SAKU	+1	18:14	25	1	2	1		4	2						1		1	
17	L	BRUNET, BENOIT	E	18:03	27															2
22	D	MANSON, DAVE	+1	20:39	27		1			1					1	2			1	1
23	R	STEVENSON, TURNER	+1	10:03	17	2				2	1					2	4			
24	C	THORNTON, SCOTT	+1	2:38	5							2	2	50						
25	C	DAMPHOUSSE, VINCENT	E	19:34	26	1		2		3	1	12	14	48						
26	L	RUCINSKY, MARTIN	E	18:01	25		1			1							2	1	1	1
27	L	CORSON, SHAYNE	+1	22:28	28			3		3	1								1	1
28	C	BUREAU, MARC	E	18:02	27	1		2		3		10	19	34	1	2	2			
34	D	POPOVIC, PETER	E	24:47	27														2	5
38	D	MALAKHOV, VLADIMIR	E	28:45	31	1		1		2	1				1	2	1		3	
43	D	BRISEBOIS, PATRICE	E	25:38	27			1		1									2	2
44	L	HOGLUND, JONAS	+1	1:21	3		1			1										
49	L	SAVAGE, BRIAN	E	14:43	24						1	1		100	2	4			1	
55	D	ULANOV, IGOR	+1	11:50	15												2			
		EQUIPE / TEAM TOTALS	10			6	8	9	0	23	9	29	41	41	6	12	15	3	15	12

T = Temps de glace P = Présences LR = Lancers ratés MG = Misses en jeu gagnées MP = Misses en jeu perdues M% = Pourcentage de réussites mises en jeu  
 PUN = Punitions (nombre) MIN = Minutes punition MÉ = Misses en échec PP = Prise possession R = Ravivement LB = Lancers bloqués  
 TOI = Time On Ice SHF = # of Shifts MS = Missed Shots FW = Faceoffs Won FL = Faceoffs Lost F% = Faceoff Win Percentage  
 PN = Number of Penalties PIM = Penalty Minutes HT = Hits Given TK = Takeways GV = Giveaways BS = Blocked Shots

# Sommaire / Game Summary



**PITTSBURGH PENGUINS**  
M/G 6 Étr. / Away 3

NHL No: 0126  
Dim./Sun., 3 Mai/May 1998  
7:30 PM ET @ Centre Molson  
Assistance / Attendance 21,273  
**FINAL**



**CANADIEN DE MONTREAL**  
M/G 6 Dom. / Home 3

This NHL Game Report is provided courtesy of the NHL to members of the credentialed media for their exclusive use for news and editorial purposes only and not for any commercial purpose. Any reproduction, use or distribution of this material for a commercial purpose without the express written permission of the NHL is prohibited.

## SOMMAIRE / SUMMARY

B	Per	Temps	Club	But / Scorer	Aide / Assist	Aide / Assist	PIT	MTL	STR
1	2	9:27	MTL	8 RECCHI	11 KOIVU	27 CORSON	5 20 23 35 82 95	8 5 11 22 27 35	EV
2	2	14:36	MTL	44 HOGGLUND	23 STEVENSON		4 5 14 33 35 44	44 5 23 24 35 55	EV
3	3	6:52	MTL	11 KOIVU	8 RECCHI	27 CORSON	2 24 35 71 82	11 8 27 35 38 43	PP

### PITTSBURGH PENGUINS

#	Per	Temps	Joueur / Player	MIN	Punition / Penalty
1	1	12:23	24 MORAN	2:00	Holding
2	2	1:05	5 WERENKA	2:00	Interference
3	3	6:11	95 MOROZOV	2:00	Holding stick

### CANADIEN DE MONTREAL

#	Per	Temps	Joueur / Player	MIN	Punition / Penalty
1	1	16:07	23 STEVENSON	2:00	Interference
2	1	17:31	38 MALAKHOV	2:00	Cross check
3	2	3:15	22 MANSON	2:00	Tripping
4	2	9:46	28 BUREAU	2:00	Board check
5	3	10:35	49 SAVAGE	2:00	Interference - Obstruction
6	3	17:16	49 SAVAGE	2:00	Interference

#### Buts / Goals By Per.

	PIT	MTL
1	0	0
2	0	2
3	0	1
T	0	3

#### Lancers / Shots On Goal

	PIT	MTL
1	8	6
2	3	8
3	10	8
T	21	23

#### Punitions / Penalties-Min

	PIT	MTL
1	1-2	2-4
2	1-2	2-4
3	1-2	2-4
T	3-6	6-12

#### Avantage num./Powerplay (Buts/ Goals-Opp)

	PIT	MTL
1	0-2	0-1
2	0-2	0-1
3	0-2	1-1
T	0-6	1-3
Temps	12:00	4:41

#### Gardiens / Goalies (Buts / Goals - Lancers / Shots Against)

	1	2	3	T	Temps
PIT(L) BARRASSO	0-6	2-8	1-9	3-23	58:49
MTL(W) MOOG	0-8	0-3	0-10	0-21	59:56

#### 3 Etoiles / Three Stars

1 MTL	35	MOOG
2 MTL	11	KOIVU
3 MTL	23	STEVENSON

#### Officiels / Officials

Arbitre:	Bill McCrory
Juge de ligne:	Brad Lazarowich
Juge de ligne:	Nandy Milton

par / by: Mathias Blumet la presse