


PITTSBURGH PENGUINS



1968-69
PRESS
RADIO
& TV
GUIDE

ONE DOLLAR

PENGUINS 1968-69 HOME GAMES

1	PITTSBURGH	MONTREAL	SAT.	OCT. 12
2	PITTSBURGH	BOSTON	SAT.,	OCT. 19*
3	PITTSBURGH	CHICAGO	WED.,	OCT. 23
4	PITTSBURGH	ST. LOUIS	SAT.,	OCT. 26
5	PITTSBURGH	ST. LOUIS	WED.,	NOV. 6
6	PITTSBURGH	PHILADELPHIA	SAT.,	NOV. 9
7	PITTSBURGH	CHICAGO	THURS.,	NOV. 14
8	PITTSBURGH	NEW YORK	SAT.,	NOV. 16
9	PITTSBURGH	OAKLAND	THURS.,	NOV. 21
10	PITTSBURGH	LOS ANGELES	SAT.,	NOV. 23
11	PITTSBURGH	TORONTO	WED.,	NOV. 27
12	PITTSBURGH	DETROIT	WED.,	DEC. 4
13	PITTSBURGH	TORONTO	SUN.,	DEC. 8
14	PITTSBURGH	LOS ANGELES	SAT.,	DEC. 14
15	PITTSBURGH	MINNESOTA	SAT.,	DEC. 21
16	PITTSBURGH	DETROIT	WED.,	DEC. 25
17	PITTSBURGH	OAKLAND	SAT.,	DEC. 28
18	PITTSBURGH	MONTREAL	TUE.,	DEC. 31
19	PITTSBURGH	PHILADELPHIA	SAT.,	JAN. 4
20	PITTSBURGH	MINNESOTA	THURS.,	JAN. 9
21	PITTSBURGH	OAKLAND	SAT.,	JAN. 11
22	PITTSBURGH	MINNESOTA	THURS.,	JAN. 23
23	PITTSBURGH	TORONTO	SAT.,	JAN. 25
24	PITTSBURGH	ST. LOUIS	WED.,	JAN. 29
25	PITTSBURGH	PHILADELPHIA	SAT.,	FEB. 1
26	PITTSBURGH	NEW YORK	WED.,	FEB. 5
27	PITTSBURGH	LOS ANGELES	SAT.,	FEB. 8
28	PITTSBURGH	OAKLAND	SAT.,	FEB. 15
29	PITTSBURGH	MONTREAL	SUN.,	FEB. 16
30	PITTSBURGH	BOSTON	WED.,	FEB. 19
31	PITTSBURGH	DETROIT	SAT.,	FEB. 22
32	PITTSBURGH	CHICAGO	THURS.,	FEB. 27
33	PITTSBURGH	ST. LOUIS	WED.,	MAR. 5
34	PITTSBURGH	NEW YORK	SAT.,	MAR. 8
35	PITTSBURGH	BOSTON	WED.,	MAR. 19
36	PITTSBURGH	MINNESOTA	SUN.,	MAR. 23
37	PITTSBURGH	LOS ANGELES	WED.,	MAR. 26
38	PITTSBURGH	PHILADELPHIA	SUN.,	MAR. 30

Starting Times: 8:00 P. M. Except Sundays

Ticket Prices: Reserved—\$6.00, \$5.00, \$4.50, \$3.50

Gen. Adm.—\$2.50

*Televised Game—WTAE-TV, Channel 4

THE PITTSBURGH *Penguins*

1968-69

Press, Radio and TV Guide

Edited by

JOE GORDON

Published by

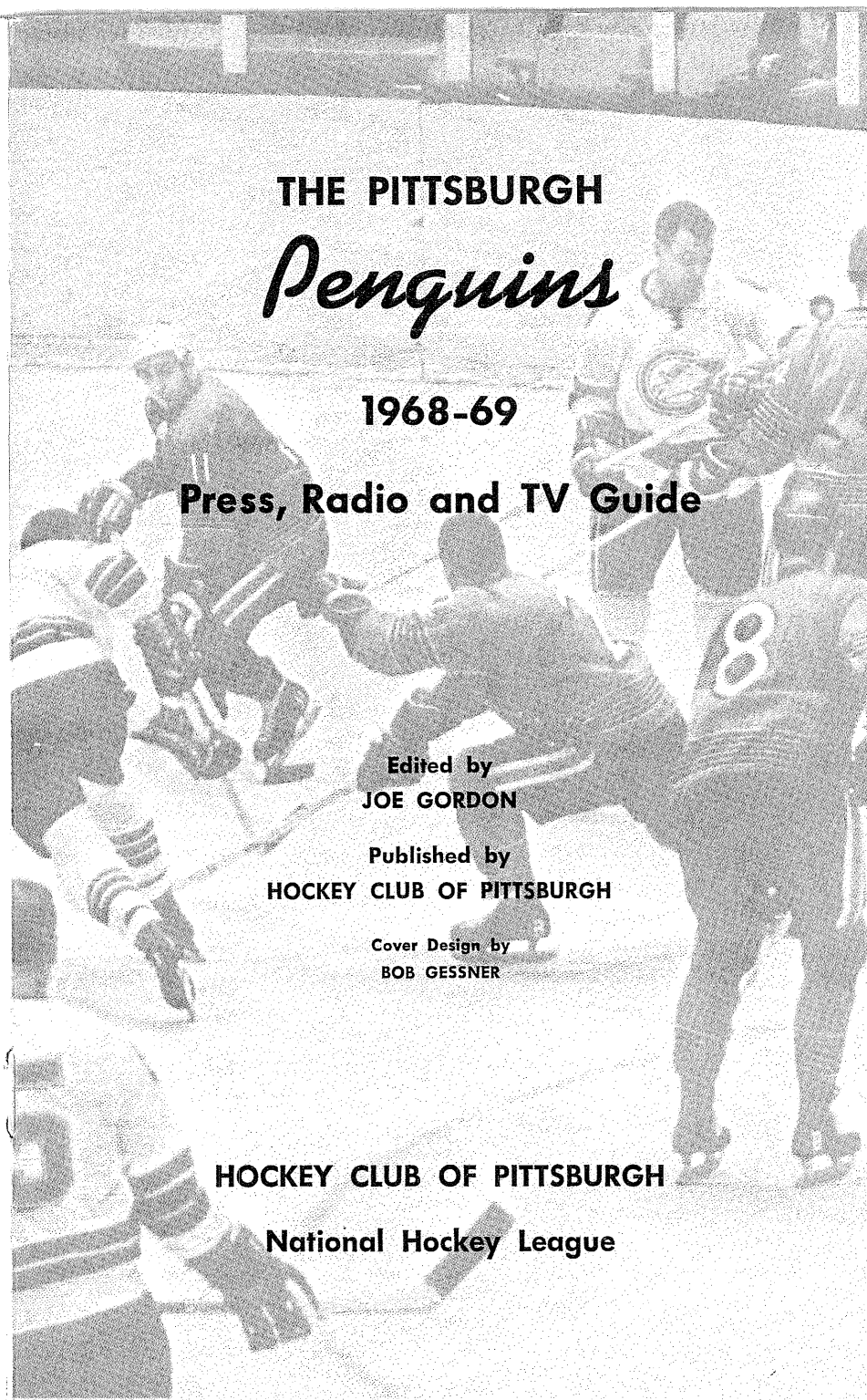
HOCKEY CLUB OF PITTSBURGH

Cover Design by

BOB GESSNER

HOCKEY CLUB OF PITTSBURGH

National Hockey League



HOCKEY CLUB OF PITTSBURGH

BOARD OF DIRECTORS

Donald H. Parsons
Chairman of the Board

George B. Kilborne
Vice Chairman of the Board

Thomas H. Wagner
Vice Chairman of the Board

Charles F. Adams

W. D. George III

W. Russell G. Byers

H. John Heinz III

Gerald H. Daugherty

James C. Holmes

Herbert M. Fisher

Don R. Learned

Horace C. Ford

Jack E. McGregor

Stephen C. Miller

President.....	Jack E. McGregor
Executive Vice President.....	Gerald H. Daugherty
Vice President and General Manager.....	Jack Riley
Treasurer.....	Kent D. Bowen
Coach.....	George "Red" Sullivan
Public Relations Director.....	Joe Gordon
Director of Sales.....	Harry Dangerfield
Assistant Director of Sales.....	Marv Parliament
Bookkeeper.....	Hazel Buehrig
Ticket Manager.....	Evi Metcalf
Administrative Secretary.....	Dawna Urbanic
Public Relations Secretary.....	Jill Lubin
Trainer.....	Ken Carson
Assistant Trainer.....	Ron Junkin
Chief Scout.....	Edgar "Chirp" Brenchley
Team Physician.....	Dr. John Best
Team Dentist.....	Dr. Robert S. Gray
Executive Offices.....	Civic Arena
Telephone (Office and Rink).....	AC 412, 261-4010
Home Ice.....	Civic Arena
Seating Capacity.....	12,580
Location of Press Box.....	Upper Section, First Loge—Center Ice
Dimensions of Rink.....	205 feet by 85 feet
Nickname.....	Penguins
Club Colors.....	Light Blue, Dark Blue and White
Play-by-Play Broadcaster.....	Ed Conway

DONALD H. PARSONS
Chairman of the Board



Donald H. Parsons heads the group of investors who entered the Pittsburgh professional sports scene in the spring of 1968. He and eight associates purchased controlling interest in the Penguins from the original 20-man syndicate. Eighteen of the 20 still retain a share of ownership in the Club.

Mr. Parsons has quickly and effectively plunged into his newest venture. As a member of the Board of Governors, the governing body of the National Hockey League, he has assumed an active administrative role in the business affairs of the League. He is serving on the Board's Finance Committee and the Owner-Player Council.

A dynamic, aggressive individual, Mr. Parsons is making his initial venture into the sports world. If he is as successful in hockey as he has been in law, banking and numerous undertakings, the sports fans of the Pittsburgh area will enjoy winning hockey teams for many years.

As a native of Philadelphia, Mr. Parsons attended The Haverford School outside of Philadelphia before entering Yale University where he received his Bachelor of Arts degree in 1952. He continued his higher education at the University of Michigan, earning degrees in law and business administration.


Since 1956 he has been a member of the Michigan Bar Association. He is currently the senior partner in a law firm with offices in Detroit, Birmingham, Michigan and Washington, D. C.

Mr. Parsons is Chairman of the Board of the Bank of the Commonwealth of Detroit and of the Industrial State Bank and Trust Company of Kalamazoo. He is now a Director of the Bank of Lansing and the Muskegon Bank and Trust Company and is a former Board Chairman of both banks as well as the Birmingham Bloomfield Bank. He is Chairman of the Board of Creative Capital Corporation, a licensed small business investment company, and Chairman of the Board of COMAC Company, a management consulting firm.

Mr. Parsons was the recipient of the Distinguished Service Award of the Birmingham Junior Chamber of Commerce, being named "Young Man of the Year of 1964", and is a board member of the Economic Club of Detroit. He is an honorary member of Alpha Kappa Psi business fraternity. He is also a Director of the Neighborhood Service Organization and ACCORD, Inc.

A resident of Birmingham, Michigan, Mr. Parsons married the former Sarah Caswell Angell of Ann Arbor in 1954. They have three children, two sons and a daughter.

JACK E. MCGREGOR
President



Two things amaze people about Jack E. McGregor, the Penguins' president. The first is how he has accomplished so much in such a short time and at such a young age (34). The second is how he finds time to do everything his hectic schedule demands.

The Penguins share Jack McGregor with the Pennsylvania Senate and numerous other interests and endeavors. He is now in his second term as a Senator, winning his initial try at public office in 1962. At age 28 he became the second youngest man in the history of the Commonwealth to be elected a member of that body. This was accomplished in spite of a great registration deficit. He was easily re-elected in 1966.

No single individual did more to bring big league hockey to Pittsburgh than Senator McGregor. A law school classmate, Peter H. Block, rekindled the senator's boyhood interest in the sport when it was learned the National Hockey League planned to expand. Between the two attorneys, they sold the NHL's Board of Governors and League President Clarence Campbell on Pittsburgh and engineered the financing of the multi-million dollar project. Through all of these involved negotiations, Senator McGregor's resourcefulness was of immeasurable help.

When the Senate is not in session, the Senator is always in his Pittsburgh office at the Civic Arena where he conducts both hockey and state business with remarkable efficiency and no conflict whatsoever. As the executive head of the hockey team, he coordinates all phases of the operation, doing more than his share of groundwork in getting new projects underway.

His honors have been many, both on a local and national level. The Pittsburgh Junior Chamber of Commerce tapped him as the "Man of the Year in Business" in 1966. In 1964 the United States Junior Chamber of Commerce selected him as one of the Outstanding Young Men in America, and two years later the Eagleton Institute of Politics at Rutgers University named him one of the 36 outstanding state legislators in the country.

A native of the Pittsburgh district, Senator McGregor attended Wilkesburg High School prior to entering Yale University where he obtained his B.S. degree. He is a graduate of the Pitt Law School where he ranked first in the class of 1962.

The Senator spent three years in the Marine Corps and received his honorable discharge as Captain in the Marine Corps Reserve.


He is married to the former Carol Dangerfield of Edgewood. They have four children, three daughters and a son, and live in Edgewood.

THOMAS H. WAGNER
Vice Chairman of the Board
and Managing Partner

Thomas H. Wagner has had a varied and distinguished career in the world of business and industry. Presently he is the president of the COMAC Company, a Birmingham, Michigan consulting organization. He is also an officer and director of many successful Michigan enterprises.

A native of Marquette, Michigan, the 53-year old Mr. Wagner attended the University of Michigan and graduated with high honors in 1937. While at the University, he was elected to four national scholastic honorary societies in recognition of his outstanding classroom work.

The father of a son and daughter who are both active in collegiate hockey, Tim the ice version at Ithaca and Dorothy Ann on the field at Manhattan, Mr. Wagner lives with his wife, Ruth, in Bloomfield Hills, Michigan.




GEORGE B. KILBORNE
Vice Chairman of the Board
and Managing Partner

George B. Kilborne, 38, is a native of Bedford Village, New York. He was educated at the Choate and received his Bachelor of Arts degree from Yale University.

After leaving the Navy as Lieutenant J. G., he entered the textile field in New York City. In 1961 he moved to Birmingham, Michigan, and founded the Business Research Corporation which specializes in financial consulting and investment analysis. In 1967 Mr. Kilborne combined many of Business Research Corporation's operations with the COMAC Company.


As President of several companies and Chairman of two Michigan banks, Kilborne is also Director of the Central Business District Association of Detroit and a member of the Board of Governors of the National Association of Small Business Investment Companies.

Mr. Kilborne is married to the former Lucie Wheeler Peck of Palm Beach, Florida. The Kilbornes live in Birmingham and have three children.



GERALD H. DAUGHERTY
Member of the Board of Directors
and Executive Vice President

Gerald H. Daugherty is a certified public accountant who began his business career with the international CPA firm of Touche, Ross, Bailey and Smart after graduating with honors from his hometown University of Detroit. He was associated with American Motors for five years where he was the Company's Chief Accountant. In 1965 Mr. Daugherty joined Business Research Corporation, the forerunner of the COMAC Company, and is now a Vice President with that firm. An active sportsman, in addition to his interest in hockey, Mr. Daugherty participates in tennis, skiing and sailing. He and his wife, Ruth, have five children and they live in Beverly Hills, Michigan.



JACK RILEY
General Manager



In his first season as a general manager in the National Hockey League, Jack Riley showed he was not afraid to make a move. As a result, he has quickly gained a reputation among his NHL colleagues as a master trader and one to be dealt with cautiously.

Although the Penguins barely missed the playoffs last season, it scares one to think where they might have finished if their 49-year old GM had relied on just the players obtained in the expansion draft. When Pittsburgh played its final game of the 1967-68 campaign, there were eight players in the lineup who were not involved in the draft.

Most of these players were key performers and leaders in the late, but futile bid for a playoff berth. Binkley, McCallum, Ubriaco, Andrea, Hicks, etc. were acquired by means other than the expansion grab-bag. Undoubtedly, Riley's best move was the one which brought Les Binkley to Pittsburgh. Along with three defensemen, all of whom saw service with the Penguins, the veteran hockey executive purchased the unheralded netminder from Cleveland for a total cash outlay of barely more than a single player commanded in the draft. Binkley blossomed into the equal of any goalie in the West Division.

During the summer, Riley was again very active in his quest to bolster the Penguins. Center was Pittsburgh's weak spot last season and he picked up three veteran NHL pivotmen in Lou Angotti, Wally Boyer and Charley Burns. Youth was injected when Jean Pronovost and John Arbour were bought from Boston.

Unlike some of his West Division counterparts, all of Jack's bartering has been accomplished without giving up any future amateur draft choices. This will bear fruit in the first universal draft set for 1970.

Jack Riley's long career in hockey has not been an easy one. From his playing days to his present high administrative rank, he has made all the stops along the way.

Dedicated, efficient and realistic properly describe Jack Riley. These attributes have served him well and led to success in all of his hockey endeavors.

Next on the agenda is a playoff team. Jack is confident that this season's Penguins are greatly improved over the initial Pittsburgh entry and should accomplish this modest desire.

Jack and his wife, Jeanne, have three children. Sons John and Tom are college graduates and Barbara attends elementary school in Mt. Lebanon.

GEORGE JAMES (RED) SULLIVAN
Coach



Every coach has trouble accepting defeat. Red Sullivan is no exception, but seems to take it harder than most. And last season may have hurt the most since Sully hung up his skates and went behind the bench.

It was a frustrating season, as all losing ones are, and ended on a bitter note. Apparently out of contention for a playoff berth with two weeks remaining in the regular season, Red saw his Penguins rally dramatically by going unbeaten in their final five games only to taste elimination the night before the season ended. Just six points separated Pittsburgh from the first place team, yet there was no consolation as they missed Stanley Cup play by two points.

A little hungrier than he was last season and certainly more determined, Sullivan is back for another chance at leading an NHL team into the playoffs for the first time.

Red Sullivan coaches the way he played — hard. As a player, Red called on every bit of talent he possessed and worked as hard as he could to stay in the NHL for nine seasons.

He expects the same from his players and, even though he realizes that not every hockey player is cut from the same mold he was, his teams are known for their spirited, aggressive play.

Sullivan played 14 years of professional hockey and performed for Boston, Chicago and New York in the NHL. He still holds the American League record of 119 points in a single season.

Kitchener of the Eastern Professional Hockey League was Red's first coaching stop. Another half season with Baltimore of the AHL and he was tapped to replace Doug Harvey with the New York Rangers.

Although many of the current Ranger stars broke into the NHL under Sullivan, he could not produce a winner in New York and was replaced after approximately three years. He remained with the Ranger organization as a super scout until named to the Pittsburgh post.

A native of Peterborough, Ontario, Red and his charming wife, Marion, have established a permanent home in suburban Mt. Lebanon, Pa. They have three daughters and a son.

Like his boss Jack Riley, Red is confident that this season's team is better than the first one iced by the Penguins. He feels a playoff berth is probable. It is safe to say, that Red Sullivan will do more than his share in accomplishing this modest goal.

PITTSBURGH PENGUINS — 1968-69 ROSTER

"CHIRP" BRENCLEY

Chief Scouts


When Rudy Migay was named the coach of the Penguins' Amarillo farm club, Edgar "Chirp" Brenckley doubled his scouting area and will be responsible for all of Canada instead of just the Eastern sector. Of course, he will have a staff of assistants and "bird dogs" to aid him in compiling a complete book on Canada's promising amateurs. With the universal draft going into effect in 1970, his task becomes all the more important. "Chirp" is a former British Olympic star and scored the winning goal in the final game of the 1936 games. On this side of the Atlantic, he has made his mark in the amateur ranks as a topflight coach and scout. General Manager Jack Riley frequently uses Brenckley on special assignments.



KEN CARSON

Head Trainer


The best judges of a trainer's value are the coach and players with whom he works. To a man, the Penguins have nothing but praise for Ken Carson and feel he is as good as any trainer in hockey. Although still a very young man at the age of 26 and now is in his second year with Pittsburgh, Ken has seven seasons of experience in his highly specialized field. Four years of Junior "A" and two campaigns in the pro ranks prepared him for the NHL. In the off-season, he manages a golf club in Niagara Falls, Ontario where he lives with his wife, Jean, and their four children.




RON JUNKIN

Assistant Trainer

The man who makes it possible for Ken Carson to do his job well is assistant trainer, Ron Junkin. "Junk" is 24 years old, single and a native of Bobcaygeon, Ontario. As a youngster, he was a goaltender and reached the level of Junior "B". During the summers he works in his hometown as a clerk in a liquor store.



GOAL	Hgt.	Wgt.	Age	BIRTHPLACE	1967-68 CLUB
BINKLEY, LES	6'	175	32	Owen Sound, Ont.	Pittsburgh
DALEY, JOE	5'10"	163	25	Winnipeg, Man.	Baltimore
EDWARDS, MARV	5'8"	160	33	St. Catharines, Ont.	Portland
DEFENSEMEN					
ARBOUR, JOHN	5'11"	194	23	Niagara Falls, Ont.	Boston Okla. City
BOIVIN, LEO	5'7"	185	36	Prescott, Ont.	Pittsburgh
HUNT, LES	5'10½"	183	31	Schreiber, Ont.	Baltimore
LANYON, TED	5'11"	170	29	Winnipeg, Man.	Pittsburgh Baltimore
McCALLUM, DUNC	6'1"	193	28	Flin Flon, Man.	Pittsburgh Baltimore
MATTIUSI, DICK	5'10"	185	30	Smooth Rock Falls, Ont.	Pittsburgh Baltimore
PRICE, NOEL	6'	185	32	Brockville, Ont.	Pittsburgh
SPEER, BILLY	5'11"	205	26	Lindsay, Ont.	Pittsburgh Baltimore
WOYTOWICH, BOB	6'1"	190	27	Winnipeg, Man.	Minnesota
CENTER					
ANGOTTI, LOU	5'10"	170	30	Toronto, Ont.	Philadelphia
BOYER, WALLY	5'8"	165	31	Cowan, Man.	Oakland
BURNS, CHARLIE	5'11"	170	32	Detroit, Mich.	Oakland
INGARFIELD, EARL	5'11"	185	34	Lethbridge, Alta.	Pittsburgh
SWAIN, GARY	5'9"	160	20	Welland, Ont.	Niagara Falls
LEFT WING					
DEA, BILLY	5'7"	170	35	Edmonton, Alta.	Pittsburgh
DILLABOUGH, BOB	5'11"	165	27	Belleville, Ont.	Pittsburgh Baltimore
FONTEYNE, VAL	5'9"	155	34	Wetaskiwin, Alb.	Pittsburgh
McCREARY, KEITH	5'10"	175	28	Sundridge, Ont.	Pittsburgh
UBRIACO, GENE	5'8"	165	30	Sault Ste. Marie, Ont.	Pittsburgh Baltimore
RIGHT WING					
ANDREA, PAUL	5'10"	174	27	N. Sydney, N. S.	Pittsburgh
HICKS, WAYNE	5'11"	185	31	Aberdeen, Wash.	Pittsburgh Philadelphia Quebec
LECAINE, BILL	6'	175	30	Moose Jaw, Sask.	Baltimore
PRONOVOST, JEAN	5'11"	180	22	Shawinigan Falls, Que.	Oklahoma City
SCHINKEL, KEN	5'10"	172	35	Jansen, Sask.	Pittsburgh



PAUL ANDREA

Born, No. Sydney, Nova Scotia
July 31, 1941

Right Wing Shoots Left

5'10" 174 lbs.

Last Amateur Club:
Guelph Royals (Jrs.)

Handsome Paul Andrea is a specialist in an age of specialization. He sees most of his game action when the Penguins have a manpower advantage. Almost half of his 11 goals last season came on the power play. Five times he connected, which made him the team's number two man in this department.

Scoring is no novelty to Andrea. He does this better than anything else. His minor league record proves it. Twice in his career he has registered 37 goals and in both of those seasons added better than 40 assists.

A hockey oddity in that he is a right wing who shoots left handed, Paul knows what to do with the puck around the net. He also is a good playmaker who has the knack of spotting the open man and getting the puck to him.


Andrea came to the Penguins from the New York Rangers in the trade which sent third draft choice, Larry Jeffrey, to the Broadway Blues. Most of his career in the Ranger organization was spent in the Central League and in his last four seasons there scored 126 goals.

A handy man to have around, Andrea must improve his skating and checking to take a regular turn.

Paul is married and lives in North Sydney, Nova Scotia. He and his wife, Paula, a registered nurse, have two boys and a girl.

Season	Club	Lea.	Regular Schedule					Playoffs				
			GP	G	A	TP	PIM	GP	G	A	TP	PIM
1960-61	Kitchener-Waterloo	EPHL	2	0	0	0	0
1961-62	Kitchener-Waterloo	EPHL	16	4	0	4	8	7	2	2	2	4
1961-62	Vancouver	WHL	24	4	1	5	8	7	2	2	4	2
1962-63	Sudbury	EPHL	28	9	10	19	8	8	2	1	3	4
1963-64	St. Paul	CPHL	72	27	30	57	12	11	2	2	4	2
1964-65	St. Paul	CPHL	65	25	39	64	8	11	3	4	7	0
1965-66	New York	NHL	4	1	1	2	0
1965-66	Minnesota	CPHL	64	37	43	80	12	7	1	3	4	2
1966-67	Omaha	CPHL	69	37	46	83	22	12	6	7	13	2
1967-68	Pittsburgh	NHL	65	11	21	32	2
NHL Totals			69	12	22	34	2





LOU ANGOTTI

**Born, Toronto, Ontario
January 16, 1938**

Center Shoots Right

5'9" 170 lbs.

**Last Amateur Club:
Michigan Tech. University**

One of the most welcome additions to the Penguins is Center Lou Angotti who was obtained from Philadelphia during the off-season.

Center was Pittsburgh's weakest position last year, but Angotti brings talent, experience and a winning spirit to the Penguins. He produced 47 points while helping the Flyers take the Western Division crown.

The Penguins acquired Angotti in a three-team deal which sent Ab McDonald to St. Louis. Philadelphia picked him in the fourth round of the expansion draft from Chicago. He was a member of the Black Hawks' 1966-67 regular season championship club.


Angotti is fast and a superior playmaker who should strengthen the Pittsburgh attack. It is obvious the Penguins are expecting a big season from Lou because they parted with McDonald, a 22-goal scorer last year, to get him.

Although most professional hockey players begin their careers at an early age, Angotti did not start until he attended a Toronto high school. He earned All-American recognition at Michigan Tech University where he graduated in 1962. After less than two seasons with Rochester of the American Hockey League, he broke into the NHL with New York in 1964-65.

Lou, his wife, Ann and two boys make their home in Toronto. His hobbies are golf and tennis.

Season	Club	Regular Schedule						Playoffs				
		Lea	GP	G	A	GP	G	A	TP	PIM		
1962-63	Rochester	AHL	39	16	15	31	19	1	0	0	0	0
1963-64	Rochester	AHL	60	15	30	45	28	2	1	1	2	0
1964-65	NY Rangers	NHL	70	9	8	17	20
1965-66	St. Louis	CPHL	8	10	8	18	4
1965-66	NY Rangers	NHL	21	2	2	4	2
	Chicago	NHL	30	4	10	14	12	6	0	0	0	2
1966-67	Chicago	NHL	63	6	12	18	21	6	2	1	3	2
1967-68	Philadelphia	NHL	70	12	37	49	35
		NHL Totals	577	137	164	302	213					





JOHN ARBOUR

Born, Niagara Falls, Ontario
September 28, 1945

Defense Shoots Left

5'11" 194 lbs.

Last Amateur Club:
Niagara Falls, Ont. (Jrs.)

The Penguins added two youngsters to help them in their bid for a Stanley Cup playoff berth this season. One of them is John Arbour, who brings a winning history to Pittsburgh.

Boston, realizing it could not protect its large pool of outstanding prospects at the draft last summer, sold Arbour and Right Wing Jean Pronovost to Pittsburgh for a price that exceeded the \$30,000 draft price for each player.


Arbour, only 23, is the rugged type of defenseman who is willing to get tough on the ice. The Penguins, who had their shortcomings on defense, are relying on him to make opposing players more cautious around the Pittsburgh net.

While with Oklahoma City in the Central Professional Hockey League the past two years, he accounted for 35 penalty minutes and helped the club gain two regular season titles and a playoff championship. He was named to the CPHL All-Star squad last season.

As an amateur, John played on the 1964-65 Niagara Falls club which captured the Memorial Cup, symbolic of junior amateur supremacy in Canada.

Arbour, 5'11" and 195 pounds, stays fit by farming during the summer. He also enjoys fishing and boating. He and his wife, Jean Marie, have one daughter. They reside in Chippawa, Ontario.

Season	Club	Lea	Regular Schedule					Playoffs				
			GP	G	A	TP	PIM	GP	G	A	TP	PIM
1965-66	Boston	NHL	2	0	0	0	0
1965-66	Oklahoma City	CPHL	3	0	0	0	0	3	0	0	0	0
1966-67	Oklahoma City	CPHL	67	3	21	24	140	9	0	1	1	11
	NHL Totals		2	0	0	0	0





LES BINKLEY

Born, Owen Sound, Ontario
June 6, 1935

Goaltender Shoots Right

6' 175 lbs.

Last Amateur Club:
Toledo Mercurys (Sr.)


It took Les Binkley a long time to get a chance in the NHL and when it came the 32-year old goaltender was more than equal to the task. He turned in a sparkling job in his rookie season, posting a 2.88 goals against mark and recording six shutouts in 54 games. The latter figure tied him with Cesare Maniago of Minnesota for the West Division lead. Only two other NHL goalies played more minutes than Les.

Of all the things that happened in the first year of expansion, Coach Red Sullivan feels Binkley's play was the most gratifying. More than once Red has proclaimed Les the best goaltender in the West Division. "The game he played in Boston when we beat them, 1-0, was the best performance I ever saw by a goalkeeper," Sully has repeatedly said.

Binkley, who started out in pro hockey as a trainer, played five years with Cleveland in the American League before being purchased by the Penguins shortly before the start of the 1966-67 season. While waiting for the Penguins to go into action, he played at San Diego and was a Second Team Western League All Star selection despite playing with a last place club. It was the third time during his minor league career that he received such recognition.

Cool and confident in the net, "Bink" was the first pro goaltender to wear contact lenses on the ice. He is strong on fundamentals with quick reflexes and a standup style of goaltending.

Les and his wife, Eleanor, make their off-season home in Walkerton, Ontario. They have two children, a boy and a girl.



Season	Club	Lea.	Regular Schedule				Playoffs			
			GP	GA	SO	GAPG	GP	GA	SO	GAPG
1958-59	Cleveland	AHL	1	3	0	3.00
1960-61	Cleveland	AHL	8	11	0	1.38	4	18	0	4.50
1961-62	Cleveland	AHL	60	181	5	3.02
1962-63	Cleveland	AHL	63	203	4	3.22	7	22	1	3.14
1963-64	Cleveland	AHL	65	180	3	2.77
1964-65	Cleveland	AHL	40	152	0	3.91
1965-66	Cleveland	AHL	66	192	2	2.93	12	27	1	2.33
1966-67	San Diego	WHL	53	190	1	3.56
1967-68	Pittsburgh	NHL	54	151	6	2.88
		NHL Totals	54	151	6	2.88



LEO BOIVIN

Born, Prescott, Ontario
August 2, 1932

Defense Shoots Left

5'7" 185 lbs.

Last Amateur Club:
Port Arther West End Bruins
(Jr.)

One of the last of the "old school" defensemen, Leo Boivin is in his 16th NHL season.

In an age when the accent is on speed in hockey, he continues to be prominent as one of the game's most punishing checkers. Boivin, the mainstay of the Penguin defense, led the club in penalty minutes with 74 while playing 73 games and topped the 1,000 game mark last season. His nine goals were his second highest NHL total.

He is small, only 5-7, but carries 185 pounds on his sturdy frame. A good rusher, Leo even played part of a season as a left wing when he was with the Boston Bruins. He did a good job, producing 10 goals and 14 assists. With 282 career points, he could pass the 300 mark sometime during the present campaign.

A solid team player who always places the club's best interests before his own, Leo is still waiting to play on his first Stanley Cup champion. Three years ago, he reached the final round while with Detroit, but Montreal ruined a great series for him by capturing the title. However, he does have at least one pro playoff championship to his credit. That came in his first and only minor league season when he was a member of the old Pittsburgh Hornets and the team won its first Calder Cup in 1951.

Boivin, his wife, Patricia, and three boys make their off-season home in Prescott, Ontario where he operates a hockey school.

Season	Club	Lea.	Regular Schedule					Playoffs				
			GP	G	A	TP	PIM	GA	TP	PIM		
1951-52	Pittsburgh	AHL	30	2	3	5	32	10	0	1	1	16
1951-52	Toronto	NHL	2	0	1	1	0
1952-53	Toronto	NHL	70	2	13	15	97
1953-54	Toronto	NHL	58	1	6	7	81	5	0	0	0	2
1954-55	Toronto	NHL	7	0	0	0	8
	Boston	NHL	59	6	11	17	105	5	0	1	1	4
1955-56	Boston	NHL	68	4	16	20	80
1956-57	Boston	NHL	55	2	8	10	55	10	2	3	5	12
1957-58	Boston	NHL	33	0	4	4	54	12	0	3	3	21
1958-59	Boston	NHL	70	5	16	21	94	7	1	2	3	4
1959-60	Boston	NHL	70	4	21	25	66
1960-61	Boston	NHL	56	6	17	23	50
1961-62	Boston	NHL	65	5	18	23	70
1962-63	Boston	NHL	62	2	24	26	48
1963-64	Boston	NHL	65	10	14	24	42
1964-65	Boston	NHL	67	3	10	13	68
1965-66	Boston	NHL	46	0	5	5	34
	Detroit	NHL	16	0	5	5	16	12	0	1	1	16
1966-67	Detroit	NHL	69	4	17	21	78
1967-68	Pittsburgh	NHL	73	9	13	22	74
NHL Totals			1012	63	219	282	1120					





WALLY BOYER

Born, Cowan Man.
September 27, 1937

Center Shoots Left

5'8" 165 lbs.

Last Amateur Club:
Toronto Marlboros (Jrs.)

Jack Riley's main project during the off-season was to fill the gap at center ice. One of the men acquired is Wally Boyer, a veteran of 11 pro campaigns.

Since the end of last season Wally has really been a man on the go. He played for Oakland last season and was traded shortly after the campaign ended to Montreal. At the annual June meetings, the Stanley Cup champions dispatched him to Pittsburgh for Defenseman All MacNeil. To make the off-season transactions all the more noteworthy, it marked the second time Wally has been owned by Montreal and he has yet to play a single game for Les Canadiens.

Boyer got into the winning habit early in his hockey career when he played for the Memorial Cup champion Toronto Marlboros in 1956. He was also a member of the Chicago Black Hawks when they won their only regular season championship in 1966-67.


This season, Boyer is working for his old boss, Jack Riley. Wally was a member of the Rochester Americans while Riley, now the Penguin general manager, held the same post in the Rochester front office.

At 5'8", 165 pounds, Boyer is on the small side, but more than compensates for his physical shortcomings with aggressive, hustling play. Like most hockey players, Wally plays a lot of golf in the summer. He makes his home in Cowan, Manitoba, with his wife, Barbara, and their two children.



Season	Club	Lea.	Regular Schedule					Playoffs				
			GP	G	A	TP	PIM	GP	G	A	TP	PIM
1958-59	Ch-Royals	QHL	28	3	7	10	8	4	0	0	0	0
1958-59	N. W'minster	WHL	27	5	5	10	0
1958-59	Hershey	AHL	4	0	1	1	2
1959-60	Sudbury	EPHL	70	23	42	65	36	11	2	4	6	4
1960-61	Rochester	AHL	70	24	33	57	31
1961-62	Rochester	AHL	67	20	21	41	67	2	0	0	0	0
1962-63	Springfield	AHL	66	28	45	73	59
1963-64	Rochester	AHL	52	20	19	39	35	2	1	0	1	2
1964-65	Rochester	AHL	70	20	41	61	28	10	2	4	6	4
1965-66	Rochester	AHL	19	3	10	13	13
1965-66	Toronto	NHL	46	4	17	21	23	4	0	1	1	0
1966-67	Portland	WHL	17	7	6	13	10
1966-67	Chicago	NHL	42	5	6	11	15	1	0	0	0	0
1967-68	Oakland	NHL	74	13	20	33	44

NHL Totals 162 22 43 65 82 5 0 1 1 0



CHARLIE BURNS

Born, Detroit, Mich.
February 14, 1936

Center Shoots Left

5'11" 170 lbs.

Last Amateur Club:
Whitby Dunlops (Srs.)

Charlie Burns is versatile--and distinctive. He is a center-left wing who is a good penalty killer. He also is American-born and wears a metal plate in his head.

Burns, drafted from the Oakland Seals at the annual NHL meeting in Montreal last June, is one of the few hockey players born in this country (Detroit), who have reached the big league.


His hockey career almost ended while he was an amateur. He suffered a fractured skull during a practice session in 1954. Burns returned to the ice in 1956 and helped the Whitby Dunlops win the world amateur title.


Charlie spent the 1958-59 campaign with Detroit and later played four years with the Boston Bruins. His best season was 1960-61 when he registered 15 goals and 26 assists at Boston.

After a four-year stay at San Francisco of the Western Hockey League, Burns came back to the NHL with the Oakland Seals. He turned down a minor league coaching position to try out for the team.

Burns required a back operation after the 1965-66 season in order to continue playing.

Season	Club	Lea	Regular Schedule					Playoffs				
			GP	G	A	TP	PIM	GP	G	A	TP	PIM
1958-59	Detroit	NHL	70	9	11	20	32
1959-60	Boston	NHL	62	10	17	27	46
1960-61	Kingston	EPHL	8	3	6	9	4
1960-61	Boston	NHL	62	15	26	41	16
1961-62	Boston	NHL	70	11	17	28	43
1962-63	Boston	NHL	68	12	10	22	13
1963-64	San Francisco	WHL	68	33	36	69	27	11	1	3	4	2
1964-65	San Francisco	WHL	51	27	36	63	19	7
1965-66	San Francisco	WHL	40	10	35	45	26	6	1	5	6	0
1966-67	California	WHL	71	22	38	60	29	6	0	0	0	9
1967-68	Oakland	NHL	73	9	26	35	20
NHL Totals			405	66	107	173	170





JOE DALEY

Born, Winnipeg, Manitoba
February 20, 1943

Goaltender Shoots Left

5'10" 163 lbs.

Last Amateur Club:
Johnstown (EHL)

In Pittsburgh's long range plans, Joe Daley appears headed for the job as the No. 1 goalie.

The Penguins made a surprise choice when they selected Daley in the first round of the special goaltender draft for the expansion clubs. Young and talented, Joe has been the subject of many inquiries by opposing clubs interested in acquiring his services.

Joe is a product of the Detroit farm system. He has been nursed along very carefully, both by the Red Wings and now with the Penguins. At each stop along the way, he has shown improvement and when the call comes should benefit from this experience. Prior to the present season, the little netminder had not played a single game in the NHL.

Daley spent all of last season with Baltimore in the American League so that he could play regularly. His goals against average (3.49) was the highest of his career. However, the Clippers were weak defensively and finished out of the playoffs.

When Joe finally reaches Pittsburgh, he will be no stranger to the local fans. On two separate occasions he saw brief service with the old minor league Hornets.

If it takes travel to acquire experience, Daley should have no trouble qualifying on that score. Since leaving his native Winnipeg to pursue a career in hockey, the little netminder has worn the colors of seven different home teams. Although he will not be 26 until February, he should be about ready to settle down in one town for future winters.

Joe still makes his off-season home in Winnipeg where he keeps in shape by playing golf and baseball during the summer. He is married and he and his wife, Darlene, have a young son.

Season	Club	Lea.	Regular Schedule				Playoffs			
			GP	GA	SO	GAPG	GP	GA	SO	GAPG
1961-62	Sudbury	EPHL	1	6	0	6.00
1962-63	Cincinnati	CPHL	1	3	0	3.00
1963-64	Pittsburgh	AHL	2	7	0	3.50	2	6	0	3.00
1965-66	Memphis	CPHL	67	202	2	3.15
1965-66	San Francisco	WHL	7	17	2	2.43
1966-67	Pittsburgh	AHL	16	43	0	2.72
	Memphis	CPHL	49	169	0	3.34	7	27	0	3.86
1967-68	Baltimore	AHL	56	192	2	3.49





BILLY DEA

Born, Edmonton Alberta
April 3, 1933

Left Wing Shoots Left

5'7" 170 lbs

Last Amateur Club:
Lethbridge Native Sons


After an absence of ten years, Billy Dea returned to the National League last season and his play was almost an exact duplication of his entire pro career. He was the same consistent, durable player who earlier had performed with New York, Detroit and Chicago in the NHL. His string of nine straight 20-goal seasons was snapped, but the 35 year old vet was more a victim of the Penguins' center ice problems than the superior play in the NHL. Despite the handicap of not playing regularly with the same pair of linemates and often on a makeshift forward unit, Dea produced 16 goals, including three game-winning scores.


A freak accident prevented him from taking part in all 74 games. Billy severely cut his left arm on a piece of loose plexi-glass in a skirmish along the Civic Arena Boards. The accident resulted in a one game layoff. It was only the second game he has missed in ten seasons. The American League consecutive game mark of 548 belongs to the efficient Penguin left wing.

Not a flashy player, Dea does the job game after game, making equal contributions at both ends of the ice. Because of his unspectacular style, he often does not get the credit other more colorful, but less deserving players receive.

A native of Edmonton, Billy now lives with his wife, Sally, and son in Crystal Beach, Ontario.

Season	Club	Lea.	Regular Schedule					Playoffs				
			GP	G	A	TP	PIM	GP	G	A	TP	PIM
1952-53	Saskatoon	WHL	3	2	1	3	0
1953-54	Vancouver	WHL	53	21	13	34	8	12	6	5	11	4
1953-54	New York	NHL	14	1	2	2	2
1954-55	Vancouver	WHL	59	18	13	31	13	4	0	1	1	0
1955-56	Edmonton	WHL	70	29	42	71	14	3	2	1	3	4
1956-57	Detroit	NHL	69	15	15	30	14	5	2	0	2	2
1957-58	Detroit	NHL	29	4	4	8	6
	Chicago	NHL	34	5	8	13	4
1958-59	Buffalo	AHL	70	25	45	70	19	11	5	4	9	4
1959-60	Buffalo	AHL	72	28	26	54	20
1960-61	Buffalo	AHL	72	35	39	74	10	4	1	2	3	0
1961-62	Buffalo	AHL	70	30	22	52	17	11	0	2	2	2
1962-63	Buffalo	AHL	72	20	12	32	25	13	2	8	10	0
1963-64	Buffalo	AHL	72	25	16	41	4
1964-65	Buffalo	AHL	72	21	19	40	15	9	3	0	3	0
1965-66	Buffalo	AHL	70	32	23	55	17
1966-67	Buffalo	AHL	71	25	39	64	5
	Chicago	NHL	2	0	0	0	2
1967-68	Pittsburgh	NHL	73	16	12	28	6
	NHL Totals		219	41	40	81	32	7	2	0	2	4





BOB DILLABOUGH

Born, Belleville, Ontario
April 27 1941

Left Wing Shoots Left

5'11" 165 lbs.

Last Amateur Club:
Hamilton Red Wings (Jrs.)

Speed has always been Bob Dillabough's strong suit. It has been this asset that has sustained the interest of three National League clubs.


A product of the Detroit organization, Bob has played with the Red Wings and Boston Bruins in addition to the Penguins during his pro career which now spans eight seasons.

"Dilly" has been on the verge of stardom for the past couple of seasons, but injuries and illness plus an inability to score consistently have hindered his drive to the top. The injury jinx plagued him last season, too, and he played in only 47 games.

Bob has never scored more than 17 goals with any one team in a single season and his top goal production in the NHL is seven. It is in the other areas of the game that Dillabough excels. He is a solid defensive player and is one of the top penalty-killers in the game.

Injuries forced the Penguins to use Dillabough at all three forward positions last season. There is no doubt that the shuffling hurt his effectiveness and this season Red Sullivan hopes to use him at left wing only.

The outdoors type, Bob is one of the most avid and best hunters and fisherman in the NHL and these pastimes occupy almost all of his spare time in the off-season. He is married and he and his wife, Karen, have no children.



Season	Club	Lea.	Regular Schedule					Playoffs				
			GP	G	A	TP	PIM	GP	G	A	TP	PIM
1961-62	Detroit	NHL	5	0	0	0	2
1961-62	Hershey	AHL	5	2	1	3	2
1961-62	Sudbury	EPHL	34	17	16	33	12	5	0	1	1	14
1962-63	Edmonton	WHL	10	2	0	2	4
1962-63	Pittsburgh	AHL	52	15	19	34	32
1962-63	Detroit	NHL	1	0	0	0	0
1963-64	Pittsburgh	AHL	72	9	19	28	18	5	2	2	4	6
1963-64	Detroit	NHL	1	0	0	0	0
1964-65	Detroit	NHL	4	0	0	0	2	4	0	0	0	0
1964-65	Pittsburgh	AHL	52	13	25	38	18	4	0	3	3	2
1965-66	Boston	NHL	53	7	13	20	18
1966-67	Boston	NHL	60	6	12	18	14
1967-68	Pittsburgh	NHL	47	7	12	19	18
	Baltimore	AHL	6	1	0	1	2
	NHL Totals		170	20	37	57	54	6	0	0	0	0



MARV EDWARDS

Born, St. Catharines, Ontario
August 15, 1935

Goaltender

5'8" 160 lbs.

Last Amateur Club:
Nashville (EAHL)

Marv Edwards waited a long time to try pro hockey, but his debut was a great success.


The 33-year old goaltender signed a contract with the Penguins last season after an impressive training camp performance. He was loaned to the Portland Buckaroos and went on to lead the Western Hockey League in goals against average (2.36), setting a new league record. He was the runnerup in the league's Rookie of the Year balloting as Portland won the regular season title.

Post-season honors are becoming old hat to Edwards. Everywhere he has played he has met with instant success.


He backstopped St. Catharines to two Memorial Cup championships and helped bring Canada the World Championship in 1958. These all-winning records were followed by a string of championships with Nashville of the Eastern Amateur Hockey League. Marv captured All Star recognition four times there and two Most Valuable Player Awards.

It may be harder to see Edwards than here him. Only 5-8, he is a holler guy who constantly tries to keep his teammates alert and hustling. He is no relation to Detroit goalie, Roy Edwards.

Edwards farms during the off-season. He makes his home in St. Catharines, Ontario with his wife, Catherine, and their four children.



Season	Club.	Regular Schedule				Playoffs				
		Lea.	GP	GA	SO	GAPG	GP	GA	SO	GAPG
1967-68	Portland	WHL	40	93	4	2.36	5	16	1	2.93



VAL FONTEYNE

Born, Wetaskiwin, Alberta
December 2, 1933

Left Wing Shoots Left

5'9" 155 lbs.

Last Amateur Club:
Medicine Hat (Jrs.)

Val Fonteyne is a veteran National Hockey League Player who has made the most of his talent. His speed and persistent checking make him one of the most valuable men on the club.

Fonteyne is small and never has scored many goals during his seven full big league campaigns, but Red Sullivan considers him one of his key men. Last season he was shifted from his natural left wing position to center and occasionally played right wing. The Penguin coach plans to keep him on the left side this year and feels his scoring will improve.


As a penalty killer, there are none better in the NHL. He is a tireless skater and hustles all the time.

When it comes to penalties, Val has another interesting asset. He rarely draws one, despite his close checking tactics. In fact, he has not been assessed a penalty in the NHL since 1964 which covers a span of close to 200 games. In 540 NHL games, he has been sent to the penalty box on 11 occasions, never drawing more than four minutes in any one season.

The Penguins are his third NHL team. In between tours with Detroit, he played a couple of seasons with New York where he performed under Sullivan.

Wetaskiwin, Alberta was where Val was born and he still lives there. One of the best liked players on the Penguins, he is married and he and his wife, Anna, have two children.

Season	Club	Lea.	Regular Schedule				Playoffs					
			GP	G	A	TP	PIM	GP	G	A	TP	PIM
1954-55	N. W'minster	WHL	7	0	1	1	0
1955-56	Seattle	WHL	70	18	18	36	0
1956-57	Seattle	WHL	70	24	40	64	6	6	5	1	6	2
1957-58	Seattle	WHL	70	34	41	75	11	9	4	4	8	0
1958-59	Seattle	WHL	64	32	49	81	2	12	6	5	11	0
1959-60	Detroit	NHL	69	4	7	11	2	6	0	4	4	0
1960-61	Detroit	NHL	66	6	11	17	4	11	2	3	5	0
1961-62	Detroit	NHL	70	5	5	10	4
1962-63	Detroit	NHL	67	6	14	20	2	11	0	0	0	0
1963-64	New York	NHL	69	7	18	25	4
1964-65	Baltimore	AHL	9	2	3	5	2
1964-65	New York	NHL	27	0	1	1	2
1965-66	Pittsburgh	AHL	12	5	7	12	6
1965-66	Detroit	NHL	59	5	10	15	0	12	1	0	1	4
1966-67	Pittsburgh	AHL	17	5	11	16	0	9	3	5	8	4
	Detroit	NHL	28	1	1	2	0
1967-68	Pittsburgh	NHL	69	6	28	34	0
NHL Totals			540	42	100	142	22	45	3	8	11	4





WAYNE HICKS

Born, Aberdeen, Washington
April 9, 1937

Right Wing Shoots Right

5'11" 185 lbs.

Last Amateur Club:
Melville Millionaires (Jrs.)

As far as Wayne Hicks is concerned, 1967-68 was a lost season.

When the Philadelphia Flyers bought the Quebec team, the burly right winger was one of the players included in the sale. Based on his fine minor league record, he was counted on to supply scoring punch to the Flyers, something they badly needed.

But things did not work out and Wayne never came close to matching his American League production. In an attempt to help him find his scoring touch, the Flyers returned him to Quebec for a short spell.


When the veteran of 11 professional campaigns failed to click after returning to Philadelphia, he was traded to the Penguins for Art Stratton. At the time, Pittsburgh desperately needed help on the right side and Wayne supplied it in the futile drive for a playoff spot. In 15 games, he scored 4 goals and added seven assists.


This season brings new hope. If Wayne can regain the magic which earned him All Star honors in AHL, he can turn around last season. He produced four straight 30 goal campaigns and was high in the scoring race while playing a key role in Quebec's string of successes.

A quiet Westerner, he is one of a handful of native born Americans playing in the National League. The Penguins are his fifth NHL team, but he has yet to play a full season in the league.

Born in Aberdeen, Washington, Wayne now lives in Calgary, Alberta where he started his pro career in 1957. He is married, and he and his wife, Marie, have three children.

Season	Club	Lea.	Regular Schedule					Playoffs					
			GP	G	A	TP	PIM	GP	G	A	TP	PIM	
1956-57	Calgary	WHL	4	0	0	0	0	
1957-58	Calgary	WHL	60	7	14	21	19	14	0	1	1	6	
1958-59	Calgary	WHL	64	15	20	35	41	8	1	2	3	5	
1959-60	S. Ste. Marie	EPHL	69	30	47	77	64	
1959-60	Chicago	NHL	1	1	0	0	1	
1960-61	Buffalo	AHL	72	20	35	55	57	4	2	2	4	6	
1960-61	Chicago	NHL	1	0	0	0	0	1	0	0	0	2	
1961-62	Buffalo	AHL	70	22	42	64	74	11	3	3	6	8	
1962-63	Boston	NHL	65	7	9	16	14	
1963-64	Montreal	NHL	2	0	0	0	0	
1963-64	Quebec	AHL	70	36	42	78	30	9	4	2	6	12	
1964-65	Quebec	AHL	72	38	47	85	52	5	1	0	1	2	
1965-66	Quebec	AHL	72	32	49	81	24	6	0	0	0	0	
1966-67	Quebec	AHL	72	31	60	91	34	5	1	2	3	2	
1967-68	Quebec	AHL	13	4	9	13	13	
1967-68	Philadelphia	NHL	32	2	7	9	6	
1967-68	Pittsburgh	NHL	15	4	13	23	11	36	22
NHL Totals			115	13	23	36	22	2	0	1	1	2	





EARL INGARFIELD

Born, Lethbridge, Alberta
October 25, 1934

Center Shoots Left

5'11" 186 lbs.

Last Amateur Club:
Lethbridge Native Sons (Jrs.)


Injuries and frustration characterized last season for Earl Ingarfield. The Penguins' first choice in the expansion draft, the smooth centerman sat out 24 games and really didn't get going until the final weeks of the schedule.

Earl scored a goal in each of the final five games as the Penguins almost pulled a miracle finish in their efforts to make the playoffs. Although they failed, the effort by the veteran National Leaguer proved what he could still do. This performance plus successful off-season surgery indicate that he is ready to show his high selection in the draft was justified.


A native of Lethbridge, Alberta, Ingarfield played his amateur and early pro hockey in the West. In his third pro season at Winnipeg, he won the Western League's Most Valuable Player award and earned a trip to the NHL. Except for a brief stint at Cleveland, Earl has been in the National League ever since.

"Ingy" is a well-rounded hockey player who does a good job in all phases of the game. His fine skating ability makes him valuable in a penalty-killing role. One of the most accurate shooters in the league, he is a handy man around the net. Twice he has reached the 20-goal mark in a season and has 137 lifetime goals.

Still a resident of Lethbridge, Earl and his wife, Grace, have two children, a boy and a girl. He spends much of the off-season on the golf course.



Season	Club	Lea.	Regular Schedule					Playoffs					
			GP	G	A	TP	PIM	GP	G	A	TP	PIM	
1954-55	Vancouver	WHL	2	0	0	0	0
1955-56	Saskatoon	WHL	70	15	23	38	46	3	0	0	0	0	0
1956-57	Winnipeg	WHL	69	21	27	48	41
1957-58	Winnipeg	WHL	64	39	41	80	25	7	2	2	4	2	..
1958-59	New York	NHL	35	1	2	3	10
1959-60	New York	NHL	20	1	2	3	2
1959-60	Cleveland	AHL	40	25	40	65	17	7	3	6	9	6	..
1960-61	New York	NHL	66	13	21	34	18
1961-62	New York	NHL	70	26	31	57	18	6	3	2	5	2	..
1962-63	New York	NHL	69	19	24	43	40
1963-64	New York	NHL	63	15	11	26	26
1964-65	New York	NHL	69	15	13	28	40
1965-66	New York	NHL	68	20	16	36	35
1966-67	New York	NHL	67	12	22	34	12	4	1	0	1	2	..
1967-68	Pittsburgh	NHL	50	15	22	37	12
NHL TOTALS			577	137	164	301	213	10	4	2	6	2	



DICK MATTIUSSI

Born, Smooth Rock Falls, Ont.
May 1, 1938

Defense Shoots Left

5'10" 185 lbs.

Last Amateur Club:
Kitchener Dutchmen (Srs.)

Last season was not Dick Mattiussi's year.


An injury early in the campaign forced him to miss 14 games. After that it was nothing but trouble for the eight year pro veteran. He was sent to Baltimore in mid-season and his first game brought disaster. He injured his left knee and was finished for the season. Hopefully, summer surgery completely repaired the damage limb.

A fine rushing defenseman, Mattiussi is not only reliable on defense but gets more than his share of points. In recent seasons with Cleveland, he had very high totals and led the American League defensemen in scoring his final season there.


Dick came to the Penguins in the deal which also brought Les Binkely, Ted Lanyon and Bill Speer from Cleveland prior to the 1966-67 season. He was the "unnamed" player in the deal and was allowed to play for the Barons that season.

Mattiussi broke into professional hockey with the Rochester Americans and spent his entire career in the AHL until the Penguins acquired him. At 28 years of age, Dick can become a big asset to the club if he recovers from his knee ailment.

During the off-season he lives in Smooth Rock Falls, Ontario where he is a forest fire fighter, He and his wife, Micheline, have one daughter.



Season	Club	Lea.	Regular Schedule					Playoffs				
			GP	G	A	TP	PIM	GP	G	A	TP	PIM
1959-60	Rochester	AHL	72	2	20	22	76	12	0	0	0	14
1960-61	Rochester	AHL	61	3	23	26	141
1961-62	Pittsburgh	AHL	65	9	19	28	164
1962-63	Cleveland	AHL	70	6	28	34	124	4	2	2	4	6
1963-64	Cleveland	AHL	72	6	17	23	110	9	1	5	6	20
1964-65	Cleveland	AHL	67	8	18	26	98
1965-66	Cleveland	AHL	72	8	35	43	138	12	0	5	5	10
1966-67	Cleveland	AHL	71	10	44	54	78	5	1	2	3	2
1967-68	Pittsburgh	AHL	32	0	2	2	18
	Baltimore	AHL	3	0	0	0	0
	NHL Totals		32	0	2	2	18



DUNC McCALLUM

Born, Flin Flon, Manitoba
March 29, 1940

Defense Shoots Right

6'1" 193 lbs.

Last Amateur Club:
Fort Wayne Komets (Srs.)

Dunc McCallum is a key man in the Penguin plans to move up in the West Division standings and land a berth in the Stanley Cup playoffs.

He is rough enough, big enough (6-1, 195 pounds) and, most important of all, he is a right hand shot. As a matter of fact, among the defensemen on the Pittsburgh roster, at the start of training camp, he was the only one who shot from the right side. For these reasons, Red Sullivan is counting heavily on the ex-New York Ranger chattel.


Dunc came to the Penguins minutes after the expansion draft was completed. Along with Paul Andrea and ex-Penguin George Konik, he was traded by New York for Larry Jeffery, Pittsburgh's third choice in the draft. Prior to that exchange, he played most of his hockey in the West where he established a "bad man" reputation while racking up some high penalty totals.


Prior to the final weeks of the season, McCallum was plagued by inconsistent play and minor injuries which affected his value to the club. But he seemed to mature going down the stretch and turned in a string of steady performances.

Dunc has quite interesting off-season pastimes. For the second summer in a row he conducted a hockey school. Now he has also purchased a couple of thoroughbreds and the warm months will find him training them to race on the Western Canadian track.

A native of Flin Flon, Manitoba, Dunc now lives in Brandon with his wife, Cheryl Ann, and their two daughters. Cheryl Ann is an excellent figure skater and in her earlier days was active in competition.

Season	Club	Lea.	Regular Schedule					Playoffs				
			GP	G	A	TP	PIM	GP	G	A	TP	PIM
1961-62	Seattle	WHL	69	1	12	13	82	2	1	0	1	2
1962-63	Sudbury	EPHL	62	5	20	25	153	8	1	2	3	8
1963-64	Vancouver	WHL	62	6	13	19	78
1964-65	Vancouver	WHL	68	8	11	19	104	5	1	0	1	10
1965-66	New York	NHL	2	0	0	0	2
1965-66	Vancouver	WHL	68	5	19	24	104	7	1	1	2	16
1966-67	Omaha	CPHL	38	3	16	19	91	10	0	3	3	23
1967-68	Baltimore	AHL	19	3	7	10	37
	Pittsburgh	NHL	32	0	2	2	36
NHL Totals			34	0	2	2	38





KEITH McCREARY

Born, Sundridge, Ontario
June 19, 1940

Left Wing Shoots Left

5'10" 175 lbs.

Last Amateur Club:
Hull-Ottawa Canadiens
(Jrs.)

A rough, tough hockey player, Keith McCreary won the respect of rival players last season with his aggressive style of play. After seven minor league seasons, it was the blond forward's first year in the NHL.

Although his goal output was the lowest of his career, Keith's close-checking and hard-hitting won him many fans. Never one to back off an opponent, he provided plenty of action with his rugged play.


Signed by Montreal and turned pro by that organization, the 28-year old McCreary played all of his hockey in the American and Eastern Leagues before Pittsburgh plucked him in the expansion draft. Twice he won All Star honors while performing in the minors.


Keith should benefit from last season's experience. He has no short-comings and is a consistent hockey player. He is a very strong skater who plays a sound game at both ends of the ice.

McCreary comes from a hockey playing family. Older brother Bill is a member of the St. Louis Blues and did most of his damage against the Penguins last season. His brother-in-law is Ron Attwell, the veteran American Leager.

Keith and Carole McCreary have two daughters and live in Bolton, Ontario during the off season.

Season	Club	Lea.	Regular Schedule					Playoffs				
			GP	G	A	TP	PIM	GP	G	A	TP	PIM
1959-60	Hull-Ottawa	EPHL	5	0	0	0	0
1960-61	Hull-Ottawa	EPHL	61	19	21	40	35	14	4	2	6	15
1961-62	Hull-Ottawa	EPHL	64	30	36	66	48	12	5	8	13	2
1961-62	Montreal	NHL	1	0	0	0	0
1962-63	Hull-Ottawa	EPHL	69	27	34	61	44	3	1	1	2	0
1963-64	Hershey	AHL	66	25	19	44	21	6	2	4	6	2
1964-65	Hershey	AHL	46	16	18	34	36	14	0	7	7	24
1964-65	Montreal	NHL	9	0	3	3	4
1965-66	Cleveland	AHL	66	18	24	42	42	12	5	4	9	8
1966-67	Cleveland	AHL	70	28	29	57	50	5	1	2	3	0
1967-68	Pittsburgh	NHL	70	14	12	26	44
NHL Totals			79	14	15	29	48	1	0	0	0	0





NOEL PRICE

Born, Brockville, Ontario
December 9, 1935

Defense Shoots Left

6' 185 lbs

Last Amateur Club:
St. Michaels College (Jrs.)

Tall, rangy Noel Price puts finesse into a bruising job. The veteran defenseman owns a style in which he usually breaks up an enemy offensive without driving an opposing player into the boards or knocking him off his skates.

It's a style which has helped Price make the most of his offensive talents and superb skating ability. He often pokes the puck away from the opposition, then sets up a charge for his teammates. Last season he was the leading scorer among Pittsburgh defensemen with 33 points, including six goals.


Price, who turned pro in 1957, saw action with four other NHL teams before coming to Pittsburgh from the Montreal Canadiens. Although his playing time was short with the Canadiens, he did a standout job when the Canadiens won the Stanley Cup in 1966.


A shortage of right handed defensemen results in Noel playing on that side of the ice even though he shoots from the left. He makes the transition rather easily and is one of the best of the "wrong" side defenders in the league.

However, when Pittsburgh enjoys a manpower advantage, Noel often moves over to the left point where his offensive talents can be best utilized.

During the off-season, Noel lives in Cooksville, Ontario with his wife, Joann, and daughter and son, who was born shortly after last season. ended. An outdoor buff, he likes to fish, golf and play tennis.

Season	Club	Lea.	Regular Schedule				Playoffs					
			GP	A	A	TP	PIM	GP	G	A	TP	PIM
1956-57	Rochester	AHL	1	1	2	2	0	10	0	1	1	16
1956-57	Winnipeg	WHL	70	5	22	27	142
1957-58	Toronto	NHL	1	0	0	0	5
1957-58	Rochester	AHL	69	4	20	24	153
1958-59	Toronto	NHL	28	0	0	0	4	5	0	0	0	2
1959-60	New York	NHL	6	0	0	0	2
1959-60	Springfield	AHL	31	0	6	6	52	10	1	3	4	20
1960-61	New York	NHL	1	0	0	0	2
1960-61	Springfield	AHL	71	6	21	27	97	8	1	4	5	30
1961-62	Springfield	AHL	47	4	19	23	75
1961-62	Detroit	NHL	20	0	1	1	6
1962-63	Baltimore	AHL	68	7	29	36	103	3	0	0	0	4
1963-64	Baltimore	AHL	72	6	35	41	109
1964-65	Baltimore	AHL	72	4	35	39	78	5	0	2	2	4
1965-66	Quebec	AHL	15	0	6	6	8	3	0	1	1	0
1965-66	Montreal	NHL	15	0	6	6	8	3	0	1	1	0
1966-67	Quebec	AHL	47	3	23	26	60
	Montreal	NHL	24	0	3	3	8
1967-68	Pittsburgh	NHL	70	6	27	33	48
NHL Totals			165	6	37	43	83	8	0	1	1	2





JEAN PRONOVOST

Born, Shawinigan Falls Quebec
December 18, 1945

Right Wing Shoots Right

5'11" 180 lbs

Last Amateur Club:
Niagara Falls, Ontario (Jr.)

Big, strong aggressive and young, Jean Pronovost brings impressive credentials and a reputation as a winning hockey player to Pittsburgh. To carry the positive note further, he is the younger brother of Marcel Pronovost of the Toronto Maple Leafs.

Last season was a great one for Jean. He played with Oklahoma City, the Central League regular season champions. Despite missing about one third of the season, the 22-year old right wing scored 25 goals and had the same number of assists in just 49 games. He continued his point-a-game pace in the playoffs with three goals and four assists in seven games as his team bowed in the semi-final round.

The previous season Oklahoma City won both the regular season and playoff titles with Jean contributing 21 goals in his first pro campaign. He can also claim a Memorial Cup championship while performing with the Niagara Falls Flyers in 1965.

The Boston Bruins made him available prior to the draft last June when they found they could not protect all of their outstanding young prospects. The Penguins purchased Jean and John Arbour at that time. The potential is there and Red Sullivan is going to make every effort to develop Pronovost into a standout National Leaguer. At Jean's age it appears the hockey future is long and bright.

Jean is married. He and his wife, Diane, spend the summers in Beauharnois, Quebec.

Season	Club	Regular Schedule					Playoffs					
		Lea.	GP	G	A	TP	PIM	GP	G	A	TP	PIM
1966-67	Oklahoma City	CPHL	68	21	24	45	81	11	5	2	7	12
1967-68	Oklahoma City	CPHL	49	25	25	50	41	7	3	4	7	6





KEN SCHINKEL

Born, Jansen, Saskatchewan
November 27, 1932

Right Wing Shoots Right

5'10" 172 lbs.

Pittsburgh had more than its share of key injuries in its first NHL campaign. One of the worst setbacks was the loss of Right Wing Ken Schinkel who sustained a hairline ankle fracture against Boston in the second half of the season. He missed 18 games.


Schinkel, whose previous big league experience has been with New York, was the only Pittsburgh representative on the NHL All-Star team last season. He finished the year with 14 goals and 25 assists.


Coach Red Sullivan is quick to praise Ken as a complete hockey player. Schinkel considers the statistic of how many goals his opposing wing allows as important as the number he scores himself.

While with the Rangers, he was used occasionally as a shadow for Chicago's Bobby Hull. Assigned to the same job when the Penguins met the Black Hawks for the first time last October, Schinkel fired home three goals while holding Hull to one. Pittsburgh turned back Chicago, 4-2, to become the first expansion club to defeat an established team. It was Ken's first hat trick in the NHL.

Schinkel worked hard in training camp to return to top form after an off-season knee operation. He and his wife, Shirley, have three children. They live in Fonthill, Ontario

Season	Club	Lea.	Regular Schedule					Playoffs				
			GP	G	A	TP	PIM	GP	G	A	TP	PIM
1953-54	Springfield	QHL	39	3	14	17	6
1953-54	Syracuse	AHL	28	7	14	21	4
1954-55	Out of Prof.	Hockey										
1955-56	Springfield	AHL	57	18	16	34	42
1956-57	Springfield	AHL	64	22	36	58	2
1957-58	Springfield	AHL	70	11	27	38	40	13	3	3	6	2
1958-59	Springfield	AHL	70	43	42	85	19
1959-60	New York	NHL	69	13	16	29	27
1960-61	New York	NHL	38	2	6	8	18
1960-61	Springfield	AHL	28	13	8	21	25	7	3	3	6	9
1961-62	New York	NHL	65	7	21	28	17	2	1	0	1	0
1962-63	New York	NHL	69	6	9	15	15
1963-64	New York	NHL	4	0	0	0	0
1963-64	Baltimore	AHL	64	23	33	56	35
1964-65	Baltimore	AHL	72	30	41	71	16	5	1	2	3	0
1965-66	Baltimore	AHL	72	30	45	75	31
1966-67	Baltimore	AHL	51	25	31	56	29
	New York	NHL	20	6	3	9	0	4	0	1	1	0
1967-68	Pittsburgh	NHL	57	14	25	39	19
	NHL Totals		322	48	80	128	96	6	1	1	1	0





BILL SPEER

Born, Lindsay, Ontario
March 20, 1942

Defense Shoots Left

5'11" 205 lbs.

Last Amateur Club:
Knoxville (Srs.)

If colorful Bill Speer can put together two halves like the first half of last season, he is going to have a great campaign in his sophomore NHL year.

Bill's trademarks are his uncanny ability to time opposing shots perfectly, drop to his knees and block them and his practice of dumping forwards with low, football-like body blocks. This type of flamboyant play always brings loud cheers from the home fans.


His fine start last season was tempered by erratic play sometimes during the final half of the schedule. A fine puck carrier, Bill can help a team offensively, too. He has the ability to spend a long time in the National League and is just 26 years old, a tender age for defensemen.

Speer came to Pittsburgh in the same transaction which brought Les Binkley, Dick Mattiussi and Ted Lanyon to the Penguins. The four were purchased from the Cleveland Barons of the American League shortly before the opening of the 1966-67 season. He played that season in Buffalo.

Bill is also the "official" team barber. It is not uncommon to see him take the clippers and scissors out after a practice session and pursue his off-season occupation to the delight of willing teammates.

A likeable, easy going guy, Bill is married and he is the proud father of three sons. He enjoys fishing with his wife, Donna, in the off-season. The Speers live in Lindsay, Ontario.

Season	Club	Lea.	Regular Schedule					Playoffs				
			GP	A	A	TP	PIM	GP	G	A	TP	PIM
1961-62	S. Ste. Marie	EPHL	4	0	0	0	2
1963-64	Springfield	AHL	28	2	4	6	10
1964-65	Cleveland	AHL	71	4	16	20	54
1965-66	Cleveland	AHL	70	3	16	19	36	12	2	2	4	6
1966-67	Buffalo	AHL	64	6	25	31	52
1967-68	Pittsburgh	NHL	68	3	13	16	44
1967-68	Baltimore	AHL	5	0	5	5	8
	NHL	Totals	68	3	13	16	44





GENE UBRIACO

Born, Sault Ste. Marie, Ontario
December 26, 1937

Left Wing & Center Shoots Left
5'8" 165 lbs.

Last Amateur Club:
St. Michaels College (Jrs.)

It was a disappointed Gene Ubriaco who reported to the Hershey Bears' training camp in September, 1967. He had thought expansion and two great seasons would bring an NHL trial. Such was not the case as independent Hershey owned him and he was not eligible for the draft. But lightning struck for the little winger when the Penguins acquired him in exchange for Gil Gilbert, a former Hershey teammate, the day before the season opened. It was a happy "Ubi" who made the 200-mile trip down the Pennsylvania Turnpike.

Although marked by ups and downs, including a brief demotion to Baltimore, Ubriaco's rookie NHL season must be considered a modest success by any standard. He scored 18 goals to rank third on the Penguins. Thirteen of these came in the final 25 games of the season after his recall from the minors. He topped all Pittsburgh scorers in the second half of the campaign.

Now in his tenth professional season, Gene looks much younger and smaller than he actually is. He is 5'8", a solid 170 pounds and will be 31 during the season.

A complete training camp with the Penguins should help Ubriaco to top his figures of last year. He has always been adept at putting the puck in the net. His final two seasons at Hershey saw him total 80 goals as he played a key role in a pair of regular season championships for the Bears.

Gene is a real friendly person and utilizes his outgoing personality in the off-season by doing radio and television work in his native Sault Ste. Marie, Ontario. He lives there with his wife, Nella Ann, and young daughter.




Season	Club	Lea	Regular Schedule				Playoffs					
			GP	G	A	TP	PIM	GP	G	A	TP	PIM
1958-59	New W ^o minster	WHL	63	19	19	38	33
1959-60	Sudbury	EPHL	70	30	32	62	40	14	2	4	6	12
1960-61	Sudbury	EPHL	24	4	12	16	27
1960-61	Rochester	AHL	60	16	24	40	15
1961-62	Pittsburgh	AHL	44	13	12	25	14
1962-63	Rochester	AHL	72	22	48	70	21	2	1	0	1	0
1963-64	Hershey	AHL	72	13	45	58	36	6	5	3	8	2
1964-65	Hershey	AHL	63	15	32	47	12	15	3	6	9	0
1965-66	Hershey	AHL	72	42	44	86	18	3	1	1	2	0
1966-67	Hershey	AHL	69	38	43	81	50	5	3	0	3	2
1967-68	Baltimore	AHL	6	1	4	5	6
1967-68	Pittsburgh	NHL	65	18	15	33	16
NHL Totals			65	18	15	33	16

BILL LECAINE


Born, Moose Jaw, Saskatchewan

Right Wing Shoots Left

6' 175 lbs.



Season	Club.	Lea.	Regular Schedule					Playoffs				
			GP	G	A	TP	PIM	GP	G	A	TP	PIM
1967-68	Baltimore	69	15	22	37	28	



LES HUNT

Born, Schreiber, Ontario
April 11, 1937

Defense Shoots Right

5'10 1/2" 183 lbs.

Last Amateur Club:
Port Arthur North Stars (Jrs.)

Season	Club	Lea.	GP	G	A	TP	PIM	GP	G	A	TP	PIM
1957-58	Seattle	WHL	66	3	8	11	121	9	0	0	0	20
1958-59	Seattle	WHL	70	5	16	21	101	12	1	1	2	6
1959-60	Seattle	WHL	64	0	24	24	111	4	0	1	1	4
1960-61	Seattle	WHL	61	1	9	10	70	11	0	1	1	6
1961-62	Vancouver	WHL	69	5	15	20	78
1962-63	Vancouver	WHL	70	3	16	19	92	7	0	0	0	8
1963-64	Vancouver	WHL	70	6	26	32	90
1964-65	Vancouver	WHL	69	3	29	32	96	5	0	0	0	6
1965-66	Seattle	WHL	66	4	17	21	84
1966-67	Vancouver	WHL	69	1	17	18	50	8	2	2	4	0
1967-68	Baltimore	AHL	69	2	12	14	36


TED LANYON

Born, Winnipeg, Manitoba
June 11, 1939

Defense Shoots Left

5'11" 170 lbs.

Last Amateur Club:
Greensboro Generals



Season	Club	Lea.	GP	A	A	TP	PIM	GP	G	A	TP	PIM
1963-64	Cleveland	AHL	1	0	0	0	2
1964-65	Omaha	CPHL	2	0	0	0	0
1964-65	Cleveland	AHL	70	9	13	22	37
1965-66	Cleveland	AHL	64	5	10	15	55	12	0	5	5	4
1966-67	Buffalo	AHL	69	9	13	22	110
1967-68	Baltimore	AHL	34	1	9	10	22
	Pittsburgh	NHL	5	0	0	0	4
	NHL Totals		5	0	0	0	4

NHL FINAL STANDINGS

1967-68 FINAL STANDINGS

EAST DIVISION

	GP	W	L	T	GF	GA	TP
Montreal	74	42	22	10	236	167	94
New York	74	39	23	12	226	183	90
Boston	74	37	27	10	259	216	84
Chicago	74	32	26	16	212	222	80
Toronto	74	33	31	10	209	176	76
Detroit	74	27	35	12	245	257	66

WEST DIVISION

	GP	W	L	T	GF	GA	TP
Philadelphia	74	31	32	11	173	179	73
Los Angeles	74	31	33	10	200	224	72
St. Louis	74	27	31	16	177	191	70
Minnesota	74	27	32	15	191	226	69
Pittsburgh	74	27	34	13	195	216	67
Oakland	74	15	42	17	153	219	47

HOME-AWAY RECORDS

	GP	W	L	T	GF	GA	TP
Penguins							
Home	37	15	12	10	115	101	40
Away	37	12	22	3	80	115	27

PENGUINS' 1967-68 TEAM-BY-TEAM RECORDS

WEST DIVISION

PENGUINS	GP	W	L	T	GF	GA	TP
vs. Los Angeles	10	4	6	0	26	33	8
vs. Minnesota	10	4	3	3	33	29	11
vs. Oakland	10	5	1	4	32	19	14
vs. Philadelphia	10	4	3	3	20	12	11
vs. St. Louis	10	4	6	0	25	33	8
Totals	50	21	19	10	136	126	52

EAST DIVISION

PENGUINS	GP	W	L	T	GF	GA	TP
vs. Boston	4	2	2	0	10	10	4
vs. Chicago	4	1	2	1	10	14	3
vs. Detroit	4	1	3	0	12	21	2
vs. Montreal	4	0	4	0	11	16	0
vs. New York	4	0	3	1	7	15	1
vs. Toronto	4	2	1	1	9	14	5
Totals	24	6	15	3	59	90	15

PENGUINS' TEAM-BY-TEAM HOME RECORDS

PENGUINS	WEST DIVISION						
	GP	W	L	T	GF	GA	TP
vs. Los Angeles	5	3	2	0	17	17	6
vs. Minnesota	5	2	1	2	21	17	6
vs. Oakland	5	2	1	2	17	11	6
vs. Philadelphia	5	2	0	3	14	5	7
vs. St. Louis	5	2	3	0	10	14	4
Totals	25	11	7	7	79	64	29

PENGUINS	EAST DIVISION						
	GP	W	L	T	GF	GA	TP
vs. Boston	2	1	1	0	7	6	2
vs. Chicago	2	1	0	1	5	3	3
vs. Detroit	2	1	1	0	10	10	2
vs. Montreal	2	0	2	0	4	6	0
vs. New York	2	0	1	1	3	6	1
vs. Toronto	2	1	0	1	7	6	3
Totals	12	4	5	3	36	37	11

PENGUINS' TEAM-BY-TEAM ROAD RECORD

PENGUINS	WEST DIVISION						
	GP	W	L	T	GF	GA	TP
vs. Los Angeles	5	1	4	0	9	16	2
vs. Minnesota	5	2	2	1	12	12	5
vs. Oakland	5	3	0	2	15	8	8
vs. Philadelphia	5	2	3	0	6	7	4
vs. St. Louis	5	2	3	0	15	19	4
Totals	25	10	12	3	57	62	23

PENGUINS	EAST DIVISION						
	GP	W	L	T	GF	GA	TP
vs. Boston	2	1	1	0	3	4	2
vs. Chicago	2	0	2	0	5	11	0
vs. Detroit	2	0	2	0	2	11	0
vs. Montreal	2	0	2	0	7	10	0
vs. New York	2	0	2	0	4	9	0
vs. Toronto	2	1	1	0	2	8	2
Totals	12	2	10	0	23	53	4

PENGUINS' RECORD BY MONTHS

MONTH	Overall					Home					Away				
	GP	W	L	T	TP	GP	W	L	T	TP	GP	W	L	T	TP
October	10	3	6	1	7	6	2	3	1	5	4	1	3	0	2
November	11	6	3	2	14	5	3	1	1	7	6	3	2	1	7
December	14	4	8	2	10	7	2	3	2	6	7	2	5	0	4
January	13	4	7	2	10	6	3	2	1	7	7	1	5	1	3
February	12	4	5	3	11	8	2	3	3	7	4	2	2	0	4
March	14	6	5	3	15	5	3	0	2	8	9	3	5	1	7

PENGUINS' RECORD BY DAYS

DAY	Overall					Home					Away				
	GP	W	L	T	TP	GP	W	L	T	TP	GP	W	L	T	TP
Sunday	13	3	9	1	7	3	1	1	1	3	10	2	8	0	4
Monday	1	1	0	0	2	1	1	0	0	2	0	0	0	0	0
Tuesday	2	1	1	0	2	1	0	1	0	0	1	1	0	0	2
Wednesday	21	10	6	5	25	12	6	2	4	16	9	4	4	1	9
Thursday	7	2	4	1	5	2	2	0	0	4	5	0	4	1	1
Friday	5	2	3	0	4	2	1	1	0	2	3	1	2	0	2
Saturday	25	8	11	6	22	16	4	7	5	13	9	4	4	1	9

GAME-BY-GAME RESULTS*

GAME	DAY	DATE	OPPONENT	SCORE	RESULT	W-L-T
1	Wed.	Oct. 11	MONTREAL	1-2	L	0-1-0
2	Fri.	Oct. 13	St. Louis	3-1	W	1-1-0
3	Sat.	Oct. 14	ST. LOUIS	2-4	L	1-2-0
4	Wed.	Oct. 18	MINNESOTA	3-3	T	1-2-1
5	Thur.	Oct. 19	Philadelphia	0-1	L	1-3-1
6	Sat.	Oct. 21	CHICAGO	4-2	W	2-3-1
7	Sun.	Oct. 22	New York	4-6	L	2-4-1
8	Wed.	Oct. 25	OAKLAND	4-1	W	3-4-1
9	Sat.	Oct. 28	LOS ANGELES	3-5	L	3-5-1
10	Sun.	Oct. 29	Boston	2-4	L	3-6-1
11	Wed.	Nov. 1	Minnesota	4-1	W	4-6-1
12	Sat.	Nov. 4	Oakland	1-0	W	5-6-1
13	Wed.	Nov. 8	PHILADELPHIA	1-1	T	5-6-2
14	Thur.	Nov. 9	Detroit	1-5	L	5-7-2
15	Sat.	Nov. 11	ST. LOUIS	1-5	L	5-8-2
16	Wed.	Nov. 15	PHILADELPHIA	5-0	W	6-8-2
17	Sat.	Nov. 18	St. Louis	5-3	W	7-8-2
18	Wed.	Nov. 22	BOSTON	4-1	W	8-8-2
19	Fri.	Nov. 24	Los Angeles	3-5	L	8-9-2
20	Sat.	Nov. 25	Oakland	2-2	T	8-9-3
21	Wed.	Nov. 29	OAKLAND	6-1	W	9-9-3
22	Sat.	Dec. 2	NEW YORK	1-4	L	9-10-3
23	Sun.	Dec. 3	Detroit	1-6	L	9-11-3
24	Wed.	Dec. 6	Chicago	2-7	L	9-12-3
25	Sat.	Dec. 9	Minnesota	3-2	W	10-12-3
26	Sun.	Dec. 10	MINNESOTA	4-7	L	10-13-3
27	Wed.	Dec. 13	Toronto	2-1	W	11-13-3
28	Sat.	Dec. 16	CHICAGO	1-1	T	11-13-4
29	Sun.	Dec. 17	Philadelphia	1-2	L	11-14-4
30	Thur.	Dec. 21	Los Angeles	1-4	L	11-15-4
31	Sat.	Dec. 23	MINNESOTA	4-0	W	12-15-4
32	Mon.	Dec. 25	LOS ANGELES	4-3	W	13-15-4
33	Wed.	Dec. 27	OAKLAND	0-0	T	13-15-5
34	Fri.	Dec. 29	St. Louis	1-2	L	13-16-5
35	Sat.	Dec. 30	DETROIT	2-5	L	13-17-5
36	Thur.	Jan. 4	LOS ANGELES	4-3	W	14-17-5
37	Sat.	Jan. 6	PHILADELPHIA	2-2	T	14-17-6
38	Sun.	Jan. 7	Philadelphia	1-3	L	14-18-6
39	Wed.	Jan. 10	MONTREAL	3-4	L	14-19-6
40	Fri.	Jan. 12	TORONTO	4-3	W	15-19-6
41	Sat.	Jan. 13	Toronto	0-7	L	15-20-6
42	Wed.	Jan. 17	Oakland	1-1	T	15-20-7
43	Thur.	Jan. 18	Los Angeles	2-3	L	15-21-7
44	Sat.	Jan. 20	DETROIT	8-5	W	16-21-7
45	Sun.	Jan. 21	Minnesota	3-4	L	16-22-7
46	Sat.	Jan. 27	LOS ANGELES	3-5	L	16-23-7
47	Sun.	Jan. 28	Boston	1-0	W	17-23-7
48	Wed.	Jan. 31	St. Louis	4-9	L	17-24-7
49	Thur.	Feb. 1	ST. LOUIS	2-0	W	18-24-7
50	Sat.	Feb. 3	TORONTO	3-3	T	18-24-8
51	Wed.	Feb. 7	Oakland	4-1	W	19-24-8
52	Thur.	Feb. 8	Los Angeles	1-3	L	19-25-8
53	Sat.	Feb. 10	NEW YORK	2-2	T	19-25-9
54	Wed.	Feb. 14	MINNESOTA	6-3	W	20-25-9
55	Fri.	Feb. 16	ST. LOUIS	1-3	L	20-26-9
56	Sat.	Feb. 17	Montreal	3-4	L	20-27-9
57	Wed.	Feb. 21	PHILADELPHIA	1-1	T	20-27-10
58	Sat.	Feb. 24	OAKLAND	1-3	L	20-28-10
59	Sun.	Feb. 25	Philadelphia	2-1	W	21-28-10
60	Tues.	Feb. 27	BOSTON	3-5	L	21-29-10
61	Sat.	Mar. 2	OAKLAND	6-6	T	21-29-11
62	Wed.	Mar. 6	St. Louis	2-4	L	21-30-11
63	Thur.	Mar. 7	Minnesota	2-2	T	21-30-12
64	Sat.	Mar. 9	LOS ANGELES	3-1	W	22-30-12
65	Wed.	Mar. 13	Chicago	3-4	L	22-31-12
66	Sat.	Mar. 16	Montreal	4-6	L	22-32-12
67	Sun.	Mar. 17	New York	0-3	L	22-33-12
68	Wed.	Mar. 20	ST. LOUIS	4-2	W	23-33-12
69	Sat.	Mar. 23	Minnesota	0-3	L	23-34-12
70	Sun.	Mar. 24	MINNESOTA	4-4	T	23-34-13
71	Tues.	Mar. 26	Los Angeles	2-1	W	24-34-13
72	Wed.	Mar. 27	Oakland	7-4	W	25-34-13
73	Sat.	Mar. 30	Philadelphia	2-0	W	26-34-13
74	Sun.	Mar. 31	PHILADELPHIA	5-1	W	27-34-13

GAME-BY-GAME HOME RESULTS

GAME	DAY	DATE	OPPONENT	SCORE	RESULT	W-L-T
1	Wed.	Oct. 11	Montreal	1-2	L	0-1-0
2	Sat.	Oct. 14	St. Louis	2-4	L	0-2-0
3	Wed.	Oct. 18	Minnesota	3-3	T	0-2-1
4	Sat.	Oct. 21	Chicago	4-2	W	1-2-1
5	Wed.	Oct. 25	Oakland	4-1	W	2-2-1
6	Sat.	Oct. 28	Los Angeles	3-5	L	2-3-1
7	Wed.	Nov. 8	Philadelphia	1-1	T	2-3-2
8	Sat.	Nov. 11	St. Louis	1-5	L	2-4-2
9	Wed.	Nov. 15	Philadelphia	5-0	W	3-4-2
10	Wed.	Nov. 22	Boston	4-1	W	4-4-2
11	Wed.	Nov. 29	Oakland	6-1	W	5-4-2
12	Sat.	Dec. 2	New York	1-4	L	5-5-2
13	Sun.	Dec. 10	Minnesota	4-7	L	5-6-2
14	Sat.	Dec. 16	Chicago	1-1	T	5-6-3
15	Sat.	Dec. 23	Minnesota	4-0	W	6-6-3
16	Mon.	Dec. 25	Los Angeles	4-3	W	7-6-3
17	Wed.	Dec. 27	Oakland	0-0	T	7-6-4
18	Sat.	Dec. 30	Detroit	2-5	L	7-7-4
19	Thur.	Jan. 4	Los Angeles	4-3	W	8-7-4
20	Sat.	Jan. 6	Philadelphia	2-2	T	8-7-5
21	Wed.	Jan. 10	Montreal	3-4	L	8-8-5
22	Fri.	Jan. 12	Toronto	4-3	W	9-8-5
23	Sat.	Jan. 20	Detroit	8-5	W	10-8-5
24	Sat.	Jan. 27	Los Angeles	3-5	L	10-9-5
25	Thur.	Feb. 1	St. Louis	2-0	W	11-9-5
26	Sat.	Feb. 3	Toronto	3-3	T	11-9-6
27	Sat.	Feb. 10	New York	2-2	T	11-9-7
28	Wed.	Feb. 14	Minnesota	6-3	W	12-9-7
29	Fri.	Feb. 16	St. Louis	1-3	L	12-10-7
30	Wed.	Feb. 21	Philadelphia	1-1	T	12-10-8
31	Sat.	Feb. 24	Oakland	1-3	L	12-11-8
32	Tues.	Feb. 27	Boston	3-5	L	12-12-8
33	Sat.	Mar. 2	Oakland	6-6	T	12-12-9
34	Sat.	Mar. 9	Los Angeles	3-1	W	13-12-9
35	Wed.	Mar. 20	St. Louis	4-2	W	14-12-9
36	Sun.	Mar. 24	Minnesota	4-4	T	14-12-10
37	Sun.	Mar. 31	Philadelphia	5-1	W	15-12-10

GAME-BY-GAME AWAY RESULTS

GAME	DAY	DATE	OPPONENT	SCORE	RESULT	W-L-T
1	Fri.	Oct. 13	St. Louis	3-1	W	1-0-0
2	Thur.	Oct. 19	Philadelphia	0-1	L	1-1-0
3	Sun.	Oct. 22	New York	4-6	L	1-2-0
4	Sun.	Oct. 29	Boston	2-4	L	1-3-0
5	Wed.	Nov. 1	Minnesota	4-1	W	2-3-0
6	Sat.	Nov. 4	Oakland	1-0	W	3-3-0
7	Thur.	Nov. 9	Detroit	1-5	L	3-4-0
8	Sat.	Nov. 18	St. Louis	5-3	W	4-4-0
9	Fri.	Nov. 24	Los Angeles	3-5	L	4-5-0
10	Sat.	Nov. 25	Oakland	2-2	T	4-5-1
11	Sun.	Dec. 3	Detroit	1-6	L	4-6-1
12	Wed.	Dec. 6	Chicago	2-7	L	4-7-1
13	Sat.	Dec. 9	Minnesota	3-2	W	5-7-1
14	Wed.	Dec. 13	Toronto	2-1	W	6-7-1
15	Sun.	Dec. 17	Philadelphia	1-2	L	6-8-1
16	Thur.	Dec. 21	Los Angeles	1-4	L	6-9-1
17	Fri.	Dec. 29	St. Louis	1-2	L	6-10-1
18	Sun.	Jan. 7	Philadelphia	1-3	L	6-11-1
19	Sat.	Jan. 13	Toronto	0-7	L	6-12-1
20	Wed.	Jan. 17	Oakland	1-1	T	6-12-2
21	Thur.	Jan. 18	Los Angeles	2-3	L	6-13-2
22	Sun.	Jan. 21	Minnesota	3-4	L	6-14-2
23	Sun.	Jan. 28	Boston	1-0	W	7-14-2
24	Wed.	Jan. 31	St. Louis	4-9	L	7-15-2
25	Wed.	Feb. 7	Oakland	4-1	W	8-15-2
26	Thur.	Feb. 8	Los Angeles	1-3	L	8-16-2
27	Sat.	Feb. 17	Montreal	3-4	L	8-17-2
28	Sun.	Feb. 25	Philadelphia	2-1	W	9-17-2
29	Wed.	Mar. 6	St. Louis	2-4	L	9-18-2
30	Thur.	Mar. 7	Minnesota	2-2	T	9-18-3
31	Wed.	Mar. 13	Chicago	3-4	L	9-19-3
32	Sat.	Mar. 16	Montreal	4-6	L	9-20-3
33	Sun.	Mar. 17	New York	0-3	L	9-21-3
34	Sun.	Mar. 23	Minnesota	0-3	L	9-22-3
35	Tues.	Mar. 26	Los Angeles	2-1	W	10-22-3
36	Wed.	Mar. 27	Oakland	7-4	W	11-22-3
37	Sat.	Mar. 30	Philadelphia	2-0	W	12-22-3

*Home games in capital letters.

INDIVIDUAL SCORING AND PENALTY MINUTES

	GP	G	A	TP	PIM
Andy Bathgate	74	20	39	59	55
Ab McDonald	74	22	21	43	38
Art Stratton					
Pitt.	58	16	21	37	16
Phil.	12	0	4	4	4
Total	70	16	25	41	20
Ken Schinkel	57	14	25	39	19
Earl Ingarfield	50	15	22	37	12
Val Fonteyne	69	6	28	34	0
Gene Ubriaco	65	18	15	33	16
Noel Price	70	6	27	33	48
Paul Andrea	65	11	21	32	2
Billy Dea	73	16	12	28	6
Keith McCreary	70	14	12	26	44
Leo Boivin	73	9	13	22	74
Wayne Hicks					
Phil.	32	2	7	9	6
Pitt.	15	4	7	11	2
Total	47	6	14	20	8
Bob Dillabough	47	7	12	19	18
Bob Rivard	27	5	12	17	4
Bill Speer	68	3	13	16	44
George Konik	52	7	8	15	26
Al MacNeil	74	2	10	12	58
Dunc McCallum	32	0	2	2	36
Dick Mattiussi	32	0	2	2	18
Mel Pearson	2	0	1	1	0
Ted Lanyon	5	0	0	0	4
Hank Bassen	25	0	0	0	8
Les Binkley	54	0	0	0	0
Bench	—	—	—	—	6
PITTSBURGH TOTALS	14	195	323	518	554

GOALTENDING RECORDS

	GP	MP	GA	SO	AVG.
Les Binkley	54	3141	151(1)	6	2.88
Hank Bassen	25	1299	62(2)	1	2.86
TOTALS	74	4440	216	7	2.92

INDIVIDUAL SCORING BREAKDOWN

	1P	2P	3P	PPG	SHG	WG	TG	G1	P1	H	A	1H	2H	Tot
Ab McDonald	8	6	8	6	1	2	3	2	8	13	9	10	12	22
Andy Bathgate	6	6	8	2	0	4	4	4	9	14	6	15	5	20
Gene Ubriaco	1	10	7	4	0	3	0	0	5	10	8	5	13	18
Art Stratton	3	5	8	4	0	2	2	2	7	8	8	14	2	16
Billy Dea	4	6	6	1	0	3	1	2	3	11	5	9	7	16
Earl Ingarfield	6	3	6	2	1	0	0	3	5	8	7	5	10	15
Ken Schinkel	3	5	6	2	0	3	2	2	4	8	6	10	4	14
Keith McCreary	6	3	5	1	0	1	1	2	3	9	5	6	8	14
Paul Andrea	6	4	1	5	0	1	3	2	6	5	6	4	7	11
Leo Boivin	7	2	0	3	0	1	1	5	7	5	4	1	8	9
George Konik	1	3	3	1	0	1	1	2	3	3	4	1	6	7
Bob Dillabough	2	3	2	1	0	0	1	1	3	4	4	6	1	7
Val Fonteyne	3	3	0	0	0	2	0	3	3	4	2	1	5	6
Noel Price	2	2	2	1	0	2	0	0	1	5	1	3	3	6
Bob Rivard	3	1	1	1	0	1	0	1	1	4	1	0	5	5
Wayne Hicks	0	2	2	2	0	1	1	0	1	2	2	0	4	4
Bill Speer	2	1	0	1	0	0	0	1	1	2	1	1	2	3
Al MacNeil	1	0	1	0	0	0	0	1	1	1	1	1	1	2
Totals	64	65	66	37	2	27	20	33	69	115	80	92	103	195

Key to Abbreviations: 1P—First Period; 2P—Second Period; 3P—Third Period;
 PPG—Power Play Goals; SHG—Short Handed Goals; WG—Winning Goals;
 TG—Tying Goals; G1—First Goal of Game; P1—Pittsburgh's First Goal of Game;
 H—Home; A—Away; 1H—First Half; 2H—Second Half; Tot—Total.

Power Play Goals Against Pittsburgh (30)

St. Louis (4) — Berenson (2), Roberts, Barclay Plager
 Minnesota (7) — P. MacDonald (2), Cullen (2), Boudrias, Woytowich, Connelly
 Los Angeles (5) — Gray (2), Flett, Irvine, R. Lemieux
 Oakland (2) — Brennehan, Hicke
 Philadelphia (1) — Dornhoefer
 Detroit (3) — Howe, Delvecchio, Prentice
 New York (4) — Ratelle, Hadfield, Howell, Geoffrion
 Boston (1) — McKenzie
 Toronto (1) — Oliver
 Montreal (1) — Beliveau
 Chicago (1) — Wharram

Short Handed Goals Against Pittsburgh (11)

St. Louis (5) — McCreary (3), Melnyk, Crisp
 Los Angeles (2) — H. Hughes, R. Lemieux
 Boston (1) — Krake
 Toronto (1) — Pulford
 Montreal (1) — G. Tremblay
 Chicago (1) — Nesterenko

1967-68 HIGHS AND LOWS

TEAM

LONGEST WINNING STREAK—4, Mar. 26 thru Mar. 31

LONGEST LOSING STREAK—3 (twice) Dec. 2 thru Dec. 6, Mar. 13 thru 17

LONGEST UNBEATEN STREAK — 5, Mar. 24 thru Mar. 31

LONGEST WINLESS STREAK—4, Mar. 16 thru Mar. 24

LONGEST HOME WINNING STREAK —3, Nov. 15 thru Nov. 29

LONGEST HOME LOSING STREAK—2, (three times) Oct. 11 thru Oct. 14, Dec. 2 thru Dec. 10, Feb. 24 thru 27

LONGEST HOME UNBEATEN STREAK —5, Mar. 2 thru Mar. 31

LONGEST HOME WINLESS STREAK—4, Feb. 16 thru Feb. 27

LONGEST AWAY WINNING STREAK —3, Mar. 26 thru Mar. 30

LONGEST AWAY LOSING STREAK—5, Dec. 17 thru Jan. 13

LONGEST AWAY UNBEATEN STREAK —3, Mar. 26 thru Mar. 30

LONGEST AWAY WINLESS STREAK—8, Dec. 17 thru Jan. 21

MOST GOALS, ONE GAME—8, vs. Detroit, Jan. 20

MOST GOALS AGAINST, ONE GAME —9, at St. Louis, Jan. 31

MOST GOALS SCORED AT HOME, ONE GAME—8, vs. Detroit, Jan. 20

MOST GOALS SCORED AWAY, ONE GAME—7, at Oakland, March 27

MOST GOALS SCORED AGAINST AT HOME, ONE GAME—7, Minnesota, Dec. 10

MOST GOALS SCORED AGAINST AWAY, ONE GAME — 9, St. Louis, Jan. 31

MOST GOALS, ONE PERIOD—5, (2nd) vs. Detroit, Jan. 20

MOST GOALS AGAINST, ONE PERIOD —5, (2nd) at St. Louis, Jan. 31; 5, (2nd) vs. Oakland, March 2

GREATEST WINNING MARGIN—5, vs. Phila., (5-0), Nov. 15; 5, vs. Oakland, (6-1), Nov. 29

GREATEST LOSING MARGIN — 7, at Toronto (0-7), Jan. 13

INDIVIDUAL

MOST CONSECUTIVE GAMES SCORED — 5, Earl Ingarfield, Mar. 24 thru Mar. 31

MOST CONSECUTIVE GAMES SCORED ASSISTS—6, Ken Schinkel, Nov. 22 thru Dec. 2

MOST CONSECUTIVE GAMES SCORED POINTS—7, Art Stratton, Nov. 15 thru Dec. 2

MOST CONSECUTIVE GAMES PENALIZED — 5, Al MacNeil, Feb. 17 thru Feb. 27

MOST GOALS, ONE GAME—3, Andy Bathgate, vs. Minn., Oct. 18; 3, Ken Schinkel, vs. Chi., Oct. 21

MOST ASSISTS, ONE GAME—3, Wayne Hicks, vs. Oak., Mar. 27; 3, Earl Ingarfield, vs. LA, Jan. 4; 3, Art Stratton, vs. Chi., Oct. 21

MOST POINTS, ONE GAME—4, Wayne Hicks, vs. Oak., Mar. 27, (three assists and one goal)

MOST PENALTIES, ONE GAME—3, Leo Boivin, vs. Oakland, Oct. 25

MOST PENALTY MINUTES, ONE GAME — 12, Andy Bathgate, vs. St. Louis, Jan. 31; 12, Noel Price, vs. St. Louis, Jan. 31; 12, Leo Boivin, vs. Phila., Mar. 30

MOST GOALS, ONE PERIOD—2, Bob Rivard, vs. St. Louis, Feb. 1 (1st period); 2, Art Stratton, vs. LA, Nov. 24 (2nd period); 2, Keith McCreary, vs. Oak., Nov. 25 (3rd period)

MOST ASSISTS, ONE PERIOD—2, Held by many players

FASTEST PITTSBURGH GOAL AT START OF GAME—1:13, Val Fonteyne at St. Louis, Jan. 31, St. Louis 9, Pittsburgh 4

FASTEST PITTSBURGH GOAL AT START OF A PERIOD — 0:26, Ken Schinkel at St. Louis, 2nd period, November 18, Pittsburgh 5, St. Louis 3

FASTEST GOAL AGAINST AT START OF GAME—1:14, Brit Selby at Phila., December 17, Phila. 2, Pittsburgh 1

FASTEST GOAL AGAINST AT START OF PERIOD—0:19, Gerry Melnyk, at Pittsburgh, 2nd period, March 20, Pittsburgh 4, St. Louis 2.

PENALTY SHOTS—1, George Konik against Glenn Hall at St. Louis, Jan. 31, scored goal, St. Louis 9, Pittsburgh 4

PENALTY SHOTS AGAINST — 1, Bill Collins of Minnesota at Pittsburgh, against Les Binkley, December 23, no goal, Pittsburgh 4, Minnesota 0

PENGUIN FIRSTS

FIRST VICTORY — Oct. 13 at St. Louis. Penguins 3, St. Louis 1.

FIRST HOME VICTORY — Oct. 21. Penguins 4, Chicago 2.

FIRST TIE — Oct. 18 at Pittsburgh. Penguins 3, Minnesota 3.

FIRST TIE AWAY — Nov. 25 at Oakland. Penguins 2, Oakland 2.

FIRST DEFEAT — Oct. 11 at Pittsburgh. Montreal 2, Penguins 1.

FIRST DEFEAT AWAY — Oct. 19 at Philadelphia. Philadelphia 2, Penguins 1.

FIRST GOAL — Andy Bathgate, Oct. 11 against Montreal, 3rd period.

FIRST ASSISTS—Noel Price and Ab McDonald, Oct. 11 against Montreal, 3rd period.

FIRST PENALTY — Ken Schinkel, Oct. 11 against Montreal, 1st period, cross checking.

FIRST SHUTOUT — Les Binkley, Nov. 4 at Oakland. Penguins 1, Oakland 0.

FIRST SHUTOUT AGAINST — Doug Favell, Oct. 19 at Philadelphia. Philadelphia 1, Pittsburgh 0.

UPCOMING PENGUIN MILESTONES

GAMES		
Player	Needs	Milestone
Val Fonteyne	60	600

POINTS		
Player	Needs	Milestone
Leo Boivin	18	300
Billy Dea	19	100
Charlie Burns	27	200

ASSISTS		
Player	Needs	Milestone
Ken Schinkel	20	100
Earl Ingarfield	36	200

PENALTY MINUTES		
Player	Needs	Milestone
Leo Boivin	80	1,200

PITTSBURGH VS. BOSTON

TEAM	GP	W	L	T	PTS.	GF	GA	PPG	SHG	PIM
PENGUINS	4	2	2	0	4	10	10	1	0	27
Boston	4	2	2	0	4	10	10	1	1	35

At PITTSBURGH					At Boston				
Nov. 22—PITT.	4	Bos.	1		Oct. 29—Bos.	4	PITT.	2	
Feb. 27—Bos.	5	PITT.	3		Jan. 28—PITT.	1	Bos.	0	

GOALS BY PERIODS

	1st	2nd	3rd	Total
PENGUINS	3	3	4	10
Boston	2	5	3	10

PENGUINS						Boston					
PLAYER	GP	G	A	TP	PIM	PLAYER	GP	G	A	TP	PIM
Konik	3	2	1	3	2	Esposito	4	1	3	4	0
Bathgate	4	1	2	3	2	McKenzie	4	1	2	3	4
Stratton	2	0	3	3	2	Shack	4	2	1	3	0
MacNeil	4	0	3	3	4	Hodge	4	2	0	2	0
McDonald	4	1	1	2	4	Krake	4	2	0	2	0
Schinkel	3	1	1	2	0	Stanfield	4	1	1	2	0
Price	4	1	1	2	0	Bucyk	4	0	2	2	0
Dea	4	1	1	2	0	Doak	3	1	0	1	6
Speer	4	0	2	2	4	Green	4	0	1	1	4
Andrea	4	1	0	1	0	Sanderson	4	0	1	1	4
McCreary	4	1	0	1	5	Westfall	4	0	1	1	0
Rivard	2	1	0	1	0	Orr	3	0	1	1	0
Fonteyne	4	0	1	1	0	Williams	3	0	1	1	0
Ubriaco	3	0	1	1	0	Awrey	4	0	1	1	11
Boivin	4	0	1	1	0	Smith	4	0	0	0	0
Dillabough	2	0	1	1	2	Sather	3	0	0	0	2
Ingarfield	2	0	0	0	0	Lonsberry	2	0	0	0	4
Hicks	1	0	0	0	0	Gibbs	1	0	0	0	0
McCallum	2	0	0	0	0	Cashman	1	0	0	0	0
Mattiussi	1	0	0	0	0	Cheevers	3	0	0	0	0
Lanyon	1	0	0	0	2	Johnston	1	0	0	0	0
Binkley	4	0	0	0	0	Totals	4	10	15	25	35
Totals	4	10	19	29	27	Goalies	GP	MP	GA	SO	GAPG
Goalie	GP	MP	GA	SO	GAPG	Cheevers(2-1-0)	3	180	6	0	2.00
Binkley (2-2-0)	4	240	10	1	2.50	Johnston(0-1-0)	1	60	4	0	4.00
Totals (2-2-0)	4	240	10	0	2.50						

PITTSBURGH VS. CHICAGO

TEAM	GP	W	L	T	PTS.	GF	GA	PPG	SHG	PIM
Chicago	4	2	1	1	5	14	10	1	1	28
PENGUINS	4	1	2	1	3	10	14	1	0	24

At PITTSBURGH					At Chicago				
Oct. 21—PITT.	4	Chi.	2		Dec. 6—Chi.	7	PITT.	2	
Dec. 16—PITT.	1	Chi.	1		Mar. 13—Chi.	4	PITT.	3	

GOALS BY PERIODS

	1st	2nd	3rd	Total
Chicago	5	5	4	14
PENGUINS	3	2	5	10

PENGUINS						Chicago					
PLAYER	GP	G	A	TP	PIM	PLAYER	GP	G	A	TP	PIM
Stratton	3	2	4	6	2	Mikita	4	4	2	6	0
Schinkel	4	3	1	4	0	R. Hull	4	4	1	5	2
McCreary	4	1	3	4	0	Pilote	4	1	4	5	2
Ubriaco	4	3	0	3	0	Wharram	4	1	3	4	0
Price	3	0	2	2	6	Mohns	3	0	3	3	4
Dea	4	0	2	2	2	Nesterenko	3	2	0	2	4
Konik	2	1	0	1	2	Stapleton	4	1	1	2	0
McDonald	4	0	1	1	0	D. Hull	4	0	2	2	0
Fonteyne	4	0	1	1	0	Martin	4	1	0	1	2
Andrea	4	0	1	1	0	Marotte	4	0	1	1	4
Boivin	4	0	1	1	8	Reid	3	0	1	1	0
Rivard	1	0	1	1	2	Jarrett	4	0	1	1	4
Bathgate	4	0	0	0	0	W. Maki	3	0	1	1	0
Ingarfield	2	0	0	0	0	C. Maki	3	0	1	1	0
Hicks	1	0	0	0	0	Schmautz	1	0	1	1	0
Dillabough	3	0	0	0	0	Terbenche	3	0	0	0	0
Speer	4	0	0	0	0	Goyer	3	0	0	0	0
MacNeil	4	0	0	0	2	Orban	3	0	0	0	6
McCallum	1	0	0	0	0	Shelton	1	0	0	0	0
Mattiussi	2	0	0	0	0	Dejordy	3	0	0	0	0
Lanyon	1	0	0	0	0	Norris	1	0	0	0	0
Binkley	3	0	0	0	0	Totals	4	14	22	36	28
Bassen	2	0	0	0	0	Goalies	GP	MP	GA	SO	GAPG
Totals	4	10	17	27	24	Binkley (1-1-1)	3	180	7	0	2.33
Goalies	GP	MP	GA	SO	GAPG	Bassen (0-1-0)	2	83	7	0	4.54
Binkley (1-1-1)	3	157	7	0	2.67	Totals (1-2-1)	4	240	14	0	3.50
Bassen (0-1-0)	2	83	7	0	4.54	Goalies	GP	MP	GA	SO	GAPG
Totals (1-2-1)	4	240	14	0	3.50	Dejordy (1-1-1)	3	180	7	0	2.33
						Norris (1-0-0)	1	60	3	0	3.00
						Totals (2-1-1)	4	240	10	0	2.50

PITTSBURGH VS. DETROIT

TEAM	GP	W	L	T	PTS.	GF	GA	PPG	SHG	PIM
Detroit	4	3	1	0	6	21	12	4	0	30
PENGUINS	4	1	3	0	2	12	21	3	0	36

At PITTSBURGH

Dec. 30—Det.	5	PITT.	2	Nov. 9—Det.	5	PITT.	1
Jan. 20—PITT.	8	Det.	5	Dec. 3—Det.	6	PITT.	1

At Detroit

GOALS BY PERIODS

	1st	2nd	3rd	Total
Detroit	4	7	10	21
PENGUINS	3	7	2	12

PENGUINS

PLAYER	GP	G	A	TP	PIM
Andrea	4	1	3	4	0
Bathgate	4	0	4	4	4
Ingarfield	2	2	1	3	2
Schinkel	4	0	3	3	0
Speer	4	2	0	2	0
Stratton	4	1	1	2	2
Ubricaco	3	1	1	2	0
Price	4	1	1	2	0
McCreary	3	1	1	2	2
Konik	2	1	0	1	6
Boivin	3	1	0	1	2
Dea	4	1	0	1	0
McDonald	4	0	1	1	2
Fonteyne	4	0	1	1	0
Dillabough	4	0	1	1	0
MacNeil	4	0	1	1	6
Mattiusi	3	0	0	0	2
McCallum	2	0	0	0	0
Binkley	4	0	0	0	0
Bench	—	—	—	—	2
Totals	4	12	19	31	30

Detroit

PLAYER	GP	G	A	TP	PIM
Howe	4	3	3	6	2
Smith	4	3	3	6	4
Ullman	4	2	3	5	0
Delvecchio	4	2	3	5	0
Prentice	4	1	4	5	6
Bergman	4	0	5	5	6
Hampson	3	2	2	4	0
MacGregor	4	1	3	4	0
Jarrett	3	1	2	3	0
Roberts	3	2	0	2	2
Douglas	1	2	0	2	0
Crashley	3	1	1	2	4
Henderson	3	1	0	1	0
Talbot	2	0	1	1	0
Young	4	0	1	1	4
Godfrey	2	0	0	0	0
Watson	3	0	0	0	2
Peters	3	0	0	0	0
Spencer	1	0	0	0	2
Marshall	3	0	0	0	4
Anderson	1	0	0	0	0
Edwards	4	0	0	0	0
Gardner	1	0	0	0	0
Totals	4	21	31	52	36

Goalies	GP	MP	GA	SO	GAPG
Edwards (3-1-0)	4	220	11	0	2.97
Gardner (0-0-0)	1	20	1	0	3.00
Totals (3-1-0)	4	240	12	0	3.00

Goalie	GP	MP	GA	SO	GAPG
Binkley (1-3-0)	4	240	21	0	5.25

PITTSBURGH VS. LOS ANGELES

TEAM	GP	W	L	T	PTS.	GF	GA	PPG	SHG	PIM
Los Angeles	10	6	4	0	12	33	26	6	0	58
PENGUINS	10	4	6	0	8	26	33	5	2	80

At Pittsburgh

Oct. 28—L. A.	5	PITT.	3	Nov. 24—L. A.	5	PITT.	3
Dec. 25—PITT.	4	L. A.	3	Dec. 21—L. A.	4	PITT.	1
Jan. 4—PITT.	4	L. A.	3	Jan. 18—L. A.	3	PITT.	2
Jan. 27—L. A.	5	PITT.	3	Feb. 8—L. A.	3	PITT.	1
Mar. 9—PITT.	3	L. A.	1	Mar. 26—PITT.	2	L. A.	1

At Los Angeles

GOALS BY PERIODS

	1st	2nd	3rd	Total
Los Angeles	9	11	13	33
PENGUINS	6	12	8	26

PENGUINS

PLAYER	GP	G	A	TP	PIM
Bathgate	10	4	5	9	6
Ingarfield	7	4	5	9	0
Dea	10	3	5	8	2
McDonald	10	2	5	9	10
Schinkel	8	2	3	5	0
Dillabough	7	1	3	4	0
Andrea	9	2	1	3	0
Stratton	8	2	1	3	4
Ubricaco	8	2	1	3	0
McCreary	9	2	1	3	6
Fonteyne	9	1	2	3	0
Boivin	10	1	2	3	8
Price	10	0	3	3	2
Rivard	3	0	2	2	0
Hicks	2	0	2	2	0
Speer	9	0	1	1	4
MacNeil	10	0	1	1	6
McCallum	5	0	1	1	6
Mattiusi	5	0	1	1	4
Pearson	1	0	1	1	0
Konik	8	0	0	0	0
Binkley	8	0	0	0	0
Bassen	2	0	0	0	0
Totals	10	26	46	72	58

Goalies	GP	MP	GA	SO	GAPG
Binkley (3-5-0)	8	480	26(1)	0	3.25
Bassen (1-1-0)	2	120	6	0	3.00
Totals (4-6-0)	10	600	32(1)	0	3.20

Los Angeles

PLAYER	GP	G	A	TP	PIM
Joyal	10	4	8	12	0
Labossiere	10	3	7	10	2
Flett	10	5	3	8	4
MacDonald	10	3	4	7	0
Smith	9	4	1	5	4
Gray	9	2	3	5	2
Wall	9	2	3	5	4
H. Hughes	10	1	4	5	6
White	10	1	5	6	10
Lemieux	10	4	1	5	8
Campbell	5	1	2	3	8
Irvine	10	2	0	2	2
Rolfe	9	0	2	2	10
Amadio	7	1	1	2	10
B. Hughes	4	0	1	1	2
Murray	6	0	1	1	2
Anderson	1	0	1	1	0
Menard	5	0	0	0	2
Robinson	5	0	0	0	0
Johnston	1	0	0	0	2
Corrigan	1	0	0	0	2
Kilrea	3	0	0	0	0
Inglis	1	0	1	1	0
Sawchuk	6	0	0	0	0
Rutledge	4	0	0	0	0
Totals	10	33	48	81	80

Goalies	GP	MP	GA	SO	GAPG
Sawchuk(3-3-0)	6	360	17	0	2.83
Rutledge(3-1-0)	4	240	9	0	2.25
Totals (6-4-0)	10	600	26	0	2.60

PITTSBURGH VS. MINNESOTA

TEAM	GP	W	L	T	PTS.	GF	GA	PPG	SHG	PIM
PENGUINS	10	4	3	3	11	33	29	6	0	81
Minnesota	10	3	4	9	9	29	33	7	0	139

At PITTSBURGH

Oct. 18—PITT.	3	Minn.	3	Nov. 1—PITT.	4	Minn.	1
Dec. 10—Minn.	7	PITT.	4	Dec. 9—PITT.	3	Minn.	2
Dec. 23—PITT.	4	Minn.	0	Jan. 21—Minn.	4	PITT.	3
Feb. 14—PITT.	6	Minn.	3	Mar. 7—PITT.	2	Minn.	2
Mar. 24—PITT.	4	Minn.	4	Mar. 23—Minn.	3	PITT.	0

At Minnesota

GOALS BY PERIODS

	1st	2nd	3rd	Total
PENGUINS	12	13	8	33
Minnesota	9	8	12	29

PENGUINS					
PLAYER	GP	G	A	TP	PIM
Bathgate	10	6	8	14	8
Ingarfield	7	3	6	9	2
Price	10	2	5	7	8
Fonteyne	10	0	7	7	0
Dea	10	5	1	6	0
Andrea	7	2	3	5	0
Stratton	7	2	3	5	0
McDonald	10	1	4	5	0
Ubriaco	9	2	3	5	4
Schinkel	8	4	2	6	2
McCreary	10	2	2	4	13
Boivin	10	1	3	4	16
Konik	9	1	2	3	8
Speer	9	0	3	3	6
Hicks	3	1	0	1	2
Rivard	4	1	0	1	0
MacNeil	10	0	1	1	6
Dillabough	6	0	1	1	0
McCallum	4	0	0	0	4
Mattiussi	4	0	0	0	0
Binkley	7	0	0	0	0
Bassen	5	0	0	0	2
Totals	10	33	54	87	81

Minnesota					
PLAYER	GP	G	A	TP	PIM
Boudrias	10	6	3	9	8
MacDonald	9	4	4	8	6
Cullen	9	4	3	7	2
Goldsworthy	10	3	4	7	10
Balon	10	1	6	7	14
McMahon	10	1	5	6	4
Collins	9	2	3	5	19
Connelly	10	1	4	5	2
Fitzpatrick	3	2	1	3	0
Parise	5	2	1	3	2
Woytowich	8	1	2	3	16
Taylor	5	0	2	2	12
Hall	2	1	0	1	2
Masterton	5	1	0	1	0
Marcetta	2	0	1	1	0
Horvath	2	0	1	1	4
McCaskill	1	0	1	1	0
Vasko	9	0	1	1	6
Talbot	1	0	0	0	2
Johns	1	0	0	0	0
Lunde	1	0	0	0	0
Harris	2	0	0	0	0
Goegan	6	0	0	0	6
Charlebois	2	0	0	0	2
Johnston	2	0	0	0	0
Maniago	6	0	0	0	10
McCord	9	0	0	0	2
Pronovost	2	0	0	0	0
Bauman	5	0	0	0	0
Wetzel	1	0	0	0	0
Plager	6	0	0	0	6
Bench	—	—	—	—	4
Totals	10	29	42	71	139

Goalies	GP	MP	GA	SO	GAPG
Binkley (4-2-1)	7	385	17	1	2.65
Bassen (0-1-2)	5	215	11(1)	0	3.07
Totals (4-3-3)	10	600	28(1)	1	2.80

Goalies	GP	MP	GA	SO	GAPG
Maniago(2-1-3)	6	299	15	1	3.01
Bauman (1-3-0)	5	262	15	0	3.42
Wetzel (0-0-0)	1	39	3	0	4.62
Totals (3-4-3)	10	600	33	1	3.30

PITTSBURGH VS. MONTREAL

TEAM	GP	W	L	T	PTS.	GF	GA	PPG	SHG	PIM
Montreal	4	4	0	0	8	16	11	0	0	30
PENGUINS	4	0	4	0	0	11	16	1	1	24

At PITTSBURGH

Oct. 11—Mont.	2	PITT.	1	Feb. 17—Mont.	4	PITT.	3
Jan. 10—Mont.	4	PITT.	3	Mar. 16—Mont.	6	PITT.	4

At Montreal

GOALS BY PERIODS

	1st	2nd	3rd	Total
Montreal	5	7	4	16
PENGUINS	5	2	4	11

PENGUINS					
PLAYER	GP	G	A	TP	PIM
McCreary	4	2	1	3	0
Ubriaco	3	2	1	3	4
McDonald	4	2	1	3	0
Fonteyne	4	0	3	3	0
Boivin	4	0	3	3	4
Bathgate	4	2	0	2	0
Ingarfield	4	1	1	2	0
Andrea	4	1	1	2	0
Price	3	0	2	2	2
Konik	2	0	2	2	0
Rivard	2	1	0	1	0
Stratton	3	0	1	1	0
Schinkel	3	0	1	1	4
Dea	4	0	1	1	0
MacNeil	4	0	1	1	6
Dillabough	2	0	1	1	0
Speer	3	0	0	0	2
Lanyon	1	0	0	0	2
McCallum	2	0	0	0	0
Mattiussi	2	0	0	0	0
Hicks	1	0	0	0	0
Binkley	1	0	0	0	0
Bassen	3	0	0	0	0
Totals	4	11	20	31	24

Goalies	GP	MP	GA	SO	GAPG
Bassen (0-3-0)	3	180	11(1)	0	3.67
Binkley (0-1-0)	1	60	4	0	4.00
Totals (0-4-0)	4	240	15(1)	0	3.75

Montreal					
PLAYER	GP	G	A	TP	PIM
Beliveau	4	5	1	6	0
Cournoyer	4	1	4	5	0
G. Tremblay	4	1	4	5	2
Duff	3	4	0	4	0
Rosseau	4	0	4	4	2
Ferguson	4	1	2	3	2
Provost	4	1	2	3	2
J. C. Tremblay	4	1	2	3	0
Lemaire	4	0	2	2	2
Richard	3	0	2	2	0
Harper	3	1	1	2	4
Backstrom	4	1	0	1	2
Harris	4	0	1	1	2
Laperriere	4	0	0	0	4
Savard	3	0	0	0	2
Redmond	3	0	0	0	0
Larose	2	0	0	0	2
Vadnais	1	0	0	0	4
Grant	1	0	0	0	0
Vachon	4	0	0	0	0
Worsley	1	0	0	0	0
Totals	4	16	25	41	30

Goalies	GP	MP	GA	SO	GAPG
Vachon (4-0-0)	4	234	10	0	2.56
Worsley (0-0-0)	1	6	1	0	10.00
Totals (4-0-0)	4	240	11	0	2.75

PITTSBURGH VS. NEW YORK

TEAM	GP	W	L	T	PTS.	GF	GA	PPG	SHG	PIM
New York	4	3	0	1	7	15	7	3	0	24
PENGUINS	4	0	3	1	1	7	15	4	0	34

At PITTSBURGH					At New York				
Dec. 12—N. Y.	4	PITT.	1		Oct. 22—N. Y.	6	PITT.	4	
Feb. 10—PITT.	2	N. Y.	2		Mar. 17—N. Y.	3	PITT.	0	

GOALS BY PERIODS

	1st	2nd	3rd	Total
New York	6	5	4	15
PENGUINS	2	1	4	7

PENGUINS						New York					
PLAYER	GP	G	A	TP	PIM	PLAYER	GP	G	A	TP	PIM
Ubricco	4	1	2	3	2	Gilbert	4	2	4	6	0
Dillabough	2	2	0	2	0	Ratelle	4	1	5	6	0
Stratton	3	1	1	2	0	Goyette	4	2	2	4	0
Konik	4	1	1	2	2	Hadfield	4	2	2	4	4
Schinkel	3	0	2	2	0	Neilson	4	0	4	4	2
Price	3	0	2	2	2	Kurtenbach	4	3	0	3	6
Andrea	4	0	2	2	0	Howell	4	1	2	3	6
Bathgate	4	1	0	1	0	Brown	4	1	2	3	0
Dea	4	1	0	1	0	Marshall	4	1	2	3	0
McDonald	4	0	1	1	2	Geoffrion	3	1	1	2	0
Fonteyne	3	0	1	1	0	Fleming	4	0	2	2	2
Speer	4	0	1	1	4	Nevin	4	1	0	1	2
Ingarfield	3	0	0	0	2	Stewart	3	0	1	1	2
McCreary	4	0	0	0	6	W. Hillman	3	0	0	0	2
Boivin	4	0	0	0	0	Seiling	4	0	0	0	4
Hicks	1	0	0	0	0	Henry	1	0	0	0	0
Rivard	2	0	0	0	0	Jeffrey	2	0	0	0	2
MacNeil	4	0	0	0	0	Attwell	1	0	0	0	2
McCallum	2	0	0	0	4	Berenson	1	0	0	0	0
Mattiusi	1	0	0	0	0	Giacomin	4	0	0	0	0
Binkley	2	0	0	0	0	Totals	4	15	27	42	34
Bassen	2	0	0	0	0						
Totals	4	7	13	20	24						
Goalies						Goalie					
GP	MP	GA	SO	GAPG		GP	MP	GA	SO	GAPG	
Bassen (0-2-0)	2	120	7	0	3.50	Giacomin(3-0-1)	4	240	7	1	1.75
Binkley (0-1-1)	2	120	8	0	4.00						
Totals (0-3-1)	4	240	15	0	3.75						

PITTSBURGH VS. OAKLAND

TEAM	GP	W	L	T	PTS.	GF	GA	PPG	SHG	PIM
PENGUINS	10	5	1	4	14	32	19	3	0	76
Oakland	10	1	5	4	6	19	32	2	0	96

At PITTSBURGH					At Oakland				
Oct. 25—PITT.	4	Oak.	1		Nov. 4—PITT.	1	Oak.	0	
Nov. 29—PITT.	6	Oak.	1		Nov. 25—PITT.	2	Oak.	2	
Dec. 27—PITT.	0	Oak.	0		Jan. 17—PITT.	1	Oak.	1	
Feb. 24—Oak.	3	PITT.	1		Feb. 7—PITT.	4	Oak.	1	
Mar. 2—PITT.	6	Oak.	6		Mar. 27—PITT.	7	Oak.	4	

GOALS BY PERIODS

	1st	2nd	3rd	Total
PENGUINS	10	9	13	32
Oakland	5	10	4	19

PENGUINS						Oakland					
PLAYER	GP	G	A	TP	PIM	PLAYER	GP	G	A	TP	PIM
McDonald	10	6	1	7	6	Boyer	10	2	7	9	8
Bathgate	10	2	5	7	13	Ehman	10	4	4	8	6
Hicks	2	1	5	6	0	B. Harris	7	3	3	6	0
Ubricco	9	4	1	5	2	Brenneman	5	3	1	4	2
Boivin	10	4	1	5	10	Hampson	5	2	2	4	0
McCreary	9	3	2	5	6	Baun	10	1	3	4	8
Fonteyne	9	2	3	5	0	Hicke	6	1	3	4	2
Ingarfield	6	1	4	5	2	Pratt	4	0	2	2	9
Stratton	8	1	4	5	2	Caron	9	1	1	2	0
Schinkel	7	0	5	5	7	Cahan	10	1	0	1	22
Andrea	8	0	5	5	2	Thurlby	3	1	0	1	0
Dea	10	4	0	4	0	Burns	10	0	1	1	0
Dillabough	6	2	2	4	2	R. Harris	6	0	1	1	2
Price	8	0	4	4	2	Szura	3	0	1	1	0
Speer	10	1	2	3	4	Lemieux	3	0	1	1	2
Rivard	4	0	3	3	0	Erickson	8	0	0	0	4
MacNeil	10	1	0	1	8	Odrowski	6	0	0	0	0
Konik	6	0	1	1	2	Swarbrick	7	0	0	0	2
McCallum	4	0	1	1	8	Popein	6	0	0	0	0
Mattiusi	4	0	1	1	0	Cusson	1	0	0	0	0
Pearson	1	0	0	0	0	Marshall	3	0	0	0	2
Lanyon	1	0	0	0	0	Douglas	5	0	0	0	19
Binkley	8	0	0	0	0	Laughton	4	0	0	0	6
Bassen	2	0	0	0	0	Boehm	2	0	0	0	2
Totals	10	32	50	82	76	Clancy	1	0	0	0	0
						Hodge	9	0	0	0	0
						Smith	1	0	0	0	0
						Totals	10	19	30	49	96
Goalies						Goalies					
GP	MP	GA	SO	GAPG		GP	MP	GA	SO	GAPG	
Binkley (4-1-3)	8	480	16	2	2.00	Hodge (1-5-3)	9	540	32	0	3.56
Bassen (1-0-1)	2	120	3	0	1.50	Smith (0-0-1)	1	60	0	1	0.00
Totals (5-1-4)	10	600	19	2	1.90	Totals (1-5-4)	10	600	32	1	3.20

PITTSBURGH VS. PHILADELPHIA

TEAM	GP	W	L	T	PTS.	GF	GA	PPG	SHG	PIM
PENGUINS	10	4	3	3	11	20	12	3	0	105
Philadelphia	10	3	4	3	9	12	20	1	0	108

At PITTSBURGH					At Philadelphia				
Nov. 8—PITT.	1	Phil.	1		Oct. 19— Phil.	1	PITT.	0	
Nov. 15—PITT.	5	Phil.	0		Dec. 17— Phil.	2	PITT.	1	
Jan. 6—PITT.	2	Phil.	2		Jan. 7— Phil.	3	PITT.	1	
Feb. 21—PITT.	1	Phil.	1		Feb. 25— PITT.	2	Phil.	1	
Mar. 31—PITT.	5	Phil.	1		Mar. 30—*PITT.	2	Phil.	0	

*—Played in Quebec

GOALS BY PERIODS

	1st	2nd	3rd	Total
PENGUINS	9	4	7	20
Philadelphia	1	7	4	12

PENGUINS						Philadelphia					
PLAYER	GP	G	A	TP	PIM	PLAYER	GP	G	A	TP	PIM
McDonald	10	2	6	8	14	Angotti	10	2	4	6	4
Bathgate	10	2	5	7	2	Selby	7	2	2	4	4
Schinkel	8	1	3	4	2	Sutherland	7	2	1	3	0
Ubriaco	10	1	3	4	2	Dornhoefer	7	1	2	3	8
Price	10	1	3	4	6	Lacroix	4	2	0	2	0
Andrea	8	2	2	4	0	Hoekstra	9	1	1	2	0
Ingarfield	8	2	1	3	4	Rocheft	10	1	1	2	4
Fonteyne	10	2	1	3	0	Blackburn	9	0	2	2	2
Stratton	8	2	1	3	6	Hannigan	9	0	2	2	2
Dea	9	1	2	3	0	Kennedy	10	1	0	1	14
Boivin	10	1	1	2	20	Van Impe	8	0	1	1	24
Dillabough	6	1	1	2	7	Watson	9	0	1	1	10
Speer	10	0	2	2	10	Zeidel	9	0	1	1	6
McCreary	10	1	0	1	4	LaForge	9	0	1	1	2
Rivard	3	0	1	1	0	Gendron	1	0	1	1	2
Hicks	2	1	0	1	0	Miszuk	10	0	0	0	4
MacNeil	10	0	0	0	8	Gauthier	8	0	0	0	16
Konik	6	0	0	0	2	Stratton	2	0	0	0	0
McCallum	5	0	0	0	8	Hicks	6	0	0	0	0
Mattiusi	3	0	0	0	6	Paiment	2	0	0	0	0
Lanyon	1	0	0	0	0	Hanna	4	0	0	0	0
Binkley	8	0	0	0	0	Johnson	2	0	0	0	0
Bassen	2	0	0	0	2	Peters	4	0	0	0	0
Bench	—	—	—	—	2	Favell	7	0	0	0	0
Totals	10	20	32	52	105	Parent	3	0	0	0	2
						Bench	—	—	—	—	4
						Totals	10	12	20	32	108

Goalies	GP	MP	GA	SO	GAPG	Goalies	GP	MP	GA	SO	GAPG
Binkley (2-3-3)	8	480	11	1	1.38	Favell (2-3-2)	7	420	12(1)	1	1.71
Bassen (2-0-0)	2	120	1	1	0.50	Parent (1-1-1)	3	180	7	0	2.33
Totals (4-3-3)	10	600	12	2	1.20	Totals (3-4-3)	10	600	19(1)	1	1.90

PITTSBURGH VS. ST. LOUIS

TEAM	GP	W	L	T	PTS.	GF	GA	PPG	SHG	PIM
St. Louis	10	6	4	0	12	33	25	4	4	108
PENGUINS	10	4	6	0	8	25	33	8	2	85

At PITTSBURGH					At St. Louis				
Oct. 14—St. L.	4	PITT.	2		Oct. 13—PITT.	3	St. L.	1	
Nov. 11—St. L.	5	PITT.	1		Nov. 18—PITT.	5	St. L.	3	
Feb. 1—PITT.	2	St. L.	0		Dec. 29—St. L.	2	PITT.	1	
Feb. 16—St. L.	3	PITT.	1		Jan. 31—St. L.	9	PITT.	4	
Mar. 20—PITT.	4	St. L.	2		Mar. 6—St. L.	4	PITT.	2	

GOALS BY PERIODS

	1st	2nd	3rd	Total
St. Louis	9	13	11	33
PENGUINS	8	8	9	25

PENGUINS						St. Louis					
PLAYER	GP	G	A	TP	PIM	PLAYER	GP	G	A	TP	PIM
Bathgate	10	2	7	9	18	Roberts	10	5	6	11	8
McDonald	10	5	2	7	0	McCreary	9	6	3	9	2
Fonteyne	9	1	5	6	0	Berenson	6	5	3	8	4
Ingarfield	7	2	3	5	0	Melnyk	10	4	4	8	0
Rivard	5	2	3	5	2	Crisp	10	3	3	6	0
Stratton	8	3	1	4	0	Keenan	8	3	1	4	0
Schinkel	6	2	2	4	2	Rivers	4	1	3	4	4
Andrea	9	2	2	4	0	Schock	7	0	4	4	0
Price	10	1	3	4	14	B. Plager	4	2	1	3	16
Ubriaco	9	1	2	3	2	N. Picard	8	1	2	3	18
McCreary	9	1	2	3	0	McKenney	3	1	2	3	0
MacNeil	10	1	2	3	8	Ecclestone	6	2	0	2	8
Konik	8	1	1	2	2	St. Marseille	6	1	1	2	2
Hicks	2	1	1	2	0	Sabourin	6	1	1	2	6
Speer	7	0	2	2	10	R. Picard	4	1	1	2	6
Dillabough	6	0	2	2	7	Stewart	4	1	1	2	0
Dea	10	0	0	0	2	Hucul	6	0	2	2	10
Boivin	10	0	0	0	4	Arbour	10	0	1	1	0
McCallum	6	0	0	0	4	Talbot	2	0	1	1	0
Mattiusi	4	0	0	0	6	Moore	2	0	1	1	0
Bassen	6	0	0	0	4	Cameron	5	0	1	1	2
Binkley	5	0	0	0	0	Martin	6	0	1	1	0
Totals	10	25	40	65	85	Fortin	2	0	1	1	0
						Kannegeisser	3	0	1	1	4
						Aitwell	4	0	1	1	4
						R. Plager	9	0	0	0	12
						Edestrand	3	0	0	0	2
						Veneruzzo	1	0	0	0	0
						Beaudin	1	0	0	0	0
						Hall	4	0	0	0	0
						Totals	10	37	46	83	108

Goalies	GP	MP	GA	SO	GAPG	Goalies	GP	MP	GA	SO	GAPG
Binkley (1-4-0)	5	280	16(1)	1	3.43	Martin (4-2-0)	6	360	12(1)	0	2.00
Bassen (3-2-0)	6	320	16	0	3.00	Hall (2-2-0)	4	240	11(1)	0	2.75
Totals (4-6-0)	10	600	32(1)	1	3.20	Totals (6-4-0)	10	600	23(2)	0	2.30

PITTSBURGH VS. TORONTO

TEAM	GP	W	L	T	PTS.	GF	GA	PPG	SHG	PIM
PENGUINS	4	2	1	1	5	9	14	2	0	22
Toronto	4	1	2	1	3	14	9	1	0	32

At PITTSBURGH					At Toronto				
Jan. 12—PITT.	4	Tor.	3		Dec. 13—PITT.	2	Tor.	1	
Feb. 3—PITT.	3	Tor.	3		Jan. 13—Tor.	7	PITT.	0	

GOALS BY PERIODS

	1st	2nd	3rd	Total
Toronto	6	7	1	14
PENGUINS	1	5	3	9

PENGUINS						Toronto					
PLAYER	GP	G	A	TP	PIM	PLAYER	GP	G	A	TP	PIM
McDonald	4	3	0	3	0	Pulford	4	3	2	5	2
Stratton	4	2	1	3	0	Mahovlich	4	3	2	5	2
Schinkel	3	1	2	3	2	Keon	4	2	3	5	0
Bathgate	4	0	3	3	2	Oliver	4	3	1	4	0
Fonteyne	4	0	3	3	0	Ellis	4	2	1	3	0
Boivin	4	1	1	2	2	Hillman	4	0	3	3	2
Rivard	1	0	2	2	0	Pappin	4	0	3	3	2
Ubriaco	3	1	0	1	0	Conacher	4	1	1	2	2
Dillabough	3	1	0	1	0	Stanley	4	0	2	2	0
Ingarfield	2	0	1	1	0	Walton	4	0	2	2	2
Price	4	0	1	1	6	Pronovost	4	0	1	1	2
Andrea	4	0	1	1	0	Rupp	4	0	1	1	0
MacNeil	4	0	1	1	4	Horton	4	0	1	1	2
Dea	4	0	0	0	0	Armstrong	4	0	1	1	0
McCreary	4	0	0	0	2	Stemkowski	4	0	0	0	2
Speer	4	0	0	0	0	Carleton	4	0	0	0	2
Konik	2	0	0	0	0	Bower	2	0	0	0	12
McCallum	1	0	0	0	2	Gamble	2	0	0	0	0
Mattiussi	3	0	0	0	0	Totals	4	14	23	37	32
Binkley	4	0	0	0	0						
Bassen	1	0	0	0	0						
Bench	—	—	—	—	2						
Totals	4	9	16	25	22						
Goalies	GP	MP	GA	SO	GAPG	Goalies	GP	MP	GA	SO	GAPG
Binkley (2-1-1)	4	220	14	0	3.82	Bower (0-1-1)	2	120	5	0	2.50
Bassen (0-0-0)	1	20	0	0	0.00	Gamble (1-1-0)	2	120	4	1	2.00
Totals (2-1-1)	4	240	14	0	3.50	Totals (1-2-1)	4	240	9	1	2.25

NHL STARTING TIMES

BOSTON	
Week Nights	8:00 P. M.
Sundays and Holidays	7:30 P. M.
Matinees	2:00 P. M.
Jan. 19	1:00 P. M.

CHICAGO	
All Night Games	7:30 P. M.
Feb. 2, 16	1:00 P. M.

DETROIT	
Week Nights	8:00 P. M.
Sundays	7:00 P. M.
Matinees	2:00 P. M.

LOS ANGELES	
Week Nights	8:00 P. M.
Sundays	7:00 P. M.

MINNESOTA	
Week Nights	8:00 P. M.
Dec. 25, Jan. 19	7:00 P. M.
Matinees	1:30 P. M.
Jan. 12	12:00 NOON
Feb. 23	1:00 P. M.

MONTREAL	
All Night Games	8:00 P. M.
Jan. 4	4:00 P. M.

NEW YORK	
Week Nights	7:30 P. M.
Sundays	7:00 P. M.
March 16	8:30 P. M.
Matinees	1:30 P. M.
Jan. 26, March 9	2:00 P. M.

OAKLAND	
Week Nights	8:00 P. M.
Sundays	7:00 P. M.

PHILADELPHIA	
Week Nights	8:00 P. M.
Sundays and Christmas Night	7:00 P. M.
Matinees	2:00 P. M.
Jan. 18, March 29	2:30 P. M.

PITTSBURGH	
Week Nights	8:00 P. M.
Sundays	7:00 P. M.
Matinees	2:30 P. M.

ST. LOUIS	
Week Nights	8:00 P. M.
Sundays	7:00 P. M.

TORONTO	
All Night Games	8:00 P. M.
March 2	2:00 P. M.

NHL PUBLIC RELATIONS DIRECTORY

Boston Bruins

Herb Ralby
150 Causeway St.
Boston, Mass. 02114
Bus. Phone: CA. 7-3209 (617)
Home Phone: 698-2072 (617)

Chicago Black Hawks

Don Murphy
1800 W. Madison St.
Chicago, Ill.
Bus. Phone: SE. 3-5300 (312)
Home Ph: UN. 4-3981 (312)

Detroit Red Wings

Ron Cantera
5920 Grand River
Detroit, Mich.
Bus. Phone: 895-3733 (313)
Home Phone: 562-7447 (313)

Los Angeles Kings

Jon Washington
The Forum
P.O. Box 10
Inglewood, Calif. 90306
Bus. Phone: 674-6000 (213)
Home Phone: 671-1574 (213)

Minnesota North Stars

Dick Dillman
Metropolitan Sports Center
7901 Cedar Ave. South
Bloomington, Minn. 55420
Bus. Phone: 884-4010 (612)
Home Phone: 429-3564 (612)

Montreal Canadiens

Marc Cloutier
2313 St. Catherine St. W.
Montreal, Canada
Bus. Phone: WE. 2-6131 (514)
Home Phone: 625-5692 (514)

NHL-New York

Don V. Ruck
Suite 2480
2 Pennsylvania Plaza
New York, N. Y. 10001
Bus. Phone: 695-3600 (212)
Home Phone: 288-2860 (203)

New York Rangers

John Halligan
4 Pennsylvania Plaza
New York, N. Y. 10001
Bus. Phone: 594-6600 (212)
Home Phone: 791-3768 (201)

Oakland Seals

Tim Ryan
Edgewater Inn
455 Hegenberger Road
Oakland, Calif. 94621
Bus. Phone: 635-2500 (415)
Home Phone: 569-6983 (415)

Philadelphia Flyers

Joe Kadlec
The Spectrum, Pattison Place
Philadelphia, Pa.
Bus. Phone: 465-4500 (215)
Home Phone: 288-9505 (215)

Pittsburgh Penguins

Joe Gordon
Civic Arena - Gate 7
Pittsburgh, Pa. 15219
Bus. Phone: 261-4010 (412)
Home Phone: 421-1374 (412)

St. Louis Blues

Wayne Cooper
3700 Oakland Ave.
St. Louis, Missouri 63110
Bus. Phone: MI. 4-0900 (314)
Home Phone: He. 2-5828 (314)

Toronto Maple Leafs

John Andersen
60 Carlton St.
Toronto, Ont.
Bus. Phone: 368-1641 (416)
Home Phone: 259-5847 (416)

NHL-Montreal

Ron Andrews
922 Sun Life Bldg.
Montreal, Canada
Bus. Phone: 866-3755 (514)
Home Phone: 684-7870 (514)

PENGUINS 1968-69 AWAY GAMES

1	PITTSBURGH	AT TORONTO	WED., OCT. 16
2	PITTSBURGH	AT PHILADELPHIA	THURS., OCT. 17
3	PITTSBURGH	AT NEW YORK	WED., OCT. 30
4	PITTSBURGH	AT LOS ANGELES	SAT., NOV. 2
5	PITTSBURGH	AT OAKLAND	SUN., NOV. 3
6	PITTSBURGH	AT MONTREAL	THURS., NOV. 7
7	PITTSBURGH	AT CHICAGO	WED., NOV. 13
8	PITTSBURGH	AT TORONTO	WED., NOV. 20
9	PITTSBURGH	AT CHICAGO	THURS., NOV. 28*
10	PITTSBURGH	AT LOS ANGELES	SAT., NOV. 30
11	PITTSBURGH	AT OAKLAND	SUN., DEC. 1
12	PITTSBURGH	AT ST. LOUIS	SAT., DEC. 7
13	PITTSBURGH	AT MINNESOTA	WED., DEC. 11
14	PITTSBURGH	AT BOSTON	SUN., DEC. 15
15	PITTSBURGH	AT PHILADELPHIA	TUE., DEC. 17*
16	PITTSBURGH	AT CHICAGO	SUN., DEC. 22
17	PITTSBURGH	AT ST. LOUIS	THURS., DEC. 26
18	PITTSBURGH	AT MONTREAL	THURS., JAN. 2*
19	PITTSBURGH	AT DETROIT	SUN., JAN. 5
20	PITTSBURGH	AT BOSTON	SUN., JAN. 12
21	PITTSBURGH	AT MINNESOTA	WED., JAN. 15
22	PITTSBURGH	AT DETROIT	THURS., JAN. 16
23	PITTSBURGH	AT LOS ANGELES	SAT., JAN. 18
24	PITTSBURGH	AT OAKLAND	SUN., JAN. 19
25	PITTSBURGH	AT PHILADELPHIA	SUN., JAN. 26
26	PITTSBURGH	AT NEW YORK	SUN., FEB. 2
27	PITTSBURGH	AT MINNESOTA	SUN., FEB. 9
28	PITTSBURGH	AT ST. LOUIS	WED., FEB. 12
29	PITTSBURGH	AT DETROIT	THURS., FEB. 20*
30	PITTSBURGH	AT TORONTO	SAT., MAR. 1
31	PITTSBURGH	AT BOSTON	SUN., MAR. 2
32	PITTSBURGH	AT NEW YORK	WED., MAR. 12
33	PITTSBURGH	AT LOS ANGELES	SAT., MAR. 15
34	PITTSBURGH	AT OAKLAND	SUN., MAR. 16
35	PITTSBURGH	AT MONTREAL	THURS., MAR. 20*
36	PITTSBURGH	AT ST. LOUIS	SAT., MAR. 22
37	PITTSBURGH	AT MINNESOTA	TUE., MAR. 25
38	PITTSBURGH	AT PHILADELPHIA	SAT., MAR. 29

*Televised Game—WTAE-TV, Channel 4