

OCTOBER 1979

| SUN | MON | TUES | WEDS | THURS | FRI | SAT |
|------------|-----|------|------------|------------|-----|------------|
| | 1 | 2 | 3 | 4 | 5 | 6 |
| 7 | 8 | 9 | 10 WIN | 11 | 12 | 13 HART |
| 14 BOST | 15 | 16 | 17 LA | 18 | 19 | 20 WASH |
| 21 NYR | 22 | 23 | 24 BUFF | 25 MONT | 26 | 27 PHIL |
| 28 | 29 | 30 | 31 COLO | | | |

NOVEMBER 1979

| SUN | MON | TUES | WEDS | THURS | FRI | SAT |
|-----------|-----|------|-----------|----------|------------|------------|
| | | | | 1 | 2 | 3 ATL |
| 4 | 5 | 6 | 7 MONT | 8 | 9 | 10 BOST |
| 11 NYR | 12 | 13 | 14 | 15 LA | 16 VAN | 17 |
| 18 WIN | 19 | 20 | 21 STL | 22 | 23 ATL | 24 NYR |
| 25 | 26 | 27 | 28 QUE | 29 | 30 HART | |

DECEMBER 1979

| SUN | MON | TUES | WEDS | THURS | FRI | SAT |
|-----------|------------|-----------|-----------|------------|-----------|-----------|
| | | | | | | 1 COLO |
| 2 | 3 | 4 | 5 VAN | 6 | 7 WASH | 8 CHI |
| 9 | 10 | 11 STL | 12 NYI | 13 | 14 | 15 NYI |
| 16 QUE | 17 | 18 | 19 CHI | 20 PHIL | 21 | 22 NYR |
| 23 | 24 | 25 | 26 DET | 27 | 28 ATL | 29 ATL |
| 30 | 31 MINN | | | | | |

JANUARY 1980

| SUN | MON | TUES | WEDS | THURS | FRI | SAT |
|-----------|----------|------|-----------|------------|-----|-----------|
| | | 1 | 2 MONT | 3 NYI | 4 | 5 BUFF |
| 6 | 7 TOR | 8 | 9 VAN | 10 | 11 | 12 CHI |
| 13 | 14 | 15 | 16 TOR | 17 HART | 18 | 19 EDM |
| 20 | 21 | 22 | 23 EDM | 24 COLO | 25 | 26 BOS |
| 27 BOS | 28 | 29 | 30 STL | 31 DET | | |

FEBRUARY 1980

| SUN | MON | TUES | WEDS | THURS | FRI | SAT |
|------------|-----|------|-----------|----------|-----|------------|
| | | | | | 1 | 2 PHIL |
| 3 | 4 | 5 | 6 | 7 BUF | 8 | 9 MINN |
| 10 CHI | 11 | 12 | 13 TOR | 14 | 15 | 16 MONT |
| 17 PHIL | 18 | 19 | 20 DET | 21 | 22 | 23 QUE |
| 24 QUE | 25 | 26 | 27 WIN | 28 | 29 | |

MARCH 1980

| SUN | MON | TUES | WEDS | THURS | FRI | SAT |
|------------|----------|------------|----------|----------|------------|------------|
| | | | | | | 1 |
| 2 NYI | 3 STL | 4 | 5 TOR | 6 | 7 | 8 EDM |
| 9 DET | 10 | 11 | 12 LA | 13 | 14 | 15 MINN |
| 16 | 17 | 18 MINN | 19 | 20 | 21 EDM | 22 |
| 23 WIN | 24 | 25 VAN | 26 | 27 LA | 28 COLO | 29 |
| 30 WASH | ** | 31 | | | | |

APRIL 1980


| SUN | MON | TUES | WEDS | THURS | FRI | SAT |
|-----|-----|-----------|-----------|-------|-----|-----------|
| | | 1 WASH | 2 HART | 3 | 4 | 5 BUFF |
| 6 | 7 | 8 | 9 | 10 | 11 | 12 |
| 13 | 14 | 15 | 16 | 17 | 18 | 19 |
| 20 | 21 | 22 | 23 | 24 | 25 | 26 |
| 27 | 28 | 29 | 30 | | | |

- AWAY
- HOME
- Televised Game on WPGH-TV (Channel 53)

Starting Time:

Saturdays 8:05/Week Nites & Sundays 7:35/**Matinee 2:35

PITTSBURGH
Penguins



1979/80
FACT BOOK

PITTSBURGH
Penguins



1979-80 HOME SCHEDULE

| DAY | DATE | OPPONENT | TIME |
|------------|-------------|-----------------|-------------|
| Wednesday | October 10 | Winnipeg | 7:35 |
| Saturday | October 13 | Hartford | 8:05 |
| Wednesday | October 17 | Los Angeles | 7:35 |
| Saturday | October 20 | Washington | 8:05 |
| Saturday | October 27 | Philadelphia | 8:05 |
| Wednesday | October 31 | Colorado | 7:35 |
| Saturday | November 3 | Atlanta | 8:05 |
| Wednesday | November 7 | Montreal | 7:35 |
| Saturday | November 10 | Boston | 8:05 |
| Wednesday | November 21 | St. Louis | 7:35 |
| Saturday | November 24 | NY Rangers | 8:05 |
| Wednesday | November 28 | Quebec | 7:35 |
| Saturday | December 1 | Colorado | 8:05 |
| Wednesday | December 5 | Vancouver | 7:35 |
| Saturday | December 8 | Chicago | 8:05 |
| Wednesday | December 12 | NY Islanders | 7:35 |
| Saturday | December 22 | NY Rangers | 8:05 |
| Wednesday | December 26 | Detroit | 7:35 |
| Saturday | December 29 | Atlanta | 8:05 |
| Wednesday | January 2 | Montreal | 7:35 |
| Saturday | January 5 | Buffalo | 8:05 |
| Wednesday | January 9 | Vancouver | 7:35 |
| Saturday | January 12 | Chicago | 8:05 |
| Wednesday | January 16 | Toronto | 7:35 |
| Saturday | January 19 | Edmonton | 8:05 |
| Saturday | January 26 | Boston | 8:05 |
| Wednesday | January 30 | St. Louis | 7:35 |
| Saturday | February 2 | Philadelphia | 8:05 |
| Saturday | February 9 | Minnesota | 8:05 |
| Wednesday | February 20 | Detroit | 7:35 |
| Saturday | February 23 | Quebec | 8:05 |
| Wednesday | February 27 | Winnipeg | 7:35 |
| Sunday | March 2 | NY Islanders | 2:35 |
| Wednesday | March 5 | Toronto | 7:35 |
| Saturday | March 8 | Edmonton | 8:05 |
| Wednesday | March 12 | Los Angeles | 7:35 |
| Saturday | March 15 | Minnesota | 8:05 |
| Sunday | March 30 | Washington | 2:35 |
| Wednesday | April 2 | Hartford | 7:35 |
| Saturday | April 5 | Buffalo | 8:05 |

PITTSBURGH
Penguins

1979-80

FACT BOOK

Published by: **Pittsburgh Penguins, Inc.**

EDITOR: Terry Schiffhauer

ASSISTANT EDITOR: Cindy Himes

PHOTOS: Paul Salva

COVER PHOTO: Robert Shaver

\$2.00

VINCENT J. BARTIMO
President & Chairman of the Board



If one were to ask Vin Bartimo what provided the springboard for his multi-faceted administrative assignment with the DeBartolo Corporation, he would refer to the fourteen years he spent as a reporter, columnist and newspaper assistant-publisher.

Armed with a Bachelor of Journalism degree from the University of Missouri and a Master's in Journalism from Boston University, Bartimo, a native of the Boston area, covered national and international politics, during which time he travelled most of the globe. He still retains a White House press pass, and the certificate granted to him from Harvard University, where he was the youngest member of the Fourth Estate ever invited to address the prestigious Neiman Fellows.

But sports was an area he particularly enjoyed, and in addition to writing a sports column in New England for four years, he co-published The Horsemen's Journal, the magazine of the Horsemen's Benevolent Protective Association. He successfully represented the horsemen in their negotiations with track management, as he had formerly represented his fellow journalists in the Newspaper Guild.

His reputation as a firm but fair negotiator brought him his first administrative assignment in racing, as Vice-President and General Manager of Green Mountain Race Track in Pownal, Vt., which increased consistently in handle and attendance throughout his 12-year leadership.


His racing affiliations brought him to the DeBartolo Corporation in 1975, when he took over the operation of Edward J. DeBartolo, Sr.'s Louisiana Downs, a thirty-one million dollar thoroughbred facility in Bossier City, La., as its President and General Manager.

The track had encountered serious difficulties in its first season, at the conclusion of which Bartimo took the reins. The DeBartolo-Bartimo combination reversed both the image and the financial prognosis in their first year of association. The Downs re-opens June 30th for a 105 day Summer-Fall meeting.

Bartimo has also represented the DeBartolos as management consultant with the San Francisco 49ers, purchased last year by Edward DeBartolo, Jr.

According to Bartimo, "There are tremendous similarities between Pittsburgh and my home-base, the Boston area. They are both sports-oriented cities, with unusually knowledgeable and enthusiastic fans. They are also critical, which they should be. They are entitled to be given the best performance a club can produce. This is what we believe in, and this is what we are here to do in Pittsburgh for the Penguin fans."

PAUL MARTHA
Vice President & General Counsel



With the complexity of today's professional sports scene, a full-time lawyer is a must on a club's roster of officials. The Penguins have just the right man in Paul Martha, who has been on both sides of the playing field as a former All American halfback at the University of Pittsburgh and later a member of the Pittsburgh Steelers and Denver Broncos.

After earning a Bachelor of Science degree at the University of Pittsburgh and a Doctor of Law degree at Duquesne University, Paul has been in the business world for several years.

With the takeover of the Penguins by the Edward J. DeBartolo Corporation, Martha assumed the duties of vice-president and is in charge of the day to day operation reporting to both Mr. DeBartolo and Mr. Bartimo.


He serves the Penguins on the National Hockey League Board of Governors and is on several key committees in the league, namely the Owner-Player Council and the Broadcast Committee.

He has served as a Neutral Arbitrator for the National Football League, in which he mediated grievances between the NFL Player's Association and the League. He is also currently handling legal work for the San Francisco '49ers, another member of the DeBartolo sports conglomerate.

A real "workaholic", Paul's current project is the negotiations for the corporation to assume control of the Civic Arena, a major step in solidifying the future of the Penguins and growth of the Uptown section of the city.

With his many hats and responsibilities, it's tough to find time to be with his wife Bobbie, and their three sons.

BAZ BASTIEN
General Manager



For years, Baz Bastien was known as the goaltender who lost an eye and had a great career ended prematurely. Local fans knew him when he coached the Pittsburgh Hornets to the Calder Cup championship in the final year of existence in the American Hockey League.

That all changed last year when he received national recognition and was named the Executive of the Year by the Hockey News.


Prior to the start of the 1978 season Baz completed three major deals that brought Randy Carlyle and George Ferguson from Toronto. He then secured Orest Kindrachuk, Tom Bladon and Ross Lonsberry from the Philadelphia Flyers for a draft choice. A three-way deal with Boston and Atlanta brought Gregg Sheppard to the Pens.

Then came Dale Tallon and Rod Schutt in separate deals. The emergence of young Greg Millen led to a pair of moves for this year. Denis Herron was sent to Montreal for right wing Pat Hughes and goalie Bob Holland. Hughes has been on Bastien's list of "future stars" and the shrewd GM was finally able to obtain him.

Whether it's behind the desk for contract negotiations or on the phone with another general manager, Baz is a calculated gambler and his trades have turned the Penguins into a solid club.

Baz is a past recipient of the Dapper Dan Award which is given to the Pittsburgher who is the most significant sports personality. He has also won the James Balmer Award on two occasions as the person who has made the largest contribution to hockey in Pittsburgh.

JOHNNY WILSON
Coach



Johnny Wilson starts his third season as coach of the Penguins and on paper, this is the strongest team Pittsburgh has ever had in the thirteen years of existence in the National Hockey League.

Johnny and his brother Larry, who passed away unexpectedly this summer, were outstanding junior players in Windsor, Ontario. Johnny eventually played eleven seasons in the National Hockey League with Detroit, Chicago, Toronto and the New York Rangers and was on four Stanley Cup winners in Detroit.

When he speaks of what it takes to be a winner, he knows, he has been there.

After retiring in 1962, and at the time holding the NHL record as the league's "Iron Man" with 580 consecutive games played, Wilson turned to coaching. He began with the Ottawa Montagnards and then went to Princeton University.

He worked for the Los Angeles Kings from 1966-69 coaching Springfield in the American Hockey League and also spent time coaching the L. A. Kings. In 1971 he won the Calder Cup title with Springfield.

He then joined the Detroit organization with Tidewater, but was moved up to the Red Wings to replace Doug Barkley and gave the Wings a winning record.

He has been with the Atlanta Flames, two WHA teams and a year with Colorado before coming to Pittsburgh and helping mold a winner.


Johnny's goal in life - "To display the silverware (Stanley Cup) to the fine fans in Pittsburgh."

PENGUINS' STAFF

SCOUTING



Ken Schinkel
Director of
Player Personnel



Clare Rothermal
Western Scout




Billy Taylor
Eastern Scout

MARKETING & FINANCE



Tom Rossetti
Secretary &
Treasurer



Don LeRose
Director of
Marketing & Sales




Tom Wood
Ticket Manager

MEDIA & HOCKEY



Terry Schiffhauer
Director of
Press Relations



Steve Thomas
Trainer



John Doolan
Equipment Manager

RECORD - YEAR BY YEAR

| YEAR | GP | W | L | T | PTS | GF | GA | FINISH |
|--------------|------------|------------|------------|------------|------------|-------------|-------------|---------|
| 1978-79 | 80 | 36 | 31 | 13 | 85 | 281 | 279 | Second* |
| 1977-78 | 80 | 25 | 37 | 18 | 68 | 254 | 321 | Fourth |
| 1976-77 | 80 | 34 | 33 | 13 | 81 | 240 | 252 | Third* |
| 1975-76 | 80 | 35 | 33 | 12 | 82 | 339 | 303 | Third* |
| 1974-75 | 80 | 37 | 28 | 15 | 89 | 326 | 289 | Third* |
| 1973-74 | 78 | 28 | 41 | 9 | 65 | 242 | 273 | Fifth |
| 1972-73 | 78 | 32 | 37 | 9 | 73 | 257 | 265 | Fifth |
| 1971-72 | 78 | 26 | 38 | 14 | 66 | 220 | 258 | Fourth* |
| 1970-71 | 78 | 21 | 37 | 20 | 62 | 221 | 240 | Sixth |
| 1969-70 | 76 | 26 | 38 | 12 | 64 | 182 | 238 | Second* |
| 1968-69 | 76 | 20 | 45 | 11 | 51 | 189 | 252 | Fifth |
| 1967-68 | 74 | 27 | 34 | 13 | 67 | 195 | 216 | Fifth |
| TOTAL | 938 | 347 | 432 | 159 | 853 | 2946 | 3186 | |

* - Qualified for Stanley Cup Playoffs

HOME RECORD

| YEAR | GP | W | L | T | PTS | GF | GA |
|--------------|------------|------------|------------|-----------|------------|-------------|-------------|
| 1978-79 | 40 | 23 | 12 | 5 | 51 | 152 | 120 |
| 1977-78 | 40 | 16 | 15 | 9 | 41 | 143 | 147 |
| 1976-77 | 40 | 22 | 12 | 6 | 50 | 139 | 119 |
| 1975-76 | 40 | 23 | 11 | 6 | 52 | 196 | 137 |
| 1974-75 | 40 | 25 | 5 | 10 | 60 | 192 | 113 |
| 1973-74 | 39 | 15 | 18 | 6 | 36 | 124 | 116 |
| 1972-73 | 39 | 24 | 11 | 4 | 52 | 150 | 104 |
| 1971-72 | 39 | 18 | 15 | 6 | 42 | 132 | 125 |
| 1970-71 | 39 | 18 | 12 | 9 | 45 | 126 | 92 |
| 1969-70 | 38 | 17 | 13 | 8 | 42 | 105 | 108 |
| 1968-69 | 38 | 12 | 20 | 6 | 30 | 99 | 113 |
| 1967-68 | 37 | 15 | 12 | 10 | 40 | 115 | 101 |
| TOTAL | 469 | 228 | 156 | 85 | 541 | 1673 | 1395 |

AWAY RECORD

| YEAR | GP | W | L | T | PTS | GF | GA |
|--------------|------------|------------|------------|-----------|------------|-------------|-------------|
| 1978-79 | 40 | 13 | 19 | 8 | 34 | 129 | 159 |
| 1977-78 | 40 | 9 | 22 | 9 | 27 | 111 | 174 |
| 1976-77 | 40 | 12 | 21 | 7 | 31 | 101 | 133 |
| 1975-76 | 40 | 12 | 22 | 6 | 30 | 143 | 166 |
| 1974-75 | 40 | 12 | 23 | 5 | 29 | 134 | 176 |
| 1973-74 | 39 | 13 | 23 | 3 | 29 | 118 | 157 |
| 1972-73 | 39 | 8 | 26 | 5 | 21 | 107 | 161 |
| 1971-72 | 39 | 8 | 23 | 8 | 24 | 88 | 133 |
| 1970-71 | 39 | 3 | 25 | 11 | 17 | 95 | 148 |
| 1969-70 | 38 | 9 | 25 | 4 | 22 | 77 | 130 |
| 1968-69 | 38 | 8 | 25 | 5 | 21 | 90 | 139 |
| 1967-68 | 37 | 12 | 22 | 3 | 27 | 80 | 115 |
| TOTAL | 469 | 119 | 276 | 74 | 312 | 1273 | 1791 |

PLAYOFF RECORD

| | |
|---------|--|
| 1978-79 | Eliminated Buffalo 2-1 in Preliminary Round Lost to Boston 4-0 in Quarter-final Round |
| 1976-77 | Lost to Toronto 2-1 in Preliminary Round |
| 1975-76 | Lost to Toronto 2-1 in Preliminary Round |
| 1974-75 | Eliminated St. Louis 2-0 in Preliminary Round Lost to New York Islanders 4-3 in Quarter-final Round |
| 1971-72 | Lost to Chicago 4-0 in Quarter-final Round |
| 1969-70 | Eliminated Oakland 4-0 in Quarter-final Round Lost to St. Louis 4-2 in Semi-final Round |

PENGUIN COACHES & RECORDS

| | |
|---------|--|
| 1967-68 | George "Red" Sullivan |
| 1968-69 | George "Red" Sullivan |
| 1969-70 | Leonard "Red" Kelly |
| 1970-71 | Leonard "Red" Kelly |
| 1971-72 | Leonard "Red" Kelly |
| 1972-73 | Leonard "Red" Kelly & Ken Schinkel (Jan. 13, 1973) |
| 1973-74 | Ken Schinkel & Marc Boileau (Feb. 6, 1974) |
| 1974-75 | Marc Boileau |
| 1975-76 | Marc Boileau & Ken Schinkel (Jan. 17, 1976) |
| 1976-77 | Ken Schinkel |
| 1977-78 | Johnny Wilson |
| 1978-79 | Johnny Wilson |

| | Games | Won | Lost | Tied | Points | Percentage |
|---------------|------------|------------|------------|------------|------------|-------------|
| Marc Boileau | 151 | 66 | 61 | 24 | 156 | .517 |
| Johnny Wilson | 160 | 61 | 68 | 31 | 153 | .478 |
| Ken Schinkel | 203 | 83 | 92 | 28 | 194 | .478 |
| Red Kelly | 274 | 90 | 132 | 52 | 232 | .423 |
| Red Sullivan | 150 | 47 | 79 | 24 | 118 | .393 |
| TOTAL | 938 | 347 | 432 | 159 | 853 | .458 |

PENS ON RADIO & TELEVISION

The Penguins will broadcast all 80 games this season on the Pittsburgh Penguin Radio Network. WWSW Radio (970 AM) is the flagship station. Other stations as of press time include:

WHJB-AM (620 AM) in Greensburg, Pa.
WKST-AM (1280 AM) in New Castle, Pa.
WSOM-FM (105 FM) in Salem, Ohio

The Penguins will simulcast 18 televised games on WPGH-TV (Channel 53). There are 15 games plus 3 "wild card" games scheduled for the 1979-80 season.

Mike Lange, the Voice of the Penguins will call all of the shots on radio and television. "Great Ball of Fire" will be back for his fifth season with the Penguins.

Terry Schiffhauer will add the color commentary and WPGH-TV Sports Director Stan Savran will handle the intermissions during the telecasts.



Mike Lange



Stan Savran

1979-80 TV SCHEDULE

| | | | |
|------|---------|-----------------------|---------|
| Sun. | Oct. 21 | New York Rangers | 7:30 PM |
| Wed. | Oct. 24 | Buffalo Sabres | 8:00 PM |
| Sun. | Nov. 11 | New York Rangers | 7:30 PM |
| Fri. | Nov. 23 | Atlanta Flames | 8:00 PM |
| Fri. | Dec. 7 | Washington Capitals | 8:00 PM |
| Sun. | Dec. 16 | Quebec Nordiques | 7:30 PM |
| Thu. | Dec. 20 | Philadelphia Flyers | 8:00 PM |
| Fri. | Dec. 28 | Atlanta Flames | 8:00 PM |
| Thu. | Jan. 3 | New York Islanders | 8:00 PM |
| Mon. | Jan. 7 | Toronto Maple Leafs | 8:00 PM |
| Thu. | Feb. 7 | Buffalo Sabres | 8:00 PM |
| Wed. | Feb. 13 | Toronto Maple Leafs | 8:00 PM |
| Sat. | Feb. 16 | Montreal Canadiens | 8:00 PM |
| Mon. | Mar. 3 | St. Louis Blues | 9:00 PM |
| Tue. | Mar. 18 | Minnesota North Stars | 8:30 PM |

RUSS ANDERSON

Defense 6'3" 210 lbs.
 Age: 24 (February 12, 1955)
 Born: Minneapolis, Minn.
 Shoots: Left
 Acquired: 1975 Amateur Draft
 (2nd round)




Big hard hitting defensemen are at a premium in the National Hockey League, but the Penguins are fortunate to have one in the person of Russ Anderson. The only American on the team, Russ starts his fourth season with the Penguins after being a second round draft choice in 1975. On the ice, his defensive play and aggressiveness have earned him the nickname of "The Enforcer", off the ice he is known as the lucky guy who married Dorothy Benham, Miss America of 1976. A fractured cheekbone late in March forced Russ out of the lineup for most of the playoffs. Prior to playing for the N.C.A.A. Champion hockey team at the University of Minnesota, Russ was a standout linebacker on the school's football team.

| Season | Club | League | Regular Season | | | | | Playoffs | | | | | | |
|-------------------|-------------|--------|----------------|----------|-----------|-----------|------------|----------|----------|----------|----------|-----------|---|---|
| | | | GP | G | A | PTS | PIM | GP | G | A | PTS | PIM | | |
| 1974-75 | U. of Minn. | WCHA | 30 | 2 | 7 | 9 | 35 | - | - | - | - | - | - | - |
| 1975-76 | U. of Minn. | WCHA | 28 | 0 | 5 | 5 | 81 | - | - | - | - | - | - | - |
| 1976-77 | Hershey | AHL | 11 | 0 | 4 | 4 | 35 | - | - | - | - | - | - | - |
| 1976-77 | Pittsburgh | NHL | 66 | 2 | 11 | 13 | 81 | 3 | 0 | 1 | 1 | 14 | | |
| 1977-78 | Pittsburgh | NHL | 74 | 2 | 16 | 18 | 150 | - | - | - | - | - | | |
| 1978-79 | Pittsburgh | NHL | 72 | 3 | 13 | 16 | 93 | 2 | 0 | 0 | 0 | 0 | | |
| NHL Totals | | | 212 | 7 | 40 | 47 | 324 | 5 | 0 | 1 | 1 | 14 | | |
| PGH Totals | | | 212 | 7 | 40 | 47 | 324 | 5 | 0 | 1 | 1 | 14 | | |

TOM BLADON

Defense 6'1" 195 lbs.
 Age: 26 (December 29, 1952)
 Born: Edmonton, Alta.
 Shoots: Right
 Acquired: Trade with Philadelphia in 1978



Not spectacular, but steady, is the best way to describe Tom Bladon's first year with the Penguins. After six years with the Philadelphia Flyers, Tom came to the Penguins last year and added strength to the defensive corps. Although he fell short of his average of 11 goals a year, he was always an offensive threat, and only one other player was on the ice for more goals for than Bladon. December 11, 1977 still stands as his biggest night in the NHL when he set a new league record of 8 points in one game on 4 goals and 4 assists against Cleveland. After sitting out two games last year, Tom recorded a defensive mark of even or plus in 19 of the last 23 games.

| Season | Club | League | Regular Season | | | | | Playoffs | | | | | | |
|-------------------|--------------|--------|----------------|-----------|------------|------------|------------|-----------|----------|-----------|-----------|-----------|---|---|
| | | | GP | G | A | PTS | PIM | GP | G | A | PTS | PIM | | |
| 1970-71 | Edmonton | WCHL | 65 | 13 | 25 | 38 | 124 | - | - | - | - | - | - | - |
| 1971-72 | Edmonton | WCHL | 65 | 11 | 44 | 55 | 90 | - | - | - | - | - | - | - |
| 1972-73 | Philadelphia | NHL | 78 | 11 | 31 | .42 | 26 | 11 | 0 | 4 | 4 | 2 | | |
| 1973-74 | Philadelphia | NHL | 70 | 12 | 22 | 34 | 37 | 16 | 4 | 6 | 10 | 25 | | |
| 1974-75 | Philadelphia | NHL | 76 | 9 | 20 | 29 | 54 | 13 | 1 | 3 | 4 | 12 | | |
| 1975-76 | Philadelphia | NHL | 80 | 14 | 23 | 37 | 68 | 16 | 2 | 6 | 8 | 14 | | |
| 1976-77 | Philadelphia | NHL | 80 | 10 | 43 | 53 | 39 | 10 | 1 | 3 | 4 | 4 | | |
| 1977-78 | Philadelphia | NHL | 79 | 11 | 24 | 35 | 57 | 12 | 0 | 2 | 2 | 11 | | |
| 1978-79 | Pittsburgh | NHL | 78 | 4 | 23 | 27 | 64 | 7 | 0 | 4 | 4 | 2 | | |
| NHL Totals | | | 541 | 71 | 186 | 257 | 345 | 85 | 8 | 28 | 36 | 70 | | |
| PGH Totals | | | 78 | 4 | 23 | 27 | 64 | 7 | 0 | 4 | 4 | 2 | | |

Traded to **PITTSBURGH** by **PHILADELPHIA** with Orest Kindrachuk and Ross Lonsberry for Pittsburgh's first choice (Behn Wilson) in 1978 Amateur Draft, June 14, 1978.

RANDY CARLYLE

Defense 5'10" 200 lbs.
 Age: 23 (April 19, 1956)
 Born: Sudbury, Ontario
 Shoots: Left
 Acquired: Trade with Toronto
 in 1978




He was unknown when he reported last year to the Penguins as part of a trade from Toronto, but once he hit the ice, fans knew he was going to be one of the most outstanding performers ever to wear a Penguin uniform. Despite missing 10 games with ankle problems, Randy led the defensemen in scoring with 13 goals and 34 assists for 47 points. He led all players with power play points (19) and was on the ice for more goals-for more than any other player (116) and was also second in shots on goal with 208. Talk about great plays that save or wins games, you have to remember his 90-foot bouncer in Buffalo that earned the Pens a tie, his winning goals on consecutive nights against Detroit, the second one coming with 7 seconds left to cap a 4-goal third period rally. Besides being a good handicapper at the horse races, Randy has driven and owned horses and now is a part owner of the Sudbury Wolves, the junior team he played for in the Ontario Hockey Association. Randy was the winner of the Booster Club's Three Star Award last year. He is also one of the very few players who will play without a helmet this season.

| Season | Club | League | Regular Season | | | | | Playoffs | | | | | | |
|-------------------|------------|--------|----------------|-----------|-----------|-----------|------------|-----------|----------|----------|----------|-----------|---|---|
| | | | GP | G | A | PTS | PIM | GP | G | A | PTS | PIM | | |
| 1973-74 | Sudbury | OHA | 12 | 0 | 8 | 8 | 21 | - | - | - | - | - | - | - |
| 1974-75 | Sudbury | OHA | 67 | 17 | 47 | 64 | 118 | - | - | - | - | - | - | - |
| 1975-76 | Sudbury | OHA | 60 | 15 | 64 | 79 | 126 | - | - | - | - | - | - | - |
| 1976-77 | Dallas | CHL | 26 | 2 | 7 | 9 | 63 | - | - | - | - | - | - | - |
| 1976-77 | Toronto | NHL | 45 | 0 | 5 | 5 | 51 | 9 | 0 | 1 | 1 | 20 | - | - |
| 1977-78 | Dallas | CHL | 21 | 3 | 14 | 17 | 31 | - | - | - | - | - | - | - |
| 1977-78 | Toronto | NHL | 49 | 2 | 11 | 13 | 31 | 7 | 0 | 1 | 1 | 8 | - | - |
| 1978-79 | Pittsburgh | NHL | 70 | 13 | 34 | 47 | 78 | 7 | 0 | 0 | 0 | 12 | - | - |
| NHL Totals | | | 164 | 15 | 50 | 65 | 160 | 23 | 0 | 2 | 2 | 40 | | |
| PGH Totals | | | 70 | 13 | 34 | 47 | 78 | 7 | 0 | 0 | 0 | 12 | | |

Traded to **PITTSBURGH** by **TORONTO** with George Ferguson for Dave Burrows, June 13, 1978.

BLAIR CHAPMAN

Right Wing 6'0" 190 lbs.
 Age: 23 (June 13, 1956)
 Born: Lloydminster, Sask.
 Shoots: Right
 Acquired: 1976 Amateur Draft
 (1st round)



Blair Chapman is at the crossroads of his career as far as the Penguins are concerned. Now starting his fourth year with the Penguins, he has not lived up to the expectations that made him the first forward drafted in the 1967 Amateur Draft. After a 24-goal season in 1977-78, Blair slumped to just 10 goals last year including only one in his last 24 games. Career stats include a hat trick against Minnesota and unsuccessful penalty shots against Washington and Colorado. "Chappie" still holds the Western Canada Hockey League playoff record of 24 goals, set in 1976.

| Season | Club | League | Regular Season | | | | | Playoffs | | | | |
|-------------------|------------|--------|----------------|-----------|-----------|-----------|-----------|-----------|----------|----------|----------|----------|
| | | | GP | G | A | PTS | PIM | GP | G | A | PTS | PIM |
| 1973-74 | Saskatoon | WCHL | 56 | 36 | 28 | 64 | 61 | 5 | 1 | 2 | 3 | 5 |
| 1974-75 | Saskatoon | WCHL | 65 | 41 | 44 | 85 | 92 | 17 | 9 | 9 | 18 | 32 |
| 1975-76 | Saskatoon | WCHL | 69 | 71 | 86 | 157 | 67 | 20 | 24 | 19 | 43 | 21 |
| 1976-77 | Pittsburgh | NHL | 80 | 14 | 23 | 37 | 16 | 3 | 1 | 1 | 2 | 7 |
| 1977-78 | Pittsburgh | NHL | 75 | 24 | 20 | 44 | 37 | * | * | * | * | * |
| 1978-79 | Pittsburgh | NHL | 71 | 10 | 8 | 18 | 18 | 7 | 1 | 0 | 1 | 2 |
| NHL Totals | | | 226 | 48 | 51 | 99 | 71 | 10 | 2 | 1 | 3 | 9 |
| PGH Totals | | | 226 | 48 | 51 | 99 | 71 | 10 | 2 | 1 | 3 | 9 |

KIM CLACKSON

Defense 5'11" 195 lbs.
 Age: 24 (February 13, 1955)
 Born: Saskatoon, Sask.
 Shoots: Right
 Acquired: Drafted in 1975
 Amateur Draft
 (5th round)



The end of the World Hockey Association meant the beginning of Kim Clackson's career in Pittsburgh. Clackson was a 5th round draft choice by the Penguins in 1975, but opted for the WHA where he played two seasons with Indianapolis and the past two with Winnipeg. Clackson finished his WHA days on two Avco Cup winning teams and was the second most penalized player (932 minutes) in the history of the WHA. He also holds the WHA record of most penalty minutes in one season (351) by a defenseman. He is one of the strongest players on the team and won't back down from any challenge on the ice. He has been working on his skating and playmaking, but still will have the role of a policeman when he plays for the Pens.

| Season | Club | League | Regular Season | | | | | Playoffs | | | | |
|-------------------|--------------|--------|----------------|---|----|-----|-----|----------|---|---|-----|-----|
| | | | GP | G | A | PTS | PIM | GP | G | A | PTS | PIM |
| 1972-73 | Victoria | WCHL | 64 | 1 | 1 | 2 | 235 | * | * | * | * | * |
| 1973-74 | Victoria | WCHL | 1 | 0 | 0 | 0 | 0 | * | * | * | * | * |
| 1973-74 | Flin Flon | WCHL | 47 | 2 | 6 | 8 | 263 | 7 | 1 | 7 | 2 | 39 |
| 1974-75 | Victoria | WCHL | 58 | 7 | 26 | 33 | 359 | 12 | 0 | 6 | 6 | 99 |
| 1975-76 | Indianapolis | WHA | 77 | 1 | 12 | 13 | 351 | 6 | 0 | 0 | 0 | 25 |
| 1976-77 | Indianapolis | WHA | 71 | 3 | 8 | 11 | 168 | 9 | 0 | 1 | 1 | 24 |
| 1977-78 | Winnipeg | WHA | 52 | 2 | 7 | 9 | 203 | 9 | 0 | 1 | 1 | 61 |
| 1978-79 | Winnipeg | WHA | 71 | 0 | 12 | 12 | 210 | 9 | 0 | 5 | 5 | 28 |
| NHL Totals | | | * | * | * | * | * | * | * | * | * | * |
| PGH Totals | | | * | * | * | * | * | * | * | * | * | * |

Reclaimed from **WINNIPEG** by **PITTSBURGH** prior to 1979 Expansion Draft.

MARIO FAUBERT

Defense 6'1" 175 lbs.
 Age: 24 (December 2, 1954)
 Born: Valleyfield, Quebec
 Shoots: Right
 Acquired: 1974 Amateur Draft
 (4th round)



Another year of experience and a few more pounds on the frame have enabled Mario Faubert to crack the early season line-up with the Pens. Mario had been sidelined in two previous training camps with an appendectomy one year and a knee injury that required surgery the next camp. Last year he spent the entire season with Binghamton in the American Hockey League and the chance to play every game gave Mario the added experience he needed to play in the NHL. Mario is one of the few players in the NHL that played college hockey prior to turning professional. Has the nickname of "Tonto".

| Season | Club | League | Regular Season | | | | | Playoffs | | | | |
|-------------------|-------------------|--------|----------------|----------|-----------|-----------|-----------|----------|----------|----------|----------|----------|
| | | | GP | G | A | PTS | PIM | GP | G | A | PTS | PIM |
| 1972-73 | St. Louis U. | CCHA | 38 | 3 | 36 | 39 | 68 | - | - | - | - | - |
| 1973-74 | St. Louis U. | CCHA | 40 | 8 | 35 | 43 | 62 | - | - | - | - | - |
| 1974-75 | Hershey | AHL | 54 | 13 | 21 | 34 | 76 | 11 | 2 | 7 | 9 | 4 |
| 1974-75 | Pittsburgh | NHL | 10 | 1 | 0 | 1 | 6 | - | - | - | - | - |
| 1975-76 | Hershey | AHL | 39 | 7 | 16 | 23 | 37 | 10 | 4 | 6 | 10 | 14 |
| 1975-76 | Pittsburgh | NHL | 21 | 1 | 8 | 9 | 10 | - | - | - | - | - |
| 1976-77 | Hershey | AHL | 32 | 8 | 19 | 27 | 42 | - | - | - | - | - |
| 1976-77 | Pittsburgh | NHL | 47 | 2 | 11 | 13 | 32 | 3 | 1 | 0 | 1 | 2 |
| 1977-78 | Binghamton | AHL | 7 | 0 | 3 | 3 | 12 | - | - | - | - | - |
| 1977-78 | Pittsburgh | NHL | 18 | 0 | 6 | 6 | 11 | - | - | - | - | - |
| 1978-79 | Binghamton | AHL | 73 | 7 | 33 | 40 | 50 | 10 | 3 | 7 | 10 | 6 |
| NHL Totals | | | 96 | 4 | 25 | 29 | 59 | 3 | 1 | 0 | 1 | 2 |
| PGH Totals | | | 96 | 4 | 25 | 29 | 59 | 3 | 1 | 0 | 1 | 2 |

GEORGE FERGUSON

Right Wing 6'0" 195 lbs.
 Age: 27 (August 22, 1952)
 Born: Trenton, Ontario
 Shoots: Right
 Acquired: Trade with Toronto
 in 1978



He was the Unsung Hero during the regular season, but his overtime goal in Buffalo to win the series made him a genuine hero for Pittsburgh fans. One of the fastest skaters in the NHL, George responded with his finest season in NHL with 21 goals and 50 points, both personal highs in his career. "Fergie" played in all 80 games and led the club in shorthanded goals with three. He shared the club lead with six first-goals of the game and led in game-winning assists with seven. His versatility enables him to play either right wing or center and his penalty killing ability ranks among the best in the league. George shares the Stanley Cup Playoff record of scoring three goals in one period.

| Season | Club | League | Regular Season | | | | | Playoffs | | | | |
|-------------------|---------------|--------|----------------|-----------|------------|------------|------------|-----------|-----------|-----------|-----------|-----------|
| | | | GP | G | A | PTS | PIM | GP | G | A | PTS | PIM |
| 1969-70 | Oshawa | OHA | 49 | 19 | 21 | 40 | 20 | - | - | - | - | - |
| 1970-71 | Oshawa | OHA | 8 | 2 | 0 | 2 | 19 | - | - | - | - | - |
| 1970-71 | Toronto | OHA | 53 | 12 | 15 | 27 | 83 | - | - | - | - | - |
| 1971-72 | Toronto | OHA | 62 | 36 | 56 | 92 | 104 | - | - | - | - | - |
| 1972-73 | Toronto | NHL | 72 | 10 | 13 | 23 | 34 | - | - | - | - | - |
| 1973-74 | Oklahoma City | CHL | 35 | 16 | 33 | 49 | 21 | - | - | - | - | - |
| 1973-74 | Toronto | NHL | 16 | 0 | 4 | 4 | 4 | 3 | 0 | 1 | 1 | 2 |
| 1974-75 | Toronto | NHL | 69 | 19 | 30 | 49 | 61 | 7 | 1 | 0 | 1 | 7 |
| 1975-76 | Toronto | NHL | 79 | 12 | 32 | 44 | 76 | 10 | 2 | 4 | 6 | 2 |
| 1976-77 | Toronto | NHL | 50 | 9 | 15 | 24 | 24 | 9 | 0 | 3 | 3 | 7 |
| 1977-78 | Toronto | NHL | 73 | 7 | 16 | 23 | 37 | 13 | 5 | 1 | 6 | 7 |
| 1978-79 | Pittsburgh | NHL | 80 | 21 | 29 | 50 | 37 | 7 | 2 | 1 | 3 | 0 |
| NHL Totals | | | 439 | 78 | 139 | 217 | 273 | 49 | 10 | 10 | 20 | 25 |
| PGH Totals | | | 80 | 21 | 29 | 50 | 37 | 7 | 2 | 1 | 3 | 0 |

Traded to **PITTSBURGH** by **TORONTO** with Randy Carlyle for Dave Burrows, June 13, 1978.

JIM HAMILTON

Left Wing 6'0" 180 lbs.
 Age: 22 (January 18, 1957)
 Born: Barrie, Ontario
 Shoots: Left
 Acquired: 1977 Amateur Draft
 (2nd round)



Jim Hamilton will always remember April 14, 1979. Called up from the American Hockey League for the deciding playoff game in the Buffalo series, Jim responded with two goals that enabled the Pens to come from behind twice and finally edge the Sabres in overtime. Hamilton scored 25 goals and 49 points with Binghamton in the AHL, but his overall play has improved to the point where he should see plenty of action in the NHL this year. Jim was the club's second leading goal scorer in the playoffs with three goals. He also tied the Stanley Cup Playoff record of scoring just five seconds after Buffalo had scored, for the fastest goals by both teams - five seconds.

| Season | Club | League | Regular Season | | | | | Playoffs | | | | |
|-------------------|------------|--------|----------------|----------|----------|----------|----------|----------|----------|----------|----------|----------|
| | | | GP | G | A | PTS | PIM | GP | G | A | PTS | PIM |
| 1973-74 | London | OHA | 70 | 9 | 14 | 23 | 19 | - | - | - | - | - |
| 1974-75 | London | OHA | 68 | 17 | 24 | 41 | 108 | - | - | - | - | - |
| 1975-76 | London | OHA | 53 | 24 | 23 | 47 | 37 | - | - | - | - | - |
| 1976-77 | London | OHA | 65 | 39 | 53 | 92 | 40 | - | - | - | - | - |
| 1977-78 | Gr. Rapids | IHL | 22 | 7 | 15 | 22 | 12 | - | - | - | - | - |
| 1977-78 | Binghamton | AHL | 31 | 4 | 4 | 8 | 19 | - | - | - | - | - |
| 1977-78 | Pittsburgh | NHL | 25 | 2 | 4 | 6 | 2 | - | - | - | - | - |
| 1978-79 | Binghamton | AHL | 66 | 25 | 24 | 49 | 34 | 6 | 2 | 3 | 5 | 2 |
| 1978-79 | Pittsburgh | NHL | 2 | 0 | 0 | 0 | 0 | 4 | 3 | 0 | 3 | 0 |
| NHL Totals | | | 27 | 2 | 4 | 6 | 2 | 4 | 3 | 0 | 3 | 0 |
| PGH Totals | | | 27 | 2 | 4 | 6 | 2 | 4 | 3 | 0 | 3 | 0 |

BOB HOLLAND

Goaltender 6'1" 182 lbs.
 Age: 22 (September 10, 1957)
 Born: Montreal, Quebec
 Shoots: Left
 Acquired: Trade with Montreal
 in 1979




Bob Holland will finally get a chance to play in the National Hockey League. After serving two terms in the Montreal Canadiens organization with Nova Scotia and playing behind veterans Ken Dryden and Michel Larocque, Holland was acquired in the off-season trade with Pat Hughes for Denis Herron. In 1977-78 he shared the Hap Holmes Trophy as the American Hockey League's best goaltender while playing for Nova Scotia. Bob was born in Montreal, played junior hockey in Montreal, was drafted by Montreal, but it's all Pittsburgh Penguins as far as his NHL career is concerned.

| Season | Club | League | Regular Season | | | | | Playoffs | | | | |
|-------------------|-------------|--------|----------------|------|-----|----|------|----------|-----|----|----|------|
| | | | GP | MP | GA | SO | AVG | GP | MP | GA | SO | AVG |
| 1974-75 | Longueuil | QHL | 36 | 2139 | 187 | 0 | 5.22 | * | * | * | * | * |
| 1975-76 | Montreal | QJHL | 37 | 1995 | 147 | 0 | 4.42 | * | * | * | * | * |
| 1976-77 | Montreal | QJHL | 45 | 2314 | 184 | 0 | 4.77 | * | * | * | * | * |
| 1977-78 | Nova Scotia | AHL | 38 | 2270 | 120 | 1 | 3.17 | 5 | 299 | 14 | 0 | 2.81 |
| 1978-79 | Nova Scotia | AHL | 43 | 2377 | 154 | 2 | 3.89 | 1 | 60 | 7 | 0 | 7.00 |
| NHL Totals | | | * | * | * | * | * | * | * | * | * | * |
| PGH Totals | | | * | * | * | * | * | * | * | * | * | * |

Traded to **PITTSBURGH** by **MONTREAL** with Pat Hughes for Denis Herron and second round draft choice in 1982, August 30, 1982.

PAT HUGHES

Right Wing 6'1" 185 lbs.
 Age: 24 (March 25, 1955)
 Born: Toronto, Ontario
 Shoots: Right
 Acquired: Trade with Montreal
 in 1979



A lot of teams have been trying to get their hands on Pat Hughes, but it was Pittsburgh that finally acquired him from Montreal along with goalie Bob Holland for Denis Herron. Even in two previous trades with Montreal, Hughes was the player the Pens wanted the most, but Montreal would not part with him until this year.

He was a fifth round draft choice in 1975 by Montreal, after three years with Michigan University. He spent two years with Nova Scotia in the AHL where he scored 29 and 40 goals and was an all star winger. He can play any forward position.

Hughes is a strong skater, has an excellent shot and is not afraid of action in the corners. In 1978, he was the leading scorer in the playoffs in the AHL.

He scored 9 goals in 41 games with Montreal last year and spent the entire season with the Canadiens because they would never have been able to send him down through waivers.


Two of the biggest nights in his NHL career came on January 17, 1979 when he scored the hat trick in Los Angeles against Mario Lessard and April 22, 1979 when he scored a goal and two assists in the playoffs against Toronto. He set up Larry Robinson's overtime winning goal that gave the Canadiens a sweep over Toronto.

| Season | Club | League | Regular Season | | | | | Playoffs | | | | |
|---------------------|-------------|--------|----------------|----------|----------|-----------|-----------|----------|---|---|-----|-----|
| | | | GP | G | A | PTS | PIM | GP | G | A | PTS | PIM |
| 1973-74 | U. of Mich. | WCHA | 35 | 14 | 12 | 26 | 40 | * | * | * | * | * |
| 1974-75 | U. of Mich. | WCHA | 38 | 24 | 19 | 43 | 64 | * | * | * | * | * |
| 1975-76 | U. of Mich. | WCHA | 35 | 16 | 18 | 34 | 70 | * | * | * | * | * |
| 1976-77 | Nova Scotia | AHL | 77 | 29 | 39 | 68 | 144 | 12 | 2 | 2 | 4 | 8 |
| 1976-77 | Montreal | NHL | 3 | 0 | 0 | 0 | 2 | * | * | * | * | * |
| 1977-78 | Nova Scotia | AHL | 74 | 40 | 28 | 68 | 128 | 11 | 5 | 9 | 14 | 24 |
| 1978-79 | Montreal | NHL | 41 | 9 | 8 | 17 | 22 | 8 | 1 | 2 | 3 | 4 |
| NHL Totals | | | 44 | 9 | 8 | 17 | 24 | * | * | * | * | * |
| PGH Totals * | | | * | * | * | * | * | * | * | * | * | * |

Traded to **PITTSBURGH** by **MONTREAL** with Bob Holland for Denis Herron and second round draft choice in 1982, August 30, 1979.

RICK KEHOE

Right Wing 5'11" 180 lbs.
 Age: 28 (July 15, 1951)
 Born: Windsor, Ontario
 Shoots: Right
 Acquired: Trade with Toronto
 in 1974



Mention the name of Rick Kehoe and you automatically think of a 30-goal season. Rick starts his sixth season with the Pens, the longest among forwards and has scored 147 goals in his five years with the Pens to rank third on the all-time list for Penquin goal scorers. An ankle fracture sidelined him for 21 games last year, but he still finished with 27 goals and the best plus/minus mark on the club among forwards. He has three career hat tricks with the Pens and is the club's fifth highest point scorer all-time. He has had the misfortune of playing in 22 playoff games for the Penguins without scoring a goal in 52 shots on goal. He has been especially tough on Buffalo (16 goals) and Toronto (15 goals) since coming to Pittsburgh.

| Season | Club | League | Regular Season | | | | | Playoffs | | | | |
|-------------------|------------|--------|----------------|------------|------------|------------|-----------|-----------|----------|----------|----------|----------|
| | | | GP | G | A | PTS | PIM | GP | G | A | PTS | PIM |
| 1969-70 | London | OHA | 23 | 3 | 2 | 5 | 6 | - | - | - | - | - |
| 1969-70 | Hamilton | OHA | 32 | 2 | 4 | 6 | 7 | - | - | - | - | - |
| 1970-71 | Hamilton | OHA | 58 | 39 | 41 | 80 | 43 | - | - | - | - | - |
| 1971-72 | Tulsa | CHL | 32 | 18 | 21 | 39 | 20 | - | - | - | - | - |
| 1971-72 | Toronto | NHL | 38 | 8 | 8 | 16 | 4 | 2 | 0 | 0 | 0 | 2 |
| 1972-73 | Toronto | NHL | 77 | 33 | 42 | 75 | 20 | - | - | - | - | - |
| 1973-74 | Toronto | NHL | 69 | 18 | 22 | 40 | 8 | - | - | - | - | - |
| 1974-75 | Pittsburgh | NHL | 76 | 32 | 31 | 63 | 22 | 9 | 0 | 2 | 2 | 0 |
| 1975-76 | Pittsburgh | NHL | 71 | 29 | 47 | 76 | 6 | 3 | 0 | 0 | 0 | 0 |
| 1976-77 | Pittsburgh | NHL | 80 | 30 | 27 | 57 | 10 | 3 | 0 | 2 | 2 | 0 |
| 1977-78 | Pittsburgh | NHL | 70 | 29 | 21 | 50 | 10 | - | - | - | - | - |
| 1978-79 | Pittsburgh | NHL | 57 | 27 | 18 | 45 | 2 | 7 | 0 | 2 | 2 | 0 |
| NHL Totals | | | 538 | 206 | 216 | 422 | 82 | 24 | 0 | 6 | 6 | 2 |
| PGH Totals | | | 354 | 147 | 144 | 291 | 50 | 22 | 0 | 6 | 6 | 0 |

Traded to **PITTSBURGH** by **TORONTO** for Blaine Stoughton and Pittsburgh's first round draft pick in 1977 Amateur Draft, September 13, 1974.

OREST KINDRACHUK

Center 5'10" 175 lbs.
 Age: 29 (September 14, 1950)
 Born: Nanton, Alta.
 Shoots: Left
 Acquired: Trade with Philadelphia in 1978



A lot of credit for the success of the 1978-79 season must go to Captain Orest Kindrachuk. The hard-nosed center did an outstanding job as the Captain in his first year with the Pens and his leadership and overall play made him one of the most popular players on the ice. He led the team in assists with 42 and finished second in points with 60. He led the Pens in post season action with 4 goals and 5 points. He scored the winning goal in Pittsburgh's first win over Buffalo in the Preliminary round of the playoffs. His biggest disappointment was failing to pick up a point against his old team, Philadelphia, the only team that blanked him during the season. He picked up his second career hat trick this past year against Colorado.

| Season | Club | League | Regular Season | | | | | Playoffs | | | | |
|-------------------|--------------|--------|----------------|-----------|------------|------------|------------|-----------|-----------|-----------|-----------|-----------|
| | | | GP | G | A | PTS | PIM | GP | G | A | PTS | PIM |
| 1967-68 | Saskatoon | WCJHL | 58 | 24 | 37 | 61 | 44 | - | - | - | - | - |
| 1968-69 | Saskatoon | WCHL | 41 | 21 | 25 | 46 | 33 | - | - | - | - | - |
| 1969-70 | Saskatoon | WCHL | 4 | 3 | 4 | 7 | 5 | - | - | - | - | - |
| 1970-71 | Saskatoon | WCHL | 61 | 49 | 100 | 149 | 103 | - | - | - | - | - |
| 1971-72 | San Diego | WHL | 61 | 18 | 36 | 54 | 71 | 4 | 1 | 1 | 2 | 0 |
| 1972-73 | Philadelphia | WHL | 2 | 0 | 0 | 0 | 0 | - | - | - | - | - |
| 1972-73 | Richmond | AHL | 72 | 35 | 51 | 86 | 133 | 3 | 0 | 1 | 1 | 10 |
| 1973-74 | Philadelphia | NHL | 71 | 11 | 30 | 41 | 85 | 17 | 5 | 4 | 9 | 17 |
| 1974-75 | Philadelphia | NHL | 60 | 10 | 21 | 31 | 72 | 14 | 0 | 2 | 2 | 12 |
| 1975-76 | Philadelphia | NHL | 76 | 26 | 49 | 75 | 101 | 16 | 4 | 7 | 11 | 4 |
| 1976-77 | Philadelphia | NHL | 78 | 15 | 36 | 51 | 79 | 10 | 2 | 1 | 3 | 0 |
| 1977-78 | Philadelphia | NHL | 73 | 17 | 45 | 62 | 128 | 12 | 5 | 5 | 10 | 13 |
| 1978-79 | Pittsburgh | NHL | 79 | 18 | 42 | 60 | 84 | 7 | 4 | 1 | 5 | 7 |
| NHL Totals | | | 439 | 97 | 223 | 320 | 549 | 76 | 20 | 20 | 40 | 53 |
| PGH Totals | | | 79 | 18 | 42 | 60 | 84 | 7 | 4 | 1 | 5 | 7 |

Traded to **PITTSBURGH** by **PHILADELPHIA** with Tom Bladon and Ross Lonsberry for Pittsburgh's first pick (Behn Wilson) in 1978 Amateur Draft, June 14, 1978.

GORDIE LAXTON

Goaltender 5'10" 200 lbs.
 Age: 24 (March 16, 1955)
 Born: Montreal, Quebec
 Shoots: Left
 Acquired: 1975 Amateur Draft
 (1st round)



Will this be the year that Gordie Laxton finally emerges from the minor leagues and steps into the National Hockey League? Only time can answer that question as he battles Bob Holland for the backup spot after an outstanding year with Grand Rapids in the International Hockey League. A first round draft choice in 1975, Gordie has seen action in 17 NHL games, only one last year. After being shelled in his only game in the NHL last year, he returned to the IHL and was named the Most Valuable Player in the league's all star game.

| Season | Club | League | Regular Season | | | | | Playoffs | | | | |
|-------------------|-----------------|--------|----------------|------------|-----------|----------|-------------|----------|------|----|----|------|
| | | | GP | MP | GA | SO | AVG | GP | MP | GA | SO | AVG |
| 1973-74 | New Westminster | WCHL | 25 | - | 72 | 0 | 3.35 | - | - | - | - | - |
| 1974-75 | New Westminster | WCHL | 70 | - | 238 | 3 | 3.58 | - | - | - | - | - |
| 1975-76 | Hershey | AHL | 31 | 1857 | 104 | 0 | 3.36 | 6 | 309 | 19 | 0 | 3.69 |
| 1975-76 | Pittsburgh | NHL | 8 | 414 | 31 | 0 | 4.49 | - | - | - | - | - |
| 1976-77 | Hershey | AHL | 18 | 958 | 80 | 0 | 5.01 | - | - | - | - | - |
| 1976-77 | Pittsburgh | NHL | 6 | 253 | 26 | 0 | 6.17 | - | - | - | - | - |
| 1977-78 | Gr. Rapids | IHL | 45 | 2651 | 183 | 0 | 4.14 | - | - | - | - | - |
| 1977-78 | Pittsburgh | NHL | 2 | 73 | 9 | 0 | 7.40 | - | - | - | - | - |
| 1978-79 | Gr. Rapids | IHL | 63 | 3742 | 192 | 3 | 3.08 | 19 | 1178 | 81 | 1 | 4.13 |
| 1978-79 | Pittsburgh | NHL | 1 | 60 | 8 | 0 | 8.00 | - | - | - | - | - |
| NHL Totals | | | 17 | 800 | 74 | 0 | 5.55 | - | - | - | - | - |
| PGH Totals | | | 17 | 800 | 74 | 0 | 5.55 | - | - | - | - | - |

PETER LEE

Right Wing 5'9" 180 lbs.
 Age: 23 (January 2, 1956)
 Born: Ellesmere, England
 Shoots: Right
 Acquired: Trade with Montreal
 in 1977



Peter Lee used 1977-78 as a learning season and he displayed his knowledge very well last year when he responded with 32 goals. He led the Penguins in shots (219), power play goals (10) and winning goals (7). He also was tops among forwards with power play points (17). He also led the team in two-goal games with six, but failed to register a hat trick. He was especially tough on Washington (8 goals) and his former team, Montreal (6 goals). He was a first round draft choice in 1976 by Montreal after being named the Most Valuable Player in the Ontario Hockey Association where he scored 81 goals and 161 points in his final year of junior play. Through the first 60 games of last season, Peter failed to get at least one shot on goal only four times. He was the victim of two close no-goal decision against Boston during the playoffs.

| Season | Club | League | Regular Season | | | | | Playoffs | | | | |
|-------------------|-------------|--------|----------------|-----------|-----------|-----------|-----------|----------|----------|----------|----------|----------|
| | | | GP | G | A | PTS | PIM | GP | G | A | PTS | PIM |
| 1971-72 | Ottawa | OHA | 12 | 1 | 0 | 1 | 0 | - | - | - | - | - |
| 1972-73 | Ottawa | OHA | 63 | 25 | 51 | 76 | 110 | - | - | - | - | - |
| 1973-74 | Ottawa | OHA | 69 | 38 | 42 | 80 | 40 | - | - | - | - | - |
| 1974-75 | Ottawa | OHA | 70 | 68 | 58 | 126 | 82 | - | - | - | - | - |
| 1975-76 | Ottawa | OHA | 66 | 81 | 80 | 161 | 59 | - | - | - | - | - |
| 1976-77 | Nova Scotia | AHL | 76 | 33 | 27 | 60 | 88 | 12 | 5 | 3 | 8 | 6 |
| 1977-78 | Nova Scotia | AHL | 23 | 8 | 11 | 19 | 25 | - | - | - | - | - |
| 1977-78 | Pittsburgh | NHL | 60 | 5 | 13 | 18 | 19 | - | - | - | - | - |
| 1978-79 | Pittsburgh | NHL | 80 | 32 | 26 | 58 | 24 | 7 | 0 | 3 | 3 | 0 |
| NHL Totals | | | 140 | 37 | 39 | 76 | 43 | 7 | 0 | 3 | 3 | 0 |
| PGH Totals | | | 140 | 37 | 39 | 76 | 43 | 7 | 0 | 3 | 3 | 0 |

Traded to **PITTSBURGH** by **MONTREAL** with Pete Mahovlich for Pierre Larouche and rights to Peter Marsh, November 29, 1977.

GREG MALONE

Center 6'0" 190 lbs.
 Age: 23 (March 8, 1956)
 Born: Chatham, N.B.
 Shoots: Left
 Acquired: 1976 Amateur Draft
 (2nd round)




Greg Malone continues to improve each season and should get recognition as one of the best young centers in the game. He led the Penguins in goals (35) and points (65) as he played in all 80 games last year. The year before he led the team in assists. Greg also had the club's best shooting percentage of 17.7 on 198 shots. He also checked in with 8 power play goals and 5 game winners, both second best on the club. Besides picking up trophies as the top goal and point scorer, Greg was voted the Player's Player award by his teammates. Greg also serves as the team's player representative. Greg scored at least one goal against every club except Atlanta and Toronto last year. He also picked up his first hat trick with a three-goal effort against the Rangers on March 28.

| Season | Club | League | Regular Season | | | | | Playoffs | | | | |
|-------------------|------------|--------|----------------|-----------|-----------|------------|------------|-----------|----------|----------|----------|-----------|
| | | | GP | G | A | PTS | PIM | GP | G | A | PTS | PIM |
| 1973-74 | Oshawa | OHA | 62 | 11 | 45 | 56 | 63 | - | - | - | - | - |
| 1974-75 | Oshawa | OHA | 68 | 37 | 41 | 78 | 86 | - | - | - | - | - |
| 1975-76 | Oshawa | OHA | 61 | 36 | 36 | 72 | 75 | - | - | - | - | - |
| 1976-77 | Pittsburgh | NHL | 66 | 18 | 19 | 37 | 43 | 31 | 1 | 1 | 2 | 2 |
| 1977-78 | Pittsburgh | NHL | 78 | 18 | 43 | 61 | 80 | - | - | - | - | - |
| 1978-79 | Pittsburgh | NHL | 80 | 35 | 30 | 65 | 52 | 7 | 0 | 1 | 10 | - |
| NHL Totals | | | 224 | 71 | 92 | 163 | 175 | 10 | 1 | 2 | 3 | 12 |
| PGH Totals | | | 224 | 71 | 92 | 163 | 175 | 10 | 1 | 2 | 3 | 12 |

GARY McADAM

Left Wing 5'11" 175 lbs.
 Age: 23 (December 31, 1955)
 Born: Smiths Falls, Ontario
 Shoots: Left
 Acquired: Trade with Buffalo
 in 1979



Speed, quickness and acceleration are the best words to describe Gary McAdam. Gary was acquired last season from Buffalo in the trade for Dave Schultz, but his fast skating and overall hustle make him a dangerous player for the Pens. He had an excellent training camp and now with his confidence back and some good linemates, McAdam should have a big year for the Pens. Gary's biggest goal was in the first game of the playoffs against Buffalo when he put the Pens ahead to stay in the opening game victory. He also scored the insurance goal in Pittsburgh's win in Boston during the regular season, the first such win in 12 years.

| Season | Club | League | Regular Season | | | | | Playoffs | | | | |
|-------------------|---------------|--------|----------------|-----------|-----------|-----------|-----------|-----------|----------|----------|----------|----------|
| | | | GP | G | A | PTS | PIM | GP | G | A | PTS | PIM |
| 1972-73 | Ottawa | OHA | 61 | 14 | 8 | 22 | 23 | * | * | * | * | * |
| 1974-75 | St. Catharine | OHA | 65 | 24 | 53 | 77 | 111 | * | * | * | * | * |
| 1975-76 | Buffalo | NHL | 31 | 1 | 2 | 3 | 2 | 1 | 0 | 0 | 0 | 0 |
| 1975-76 | Hershey | AHL | 24 | 14 | 13 | 27 | 45 | 10 | 3 | 2 | 5 | 9 |
| 1976-77 | Buffalo | NHL | 73 | 13 | 16 | 29 | 17 | 6 | 1 | 0 | 1 | 0 |
| 1977-78 | Buffalo | NHL | 79 | 19 | 22 | 41 | 44 | 8 | 2 | 2 | 4 | 7 |
| 1978-79 | Buffalo | NHL | 40 | 6 | 5 | 11 | 13 | * | * | * | * | * |
| 1978-79 | Pittsburgh | NHL | 28 | 5 | 9 | 14 | 2 | 7 | 2 | 1 | 3 | 0 |
| NHL Totals | | | 251 | 44 | 54 | 98 | 78 | 22 | 5 | 3 | 8 | 7 |
| PGH Totals | | | 28 | 5 | 9 | 14 | 2 | 7 | 2 | 1 | 3 | 0 |

Traded to **PITTSBURGH** by **BUFFALO** for Dave Schultz, February 6, 1979.

MIKE MEEKER

Right Wing 5'11" 195 lbs.
 Age: 21 (February 23, 1958)
 Born: Kingston, Ontario
 Shoots: Right
 Acquired: 1978 Amateur Draft
 (2nd round)



The only thing that will keep Mike Meeker from earning a spot on the Pittsburgh roster is a back problem that he suffered last year in the American Hockey League where he was the co-winner of the Rookie of the Year Award. Mike, a nephew of former NHL player and Pittsburgh Hornet Coach Howie Meeker was Pittsburgh's top draft choice in 1978 after playing for Wisconsin University and later for Peterborough in the Ontario Hockey Association. Mike scored 30 goals and 35 assists with Binghamton last year in the AHL.

| Season | Club | League | Regular Season | | | | | Playoffs | | | | |
|-------------------|-------------------|------------|----------------|----|----|-----|-----|----------|---|---|-----|-----|
| | | | GP | G | A | PTS | PIM | GP | G | A | PTS | PIM |
| 1975-76 | Wisconsin | WCHA | 31 | 12 | 9 | 21 | 31 | - | - | - | - | - |
| 1976-77 | Wisconsin | WCHA | 41 | 26 | 27 | 53 | 50 | - | - | - | - | - |
| 1977-78 | Peterboro | OHA | 44 | 33 | 36 | 69 | 21 | - | - | - | - | - |
| 1978-79 | Binghamton | AHL | 75 | 30 | 35 | 65 | 70 | - | - | - | - | - |
| 1978-79 | Pittsburgh | NHL | 4 | 0 | 0 | 0 | 5 | - | - | - | - | - |
| NHL Totals | | | 4 | 0 | 0 | 0 | 5 | - | - | - | - | - |
| PGH Totals | | | 4 | 0 | 0 | 0 | 5 | - | - | - | - | - |

GREG MILLEN

Goaltender 5'9" 160 lbs.
 Age: 22 (June 25, 1957)
 Born: Toronto, Ontario
 Shoots: Left
 Acquired: 1977 Amateur Draft
 (6th round)




Greg Millen has three different training camps. In 1977 he was released when he hurt his back and tried to play injured. In 1978 he was the surprise of camp and earned a spot on the Pens' roster. In 1979 he has been given the task of being the number one goalie at the ripe old age of 22. After a record of 14 wins, 11 losses and 1 tie and a goals against average of 3.37 which included two shutouts, the Penguins had enough faith in Greg Millen that they traded Denis Herron to Montreal. Greg picked up three victories against Norris Division rivals Detroit and Los Angeles and shutouts against St. Louis and Minnesota. A very personable young man, Greg has the perfect attitude to be a goalie in the National Hockey League.

| Season | Club | League | Regular Season | | | | | Playoffs | | | | |
|-------------------|-------------------|------------|----------------|------|-----|----|------|----------|----|----|----|-----|
| | | | GP | MP | GA | SO | AVG | GP | MP | GA | SO | AVG |
| 1976-77 | Peterboro | OHA | 59 | 3457 | 249 | 0 | 4.25 | - | - | - | - | - |
| 1977-78 | Kalamazoo | IHL | 3 | 180 | 14 | 0 | 4.67 | - | - | - | - | - |
| 1977-78 | Sault | | | | | | | | | | | |
| | Ste. Marie | OHA | 24 | 1469 | 105 | 1 | 4.28 | - | - | - | - | - |
| 1978-79 | Pittsburgh | NHL | 28 | 1532 | 86 | 2 | 3.37 | - | - | - | - | - |
| NHL Totals | | | 28 | 1532 | 86 | 2 | 3.37 | - | - | - | - | - |
| PGH Totals | | | 28 | 1532 | 86 | 2 | 3.37 | - | - | - | - | - |

ROD SCHUTT

Left Wing 5'10" 185 lbs.
 Age: 23 (October 13, 1956)
 Born: Bancroft, Ontario
 Shoots: Left
 Acquired: Trade with Montreal
 in 1978



Rod Schutt almost didn't make it to Pittsburgh last year. He was traded to Washington by Montreal after Washington had claimed Pierre Bouchard in a draft arrangement, but NHL President John Ziegler overruled the deal and the Pens were able to obtain Schutt for a first round draft choice in 1981. Schutt, Peter Lee and Pat Hughes were three of the top young players in Montreal's talent laden organization and the Pens were fortunate to acquire all three during the past two years. Rod checked in with 24 goals last year after spending two years in the minors with Nova Scotia where he was the American Hockey League's Rookie of the Year in 1977.

| Season | Club | League | Regular Season | | | | | Playoffs | | | | |
|-------------------|-------------|--------|----------------|-----------|-----------|-----------|-----------|----------|----------|----------|----------|----------|
| | | | GP | G | A | PTS | PIM | GP | G | A | PTS | PIM |
| 1972-73 | Pembroke | CJHL | 55 | 31 | 55 | 86 | 61 | - | - | - | - | - |
| 1973-74 | Sudbury | OHA | 67 | 15 | 41 | 56 | 47 | - | - | - | - | - |
| 1974-75 | Sudbury | OHA | 69 | 43 | 61 | 104 | 66 | - | - | - | - | - |
| 1975-76 | Sudbury | OHA | 63 | 72 | 63 | 135 | 42 | - | - | - | - | - |
| 1976-77 | Nova Scotia | AHL | 80 | 33 | 51 | 84 | 56 | 12 | 8 | 8 | 16 | 4 |
| 1977-78 | Nova Scotia | AHL | 77 | 36 | 44 | 80 | 57 | 11 | 4 | 7 | 11 | 2 |
| 1977-78 | Montreal | NHL | 2 | 0 | 0 | 0 | 0 | - | - | - | - | - |
| 1978-79 | Pittsburgh | NHL | 74 | 24 | 21 | 45 | 33 | 7 | 2 | 0 | 2 | 4 |
| NHL Totals | | | 76 | 24 | 21 | 45 | 33 | 7 | 2 | 0 | 2 | 4 |
| PGH Totals | | | 74 | 24 | 21 | 45 | 33 | 7 | 2 | 0 | 2 | 4 |

Traded to **PITTSBURGH** by **MONTREAL** for Pittsburgh's first choice in 1981 Amateur Draft, October 18, 1978.

GREGG SHEPPARD

Center 5'8" 170 lbs.
 Age: 30 (April 23, 1949)
 Born: N. Battleford, Sask.
 Shoots: Left
 Acquired: Three way trade
 with Boston and
 Atlanta in 1978



Forget 1978-79 is Gregg Sheppard's motto as he prepares for his eighth season in the National Hockey League and second year with the Penguins. A contract problem and a broken finger caused Gregg to miss 20 games and he scored only 15 goals and 37 points in 60 games. His best night as a Penguin was March 22 when he scored the winning goal and was the number one star as the Pens beat Boston for the first time since 1968. That game marked the return of Sheppard to Boston for the first time since he was traded to Pittsburgh in the three way deal with Atlanta. He had a four-point night against Detroit early in the season. During the off-season, he signed a new multi-year contract.

| Season | Club | League | Regular Season | | | | | Playoffs | | | | |
|-------------------|-------------------|--------|----------------|------------|------------|------------|------------|-----------|-----------|-----------|-----------|-----------|
| | | | GP | G | A | PTS | PIM | GP | G | A | PTS | PIM |
| 1966-67 | Estevan | CMHL | 52 | 44 | 24 | 68 | - | - | - | - | - | |
| 1967-68 | Estevan | WCHL | 58 | 35 | 46 | 81 | 68 | - | - | - | - | |
| 1968-69 | Estevan | WCHL | 54 | 42 | 42 | 84 | 33 | - | - | - | - | |
| 1968-69 | Okla. City | CHL | 4 | 0 | 0 | 0 | 0 | - | - | - | - | |
| 1969-70 | Okla. City | CHL | 65 | 26 | 29 | 55 | 19 | - | - | - | - | |
| 1969-70 | Salt Lake | WHL | 5 | 0 | 0 | 0 | 2 | - | - | - | - | |
| 1970-71 | Okla. City | CHL | 68 | 25 | 50 | 75 | 45 | 5 | 2 | 3 | 5 | |
| 1971-72 | Okla. City | CHL | 72 | 41 | 52 | 93 | 43 | 6 | 4 | 7 | 11 | |
| 1972-73 | Boston | AHL | 8 | 5 | 5 | 10 | 2 | - | - | - | - | |
| 1972-73 | Boston | NHL | 64 | 24 | 26 | 50 | 18 | 5 | 2 | 1 | 3 | |
| 1973-74 | Boston | NHL | 75 | 16 | 31 | 47 | 21 | 16 | 11 | 8 | 19 | |
| 1974-75 | Boston | NHL | 76 | 30 | 48 | 78 | 19 | 3 | 3 | 1 | 4 | |
| 1975-76 | Boston | NHL | 70 | 31 | 43 | 74 | 28 | 12 | 5 | 6 | 11 | |
| 1976-77 | Boston | NHL | 77 | 31 | 36 | 67 | 20 | 14 | 5 | 7 | 12 | |
| 1977-78 | Boston | NHL | 54 | 23 | 36 | 59 | 24 | 15 | 2 | 10 | 12 | |
| 1978-79 | Pittsburgh | NHL | 60 | 15 | 22 | 37 | 9 | 7 | 1 | 2 | 3 | |
| NHL Totals | | | 476 | 170 | 242 | 412 | 139 | 72 | 29 | 35 | 64 | 29 |
| PGH Totals | | | 60 | 15 | 22 | 37 | 9 | 7 | 1 | 2 | 3 | 0 |

Traded to **PITTSBURGH** by **BOSTON** with **PITTSBURGH** sending Jean Pronovost to **ATLANTA** and **ATLANTA** sending Dick Redmond to **BOSTON**; September 6, 1978.

RON STACKHOUSE

Defense 6'3" 210 lbs.
 Age: 30 (August 26, 1949)
 Born: Haliburton, Ontario
 Shoots: Right
 Acquired: Trade with Detroit
 in 1974



For the second time in his career, Ron Stackhouse was the co-winner of the Penguins' Most Valuable Player Award. Ron led the club in the plus/minus category with a plus 22 mark and was on the ice for almost half of the goals scored by Pittsburgh last year. He had the third best differential in the NHL in the plus/minus category and finished among the top 15 players in the league. He enjoyed one of his finest nights on March 18, 1979 when he scored three goals on the power play, the only time a Pittsburgh player has scored a power play hat trick. Besides being the senior member of the club in longevity, Ron holds many of the club's scoring records such as goals (15), assists (60), points (71) and points in a game (6). He now wears a special helmet and face mask after suffering an eye injury late last season. He also injured a shoulder in the playoffs, but is ready to start his seventh season in Pittsburgh and 10th in the NHL.

| Season | Club | League | Regular Season | | | | | Playoffs | | | | |
|-------------------|------------|--------|----------------|-----------|------------|------------|------------|-----------|----------|----------|-----------|-----------|
| | | | GP | G | A | PTS | PIM | GP | G | A | PTS | PIM |
| 1967-68 | Peterboro | OHA | 49 | 13 | 9 | 22 | 88 | - | - | - | - | - |
| 1968-69 | Peterboro | OHA | 54 | 15 | 31 | 46 | 52 | - | - | - | - | - |
| 1969-70 | Providence | AHL | 65 | 1 | 5 | 6 | 37 | - | - | - | - | - |
| 1969-70 | Seattle | WHL | - | - | - | - | - | 5 | 0 | 0 | 0 | 0 |
| 1970-71 | California | NHL | 78 | 8 | 24 | 32 | 73 | - | - | - | - | - |
| 1971-72 | California | NHL | 6 | 1 | 3 | 4 | 6 | - | - | - | - | - |
| 1971-72 | Detroit | NHL | 73 | 5 | 25 | 30 | 83 | - | - | - | - | - |
| 1972-73 | Detroit | NHL | 78 | 5 | 29 | 34 | 82 | - | - | - | - | - |
| 1973-74 | Detroit | NHL | 33 | 2 | 14 | 16 | 33 | - | - | - | - | - |
| 1973-74 | Pittsburgh | NHL | 36 | 4 | 15 | 19 | 33 | - | - | - | - | - |
| 1974-75 | Pittsburgh | NHL | 72 | 15 | 45 | 60 | 52 | 9 | 2 | 6 | 8 | 10 |
| 1975-76 | Pittsburgh | NHL | 80 | 11 | 60 | 71 | 76 | 3 | 0 | 0 | 0 | 0 |
| 1976-77 | Pittsburgh | NHL | 80 | 7 | 34 | 41 | 72 | 3 | 2 | 1 | 3 | 0 |
| 1977-78 | Pittsburgh | NHL | 50 | 5 | 15 | 20 | 36 | - | - | - | - | - |
| 1978-79 | Pittsburgh | NHL | 75 | 10 | 33 | 43 | 54 | 7 | 0 | 0 | 0 | 4 |
| NHL Totals | | | 661 | 73 | 297 | 370 | 600 | 22 | 4 | 7 | 11 | 14 |
| PGH Totals | | | 393 | 52 | 202 | 254 | 323 | 22 | 4 | 7 | 11 | 14 |

Traded to **DETROIT** by **CALIFORNIA** for Tom Webster, October 22, 1971. Traded to **PITTSBURGH** by **DETROIT** for Jim Rutherford and Jack Lynch, January 17, 1974.

DALE TALLON

Defense 6'1" 205 lbs.
 Age: 29 (October 19, 1950)
 Born: Noranda, Quebec
 Shoots: Left
 Acquired: Trade with Chicago
 in 1978




The Penguins will be anxiously awaiting the return of defenseman Dale Tallon to the lineup. Acquired prior to the start of last season from Chicago, Dale was one of the standouts for the club until he suffered a compound fracture of the leg in a game in Vancouver late in the season. This will be the tenth season for the player that was selected second overall in the 1970 Amateur Draft by the Vancouver Canucks. Dale also spent several years with Chicago before coming to the Pens. He is an outstanding golfer and won his club championship this year while playing on crutches. One of his three game winning goals came against his old friends from Chicago.

| Season | Club | League | Regular Season | | | | | Playoffs | | | | |
|-------------------|------------|--------|----------------|-----------|------------|------------|------------|-----------|----------|-----------|-----------|-----------|
| | | | GP | G | A | PTS | PIM | GP | G | A | PTS | PIM |
| 1967-68 | Oshawa | OHA | 50 | 12 | 31 | 43 | 88 | - | - | - | - | - |
| 1968-69 | Toronto | OHA | 48 | 17 | 32 | 49 | 80 | - | - | - | - | - |
| 1969-70 | Toronto | OHA | 54 | 39 | 40 | 79 | 128 | - | - | - | - | - |
| 1970-71 | Vancouver | NHL | 78 | 14 | 42 | 56 | 58 | - | - | - | - | - |
| 1971-72 | Vancouver | NHL | 69 | 17 | 27 | 44 | 78 | - | - | - | - | - |
| 1972-73 | Vancouver | NHL | 75 | 13 | 24 | 37 | 83 | - | - | - | - | - |
| 1973-74 | Chicago | NHL | 65 | 15 | 19 | 34 | 36 | 11 | 1 | 3 | 4 | 29 |
| 1974-75 | Dallas | CHL | 7 | 1 | 4 | 5 | 14 | - | - | - | - | - |
| 1974-75 | Chicago | NHL | 35 | 5 | 10 | 15 | 28 | 8 | 1 | 3 | 4 | 4 |
| 1975-76 | Chicago | NHL | 80 | 15 | 47 | 62 | 101 | 4 | 0 | 1 | 1 | 8 |
| 1976-77 | Chicago | NHL | 70 | 5 | 16 | 21 | 65 | 2 | 0 | 1 | 1 | 0 |
| 1977-78 | Chicago | NHL | 75 | 4 | 20 | 24 | 66 | 4 | 0 | 2 | 2 | 0 |
| 1978-79 | Pittsburgh | NHL | 63 | 5 | 24 | 29 | 35 | - | - | - | - | - |
| NHL Totals | | | 610 | 93 | 229 | 322 | 560 | 29 | 2 | 10 | 12 | 41 |
| PGH Totals | | | 63 | 5 | 24 | 29 | 35 | - | - | - | - | - |

Traded to **CHICAGO** by **VANCOUVER** for Jerry Korab and Gary Smith May 14, 1973. Traded to **PITTSBURGH** by **CHICAGO** for second round draft choice in 1980. October, 1978.

JACQUES COSSETTE

Right Wing 5'9" 185 lbs.
 Age: 25 (June 20, 1954)
 Born: Rouyn-Noranda, Quebec
 Shoots: Right
 Acquired: 1974 Amateur Draft
 (2nd round)



| Season | Club | League | Regular Season | | | | | Playoffs | | | | |
|-------------------|------------|--------|----------------|----------|----------|-----------|-----------|----------|----------|----------|----------|----------|
| | | | GP | G | A | PTS | PIM | GP | G | A | PTS | PIM |
| 1971-72 | Montreal | OHA | 57 | 27 | 23 | 50 | 121 | - | - | - | - | - |
| 1972-73 | Sorel | QJHL | 64 | 61 | 66 | 127 | 194 | - | - | - | - | - |
| 1973-74 | Sorel | QJHL | 68 | 97 | 117 | 214 | 217 | - | - | - | - | - |
| 1974-75 | Hershey | AHL | 62 | 15 | 17 | 32 | 92 | 5 | 1 | 1 | 2 | 0 |
| 1975-76 | Hershey | AHL | 59 | 18 | 20 | 38 | 117 | 10 | 7 | 2 | 9 | 13 |
| 1975-76 | Pittsburgh | NHL | 7 | 0 | 2 | 2 | 9 | - | - | - | - | - |
| 1976-77 | Hershey | AHL | 71 | 38 | 29 | 67 | 49 | 6 | 3 | 2 | 5 | 4 |
| 1977-78 | Pittsburgh | NHL | 19 | 1 | 2 | 3 | 4 | - | - | - | - | - |
| 1977-78 | Binghamton | AHL | 57 | 39 | 28 | 67 | 69 | - | - | - | - | - |
| 1978-79 | Pittsburgh | NHL | 38 | 7 | 2 | 9 | 16 | 3 | 0 | 1 | 1 | 4 |
| NHL Totals | | | 64 | 8 | 6 | 14 | 29 | 3 | 0 | 1 | 1 | 4 |
| PGH Totals | | | 64 | 8 | 6 | 14 | 29 | 3 | 0 | 1 | 1 | 4 |

BRIAN CROSS

Defense 6'0" 185 lbs.
 Age: 20 (May 22, 1959)
 Born: Brantford, Ontario
 Shoots: Right
 Acquired: 1979 Amateur Draft
 (4th round)



| Season | Club | League | Regular Season | | | | | Playoffs | | | | |
|-------------------|-----------------------|--------|----------------|----|----|-----|-----|----------|---|---|-----|-----|
| | | | GP | G | A | PTS | PIM | GP | G | A | PTS | PIM |
| 1976-77 | Windsor/ Kitchener | OHA | 57 | 4 | 20 | 24 | 101 | * | * | * | * | * |
| 1977-78 | Kitchener/ Sudbury | OHA | 46 | 5 | 10 | 15 | 69 | * | * | * | * | * |
| 1978-79 | Sudbury/ Brantford | OHA | 68 | 24 | 37 | 61 | 222 | * | * | * | * | * |
| NHL Totals | | | * | * | * | * | * | * | * | * | * | * |
| PGH Totals | | | * | * | * | * | * | * | * | * | * | * |

KIM DAVIS

Center 5'11" 180 lbs.
 Age: 22 (October 31, 1957)
 Born: Flin Flon, Manitoba
 Shoots: Left
 Acquired: 1977 Amateur Draft
 (3rd round)



| Season | Club | League | Regular Season | | | | | Playoffs | | | | |
|-------------------|------------|--------|----------------|----------|----------|----------|----------|----------|----|----|-----|-----|
| | | | GP | G | A | PTS | PIM | GP | G | A | PTS | PIM |
| 1974-75 | Flin Flon | WCHL | 64 | 8 | 7 | 15 | 169 | - | - | - | - | - |
| 1975-76 | Flin Flon | WCHL | 71 | 32 | 45 | 77 | 163 | - | - | - | - | - |
| 1976-77 | Flin Flon | WCHL | 69 | 56 | 55 | 111 | 250 | - | - | - | - | - |
| 1977-78 | Gr. Rapids | IHL | 63 | 28 | 43 | 71 | 191 | - | - | - | - | - |
| 1977-78 | Pittsburgh | NHL | 1 | 0 | 0 | 0 | 0 | - | - | - | - | - |
| 1978-79 | Gr. Rapids | IHL | 80 | 44 | 59 | 103 | 235 | 22 | 12 | 15 | 27 | 77 |
| 1978-79 | Pittsburgh | NHL | 1 | 1 | 0 | 1 | 0 | - | - | - | - | - |
| NHL Totals | | | 2 | 1 | 0 | 1 | 0 | - | - | - | - | - |
| PGH Totals | | | 2 | 1 | 0 | 1 | 0 | - | - | - | - | - |

ROB GARNER

Center 5'11" 180 lbs.
 Age: 21 (August 17, 1958)
 Born: Weston, Ontario
 Shoots: Left
 Acquired: 1978 Amateur Draft
 (5th round)



| Season | Club | League | Regular Season | | | | | Playoffs | | | | |
|-------------------|------------|--------|----------------|----|----|-----|-----|----------|---|---|-----|-----|
| | | | GP | G | A | PTS | PIM | GP | G | A | PTS | PIM |
| 1975-76 | Toronto | OHA | 37 | 6 | 8 | 14 | 20 | - | - | - | - | - |
| 1976-77 | Toronto | OHA | 62 | 31 | 35 | 66 | 58 | - | - | - | - | - |
| 1977-78 | Toronto | OHA | 48 | 38 | 35 | 73 | 111 | - | - | - | - | - |
| 1978-79 | Binghamton | AHL | 77 | 15 | 19 | 34 | 97 | 10 | 5 | 3 | 8 | 19 |
| NHL Totals | | | | | | | | | | | | |
| PGH Totals | | | | | | | | | | | | |

LEX HUDSON


Defense 6'3" 205 lbs.
 Age: 23 (December 31, 1955)
 Born: Winnipeg, Manitoba
 Shoots: Left
 Acquired: 1975 Amateur Draft
 (12th round)



| Season | Club | League | Regular Season | | | | Playoffs | | | | | | |
|-------------------|--------------|--------|----------------|----------|----------|----------|----------|----------|----------|----------|----------|----------|---|
| | | | GP | G | A | PTS | PIM | GP | G | A | PTS | PIM | |
| 1974-75 | U. of Denver | WCHA | 35 | 2 | 3 | 5 | 29 | - | - | - | - | - | - |
| 1975-76 | U. of Denver | WCHA | 35 | 1 | 13 | 14 | 34 | - | - | - | - | - | - |
| 1976-77 | U. of Denver | WCHA | 29 | 0 | 9 | 9 | 32 | - | - | - | - | - | - |
| 1977-78 | U. of Denver | WCHA | 40 | 1 | 12 | 13 | 46 | - | - | - | - | - | - |
| 1978-79 | Gr. Rapids | IHL | 69 | 6 | 29 | 35 | 63 | 18 | 2 | 6 | 8 | 18 | |
| 1978-79 | Binghamton | AHL | 2 | 0 | 0 | 0 | 0 | - | - | - | - | - | - |
| 1978-79 | Pittsburgh | NHL | 2 | 0 | 0 | 0 | 0 | 2 | 0 | 0 | 0 | 0 | |
| NHL Totals | | | 2 | 0 | 0 | 0 | 0 | 2 | 0 | 0 | 0 | 0 | |
| PGH Totals | | | 2 | 0 | 0 | 0 | 0 | 2 | 0 | 0 | 0 | 0 | |

TOM PRICE


Defense 6'1" 190 lbs.
 Age: 25 (July 12, 1954)
 Born: Toronto, Ontario
 Shoots: Left
 Acquired: Signed as free agent
 from Cleveland in 1977



| Season | Club | League | Regular Season | | | | Playoffs | | | | | | |
|-------------------|-------------|--------|----------------|----------|----------|----------|-----------|----|---|---|-----|-----|---|
| | | | GP | G | A | PTS | PIM | GP | G | A | PTS | PIM | |
| 1972-73 | London | OHA | 62 | 4 | 10 | 14 | 104 | - | - | - | - | - | - |
| 1973-74 | Ottawa | OHA | 61 | 7 | 33 | 40 | 80 | - | - | - | - | - | - |
| 1974-75 | Salt Lake | CHL | 52 | 2 | 16 | 18 | 91 | 1 | 0 | 0 | 0 | 2 | |
| 1974-75 | California | NHL | 3 | 0 | 0 | 0 | 4 | - | - | - | - | - | - |
| 1975-76 | California | NHL | 5 | 0 | 0 | 0 | 0 | - | - | - | - | - | - |
| 1975-76 | Salt Lake | CHL | 59 | 11 | 15 | 26 | 77 | 5 | 1 | 1 | 2 | 2 | |
| 1976-77 | Salt Lake | CHL | 55 | 3 | 21 | 24 | 71 | - | - | - | - | - | - |
| 1976-77 | Cleveland | NHL | 2 | 0 | 0 | 0 | 0 | - | - | - | - | - | - |
| 1976-77 | Pittsburgh | NHL | 7 | 0 | 2 | 2 | 4 | - | - | - | - | - | - |
| 1977-78 | Springfield | AHL | 21 | 0 | 9 | 9 | 23 | 4 | 1 | 2 | 2 | 6 | |
| 1977-78 | Binghamton | AHL | 31 | 1 | 6 | 7 | 39 | - | - | - | - | - | - |
| 1977-78 | Gr. Rapids | IHL | 9 | 1 | 8 | 9 | 30 | - | - | - | - | - | - |
| 1977-78 | Pittsburgh | NHL | 10 | 0 | 0 | 0 | 0 | - | - | - | - | - | - |
| 1978-79 | Binghamton | AHL | 70 | 14 | 31 | 45 | 62 | 10 | 1 | 7 | 8 | 16 | |
| 1978-79 | Pittsburgh | NHL | 2 | 0 | 0 | 0 | 4 | - | - | - | - | - | - |
| NHL Totals | | | 29 | 0 | 2 | 2 | 12 | - | - | - | - | - | - |
| PGH Totals | | | 19 | 0 | 2 | 2 | 8 | - | - | - | - | - | - |

PAUL MARSHALL

Left Wing 6'2" 185 lbs.
 Age: 19 (September 7, 1960)
 Born: Toronto, Ontario
 Shoots: Left
 Acquired: 1979 Amateur Draft
 (2nd round)



| Season | Club | League | Regular Season | | | | Playoffs | | | | | | |
|-------------------|-----------|--------|----------------|----------|----------|----------|----------|----------|----------|----------|----------|----------|----------|
| | | | GP | G | A | PTS | PIM | GP | G | A | PTS | PIM | |
| 1977-78 | Hamilton | OHA | 58 | 36 | 34 | 70 | 54 | * | * | * | * | * | * |
| 1978-79 | Brantford | OHA | 67 | 42 | 72 | 114 | 59 | * | * | * | * | * | * |
| NHL Totals | | | * | * | * | * | * | * | * | * | * | * | * |
| PGH Totals | | | * | * | * | * | * | * | * | * | * | * | * |

NICK RICCI

Goaltender 5'10" 160 lbs.
 Age: 20 (June 3, 1959)
 Born: Niagara Falls, Ontario
 Shoots: Left
 Acquired: 1979 Amateur Draft
 (5th round)



| Season | Club | League | Regular Season | | | | Playoffs | | | | | | |
|-------------------|---------------|--------|----------------|----------|----------|----------|----------|----------|----------|----------|----------|----------|----------|
| | | | GP | MP | GA | SO | AVG | GP | MP | GA | SO | AVG | |
| 1978-79 | Niagara Falls | OHA | 52 | 3129 | 183 | 3 | 3.49 | * | * | * | * | * | * |
| NHL Totals | | | * | * | * | * | * | * | * | * | * | * | * |
| PGH Totals | | | * | * | * | * | * | * | * | * | * | * | * |

BENNETT WOLF

Defense 6'3" 205 lbs.
 Age: 20 (October 23, 1959)
 Born: Kitchener, Ontario
 Shoots: Right
 Acquired: 1979 Amateur Draft
 (3rd round)



| Season | Club | League | Regular Season | | | | Playoffs | | | | | | |
|-------------------|-----------------------|--------|----------------|----------|----------|----------|----------|----------|----------|----------|----------|----------|----------|
| | | | GP | G | A | PTS | PIM | GP | G | A | PTS | PIM | |
| 1976-77 | Kitchener | OHA | 7 | 0 | 1 | 1 | 16 | * | * | * | * | * | * |
| 1977-78 | Toronto | OHA | 66 | 3 | 13 | 16 | 334 | * | * | * | * | * | * |
| 1978-79 | Toronto/ Kitchener | OHA | 47 | 3 | 18 | 21 | 281 | * | * | * | * | * | * |
| NHL Totals | | | * | * | * | * | * | * | * | * | * | * | * |
| PGH Totals | | | * | * | * | * | * | * | * | * | * | * | * |

PENGUINS AMATEUR DRAFT CHOICES

| 1969 AMATEUR DRAFT | | |
|--------------------|--------------------|--------|
| Rd. | Player | Choice |
| 1. | Rick Kessell C | 15 |
| 2. | Michel Briere C | 26 |
| 3. | Yvon Labre D | 38 |
| 4. | Rusty Patenaude RW | 50 |
| 5. | Paul Hoganson G | 62 |

| 1970 AMATEUR DRAFT | | |
|--------------------|-------------------|--------|
| | Player | Choice |
| 1. | Greg Polis LW | 7 |
| 2. | John Stewart LW | 21 |
| 3. | Larry Bignell D | 35 |
| 4. | Connie Forey LW | 49 |
| 5. | Steve Cardwell LW | 63 |
| 6. | Bob Fitchener C | 77 |
| 7. | Jim Pearson D | 90 |
| 8. | Cam Newton G | 112 |
| 9. | Ron Lemieux RW | 120 |

| 1971 AMATEUR DRAFT | | |
|--------------------|------------------------------------|--------|
| | Player | Choice |
| 1. | Traded to St. Louis for Ron Schock | |
| 2. | Brian McKenzie C | 18 |
| 3. | Joe Norris D | 32 |
| 4. | Gerry Methe D | 46 |
| 5. | Dave Murphy G | 60 |
| 6. | Ian Williams RW | 74 |
| 7. | Doug Elliott D | 88 |

| 1972 AMATEUR DRAFT | | |
|--------------------|---------------------------------------|--------|
| | Player | Choice |
| 1. | Traded to Minnesota for Bob Woytowich | |
| 2. | Jack Lynch D | 24 |
| 2. | Bernie Lukowich LW | 30 |
| 3. | Denis Herron G | 40 |
| 4. | Ron Lalonde C | 56 |
| 5. | Brian Walker C | 72 |
| 6. | Jeff Ablett LW | 88 |
| 7. | D'Arcy Keating D | 104 |
| 8. | Yves Bergeron RW | 120 |
| 9. | Jay Babcock LW | 136 |
| 10. | Don Atchison G | 149 |

| 1973 AMATEUR DRAFT | | |
|--------------------|----------------------------------|--------|
| | Player | Choice |
| 1. | Blaine Stoughton RW | 7 |
| 2. | Wayne Bianchin LW | 23 |
| 2. | Colin Campbell D | 27 |
| 3. | Traded to Detroit for Andy Brown | |
| 4. | Dennis Owchar D | 55 |
| 5. | Guido Tenesi D | 71 |
| 6. | Don Seiling LW | 87 |
| 7. | Terry Ewasziuk LW | 103 |
| 8. | Fred Comrie C | 119 |
| 9. | Gord Lane D | 134 |
| 10. | Randy Aimoe D | 150 |
| 11. | Don McLeod C | 164 |

| 1974 AMATEUR DRAFT | | |
|--------------------|--|--------|
| | Player | Choice |
| 1. | Pierre Larouche C | 8 |
| 2. | Jacques Cossette RW | 27 |
| 3. | Traded to Detroit for Nelson Debenedet | |
| 4. | Mario Faubert D | 62 |

| | | |
|-----|----------------------|-----|
| 5. | Bruce Aberhart G | 80 |
| 6. | William Schneider LW | 98 |
| 7. | Robbie Laird LW | 116 |
| 8. | Larry Finck D | 133 |
| 9. | Jim Chicoyne D | 150 |
| 10. | Rick Uhrich RW | 166 |
| 11. | Serge Gamelin RW | 181 |
| 12. | Richard Perron D | 195 |
| 13. | Richard Hindmarch RW | 206 |
| 14. | William Davis D | 216 |
| 15. | J. D. Mathers D | 223 |

| 1975 AMATEUR DRAFT | | |
|--------------------|-------------------------|--------|
| | Player | Choice |
| 1. | Gordon Laxton G | 13 |
| 2. | Russ Anderson D | 31 |
| 3. | Paul Baxter D | 49 |
| 4. | Stu Younger LW | 67 |
| 5. | Kim Clackson D | 85 |
| 6. | Peter Morris LW | 103 |
| 7. | Mike Will C | 121 |
| 8. | Tapio Levo D | 139 |
| 9. | Bryon Shutt LW | 155 |
| 10. | Frank Salive G | 170 |
| 11. | John Glynne D | 185 |
| 12. | Lex Hudson D | 196 |
| 13. | Dan Tsubouchi RW | 202 |
| 14. | Bronislav Stankovsky LW | 206 |
| 15. | Kelly Secord RW | 217 |

| 1976 AMATEUR DRAFT | | |
|--------------------|--------------------|--------|
| | Player | Choice |
| 1. | Blair Chapman RW | 2 |
| 2. | Greg Malone C | 19 |
| 2. | Peter Marsh RW | 29 |
| 3. | Morris Lukowich LW | 47 |
| 4. | Greg Redquest G | 65 |
| 5. | Brendan Lowe D | 83 |
| 6. | Vic Sirko D | 101 |

| 1977 AMATEUR DRAFT | | |
|--------------------|----------------------------------|--------|
| | Player | Choice |
| 1. | Traded to Toronto for Rick Kehoe | |
| 2. | Jim Hamilton LW | 30 |
| 3. | Kim Davis LW | 48 |
| 4. | Mark Johnson C | 66 |
| 6. | Greg Millen G | 102 |

| 1978 AMATEUR DRAFT | | |
|--------------------|--|--------|
| | Player | Choice |
| 1. | Traded to Philadelphia for Orest Kindrachuk, Tom Bladon & Ross Lonsberry | |
| 2. | Mike Meeker RW | 25 |
| 4. | Shane Pearsall LW | 61 |
| 5. | Rob Garner C | 75 |

| 1979 AMATEUR DRAFT | | |
|--------------------|---|--------|
| | Player | Choice |
| 1. | Traded to Washington for Hartland Monahan | |
| 2. | Paul Marshall LW | 31 |
| 3. | Bennett Wolf D | 52 |
| 4. | Brian Cross D | 73 |
| 5. | Nick Ricci G | 94 |
| 6. | Marc Chorney D | 115 |

1978-79 SCORING REGULAR SEASON

| | GP | G | A | PTS | PIM |
|------------------|-----------|------------|------------|------------|------------|
| Greg Malone | 80 | 35 | 30 | 65 | 52 |
| Orest Kindrachuk | 79 | 18 | 42 | 60 | 84 |
| Peter Lee | 80 | 32 | 26 | 58 | 24 |
| Peter Mahovlich | 60 | 14 | 39 | 53 | 39 |
| George Ferguson | 80 | 21 | 29 | 50 | 37 |
| Randy Carlyle | 70 | 13 | 34 | 47 | 78 |
| Ross Lonsberry | 80 | 24 | 22 | 46 | 38 |
| Rick Kehoe | 57 | 27 | 18 | 45 | 2 |
| Rod Schutt | 74 | 24 | 21 | 45 | 33 |
| Ron Stackhouse | 75 | 10 | 33 | 43 | 54 |
| Gregg Sheppard | 60 | 15 | 22 | 37 | 9 |
| Dale Tallon | 63 | 5 | 24 | 29 | 35 |
| Tom Bladon | 78 | 4 | 23 | 27 | 64 |
| Gary McAdam | 68 | 11 | 14 | 25 | 15 |
| Colin Campbell | 65 | 2 | 18 | 20 | 137 |
| Blair Chapman | 71 | 10 | 8 | 18 | 18 |
| Russ Anderson | 72 | 3 | 13 | 16 | 93 |
| Wayne Bianchin | 40 | 7 | 4 | 11 | 20 |
| Jacques Cossette | 38 | 7 | 2 | 9 | 16 |
| Kim Davis | 1 | 1 | 0 | 1 | 0 |
| Bob Paradise | 14 | 0 | 1 | 1 | 4 |
| Gordon Laxton | 1 | 0 | 0 | 0 | 0 |
| Jim Hamilton | 2 | 0 | 0 | 0 | 0 |
| Tom Price | 2 | 0 | 0 | 0 | 4 |
| Lex Hudson | 2 | 0 | 0 | 0 | 0 |
| Mike Meeker | 4 | 0 | 0 | 0 | 5 |
| Brian Spencer | 7 | 0 | 0 | 0 | 0 |
| Greg Millen | 28 | 0 | 0 | 0 | 0 |
| Denis Herron | 56 | 0 | 2 | 2 | 18 |
| Bench | - | - | - | - | 16 |
| TOTAL | 80 | 283 | 425 | 708 | 895 |

GOALIES

| | GP | MP | GF | GA | ENG | SO | AVG | W-L-T |
|---------------|-----------|-------------|------------|------------|----------|----------|-------------|-----------------|
| Denis Herron | 56 | 3208 | 188 | 180 | 3 | 0 | 3.37 | 22-19-12 |
| Greg Millen | 28 | 1532 | 90 | 86 | 2 | 2 | 3.37 | 14-11-1 |
| Gordon Laxton | 1 | 60 | 3 | 8 | 0 | 0 | 8.00 | 0-1-0 |
| TOTAL | 80 | 4800 | 281 | 279 | 5 | 2 | 3.49 | 36-31-13 |
| | | | | | | | (284) | |

1978-79 PLAYOFF SCORING

| | GP | G | A | PTS | PIM |
|------------------|----|---|---|-----|-----|
| Orest Kindrachuk | 7 | 4 | 1 | 5 | 7 |
| Colin Campbell | 7 | 1 | 4 | 5 | 30 |
| Tom Bladon | 7 | 0 | 4 | 4 | 2 |
| Jim Hamilton | 5 | 3 | 0 | 3 | 0 |
| George Ferguson | 7 | 2 | 1 | 3 | 0 |
| Gary McAdam | 7 | 2 | 1 | 3 | 0 |
| Gregg Sheppard | 7 | 1 | 2 | 3 | 0 |
| Peter Lee | 7 | 0 | 3 | 3 | 0 |
| Rod Schutt | 7 | 2 | 0 | 2 | 4 |
| Rick Kehoe | 7 | 0 | 2 | 2 | 0 |
| Ross Lonsberry | 7 | 0 | 2 | 2 | 9 |
| Blair Chapman | 7 | 1 | 0 | 1 | 2 |
| Pete Mahovlich | 2 | 0 | 1 | 1 | 0 |
| Jacques Cossette | 3 | 0 | 1 | 1 | 4 |
| Greg Malone | 7 | 0 | 1 | 1 | 10 |
| Bob Paradise | 1 | 0 | 0 | 0 | 0 |
| Russ Anderson | 2 | 0 | 0 | 0 | 0 |
| Lex Hudson | 2 | 0 | 0 | 0 | 0 |
| Randy Carlyle | 7 | 0 | 0 | 0 | 12 |
| Denis Herron | 7 | 0 | 0 | 0 | 0 |
| Ron Stackhouse | 7 | 0 | 0 | 0 | 4 |

GOALTENDING

| | GPI | MINS. | GA | ENG | SO | AVG | W | L |
|--------------|-----|-------|----|-----|----|------|---|---|
| Denis Herron | 7 | 421 | 24 | 1 | 0 | 3.42 | 2 | 5 |

1978-79 INDIVIDUAL SCORING BREAKDOWN

| NAME | WG | TG | GF | PPG | SHG | H | A | 1H | 2H | TOT |
|------------------|----|----|----|-----|-----|-----|-----|-----|-----|-----|
| Russ Anderson | 0 | 0 | 0 | 0 | 0 | 3 | 0 | 1 | 2 | 3 |
| Wayne Bianchin | 3 | 0 | 1 | 1 | 0 | 5 | 2 | 7 | 0 | 7 |
| Tom Bladon | 0 | 0 | 2 | 1 | 0 | 2 | 2 | 3 | 1 | 4 |
| Colin Campbell | 1 | 0 | 0 | 0 | 0 | 2 | 0 | 0 | 2 | 2 |
| Randy Carlyle | 3 | 2* | 0 | 3 | 1 | 4 | 9 | 6 | 7 | 13 |
| Blair Chapman | 0 | 0 | 2 | 1 | 0 | 7 | 3 | 5 | 5 | 10 |
| Jacques Cossette | 1 | 0 | 1 | 1 | 0 | 4 | 3 | 5 | 2 | 7 |
| Kim Davis | 1 | 0 | 0 | 0 | 0 | 0 | 1 | 0 | 1 | 1 |
| George Ferguson | 2 | 2* | 6* | 0 | 3* | 12 | 9 | 8 | 13 | 21 |
| Rick Kehoe | 3 | 2* | 4 | 7 | 0 | 18 | 9 | 9 | 18 | 27 |
| Orest Kindrachuk | 0 | 1 | 0 | 3 | 1 | 9 | 9 | 11 | 7 | 18 |
| Peter Lee | 7* | 0 | 2 | 10* | 0 | 19* | 13 | 21* | 11 | 32 |
| Ross Lonsberry | 1 | 0 | 6* | 4 | 0 | 12 | 12 | 12 | 12 | 24 |
| Pete Mahovlich | 0 | 2* | 2 | 5 | 0 | 9 | 5 | 9 | 5 | 14 |
| Greg Malone | 5 | 0 | 5 | 8 | 0 | 18 | 17* | 13 | 22* | 35* |
| Gary McAdam | 1 | 1 | 0 | 0 | 0 | 1 | 4 | 0 | 5 | 5 |
| Dave Schultz | 0 | 1 | 0 | 0 | 0 | 2 | 2 | 4 | 0 | 4 |
| Rod Schutt | 2 | 1 | 4 | 4 | 0 | 11 | 13 | 13 | 11 | 24 |
| Gregg Sheppard | 2 | 0 | 4 | 3 | 1 | 7 | 8 | 6 | 9 | 15 |
| Ron Stackhouse | 1 | 1 | 2 | 3 | 1 | 2 | 8 | 6 | 4 | 10 |
| Dale Tallon | 3 | 0 | 0 | 2 | 0 | 5 | 0 | 3 | 2 | 5 |

TOTAL 36 13 41 56 7 152 129 142 139 281

* Denotes Leader in Category

Key to Abbreviations:

WG - Winning Goal; **TG** - Tying Goal; **GF** - First Goal of Game;

PPG - Power Play Goal; **SHG** - Shorthanded Goal; **H** - Home Goals;

A - Away Goals; **1H** - First Half of Season; **2H** - Second Half of Season

TOT - Total Goals

1978-79 NHL SCORING LEADERS

| NAME-TEAM | GP | G | A | PTS |
|------------------------------|----|----|----|-----|
| Bryan Trottier, NY Islanders | 76 | 47 | 87 | 134 |
| Marcel Dionne, Los Angeles | 80 | 59 | 71 | 130 |
| Guy Lafleur, Montreal | 80 | 52 | 77 | 129 |
| Mike Bossy, NY Islanders | 80 | 69 | 57 | 126 |
| Bob MacMillan, Atlanta | 79 | 37 | 71 | 100 |
| Guy Chouinard, Atlanta | 80 | 50 | 57 | 107 |
| Denis Potvin, NY Islanders | 73 | 31 | 70 | 101 |
| Bernie Federko, St. Louis | 74 | 31 | 64 | 95 |
| Dave Taylor, Los Angeles | 78 | 43 | 48 | 91 |
| Clark Gillies, NY Islanders | 75 | 35 | 56 | 91 |
| Dennis Maruk, Minn.-Wash. | 78 | 31 | 59 | 90 |
| Darryl Sittler, Toronto | 70 | 36 | 51 | 87 |
| Butch Goring, Los Angeles | 80 | 36 | 51 | 87 |
| Rick Middleton, Boston | 71 | 38 | 48 | 86 |
| Lanny McDonald, Toronto | 79 | 43 | 42 | 85 |
| Gil Perreault, Buffalo | 79 | 27 | 58 | 85 |
| Eric Vail, Atlanta | 80 | 35 | 48 | 83 |
| Brian Sutter, St. Louis | 77 | 41 | 39 | 80 |
| Peter McNab, Boston | 76 | 35 | 45 | 80 |
| Bill Barber, Philadelphia | 79 | 34 | 46 | 80 |
| Anders Hedberg, NY Rangers | 80 | 33 | 46 | 79 |
| Phil Esposito, NY Rangers | 80 | 42 | 36 | 78 |
| Ivan Boldirev, Chic.-Atl. | 79 | 35 | 43 | 78 |
| Steve Shutt, Montreal | 72 | 37 | 40 | 77 |
| Terry O'Reilly, Boston | 80 | 26 | 51 | 77 |

LEAGUE LEADERS

| | | |
|---------------------------|------------------------------|------|
| Goals | Mike Bossy, NY Islanders | 69 |
| Assists | Bryan Trottier, NY Islanders | 87 |
| Points | Bryan Trottier, NY Islanders | 134 |
| Penalty Minutes | Dave Williams, Toronto | 298 |
| Power Play Goals | Mike Bossy, NY Islanders | 27 |
| Shorthanded Goals | Bill Barber, Philadelphia | 6 |
| Winning Goals | Guy Lafleur, Montreal | 12 |
| Shutouts | Ken Dryden, Montreal | 5 |
| Goals Against Avg. | Ken Dryden, Montreal | 2.30 |

1978-79 NHL LEADING GOALTENDERS

| GOALTENDERS | TEAM | GP | MINS | GA | ENG | SO | AVG | W-L-T |
|---------------------|--------------|-----------|-------------|------------|-----------|----------|-------------|-----------------|
| Ken Dryden | Montreal | 47 | 2814 | 108 | 2 | 5 | 2.30 | 30-10-7 |
| Michel Larocque | Montreal | 34 | 1986 | 94 | 0 | 3 | 2.84 | 22-7-4 |
| MONTREAL | TOTAL | 80 | 4800 | 204 | 2 | 8 | 2.55 | 52-17-11 |
| Glenn Resch | NY Islanders | 43 | 2539 | 106 | 0 | 2 | 2.50 | 26-7-10 |
| Bill Smith | NY Islanders | 40 | 2261 | 108 | 0 | 1 | 2.87 | 25-8-4 |
| NY ISLANDERS | TOTAL | 80 | 4800 | 214 | 0 | 3 | 2.68 | 51-15-14 |
| Bernie Parent | Philadelphia | 36 | 1979 | 89 | 2 | 4 | 2.70 | 16-12-7 |
| Wayne Stephenson | Philadelphia | 40 | 2187 | 122 | 4 | 2 | 3.35 | 20-10-5 |
| PHILADELPHIA | TOTAL | 80 | 4800 | 248 | 6 | 8 | 3.10 | 40-25-15 |
| Mike Palmateer | Toronto | 58 | 3396 | 167 | 3 | 4 | 2.95 | 26-21-10 |
| Paul Harrison | Toronto | 25 | 1403 | 82 | 0 | 1 | 3.51 | 8-12-3 |
| TORONTO | TOTAL | 80 | 4800 | 252 | 3 | 5 | 3.15 | 34-33-13 |
| Don Edwards | Buffalo | 54 | 3160 | 159 | 1 | 2 | 3.02 | 26-18-9 |
| Bob Sauve | Buffalo | 29 | 1610 | 100 | 0 | 0 | 3.73 | 10-10-7 |
| BUFFALO | TOTAL | 80 | 4800 | 263 | 1 | 2 | 3.29 | 36-28-16 |
| Gerry Cheevers | Boston | 43 | 2509 | 132 | 1 | 1 | 3.16 | 23-9-10 |
| Gilles Gilbert | Boston | 43 | 1254 | 74 | 1 | 0 | 3.54 | 12-8-2 |
| Jim Pettie | Boston | 19 | 1037 | 62 | 0 | 1 | 3.59 | 8-6-2 |
| BOSTON | TOTAL | 80 | 4800 | 270 | 2 | 2 | 3.38 | 43-23-14 |
| Tony Esposito | Chicago | 63 | 3780 | 206 | 9 | 4 | 3.27 | 24-28-11 |
| Mike Veisor | Chicago | 17 | 1020 | 60 | 2 | 0 | 3.53 | 5-8-4 |
| CHICAGO | TOTAL | 80 | 4800 | 277 | 11 | 4 | 3.46 | 29-36-15 |
| Denis Herron | Pittsburgh | 56 | 3208 | 180 | 3 | 0 | 3.37 | 22-19-12 |
| Greg Millen | Pittsburgh | 28 | 1532 | 86 | 2 | 2 | 3.37 | 14-11-1 |
| PITTSBURGH | TOTAL | 80 | 4800 | 279 | 5 | 2 | 3.49 | 36-31-13 |
| Rejean Lemelin | Atlanta | 18 | 994 | 54 | 2 | 0 | 3.26 | 8-8-1 |
| Dan Bouchard | Atlanta | 64 | 3624 | 201 | 2 | 3 | 3.33 | 32-21-6 |
| ATLANTA | TOTAL | 80 | 4800 | 280 | 4 | 3 | 3.50 | 41-31-8 |
| Mario Lessard | Los Angeles | 49 | 2860 | 148 | 2 | 4 | 3.10 | 23-15-10 |
| Ron Grahame | Los Angeles | 34 | 1940 | 136 | 0 | 0 | 4.21 | 11-19-2 |
| LOS ANGELES | TOTAL | 80 | 4800 | 286 | 2 | 4 | 3.58 | 34-34-12 |
| Gilles Meloche | Minnesota | 53 | 3118 | 173 | 4 | 2 | 3.33 | 20-25-7 |
| Gary Edwards | Minnesota | 25 | 1337 | 83 | 1 | 0 | 3.72 | 6-11-5 |
| MINNESOTA | TOTAL | 80 | 4800 | 289 | 5 | 2 | 3.61 | 28-40-12 |
| Glen Hanlon | Vancouver | 31 | 1821 | 94 | 1 | 3 | 3.10 | 12-13-5 |
| Gary Bromley | Vancouver | 38 | 2144 | 136 | 1 | 2 | 3.81 | 11-19-6 |
| VANCOUVER | TOTAL | 80 | 4800 | 291 | 2 | 5 | 3.64 | 25-42-13 |
| John Davidson | NY Rangers | 39 | 2232 | 131 | 1 | 0 | 3.52 | 20-12-5 |
| Wayne Thomas | NY Rangers | 31 | 1668 | 101 | 0 | 1 | 3.63 | 15-10-3 |
| Doug Soetaert | NY Rangers | 17 | 900 | 57 | 2 | 0 | 3.80 | 5-7-3 |
| NY RANGERS | TOTAL | 80 | 4800 | 292 | 3 | 1 | 3.65 | 40-29-11 |
| Jim Rutherford | Detroit | 32 | 1892 | 103 | 2 | 1 | 3.27 | 13-14-5 |
| Rogie Vachon | Detroit | 50 | 2908 | 189 | 1 | 0 | 3.90 | 10-27-11 |
| DETROIT | TOTAL | 80 | 4800 | 295 | 3 | 1 | 3.69 | 23-41-16 |

PITTSBURGH CAREER SCORING — TWELVE YEARS

| NAME | GP | G | A | PTS | PIM |
|-----------------------------|------------|------------|------------|------------|------------|
| 1. Jean Pronovost | 753 | 316 | 287 | 603 | 306 |
| 2. Syl Apps | 495 | 151 | 349 | 500 | 241 |
| 3. Ron Schock | 619 | 124 | 280 | 404 | 201 |
| 4. Lowell MacDonald | 328 | 140 | 166 | 306 | 60 |
| 5. Rick Kehoe | 354 | 147 | 144 | 291 | 50 |
| 6. Ron Stackhouse | 393 | 52 | 202 | 254 | 323 |
| 7. Pierre Larouche | 240 | 119 | 134 | 253 | 99 |
| 8. Ken Schinkel | 371 | 93 | 143 | 236 | 86 |
| 9. Bryan Hextall | 335 | 71 | 115 | 186 | 498 |
| 10. Greg Malone | 224 | 71 | 92 | 163 | 175 |
| 11. Greg Polis | 256 | 88 | 70 | 158 | 146 |
| 12. Bob Kelly | 250 | 69 | 85 | 154 | 462 |
| 13. Keith McCreary | 292 | 82 | 59 | 141 | 199 |
| 14. Vic Hadfield | 163 | 61 | 79 | 140 | 118 |
| 15. Al McDonough | 152 | 56 | 74 | 130 | 46 |
| 16. Dave Burrows | 520 | 24 | 106 | 130 | 273 |
| 17. Val Fonteyne | 349 | 39 | 82 | 121 | 4 |
| 18. Pete Mahovich | 117 | 39 | 75 | 114 | 76 |
| 19. Wayne Bianchin | 265 | 68 | 41 | 109 | 130 |
| 20. Duane Rupp | 265 | 21 | 83 | 104 | 170 |
| 21. Andy Bathgate | 150 | 35 | 68 | 103 | 89 |
| 22. Nick Harbaruk | 308 | 40 | 61 | 101 | 257 |
| 23. Blair Chapman | 226 | 48 | 51 | 99 | 71 |
| 24. Wally Boyer | 203 | 32 | 62 | 94 | 81 |
| 25. Bob Woytowich | 248 | 22 | 71 | 93 | 151 |
| 26. Dean Prentice | 144 | 47 | 42 | 89 | 32 |
| 27. Chuck Arnason | 149 | 46 | 40 | 86 | 50 |
| 28. Peter Lee | 140 | 37 | 39 | 76 | 43 |
| 29. Darryl Edestrand | 158 | 25 | 47 | 72 | 140 |
| 30. Dennis Owchar | 168 | 18 | 49 | 67 | 146 |
| 31. Colin Campbell | 243 | 14 | 52 | 66 | 517 |
| 32. Bryan Watson | 304 | 8 | 57 | 65 | 871 |
| 33. Mike Corrigan | 98 | 22 | 39 | 61 | 46 |
| 34. Barry Wilkins | 133 | 5 | 56 | 61 | 203 |
| 35. Earl Ingarfield | 90 | 23 | 37 | 60 | 16 |
| 36. Orest Kindrachuk | 79 | 18 | 42 | 60 | 84 |
| 37. Gene Ubriaco | 114 | 33 | 26 | 59 | 30 |
| 38. Eddie Shack | 87 | 30 | 29 | 59 | 96 |
| 39. Gene Carr | 70 | 17 | 37 | 54 | 76 |
| 40. Noel Price | 143 | 8 | 45 | 53 | 109 |
| 41. Charlie Burns | 76 | 13 | 38 | 51 | 22 |
| 42. George Ferguson | 80 | 21 | 29 | 50 | 37 |
| 43. Dunc McCallum | 185 | 14 | 35 | 49 | 228 |
| 44. Randy Carlyle | 70 | 13 | 34 | 47 | 78 |
| 45. Dave Schultz | 113 | 13 | 34 | 47 | 535 |
| 46. Russ Anderson | 212 | 7 | 40 | 47 | 324 |
| 47. Ross Lonsberry | 80 | 24 | 22 | 46 | 38 |
| 48. Billy Dea | 139 | 26 | 20 | 46 | 12 |
| 49. Rod Schutt | 74 | 24 | 21 | 45 | 33 |
| 50. Paul Andrea | 90 | 18 | 27 | 45 | 4 |

| | | | | | |
|-----------------------------|-----------|-----------|-----------|-----------|-----------|
| 51. Michel Briere | 76 | 12 | 32 | 44 | 20 |
| 52. Ab McDonald | 74 | 22 | 21 | 43 | 38 |
| 53. Tom Edur | 58 | 5 | 38 | 43 | 18 |
| 54. Leo Boivin | 114 | 14 | 26 | 40 | 100 |
| 55. Bob Paradise | 203 | 7 | 33 | 40 | 209 |
| 56. Glen Sather | 122 | 20 | 17 | 37 | 210 |
| 57. Lou Angotti | 71 | 17 | 20 | 37 | 36 |
| 58. Art Stratton | 58 | 16 | 21 | 37 | 16 |
| 59. Gregg Sheppard | 60 | 15 | 22 | 37 | 9 |
| 60. Stan Gilbertson | 115 | 19 | 17 | 36 | 19 |
| 61. Bob McManama | 99 | 11 | 25 | 36 | 28 |
| 62. Bob Leiter | 78 | 14 | 17 | 31 | 18 |
| 63. Ron Lalonde | 108 | 10 | 20 | 30 | 16 |
| 64. Jim Morrison | 132 | 5 | 25 | 30 | 72 |
| 65. Dale Tallon | 63 | 5 | 24 | 29 | 35 |
| 66. Mario Faubert | 96 | 4 | 25 | 29 | 59 |
| 67. Steve Durbano | 66 | 4 | 23 | 27 | 309 |
| 68. Tom Bladon | 78 | 4 | 23 | 27 | 64 |
| 69. Jack Lynch | 64 | 1 | 25 | 26 | 61 |
| 70. Lew Morrison | 214 | 13 | 13 | 26 | 12 |
| 71. Jean Guy Lagace | 106 | 4 | 20 | 24 | 119 |
| 72. Ab DeMarco | 42 | 9 | 13 | 22 | 8 |
| 73. Billy Speer | 102 | 4 | 17 | 21 | 71 |
| 74. Steve Cardwell | 53 | 9 | 11 | 20 | 35 |
| 75. Brian Spencer | 86 | 9 | 11 | 20 | 81 |
| 76. Bob Blackburn | 124 | 8 | 12 | 20 | 105 |
| 77. Billy Harris | 55 | 7 | 13 | 20 | 8 |
| 78. Rick Kessel | 83 | 2 | 18 | 20 | 4 |
| 79. Bernie Lukowich | 53 | 9 | 10 | 19 | 32 |
| 80. Bob Dillabough | 61 | 7 | 12 | 19 | 20 |
| 81. Rene Robert | 49 | 7 | 11 | 18 | 42 |
| 82. Pete Laframboise | 35 | 5 | 13 | 18 | 8 |
| 83. Simon Nolet | 39 | 9 | 8 | 17 | 2 |
| 84. Bob Rivard | 27 | 5 | 12 | 17 | 4 |
| 85. Tracy Pratt | 83 | 5 | 12 | 17 | 158 |
| 86. Ted Snell | 55 | 4 | 12 | 16 | 8 |
| 87. Nick Beverley | 67 | 2 | 14 | 16 | 21 |
| 88. George Konik | 52 | 7 | 8 | 15 | 26 |
| 89. Jacques Cossette | 64 | 8 | 6 | 14 | 29 |
| 90. Gary McAdam | 28 | 5 | 9 | 14 | 2 |
| 91. Rod Zaine | 37 | 8 | 5 | 13 | 21 |
| 92. John Stewart | 40 | 4 | 9 | 13 | 32 |
| 93. Don Awrey | 79 | 1 | 12 | 13 | 40 |
| 94. John Flesch | 29 | 7 | 5 | 12 | 19 |
| 95. Al MacNeil | 74 | 2 | 10 | 12 | 58 |
| 96. Blaine Stoughton | 34 | 5 | 6 | 11 | 8 |
| 97. Wayne Hicks | 15 | 4 | 7 | 11 | 2 |
| 98. Tim Horton | 44 | 2 | 9 | 11 | 40 |
| 99. Nelson Debenedet | 31 | 6 | 3 | 9 | 11 |
| 100. Sheldon Kannegiesser | 75 | 2 | 6 | 8 | 76 |
| 101. George Swarbrick | 31 | 1 | 7 | 8 | 36 |
| 102. Ed Van Impe | 22 | 0 | 8 | 8 | 22 |
| 103. Tom Cassidy | 26 | 3 | 4 | 7 | 15 |

ALL TIME GOALTENDING 1967-79

| NAME | GP | MP | GA | ENG | SO | AVG | W-L-T | SAVES |
|----------------------|------------|--------------|-------------|-----------|-----------|-------------|--------------------|--------------|
| Roy Edwards | 15 | 847 | 36 | 2 | 0 | 2.55 | 2-8-4 | 355 |
| Hank Bassen | 25 | 1299 | 62 | 2 | 1 | 2.86 | 7-10-3 | 616 |
| Marv Edwards | 1 | 60 | 3 | 0 | 0 | 3.00 | 0-1-0 | 30 |
| Al Smith | 91 | 5027 | 257 | 3 | 4 | 3.07 | 24-42-17 | 2277 |
| Les Binkley | 196 | 11046 | 574 | 8 | 11 | 3.12 | 58-94-34 | 5021 |
| Jim Rutherford | 115 | 6252 | 327 | 6 | 4 | 3.14 | 44-49-14 | 2915 |
| Joe Daley | 38 | 2143 | 112 | 4 | 2 | 3.14 | 11-18-6 | 1094 |
| Gary Inness | 100 | 5366 | 299 | 6 | 2 | 3.34 | 39-37-13 | 2591 |
| Greg Millen | 28 | 1532 | 86 | 2 | 2 | 3.37 | 14-11-1 | 685 |
| Denis Herron | 176 | 9997 | 568 | 9 | 3 | 3.41 | 65-66-34 | 4975 |
| Dunc Wilson | 66 | 3807 | 224 | 1 | 5 | 3.53 | 23-30-10 | 1750 |
| Michel Plasse | 75 | 4190 | 251 | 1 | 2 | 3.59 | 33-24-14 | 2013 |
| Cam Newton | 16 | 814 | 51 | 2 | 0 | 3.76 | 4-7-1 | 360 |
| Andy Brown | 45 | 2476 | 156 | 0 | 1 | 3.78 | 16-20-6 | 1126 |
| Bob Johnson | 12 | 476 | 40 | 0 | 0 | 5.04 | 3-4-1 | 237 |
| Bob Taylor | 2 | 78 | 7 | 1 | 0 | 5.38 | 0-1-0 | 41 |
| Gordie Laxton | 17 | 800 | 74 | 2 | 0 | 5.55 | 4-9-1 | 359 |
| Paul Hoganson | 2 | 57 | 7 | 0 | 0 | 7.37 | 0-1-0 | 21 |
| Greg Redquest | 1 | 13 | 3 | 0 | 0 | 13.85 | 0-0-0 | 2 |
| TOTAL | 938 | 56280 | 3137 | 49 | 37 | 3.40 | 347-432-159 | 26468 |

(3186)

| | | | | | |
|---------------------------|------------|-------------|-------------|-------------|---------------|
| 104. Joe Noris | 35 | 2 | 5 | 7 | 20 |
| 105. Harvey Bennett | 32 | 3 | 3 | 6 | 53 |
| 106. Jim Hamilton | 27 | 2 | 4 | 6 | 2 |
| 107. Kelly Pratt | 22 | 0 | 6 | 6 | 15 |
| 108. Ron Snell | 7 | 3 | 2 | 5 | 6 |
| 109. Yvon Labre | 37 | 2 | 3 | 5 | 32 |
| 110. Robin Burns | 41 | 0 | 5 | 5 | 32 |
| 111. Denis Heron | 176 | 0 | 5 | 5 | 28 |
| 112. Derek Sanderson | 13 | 3 | 1 | 4 | 0 |
| 113. Mike McMahon | 12 | 1 | 3 | 4 | 19 |
| 114. Jim Wiley | 26 | 0 | 4 | 4 | 2 |
| 115. Dick Mattiussi | 44 | 0 | 4 | 4 | 32 |
| 116. Jim Shires | 18 | 1 | 2 | 3 | 2 |
| 117. Larry Bignell | 20 | 0 | 3 | 3 | 2 |
| 118. Ron Jones | 25 | 0 | 3 | 3 | 15 |
| 119. Michel Plasse | 75 | 0 | 3 | 3 | 24 |
| 120. Billy Hicke | 12 | 2 | 0 | 2 | 6 |
| 121. Brian McKenzie | 6 | 1 | 1 | 2 | 4 |
| 122. Doug Barriè | 8 | 1 | 1 | 2 | 8 |
| 123. Garty Swain | 9 | 1 | 1 | 2 | 0 |
| 124. Ed Gilbert | 45 | 1 | 1 | 2 | 0 |
| 125. Hartland Monahan | 7 | 2 | 0 | 2 | 2 |
| 126. John Arbour | 17 | 0 | 2 | 2 | 35 |
| 127. Tom Price | 19 | 0 | 2 | 2 | 8 |
| 128. Dunc Wilson | 66 | 0 | 2 | 2 | 21 |
| 129. Gary Inness | 100 | 0 | 2 | 2 | 4 |
| 130. Kim Davis | 2 | 1 | 0 | 1 | 0 |
| 131. Mel Pearson | 2 | 0 | 1 | 1 | 0 |
| 132. Roy Edwards | 15 | 0 | 1 | 1 | 0 |
| 133. Cam Newton | 16 | 0 | 1 | 1 | 6 |
| 134. Jim Rutherford | 115 | 0 | 1 | 1 | 18 |
| 135. Les Binkley | 196 | 0 | 1 | 1 | 2 |
| 136. Marv Edwards | 1 | 0 | 0 | 0 | 0 |
| 137. Greg Redquest | 1 | 0 | 0 | 0 | 0 |
| 138. Paul Hoganson | 2 | 0 | 0 | 0 | 0 |
| 139. Lex Hudson | 2 | 0 | 0 | 0 | 0 |
| 140. Bob Taylor | 2 | 0 | 0 | 0 | 0 |
| 141. Yves Bergeron | 3 | 0 | 0 | 0 | 0 |
| 142. Steve Lyon | 3 | 0 | 0 | 0 | 2 |
| 143. Bob Stumpf | 3 | 0 | 0 | 0 | 4 |
| 144. Bill Lecaine | 4 | 0 | 0 | 0 | 0 |
| 145. Mike Meeker | 4 | 0 | 0 | 0 | 5 |
| 146. Ted Lanyon | 5 | 0 | 0 | 0 | 4 |
| 147. Bob Johnson | 12 | 0 | 0 | 0 | 6 |
| 148. Hank Nowak | 13 | 0 | 0 | 0 | 11 |
| 149. Gordie Laxton | 17 | 0 | 0 | 0 | 0 |
| 150. Hank Bassen | 25 | 0 | 0 | 0 | 8 |
| 151. Greg Millen | 28 | 0 | 0 | 0 | 0 |
| 152. Joe Daley | 38 | 0 | 0 | 0 | 2 |
| 153. Andy Brown | 45 | 0 | 0 | 0 | 92 |
| 154. Al Smith | 93 | 0 | 0 | 0 | 61 |
| 155. Bench | | | | | 110 |
| TOTAL | 938 | 2946 | 4779 | 7735 | 11,265 |

ALL TIME LEADERS

GAMES

| | |
|-----------------------|------------|
| Jean Pronovost | 753 |
| Ron Schock | 619 |
| Dave Burrows | 520 |
| Syl Apps | 495 |
| Ron Stackhouse | 393 |
| Ken Schinkel | 371 |
| Rick Kehoe | 354 |
| Val Fonteyne | 349 |
| Bryan Hextall | 335 |
| Lowell MacDonald | 328 |
| Nick Harbaruk | 308 |
| Bryan Watson | 304 |
| Keith McCreary | 292 |
| Duane Rupp | 265 |
| Wayne Bianchin | 265 |

ASSISTS

| | |
|-----------------------|------------|
| Syl Apps | 349 |
| Jean Pronovost | 287 |
| Ron Schock | 280 |
| Ron Stackhouse | 202 |
| Lowell MacDonald | 166 |
| Rick Kehoe | 144 |
| Ken Schinkel | 143 |
| Pierre Larouche | 134 |
| Bryan Hextall | 115 |
| Dave Burrows | 106 |
| Greg Malone | 92 |
| Bob Kelly | 85 |
| Duane Rupp | 83 |
| Val Fonteyne | 82 |
| Vic Hadfield | 79 |

PENALTY MINUTES

| | |
|-----------------------|------------|
| Bryan Watson | 871 |
| Dave Schultz | 535 |
| Colin Campbell | 517 |
| Bryan Hextall | 498 |
| Bob Kelly | 462 |
| Russ Anderson | 324 |
| Ron Stackhouse | 323 |
| Steve Durbano | 309 |
| Jean Pronovost | 306 |

GOALS

| | |
|--------------------|------------|
| Jean Pronovost | 316 |
| Syl Apps | 151 |
| Rick Kehoe | 147 |
| Lowell MacDonald | 140 |
| Ron Schock | 124 |
| Pierre Larouche | 119 |
| Ken Schinkel | 93 |
| Greg Polis | 88 |
| Keith McCreary | 82 |
| Greg Malone | 71 |
| Bryan Hextall | 71 |
| Bob Kelly | 69 |
| Wayne Bianchin | 68 |
| Vic Hadfield | 61 |
| Al McDonough | 56 |

POINTS

| | |
|-----------------------|------------|
| Jean Pronovost | 603 |
| Syl Apps | 500 |
| Ron Schock | 404 |
| Lowell MacDonald | 306 |
| Rick Kehoe | 291 |
| Ron Stackhouse | 254 |
| Pierre Larouche | 253 |
| Ken Schinkel | 236 |
| Bryan Hextall | 186 |
| Greg Polis | 158 |
| Greg Malone | 163 |
| Bob Kelly | 154 |
| Keith McCreary | 141 |
| Vic Hadfield | 140 |
| Al McDonough | 130 |
| Dave Burrows | 130 |

| | |
|---------------|-----|
| Dave Burrows | 273 |
| Nick Harbaruk | 257 |
| Syl Apps | 241 |
| Dunc McCallum | 228 |
| Glen Sather | 210 |
| Bob Paradise | 209 |
| Barry Wilkins | 203 |
| Ron Schock | 201 |

SEASON LEADERS

| SEASON | GOALS | ASSISTS | POINTS | PENALTY MINUTES |
|---------|---|---|--|---|
| 1978-79 | Greg Malone Peter Lee | 35 Orest Kindrachuk 32 Pete Mahovich | 42 Greg Malone 39 Orest Kindrachuk | 65 Dave Schultz 60 Colin Campbell |
| 1977-78 | Jean Pronovost Rick Kehoe | 40 Greg Malone 29 Tom Edur | 43 Jean Pronovost 38 Pete Mahovich Greg Malone | 65 Dave Schultz 61 Russ Anderson 61 |
| 1976-77 | Jean Pronovost Rick Kehoe | 33 Syl Apps 30 Pierre Larouche Ron Stackhouse | 43 Jean Pronovost 34 Pierre Larouche 34 | 64 Bob Kelly 63 Russ Anderson |
| 1975-76 | Pierre Larouche Jean Pronovost | 53 Syl Apps 52 Ron Stackhouse | 67 Pierre Larouche 60 Jean Pronovost | 111 Steve Durbano 104 Bob Kelly |
| 1974-75 | Jean Pronovost Rick Kehoe | 43 Ron Schock 32 Syl Apps | 63 Ron Schock 55 Syl Apps | 86 Colin Campbell 79 Bob Kelly |
| 1973-74 | Lowell MacDonald Jean Pronovost | 43 Syl Apps 40 Lowell MacDonald | 61 Syl Apps 39 Lowell MacDonald | 85 Steve Durbano 82 Bryan Watson |
| 1972-73 | Al McDonough Lowell MacDonald | 35 Syl Apps 34 Al McDonough Lowell MacDonald | 56 Syl Apps 41 Al McDonough 41 | 85 Bryan Watson 76 Bryan Hextall |
| 1971-72 | Jean Pronovost Greg Polis | 30 Syl Apps 30 Ken Schinkel | 44 Syl Apps 30 Jean Pronovost | 59 Bryan Watson 53 Bryan Hextall |
| 1970-71 | Jean Pronovost Dean Prentice | 21 Bryan Hextall 21 Wally Boyer | 32 Bryan Hextall 30 Jean Pronovost | 48 Bryan Hextall 45 Bryan Watson |
| 1969-70 | Dean Prentice Ken Schinkel Jean Pronovost | 26 Michel Briere 20 Three players 20 | 32 Dean Prentice 25 Ken Schinkel | 51 Bryan Watson 45 Tracy Pratt |
| 1968-69 | Keith McCreary Ken Schinkel | 25 Charlie Burns 18 Ken Schinkel | 38 Ken Schinkel 34 Charlie Burns | 52 Dunc McCallum 51 Bob Woytowich |
| 1967-68 | Ab McDonald Andy Bathgate | 22 Andy Bathgate 20 Val Fonteyne | 39 Andy Bathgate 28 Ab McDonald | 59 Leo Boivin 43 Al MacNeil |

BEST SEASONS

GOALS - ONE SEASON

| | |
|------------------|--------------|
| Pierre Larouche | 53 (1975-76) |
| Jean Pronovost | 52 (1975-76) |
| Lowell MacDonald | 43 (1973-74) |
| Jean Pronovost | 43 (1974-75) |
| Jean Pronovost | 40 (1973-74) |
| Jean Pronovost | 40 (1977-78) |
| Al McDonough | 35 (1972-73) |
| Greg Malone | 35 (1978-79) |
| Lowell MacDonald | 34 (1972-73) |
| Jean Pronovost | 33 (1976-77) |
| Rick Kehoe | 32 (1974-75) |
| Syl Apps | 32 (1975-76) |
| Peter Lee | 32 (1978-79) |
| Vic Hadfield | 31 (1974-75) |
| Pierre Larouche | 31 (1974-75) |
| Jean Pronovost | 30 (1971-72) |
| Greg Polis | 30 (1971-72) |
| Vic Hadfield | 30 (1975-76) |
| Rick Kehoe | 30 (1976-77) |

POINTS - ONE SEASON

| | |
|------------------|---------------|
| Pierre Larouche | 111 (1975-76) |
| Jean Pronovost | 104 (1975-76) |
| Syl Apps | 99 (1975-76) |
| Ron Schock | 86 (1974-75) |
| Syl Apps | 85 (1972-73) |
| Syl Apps | 85 (1973-74) |
| Lowell MacDonald | 82 (1973-74) |
| Syl Apps | 79 (1974-75) |
| Al McDonough | 76 (1972-73) |
| Rick Kehoe | 76 (1975-76) |
| Lowell MacDonald | 75 (1972-73) |
| Jean Pronovost | 75 (1974-75) |
| Vic Hadfield | 73 (1974-75) |
| Lowell MacDonald | 73 (1975-76) |
| Jean Pronovost | 72 (1973-74) |

ASSISTS - ONE SEASON

| | |
|------------------|--------------|
| Syl Apps | 67 (1975-76) |
| Ron Schock | 63 (1974-75) |
| Syl Apps | 61 (1973-74) |
| Ron Stackhouse | 60 (1975-76) |
| Pierre Larouche | 58 (1975-76) |
| Syl Apps | 56 (1972-73) |
| Syl Apps | 55 (1974-75) |
| Jean Pronovost | 52 (1975-76) |
| Rick Kehoe | 47 (1975-76) |
| Ron Stackhouse | 45 (1974-75) |
| Syl Apps | 44 (1971-72) |
| Ron Schock | 44 (1975-76) |
| Lowell MacDonald | 43 (1975-76) |
| Syl Apps | 43 (1976-77) |
| Greg Malone | 43 (1977-78) |
| Vic Hadfield | 42 (1974-75) |
| Orest Kindrachuk | 42 (1978-79) |

PENALTY MINUTES - ONE SEASON

| | |
|----------------|---------------|
| Dave Schultz | 378 (1977-78) |
| Bryan Watson | 212 (1971-72) |
| Bryan Watson | 189 (1969-70) |
| Bryan Watson | 179 (1972-73) |
| Colin Campbell | 172 (1974-75) |
| Steve Durbano | 161 (1975-76) |
| Dave Schultz | 157 (1978-79) |
| Russ Anderson | 150 (1977-78) |
| Bob Kelly | 149 (1975-76) |
| Steve Durbano | 138 (1973-74) |
| Bryan Watson | 137 (1973-74) |
| Colin Campbell | 137 (1978-79) |
| Bryan Hextall | 133 (1970-71) |
| Bryan Hextall | 126 (1971-72) |
| Tracy Pratt | 124 (1969-70) |

PENALTY SHOTS

| Date | Place | Player - Team | Goalie - Team | Result |
|---------------|--------------|--------------------------|----------------------|---------|
| Dec. 23, 1967 | Pittsburgh | Bill Collins, Minn. | Les Binkley, Pgh. | no goal |
| Jan. 31, 1968 | St. Louis | George Konik, Pgh. | Glen Hall, St. L. | GOAL |
| Feb. 5, 1969 | Pittsburgh | Charlie Burns, Pgh. | Ed Giacomini, NYR | no goal |
| Mar. 18, 1970 | Pittsburgh | Keith McCreary, Pgh. | Ed Giacomini, NYR | no goal |
| Jan. 14, 1971 | Detroit | Jean Pronovost, Pgh. | Roy Edwards, Det. | GOAL |
| Feb. 24, 1971 | Pittsburgh | Greg Polis, Pgh. | Ernie Wakely, St. L. | no goal |
| Feb. 9, 1972 | Toronto | Syl Apps, Pgh. | Bernie Parent, Tor. | GOAL |
| Nov. 12, 1972 | Buffalo | Lowell MacDonald, Pgh. | Roger Crozier, Buf. | no goal |
| Jan. 10, 1973 | Pittsburgh | Ron Schock, Pgh. | Roy Edwards, Det. | no goal |
| Mar. 10, 1973 | Pittsburgh | Ron Schock, Pgh. | Ed Giacomini, NYR | no goal |
| Feb. 16, 1974 | Pittsburgh | Chuck Arrason, Pgh. | Gilles Meloche, Cal. | no goal |
| Mar. 5, 1974 | NY Islanders | Ralph Stewart, NYI | Andy Brown, Pgh. | no goal |
| Nov. 20, 1974 | Toronto | Dave Keon, Tor. | Gary Inness, Pgh. | GOAL |
| Nov. 14, 1976 | NY Rangers | Bill Goldsworthy, NYR | Dunc Wilson, Pgh. | no goal |
| Nov. 21, 1976 | Pittsburgh | Alain Daigne, Chi. | Dunc Wilson, Pgh. | no goal |
| Nov. 30, 1976 | Washington | Ron Schock, Pgh. | Bernie Wolfe, Wash. | no goal |
| Dec. 16, 1976 | Pittsburgh | Al MacAdam, Clev. | Dunc Wilson, Pgh. | GOAL |
| Oct. 15, 1977 | Pittsburgh | Orest Kindrachuk, Phila. | Denis Herron, Pgh. | no goal |
| Dec. 4, 1977 | Washington | Blair Chapman, Pgh. | Jim Bedard, Wash. | no goal |
| Jan. 21, 1978 | Pittsburgh | Pete Mahovich, Pgh. | Bill Bedard, Wash. | no goal |
| Mar. 22, 1978 | Pittsburgh | Blair Chapman, Pgh. | Bill McKenzie, Colo. | no goal |
| Dec. 5, 1978 | NY Islanders | Ross Lonsberry, Pgh. | Glenn Resch, NYI | no goal |

Pittsburgh shooters have scored 3 times in 15 attempts.
 Pittsburgh goalies have been scored upon 2 times in 7 attempts.
 Of the twelve penalty shots taken in Pittsburgh, there has only been one successful shot.

1978-79 GAME-BY-GAME RESULTS

| GAME DAY | DATE | OPPONENT | RESULT | SCORE | W-L-T | GF-GA |
|----------|---------|--------------|--------|-------|----------|---------|
| 1. Wed. | Oct. 11 | TORONTO | L | 2-3 | 0-1-0 | 2-3 |
| 2. Thu. | Oct. 12 | Boston | L | 2-8 | 0-2-0 | 4-11 |
| 3. Sat. | Oct. 14 | BOSTON | T | 4-4 | 0-2-1 | 8-15 |
| 4. Wed. | Oct. 18 | NY ISLANDERS | L | 3-5 | 0-3-1 | 11-20 |
| 5. Thu. | Oct. 19 | Philadelphia | L | 1-3 | 0-4-1 | 12-23 |
| 6. Sat. | Oct. 21 | WASHINGTON | W | 5-1 | 1-4-1 | 17-24 |
| 7. Wed. | Oct. 25 | ST. LOUIS | T | 6-6 | 1-4-2 | 23-30 |
| 8. Sat. | Oct. 28 | ATLANTA | L | 2-4 | 1-5-2 | 25-34 |
| 9. Sun. | Oct. 29 | NY Rangers | L | 2-3 | 1-6-2 | 27-37 |
| 10. Wed. | Nov. 1 | Washington | L | 4-6 | 1-7-2 | 31-43 |
| 11. Fri. | Nov. 3 | Atlanta | L | 0-2 | 1-8-2 | 31-45 |
| 12. Sat. | Nov. 4 | DETROIT | W | 7-3 | 2-8-2 | 38-48 |
| 13. Wed. | Nov. 8 | COLORADO | W | 6-3 | 3-8-2 | 44-51 |
| 14. Thu. | Nov. 9 | Buffalo | T | 4-4 | 3-8-3 | 48-55 |
| 15. Sat. | Nov. 11 | NY RANGERS | L | 1-2 | 3-9-3 | 49-57 |
| 16. Thu. | Nov. 16 | Vancouver | W | 6-3 | 4-9-3 | 55-60 |
| 17. Sat. | Nov. 18 | Los Angeles | W | 9-1 | 5-9-3 | 58-61 |
| 18. Wed. | Nov. 22 | MONTREAL | L | 2-3 | 5-10-3 | 60-64 |
| 19. Thu. | Nov. 23 | Montreal | L | 4-8 | 5-11-3 | 64-72 |
| 20. Sat. | Nov. 25 | PHILADELPHIA | L | 1-3 | 5-12-3 | 65-75 |
| 21. Sun. | Nov. 26 | Toronto | L | 2-8 | 5-13-3 | 67-83 |
| 22. Wed. | Nov. 29 | WASHINGTON | W | 5-3 | 6-13-3 | 72-86 |
| 23. Fri. | Dec. 1 | Washington | W | 7-4 | 7-13-3 | 79-90 |
| 24. Sat. | Dec. 2 | CHICAGO | W | 5-2 | 8-13-3 | 84-92 |
| 25. Tue. | Dec. 5 | NY Islanders | T | 3-3 | 8-13-4 | 87-95 |
| 26. Wed. | Dec. 6 | TORONTO | W | 6-4 | 9-13-4 | 93-99 |
| 27. Fri. | Dec. 8 | Montreal | T | 3-3 | 9-13-5 | 96-102 |
| 28. Sat. | Dec. 9 | BUFFALO | T | 4-4 | 9-13-6 | 100-106 |
| 29. Wed. | Dec. 13 | ST. LOUIS | W | 3-0 | 10-13-6 | 103-106 |
| 30. Thu. | Dec. 14 | Philadelphia | L | 1-2 | 10-14-6 | 104-108 |
| 31. Sat. | Dec. 16 | VANCOUVER | W | 6-5 | 11-14-6 | 110-113 |
| 32. Sun. | Dec. 17 | Chicago | T | 3-3 | 11-14-7 | 113-116 |
| 33. Thu. | Dec. 21 | Los Angeles | W | 4-1 | 12-14-7 | 117-117 |
| 34. Sat. | Dec. 23 | Minnesota | L | 3-5 | 12-15-7 | 120-122 |
| 35. Wed. | Dec. 27 | LOS ANGELES | W | 5-2 | 13-15-7 | 125-124 |
| 36. Sat. | Dec. 30 | DETROIT | W | 3-1 | 14-15-7 | 128-125 |
| 37. Sun. | Dec. 31 | Detroit | W | 5-4 | 15-15-7 | 133-129 |
| 38. Wed. | Jan. 3 | VANCOUVER | L | 3-5 | 15-16-7 | 136-134 |
| 39. Fri. | Jan. 5 | Atlanta | T | 3-3 | 15-16-8 | 139-137 |
| 40. Sat. | Jan. 6 | LOS ANGELES | L | 3-4 | 15-17-8 | 142-141 |
| 41. Wed. | Jan. 10 | MONTREAL | W | 3-2 | 16-17-8 | 145-143 |
| 42. Sat. | Jan. 13 | BOSTON | W | 5-3 | 17-17-8 | 150-146 |
| 43. Sun. | Jan. 14 | Buffalo | W | 5-4 | 18-17-8 | 155-150 |
| 44. Tue. | Jan. 16 | MINNESOTA | W | 5-0 | 19-17-8 | 160-150 |
| 45. Wed. | Jan. 17 | Detroit | L | 1-4 | 19-18-8 | 161-154 |
| 46. Sat. | Jan. 20 | WASHINGTON | L | 2-5 | 19-19-8 | 163-159 |
| 47. Wed. | Jan. 24 | Los Angeles | L | 1-4 | 19-20-8 | 164-163 |
| 48. Thu. | Jan. 25 | Colorado | L | 3-5 | 19-21-8 | 167-168 |
| 49. Sat. | Jan. 27 | LOS ANGELES | W | 5-3 | 20-21-8 | 172-171 |
| 50. Wed. | Jan. 31 | MONTREAL | L | 1-4 | 20-22-8 | 173-175 |
| 51. Sat. | Feb. 3 | DETROIT | W | 4-2 | 21-22-8 | 177-177 |
| 52. Sun. | Feb. 4 | Detroit | L | 3-8 | 21-23-8 | 180-185 |
| 53. Thu. | Feb. 15 | MINNESOTA | W | 6-5 | 22-23-8 | 186-190 |
| 54. Sat. | Feb. 17 | BUFFALO | W | 6-3 | 23-23-8 | 192-193 |
| 55. Sun. | Feb. 18 | Detroit | L | 2-6 | 23-24-8 | 194-199 |
| 56. Wed. | Feb. 21 | MONTREAL | W | 3-1 | 24-24-8 | 197-200 |
| 57. Thu. | Feb. 22 | Montreal | L | 0-12 | 24-25-8 | 197-212 |
| 58. Sat. | Feb. 24 | CHICAGO | W | 5-1 | 25-25-8 | 202-213 |
| 59. Sun. | Feb. 25 | Chicago | T | 2-2 | 25-25-9 | 204-215 |
| 60. Wed. | Feb. 28 | COLORADO | W | 5-3 | 26-25-9 | 209-218 |
| 61. Sat. | Mar. 3 | St. Louis | L | 4-8 | 26-26-9 | 213-226 |
| 62. Sun. | Mar. 4 | Colorado | W | 7-2 | 27-26-9 | 220-228 |
| 63. Wed. | Mar. 7 | LOS ANGELES | L | 0-4 | 27-27-9 | 220-232 |
| 64. Sat. | Mar. 10 | PHILADELPHIA | W | 3-2 | 28-27-9 | 223-234 |
| 65. Sun. | Mar. 11 | Toronto | L | 0-4 | 28-28-9 | 223-238 |
| 66. Tue. | Mar. 13 | Vancouver | W | 9-3 | 29-28-9 | 232-241 |
| 67. Wed. | Mar. 14 | Los Angeles | T | 3-3 | 29-28-10 | 235-244 |
| 68. Sat. | Mar. 17 | Washington | W | 5-2 | 30-28-10 | 240-246 |
| 69. Sun. | Mar. 18 | NY Rangers | W | 5-1 | 31-28-10 | 245-247 |
| 70. Wed. | Mar. 21 | WASHINGTON | T | 2-2 | 31-28-11 | 247-249 |
| 71. Thu. | Mar. 22 | Boston | T | 3-1 | 32-28-11 | 250-250 |
| 72. Sat. | Mar. 24 | NY Islanders | W | 3-3 | 32-28-12 | 253-253 |
| 73. Sun. | Mar. 25 | NY ISLANDERS | T | 2-2 | 32-28-13 | 255-255 |
| 74. Tue. | Mar. 27 | Minnesota | W | 5-1 | 33-28-13 | 260-256 |
| 75. Wed. | Mar. 28 | NY RANGERS | W | 7-1 | 34-28-13 | 267-257 |
| 76. Sat. | Mar. 31 | Montreal | L | 3-5 | 34-29-13 | 270-262 |
| 77. Sun. | Apr. 1 | ATLANTA | L | 7-2 | 34-30-13 | 272-269 |
| 78. Tue. | Apr. 3 | St. Louis | W | 3-2 | 35-30-13 | 275-271 |
| 79. Sat. | Apr. 7 | DETROIT | W | 4-3 | 36-30-13 | 279-274 |
| 80. Sun. | Apr. 8 | Washington | L | 2-5 | 36-31-13 | 281-279 |

1978-79 GAME-BY-GAME HOME RESULTS

| GAME DAY | DATE | OPPONENT | RESULT | SCORE | W-L-T | GF-GA |
|----------|---------|--------------|--------|-------|---------|---------|
| 1. Wed. | Oct. 11 | Toronto | L | 2-3 | 0-1-0 | 2-3 |
| 2. Sat. | Oct. 14 | Boston | T | 4-4 | 0-1-1 | 6-7 |
| 3. Wed. | Oct. 18 | NY Islanders | L | 3-5 | 0-2-1 | 9-12 |
| 4. Sat. | Oct. 21 | Washington | W | 5-1 | 1-2-1 | 14-13 |
| 5. Wed. | Oct. 25 | St. Louis | T | 6-6 | 1-2-2 | 20-19 |
| 6. Sat. | Oct. 28 | Atlanta | L | 2-4 | 1-3-2 | 22-23 |
| 7. Sat. | Nov. 4 | Detroit | W | 7-3 | 2-3-2 | 29-26 |
| 8. Wed. | Nov. 8 | Colorado | W | 6-3 | 3-3-2 | 35-29 |
| 9. Sat. | Nov. 11 | NY Rangers | L | 1-2 | 3-4-2 | 36-31 |
| 10. Wed. | Nov. 22 | Montreal | L | 2-3 | 3-5-2 | 38-34 |
| 11. Sat. | Nov. 25 | Philadelphia | L | 1-3 | 3-6-2 | 39-37 |
| 12. Wed. | Nov. 29 | Washington | W | 5-3 | 4-6-2 | 44-40 |
| 13. Sat. | Dec. 2 | Chicago | W | 5-2 | 5-6-2 | 49-42 |
| 14. Wed. | Dec. 6 | Toronto | W | 6-4 | 6-6-2 | 55-46 |
| 15. Sat. | Dec. 9 | Buffalo | T | 4-4 | 6-6-3 | 59-50 |
| 16. Wed. | Dec. 13 | St. Louis | W | 3-0 | 7-6-3 | 62-50 |
| 17. Sat. | Dec. 16 | Vancouver | W | 6-5 | 8-6-3 | 68-55 |
| 18. Wed. | Dec. 27 | Los Angeles | W | 5-2 | 9-6-3 | 73-57 |
| 19. Sat. | Dec. 30 | Detroit | W | 3-1 | 10-6-3 | 76-58 |
| 20. Wed. | Jan. 3 | Vancouver | L | 3-5 | 10-7-3 | 79-63 |
| 21. Sat. | Jan. 6 | Los Angeles | L | 3-4 | 10-8-3 | 82-67 |
| 22. Wed. | Jan. 10 | Montreal | W | 3-2 | 11-8-3 | 85-69 |
| 23. Sat. | Jan. 13 | Boston | W | 5-3 | 12-8-3 | 90-72 |
| 24. Tue. | Jan. 16 | Minnesota | W | 5-0 | 13-8-3 | 95-72 |
| 25. Sat. | Jan. 20 | Washington | L | 2-5 | 13-9-3 | 97-77 |
| 26. Sat. | Jan. 27 | Los Angeles | W | 5-3 | 14-9-3 | 102-80 |
| 27. Wed. | Jan. 31 | Montreal | L | 1-4 | 14-10-3 | 103-84 |
| 28. Sat. | Feb. 3 | Detroit | W | 4-2 | 15-10-3 | 107-86 |
| 29. Thu. | Feb. 15 | Minnesota | W | 6-5 | 16-10-3 | 113-91 |
| 30. Sat. | Feb. 17 | Buffalo | W | 6-3 | 17-10-3 | 119-94 |
| 31. Wed. | Feb. 21 | Montreal | W | 3-1 | 18-10-3 | 122-95 |
| 32. Sat. | Feb. 24 | Chicago | W | 5-1 | 19-10-3 | 127-96 |
| 33. Wed. | Feb. 28 | Colorado | W | 5-3 | 20-10-3 | 132-99 |
| 34. Wed. | Mar. 7 | Los Angeles | L | 0-4 | 20-11-3 | 132-103 |
| 35. Sat. | Mar. 10 | Philadelphia | W | 3-2 | 21-11-3 | 135-105 |
| 36. Wed. | Mar. 21 | Washington | T | 2-2 | 21-11-4 | 137-107 |
| 37. Sun. | Mar. 25 | NY Islanders | T | 2-2 | 21-11-5 | 139-109 |
| 38. Wed. | Mar. 28 | NY Rangers | W | 7-1 | 22-11-5 | 146-110 |
| 39. Sun. | Apr. 1 | Atlanta | L | 2-7 | 22-12-5 | 148-117 |
| 40. Sat. | Apr. 7 | Detroit | W | 4-3 | 23-12-5 | 152-120 |

1978-79 GAME-BY-GAME AWAY RESULTS

| GAME DAY | DATE | OPPONENT | RESULT | SCORE | W-L-T | GF-GA |
|----------|---------|--------------|--------|-------|---------|---------|
| 1. Thu. | Oct. 12 | Boston | L | 2-8 | 0-1-0 | 2-8 |
| 2. Thu. | Oct. 19 | Philadelphia | L | 1-3 | 0-2-0 | 3-11 |
| 3. Sun. | Oct. 29 | NY Rangers | L | 2-3 | 0-3-0 | 5-14 |
| 4. Wed. | Nov. 1 | Washington | L | 4-6 | 0-4-0 | 9-20 |
| 5. Fri. | Nov. 3 | Atlanta | L | 0-2 | 0-5-0 | 9-22 |
| 6. Thu. | Nov. 9 | Buffalo | T | 4-4 | 0-5-1 | 13-26 |
| 7. Thu. | Nov. 16 | Vancouver | W | 6-3 | 1-5-1 | 19-29 |
| 8. Sat. | Nov. 18 | Los Angeles | W | 3-1 | 2-5-1 | 22-30 |
| 9. Thu. | Nov. 23 | Montreal | L | 4-8 | 2-6-1 | 26-38 |
| 10. Sun. | Nov. 26 | Toronto | L | 2-8 | 2-7-1 | 28-46 |
| 11. Fri. | Dec. 1 | Washington | W | 7-4 | 3-7-1 | 35-50 |
| 12. Tue. | Dec. 5 | NY Islanders | T | 3-3 | 3-7-2 | 38-53 |
| 13. Fri. | Dec. 8 | Montreal | T | 3-3 | 3-7-3 | 41-56 |
| 14. Thu. | Dec. 14 | Philadelphia | L | 1-2 | 3-8-3 | 42-58 |
| 15. Sun. | Dec. 17 | Chicago | T | 3-3 | 3-8-4 | 45-61 |
| 16. Thu. | Dec. 21 | Los Angeles | W | 4-1 | 4-8-4 | 49-62 |
| 17. Sat. | Dec. 23 | Minnesota | L | 3-5 | 4-9-4 | 52-67 |
| 18. Sun. | Dec. 31 | Detroit | W | 5-4 | 5-9-4 | 57-71 |
| 19. Fri. | Jan. 5 | Atlanta | T | 3-3 | 5-9-5 | 60-74 |
| 20. Sun. | Jan. 14 | Buffalo | W | 5-4 | 6-9-5 | 65-78 |
| 21. Wed. | Jan. 17 | Detroit | L | 1-4 | 6-10-5 | 66-82 |
| 22. Wed. | Jan. 24 | Los Angeles | L | 1-4 | 6-11-5 | 67-86 |
| 23. Thu. | Jan. 25 | Colorado | L | 3-5 | 6-12-5 | 70-91 |
| 24. Sun. | Feb. 4 | Detroit | L | 3-8 | 6-13-5 | 73-99 |
| 25. Sun. | Feb. 18 | Detroit | L | 2-6 | 6-14-5 | 75-105 |
| 26. Thu. | Feb. 22 | Montreal | L | 0-12 | 6-15-5 | 75-117 |
| 27. Sun. | Feb. 25 | Chicago | T | 2-2 | 6-15-6 | 77-119 |
| 28. Sat. | Mar. 3 | St. Louis | L | 4-8 | 6-16-6 | 81-127 |
| 29. Sun. | Mar. 4 | Colorado | W | 7-2 | 7-16-6 | 88-129 |
| 30. Sun. | Mar. 11 | Toronto | L | 0-4 | 7-17-6 | 88-133 |
| 31. Tue. | Mar. 13 | Vancouver | W | 9-3 | 8-17-6 | 97-136 |
| 32. Wed. | Mar. 14 | Los Angeles | T | 3-3 | 8-17-7 | 100-139 |
| 33. Sat. | Mar. 17 | Washington | W | 5-2 | 9-17-7 | 105-141 |
| 34. Sun. | Mar. 18 | NY Rangers | W | 5-1 | 10-17-7 | 110-142 |
| 35. Thu. | Mar. 22 | Boston | W | 3-1 | 11-17-7 | 113-143 |
| 36. Sat. | Mar. 24 | NY Islanders | T | 3-3 | 11-17-8 | 116-146 |
| 37. Tue. | Mar. 27 | Minnesota | W | 5-1 | 12-17-8 | 121-147 |
| 38. Sat. | Mar. 31 | Montreal | L | 3-5 | 12-18-8 | 124-152 |
| 39. Tue. | Apr. 3 | St. Louis | W | 3-2 | 13-18-8 | 127-154 |
| 40. Sun. | Apr. 8 | Washington | L | 2-5 | 13-19-8 | 129-159 |

1979/80 PITTSBURGH PENGUINS ROSTER

| PLAYER | HGT | WGT | PLACE OF BIRTH | DATE | 1978-79 CLUB | GP | G | A | PTS | PIM |
|--------------------|-------|-----|----------------------|----------------|---------------------|----|------|-----|-----|------|
| FORWARDS | | | | | | | | | | |
| Chapman, Blair | 6'0" | 190 | Lloydminster, Sask. | June 13, 1956 | Pittsburgh | 71 | 10 | 8 | 18 | 18 |
| Cossette, Jacques | 5'9" | 185 | Rouyn-Noranda, Que. | June 20, 1954 | Pittsburgh | 38 | 7 | 2 | 9 | 16 |
| Davis, Kim | 5'11" | 170 | Flin Flon, Man. | Oct. 31, 1957 | Pittsburgh | 1 | 1 | 0 | 1 | 0 |
| | | | | | Grand Rapids (IHL) | 80 | 44 | 59 | 103 | 235 |
| Ferguson, George | 6'0" | 195 | Trenton, Ont. | Aug. 22, 1952 | Pittsburgh | 80 | 21 | 29 | 50 | 37 |
| Garner, Rob | 5'11" | 180 | Weston, Ont. | Aug. 17, 1958 | Binghamton (AHL) | 77 | 15 | 19 | 34 | 97 |
| Hamilton, Jim | 6'0" | 180 | Barrie, Ont. | Jan. 18, 1957 | Pittsburgh | 2 | 0 | 0 | 0 | 0 |
| | | | | | Binghamton (AHL) | 66 | 25 | 24 | 49 | 34 |
| | | | | | Montreal | 41 | 9 | 8 | 17 | 22 |
| Hughes, Pat | 6'1" | 185 | Toronto, Ont. | Mar. 25, 1955 | Pittsburgh | 57 | 27 | 18 | 45 | 2 |
| Kehoe, Rick | 5'11" | 180 | Windsor, Ont. | July 15, 1951 | Pittsburgh | 79 | 18 | 42 | 60 | 84 |
| Kindrachuk, Orest | 5'10" | 175 | Nanton, Alta. | Sept. 14, 1950 | Pittsburgh | 80 | 32 | 26 | 58 | 24 |
| Lee, Peter | 5'9" | 180 | Ellesmere, England | Jan. 2, 1956 | Pittsburgh | 68 | 15 | 19 | 34 | 20 |
| Libett, Nick | 6'0" | 195 | Stratford, Ont. | Dec. 9, 1945 | Detroit | 80 | 24 | 22 | 46 | 38 |
| Lonsberry, Ross | 5'11" | 195 | Humboldt, Sask. | Feb. 7, 1947 | Pittsburgh | 80 | 35 | 30 | 65 | 52 |
| Malone, Greg | 6'0" | 190 | Chatham, N.B. | Mar. 8, 1956 | Pittsburgh | 67 | 42 | 72 | 114 | 59 |
| Marshall, Paul | 6'2" | 182 | Toronto, Ont. | Sept. 7, 1960 | Brantford (OHA) | 40 | 6 | 5 | 11 | 13 |
| McAdam, Gary | 5'11" | 175 | Smiths Falls, Ont. | Dec. 31, 1955 | Buffalo | 28 | 5 | 9 | 14 | 2 |
| | | | | | Pittsburgh | 4 | 0 | 0 | 0 | 5 |
| Meeker, Mike | 5'11" | 195 | Kingston, Ont. | Feb. 23, 1958 | Pittsburgh | 75 | 30 | 35 | 65 | 70 |
| | | | | | Binghamton (AHL) | 74 | 24 | 21 | 45 | 33 |
| Schutt, Rod | 5'9" | 185 | Bancroft, Ont. | Oct. 13, 1956 | Pittsburgh | 60 | 15 | 22 | 37 | 9 |
| Sheppard, Gregg | 5'8" | 170 | N. Battleford, Sask. | Apr. 23, 1949 | Pittsburgh | | | | | |
| DEFENSEMEN | | | | | | | | | | |
| Anderson, Russ | 6'3" | 210 | Minneapolis, Minn. | Feb. 12, 1955 | Pittsburgh | 72 | 3 | 13 | 16 | 93 |
| Bladon, Tom | 6'1" | 195 | Edmonton, Alta. | Dec. 29, 1952 | Pittsburgh | 78 | 4 | 23 | 27 | 64 |
| Carlyle, Randy | 5'10" | 200 | Sudbury, Ont. | Apr. 19, 1956 | Pittsburgh | 70 | 13 | 34 | 47 | 78 |
| Clackson, Kim | 5'11" | 195 | Saskatoon, Sask. | Feb. 13, 1955 | Winnipeg (WHA) | 71 | 0 | 12 | 12 | 210 |
| Cross, Brian | 6'0" | 185 | Brantford, Ont. | May 22, 1959 | Brantford (OHA) | 68 | 24 | 37 | 61 | 222 |
| Faubert, Mario | 6'1" | 175 | Valleyfield, Que. | Dec. 2, 1954 | Binghamton (AHL) | 73 | 7 | 33 | 40 | 50 |
| Hudson, Lex | 6'3" | 205 | Winnipeg, Man. | Dec. 31, 1955 | Pittsburgh | 2 | 0 | 0 | 0 | 0 |
| | | | | | Binghamton (AHL) | 2 | 0 | 0 | 0 | 0 |
| | | | | | Grand Rapids (IHL) | 69 | 6 | 29 | 35 | 63 |
| | | | | | Binghamton (AHL) | 16 | 0 | 1 | 1 | 12 |
| Price, Tom | 6'1" | 190 | Toronto, Ont. | July 12, 1954 | Pittsburgh | 2 | 0 | 0 | 0 | 4 |
| | | | | | Binghamton (AHL) | 70 | 14 | 31 | 45 | 62 |
| Stackhouse, Ron | 6'3" | 210 | Haliburton, Ont. | Aug. 26, 1949 | Pittsburgh | 75 | 10 | 33 | 43 | 54 |
| Tallon, Dale | 6'1" | 205 | Noranda, Que. | Oct. 19, 1950 | Pittsburgh | 63 | 5 | 24 | 29 | 35 |
| Wolf, Bennett | 6'3" | 205 | Kitchener, Ont. | Oct. 23, 1959 | Pittsburgh | 47 | 3 | 18 | 21 | 281 |
| | | | | | Kitchener (OHA) | | | | | |
| GOALTENDERS | | | | | | | | | | |
| Holland, Bob | 6'1" | 185 | Montreal, Que. | Sept. 10, 1957 | Nova Scotia (AHL) | 43 | 2377 | 154 | 2 | 3.89 |
| Laxton, Gordie | 5'10" | 200 | Montreal, Que. | Mar. 16, 1955 | Pittsburgh | 1 | 60 | 8 | 0 | 8.00 |
| | | | | | Grand Rapids (IHL) | 63 | 3742 | 192 | 3 | 3.08 |
| Millen, Greg | 5'9" | 160 | Toronto, Ont. | June 25, 1957 | Pittsburgh | 28 | 1532 | 86 | 2 | 3.37 |
| Ricci, Nick | 5'10" | 160 | Niagara Falls, Ont. | June 3, 1959 | Niagara Falls (OHA) | 52 | 3129 | 183 | 3 | 3.49 |

POWER PLAY GOALS 1978-79

FOR (56 in 264 chances)

vs ATLANTA - (2-15) Kehoe & Tallon
 vs BOSTON - (4-10) Sheppard, Malone, Kindrachuk & Lee
 vs BUFFALO - (2-10) Mahovlich & Kehoe
 vs CHICAGO - (6-15) Malone 2, Carlyle, Lonsberry, Schutt & Kindrachuk
 vs COLORADO - (3-8) Lee, Lonsberry & Sheppard
 vs DETROIT - (6-29) Lonsberry, Kehoe, Mahovlich, Schutt, Carlyle & Lee
 vs LOS ANGELES - (4-30) Kehoe 2, Malone & Sheppard
 vs MINNESOTA — (1-12) Kindrachuk
 vs MONTREAL - (2-18) Mahovlich & Lee
 vs NY ISLANDERS - (1-11) Malone
 vs NY RANGERS - (4-18) Stackhouse 3, & Lee
 vs PHILADELPHIA - (3-18) Malone 2, & Tallon
 vs ST. LOUIS - (2-12) Malone & Chapman
 vs TORONTO - (1-19) Kindrachuk
 vs VANCOUVER - (4-15) Lonsberry, Lee Bladon & Mahovlich
 vs WASHINGTON - (11-24) Lee 4, Kehoe 2, Carlyle, Bianchin, Schutt & Mahovlich

AGAINST (57 in 251 chances)

vs ATLANTA - (0-7) None
 vs BOSTON - (4-9) Foster, Marcotte, Ratelle & McNab
 vs BUFFALO - (2-15) Ramsay & Seiling
 vs CHICAGO - (2-12) Boldirev 2
 vs COLORADO - (4-12) Pierce, Beck Gardner & Paiement
 vs DETROIT - (7-24) McCourt 3, Nedomansky 2, Huber & Labraaten
 vs LOS ANGELES - (10-33) Dionne 3 Goring 2, Jensen, Mulhern, Williams, Taylor & Murphy
 vs MINNESOTA - (2-12) Young & Maxwell
 vs MONTREAL - (5-20) Lafleur 2, Shutt 2 & Mondou
 vs NY ISLANDERS - (5-13) Bossy 2, Trottier 2 & Gillies
 vs NY RANGERS - (2-11) Dn. Maloney & Greschner
 vs PHILADELPHIA - (2-13) Clarke & MacLeish
 vs ST. LOUIS - (2-14) Sutter & Babych
 vs TORONTO - (1-7) McKechnie
 vs VANCOUVER - (3-15) Lever, Smyl & Sedlbauer
 vs WASHINGTON - (6-34) Charron 2, Walter, Maruk, Polis & Sirois

Penguin Scorers

| | |
|------------|----|
| Lee | 10 |
| Malone | 8 |
| Kehoe | 7 |
| Mahovlich | 5 |
| Kindrachuk | 4 |
| Lonsberry | 4 |
| Carlyle | 3 |
| Schutt | 3 |

Penguins in Penalty Box

| | |
|------------|---|
| Anderson | 7 |
| Schultz | 7 |
| Bladon | 5 |
| Campbell | 5 |
| Carlyle | 5 |
| Malone | 5 |
| Ferguson | 4 |
| Stackhouse | 4 |
| Cossette | 3 |
| Kindrachuk | 3 |
| Bench | 2 |
| Lee | 2 |
| Tallon | 2 |
| Chapman | 1 |
| Mahovlich | 1 |
| Schutt | 1 |

1978-79 SHORTHANDED GOALS

The Penguins scored 7 shorthanded goals in 1978-79. George Ferguson (NY Rangers, Vancouver & Philadelphia) scored three shorthanded goals. Ron Stackhouse (Minnesota), Gregg Sheppard (Detroit), Orest Kindrachuk (Vancouver) and Randy Carlyle (Vancouver) scored the remaining goals.

Opponents scored 4 shorthanded goals against the Penguins. Eric Vail (Atlanta), Jacques Lemaire (Montreal), Craig Ramsay (Buffalo) and Don Marcotte (Boston) scored shorthanded against the Pens.

TEAM BY TEAM RECORDS 1978-79

| PITTSBURGH VS | GP | W | L | T | GF | GA | PTS |
|----------------------------|-----------|-----------|-----------|-----------|------------|------------|-----------|
| Atlanta | 4 | 0 | 3 | 1 | 7 | 16 | 1 |
| Boston | 4 | 2 | 1 | 1 | 14 | 16 | 5 |
| Buffalo | 4 | 2 | 0 | 2 | 19 | 15 | 6 |
| Chicago | 4 | 2 | 0 | 2 | 15 | 8 | 6 |
| Colorado | 4 | 3 | 1 | 0 | 21 | 13 | 6 |
| Detroit | 8 | 5 | 3 | 0 | 29 | 31 | 10 |
| Los Angeles | 8 | 4 | 3 | 1 | 24 | 22 | 9 |
| Minnesota | 4 | 3 | 1 | 0 | 19 | 11 | 6 |
| Montreal | 8 | 2 | 5 | 1 | 19 | 38 | 5 |
| NY Islanders | 4 | 0 | 1 | 3 | 11 | 13 | 3 |
| NY Rangers | 4 | 2 | 2 | 0 | 15 | 7 | 4 |
| Philadelphia | 4 | 1 | 3 | 0 | 6 | 10 | 2 |
| St. Louis | 4 | 2 | 1 | 1 | 16 | 16 | 5 |
| Toronto | 4 | 1 | 3 | 0 | 10 | 19 | 2 |
| Vancouver | 4 | 3 | 1 | 0 | 24 | 16 | 6 |
| Washington | 8 | 4 | 3 | 1 | 32 | 28 | 9 |
| TOTAL | 80 | 36 | 31 | 13 | 281 | 279 | 85 |
| vs Norris Division | 32 | 15 | 14 | 3 | 104 | 119 | 33 |
| vs Adams Division | 16 | 8 | 5 | 3 | 62 | 61 | 19 |
| vs Smythe Division | 16 | 10 | 3 | 3 | 76 | 53 | 23 |
| vs Patrick Division | 16 | 3 | 9 | 4 | 39 | 46 | 10 |

OVERALL 1967-79

| PITTSBURGH VS | GP | W | L | T | GF | GA | PTS |
|---------------|------------|------------|------------|------------|-------------|-------------|------------|
| Atlanta | 31 | 11 | 13 | 7 | 94 | 104 | 29 |
| Boston | 62 | 10 | 41 | 11 | 169 | 267 | 31 |
| Buffalo | 46 | 11 | 16 | 19 | 146 | 166 | 41 |
| Chicago | 59 | 18 | 34 | 7 | 169 | 214 | 43 |
| Cleveland | 69 | 35 | 16 | 18 | 256 | 194 | 88 |
| Colorado | 20 | 11 | 5 | 4 | 83 | 61 | 26 |
| Detroit | 70 | 31 | 31 | 8 | 236 | 220 | 70 |
| Los Angeles | 81 | 35 | 37 | 9 | 232 | 238 | 79 |
| Minnesota | 68 | 34 | 26 | 8 | 239 | 203 | 76 |
| Montreal | 70 | 9 | 52 | 9 | 176 | 321 | 27 |
| NY Islanders | 30 | 12 | 10 | 8 | 97 | 84 | 32 |
| NY Rangers | 58 | 17 | 33 | 8 | 165 | 214 | 42 |
| Philadelphia | 69 | 21 | 35 | 13 | 165 | 228 | 55 |
| St. Louis | 69 | 26 | 32 | 11 | 199 | 212 | 63 |
| Toronto | 62 | 25 | 26 | 11 | 205 | 217 | 61 |
| Vancouver | 42 | 26 | 12 | 4 | 180 | 137 | 56 |
| Washington | 32 | 15 | 13 | 4 | 135 | 106 | 34 |
| TOTAL | 938 | 347 | 432 | 159 | 2946 | 3186 | 853 |

TEAM BY TEAM RECORDS 1978-79 — HOME

| PITTSBURGH VS | GP | W | L | T | GF | GA | PTS |
|---------------------|-----------|-----------|-----------|----------|------------|------------|-----------|
| Atlanta | 2 | 0 | 2 | 0 | 4 | 11 | 0 |
| Boston | 2 | 1 | 0 | 1 | 9 | 7 | 3 |
| Buffalo | 2 | 1 | 0 | 1 | 10 | 7 | 3 |
| Chicago | 2 | 2 | 0 | 0 | 10 | 3 | 4 |
| Colorado | 2 | 2 | 0 | 0 | 11 | 6 | 4 |
| Detroit | 4 | 4 | 0 | 0 | 18 | 9 | 8 |
| Los Angeles | 4 | 2 | 2 | 0 | 13 | 13 | 4 |
| Minnesota | 2 | 2 | 0 | 0 | 11 | 5 | 4 |
| Montreal | 4 | 2 | 2 | 0 | 9 | 10 | 4 |
| NY Islanders | 2 | 0 | 1 | 1 | 5 | 7 | 1 |
| NY Rangers | 2 | 1 | 1 | 0 | 8 | 3 | 2 |
| Philadelphia | 2 | 1 | 1 | 0 | 4 | 5 | 2 |
| St. Louis | 2 | 1 | 0 | 1 | 9 | 6 | 3 |
| Toronto | 2 | 1 | 1 | 0 | 8 | 7 | 2 |
| Vancouver | 2 | 1 | 1 | 0 | 9 | 10 | 2 |
| Washington | 4 | 2 | 1 | 1 | 14 | 11 | 5 |
| TOTAL | 40 | 23 | 12 | 5 | 152 | 120 | 51 |
| vs Norris Division | 16 | 10 | 5 | 1 | 54 | 43 | 21 |
| vs Adams Division | 8 | 5 | 1 | 2 | 38 | 26 | 12 |
| vs Smythe Division | 8 | 6 | 1 | 1 | 39 | 25 | 13 |
| vs Patrick Division | 8 | 2 | 5 | 1 | 21 | 26 | 5 |

TEAM BY TEAM RECORDS 1978-79 — AWAY

| PITTSBURGH VS | GP | W | L | T | GF | GA | PTS |
|---------------------|-----------|-----------|-----------|----------|------------|------------|-----------|
| Atlanta | 2 | 0 | 1 | 1 | 3 | 5 | 1 |
| Boston | 2 | 1 | 1 | 0 | 5 | 9 | 2 |
| Buffalo | 2 | 1 | 0 | 1 | 9 | 8 | 3 |
| Chicago | 2 | 0 | 0 | 2 | 5 | 5 | 2 |
| Colorado | 2 | 1 | 1 | 0 | 10 | 7 | 2 |
| Detroit | 4 | 1 | 3 | 0 | 11 | 22 | 2 |
| Los Angeles | 4 | 2 | 1 | 1 | 11 | 9 | 5 |
| Minnesota | 2 | 1 | 1 | 0 | 8 | 6 | 2 |
| Montreal | 4 | 0 | 3 | 1 | 10 | 28 | 1 |
| NY Islanders | 2 | 0 | 0 | 2 | 6 | 6 | 2 |
| NY Rangers | 2 | 1 | 1 | 0 | 7 | 4 | 2 |
| Philadelphia | 2 | 0 | 2 | 0 | 2 | 5 | 0 |
| St. Louis | 2 | 1 | 1 | 0 | 7 | 10 | 2 |
| Toronto | 2 | 0 | 2 | 0 | 2 | 12 | 0 |
| Vancouver | 2 | 2 | 0 | 0 | 15 | 6 | 4 |
| Washington | 4 | 2 | 2 | 0 | 18 | 17 | 4 |
| TOTAL | 40 | 13 | 19 | 8 | 129 | 159 | 34 |
| vs Norris Division | 16 | 5 | 9 | 2 | 50 | 76 | 12 |
| vs Adams Division | 8 | 3 | 4 | 1 | 24 | 35 | 7 |
| vs Smythe Division | 8 | 4 | 2 | 2 | 37 | 28 | 10 |
| vs Patrick Division | 8 | 1 | 4 | 3 | 18 | 20 | 5 |

HOME OVERALL 1967-79

| PITTSBURGH VS | GP | W | L | T | GF | GA | PTS |
|---------------|------------|------------|------------|-----------|-------------|-------------|------------|
| Atlanta | 16 | 7 | 4 | 5 | 59 | 53 | 19 |
| Boston | 31 | 8 | 14 | 9 | 95 | 113 | 25 |
| Buffalo | 23 | 8 | 5 | 10 | 89 | 78 | 26 |
| Chicago | 29 | 15 | 13 | 1 | 100 | 90 | 31 |
| Cleveland | 35 | 22 | 6 | 7 | 148 | 93 | 51 |
| Colorado | 10 | 7 | 2 | 1 | 45 | 29 | 15 |
| Detroit | 35 | 24 | 9 | 2 | 149 | 91 | 50 |
| Los Angeles | 41 | 23 | 13 | 5 | 139 | 108 | 51 |
| Minnesota | 34 | 22 | 7 | 5 | 132 | 76 | 49 |
| Montreal | 35 | 8 | 21 | 6 | 95 | 134 | 22 |
| NY Islanders | 15 | 7 | 3 | 5 | 53 | 38 | 19 |
| NY Rangers | 29 | 8 | 17 | 4 | 83 | 99 | 20 |
| Philadelphia | 34 | 16 | 9 | 9 | 102 | 91 | 41 |
| St. Louis | 34 | 15 | 11 | 8 | 106 | 87 | 38 |
| Toronto | 31 | 15 | 12 | 4 | 109 | 101 | 34 |
| Vancouver | 21 | 15 | 4 | 2 | 97 | 65 | 32 |
| Washington | 16 | 8 | 6 | 2 | 72 | 49 | 18 |
| TOTAL | 469 | 228 | 156 | 85 | 1673 | 1395 | 541 |

AWAY OVERALL 1967-79

| PITTSBURGH VS | GP | W | L | T | GF | GA | PTS |
|---------------|------------|------------|------------|-----------|-------------|-------------|------------|
| Atlanta | 15 | 4 | 9 | 2 | 35 | 51 | 10 |
| Boston | 31 | 2 | 27 | 2 | 74 | 154 | 6 |
| Buffalo | 23 | 3 | 11 | 9 | 57 | 88 | 15 |
| Chicago | 30 | 3 | 21 | 6 | 69 | 124 | 12 |
| Cleveland | 34 | 13 | 10 | 11 | 108 | 101 | 37 |
| Colorado | 10 | 4 | 3 | 3 | 38 | 32 | 11 |
| Detroit | 35 | 7 | 22 | 6 | 87 | 129 | 20 |
| Los Angeles | 40 | 12 | 24 | 4 | 93 | 130 | 28 |
| Minnesota | 34 | 12 | 19 | 3 | 107 | 127 | 27 |
| Montreal | 35 | 1 | 31 | 3 | 81 | 187 | 5 |
| NY Islanders | 15 | 5 | 7 | 3 | 44 | 46 | 13 |
| NY Rangers | 29 | 9 | 16 | 4 | 82 | 115 | 22 |
| Philadelphia | 35 | 5 | 26 | 4 | 63 | 137 | 14 |
| St. Louis | 35 | 11 | 21 | 3 | 93 | 125 | 25 |
| Toronto | 31 | 10 | 14 | 7 | 96 | 116 | 27 |
| Vancouver | 21 | 11 | 8 | 2 | 83 | 72 | 24 |
| Washington | 16 | 7 | 7 | 2 | 63 | 57 | 16 |
| TOTAL | 469 | 119 | 276 | 74 | 1273 | 1791 | 312 |

PITTSBURGH PENGUIN RECORDS TEAM

MOST POINTS, ONE SEASON: 89 (1974-75) (37 wins & 15 ties)
 MOST HOME POINTS, ONE SEASON: 60 (1974-75) (25 wins & 10 ties)
 MOST AWAY POINTS, ONE SEASON: 34 (1978-79) (13 wins & 8 ties)
 FEWEST POINTS, ONE SEASON: 51 (1968-69) (20 wins & 11 ties)
 FEWEST HOME POINTS, ONE SEASON: 30 (1968-69) (12 wins & 6 ties)
 FEWEST AWAY POINTS, ONE SEASON: 17 (1970-71) (3 wins & 11 ties)
 MOST WINS, ONE SEASON: 37 (1974-75)
 MOST HOME WINS, ONE SEASON: 25 (1974-75)
 MOST AWAY WINS, ONE SEASON: 13 (1973-74) & (1978-79)
 FEWEST WINS, ONE SEASON: 20 (1968-69)
 FEWEST HOME WINS, ONE SEASON: 12 (1968-69)
 FEWEST AWAY WINS, ONE SEASON: 3 (1970-71)
 MOST LOSSES, ONE SEASON: 45 (1968-69)
 MOST HOME LOSSES, ONE SEASON: 20 (1968-69)
 MOST AWAY LOSSES, ONE SEASON: 26 (1972-73)
 FEWEST LOSSES, ONE SEASON: 28 (1974-75)
 FEWEST HOME LOSSES, ONE SEASON: 5 (1974-75)
 FEWEST AWAY LOSSES, ONE SEASON: 19 (1978-79)
 MOST TIES, ONE SEASON: 20 (1970-71)
 MOST HOME TIES, ONE SEASON: 10 (1967-68) & (1974-75)
 MOST AWAY TIES, ONE SEASON: 11 (1970-71)
 FEWEST TIES, ONE SEASON: 9 (1972-73) & (1973-74)
 FEWEST HOME TIES, ONE SEASON: 4 (1972-73)
 FEWEST AWAY TIES, ONE SEASON: 3 (1967-68) & (1973-74)
 LONGEST WINNING STREAK: 4 (Eight Times)
 LONGEST HOME WINNING STREAK: 9 (February 26 to April 5, 1975)
 LONGEST AWAY WINNING STREAK: 3 (Four Times)
 LONGEST UNBEATEN STREAK: 11 (Feb. 7 to Feb. 23, 1976) (7-0-4)
 LONGEST HOME UNBEATEN STREAK: 20 (Nov. 30, 1974 to Feb. 22, 1975) (12-0-8)
 LONGEST AWAY UNBEATEN STREAK: 7 (Mar. 13 to Mar. 27, 1979) (5-0-2)
 LONGEST LOSING STREAK: 7 (Nov. 6 to Nov. 20, 1968) (Jan. 16 to Jan. 29, 1969)
 LONGEST HOME LOSING STREAK: 4 (Five Times)
 LONGEST AWAY LOSING STREAK: 9 (Jan. 7 to Feb. 18, 1973)
 LONGEST WINLESS STREAK: 10 (Mar. 5 to Mar. 22, 1970) (0-7-3)
 LONGEST HOME WINLESS STREAK: 6 (Nov. 23 to Dec. 21, 1968) (0-4-2)
 LONGEST AWAY WINLESS STREAK: 18 (Oct. 25, 1970 to Jan. 14, 1971) (0-11-7)
 MOST CONSECUTIVE GAMES SCORING: 49 (Jan. 13, 1976 to Oct. 27, 1976)
 MOST CONSECUTIVE GAMES, OPPONENTS SCORING: 126 (Nov. 24, 1974 to Mar. 2, 1976)
 MOST CONSECUTIVE TIE GAMES: 3 (Three Times)

GOALS

MOST GOALS FOR, ONE SEASON: 339 (1975-76)
 MOST HOME GOALS FOR, ONE SEASON: 196 (1975-76)
 MOST AWAY GOALS FOR, ONE SEASON: 143 (1975-76)

FEWEST GOALS FOR, ONE SEASON: 182 (1969-70)
 MOST GOALS AGAINST, ONE SEASON: 321 (1977-78)
 MOST HOME GOALS AGAINST, ONE SEASON: 147 (1977-78)
 MOST AWAY GOALS AGAINST, ONE SEASON: 176 (1974-75)
 FEWEST GOALS AGAINST, ONE SEASON: 216 (1967-68)
 FEWEST HOME GOALS AGAINST, ONE SEASON: 92 (1970-71)
 FEWEST AWAY GOALS AGAINST, ONE SEASON: 115 (1967-68)
 LARGEST WIN: 12 - 1 vs Washington (March 15, 1975)
 LARGEST LOSS: 12 - 0 at Montreal (February 22, 1979)
 LARGEST TIE: 6 - 6 vs California (March 2, 1968)
 at Buffalo (February 18, 1971)
 at Washington (November 12, 1975)
 at Toronto (February 19, 1977)
 vs St. Louis (October 25, 1978)
 SCORELESS TIES: vs California (December 27, 1967)
 vs California (December 27, 1967)
 at New York Rangers (March 8, 1970)
 vs Philadelphia (October 17, 1970)
 vs Minnesota (March 13, 1971)
 vs Los Angeles (November 23, 1974)
 at Cleveland (February 3, 1977)
 MOST GOALS FOR, ONE HOME GAME: 12 vs Washington (Mar. 15, 1975)
 MOST GOALS FOR, ONE AWAY GAME: 9 at California (Dec. 17, 1975)
 9 at Vancouver (Mar. 13, 1979)
 MOST GOALS AGAINST, ONE HOME GAME: 9 vs Montreal (Oct. 23, 1976)
 MOST GOALS AGAINST, ONE AWAY GAME: 12 at Montreal (Feb. 22, 1979)
 MOST GOALS FOR, TWO GAMES: 18 (March 15 to 16, 1975)
 MOST GOALS FOR, THREE GAMES: 23 (February 17 to 21, 1976)
 MOST GOALS FOR, FOUR GAMES: 29 (February 15 to 21, 1976)
 MOST GOALS FOR, FIVE GAMES: 33 (November 13 to 20, 1974) (February 14 to 21, 1976)
 MOST GOALS AGAINST, TWO GAMES: 17 (October 7 to 9, 1976)
 MOST GOALS AGAINST, THREE GAMES: 22 (October 6 to 9, 1976)
 MOST GOALS AGAINST, FOUR GAMES: 26 (October 6 to 13, 1976)
 MOST GOALS AGAINST, FIVE GAMES: 30 (March 15 to 22, 1978)
 FEWEST GOALS FOR, TWO GAMES: 0 (Three Times)
 FEWEST GOALS FOR, THREE GAMES: 1 Oct. 31 to Nov. 4, 1973)
 FEWEST GOALS FOR, FOUR GAMES: 2 (Oct. 31 to Nov. 7, 1973)
 FEWEST GOALS FOR, FIVE GAMES: 5 (Four Times)
 FEWEST GOALS AGAINST, TWO GAMES: 1 (ten times)
 FEWEST GOALS AGAINST, THREE GAMES: 1 (Feb. 20 to 24, 1973)
 FEWEST GOALS AGAINST, FOUR GAMES: 3 (Feb. 20 to 25, 1973)
 FEWEST GOALS AGAINST, FIVE GAMES: 5 (Feb. 20 to 28, 1973)
 MOST GOALS, BOTH TEAMS, HOME GAME: 14 (Nov. 22, 1972 vs St. Louis) (Oct. 6, 1976 vs Vancouver) (Jan. 11, 1978 vs Montreal)
 MOST GOALS, BOTH TEAMS, AWAY GAME: 15 (Dec. 21, 1974 at Minnesota)
 MOST GOALS FOR, ONE HOME PERIOD: 7 (Nov. 22, 1972 vs St. Louis)
 MOST GOALS FOR, ONE AWAY PERIOD: 5 (Oct. 28, 1973 at NY Rangers)

MOST GOALS AGAINST, ONE HOME PERIOD: 5
(Mar. 2, 1968 vs California) (Jan. 19, 1972 vs Vancouver)
(Mar. 10, 1976 vs Buffalo)
MOST GOALS AGAINST, ONE AWAY PERIOD: 6 (Oct. 7, 1976 at Montreal)
(Nov. 23, 1978 at Montreal)
MOST GOALS, BOTH TEAMS, ONE PERIOD: 8 (Seven Times)

ASSISTS

MOST ASSISTS, ONE SEASON: 567 (1975-76)
MOST ASSISTS, ONE HOME GAME: 20 (Mar. 15, 1975 vs Washington)
MOST ASSISTS, ONE AWAY GAME: 14 (Mar. 16, 1974 at Vancouver)
MOST ASSISTS, OPPONENT, HOME GAME: 14 (Oct. 23, 1968 vs Chicago)
(Feb. 12, 1972 vs NY Rangers) (Oct. 21, 1975 vs Montreal)
(Feb. 4, 1978 vs Boston)
MOST ASSISTS, OPPONENT, AWAY GAME: 21 (Feb. 22, 1979 at Montreal)
MOST ASSISTS, BOTH TEAMS, HOME GAME: 26
(Oct. 6, 1976 vs Vancouver)
MOST ASSISTS, BOTH TEAMS, AWAY GAME: 24 (Jan. 2, 1974 at Minnesota)
MOST ASSISTS, ONE HOME PERIOD: 11 (Nov. 22, 1972 vs St. Louis)
MOST ASSISTS, ONE AWAY PERIOD: 9 (Oct. 28, 1973 at NY Rangers)
MOST ASSISTS, OPPONENT, HOME PERIOD: 10
(Jan. 19, 1972 vs Vancouver)
MOST ASSISTS, OPPONENT, AWAY PERIOD: 11 (Oct. 7, 1976 at Montreal)
MOST ASSISTS, BOTH TEAMS, HOME PERIOD: 15
(Oct. 6, 1976 vs Vancouver)
MOST ASSISTS, BOTH TEAMS, AWAY PERIOD: 14
(Dec. 11, 1976 at NY Islanders)

POINTS

MOST POINTS, ONE SEASON: 906 (1975-76) (339 goals & 567 assists)
MOST POINTS, ONE HOME GAME: 32 (Mar. 15, 1975 vs Washington)
MOST POINTS, ONE AWAY GAME: 22 (Mar. 16, 1974 at Vancouver)
(Mar. 13, 1979 at Vancouver)
MOST POINTS, OPPONENT, HOME GAME: 23
(Oct. 13, 1973 vs NY Rangers)
MOST POINTS, OPPONENT, AWAY GAME: 33 (Feb. 22, 1979 at Montreal)
MOST POINTS, BOTH TEAMS, HOME GAME: 40
(Oct. 6, 1976 vs Vancouver)
MOST POINTS, BOTH TEAMS, AWAY GAME: 37
(Mar. 7, 1973 at Minnesota) (Dec. 21, 1974 at Minnesota)
MOST POINTS, ONE HOME PERIOD: 18 (Nov. 22, 1972 vs St. Louis)
MOST POINTS, ONE AWAY PERIOD: 14 (Oct. 28, 1973 at NY Rangers)
MOST POINTS, OPPONENT, HOME PERIOD: 15
(Jan. 19, 1972 vs Vancouver)
MOST POINTS, OPPONENT, AWAY PERIOD: 17 (Oct. 7, 1976 at Montreal)
MOST POINTS, BOTH TEAMS, HOME PERIOD: 23
(Oct. 6, 1976 vs Vancouver)
MOST POINTS, BOTH TEAMS, AWAY PERIOD: 21
(Mar. 6, 1974 at Vancouver) (Dec. 11, 1976 at NY Islanders)

PENALTIES - SEASON

MOST PENALTIES, ONE SEASON: 444 (1977-78) (355-60-29)
FEWEST PENALTIES, ONE SEASON: 248 (1967-78) (237-6-5)

MOST MINORS, ONE SEASON: 392 (1974-75)
FEWEST MINORS, ONE SEASON: 237 (1967-68)
MOST MAJORS, ONE SEASON: 60 (1977-78)
FEWEST MAJORS, ONE SEASON: 6 (1967-68)
MOST MISCONDUCTS, ONE SEASON: 29 (1977-78)
FEWEST MISCONDUCTS, ONE SEASON: 1 (1968-69)

PENALTY MINUTES - SEASON

MOST PENALTY MINUTES, ONE SEASON: 1300 (1977-78) (355-60-29)
FEWEST PENALTY MINUTES, ONE SEASON: 554 (1967-68) (237-6-5)

PENALTIES - GAME

MOST PENALTIES, HOME GAME: 13 (Nov. 22, 1969 vs Philadelphia)
(Nov. 7, 1974 vs Los Angeles) (Nov. 19, 1977 vs NY Rangers)
MOST PENALTIES, AWAY GAME: 22 (Nov. 2, 1977 at Detroit) (11-8-3)
MOST PENALTIES, OPPONENT,
HOME GAME: 18 (Jan. 27, 1973 vs Philadelphia) (10-4-4)
MOST PENALTIES, OPPONENT,
AWAY GAME: 25 (Nov. 2, 1977 at Detroit) (14-8-3)
MOST PENALTIES, BOTH TEAMS,
HOME GAME: 28 (Nov. 1, 1969 vs Minnesota) (25-0-3)
MOST PENALTIES, BOTH TEAMS,
AWAY GAME: 47 (Nov. 2, 1977 at Detroit) (25-16-6)

PENALTY MINUTES - GAME

MOST PENALTY MINUTES, HOME GAME: 53
(Nov. 19, 1977 vs NY Rangers) (9-1-3)
MOST PENALTY MINUTES, AWAY GAME: 92
(Nov. 2, 1977 at Detroit) (11-8-3)
MOST PENALTY MINUTES, OPPONENT,
HOME GAME: 80 (Jan. 27, 1973 vs Philadelphia) (10-4-4)
MOST PENALTY MINUTES, OPPONENT,
AWAY GAME: 98 (Nov. 2, 1977 at Detroit) (14-8-3)
MOST PENALTY MINUTES, BOTH TEAMS,
HOME GAME: 113 (Jan. 27, 1973 vs Philadelphia) (14-9-4)
(Philadelphia 80, Pittsburgh 33)
MOST PENALTY MINUTES, BOTH TEAMS,
AWAY GAME: 190 (Nov. 2, 1977 at Detroit) (25-16-6)
(Detroit 98, Pittsburgh 92)

PENALTIES - PERIOD

MOST PENALTIES, HOME PERIOD: 9 (Apr. 4, 1971 vs St. Louis) (6-2-1)
MOST PENALTIES, AWAY PERIOD: 16 (Nov. 2, 1977 at Detroit) (7-6-3)
MOST PENALTIES, OPPONENT,
HOME PERIOD: 10 (Nov. 4, 1970 vs Vancouver) (7-2-1)
MOST PENALTIES, OPPONENT,
AWAY PERIOD: 15 (Nov. 2, 1977 at Detroit) (6-6-3)
MOST PENALTIES, BOTH TEAMS,
HOME PERIOD: 18 (Nov. 4, 1970 vs Vancouver) (12-4-2)
MOST PENALTIES, BOTH TEAMS,
AWAY PERIOD: 31 (Nov. 2, 1977 at Detroit) (13-12-6)

PENALTY MINUTES - PERIOD

MOST PENALTY MINUTES,
HOME PERIOD: 36 (Oct. 10, 1970 vs Buffalo) (3-2-2)
(Nov. 19, 1977 vs NY Rangers) (3-2-2)
MOST PENALTY MINUTES,
AWAY PERIOD: 74 (Nov. 2, 1977 at Detroit) (7-6-3)
MOST PENALTY MINUTES, OPPONENT,
HOME PERIOD: 46 (Jan. 11, 1975 vs California) (3-2-3)
MOST PENALTY MINUTES, OPPONENT,
AWAY PERIOD: 72 (Nov. 2, 1977 at Detroit) (6-6-3)
MOST PENALTY MINUTES, BOTH
TEAMS, HOME PERIOD: 70 (Apr. 4, 1971 vs St. Louis) (10-4-3)
(Jan. 11, 1975 vs California) (5-4-4)
MOST PENALTY MINUTES, BOTH
TEAMS, AWAY PERIOD: 146 (Nov. 2, 1977 at Detroit) (13-12-6)

INDIVIDUAL

MOST SEASONS: 10 - Jean Pronovost (1968-78)
MOST GAMES PLAYED: 753 - Jean Pronovost (1968-78)
MOST CONSECUTIVE GAMES PLAYED: 320 - Ron Schock

POINTS

MOST POINTS, ALL TIME: 603 - Jean Pronovost
MOST POINTS, ONE SEASON: 111 - Pierre Larouche (1975-76)
MOST HOME POINTS, ONE SEASON: 63 - Pierre Larouche (1975-76)
MOST AWAY POINTS, ONE SEASON: 51 - Syl Apps (1975-76)
- Jean Pronovost (1975-76)
MOST CONSECUTIVE GAMES,
SCORING POINTS: 16 - Jean Pronovost (Nov. 1-Dec. 3, 1975) (14 goals & 13 assists) - Pierre Larouche (Mar. 2-Apr. 4, 1976) (16 goals & 11 assists)
MOST POINTS, SEASON, CENTER: 111 - Pierre Larouche (1975-76)
MOST POINTS, SEASON, LEFT WING: 82 - Lowell MacDonald (1973-74)
MOST POINTS, SEASON, RIGHT WING: 104 - Jean Pronovost (1975-76)
MOST POINTS, SEASON, DEFENSEMAN: 71 - Ron Stackhouse (1975-76)
MOST POINTS, SEASON, GOALIE: 2 - Gary Inness (1974-75)
- Michel Plasse (1975-76) - Denis Herron (1978-79)
MOST POINTS, SEASON, ROOKIE: 68 - Pierre Larouche (1974-75)
MOST POINTS, ONE GAME: 6 - Syl Apps
(Dec. 13, 1972 vs NY Islanders) (3-3) - Ron Stackhouse
(Mar. 8, 1972 vs Philadelphia) (0-6)
MOST POINTS, ONE PERIOD: 4 - Syl Apps (Mar. 24, 1971 vs Detroit) (0-4)
- Ron Stackhouse (Mar. 8, 1975 vs Philadelphia) (0-4)
- Syl Apps (Mar. 19, 1976 at Washington) (1-3)
MOST POINTS, ONE MONTH: 27 - Syl Apps (March, 1974) (3-24)

GOALS

MOST GOALS, ALL TIME: 316 - Jean Pronovost
MOST GOALS, ONE SEASON: 53 - Pierre Larouche (1975-76)
52 - Jean Pronovost (1975-76)
MOST HOME GOALS, ONE SEASON: 28 - Jean Pronovost (1975-76)
MOST AWAY GOALS, ONE SEASON: 26 - Pierre Larouche (1975-76)
MOST CONSECUTIVE GAMES,

SCORING GOALS: 7 - Jean Pronovost (Mar. 2-14, 1972) (7)
- Jean Pronovost (Feb. 27 - Mar. 10, 1974) (9)
- Pierre Larouche (Mar. 24 - Apr. 4, 1976) (9)
- Jean Pronovost (Jan. 2-14, 1978) (9)

MOST GOALS, SEASON, CENTER: 53 - Pierre Larouche (1975-76)
MOST GOALS, SEASON, LEFT WING: 43 - Lowell MacDonald (1973-74)
MOST GOALS, SEASON, RIGHT WING: 52 - Jean Pronovost (1975-76)
MOST GOALS, SEASON, DEFENSEMAN: 15
- Darryl Edestrand (1972-73) - Ron Stackhouse (1974-75)
MOST GOALS, ONE GAME: 3 - Lowell MacDonald (4 times), Pierre Larouche (4), Jean Pronovost (3), Rick Kehoe (3), Al McDonough (3), Syl Apps (2), Bob Kelly (2), Ken Schinkel (2), Andy Bathgate, Glen Sather, Duane Rupp, Bob Leiter, Eddie Shack, Stan Gilbertson, Blair Chapman, Pete Mahovich, Wayne Bianchin, Ron Stackhouse, Orest Kindrachuk & Greg Malone.
(See Page 104 for Hat Trick information)
MOST GOALS, ONE PERIOD: 3 - Al McDonough (Nov. 18, 1972 vs Atlanta)
- Lowell MacDonald (Nov. 13, 1973 vs Minnesota)
- Rick Kehoe (Mar. 10, 1976 vs Buffalo)
MOST GOALS, ONE MONTH: 14 - Jean Pronovost (January, 1978)

ASSISTS

MOST ASSISTS, ALL TIME: 349 - Syl Apps
MOST ASSISTS, ONE SEASON: 67 - Syl Apps (1975-76)
MOST HOME ASSISTS, ONE SEASON: 46 - Ron Schock (1974-75)
MOST AWAY ASSISTS, ONE SEASON: 33 - Syl Apps (1975-76)
MOST CONSECUTIVE GAMES,
SCORING ASSISTS: 9 - Syl Apps (Mar. 2-20, 1974) (15)
- Syl Apps (Mar. 2-20, 1975) (15), - Tom Edur (Dec. 26, 1977
- Jan. 11, 1978) (12), - Greg Malone (Mar. 4-19, 1978) (10)
MOST ASSISTS, SEASON, CENTER: 67 - Syl Apps (1975-76)
MOST ASSISTS, SEASON, LEFT WING: 43 - Lowell MacDonald (1975-76)
MOST ASSISTS, SEASON, RIGHT WING: 52 - Jean Pronovost (1975-76)
MOST ASSISTS, SEASON, DEFENSEMAN: 60 - Ron Stackhouse (1975-76)
MOST ASSISTS, SEASON, GOALIE: 2 - Gary Inness (1974-75)
- Michel Plasse (1975-76) - Denis Herron (1978-79)
MOST ASSISTS, SEASON, ROOKIE: 37 - Pierre Larouche (1974-75)
MOST ASSISTS, ONE GAME: 6
- Ron Stackhouse (Mar. 8, 1975 vs Philadelphia)
MOST ASSISTS, ONE PERIOD: 4 - Syl Apps (Mar. 24, 1971 vs Detroit)
- Ron Stackhouse (Mar. 8, 1975 vs Philadelphia)
MOST ASSISTS, ONE MONTH: 24 - Syl Apps (March, 1974)

PENALTIES

MOST PENALTIES, ALL TIME: 302 - Bryan Watson (238-49-15)
MOST PENALTIES, ONE SEASON: 98 - Dave Schultz (1977-78) (64-18-16)
MOST HOME PENALTIES, ONE SEASON: 40 - Dave Schultz (1977-78)
(25-8-7)
MOST AWAY PENALTIES, ONE SEASON: 58 - Dave Schultz (1977-78)
(39-10-9)
MOST PENALTIES, ONE GAME: 9 - Dave Schultz (Apr. 6, 1978 at Detroit)
(5-2-2)

MOST PENALTIES, ONE PERIOD: 5 - *Steve Durbano (Oct. 25, 1975 vs Philadelphia) (2-1-2)* - *Steve Durbano (Nov. 15, 1975 vs Buffalo) (3-2-0)*
- *Dave Schultz (Apr. 6, 1978 at Detroit) (4-0-1)*

PENALTY MINUTES

MOST PENALTY MINUTES, ALL TIME: 871 - *Bryan Watson (238-49-15)*
MOST PENALTY MINUTES, ONE SEASON: 378 - *Dave Schultz (1977-78) (64-18-16)*
MOST HOME PENALTY MINUTES, ONE SEASON: 160 - *Dave Schultz (1977-78) (25-8-7)*
MOST AWAY PENALTY MINUTES, ONE SEASON: 218 - *Dave Schultz (1977-78) (39-10-9)*
MOST PENALTY MINUTES, SEASON, CENTER: 133 - *Bryan Hextall (1970-71)*
MOST PENALTY MINUTES, SEASON, LEFT WING: 378 - *Dave Schultz (1977-78)*
MOST PENALTY MINUTES, SEASON, RIGHT WING: 108 - *Nick Harbaruk (1970-71)*
MOST PENALTY MINUTES, SEASON, DEFENSEMAN: 212 - *Bryan Watson (1971-72)*
MOST PENALTY MINUTES, SEASON, GOALIE: 60 - *Andy Brown (1973-74)*
MOST PENALTY MINUTES, ONE GAME: 40 - *Dave Schultz (Apr. 6, 1978 at Detroit) (5-2-2)*
MOST PENALTY MINUTES, ONE PERIOD: 29 - *Steve Durbano (Oct. 25, 1975 vs Philadelphia) (2-1-2)*

MINORS-MAJORS-MISCONDUCTS

MOST MINORS, ONE SEASON: 64 - *Dave Schultz (1977-78)*
MOST MINORS, ONE GAME: 5 - *Bryan Watson (February 21, 1970 at California)* - *Dave Schultz (Apr. 6, 1978 at Detroit)*
MOST MINORS, ONE PERIOD: 4 - *Dave Schultz (Apr. 6, 1978 at Detroit)*
MOST MAJORS, ONE SEASON: 18 - *Dave Schultz (1977-78)*
MOST MAJORS, ONE GAME: 2 - *several players*
MOST MAJORS, ONE PERIOD: 2 - *several players*
MOST MISCONDUCTS, ONE SEASON: 16 - *Dave Schultz (1977-78)*
MOST MISCONDUCTS, PERIOD/GAME: _ — *several players*

SHUTOUTS

MOST SHUTOUTS WON, ONE SEASON: 6 (1967-68) & (1976-77)
MOST HOME SHUTOUTS WON, ONE SEASON: 3 (1967-68) & (1976-77)
MOST AWAY SHUTOUTS WON, ONE SEASON: 3 (1967-68), (1972-73) & (1976-77)
FEWEST SHUTOUTS WON, ONE SEASON: 0 (1977-78)
FEWEST HOME SHUTOUTS WON, ONE SEASON: 0 (1971-72) & (1977-78)
FEWEST AWAY SHUTOUTS WON, ONE SEASON: 0 (1968-69), (1970-71), (1973-74), (1975-76) & (1977-78)
MOST SHUTOUTS LOST, ONE SEASON: 13 (1969-70)
MOST HOME SHUTOUTS LOST, ONE SEASON: 4 (1969-70), (1970-71) (1973-74)
MOST AWAY SHUTOUTS LOST, ONE SEASON: 9 (1969-70)
FEWEST SHUTOUTS LOST, ONE SEASON: 2 (1975-75) & (1977-78)
LARGEST HOME SHUTOUT WIN: 8 - 0 (Mar. 24, 1974 vs Detroit)

LARGEST AWAY SHUTOUT WIN: 6 - 0 (Nov. 17, 1974 at Washington)
LARGEST HOME SHUTOUT LOSS: 6 - 0 (Oct. 27, 1973 vs Philadelphia)
LARGEST AWAY SHUTOUT LOSS: 12 - 0 (Feb. 22, 1979 at Montreal)

GOALIES

MOST GAMES, ALL TIME: 196 - *Les Binkley*
MOST GAMES, ONE SEASON: 60 - *Denis Herron (1977-78)*
MOST MINUTES, ALL TIME: 11,046 - *Les Binkley (5,590 & 5,456)*
MOST MINUTES, ONE SEASON: 3,534 - *Denis Herron (1977-78)*
MOST GOALS AGAINST, ALL TIME: 574 - *Les Binkley*
MOST GOALS AGAINST, ONE SEASON: 210 - *Denis Herron (1977-78)*
LOWEST AVERAGE, ALL TIME: 2.86 - *Hank Bassen*
LOWEST AVERAGE, ONE SEASON: 2.86 - *Hank Bassen (1967-68)*
MOST SHUTOUTS, ALL TIME: 11 - *Les Binkley*
MOST SHUTOUTS, ONE SEASON: 6 - *Les Binkley (1967-68)*
MOST HOME SHUTOUTS, ONE SEASON: 3 - *Les Binkley (1967-68)*
MOST AWAY SHUTOUTS, ONE SEASON: 3 - *Les Binkley (1967-68)*
- *Dunc Wilson (1976-77)*
MOST SAVES, ALL TIME: 5,031 - *Les Binkley*
MOST SAVES, ONE SEASON: 1,920 - *Denis Herron (1977-78)*
MOST SAVES PER GAME AVG, ONE SEASON: 32.6 - *Denis Herron (1977-78)*
MOST WINS, ALL TIME: 65 - *Denis Herron*
MOST WINS, ONE SEASON: 24 - *Gary Inness (1974-75)-Michel Plasse (1975-76)*
MOST HOME WINS, ONE SEASON: 16 - *Jim Rutherford (1972-73)*
- *Gary Inness (1974-75) - Michel Plasse (1975-76)*
MOST AWAY WINS, ONE SEASON: 10 - *Les Binkley (1967-68)*
MOST LOSSES, ALL TIME: 94 - *Les Binkley (43 & 51)*
MOST LOSSES, ONE SEASON: 31 - *Les Binkley (1968-69)*
MOST HOME LOSSES, ONE SEASON: 17 - *Les Binkley (1968-69)*
MOST AWAY LOSSES, ONE SEASON: 17 - *Les Binkley (1967-68)*
MOST TEAM POINTS, ONE SEASON: 58 - *Gary Inness (1974-75)*
- *Michel Plasse (1975-76)*
MOST WINS IN A ROW: 6 - *Al Smith (February 15 to March 4, 1970)*
MOST HOME WINS IN A ROW: 13 - *Jim Rutherford (February 16 to November 22, 1972)*
MOST AWAY WINS IN A ROW: 4 - *Les Binkley (Feb. 25 to Mar. 30, 1968)*
MOST LOSSES IN A ROW: 7 - *Andy Brown (Nov. 24, 1973 to Jan. 16, 1974)*
MOST HOME LOSSES IN A ROW: 4 - *Les Binkley (Nov. 6 to 16, 1968)*
Les Binkley (Dec. 4 to 21, 1968)
MOST AWAY LOSSES IN A ROW: 10 - *Joe Daley (Nov. 13, 1968 to Mar. 20, 1969)*
LONGEST UNBEATEN STREAK: 11 - *Michel Plasse (January 25 to March 6, 1976) (6-0-5)*
LONGEST HOME UNBEATEN STREAK:
18 - *Michel Plasse (January 11 to Decmber 31, 1975) (14-0-4)*
LONGEST AWAY UNBEATEN STREAK:
7 - *Denis Herron (March 3 to March 27, 1979) (5-0-2)*
LONGEST WINLESS STREAK: 15 - *Al Smith (Jan. 28 to Apr. 1, 1971) (0-10-5)*
LONGEST HOME WINLESS STREAK:
9 - *Les Binkley (November 6 to December 21, 1968) (0-8-1)*
LONGEST AWAY WINLESS STREAK:
26 - *Al Smith (March 5, 1970 to April 1, 1971) (0-18-8)*

SHOTS & SAVES — PERIOD

MOST SHOTS FOR, HOME PERIOD: 27 vs Washington (Low) March 15, 1975
MOST SHOTS FOR, AWAY PERIOD: 22 at Minnesota (Worsley) March 23, 1974
22 at Minnesota (Lopresti) November 16, 1977
MOST SHOTS AGAINST HOME PERIOD: 23 vs Detroit (Binkley)
December 4, 1968 - 23 vs Montreal (Wilson-Laxton) October 23, 1976
MOST SHOTS AGAINST, AWAY PERIOD: 28 at NY Islanders (Herron)
December 5, 1978
FEWEST SHOTS FOR, HOME PERIOD: 2 vs St. Louis (Plante)
November 19, 1969 - 2 vs Buffalo (Desjardins) January 15, 1977
FEWEST SHOTS FOR, AWAY PERIOD: 1 at Boston (Cheevers)
December 15, 1968 - 1 at NY Rangers (Giacomin) March 8, 1970 - 1 at Chicago
(Esposito) February 10, 1974
FEWEST SHOTS AGAINST HOME PERIOD: 2 vs Philadelphia (Smith)
February 17, 1970 - 2 vs NY Rangers (Smith) January 2, 1971 - 2 vs California
(Rutherford) October 20, 1973 - 2 vs California (Brown) February 16, 1974 - 2 vs
Washington (Inness) January 24, 1976 - 2 vs Minnesota (Plasse) March 6, 1976
FEWEST SHOTS AGAINST, AWAY PERIOD: 1 at Washington (Herron)
January 6, 1977
MOST SAVES FOR, HOME PERIOD: 21 vs NY Rangers (Binkley)
November 16, 1968, 21 vs NY Rangers (Binkley) March 18, 1970
MOST SAVES FOR, AWAY PERIOD: 25 at NY Islanders (Herron)
December 5, 1978
MOST SAVES AGAINST, HOME PERIOD: 23 vs California (Simmons)
January 22, 1975 - 23 vs Washington (Low) March 15, 1975
MOST SAVES AGAINST, AWAY PERIOD: 22 at Minnesota (Worsley)
March 23, 1974
FEWEST SAVES FOR, HOME PERIOD: 1 vs California (Rutherford)
March 3, 1973 - 1 vs California (Brown) February 16, 1974
FEWEST SAVES FOR, AWAY PERIOD: 1 at St. Louis (Binkley) March 19, 1970 -
1 at Los Angeles (Hoganson-Smith) March 20, 1971 - 1 at Washington (Herron)
January 6, 1977
FEWEST SAVES AGAINST, HOME PERIOD: 1 vs Toronto (Palmateer)
December 26, 1976 - 1 vs Buffalo (Desjardins) January 15, 1977
FEWEST SAVES AGAINST, AWAY PERIOD: 0 at Boston (Cheevers)
December 15, 1968

SHOTS & SAVES - GAME

MOST SHOTS FOR, HOME GAME: 65 vs Washington (Low-Belhumeur)
March 15, 1975
MOST SHOTS FOR, AWAY GAME: 49 at Toronto (Hamel) November 20, 1974
49 at Chicago (Esposito) February 25, 1979
MOST SHOTS AGAINST, HOME GAME: 55 vs Montreal (Wilson-Laxton)
October 23, 1976
MOST SHOTS AGAINST, AWAY GAME: 59 at Atlanta (Wilson-Herron)
March 15, 1977

FEWEST SHOTS FOR, HOME GAME: 18 vs St. Louis (Plante) November 19, 1969
FEWEST SHOTS FOR, AWAY GAME: 11 at Boston (Gilbert) March 27, 1977
FEWEST SHOTS AGAINST, HOME GAME: 13 vs Los Angeles (Smith)
October 22, 1969
FEWEST SHOTS AGAINST, AWAY GAME: 15 at California (Binkley)
October 17, 1971
MOST SAVES FOR, HOME GAME: 47 vs Buffalo (Johnson) November 30, 1974
MOST SAVES FOR, AWAY GAME: 51 at Philadelphia (Inness)
November 9, 1975 - 52 at Atlanta (Wilson-Herron) March 15, 1977
MOST SAVES AGAINST, HOME GAME: 53 vs Montreal (Thomas)
March 10, 1974
MOST SAVES AGAINST AWAY GAME: 47 at Chicago (Esposito)
February 25, 1979
FEWEST SAVES FOR, HOME GAME: 11 vs Los Angeles (Smith)
October 22, 1969
FEWEST SAVES FOR, AWAY GAME: 13 at St. Louis (Newton) April, 3, 1971
13 at Montreal (Inness-Brown) February 28, 1974
FEWEST SAVES AGAINST, HOME GAME: 14 vs Buffalo (Desjardins-Smith)
January 1, 1977
FEWEST SAVES AGAINST, AWAY GAME: 11 at Boston (Gilbert) March 27, 1977
11 at Montreal (Larocque) December 29, 1977

FASTEST GOALS

FASTEST TWO GOALS, ONE PLAYER: 7 seconds by Wally Boyer, Mar. 5, 1970
at Detroit vs Roy Edwards
FASTEST TWO GOALS, OPPONENT, ONE PLAYER: 15 seconds by Bill
Goldsworthy, Minnesota Mar. 23, 1974 vs Gary Inness at Minnesota
FASTEST TWO GOALS, BOTH TEAMS: (NHL RECORD) 4 seconds by Wayne
Bianchin (Pittsburgh) & Guy Chouinard (Atlanta) Mar. 15, 1977 at Atlanta
FASTEST TWO PITTSBURGH GOALS: 9 seconds by Al McDonough & Ken
Schinkel, Nov. 22, 1972 vs St. Louis
FASTEST TWO OPPONENT GOALS: 6 seconds by Guy Lafleur & Steve Shutt
(Montreal), Apr. 2, 1975 at Montreal
FASTEST TWO PITTSBURGH ASSISTS: 7 seconds by Ron Schock, Mar. 5, 1970
at Detroit on goals by Wally Boyer
FASTEST TWO OPPONENT ASSISTS: 6 seconds by Pete Mahovich (Montreal)
Apr. 2, 1975 at Montreal
FASTEST THREE PITTSBURGH GOALS, ONE PLAYER: 4:17 by Lowell
MacDonald, Nov. 13, 1973 vs Cesare Maniago vs Minnesota
FASTEST THREE OPPONENT GOALS, ONE PLAYER: 3:26 by Stan Gilbertson
(Washington) Apr. 6, 1975 vs Bob Johnson at Washington
FASTEST THREE GOALS, BOTH TEAMS: 39 seconds by Blair Chapman

(Pittsburgh), Denis Potvin (NY Islanders, & Mike Bossy (NY Islanders), Dec. 5, 1978 at NY Islanders

FASTEST THREE PITTSBURGH GOALS: 27 seconds by Al McDonough, Ken Schinkel & Ron Schock, Nov. 22, 1972 vs St. Louis

FASTEST THREE OPPONENT GOALS: 51 seconds by Guy Lafleur (2) & Pete Mahovlich (Montreal), Jan. 26, 1975 at Montreal

FASTEST FOUR PITTSBURGH GOALS, ONE PLAYER: Never accomplished by one player

FASTEST FOUR OPPONENT GOALS, ONE PLAYER: 34:40 by Stan Gilbertson (Washington) Apr. 6, 1975 vs Bob Johnson at Washington

FASTEST FOUR GOALS, BOTH TEAMS: 1:17 by Pierre Larouche (Pittsburgh), Guy Lafleur (Montreal), Lafleur & Pete Mahovlich (Montreal) on Jan. 26, 1975 at Montreal

FASTEST FOUR PITTSBURGH GOALS: 1:49 by Bryan Hextall, Jean Pronovost, Al McDonough & Ken Schinkel on Nov. 22, 1972 vs St. Louis and 1:49 by Jean Pronovost, Al McDonough, Ken Schinkel & Ron Schock on Nov. 22, 1972 vs St. Louis

FASTEST FOUR OPPONENT GOALS: 2:05 by Jocelyn Guevremont, Dennis Ververgaert, Gerry O'Flaherty & Don Tannahill of Vancouver on Mar. 16, 1974 at Vancouver

FASTEST FIVE GOALS, BOTH TEAMS: 4:25 by Rick Kehoe (Pittsburgh), Ron Schock (Pittsburgh), Murray Oliver (Minnesota), Syl Apps (Pittsburgh) & Barry Gibbs (Minnesota) on Dec. 21, 1974 at Minnesota

FASTEST FIVE PITTSBURGH GOALS: 2:07 by Bryan Hextall, Jean Pronovost, Al McDonough, Ken Schinkel & Ron Schock on Nov. 22, 1972 vs St. Louis

FASTEST FIVE OPPONENT GOALS: 6:18 by Pierre Mondou, Rod Langway, Mario Tremblay, Jacques Lemaire (2) by Montreal on Nov. 23, 1978 at Montreal

FASTEST PITTSBURGH GOAL, START OF GAME: 6 seconds by Jean Pronovost, Mar. 25, 1976 at St. Louis (Ties NHL Record)

FASTEST OPPONENT GOALS: START OF GAME: 9 seconds by Ross Lonsberry (Philadelphia) Oct. 20, 1977 at Philadelphia

FASTEST PITTSBURGH GOAL, START OF SECOND PERIOD: 7 seconds by Lowell MacDonald, Feb. 10, 1973 at Boston

FASTEST OPPONENT GOAL, START OF SECOND PERIOD: 7 seconds by Joey Johnston (California) Oct. 20, 1973 at Pittsburgh
7 seconds by Stan Gilbertson (Washington) Nov. 12, 1975 at Washington

FASTEST PITTSBURGH GOAL, START OF THIRD PERIOD: 12 seconds by Greg Polis, Apr. 1, 1972 at Philadelphia

FASTEST OPPONENT GOAL, START OF THIRD PERIOD: 16 seconds by Gerry Ehman (California) Mar. 17, 1971 at California
16 seconds by Doug Jarrett (Chicago) Feb. 24, 1974 at Chicago

EARLIEST WINNING GOAL: 35 seconds by Ken Schinkel, Oct. 17, 1972 at NY Islanders (5-0)

EARLIEST WINNING GOAL, OPPONENT: 9 seconds by Ross Lonsberry (Philadelphia) Oct. 20, 1977 at Philadelphia (11-0)

SCORING SUMMARIES

PITTSBURGH VS ATLANTA

| 1978-79 | GP | W | L | T | PTS | GF | GA | PPG | SHG | PEN | PIM |
|------------|----|---|---|---|-----|----|----|-----|-----|-----|-----|
| PITTSBURGH | 4 | 0 | 3 | 1 | 1 | 7 | 16 | 2 | 0 | 11 | 28 |
| ATLANTA | 4 | 3 | 0 | 1 | 7 | 16 | 7 | 0 | 1 | 19 | 44 |

AT PITTSBURGH (0-2-0)

AT ATLANTA (0-1-1)

Oct. 28 ATL. 4 (Bouchard) at PGH. 2 (Herron)
 Nov. 3 PGH. 0 (Herron) at ATL. 2 (Bouchard)
 Jan. 5 PGH. 3 (Herron) at ATL. 3 (Bouchard)
 Apr. 1 ATL. 7 (Lemelin) at PGH. 2 (Herron/Millen)

(Atlanta Leads All-Time Series 13-11-7)

GOALS BY PERIODS

SHOTS BY PERIODS

| | 1st | 2nd | 3rd | Total | 1st | 2nd | 3rd | Total |
|------------|-----|-----|-----|-------|-----|-----|-----|-------|
| PITTSBURGH | 3 | 2 | 2 | 7 | 44 | 40 | 42 | 126 |
| ATLANTA | 5 | 3 | 8 | 16 | 35 | 36 | 30 | 101 |

PITTSBURGH

ATLANTA

| PLAYER | GP | G | A | PTS | PIM | PLAYER | GP | G | A | PTS | PIM |
|------------|----|---|---|-----|-----|------------|----|---|---|-----|-----|
| Schutt | 4 | 3 | 0 | 3 | 0 | Vail | 4 | 3 | 2 | 5 | 0 |
| Tallon | 3 | 1 | 2 | 3 | 0 | Chouinard | 4 | 2 | 2 | 4 | 0 |
| Mahovlich | 3 | 0 | 3 | 3 | 2 | MacMillan | 4 | 1 | 3 | 4 | 2 |
| Kehoe | 2 | 2 | 0 | 2 | 0 | Rota | 1 | 3 | 0 | 3 | 0 |
| Bladon | 4 | 0 | 2 | 2 | 2 | Shand | 4 | 2 | 1 | 3 | 0 |
| Lee | 4 | 1 | 0 | 1 | 0 | Laurence | 2 | 1 | 1 | 2 | 0 |
| Chapman | 3 | 0 | 1 | 1 | 0 | Lalonde | 4 | 1 | 1 | 2 | 8 |
| Carlyle | 4 | 0 | 1 | 1 | 6 | Pronovost | 4 | 1 | 1 | 2 | 2 |
| Kindrachuk | 4 | 0 | 1 | 1 | 0 | Russell | 1 | 0 | 2 | 2 | 0 |
| McAdam | 1 | 0 | 0 | 0 | 0 | Kea | 2 | 0 | 2 | 2 | 2 |
| Meeker | 1 | 0 | 0 | 0 | 0 | Carr | 3 | 0 | 2 | 2 | 2 |
| Millen | 1 | 0 | 0 | 0 | 0 | Houston | 4 | 0 | 2 | 2 | 7 |
| Campbell | 2 | 0 | 0 | 0 | 0 | Boldirev | 1 | 1 | 0 | 1 | 0 |
| Cossette | 2 | 0 | 0 | 0 | 0 | Lysiak | 2 | 1 | 0 | 1 | 0 |
| Paradise | 2 | 0 | 0 | 0 | 0 | Gould | 3 | 0 | 1 | 1 | 0 |
| Schultz | 2 | 0 | 0 | 0 | 0 | Clement | 4 | 0 | 1 | 1 | 0 |
| Anderson | 3 | 0 | 0 | 0 | 0 | Plett | 4 | 0 | 1 | 1 | 8 |
| Bianchin | 3 | 0 | 0 | 0 | 5 | Lemelin | 1 | 0 | 0 | 0 | 0 |
| Ferguson | 4 | 0 | 0 | 0 | 0 | Murdoch | 1 | 0 | 0 | 0 | 2 |
| Herron | 4 | 0 | 0 | 0 | 0 | Mulhern | 2 | 0 | 0 | 0 | 4 |
| Lonsberry | 4 | 0 | 0 | 0 | 0 | Phillipoff | 2 | 0 | 0 | 0 | 2 |
| Malone | 4 | 0 | 0 | 0 | 4 | Seiling | 2 | 0 | 0 | 0 | 0 |
| Sheppard | 4 | 0 | 0 | 0 | 0 | Bouchard | 3 | 0 | 0 | 0 | 0 |
| Stackhouse | 4 | 0 | 0 | 0 | 9 | Fox | 3 | 0 | 0 | 0 | 5 |
| | | | | | | Ribble | 3 | 0 | 0 | 0 | 0 |
| | | | | | | Marsh | 4 | 0 | 0 | 0 | 0 |

| | | | | | | | | | | | |
|--------------|----------|----------|-----------|-----------|--------------|--------------|----------|-----------|-----------|-----------|--------------|
| TOTAL | 4 | 7 | 10 | 17 | 11-28 | TOTAL | 4 | 16 | 22 | 38 | 19-44 |
|--------------|----------|----------|-----------|-----------|--------------|--------------|----------|-----------|-----------|-----------|--------------|

| GOALIES | GP | MP | GA | SO | AVG | GOALIES | GP | MP | GA | SO | AVG |
|----------------|----------|------------|-----------|----------|-------------|------------------|----------|------------|----------|----------|-------------|
| Herron (0-3-1) | 4 | 200 | 11 | 0 | 3.30 | Bouchard (2-0-1) | 3 | 180 | 5 | 1 | 1.67 |
| Millen (0-0-0) | 1 | 40 | 3 | 0 | 4.50 | Lemelin (1-0-0) | 1 | 60 | 2 | 0 | 2.00 |
| TOTAL | 4 | 240 | 16 | 0 | 4.00 | TOTAL | 4 | 240 | 7 | 1 | 1.75 |

SCORING SUMMARIES

PITTSBURGH VS BOSTON

| 1978-79 | GP | W | L | T | PTS | GF | GA | PPG | SHG | PEN | PIM |
|------------|----|---|---|---|-----|----|----|-----|-----|-----|-----|
| PITTSBURGH | 4 | 2 | 1 | 1 | 5 | 14 | 16 | 4 | 0 | 10 | 23 |
| BOSTON | 4 | 1 | 2 | 1 | 3 | 16 | 14 | 4 | 1 | 11 | 25 |

AT PITTSBURGH (1-0-1)

AT BOSTON (1-1-0)

| | | |
|---------|-------------------|----------------------|
| Oct. 12 | PGH. 2 (Herron) | at BOS. 8 (Gilbert) |
| Oct. 14 | BOS. 4 (Gilbert) | at PGH. 4 (Herron) |
| Jan. 13 | BOS. 3 (Cheevers) | at PGH. 5 (Herron) |
| Mar. 22 | PGH. 3 (Herron) | at BOS. 1 (Cheevers) |

(Boston leads All Time Series 41-10-11)

GOALS BY PERIODS

SHOTS BY PERIODS

| | 1st | 2nd | 3rd | Total | 1st | 2nd | 3rd | Total |
|------------|-----|-----|-----|-------|-----|-----|-----|-------|
| Pittsburgh | 6 | 3 | 5 | 14 | 41 | 39 | 33 | 113 |
| Boston | 5 | 3 | 8 | 16 | 38 | 35 | 41 | 114 |

PITTSBURGH

BOSTON

| PLAYER | GP | G | A | PTS | PIM | PLAYER | GP | G | A | PTS | PIM |
|------------|----|---|---|-----|-----|-----------|----|---|---|-----|-----|
| Mahovlich | 3 | 1 | 4 | 5 | 0 | McNab | 4 | 2 | 3 | 5 | 0 |
| Bladon | 4 | 0 | 5 | 5 | 0 | Park | 2 | 1 | 3 | 4 | 0 |
| Lee | 4 | 2 | 2 | 4 | 0 | Doak | 4 | 2 | 1 | 3 | 2 |
| Malone | 4 | 2 | 1 | 3 | 0 | Marcotte | 4 | 2 | 1 | 3 | 0 |
| Campbell | 4 | 0 | 3 | 3 | 2 | Smith | 3 | 1 | 2 | 3 | 4 |
| Kindrachuk | 4 | 2 | 0 | 2 | 4 | O'Reilly | 4 | 1 | 2 | 3 | 0 |
| Kehoe | 2 | 1 | 1 | 2 | 0 | Middleton | 4 | 0 | 3 | 3 | 0 |
| Sheppard | 2 | 1 | 1 | 2 | 0 | Miller | 4 | 0 | 3 | 3 | 0 |
| Ferguson | 4 | 1 | 1 | 2 | 0 | Jonathan | 3 | 2 | 0 | 2 | 2 |
| Lonsberry | 4 | 1 | 1 | 2 | 0 | Wensink | 4 | 2 | 0 | 2 | 6 |
| Stackhouse | 4 | 0 | 2 | 2 | 4 | Foster | 3 | 1 | 1 | 2 | 0 |
| McAdam | 1 | 1 | 0 | 1 | 0 | Milbury | 4 | 0 | 2 | 2 | 4 |
| Schutt | 2 | 1 | 0 | 1 | 0 | Redmond | 4 | 0 | 2 | 2 | 0 |
| Schultz | 3 | 1 | 0 | 1 | 0 | O'Brien | 2 | 1 | 0 | 1 | 0 |
| Carlyle | 3 | 0 | 1 | 1 | 2 | Ratelle | 4 | 1 | 0 | 1 | 0 |
| Anderson | 4 | 0 | 1 | 1 | 2 | Cashman | 2 | 0 | 1 | 1 | 0 |
| Bianchin | 2 | 0 | 0 | 0 | 0 | Sims | 1 | 0 | 0 | 0 | 0 |
| Cossette | 2 | 0 | 0 | 0 | 2 | Cheevers | 2 | 0 | 0 | 0 | 0 |
| Spencer | 2 | 0 | 0 | 0 | 0 | Gilbert | 2 | 0 | 0 | 0 | 0 |
| Chapman | 3 | 0 | 0 | 0 | 0 | Secord | 4 | 0 | 0 | 0 | 2 |
| Tallon | 3 | 0 | 0 | 0 | 5 | Schmautz | 4 | 0 | 0 | 0 | 5 |
| Herron | 4 | 0 | 0 | 0 | 2 | | | | | | |

TOTAL 4 14 23 37 10-23 **TOTAL** 4 16 24 40 11-25

GOALIES

GP MP GA SO AVG

GOALIES

GP MP GASO AVG

| | | | | | | | | | | | |
|----------------|---|-----|----|---|------|------------------|---|-----|---|---|------|
| Herron (2-1-1) | 4 | 240 | 16 | 0 | 4.00 | Gilbert (1-0-1) | 2 | 120 | 6 | 0 | 3.00 |
| | | | | | | Cheevers (0-2-0) | 2 | 120 | 8 | 0 | 4.00 |

TOTAL 4 240 16 0 4.00 **TOTAL** 4 240 14 0 3.50

SCORING SUMMARIES

PITTSBURGH VS BUFFALO

| 1978-79 | GP | W | L | T | PTS | GF | GA | PPG | SHG | PEN | PIM |
|------------|----|---|---|---|-----|----|----|-----|-----|-----|-----|
| PITTSBURGH | 4 | 2 | 0 | 2 | 6 | 19 | 15 | 2 | 0 | 22 | 66 |
| BUFFALO | 4 | 0 | 2 | 2 | 2 | 15 | 19 | 2 | 1 | 17 | 56 |

AT PITTSBURGH (1-0-1)

AT BUFFALO (1-0-1)

| | | |
|---------|-----------------|---------------------|
| Nov. 9 | PGH. 4 (Herron) | at BUF. 4 (Edwards) |
| Dec. 9 | BUF. 4 (Sauve) | at PGH. 4 (Herron) |
| Jan. 14 | PGH. 5 (Herron) | at BUF. 4 (Sauve) |
| Feb. 17 | BUF. 3 (Sauve) | at PGH. 6 (Millen) |

(Buffalo leads All-Time Series (16-11-19))

GOALS BY PERIODS

SHOTS BY PERIODS

| | 1st | 2nd | 3rd | Total | 1st | 2nd | 3rd | Total |
|------------|-----|-----|-----|-------|-----|-----|-----|-------|
| PITTSBURGH | 4 | 9 | 6 | 19 | 34 | 44 | 47 | 125 |
| BUFFALO | 4 | 5 | 6 | 15 | 46 | 48 | 48 | 142 |

PITTSBURGH

BUFFALO

| PLAYER | GP | G | A | PTS | PIM | PLAYER | GP | G | A | PTS | PIM |
|------------|----|---|---|-----|-----|------------|----|---|---|-----|-----|
| Ferguson | 4 | 3 | 3 | 6 | 2 | Ramsay | 4 | 3 | 1 | 4 | 2 |
| Malone | 4 | 2 | 4 | 6 | 4 | Luce | 4 | 1 | 3 | 4 | 2 |
| Kehoe | 3 | 5 | 0 | 5 | 0 | Schoenfeld | 2 | 0 | 4 | 4 | 0 |
| Carlyle | 3 | 2 | 3 | 5 | 2 | Richard | 4 | 0 | 4 | 4 | 0 |
| Mahovlich | 4 | 1 | 4 | 5 | 0 | Stewart | 4 | 1 | 2 | 3 | 6 |
| Stackhouse | 4 | 1 | 4 | 5 | 4 | Korab | 4 | 0 | 3 | 3 | 0 |
| Lonsberry | 4 | 1 | 3 | 4 | 10 | Perreault | 4 | 2 | 0 | 2 | 0 |
| Kindrachuk | 4 | 0 | 4 | 4 | 15 | Seiling | 4 | 2 | 0 | 2 | 2 |
| Tallon | 4 | 1 | 1 | 2 | 0 | Martin, R. | 3 | 1 | 1 | 2 | 0 |
| Sheppard | 3 | 0 | 2 | 2 | 2 | Robert | 3 | 1 | 1 | 2 | 14 |
| Cossette | 1 | 1 | 0 | 1 | 0 | Fogolin | 4 | 1 | 1 | 2 | 4 |
| Schultz | 2 | 1 | 0 | 1 | 0 | Martin, T. | 4 | 1 | 1 | 2 | 0 |
| Schutt | 4 | 1 | 0 | 1 | 2 | Savard | 4 | 1 | 1 | 2 | 0 |
| Paradise | 1 | 0 | 1 | 1 | 0 | Gare | 3 | 0 | 2 | 2 | 2 |
| Bianchin | 2 | 0 | 1 | 1 | 0 | McKegney | 3 | 0 | 2 | 2 | 2 |
| Campbell | 3 | 0 | 1 | 1 | 9 | Smith | 2 | 1 | 0 | 1 | 0 |
| Anderson | 4 | 0 | 1 | 1 | 12 | Hajt | 3 | 0 | 1 | 1 | 2 |
| Bladon | 4 | 0 | 1 | 1 | 0 | McAdam | 3 | 0 | 1 | 1 | 5 |
| Lee | 4 | 0 | 1 | 1 | 2 | Dudley | 1 | 0 | 0 | 0 | 0 |
| McAdam | 1 | 0 | 0 | 0 | 0 | Dunn | 1 | 0 | 0 | 0 | 0 |
| Millen | 1 | 0 | 0 | 0 | 0 | Edwards | 1 | 0 | 0 | 0 | 0 |
| Chapman | 3 | 0 | 0 | 0 | 0 | Schultz | 1 | 0 | 0 | 0 | 15 |
| Herron | 3 | 0 | 0 | 0 | 0 | Guevremont | 2 | 0 | 0 | 0 | 0 |
| Bench | | | | | 2 | Sauve | 3 | 0 | 0 | 0 | 0 |

TOTAL 4 19 34 53 22-66 **TOTAL** 4 15 28 43 17-56

GOALIES

GP MP GA SO AVG

GOALIES

GP MP GASO AVG

| | | | | | | | | | | | |
|----------------|---|-----|----|---|------|-----------------|---|-----|----|---|------|
| Millen (1-0-0) | 1 | 60 | 3 | 0 | 3.00 | Edwards (0-0-1) | 1 | 60 | 4 | 0 | 4.00 |
| Herron (1-0-2) | 3 | 180 | 12 | 0 | 4.00 | Sauve (0-2-1) | 3 | 180 | 15 | 0 | 5.00 |

TOTAL 4 240 15 0 3.75 **TOTAL** 4 240 19 0 4.75

SCORING SUMMARIES

PITTSBURGH VS CHICAGO

| 1978-79 | GP | W | L | T | PTS | GF | GA | PPG | SHG | PEN | PIM |
|------------|----|---|---|---|-----|----|----|-----|-----|-----|-----|
| PITTSBURGH | 4 | 2 | 0 | 2 | 6 | 15 | 8 | 6 | 0 | 15 | 33 |
| CHICAGO | 4 | 0 | 2 | 2 | 2 | 8 | 15 | 2 | 0 | 18 | 39 |

AT PITTSBURGH (2-0-0)

Dec. 2 CHI. 2 (Veisor) at PGH. 5 (Herron)

Dec. 17 PGH. 3 (Herron) at CHI. 3 (Veisor)

Feb. 24 CHI. 1 (Esposito) at PGH. 5 (Herron)

Feb. 25 PGH. 2 (Millen) at CHI. 2 (Esposito)

AT CHICAGO (0-0-2)

(Chicago leads All Time Series (34-18-7))

GOALS BY PERIODS SHOTS BY PERIODS

| | 1st | 2nd | 3rd | Total | 1st | 2nd | 3rd | Total |
|------------|-----|-----|-----|-------|-----|-----|-----|-------|
| PITTSBURGH | 7 | 2 | 6 | 15 | 62 | 51 | 53 | 166 |
| CHICAGO | 2 | 2 | 4 | 8 | 34 | 39 | 44 | 117 |

PITTSBURGH

CHICAGO

| PLAYER | GP | G | A | PTS | PIM | PLAYER | GP | G | A | PTS | PIM |
|------------|----|---|---|-----|-----|-----------|----|---|---|-----|-----|
| Mahovlich | 4 | 2 | 3 | 5 | 5 | Boldirev | 4 | 3 | 1 | 4 | 0 |
| Schutt | 4 | 2 | 2 | 4 | 2 | Rota | 4 | 1 | 2 | 3 | 2 |
| Malone | 4 | 3 | 0 | 3 | 8 | Harrison | 1 | 1 | 1 | 2 | 0 |
| Kindrachuk | 4 | 1 | 2 | 3 | 2 | Mulvey | 4 | 1 | 1 | 2 | 0 |
| Bladon | 4 | 0 | 3 | 3 | 2 | Kerr | 4 | 0 | 2 | 2 | 0 |
| Ferguson | 4 | 0 | 3 | 3 | 0 | Logan | 4 | 0 | 2 | 2 | 6 |
| Sheppard | 2 | 1 | 1 | 2 | 0 | Russell | 4 | 0 | 2 | 2 | 8 |
| Campbell | 3 | 1 | 1 | 2 | 2 | Lecuyer | 1 | 1 | 0 | 1 | 0 |
| Carlyle | 3 | 1 | 1 | 2 | 2 | Wilson | 3 | 1 | 0 | 1 | 0 |
| Lonsberry | 4 | 1 | 1 | 2 | 0 | Bulley | 3 | 0 | 1 | 1 | 6 |
| Stackhouse | 4 | 1 | 1 | 2 | 0 | O'Connell | 3 | 0 | 1 | 1 | 0 |
| Tallon | 4 | 1 | 1 | 2 | 2 | Mikita | 4 | 0 | 1 | 1 | 0 |
| Lee | 4 | 0 | 2 | 2 | 0 | Murray | 4 | 0 | 1 | 1 | 2 |
| Anderson | 4 | 1 | 0 | 1 | 4 | Higgins | 1 | 0 | 0 | 0 | 0 |
| Cossette | 2 | 0 | 1 | 1 | 2 | Esposito | 2 | 0 | 0 | 0 | 0 |
| Schultz | 2 | 0 | 1 | 1 | 0 | Hicks | 2 | 0 | 0 | 0 | 2 |
| Chapman | 4 | 0 | 1 | 1 | 0 | Kelly | 2 | 0 | 0 | 0 | 5 |
| Millen | 1 | 0 | 0 | 0 | 0 | Magnuson | 2 | 0 | 0 | 0 | 2 |
| Bianchin | 2 | 0 | 0 | 0 | 0 | Savard | 2 | 0 | 0 | 0 | 0 |
| McAdam | 2 | 0 | 0 | 0 | 0 | Veisor | 2 | 0 | 0 | 0 | 0 |
| Herron | 3 | 0 | 0 | 0 | 2 | Walton | 2 | 0 | 0 | 0 | 0 |
| Kehoe | 4 | 0 | 0 | 0 | 0 | Daigle | 3 | 0 | 0 | 0 | 0 |
| | | | | | | Koroll | 3 | 0 | 0 | 0 | 0 |
| | | | | | | Bordeleau | 4 | 0 | 0 | 0 | 0 |
| | | | | | | Marks | 4 | 0 | 0 | 0 | 0 |
| | | | | | | Bench | | | | | 6 |

TOTAL 4 15 24 39 15-33 **TOTAL** 4 8 15 23 18-39

| GOALIES | GP | MP | GA | SO | AVG | GOALIES | GP | MP | GA | SO | AVG |
|----------------|----------|------------|----------|----------|-------------|------------------|----------|------------|-----------|----------|-------------|
| Millen (0-0-1) | 1 | 60 | 2 | 0 | 2.00 | Esposito (0-1-1) | 2 | 120 | 7 | 0 | 3.50 |
| Herron (2-0-1) | 3 | 180 | 6 | 0 | 2.00 | Veisor (0-1-1) | 2 | 120 | 8 | 0 | 4.00 |
| TOTAL | 4 | 240 | 8 | 0 | 2.00 | TOTAL | 4 | 240 | 15 | 0 | 3.75 |

SCORING SUMMARIES

PITTSBURGH VS COLORADO

| 1978-79 | GP | W | L | T | PTS | GF | GA | PPG | SHG | PEN | PIM |
|------------|----|---|---|---|-----|----|----|-----|-----|-----|-----|
| PITTSBURGH | 4 | 3 | 1 | 0 | 6 | 21 | 13 | 3 | 0 | 21 | 51 |
| COLORADO | 4 | 1 | 3 | 0 | 2 | 13 | 21 | 4 | 0 | 16 | 42 |

AT PITTSBURGH (2-0-0)

Nov. 8 COL. 3 (Plasse) at PGH. 6 (Millen)

Jan. 25 PGH. 3 (Millen) at COL. 5 (Plasse)

Feb. 28 COL. 3 (Plasse) at PGH. 5 (Millen)

Mar. 4 PGH. 7 (Millen) at COL. 2 (Plasse)

AT COLORADO (1-1-0)

(Pittsburgh leads All Time Series (11-5-4))

GOALS BY PERIODS SHOTS BY PERIODS

| | 1st | 2nd | 3rd | Total | 1st | 2nd | 3rd | Total |
|------------|-----|-----|-----|-------|-----|-----|-----|-------|
| PITTSBURGH | 3 | 10 | 8 | 21 | 44 | 36 | 49 | 129 |
| COLORADO | 3 | 4 | 6 | 13 | 32 | 39 | 39 | 110 |

PITTSBURGH

COLORADO

| PLAYER | GP | G | A | PTS | PIM | PLAYER | GP | G | A | PTS | PIM |
|------------|----|---|---|-----|-----|-------------|----|---|---|-----|-----|
| Sheppard | 4 | 3 | 4 | 7 | 0 | Beck | 3 | 2 | 2 | 4 | 6 |
| Schutt | 4 | 4 | 2 | 6 | 2 | Pierce | 4 | 1 | 3 | 4 | 0 |
| Kindrachuk | 4 | 3 | 2 | 5 | 0 | Van Boxmeer | 4 | 0 | 4 | 4 | 2 |
| Malone | 4 | 3 | 2 | 5 | 2 | Comeau | 4 | 2 | 1 | 3 | 0 |
| Lonsberry | 4 | 2 | 3 | 5 | 0 | Croteau | 4 | 2 | 1 | 3 | 0 |
| Lee | 4 | 2 | 2 | 4 | 2 | Paielement | 3 | 1 | 2 | 3 | 2 |
| Mahovlich | 3 | 0 | 4 | 4 | 0 | Gillis | 2 | 0 | 3 | 3 | 0 |
| Anderson | 4 | 1 | 2 | 3 | 4 | Owchar | 1 | 1 | 1 | 2 | 0 |
| Carlyle | 4 | 1 | 2 | 3 | 4 | Christie | 4 | 1 | 1 | 2 | 5 |
| Bladon | 4 | 0 | 3 | 3 | 0 | Gardner | 4 | 1 | 1 | 2 | 0 |
| Schultz | 2 | 1 | 1 | 2 | 19 | Valiquette | 4 | 1 | 1 | 2 | 0 |
| Ferguson | 4 | 1 | 1 | 2 | 4 | Lochead | 2 | 1 | 0 | 1 | 4 |
| Kehoe | 3 | 0 | 2 | 2 | 0 | Pyatt | 1 | 0 | 1 | 1 | 0 |
| Tallon | 4 | 0 | 2 | 2 | 2 | Pachal | 1 | 0 | 0 | 0 | 10 |
| McAdam | 2 | 0 | 1 | 1 | 0 | Saleski | 1 | 0 | 0 | 0 | 0 |
| Stackhouse | 4 | 0 | 1 | 1 | 0 | Watson | 1 | 0 | 0 | 0 | 0 |
| Bianchin | 1 | 0 | 0 | 0 | 4 | Awrey | 2 | 0 | 0 | 0 | 0 |
| Cossette | 1 | 0 | 0 | 0 | 0 | Beverley | 2 | 0 | 0 | 0 | 0 |
| Paradise | 1 | 0 | 0 | 0 | 2 | Kitchen | 3 | 0 | 0 | 0 | 4 |
| Campbell | 3 | 0 | 0 | 0 | 2 | Klassen | 3 | 0 | 0 | 0 | 0 |
| Millen | 4 | 0 | 0 | 0 | 0 | Lachance | 3 | 0 | 0 | 0 | 0 |
| Chapman | 4 | 0 | 0 | 0 | 2 | Malinowski | 3 | 0 | 0 | 0 | 0 |
| Bench | | | | | 2 | Spruce | 3 | 0 | 0 | 0 | 2 |
| | | | | | | Delorme | 4 | 0 | 0 | 0 | 9 |
| | | | | | | Plasse | 4 | 0 | 0 | 0 | 0 |

TOTAL 4 21 34 55 21-51 **TOTAL** 4 13 21 34 16-44

| GOALIES | GP | MP | GA | SO | AVG | GOALIES | GP | MP | GA | SO | AVG |
|----------------|----------|------------|-----------|----------|-------------|----------------|----------|------------|-----------|----------|-------------|
| Millen (3-1-0) | 4 | 240 | 12 | 0 | 3.00 | Plasse (1-3-0) | 4 | 240 | 20 | 0 | 5.00 |
| TOTAL | 4 | 240 | 13 | 0 | 3.25 | TOTAL | 4 | 240 | 21 | 0 | 5.25 |

SCORING SUMMARIES

PITTSBURGH VS DETROIT

| 1978-79 | GP | W | L | T | PTS | GF | GA | PPG | SHG | PEN | PIM |
|------------|----|---|---|---|-----|----|----|-----|-----|-----|-----|
| PITTSBURGH | 8 | 5 | 3 | 0 | 10 | 29 | 31 | 6 | 1 | 48 | 147 |
| DETROIT | 8 | 3 | 5 | 0 | 6 | 31 | 29 | 7 | 0 | 52 | 158 |

AT PITTSBURGH (4-0-0)

AT DETROIT (1-3-0)

| | | |
|---------|----------------------------|-------------------------------|
| Nov. 4 | DET. 3 (Rutherford/Vachon) | at PGH. 7 (Herron) |
| Dec. 30 | DET. 1 (Vachon) | at PGH. 3 (Millen) |
| Dec. 31 | PGH. 5 (Millen) | at DET. 4 (Vachon/Rutherford) |
| Jan. 17 | PGH. 1 (Herron) | at DET. 4 (Vachon) |
| Feb. 3 | DET. 2 (Vachon) | at PGH. 4 (Millen) |
| Feb. 4 | PGH. 3 (Laxton) | at DET. 8 (Vachon) |
| Feb. 18 | PGH. 2 (Millen/Herron) | at DET. 6 (Rutherford) |
| Apr. 7 | DET. 3 (Vachon) | at PGH. 4 (Herron) |

(All Time Series Tied (31-31-8))

GOALS BY PERIODS

| | 1st | 2nd | 3rd | Total | 1st | 2nd | 3rd | Total |
|------------|-----|-----|-----|-------|-----|-----|-----|-------|
| PITTSBURGH | 6 | 13 | 10 | 29 | 72 | 89 | 81 | 242 |
| DETROIT | 15 | 11 | 5 | 31 | 89 | 64 | 82 | 235 |

| PITTSBURGH | | | | | DETROIT | | | | | | |
|--------------|----------|-----------|-----------|-----------|---------------|---------------|----------|-----------|-----------|-----------|---------------|
| PLAYER | GP | G | A | PTS | PIM | PLAYER | GP | G | A | PTS | PIM |
| Carlyle | 8 | 3 | 5 | 8 | 10 | McCourt | 8 | 5 | 3 | 8 | 4 |
| Lee | 8 | 3 | 5 | 8 | 2 | Nedomansky | 8 | 4 | 4 | 8 | 2 |
| Mahovlich | 7 | 2 | 5 | 7 | 13 | Polonich | 7 | 4 | 3 | 7 | 12 |
| Schutt | 8 | 4 | 2 | 6 | 2 | Thompson | 7 | 2 | 5 | 7 | 2 |
| Kehoe | 7 | 3 | 3 | 6 | 0 | Huber | 8 | 2 | 5 | 7 | 18 |
| Sheppard | 7 | 3 | 3 | 6 | 7 | St. Laurent | 8 | 1 | 5 | 6 | 25 |
| Lonsberry | 8 | 4 | 1 | 5 | 0 | Libett | 8 | 2 | 3 | 5 | 0 |
| Malone | 8 | 3 | 2 | 5 | 0 | Woods | 8 | 1 | 4 | 5 | 14 |
| Kindrachuk | 8 | 0 | 5 | 5 | 24 | Carroll | 5 | 1 | 3 | 4 | 2 |
| Tallon | 7 | 1 | 3 | 4 | 2 | Larson | 8 | 1 | 3 | 4 | 22 |
| Ferguson | 8 | 1 | 2 | 3 | 7 | Miller | 7 | 0 | 4 | 4 | 26 |
| Campbell | 5 | 0 | 2 | 2 | 19 | LeBlanc, F. | 3 | 1 | 2 | 3 | 0 |
| Stackhouse | 6 | 0 | 2 | 2 | 0 | Lothead | 4 | 1 | 2 | 3 | 2 |
| Bladon | 8 | 0 | 2 | 2 | 18 | Bergman | 7 | 1 | 2 | 3 | 8 |
| McAdam | 2 | 1 | 0 | 1 | 2 | Labraaten | 7 | 2 | 0 | 2 | 2 |
| Chapman | 7 | 1 | 0 | 1 | 0 | Plumb | 2 | 1 | 1 | 2 | 0 |
| Schultz | 6 | 0 | 1 | 1 | 31 | Bolduc | 7 | 1 | 1 | 2 | 0 |
| Hudson | 1 | 0 | 0 | 0 | 0 | Rutherford | 3 | 0 | 2 | 2 | 0 |
| Laxton | 1 | 0 | 0 | 0 | 0 | Hamel | 7 | 1 | 0 | 1 | 9 |
| Cossette | 2 | 0 | 0 | 0 | 0 | Cloutier | 1 | 0 | 1 | 1 | 0 |
| Paradise | 2 | 0 | 0 | 0 | 0 | Hextall | 1 | 0 | 1 | 1 | 0 |
| Bianchin | 4 | 0 | 0 | 0 | 0 | Gloeckner | 3 | 0 | 1 | 1 | 4 |
| Herron | 4 | 0 | 0 | 0 | 0 | Hogaboam | 1 | 0 | 0 | 0 | 0 |
| Millen | 4 | 0 | 0 | 0 | 0 | Joly | 1 | 0 | 0 | 0 | 2 |
| Anderson | 7 | 0 | 0 | 0 | 6 | LeBlanc, J.P. | 1 | 0 | 0 | 0 | 0 |
| Bench | | | | | 4 | Hilworth | 3 | 0 | 0 | 0 | 2 |
| | | | | | | Harper | 5 | 0 | 0 | 0 | 0 |
| | | | | | | Vachon | 7 | 0 | 0 | 0 | 0 |
| | | | | | | Bench | | | | | 2 |
| TOTAL | 8 | 29 | 43 | 72 | 48-147 | TOTAL | 8 | 31 | 55 | 86 | 52-158 |

| GOALIES | GP | MP | GA | SO | AVG | GOALIES | GP | MP | GASO | AVG | |
|----------------|----------|------------|-----------|----------|-------------|-------------------|----------|------------|-----------|----------|-------------|
| Herron (2-1-0) | 4 | 220 | 11 | 0 | 3.00 | Vachon (2-3-0) | 7 | 328 | 17 | 0 | 3.11 |
| Millen (3-1-0) | 4 | 200 | 12 | 0 | 3.60 | Rutherford(1-2-0) | 3 | 152 | 12 | 0 | 4.74 |
| Laxton (0-1-0) | 1 | 60 | 8 | 0 | 8.00 | | | | | | |
| TOTAL | 8 | 480 | 31 | 0 | 3.88 | TOTAL | 8 | 480 | 29 | 0 | 3.63 |

SCORING SUMMARIES

PITTSBURGH VS LOS ANGELES

| 1978-79 | GP | W | L | T | PTS | GF | GA | PPG | SHG | PEN | PIM |
|-------------|----|---|---|---|-----|----|----|-----|-----|-----|-----|
| PITTSBURGH | 8 | 4 | 3 | 1 | 9 | 24 | 22 | 4 | 0 | 52 | 124 |
| LOS ANGELES | 8 | 3 | 4 | 1 | 7 | 22 | 24 | 10 | 0 | 49 | 118 |

AT PITTSBURGH (2-2-0)

AT LOS ANGELES (2-1-1)

| | | |
|---------|--------------------------|---------------------|
| Nov. 18 | PGH. 3 (Millen) | at L.A. 1 (Grahame) |
| Dec. 21 | PGH. 4 (Millen) | at L.A. 1 (Lessard) |
| Dec. 27 | L.A. 2 (Grahame/Lessard) | at PGH. 5 (Millen) |
| Jan. 6 | L.A. 4 (Lessard) | at PGH. 3 (Millen) |
| Jan. 24 | PGH. 1 (Herron) | at PGH. 5 (Herron) |
| Jan. 27 | L.A. 3 (Lessard) | at L.A. 4 (Lessard) |
| Mar. 7 | L.A. 4 (Lessard) | at PGH. 0 (Millen) |
| Mar. 14 | PGH. 3 (Herron) | at L.A. 3 (Lessard) |

(Los Angeles leads All Time Series (37-35-9))

GOALS BY PERIODS

| | 1st | 2nd | 3rd | Total | 1st | 2nd | 3rd | Total |
|-------------|-----|-----|-----|-------|-----|-----|-----|-------|
| PITTSBURGH | 9 | 10 | 5 | 24 | 79 | 107 | 75 | 261 |
| LOS ANGELES | 5 | 6 | 11 | 22 | 74 | 80 | 81 | 235 |

| PITTSBURGH | | | | | LOS ANGELES | | | | | | |
|--------------|----------|-----------|-----------|-----------|---------------|--------------|----------|-----------|-----------|-----------|---------------|
| PLAYER | GP | G | A | PTS | PIM | PLAYER | GP | G | A | PTS | PIM |
| Lonsberry | 8 | 4 | 4 | 8 | 6 | Dionne | 8 | 6 | 5 | 11 | 4 |
| Kehoe | 7 | 4 | 3 | 7 | 0 | Taylor | 8 | 4 | 4 | 8 | 19 |
| Kindrachuk | 8 | 2 | 5 | 7 | 2 | Goring | 8 | 3 | 5 | 8 | 8 |
| Schutt | 7 | 3 | 3 | 6 | 4 | Palmer | 8 | 0 | 5 | 5 | 0 |
| Lee | 8 | 2 | 4 | 6 | 6 | Wilson | 6 | 1 | 3 | 4 | 0 |
| Malone | 8 | 2 | 4 | 6 | 12 | Simmer | 4 | 0 | 4 | 4 | 2 |
| Carlyle | 6 | 1 | 4 | 5 | 6 | Williams | 5 | 2 | 1 | 3 | 0 |
| Bianchin | 3 | 2 | 1 | 3 | 2 | Jensen | 8 | 2 | 1 | 3 | 0 |
| Mahovlich | 5 | 1 | 1 | 2 | 0 | Murphy | 6 | 1 | 2 | 3 | 7 |
| Schultz | 6 | 1 | 1 | 2 | 21 | Hampton | 5 | 0 | 3 | 3 | 6 |
| Sheppard | 8 | 1 | 1 | 2 | 0 | Apps | 8 | 1 | 1 | 2 | 4 |
| Campbell | 7 | 0 | 2 | 2 | 32 | Goldup | 8 | 1 | 1 | 2 | 14 |
| Ferguson | 8 | 0 | 2 | 2 | 4 | Manery | 8 | 0 | 2 | 2 | 8 |
| Chapman | 7 | 1 | 0 | 1 | 2 | Mulhern | 4 | 1 | 0 | 1 | 2 |
| Herron | 3 | 0 | 1 | 1 | 0 | Wilson | 7 | 0 | 1 | 1 | 15 |
| Stackhouse | 7 | 0 | 1 | 1 | 4 | Grahame | 2 | 0 | 0 | 0 | 0 |
| Bladon | 8 | 0 | 1 | 1 | 2 | Grant | 3 | 0 | 0 | 0 | 2 |
| McAdam | 2 | 0 | 0 | 0 | 0 | Halward | 3 | 0 | 0 | 0 | 4 |
| Cossette | 3 | 0 | 0 | 0 | 2 | Murdoch | 3 | 0 | 0 | 0 | 6 |
| Millen | 5 | 0 | 0 | 0 | 0 | Holt | 4 | 0 | 0 | 0 | 7 |
| Tallon | 7 | 0 | 0 | 0 | 6 | Edestrand | 6 | 0 | 0 | 0 | 8 |
| Anderson | 8 | 0 | 0 | 0 | 13 | Heaslip | 7 | 0 | 0 | 0 | 0 |
| | | | | | | Lessard | 7 | 0 | 0 | 0 | 0 |
| | | | | | | Venasky | 7 | 0 | 0 | 0 | 0 |
| | | | | | | Bench | | | | | 2 |
| TOTAL | 8 | 24 | 38 | 62 | 52-124 | TOTAL | 8 | 22 | 38 | 60 | 49-118 |

| GOALIES | GP | MP | GA | SO | AVG | GOALIES | GP | MP | GASO | AVG | |
|----------------|----------|------------|-----------|----------|-------------|-----------------|----------|------------|-----------|----------|-------------|
| Millen (3-2-0) | 5 | 300 | 12 | 0 | 2.40 | Lessard (3-2-1) | 7 | 380 | 16 | 1 | 2.53 |
| Herron (1-1-1) | 3 | 180 | 9 | 0 | 3.00 | Grahame (0-2-0) | 2 | 100 | 8 | 0 | 4.80 |
| TOTAL | 8 | 480 | 22 | 0 | 2.75 | TOTAL | 8 | 480 | 24 | 1 | 3.00 |

SCORING SUMMARIES

PITTSBURGH VS MINNESOTA

| 1978-79 | GP | W | L | T | PTS | GF | GA | PPG | SHG | PEN | PIM |
|------------|----|---|---|---|-----|----|----|-----|-----|-----|-----|
| PITTSBURGH | 4 | 3 | 1 | 0 | 6 | 19 | 11 | 1 | 1 | 15 | 36 |
| MINNESOTA | 4 | 1 | 3 | 0 | 2 | 11 | 19 | 2 | 0 | 15 | 36 |

AT PITTSBURGH (2-0-0)

AT MINNESOTA (1-1-0)

Dec. 23 PGH. 3 (Herron) at MINN. 5 (Meloche)
 Jan. 16 MINN. 0 (Edwards) at PGH. 5 (Millen)
 Feb. 15 MINN. 5 (Edwards) at PGH. 6 (Herron)
 Mar. 27 PGH.5 (Herron) at MINN. 1 (Meloche)

(Pittsburgh leads All Time Series (34-26-8))

GOALS BY PERIODS

SHOTS BY PERIODS

| | 1st | 2nd | 3rd | Total | 1st | 2nd | 3rd | Total |
|------------|-----|-----|-----|-------|-----|-----|-----|-------|
| PITTSBURGH | 4 | 8 | 7 | 19 | 49 | 53 | 41 | 133 |
| MINNESOTA | 6 | 4 | 1 | 11 | 38 | 46 | 44 | 128 |

PITTSBURGH

MINNESOTA

| PLAYER | GP | G | A | PTS | PIM | PLAYER | GP | G | A | PTS | PIM |
|------------|----|---|---|-----|-----|-----------|----|---|---|-----|-----|
| Stackhouse | 3 | 1 | 5 | 6 | 0 | Young | 4 | 3 | 1 | 4 | 0 |
| Kindrachuk | 4 | 3 | 2 | 5 | 2 | MacAdam | 4 | 2 | 2 | 4 | 0 |
| Carlyle | 3 | 2 | 3 | 5 | 2 | Smith, B. | 4 | 1 | 3 | 4 | 6 |
| Malone | 4 | 2 | 3 | 5 | 2 | Maxwell | 4 | 2 | 1 | 3 | 2 |
| Kehoe | 3 | 2 | 2 | 4 | 0 | Younghans | 4 | 0 | 2 | 2 | 0 |
| Lee | 4 | 1 | 3 | 4 | 0 | Andersson | 2 | 1 | 0 | 1 | 0 |
| Chapman | 4 | 3 | 0 | 3 | 5 | Payne | 4 | 1 | 0 | 1 | 0 |
| Cossette | 3 | 1 | 1 | 2 | 2 | Smith, G. | 4 | 1 | 0 | 1 | 2 |
| Campbell | 4 | 1 | 1 | 2 | 9 | Butters | 2 | 0 | 1 | 1 | 0 |
| Ferguson | 4 | 1 | 1 | 2 | 0 | Fidler | 2 | 0 | 1 | 1 | 0 |
| Schutt | 4 | 1 | 1 | 2 | 4 | Manery | 3 | 0 | 1 | 1 | 2 |
| McAdam | 2 | 0 | 2 | 2 | 0 | Parise | 3 | 0 | 1 | 1 | 0 |
| Anderson | 4 | 0 | 2 | 2 | 2 | Zanussi | 3 | 0 | 1 | 1 | 7 |
| Bladon | 4 | 1 | 0 | 1 | 4 | Potvin | 4 | 0 | 1 | 1 | 6 |
| Schultz | 2 | 0 | 1 | 1 | 2 | Sargent | 4 | 0 | 1 | 1 | 0 |
| Mahovlich | 3 | 0 | 1 | 1 | 0 | Barrett | 1 | 0 | 0 | 0 | 0 |
| Millen | 1 | 0 | 0 | 0 | 0 | Chicoine | 1 | 0 | 0 | 0 | 0 |
| Paradise | 1 | 0 | 0 | 0 | 2 | Maxwell | 1 | 0 | 0 | 0 | 0 |
| Herron | 3 | 0 | 0 | 0 | 0 | Roberts | 1 | 0 | 0 | 0 | 0 |
| Tallon | 3 | 0 | 0 | 0 | 0 | Carlson | 2 | 0 | 0 | 0 | 7 |
| Lonsberry | 4 | 0 | 0 | 0 | 0 | Edwards | 2 | 0 | 0 | 0 | 0 |
| Sheppard | 4 | 0 | 0 | 0 | 0 | Meloche | 2 | 0 | 0 | 0 | 0 |
| | | | | | | Brasar | 3 | 0 | 0 | 0 | 0 |
| | | | | | | Polich | 4 | 0 | 0 | 0 | 2 |
| | | | | | | Sharpley | 4 | 0 | 0 | 0 | 2 |

TOTAL 4 19 28 47 15-36 **TOTAL** 4 11 16 27 15-36

| GOALIES | GP | MP | GA | SO | AVG | GOALIES | GP | MP | GA | SO | AVG |
|----------------|----|-----|----|----|------|-----------------|----|-----|----|----|------|
| Millen (1-0-0) | 1 | 60 | 0 | 1 | 0.00 | Meloche (1-1-0) | 2 | 120 | 8 | 0 | 4.00 |
| Herron (2-1-0) | 3 | 180 | 11 | 0 | 3.67 | Edwards (0-2-0) | 2 | 120 | 11 | 0 | 5.50 |

TOTAL 4 240 11 1 2.75 **TOTAL** 4 240 19 0 4.75

SCORING SUMMARIES

PITTSBURGH VS MONTREAL

| 1978-79 | GP | W | L | T | PTS | GF | GA | PPG | SHG | PEN | PIM |
|------------|----|---|---|---|-----|----|----|-----|-----|-----|-----|
| PITTSBURGH | 8 | 2 | 5 | 1 | 5 | 19 | 38 | 2 | 0 | 24 | 48 |
| MONTREAL | 8 | 5 | 2 | 1 | 11 | 38 | 19 | 5 | 1 | 23 | 54 |

AT PITTSBURGH (2-2-0)

AT MONTREAL (0-3-1)

Nov. 22 MTL. 3 (Larocque) at PGH. 2 (Millen)
 Nov. 23 PGH. 4 (Herron/Millen) at MTL. 8 (Dryden)
 Dec. 8 PGH. 3 (Herron) at PGH. 3 (Herron)
 Jan. 10 MTL. 2 (Larocque) at MTL. 3 (Larocque)
 Jan. 31 MTL. 4 (Dryden) at PGH. 1 (Millen)
 Feb. 21 MTL. 1 (Dryden) at PGH. 3 (Herron)
 Feb. 22 PGH. 0 (Herron/Millen) at MTL. 12 (Larocque)
 Mar. 31 PGH. 3 (Herron) at MTL. 5 (Larocque)

(Montreal leads All Time Series (52-9-9))

GOALS BY PERIODS

SHOTS BY PERIODS

| | 1st | 2nd | 3rd | Total | 1st | 2nd | 3rd | Total |
|------------|-----|-----|-----|-------|-----|-----|-----|-------|
| PITTSBURGH | 3 | 9 | 7 | 19 | 65 | 82 | 74 | 221 |
| MONTREAL | 18 | 8 | 12 | 38 | 97 | 78 | 87 | 262 |

PITTSBURGH

MONTREAL

| PLAYER | GP | G | A | PTS | PIM | PLAYER | GP | G | A | PTS | PIM |
|------------|----|---|---|-----|-----|------------|----|---|---|-----|-----|
| Lee | 8 | 6 | 1 | 7 | 2 | Lemaire | 5 | 5 | 5 | 10 | 0 |
| Ferguson | 8 | 4 | 0 | 4 | 0 | Mondou | 7 | 5 | 4 | 9 | 2 |
| Malone | 8 | 2 | 2 | 4 | 4 | Lafleur | 8 | 3 | 5 | 8 | 0 |
| Sheppard | 7 | 1 | 3 | 4 | 0 | Robinson | 6 | 1 | 7 | 8 | 0 |
| Schutt | 8 | 0 | 4 | 4 | 0 | Tremblay | 8 | 5 | 2 | 7 | 12 |
| Lonsberry | 8 | 3 | 0 | 3 | 0 | Shutt | 7 | 3 | 4 | 7 | 0 |
| Mahovlich | 6 | 1 | 2 | 3 | 6 | Houle | 7 | 0 | 7 | 7 | 2 |
| Carlyle | 7 | 1 | 2 | 3 | 6 | Gainey | 8 | 2 | 4 | 6 | 2 |
| Stackhouse | 7 | 0 | 3 | 3 | 4 | Savard | 8 | 0 | 6 | 6 | 0 |
| Tallon | 7 | 0 | 3 | 3 | 2 | Lambert | 8 | 3 | 2 | 5 | 0 |
| Kindrachuk | 8 | 0 | 3 | 3 | 4 | Larouche | 3 | 2 | 2 | 4 | 0 |
| Kehoe | 6 | 1 | 1 | 2 | 0 | Lapointe | 6 | 0 | 4 | 4 | 14 |
| McAdam | 3 | 0 | 1 | 1 | 0 | Risebrough | 2 | 2 | 1 | 3 | 4 |
| Bianchin | 4 | 0 | 1 | 1 | 0 | Napier | 8 | 2 | 1 | 3 | 0 |
| Bladon | 6 | 0 | 1 | 1 | 4 | Hughes | 5 | 1 | 2 | 3 | 2 |
| Anderson | 8 | 0 | 1 | 1 | 6 | Lupien | 6 | 1 | 2 | 3 | 4 |
| Hamilton | 1 | 0 | 0 | 0 | 0 | Jarvis | 8 | 1 | 2 | 3 | 4 |
| Paradise | 1 | 0 | 0 | 0 | 0 | Chartraw | 7 | 1 | 1 | 2 | 2 |
| Millen | 4 | 0 | 0 | 0 | 0 | Engblom | 6 | 0 | 2 | 2 | 4 |
| Schultz | 3 | 0 | 0 | 0 | 2 | Langway | 5 | 1 | 0 | 1 | 2 |
| Herron | 6 | 0 | 0 | 0 | 0 | Newman | 3 | 0 | 1 | 1 | 0 |
| Cossette | 6 | 0 | 0 | 0 | 0 | Larocque | 5 | 0 | 1 | 1 | 0 |
| Campbell | 7 | 0 | 0 | 0 | 4 | Lumley | 1 | 0 | 0 | 0 | 0 |
| Chapman | 7 | 0 | 0 | 0 | 2 | Dryden | 3 | 0 | 0 | 0 | 0 |
| Bench | | | | | 2 | Connor | 4 | 0 | 0 | 0 | 0 |

TOTAL 8 19 28 47 24-48 **TOTAL** 8 38 65 103 23-54

| GOALIES | GP | MP | GA | SO | AVG | GOALIES | GP | MP | GA | SO | AVG |
|----------------|----|-----|----|----|------|------------------|----|-----|----|----|------|
| Herron (2-2-1) | 6 | 288 | 21 | 0 | 4.38 | Larocque (3-1-1) | 5 | 300 | 11 | 1 | 2.20 |
| Millen (0-3-0) | 4 | 192 | 17 | 0 | 5.31 | Dryden (2-1-0) | 3 | 180 | 8 | 0 | 2.67 |

TOTAL 8 480 38 0 4.75 **TOTAL** 8 480 19 1 2.38

SCORING SUMMARIES

PITTSBURGH VS N.Y. ISLANDERS

| 1978-79 | GP | W | L | T | PTS | GF | GA | PPG | SHG | PEN | PIM |
|--------------|----|---|---|---|-----|----|----|-----|-----|-----|-----|
| PITTSBURGH | 4 | 0 | 1 | 3 | 3 | 11 | 13 | 1 | 0 | 15 | 33 |
| NY ISLANDERS | 4 | 1 | 0 | 3 | 5 | 13 | 11 | 5 | 0 | 13 | 29 |

AT PITTSBURGH (0-1-1)

AT NY ISLANDERS (0-0-2)

| | | |
|---------|-----------------|--------------------|
| Oct. 18 | NYI. 5 (Resch) | at PGH. 3 (Herron) |
| Dec. 5 | PGH. 3 (Herron) | at NYI. 3 (Resch) |
| Mar. 24 | PGH. 3 (Herron) | at NYI. 3 (Smith) |
| Mar. 25 | NYI. 2 (Resch) | at PGH. 2 (Herron) |

(NY Islanders lead All Time Series (12-10-8))

GOALS BY PERIODS

SHOTS BY PERIODS

| | 1st | 2nd | 3rd | Total | 1st | 2nd | 3rd | Total |
|--------------|-----|-----|-----|-------|-----|-----|-----|-------|
| PITTSBURGH | 5 | 5 | 1 | 11 | 44 | 49 | 32 | 125 |
| NY ISLANDERS | 1 | 7 | 5 | 13 | 30 | 68 | 31 | 129 |

PITTSBURGH

N.Y. ISLANDERS

| PLAYER | GP | G | A | PTS | PIM | PLAYER | GP | G | A | PTS | PIM |
|------------|----|---|---|-----|-----|----------|----|---|---|-----|-----|
| Malone | 4 | 2 | 2 | 4 | 0 | Bossy | 4 | 2 | 3 | 5 | 0 |
| Ferguson | 4 | 2 | 1 | 3 | 4 | Trottier | 4 | 2 | 3 | 5 | 2 |
| Carlyle | 4 | 0 | 3 | 3 | 4 | Potvin | 4 | 1 | 4 | 5 | 4 |
| Cossette | 2 | 2 | 0 | 2 | 2 | Persson | 4 | 0 | 4 | 4 | 0 |
| Chapman | 4 | 2 | 0 | 2 | 0 | Gillies | 4 | 1 | 2 | 3 | 0 |
| McAdam | 2 | 1 | 1 | 2 | 0 | Kaszycki | 4 | 1 | 2 | 3 | 2 |
| Schultz | 2 | 0 | 2 | 2 | 0 | Bourne | 4 | 1 | 1 | 2 | 0 |
| Kindrachuk | 4 | 0 | 2 | 2 | 9 | Harris | 4 | 1 | 1 | 2 | 0 |
| Lonsberry | 4 | 0 | 2 | 2 | 2 | Nystrom | 4 | 1 | 1 | 2 | 0 |
| Kehoe | 3 | 1 | 0 | 1 | 0 | Tonelli | 4 | 1 | 1 | 2 | 2 |
| Stackhouse | 4 | 1 | 0 | 1 | 2 | Howatt | 4 | 1 | 0 | 1 | 7 |
| Mahovlich | 2 | 0 | 1 | 1 | 2 | Lorimer | 4 | 1 | 0 | 1 | 2 |
| Anderson | 4 | 0 | 1 | 1 | 0 | Smith | 1 | 0 | 1 | 1 | 0 |
| Bladon | 4 | 0 | 1 | 1 | 2 | Resch | 3 | 0 | 1 | 1 | 0 |
| Lee | 4 | 0 | 1 | 1 | 0 | Lewis | 4 | 0 | 1 | 1 | 0 |
| Spencer | 1 | 0 | 0 | 0 | 0 | Hart | 1 | 0 | 0 | 0 | 2 |
| Tallon | 1 | 0 | 0 | 0 | 0 | Westfall | 1 | 0 | 0 | 0 | 0 |
| Bianchin | 2 | 0 | 0 | 0 | 0 | Marshall | 3 | 0 | 0 | 0 | 2 |
| Sheppard | 2 | 0 | 0 | 0 | 0 | Price | 3 | 0 | 0 | 0 | 2 |
| Campbell | 3 | 0 | 0 | 0 | 2 | Henning | 4 | 0 | 0 | 0 | 4 |
| Schutt | 3 | 0 | 0 | 0 | 2 | Merrick | 4 | 0 | 0 | 0 | 0 |
| Herron | 4 | 0 | 0 | 0 | 0 | | | | | | |
| Bench | | | | | 2 | | | | | | |

| | | | | | | | | | | | |
|--------------|----------|-----------|-----------|-----------|--------------|--------------|----------|-----------|-----------|-----------|--------------|
| TOTAL | 4 | 11 | 17 | 28 | 15-33 | TOTAL | 4 | 13 | 25 | 38 | 13-29 |
|--------------|----------|-----------|-----------|-----------|--------------|--------------|----------|-----------|-----------|-----------|--------------|

| GOALIES | GP | MP | GA | SO | AVG | GOALIES | GP | MP | GASO | AVG |
|----------------|-----------|-----------|-----------|-----------|------------|----------------|-----------|-----------|-------------|------------|
|----------------|-----------|-----------|-----------|-----------|------------|----------------|-----------|-----------|-------------|------------|

| | | | | | | | | | | | |
|----------------|---|-----|----|---|------|---------------|---|-----|---|---|------|
| Herron (0-1-3) | 4 | 240 | 13 | 0 | 3.25 | Resch (0-0-1) | 3 | 180 | 8 | 0 | 2.67 |
| | | | | | | Smith | 1 | 60 | 3 | 0 | 3.00 |

| | | | | | | | | | | | |
|--------------|----------|------------|-----------|----------|-------------|--------------|----------|------------|-----------|----------|-------------|
| TOTAL | 4 | 240 | 13 | 0 | 3.25 | TOTAL | 4 | 240 | 11 | 0 | 2.75 |
|--------------|----------|------------|-----------|----------|-------------|--------------|----------|------------|-----------|----------|-------------|

SCORING SUMMARIES

PITTSBURGH VS N.Y. RANGERS

| 1978-79 | GP | W | L | T | PTS | GF | GA | PPG | SHG | PEN | PIM |
|------------|----|---|---|---|-----|----|----|-----|-----|-----|-----|
| PITTSBURGH | 4 | 2 | 2 | 0 | 4 | 15 | 7 | 4 | 1 | 21 | 56 |
| NY RANGERS | 4 | 2 | 2 | 0 | 4 | 7 | 15 | 2 | 0 | 27 | 68 |

AT PITTSBURGH (1-1-0)

AT N.Y. RANGERS (1-1-0)

| | | |
|---------|------------------|----------------------|
| Oct. 29 | PGH. 2 (Herron) | at NYR. 3 (Davidson) |
| Nov. 11 | NYR. 2 (Soetart) | at PGH. 1 (Herron) |
| Mar. 18 | PGH. 5 (Herron) | at NYR. 1 (Thomas) |
| Mar. 28 | NYR. 1 (Soetart) | at PGH. 7 (Herron) |

(N.Y. RANGERS lead All Time Series (33-17-8))

GOALS BY PERIODS

SHOTS BY PERIODS

| | 1st | 2nd | 3rd | Total | 1st | 2nd | 3rd | Total |
|------------|-----|-----|-----|-------|-----|-----|-----|-------|
| PITTSBURGH | 4 | 5 | 6 | 15 | 45 | 54 | 47 | 146 |
| NY RANGERS | 2 | 5 | 0 | 7 | 39 | 40 | 45 | 124 |

PITTSBURGH

NY RANGERS

| PLAYER | GP | G | A | PTS | PIM | PLAYER | GP | G | A | PTS | PIM |
|------------|----|---|---|-----|-----|--------------|----|---|---|-----|-----|
| Stackhouse | 4 | 3 | 5 | 8 | 6 | Hedberg | 4 | 1 | 3 | 4 | 0 |
| Sheppard | 4 | 2 | 3 | 5 | 0 | Greschner | 3 | 1 | 1 | 2 | 6 |
| Ferguson | 4 | 1 | 4 | 5 | 0 | Plante | 3 | 1 | 1 | 2 | 6 |
| Malone | 4 | 3 | 0 | 3 | 0 | Duguay | 4 | 1 | 1 | 2 | 0 |
| Kindrachuk | 4 | 2 | 1 | 3 | 9 | Hickey | 4 | 1 | 1 | 2 | 9 |
| McAdam | 2 | 1 | 1 | 2 | 0 | Maloney, Dn. | 2 | 1 | 0 | 1 | 0 |
| Kehoe | 1 | 0 | 2 | 2 | 0 | Esposito | 4 | 1 | 0 | 1 | 2 |
| Schutt | 4 | 0 | 2 | 2 | 0 | Murdoch | 2 | 0 | 1 | 1 | 0 |
| Bianchin | 2 | 1 | 0 | 1 | 0 | Maloney, Dv. | 3 | 0 | 1 | 1 | 4 |
| Lee | 4 | 1 | 0 | 1 | 2 | Talafous | 3 | 0 | 1 | 1 | 0 |
| Lonsberry | 4 | 1 | 0 | 1 | 7 | McEwen | 4 | 0 | 1 | 1 | 2 |
| Tallon | 2 | 0 | 1 | 1 | 0 | Tkaczuk | 4 | 0 | 1 | 1 | 0 |
| Campbell | 4 | 0 | 1 | 1 | 16 | Vadnais | 4 | 0 | 1 | 1 | 8 |
| Carlyle | 4 | 0 | 1 | 1 | 8 | Vickers | 4 | 0 | 1 | 1 | 4 |
| Chapman | 4 | 0 | 1 | 1 | 0 | Davidson | 1 | 0 | 0 | 0 | 0 |
| Cosette | 1 | 0 | 0 | 0 | 0 | Polis | 1 | 0 | 0 | 0 | 0 |
| Paradise | 1 | 0 | 0 | 0 | 0 | Thomas | 1 | 0 | 0 | 0 | 0 |
| Schultz | 1 | 0 | 0 | 0 | 0 | Fotiu | 2 | 0 | 0 | 0 | 16 |
| Mahovlich | 2 | 0 | 0 | 0 | 2 | Johnstone | 2 | 0 | 0 | 0 | 5 |
| Anderson | 4 | 0 | 0 | 0 | 4 | Korney | 2 | 0 | 0 | 0 | 0 |
| Bladon | 4 | 0 | 0 | 0 | 2 | Nilsson | 2 | 0 | 0 | 0 | 0 |
| Herron | 4 | 0 | 0 | 0 | 0 | Soetart | 2 | 0 | 0 | 0 | 2 |
| | | | | | | Marois | 3 | 0 | 0 | 0 | 4 |
| | | | | | | Deblois | 4 | 0 | 0 | 0 | 0 |
| | | | | | | Farrish | 4 | 0 | 0 | 0 | 0 |

| | | | | | | | | | | | |
|--------------|----------|-----------|-----------|-----------|--------------|--------------|----------|----------|-----------|-----------|--------------|
| TOTAL | 4 | 15 | 22 | 37 | 21-56 | TOTAL | 4 | 7 | 14 | 21 | 27-68 |
|--------------|----------|-----------|-----------|-----------|--------------|--------------|----------|----------|-----------|-----------|--------------|

| GOALIES | GP | MP | GA | SO | AVG | GOALIES | GP | MP | GASO | AVG |
|----------------|-----------|-----------|-----------|-----------|------------|----------------|-----------|-----------|-------------|------------|
|----------------|-----------|-----------|-----------|-----------|------------|----------------|-----------|-----------|-------------|------------|

| | | | | | | | | | | | |
|----------------|---|-----|---|---|------|------------------|---|-----|---|---|------|
| Herron (2-2-0) | 4 | 240 | 7 | 0 | 1.75 | Davidson (1-0-0) | 1 | 60 | 2 | 0 | 2.00 |
| | | | | | | Soetart (1-1-0) | 2 | 120 | 8 | 0 | 4.00 |
| | | | | | | Thomas (0-1-0) | 1 | 60 | 5 | 0 | 5.00 |

| | | | | | | | | | | | |
|--------------|----------|------------|----------|----------|-------------|--------------|----------|------------|-----------|----------|-------------|
| TOTAL | 4 | 240 | 7 | 0 | 1.75 | TOTAL | 4 | 240 | 15 | 0 | 3.75 |
|--------------|----------|------------|----------|----------|-------------|--------------|----------|------------|-----------|----------|-------------|

SCORING SUMMARIES

PITTSBURGH VS PHILADELPHIA

| 1978-79 | GP | W | L | T | PTS | GF | GA | PPG | SHG | PEN | PIM |
|--------------|----|---|---|---|-----|----|----|-----|-----|-----|-----|
| PITTSBURGH | 4 | 1 | 3 | 0 | 2 | 6 | 10 | 3 | 1 | 21 | 63 |
| PHILADELPHIA | 4 | 3 | 1 | 0 | 6 | 10 | 6 | 2 | 0 | 26 | 76 |

AT PITTSBURGH (1-1-0)

| | | |
|---------|----------------------|---------------------|
| Oct. 25 | PGH. 1 (Herron) | at PHIL. 3 (Parent) |
| Nov. 25 | PHIL. 3 (Parent) | at PGH. 1 (Herron) |
| Dec. 14 | PGH. 1 (Herron) | at PHIL. 2 (Parent) |
| Mar. 10 | PHIL. 2 (Stephenson) | at PGH. 3 (Herron) |

AT PHILADELPHIA (0-2-0)

(Philadelphia leads All Time Series (35-21-13))

GOALS BY PERIODS

| | 1st | 2nd | 3rd | Total |
|--------------|-----|-----|-----|-------|
| PITTSBURGH | 3 | 0 | 3 | 6 |
| PHILADELPHIA | 2 | 6 | 2 | 10 |

SHOTS BY PERIODS

| | 1st | 2nd | 3rd | Total |
|--------------|-----|-----|-----|-------|
| PITTSBURGH | 33 | 39 | 41 | 113 |
| PHILADELPHIA | 37 | 53 | 39 | 129 |

PITTSBURGH

| PLAYER | GP | G | A | PTS | PIM |
|------------|----|---|---|-----|-----|
| Malone | 4 | 3 | 1 | 4 | 2 |
| Tallon | 3 | 1 | 1 | 2 | 0 |
| Mahovlich | 4 | 1 | 1 | 2 | 5 |
| Ferguson | 4 | 1 | 0 | 1 | 6 |
| McAdam | 1 | 0 | 1 | 1 | 0 |
| Bladon | 4 | 0 | 1 | 1 | 0 |
| Campbell | 4 | 0 | 1 | 1 | 2 |
| Chapman | 4 | 0 | 1 | 1 | 5 |
| Lee | 4 | 0 | 1 | 1 | 2 |
| Lonsberry | 4 | 0 | 1 | 1 | 0 |
| Cossette | 1 | 0 | 0 | 0 | 0 |
| Meeker | 1 | 0 | 0 | 0 | 5 |
| Price | 1 | 0 | 0 | 0 | 2 |
| Spencer | 1 | 0 | 0 | 0 | 0 |
| Kehoe | 2 | 0 | 0 | 0 | 0 |
| Sheppard | 2 | 0 | 0 | 0 | 0 |
| Anderson | 3 | 0 | 0 | 0 | 2 |
| Bianchin | 3 | 0 | 0 | 0 | 5 |
| Carlyle | 3 | 0 | 0 | 0 | 2 |
| Schultz | 3 | 0 | 0 | 0 | 14 |
| Herron | 4 | 0 | 0 | 0 | 2 |
| Kindrachuk | 4 | 0 | 0 | 0 | 5 |
| Schutt | 4 | 0 | 0 | 0 | 0 |
| Stackhouse | 4 | 0 | 0 | 0 | 4 |

TOTAL 4 6 9 15 21-63

GOALIES

| GP | MP | GA | SO | AVG |
|----------------|----|-----|----|--------|
| Herron (1-3-0) | 4 | 240 | 10 | 0 2.50 |

TOTAL 4 240 10 0 2.50

PHILADELPHIA

| PLAYER | GP | G | A | PTS | PIM |
|------------|----|---|---|-----|-----|
| Barber | 4 | 1 | 3 | 4 | 2 |
| Bridgman | 4 | 1 | 3 | 4 | 5 |
| Clarke | 4 | 1 | 3 | 4 | 2 |
| Holmgren | 3 | 2 | 1 | 3 | 2 |
| Leach | 4 | 2 | 1 | 3 | 6 |
| MacLeish | 4 | 1 | 2 | 3 | 5 |
| Dailey | 4 | 0 | 2 | 2 | 0 |
| Wilson | 4 | 0 | 2 | 2 | 7 |
| Lucas | 1 | 1 | 0 | 1 | 0 |
| Evans | 3 | 1 | 0 | 1 | 4 |
| Dean | 1 | 0 | 1 | 1 | 0 |
| Kelly | 4 | 0 | 1 | 1 | 4 |
| Lapointe | 4 | 0 | 1 | 1 | 5 |
| Callander | 1 | 0 | 0 | 0 | 5 |
| Gorence | 1 | 0 | 0 | 0 | 0 |
| Hill | 1 | 0 | 0 | 0 | 2 |
| Preston | 1 | 0 | 0 | 0 | 0 |
| Stephenson | 1 | 0 | 0 | 0 | 0 |
| Linesman | 2 | 0 | 0 | 0 | 5 |
| McCarthy | 2 | 0 | 0 | 0 | 0 |
| Saleski | 2 | 0 | 0 | 0 | 2 |
| Dunlop | 3 | 0 | 0 | 0 | 0 |
| Hoyda | 3 | 0 | 0 | 0 | 2 |
| Parent | 3 | 0 | 0 | 0 | 0 |
| Dupont | 4 | 0 | 0 | 0 | 14 |
| Watson | 4 | 0 | 0 | 0 | 2 |
| Bench | | | | | 2 |

TOTAL 4 10 20 30 26-76

GOALIES

| GP | MP | GASO | AVG |
|-------------------|----|-------|--------|
| Parent (3-0-0) | 3 | 180 3 | 0 1.00 |
| Stephenson(0-1-0) | 1 | 60 3 | 0 3.00 |

TOTAL 4 240 6 0 1.50

SCORING SUMMARIES

PITTSBURGH VS ST. LOUIS

| 1978-79 | GP | W | L | T | PTS | GF | GA | PPG | SHG | PEN | PIM |
|------------|----|---|---|---|-----|----|----|-----|-----|-----|-----|
| PITTSBURGH | 4 | 2 | 1 | 1 | 5 | 16 | 16 | 2 | 0 | 15 | 33 |
| ST. LOUIS | 4 | 1 | 2 | 1 | 3 | 16 | 16 | 2 | 0 | 13 | 29 |

AT PITTSBURGH (1-0-1)

| | | |
|---------|---------------------|------------------------|
| Oct. 25 | STL. 6 (Grant) | at PGH. 6 (Herron) |
| Dec. 13 | STL. 0 (Staniowski) | at PGH. 3 (Millen) |
| Mar. 3 | PGH. 4 (Herron) | at STL. 8 (Staniowski) |
| Apr. 3 | PGH. 3 (Millen) | at STL. 2 (Staniowski) |

AT ST. LOUIS (1-1-0)

(St. Louis leads All Time Series (32-26-11))

GOALS BY PERIODS

| | 1st | 2nd | 3rd | Total |
|------------|-----|-----|-----|-------|
| PITTSBURGH | 6 | 4 | 6 | 16 |
| ST. LOUIS | 1 | 6 | 9 | 16 |

SHOTS BY PERIODS

| | 1st | 2nd | 3rd | Total |
|------------|-----|-----|-----|-------|
| PITTSBURGH | 42 | 47 | 37 | 126 |
| ST. LOUIS | 45 | 52 | 44 | 141 |

PITTSBURGH

| PLAYER | GP | G | A | PTS | PIM |
|------------|----|---|---|-----|-----|
| Malone | 4 | 4 | 2 | 6 | 6 |
| Mahovlich | 3 | 2 | 3 | 5 | 0 |
| Ferguson | 4 | 2 | 1 | 3 | 2 |
| Lee | 4 | 2 | 1 | 3 | 2 |
| Kindrachuk | 4 | 1 | 2 | 3 | 0 |
| Stackhouse | 4 | 0 | 3 | 3 | 0 |
| Sheppard | 2 | 1 | 1 | 2 | 0 |
| Kehoe | 3 | 1 | 1 | 2 | 0 |
| Davis | 1 | 1 | 0 | 1 | 0 |
| Chapman | 2 | 1 | 0 | 1 | 0 |
| Schutt | 3 | 1 | 0 | 1 | 2 |
| Schultz | 2 | 0 | 1 | 1 | 0 |
| Anderson | 3 | 0 | 1 | 1 | 4 |
| Carlyle | 3 | 0 | 1 | 1 | 2 |
| Tallon | 3 | 0 | 1 | 1 | 0 |
| Campbell | 4 | 0 | 1 | 1 | 9 |
| Hamilton | 1 | 0 | 0 | 0 | 0 |
| Meeker | 1 | 0 | 0 | 0 | 0 |
| Paradise | 1 | 0 | 0 | 0 | 0 |
| Spencer | 1 | 0 | 0 | 0 | 0 |
| Bianchin | 2 | 0 | 0 | 0 | 2 |
| Herron | 2 | 0 | 0 | 0 | 0 |
| McAdam | 2 | 0 | 0 | 0 | 0 |
| Millen | 2 | 0 | 0 | 0 | 0 |
| Cossette | 3 | 0 | 0 | 0 | 2 |
| Bladon | 4 | 0 | 0 | 0 | 2 |
| Lonsberry | 4 | 0 | 1 | 1 | 0 |

TOTAL 4 16 20 36 15-33

GOALIES

| GP | MP | GA | SO | AVG |
|----------------|----|--------|--------|-----|
| Millen (2-0-0) | 2 | 120 2 | 1 1.00 | |
| Herron (0-1-1) | 2 | 120 14 | 0 7.00 | |

TOTAL 4 240 16 1 4.00

ST. LOUIS

| PLAYER | GP | G | A | PTS | PIM |
|--------------|----|---|---|-----|-----|
| Sutter | 4 | 4 | 4 | 8 | 0 |
| Federko | 3 | 3 | 4 | 7 | 0 |
| Babych | 4 | 2 | 5 | 7 | 4 |
| Gibbs | 3 | 1 | 2 | 3 | 0 |
| Giroux | 4 | 0 | 3 | 3 | 4 |
| Crombeen | 2 | 2 | 0 | 2 | 0 |
| Hammarstrom | 4 | 1 | 1 | 2 | 0 |
| Stewart | 4 | 1 | 1 | 2 | 2 |
| Walton | 1 | 0 | 2 | 2 | 0 |
| Zuke | 2 | 0 | 2 | 2 | 2 |
| Smrke | 3 | 0 | 2 | 2 | 2 |
| Unger | 4 | 0 | 2 | 2 | 2 |
| Komadoski | 2 | 1 | 0 | 1 | 0 |
| Brownschidle | 3 | 1 | 0 | 1 | 2 |
| Lamby | 1 | 0 | 1 | 1 | 0 |
| Currie | 2 | 0 | 1 | 1 | 0 |
| Affleck | 1 | 0 | 0 | 0 | 0 |
| Bennett, H. | 1 | 0 | 0 | 0 | 0 |
| Bowness | 1 | 0 | 0 | 0 | 0 |
| Durbano | 1 | 0 | 0 | 0 | 0 |
| Grant | 1 | 0 | 0 | 0 | 0 |
| Hess | 1 | 0 | 0 | 0 | 0 |
| Ogilvie | 1 | 0 | 0 | 0 | 5 |
| Richardson | 1 | 0 | 0 | 0 | 0 |
| Seiling | 1 | 0 | 0 | 0 | 2 |
| Labatte | 2 | 0 | 0 | 0 | 2 |
| Palazzari | 2 | 0 | 0 | 0 | 0 |
| Bennett, C. | 3 | 0 | 0 | 0 | 0 |
| Murdoch | 3 | 0 | 0 | 0 | 0 |
| Staniowski | 3 | 0 | 0 | 0 | 0 |
| Patey | 4 | 0 | 0 | 0 | 0 |
| Bench | | | | | 2 |

TOTAL 4 16 30 46 13-29

GOALIES

| GP | MP | GASO | AVG |
|-------------------|----|--------|--------|
| Staniowski(1-2-0) | 3 | 180 10 | 0 3.33 |
| Grant (0-0-1) | 1 | 60 5 | 0 5.00 |

TOTAL 4 240 16 0 4.00

SCORING SUMMARIES

PITTSBURGH VS TORONTO

| 1978-79 | GP | W | L | T | PTS | GF | GA | PPG | SHG | PEN | PIM |
|------------|----|---|---|---|-----|----|----|-----|-----|-----|-----|
| PITTSBURGH | 4 | 1 | 3 | 0 | 2 | 10 | 19 | 1 | 0 | 17 | 53 |
| TORONTO | 4 | 3 | 1 | 0 | 6 | 19 | 10 | 1 | 0 | 27 | 60 |

AT PITTSBURGH (1-1-0)

Oct. 11 TOR. 3 (Palmateer)
 Nov. 26 PGH. 2 (Millen/Herron)
 Dec. 6 TOR. 4 (Hamel)
 Mar. 11 PGH. 0 (Herron)

AT TORONTO (0-2-0)

at PGH. 2 (Herron)
 at TOR. 8 (Palmateer)
 at PGH. 6 (Herron)
 at TOR. 4 (Palmateer)

(Toronto leads All Time Series (26-25-11))

GOALS BY PERIODS

SHOTS BY PERIODS

| | 1st | 2nd | 3rd | Total | 1st | 2nd | 3rd | Total |
|------------|-----|-----|-----|-------|-----|-----|-----|-------|
| PITTSBURGH | 3 | 3 | 4 | 10 | 41 | 56 | 38 | 135 |
| TORONTO | 4 | 9 | 6 | 19 | 46 | 37 | 49 | 132 |

PITTSBURGH

| PLAYER | GP | G | A | PTS | PIM |
|--------------|----------|-----------|-----------|-----------|--------------|
| Kindrachuk | 4 | 3 | 3 | 6 | 4 |
| Lonsberry | 4 | 1 | 2 | 3 | 7 |
| Kehoe | 2 | 1 | 1 | 2 | 0 |
| Mahovlich | 3 | 1 | 1 | 2 | 0 |
| Lee | 4 | 1 | 1 | 2 | 0 |
| Stackhouse | 4 | 1 | 1 | 2 | 0 |
| Ferguson | 4 | 0 | 2 | 2 | 0 |
| Tallon | 4 | 0 | 2 | 2 | 12 |
| Cossette | 3 | 1 | 0 | 1 | 2 |
| Schutt | 3 | 1 | 0 | 1 | 2 |
| Anderson | 4 | 0 | 1 | 1 | 2 |
| Chapman | 4 | 0 | 1 | 1 | 0 |
| Malone | 4 | 0 | 1 | 1 | 0 |
| McAdam | 1 | 0 | 0 | 0 | 0 |
| Meeker | 1 | 0 | 0 | 0 | 0 |
| Millen | 1 | 0 | 0 | 0 | 0 |
| Paradise | 1 | 0 | 0 | 0 | 0 |
| Sheppard | 1 | 0 | 0 | 0 | 0 |
| Spencer | 1 | 0 | 0 | 0 | 0 |
| Campbell | 2 | 0 | 0 | 0 | 2 |
| Bianchin | 3 | 0 | 0 | 0 | 0 |
| Herron | 4 | 0 | 0 | 0 | 6 |
| Schultz | 3 | 0 | 0 | 0 | 2 |
| Bladon | 4 | 0 | 0 | 0 | 12 |
| Carlyle | 4 | 0 | 0 | 0 | 2 |
| TOTAL | 4 | 10 | 16 | 26 | 17-53 |

TORONTO

| PLAYER | GP | G | A | PTS | PIM |
|--------------|----------|-----------|-----------|-----------|--------------|
| Sittler | 4 | 3 | 3 | 6 | 6 |
| Salming | 4 | 3 | 2 | 5 | 2 |
| McKechnie | 4 | 2 | 3 | 5 | 0 |
| McDonald | 4 | 0 | 5 | 5 | 2 |
| Turnbull | 4 | 2 | 2 | 4 | 4 |
| Boutette | 4 | 2 | 1 | 3 | 6 |
| Saganiuk | 1 | 1 | 2 | 3 | 0 |
| Burrows | 4 | 1 | 2 | 3 | 0 |
| Jones | 4 | 1 | 2 | 3 | 4 |
| Maloney | 3 | 1 | 2 | 3 | 4 |
| Williams | 4 | 1 | 2 | 3 | 18 |
| Ellis | 3 | 1 | 1 | 2 | 0 |
| Butler | 4 | 0 | 2 | 2 | 0 |
| Stamler | 3 | 1 | 0 | 1 | 0 |
| Anderson | 2 | 0 | 1 | 1 | 0 |
| Palmateer | 3 | 0 | 1 | 1 | 0 |
| Monahan | 4 | 0 | 1 | 1 | 0 |
| Boudreau | 1 | 0 | 0 | 0 | 0 |
| Harrison | 1 | 0 | 0 | 0 | 0 |
| Quenneville | 1 | 0 | 0 | 0 | 0 |
| Johansen | 3 | 0 | 0 | 0 | 4 |
| Wilson | 3 | 0 | 0 | 0 | 0 |
| Hutchison | 4 | 0 | 0 | 0 | 10 |
| TOTAL | 4 | 19 | 32 | 51 | 27-60 |

GOALIES

| GOALIES | GP | MP | GA | SO | AVG |
|----------------|----------|------------|-----------|----------|-------------|
| Herron (1-2-0) | 4 | 220 | 16 | 0 | 4.36 |
| Millen (0-1-0) | 1 | 20 | 3 | 0 | 9.00 |
| TOTAL | 4 | 240 | 19 | 0 | 4.75 |

GOALIES

| GOALIES | GP | MP | GASO | AVG |
|-------------------|----------|------------|-------------|-------------|
| Palmateer (3-0-0) | 3 | 180 | 4 1 | 1.33 |
| Harrison (0-1-0) | 1 | 60 | 6 0 | 6.00 |
| TOTAL | 4 | 240 | 10 1 | 2.50 |

SCORING SUMMARIES

PITTSBURGH VS VANCOUVER

| 1978-79 | GP | W | L | T | PTS | GF | GA | PPG | SHG | PEN | PIM |
|------------|----|---|---|---|-----|----|----|-----|-----|-----|-----|
| PITTSBURGH | 4 | 3 | 1 | 0 | 6 | 24 | 16 | 4 | 3 | 26 | 64 |
| VANCOUVER | 4 | 1 | 3 | 0 | 2 | 16 | 24 | 3 | 0 | 28 | 76 |

AT PITTSBURGH (1-1-0)

Nov. 16 PGH. 6 (Herron)
 Dec. 16 VAN. 5 (Hanlon)
 Jan. 3 VAN. 5 (Wilson)
 Mar. 13 PGH. 9 (Herron)

AT VANCOUVER (2-0-0)

at VAN. 3 (Bromley)
 at PGH. 6 (Millen)
 at PGH. 3 (Millen)
 at VAN. 3 (Wilson/Bromley)

(Pittsburgh leads All Time Series (26-12-4))

GOALS BY PERIODS

SHOTS BY PERIODS

| | 1st | 2nd | 3rd | Total | 1st | 2nd | 3rd | Total |
|------------|-----|-----|-----|-------|-----|-----|-----|-------|
| PITTSBURGH | 10 | 9 | 5 | 24 | 55 | 55 | 51 | 161 |
| VANCOUVER | 2 | 8 | 6 | 16 | 32 | 42 | 37 | 111 |

PITTSBURGH

| PLAYER | GP | G | A | PTS | PIM |
|--------------|----------|-----------|-----------|-----------|--------------|
| Ferguson | 4 | 2 | 5 | 7 | 6 |
| Kindrachuk | 4 | 1 | 5 | 6 | 2 |
| Lee | 4 | 3 | 1 | 4 | 0 |
| Lonsberry | 4 | 3 | 1 | 4 | 4 |
| Kehoe | 3 | 2 | 2 | 4 | 0 |
| Sheppard | 3 | 2 | 2 | 4 | 0 |
| Schutt | 4 | 2 | 2 | 4 | 2 |
| Mahovlich | 3 | 1 | 3 | 4 | 4 |
| Malone | 4 | 1 | 3 | 4 | 4 |
| Bladon | 4 | 2 | 1 | 3 | 4 |
| Carlyle | 3 | 1 | 2 | 3 | 0 |
| Campbell | 3 | 0 | 3 | 3 | 5 |
| McAdam | 1 | 1 | 1 | 2 | 0 |
| Anderson | 3 | 1 | 1 | 2 | 16 |
| Chapman | 4 | 1 | 1 | 2 | 0 |
| Bianchin | 3 | 1 | 0 | 1 | 0 |
| Schultz | 3 | 0 | 1 | 1 | 0 |
| Stackhouse | 4 | 0 | 1 | 1 | 9 |
| Tallon | 4 | 0 | 1 | 1 | 2 |
| Paradise | 1 | 0 | 0 | 0 | 0 |
| Cossette | 2 | 0 | 0 | 0 | 2 |
| Herron | 2 | 0 | 0 | 0 | 4 |
| Millen | 2 | 0 | 0 | 0 | 0 |
| TOTAL | 4 | 24 | 36 | 60 | 26-64 |

VANCOUVER

| PLAYER | GP | G | A | PTS | PIM |
|--------------|----------|-----------|-----------|-----------|--------------|
| Lever | 4 | 4 | 3 | 7 | 0 |
| Sedlbauer | 4 | 3 | 2 | 5 | 0 |
| Gradin | 4 | 2 | 1 | 3 | 2 |
| Smyl | 3 | 1 | 2 | 3 | 4 |
| Gillis | 4 | 1 | 2 | 3 | 0 |
| Oddleifson | 3 | 1 | 1 | 2 | 2 |
| Martin | 4 | 1 | 1 | 2 | 6 |
| Eriksson | 1 | 0 | 2 | 2 | 0 |
| Holt | 2 | 0 | 2 | 2 | 20 |
| Kozak | 2 | 0 | 2 | 2 | 0 |
| Lindgren | 4 | 0 | 2 | 2 | 0 |
| Gassoff | 1 | 1 | 0 | 1 | 4 |
| Graves | 3 | 1 | 0 | 1 | 2 |
| Fraser | 4 | 1 | 0 | 1 | 5 |
| Grisdale | 1 | 0 | 1 | 1 | 0 |
| Manno | 1 | 0 | 1 | 1 | 0 |
| Tudor | 1 | 0 | 1 | 1 | 0 |
| Ververgaert | 2 | 0 | 1 | 1 | 5 |
| Kearns | 4 | 0 | 1 | 1 | 2 |
| Callander | 1 | 0 | 0 | 0 | 0 |
| Goodenough | 1 | 0 | 0 | 0 | 0 |
| Hanlon | 1 | 0 | 0 | 0 | 0 |
| Smith | 1 | 0 | 0 | 0 | 2 |
| Zetterstrom | 1 | 0 | 0 | 0 | 0 |
| Bromley | 2 | 0 | 0 | 0 | 0 |
| Wilson | 2 | 0 | 0 | 0 | 0 |
| Blight | 3 | 0 | 0 | 0 | 0 |
| McIlhargey | 4 | 0 | 0 | 0 | 7 |
| Snepsts | 4 | 0 | 0 | 0 | 11 |
| Bench | | | | | 4 |
| TOTAL | 4 | 16 | 25 | 41 | 28-76 |

GOALIES

| GOALIES | GP | MP | GA | SO | AVG |
|----------------|----------|------------|-----------|----------|-------------|
| Herron (2-0-0) | 2 | 120 | 6 | 0 | 3.00 |
| Millen (1-1-0) | 2 | 120 | 10 | 0 | 5.00 |
| TOTAL | 4 | 240 | 16 | 0 | 4.00 |

GOALIES

| GOALIES | GP | MP | GASO | AVG |
|-----------------|----------|------------|-------------|-------------|
| Wilson (1-0-0) | 2 | 71 | 6 0 | 5.07 |
| Hanlon (0-1-0) | 1 | 60 | 6 0 | 6.00 |
| Bromley (0-2-0) | 2 | 109 | 11 0 | 6.06 |
| TOTAL | 4 | 240 | 24 0 | 6.00 |

SCORING SUMMARIES

| 1978-79 | GP | W | L | T | PTS | GF | GA | PPG | SHG | PEN | PIM |
|------------|----|---|---|---|-----|----|----|-----|-----|-----|-----|
| PITTSBURGH | 8 | 4 | 3 | 1 | 9 | 32 | 28 | 11 | 0 | 65 | 181 |
| WASHINGTON | 8 | 3 | 4 | 1 | 7 | 28 | 32 | 6 | 0 | 55 | 158 |

AT PITTSBURGH (2-1-1)

| | | |
|---------|------------------|----------------------------|
| Oct. 21 | WASH. 1 (Wolfe) | at PGH. 5 (Herron) |
| Nov. 1 | PGH. 4 (Millen) | at WASH. 6 (Wolfe) |
| Nov. 29 | WASH. 3 (Bedard) | at PGH. 5 (Herron) |
| Dec. 1 | PGH. 7 (Herron) | at WASH. 4 (Bedard) |
| Jan. 20 | WASH. 5 (Inness) | at PGH. 2 (Millen) |
| Mar. 17 | PGH. 5 (Herron) | at WASH. 2 (Inness/Bedard) |
| Mar. 4 | WASH. 2 (Inness) | at PGH. 2 (Herron) |
| Apr. 8 | PGH. 2 (Herron) | at WASH. 5 (Inness) |

(Pittsburgh leads All Time Series (15-13-4))

PITTSBURGH VS WASHINGTON

| 1978-79 | GP | W | L | T | PTS | GF | GA | PPG | SHG | PEN | PIM |
|------------|----|---|---|---|-----|----|----|-----|-----|-----|-----|
| PITTSBURGH | 8 | 4 | 3 | 1 | 9 | 32 | 28 | 11 | 0 | 65 | 181 |
| WASHINGTON | 8 | 3 | 4 | 1 | 7 | 28 | 32 | 6 | 0 | 55 | 158 |

AT WASHINGTON (2-2-0)

| GOALS BY PERIODS | | | | | | SHOTS BY PERIODS | | | | | | | | |
|------------------|-----|-----|-----|-------|--|------------------|-----|-----|-------|--|-----|-----|-----|-------|
| | 1st | 2nd | 3rd | Total | | 1st | 2nd | 3rd | Total | | 1st | 2nd | 3rd | Total |
| PITTSBURGH | 8 | 13 | 11 | 32 | | 72 | 101 | 90 | 263 | | | | | |
| WASHINGTON | 10 | 9 | 9 | 28 | | 84 | 90 | 86 | 260 | | | | | |

| PITTSBURGH | | | | | | WASHINGTON | | | | | |
|------------|----|---|---|-----|-----|------------|----|---|---|-----|-----|
| PLAYER | GP | G | A | PTS | PIM | PLAYER | GP | G | A | PTS | PIM |
| Lee | 8 | 8 | 1 | 9 | 4 | Maruk | 8 | 5 | 4 | 9 | 19 |
| Malone | 8 | 3 | 3 | 6 | 4 | Charron | 8 | 5 | 3 | 8 | 0 |
| Stackhouse | 8 | 2 | 4 | 6 | 8 | Sirois | 7 | 3 | 4 | 7 | 0 |
| Carlyle | 8 | 1 | 5 | 6 | 20 | Rowe | 6 | 2 | 5 | 7 | 25 |
| Lonsberry | 8 | 3 | 2 | 5 | 2 | Green | 7 | 2 | 5 | 7 | 2 |
| Ferguson | 8 | 2 | 3 | 5 | 2 | Walter | 7 | 5 | 1 | 6 | 9 |
| Tallon | 4 | 0 | 6 | 6 | 2 | Edberg | 8 | 2 | 4 | 6 | 0 |
| Kindrachuk | 7 | 0 | 5 | 5 | 2 | Picard | 7 | 0 | 6 | 6 | 4 |
| Kehoe | 6 | 4 | 0 | 4 | 2 | Polis | 1 | 2 | 1 | 3 | 0 |
| Bianchin | 4 | 3 | 1 | 4 | 2 | Svensson | 7 | 0 | 3 | 3 | 2 |
| Mahovlich | 5 | 1 | 3 | 4 | 0 | Hextall | 3 | 1 | 1 | 2 | 4 |
| Schutt | 8 | 1 | 3 | 4 | 9 | Lofthouse | 4 | 1 | 1 | 2 | 0 |
| Chapman | 7 | 1 | 2 | 3 | 2 | Arnason | 3 | 0 | 2 | 2 | 2 |
| Bladon | 8 | 1 | 2 | 3 | 10 | Meehan | 1 | 0 | 1 | 1 | 0 |
| Cossette | 4 | 2 | 0 | 2 | 0 | Rissling | 1 | 0 | 1 | 1 | 4 |
| Anderson | 5 | 0 | 2 | 2 | 16 | Godin | 2 | 0 | 1 | 1 | 2 |
| Campbell | 7 | 0 | 2 | 2 | 22 | Riley | 2 | 0 | 1 | 1 | 19 |
| McAdam | 3 | 0 | 1 | 1 | 0 | Watson | 2 | 0 | 1 | 1 | 6 |
| Sheppard | 5 | 0 | 1 | 1 | 0 | Carroll | 3 | 0 | 1 | 1 | 2 |
| Herron | 6 | 0 | 1 | 1 | 2 | Scamurra | 3 | 0 | 1 | 1 | 4 |
| Hudson | 1 | 0 | 0 | 0 | 0 | Lane | 5 | 0 | 1 | 1 | 6 |
| Price | 1 | 0 | 0 | 0 | 2 | Labre | 6 | 0 | 1 | 1 | 6 |
| Spencer | 1 | 0 | 0 | 0 | 0 | Girard | 8 | 0 | 1 | 1 | 7 |
| Millen | 2 | 0 | 0 | 0 | 0 | Bouchard | 1 | 0 | 0 | 0 | 0 |
| Paradise | 2 | 0 | 0 | 0 | 0 | Burton | 1 | 0 | 0 | 0 | 2 |
| Schultz | 5 | 0 | 0 | 0 | 66 | Lalonde | 1 | 0 | 0 | 0 | 0 |
| Bench | | | | | 4 | Patey | 1 | 0 | 0 | 0 | 0 |
| | | | | | | Patrick | 1 | 0 | 0 | 0 | 0 |
| | | | | | | Wolfe | 2 | 0 | 0 | 0 | 0 |
| | | | | | | Bedard | 3 | 0 | 0 | 0 | 0 |
| | | | | | | Bergeron | 3 | 0 | 0 | 0 | 0 |
| | | | | | | Stewart | 3 | 0 | 0 | 0 | 2 |
| | | | | | | Inness | 4 | 0 | 0 | 0 | 0 |
| | | | | | | Lynch | 4 | 0 | 0 | 0 | 2 |
| | | | | | | Smith | 5 | 0 | 0 | 0 | 6 |
| | | | | | | Mulvey | 7 | 0 | 0 | 0 | 23 |

| TOTAL | GP | MP | GA | SO | AVG | TOTAL | GP | MP | GA | SO | AVG |
|----------------|----------|------------|-----------|----------|-------------|----------------|----------|------------|-----------|----------|-------------|
| Herron (4-1-1) | 6 | 360 | 17 | 0 | 2.83 | Inness (2-1-1) | 4 | 200 | 9 | 0 | 2.70 |
| Millen | 2 | 120 | 10 | 0 | 5.00 | Wolfe (1-1-0) | 2 | 120 | 9 | 0 | 4.50 |
| | | | | | | Bedard (0-2-0) | 3 | 160 | 13 | 0 | 4.88 |
| TOTAL | 8 | 480 | 28 | 0 | 3.50 | TOTAL | 8 | 480 | 32 | 0 | 4.00 |

PLAYOFFS

SCORING SUMMARIES

| 1978-79 | GP | W | L | T | PTS | GF | GA | PPG | SHG | PEN | PIM |
|------------|----|---|---|---|-----|----|----|-----|-----|-----|-----|
| PITTSBURGH | 3 | 2 | 1 | | 4 | 9 | 9 | 0 | 0 | 14 | 31 |
| BUFFALO | 3 | 1 | 2 | | 2 | 9 | 9 | 1 | 0 | 19 | 41 |

AT PITTSBURGH (0-1)

| | | |
|---------|-----------------|---------------------|
| Apr. 10 | PGH. 4 (Herron) | at BUF. 3 (Sauve) |
| Apr. 12 | BUF. 3 (Sauve) | at PGH. 1 (Herron) |
| Apr. 14 | PGH. 4 (Herron) | at BUF. 3 (Sauve)** |

** Overtime

PITTSBURGH VS BUFFALO

AT BUFFALO (2-0)

(Pittsburgh Won Preliminary Round 2-1)

| GOALS BY PERIODS | | | | | | SHOTS BY PERIODS | | | | | |
|------------------|-----|-----|-----|-----|-------|------------------|-----|-----|-----|-----|-------|
| | 1st | 2nd | 3rd | OVT | Total | | 1st | 2nd | 3rd | OVT | Total |
| PITTSBURGH | 2 | 2 | 4 | 1 | 9 | 22 | 34 | 20 | 1 | 77 | |
| BUFFALO | 4 | 3 | 2 | 0 | 9 | 35 | 29 | 27 | 1 | 102 | |

PITTSBURGH

| PLAYER | GP | G | A | PTS | PIM |
|--------------|----------|----------|-----------|-----------|--------------|
| Campbell | 3 | 1 | 4 | 5 | 8 |
| Ferguson | 3 | 2 | 1 | 3 | 0 |
| Hamilton | 1 | 2 | 0 | 2 | 0 |
| McAdam | 3 | 1 | 1 | 2 | 0 |
| Bladon | 3 | 0 | 2 | 2 | 0 |
| Lee | 3 | 0 | 2 | 2 | 0 |
| Sheppard | 3 | 0 | 2 | 2 | 0 |
| Chapman | 3 | 1 | 0 | 1 | 0 |
| Kindrachuk | 3 | 1 | 0 | 1 | 2 |
| Schutt | 3 | 1 | 0 | 1 | 2 |
| Cossette | 1 | 0 | 1 | 1 | 0 |
| Kehoe | 3 | 0 | 1 | 1 | 0 |
| Lonsberry | 3 | 0 | 1 | 1 | 9 |
| Malone | 3 | 0 | 1 | 1 | 2 |
| Hudson | 2 | 0 | 0 | 0 | 0 |
| Carlyle | 3 | 0 | 0 | 0 | 6 |
| Herron | 3 | 0 | 0 | 0 | 0 |
| Stackhouse | 3 | 0 | 0 | 0 | 2 |
| TOTAL | 3 | 9 | 16 | 25 | 14-31 |

BUFFALO

| PLAYER | GP | G | A | PTS | PIM |
|--------------|----------|----------|-----------|-----------|--------------|
| Robert | 3 | 2 | 2 | 4 | 4 |
| Martin | 3 | 0 | 3 | 3 | 0 |
| Dudley | 3 | 1 | 1 | 2 | 2 |
| Luce | 3 | 1 | 1 | 2 | 0 |
| Savard | 3 | 0 | 2 | 2 | 2 |
| Schultz | 3 | 0 | 2 | 2 | 4 |
| Boland | 3 | 1 | 0 | 1 | 2 |
| Korab | 3 | 1 | 0 | 1 | 4 |
| Perreault | 3 | 1 | 0 | 1 | 2 |
| Ramsay | 3 | 1 | 0 | 1 | 2 |
| Richard | 3 | 1 | 0 | 1 | 0 |
| Stewart | 1 | 0 | 1 | 1 | 0 |
| McKegney | 2 | 0 | 1 | 1 | 0 |
| Breitenbach | 3 | 0 | 1 | 1 | 4 |
| Schoenfeld | 3 | 0 | 1 | 1 | 0 |
| Seiling | 3 | 0 | 1 | 1 | 2 |
| Fogolin | 3 | 0 | 0 | 0 | 4 |
| Gare | 3 | 0 | 0 | 0 | 9 |
| Sauve | 3 | 0 | 0 | 0 | 0 |
| TOTAL | 3 | 9 | 16 | 25 | 19-41 |

GOALIES

| | | | | | |
|--------------|----------|------------|----------|----------|-------------|
| Herron (2-1) | 3 | 181 | 9 | 0 | 2.98 |
| TOTAL | 3 | 181 | 9 | 0 | 2.98 |

GOALIES

| | | | | | |
|--------------|----------|------------|----------|----------|-------------|
| Sauve (1-2) | 3 | 181 | 9 | 0 | 2.98 |
| TOTAL | 3 | 181 | 9 | 0 | 2.98 |

PLAYOFFS

SCORING SUMMARIES

| PITTSBURGH VS BOSTON | | | | | | | | | | | |
|----------------------|----|---|---|---|-----|----|----|-----|-----|-----|-----|
| 1978-79 | GP | W | L | T | PTS | GF | GA | PPG | SHG | PEN | PIM |
| PITTSBURGH | 4 | 0 | 4 | | 0 | 7 | 16 | 2 | 0 | 18 | 53 |
| BOSTON | 4 | 4 | 0 | | 8 | 16 | 7 | 3 | 1 | 22 | 61 |

AT PITTSBURGH (0-2)

| | | |
|---------|-------------------|----------------------|
| Apr. 16 | PGH. 2 (Herron) | at BOS. 6 (Cheevers) |
| Apr. 18 | PGH. 3 (Herron) | at BOS. 4 (Cheevers) |
| Apr. 21 | BOS. 2 (Cheevers) | at PGH. 1 (Herron) |
| Apr. 22 | BOS. 4 (Cheevers) | at PGH. 1 (Herron) |

AT BOSTON (0-2)

(Boston won Quarter Final Round (4-0))

| | GOALS BY PERIODS | | | | | SHOTS BY PERIODS | | | | |
|------------|------------------|-----|-----|-----|-------|------------------|-----|-----|-----|-------|
| | 1st | 2nd | 3rd | OVT | Total | 1st | 2nd | 3rd | OVT | Total |
| PITTSBURGH | 3 | 2 | 2 | | 7 | 34 | 28 | 27 | | 97 |
| BOSTON | 8 | 4 | 4 | | 16 | 39 | 42 | 39 | | 120 |

PITTSBURGH

| PLAYER | GP | G | A | PTS | PIM | BOSTON | GP | G | A | PTS | PIM |
|--------------|----------|----------|----------|-----------|--------------|--------------|----------|-----------|-----------|-----------|--------------|
| Kindrachuk | 4 | 3 | 1 | 4 | 5 | McNab | 4 | 3 | 3 | 6 | 0 |
| Bladon | 4 | 0 | 2 | 2 | 2 | Milbury | 4 | 1 | 5 | 6 | 5 |
| Hamilton | 4 | 1 | 0 | 1 | 0 | Middleton | 4 | 1 | 4 | 5 | 0 |
| McAdam | 4 | 1 | 0 | 1 | 0 | Marcotte | 4 | 3 | 1 | 4 | 4 |
| Schutt | 4 | 1 | 0 | 1 | 2 | Ratelle | 4 | 3 | 1 | 4 | 0 |
| Sheppard | 4 | 1 | 0 | 1 | 0 | Foster | 4 | 1 | 2 | 3 | 0 |
| Mahovich | 2 | 0 | 1 | 1 | 0 | Redmond | 4 | 1 | 2 | 3 | 0 |
| Kehoe | 4 | 0 | 1 | 1 | 0 | Cashman | 4 | 0 | 3 | 3 | 2 |
| Lee | 4 | 0 | 1 | 1 | 0 | Schmautz | 4 | 2 | 0 | 2 | 2 |
| Lonsberry | 4 | 0 | 1 | 1 | 0 | Miller | 4 | 1 | 0 | 1 | 4 |
| Paradise | 1 | 0 | 0 | 0 | 0 | Doak | 2 | 0 | 1 | 1 | 2 |
| Anderson | 2 | 0 | 0 | 0 | 0 | Jonathan | 4 | 0 | 1 | 1 | 2 |
| Cossette | 2 | 0 | 0 | 0 | 4 | Park | 4 | 0 | 1 | 1 | 0 |
| Campbell | 4 | 0 | 0 | 0 | 22 | Sims | 4 | 0 | 1 | 1 | 0 |
| Carlyle | 4 | 0 | 0 | 0 | 6 | Smith | 4 | 0 | 1 | 1 | 6 |
| Chapman | 4 | 0 | 0 | 0 | 2 | Wensink | 4 | 0 | 1 | 1 | 19 |
| Ferguson | 4 | 0 | 0 | 0 | 0 | Secord | 2 | 0 | 0 | 0 | 4 |
| Herron | 4 | 0 | 0 | 0 | 0 | Cheevers | 4 | 0 | 0 | 0 | 0 |
| Malone | 4 | 0 | 0 | 0 | 8 | O'Reilly | 4 | 0 | 0 | 0 | 11 |
| Stackhouse | 4 | 0 | 0 | 0 | 2 | | | | | | |
| TOTAL | 4 | 7 | 7 | 14 | 18-53 | TOTAL | 4 | 16 | 27 | 43 | 22-61 |

GOALIES

| | GP | MP | GA | SO | AVG | GOALIES | GP | MP | GA | SO | AVG |
|--------------|----------|------------|-----------|----------|-------------|----------------|----------|------------|----------|----------|-------------|
| Herron (0-4) | 4 | 240 | 15 | 0 | 3.75 | Cheevers (4-0) | 4 | 240 | 7 | 0 | 1.75 |
| TOTAL | 4 | 240 | 16 | 0 | 4.00 | TOTAL | 4 | 240 | 7 | 0 | 1.75 |

1970 PLAYOFFS

| DATE | CITY | RESULTS | WINNING GOAL | WINNING GOALIE |
|-------------------------------------|---------------|-------------------------|---------------|----------------|
| Apr. 8 | at Pittsburgh | Penguins 2, Oakland 1 | Harbaruk | Binkley |
| Apr. 9 | at Pittsburgh | Penguins 3, Oakland 1 | Boyer | Binkley |
| Apr. 11 | at Oakland | Penguins 5, Oakland 2 | Pronovost | Binkley |
| Apr. 12 | at Oakland | Penguins 3, Oakland 2* | Briere | Binkley |
| (Pittsburgh wins series 4-0) | | | | |
| Apr. 19 | at St. Louis | St. Louis 3, Penguins 1 | Goyette | Hall |
| Apr. 21 | at St. Louis | St. Louis 4, Penguins 1 | Keenan | Plante |
| Apr. 23 | at Pittsburgh | Penguins 3, St. Louis 2 | Briere | Binkley |
| Apr. 26 | at Pittsburgh | Penguins 2, St. Louis 1 | Briere | Smith |
| Apr. 28 | at St. Louis | St. Louis 3, Penguins 0 | St. Marseille | Plante |
| Apr. 30 | at Pittsburgh | St. Louis 4, Penguins 3 | Keenan | Hall |
| (St. Louis wins series 4-2) | | | | |

1972 PLAYOFFS

| | | | | |
|----------------------------------|---------------|------------------------|-----------|------------|
| Apr. 5 | at Chicago | Chicago 3, Penguins 1 | Pappin | Esposito |
| Apr. 6 | at Chicago | Chicago 3, Penguins 2 | Maki | Esposito |
| Apr. 8 | at Pittsburgh | Chicago 2, Penguins 0 | Bordeleau | Smith |
| Apr. 9 | at Pittsburgh | Chicago 6, Penguins 5* | Martin | Desjardins |
| (Chicago wins series 4-0) | | | | |

1975 PLAYOFFS

| | | | | |
|--------------------------------------|-----------------|----------------------------|-----------|--------|
| Apr. 8 | at Pittsburgh | Penguins 4, St. Louis 3 | Larouche | Inness |
| Apr. 10 | at St. Louis | Penguins 5, St. Louis 3 | Campbell | Inness |
| (Pittsburgh wins series 2-0) | | | | |
| Apr. 13 | at Pittsburgh | Penguins 5, NY Islanders 4 | Burrows | Inness |
| Apr. 15 | at Pittsburgh | Penguins 3, NY Islanders 1 | MacDonald | Inness |
| Apr. 17 | at NY Islanders | Penguins 6, NY Islanders 4 | Apps | Inness |
| Apr. 20 | at NY Islanders | NY Islanders 3, Penguins 1 | Gillies | Resch |
| Apr. 22 | at Pittsburgh | NY Islanders 4, Penguins 2 | Westfall | Resch |
| Apr. 24 | at NY Islanders | NY Islanders 4, Penguins 1 | Howatt | Resch |
| Apr. 26 | at Pittsburgh | NY Islanders 1, Penguins 0 | Westfall | Resch |
| (NY Islanders win series 4-3) | | | | |

1976 PLAYOFFS

| | | | | |
|----------------------------------|---------------|-----------------------|-----------|--------|
| Apr. 6 | at Toronto | Toronto 4, Penguins 1 | McDonald | Thomas |
| Apr. 8 | at Pittsburgh | Penguins 2, Toronto 0 | MacDonald | Plasse |
| Apr. 9 | at Toronto | Toronto 4, Penguins 0 | McKenny | Thomas |
| (Toronto wins series 2-1) | | | | |

1977 PLAYOFFS

| | | | | |
|----------------------------------|---------------|-----------------------|----------|-----------|
| Apr. 5 | at Pittsburgh | Toronto 4, Penguins 2 | Williams | Thomas |
| Apr. 7 | at Toronto | Penguins 6, Toronto 4 | Malone | Herron |
| Apr. 9 | at Pittsburgh | Toronto 5, Penguins 2 | McDonald | Palmateer |
| (Toronto wins series 2-1) | | | | |

1979 PLAYOFFS

| | | | | |
|-------------------------------------|---------------|------------------------|------------|----------|
| Apr. 10 | at Buffalo | Penguins 4, Buffalo 3 | Kindrachuk | Herron |
| Apr. 12 | at Pittsburgh | Buffalo 3, Penguins 1 | Richard | Sauve |
| Apr. 14 | at Buffalo | Penguins 4, Buffalo 3* | Ferguson | Herron |
| (Pittsburgh wins series 2-1) | | | | |
| Apr. 16 | at Boston | Boston 6, Penguins 2 | Milbury | Cheevers |
| Apr. 18 | at Boston | Boston 4, Penguins 3 | Miller | Cheevers |
| Apr. 21 | at Pittsburgh | Boston 2, Penguins 1 | Middleton | Cheevers |
| Apr. 22 | at Pittsburgh | Boston 4, Penguins 1 | Ratelle | Cheevers |
| (Boston wins series 4-0) | | | | |

* - Overtime

PITTSBURGH PLAYOFF CAREER SCORING

| NAME | GP | G | A | PTS | PIM |
|-------------------------|----|---|----|-----|-----|
| Jean Pronovost | 29 | 9 | 9 | 18 | 12 |
| Ron Schock | 29 | 2 | 12 | 14 | 23 |
| Ron Stackhouse | 22 | 4 | 7 | 11 | 14 |
| Pierre Larouche | 15 | 2 | 9 | 11 | 2 |
| Lowell MacDonald | 15 | 6 | 4 | 10 | 8 |
| Bob Kelly | 15 | 6 | 3 | 9 | 23 |
| Colin Campbell | 19 | 2 | 7 | 9 | 51 |
| Michel Briere | 10 | 5 | 3 | 8 | 17 |
| Syl Apps | 19 | 4 | 4 | 8 | 23 |
| Ken Schinkel | 13 | 6 | 1 | 7 | 4 |
| Vick Hadfield | 12 | 5 | 2 | 7 | 11 |
| Dean Prentice | 10 | 2 | 5 | 7 | 8 |
| Chuck Arnason | 9 | 2 | 4 | 6 | 4 |
| Rick Kehoe | 22 | 0 | 6 | 6 | 0 |
| Orest Kindrachuk | 7 | 4 | 1 | 5 | 7 |
| Nick Harbaruk | 14 | 3 | 1 | 4 | 20 |
| Duane Rupp | 10 | 2 | 2 | 4 | 8 |
| Dave Burrows | 19 | 1 | 3 | 4 | 16 |
| Tom Bladon | 7 | 0 | 4 | 4 | 2 |
| Keith McCreary | 11 | 0 | 4 | 4 | 6 |
| Bob Leiter | 4 | 3 | 0 | 3 | 0 |
| Jim Hamilton | 5 | 3 | 0 | 3 | 0 |
| George Ferguson | 7 | 2 | 1 | 3 | 0 |
| Gary McAdam | 7 | 2 | 1 | 3 | 0 |
| Blair Chapman | 10 | 2 | 1 | 3 | 9 |
| Gregg Sheppard | 7 | 1 | 2 | 3 | 0 |
| Wally Boyer | 10 | 1 | 2 | 3 | 0 |
| Greg Malone | 10 | 1 | 2 | 3 | 12 |
| Dunc McCallum | 10 | 1 | 2 | 3 | 12 |
| Bob Woytowich | 10 | 1 | 2 | 3 | 2 |
| Peter Lee | 7 | 0 | 3 | 3 | 0 |
| Jim Morrison | 8 | 0 | 3 | 3 | 10 |
| Bryan Hextall | 14 | 0 | 3 | 3 | 43 |
| Rod Schutt | 7 | 2 | 0 | 2 | 4 |
| Stan Gilbertson | 3 | 1 | 1 | 2 | 2 |
| Darryl Edestrand | 4 | 0 | 2 | 2 | 0 |
| Greg Polis | 4 | 0 | 2 | 2 | 0 |
| Ross Lonsberry | 7 | 0 | 2 | 2 | 9 |
| Glen Sather | 10 | 0 | 2 | 2 | 17 |
| Val Fonteyne | 14 | 0 | 2 | 2 | 2 |
| Mario Faubert | 3 | 1 | 0 | 1 | 2 |
| Pete Laframboise | 9 | 1 | 0 | 1 | 0 |
| Pete Mahovlich | 2 | 0 | 1 | 1 | 0 |
| Don Awrey | 3 | 0 | 1 | 1 | 0 |
| Wayne Bianchin | 3 | 0 | 1 | 1 | 6 |

PITTSBURGH PLAYOFF CAREER SCORING

| NAME | GP | G | A | PTS | PIM |
|-------------------------|-----------|-----------|------------|------------|------------|
| Jacques Cossette | 3 | 0 | 1 | 1 | 4 |
| Ed Van Impe | 3 | 0 | 1 | 1 | 2 |
| Tim Horton | 4 | 0 | 1 | 1 | 2 |
| Al McDonough | 4 | 0 | 1 | 1 | 0 |
| Eddie Shack | 4 | 0 | 1 | 1 | 15 |
| Russ Anderson | 5 | 0 | 1 | 1 | 14 |
| Barry Wilkins | 6 | 0 | 1 | 1 | 4 |
| Bob Paradise | 7 | 0 | 1 | 1 | 17 |
| Bob McManama | 8 | 0 | 1 | 1 | 6 |
| Dennis Owchar | 8 | 0 | 1 | 1 | 6 |
| Tracy Pratt | 10 | 0 | 1 | 1 | 51 |
| Mike Corrigan | 2 | 0 | 0 | 0 | 0 |
| Lex Hudson | 2 | 0 | 0 | 0 | 0 |
| Larry Bignell | 3 | 0 | 0 | 0 | 2 |
| Al Smith | 3 | 0 | 0 | 0 | 0 |
| Simon Nolet | 3 | 0 | 0 | 0 | 0 |
| Michel Plasse | 3 | 0 | 0 | 0 | 0 |
| Steve Cardwell | 4 | 0 | 0 | 0 | 2 |
| Jim Rutherford | 4 | 0 | 0 | 0 | 0 |
| Les Binkley | 7 | 0 | 0 | 0 | 0 |
| Bob Blackburn | 7 | 0 | 0 | 0 | 4 |
| Randy Carlyle | 7 | 0 | 0 | 0 | 12 |
| Gary Inness | 9 | 0 | 0 | 0 | 2 |
| Denis Herron | 10 | 0 | 0 | 0 | 5 |
| Lew Morrison | 13 | 0 | 0 | 0 | 0 |
| Bryan Watson | 14 | 0 | 0 | 0 | 38 |
| Bench | | | | | 2 |
| TOTAL | 36 | 87 | 138 | 225 | 577 |

PLAYOFF GOALTENDING

| NAME | GP | MP | GF | GA | ENG | SO | SAVES | AVG | W-L |
|----------------|-----------|-------------|-----------|------------|----------|----------|-------------|-------------|--------------|
| Les Binkley | 7 | 428 | 18 | 15 | 0 | 0 | 183 | 2.10 | 5-2 |
| Gary Inness | 9 | 540 | 27 | 24 | 3 | 0 | 271 | 2.67 | 5-4 |
| Michel Plasse | 3 | 180 | 3 | 8 | 0 | 1 | 85 | 2.67 | 1-2 |
| Al Smith | 3 | 180 | 5 | 10 | 0 | 0 | 79 | 3.33 | 1-2 |
| Denis Herron | 10 | 601 | 26 | 35 | 3 | 0 | 300 | 3.49 | 3-7 |
| Jim Rutherford | 4 | 240 | 8 | 14 | 0 | 0 | 131 | 3.50 | 0-4 |
| TOTAL | 36 | 2469 | 87 | 106 | 6 | 1 | 1049 | 2.72 | 15-21 |

PLAYOFF RECORDS TEAM RECORDS

MOST GOALS, BOTH TEAMS, ONE GAME: 11 - *Chicago 6, Pittsburgh 5*
(April 9, 1972)
FEWEST GOALS, BOTH TEAMS ONE GAME: 1 *NY Islanders 1, Pittsburgh 0*
(April 26, 1975)
MOST GOALS FOR, ONE GAME: 6 - *at NY Islanders* (April 17, 1975)
6 - *at Toronto* (April 7, 1977)
MOST GOALS AGAINST, ONE GAME: 6 - *vs Chicago* (April 9, 1972) (Ovt.)
6 - *at Boston* (April 16, 1979)
FEWEST GOALS FOR, ONE GAME: 0 - *vs Chicago* (April 8, 1972) -0 -*vs NY Islanders* (April 26, 1975) -0 - *at St. Louis* (April 28, 1970) -0 -*at Toronto*
(April 9, 1976)
FEWEST GOALS AGAINST, ONE GAME: 0 - *vs Toronto* (April 8, 1976)
MOST GOALS, BOTH TEAMS, ONE PERIOD: 6 - *at NY Islanders* (April 17, 1975)
(Pittsburgh 3, NY Islanders 3)
MOST GOALS FOR, ONE PERIOD: 4 - *vs Chicago* (April 9, 1972)
MOST GOALS AGAINST, ONE PERIOD: 3 - *six times Boston*
(last time April 16, 1979)

PENALTY RECORDS - SERIES

MOST PENALTIES, BOTH TEAMS: 89 - (1970) *Pittsburgh 49, St. Louis 40*
MOST PENALTY MINUTES, BOTH TEAMS: 306 - (1970) *Pittsburgh 162, St. Louis 144*
MOST PENALTIES, PITTSBURGH: 49 - (1970) *vs St. Louis*
MOST PENALTIES, OPPONENT: 40 - (1970) *vs St. Louis*
40 - (1975) *vs NY Islanders*
MOST PENALTY MINUTES, PITTSBURGH: 162 - (1970) *vs St. Louis*
MOST PENALTY MINUTES, OPPONENT: 144 - (1970) *vs St. Louis*

PENALTY RECORDS - GAME - BOTH TEAMS

MOST PENALTIES, HOME GAME: 17 - *Pittsburgh 9, NY Islanders 8*
(April 15, 1972) - *Pittsburgh 9, Toronto 8* (April 8, 1977)
MOST PENALTIES, AWAY GAME: 30 - *Pittsburgh 18, St. Louis 12* (April 19, 1970)
MOST PENALTY MINUTES, HOME GAME: 48 - *Pittsburgh 29, Toronto 19*
(April 9, 1977)
MOST PENALTY MINUTES, AWAY GAME: 149 - *Pittsburgh 83, St. Louis 66*
(April 19, 1970)

PENALTY RECORDS - PERIOD - BOTH TEAMS

MOST PENALTIES, ONE PERIOD: 16 - *Pittsburgh 10, St. Louis 6* (April 19, 1970)
MOST PENALTY MINUTES, ONE PERIOD: 80 - *Pittsburgh 40, St. Louis 40*
(April 19, 1970)

PENALTY RECORDS - PITTSBURGH

MOST PENALTIES, ONE GAME: 18 - *at St. Louis* (April 19, 1970)
MOST PENALTY MINUTES, ONE GAME: 83 - *at St. Louis* (April 19, 1970)
MOST PENALTIES, ONE PERIOD: 10 - *at St. Louis* (April 19, 1970)
MOST PENALTY MINUTES, ONE PERIOD: 40 - *at St. Louis* (April 19, 1970)

PENALTY RECORDS - OPPONENTS

MOST PENALTIES, ONE GAME: 12 - *at St. Louis* (April 19, 1970)
12 - *at Chicago* (April 5, 1972)
MOST PENALTY MINUTES, ONE GAME: 66 - *at St. Louis* (April 19, 1970)
MOST PENALTIES, ONE PERIOD: 7 - *at Chicago* (April 5, 1972)
MOST PENALTY MINUTES, ONE PERIOD: 40 - *at St. Louis* (April 19, 1970)

INDIVIDUAL RECORDS

MOST YEARS IN PLAYOFFS: 5 - *Ron Schock* and 5 - *Jean Pronovost*
MOST GAMES IN PLAYOFFS: 29 - *Ron Schock, 29 - Jean Pronovost, 22 - Ron Stackhouse, 22 - Rick Kehoe*
MOST GOALS IN PLAYOFFS: 9 - *Jean Pronovost, 6 - Lowell MacDonald, 6 - Bob Kelly, 6 - Ken Schinkel*
MOST ASSISTS IN PLAYOFFS: 12 - *Ron Schock, 9 - Jean Pronovost, 9 - Pierre Larouche, 7 - Ron Stackhouse, 7 - Colin Campbell*
MOST POINTS IN PLAYOFFS: 18 - *Jean Pronovost, 14 - Ron Schock, 11 - Ron Stackhouse, 11 - Pierre Larouche, 10 - Lowell MacDonald*
MOST PENALTY MINUTES IN PLAYOFFS: 51 - *Tracy Pratt, 51 - Colin Campbell, 43 - Bryan Hextall, 38 - Bryan Watson*
MOST POINTS, ONE PLAYOFF YEAR: 8 - *Michel Briere* (1970), 8 - *Bob Kelly* (1975), 8 - *Ron Stackhouse* (1975), 7 - *Jean Pronovost* (1970), 7 - *Dean Prentice* (1970), 7 - *Ken Schinkel* (1970), 7 - *Pierre Larouche* (1975)
MOST GOALS, ONE PLAYOFF YEAR: 5 - *Michel Briere* (1970), 5 - *Bob Kelly* (1975), 4 - *Ken Schinkel* (1970), 4 - *Vic Hadfield* (1975), 4 - *Lowell MacDonald* (1975), 4 - *Orest Kindrachuk* (1979)
MOST ASSISTS, ONE PLAYOFF YEAR: 6 - *Ron Schock* (1970), 6 - *Ron Stackhouse* (1975), 5 - *Dean Prentice* (1970), 5 - *Pierre Larouche* (1975)
MOST PENALTY MINUTES, ONE YEAR: 51 - *Tracy Pratt* (1970), 34 - *Bryan Hextall* (1970), 30 - *Colin Campbell* (1979)
MOST GAMES PLAYED, GOALIE: 10 *Denis Herron, 9 - Gary Inness*
MOST MINUTES PLAYED, GOALIE: 601 - *Denis Herron, 540 - Gary Inness*
MOST POINTS, DEFENSEMAN, YEAR: 8 - *Ron Stackhouse* (1975)
MOST GOALS, DEFENSEMAN, YEAR: 2 - *Duane Rupp* (1970)
2 - *Ron Stackhouse* (1975)
MOST ASSISTS, DEFENSEMAN, YEAR: 6 - *Ron Stackhouse* (1975)
MOST POINTS, ONE SERIES: 6 - *Michel Briere* (1970)
MOST GOALS, ONE SERIES: 4 - *Michel Briere* (1970), 4 - *Bob Kelly* (1975), 4 - *Lowell MacDonald* (1975)
MOST ASSISTS, ONE SERIES: 5 - *Ron Schock* (1970)
MOST PENALTY MINUTES, ONE SERIES: 43 - *Tracy Pratt* (1970)
MOST POINTS, ONE GAME: 3 - *Ken Schinkel* (April 11, 1970) (3g), 3 - *Dean Prentice* (April 11, 1970) (3a), 3 - *Lowell MacDonald* (April 15, 1975) (2g-1a), 3 - *Jean Pronovost* (April 15, 1975) (1g-2a)
MOST GOALS, ONE GAME: 3 - *Ken Schinkel* (April 11, 1970 at Oakland)
MOST ASSISTS, ONE GAME: 3 - *Dean Prentice* (April 11, 1970 at Oakland)
MOST PENALTY MINUTES, ONE GAME: 32 - *Tracy Pratt* (April 19, 1970 at St. Louis)

MOST POINTS, ONE PERIOD: 2 - several players
 MOST GOALS, ONE PERIOD: 2 - Ken Schinkel (April 11, 1970 at Oakland),
 2 - Ken Schinkel (April 9, 1972 vs Chicago), 2 - Chuck Arnason (April 8, 1975
 vs St. Louis)
 MOST ASSISTS, ONE PERIOD: 2 - several players
 MOST PENALTIES, ONE PERIOD: 4 - Bryan Hextall
 (April 19, 1970 at St. Louis)
 MOST PENALTY MINUTES, ONE PERIOD: 25 - Tracy Pratt
 (April 19, 1970 at St. Louis)
 MOST CONSECUTIVE WINS BY A GOALIE: 5 - Gary Inness (April 8-17, 1975)
 LONGEST OVERTIME GAME: 8:28 - (April 12, 1970 at Oakland)
 (Goal by Michel Briere of Pittsburgh)
 SHORTEST OVERTIME GAME: 0:12 - (April 9, 1972 vs Chicago)
 (Goal by Pit Martin of Chicago)
 MOST WINS IN A ROW: 5 - (April 8-17, 1975) 2 vs St. Louis & 3 vs NY Islanders)
 MOST LOSSES IN A ROW: 5 - (April 30, 1970 - April 9, 1972)
 (1 vs St. Louis & 4 vs Chicago)
 SHUTOUTS WINS: 2-0 (April 8, 1976 vs Toronto)
 SHUTOUTS LOSSES: 5-0 (April 28, 1970 at St. Louis), 2-0 (April 8, 1972 vs
 Chicago), 1-0 (April 26, 1975 vs NY Islanders), 4-0 (April 9, 1976 at Toronto)

1978-79 NHL STANDINGS PRINCE OF WALES CONFERENCE

NORRIS DIVISION

| | GP | W | L | T | PTS | GF | GA |
|-------------|----|----|----|----|-----|-----|-----|
| Montreal | 80 | 52 | 17 | 11 | 115 | 337 | 204 |
| PITTSBURGH | 80 | 36 | 31 | 13 | 85 | 281 | 279 |
| Los Angeles | 80 | 34 | 34 | 12 | 80 | 292 | 286 |
| Washington | 80 | 24 | 41 | 15 | 63 | 273 | 338 |
| Detroit | 80 | 23 | 41 | 16 | 62 | 252 | 295 |

ADAMS DIVISION

| | | | | | | | |
|-----------|----|----|----|----|-----|-----|-----|
| Boston | 80 | 43 | 23 | 14 | 100 | 316 | 270 |
| Buffalo | 80 | 36 | 28 | 16 | 88 | 280 | 263 |
| Toronto | 80 | 34 | 33 | 13 | 81 | 267 | 252 |
| Minnesota | 80 | 28 | 40 | 12 | 68 | 257 | 289 |

CLARENCE CAMPBELL CONFERENCE

PATRICK DIVISION

| | | | | | | | |
|--------------|----|----|----|----|-----|-----|-----|
| NY Islanders | 80 | 51 | 15 | 14 | 116 | 358 | 214 |
| Philadelphia | 80 | 40 | 25 | 15 | 95 | 281 | 248 |
| NY Rangers | 80 | 40 | 29 | 11 | 91 | 316 | 292 |
| Atlanta | 80 | 41 | 31 | 8 | 90 | 327 | 280 |

SMYTHE DIVISION

| | | | | | | | |
|-----------|----|----|----|----|----|-----|-----|
| Chicago | 80 | 29 | 36 | 15 | 73 | 244 | 277 |
| Vancouver | 80 | 25 | 42 | 13 | 63 | 217 | 291 |
| St. Louis | 80 | 18 | 50 | 12 | 48 | 249 | 348 |
| Colorado | 80 | 15 | 53 | 12 | 42 | 210 | 331 |

1979 STANLEY CUP PLAYOFFS

| DATE | CITY | RESULT | WINNING GOAL | WINNING GOALIE |
|--|--------------|------------------------------|--------------|----------------|
| (PRELIMINARY ROUND) | | | | |
| SERIES A | | | | |
| Apr. 10 | Philadelphia | Vancouver 3, Philadelphia 2 | Lever | Bromley |
| Apr. 12 | Vancouver | Philadelphia 6, Vancouver 4 | Leach | Moore |
| Apr. 14 | Philadelphia | Philadelphia 7, Vancouver 2 | Leach | Moore |
| Philadelphia wins Series A, 2 games to 1 | | | | |
| SERIES B | | | | |
| Apr. 10 | NY Rangers | NY Rangers 7, Los Angeles 1 | McEwen | Davidson |
| Apr. 12 | Los Angeles | NY Rangers 2, Los Angeles 1* | Esposito | Davidson |
| NY Rangers win Series B, 2 games to none | | | | |
| SERIES C | | | | |
| Apr. 10 | Atlanta | Toronto 2, Atlanta 1 | McKechnie | Palmateer |
| Apr. 12 | Toronto | Toronto 7, Atlanta 4 | Maloney | Palmateer |
| Toronto wins Series C, 2 games to none | | | | |
| SERIES D | | | | |
| Apr. 10 | Buffalo | Pittsburgh 4, Buffalo 3 | Kindrachuk | Herron |
| Apr. 12 | Pittsburgh | Buffalo 3, Pittsburgh 1 | Richard | Sauve |
| Apr. 14 | Buffalo | Pittsburgh 4, Buffalo 3* | Ferguson | Herron |
| Pittsburgh wins Series D, 2 games to 1 | | | | |

(QUARTER-FINALS)

SERIES E

| | | | | |
|---------|--------------|----------------------------|----------|-------|
| Apr. 16 | NY Islanders | NY Islanders 6, Chicago 2 | Trottier | Resch |
| Apr. 18 | NY Islanders | NY Islanders 1, Chicago 0* | Bossy | Smith |
| Apr. 20 | Chicago | NY Islanders 4, Chicago 0 | Harris | Resch |
| Apr. 22 | Chicago | NY Islanders 3, Chicago 1 | Westfall | Smith |

NY Islanders win Series E, 4 games to none

SERIES F

| | | | | |
|---------|----------|------------------------|----------|--------|
| Apr. 16 | Montreal | Montreal 5, Toronto 2 | Lemaire | Dryden |
| Apr. 18 | Montreal | Montreal 5, Toronto 1 | Lafleur | Dryden |
| Apr. 21 | Toronto | Montreal 4, Toronto 3* | Connor | Dryden |
| Apr. 22 | Toronto | Montreal 5, Toronto 4* | Robinson | Dryden |

Montreal wins Series F, 4 games to none

SERIES G

| | | | | |
|---------|------------|------------------------|-----------|----------|
| Apr. 16 | Boston | Boston 6, Pittsburgh 2 | Milbury | Cheevers |
| Apr. 18 | Boston | Boston 4, Pittsburgh 3 | Miller | Cheevers |
| Apr. 21 | Pittsburgh | Boston 2, Pittsburgh 1 | Middleton | Cheevers |
| Apr. 22 | Pittsburgh | Boston 4, Pittsburgh 1 | Ratelle | Cheevers |

Boston wins Series G, 4 games to none

SERIES H

| | | | | |
|---------|--------------|-------------------------------|-------------|----------|
| Apr. 16 | Philadelphia | Philadelphia 3, NY Rangers 2* | Linesman | Moore |
| Apr. 18 | Philadelphia | NY Rangers 7, Philadelphia 1 | Greschner | Davidson |
| Apr. 20 | NY Rangers | NY Rangers 5, Philadelphia 1 | Dn. Maloney | Davidson |
| Apr. 22 | NY Rangers | NY Rangers 6, Philadelphia 0 | Murdoch | Davidson |
| Apr. 24 | Philadelphia | NY Rangers 8, Philadelphia 3 | Vickers | Davidson |

NY Rangers win Series H, 4 games to 1

(SEMI-FINALS)

SERIES I

| | | | | |
|---------|--------------|-------------------------------|-----------|----------|
| Apr. 26 | NY Islanders | NY Rangers 4, NY Islanders 1 | Johnstone | Davidson |
| Apr. 28 | NY Islanders | NY Islanders 4, NY Rangers 3* | Potvin | Smith |
| May 1 | NY Rangers | NY Rangers 3, NY Islanders 1 | Esposito | Davidson |
| May 3 | NY Rangers | NY Islanders 3, NY Rangers 2* | Nystrom | Smith |
| May 5 | NY Islanders | NY Rangers 4, NY Islanders 3 | Hedberg | Davidson |
| May 8 | NY Rangers | NY Rangers 2, NY Islanders 1 | Greschner | Davidson |

NY Rangers win Series I, 4 games to 2

SERIES J

| | | | | |
|---------|----------|-----------------------|----------|---------|
| Apr. 26 | Montreal | Montreal 4, Boston 2 | Larouche | Dryden |
| Apr. 28 | Montreal | Montreal 5, Boston 2 | Tremblay | Dryden |
| May 1 | Boston | Boston 2, Montreal 1 | Park | Gilbert |
| May 3 | Boston | Boston 4, Montreal 3* | Ratelle | Gilbert |
| May 5 | Montreal | Montreal 5, Boston 1 | Lafleur | Dryden |
| May 8 | Boston | Boston 5, Montreal 2 | Cashman | Gilbert |
| May 10 | Montreal | Montreal 5, Boston 4* | Lambert | Dryden |

Montreal wins Series J, 4 games to 3

(FINALS)

SERIES K

| | | | | |
|--------|------------|---------------------------|------------|----------|
| May 13 | Montreal | NY Rangers 4, Montreal 1 | Greschner | Davidson |
| May 15 | Montreal | Montreal 6, NY Rangers 2 | Gainey | Dryden |
| May 17 | NY Rangers | Montreal 4, NY Rangers 1 | Risebrough | Dryden |
| May 19 | NY Rangers | Montreal 4, NY Rangers 3* | Savard | Dryden |
| May 21 | Montreal | Montreal 4, NY Rangers 1 | Lemaire | Dryden |

Montreal wins Stanley Cup, 4 games to 1

* - Overtime

ALL TIME GOALTENDING VS PITTSBURGH

MINUTES PLAYED

| | | | |
|------------------|------|----------------|-----|
| Rogie Vachon | 3281 | Rogie Vachon | 152 |
| Cesare Maniago | 2199 | Cesare Maniago | 105 |
| Bernie Parent | 2160 | Gary Smith | 99 |
| Tony Esposito | 2100 | Gilles Meloche | 99 |
| Ed Giacomin | 1900 | Tony Esposito | 88 |
| Gary Smith | 1741 | Doug Favell | 79 |
| Doug Favell | 1673 | Ron Low | 79 |
| Phil Myre | 1500 | Phil Myre | 78 |
| Gerry Desjardins | 1386 | Jim Rutherford | 78 |
| Gilles Meloche | 1380 | Ed Giacomin | 73 |

GOALS AGAINST

SHUTOUTS

| | | | |
|------------------|----|-----------------|------|
| Bernie Parent | 10 | Ernie Wakely | 1.80 |
| Rogie Vachon | 7 | Bernie Parent | 1.97 |
| Ed Giacomin | 7 | Bruce Gamble | 2.04 |
| Cesare Maniago | 5 | Glenn Hall | 2.18 |
| Bruce Gamble | 5 | Roy Edwards | 2.24 |
| Ernie Wakely | 4 | Ed Giacomin | 2.31 |
| Gerry Cheevers | 3 | Gerry Cheevers | 2.34 |
| Tony Esposito | 3 | Jacques Plante | 2.44 |
| Gerry Desjardins | 3 | Michel Larocque | 2.45 |
| Doug Favell | 2 | Tony Esposito | 2.51 |
| Dan Bouchard | 2 | | |

AVERAGE

WINS

| | | | |
|-----------------|----|------------------|----|
| Rogie Vachon | 29 | Rogie Vachon | 18 |
| Tony Esposito | 21 | Gilles Meloche | 15 |
| Bernie Parent | 21 | Doug Favell | 13 |
| Ed Giacomin | 20 | Gerry Desjardins | 13 |
| Cesare Maniago | 18 | Jim Rutherford | 13 |
| Ken Dryden | 15 | Cesare Maniago | 12 |
| Michel Larocque | 15 | Ron Low | 10 |
| Gerry Cheevers | 14 | Phil Myre | 10 |
| Ed Johnston | 13 | Tony Esposito | 10 |
| Roger Crozier | 11 | Bernie Parent | 9 |
| | | Dunc Wilson | 9 |

LOSSES

LIFETIME SHUTOUTS VS PITTSBURGH

| DATE | TEAM | SCORE | CITY | SAVES |
|--|--------------|-------|-----------------|-------|
| 10 - Bernie Parent - Philadelphia & Toronto | | | | |
| Oct. 17, 1968 | Philadelphia | 3-0 | at Philadelphia | 20 |
| Dec. 21, 1969 | Philadelphia | 4-0 | at Philadelphia | 28 |
| Oct. 17, 1970 | Philadelphia | 0-0 | at Pittsburgh | 30 |
| Feb. 23, 1972 | Toronto | 2-0 | at Toronto | 34 |
| Oct. 27, 1973 | Philadelphia | 6-0 | at Pittsburgh | 23 |
| Nov. 4, 1973 | Philadelphia | 7-0 | at Philadelphia | 29 |
| Dec. 22, 1974 | Philadelphia | 4-0 | at Pittsburgh | 24 |
| Mar. 13, 1975 | Philadelphia | 6-0 | at Philadelphia | 22 |
| Oct. 28, 1976 | Philadelphia | 3-0 | at Philadelphia | 21 |
| Oct. 20, 1977 | Philadelphia | 11-0 | at Philadelphia | 20 |
| 7 - Ed Giacomin - New York Rangers | | | | |
| Mar. 17, 1968 | NY Rangers | 3-0 | at New York | 20 |
| Mar. 8, 1970 | NY Rangers | 0-0 | at New York | 25 |
| Mar. 18, 1970 | NY Rangers | 2-0 | at Pittsburgh | 30 |
| Feb. 20, 1971 | NY Rangers | 2-0 | at Pittsburgh | 37 |
| Feb. 27, 1971 | NY Rangers | 4-0 | at Pittsburgh | 26 |
| Jan. 7, 1973 | NY Rangers | 3-0 | at New York | 24 |
| Nov. 18, 1973 | NY Rangers | 7-0 | at New York | 33 |
| 7 - Rogie Vachon - Los Angeles | | | | |
| Jan. 16, 1974 | Los Angeles | 2-0 | at Pittsburgh | 34 |
| Jan. 26, 1974 | Los Angeles | 2-0 | at Pittsburgh | 25 |
| Oct. 28, 1974 | Los Angeles | 2-0 | at Los Angeles | 23 |
| Nov. 23, 1974 | Los Angeles | 0-0 | at Pittsburgh | 32 |
| Mar. 22, 1975 | Los Angeles | 4-0 | at Los Angeles | 31 |
| Oct. 30, 1975 | Los Angeles | 4-0 | at Los Angeles | 21 |
| Mar. 2, 1977 | Los Angeles | 5-0 | at Pittsburgh | 26 |
| 5 - Cesare Maniago - Minnesota | | | | |
| Mar. 23, 1968 | Minnesota | 3-0 | at Minnesota | 31 |
| Dec. 12, 1970 | Minnesota | 1-0 | at Pittsburgh | 35 |
| Mar. 13, 1971 | Minnesota | 0-0 | at Pittsburgh | 31 |
| Oct. 28, 1971 | Minnesota | 2-0 | at Minnesota | 35 |
| Feb. 20, 1972 | Minnesota | 2-0 | at Minnesota | 40 |
| 5 - Bruce Gamble - Toronto & Philadelphia | | | | |
| Jan. 13, 1968 | Toronto | 7-0 | at Toronto | 33 |
| Jan. 25, 1969 | Toronto | 2-0 | at Pittsburgh | 30 |
| Dec. 6, 1969 | Toronto | 5-0 | at Toronto | 25 |
| Jan. 17, 1970 | Toronto | 4-0 | at Toronto | 38 |
| Jan. 30, 1972 | Philadelphia | 4-0 | at Philadelphia | 33 |
| 4 - Ernie Wakely - St. Louis | | | | |
| Nov. 13, 1969 | St. Louis | 4-0 | at St. Louis | 25 |
| Jan. 3, 1970 | St. Louis | 6-0 | at St. Louis | 26 |
| Nov. 19, 1970 | St. Louis | 1-0 | at Pittsburgh | 20 |
| Jan. 22, 1972 | St. Louis | 1-0 | at St. Louis | 25 |
| 3 - Gerry Cheevers - Boston | | | | |
| Oct. 19, 1969 | Boston | 4-0 | at Boston | 26 |
| Feb. 14, 1970 | Boston | 3-0 | at Pittsburgh | 35 |
| Nov. 24, 1976 | Boston | 4-0 | at Pittsburgh | 34 |

3 - Gerry Desjardines - Los Angeles & Buffalo

| | | | | |
|--|--------------|------|-----------------|----|
| Jan. 18, 1969 | Los Angeles | 4-0 | at Los Angeles | 30 |
| Oct. 22, 1969 | Los Angeles | 2-0 | at Los Angeles | 25 |
| Jan. 11, 1976 | Buffalo | 6-0 | at Buffalo | 28 |
| 3 - Tony Esposito - Chicago | | | | |
| Dec. 27, 1969 | Chicago | 3-0 | at Pittsburgh | 30 |
| Jan. 14, 1970 | Chicago | 5-0 | at Chicago | 28 |
| Feb. 7, 1971 | Chicago | 1-0 | at Chicago | 28 |
| 2 - Dan Bouchard - Atlanta | | | | |
| Jan. 18, 1978 | Atlanta | 1-0 | at Atlanta | 25 |
| Nov. 3, 1978 | Atlanta | 2-0 | at Atlanta | 25 |
| 2 - Doug Favell - Philadelphia | | | | |
| Oct. 17, 1967 | Philadelphia | 1-0 | at Philadelphia | 17 |
| Nov. 9, 1968 | Philadelphia | 3-0 | at Pittsburgh | 37 |
| 2 - Gary Smith - California & Chicago | | | | |
| Dec. 27, 1967 | California | 0-0 | at Pittsburgh | 34 |
| Jan. 8, 1972 | Chicago | 4-0 | at Pittsburgh | 24 |
| 1 - Roger Crozier - Buffalo | | | | |
| Nov. 12, 1972 | Buffalo | 1-0 | at Buffalo | 18 |
| 1 - Ken Dryden - Montreal | | | | |
| Apr. 2, 1975 | Montreal | 6-0 | at Montreal | 23 |
| 1 - Gary Edwards - Cleveland | | | | |
| Feb. 3, 1977 | Cleveland | 0-0 | at Cleveland | 22 |
| 1 - Roy Edwards - Detroit | | | | |
| Feb. 20, 1969 | Detroit | 3-0 | at Detroit | 26 |
| 1 - Gilles Gilbert - Boston | | | | |
| Mar. 27, 1977 | Boston | 3-0 | at Boston | 11 |
| 1 - Doug Grant - Detroit | | | | |
| Dec. 15, 1973 | Detroit | 2-0 | at Pittsburgh | 36 |
| 1 - Glen Hall - St. Louis | | | | |
| Feb. 12, 1969 | St. Louis | 2-0 | at St. Louis | 32 |
| 1 - Ed Johnston - Boston | | | | |
| Mar. 2, 1969 | Boston | 4-0 | at Boston | 19 |
| 1 - Michel Larocque - Montreal | | | | |
| Feb. 22, 1979 | Montreal | 12-0 | at Montreal | 25 |
| 1 - Mario Lessard - Los Angeles | | | | |
| Mar. 7, 1979 | Los Angeles | 4-0 | at Pittsburgh | 26 |
| 1 - Mike Palmateer - Toronto | | | | |
| Mar. 11, 1979 | Toronto | 4-0 | at Toronto | 39 |
| 1 - Jacques Plante - St. Louis | | | | |
| Nov. 19, 1969 | St. Louis | 4-0 | at Pittsburgh | 18 |
| 1 - Terry Sawchuk - New York Rangers | | | | |
| Feb. 1, 1970 | NY Rangers | 6-0 | at New York | 29 |
| 1 - Wayne Stephenson - Philadelphia | | | | |
| Mar. 13, 1977 | Philadelphia | 4-0 | at Philadelphia | 22 |
| 1 - Wayne Thomas - Toronto | | | | |
| Jan. 11, 1977 | Toronto | 2-0 | at Pittsburgh | 30 |
| 1 - Dunc Wilson - Toronto | | | | |
| Nov. 3, 1973 | Toronto | 6-0 | at Toronto | 33 |
| 1 - Lorne Worsley - Montreal | | | | |
| Feb. 16, 1969 | Montreal | 4-0 | at Pittsburgh | 36 |
| 1 - Ron Low & Jacques Plante - Toronto - combined shutout | | | | |
| Dec. 29, 1972 | Toronto | 4-0 | at Pittsburgh | 42 |

Low played all but 24 seconds of game

PITTSBURGH LIFETIME SHUTOUTS

| DATE | SCORE | OPPONENT | SAVES |
|---------------------------|-------|--------------------------|-------|
| 11 - Les Binkley | | | |
| Nov. 4, 1967 | 1-0 | at California | 31 |
| Dec. 23, 1967 | 4-0 | vs Minnesota | 23 |
| Dec. 27, 1967 | 0-0 | vs California | 24 |
| Jan. 28, 1968 | 1-0 | at Boston | 33 |
| Feb. 9, 1968 | 2-0 | vs St. Louis | 22 |
| Mar. 30, 1968 | 2-0 | vs Philadelphia (Quebec) | 23 |
| Nov. 12, 1969 | 3-0 | at Toronto | 31 |
| Dec. 10, 1969 | 2-0 | at Los Angeles | 29 |
| Mar. 25, 1970 | 2-0 | vs Minnesota | 25 |
| Oct. 17, 1970 | 0-0 | vs Philadelphia | 24 |
| Mar. 3, 1971 | 4-0 | vs Montreal | 33 |
| 5 - Dunc Wilson | | | |
| Nov. 13, 1976 | 1-0 | vs Philadelphia | 25 |
| Nov. 21, 1976 | 5-0 | vs Chicago | 25 |
| Jan. 19, 1977 | 3-0 | at Vancouver | 21 |
| Jan. 27, 1977 | 3-0 | at New York Rangers | 30 |
| Feb. 3, 1977 | 0-0 | at Cleveland | 22 |
| 4 - Al Smith | | | |
| Feb. 26, 1970 | 1-0 | vs Los Angeles | 30 |
| Mar. 8, 1970 | 0-0 | at New York Rangers | 33 |
| Dec. 8, 1970 | 4-0 | vs Toronto | 29 |
| Mar. 13, 1971 | 0-0 | vs Minnesota | 20 |
| 4 - Jim Rutherford | | | |
| Feb. 17, 1972 | 2-0 | at Buffalo | 23 |
| Jan. 20, 1973 | 3-0 | vs Boston | 26 |
| Feb. 20, 1973 | 4-0 | at New York Islanders | 34 |
| Feb. 24, 1973 | 2-0 | vs Chicago | 32 |
| 3 - Denis Herron | | | |
| Oct. 17, 1972 | 5-0 | at New York Islanders | 24 |
| Oct. 24, 1972 | 4-0 | at Vancouver | 23 |
| Mar. 9, 1977 | 3-0 | vs Colorado | 32 |
| 2 - Gary Inness | | | |
| Nov. 17, 1974 | 6-0 | vs Washington | 26 |
| Nov. 23, 1974 | 0-0 | vs Los Angeles | 30 |
| 2 - Joe Daley | | | |
| Feb. 19, 1969 | 3-0 | vs Boston | 41 |
| Mar. 23, 1969 | 5-0 | vs Minnesota | 32 |
| 2 - Michel Plasse | | | |
| Mar. 6, 1976 | 5-0 | vs Minnesota | 18 |
| Mar. 23, 1976 | 3-0 | vs Detroit | 29 |
| 2 - Greg Millen | | | |
| Dec. 13, 1978 | 3-0 | vs St. Louis | 33 |
| Jan. 16, 1979 | 5-0 | vs Minnesota | 25 |
| 1 - Andy Brown | | | |
| Mar. 24, 1974 | 8-0 | vs Detroit | 23 |
| 1 - Hank Bassen | | | |
| Nov. 15, 1967 | 5-0 | vs Philadelphia | 27 |

LIFETIME HAT TRICKS VS PITTSBURGH

| NAME - TEAM | DATE | GOALIE |
|-------------------------------------|---------------|-----------------------------|
| 3 - Stan Mikita - Chicago | Dec. 6, 1967 | Binkley (3) & Bassen (1) ** |
| | Feb. 11, 1970 | Smith |
| | Feb. 10, 1974 | Inness |
| 3 - Phil Esposito - Boston | Dec. 15, 1968 | Daley |
| | Dec. 6, 1970 | Binkley |
| | Mar. 6, 1971 | Smith |
| 2 - Brad Park - NY Rangers | Dec. 12, 1971 | Rutherford |
| | Feb. 12, 1972 | Rutherford |
| 2 - Dave Keon - Toronto | Jan. 17, 1970 | Binkley |
| | Nov. 20, 1974 | Inness |
| 2 - Guy Lafleur - Montreal | Dec. 7, 1974 | Johnson |
| | Jan. 26, 1975 | Plasse ** |
| 2 - Claude Larose - Montreal | Feb. 28, 1974 | Inness ** |
| | Feb. 8, 1977 | Wilson |
| 1 - Dave Balon - NY Rangers | Feb. 1, 1970 | Smith |
| 1 - Jean Beliveau - Montreal | Mar. 16, 1968 | Bassen (2) & ENG |
| 1 - Rick Blight - Vancouver | Oct. 6, 1976 | Laxton ** |
| 1 - Gene Carr - NY Rangers | Dec. 17, 1972 | Herron |
| 1 - Yvan Cournoyer - Montreal | Nov. 13, 1975 | Inness |
| 1 - Dick Duff - Montreal | Feb. 16, 1968 | Binkley |
| 1 - Stan Gilbertson - Washington | Apr. 6, 1975 | Johnson ** |
| 1 - Bill Goldsworthy - Minnesota | Mar. 23, 1974 | Inness |
| 1 - Butch Goring - Los Angeles | Nov. 24, 1977 | Herron |
| 1 - Dennis Hextall - Minnesota | Mar. 7, 1973 | Brown |
| 1 - Ken Hodge - Boston | Feb. 3, 1974 | Brown |
| 1 - Rejean Houle - Montreal | Jan. 17, 1973 | Newton |
| 1 - Gordie Howe - Detroit | Nov. 2, 1969 | Smith |
| 1 - Bobby Hull - Chicago | Nov. 14, 1968 | Binkley |
| 1 - Ted Irvine - St. Louis | Feb. 29, 1976 | Inness |
| 1 - Bobby Lalonde - Vancouver | Mar. 17, 1973 | Brown (2) & Newton (1) |
| 1 - Richard Martin - Buffalo | Jan. 3, 1974 | Rutherford |
| 1 - Dennis Maruk - California | Nov. 18, 1975 | Inness ** |
| 1 - Dale McCourt - Detroit | Feb. 18, 1979 | Millen (2) & Herron (1) |
| 1 - Ab McDonald - St. Louis | Nov. 19, 1969 | Binkley |
| 1 - H. Monahan - Washington | Nov. 12, 1975 | Inness |
| 1 - Wilf Paiement - Colorado | Feb. 6, 1977 | Herron |
| 1 - Darcy Rota - Atlanta | Apr. 1, 1979 | Herron (2) & Millen (1) |
| 1 - Don Saleski - Philadelphia | Mar. 13, 1977 | Herron |
| 1 - Eddie Shack - Buffalo | Mar. 31, 1971 | Newton |
| 1 - Brian Spencer - Toronto | Jan. 9, 1971 | Smith |
| 1 - Norm Ullman - Toronto | Dec. 28, 1971 | Binkley (2) & ENG |
| 1 - Mike Walton - Boston | Feb. 10, 1973 | Newton |
| PLAYOFF HAT TRICKS | | |
| 1 - Frank St. Marseille - St. Louis | Apr. 28, 1970 | Smith |
| 1 - Bobby Hull - Chicago | Apr. 9, 1972 | Rutherford |
| 1 - Lanny McDonald - Toronto | Apr. 9, 1977 | Herron |
| ** - Four Goal Game | | |

PITTSBURGH ALL-TIME HAT TRICKS

| NAME | DATE | GOALIE |
|----------------------|-------------------------------|-----------------------------|
| 4 - Lowell MacDonald | Nov. 15, 1972 vs Minnesota | Gilbert |
| | Nov. 13, 1973 vs Minnesota | Maniago |
| | Mar. 27, 1974 vs Minnesota | Worsley |
| | Feb. 21, 1976 vs Chicago | Villemure |
| 4 - Pierre Larouche | Mar. 12, 1975 vs Boston | Gilbert |
| | Feb. 8, 1976 at Vancouver | Smith (2) & Lockett (1) |
| | Feb. 21, 1976 vs Chicago | Villemure |
| 3 - Jean Pronovost | Feb. 19, 1977 at Toronto | Palmateer (1) & Thomas (2) |
| | Feb. 26, 1975 vs Washington | Belhumeur |
| 3 - Rick Kehoe | Nov. 12, 1975 at Washington | Wolfe |
| | Feb. 19, 1976 vs Toronto | Favell |
| 3 - Al McDonough | Feb. 15, 1975 at Toronto | Favell |
| | Feb. 19, 1976 vs Toronto | Favell |
| | Oct. 6, 1976 vs Vancouver | Maniago (2) & Ridley (1) |
| | Oct. 11, 1972 at St. Louis | Stephenson |
| 2 - Syl Apps | Nov. 18, 1972 vs Atlanta | Myre |
| | Nov. 22, 1972 vs St. Louis | Stephenson |
| | Dec. 13, 1972 vs NY Islanders | Desjardins |
| 2 - Bob Kelly | Dec. 17, 1975 at California | Meloche |
| | Mar. 24, 1974 vs Detroit | Grant |
| 2 - Ken Schinkel | Dec. 17, 1975 at California | Meloche |
| | Oct. 21, 1967 vs Chicago | Dejordy |
| | Feb. 4, 1970 vs Minnesota | Maniago (1) & Broderick (2) |
| 1 - Andy Bathgate | Oct. 18, 1967 vs Minnesota | Maniago (2) & Bauman (1) |
| 1 - Wayne Bianchin | Dec. 31, 1977 vs Cleveland | Edwards |
| 1 - Blair Chapman | Nov. 16, 1977 at Minnesota | Lopresti |
| 1 - Stan Gilbertson | Jan. 18, 1976 vs NY Rangers | Wilson (1) & Soetart (2) |
| 1 - Orest Kindrachuk | Mar. 4, 1979 at Colorado | Plasse |
| 1 - Bob Leiter | Dec. 1, 1971 vs Detroit | Smith (2) & Daley (1) |
| 1 - Pete Mahovlich | Nov. 30, 1977 vs Detroit | Low |
| 1 - Greg Malone | Mar. 28, 1979 vs NY Rangers | Soetart |
| 1 - Duane Rupp | Mar. 24, 1971 vs Detroit | Rutherford |
| 1 - Eddie Shack | Nov. 29, 1972 vs Toronto | Low |
| 1 - Glen Sather | Dec. 19, 1970 vs Detroit | McLeod (2) & ENG |
| 1 - Ron Stackhouse | Mar. 18, 1979 at NY Rangers | Thomas |

PLAYOFF HAT TRICKS

| | | |
|------------------|--------------------------|-------|
| 1 - Ken Schinkel | Apr. 11, 1970 at Oakland | Smith |
|------------------|--------------------------|-------|

1978-79 AWARD WINNERS

| | |
|------------------------------------|------------------------------|
| STANLEY CUP | Montreal Canadiens |
| PRINCE OF WALES TROPHY | Montreal Canadiens |
| CLARENCE S. CAMPBELL BOWL..... | NY Islanders |
| HART MEMORIAL TROPHY | Bryan Trottier, NY Islanders |
| CALDER MEMORIAL TROPHY..... | Bobby Smith, Minnesota |
| JAMES NORRIS MEMORIAL TROPHY | Denis Potvin, NY Islanders |
| ART ROSS TROPHY | Bryan Trottier, NY Islanders |
| CONN SMYTHE TROPHY | Bob Gainey, Montreal |
| LADY BYNG TROPHY | Bob MacMillan, Atlanta |
| BILL MASTERTON TROPHY..... | Serge Savard, Montreal |
| JACK ADAMS MEMORIAL TROPHY | Al Arbour, NY Islanders |
| FRANK J. SELKE TROPHY | Bob Gainey, Montreal |

ALL STARS

First Team Second Team

GOALIE

KEN DRYDEN
Montreal

GLENN RESCH
NY Islanders

DEFENSE

DENIS POTVIN
NY Islanders

BORJE SALMING
Toronto

LARRY ROBINSON
Montreal

SERGE SAVARD
Montreal

CENTER

BRYAN TROTTIER
NY Islanders

MARCEL DIONNE
Los Angeles

LEFT WING

CLARK GILLIES
NY Islanders

BILL BARBER
Philadelphia

RIGHT WING

GUY LAFLEUR
Montreal

MIKE BOSSY
NY Islanders

(SELECTED BY PROFESSIONAL HOCKEY WRITERS' ASSOCIATION)

PENGUIN AWARD WINNERS

MICHEL BRIERE MEMORIAL TROPHY ROOKIE OF THE YEAR

1978-79 Greg Millen & Rod Schutt
1977-78 Peter Lee
1976-77 Greg Malone
1974-75 Pierre Larouche
1973-74 Ron Lalonde
1971-72 Dave Burrows
1970-71 Greg Polis
1969-70 Michel Briere
1968-69 Jean Pronovost
1967-68 Les Binkley

BILL McCracken AWARD UNsung HERO

1978-79 George Ferguson
1977-78 Dave Schultz
1976-77 Wayne Bianchin
1975-76 Ron Stackhouse
1974-75 Gary Inness
1973-74 Ron Schock
1972-73 Lowell MacDonald
1970-71 Bob Blackburn
1969-70 Val Fonteyne

BUDWEISER AWARD LEADING POINT SCORER

1978-79 Greg Malone
1977-78 Jean Pronovost
1976-77 Jean Pronovost
1975-76 Pierre Larouche
1974-75 Ron Schock
1973-74 Syl Apps
1972-73 Syl Apps
1971-72 Syl Apps
1970-71 Bryan Hextall
1969-70 Dean Prentice
1968-69 Ken Schinkel
1967-68 Andy Bathgate

BRAUN BAKING CO. AWARD PLAYER'S PLAYER

1978-79 Greg Malone
1977-78 Denis Herron
1976-77 Denis Herron
1975-76 Jean Pronovost
1974-75 Ron Schock
1973-74 Jean Pronovost
1972-73 Lowell MacDonald
1971-72 Jean Pronovost
1970-71 Jean Pronovost
1969-70 Jean Pronovost &
Dean Prentice
1968-69 Val Fonteyne

MAX UNGER AWARD MOST VALUABLE PLAYER

1978-79 Ron Stackhouse &
Orest Kindrachuk
1977-78 Pete Mahovlich
1976-77 Dunc Wilson
1975-76 Pierre Larouche
1974-75 Ron Schock &
Ron Stackhouse
1973-74 Syl Apps, Dave Burrows,
Jean Pronovost & Lowell
MacDonald

1972-73 Dave Burrows
1971-72 Jean Pronovost
1970-71 Ron Schock
1969-70 Jean Pronovost
1968-69 Keith McCreary
1967-68 Les Binkley

JAMES G. BALMER AWARD CONTRIBUTION TO HOCKEY IN PITTSBURGH

1978-79 Baz Bastien
1977-78 Pete Mahovlich
1975-76 Ken Schinkel
1974-75 Jack Button
1973-74 Lowell MacDonald
1972-73 Jack Riley
1971-72 Pittsburgh Penguin
Partners

1970-71 Michel Briere
1969-70 Red Kelly
1968-69 Jimmy Jordan
1966-67 Baz Bastien

EQUIBANK GOAL SCORING AWARD

1978-79 Greg Malone
1977-78 Jean Pronovost
1976-77 Jean Pronovost
1975-76 Pierre Larouche
1974-75 Jean Pronovost
1973-74 Lowell MacDonald
1972-73 Al McDonough

BOOSTER CLUB AWARD STAR OF GAME LEADER

1978-79 Randy Carlyle
1977-78 Denis Herron
1976-77 Dunc Wilson
1975-76 Dave Burrows
1974-75 Vic Hadfield

PENGUINS ON THE ROAD

ATLANTA FLAMES

G.M. - Cliff Fletcher
Coach - Al MacNeil
P. R. - John Marshall
Arena - The Omni (15,191)
100 Techwood Dr. N.W.
Atlanta, Georgia 30303
Phone - (404) 681-2100
Hotel - Marriott Motor Hotel
Phone - (404) 659-6500

BOSTON BRUINS

G.M. - Harry Sinden
Coach - Fred Creighton
P. R. - Nate Greenberg
Arena - Boston Gardens (14,597)
150 Causeway St.
Boston, Massachusetts 02114
Phone - (617) 227-3209
Hotel - Cambridge Sonesta
Phone - (617) 491-3600

BUFFALO SABRES

G. M. - Scotty Bowman
Coach - Scotty Bowman
P. R. - Paul Wieland
Arena - Memorial Aud (16,433)
140 Main St.
Buffalo, New York 14202
Phone - (716) 856-7300
Hotel - Statler Hilton
Phone - (716) 856-1000

CHICAGO BLACK HAWKS

G. M. - Bob Pulford
Coach - Ed Johnston
P. R. - Don Murphy
Arena - Chicago Stadium (17,100)
1840 W. Madison Avenue
Chicago, Illinois 60612
Phone - (312) 733-5300
Hotel - Marriott Motor Hotel
Phone - (312) 693-4444

COLORADO ROCKIES

G. M. - Ray Miron
Coach - Don Cherry
P. R. - Kevin O'Brien
Arena - McNichols Arena (16,401)
One McNichols Plaza
Denver, Colorado 80204
Phone - (303) 573-1800
Hotel - Denver Hilton
Phone (303) 893-3333

DETROIT RED WINGS

G. M. - Ted Lindsay
Coach - Bobby Kromm
P. R. - Buddy Lynch/Al Coates
Arena - Olympia Stadium (16,200)
5920 Grand River Avenue
Detroit, Michigan 48208
Phone - (313) 895-6700
Hotel - Host International
Phone - (313) 941-9400

EDMONTON OILERS

G.M. - Larry Gordon
Coach - Glen Sather
P. R. - John Short
Arena - Edmonton Coliseum (15,248)
7424 118 Avenue
Edmonton, Alberta T5B 4M9
Phone - (403) 474-8561
Hotel - Edmonton Plaza
Phone - (403) 426-3636

HARTFORD WHALERS

G. M. Jack Kelley
Coach - Don Blackburn
P. R. - John Hewig
Arena - Springfield
Civic Center (7,625)
Phone - (203) 728-3366
Hotel - Springfield Marriott-
Bay State West
Phone - (413) 781-7111

LOS ANGELES KINGS

G. M. - George Maguire
Coach - Bob Berry
P. R. - John Wolf
Arena - The Forum (16,005)
3900 W. Manchester Blvd.
Inglewood, California 90301
Phone - (213) 674-6000
Hotel - Airport Park Hotel
Phone - (213) 673 - 5151

MINNESOTA NORTH STARS

G. M. - Lou Nanne
Coach - Glen Sonmor
P. R. - Dick Dillman
Arena - Met Sports Center (15,184)
7901 Cedar Avenue, North
Bloomington, Minnesota 55420
Phone - (612) 854-4411
Hotel - Marriott Motor Hotel
Phone - (612) 854-7441

MONTREAL CANADIENS

G. M. - Irving Grundman
 Coach - Bernie Geoffrion
 P. R. - Claude Mouton
 Arena - Montreal Forum (18,350)
 2313 St. Catherine St. West
 Montreal, Quebec H3H 1N2
 Phone - (514) 932-6131
 Hotel - Airport Hilton
 Phone - (514) 631-2411

NEW YORK ISLANDERS

G. M. — Bill Torrey
 Coach - Al Arbour
 P. R. - Jim Higgins
 Arena - Nassau Coliseum (15,317)
 Hempstead Turnpike
 Uniondale, New York 11553
 Phone - (516) 694-5522
 Hotel - Dec. 15 Sheraton Laguardia
 Phone - (212) 446-4800
 Hotel - Jan. 3 Island Inn
 Phone - (516) 741-4500

NEW YORK RANGERS

G. M. - Fred Shero
 Coach - Fred Shero
 P. R. - John Halligan
 Arena - Madison Sq. Garden (17,500)
 4 Pennsylvania Plaza
 New York, New York 10001
 Phone - (212) 563-8000
 Hotel - New York Statler
 Phone - (212) 736-5000

PHILADELPHIA FLYERS

G. M. - Keith Allen
 Coach - Pat Quinn
 P. R. - Joe Kadlec
 Arena - The Spectrum (17,077)
 Pattison Place
 Philadelphia, PA 19148
 Phone - (215) 465-4500
 Hotel - Hilton
 Phone - (215) 755-9500

QUEBEC NORDIQUES

G. M. - Maurice Filion
 Coach - Jacques Demers
 P. R. - Denis Caron
 Arena - Quebec Coliseum (10,004)
 Hotel - Chateau Frontenac
 Phone - (418) 692-3861

ST. LOUIS BLUES

G. M. - Emile Francis
 Coach - Barclay Plager
 P. R. - Susie Mathieu
 Arena - The Arena (18,006)
 5700 Oakland Avenue
 St. Louis, Missouri 63110
 Phone - (314) 781-5300
 Hotel - Marriott Pavilion
 Phone - (314) 421-1776

TORONTO MAPLE LEAFS

G. M. - Punch Imlach
 Coach - Floyd Smith
 P. R. - Stan Obodiac
 Arena - Maple Leaf Gardens (16,485)
 60 Carlton St.
 Toronto, Ontario M5B 1L1
 Phone - (416) 368-1641
 Hotel - Hotel Toronto
 Phone - (416) 869-3456

VANCOUVER CANUCKS

G. M. - Jake Milford
 Coach - Harry Neale
 P. R. - Norm Jewison
 Arena - Pacific Coliseum (15,613)
 100 North Renfrew St.
 Vancouver, B.C. V5K 3N7
 Phone - (604) 254-5141
 Hotel - Hotel Vancouver
 Phone - (604) 684-3131

WASHINGTON CAPITALS

G. M. — Max McNab
 Coach - Danny Belisle
 P. R. - Pierce Gardner
 Arena - Capital Centre (18,130)
 Landover, Maryland 20786
 Phone - (301) 350-3400
 Hotel - Internation Hotel -
 Baltimore
 Phone - (301) 761-7700

WINNIPEG JETS

G. M. John Ferguson
 Coach - Tom McVie
 P. R. - Ken Fenson
 Arena - Winnipeg Arena (15,430)
 Phone - (204) 772-9491
 Hotel - Winnipeg Inn
 Phone - (204) 957-1350

NHL MONTREAL

President - John Zeigler
 Executive Vice Pres. - Brian O'Neill
 Information & Statistics -
 Ron Andrews/Mike Griffin
 920 Sun Life Building
 Montreal, Quebec H3B 2W2
 Phone - (514) 871-9220

NHL NEW YORK

President - Gil Stein
 Vice President - Jack Driscoll
 Public Relations -
 Bob Casey/Pat Dillon
 1221 Avenue of the Americas
 New York, New York 10020
 Phone - (212) 398-1100

NHL TORONTO

Referee-in-Chief - Scotty Morrison
 Suite 202
 1 Greensboro Drive
 Rexdale, Ontario M9W 1C8
 Phone - (416) 245-2926

1979-80 WORLD HOCKEY ASSOCIATION

| TEAM | GP | W | L | T | PTS | GF | GA |
|---------------------|----|----|----|---|-----|-----|-----|
| Edmonton Oilers | 80 | 48 | 30 | 2 | 98 | 340 | 266 |
| Quebec Nordiques | 80 | 41 | 34 | 5 | 87 | 288 | 271 |
| Winnipeg Jets | 80 | 39 | 35 | 6 | 84 | 307 | 306 |
| Hartford Whalers | 80 | 37 | 34 | 9 | 83 | 298 | 287 |
| Cincinnati Stingers | 80 | 33 | 41 | 6 | 72 | 274 | 284 |
| Birmingham Bulls | 80 | 32 | 42 | 6 | 70 | 286 | 311 |

1979-80 AVCO CUP PLAYOFFS

Series "A" Hartford Whalers defeated Cincinnati Stingers
 two games to one

Series "B" Edmonton Oilers defeated Hartford Whalers four games
 to three

Series "C" Winnipeg Jets defeated Quebec Nordiques four games
 to none

Series "D" Winnipeg Jets defeated Edmonton Oilers four games
 to two

AVCO WORLD TROPHY CHAMPIONS

1979-80 Winnipeg Jets coached by Tommy McVie

1978-79 Winnipeg Jets coached by Larry Hillman

1977-78 Quebec Nordiques coached by Marc Boileau

1976-77 Winnipeg Jets coached by Bobby Kromm

1975-76 Houston Aeros coached by Bill Dineen

1974-75 Houston Aeros coached by Bill Dineen

1973-74 Hartford Whalers coached by Jack Kelley

1979-80 WORLD HOCKEY ASSOCIATION SCORING

| NAME - TEAM | GP | G | A | PTS | PIM |
|---------------------------|----|----|----|-----|-----|
| Real Cloutier, Quebec | 77 | 75 | 54 | 129 | 48 |
| Robbie Ftorek, Cincinnati | 80 | 39 | 77 | 116 | 87 |
| Wayne Gretzky, Edmonton | 80 | 46 | 64 | 110 | 19 |
| Mark Howe, Hartford | 77 | 42 | 65 | 107 | 32 |
| Kent Nilsson, Winnipeg | 78 | 39 | 68 | 107 | 8 |
| Morris Lukowich, Winnipeg | 80 | 65 | 34 | 99 | 119 |
| Marc Tardif, Quebec | 74 | 41 | 55 | 96 | 98 |
| Andre Lacroix, Hartford | 78 | 32 | 56 | 88 | 34 |
| Peter Sullivan, Winnipeg | 80 | 46 | 40 | 86 | 24 |
| Terry Ruskowski, Winnipeg | 75 | 20 | 66 | 86 | 211 |
| Serge Bernier, Quebec | 65 | 36 | 46 | 82 | 71 |
| Rich Leduc, Quebec | 74 | 35 | 41 | 76 | 44 |
| Mike Rogers, Hartford | 80 | 27 | 45 | 72 | 31 |
| Blair MacDonald, Edmonton | 80 | 34 | 37 | 71 | 44 |
| Reg Thomas, Cincinnati | 80 | 32 | 39 | 71 | 22 |

WHA LEAGUE LEADERS

| | | |
|-------------------|---------------------------|-----|
| Goals | Real Cloutier, Quebec | 75 |
| | Morris Lukowich, Winnipeg | 65 |
| Assists | Robbie Ftorek, Cincinnati | 77 |
| | Kent Nilsson, Winnipeg | 68 |
| Penalty Minutes | Scott Campbell, Winnipeg | 248 |
| | Rick Vaive, Birmingham | 248 |
| Power Play Goals | Peter March, Cincinnati | 23 |
| | Real Cloutier, Quebec | 21 |
| Shorthanded Goals | Mark Howe, Hartford | 6 |

LEADING GOALTENDERS

| NAME - TEAM | GP | GA | SO | AVG |
|-------------------------|----|-----|----|------|
| Dave Dryden, Edmonton | 63 | 170 | 3 | 2.89 |
| Richard Brodeur, Quebec | 42 | 126 | 3 | 3.11 |
| Jim Corsi, Quebec | 40 | 126 | 3 | 3.30 |
| Al Smith, Hartford | 40 | 132 | 1 | 3.31 |

POSITION RECORDS

| CENTER | DEFENSE |
|--|---|
| Most Goals, One Season 53 Pierre Larouche (1975-76) | Most Goals, One Season 15 Darryl Edestrand (1972-73) Ron Stackhouse (1974-75) |
| Most Goals, Career 151 Syl Apps | Most Goals, Career 52 Ron Stackhouse |
| Most Assists, One Season 67 Syl Apps (1975-76) | Most Assists, One Season 60 Ron Stackhouse (1975-76) |
| Most Assists, Career 349 Syl Apps | Most Assists, Career 202 Ron Stackhouse |
| Most Points, One Season 111 Pierre Larouche (1975-76) | Most Points, One Season 71 Ron Stackhouse (1975-76) |
| Most Points, Career 500 Syl Apps | Most Points, Career 254 Ron Stackhouse |
| Most Penalty Min., One Season . 133 Bryan Hextall (1970-71) | Most Penalty Min., One Season . 212 Bryan Watson (1971-72) |
| Most Penalty Minutes, Career ... 498 Bryan Hextall | Most Penalty Minutes, Career ... 871 Bryan Watson |

LEFT WING

| |
|---|
| Most Goals, One Season 43 Lowell MacDonald (1973-74) |
| Most Goals, Career 140 Lowell MacDonald |
| Most Assists, One Season 43 Lowell MacDonald (1975-76) |
| Most Assists, Career 166 Lowell MacDonald |
| Most Points, One Season 82 Lowell MacDonald (1973-74) |
| Most Points, Career 306 Lowell MacDonald |
| Most Penalty Min., One Season . 378 Dave Schultz (1977-78) |
| Most Penalty Minutes, Career ... 535 Dave Schultz |

RIGHT WING

| |
|--|
| Most Goals, One Season 52 Jean Pronovost (1975-76) |
| Most Goals, Career 316 Jean Pronovost |
| Most Assists, One Season 52 Jean Pronovost (1975-76) |
| Most Assists, Career 287 Jean Pronovost |
| Most Points, One Season 104 Jean Pronovost (1975-76) |
| Most Points, Career 603 Jean Pronovost |
| Most Penalty Min., One Season . 108 Nick Harbaruk (1970-71) |
| Most Penalty Minutes, Career ... 306 Jean Pronovost |

GOALTENDERS

| | |
|---|--|
| Most Games Played, 1 Season .. 60 Denis Herron (1977-78) | Most Games Played, Career 196 Les Binkley |
| Most Shutouts, One Season 6 Les Binkley (1967-68) | Most Shutouts, Career 11 Les Binkley |

PITTSBURGH Penguins



1979-80 AWAY SCHEDULE

| DAY | DATE | OPPONENT | TIME | |
|-----------|-------------|--------------|-------|--|
| Sunday | October 14 | Boston | 7:05 | |
| Sunday | October 21 | NY Rangers | 7:35 | |
| Wednesday | October 24 | Buffalo | 8:05 | |
| Thursday | October 25 | Montreal | 8:05 | |
| Sunday | November 11 | NY Rangers | 7:35 | |
| Thursday | November 15 | Los Angeles | 11:05 | |
| Friday | November 16 | Vancouver | 11:05 | |
| Sunday | November 18 | Winnipeg | 8:35 | |
| Friday | November 23 | Atlanta | 8:05 | |
| Friday | November 30 | Hartford | 7:35 | |
| Friday | December 7 | Washington | 8:05 | |
| Tuesday | December 11 | St. Louis | 9:05 | |
| Saturday | December 15 | NY Islanders | 8:05 | |
| Sunday | December 16 | Quebec | 7:35 | |
| Wednesday | December 19 | Chicago | 8:35 | |
| Thursday | December 20 | Philadelphia | 8:05 | |
| Friday | December 28 | Atlanta | 8:05 | |
| Monday | December 31 | Minnesota | 8:35 | |
| Thursday | January 3 | NY Islanders | 8:05 | |
| Monday | January 7 | Toronto | 8:05 | |
| Thursday | January 17 | Hartford | 7:35 | |
| Wednesday | January 23 | Edmonton | 10:05 | |
| Thursday | January 24 | Colorado | 9:35 | |
| Sunday | January 27 | Boston | 7:05 | |
| Thursday | January 31 | Detroit | 7:35 | |
| Thursday | February 7 | Buffalo | 8:05 | |
| Sunday | February 10 | Chicago | 4:05 | |
| Wednesday | February 13 | Toronto | 8:05 | |
| Saturday | February 16 | Montreal | 8:05 | |
| Sunday | February 17 | Philadelphia | 7:05 | |
| Sunday | February 24 | Quebec | 7:35 | |
| Monday | March 3 | St. Louis | 9:05 | |
| Sunday | March 9 | Detroit | 7:05 | |
| Tuesday | March 18 | Minnesota | 8:35 | |
| Friday | March 21 | Edmonton | 10:05 | |
| Sunday | March 23 | Winnipeg | 3:35 | |
| Tuesday | March 25 | Vancouver | 11:05 | |
| Thursday | March 27 | Los Angeles | 11:05 | |
| Friday | March 28 | Colorado | 9:35 | |
| Tuesday | April 1 | Washington | 7:35 | |

all times — Pittsburgh time

— Televised game on WPGH-TV (Channel 53)