


TABLE OF CONTENTS

PITTSBURGH PENGUINS



1991-92 Guide & Record Book

Editor: Cindy Himes
 Assistant Editor: Harry Sanders
 Photography: Denny Cavanaugh
 Bruce Bennett
 Paul Bereswill
 Cover Art: Vance, Wright,
 Adams & Associates
 Inc.
 Printer: Herrmann
 Printing



Cover Features: Stanley Cup
 Championship Season

AHL Standings	129
Alignment-NHL	96
All-Star Games	205
All-Time Goaltending vs Pittsburgh	171
All-Time Leaders	133
All-Time Leaders-Opponents	158
All-Time Roster	176
Attendance Records	203
Award Winners-NHL 90-91	204
Best Seasons	141
Captains	132
Career Scoring	136
Coaches	132
Coaches & Records	134
Coffey Career Highlights	75
Dates in Penguins History	174
Draft Selections	89
Fastest Goals	158
Future Penguins	82
Game-by-Game Results	104
General Managers	132
Goaltenders Year-by-Year	156
Hat Tricks	166
IHL Standings	129
Individual Records	152
Jersey Numbers	178
Lemieux Career Highlights	74
Media Information	16
Multiple-Point Games	99
Muskegon Lumberjacks Directory	15
Muskegon Lumberjacks Schedule	130
NHL Final Standings 90-91	98
On The Road	206
Overtime Records	162
Patrick Div. Daily Standing	106
Penalty Shots	180
Penguin Award Winners	182
Penguins Scoring 90-91	101
Player Bios	18
Players In The System	76
Player Origin	93
Playoff Records	196
Playoff Results-Pittsburgh	184
Playoff Scoring All-Time	194
Playoff Scoring Leaders-NHL 91	186
Recap 90-91	98
Roster 91-92	94
Scoring Leaders-NHL 90-91	99
Season Openers	181
Shutouts	163
Stanley Cup Playoffs Results 91	192
Streaks	161
Supplemental Draft Picks	88
Team-By-Team Records	160
Team Records	145
Team Scoring Summaries 90-91	108
Year-By-Year Leaders	142

For additional copies, mail \$7.50 plus \$1.50
 postage to Pittsburgh Penguins Media
 Guide, Civic Arena, Pittsburgh, PA 15219.

PITTSBURGH PENGUINS, INC.

Civic Arena
Pittsburgh, PA 15219

Phone: (412) 642-1800
FAX: (412) 261-0382


Chairman of the Board	Edward J. DeBartolo, Sr.
President	Marie Denise DeBartolo York
Secretary & Treasurer	Anthony W. Liberati
Vice-President & General Counsel	Paul Martha
General Manager	Craig Patrick
Director of Player Development & Recruitment	Scott Bowman
Head Coach	Bob Johnson
Asst. Coaches	Rick Kehoe, Rick Paterson, Barry Smith
Trainer	Skip Thayer
Conditioning Coach	John Welday
Equipment Manager	Steve Latin
Scouts	Greg Malone, Les Binkley, Pierre McGuire, John Gill, Charlie Hodge, Ralph Cox, Gilles Meloche
Vice President, Communications & Sales	Bill Strong
Business Manager	Ed Walter
Vice President, Marketing	Tinsy Labrie
Vice President, Building Operations	Jim Sacco
Purchasing Agent	Dana Backstrom
Director of Press Relations	Cindy Himes
Ass't Director of Press Relations	Harry Sanders
Executive Secretary	Michele Colaanni
Director of Ticket Sales	Jeff Mercer
Box Office Manager	Carol Coulson
Director of Advertising Sales	Dave Peart
Broadcast Coordinator	Linda Raison
Director of Promotions	Sharon Sirpilla
Director of Advertising & Publishing	Emily Nordstrom
Marketing Staff	Terri Young, Steve Swetoha, Chuck Saller
Director of Amateur Hockey	George Kirk
Receptionist	Christine Span
Team Physician	Dr. Charles Burke
Team Dentists	Dr. Raymond Rainka, Dr. Ronald Linaburg & Dr. David Donatelli

GENERAL INFORMATION

Executive Offices	Civic Arena, Gate # 2
Location of Press Box	East Side of Building
Dimensions of Rink	200 feet by 85 feet
Seating Capacity	16,164
Club Trains at	Pittsburgh, PA
Club Colors	Black, Gold and White
Radio Station	KDKA (1020 AM)
Television Station	KDKA-TV (Channel 2)
Cable Station	KBL Sports Network
Play-by-Play Announcer	Mike Lange
Color Commentator	Paul Steigerwald
TV/Cable Producer/Director	Doug Kennedy
Ticket Information	(412) 642-1955
Location of Penguins Season Ticket Office	Civic Arena, Gate #6

**FOR PENGUINS SEASON TICKETS AND GROUP SALES
INFORMATION, CALL 642-PENS OR 642-1985.**

Among the most prominent figures in American business, Edward J. DeBartolo and his family are among the nation's largest investors in sports enterprises. DeBartolo first became involved with the Penguins on April 5, 1978, after acquiring one-third ownership of the team a year earlier. Over the past thirteen seasons, he has taken an active role in building the franchise to the Stanley Cup Champion status that it holds today. Additionally, his firm, The Edward J. DeBartolo Corporation, manages the Civic Arena, home ice of the Penguins.



EDWARD J. DEBARTOLO
Chairman of the
Executive Committee

In addition to the Penguins, the DeBartolo family has also brought success to their holdings in professional football and thoroughbred racing. The San Francisco 49ers of the National Football League (directed/operated by Edward J. DeBartolo, Jr.) have won four Super Bowl championships, a feat which has only been accomplished by one other team in League history. The Marie P. DeBartolo Sports Centre (Santa Clara, CA) is a state-of-the-art sports training facility for the 49ers that was developed by the firm.

Mr. DeBartolo's first sports venture, Thistledown (Cleveland, OH), is one of Ohio's top horse racing facilities and home to the \$300,000 Ohio Derby. The first full-color Diamond Vision display system in the Midwest was installed at the track in 1986 as part of a \$28 million renovation. Louisiana Downs (Bossier City, LA) is among the country's top 10 racing facilities. The \$1,000,000 Super Derby, one of the world's richest 3- year-old Grade I stakes, is hosted annually at the park.

In 1988, DeBartolo revolutionized the industry when Remington Park (Oklahoma City, OK) celebrated its grand opening. This racetrack has gained worldwide recognition for its innovative accomplishments, the most noteworthy of which was the installation of all-weather Equitrack as its main racing surface.

Recognizing his accomplishments in this field, Mr. DeBartolo was named as the recipient of a Special Eclipse Award in 1988. Sponsored by the Daily Racing Form, the National Turf Writers Association and the Thoroughbred Racing Associations, the award is thoroughbred racing's highest honor.

He also plays an active role in the National-Italian American Sports Hall of Fame. His fund raising efforts led to the construction of a comprehensive sports facility outside of Chicago named in his honor.

Mr. DeBartolo's achievements in sports have been matched by his leadership in the shopping center industry. A graduate of the University of Notre Dame with a bachelor's degree in Civil Engineering, DeBartolo founded The Edward J. DeBartolo Corporation in 1944. Today, DeBartolo is the nation's largest developer and manager of shopping malls. For the past 47 years the Corporation has developed, owns and/or operates commercial space encompassing 89 million square feet in more than 20 states.

A lifetime of work has brought Mr. DeBartolo worldwide recognition. He was awarded Italy's Order of Merit which is the highest civilian honor bestowed by the Republic of Italy and was selected as Man of the Year in 1983 by VECTORS/ Pittsburgh. In 1986, DeBartolo was among 80 people chose to receive the Ellis Island Medal of Honor presented to American citizens who have distinguished themselves and preserved the values of their heritage. The medal was first presented in celebration of the Statue of Liberty's 200 birthday and will only be awarded once every 100 years.

Mr. DeBartolo is a member of the Thoroughbred Racing Association, Urban Land Institute and the National Realty Committee. He has also served on the Board of International Council of Shopping Centers and the Advisory Council of the University of Notre Dame. In 1989, his family contributed \$33 million to Notre Dame to help underwrite construction of a new academic quadrangle which includes classroom facilities and a performing arts center.



**MARIE DENISE
DEBARTOLO**

President

thoroughbred racing facilities — Louisiana Downs (Bossier City, LA), Remington Park (Oklahoma City, OK) and Thistledown (Cleveland, OH).


As Executive Vice President of Personnel and Corporate Marketing/ Communications for The Edward J. DeBartolo Corporation, Marie Denise is responsible for a variety of activities for the nation's largest shopping center development and management firm. She has gained the respect and admiration of professionals throughout the shopping center industry for the development of innovative employee-oriented programs. Her department handles all Corporate marketing efforts, advertising, press conferences and community events. All DeBartolo publications and brochures are published by the department as well.

After attending Cardinal Mooney High School in Youngstown, OH, she went on to graduate from St. Mary's College in South Bend, IN. Marie Denise is married to John C. York II, M.D. They have two sons and twin daughters.

Governess and team president Marie Denise DeBartolo has been deeply involved in the growth of the Penguin organization. She is only the third female to ever serve on the ruling body of the NHL which is known as the Board of Governors. The Board sets League policy and addresses such issues as expansion and rule changes.

Her responsibilities include representing the Penguins at National Hockey League activities. When Pittsburgh hosted the 41st Annual NHL All-Star weekend, Marie Denise oversaw the development of a series of festivities in the city which complimented the All-Star game. Marie Denise is only the third female to have her name engraved on the Stanley Cup.

Aside from her role in the Penguins organization, she is active in the operation of DeBartolo's three



**ANTHONY W.
LIBERATI**

**Secretary and
Treasurer**


He also organized LDS Associates, specialists in real estate development and investment prior to joining the DeBartolo Corporation in April 1982.

A graduate of Duquesne University and St. Mary of the Mount High School, both in Pittsburgh, Liberati is married to the former Margie Hirth. They have three daughters.

Pittsburgh native Anthony W. Liberati serves as the Penguins secretary and treasurer. Besides his involvement with the club, Liberati is Senior Vice President of Corporate Planning/Finance for the Edward J. DeBartolo Corporation.

Over the past nine years, he has directed various real estate and financial activities and coordinated the development of DeBartolo's diversified interests. This includes shopping centers, mixed-use projects, office towers and sports enterprises in more than 20 states.

Previously, Liberati served as the Executive Vice President of Equibank's Banking Group in Pittsburgh. His duties included retail and commercial functions at the Bank's 89 offices. In addition, he was involved in commercial and international lending, construction/ real estate finance and government institutional lending.



J. PAUL MARTHA
General Counsel


A native Pittsburgher, Paul is well known for his involvement with sports throughout the city. A standout athlete for many years, he has spent the past 13 years serving the sports community at the management level.

A graduate of the University of Pittsburgh, Paul was an All-American halfback at Pitt and was the Pittsburgh Steelers' #1 draft choice in 1964. He played defensive back for the Steelers in the NFL from 1964-69 while attending law school. Paul obtained his Doctor of Law degree at Duquesne University in 1969 and retired from pro football with the AFL Denver Broncos in 1970 to practice law on a full-time basis.

Paul, 49, joined the Penguins' organization during the summer of 1978 after the DeBartolo Corporation took control of the franchise. He was elected Vice-President prior to the 1978-79 season and has handled the club's legal matters as general counsel since that time. He has also served on the NHL Board of Governors.

With a background in law and professional football, Paul was selected to serve as Neutral Arbitrator for the NFL in 1982. He also served as President for the defunct Maulers in the USFL during their season in Pittsburgh and has handled legal work for the San Francisco 49ers of the NFL. He became involved with the Major Indoor Soccer League as well, serving as Vice President for the Pittsburgh Spirit.

Paul currently serves as Executive Vice President of the Civic Arena Corporation and heads operations of the entertainment facility by overseeing its daily operation. He and wife Bobbie reside in the Fox Chapel area and are the parents of three sons, J.P., Christopher and Richie.



CRAIG PATRICK
General Manager

Craig's leadership of the Pittsburgh Penguins franchise brought forth the club's first Stanley Cup Championship in 1991. Hired as general manager and interim head coach on Dec. 5, 1989, Craig assembled one of the finest management teams in NHL history and fine tuned the Penguins roster to a championship level.

A graduate of the University of Denver with a degree in Business Administration, as a player he helped the Pioneers to two NCAA Hockey Championships in 1968 and 1969.

He then spent eight years as an NHL forward with California, St. Louis, Kansas City, Washington and Minnesota of the WHA before retiring in 1979. He also served as captain for Team USA in the 1979 World Championships in Moscow and played on the 1976 US Canada Cup team.

Craig, 45, became a part of sports history that Americans will long remember when he served as assistant general manager and assistant coach of the 1980 gold-medal winning US Olympic Hockey Team in Lake Placid, New York.


He joined the NY Rangers' organization as Director of Operations in 1980 and became the youngest general manager in the team's history on June 14, 1981. He served the Rangers in that capacity through the 1985-86 season, guiding his team to the playoffs every year and semi-final competition twice.

Prior to joining the Penguins, Craig served as Director of Athletics and Recreation for the University of Denver for two years.

Born in Detroit, Mich., Craig grew up in New Haven and Boston with a heritage full of hockey history. His grandfather Lester served as head coach and general manager of the NY Rangers and led his team to three Stanley Cup Titles. His father Lynn was an All-Star winger with the Rangers and served as their head coach from 1948 to 1950. Craig's uncle Muzz, a former Canadian Heavyweight Amateur boxing champion, played defense for the NY Rangers then served as their general manager/head coach from 1954 to 1964.

Craig served as co-general manager for Team USA in the 1991 Canada Cup Tournament. He and wife Sue reside in Pittsburgh with their daughter Erin and sons Cory and Ryan.

Scott, 58, enters his second season as the Penguins' Director of Player Development & Recruitment. He joined the Pens' management team on June 12, 1990 with an impressive list of credentials spanning two decades of NHL experience. He has the distinction of being the winningest coach in NHL history with a total of 739 victories to his credit.



SCOTT BOWMAN
Director of Player
Development &
Recruitment

Scott has experience at all levels of NHL team management. He entered the NHL coaching ranks in 1967-68 with St. Louis and led the Blues to three consecutive Stanley Cup appearances from 1968-70. He also served as the Blues' general manager during the 1969-70 and 1970-71 seasons.

He then moved on to Montreal where he served as head coach from 1971 to 1979, guiding the Canadiens to five Stanley Cup Championships including four straight from 1976-79. During a 12-year period encompassing his tenures with St. Louis and Montreal, Bowman-coached teams appeared in eight Stanley Cup Finals.

In 1979, Bowman joined the Buffalo Sabres organization where he served as Director of Hockey Operations, general manager and shared coaching responsibilities until 1987.

Scott's winning tradition followed him to the international arena as Team Canada won the 1976 Canada Cup Tournament under his guidance as chief coach. He also served as head coach for Team Canada in the 1981 Canada Cup and coached the 1979 NHL All-Stars in the three-game series against the Soviet Union.

He received NHL Coach of the Year honors in 1977 and was named The Hockey News Executive of the Year following the 1983-84 season. As a member of Pittsburgh Penguins' management, he added a sixth Stanley Cup Championship to his collection with the Penguin's triumph last year.

In recognition of Scott's achievements at the coaching and administrative levels, he was inducted into The Hockey Hall of Fame in the Builders Category on September 23, 1991.

Scott worked with Hockey Night in Canada from 1987 to 1990 as an analyst. He and wife Suelle have five children and reside in New York State.

1276 739 - 327 - 210

BOB JOHNSON – HEAD COACH



BOB JOHNSON

In his first year as the Penguins' head coach, Bob led his team to heights they had previously only dreamed of by capturing the Patrick Division title, Wales Conference Championship and the coveted Stanley Cup Championship. He became only the 2nd American-born coach to win the Stanley Cup.

Bob's enthusiasm for the sport of hockey is unsurpassed. Named head coach of the Penguins on June 12, 1990, he joined the Penguins with an impressive coaching record which spanned the National Hockey League, collegiate and international levels.

Bob, 60, started his coaching career in 1956 at Warroad High School in Minnesota, then advanced to the college level in 1963 with Colorado where he coached the next three years. He became head coach at the University of Wisconsin in 1966 and registered a 367-175-23 record through 15 seasons finishing all but one season above the .500 mark. He led the Badgers to three NCAA Championships in 1973, 1977 and 1981 and earned NCAA Coach of the Year honors at the conclusion of the 1977 season. He missed the 1975-76 season at Wisconsin due to coaching the U.S. Olympic Team.

Bob's coaching at the international level included coaching the U.S. National Team in 1973, 1974, 1975 and 1981. Prior to the 1991 Canada Cup Tournament, he had coached three of the four Team USA squads serving as their head coach in 1981, 1984 (2nd place finish) and 1987. He also coached the 1976 U.S. Olympic Team at the winter games in Innsbruck, Austria.

Bob moved to the NHL ranks in 1982 with Calgary and served as the Flames head coach for the following five seasons leading his team to their first Campbell Conference Championship in 1986 and a berth in the Stanley Cup Finals.

Prior to joining the Penguins, Bob spent three years serving as Executive Director of USA Hockey based in Colorado, where he supervised a period of unprecedented growth for amateur hockey efforts throughout the United States.


Bob was inducted into the U.S. Hockey Hall of Fame in the Coaches Category on October 13, 1991.

Bob and wife Martha are the parents of five children. Sons Mark and Peter have followed in the hockey tradition as Mark was drafted by Pittsburgh in 1977 and joined the team as a member of the 1980 Olympic gold-medal-winning hockey team. Peter currently scouts for the Toronto Maple Leafs.

JOHNSON'S COACHING RECORD

Wisconsin Coaching Record


YEAR	GP	W	L	T	PCT
1966-67	26	16	10	0	.615
1967-68	31	21	10	0	.678
1968-69	34	22	10	2	.688
1969-70	34	23	11	0	.676
1970-71	34	20	13	1	.603
1971-72	38	27	10	1	.714
1972-73	40	29	9	2	.750
1973-74	36	18	13	5	.555
1974-75	38	24	12	2	.658
1976-77	45	37*	7	1	.833*
1977-78	43	28	12	3	.686
1978-79	40	24	13	3	.646
1979-80	36	15	20	1	.431
1980-81	42	27	14	1	.654
1981-82	47	35	11	1	.755
TOTAL	565	367	175	23	.670




* Wisconsin School Record

NHL Coaching Record

YEAR		GP	W	L	T	PTS	DIVISIONAL FINISH	PLAYOFFS
1982-83	Calgary	80	32	34	14	78	2nd	Quarterfinals
1983-84	Calgary	80	34	32	14	82	2nd	Quarterfinals
1984-85	Calgary	80	41	27	12	94	3rd	Preliminary Round
1985-86	Calgary	80	40	31	9	89	2nd	Finals
1986-87	Calgary	80	46	31	3	95	2nd	Preliminary Round
1990-91	Pittsburgh	80	41	33	6	88	1st	Won Stanley Cup
NHL TOTALS		480	234	188	58	526		



ASSISTANT COACHES




RICK KEHOE

Rick, 40, begins his fifth season on the Penguins' coaching staff. An NHL right winger through 14 seasons, he broke into the NHL with Toronto after the Maple Leafs drafted him in 1971. After three seasons he was traded to Pittsburgh where he spent the remainder of his playing career making his mark in the Penguins' record books.

He ranks second on the Penguins All-Time Scoring List with 636 points to his credit through ten seasons. He also ranks second in all-time games played with 722 while placing third in all-time goals scored (312) and assists (324).

Rick was honored after the 1980-81 season winning the NHL's Lady Byng Trophy in recognition of a year when he set a club record for goals in a season with 55. He was also Pittsburgh's representative in the 1981 and 1983 NHL All Star Games.

Residing in the South Hills of Pittsburgh, Rick is married to Cathy and has a daughter Karrie (15).



RICK PATERSON

Rick, 33, enters his fourth year of coaching after a 10-year playing career spanning three leagues as a pro. Drafted by Chicago in the 1978 NHL Draft, he spent his entire NHL career with the Blackhawks' organization. Known for his defensive work as a forward and his penalty killing, he still owns the BlackHawks' record for fastest two shorthanded goals scored in a game when he tallied the goals 2:30 apart vs Winnipeg during the 1984-85 campaign.


During his NHL career, Paterson played in 430 games for Chicago and scored a total of 50 goals with 14 coming when his team was shorthanded. A dedicated and hard-working player, he primarily played on his team's checking line and has experience at all three forward positions.

After the 1987-88 season, Rick entertained the thought of working as a hockey referee and attended a school for on-ice officials in Canada.

Rick and wife Anne have a daughter Brittany (4 1/2 years) and reside in Pittsburgh's North Hills year-round.

ASSISTANT COACHES

Barry, 40, enters his second year on the Penguins coaching staff. Prior to joining Pittsburgh, he coached the 1989-90 season in Italy where he led Alleghe to a 17-7-1 record after assuming the head coaching duties in early November.



BARRY SMITH

A native of western New York, Barry received a degree in physical education from Ithaca College in 1972. He then joined the faculty of Elmira College where he earned a Masters Degree in education while serving as varsity hockey coach. His Elmira teams were in the playoffs five of six years, three times ECAC champions and twice NCAA finalists.

Barry went on to coach in Sweden from 1981-84 and Norway from 1984-86. He studied coaching techniques in the Soviet Union and Czechoslovakia and served as assistant coach of the Norwegian team in World Championship competition.

While in Europe, he began scouting the European ranks for the Buffalo Sabres' organization and in March of 1986 he was named an assistant coach. He served that position for three seasons (1986-89) before returning to Europe to coach in Italy.

Barry and wife Mary have a son Ryan and daughter Molly.


TRAINING/MEDICAL STAFF



**Charles "Skip"
Thayer
Trainer**



**John Welday
Strength and
Conditioning
Coach**



**Steve Latin
Equipment
Manager**



**Dr. Charles Burke
Orthopaedic
Surgeon**




**Kevin Greenway
Asst. Equip. Mgr.**

SCOUTING STAFF



Greg Malone



Pierre McGuire



Gilles Meloche



Les Binkley



John Gill




Charles Hodge

PUBLIC RELATIONS/HOCKEY OPERATIONS



Cindy Himes
Dir. Press Rel.



Harry Sanders
Asst. Dir. P.R.



Michele Colaianni
Secretary, G.M.



Christine Span
Receptionist

RADIO & TELEVISION BROADCASTERS



Mike Lange
Play-by-Play



Paul Steigerwald
Color Commentary

FINANCE/MARKETING/ADVERTISING/OPERATIONS



Ed Walter
Business Mgr.



Rick McLaughlin
VP, Event Dev.



Bill Strong
VP, Comm./Sales



Tinsy Labrie
VP, Marketing



Jim Sacco
VP, Building Oper.



Mike Gentille
Production Mgr.



Jeff Mercer
Dir. of Ticket Sales



Carol Coulson
Box Office Mgr.



Dave Peart
Dir. Adv./Sales



Linda Raison
Broadcast Coord.



Sharon Sirpilla
Dir. of Promo.



Emily Nordstrom
Dir. of Adv./Pub.



Terri Young
Marketing Rep.



Steve Swetoha
Marketing Rep.



Chuck Saller
Marketing Rep.



George Kirk
Dir. Amateur Hock.

CIVIC ARENA

Pittsburgh's Civic Arena features the largest retractable stainless steel roof in the country. Originally designed for use by the Civic Light Opera, the dome cost 9 million dollars of the building's 22 million dollars in construction costs. The roof has no interior support but instead is supported by a huge cantilever arm arching 260 feet.

Opened in 1961, the Civic Arena has undergone various expansion programs. In 1972-73, the press box was built on the East side and 23 "super boxes" were constructed on its West side two years later. North end and South end balconies (each with 1,500 additional seats) were constructed.


Recently, the Civic Arena completed a three-year \$11.4 million renovation program which includes exterior landscaping, new A-level seating, reconstruction of the Igloo Club and the addition of new super boxes, new concoures and an expanded press box. During the summer of 1991, the Civic Arena ice making system was replaced with new computerized equipment.

CIVIC ARENA CORPORATION EXECUTIVE COMMITTEE


J. Paul Martha	President
William C. Strong	VP-Communications & Sales
Edward R. Walter	Business Manager
Tinsy Labrie	VP-Marketing
Richard L. McLaughlin	VP-Event Development/Ticket Operations
Jimmy Sacco	VP-Building Operations

CIVIC ARENA CORPORATION

Dana Backstrom	Purchasing Agent
Vicki Capoccioni	Director of Publicity
Tim Carey	Director/Food Services
Mike Gentile	Production Manager
Carl Germaine	General Manager/Igloo Club
Lana Grove	Director of Group Sales
Elaine Heufelder	Office Manager
Cathie Kahn	Banquet Manager/Igloo Club
Joe Katrencik	Director of Promotions
Sam Rogiero	Manager/Concessions
Sandy Walter	Box Office Manager



MUSKEGON LUMBERJACKS



Larry Gordon
President/GM



L. C. Walker Arena
470 W. Western Ave.
Muskegon, MI 49440
(616) 726-5058

President/General Manager/Governor	Larry Gordon
Alt. Governors	Mike Forbes, John Snider, Craig Patrick
Assistant General Manager	Mike Forbes
Coach	
Assistant Coach	Phil Russell
Director of Marketing	Tony Lisman
Broadcaster/Director of Media Relations	Bob Heethuis
Trainer	Clarke Osborn
Office Manager/Executive Secretary	Sandra Gabris
Souvenir Manager	Bobbi Neer
Ticket Manager	Doris Marshall
Account Executive	David Gordon
Account Executive	Tom Panlucki
Director of Community Relations	Suzan Pearsall
Legal Council	John Snider
Controller	Ron DeLong
Arena Manager	Jim Scott
Box Office Manager	Mary Novak
Box Office Phone	(616) 726-2400
Seating Capacity	5,043
Location of Press Box	West Side, Section K
Dimensions of Rink	200 Feet by 85 Feet
Press Box Phone	(616) 728-0194
Club Colors	Home: Base - White with Black & Gold Trim Road: Base - Black with White & Gold Trim
Ticket Prices	Adults \$8.00 & \$10.00 Students (13-18) & Senior Citizens (65 & over) \$7.00 Youths (12 & under) \$5.00

MUSKEGON RECORD							
Season	GP	W	L	T	PTS	DIVISIONAL POSITION	PLAYOFF FINISH
84-85	82	50	29	3	103	1st	Lost Finals
85-86	82	50	32	0	105	1st	Won Turner Cup
86-87	82	47	30	5	99	1st	Lost Finals
87-88	82	58	14	10	126	1st	Lost Quarterfinals
88-89	82	57	18	7	121	1st	Won Turner Cup
89-90	82	55	21	6	116	1st	Lost Finals
90-91	83	38	40	5	81	4th	Lost Quarterfinals

MEDIA INFORMATION

CREDENTIALS: Season passes are issued to those members of the media covering the Penguins on a regular basis. Single game passes are available on a space available basis only to working members of the media and must be reserved the day before the game you need to cover by contacting the Penguins' Public Relations Office.

PRESS LOUNGE: The press lounge is located across from the locker rooms on the lower level at Gates 3/4. Members of the media and the off-ice officials must show their press pass at the door for admittance. The press lounge will open two hours prior to game time with dinner and beverages served. It is closed during the game but will open again after the game for filing purposes.

SERVICES: Game notes and lineup sheets will be available in the press lounge and press box. Final game summaries will be available in the press box, press lounge and locker rooms after the game. Information on injuries during the game will be distributed throughout the press box as soon as it is practical. Out-of-town scores will be given to home and visiting broadcasters during the game on a regular basis.

LOCKER ROOMS: The locker rooms will be open to the media 10 minutes after the conclusion of the game per League requirements. Only working members of the media with appropriate identification will be admitted.


POST GAME: The quickest way to get to the locker room from the press box is to walk down the ramp in front of the press box stairs. At the bottom of the ramp, take the stairs straight ahead down one level. The locker rooms are straight ahead at Gate #2.

OFF-ICE OFFICIALS


Supervisor of Officials: Paul Schlosser
Goal Judges: Ron Harris, Leo Rudzki, Joe Ferraro & Jim Duss
Official Scorers: Dave Reynolds & Keith Schreiber
Game Timekeeper: Paul Schlosser
Penalty Timekeepers: Bob Ferons & Bob Maitland
Statistician: Jim Gricar

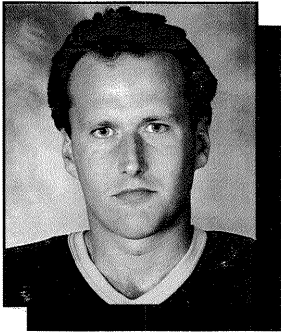
GAME NIGHT STAFF

Statistics: Mike Amoroso, Phil Spano & Eugene Susi
Video: Glenn Digby & Bruce Massof
Home Dressing Room: Frank Sciuilli & Tracy Luppe
Visiting Dressing Room: A.T. Cagglano
Home Runway: Don Wagner
Visiting Runway: Don Johnson
P. A. Announcer: John Barbero
Organist: Vince Lascheid
Message Board: Mike Ficarelli
PR Game Staff: Chris Span, John Fedorek & Mike Hughes



The Players





TOM BARRASSO

Goaltender 6' 3" 211 lbs.
Age: 26 (March 31, 1965)
Born: Boston, Massachusetts
Catches: Right

Acquired:

Traded by Buffalo to Pittsburgh with Buffalo's 3rd round draft choice in 1990 Entry Draft for Doug Bodger and Darrin Shannon on November 12, 1988.

Drafted:

Buffalo's 1st round choice, 5th overall in the 1983 Entry Draft.

Milestones within reach:

Needs 18 games for 400 career games.
Needs 24 wins for 200 career wins.

YEARLY W-L-T RECORD

Season	W	L	T
1983-84	26	12	3
1984-85	25	18	10
1985-86	29	24	5
1986-87	17	23	2
1987-88	25	18	8
1988-89	20	22	7
1989-90	7	12	3
1990-91	27	16	3
TOTAL	176	145	41

Career Scoring vs

Team	GP	MIN	GA	AVG	W-L-T
Boston	33	1990	119	3.59	14-13-6
Buffalo	4	220	15	4.09	1-3-0
Calgary	13	650	39	3.60	6-6-0
Chicago	13	784	55	4.21	7-6-0
Detroit	16	985	41	2.50	8-3-5
Edmonton	11	621	47	4.54	2-8-1
Hartford	38	2188	125	3.43	16-17-3
Los Angeles	13	744	37	2.98	5-5-2
Minnesota	11	609	32	3.15	5-3-2
Montreal	27	1535	86	3.36	9-13-4
New Jersey	26	1438	83	3.46	15-4-4
NY Islanders	22	1183	75	3.80	11-7-1
NY Rangers	24	1382	75	3.26	12-6-4
Philadelphia	17	992	59	3.57	6-9-1
Pittsburgh	11	655	35	3.21	4-3-3
Quebec	30	1701	102	3.60	13-13-2
St. Louis	16	887	45	3.04	8-5-1
Toronto	13	776	49	3.79	8-5-0
Vancouver	9	508	41	4.84	4-5-0
Washington	19	1069	56	3.14	11-5-2
Winnipeg	19	1000	57	3.42	11-6-0

Career Playing Record

Season	Team	League	Regular Season					Playoffs				
			GP	MP	GA	SO	AVG	GP	MP	GA	SO	AVG
1981-82	Action-Boxboro	H.S.	23	1035	32	7	1.39	-	-	-	-	-
1982-83	Action-Boxboro	H.S.	23	1035	17	10	0.73	-	-	-	-	-
1983-84	Buffalo (abcd)	NHL	42	2475	117	2	2.84	3	139	8	0	3.45
1984-85	Buffalo (ef)	NHL	54	3248	144	5*	2.66	5	300	22	0	4.40
	Rochester	AHL	5	267	6	1	1.35	-	-	-	-	-
1985-86	Buffalo	NHL	60	3561	214	2	3.61	-	-	-	-	-
1986-87	Buffalo	NHL	46	2501	152	2	3.65	-	-	-	-	-
1987-88	Buffalo	NHL	54	3133	173	0	3.31	4	224	16	0	4.29
1988-89	Buffalo	NHL	10	545	45	0	4.95	-	-	-	-	-
	PITTSBURGH	NHL	44	2406	162	0	4.04	11	631	40	-	3.80
1989-90	PITTSBURGH	NHL	24	1294	101	0	4.68	-	-	-	-	-
1990-91	PITTSBURGH	NHL	48	2754	165	1	3.59	20	1175	51	1	2.60
	NHL TOTALS		382	21917	1273	14	3.48	43	2469	137	1	3.31
	PGH TOTALS		116	6454	428	1	3.98	31	1806	91	1	3.02

* - League-leading figure

a - NHL First All-Star Team (1983-84)


b - Won Vezina Trophy (1983-84)

c - Won Calder Memorial Trophy (1983-84)

d - NHL All-Rookie Team (1983-84)

e - NHL Second All-Star Team (1984-85)

f - Shared William Jennings Trophy with Bob Sauve (1984-85)



1990-91


Set a club record for wins with 27...tied a club record for wins on the road with his 10th on March 26 at Philadelphia...tied the club record for the most consecutive wins with 7 straight wins (Dec. 3-31)...had a 9-game home winning streak (Jan. 5-Mar. 7) and a 12-game home unbeaten streak (Jan. 5-Mar. 24)... posted a 17-8-2 record at home with a goals against average of 3.18...recorded his first shutout as a Penguin (14th of his career) on Dec. 28 making 27 saves vs Detroit...faced an average of 32.9 shots a game...named NHL Player of the Month for December...won 15 of his last 19 home games (15-2-2) with a goals against average of 2.76...allowed 3 goals or less in 21 games...tied his club record for most assists by a goalie in a season with 5...played in 48 games (the most by a Penguin goalie since 1982-83)...missed 6 games with injuries (finger-2, foot-3 & groin-1). **PLAYOFFS:** Led all playoff goalies with a 2.60 goals against average...stopped 578 of 629 shots for a playoff leading .919 save percentage...had a 6-3 record in 10 home playoff games with a 2.43 goals against average...had a 6-4 road playoff record with a 2.76 goals against average...stopped 97 of 100 shots during the Patrick Division Finals vs Washington...stopped 173 of 186 shots in the finals for a .930 save percentage in 6 games vs Minnesota...recorded his first career playoff shutout in the Cup clinching game on May 25 (8-0)...allowed one goal or less in 7 playoff games...set a club playoff record for the most games (20), minutes played (1175) and wins (12) in a single playoff year...set club career playoff record for the most games (31), minutes played (1806) and wins (19).

CAREER

Captured the Vezina Trophy as the NHL's top goalie in 1984 along with the Calder Trophy as the league's Rookie of the Year...named to the NHL First All-Star Team & All Rookie Team in 1984...named to the NHL Second All-Star Team and shared the William Jennings Trophy with teammate Bob Sauve in 1985...played in the 1985 NHL All-Star Game...played for Team USA in the 1984 & 1987 Canada Cup Tournaments...ranks 4th in club history with 52 career wins.

PERSONAL

Tom and wife Megan have two daughters, Ashley (4) and Kelsey (2)...they make their home in Pittsburgh year-round...enjoys golf.



PHIL BOURQUE

Left Wing 6' 1" 196 lbs.
 Age: 29 (June 8, 1962)
 Born: Chelmsford, Mass.
 Shoots: Left

Acquired:

Signed by Pittsburgh as a free agent on October 4, 1982.

Milestones within reach:

Needs 14 games for 300 career games.

Needs 27 assists for 100 career assists.

Career Scoring vs

Team	GP	G	A	PTS	PIM
Boston	13	2	2	4	10
Buffalo	10	2	3	5	29
Calgary	10	1	0	1	8
Chicago	11	3	1	4	12
Detroit	12	4	4	8	15
Edmonton	11	2	4	6	21
Hartford	12	0	4	4	30
Los Angeles	10	3	3	6	14
Minnesota	9	1	3	4	8
Montreal	10	2	3	5	8
New Jersey	23	7	5	12	16
NY Islanders	24	8	6	14	12
NY Rangers	26	7	8	15	23
Philadelphia	25	6	5	11	16
Quebec	10	1	3	4	17
St. Louis	10	1	3	4	20
Toronto	11	4	4	8	18
Vancouver	11	2	0	2	27
Washington	27	5	7	12	56
Winnipeg	11	4	6	10	9

Career Playing Record

Season	Team	League	Regular Season					Playoffs				
			GP	G	A	PTS	PIM	GP	G	A	PTS	PIM
1980-81	Kingston	OHL	47	4	4	8	46	6	0	0	0	10
1981-82	Kingston	OHL	67	11	40	51	111	4	0	0	0	0
1982-83	Baltimore	AHL	65	1	15	16	93	-	-	-	-	-
1983-84	PITTSBURGH	NHL	5	0	1	1	12	-	-	-	-	-
	Baltimore	AHL	58	5	17	22	96	-	-	-	-	-
1984-85	Baltimore	AHL	79	6	15	21	164	13	2	5	7	28
1985-86	PITTSBURGH	NHL	4	0	0	0	2	-	-	-	-	-
	Baltimore	AHL	74	8	18	26	226	-	-	-	-	-
1986-87	PITTSBURGH	NHL	22	2	3	5	32	-	-	-	-	-
	Baltimore	AHL	49	15	16	31	183	-	-	-	-	-
1987-88	PITTSBURGH	NHL	21	4	12	16	20	-	-	-	-	-
	Muskegon (ab)	IHL	52	16	36	52	66	6	1	2	3	16
1988-89	PITTSBURGH	NHL	80	17	26	43	97	11	4	1	5	66
1989-90	PITTSBURGH	NHL	76	22	17	39	108	-	-	-	-	-
1990-91	PITTSBURGH	NHL	78	20	14	34	106	24	6	7	13	16
	NHL & PGH TOTALS		286	65	73	138	377	35	10	8	18	82

a - IHL First Team All-Star (1987-88)

b - Won Governor's Trophy (IHL's Outstanding Defenseman - 1987-88)



1990-91

Phil recorded his 2nd consecutive 20 or more goal season...led the team in shorthanded goals with 4...recorded his first NHL hat trick on Dec. 3 at the NY Rangers...scored 10 of his 20 goals vs Patrick Division Teams...scored more goals on the road (12) than at home (8) for the 2nd straight season...was a plus or even player in 56 of his 78 games...recorded 7 multiple point games...had a 4-game scoring streak from Feb. 14-21 with five (3+2) points...missed one game with a wrist injury.


PLAYOFFS: Recorded 13 (6+7) points through 24 games...recorded 4 (2+2) points in the finals vs Minnesota...was a plus or even player in 20 of the 24 games...was one of eight players to play in all 24 playoff games.

CAREER

Has spent his entire pro career with Pittsburgh...coming off his third full season with the Penguins...tied for 3rd among all-time Penguins with 10 career playoff goals...tied for 7th among all-time Penguins with 18 career playoff points...leads the club in career playoff penalty minutes with 82.

PERSONAL

Phil and his wife Julie were married during the off-season...resides in Pittsburgh year-round... made numerous appearances for charity in the Pittsburgh area during the summer months.



JAY CAUFIELD

Right Wing 6' 4" 237 lbs.
Age: 31 (July 17, 1960)
Born: Philadelphia, Pa.
Shoots: Right

Acquired:

Claimed by Pittsburgh in Waiver Draft from Minnesota on October 3, 1988.

Career Transactions:

Signed by NY Rangers as a free agent on October 8, 1985.
 Traded by NY Rangers to Minnesota with Dave Gagner for Jari Gronstrand and Paul Boutilier on October 8, 1987.

Milestones within reach:


Needs 68 games for 200 career games.

Career Scoring vs

Team	GP	G	A	PTS	PIM
Boston	4	0	0	0	4
Buffalo	6	0	0	0	34
Calgary	5	0	0	0	17
Chicago	5	0	0	0	17
Detroit	7	0	0	0	0
Edmonton	3	0	0	0	5
Hartford	8	1	1	2	8
Los Angeles	3	0	0	0	14
Minnesota	7	0	1	1	42
Montreal	5	1	0	1	15
New Jersey	9	0	1	1	30
NY Islanders	9	0	3	3	30
NY Rangers	13	1	0	1	82
Philadelphia	17	1	1	2	74
Quebec	2	0	0	0	9
St. Louis	4	0	0	0	30
Toronto	3	0	0	0	4
Vancouver	5	0	0	0	9
Washington	14	0	0	0	88
Winnipeg	3	0	1	1	7

Career Playing Record

Season	Team	League	Regular Season					Playoffs				
			GP	G	A	PTS	PIM	GP	G	A	PTS	PIM
1984-85	North Dakota	WCHA	1	0	0	0	0	-	-	-	-	-
1985-86	Toledo	IHL	30	5	4	9	54	-	-	-	-	-
	New Haven	AHL	40	2	3	5	40	1	0	0	0	0
1986-87	NY Rangers	NHL	13	2	1	3	45	3	0	0	0	12
	Flint	IHL	12	4	3	7	59	-	-	-	-	-
	New Haven	AHL	13	0	0	0	43	-	-	-	-	-
1987-88	Minnesota	NHL	1	0	0	0	0	-	-	-	-	-
	Kalamazoo	IHL	65	5	10	15	273	6	0	1	1	47
1988-89	PITTSBURGH	NHL	58	1	4	5	285	9	0	0	0	28
1989-90	PITTSBURGH	NHL	37	1	2	3	123	-	-	-	-	-
1990-91	PITTSBURGH	NHL	23	1	1	2	71	-	-	-	-	-
	Muskegon	IHL	3	1	0	1	18	-	-	-	-	-
	NHL TOTALS		132	5	8	13	524	12	0	0	0	40
	PGH TOTALS		118	3	7	10	479	9	0	0	0	28



1990-91


Played in 23 games during his third season with Pittsburgh...scored the game-winning goal on October 30 at Philadelphia...was a plus or even player in 19 of his 23 games played...recorded his 500th career penalty minute on February 24 at Washington...ranks 20th on the Penguins all-time penalty minute list with 479.

CAREER

Broke into the NHL ranks with the New York Rangers in 1985...coming off his third full NHL season...has a total of 132 regular season games and 12 playoff games to his credit while playing with the New York Rangers, Minnesota North Stars and Pittsburgh.

PERSONAL

Jay and wife Alicia make their home in Pittsburgh year-round...Alicia works in the downtown area as an attorney...has done charity work for Make-A-Wish and cancer research projects...enjoys golf and watching Sunday NFL games.



PAUL COFFEY

Defense: 6' 0" 200 lbs.
Age: 30 (June 1, 1961)
Born: Weston, Ontario
Shoots: Left

Acquired:

Traded by Edmonton to Pittsburgh with Dave Hunter and Wayne Van Dorp for Craig Simpson, Chris Joseph, Moe Mantha and Dave Hannan on November 24, 1987.

Drafted:

Edmonton's 1st round choice, 6th overall, 1980 Entry Draft.

Milestones within reach:

- Needs 4 goals to set an NHL record among defensemen (311 goals).
- Needs 5 assists to set an NHL record among defensemen (743 assists).
- Needs 8 points to set an NHL record among defensemen (1053 points).
- Needs 62 assists for 800 career assists.
- Needs 55 points for 1100 career points.

Career Scoring vs

Team	GP	G	A	PTS	PIM
Boston	31	4	24	28	31
Buffalo	31	3	28	31	43
Calgary	62	30	56	86	84
Chicago	32	19	32	51	71
Detroit	31	18	30	48	42
Edmonton	11	3	10	13	3
Hartford	31	14	32	46	54
Los Angeles	59	28	54	82	87
Minnesota	31	15	23	38	56
Montreal	32	5	23	28	33
New Jersey	51	20	34	54	91
NY Islanders	42	19	39	58	50
NY Rangers	44	16	51	67	4
Philadelphia	44	14	36	50	71
Pittsburgh	20	9	17	26	14
Quebec	32	10	36	46	31
St. Louis	30	7	30	37	32
Toronto	33	8	31	39	4
Vancouver	60	24	57	81	81
Washington	46	21	40	61	106
Winnipeg	56	20	55	75	90

Career Playing Record

Season	Team	League	Regular Season					Playoffs					
			GP	G	A	PTS	PIM	GP	G	A	PTS	PIM	
1978-79	S. S. Marie (a)	OHA	68	17	72	89	103	-	-	-	-	-	-
1979-80	S. S. Marie	OHA	23	10	21	31	63	-	-	-	-	-	-
	Kitchener (b)	OHA	52	19	52	71	130	-	-	-	-	-	-
1980-81	Edmonton	NHL	74	9	23	32	130	9	4	3	7	2	6
1981-82	Edmonton (c)	NHL	80	29	60	89	106	5	1	1	2	6	6
1982-83	Edmonton (c)	NHL	80	29	67	96	87	16	7	7	14	14	14
1983-84	Edmonton (c)	NHL	80	40	86	126	104	19	8	14	22	2	2
1984-85	Edmonton (de)	NHL	80	37	84	121	97	18	12	25	37	44	4
1985-86	Edmonton (de)	NHL	79	48	90	138	120	10	1	9	10	3	3
1986-87	Edmonton	NHL	59	17	50	67	49	17	3	8	11	30	3
1987-88	PITTSBURGH	NHL	46	15	52	67	93	-	-	-	-	-	-
1988-89	PITTSBURGH (d)	NHL	75	30	83	113	193	11	2	13	15	3	3
1989-90	PITTSBURGH (c)	NHL	80	29	74	103	95	-	-	-	-	-	-
1990-91	PITTSBURGH	NHL	76	24	69	93	128	12	2	9	11	11	11
	NHL TOTALS		809	307	738	1045	1204	117	40	89	129	201	201
	PGH TOTALS		277	98	278	376	511	23	4	22	26	37	37


a - OHA Third Team All-Star (1978-79)

b - OHA Second Team All-Star Team (1979-80)

c - NHL Second All-Star Team (1981-82, 1982-83, 1983-84 & 1989-90)

d - NHL First All-Star Team (1984-85, 1985-86 & 1988-89)

e - Won James Norris Memorial Trophy (1984-85 & 1985-86)



1990-91

Became the 2nd defenseman in NHL history to score 300 goals on Jan. 5 vs New Jersey...became the 2nd NHL defenseman ever to record 1,000 points on Dec. 22 at NY Islanders and the 3rd NHL defenseman ever to record 700 assists on Dec. 18 vs Winnipeg...finished the season 3rd among NHL defensemen in scoring with 93 points and 13th in the NHL overall...ranked 2nd on the team in points and assists and 4th in goals...2nd on the team with 49 points at home and 44 on the road...2nd on the team in shots on goal (240)...recorded a shot on goal in 72 of his 76 games...recorded a team high 41 points and 33 assists on the power play...had 13 of his 24 goals vs Patrick Division teams...recorded 28 multiple point games...tied the club record for most game-winning goals by a defenseman in a season (3)...recorded a season high 10 shots on goal on March 30 vs Philadelphia...had a season high 9-game scoring streak from Dec. 13-28...had played in 189 consecutive games until missing the game on Mar. 9 with an injury...missed a total of 3 games with a hip injury...played his 800th NHL game on Mar. 5. **PLAYOFFS:** Won his 4th Stanley Cup Championship...tied the club record for the most assists in a playoff game with 4 on April 19 vs Washington...tied the NHL playoff record for assists in a period with 3 in the 2nd period on April 19 vs Washington...played in only 12 of the 24 games due to injury...missed 2 games with an eye injury and 10 games with a broken jaw.


CAREER

(Complete career highlights on page 75)

PERSONAL

Paul spent the off-season at his cottage north of Toronto...enjoys boating.

1st NHL Goal 10-22-80 vs Flyers
 vs Flyers
 Dan Bouchard



GILBERT DELORME

Defense 6' 1" 199 lbs.
Age: 28 (November 25, 1962)
Born: Boucherville, Quebec
Shoots: Right

Acquired:

Signed by Pittsburgh as a free agent on June 16, 1989.

Drafted:

Montreal's 1st round choice, 18th overall, in 1981 Entry Draft.

Career Transactions:

Traded by Montreal to St. Louis with Greg Paslawski and Doug Wickenheiser for Perry Turnbull on December 21, 1983.

Traded by St. Louis to Quebec for Bruce Bell on October 3, 1985.

Traded by Quebec to Detroit with Brent Ashton and Mark Kumpel for Basil McRae, John Ogradnick and Doug Shedden on January 17, 1987.

Milestones within reach:

Needs 59 games for 600 career games.
 Needs 8 assists for 100 career assists.

Career Scoring vs

Team	GP	G	A	PTS	PIM
Boston	36	3	6	9	20
Buffalo	35	0	5	5	28
Calgary	18	3	11	14	10
Chicago	31	2	7	9	24
Detroit	23	0	3	3	25
Edmonton	24	1	2	3	28
Hartford	39	4	5	9	29
Los Angeles	17	1	3	4	20
Minnesota	39	4	6	10	32
Montreal	17	1	1	2	4
New Jersey	21	1	4	5	20
NY Islanders	23	0	4	4	22
NY Rangers	22	1	4	5	20
Philadelphia	20	1	3	4	12
Pittsburgh	19	2	4	6	35
Quebec	28	2	4	6	49
St. Louis	24	1	3	4	30
Toronto	35	0	4	4	44
Vancouver	23	0	2	2	20
Washington	23	3	9	12	20
Winnipeg	24	1	2	3	28

Career Playing Record

Season	Team	League	Regular Season					Playoffs				
			GP	G	A	PTS	PIM	GP	G	A	PTS	PIM
1979-80	Chicoutimi	QMJHL	71	25	86	111	12	12	2	10	12	26
1980-81	Chicoutimi	QMJHL	70	27	79	106	77	12	10	12	22	16
1981-82	Montreal	NHL	60	3	8	11	55	-	-	-	-	-
1982-83	Montreal	NHL	78	12	21	33	89	3	0	0	0	2
1983-84	Montreal	NHL	27	2	7	9	8	-	-	-	-	-
	St. Louis	NHL	44	0	5	5	41	11	1	3	4	11
1984-85	St. Louis	NHL	74	2	12	14	53	3	0	0	0	0
1985-86	Quebec	NHL	64	2	18	20	51	2	0	0	0	5
1986-87	Quebec	NHL	19	2	0	2	14	-	-	-	-	-
	Detroit	NHL	24	2	3	5	33	16	0	2	2	14
1987-88	Detroit	NHL	55	2	8	10	81	15	0	3	3	22
1988-89	Detroit	NHL	42	1	3	4	51	6	0	1	1	2
1989-90	PITTSBURGH	NHL	54	3	7	10	44	-	-	-	-	-
1990-91	PITTSBURGH	NHL	Did Not Play - Injured									
	NHL TOTALS		541	31	92	123	520	56	1	9	10	56
	PGH TOTALS		54	3	7	10	44	-	-	-	-	-



1990-91


Missed the entire season after suffering a stress fracture in his right leg while dryland training prior to the start of training camp.

CAREER

Entering his third season with Pittsburgh after signing as a free agent in June of 1989...has played for five NHL teams spanning a 10-year NHL career...recorded his best offensive season in 1982-83 with the Montreal Canadiens setting personal highs for goals (12), assists (21) and points (33).

PERSONAL

Gilbert and wife Diane have two sons, Jonathan (3 1/2), Christopher (2) and a daughter Katherine (10 months)...spent the off-season in St. Hilaire, Quebec...enjoys boating, working on boats, and fishing with his sons during the summer months.



GORD DINEEN

Defense 6' 0" 191 lbs.
Age: 29 (September 21, 1962)
Born: Toronto, Ontario
Shoots: Right

Acquired:

Traded by Minnesota to Pittsburgh with Scott Bjugstad for Ville Siren and Steve Gotaas on December 17, 1988

Drafted:

NY Islanders' 2nd round choice
42nd overall, 1981 Entry Draft

Career Transactions:

Traded by NY Islanders to Minnesota for Chris Pryor and future considerations on March 8, 1988

Milestones within reach:

Needs 26 penalty minutes for 600 career penalty minutes

Career Scoring vs


Team	GP	G	A	PTS	PIM
Boston	13	0	1	1	31
Buffalo	15	1	4	5	6
Calgary	18	1	1	2	8
Chicago	20	0	2	2	34
Detroit	16	0	4	4	19
Edmonton	19	0	5	5	14
Hartford	12	1	2	3	6
Los Angeles	16	2	3	5	17
Minnesota	17	1	0	1	29
Montreal	15	0	4	4	6
New Jersey	35	1	8	9	33
NY Islanders	11	0	0	0	8
NY Rangers	33	1	3	4	64
Philadelphia	36	4	7	11	69
Pittsburgh	27	1	5	6	64
Quebec	16	0	2	2	22
St. Louis	18	0	1	1	12
Toronto	15	0	2	2	25
Vancouver	13	1	2	3	25
Washington	30	0	4	4	62
Winnipeg	14	0	5	5	20

Career Playing Record

Season	Team	League	Regular Season					Playoffs				
			GP	G	A	PTS	PIM	GP	G	A	PTS	PIM
1980-81	S.S. Marie	OHA	68	4	26	30	158	19	1	7	8	58
1981-82	S.S. Marie	OHA	68	9	45	54	185	13	1	2	3	52
1982-83	NY Islanders	NHL	2	0	0	0	4	-	-	-	-	-
	Indianapolis (abc)	CHL	73	10	47	57	78	13	2	10	12	29
1983-84	NY Islanders	NHL	43	1	11	12	32	9	1	1	2	28
	Indianapolis	CHL	26	4	13	17	63	-	-	-	-	-
1984-85	NY Islanders	NHL	48	1	12	13	89	10	0	0	0	26
	Springfield	AHL	25	1	8	9	46	-	-	-	-	-
1985-86	NY Islanders	NHL	57	1	8	9	81	3	0	0	0	2
	Springfield	AHL	11	2	3	5	20	-	-	-	-	-
1986-87	NY Islanders	NHL	71	4	10	14	110	7	0	4	4	4
1987-88	NY Islanders	NHL	57	4	12	16	62	-	-	-	-	-
	Minnesota	NHL	13	1	1	2	21	-	-	-	-	-
1988-89	Kalamazoo	IHL	25	2	6	8	49	-	-	-	-	-
	Minnesota	NHL	2	0	1	1	2	-	-	-	-	-
	PITTSBURGH	NHL	38	1	2	3	42	11	0	2	2	8
1989-90	PITTSBURGH	NHL	69	1	8	9	125	-	-	-	-	-
1990-91	PITTSBURGH	NHL	9	0	0	0	6	-	-	-	-	-
	Muskegon	IHL	40	1	14	15	57	5	0	2	2	0
	NHL TOTALS		409	14	65	79	574	40	1	7	8	68
	PGH TOTALS		116	2	10	12	173	11	0	2	2	8

a - CHL First All-Star Team (1982-83)

b - Won Gassoff Trophy (CHL's Most Improved Defenseman) (1982-83)



1990-91


Split the season between Pittsburgh and Muskegon...played a total of 9 games with the Penguins and 40 with Muskegon, recording 15 (1+14) points...started the season with Pittsburgh and played three games for the Penguins before being assigned to Muskegon on November 2...recalled to Pittsburgh on November 16...assigned to Muskegon on Feb. 7 where he finished the season with the Lumberjacks...recalled in late April after Muskegon was eliminated from the playoffs...remained with Pittsburgh through the Stanley Cup Playoffs.

CAREER

Drafted by the NY Islanders in 1981...spent five plus years with the Islanders before a trade sent him to Minnesota in March of 1988...entering his 4th season with the Penguins organization, his 10th as a pro.

PERSONAL

Gord worked hockey schools in Glens Falls, New York and Okanagan, British Columbia during the off-season...brother Kevin plays for the Hartford Whalers and father Bill played with Detroit and Chicago...enjoys golf, windsurfing and waterskiing.



BOB ERREY

Left Wing 5' 10" 183 lbs.
 Age: 27 (September 21, 1964)
 Born: Montreal, Quebec
 Shoots: Left

Acquired:

Pittsburgh's first round draft choice, 15th overall, 1983 Entry Draft.

Milestones within reach:

Needs 60 games for 500 career games.


Career Scoring vs

Team	GP	G	A	PTS	PIM
Boston	17	2	3	5	28
Buffalo	16	4	6	10	10
Calgary	20	4	4	8	10
Chicago	17	6	5	11	18
Detroit	15	2	3	5	17
Edmonton	16	5	3	8	14
Hartford	17	2	5	7	16
Los Angeles	17	5	7	12	0
Minnesota	20	2	3	5	40
Montreal	15	4	3	7	0
New Jersey	36	6	8	14	44
NY Islanders	39	11	10	21	47
NY Rangers	39	10	16	26	74
Philadelphia	40	6	12	18	39
Quebec	17	5	5	10	6
St. Louis	15	6	2	8	10
Toronto	17	8	6	14	10
Vancouver	16	3	2	5	14
Washington	33	7	12	19	48
Winnipeg	18	7	3	10	11

Career Playing Record

Season	Team	League	Regular Season					Playoffs				
			GP	G	A	PTS	PIM	GP	G	A	PTS	PIM
1981-82	Peterborough	OHL	68	29	31	60	39	9	3	1	4	9
1982-83	Peterborough (a)	OHL	67	53	47	100	74	4	1	3	4	7
1983-84	PITTSBURGH	NHL	65	9	13	22	29	-	-	-	-	-
1984-85	PITTSBURGH	NHL	16	0	2	2	7	-	-	-	-	-
1985-86	Baltimore	AHL	59	17	24	41	14	8	3	4	7	11
	PITTSBURGH	NHL	37	11	6	17	8	-	-	-	-	-
1986-87	Baltimore	AHL	18	8	7	15	28	-	-	-	-	-
	PITTSBURGH	NHL	72	16	18	34	46	-	-	-	-	-
1987-88	PITTSBURGH	NHL	17	3	6	9	18	-	-	-	-	-
1988-89	PITTSBURGH	NHL	76	26	32	58	124	11	1	2	3	12
1989-90	PITTSBURGH	NHL	78	20	19	39	109	-	-	-	-	-
1990-91	PITTSBURGH	NHL	79	20	22	42	115	24	5	2	7	29
NHL & PGH TOTALS			440	105	118	223	456	35	6	4	10	41

a - OHL First All-Star Team (1982-83)



1990-91


Recorded 20 goals and 42 points through 79 games...recorded his 20th goal of the season on March 30 vs Philadelphia...marking his 3rd consecutive season of 20 or more goals...scored 10 of his 20 goals vs Patrick Division teams...tied for the 4th highest plus/minus on the team with +11...scored his 20 goals at even strength or shorthanded...recorded 9 multiple point games...scored on his first NHL penalty shot vs New Jersey's Chris Terreri on January 5. **PLAYOFFS:** Bob was one of only 8 Penguins players to play in all 24 playoff games...was a plus or even player in 19 of the 24 playoff games...recorded a shot on goal in 22 of the 24 playoff games...recorded 3 (2+1) points in the finals vs Minnesota including a shorthanded goal in Game 2.

CAREER

Entering his ninth season with Pittsburgh...ranks 9th among all-time Penguins in games played with 440...on the Penguins all-time scoring lists, he ranks 14th in goals (105), 21st in assists (118) and 19th in points (223)...recorded his 100th career assist on 12/3/90 vs NY Rangers and his 200th NHL point on 1/17/91 at Toronto...played in his 400th NHL game on 12/26/90 at Washington becoming the 11th player in club history to reach that mark.

PERSONAL

Bob and wife Tracey spent the off-season at their cottage in Peterborough, Ontario...enjoys playing golf and waterskiing.



RON FRANCIS

Center 6' 2" 200 lbs.
 Age: 28 (March 1, 1963)
 Born: Sault Ste. Marie, Ont.
 Shoots: Left

Acquired:

Traded by Hartford to Pittsburgh with Ulf Samuelsson and Grant Jennings for John Cullen, Zarley Zalapski and Jeff Parker on March 4, 1991.

Drafted:

Hartford's 1st round choice, 4th overall, in 1981 Entry Draft.

Milestones within reach:


- Needs 72 games for 800 career games.
- Needs 34 goals for 300 career goals.
- Needs 34 assists for 600 career assists.
- Needs 68 points for 900 career points.

Career Scoring vs

Team	GP	G	A	PTS	PIM
Boston	70	17	56	73	46
Buffalo	70	21	41	62	46
Calgary	27	9	30	39	14
Chicago	29	11	29	40	20
Detroit	27	15	21	36	15
Edmonton	25	10	19	29	17
Hartford	1	0	1	1	2
Los Angeles	30	12	22	34	8
Minnesota	26	11	28	39	18
Montreal	74	31	43	74	63
New Jersey	26	11	19	30	44
NY Islanders	28	5	7	12	14
NY Rangers	29	12	32	44	20
Philadelphia	30	9	24	33	25
Pittsburgh	28	14	28	42	19
Quebec	75	28	53	81	85
St. Louis	25	10	21	31	16
Toronto	28	18	31	49	22
Vancouver	28	9	27	36	21
Washington	27	6	17	23	22
Winnipeg	25	7	17	24	24

Career Playing Record

Season	Team	League	Regular Season						Playoffs				PIM
			GP	G	A	PTS	PIM	GP	G	A	PTS		
1980-81	S.S. Marie	OHA	64	26	43	69	33	19	7	8	15	34	
1981-82	S.S. Marie	OHL	25	18	30	48	46	-	-	-	-	-	
	Hartford	NHL	59	25	43	68	51	-	-	-	-	-	
1982-83	Hartford	NHL	79	31	59	90	60	-	-	-	-	-	
1983-84	Hartford	NHL	72	23	60	83	45	-	-	-	-	-	
1984-85	Hartford	NHL	80	24	57	81	66	-	-	-	-	-	
1985-86	Hartford	NHL	53	24	53	77	24	10	1	2	3	4	
1986-87	Hartford	NHL	75	30	63	93	45	6	2	2	4	6	
1987-88	Hartford	NHL	80	25	50	75	87	6	2	5	7	2	
1988-89	Hartford	NHL	69	29	48	77	36	4	0	2	2	0	
1988-89	Hartford	NHL	69	29	48	77	36	4	0	2	2	0	
1988-89	Hartford	NHL	69	29	48	77	36	4	0	2	2	0	
1989-90	Hartford	NHL	80	32	69	101	73	7	3	3	6	8	
1990-91	Hartford	NHL	67	21	55	76	51	-	-	-	-	-	
	PITTSBURGH	NHL	14	2	9	11	21	24	7	10	17	24	
	NHL TOTALS		728	266	566	832	559	57	15	24	39	44	
	PGH TOTALS		14	2	9	11	21	24	7	10	17	24	



1990-91


Acquired from Hartford on March 4...was leading the Whalers in scoring with 76 points when traded...finished the season 20th in NHL scoring...recorded his 9th hat trick (3+2) with Hartford on Feb. 13 vs Detroit...played his first game with Pittsburgh on March 5 vs Vancouver...scored first goal as a Penguin on March 21 vs NY Rangers... had a point in 9 of his 14 games with Pens...recorded his 2nd highest single season assist total (64), five shy of career high 69 set in 89-90...Penguins were 9-3-2 with Francis in lineup...played his 700th NHL game on Feb. 2 at Philadelphia... recorded his 800th career point on Feb. 9 vs Calgary. **PLAYOFFS:** Tied for the team lead in game-winning goals (4)...tied for 5th in the NHL with a +13 rating...recorded 6 multiple point games...had 6 (3+3) points in the finals...tied for 5th in team assists (10) and points (17)...was a plus or even player in 18 of the 24 playoff games...tied for 9th in Penguin career playoff scoring with 17 points.

CAREER

Hartford's first round (4th overall) choice in 1981 NHL Entry Draft...has recorded 20 or more goals in each of his 10 NHL seasons...is the Whalers all-time leader in goals (264), assists (557), points (821), games played (714), hat tricks (9) and power play goals (83)...has recorded at least 75 points in each of his 9 full NHL seasons...has played in three NHL All-Star Games (83, 85 & 90)...also selected for the 1986 NHL All-Star Game but did not play due to an injury.

PERSONAL

Ron and wife Mary Lou have a daughter Kaitlyn (8 months)...reside in Unionville, CT during the off-season...very active in charity & community work including involvement with Connecticut Special Olympics and anti-drug programs...enjoys golf, softball, reading & traveling.



JIRI HRDINA

Center 6' 0" 195 lbs.
 Age: 33 (January 5, 1958)
 Born: Mlada Boleslav, Czech.
 Shoots: Left

Acquired:

Traded by Calgary to Pittsburgh for Jim Kyte on December 13, 1990.

Drafted:

Calgary's 8th round choice, 159th overall, in 1984 Entry Draft.

Milestones within reach:

Needs 6 games for 200 career games.

Career Scoring vs

Team	GP	G	A	PTS	PIM
Boston	7	1	5	6	0
Buffalo	7	0	3	3	2
Calgary	2	1	0	1	0
Chicago	7	3	2	5	8
Detroit	8	3	4	7	0
Edmonton	17	6	6	12	2
Hartford	7	5	2	7	4
Los Angeles	13	6	5	11	4
Minnesota	7	2	0	2	2
Montreal	6	1	2	3	0
New Jersey	10	3	9	12	1
NY Islanders	10	0	2	2	2
NY Rangers	9	1	4	5	6
Philadelphia	10	0	6	6	0
Pittsburgh	7	1	3	4	0
Quebec	8	2	0	2	1
St. Louis	7	1	2	3	2
Toronto	12	2	5	7	9
Vancouver	17	2	3	5	12
Washington	8	1	1	2	0
Winnipeg	15	1	8	9	9

Career Playing Record

Season	Team	League	Regular Season					Playoffs				
			GP	G	A	PTS	PIM	GP	G	A	PTS	PIM
1985-86	Sparta Praha	Czech	44	18	19	37	30	-	-	-	-	-
1986-87	Sparta Praha	Czech	31	18	18	36	24	-	-	-	-	-
1987-88	Sparta Praha	Czech	22	7	15	22	0	-	-	-	-	-
	Czech. Oly. Team		8	2	5	7	4	-	-	-	-	-
	Calgary	NHL	9	2	5	7	2	1	0	0	0	0
1988-89	Calgary	NHL	70	22	32	54	26	4	0	0	0	0
1989-90	Calgary	NHL	64	12	18	30	31	6	0	1	1	1
1990-91	Calgary	NHL	14	0	3	3	4	-	-	-	-	-
	PITTSBURGH	NHL	37	6	14	20	13	14	2	2	4	4
	NHL TOTALS		194	42	72	114	76	25	2	3	5	6
	PGH TOTALS		37	6	14	20	13	14	2	2	4	4



1990-91

Acquired from Calgary on December 13...played his first game with Pittsburgh on December 16 vs Detroit...recorded his first point (assist) as a Penguin on December 18 vs Winnipeg and his first goal on December 28 vs Detroit...recorded two 3-point games and one 2-goal game...notched his 100th NHL point on Jan. 5 vs New Jersey...missed 8 games with Pittsburgh due to injury or illness (flu-2 & ankle-6).


PLAYOFFS: Recorded 2 goals in Game 7 of the Division Semi-Finals vs New Jersey...was a plus or even player in 12 of his 14 playoff games...won his second Stanley Cup Championship.

CAREER

Drafted by Calgary in the 1984 NHL Entry Draft...joined Calgary on March 3, 1988 after playing for Czechoslovakia in the 1988 Winter Olympic Games in Calgary...recorded 7 (2+5) points in 88 Olympics...led Calgary rookies in scoring with 22 goals and 54 points in 88-89...his plus 19 rating placed 2nd among NHL rookies in 88-89...played with Sparta Praha of the Czechoslovakia National League...played for Team Czechoslovakia in the 82,83,85,86,87 & 90 World Championships, the 84 & 88 Winter Olympics and the 84 & 87 Canada Cup Tournaments.

PERSONAL

Jiri and wife Eva have two daughters, Eva (7) and Jana (6)...split the off-season between Calgary and his native Czechoslovakia...enjoys playing tennis.



JAROMIR JAGR

Right Wing 6' 2" 208 lbs.
Age: 19 (February 15, 1972)
Born: Kladno, Czech.
Shoots: Left

Acquired:

Pittsburgh's 1st round choice,
5th overall, in 1990 Entry Draft.

Milestones within reach:

Needs 43 points for 100 career
points.
Needs 20 games for 100 career
games.

Career Scoring vs

Team	GP	G	A	PTS	P
Boston	3	3	2	5	6
Buffalo	3	2	1	3	
Calgary	3	0	2	2	4
Chicago	3	0	0	0	
Detroit	3	2	1	3	5
Edmonton	3	2	2	4	2
Hartford	3	1	0	1	
Los Angeles	3	0	0	0	0
Minnesota	3	2	0	2	
Montreal	3	0	2	2	5
New Jersey	7	3	1	4	
NY Islanders	7	5	4	9	
NY Rangers	7	0	4	4	8
Philadelphia	7	1	4	5	
Quebec	3	1	2	3	0
St. Louis	3	0	0	0	
Toronto	3	2	1	3	5
Vancouver	3	0	0	0	2
Washington	7	2	3	5	
Winnipeg	3	1	1	2	10

Career Playing Record

Season	Team	League	Regular Season				Playoffs				P	
			GP	G	A	PTS	PIM	GP	G	A		PTS
1988-89	Kladno	CSSR	39	8	10	18	—	-	-	-	-	-
1989-90	Kladno	CSSR	51	30	30	60	—	-	-	-	-	-
1990-91	PITTSBURGH (a)	NHL	80	27	30	57	42	24	3	10	13	6
	NHL & PGH TOTALS		80	27	30	57	42	24	3	10	13	6

a - NHL All-Rookie Team (1990-91)



1990-91


Named to the NHL All-Rookie Team at the conclusion of the season...ranked 3rd among NHL rookies in goals (27), 5th in assists (30) and 4th in points (57)... had the 6th highest goal and point totals among rookies in club history...ranked 2nd among NHL rookies with a 19.9 shooting percentage...tied for the 5th highest power play goal total among Penguin all-time rookies with 7...recorded 4 game-winning goals (one shy of the club rookie record)...one of only two players to play in all 80 Penguin games and only the 6th Penguin rookie to play in every game his first season...scored his first NHL goal on Oct. 7 vs New Jersey...recorded his first NHL hat trick on Feb. 2 vs Boston becoming the youngest player in Club history to record 3 goals in a game...recorded 37 of his 57 points in the second half of the season...had two 7-game scoring streaks...scored 15 of his 27 goals on the road...recorded 12 multiple point games including 5 multiple goal games. **PLAYOFFS:** Led NHL rookies with 13 points and 10 assists in playoff action...set an NHL record for assists by a rookie in a Stanley Cup Final series with 5...scored at 8:52 of OT in Game 2 of the Division Semi-Finals vs New Jersey (second rookie in club history to score a playoff OT goal)...led NHL rookies in shots on goal in the playoffs with 57...set a club playoff record for most points (13) and assists (10) by a rookie in a single season...was one of only two Penguin players to play in all 80 regular season games and all 24 playoff games.

CAREER

Pittsburgh's 1st choice, 5th overall, in the 1990 NHL Entry Draft...his appearance on draft day in Vancouver marked the first time a Czechoslovakian player had attended an NHL draft without having to defect...played for Team Czechoslovakia at the 1990 World Championships in Switzerland and the 1991 Canada Cup Tournament.

PERSONAL

Spent the off-season in his hometown of Kladno, Czechoslovakia...enjoys playing tennis and watching football games.



GRANT JENNINGS

Defense: 6' 3" 210 lbs.
Age: 26 (May 5, 1965)
Born: Hudson Bay, Sask.
Shoots: Left

Acquired:

Traded by Hartford to Pittsburgh with Ron Francis and Ulf Samuelsson for John Cullen, Zarley Zalapski and Jeff Parker on March 4, 1991.

Career Transactions:

Signed by Washington as a free agent on June 25, 1985. Traded by Washington to Hartford with Ed Kastelic for Mike Millar and Neil Sheehy on July 6, 1988.

Milestones within reach:


Needs 24 games for 200 career games.

Career Scoring vs

Team	GP	G	A	PTS	PIM
Boston	15	0	0	0	2
Buffalo	12	0	1	1	37
Calgary	8	0	1	1	1
Chicago	8	2	2	4	30
Detroit	7	0	2	2	30
Edmonton	8	2	1	3	
Hartford	1	0	0	0	0
Los Angeles	6	0	0	0	1
Minnesota	7	0	2	2	23
Montreal	15	0	1	1	40
New Jersey	4	0	0	0	
NY Islanders	10	0	3	3	17
NY Rangers	9	1	0	1	2
Philadelphia	9	1	0	1	9
Pittsburgh	7	1	3	4	1
Quebec	15	0	4	4	10
St. Louis	7	0	1	1	0
Toronto	6	0	1	1	
Vancouver	9	1	1	2	19
Washington	8	0	0	0	
Winnipeg	5	0	0	0	0

Career Playing Record

Season	Team	League	Regular Season					Playoffs				
			GP	G	A	PTS	PIM	GP	G	A	PTS	PIM
1983-84	Saskatoon	WHL	64	5	13	18	102	-	-	-	-	-
1984-85	Saskatoon	WHL	47	10	24	34	134	2	1	0	1	2
1985-86	Binghamton	AHL	51	0	4	4	109	-	-	-	-	-
1986-87	Fort Wayne	IHL	3	0	0	0	0	-	-	-	-	-
	Binghamton	AHL	47	1	5	6	125	13	0	2	2	17
1987-88	Washington	NHL	-	-	-	-	-	1	0	0	0	0
	Binghamton	AHL	56	2	12	14	195	3	1	0	1	15
1988-89	Hartford	NHL	55	3	10	13	159	4	1	0	1	17
	Binghamton	AHL	2	0	0	0	2	-	-	-	-	-
1989-90	Hartford	NHL	64	3	6	9	171	7	0	0	0	13
1990-91	Hartford	NHL	44	1	4	5	82	-	-	-	-	-
	PITTSBURGH	NHL	13	1	3	4	26	13	1	1	2	10
	NHL TOTALS		176	8	23	31	438	25	2	1	3	40
	PGH TOTALS		13	1	3	4	26	13	1	1	2	10



1990-91


Played 44 games with the Hartford Whalers before being acquired by Pittsburgh on March 4...scored his first goal as a Penguin in his first game on March 5 vs Vancouver...recorded 2 assists and registered a plus 3 on March 27 at Detroit...was sidelined for one game with Pittsburgh due to a leg injury. **PLAYOFFS:** Scored his only goal of the playoffs in Game 3 of the Conference Finals vs Boston...was a plus or even player in 10 of his 13 playoff games...played in all six games of the Wales Conference Finals, recording two (1+1) points.

CAREER

Signed as a free agent by Washington in 1985...acquired by Hartford during the 1988 off-season...holds the Whalers club record for best +/- rating for a rookie registering a +17 in 88-89 (also best rating among NHL rookie defensemen that year)...coming off his second full NHL season.

PERSONAL

Grant split the off-season between Saskatoon and Hartford...enjoys fishing and golf during the summer months.



JAMIE LEACH


Right Wing 6' 1" 207 lbs.
Age: 22 (August 25, 1969)
Born: Winnipeg Man.
Shoots: Right

Drafted:
 Pittsburgh's 3rd round choice,
 47th overall, in 1987 Entry
 Draft.

Career Scoring vs					
Team	GP	G	A	PTS	PIM
Boston	1	0	1	1	-
Buffalo	-	-	-	-	-
Calgary	-	-	-	-	-
Chicago	2	0	0	0	0
Detroit	-	-	-	-	-
Edmonton	-	-	-	-	-
Hartford	-	-	-	-	-
Los Angeles	-	-	-	-	-
Minnesota	-	-	-	-	-
Montreal	1	1	0	1	0
New Jersey	2	0	0	0	0
NY Islanders	2	0	0	0	0
NY Rangers	3	1	1	2	0
Philadelphia	3	0	0	0	0
Quebec	2	0	1	1	0
St. Louis	-	-	-	-	-
Toronto	-	-	-	-	-
Vancouver	-	-	-	-	-
Washington	1	0	0	0	0
Winnipeg	-	-	-	-	-

Career Playing Record												
Season	Team	League	Regular Season					Playoffs				
			GP	G	A	PTS	PIM	GP	G	A	PTS	PIM
1985-86	N. Westminster	WHL	58	8	7	15	20	-	-	-	-	-
1986-87	Hamilton	OHL	64	12	19	31	67	-	-	-	-	-
1987-88	Hamilton	OHL	64	24	19	43	79	14	6	7	13	12
1988-89	Niagara Falls (a)	OHL	58	45	62	107	47	17	9	11	20	25
1989-90	PITTSBURGH	NHL	10	0	3	3	0	-	-	-	-	-
	Muskegon	IHL	72	22	36	58	39	15	9	4	13	14
1990-91	PITTSBURGH	NHL	7	2	0	2	0	-	-	-	-	-
	Muskegon	IHL	43	33	22	55	26	-	-	-	-	-
	NHL & PGH TOTALS		17	2	3	5	0	-	-	-	-	-

a - OHL Third All-Star Team (1988-89)



1990-91


Missed the first two months of the season after suffering a partial torn ligament in his left knee on Sept. 30 in a pre-season game vs NY Islanders...recorded 55 points in 43 games with Muskegon...scored 33 goals with the Lumberjacks, including 12 goals in his last 12 games...recalled from Muskegon on March 5...played his first game of the season with Pittsburgh on March 10 at the NY Islanders...recorded his first NHL goal on March 12 vs Montreal's Patrick Roy.

CAREER

Drafted by Pittsburgh in the third round of the 1987 NHL Entry Draft...played his junior hockey with Hamilton and Niagara Falls of the Ontario Hockey League...split his two pro seasons between Pittsburgh and Muskegon.

PERSONAL

Jamie spent the off-season in Arnes, Manitoba...enjoys golf and played in charity tournaments in the Philadelphia, PA. area...enjoys water skiing during the summer months.



MARIO LEMIEUX

Center 6' 4" 210 lbs.
 Age: 26 (October 5, 1965)
 Born: Montreal, Quebec
 Shoots: Right

Acquired:

Pittsburgh's first round choice,
 1st overall in 1984 Entry Draft.

Milestones within reach:

Needs 47 games for 500 career
 games.
 Needs 36 goals for 400 career
 goals.
 Needs 81 assists for 600 career
 assists.
 Needs 17 points for 900 career
 points.

Career Scoring vs

Team	GP	G	A	PTS	PIM
Boston	17	11	14	25	14
Buffalo	17	19	17	36	28
Calgary	16	14	25	39	6
Chicago	17	17	28	45	12
Detroit	16	14	27	41	12
Edmonton	17	9	22	31	8
Hartford	16	17	16	33	6
Los Angeles	19	15	28	43	12
Minnesota	16	7	15	22	18
Montreal	15	7	14	21	8
New Jersey	38	28	48	76	51
NY Islanders	40	27	43	70	18
NY Rangers	42	35	52	87	58
Philadelphia	39	25	31	56	32
Quebec	19	22	21	43	12
St. Louis	16	13	19	32	14
Toronto	18	20	21	41	16
Vancouver	19	18	23	41	47
Washington	39	31	33	64	60
Winnipeg	17	15	22	37	22

Career Playing Record

Season	Team	League	Regular Season					Playoffs				PIM
			GP	G	A	PTS	PIM	GP	G	A	PTS	
1981-82	Laval	QMJHL	64	30	66	96	22	18	5	9	14	31
1982-83	Laval (a)	QMJHL	66	84	100	184	76	12	14	18	32	18
1983-84	Laval (bcd)	QMJHL	70	133*	149*	282*	92	14	29*	23*	52*	29
1984-85	PITTSBURGH (ef)	NHL	73	43	57	100	54	-	-	-	-	-
1985-86	PITTSBURGH (gh)	NHL	79	48	93	141	43	-	-	-	-	-
1986-87	PITTSBURGH (g)	NHL	63	54	53	107	57	-	-	-	-	-
1987-88	PITTSBURGH (hijk)	NHL	77	70*	98	168*	92	-	-	-	-	-
1988-89	PITTSBURGH (jk)	NHL	76	85*	114*	199*	100	11	12	7	19	16
1989-90	PITTSBURGH	NHL	59	45	78	123	78	-	-	-	-	-
1990-91	PITTSBURGH (l)	NHL	26	19	26	45	30	23	16	28*	44*	16
NHL & PGH TOTALS			453	364	519	883	454	34	28	35	63	32

* - League-leading figure

a - QMJHL Second All-Star Team (1982-83)

b - QMJHL First All-Star Team (1983-84)

c - QMJHL Most Valuable Player (1983-84)

d - Canadian Major Junior Player of the Year (1983-84)

e - Won Calder Memorial Trophy (1984-85)

f - NHL All-Rookie Team (1984-85)

g - NHL Second All-Star Team (1984-85 & 1986-87)


h - Won Lester B. Pearson Award (1985-86 & 1987-88)

i - Won Hart Trophy (1987-88)

j - Won Art Ross Trophy (1987-88 & 1988-89)

k - NHL First All-Star Team (1987-88 & 1988-89)

l - Won Conn Smythe Trophy (1991)



1990-91


Winner of the Conn Smythe Trophy as the NHL's playoff MVP...missed the first 50 games of the season with a back injury (had surgery on July 11, 1990 to remove a herniated disk in his back)...returned to the lineup on Jan. 26 at Quebec recording three assists...Penguins were 14-9-3 with Lemieux in the lineup...recorded a point in 22 of his 26 games...was a plus or even player in 21 of his 26 games...recorded 13 of his 19 goals on the road...recorded 3 goals on Mar. 26 in Philadelphia, his 26th 3-or-more goal game and the first hat trick ever recorded in Philadelphia by a Penguin player...recorded his 500th NHL assists on Feb. 11 becoming the 2nd fastest NHL player to record 500 assists (game #433). **PLAYOFFS:** Led playoffs in points (44) and assists (28)...tied for second in NHL with 16 playoff goals...led the team with 12 points in the finals and 15 points during the conference finals...had 2 shorthanded goals in the finals...had a goal in each of his last 10 playoff games (11) and a point in each of his last 18 games (14+24)...had a point in 22 of his 23 playoff games...led the team with 93 shots on goal in the playoffs...led the team with 19 (6+13) power play points...was on the ice for 20 of the teams 26 power play goals...tied for 3rd in the NHL with a +14 rating in the playoffs...recorded 14 multiple point playoff games.

CAREER

(Complete career highlights on page 74)

PERSONAL

Mario makes his home in Pittsburgh year-round...enjoys golf during the off-season...an avid wine collector...has served as honorary chairman for the Pittsburgh Cancer Institute for the past four years.



TROY LONEY

Left Wing 6' 3" 209 lbs.
Age: 28 (September 21, 1963)
Born: Bow Island, Alberta
Shoots: Left

Acquired:

Pittsburgh's 3rd round choice in 1982 Entry Draft.

Milestones within reach:


Needs 26 games for 400 career games.

Career Scoring vs

Team	GP	G	A	PTS	PIM
Boston	12	1	1	2	20
Buffalo	12	0	4	4	25
Calgary	14	4	1	5	67
Chicago	15	3	4	7	30
Detroit	15	2	3	5	16
Edmonton	15	4	1	5	18
Hartford	15	1	3	4	35
Los Angeles	15	1	3	4	43
Minnesota	16	1	0	1	27
Montreal	15	2	3	5	16
New Jersey	32	6	11	17	72
NY Islanders	35	4	5	9	47
NY Rangers	29	8	5	13	41
Philadelphia	28	2	8	10	94
Quebec	16	4	2	6	22
St. Louis	14	2	4	6	30
Toronto	16	2	0	2	29
Vancouver	15	1	0	1	51
Washington	30	1	5	6	50
Winnipeg	15	5	5	10	21

Career Playing Record

Season	Team	League	Regular Season					Playoffs				
			GP	G	A	PTS	PIM	GP	G	A	PTS	PIM
1980-81	Lethbridge	WHL	71	18	13	31	100	9	2	3	5	14
1981-82	Lethbridge	WHL	71	26	33	59	152	12	3	3	6	10
1982-83	Lethbridge	WHL	72	33	34	67	156	20	10	7	17	43
1983-84	PITTSBURGH	NHL	13	0	0	0	9	-	-	-	-	-
	Baltimore	AHL	63	18	13	31	147	10	0	2	2	19
1984-85	PITTSBURGH	NHL	46	10	8	18	59	-	-	-	-	-
	Baltimore	AHL	15	4	2	6	25	-	-	-	-	-
1985-86	PITTSBURGH	NHL	47	3	9	12	95	-	-	-	-	-
	Baltimore	AHL	33	12	11	23	84	-	-	-	-	-
1986-87	PITTSBURGH	NHL	23	8	7	15	22	-	-	-	-	-
	Baltimore	AHL	40	13	14	27	134	-	-	-	-	-
1987-88	PITTSBURGH	NHL	65	5	13	18	151	-	-	-	-	-
1988-89	PITTSBURGH	NHL	69	10	6	16	165	11	1	3	4	24
1989-90	PITTSBURGH	NHL	67	11	16	27	168	-	-	-	-	-
1990-91	PITTSBURGH	NHL	44	7	9	16	85	24	2	2	4	41
	Muskegon	IHL	2	0	0	0	5	-	-	-	-	-
	NHL & PGH TOTALS		374	54	68	122	754	35	3	5	8	65



1990-91


Underwent surgery on his right knee in April 1990 and missed the first 28 games of the season...played his first game on Dec. 11 vs Chicago ...recorded 16 (7+9) points through 44 games played...ranked 5th on the team with a plus 10 rating...was a plus or even player in 34 of his 44 games played. **PLAYOFFS:** One of eight Penguin players to play in all 24 playoff games...was a plus or even player in 18 of the 24 playoff games.

CAREER

Entering his ninth season with Pittsburgh...ranks 15th on the Penguins all-time games played list with a total of 374 to his credit...ranks 5th among all-time Penguin players with 754 career penalty minutes...ranks 4th among Penguins in career playoff penalty minutes with 65...recorded his 50th NHL goal at NY Islanders on March 10, 1991.

PERSONAL

Troy and wife Aafke have a son Reed (15 months)...make their home in Pittsburgh year-round...has served as honorary co-chairman for the Cystic Fibrosis Foundation's "65 Roses" Club the past four seasons...donated time to charity work in Pittsburgh during the summer months...enjoys fishing and traveling in the off-season.



JOE MULLEN

Right Wing 5' 9" 180 lbs.
 Age: 34 (February 26, 1957)
 Born: New York, New York
 Shoots: Right

Acquired:

Traded by Calgary to Pittsburgh for Pittsburgh's 2nd round choice in 1990 Entry Draft on June 16, 1990.

Career Transactions:

Signed as a free agent by St. Louis on August 16, 1979. Traded to Calgary with Terry Johnson and Rik Wilson for Ed Beers, Charlie Bourgeois and Gino Cavallini on February 1, 1990.

Milestones within reach:

Needs 7 games for 700 career games.
 Needs 42 goals for 400 career goals.
 Needs 37 points for 800 career points.

Career Scoring vs

Team	GP	G	A	PTS	PIM
Boston	25	5	14	19	2
Buffalo	25	16	14	30	6
Calgary	12	5	6	11	0
Chicago	38	22	18	40	6
Detroit	46	29	27	56	8
Edmonton	47	22	27	49	10
Hartford	23	11	10	21	4
Los Angeles	49	38	29	67	13
Minnesota	47	26	26	52	2
Montreal	25	8	11	19	12
New Jersey	28	16	19	35	13
NY Islanders	28	14	13	27	2
NY Rangers	28	15	20	35	10
Philadelphia	28	8	14	22	0
Pittsburgh	24	12	23	35	6
Quebec	25	12	11	23	8
St. Louis	16	9	10	19	0
Toronto	45	29	31	60	10
Vancouver	49	21	35	56	10
Washington	31	9	15	24	0
Winnipeg	54	31	32	63	26

Career Playing Record

Season	Team	League	Regular Season					Playoffs				
			GP	G	A	PTS	PIM	GP	G	A	PTS	PIM
1977-78	Boston College (a)	ECAC	34	34	34	68	12	-	-	-	-	-
1978-79	Boston College (a)	ECAC	25	32	24	56	8	-	-	-	-	-
1979-80	Salt Lake (bc)	CHL	75	40	32	72	21	13	9*	11	20	0
	St. Louis	NHL	-	-	-	-	-	1	0	0	0	0
1980-81	Salt Lake (de)	CHL	80	59	58	117*	8	17	11	9	20	0
1981-82	Salt Lake	CHL	27	21	27	48	12	-	-	-	-	-
	St. Louis	NHL	45	25	34	59	4	10	7	11	18	4
1982-83	St. Louis	NHL	49	17	30	47	6	-	-	-	-	-
1983-84	St. Louis	NHL	80	41	44	85	19	6	2	0	2	0
1984-85	St. Louis	NHL	79	40	52	92	6	3	0	0	0	0
1985-86	St. Louis	NHL	48	28	24	52	10	-	-	-	-	-
	Calgary	NHL	29	16	22	38	11	21	12*	7	19	4
1986-87	Calgary (f)	NHL	79	47	40	87	14	6	2	1	3	0
1987-88	Calgary	NHL	80	40	44	84	30	7	2	4	6	10
1988-89	Calgary (fgh)	NHL	79	51	59	110	16	21	16*	8	24	4
1989-90	Calgary	NHL	78	36	33	69	26	6	3	0	3	0
1990-91	PITTSBURGH	NHL	47	17	22	39	6	22	8	9	17	4
	NHL TOTALS		693	358	405	763	148	103	52	40	92	26
	PGH TOTALS		47	17	22	39	6	22	8	9	17	4

* - League-leading figure

a - ECAC First All-Star Team (1977-78 & 1978-79)

b - CHL Second All-Star Team (1979-80)

c - Won Ken McKenzie Trophy (CHL's 1979-80 Top Rookie)

d - CHL First All-Star Team (1980-81)

e - Won Tommy Ivan Trophy (CHL's 1980-81 MVP)

f - Won Lady Byng Trophy (1986-87 & 1988-89)

g - NHL First All-Star Team (1988-89)

h - NHL Plus/Minus Leader (1988-89)



1990-91


In his first season with the Pens, Joe recorded 39 points through 47 games until a herniated disk in his neck sidelined him for the remainder of the regular season... finished 10th in team scoring...had at least one shot on goal in 44 of his 47 games...recorded 10 multiple point games including two 2-goal efforts vs St. Louis (10/9) and New Jersey (10/27)...was a plus or even player in 37 of his 47 games. He underwent surgery on Feb. 6 to remove the herniated disk from his neck and missed the final 31 games of the regular season...also missed 2 games in December with a pinched nerve. **PLAYOFFS:** Returned to action in Game 3 of the Division Semi-Finals vs New Jersey...finished the playoffs 4th on the team in goals with 8...had 5 multiple point games including a 2-goal game vs Minnesota in the finals...was a plus or even player in each of his 22 games played...was on the ice for only 4 even strength goals against in the playoffs...tied for the NHL playoff lead with a +17 rating...tied for the team lead with 3 game-winning assists in the playoffs...recorded 8 (3+5) points in the finals vs Minnesota.

CAREER

Played for Boston College prior to turning pro with the St. Louis organization... named Rookie of the Year his first pro season with Salt Lake (79-80)...led CHL in scoring with 117 points in 80-81...first player to score 20 goals in both the minors and NHL during the same season (81-82)...hit the 100-point plateau with Calgary in 88-89 recording 110 points through 79 games...was the 1988-89 NHL plus/minus leader with a plus 51...won the Lady Byng Memorial Trophy in 1986-87 for sportsmanship and gentlemanly conduct combined with a high standard of playing ability...named to the NHL First All-Star Team at right wing in 88-89...played in the 1989 & 1990 NHL All-Star Games...played for Team USA in the 1984, 1987 & 1991 Canada Cups...became the 25th player in NHL history to record 50 or more career goals in the playoffs with his 50th in Game 1 of the 1991 Stanley Cup Finals...has recorded 19 (10+9) points through 16 career Stanley Cup Finals games...played in his 100th NHL playoff game in Game 3 of the 1991 Finals...has played on two Stanley Cup Championship teams (Calgary, 1989 & Pittsburgh, 1991).

PERSONAL

Joe and wife Linda have three sons, Ryan (9), Michael (8), Patrick (5) and a daughter Erin (10 months)...spent the off-season in Cape Cod, Mass...enjoys golf.



LARRY MURPHY

Defense 6' 2" 210 lbs.
Age: 30 (March 8, 1961)
Born: Scarborough, Ont.
Shoots: Right

Acquired:

Traded by Minnesota to Pittsburgh with Peter Taglianetti for Jim Johnson and Chris Dahlquist on December 11, 1990.

Drafted:

Los Angeles' 1st round choice, 4th overall, in 1980 Entry Draft.

Career Transactions:

Traded by Los Angeles to Washington for Ken Houston and Brian Engblom on October 18, 1983.

Traded by Washington to Minnesota with Mike Gartner for Dino Ciccarelli and Bob Rouse on March 7, 1989.

Milestones within reach:

Needs 40 games for 900 career games.
Needs 28 points for 700 career points.

Career Scoring vs

Team	GP	G	A	PTS	PIM
Boston	33	4	20	24	25
Buffalo	33	6	15	21	40
Calgary	41	7	33	40	25
Chicago	40	6	27	33	40
Detroit	44	6	31	37	24
Edmonton	43	5	33	38	25
Hartford	31	7	16	23	55
Los Angeles	23	6	15	21	30
Minnesota	29	6	26	32	24
Montreal	32	9	9	18	6
New Jersey	65	13	36	49	53
NY Islanders	57	11	31	42	40
NY Rangers	61	13	28	41	42
Philadelphia	58	7	27	34	69
Pittsburgh	56	17	42	59	34
Quebec	33	5	20	25	30
St. Louis	43	9	26	35	29
Toronto	43	7	22	29	21
Vancouver	42	5	23	28	63
Washington	16	3	9	12	12
Winnipeg	37	8	23	31	24

Career Playing Record

Season	Team	League	Regular Season					Playoffs				
			GP	G	A	PTS	PIM	GP	G	A	PTS	PIM
1978-79	Peterborough	OHA	66	6	21	27	82	19	1	9	10	42
1979-80	Peterborough (a)	OHA	68	21	68	89	88	14	4	13	17	20
1980-81	Los Angeles	NHL	80	16	60	76	79	4	3	0	3	2
1981-82	Los Angeles	NHL	79	22	44	66	95	10	2	8	10	12
1982-83	Los Angeles	NHL	77	14	48	62	81	-	-	-	-	-
1983-84	Los Angeles	NHL	6	0	3	3	0	-	-	-	-	-
	Washington	NHL	72	13	33	46	50	8	0	3	3	6
1984-85	Washington	NHL	79	13	42	55	51	5	2	3	5	0
1985-86	Washington	NHL	78	21	44	65	50	9	1	5	6	6
1986-87	Washington (b)	NHL	80	23	58	81	39	7	2	2	4	6
1987-88	Washington	NHL	79	8	53	61	72	13	4	4	8	33
1988-89	Washington	NHL	65	7	29	36	70	-	-	-	-	-
	Minnesota	NHL	13	4	6	10	12	5	0	2	2	8
1989-90	Minnesota	NHL	77	10	58	68	44	7	1	2	3	31
1990-91	Minnesota	NHL	31	4	11	15	38	-	-	-	-	-
	PITTSBURGH	NHL	44	5	23	28	30	23	5	18	23	44
	NHL TOTALS		860	160	512	672	672	91	20	47	67	148
	PGH TOTALS		44	5	23	28	30	23	5	18	23	44

a - OHA First All-Star Team (1979-80)

b - NHL Second All-Star Team (1986-87)



1990-91


Acquired from Minnesota on Dec. 11 and played his first game as a Penguin that night vs Chicago...had at least one point in 25 of his 44 games with Pittsburgh...was a plus or even player in 28 of his 44 games...finished 2nd among team defensemen in goals (9), assists (34) and points (43)...missed five games in March with a foot injury. **PLAYOFFS:** Recorded the 5th highest point total by an NHL defenseman in a single playoff year with 23 points and the 4th highest assist total with 18...his 9 assists is the highest total for a Stanley Cup Final series by a defenseman...his four assists in Game 5 of the finals tied an NHL record for most points in a Stanley Cup Final game...his 10 (1+9) points in the finals is the 2nd highest total by a defenseman in finals history...set a club playoff record for the most goals (5), assists (18), points (23) and power play goals (4) by a defenseman in a single playoff year...tied for the league playoff lead with a +17 rating...was a plus or even player in 19 of his 23 playoff games...was on the ice for 55 of the 95 goals the Pens scored in the playoffs (57.9%)...3rd on the team in shots with 66...had at least one shot on goal in each game...ranked 3rd on the team in playoff assists (18) and 4th in points (23)...was on the ice for 23 of the team's 26 playoff power play goals.

CAREER

Drafted 4th overall in 1980 by Los Angeles...finished 2nd in the 1981 Calder Trophy voting for the NHL's Rookie of the Year...recorded three 60-plus point seasons with Los Angeles before he was acquired by Washington...spent 6 years with the Capitals including his best offensive season in 86-87 when he set personal highs with 23 goals and 81 points...named to the NHL Second All-Star Team in 1987 after leading NHL defensemen in goals...became only the 9th defenseman in NHL history to record 500 assists on Jan. 26, 1991 at Quebec...played for Team Canada in the 1987 & 1991 Canada Cup Tournaments...has recorded 40-plus points in each of his 11 NHL seasons.

PERSONAL

Larry and wife Nancy have a daughter Madison (2 1/2 years)...reside in Springfield, Virginia during the off-season.



JIM PAEK

Defense 6' 1" 195 lbs.
Age: 24 (April 7, 1967)
Born: Seoul, Korea
Shoots: Left


Acquired:
 Pittsburgh's 9th round choice,
 170th overall in 1985 Entry Draft.

Career Scoring vs

Team	GP	G	A	PTS	PIM
NY Islanders	1	0	0	0	2
NY Rangers	1	0	0	0	
Philadelphia	1	0	0	0	0

Career Playing Record

Season	Team	League	Regular Season					Playoffs				
			GP	G	A	PTS	PIM	GP	G	A	PTS	PIM
1984-85	Oshawa	OHL	54	2	13	15	57	5	1	0	1	9
1985-86	Oshawa	OHL	64	5	21	26	122	6	0	1	1	9
1986-87	Oshawa	OHL	57	5	17	22	75	26	1	14	15	4
1987-88	Muskegon	IHL	82	7	52	59	141	6	0	0	0	29
1988-89	Muskegon	IHL	80	3	54	57	96	14	1	10	11	2
1989-90	Muskegon	IHL	81	9	41	50	115	15	1	10	11	4
1990-91	PITTSBURGH	NHL	3	0	0	0	9	8	1	0	1	2
	Team Canada		48	2	12	14	24	-	-	-	-	-
NHL & PGH TOTALS			3	0	0	0	9	8	1	0	1	2



1990-91

Played three games for the Penguins before he was assigned to the Canadian National Team on Oct. 30...through 48 games with Team Canada, he recorded (14 (2+12) points...returned to Pittsburgh prior to the start of the Stanley Cup playoffs.


PLAYOFFS: Played in his first NHL playoff game on April 21 at Washington...played in the final three games of the Division Finals vs Washington registering a plus 2...played in the last 5 games of the Finals vs Minnesota...scored his first NHL goal in Game 6 of the Finals...was a plus 2 in 3 of his 8 playoff games.

CAREER

Drafted by Pittsburgh in the 9th round of the 1985 NHL Entry Draft...played his junior hockey with Oshawa of the Ontario Hockey League...played three seasons with Muskegon of the IHL from 87-90.

PERSONAL

Jim spent the off-season in Toronto, Ontario...he played and coached a Korean/Canadian hockey team which traveled to Korea for tournament action...also worked a one week hockey school in the Toronto area...enjoys going to baseball games, camping and water sports.



FRANK PIETRANGELO

Goaltender 5' 10" 185 lbs.
Age: 26 (December 17, 1964)
Born: Niagara Falls, Ontario
Catches: Left

Acquired:
 Pittsburgh's 4th round choice,
 63rd overall, in 1983 Entry Draft.
Milestones within reach:
 Needs 18 games for 100 career
 games.

YEARLY W-L-T RECORD


Season	W	L	T
1987-88	9	11	0
1988-89	5	3	0
1989-90	8	6	2
1990-91	10	11	1
TOTAL	32	31	3

Career Scoring vs

Team	GP	MIN	GA	AVG	W-L-T
Boston	2	87	6	4.14	1-0-0
Buffalo	1	60	3	3.00	1-0-
Calgary	2	85	7	4.94	0-0-1
Chicago	5	291	21	4.33	2-3-
Detroit	1	60	4	4.00	1-0-0
Edmonton	4	241	24	5.98	0-4-
Hartford	2	125	7	3.36	1-0-
Los Angeles	5	177	10	3.39	1-1-0
Minnesota	6	333	31	3.60	3-2-
Montreal	6	320	31	3.00	2-4-0
New Jersey	3	180	8	2.67	2-1-
NY Islanders	7	403	23	3.42	5-2-
NY Rangers	5	295	21	4.27	2-2-0
Philadelphia	6	313	15	2.88	3-1-
Quebec	3	153	11	4.31	2-0-0
St. Louis	4	160	16	6.00	0-3-
Toronto	6	340	20	3.53	3-2-
Vancouver	6	336	19	3.39	1-3-
Washington	5	179	13	4.36	2-1-
Winnipeg	3	114	9	4.74	0-2-0

Career Playing Record

Season	Team	League	Regular Season					Playoffs				
			GP	MP	GA	SO	AVG	GP	MP	GA	SO	AVG
1982-83	U. Minnesota	WCHA	25	1348	80	1	3.55	-	-	-	-	-
1983-84	U. Minnesota	WCHA	20	1141	66	0	3.47	-	-	-	-	-
1984-85	U. Minnesota	WCHA	17	912	52	0	3.42	-	-	-	-	-
1985-86	U. Minnesota	WCHA	23	1284	76	0	3.55	-	-	-	-	-
1986-87	Muskegon	IHL	35	2090	119	2	3.42	15	923	46	0	2.96
1987-88	PITTSBURGH	NHL	21	1207	80	1	3.98	-	-	-	-	-
	Muskegon	IHL	15	868	43	2	2.97	-	-	-	-	-
1988-89	PITTSBURGH	NHL	15	669	45	0	4.04	-	-	-	-	-
	Muskegon	NHL	13	760	38	1	3.00	9	566	29	0	3.00
1989-90	PITTSBURGH	NHL	21	1066	77	0	4.33	-	-	-	-	-
	Muskegon	IHL	12	691	38	1	3.30	-	-	-	-	-
1990-91	PITTSBURGH	NHL	25	1311	86	0	3.94	5	288	15	1	3.13
	NHL & PGH TOTALS		82	4252	288	1	4.06	5	288	15	1	3.13



1990-91


Set a single season career high with his 10th win of the season on March 27 at Detroit (division clinching game)...played in a single season career high 25 games...posted a 5-3-1 record at home with a 3.42 goals against average... recorded a 5-game win streak between October 13 and November 3. **PLAYOFFS:** Played his first NHL playoff game in Game 6 of the Division Semi-Finals at New Jersey (4-3 win)...recorded his first playoff shutout (4-0) in Game 7 vs New Jersey...had a 4-1 record in five playoff games, including a 3-1 record at home...recorded a consecutive shutout string of 112:19 from Game 6 at New Jersey to Game 1 vs Washington (the longest shutout streak in club playoff history).

CAREER

Coming off his first full season in the NHL after splitting the previous three seasons between Pittsburgh and Muskegon...tied for 10th among all-time Penguin goaltenders with 32 victories...tied for 4th among goaltenders in club history with four playoff wins to his credit.

PERSONAL

Frank and wife Kim have a daughter Paige (1 1/2 years)...spent the off-season in Niagara Falls, Ontario...played slo-pitch softball during the summer and worked at a goaltending school in Niagara Falls.



KEN PRIESTLAY

Center 5' 10" 190 lbs.
 Age: 24 (August 24, 1967)
 Born: Richmond, B.C.
 Shoots: Left

Acquired:

Rights traded by Buffalo to Pittsburgh for Tony Tanti on March 5, 1991.

Drafted:


Buffalo's 5th round choice, 98th overall, in 1985 Entry Draft.

Career Scoring vs

Team	GP	G	A	PTS	PIM
Boston	9	4	2	6	
Buffalo	-	-	-	-	-
Calgary	5	1	0	1	
Chicago	5	0	0	0	
Detroit	5	0	1	1	
Edmonton	4	0	1	1	
Hartford	8	3	2	5	0
Los Angeles	4	2	2	4	
Minnesota	2	2	2	4	2
Montreal	10	0	0	0	
New Jersey	5	1	0	1	
NY Islanders	4	0	2	2	2
NY Rangers	7	3	1	4	
Philadelphia	6	0	2	2	4
Pittsburgh	5	1	0	1	
Quebec	11	2	3	5	4
St. Louis	8	2	2	4	2
Toronto	5	0	1	1	
Vancouver	6	3	3	6	2
Washington	4	0	0	0	
Winnipeg	6	1	2	3	4

Career Playing Record

Season	Team	League	Regular Season					Playoffs				
			GP	G	A	PTS	PIM	GP	G	A	PTS	PIM
1983-84	Victoria	WHL	55	10	18	28	31	-	-	-	-	-
1984-85	Victoria	WHL	50	25	37	62	48	-	-	-	-	-
1985-86	Victoria	WHL	72	73	72	145	45	-	-	-	-	-
	Rochester	AHL	4	0	2	2	0	-	-	-	-	-
1986-87	Buffalo	NHL	34	11	6	17	8	-	-	-	-	-
	Victoria	WHL	33	43	39	82	37	-	-	-	-	-
	Rochester	AHL	-	-	-	-	-	8	3	2	5	4
1987-88	Buffalo	NHL	33	5	12	17	35	6	0	0	0	1
	Rochester	AHL	43	27	24	51	47	-	-	-	-	-
1988-89	Buffalo	NHL	15	2	0	2	2	3	0	0	0	2
	Rochester	AHL	64	56	37	93	60	-	-	-	-	-
1989-90	Buffalo	NHL	35	7	7	14	14	5	0	0	0	0
	Rochester	AHL	40	19	39	58	46	-	-	-	-	-
1990-91	PITTSBURGH	NHL	2	0	1	1	0	-	-	-	-	-
	Team Canada		40	20	26	46	34	-	-	-	-	-
	NHL TOTALS		119	25	26	51	59	14	0	0	0	2
	PGH TOTALS		2	0	1	1	0	-	-	-	-	-



1990-91


Played with the Canadian National Team...ranked fifth in scoring with Team Canada recording 46 (20+26) points...signed by Pittsburgh on March 26 after the Penguins acquired his rights from the Buffalo Sabres on March 5...recorded an assist in his first game with Pittsburgh on March 30 vs Philadelphia.

CAREER

Buffalo's fifth round choice in the 1985 NHL Entry Draft...broke into the pro ranks in 1985-86 with Buffalo's AHL affiliate in Rochester...coming off his fifth pro season...has 119 NHL games to his credit.

PERSONAL

Ken split the off-season between Vancouver, B.C. and Birch Bay, Washington ... worked in construction with his father during the summer...enjoys water sports and spending time at the beach.



MARK RECCHI

Right Wing 5' 10" 185 lbs.
Age: 23 (February 1, 1968)
Born: Kamloops, B.C.
Shoots: Left

Acquired:

Pittsburgh's 4th round draft choice, 67th overall, in 1988 Entry Draft.

Milestones within reach:

Needs 33 games for 200 career games.
 Needs 29 goals for 100 career goals.
 Needs 18 points for 200 career points.

Career Scoring vs

Team	GP	G	A	PTS	PIM
Boston	6	2	2	4	2
Buffalo	6	2	3	5	2
Calgary	6	1	3	4	2
Chicago	6	2	1	3	2
Detroit	7	3	3	6	2
Edmonton	7	2	3	5	2
Hartford	6	2	4	6	2
Los Angeles	6	1	3	4	4
Minnesota	7	2	7	9	0
Montreal	6	0	1	1	2
New Jersey	13	7	8	15	2
NY Islanders	17	7	14	21	9
NY Rangers	14	8	13	21	24
Philadelphia	14	4	10	14	6
Quebec	6	6	3	9	2
St. Louis	7	2	6	8	15
Toronto	6	1	5	6	0
Vancouver	6	2	2	4	6
Washington	14	11	14	25	4
Winnipeg	7	6	6	12	2

Career Playing Record

Season	Team	League	Regular Season					Playoffs				
			GP	G	A	PTS	PIM	GP	G	A	PTS	PIM
1985-86	New Westminster	WHL	72	21	40	61	55	-	-	-	-	-
1986-87	Kamloops	WHL	40	26	50	76	63	13	3	16	19	17
1987-88	Kamloops (a)	WHL	62	61	93*	154	75	17	10	21*	31*	18
1988-89	PITTSBURGH	NHL	15	1	1	2	0	-	-	-	-	-
	Muskegon (b)	IHL	63	50	49	99	86	14	7	14*	21*	28
1989-90	PITTSBURGH	NHL	74	30	37	67	44	-	-	-	-	-
	Muskegon	IHL	4	7	4	11	2	-	-	-	-	-
1990-91	PITTSBURGH	NHL	78	40	73	113	48	24	10	24	34	33
	NHL & PGH TOTALS		167	71	111	182	92	24	10	24	34	33

* - League-leading figure

a - WHL First All-Star Team (1987-88)

b - IHL Second All-Star Team (1988-89)



1990-91


Led the Pens in points (113), assists (73) and tied for for team lead in goals (40)...ranked 4th in the NHL in points and tied for 4th in assists...led all NHL wingers in assists...only 2nd player in club history to record 40 goals and 70 assists in same season...tied the club record for game-winning goals in a season (9)...tied for 3rd in NHL in game-winning goals...became only the 3rd player in club history to record 70 assists in a season and only the 10th player to score 40 goals...ranked 2nd on the team in power play goals (12)... had 36 multiple point games including 5 multiple goal games...ranked 5th in NHL in shooting percentage (21.7)...led the team with 58 points, 24 goals & 34 assists at home...led team with 55 points and 39 assists on the road... 2nd on the team with 16 road goals...recorded 61 (19+42) points in 33 games vs Patrick Division...had a point in 59 of his 78 games...recorded his 100th point of the season on March 5 vs Vancouver (only the 6th Penguin to reach the 100 point plateau)...had a career high 11-game scoring streak from Oct. 23-Nov. 14... recorded his 100th career point on Nov. 14 at Winnipeg...tallied his 100th career assist on Feb. 24 at Washington...missed 2 games with injuries (shoulder-1 & knee-1). **PLAYOFFS:** Finished 2nd in playoff scoring (34 points) and playoff assists (24)...ranked 3rd on the team in goals (10)...recorded 9 multiple point games including three 2-goal games...led the team in scoring vs New Jersey (2+9) and Washington (3+7)...had 11 (5+6) points on power play...recorded a point in 19 of the 24 games.

CAREER

Drafted by Pittsburgh in 1988...recorded 30 or more goals in each of his first two NHL seasons becoming only the 3rd player in Penguins history to do so...ranks 3rd among all-time Penguins in playoff points (34), 2nd in playoff assists (24) and tied for 3rd in playoff goals (10)...played in the 1991 NHL All-Star Game in Chicago.

PERSONAL

Split the off-season between Pittsburgh and Kamloops, B.C....enjoys baseball and working with horses.



GORD ROBERTS

Defense 6' 1" 195 lbs.
Age: 34 (October 2, 1957)
Born: Detroit, Michigan
Shoots: Left

Acquired:

Traded by St. Louis to Pittsburgh for future consideration on October 27, 1990.

Drafted:

Montreal's 3rd round choice, 54th overall, in 1977 Amateur Draft.

Career Transactions:

Claimed by Hartford from Montreal in 1979 Expansion Draft on June 22, 1979.

Traded to Minnesota by Hartford for Mike Fidler on December 16, 1980.

Traded to Philadelphia by Minnesota for future considerations on February 8, 1988.

Traded to St. Louis by Philadelphia for future considerations on March 8, 1988.

Milestones within reach:


Needs 28 points for 400 career points.

Career Scoring vs

Team	GP	G	A	PTS	PIM
Boston	32	1	6	7	61
Buffalo	37	1	13	14	49
Calgary	36	4	9	13	38
Chicago	72	4	28	32	127
Detroit	80	5	34	39	98
Edmonton	39	2	17	19	63
Hartford	27	2	10	12	23
Los Angeles	37	1	11	12	103
Minnesota	37	3	9	12	24
Montreal	33	0	7	7	59
New Jersey	28	2	12	14	42
NY Islanders	41	2	13	15	64
NY Rangers	40	5	11	16	80
Philadelphia	38	4	11	15	35
Pittsburgh	32	3	10	13	36
Quebec	32	2	6	8	84
St. Louis	63	3	32	35	56
Toronto	81	4	39	43	144
Vancouver	35	1	12	13	46
Washington	39	1	10	11	67
Winnipeg	41	3	19	22	51

Career Playing Record

Season	Team	League	Regular Season					Playoffs				
			GP	G	A	PTS	PIM	GP	G	A	PTS	PIM
1974-75	Victoria	WHL	53	19	45	64	145	12	1	9	10	42
1975-76	New England	WHA	77	3	19	22	102	17	2	9	11	36
1976-77	New England	WHA	77	13	33	46	169	5	2	2	4	6
1977-78	New England	WHA	78	15	46	61	118	14	0	5	5	29
1978-79	New England	WHA	79	11	46	57	113	10	0	4	4	10
1979-80	Hartford	NHL	80	8	28	36	89	3	1	1	2	2
1980-81	Hartford	NHL	27	2	11	13	81	-	-	-	-	-
	Minnesota	NHL	50	6	31	37	94	19	1	5	6	17
1981-82	Minnesota	NHL	79	4	30	34	119	4	0	3	3	27
1982-83	Minnesota	NHL	80	3	41	44	103	9	1	5	6	14
1983-84	Minnesota	NHL	77	8	45	53	132	15	3	7	10	23
1984-85	Minnesota	NHL	78	6	36	42	112	9	1	6	7	6
1985-86	Minnesota	NHL	76	2	21	23	101	5	0	4	4	8
1986-87	Minnesota	NHL	67	3	10	13	68	-	-	-	-	-
1987-88	Minnesota	NHL	48	1	10	11	103	-	-	-	-	-
	Philadelphia	NHL	11	1	2	3	15	-	-	-	-	-
	St. Louis	NHL	11	1	3	4	25	10	1	2	3	33
1988-89	St. Louis	NHL	77	2	24	26	90	10	1	7	8	8
1989-90	St. Louis	NHL	75	3	14	17	140	10	0	2	2	26
1990-91	St. Louis	NHL	3	0	1	1	8	-	-	-	-	-
	Peoria	IHL	6	0	8	8	4	-	-	-	-	-
	PITTSBURGH	NHL	61	3	12	15	70	24	1	2	3	63
	NHL TOTALS		900	53	319	372	1350	118	10	44	54	227
	PGH TOTALS		61	3	12	15	18	24	1	2	3	63



1990-91


Acquired from St. Louis on Oct. 27...played 3 games for the Blues and 6 games for Peoria (IHL) prior to joining the Penguins...played his first game with Pittsburgh on Oct. 28 vs NY Islanders...led the Penguins with a plus 18 rating...was a plus or even player in 45 of his 61 games...sidelined for two games with a foot injury...played in his 900th NHL career game on March 31 at New York Rangers. **PLAYOFFS:** Tied for 5th in the NHL with a plus 13 in the playoffs...was a plus 5 in the finals...was a plus or even player in 18 of the 24 playoff games...recorded two (1+1) points and was a plus 4 in Game 6 of the conference finals vs Boston...recorded 63 penalty minutes, second highest total for a single playoff year in club history...ranks fifth in club playoff records with 63 penalty minutes...played in all 24 playoff games including his 100th career playoff game on April 13 at New Jersey.

CAREER

Began his pro career in the WHA, playing with New England from 1975-1979...broke into the NHL with Hartford in 79-80...recorded his best offensive season in 83-84 with Minnesota (8+45=53)...played in his second Stanley Cup Final in 1991 (first with Minnesota in 1981), winning his first Stanley Cup Championship with Pittsburgh.

PERSONAL

Gord and wife Marlo have two children, daughter Dana (6) and son Ben (3)...spent the off-season in Bloomington, Minnesota, where he and Marlo operate a personalized wine gift shop...brother Doug also played in the NHL...enjoys golf.



ULF SAMUELSSON

Defense 6' 1" 195 lbs.
Age: 27 (March 26, 1964)
Born: Fagersta, Sweden
Shoots: Left

Acquired:

Traded by Hartford to Pittsburgh with Ron Francis and Grant Jennings for John Cullen, Zarley Zalapski and Jeff Parker on March 4, 1991.

Drafted:

Hartford's fourth round choice, 67th overall in 1982 NHL Entry Draft.

Milestones within reach:


Needs 23 games for 500 career games.
Needs 20 points for 200 career points.

Career Scoring vs

Team	GP	G	A	PTS	PIM
Boston	46	5	14	19	116
Buffalo	44	5	13	18	135
Calgary	19	2	10	12	39
Chicago	18	3	7	10	50
Detroit	14	0	3	3	29
Edmonton	17	1	7	8	28
Hartford	1	0	0	0	2
Los Angeles	19	1	4	5	62
Minnesota	17	2	6	8	25
Montreal	47	1	14	15	90
New Jersey	17	2	3	5	29
NY Islanders	19	0	6	6	56
NY Rangers	20	1	5	6	24
Philadelphia	18	1	5	6	37
Pittsburgh	17	1	13	14	36
Quebec	48	2	9	11	142
St. Louis	19	0	5	5	51
Toronto	20	2	4	6	58
Vancouver	20	2	9	11	33
Washington	18	0	3	3	75
Winnipeg	19	1	8	9	28

Career Playing Record

Season	Team	League	Regular Season					Playoffs				
			GP	G	A	PTS	PIM	GP	G	A	PTS	PIM
1981-82	Leksand	Swe.	31	3	1	4	40	-	-	-	-	-
1982-83	Leksand	Swe.	33	9	6	15	72	-	-	-	-	-
1983-84	Leksand	Swe.	36	5	11	16	53	-	-	-	-	-
1984-85	Hartford	NHL	41	2	6	8	83	-	-	-	-	-
	Binghamton	AHL	36	5	11	16	92	-	-	-	-	-
1985-86	Hartford	NHL	80	5	19	24	174	10	1	2	3	38
1986-87	Hartford	NHL	78	2	31	33	162	5	0	1	1	41
1987-88	Hartford	NHL	76	8	33	41	159	5	0	0	0	8
1988-89	Hartford	NHL	71	9	26	35	181	4	0	2	2	4
1989-90	Hartford	NHL	55	2	11	13	177	7	1	0	1	2
1990-91	Hartford	NHL	62	3	18	21	174	-	-	-	-	-
	PITTSBURGH	NHL	14	1	4	5	37	20	3	2	5	34
	NHL TOTALS		477	32	148	180	1147	51	5	7	12	127
	PGH TOTALS		14	1	4	5	37	20	3	2	5	34



1990-91


Acquired from Hartford on March 4...finished 3rd among Penguin defensemen in points (26) and assists (22)...shared the team lead with Gord Roberts for the best plus/minus rating with plus 17...led the Pens with a personal career high 211 penalty minutes...registered a plus 2 in four of his 14 games with Pittsburgh. Recorded 5 points through 20 playoff games while registering a plus 7 rating...scored the Stanley Cup Finals series clinching goal in Game 6 becoming the first defenseman to score the championship clinching goal since 1985 when Paul Coffey scored the series clincher for Edmonton. He recorded two multiple point games during the playoffs...was a plus or even player in 13 of his 20 playoff games played.

CAREER

Drafted by Hartford in 1982, Ulf joined the Whalers during the 1984-85 season after fulfilling commitments to the Swedish Army...led the Whalers in plus/minus after two of his five full seasons in Hartford...named to the NHL All-Star Team for Rendez-Vous '87 series vs USSR...played for Team Sweden in the 1991 Canada Cup Tournament.

PERSONAL

Ulf and wife Jeanette became parents in July with the arrival of son Philip...spend the off-season in their native Sweden.



PAUL STANTON

Defense: 6' 1" 200 lbs.
Age: 24 (June 22, 1967)
Born: Boston, Mass.
Shoots: Right

Acquired:

Pittsburgh's 8th round choice, 149th overall in 1985 Entry Draft.

Milestones within reach:

Needs 25 games for 100 career games.

Career Scoring vs

Team	GP	G	A	PTS	PIM
Boston	3	0	0	0	0
Buffalo	3	0	1	1	0
Calgary	3	0	0	0	0
Chicago	3	0	0	0	0
Detroit	2	0	1	1	2
Edmonton	3	0	0	0	2
Hartford	3	0	0	0	0
Los Angeles	3	0	0	0	0
Minnesota	3	0	0	0	2
Montreal	3	0	1	1	2
New Jersey	7	0	3	3	6
NY Islanders	7	0	4	4	6
NY Rangers	6	0	2	2	2
Philadelphia	4	1	0	1	2
Quebec	3	0	4	4	4
St. Louis	3	1	1	2	2
Toronto	3	0	0	0	0
Vancouver	3	0	0	0	4
Washington	7	1	1	2	4
Winnipeg	3	2	0	2	2


Career Playing Record

Season	Team	League	Regular Season					Playoffs				
			GP	G	A	PTS	PIM	GP	G	A	PTS	PIM
1985-86	U. Wisconsin	WCHA	36	4	6	10	16	-	-	-	-	-
1986-87	U. Wisconsin	WCHA	41	5	17	22	70	-	-	-	-	-
1987-88	U. Wisconsin (ab)	WCHA	45	9	38	47	98	-	-	-	-	-
1988-89	U. Wisconsin (c)	WCHA	45	7	29	36	126	-	-	-	-	-
1989-90	Muskegon	IHL	77	5	27	32	61	15	2	4	6	21
1990-91	PITTSBURGH	NHL	75	5	18	23	40	22	1	2	3	24
	NHL & PGH TOTALS		75	5	18	23	40	22	1	2	3	24

a - NCAA West First All-American Team (1987-88)

b - WCHA Second All-Star Team (1987-88)

c - WCHA First All-Star Team (1988-89)



1990-91

Finished his rookie season 4th among team defensemen in scoring with 23 (5+18) points...tied for 4th among NHL rookies and his teammates with a plus 11 rating...recorded 12 of his 23 points vs Patrick Division teams...scored 2 goals on Dec. 18 vs Winnipeg...recorded two 3-assist games (10/25 vs Quebec & 10/28 vs NY Islanders)...recorded a 4-game point scoring streak from Dec. 13-18 with 6 (2+4) points in that span...scored at 2:46 of overtime vs Washington on Jan. 29...his 5 goals tied Doug Bodger for the 4th highest total in club history among rookie defensemen.


PLAYOFFS: Recorded his first NHL playoff goal on May 9 at Boston...led all rookies in the playoffs with a plus 6 rating ...registered a plus 3 in the finals vs Minnesota.

CAREER

While playing college hockey at Wisconsin, Paul was named to the NCAA West First All-American Team and WCHA Second All-Star Team in 88-89...broke into the pro ranks in 89-90 with Pittsburgh's IHL affiliate in Muskegon...scored his first NHL goal on 11/21/90 vs Philadelphia's Pete Peeters.

PERSONAL

Split the off-season between Pittsburgh, Boston & Wisconsin...attends many baseball games during the summer months...enjoys golf.



KEVIN STEVENS

Left Wing 6' 3" 217 lbs.
Age: 26 (April 15, 1965)
Born: Brockton, Massachusetts
Shoots: Left

Acquired:

NHL rights traded by Los Angeles to Pittsburgh for Anders Hakansson on September 9, 1983.

Drafted:

Los Angeles' 6th round choice, 108th overall, in 1983 Entry Draft

Milestones within reach:

- Needs 4 games for 200 career games.
- Needs 14 goals for 100 career goals.
- Needs 8 assists for 100 career assists.
- Needs 22 points for 200 career points.


Career Scoring vs

Team	GP	G	A	PTS	PIM
Boston	8	4	4	8	13
Buffalo	6	2	3	5	2
Calgary	8	2	6	8	2
Chicago	8	5	4	9	2
Detroit	6	2	5	7	8
Edmonton	8	2	4	6	0
Hartford	8	4	2	6	33
Los Angeles	6	5	0	5	6
Minnesota	9	3	4	7	8
Montreal	8	1	1	2	20
New Jersey	19	6	11	17	37
NY Islanders	17	7	2	9	10
NY Rangers	15	9	8	17	27
Philadelphia	17	9	4	13	29
Quebec	7	7	9	16	6
St. Louis	7	3	3	6	6
Toronto	7	3	3	6	20
Vancouver	6	2	4	6	39
Washington	18	8	12	20	53
Winnipeg	8	2	3	5	10

Career Playing Record

Season	Team	League	Regular Season					Playoffs				
			GP	G	A	PTS	PIM	GP	G	A	PTS	PIM
1983-84	Boston College	ECAC	37	6	14	20	36	-	-	-	-	-
1984-85	Boston College	HE	40	13	23	36	36	-	-	-	-	-
1985-86	Boston College	HE	42	17	27	44	56	-	-	-	-	-
1986-87	Boston College (ab)	HE	39	35	35	70	54	-	-	-	-	-
1987-88	U.S. National		44	22	23	45	52	-	-	-	-	-
	U.S. Olympic		5	1	3	4	2	-	-	-	-	-
	PITTSBURGH	NHL	16	5	2	7	8	-	-	-	-	-
1988-89	Muskegon	IHL	45	24	41	65	113	-	-	-	-	-
	PITTSBURGH	NHL	24	12	3	15	19	11	3	7	10	16
1989-90	PITTSBURGH	NHL	76	29	41	70	171	-	-	-	-	-
1990-91	PITTSBURGH (c)	NHL	80	40	46	86	133	24	17	16	33	53
	NHL & PGH TOTALS		196	86	92	178	331	35	20	23	43	69

a - Hockey East First All-Star Team (1986-87)
b - NCAA East Second All-American Team (1986-87)
c - NHL Second All-Star Team (1990-91)



1990-91


Tied for the team lead in goals with 40...ranked 4th in points (86) and assists (46)...finished 21st in league scoring...led the team with 18 power play goals...led the team with 253 shots on goal...had a shot on goal in 76 of his 80 games...one of only two Penguins to play in all 80 games...broke Lowell MacDonald's club record for points (82) by a left wing in a season...led the team with 18 goals on the road...ranked 2nd in goals at home with 22...ranked 3rd in power play points with 38 (18+20)...had 23 multiple point games including 6 multiple goal games...recorded 34 (15+19) points in 35 Patrick Division games...had a career high 10-game scoring streak from Oct. 25-Nov. 14...named NHL Player of the Week for the first week of the season recording 14 points in 5 games...scored at 0:13 of OT on March 21 vs NY Rangers (quickest OT goal in club history)...recorded 2nd career hat trick on Oct. 25 vs Quebec. **PLAYOFFS:** Leading goal scorer in playoffs with 17 (tied for the 2nd highest total in NHL history)...3rd in NHL playoff scoring with 33 points...tied for the team lead in game-winning goals (4)...scored at 8:10 of OT in Game 2 vs Washington...tied for 3rd in NHL with a +14 rating...recorded 9 multiple point games including four 2-goal games...recorded a point in 19 of 24 playoff games...7 power play goals ties club record for most in a single playoff year...led team with 9 goals on the road...recorded 10 (6+4) points in Conference Finals and 7 (4+3) points in Finals...had 15 (7+8) points on power play...one of only two Penguins to play in all 80 regular season and 24 playoff games.

CAREER

Entering his 5th pro season...was a member of Team USA in the 1988 Winter Olympics at Calgary...joined the Pens at the conclusion of the Olympic games to play in the final 16 games of the 87-88 season...played in the 87 Pravada Cup at Moscow, 87 World Championships in Vienna and 90 World Championships in Switzerland...a member of the 91 Wales Conference All-Star Team...ranks 2nd among all-time Penguins in career playoff points (43) and goals (20) ...ranks 3rd in career playoff assists (23) and penalty minutes (69)...named to the 1991 NHL Second All-Star Team.

PERSONAL

Kevin and wife Suzanne split the off-season between Pittsburgh and Cape Cod, Mass...enjoys golf, fishing and traveling...likes to spend his spare time at the beach...father Arthur played baseball with the Cincinnati Reds minor league affiliate.



PETER TAGLIANETTI

Defense 6' 2" 195 lbs.
Age: 28 (August 15, 1963)
Born: Framingham, Mass.
Shoots: Left

Acquired:

Traded by Minnesota to Pittsburgh with Larry Murphy for Jim Johnson and Chris Dahlquist on December 11, 1990

Drafted:

Winnipeg's 3rd round choice, 43rd overall, in 1983 Entry Draft.

Career Transactions:

Traded by Winnipeg to Minnesota for future considerations on September 30, 1990.

Milestones within reach:

Needs 38 games for 300 career games.


Career Scoring vs

Team	GP	G	A	PTS	PIM
Boston	13	1	1	2	2
Buffalo	11	1	3	4	25
Calgary	21	1	6	7	13
Chicago	10	0	2	2	2
Detroit	13	0	1	1	53
Edmonton	22	1	1	2	7
Hartford	12	1	0	1	12
Los Angeles	19	2	3	5	3
Minnesota	7	1	3	4	1
Montreal	12	0	1	1	30
New Jersey	14	1	5	6	2
NY Islanders	13	2	6	8	29
NY Rangers	11	0	2	2	3
Philadelphia	14	0	1	1	14
Pittsburgh	10	0	2	2	4
Quebec	9	0	2	2	2
St. Louis	10	0	2	2	10
Toronto	9	1	1	2	1
Vancouver	23	0	2	2	70
Washington	7	1	1	2	1
Winnipeg	2	0	1	1	2

Career Playing Record

Season	Team	League	Regular Season						Playoffs			
			GP	G	A	PTS	PIM	GP	G	A	PTS	PIM
1981-82	Providence	ECAC	2	0	0	0	2	-	-	-	-	-
1982-83	Providence	ECAC	43	4	17	21	68	-	-	-	-	-
1983-84	Providence	ECAC	30	4	25	29	68	-	-	-	-	-
1984-85	Providence (a)	HE	35	6	18	24	32	-	-	-	-	-
	Winnipeg	NHL	1	0	0	0	0	1	0	0	0	0
1985-86	Winnipeg	NHL	18	0	0	0	48	3	0	0	0	0
	Sherbrooke	AHL	24	1	18	19	75	-	-	-	-	-
1986-87	Winnipeg	NHL	3	0	0	0	12	-	-	-	-	-
	Sherbrooke	AHL	54	5	14	19	104	10	2	5	7	25
1987-88	Winnipeg	NHL	70	6	17	23	182	5	1	1	2	1
1988-89	Winnipeg	NHL	66	1	14	15	226	-	-	-	-	-
1989-90	Winnipeg	NHL	49	3	6	9	136	5	0	0	0	6
	Moncton	AHL	3	0	2	2	2	-	-	-	-	-
1990-91	Minnesota	NHL	16	0	1	1	14	-	-	-	-	-
	PITTSBURGH	NHL	39	3	8	11	93	19	0	3	3	4
	NHL TOTALS		262	13	46	59	711	33	1	4	5	6
	PGH TOTALS		39	3	8	11	93	19	0	3	3	49

a - Hockey East First All-Star Team (1984-85)



1990-91


Acquired from Minnesota on Dec. 11 and played his first game as a Penguin that night recording an assist vs Chicago...ranked 2nd among Pens with a plus 16 rating...was a plus or even player in 27 of his 39 games with Pittsburgh... scored two goals on March 10 at the NY Islanders...missed 11 games due to injuries (neck-1, collapsed lung-9 & foot-1). **PLAYOFFS:** Recorded all three of his playoff assists in the Stanley Cup Finals vs Minnesota...was a plus or even player in 15 of his 19 playoff games...recorded two assists and was a plus 3 in Game 6 of the finals.

CAREER

Drafted by Winnipeg in the 1983 NHL Entry Draft, 43rd overall...named to the Hockey East First All-Star Team in 1985 while playing with Providence College...made his NHL debut with the Jets when he played one game in 84-85 after completing his final year at Providence...has played the past four full seasons in the NHL.

PERSONAL

Peter and wife Allison have three sons, Patrick (4), and twins Andrew & Jonathan (2)...make their home in Pittsburgh year-round...made numerous charity appearances in Pittsburgh during the summer months...enjoys golf.



BRYAN TROTTIER

Center 5' 11" 195 lbs.
 Age: 35 (July 17, 1956)
 Born: Val Marie, Saskatchewan
 Shoots: Left

Acquired:

Signed by Pittsburgh as a free agent on July 20, 1990.

Drafted:

NY Islanders' 2nd round choice, 22nd overall in 1974 Amateur Draft.

Milestones within reach:

Needs 25 games for 1200 career games.
 Needs 28 assists for 900 career assists.
 Needs 19 points for 1400 career points.

Career Scoring vs

Team	GP	G	A	PTS	PIM
Boston	49	14	27	41	15
Buffalo	50	19	42	61	36
Calgary	59	36	40	76	24
Chicago	54	21	45	66	42
Detroit	51	23	32	55	26
Edmonton	32	12	26	38	10
Hartford	38	15	22	37	21
Los Angeles	49	26	38	64	48
Minnesota	53	27	57	84	45
Montreal	50	16	29	45	32
New Jersey	87	44	69	113	53
NY Islanders	6	0	2	2	2
NY Rangers	94	37	72	109	75
Philadelphia	100	40	70	110	43
Pittsburgh	82	47	58	105	58
Quebec	29	13	23	36	22
St. Louis	51	27	39	66	43
Toronto	51	23	43	66	30
Vancouver	54	22	38	60	32
Washington	88	31	70	101	98
Winnipeg	35	11	20	31	28

Career Playing Record

Season	Team	League	Regular Season					Playoffs				
			GP	G	A	PTS	PIM	GP	G	A	PTS	PIM
1972-73	Swift Current	WHL	67	16	29	45	10	-	-	-	-	-
1973-74	Swift Current	WHL	68	41	71	112	76	13	7	8	15	8
1974-75	Lethbridge (ab)	WHL	67	46	98*	144	103	6	2	5	7	14
1975-76	NY Islanders (c)	NHL	80	32	63	95	21	13	1	7	8	8
1976-77	NY Islanders	NHL	76	30	42	72	34	12	2	8	10	2
1977-78	NY Islanders (d)	NHL	77	46	77*	123	46	7	0	3	3	4
1978-79	NY Islanders (defg)	NHL	76	47	87*	134*	50	10	2	4	6	13
1979-80	NY Islanders (h)	NHL	78	42	62	104	68	21	12*	17	29*	16
1980-81	NY Islanders	NHL	73	31	72	103	74	18	11	18*	29	34
1981-82	NY Islanders (i)	NHL	80	50	79	129	88	19	6	23*	29	40
1982-83	NY Islanders	NHL	80	34	55	89	68	17	8	12	20	18
1983-84	NY Islanders (i)	NHL	68	40	71	111	59	21	8	6	14	45
1984-85	NY Islanders	NHL	68	28	31	59	47	10	4	2	6	8
1985-86	NY Islanders	NHL	78	37	59	96	72	3	1	1	2	2
1986-87	NY Islanders	NHL	80	23	64	87	50	14	8	5	13	12
1987-88	NY Islanders	NHL	77	30	52	82	48	6	0	0	0	10
1988-89	NY Islanders	NHL	73	17	28	45	44	-	-	-	-	-
1989-90	NY Islanders	NHL	59	13	11	24	29	4	1	0	1	4
1990-91	PITTSBURGH	NHL	52	9	19	28	24	23	3	4	7	49
NHL TOTALS			1175	509	872	1381	822	198	67	110	177	265
PGH TOTALS			52	9	19	28	24	23	3	4	7	49

* - League-leading figure

a - WHL Most Valuable (1974-75)

b - WHL First All-Star Team (1974-75)

c - Won Calder Memorial Trophy (1975-76)

d - NHL First All-Star Team (1977-78 & 1978-79)


e - Won Art Ross Trophy (1978-79)

f - Won Hart Trophy (1978-79)

g - NHL Plus/Minus Leader (1978-79)

h - Won Conn Smythe Trophy (1980)

i - NHL Second All-Star Team (1981-82 & 1983-84)



1990-91


His first season with Pittsburgh after signing as a free agent in July 1990...scored his first two goals as a Penguin on October 7 vs New Jersey...recorded six multiple point games including two 3-point games and two 2-goal games...Pens were 16-2-2 when he recorded a point...missed a total of 26 games due to injury (back-13 and groin-13). **PLAYOFFS:** Won his 5th Stanley Cup in 1991 (first four with the NY Islanders)...recorded two game-winning goals in the playoffs including one in Game 4 of the finals.

CAREER

Entering his 17th NHL season...has the 6th highest point total in NHL history with 1381 points (passed John Bucyk for 6th place on Dec. 28 with his 1370th career point)...ranks 6th in NHL career assists with 873 (one behind Phil Esposito) ...ranks 13th in career goals with 509...ranks 27th in career games played with 1175 games. Ranks 4th in career playoff points with 177, 9th in playoff goals with 67, tied for 3rd in playoff assists with 110 and 2nd in playoff games played with 198...in 30 Stanley Cup Final games he has 33 points and ranks 4th in career playoff assists (22) during the finals. Won the Calder Memorial Trophy in 1976 as the league's top rookie...won the Art Ross Trophy as the NHL's leading scorer in 1979...honored with the Hart Trophy as the NHL's MVP in 1979...earned the Conn Smythe Trophy in 1980 as the playoff MVP...has played in 7 NHL All-Star Games...named to the NHL First All-Star Team in 1978 & 1979 and the Second All-Star Team in 1982 & 1984...honored for his leadership & community service with the NHL Man of the Year Award in 1988 & King Clancy Memorial Trophy in 1989.

PERSONAL

Bryan and wife Nickie have three children, Bryan Jr. (12), Lindsay Ann (9) and Taylor (1)...ran his own hockey school in Port Weeks, NY for eight weeks during the off-season... has served as president of the NHL Players' Association for the past seven years.



SCOTT YOUNG

Right Wing 6' 0" 190 lbs.
Age: 24 (October 1, 1967)
Born: Clinton, Massachusetts
Shoots: Right

Acquired:

Traded by Hartford to Pittsburgh for Rob Brown on December 21, 1990

Drafted:

Hartford's 1st round choice, 11th overall in 1986 Entry Draft.

Milestones within reach:

Needs 60 games for 300 career games.

Needs 35 points for 200 career points.


Career Scoring vs

Team	GP	G	A	PTS	PIM
Boston	22	4	10	14	8
Buffalo	20	4	7	11	23
Calgary	9	3	3	6	0
Chicago	9	4	6	10	2
Detroit	9	3	4	7	2
Edmonton	9	2	2	4	5
Hartford	1	1	0	1	0
Los Angeles	9	3	9	12	2
Minnesota	8	1	4	5	0
Montreal	24	7	9	16	8
New Jersey	11	0	4	4	4
NY Islanders	11	3	4	7	4
NY Rangers	11	3	4	7	4
Philadelphia	9	1	7	8	27
Pittsburgh	9	4	5	9	2
Quebec	23	5	12	17	13
St. Louis	8	0	3	3	2
Toronto	10	7	6	13	0
Vancouver	9	2	1	3	2
Washington	11	1	5	6	7
Winnipeg	8	2	0	2	2

Career Playing Record

Season	Team	League	Regular Season					Playoffs				
			GP	G	A	PTS	PIM	GP	G	A	PTS	PIM
1984-85	St. Marks School		23	28	41	69	-	-	-	-	-	-
1985-86	Boston University(a)	HE	38	16	13	29	31	-	-	-	-	-
1986-87	Boston University	HE	33	15	21	36	24	-	-	-	-	-
1987-88	U.S.National		56	11	47	58	31	-	-	-	-	-
	U.S.Olympic		6	2	6	8	4	-	-	-	-	-
1988-89	Hartford	NHL	7	0	0	0	2	4	1	0	1	0
	Hartford	NHL	76	19	40	59	27	4	2	0	2	4
1989-90	Hartford	NHL	80	24	40	64	47	7	2	0	2	2
1990-91	Hartford	NHL	34	6	9	15	8	-	-	-	-	-
	PITTSBURGH	NHL	43	11	16	27	33	17	1	6	7	2
NHL TOTALS			240	60	105	165	117	32	6	6	12	8
PGH TOTALS			43	11	16	27	33	17	1	6	7	2

(a) - Hockey East Rookie of the Year (1985-86)



1990-91


Acquired from Hartford on Dec. 21...played his first game as a Penguin on Dec. 22 at NY Islanders...scored his first goal with Pittsburgh on Dec. 28 vs Detroit...ranked 3rd on the team with 210 shots on goal...scored two overtime goals during the 1990-91 season (Dec. 7 to give Hartford a 4-3 win at Buffalo and Jan. 17 to give Pittsburgh 6-5 win at Toronto)...had one 2-goal game with Pittsburgh on Feb. 21 vs Toronto...was a plus or even player in 30 of his 43 games with the Pens...recorded 9 shots on goal on March 16 vs Quebec...recorded his 100th NHL assist on March 5th vs Vancouver...played in his 200th NHL game on Dec. 26 at Washington. **PLAYOFFS:** Recorded 2 multiple point games in the playoffs including a 2 (1+1) point effort in Game 1 of the Finals...recorded 5 points on the power play...tallied 4 assists and was a plus 3 in the Conference Finals vs Boston...was a plus or even player in 14 of his 17 playoff games.

CAREER

Hartford's first choice in the 1986 NHL Entry Draft...joined the Whalers at the conclusion of the 88 Winter Olympics where he played defense for the U.S. Team...played for the U.S. National Junior teams from 85-87 and was Team USA's leading scorer at the 87 World Junior Championships in Czechoslovakia with 7 goals & 4 assists...played for Team USA at the 89 World Championships in Stockholm...coming off his third full NHL season.

PERSONAL

Scott spent the off-season in his hometown of Clinton, Mass...enjoys golf.



WENDELL YOUNG

Goaltender 5' 9" 181 lbs.
Age: 28 (August 1, 1963)
Born: Halifax, Nova Scotia
Catches: Left

Acquired:

Traded by Philadelphia to Pittsburgh with Philadelphia's 7th round draft choice in 1990 Entry Draft for Pittsburgh's 3rd round draft choice in 1990 Entry Draft on September 1, 1988.

Drafted:

Vancouver's 3rd round choice, 73rd overall, in 1981 Entry Draft.

Career Transactions:

Traded by Vancouver to Philadelphia for Darren Jensen and Daryl Stanley on August 27, 1987.

YEARLY W-L-T RECORD

Season	W	L	T
1985-86	4	9	3
1986-87	1	6	1
1987-88	3	2	0
1988-89	12	9	0
1989-90	16	20	3
1990-91	4	6	2
TOTAL	40	52	9

Career Scoring vs

Team	GP	MIN	GA	AVG	W-L-T
Boston	6	287	15	3.14	2-2-1
Buffalo	7	365	32	5.26	2-3-1
Calgary	8	365	31	5.10	0-7-0
Chicago	3	128	10	4.69	0-2-1
Detroit	2	125	8	3.84	1-0-1
Edmonton	5	278	18	3.88	3-2-1
Hartford	5	246	16	3.90	0-4-1
Los Angeles	6	298	30	6.04	3-3-0
Minnesota	4	167	7	2.51	2-1-1
Montreal	4	196	10	3.06	1-1-0
New Jersey	8	343	26	4.55	2-5-1
NY Islanders	6	294	16	3.27	2-1-1
NY Rangers	8	378	25	3.97	4-3-0
Philadelphia	9	504	41	4.88	3-6-0
Pittsburgh	3	145	6	2.48	1-0-1
Quebec	8	451	30	3.99	4-3-1
St. Louis	2	78	10	7.69	0-1-0
Toronto	2	100	6	3.60	1-0-1
Vancouver	2	120	8	4.00	1-1-0
Washington	15	873	59	4.05	6-6-2
Winnipeg	6	263	17	3.88	2-1-1

Career Playing Record

Season	Team	League	Regular Season					Playoffs				
			GP	MP	GA	SO	AVG	GP	MP	GA	SO	AVG
1980-81	Kitchener	OHA	42	2215	164	1	4.44	14	800	42	1*	3.14
1981-82	Kitchener	OHL	60	3470	195	1	3.37	15	900	35	1*	2.33
1982-83	Kitchener (a)	OHL	61	3611	231	1	3.84	12	720	43	0	3.50
1983-84	Fredericton	AHL	11	569	39	1	4.11	-	-	-	-	-
	Milwaukee	IHL	6	339	17	0	3.01	-	-	-	-	-
	Salt Lake	CHL	20	1094	80	0	4.39	4	122	11	0	5.45
1984-85	Fredericton	AHL	22	1242	83	0	4.01	-	-	-	-	-
1985-86	Vancouver	NHL	22	1023	61	0	3.58	1	60	5	0	5.00
	Fredericton	IHL	24	1457	78	0	3.21	-	-	-	-	-
1986-87	Vancouver	NHL	8	420	35	0	5.00	-	-	-	-	-
	Fredericton	AHL	30	1676	118	0	4.22	-	-	-	-	-
1987-88	Philadelphia	NHL	6	320	20	0	3.75	-	-	-	-	-
	Hershey (bcd)	AHL	51	2922	135	1	2.77	12	767	28	1	2.14
1988-89	PITTSBURGH	NHL	22	1150	92	0	4.80	1	39	1	0	1.54
	Muskegon	IHL	2	125	7	0	3.36	-	-	-	-	-
1989-90	PITTSBURGH	NHL	43	2318	161	1	4.17	-	-	-	-	-
1990-91	PITTSBURGH	NHL	18	773	52	0	4.04	-	-	-	-	-
	NHL TOTALS		119	6004	421	1	4.21	2	99	6	0	3.60
	PGH TOTALS		83	4241	305	1	4.32	1	39	1	0	1.54

* - League-leading figure

a - OHL Third All-Star Team (1982-83)

b - AHL First All-Star Team (1987-88)

c - Won Baz Bastien Award (AHL Most Valuable Goaltender) (1987-88)

d - Won Jack Butterfield Trophy (AHL Playoff MVP) (1987-88)



1990-91

Had a 3-1-0 record posting a 3.09 goals against average at the Civic Arena... was 4-5-1 in 10 starts...two of his four wins were vs Patrick Division teams...was 1-5-2 on the road...recorded back-to-back wins at Quebec (1/26) and vs Washington (1/29)...recorded his 40th NHL career win on February 2 vs Boston...missed the last 16 games of the season with a dislocated right shoulder suffered on Feb. 26 at Los Angeles.

CAREER

Broke into the NHL ranks with Vancouver in 1985-86...recorded his best pro season with Hershey in 1987-88 when he posted a 2.77 average and recorded 33 wins through 51 games...captured the Baz Bastien Award as the AHL's top goaltender and was named a First Team All-Star at the conclusion of the 1987-88 season...during the 1988 playoffs, he recorded a perfect 12-0 record and posted a 2.19 average leading the Bears to a Calder Cup Championship...he was honored with the Jack A. Butterfield Trophy as the AHL's Most Valuable Player in the playoffs...tied for 10th on the Penguins All-Time goaltender list with 32 wins to his credit.

PERSONAL

Wendell and wife Paula have a daughter Gabrielle (2 1/2 years) and son Matthew (6 months)...spent the off-season in Halifax, Nova Scotia...ran his goaltending school for two weeks at Dalhousie University...did charity work with Counter Measures for Drugs & Alcohol...enjoys reading and music.

MARIO LEMIEUX

Mario Lemieux has provided hockey fans with some of the most exciting moments in hockey. In only seven NHL seasons, he has emerged as one of the league leaders prominently listed throughout the record books.

PITTSBURGH PENGUINS CLUB RECORDS

- Most goals (85), assists (114) and points (199) in a season
- Most goals (5) assists (6-tied) and points (8-twice) in a game
- Most hat tricks in a season (9) and career (26)
- Ranks first among all-time Penguin players in goals (364), assists (519), points (883), power play goals (120) and shorthanded goals (27)
- Ranks second in club history with 31 game-winning goals
- Ranks 8th on the Penguins all-time games played list with 453
- All-time playoff leader in goals (28), assists (35), points (63), power play goals (13) and shorthanded goals (3)

NATIONAL HOCKEY LEAGUE RECORDS & CAREER NOTES

- Most shorthanded goals in a season with 13 in 1988-89
- Leads the league in career OT points with 14 and is tied for the lead in career OT goals with 7 (Jari Kurri)
- His 85 goals in 1988-89 is the 4th highest single season total in NHL history
- His 97 total goals in 1988-89 is tied for the 2nd highest goal total in one season
- Tied for 50th among all-time NHL players with 364 career goals and has the highest goals-per-game average in league history (.804)
- Ranks 45th among all-time NHL players in scoring with 883 points through 453 games giving him the 2nd best points-per-game average in NHL history
- Ranks 47th among all-time NHL players with 519 assists and has the 2nd best assists-per-game average (1.15)
- He is one of only three players in NHL history to score 70 or more goals in different seasons (87-88 & 88-89)
- He is only the 3rd player in NHL history to record 100 or more assists in a single season (Bobby Orr & Wayne Gretzky)
- He is only the 3rd player in NHL history to record 30 or more power play goals in a season (Tim Kerr & Joe Nieuwendyk)
- Is 5 for 5 in career penalty shots
- In 1987 Canada Cup, he led all tournament players with 11 goals and ranked second in points with 18 through nine games...recorded four game-winning goals including two game-winners vs USSR in the finals

NHL PLAYOFF RECORDS

- Recorded the 2nd highest point total in a single playoff year with 44 points in 1991
- Recorded the 4th highest assist total in a single playoff year with 28 assists in 1991
- Recorded the second highest point total in a final series with 12 points in 1991
- Recorded second highest goal total in a six-game final series with 5 goals vs Minnesota in 1991
- Scored 2 shorthanded goals in the 1991 Finals, tying the career record for most shorthanded goals in the Finals...also ties the record for most shorthanded goals in a single finals series

AN NHL FIRST

- In a 5-goal effort vs New Jersey on Dec. 31, 1988 he recorded one of each type of goal possible with an even strength, power play, shorthanded, penalty shot and empty net goal

HONORS & AWARDS

- Winner of the Conn Smythe Trophy as the Playoff MVP in 1991
- Won Calder Memorial Trophy (Rookie of the Year) in 1985
- Named to the NHL All-Rookie Team in 1985
- Won the Hart Trophy as the league's Most Valuable Player in 1988
- Won the Art Ross Trophy as the NHL's scoring leader in 1988 & 1989
- Named to the NHL First All-Star Team in 1988 & 1989
- Named to the NHL's Second All-Star Team in 1986 & 1987
- Has played in the past five NHL All-Star Games (plus Rendez Vous 87), winning MVP honors in 1985 (Calgary), 1988 (St. Louis) and 1990 (Pittsburgh)
- Set a new NHL record for a performance in an All-Star Game with 6 points in 1988 at St. Louis... had 3 goals +3 assists including the game-winning goal in overtime...previous record was 4 points.
- Won the Lester B. Pearson Award in 1986 & 1988
- Honored as Pittsburgh's Dapper Dan Man of the Year in 1986 & 1989

PAUL COFFEY

One of the fastest skaters in hockey, Paul Coffey has compiled a lengthy list of accomplishments throughout his NHL career.

PITTSBURGH PENGUINS CLUB RECORDS


- The Pens all-time leader in points (376), goals (98) and assists (278) by a defenseman
- Holds the club records for most goals (30), assists (83), points (113), power play assists (53), power play points (64) and shots (342) by a defenseman in a season (88-89)

NATIONAL HOCKEY LEAGUE RECORDS & CAREER NOTES

- Only the 2nd defenseman in NHL history to record 300 career goals and 1,000 career points
- Only the 3rd defenseman in NHL history to record 700 career assists
- He trails all-time leader among defensemen Denis Potvin, by 3 goals (310-307), by 7 points (1052-1045) and by 4 assists (742-738)
- Has a career points-per-game average of 1.291, the 2nd highest among defnesemen in NHL history
- Has a career assists-per-game average of .912, the 4th highest among defensemen in NHL history
- Has recorded eight 20-or-more goal seasons, one shy of the record for NHL defensemen (Denis Potvin - 9 seasons)
- Has recorded 100 or more points in 5 of his 11 NHL seasons and 90 or more points in 7 of 11 seasons
- Holds the NHL record for most goals in a season by a defenseman with 48 in 1985-86
- Holds the league record for the longest point scoring streak by a defenseman with 28 games in 1985-86 (16+39=55)
- Tied with Wayne Gretzky for the second longest assist streak in NHL history, with a 17 game streak in 1985-86 (27 assists)
- Only the 2nd defenseman in NHL history to record 90 or more assists in a single season with 90 in 1985-86 (Bobby Orr)
- His 138 points in 1985-86 is only one point short of the league record for points in a season by a defenseman (Bobby Orr with 139 in 1970-71)
- Ranks 16th among the NHL all-time assist leaders with 739 and 24th among the NHL all-time point leaders with 1045
- Has scored 30 or more goals in a season four times in his career (29 goals-3 times in his career ...only Bobby Orr has recorded more 30+ goal seasons as a defenseman in the NHL with five
- One of only 6 players sharing the NHL record for most assists in a game by a defenseman with 6 assists vs Detroit on 3/14/86
- Shares the NHL record with Tom Bladon for the most points in a game by a defenseman with 8 (2+6 on 3/14/86)

HONORS & AWARDS

- Won the Norris Trophy in 1985 & 1986 as the NHL's Best Defenseman
- Named to the NHL First All-Star Team in 85, 86 & 89.
- Named to the NHL Second All-Star Team in 82, 83, 84 & 90
- Has played in nine NHL All-Star Games
- Has played on Four Stanley Cup Championship teams (Edmonton in 84, 85 & 87 and Pittsburgh in 91)
- Played in the 84, 87 & 91 Canada Cup Tournaments



Mario Lemieux

Paul Coffey

PLAYERS IN THE SYSTEM




GREG ANDRINGA

Defense/Left Shot

5' 10" 175 lbs.
October 26, 1968
Madison, Wisconsin

Season	Team	League	GP	G	A	PTS	PIM
1987-88	U. Wisconsin	WCHA	45	1	18	19	68
1988-89	U. Wisconsin	WCHA	45	2	19	21	52
1989-90	U. Wisconsin	WCHA	46	9	23	32	60
1990-91	U. Wisconsin	WCHA	43	4	28	32	45




DON BLISHEN

Goalie/Catches Left

5' 10" 180 lbs.
August 24, 1971
Calgary, Alberta

Season	Team	League	GP	MIN	GA	SO	AVG
1988-89	Swift Current	WHL	24	1131	101	0	5.36
1989-90	Portland	WHL	1	60	4	0	4.00
	Tri-City	WHL	34	1633	142	0	5.22
1990-91	Brandon	WHL	14	687	79	0	6.90



JEAN BLOUIN

Left Wing/Left Shot

6' 0" 197 lbs.
February 26, 1971
Beauport, Quebec

Season	Team	League	GP	G	A	PTS	PIM
1988-89	St. Jean	QMJHL	35	12	17	29	37
1989-90	Victoriaville	QMJHL	56	30	40	70	92
1990-91	Laval	QMJHL	50	37	33	70	62



JIM BODDEN

Center/Right Shot

5' 11" 180 lbs.
October 26, 1967
Dundas, Ontario
Pittsburg's 7th round choice
in 1987 Entry Draft

Season	Team	League	GP	G	A	PTS	PIM
1987-88	U. Miami-Ohio	CCHA	38	10	14	24	30
1988-89	U. Miami-Ohio	CCHA	33	11	10	21	15
1989-90	U. Miami-Ohio	CCHA	38	14	23	37	10
1990-91	U. Miami-Ohio	CCHA	3	1	0	1	0



ERIC BRULE

Defense/Left Shot

5' 10" 200 lbs.
January 17, 1970
Victoriaville, Quebec

Season	Team	League	GP	G	A	PTS	PIM
1987-88	Chicoutimi	QMJHL	64	7	33	40	61
1988-89	Chicoutimi	QMJHL	70	21	41	62	120
1989-90	Chicoutimi	QMJHL	70	12	60	72	157
1990-91	Chicoutimi	QMJHL	67	12	43	55	60

PLAYERS IN THE SYSTEM



JOHN (JOCK) CALLANDER
Right Wing/Right Shot

6' 1" 188 lbs.
April 23, 1961
Regina, Sask.
Signed by Pittsburgh as a
free agent on July 31, 1987

Season	Team	League	GP	G	A	PTS	PIM
1981-82	Regina	WHL	71	79	111	190*	59
1982-83	Salt Lake	CHL	68	20	27	47	26
1983-84	Montana	CHL	72	27	32	59	69
	Toledo	CHL	2	0	0	0	0
1984-85	Muskegon	IHL	82	39	68	107	86
1985-86	Muskegon (a)	IHL	82	39	72	111	121
1986-87	Muskegon (bc)	IHL	82	54	82	136*	110
1987-88	Muskegon	IHL	31	20	36	56	49
	PITTSBURGH	NHL	41	11	16	27	45
1988-89	PITTSBURGH	NHL	30	6	5	11	20
	Muskegon	IHL	48	25	39	64	40
1989-90	Muskegon	IHL	46	29	49	78	118
	PITTSBURGH	NHL	30	4	7	11	49
1990-91	Muskegon	IHL	30	14	20	34	102
	NHL & PGH TOTALS		101	21	28	49	114

* - League-leading figure



JEFF DANIELS
Left Wing/Left Shot

6' 1" 200 lbs.
June 24, 1968
Oshawa, Ontario
Pittsburgh's 6th round
choice in 1986 Entry Draft

Season	Team	League	GP	G	A	PTS	PIM
1985-86	Oshawa	OHL	62	13	19	32	23
1986-87	Oshawa	OHL	54	14	9	23	22
1987-88	Oshawa	OHL	64	29	39	68	59
1988-89	Muskegon	IHL	58	21	21	42	58
1989-90	Muskegon	IHL	80	30	47	77	39
1990-91	PITTSBURGH	NHL	11	0	2	2	2
	Muskegon	IHL	62	23	29	52	18
	NHL & PGH TOTALS		11	0	2	2	2




ROB DOPSON
Goaltender/Catches

6' 0" 200 lbs.
August 21, 1967
Smith Falls, Ontario

July 6, 1991

Season	Team	League	GP	MIN	GA	SO	AVG
1989-90	Wil.-Laurier	OJAA	22	1319	57	0	2.59
1990-91	Muskegon	IHL	24	1243	90	0	4.34




JOEL GARDNER
Center/Left Shot

6' 0" 175 lbs.
September 16, 1967
Petrolia, Ont.
Signed as a free agent on
September 11, 1990

Season	Team	League	GP	G	A	PTS	PIM
1986-87	Colgate	ECAC	31	10	20	30	20
1987-88	Colgate	ECAC	31	14	32	46	24
1988-89	Colgate	ECAC	30	21	25	46	38
1989-90	Colgate	ECAC	38	26	36	62	62
1990-91	Muskegon	IHL	49	9	13	22	30

PLAYERS IN THE SYSTEM




DANIEL GAUTHIER
Left Wing/Left Shot

6' 1" 190 lbs.
May 17, 1970
Charlemagne, Que.
Pittsburgh's 3rd round
choice in 1988 Entry Draft

Season	Team	League	GP	G	A	PTS	PIM
1986-87	Longueil	QMJHL	64	23	22	45	23
1987-88	Victoriaville	QMJHL	66	43	47	90	53
1988-89	Victoriaville	QMJHL	64	41	75	116	84
1989-90	Victoriaville	QMJHL	62	45	69	114	32
1990-91	Albany	IHL	1	1	0	1	0
	Knoxville	ECHL	61	41	93*	134	40


* - League-leading figure



JAMIE HEWARD
Right Wing/Right Shot

6' 2" 183 lbs.
March 30, 1971
Regina, Sask.
Pittsburgh's 1st round choice
in 1989 Entry Draft.

Season	Team	League	GP	G	A	PTS	PIM
1987-88	Regina	WHL	68	10	17	27	17
1988-89	Regina	WHL	52	31	28	59	29
1989-90	Regina	WHL	72	14	44	58	42
1990-91	Regina	WHL	71	23	61	84	41



MARK KACHOWSKI
Left Wing/Left Shot

5' 11" 200 lbs.
February 20, 1965
Edmonton, Alta.
Signed as a free agent on
August 31, 1987

Season	Team	League	GP	G	A	PTS	PIM
1984-85	Kamloops	WHL	68	22	15	37	185
1985-86	Kamloops	WHL	61	21	31	62	182
1986-87	Flint	IHL	75	18	13	31	273
1987-88	Muskegon	IHL	25	3	6	9	72
	PITTSBURGH	NHL	38	5	3	8	126
1988-89	PITTSBURGH	NHL	12	1	1	2	43
	Muskegon	IHL	57	8	8	16	167
1989-90	PITTSBURGH	NHL	14	0	1	1	40
	Muskegon	IHL	62	23	8	31	129
1990-91	Muskegon	IHL	80	19	21	40	108
	NHL & PGH TOTALS		64	6	5	11	209




CHRISTIAN LALONDE
Left Wing/Left Shot

6' 1" 210 lbs.
May 3, 1966
LaSalle, Quebec
Signed as a free agent
on September 4, 1990

Season	Team	League	GP	G	A	PTS	PIM
1986-87	U. of Maine	HE	40	8	8	16	49
1987-88	U. of Maine	HE	44	20	31	51	40
1988-89	U. of Maine	HE	39	10	29	39	41
1989-90	U. of Maine	AHL	41	2	13	15	44
	Newmarket	AHL	3	0	0	0	9
1990-91	Albany	IHL	2	0	0	0	0
	Muskegon	IHL	33	1	4	5	25
	Knoxville	ECHL	20	3	12	15	37


PLAYERS IN THE SYSTEM



PAUL LAUS
Defense/Right Shot

6' 1" 212 lbs.
September 26, 1970
Beamsville, Ont.
Pittsburgh's 2nd round
choice in 1989 Entry Draft


Season	Team	League	GP	G	A	PTS	PIM
1987-88	Hamilton	OHL	56	1	9	10	171
1988-89	Niagara Falls	OHL	49	1	10	11	225
1989-90	Niagara Falls	OHL	60	13	35	48	231
1990-91	Albany	IHL	7	0	0	0	7
	Muskegon	IHL	35	3	4	7	103
	Knoxville	ECHL	20	6	12	18	83



MARK MAJOR
Left Wing/Left Shot

6' 3" 223 lbs.
March 20, 1970
Toronto, Ontario
Pittsburgh's 2nd round
choice in 1988 Entry Draft

Season	Team	League	GP	G	A	PTS	PIM
1987-88	North Bay	OHL	57	16	17	33	272
1988-89	North Bay	OHL	11	3	2	5	58
1988-89	Kingston	OHL	53	22	29	51	193
1989-90	Kingston	OHL	62	29	32	61	168
1990-91	Muskegon	IHL	60	8	10	18	160




DAVE MICHAYLUK
Left Wing/Left Shot

5' 10" 189 lbs.
May 18, 1962
Wakaw, Sask.
Signed by Pittsburgh as a
free agent on May 24, 1989
Philadelphia's 4th round
choice in 1981 Entry Draft

Season	Team	League	GP	G	A	PTS	PIM
1980-81	Regina	WHL	72	62	71	133	39
1981-82	Regina	WHL	72	62	111	173	128
1981-82	Philadelphia	NHL	1	0	0	0	0
1982-83	Philadelphia	NHL	13	2	6	8	8
	Maine	AHL	69	32	40	72	16
1983-84	Springfield	AHL	79	18	44	62	37
1984-85	Hershey	AHL	3	0	2	2	2
	Kalamazoo	IHL	82	66*	33	99	49
1985-86	Nova Scotia	AHL	3	0	1	1	0
	Muskegon	IHL	77	52	52	104	73
1986-87	Muskegon	IHL	82	47	53	100	29
1987-88	Muskegon	IHL	81	56*	81	137	46
1988-89	Muskegon	IHL	82	50	72	122*	84
1989-90	Muskegon	IHL	79	51*	51	102	80
1990-91	Muskegon	IHL	83	40	62	102	116
	NHL TOTAL		14	2	6	8	8

* - League leading total




TROY MICK
Left Wing/Left Shot

5' 11" 192 lbs.
March 30, 1969
Burnaby, B. C.
Pittsburgh's 7th round
choice in 1988 Entry Draft

Season	Team	League	GP	G	A	PTS	PIM
1986-87	Portland	WHL	57	30	33	63	60
1987-88	Portland	WHL	72	63	84	147	78
1988-89	Portland	WHL	66	49	87	136	70
1989-90	Regina	WHL	66	60	53	113	61
1990-91	Albany	IHL	1	0	0	0	2
	Knoxville	ECHL	38	35	48	83	24

PLAYERS IN THE SYSTEM




ALAIN MORISSETTE

Goaltender/Catches

5' 9" 160 lbs.
August 26, 1969
Rimouski, Quebec

Season	Team	League	GP	MIN	GA	SO	AVG
1988-89	Three-Rivers	QMJHL	46	2360	167	1	4.25
1989-90	Three-Rivers	QMJHL	49	2674	166	1	3.72
1990-91	Fredericton Win.-Salem	AHL	14	709	43	0	3.64
		ECHL	21	1222	99	0	4.86



GLENN MULVENNA

Center/Left Shot

5' 11" 187 lbs.
February 18, 1967
Calgary, Alberta
Signed by Pittsburgh as a
free agent on Dec. 3, 1987

Season	Team	League	GP	G	A	PTS	PIM
1986-87	N. Westminster	WHL	53	24	44	68	43
	Kamloops	WHL	18	13	8	21	18
1987-88	Kamloops	WHL	38	21	38	59	35
1988-89	Muskegon	IHL	11	3	2	5	0
	Flint	IHL	32	9	14	23	12
	Knoxville	ECHL	2	0	0	0	5
1989-90	Ft. Wayne	IHL	6	2	5	7	2
	Muskegon	IHL	52	14	21	35	17
1990-91	Muskegon	IHL	48	9	27	36	25



MIKE NEEDHAM

Right Wing/Right Shot

5' 10" 185 lbs.
April 4, 1970
Calgary, Alberta
Pittsburgh's 6th round
choice in 1989 Entry Draft

Season	Team	League	GP	G	A	PTS	PIM
1987-88	Kamloops	WHL	64	31	33	64	93
1988-89	Kamloops	WHL	49	24	27	51	55
1989-90	Kamloops	WHL	60	59	66	125	75
1990-91	Muskegon	IHL	65	14	32	46	17




TODD NELSON

Defense/Left Shot

6' 0" 201 lbs.
May 11, 1969
Prince Albert, Sask.
Pittsburgh's 4th round
choice in 1989 Entry Draft

Season	Team	League	GP	G	A	PTS	PIM
1987-88	Prince Albert	WHL	72	3	21	24	59
1988-89	Prince Albert	WHL	72	14	45	59	72
1989-90	Prince Albert	WHL	69	13	42	55	88
1990-91	Muskegon	IHL	79	4	20	24	32




BRIAN PURDY

Center/Left Shot

6' 0" 180 lbs.
March 30, 1971
Kelowna, B.C.

Season	Team	League	GP	G	A	PTS	PIM
1989-90	Brandon	WHL	72	27	45	72	26
1990-91	Brandon	WHL	72	30	48	78	30


PLAYERS IN THE SYSTEM



BRUCE RACINE
Goaltender/Catches Left

6' 0" 178 lbs.
August 9, 1966
Cornwall, Ontario
Pittsburgh's 3rd round
choice in 1985 Entry Draft


Season	Team	League	GP	MIN	GA	SO	AVG
1984-85	Northeastern	H.E.	26	1615	103	1	3.57
1985-86	Northeastern	H.E.	32	1920	147	0	4.56
1986-87	Northeastern	H.E.	33	1966	133	0	4.06
1987-88	Northeastern	H.E.	30	1808	108	1	3.58
1988-89	Muskegon	IHL	38	3039	184	3	3.63
1989-90	Muskegon	IHL	49	2911	182	1	3.75
1990-91	Albany	IHL	29	1567	104	0	3.98
	Muskegon	IHL	9	516	40	0	4.14



ERIC ROCHETTE
Defense/Left Shot

6' 2" 207 lbs.
July 17, 1971
Montreal, Quebec

Season	Team	League	GP	G	A	PTS	PIM
1988-89	Chicoutimi	QMJHL	60	2	13	15	90
1989-90	Chicoutimi	QMJHL	55	3	15	18	119
1990-91	Chicoutimi	QMJHL	70	5	25	30	237



STEVE ROHLIK
Left Wing/Left Shot

6' 0" 185 lbs.
May 15, 1968
St. Paul, Minnesota
Pittsburgh's 8th round choice
in the 1986 Entry Draft

Season	Team	League	GP	G	A	PTS	PIM
1986-87	U. Wisconsin	WCHA	31	3	0	3	34
1987-88	U. Wisconsin	WCHA	44	3	10	13	59
1988-89	U. Wisconsin	WCHA	45	11	14	25	44
1989-90	U. Wisconsin	WCHA	46	17	23	40	52
1990-91	Did Not Play						



CRAIG SHEPPARD
Left Wing/Right Shot

6' 2" 245 lbs.
March 3, 1966
Ft. Worth, Texas

Season	Team	League	GP	G	A	PTS	PIM
1989-90	Michigan State	CCHA	28	4	2	6	40
1990-91	Erie	ECHL	5	3	1	4	0
	Johnstown	ECHL	3	1	2	3	0
	Louisville	ECHL	4	0	0	0	0
	Roanoke	ECHL	6	1	0	1	6




DAVE SHUTE
Center/Left Shot

5' 11" 185 lbs.
February 10, 1971
Carlisle, PA
Pittsburgh's 8th round draft
choice in 1988 Entry Draft

Season	Team	League	GP	G	A	PTS	PIM
1987-88	Richfield	H.S.	13	7	9	16	38
1988-89	Victoria	WHL	69	5	11	16	26
1989-90	Victoria	WHL	14	4	5	9	25
	Medicine Hat	WHL	48	13	15	28	56
1990-91	Medicine Hat	WHL	72	31	28	59	91

PLAYERS IN THE SYSTEM




JASON SMART

Center/Left Shot

6' 4" 212 lbs.
 January 23, 1970
 Prince George, B. C.
 Pittsburgh's 12th round
 choice in 1989 Entry Draft

Season	Team	League	GP	G	A	PTS	PIM
1987-88	Prince Albert	WHL	72	16	29	45	79
1988-89	Prince Albert	WHL	12	1	3	4	31
	Saskatoon	WHL	36	6	17	23	33
1989-90	Saskatoon	WHL	66	27	48	75	187
1990-91	Albany	IHL	15	4	2	6	28
	Muskegon	IHL	36	12	27	45	83



SANDY SMITH

Right Wing/Right Shot

5' 11" 200 lbs.
 October 23, 1967
 Brainerd, Minnesota
 Pittsburgh's 5th round
 choice in 1986 Entry Draft

Season	Team	League	GP	G	A	PTS	PIM
1986-87	U. Minn-Duluth	WCHA	35	3	3	6	26
1987-88	U. Minn-Duluth	WCHA	41	22	9	31	47
1988-89	U. Minn-Duluth	WCHA	40	6	16	22	75
1989-90	U. Minn-Duluth	WCHA	39	15	16	31	53
	Muskegon	IHL	3	1	0	1	0
1990-91	Muskegon	IHL	82	25	29	54	51

FUTURE PENGUINS

GREG ANDRUSAK

Defense/Right Shot

November 14, 1969

6' 1" 183 lbs.

Cranbrook, B. C.

Pittsburgh's 5th round choice in 1988 Entry Draft

Season	Team	League	GP	G	A	PTS	PIM
1987-88	U. Minn-Duluth	WCHA	37	4	5	9	42
1988-89	U. Minn-Duluth	WCHA	35	4	8	12	74
1989-90	U. Minn-Duluth	WCHA	35	5	29	34	74
1990-91	Team Canada		53	4	11	15	34

JEFF BLAESER

Left Wing/Left Shot

May 11, 1970

6' 3" 190 lbs.

Parma, Ohio

Pittsburgh's 8th round choice in 1988 Entry Draft

Season	Team	League	GP	G	A	PTS	PIM
1988-89	Yale	ECAC	31	8	19	27	12
1989-90	Yale	ECAC	29	17	14	31	16
1990-91	Yale	ECAC	29	12	14	26	22

JOHN BRILL

Right Wing/Left Shot

December 3, 1970

6' 3" 180 lbs.

St. Paul, Minn.

Pittsburgh's 3rd round choice in 1989 Entry Draft

Season	Team	League	GP	G	A	PTS	PIM
1988-89	Grand Rapids	USHS	28	23	29	52	28
1989-90	U. Minnesota	WCHA	34	2	8	10	22
1990-91	U. Minnesota	WCHA	44	6	13	19	36

FUTURE PENGUINS

BRIAN BRUINKS ³⁰

Defense/Right Shot ³⁰
 March 20, 1970 ³⁰ 6' 0" 180 lbs.
 St. Paul, Minnesota

Pittsburgh's 12th round choice in 1990 Entry Draft

Season	Team	League	GP	G	A	PTS	PIM
1988-89	Colorado College	WCHA	31	1	2	3	35
1989-90	Colorado College	WCHA	30	3	7	10	8
1990-91	Colorado College	WCHA	38	3	8	11	35

GREG CARVEL

Center/Left Shot
 August 17, 1970 5' 11" 185 lbs.
Leavenworth, NY

Pittsburgh 3rd round choice in 1991 Supplemental Draft.

Season	Team	League	GP	G	A	PTS	PIM
1989-90	St. Lawrence	ECAC	30	5	16	21	18
1990-91	St. Lawrence	ECAC	34	7	15	22	18

DENIS CASEY

Goaltender/Catches Left
 February 6, 1968 ^{3/5/71} 5' 10" 180 lbs.
 Kelowna, B. C.

Pittsburgh's 6th round choice in 1990 Entry Draft

Season	Team	League	GP	MP	GA	SO	AVG
1989-90	Colorado College	WCHA	19	1059	75	0	4.15
1990-91	Colorado College	WCHA	11	607	43	0	4.25

JOE DRAGON

Center/Right Shot
 February 20, 1969 5' 11" 180 lbs.
 Fort Smith, N.W.T.

Pittsburgh's 1st round choice in 1990 Supplemental Draft

Season	Team	League	GP	G	A	PTS	PIM
1988-89	Cornell University	ECAC	3	1	1	2	2
1989-90	Cornell University	ECAC	29	15	24	39	26
1990-91	Cornell University	ECAC	32	8	18	26	46

JOE DZIEDZIC

Left Wing/Left Shot
 December 18, 1971 6' 3" 200 lbs.
 Minneapolis, Minnesota

Pittsburgh's 3rd round choice in 1990 Entry Draft

Season	Team	League	GP	G	A	PTS	PIM
1988-89	Edison High School	USHS	22	46	27	73	34
1989-90	Edison High School	USHS	17	29	19	48	0
1990-91	U. Minnesota	WCHA	20	6	4	10	26

BRIAN FARRELL

Center/Left Shot
 April 16, 1972 5' 11" 182 lbs.
 West Hartford, CT

Pittsburgh's 5th round choice in 1990 Entry Draft

Season	Team	League	GP	G	A	PTS	PIM
1988-89	Avon Old Farms	USHS	27	13	24	37	-
1989-90	Avon Old Farms	USHS	24	22	23	45	-
1990-91	Harvard	ECAC	29	3	8	11	16

TIMOTHY FINGERHUT

Left Wing/Left Shot
 May 20, 1971 6' 0" 175 lbs.
 Camden, New Jersey

Pittsburgh's 10th round choice in 1990 Entry Draft

Season	Team	League	GP	G	A	PTS	PIM
1989-90	Canterbury H.S.	USHS	29	20	30	50	0
1990-91	U. of Vermont	ECAC	21	6	7	13	19

FUTURE PENGUINS

GREG HAGAN

Right Wing/Right Shot 5' 11" 175 lbs.
 July 10, 1971 St. Paul, Minn.

Pittsburgh's 10th round choice in 1989 Entry Draft

Season	Team	League	GP	G	A	PTS	PIM
1988-89	Hill-Murray	USHS	25	28	32	60	UA
1989-90	St. Cloud State		-	-	-	-	-
1990-91	St. Cloud State	WCHA	23	4	4	8	2

PETTERI KOSKIMAKI

Center/Left Shot 6' 1" 180 lbs.
 May 5, 1971 Helsinki, Finland

Pittsburgh's 8th round choice in 1990 Entry Draft

Season	Team	League	GP	G	A	PTS	PIM
1988-89	HIFK	Finland	31	11	17	28	2
1989-90	Boston University	HE	44	12	12	24	15
1990-91	Boston University	HE	37	16	22	38	12

JIRI KUCERA

Right Wing
 March 28, 1966

*5' 11" 180 lbs
 Plzen, Czech.*

Pittsburgh's 8th round choice in 1987 Entry Draft

Season	Team	League	GP	G	A	PTS	PIM
1989-90	Skoda Plzen	CZECH	47	10	24	34	UA
1990-91	Tappara	Finland	44	23	34	57	26

CORY LAYLIN

Left Wing/Left Shot 5' 10" 170 lbs.
 January 24, 1970 Minneapolis, Minn.

Pittsburgh's 11th round choice in 1988 Entry Draft

Season	Team	League	GP	G	A	PTS	PIM
1988-89	U. Minnesota	WCHA	47	14	10	24	24
1989-90	U. Minnesota	WCHA	39	13	14	27	31
1990-91	U. Minnesota	WCHA	40	12	13	25	24

MIKE MARKOVICH

Defense/Left Shot 6' 3" 200 lbs.
 April 25, 1969 Grand Forks, N. D.

Pittsburgh's 6th round draft choice in 1989

Season	Team	League	GP	G	A	PTS	PIM
1988-89	U. Denver	WCHA	30	2	12	14	24
1989-90	U. Denver	WCHA	42	4	17	21	34
1990-91	U. Denver	WCHA	37	5	15	20	41

SHAWN MCEACHERN

Center/Left Shot 6' 1" 180 lbs.
 February 28, 1969 Waltham, Mass.

Pittsburgh's 6th round choice in 1987 Entry Draft

Season	Team	League	GP	G	A	PTS	PIM
1988-89	Boston University	HE	36	20	28	48	32
1989-90	Boston University	HE	43	25	31	56	78
1990-91	Boston University	HE	41	34	48	82	43

SAVO MITROVIC

Right Wing/Right Shot 5' 11" 185 lbs.
 February 4, 1969 Toronto, Ontario

Pittsburgh's 2nd round choice in 1990 Supplemental Draft

Season	Team	League	GP	G	A	PTS	PIM
1989-90	U. New Hampshire	HE	37	30	21	51	40
1990-91	U. New Hampshire	HE	35	13	18	31	55

FUTURE PENGUINS

IAN MORAN

Defense/Right Shot 5' 11" 175 lbs.
August 24, 1972 Cleveland, Ohio

Pittsburgh's 6th round choice in 1990 Entry Draft

Season	Team	League	GP	G	A	PTS	PIM
1989-90	Belmont Hill	USHS	-	10	36	46	0
1990-91	Belmont Hill	USHS	23	7	44	51	12

PATRICK NEATON

Defense/Right Shot *Left shot* 6' 0" 180 lbs.
May 21, 1971 Redford, Michigan

Pittsburgh's 7th round choice in 1990 Entry Draft

Season	Team	League	GP	G	A	PTS	PIM
1989-90	U. Michigan	CCHA	42	3	23	26	36
1990-91	U. Michigan	CCHA	44	15	28	43	78

KEN PLAQUIN

Defense/Left Shot 6' 2" 190 lbs.
February 22, 1970 Calgary, Alberta

Pittsburgh's 7th round choice in 1990 Entry Draft

Season	Team	League	GP	G	A	PTS	PIM
1988-89	Humboldt	SJHL	61	10	17	27	26
1989-90	Michigan Tech	WCHA	33	2	13	15	20
1990-91	Michigan Tech	WCHA	37	3	6	9	8

PAT SCHAFFHAUSER

Defense/Left Shot 6' 1" 195 lbs.
July 27, 1971 St. Paul, Minn.

Pittsburgh's 7th round choice in 1989 Entry Draft

Season	Team	League	GP	G	A	PTS	PIM
1988-89	Hill Murray	USHS	25	2	29	31	UA
1989-90	Boston College	HE	39	1	6	7	30
1990-91	Boston College	HE	18	1	2	3	8

CHRIS TAMER

Defense/Left Shot 6' 2" 185 lbs.
November 17, 1970 Dearborn, Michigan

Pittsburgh's 4th round choice in 1990 Entry Draft

Season	Team	League	GP	G	A	PTS	PIM
1988-89	Redford	NAJHL	31	6	13	19	79
1989-90	U. Michigan	CCHA	42	2	7	9	147
1990-91	U. Michigan	CCHA	45	8	19	27	130

MICHEAL THOMPSON

Right Wing/Right Shot 6' 0" 202 lbs.
February 1, 1971 Montreal, Quebec

Pittsburgh's 11th round choice in 1990 Entry Draft

Season	Team	League	GP	G	A	PTS	PIM
1989-90	Michigan State	CCHA	17	4	4	8	4
1990-91	Michigan State	CCHA	15	1	4	5	8


MIKA VALILA

Center/Left Shot 6' 0" 175 lbs.
February 20, 1970 Sodertalje, Sweden

Pittsburgh's 7th round choice in 1990 Entry Draft

Season	Team	League	GP	G	A	PTS	PIM
1989-90	Tappara	Sweden	44	8	16	24	14
1990-91	Tappara	Sweden	41	10	9	19	16

1991 ENTRY DRAFT SELECTIONS



MARKUS NASLUND

Handwritten: LEFT WING

AGE: 18 (July 30, 1973)
SHOOTS: Left

5'11" 176 lbs.
BORN: Ornskoldsuik, Sweden
RD/OV: 1st/16th

Season	Team	Lea.	GP	G	A	PTS	PIM
1989-90	MoDo Jr.	SWE JR.	33	43	35	78	—
1990-91	MoDo	SWE	32	10	9	19	—

RUSTY FITZGERALD CENTER

AGE: 19 (October 4, 1972)
SHOOTS: Left

6'1" 185 lbs.
BORN: Minneapolis, Minnesota
RD/OV: 2nd/38th

Season	Team	Lea.	GP	G	A	PTS	PIM
1989-90	Silver Bay H.S.	USHS	21	25	26	51	24
1990-91	Duluth East H.S.	USHS	15	14	11	25	—

SHANE PEACOCK DEFENSE

AGE: 18 (July 7, 1973)
SHOOTS: Right

5'10" 198 lbs.
BORN: Winterburn, Alberta
RD/OV: 3rd/60th

Season	Team	Lea.	GP	G	A	PTS	PIM
1989-90	Lethbridge	WHL	65	7	23	30	60
1990-91	Lethbridge	WHL	69	12	50	62	102

1991 ENTRY DRAFT SELECTIONS

JOE TAMMINEN CENTER 6' 2" 185 lbs.
 AGE: 18 (January 23, 1973) BORN: Virginia, Minnesota
 SHOOTS: Left RD/OV: 4th/82th

Season	Team	Lea.	GP	G	A	PTS	PIM
1990-91	Virginia High School	USHS	22	20	18	38	—

ROBERT MELANSON DEFENSE 6' 1" 202 lbs.
 AGE: 20 (March 5, 1971) BORN: Antigonish, Nova Scotia
 SHOOTS: Left RD/OV: 5th/104th

Season	Team	Lea.	GP	G	A	PTS	PIM
1988-89	Hull	QMJHL	50	0	5	5	51
1989-90	Hull	QMJHL	69	3	3	6	249
1990-91	Hull	QMJHL	66	1	8	9	210

BRIAN CLIFFORD CENTER 6' 0" 180 lbs.
 AGE: 18 (June 7, 1973) BORN: Buffalo, New York
 SHOOTS: Right RD/OV: 6th/126th

Season	Team	Lea.	GP	G	A	PTS	PIM
1990-91	Nichols Academy	USHL	29	29	33	62	—

EDDIE PATTERSON RIGHT WING 6' 2" 210 lbs.
 AGE: 19 (November 14, 1972) BORN: Delta, British Columbia
 SHOOTS: Right RD/OV: 7th/148th

Season	Team	Lea.	GP	G	A	PTS	PIM
1988-89	Seattle	WHL	46	4	6	10	55
1989-90	Seattle	WHL	18	9	2	11	19
	Swift Current	WHL	15	1	3	4	0
1990-91	Swift Current	WHL	7	2	7	9	0
	Kamloops	WHL	55	14	33	47	134

PETER MCLAUGHLIN LW/D 6' 2" 190 lbs.
 AGE: 18 (June 29, 1973) BORN: Norwood, Massachusetts
 SHOOTS: Left RD/OV: 8th/180th

Season	Team	Lea.	GP	G	A	PTS	PIM
1990-91	Belmont Hill H.S.	USHL	28	12	18	30	8

JEFF LEMBKE GOALIE 5' 11" 170 lbs.
 AGE: 18 (November 29, 1972) BORN:
 CATCHES: Left RD/OV: 9th/192nd

Season	Team	Lea.	GP	MIN	GA	SO	AVG
1990-91	Omaha	USJHL					3.65

1991 ENTRY DRAFT SELECTIONS

CHRIS TOK DEFENSE 6' 1" 177 lbs.
 AGE: 18 (March 19, 1973) BORN: Grand Rapids, Minnesota
 SHOOTS: Left RD/OV: 10th/214th

Season	Team	Lea.	GP	G	A	PTS	PIM
1990-91	Greenway H.S.	USHL	19	2	17	19	34

PAUL DYCK DEFENSE 6' 1" 192 lbs.
 AGE: 20 (April 20, 1971) BORN: Steinbach, Manitoba
 SHOOTS: Left RD/OV: 11th/236th

Season	Team	Lea.	GP	G	A	PTS	PIM
1989-90	Moose Jaw	WHL	72	5	10	15	86
1990-91	Moose Jaw	WHL	72	12	41	53	63

PASI HUURA DEFENSE 6' 4" 222 lbs.
 AGE: 25 (March 23, 1966) BORN:
 SHOOTS: Left RD/OV: 12th/258th

Season	Team	Lea.	GP	G	A	PTS	PIM
1989-90	Ilves	Finland	41	1	4	5	48
1990-91	Ilves	Finland	39	2	6	8	50

PENGUINS SUPPLEMENTAL DRAFT SELECTIONS

YEAR	PLAYER	POSITION	TEAM
1986	Jeff Lamb	C	Denver University
	Randy Taylor	D	Harvard University
1987	Dan Shea	LW	Boston College
	Jon Leonard	D	Bowdoin College (Maine)
1988	Paul Polillo	C	Western Michigan University
	Shawn Lillie	LW	Colgate University
1989	John dePorcq	C	Ferris State
1990	Joe Dragon	C	Cornell University
	Savo Mitrovic	RW	University of New Hampshire
1991	Greg Carvel	C	St. Lawrence University

PITTSBURGH DRAFT SELECTIONS

RD	OVERALL	NAME	POSITION	TEAM	
1967					
	2nd	Steve Rexe	Belleville		
	11th	Bob Smith	C	Sault Ste. Marie	
1968					
	4th	Gary Swain	LW	Niagara Falls	
	14th	Ron Snell	RW	Regina	
	21st	Dave Simpson	Westport		
1969					
	1.	No Choice - Traded to Boston for Jean Pronovost			
	2.	15th	Rick Kessel	C	Oshawa Generals
	3.	26th	Michel Briere	C	Shawinigan Falls
	4.	38th	Yvon Labre	D	Toronto Marlboros
	5.	50th	Rusty Patenaude	RW	Calgary Centennials
	6.	62nd	Paul Hoganson	G	Toronto Marlboros
1970					
	1.	7th	Greg Polis	LW	Estevan Bruins
	2.	21st	John Stewart	LW	Flin Flon Bombers
	3.	35th	Larry Bignell	D	Edmonton Oil Kings
	4.	49th	Connie Forey	LW	Ottawa 67's
	5.	63rd	Steve Cardwell	LW	Oshawa Generals
	6.	77th	Bob Fitchener	C	Brandon Wheats Kings
	7.	90th	Jim Perarson	D	St. Catharines Black Hawks
	8.	112th	Cam Newton	G	Kitchner Rangers
	9.	120th	Ron Lemieux	RW	Dauphin Jrs.
1971					
	1.	4th	No Choice - Traded to St. Louis for Ron Schock		
	2.	18th	Brian McKenzie	C	St. Catharines Black Hawk
	3.	32nd	Joe Noris	D	Toronto Marlborors
	4.	46th	Gerry Methe	D	Oshawa Generals
	5.	60th	Dave Murphy	G	North Dakota University
	6.	74th	Ian Williams	RW	Notre Dame University
	7.	88th	Doug Elliott	D	Harvard University
1972					
	1.	8th	No Choice - Traded to Minnesota for Bob Woytowich		
	2.	24th	Jack Lynch	D	Oshawa Generals
	2.	30th	Bernie Lukowich	LW	New Westminster Bruins
			(Choice acquired from New York Rangers)		
	3.	40th	Denis Herron	G	Trois Tivieres Ducs
	4.	56th	Ron Lalonde	C	Peterborough Peters
	5.	72nd	Brian Walker	C	Calgary Centennials
	6.	88th	Jeff Ablett	LW	Medicine Hat Tigers
	7.	104th	D'Arcy Keating	D	Notre Dame University
	8.	120th	Yves Bergeron	RW	Shawinigan Bruins
	9.	136th	Jay Babcock	LW	London Knights
	10.	149th	Don Atchison	G	Saskatoon Blades
1973					
	1.	7th	Blaine Stoughton	RW	Flin Flon Bombers
	2.	23rd	Wayne Bianchin	LW	Flin Flon Bombers
	2.	27th	Colin Campbell	D	Peterborough Petes
			(Choice acquired from Detroit for Roy Edwards)		
	3.	39th	No Choice - Traded to Detroit for Andy Brown		
	4.	55th	Denis Owchar	D	Toronto Marlboros
	5.	71st	Guido Tenesi	D	Oshawa Generals
	6.	87th	Don Seiling	LW	Oshawa Generals
	7.	103rd	Terry Ewasluik	LW	Victoria Cougars
	8.	119th	Fred Comrie	C	Edmonton Oil Kings
	9.	134th	Gord Lane	D	New Westminster Royals
	10.	150th	Randy Almoe	D	Medicine Hat Tigers
	11.	164th	Don McLeod	C	Saskatoon Blades
1974					
	1.	8th	Pierre Larouche	C	Sorel Black Hawks
	2.	26th	No Choice - Traded to St. Louis with Bryan Watson & Greg Polis for Bob Kelly, Steve Durbano & Ab DeMarco		
	2.	27th	Jacques Cossette	RW	Sorel Black Hawks
			(Choice acquired from Detroit for Roy Edwards)		
	3.	44th	No Choice - Traded to Detroit for Nelson DeBenedet		
	4.	62nd	Mario Faubert	D	St. Louis University
	5.	80th	Bruce Aberhart	G	London Knights
	6.	98th	William Schneider	LW	Minnesota University
	7.	116th	Robbie Laird	LW	Regina Pats
	8.	133rd	Larry Finck	D	St. Catharines Black Hawks
	9.	150th	Jim Chicoyne	D	Brandon Wheats Kings

RD	OVERALL	NAME	POSITION	TEAM
1974 (continued)				
10.	166th	Rick Uhrich	RW	Regina Pats
11.	181th	Serge Gamelin	RW	Sorel Black Hawks
12.	195th	Richard Perron	D	Quebec Remparts
13.	206th	Richard Hindmarch	RW	Calgary University
14.	216th	William Davis	D	Colgate University
15.	223rd	J. D. Mathers	D	Northeastern University
1975				
1.	13th	Gordon Laxton	G	New Westminster Bruins
2.	31st	Russ Anderson	D	U. of Minnesota
3.	49th	Paul Baxter	D	Winnipeg Clubs
4.	67th	Stu Younger	LW	Michigan Tech
5.	85th	Kim Clackson	D	Victoria Cougars
6.	103rd	Peter Morris	LW	Victoria Cougars
7.	121st	Mike Will	C	Edmonton Oil Kings
8.	139th	Tapio Levo	D	Finlands Nationals
9.	155th	Bryon Shutt	LW	Bowling Green University
10.	170th	Frank Salive	G	Peterborough Peters
11.	185th	John Glynne	D	Vermont University
12.	196th	Lex Hudson	D	Denver University
13.	202nd	Dan Tsubouchi	RW	St. Louis University
14.	206th	Bronislav Stankovsky	LW	Fargo-Moorhead
15.	217th	Kelly Secord	RW	New Westminster Bruins
1976				
1.	2nd	Blair Chapman	RW	Saskatoon Blades
(Choice acquired from Kansas City with Simon Nolet & Ed Gilbert for Steve Durbano and Chuck Arnason)				
1.	11th	No Choice - Traded to Kansas City with Steve Durbano & Chuck Arnason for Simon Nolet & Ed Gilbert		
2.	19th	Greg Malone	C	Oshawa Generals
2.	29th	Peter Marsh	RW	Sherbrooke
3.	47th	Morris Lukowich	LW	Medicine Hat Tigers
4.	65th	Greg Redquest	G	Kingston Canadiens
5.	83th	Brendan Lowe	D	Sherbrooke Beavers
6.	101st	Vic Sirko	D	Oshawa Generals
1977				
1.	12th	No Choice - Traded to Toronto for Rick Kehoe		
2.	30th	Jim Hamilton	LW	London Knights
3.	48th	Kim Davis	LW	Flin Flon Bombers
4.	66th	Mark Johnson	C	U. of Wisconsin
5.	84th	No Choice - Traded to Los Angeles for Mike Corrigan		
6.	102nd	Greg Millen	G	Peterborough Peters
1978				
1.	7th	No Choice - Traded to Philadelphia for Orest Kindrachuk, Ross Lonsberry & Tom Bladon		
2.	25th	Mike Meeker	RW	Peterborough Petes
3.	43rd	No Choice - Traded to Montreal for Don Awrey		
4.	60th	No Choice - Traded to NY Rangers for Dunc Wilson		
4.	61st	Shane Pearsall	LW	Ottawa 67's
(Choice acquired from Los Angeles with Dave Schultz & Gene Carr for Syl Apps & Hartland Monahan)				
5.	75th	Rob Garner	C	Toronto Marlboros
1979				
1.	10th	No Choice - Traded to Washington for Hartland Monahan		
2.	31st	Paul Marshall	LW	Brantford Alexanders
3.	52nd	Bennett Wolf	D	Kitchener Rangers
4.	73rd	Brian Cross	D	Brantford Alexanders
5.	94th	Nick Ricci	G	Niagara Falls Flyers
6.	115th	Marc Chorney	D	North Dakota University
1980				
1.	9th	Mike Bullard	C	Brantford Alexanders
2.	30th	No Choice - Traded to Chicago for Dale Tallon		
3.	51st	Randy Boyd	D	Ottawa 67's
4.	72nd	Tony Feltrin	D	Victoria Cougars
5.	93rd	Doug Shedden	RW	Sault Ste. Marie
6.	114th	Pat Graham	LW	Niagara Falls Flyers
7.	135th	No Choice - Traded to Winnipeg for future consideration		
8.	156th	Robert Geale	C	Portland Winter Hawks
9.	177th	Brian Lundberg	D	U. of Michigan
10.	198th	Steve McKenzie	D	St. Albert Saints
1981				
1.	7th	No Choice - Traded to Montreal for Rod Schutt		
2.	28th	Steve Gatzos	RW	Sault Ste. Marie
3.	49th	Tom Thornbury	D	Niagara Falls Flyers
4.	70th	Norm Schmidt	D	Oshawa Generals
5.	91st	No Choice - Traded to Washington for Gary Rissling		
6.	109th	Paul Edwards	D	Oshawa Generals
(Choice acquired from Hartford for Gilles Lupien)				

RD	OVERALL	NAME	POSITION	TEAM
1981 (continued)				
6.	112th	Rod Buskas	D	Medicine Hat Tigers
7.	133rd	Geoff Wilson	RW	Winnipeg Monarchs
8.	154th	Mitch Lamoureux	C	Oshawa Generals
9.	175th	Dean DeFazio	LW	Brantford Alexanders
10.	196th	Dave Hannan	C	Brantford Alexanders
1982				
1.	10th	Rich Sutter	RW	Lethbridge Broncos
	31st	No Choice - Traded to Montreal with Denis Herron for Pat Hughes & Rob Holland		
2.	38th	Tim Hrynewich	LW	Sudbury Wolves
		(Choice acquired from Minnesota for Mark Johnson)		
3.	52nd	TROY LONEY	LW	Lethbridge Broncos
4.	73rd	No Choice - Traded to Toronto for Paul Harrison		
5.	94th	Grant Sasser	C	Portland Winter Hawks
6.	115th	No Choice - Traded to Toronto for Greg Hotham		
7.	136th	Grant Couture	D	Lethbridge Broncos
8.	157th	Peter Derksen	LW	Portland Winter Hawks
9.	178th	Greg Gravel	C	Windsor Spitfires
10.	199th	Stu Wenaas	D	Winnipeg Warriors
11.	220th	Chris McCauley	RW	London Knights
12.	241st	Stan Bautch	G	Hibbling, Minnesota H.S.
1983				
1.	1st	No Choice - Traded to Minnesota with George Ferguson for Ron Meighan & Anders Hakansson		
1.	15th	BOB ERREY	LW	Peterborough Petes
		(Choice acquired from Minnesota with Anders Hakansson & Ron Meighan for George Ferguson)		
2.	22nd	Todd Charlesworth	D	Oshawa Generals
3.	43rd	No Choice - Traded to Montreal for Gilles Lupien		
3.	58th	Mike Rowe	D	Toronto Marlboros
		(Choice acquired from Montreal for Gilles Lupien)		
4.	63rd	FRANK PIETRANGELO	G	U. of Minnesota
5.	83rd	No Choice - Traded to Toronto with Paul Marshall & Kim Davis for Paul Gardner & Dave Burrows		
6.	103rd	Pat Emond	C	Hull Olympics
7.	123rd	Paul Ames	D	Billerica, Mass. H. S.
8.	143rd	No Choice - Traded to Hartford with Russ Anderson for Rick MacLeish		
9.	163rd	Marty Ketola	RW	Cloquet, Minn. H. S.
10.	183rd	Alec Haidy	RW	Sault Ste. Marie
11.	203rd	Garth Hildrebrand	LW	Calgary Centennials
12.	223rd	Dave Goertz	D	Regina Pats
1984				
1.	1st	MARIO LEMIEUX	C	Laval Voisons
1.	9th	Doug Bodger	D	Kamloops Blazers
		(Choice acquired from Winnipeg with Moe Mantha for Randy Carlyle)		
1.	16th	Roger Belanger	RW	Kingston Canadiens
		(Choice acquired from Philadelphia as part of Rich Sutter trade		
2.	22nd	No Choice - Traded to Philadelphia as part of Rich Sutter trade		
3.	43rd	No Choice - Traded to Philadelphia as part of Rich Sutter trade		
3.	58th	No Choice - Traded to Vancouver for Keith McCarthy		
4.	64th	Mark Teevans	RW	Peterborough Petes
5.	85th	Arto Javanainen	RW	Finland
6.	106th	No Choice - Traded to Edmonton with Kevin McClelland for Tom Roulston		
7.	127th	Tom Ryan	D	Newton North H. S.
8.	148th	No Choice - Traded to St. Louis for Gary Edwards		
9.	169th	John Del Col	LW	Toronto Marlboros
10.	189th	Steve Hurt	RW	Hill Murray, Minn. H. S.
11.	210th	Jim Steen	C	Moorhead, Minn. H. S.
12.	250th	Mark Ziliootto	LW	Streetsville Jr. "B"
1985				
1.	2nd	Craig Simpson	C	Michigan State
2.	23rd	Lee Giffin	RW	Oshawa Generals
3.	44th	No Choice - Traded to Montreal for Denis Herron		
3.	58th	BRUCE RACINE	G	Northeastern University
		(Choice acquired from Hartford for Greg Malone)		
4.	65th	No Choice - Traded to Boston for Randy Hillier		
5.	86th	Steve Gotaas	C	Prince Albert Raiders
6.	107th	Kevin Clemens	LW	Regina Pats
6.	114th	Stuart Marston	D	Longueuil
		(Choice acquired from Los Angeles for Marc Chorney)		
7.	128th	Steve Titus	G	Cornwall Royals
8.	149th	PAUL STANTON	D	Catholic Memorial, Mass. H. S.
9.	170th	JIM PAKK	D	Oshawa Generals
10.	191st	Steve Shaunessy	D	Reading H. S.
11.	212th	Doug Greschuk	D	St. Albert
12.	233rd	Greg Choules	LW	Chicoutimi

RD	OVERALL	NAME	POSITON	TEAM
1986				
1.	4th	Zarley Zalapski	D	Team Canada
2.	25th	Dave Capuano	C	Mt. St. Charles H.S.
3.	46th	Brad Aitken	LW	Sault Ste. Marie
4.	67th	Rob Brown	C	Kamloops Blazers
5.	88th	SANDY SMITH	C	Brainerd, Minn. H.S.
6.	109th	JEFF DANIELS	LW	Oshawa Generals
7.	130th	Doug Hobson	D	Prince Albert Raiders
8.	151st	Steve Rohlik	LW	Hill Murray H.S.
9.	172nd	Dave McLwain	C	North Bay Centennials
10.	193rd	Kelly Cain	C	London Knights
11.	214th	Stan Drulia	RW	Belleville Bulls
12.	235th	Rob Wilson	D	Sudbury Wolves
1987				
1.	5th	Chris Joseph	D	Seattle Thunderbirds
2.	26th	Richard Tabaracci	G	Cornwall Royals
3.	47th	JAMIE LEACH	RW	Hamilton Steelhawks
4.	68th	Risto Kurkinen	LW	Jyph, Finland
5.	89th	Jeff Waver	D	Hamilton Steelhawks
6.	110th	SHAWN MCEACHERN	C	Matigon, Mass. H.S.
7.	131st	JIM BODDEN	C	Chatham Jr. "B"
8.	152nd	JIRI KUCERA	RW	Dukla Jihlava
9.	173rd	JACK MACDOUGALL	RW	New Prep, Mass.
10.	194th	Daryn McBride	C	Denver University
11.	215th	MARK CARLSON	LW	Philadelphia Jrs.
12.	236th	Ake Lilljebjorn	G	Brynas, Finland
1988				
1.	4th	Darrin Shannon	LW	Windsor Spitfires
2.	25th	MARK MAJOR	LW	North Bay Centennials
3.		No Choice - Traded to Montreal for Perry Ganchar		
3.	62nd	DANIEL GAUTHIER	LW	Victoriaville Tigers
4.		Choice acquired from Montreal in Perry Ganchar deal		
4.	67th	MARK RECCHI	C	Kamloops Blazers
5.	88th	GREG ANDRUSAK	D	University of Minnesota
6.		No Choice - Traded to Los Angeles with Chris Kontos for Bryan Erickson		
7.	130th	TROY MICK	LW	Portland Winter Hawks
8.	151st	JEFF BLAESER	LW	St. John's Prep
9.	172nd	Rob Gaudreau	RW	Bishop Hendricken
10.	193rd	Don Pancoe	LW	Hamilton Steelhawks
11.	214th	CORY LAYLIN	LW	St. Cloud Appollo
12.	235th	Darren Stolk	D	Lethbridge Hurricanes
1989				
1.	16th	JAMIE HEWARD	RW	Regina Pats
2.	37th	PAUL LAUS	D	Niagara Falls Thunder
3.	58th	JOHN BRILL	RW	Grand Rapids High School
4.	79th	TODD NELSON	D	Prince Albert Raiders
5.	100th	TOM NEVERS	C	Enna High School
6.	121st	MIKE MARKOVICH	D	U. of Denver
6.	126th	MIKE NEEDHAM	RW	Kamloops Blazers
7.	142nd	PAT SCHAFFHAUSER	D	Hill-Murray High School
8.	163rd	DAVE SHUTE	C	Victoria Cougars
9.	184th	Andrew Wolf	D	Victoria Cougars
10.	205th	GREG HAGEN	RW	Hill-Murray High School
11.	226th	SCOTT FARRELL	D	Spokane Chiefs
12.	247th	JASON SMART	C	Saskatoon Blades
1990				
1.	5th	JAROMIR JAGR	RW	Kladno
2.	26th	No choice - Traded to Calgary for Joe Mullen		
3.	47th	No choice - Traded to Philadelphia for Wendell Young		
3.	61st	JOE DZIEDZIC	LW	Edison High School
4.		(Choice acquired from Buffalo in Tom Barraso trade)		
4.	68th	CHRIS TAMER	D	U. of Michigan
5.	89th	BRIAN FARRELL	C	Avon Old Farms High School
6.	107th	IAN MORAN	D	Belmont Hill High School
7.		(Choice acquired from Vancouver in Rod Buskas trade)		
6.	110th	DENIS CASEY	G	Colorado College
7.	130th	MIKA VALILA	C	Tappara
7.		(Choice acquired from Philadelphia in Wendell Young trade)		
7.	131st	KEN PLAQUIN	D	Michigan Tech
7.	145th	PAT NEATON	D	U. of Michigan
8.		(Choice acquired from Buffalo in Wayne Van Dorp trade)		
8.	152nd	PETTERI KOSKIMAKI	C	Boston University
9.	173rd	LADISLAV KARABIN	LW	Bratislava
10.	194th	TIMOTHY FINGERHUT	LW	Canterbury High School
11.	215th	MICHEAL THOMPSON	RW	Michigan Satae
12.	236th	BRIAN BRUININKS	D	Colorado College

CODE: **BOLD FACE** - Players NHL rights owned by Pittsburgh.

PITTSBURGH PENGUINS

1991-92 PLAYER ORIGIN

ANDRINGA, Rob - tryout
BARRASSO, Tom - acquired via trade with Buffalo on November 12, 1989
BLISHEN, Don - tryout
BLOUIN, Jean - tryout
BODDEN, Jim - Pittsburgh's 7th Rd. draft choice, 1987 Entry Draft
BOURQUE, Phil - signed as a free agent on Oct. 4, 1982
BRULE, Eric - tryout
CALLANDER, Jock - signed as a free agent on July 31, 1987
CAUFIELD, Jay - claimed in Waiver Draft from Minnesota on October 3, 1988
COFFEY, Paul - acquired via trade with Edmonton on November 24, 1987
DANIELS, Jeff - Pittsburgh's 6th Rd. draft choice, 1986 Entry Draft
DARVEAU, Guy - tryout
DELORME, Gilbert - signed as a free agent on June 16, 1989
DINEEN, Gord - acquired via trade with Minnesota on December 17, 1988
DOPSON, Rob - signed as a free agent on July 15, 1991
DYCK, Paul - Pittsburgh's 11th Rd. draft choice, 1991 Entry Draft
ERREY, Bob - Pittsburgh's 1st Rd. draft choice, 1983 Entry Draft
FRANCIS, Ron - acquired via trade with Hartford on March 4, 1991
GARCHAR, Perry - tryout
GARDNER, Joel - signed as a free agent on September 11, 1990
GAUTHIER, Daniel - Pittsburgh's 3rd Rd. draft choice, 1988 Entry Draft
HEWARD, Jamie - Pittsburgh's 1st Rd. draft choice, 1989 Entry Draft
HRDINA, Jiri - acquired via trade with Calgary on December 13, 1990
JAGR, Jaromir - Pittsburgh's 1st Rd. draft choice, 1990 Entry Draft
JENNINGS, Grant - acquired via trade with Hartford on March 4, 1991
KACHOWSKI, Mark - signed as a free agent on August 31, 1987
LALONDE, Christine - signed as a free agent on September 4, 1990
LAUS, Paul - Pittsburgh's 2nd Rd. draft choice, 1989 Entry Draft
LEACH, Jamie - Pittsburgh's 3rd Rd. draft choice, 1987 Entry Draft
LEMIEUX, Mario - Pittsburgh's 1st Rd. draft choice, 1984 Entry Draft
LONEY, Troy - Pittsburgh's 3rd Rd. draft choice, 1982 Entry Draft
MAJOR, Mark - Pittsburgh's 2nd Rd. draft choice, 1988 Entry Draft
MELANSON, Robert - Pittsburgh's 5th Rd. draft choice, 1991 Entry Draft
MICHAYLUK, Dave - signed as a free agent on May 24, 1989
MICK, Troy - Pittsburgh's 7th Rd. draft choice, 1988 Entry Draft
MORRISETTE, Alain - tryout
MULLEN, Joe - acquired via trade with Calgary on June 16, 1990
MULVENNA, Glenn - signed as a free agent on December 3, 1987
MURPHY, Larry - acquired via trade with Minnesota on December 11, 1990
NEEDHAM, Mike - Pittsburgh's 6th Rd. draft choice in 1989 Entry Draft
NELSON, Todd - Pittsburgh's 4th Rd. draft choice, 1989 Entry Draft
PAEK, Jim - Pittsburgh's 9th Rd. draft choice, 1985 Entry Draft
PATTERSON, Ed - Pittsburgh's 7th Rd. draft choice in 1991 Entry Draft
PEACOCK, Shane - Pittsburgh's 3rd Rd. draft choice, 1991 Entry Draft
PIETRANGELO, Frank - Pittsburgh's 4th Rd. draft choice, 1983 Entry Draft
PRIESTLAY, Ken - acquired via trade with Buffalo on March 5, 1991
PURDY, Brian - tryout
RACINE, Bruce - Pittsburgh's 3rd Rd. draft choice, 1985 Entry Draft
RECCHI, Mark - Pittsburgh's 4th Rd. draft choice, 1988 Entry Draft
ROBERTS, Gord - acquired via trade with St. Louis on October 27, 1991
ROCHETTE, Eric - tryout
ROHLIK, Steve - tryout
SAMUELSSON, Ulf - acquired via trade with Hartford on March 4, 1991
SHEPPARD, Craig - tryout
SHUTE, Dave - tryout
SMART, Jason - Pittsburgh 12th Rd. draft choice, 1989 Entry Draft
SMITH, Sandy - Pittsburgh's 5th Rd. draft choice, 1986 Entry Draft
STANTON, Paul - Pittsburgh's 8th Rd. draft choice, 1985 Entry Draft
STEVENS, Kevin - acquired via trade with Los Angeles on September 9, 1983
TAGLIANETTI, Peter - acquired via trade with Minnesota on December 11, 1991
TROTTIER, Bryan - signed as a free agent on July 20, 1990
YOUNG, Scott - acquired via trade with Hartford on December 21, 1991
YOUNG, Wendell - acquired via trade with Philadelphia on September 1, 1988

1991-92 PITTSBURGH PENGUINS ROSTER

FORWARDS	HGT	WGT	PLACE OF BIRTH	DATE
BOURQUE, Phil (LW)	6-1	196	Chelmsford, Mass.	6/8/62
CALLANDER, Jock (RW)	6-1	188	Regina, Sask.	4/23/61
CAUFIELD, Jay (RW)	6-4	235	Philadelphia, Pa.	7/17/60
DANIELS, Jeff (LW)	6-1	200	Oshawa, Ont.	6/24/68
ERREY, Bob (LW)	5-10	182	Montreal, Que.	9/21/64
FRANCIS, Ron (C)	6-2	200	Sault Ste. Marie, Ont.	3/1/63
GANCHAR, Perry (RW)	5-9	180	Saskatoon, Sask.	10/28/63
GARDNER, Joel (C)	6-0	175	Petrolia, Ont.	9/16/67
GAUTHIER, Daniel (LW)	6-2	190	Charlemagne, Que.	5/17/70
HRDINA, Jiri (C)	6-0	190	Miada Boleslav, Czech.	1/5/58
JAGR, Jaromir (RW)	6-2	208	Kladno, Czech.	2/15/72
KACHOWSKI, Mark (LW)	5-11	200	Edmonton, Alta.	2/20/65
LALONDE, Christian (LW)	6-1	210	LaSalle, Que.	5/3/66
LEACH, Jamie (RW)	6-1	205	Winnipeg, Man.	8/25/69
LEMIEUX, Mario (C)	6-4	210	Montreal, Que.	10/5/65
LONEY, Troy (LW)	6-3	210	Bow Island, Alta.	9/21/63
MAJOR, Mark (LW)	6-3	223	Toronto, Ont.	3/20/70
MICHAYLUK, Dave (LW)	5-10	189	Wakaw, Sask.	5/18/62
MICK, Troy (LW)	5-11	192	Burnaby, B. C.	3/30/69
MULLEN, Joe (RW)	5-9	180	New York, NY	2/25/57
MULVENNA, Glenn (C)	5-11	187	Calgary, Alta.	2/18/67
NEEDHAM, Mike (RW)	5-10	185	Calgary, Alta.	4/4/70
PRIESTLAY, Ken (C)	5-10	190	Richmond, B.C.	8/24/67
PURDY, Brian (C)	6-0	180	Kelowna, B.C.	3/30/71
RECCHI, Mark (RW)	5-10	185	Kamloops, B.C.	2/1/68
ROHLIK, Steve (LW)	6-0	180	St. Paul, Minn.	5/15/68
SHUTE, Dave (LW/C)	5-11	188	Carlisle, PA	2/10/71
SMART, Jason (C)	6-4	212	Prince George, B.C.	1/23/70
SMITH, Sandy (RW)	5-11	200	Brainerd, Minn.	10/23/67
STEVENS, Kevin (LW)	6-3	215	Brockton, Mass.	4/15/65
TROTTIER, Bryan (C)	5-11	195	Val Marie, Sask.	7/17/56
YOUNG, Scott (RW)	6-0	190	Clinton, Mass.	10/1/67
DEFENSE	HGT	WGT	PLACE OF BIRTH	DATE
ANDRINGA, Rob (LD)	5-10	175	Madison, Wisconsin	10/26/68
BRULE, Eric (LD)	5-10	200	Victoriaville, Que.	1/17/70
COFFEY, Paul (LD)	6-1	205	Weston, Ont.	6/1/61
DELORME, Gilbert (RD)	6-1	200	Boucherville, Que.	11/25/62
DINEEN, Gord (RD)	6-0	195	Toronto, Ont.	9/21/62
DYCK, Paul (LD)	6-1	192	Steinbach, Man.	4/15/71
HEWARD, Jamie (RD)	6-2	194	Regina, Sask.	3/30/71
JENNINGS, Grant (LD)	6-3	200	Hudson Bay, Sask.	5/5/65
LAUS, Paul (RD)	6-1	212	Beamsville, Ont.	9/26/70
MELANSON, Robert (LD)	6-1	202	Antigonish, N.S.	3/5/71
MURPHY, Larry (RD)	6-1	210	Scarborough, Ont.	3/8/61
NELSON, Todd (LD)	6-0	201	Prince Albert, Sask.	5/11/69
PAEK, Jim (LD)	6-1	194	Seoul, Korea	4/7/67
ROBERTS, Gord (LD)	6-1	195	Detroit, Mich.	10/2/57
SAMUELSSON, Ulf (LD)	6-1	195	Fagersta, Sweden	3/26/64
STANTON, Paul (RD)	6-0	193	Boston, Mass.	6/22/67
TAGLIANETTI, Peter (RD)	6-2	195	Framingham, Mass.	8/15/63
GOALTENDERS	HGT	WGT	PLACE OF BIRTH	DATE
BARRASSO, Tom	6-3	212	Boston, Mass.	3/31/65
BLISHEN, Don	5-10	180	Prince George, B.C.	8/24/71
DOPSON, Rob	6-0	200	Smith Falls, Ont.	8/21/67
MORRISSETTE, Alain	5-9	160	Rimouski, Quebec	8/26/69
PIETRANGELO, Frank	5-10	185	Niagara Falls, Ont.	12/17/64
RACINE, Bruce	6-0	178	Cornwall, Ont.	8/9/66
YOUNG, Wendell	5-9	183	Halifax, N.S.	8/1/63

1991-92 PITTSBURGH PENGUINS ROSTER

AGE	1990-91 CLUB	GP	G	A	PTS	PIM
29	Pittsburgh (NHL)	78	20	14	34	106
30	Muskegon (IHL)	30	14	20	34	102
31	Pittsburgh (NHL)	23	1	1	2	71
	Muskegon (IHL)	3	1	0	1	18
23	Pittsburgh (NHL)	11	0	2	2	2
	Muskegon (IHL)	62	23	29	52	18
26	Pittsburgh (NHL)	79	20	22	42	115
28	Hartford (NHL)	67	21	55	76	51
	Pittsburgh (NHL)	14	2	9	11	21
27	Muskegon (IHL)	80	37	38	75	87
23	Muskegon (IHL)	49	9	13	22	30
21	Knoxville (ECHL)	61	41	93	134	40
	Albany (IHL)	1	1	0	1	0
33	Calgary (NHL)	14	0	3	3	4
	Pittsburgh (NHL)	37	6	14	20	13
19	Pittsburgh (NHL)	80	27	30	57	42
26	Muskegon (IHL)	80	19	21	40	108
25	Albany (IHL)	2	0	0	0	9
	Muskegon (IHL)	33	1	4	5	25
	Knoxville (ECHL)	20	3	12	15	37
22	Pittsburgh (NHL)	7	2	0	2	0
	Muskegon (IHL)	43	33	22	55	26
25	Pittsburgh (NHL)	26	19	26	45	30
27	Pittsburgh (NHL)	44	7	9	16	85
	Muskegon (IHL)	2	0	0	0	5
21	Muskegon (IHL)	60	8	10	18	160
29	Muskegon (IHL)	83	40	62	102	116
22	Knoxville (ECHL)	38	35	48	83	24
	Albany (IHL)	1	0	0	0	2
34	Pittsburgh (NHL)	47	17	22	39	6
24	Muskegon (IHL)	48	9	27	36	25
21	Muskegon (IHL)	65	14	32	46	17
24	Team Canada	40	20	26	46	34
	Pittsburgh (NHL)	2	0	1	0	0
20	Brandon (WHL)	72	30	48	78	30
23	Pittsburgh (NHL)	78	40	73	113	48
23	Did Not Play					
20	Medicine Hat (WHL)	72	31	28	59	91
21	Muskegon (IHL)	36	12	27	45	83
	Albany (IHL)	15	4	2	6	28
23	Muskegon (IHL)	82	25	29	54	51
26	Pittsburgh (NHL)	80	40	46	86	133
35	Pittsburgh (NHL)	52	6	9	28	24
23	Hartford (NHL)	34	6	9	15	8
	Pittsburgh (NHL)	43	11	16	27	33

AGE	1990-91 CLUB	GP	G	A	PTS	PIM
22	U. of Wisconsin (WCHA)	43	4	28	32	45
21	Chicoutimi (GMJHL)	67	12	43	55	60
30	Pittsburgh (NHL)	76	24	69	93	128
28	Did Not Play					
28	Pittsburgh (NHL)	9	0	0	0	9
	Muskegon (IHL)	40	1	14	15	57
20	Moose Jaw (WHL)	72	12	41	53	63
20	Regina (WHL)	71	23	61	84	41
26	Hartford (NHL)	44	1	4	5	82
	Pittsburgh (NHL)	13	1	3	4	26
20	Muskegon (IHL)	35	3	4	7	103
	Albany (IHL)	7	0	0	0	7
	Knoxville (ECHL)	20	6	12	18	83
20	Hull (GMJHL)	66	1	8	9	210
30	Minnesota (NHL)	31	4	11	15	38
	Pittsburgh (NHL)	44	5	23	28	68
22	Muskegon (IHL)	79	4	20	24	32
24	Team Canada	48	2	12	14	24
	Pittsburgh	3	0	0	0	2
33	St. Louis (NHL)	3	0	1	1	8
	Peoria (IHL)	6	0	8	8	4
	Pittsburgh (NHL)	61	3	12	15	18
27	Hartford (NHL)	62	3	18	21	174
	Pittsburgh (NHL)	14	1	4	5	37
24	Pittsburgh (NHL)	75	5	18	23	40
28	Minnesota (NHL)	16	0	1	1	14
	Pittsburgh (NHL)	39	2	8	11	93

AGE	1990-91 CLUB	GP	MP	GA	SO	AVG
26	Pittsburgh (NHL)	48	2754	165	1	3.59
20	Brandon (WHL)	14	687	79	0	6.90
24	Muskegon (IHL)	24	1243	90	0	4.34
22	Fredericton (AHL)	14	709	43	0	3.64
	Winston-Salem (ECHL)	21	1222	99	0	4.86
26	Pittsburgh (NHL)	25	1311	86	0	3.94
25	Muskegon (IHL)	9	516	40	0	4.15
	Albany (IHL)	29	1567	104	0	3.98
28	Pittsburgh (NHL)	18	773	52	0	4.04

1991-92 NHL ALIGNMENT

The National Hockey League embarks upon its 75th regular season with the addition of one team, the San Jose Sharks. The Sharks become the 22nd team in the NHL.

PRINCE OF WALES CONFERENCE

PATRICK DIVISION

Pittsburgh Penguins
New Jersey Devils (3-4)
New York Islanders (4-3)
New York Rangers (3-4)
Philadelphia Flyers (4-3)
Washington Capitals (3-4)

ADAMS DIVISION

Boston Bruins (1-2)
Buffalo Sabres (2-1)
Hartford Whalers (2-1)
Montreal Canadiens (1-2)
Quebec Nordiques (2-1)

CLARENCE CAMPBELL CONFERENCE

NORRIS DIVISION

Chicago Black Hawks (1-1)
Detroit Red Wings (1-2)
Minnesota North Stars (1-2)
St. Louis Blues (1-1)
Toronto Maple Leafs (2-1)

SMYTHE DIVISION

Calgary Flames (1-2)
Edmonton Oilers (2-1)
Los Angeles Kings (2-1)
San Jose (1-2)
Vancouver Canucks (1-2)
Winnipeg Jets (2-1)

Numbers in parenthesis indicate number of games against each opponent by Pittsburgh for the 1991-92 season (home-away).

UNBALANCED SCHEDULE

Each of the 22 teams will play an 80-game schedule with those teams in the Norris and Adams Division having eight games (four home and four away) against each of their divisional opponents. The six teams in the Patrick and Smythe Division will play seven games (three home and four away or vice-versa, alternating the extra home game each year) against their divisional opponents.

STANLEY CUP PLAYOFFS

At the conclusion of the regular schedule, the top four finishers in each division will qualify for the Stanley Cup Playoffs.

The opening round features divisional playoffs that will have the first place club oppose the fourth place team and second versus third in the best-of-seven series. The winners of each series will advance to a best-of-seven divisional final series, with the team gaining higher standing during the regular season holding home-ice advantage.

The four divisional winners will meet in a best-of-seven conference championship. The Smythe Division winner will face the Norris Division winner for the Campbell Conference title and the Patrick Division winner will face the Adams Division winner for the Prince of Wales Conference crown. Teams with the most points during the regular season will have home-ice advantage.


Conference winners will meet in the Stanley Cup Finals in a best-of-seven series, again with the team having the most regular season points getting the home-ice advantage. The finals will be played in a 2-2-1-1-1 setup with the home team advantage having the first and second, fifth (if needed) and seventh (if needed) games in their building.

For the sixth consecutive year, all playoff series will be scheduled on a 2-2-1-1-1 basis.

TIE BREAKING PROCEDURE

If two or more teams in the same division finish the regular season with an equal number of points, the following criteria, in order, are used to determine the order of finish:

- (1) The greater number of victories by each club.
- (2) The greater number of points earned by each club in games played among each club.
- (3) The greater differential between goals scored for and against during the entire 80-game season by each club.



1990-91 Season Recap



1990-91 NHL STANDINGS

PRINCE OF WALES CONFERENCE

PATRICK DIVISION

TEAM	GP	W	L	T	GF	GA	PTS	PCTG
(7) PITTSBURGH	80	41	33	6	342	305	88	.550
(8) NY Rangers	80	36	31	13	297	265	85	.531
(9) Washington	80	37	36	7	258	258	81	.506
(12) New Jersey	80	32	33	15	272	264	79	.494
(14) Philadelphia	80	33	37	10	252	267	76	.475
(19) NY Islanders	80	25	45	10	223	290	60	.375

ADAMS DIVISION

TEAM	GP	W	L	T	GF	GA	PTS	PCTG
(5) Boston	80	44	24	12	299	264	100	.625
(6) Montreal	80	39	30	11	273	249	89	.556
(10) Buffalo	80	31	30	19	292	278	81	.506
(15) Hartford	80	31	38	11	238	276	73	.456
(21) Quebec	80	16	50	14	236	354	46	.288

CLARENCE CAMPBELL CONFERENCE

NORRIS DIVISION

TEAM	GP	W	L	T	GF	GA	PTS	PCTG
(1) Chicago	80	49	23	8	284	211	106	.663
(2) St. Louis	80	47	22	11	310	250	105	.656
(13) Detroit	80	34	38	8	273	298	76	.475
(16) Minnesota	80	27	39	14	256	266	68	.425
(20) Toronto	80	23	46	11	241	318	57	.356

SMYTHE DIVISION

TEAM	GP	W	L	T	GF	GA	PTS	PCTG
(3) Los Angeles	80	46	24	10	340	254	102	.638
(4) Calgary	80	46	26	8	344	263	100	.625
(11) Edmonton	80	37	37	6	272	272	80	.500
(17) Vancouver	80	28	43	9	243	315	65	.406
(18) Winnipeg	80	26	43	11	260	288	63	.394

TEAMS' HOME & ROAD RECORD

	HOME					ROAD						
	W	L	T	GF	GA	PTS	W	L	T	GF	GA	PTS
Boston	26	9	5	170	108	57	18	15	7	129	156	43
Buffalo	15	13	12	157	129	42	16	17	7	135	149	39
Calgary	29	8	3	194	115	61	17	18	5	150	148	39
Chicago	28	8	4	162	103	60	21	15	4	122	108	46
Detroit	26	14	0	162	137	52	8	24	8	111	161	24
Edmonton	22	15	3	134	119	47	15	22	3	138	153	33
Hartford	18	16	6	128	128	42	13	22	5	110	148	31
Los Angeles	26	9	5	189	122	57	20	15	5	151	132	45
Minnesota	19	15	6	149	120	44	8	24	8	107	146	24
Montreal	23	12	5	149	118	51	16	18	6	124	131	38
New Jersey	23	10	7	147	115	53	9	23	8	125	149	26
NY Islanders	15	19	6	113	134	36	10	26	4	110	156	24
NY Rangers	22	11	7	161	114	51	14	20	6	136	151	34
Philadelphia	18	16	6	130	124	42	15	21	4	122	143	34
PITTSBURGH	25	12	3	184	132	53	16	21	3	158	173	35
Quebec	9	23	8	123	170	26	7	27	6	113	184	20
St. Louis	24	9	7	155	114	55	23	13	4	155	136	50
Toronto	15	21	4	134	160	34	8	25	7	107	158	23
Vancouver	18	17	5	127	130	41	10	26	4	116	185	24
Washington	21	14	5	145	123	47	16	22	2	113	135	34
Winnipeg	17	18	5	143	134	39	9	25	6	117	154	24
TOTALS	439	289	112	3156	2649	990	289	439	112	2649	3156	690

1990-91 NHL SCORING LEADERS

PLAYER-TEAM	GP	G	A	PTS	+/-	PIM	PP	SH	GW	GT	S	PCTG
Wayne Gretzky, L.A.	78	41	122	163	30	16	8	0	5	2	212	19.3
Brett Hull, St. Louis	78	86	45	131	23	22	29	0	11	1	389	22.1
Adam Oates, St. Louis	61	25	90	115	15	29	3	1	3	0	139	18.0
MARK RECCHI, PGH.	78	40	73	113	0	48	12	0	9	0	184	21.7
John Cullen, PGH-HFD	78	39	71	110	-6	101	14	0	3	1	205	19.0
Joe Sakic, Quebec	80	48	61	109	-26	24	12	3	7	1	245	19.6
Steve Yzerman, Detroit	80	51	57	108	-2	34	12	6	4	1	326	15.6
Theo Fleury, Calgary	79	51	53	104	48	136	9	7	9	0	249	20.5
Al MacInnis, Calgary	78	28	75	103	42	90	17	0	1	1	305	9.2
Steve Larmer, Chicago	80	44	57	101	37	79	17	2	9	0	231	19.0
Jeremy Roenick, Chicago	79	41	53	94	38	80	15	4	10	1	194	21.1
Ray Bourque, Boston	76	21	73	94	33	75	7	0	3	1	323	6.5
PAUL COFFEY, PGH.	76	24	69	93	-18	128	8	0	3	0	240	10.0
Craig Janney, Boston	77	26	66	92	15	8	9	1	5	0	133	19.5
Cam Neely, Boston	69	51	40	91	26	98	18	1	8	0	262	19.5
Luc Robitaille, Los Angeles	76	45	46	91	28	68	11	0	5	1	229	19.7
Tomas Sandstrom, L.A.	68	45	44	89	27	106	16	0	6	1	221	20.4
Dale Hawerchuk, Buffalo	80	31	58	89	2	32	12	0	1	1	194	16.0
Brian Leetch, NY Rangers	80	16	72	88	2	42	6	0	4	1	206	7.8
RON FRANCIS, PGH.	81	23	64	87	-2	72	10	1	7	0	174	13.2
KEVIN STEVENS, PGH.	80	40	46	86	-1	133	18	0	6	2	253	15.8

DEFENSEMEN SCORING LEADERS

PLAYER-TEAM	GP	G	A	PTS	+/-	PIM	PP	SH	GW	GT	S	PCTG
Al MacInnis, Calgary	78	28	75	103	42	90	17	0	1	1	305	9.2
Ray Bourque, Boston	76	21	73	94	33	75	7	0	3	1	323	6.5
PAUL COFFEY, PGH.	76	24	69	93	-18	128	8	0	3	0	240	10.0
Brian Leetch, NY Rangers	80	16	72	88	2	42	6	0	4	1	206	7.8
Phil Housley, Winnipeg	78	23	53	76	-13	24	12	1	3	0	206	11.2
Kevin Hatcher, Washington	79	24	50	74	-10	69	9	2	3	0	267	9.0
Gary Suter, Calgary	79	12	58	70	26	102	6	0	1	0	258	4.7

INDIVIDUAL LEADERS

GOALS		ASSISTS	
Brett Hull, St. Louis	86	Wayne Gretzky, Los Angeles	122
Cam Neely, Boston	51	Adam Oates, St. Louis	90
Theo Fleury, Calgary	51	Al MacInnis, Calgary	75
Steve Yzerman, Detroit	51	Ray Bourque, Boston	73
Mike Gartner, NY Rangers	49	MARK RECCHI, PITTSBURGH	73
Joe Sakic, Quebec	48	Brian Leetch, NY Rangers	72

POWER PLAY GOALS		SHORTHANDED GOALS	
Brett Hull, St. Louis	29	Dave Reid, Toronto	8
Mike Gartner, NY Rangers	22	Theo Fleury, Calgary	7
Joe Nieuwendyk, Calgary	22	Dirk Graham, Chicago	6
Dave Gagner, Minnesota	20	Craig MacTavich, Edmonton	6
John MacLean, New Jersey	19	Steve Yzerman, Detroit	6

GAME WINNING GOALS		PLUS/MINUS	
Brett Hull, St. Louis	11	Marty McSorley, Los Angeles	48
Jeremy Roenick, Chicago	10	Theo Fleury, Calgary	48
MARK RECCHI, PITTSBURGH	9	Al MacInnis, Calgary	42
Theo Fleury, Calgary	9	Jeremy Roenick, Chicago	38
Steve Larmer, Chicago	9	Steve Larmer, Chicago	37

SHOTS		SHOOTING PERCENTAGE	
Brett Hull, St. Louis	389	Sergei Makarov, Calgary	32.3
Steve Yzerman, Detroit	326	Peter Zezel, Was-Tor	23.3
Ray Bourque, Boston	323	Brett Hull, St. Louis	22.1
Al MacInnis, Calgary	305	Ken Hodge, Boston	21.9
Brian Bellows, Minnesota	296	MARK RECCHI, PITTSBURGH	21.7

1990-91 ROOKIE SCORING LEADERS

PLAYER-TEAM	GP	G	APTS	+/-	PIM	PP	SH	GW	GT	S	PCTG	
Sergei Fedorov, Detroit	77	31	48	79	11	66	11	3	5	1	259	12.0
Ken Hodge, Boston	70	30	29	59	11	20	12	2	4	0	137	21.9
Mats Sundin, Quebec	80	23	36	59	-24	58	4	0	0	1	155	14.8
JAROMIR JAGR, PGH.	80	27	30	57	-4	42	7	0	4	0	136	19.9
Rob Blake, Los Angeles	75	12	34	46	3	125	9	0	2	0	150	8.0
Bobby Holik, Hartford	78	21	22	43	-3	113	8	0	3	0	173	12.1
Mike Ricci, Philadelphia	68	21	20	41	-8	64	9	0	4	0	121	17.4
Robert Reichel, Calgary	66	19	22	41	17	22	3	0	3	0	131	14.5

INDIVIDUAL LEADERS

GOALS		ASSISTS	
Sergei Fedorov, Detroit	31	Sergei Fedorov, Detroit	48
Ken Hodge, Boston	30	Mats Sundin, Quebec	36
JAROMIR JAGR, PITTSBURGH	27	Rob Blake, Los Angeles	34
Mats Sundin, Quebec	23	Eric Weinrich, New Jersey	34
Mike Ricci, Philadelphia	21	JAROMIR JAGR, PITTSBURGH	30
Bobby Holik, Hartford	21	Ken Hodge, Boston	29
POWER PLAY GOALS		GAME WINNING GOALS	
Ken Hodge, Boston	12	Sergei Fedorov, Detroit	5
Sergei Fedorov, Detroit	11	Tim Sweeney, Calgary	4
Mike Ricci, Philadelphia	9	Mike Ricci, Philadelphia	4
Rob Blake, Los Angeles	9	Ken Hodge, Boston	4
Bobby Holik, Hartford	8	JAROMIR JAGR, PITTSBURGH	4
PLUS/MINUS		SHOOTING PERCENTAGE	
Robert Reichel, Calgary	17	Ken Hodge, Boston	21.9
Stephane Matteau, Calgary	17	JAROMIR JAGR, PITTSBURGH	19.9
Ken Sabourin, CGY-WAS	15	Johan Garpenlov, Detroit	19.8
Ken Hodge, Boston	11	Mike Ricci, Philadelphia	17.4
PAUL STANTON, PITTSBURGH	11	Mats Sundin, Quebec	14.8
Sergei Fedorov, Detroit	11	Paul Ysebaert, NJD-DET	14.8

1990-91 NHL GOALTENDING LEADERS

PLAYER-TEAM	GP	MINS	AVG	W	L	T	SO	GA	SA	SPCTG
Jim Waite	1	60	2.00	1	0	0	0	2	28	.929
Dominic Hasek	5	195	2.46	3	0	1	0	8	93	.914
Ed Belfour	74	4127	2.47	43	19	7	4	170	1883	.910
Jacques Cloutier	10	403	3.57	2	3	0	0	24	175	.863
Greg Millen	3	58	4.14	0	1	0	0	4	32	.875
CHICAGO TOTALS	80	4846	2.61	49	23	8	4	211	2214	.905
Patrick Roy	48	2835	2.71	25	15	6	1	128	1362	.906
Andre Racicot	21	975	3.20	7	9	2	1	52	479	.891
Frederic Chabot	3	108	3.33	0	0	1	0	6	45	.867
J. C. Bergeron	18	941	3.76	7	6	2	0	59	426	.862
MONTREAL TOTALS	80	4869	3.07	39	30	11	2	249	2316	.892
Vincent Riendeau	44	2671	3.01	29	9	6	3	134	1241	.892
Pat Jablonski	8	492	3.05	2	3	3	0	25	228	.890
Curtis Joseph	30	1710	3.12	16	10	2	0	89	874	.898
ST. LOUIS TOTALS	80	4877	3.08	47	22	11	3	250	2345	.893
Kelly Hrudey	47	2730	2.90	26	13	6	3	132	1321	.900
Daniel Berthiaume	37	2119	3.31	20	11	4	1	117	1086	.892
LOS ANGELES TOTALS	80	4863	3.13	46	24	10	4	254	2412	.895

INDIVIDUAL LEADERS

PLAYER-TEAM	GP	MINS	AVG	W	L	T	SO	GA	SA	SPCTG
Ed Belfour, Chicago	74	4127	2.47	43	19	7	4	170	1883	.910
Don Beaupre, Washington	45	2572	2.64	20	18	3	5	113	1095	.897
Patrick Roy, Montreal	48	2835	2.71	25	15	6	1	128	1362	.906
Andy Moog, Boston	51	2844	2.87	25	13	9	4	136	1307	.896
Pete Peeters, Philadelphia	26	1270	2.88	9	7	1	1	61	623	.902
WINS		SHUTOUTS								
Ed Belfour, Chicago	43	Don Beaupre, Washington	5							
Mike Vernon, Calgary	31	Andy Moog, Boston	4							
Tim Cheveldae, Detroit	30	Bob Essensa, Winnipeg	4							
Vincent Riendeau, St. Louis	29	Ed Belfour, Chicago	4							
TOM BARRASSO, PITTSBURGH	27									
Bill Ranford, Edmonton	27									

1990-91 PENGUIN SCORING STATISTICS

NAME	GP	G	A	PTS	+/-	PIM	PP	SH	GW	GT	S	PCTG
Mark Recchi	78	40	73	113	0	48	12	0	9	0	184	21.7
John Cullen #	65	31	63	94	0	83	10	0	2	1	171	18.1
Paul Coffey	76	24	69	93	-18	128	8	0	3	0	240	10.0
Ron Francis -Hft.	67	21	55	76	-2	51	10	1	6	0	149	14.1
-Pgh.	14	2	9	11	0	21	0	0	1	0	25	8.0
-Total	81	23	64	87	-2	72	10	1	7	0	174	13.2
Kevin Stevens	80	40	46	86	-1	133	18	0	6	2	253	15.8
Jaromir Jagr *	80	27	30	57	-4	42	7	0	4	0	136	19.9
Zarley Zalapski #	66	12	36	48	15	59	5	1	1	0	135	8.9
Mario Lemieux	26	19	26	45	8	30	6	1	2	0	89	21.3
Larry Murphy -Min.	31	4	11	15	-8	38	1	0	2	0	103	3.9
-Pgh.	44	5	23	28	2	30	2	0	0	0	85	5.9
-Total	75	9	34	43	-6	68	3	0	2	0	188	4.8
Bob Errey	79	20	22	42	11	115	0	1	2	0	131	15.3
Scott Young -Hft.	34	6	9	15	-9	8	3	1	2	0	94	6.4
-Pgh.	43	11	16	27	3	33	3	1	3	0	116	9.5
-Total	77	17	25	42	-6	41	6	2	5	0	210	8.1
Joe Mullen	47	17	22	39	9	6	8	0	2	0	85	20.0
Phil Bourque	78	20	14	34	7	106	1	4	0	0	122	16.4
Bryan Trottier	52	9	19	28	5	24	0	1	0	0	68	13.2
Ulf Samuelsson -Hft.	62	3	18	21	13	174	0	0	0	0	110	2.7
-Pgh.	14	1	4	5	4	37	0	0	0	0	15	6.7
-Total	76	4	22	26	17	211	0	0	0	0	125	3.2
Randy Gilhen	72	15	10	25	3	51	1	2	1	0	112	13.4
Jiri Hrdina -Cgy.	14	0	3	3	-4	4	0	0	0	0	8	.0
-Pgh.	37	6	14	20	-2	13	1	1	0	0	58	10.3
-Total	51	6	17	23	-6	17	1	1	0	0	66	9.1
Paul Stanton *	75	5	18	23	11	40	1	1	0	7	72	6.9
Tony Tanti #	46	6	12	18	1	44	3	0	0	0	74	8.1
Troy Loney	44	7	9	16	10	85	0	0	2	0	85	13.7
Gord Roberts -StL.	3	0	1	1	-1	8	0	0	0	0	2	.0
-Pgh.	61	3	12	15	18	70	0	0	0	0	22	13.6
-Total	64	3	13	16	17	78	0	0	0	0	24	12.5
Barry Pederson	46	6	8	14	2	21	1	0	1	0	26	23.1
Peter Taglianetti -Min.	16	0	1	1	0	14	0	0	0	0	15	.0
-Pgh.	39	3	8	11	16	93	0	0	0	0	25	12.0
-Total	55	3	9	12	16	107	0	0	0	0	40	7.5
Grant Jennings -Hft.	44	1	4	5	-13	82	0	0	0	0	28	3.6
-Pgh.	13	1	3	4	-2	26	0	0	0	0	8	12.5
-Total	57	2	7	9	-11	108	0	0	0	0	36	5.6
Jim Johnson #	24	0	5	5	-3	23	0	0	0	0	22	.0
Tom Barrasso	48	0	5	5	0	40	0	0	0	0	0	.0
Randy Hillier	31	2	2	4	-3	32	0	0	0	0	14	14.3
Chris Dahlquist #	22	1	2	3	0	30	0	0	0	0	15	6.7
Jamie Leach *	7	2	0	2	-1	0	0	0	0	0	8	25.0
Jay Caulfield	23	1	1	2	-2	71	0	0	1	0	5	20.0
Jeff Daniels *	11	0	2	2	0	2	0	0	0	0	6	.0
Ken Priestlay	2	0	1	1	0	0	0	0	0	0	2	.0
Wendell Young	18	0	1	1	0	0	0	0	0	0	0	.0
Frank Pietrangelo	25	0	1	1	0	24	0	0	0	0	0	.0
Jim Kyle #	1	0	0	0	0	2	0	0	0	0	0	.0
Jim Paek *	3	0	0	0	2	9	0	0	0	0	0	.0
Gord Dineen	9	0	0	0	-4	6	0	0	0	0	6	.0
Bench						8						
TOTALS	80	342	586	928		1641	89	12	41	3	2381	14.4

* NHL Rookie # Traded by Pittsburgh during the 1990-91 season.

1990-91 PENGUIN TEAM STATISTICS

	LEAGUE RANKING	PATRICK DIVISION RANKING
Wins	41	1st
Losses	33	9th (t)
Ties	6	20th (t)
Points	88	7th
Goals For	342	2nd
Goals Against	305	18th
Home Wins	25	6th
Road Wins	16	6th (t)
Power Play Percentage		
(Total)	22.9%	3rd
(Home)	23.8%	5th
(Road)	22.0%	2nd
Power Play Goals89	3rd
Penalty Killing Percentage		
(Total)	79.2%	16th
(Home)	81.3%	13th
(Road)	77.5%	16th
Power Play Goals Against73	13th (t)
Shorthanded Goals	12	8th
Shorthanded Goals Against	12	13th (t)
Penalty Minutes	1641	2nd

1990-91 INDIVIDUAL SCORING BREAKDOWN

NAME	WG	TG	FG	PPG	PPA	PPP	SHG	H	R	1H	2H	TOT
Phil Bourque	0	0	1	1	0	1	4*	8	12	12	8	20
Rob Brown	0	0	0	2	2	4	0	4	2	6	0	6
Jay Caufield	1	0	0	0	0	0	0	0	1	1	0	1
Paul Coffey	3	0	1	8	33*	41*	0	14	10	16	8	24
John Cullen	2	1	2	10	25	35	0	17	14	14	17	31
Chris Dahlquist	0	0	0	0	0	0	0	0	1	1	0	1
Bob Errey	2	0	2	0	0	0	1	11	9	9	11	20
Ron Francis	1	0	0	0	1	1	0	1	1	0	2	2
Randy Gilhen	1	0	3	1	0	1	2	9	6	12	3	15
Randy Hillier	0	0	0	0	0	0	0	1	1	0	2	2
Jiri Hrdina	0	0	1	1	4	5	1	5	1	1	5	6
Jaromir Jagr	4	0	3	7	6	13	0	12	15	10	17	27
Grant Jennings	0	0	0	0	0	0	0	1	0	0	1	1
Jamie Leach	0	0	0	0	0	0	0	2	0	0	2	2
Mario Lemieux	2	0	4	6	8	14	1	6	13	0	19	19
Troy Loney	2	0	1	0	0	0	0	6	1	0	7	7
Joe Mullen	2	0	0	8	6	14	0	6	11	16	1	1
Larry Murphy	0	0	2	2	12	14	0	3	2	1	4	5
Barry Pederson	1	0	2	1	0	1	0	2	4	5	1	6
Mark Recchi	9*	0	3	12	27	39	0	24*	16	19	21*	40*
Gord Roberts	0	0	1	0	0	0	0	2	1	1	2	3
Ulf Samuelsson	0	0	0	0	0	0	0	0	1	0	1	1
Paul Stanton	1	0	1	1	3	4	0	5	0	3	2	5
Kevin Stevens	6	2*	8*	18*	20	38	0	22	18*	21*	19	40*
Peter Taglianetti	0	0	0	0	0	0	0	0	3	1	2	3
Tony Tanti	0	0	0	3	3	6	0	4	2	5	1	6
Bryan Trottier	0	0	1	0	1	1	1	6	3	5	4	9
Scott Young	3	0	1	3	6	9	1	7	4	1	10	11
Wendell Young	0	0	0	0	1	1	0	0	0	0	0	0
Zarley Zalapski	1	0	0	5	13	18	1	6	6	9	3	12
TOTAL	41	3	37	89	270	259	12	184	158	169	173	342

KEY: WG - Game Winning Goals
 PPG - Power Play Goals
 SHG - Shorthanded Goals
 1H - 1st Half Goals

TG - Game Tying Goals
 PPA - Power Play Assists
 H - Home Goals
 2H - 2nd Half Goals

FG - First Goals
 PPP - Power Play Points
 R - Road Goals
 * - Team Leader

1990-91 GOALTENDING

NAME (HOME)	GP	MP	GF	GA	ENG	SO	AVG	W-L-T	SAVES	EFF
Wendell Young	6	272	22	14	0	0	3.09	3-1-0	134	.905
Tom Barrasso	27	1583	126	84	2	1	3.18	17-8-2	795	.904
Frank Pietrangelo	10	561	36	32	0	0	3.42	5-3-1	248	.886
HOME TOTAL	40	2424	184	132		1	3.27	25-12-3	1177	.899
NAME (AWAY)	GP	MP	GF	GA	ENG	SO	AVG	W-L-T	SAVES	EFF
Tom Barrasso	21	1166	85	81	0	0	4.17	10-8-1	619	.884
Frank Pietrangelo	15	759	47	54	0	0	4.27	5-8-0	380	.876
Wendell Young	12	511	26	38	0	0	4.46	1-5-2	242	.864
AWAY TOTAL	40	2419	158	173		0	4.29	16-21-3	1241	.878
NAME (TOTAL)	GP	MP	GF	GA	ENG	SO	AVG	W-L-T	SAVES	EFF
Tom Barrasso	48	2754	211	165	2	1	3.59	17-16-3	1414	.896
Frank Pietrangelo	25	1311	83	86	0	0	3.94	10-11-1	628	.880
Wendell Young	18	773	48	52	0	0	4.04	4-6-2	376	.879
TOTAL	80	4843	342	305		1	3.78	41-33-6	2418	.888

1990-91 PENGUIN MULTIPLE POINT GAMES

PLAYER	2G	3G	4G	2A	3A	4A	2PT	3PT	4PT	5PT	6PT	TOT
Recchi	5	0	0	13	5	1*	23	9	3	1	0	36
Coffey	1	0	0	13	3	1	20	7	1	0	0	28
Cullen	1	1	0	9	4	2*	17	6	4	1	0	28
Stevens	5	1	0	4	2	1	17	5	0	0	1	23
Lemieux	1	1	0	3	2	1	7	5	2	0	0	14
Zalapski	1	0	0	7	0	0	11	1	1	0	0	12
Jagr	4	1	0	3	0	0	10	2	0	0	0	12
Mullen	2	0	0	3	0	0	8	1	0	0	0	9
Errey	0	0	0	2	0	0	9	0	0	0	0	9
Bourque	2	1	0	0	0	0	6	1	0	0	0	7
Trottier	2	0	0	1	1	0	4	2	0	0	0	6
Stanton	1	0	0	1	2	0	2	2	0	0	0	4
S. Young	1	0	0	4	0	0	4	0	0	0	0	4
Hrdina	1	0	0	1	1	0	1	2	0	0	0	3
Murphy	0	0	0	3	0	0	3	0	0	0	0	3
Gilhen	1	0	0	2	0	0	2	1	0	0	0	3
Francis	0	0	0	1	0	0	2	0	0	0	0	2
Loney	0	0	0	1	0	0	2	0	0	0	0	2
Brown	0	0	0	1	0	0	1	1	0	0	0	2
Tanti	0	0	0	0	0	0	2	0	0	0	0	2
Jennings	0	0	0	1	0	0	1	0	0	0	0	1
Pederson	0	0	0	1	0	0	1	0	0	0	0	1
Roberts	0	0	0	0	0	0	1	0	0	0	0	1
Samuelsson	0	0	0	1	0	0	1	0	0	0	0	1
Taglianetti	1	0	0	0	0	0	1	0	0	0	0	1
Johnson	0	0	0	1	0	0	1	0	0	0	0	1

* Includes one five assist game

PITTSBURGH ACTIVE ALL-TIME MULTIPLE POINT GAMES

ACTIVE PLAYERS	2G	3G	4G	2A	3A	4A	2PT	3PT	4PT	5PT	6PT	TOT
Lemieux	56	19	7*	96	36	16**	113	77	35	23	7#	255
Coffey	10	1	0	48	15	10	59	32	12	3	0	106
Recchi	8	0	0	19	5	1##	36	13	3	1	0	53
Errey	9	0	0	9	1	0	37	5	0	0	0	42
Stevens	9	3	1	8	4	1	26	13	1	0	1	41
Bourque	8	1	0	7	1	0	24	3	0	0	0	27
Loney	4	0	0	6	0	0	16	3	0	0	0	19
Jagr	4	1	0	3	0	0	10	2	0	0	0	12
Mullen	2	0	0	3	0	0	8	1	0	0	0	9
Trottier	2	0	0	1	1	0	4	2	0	0	0	6
Stanton	1	0	0	1	2	0	2	2	0	0	0	4
S. Young	1	0	0	0	0	0	4	0	0	0	0	4
Hrdina	1	0	0	1	1	0	1	2	0	0	0	3
Murphy	0	0	0	3	0	0	3	0	0	0	0	3
Francis	0	0	0	1	0	0	2	0	0	0	0	2
Taglianetti	1	0	0	0	0	0	1	0	0	0	0	1
Barrasso	0	0	0	1	0	0	1	0	0	0	0	1
Jennings	0	0	0	1	0	0	1	0	0	0	0	1
Samuelsson	0	0	0	1	0	0	1	0	0	0	0	1
W. Young	0	0	0	1	0	0	1	0	0	0	0	1
Delorme	0	0	0	0	0	0	1	0	0	0	0	1
Roberts	0	0	0	0	0	0	1	0	0	0	0	1

KEY:

* Includes one five goal game

** Includes two five and one six assist games

Includes one seven and two eight point games

Includes one five assist game

1990-91 PITTSBURGH PENGUINS

NO.	DAY	DATE	TEAM	SCORE	W-L-T	RECORD	GF-GA	GOALIE
1.	Fri.	Oct. 5	@ Washington	7-4	W	1-0-0	7-4	Barrasso
2.	Sun.	Oct. 7	NEW JERSEY	7-4	W	2-0-0	14-8	Barrasso
3.	Tue.	Oct. 9	@ St. Louis	3-4	L	2-1-0	17-12	Pietrangolo
4.	Thu.	Oct. 11	@ Chicago	1-4	L	2-2-0	18-16	Pietrangolo
5.	Sat.	Oct. 13	@ NY Islanders	6-4	W	3-2-0	24-20	Pietrangolo
6.	Tue.	Oct. 16	PHILADELPHIA	1-5	L	3-3-0	25-25	Barrasso
7.	Fri.	Oct. 19	@ Buffalo	4-4 *	T	3-3-1	29-29	Young
8.	Sat.	Oct. 20	NY RANGERS	3-4	L	3-4-1	32-33	Barrasso
9.	Tue.	Oct. 23	MONTREAL	4-5	L	3-5-1	36-38	Barrasso
10.	Thu.	Oct. 25	QUEBEC	6-3	W	4-5-1	42-41	Pietrangolo
11.	Sat.	Oct. 27	@ New Jersey	5-7	L	4-6-1	47-48	Pietrangolo
12.	Snun	Oct. 28	NY ISLANDERS	8-3	W	5-6-1	55-51	Barr./YOUNG
13.	Tue.	Oct. 30	@ Philadelphia	6-2	W	6-6-1	61-53	Pietrangolo
14.	Sat.	Nov. 3	NY RANGERS	3-1	W	7-6-1	64-54	Pietrangolo
15.	Tue.	Nov. 6	CALGARY	6-5	W	8-6-1	70-59	Piet./BARR.
16.	Thu.	Nov. 8	ST. LOUIS	2-3	L	8-7-1	72-62	Barrasso
17.	Sat.	Nov. 10	@ Boston	3-3 *	T	8-7-2	75-65	Barrasso
18.	Tue.	Nov. 13	@ Minnesota	4-1	W	9-7-2	79-66	Pietrangolo
19.	Wed.	Nov. 14	@ Winnipeg	6-4	W	10-7-2	85-70	Barrasso
20.	Sat.	Nov. 17	@ Los Angeles	1-2	L	10-8-2	86-72	Pietrangolo
21.	Wed.	Nov. 21	PHILADELPHIA	4-5	L	10-9-2	90-77	Barrasso
22.	Fri.	Nov. 23	@ Washington	3-7	L	10-10-2	93-84	PIET./Young
23.	Sat.	Nov. 24	WASHINGTON	3-2 *	W	11-10-2	96-86	Pietrangolo
24.	Tue.	Nov. 27	EDMONTON	3-7	L	11-11-2	99-83	Barrasso
25.	Thu.	Nov. 29	HARTFORD	4-6	L	11-12-2	103-99	Barrasso
26.	Sat.	Dec. 1	@ Minnesota	3-6	L	11-13-2	106-105	Pietrangolo
27.	Mon.	Dec. 3	@ NY Rangers	9-4	W	12-13-2	115-109	Barrasso
28.	Wed.	Dec. 5	WASHINGTON	1-3	L	12-14-2	116-112	Young
29.	Fri.	Dec. 7	VANCOUVER	2-2 *	T	12-14-3	118-114	Pietrangolo
30.	Sat.	Dec. 8	@ Hartford	1-3	L	12-15-3	119-117	Young
31.	Tue.	Dec. 11	CHICAGO	1-4	L	12-16-3	120-121	PIET./Young
32.	Thu.	Dec. 13	NEW JERSEY	9-5	W	13-16-3	129-126	Young
33.	Fri.	Dec. 14	@ Buffalo	4-3	W	14-16-3	133-129	Pietrangolo
34.	Sun.	Dec. 16	DETROIT	4-1	W	15-16-3	137-130	Barrasso
35.	Tue.	Dec. 18	WINNIPEG	9-2	W	16-16-3	146-132	Barrasso
36.	Thu.	Dec. 20	MINNESOTA	4-3	W	17-16-3	150-135	Pietrangolo
37.	Sat.	Dec. 22	@ NY Islanders	4-3	W	18-16-3	154-138	Barrasso
38.	Sun.	Dec. 23	NY ISLANDERS	3-4 *	L	18-17-3	157-142	Pietrangolo
39.	Wed.	Dec. 26	@ Washington	7-3	W	19-17-3	164-145	Barrasso
40.	Fri.	Dec. 28	DETROIT	5-0	W	20-17-3	169-145	Barrasso
41.	Sun.	Dec. 29	@ Toronto	3-6	L	20-18-3	172-151	Pietrangolo
42.	Mon.	Dec. 31	ST. LOUIS	4-3	L	21-18-3	176-154	Barrasso
43.	Wed.	Jan. 3	NY RANGERS	5-7	L	21-19-3	181-161	BARR./Young
44.	Sat.	Jan. 5	NEW JERSEY	5-2	W	22-19-3	186-163	Barrasso
45.	Sun.	Jan. 6	@ Montreal	3-6	L	22-20-3	189-169	PIET./Young
46.	Tue.	Jan. 8	EDMONTON	6-1	W	23-20-3	195-170	Barrasso
47.	Thu.	Jan. 10	CALGARY	5-1	W	24-20-3	200-171	Barrasso
48.	Tue.	Jan. 15	@ Philadelphia	4-5	L	24-21-3	204-176	Barrasso
49.	Thu.	Jan. 17	@ Toronto	6-5 *	W	25-21-3	210-181	Barrasso
50.	Tue.	Jan. 22	NEW JERSEY	5-3	W	26-21-3	215-184	Barrasso
51.	Sat.	Jan. 26	@ Quebec	6-5	W	27-21-3	221-189	Young
52.	Tue.	Jan. 29	WASHINGTON	3-2 *	W	28-21-3	224-191	Young
53.	Thu.	Jan. 31	@ Philadelphia	2-4	L	28-22-3	226-195	Young
54.	Sat.	Feb. 2	BOSTON	6-2	W	29-22-3	232-197	Young
55.	Sun.	Feb. 3	@ Boston	3-6	L	29-23-3	235-203	Piet./YOUNG
56.	Fri.	Feb. 8	@ Winnipeg	2-6	L	29-24-3	237-209	BARR./Young
57.	Mon.	Feb. 11	@ Edmonton	5-7	L	29-25-3	242-216	Barrasso
58.	Thu.	Feb. 14	NY ISLANDERS	5-2	W	30-25-3	247-218	Barrasso
59.	Sat.	Feb. 16	@ NY Islanders	3-4	L	30-26-3	250-222	Barrasso
60.	Tue.	Feb. 19	BUFFALO	6-3	W	31-26-3	256-225	Barrasso
61.	Thu.	Feb. 21	TORONTO	11-4	W	32-26-3	267-229	Barrasso
62.	Fri.	Feb. 22	@ New Jersey	2-5	L	32-27-3	269-234	BARR./Young
63.	Sun.	Feb. 24	@ Washington	5-5	T	32-27-4	274-239	Barr./YOUNG
64.	Tue.	Feb. 26	@ Los Angeles	2-8	L	32-28-4	276-247	YOUNG/Piet.
65.	Wed.	Feb. 27	@ Vancouver	3-4	L	32-29-4	279-251	Pietrangolo
66.	Fri.	Mar. 1	@ Calgary	2-6	L	32-30-4	281-257	Barrasso
67.	Tue.	Mar. 5	VANCOUVER	4-1	W	33-30-4	285-258	Barrasso
68.	Thu.	Mar. 7	LOS ANGELES	3-2	W	34-30-4	288-260	Barrasso
69.	Sat.	Mar. 9	@ Hartford	5-2	W	35-30-4	293-262	Barrasso
70.	Sun.	Mar. 10	@ NY Islanders	4-3	T	36-30-4	297-265	Barrasso
71.	Tue.	Mar. 12	MONTREAL	4-4 *	T	36-30-5	301-269	Barrasso
72.	Sat.	Mar. 16	QUEBEC	6-3	W	37-30-5	307-272	Barrasso
73.	Sun.	Mar. 17	@ NY Rangers	4-2	W	38-30-5	311-274	Barrasso
74.	Tue.	Mar. 19	@ New Jersey	4-5	L	38-31-5	315-279	Barrasso
75.	Thu.	Mar. 21	NY RANGERS	5-4 *	W	39-31-5	320-283	Barrasso
76.	Sat.	Mar. 23	CHICAGO	5-7	L	39-32-5	325-290	Barrasso
77.	Tue.	Mar. 26	@ Philadelphia	3-1	W	40-32-5	328-291	Barrasso
78.	Wed.	Mar. 27	@ Detroit	7-4	W	41-32-5	335-295	Pietrangolo
79.	Sat.	Mar. 30	PHILADELPHIA	4-4 *	T	41-32-6	339-299	Barrasso
80.	Sun.	Mar. 31	@ NY Rangers	3-6	L	41-33-6	342-305	Pietrangolo

Key: * = Overtime game

Goaltender in CAPS = Goaltending of Record

1990-91 GAME-BY-GAME HOME RESULTS

NO.	DAY	DATE	TEAM	W-L-T	SCORE	RECORD	GF-GA
1	Sun.	Oct. 7	NEW JERSEY	W	7-4	1-0-0	7-4
2	Tue.	Oct. 16	PHILADELPHIA	L	1-5	1-1-0	8-9
3	Sat.	Oct. 20	NY RANGERS	L	3-4	1-2-0	11-13
4	Tue.	Oct. 23	MONTREAL	L	4-5	1-3-0	15-18
5	Thu.	Oct. 25	QUEBEC	W	6-3	2-3-0	21-21
6	Sun.	Oct. 28	NY ISLANDERS	W	8-3	3-3-0	29-24
7	Sat.	Nov. 3	NY RANGERS	W	3-1	4-3-0	32-25
8	Tue.	Nov. 6	CALGARY	W	6-5	5-3-0	38-30
9	Thu.	Nov. 8	ST. LOUIS	L	2-3	5-4-0	40-33
10	Wed.	Nov. 21	PHILADELPHIA	L	4-5	5-5-0	44-38
11	Sat.	Nov. 24	WASHINGTON	W	3-2*	6-5-0	47-40
12	Tue.	Nov. 27	EDMONTON	L	3-7	6-6-0	50-47
13	Thu.	Nov. 29	HARTFORD	L	4-6	6-7-0	54-53
14	Wed.	Dec. 5	WASHINGTON	L	1-3	6-8-0	55-56
15	Fri.	Dec. 7	VANCOUVER	T	2-2*	6-8-1	57-58
16	Tue.	Dec. 11	CHICAGO	L	1-4	6-9-1	58-62
17	Thu.	Dec. 13	NEW JERSEY	W	9-5	7-9-1	67-67
18	Sun.	Dec. 16	DETROIT	W	4-1	8-9-1	71-68
19	Tue.	Dec. 18	WINNIPEG	W	9-2	9-9-1	80-70
20	Thu.	Dec. 20	MINNESOTA	W	4-3	10-9-1	84-73
21	Sun.	Dec. 23	NY ISLANDERS	L	3-4*	10-10-1	87-77
22	Fri.	Dec. 28	DETROIT	W	5-0	11-10-1	92-77
23	Mon.	Dec. 31	ST. LOUIS	W	4-3	12-10-1	96-80
24	Thu.	Jan. 3	NY RANGERS	L	5-7	12-11-1	101-87
25	Sat.	Jan. 5	NEW JERSEY	W	5-2	13-11-1	106-89
26	Tue.	Jan. 8	EDMONTON	W	6-1	14-11-1	112-90
27	Thu.	Jan. 10	CALGARY	W	5-1	15-11-1	117-91
28	Tue.	Jan. 22	NEW JERSEY	W	5-3	16-11-1	122-94
29	Tue.	Jan. 29	WASHINGTON	W	3-2*	17-11-1	125-96
30	Sat.	Feb. 2	BOSTON	W	6-2	18-11-1	131-98
31	Thu.	Feb. 14	NY ISLANDERS	W	5-2	19-11-1	136-100
32	Tue.	Feb. 19	BUFFALO	W	6-3	20-11-1	142-103
33	Thu.	Feb. 21	TORONTO	W	11-4	21-11-1	153-107
34	Tue.	Mar. 5	VANCOUVER	W	4-1	22-11-1	157-108
35	Thu.	Mar. 7	LOS ANGELES	W	3-2	23-11-1	160-110
36	Tue.	Mar. 12	MONTREAL	T	4-4*	23-11-2	164-114
37	Sat.	Mar. 16	QUEBEC	W	6-3	24-11-2	170-117
38	Thu.	Mar. 21	NY RANGERS	W	5-4*	25-11-2	175-121
39	Sat.	Mar. 23	CHICAGO	L	5-7	25-12-2	180-128
40	Sat.	Mar. 30	PHILADELPHIA	T	4-4*	25-12-2	184-132

1990-91 GAME-BY-GAME ROAD RESULTS

1	Fri.	Oct. 5	@ Washington	W	7-4	1-0-0	7-4
2	Tue.	Oct. 9	@ St. Louis	L	3-4	1-1-0	10-8
3	Thu.	Oct. 11	@ Chicago	L	1-4	1-2-0	11-12
4	Sat.	Oct. 13	@ NY Islanders	W	6-4	2-2-1	17-16
5	Fri.	Oct. 19	@ Buffalo	T	4-4*	2-2-1	21-20
6	Sat.	Oct. 27	@ New Jersey	L	5-7	2-3-1	26-27
7	Tue.	Oct. 30	@ Philadelphia	W	6-2	3-3-1	32-29
8	Sat.	Nov. 10	@ Boston	T	3-3*	3-3-2	35-32
9	Tue.	Nov. 13	@ Minnesota	W	4-1	4-3-2	39-33
10	Wed.	Nov. 14	@ Winnipeg	W	6-4	5-3-2	45-37
11	Sat.	Nov. 17	@ Los Angeles	L	1-2*	5-4-2	46-39
12	Fri.	Nov. 23	@ Washington	L	3-7	5-5-2	49-46
13	Sat.	Dec. 1	@ Minnesota	L	3-6	5-6-2	52-52
14	Mon.	Dec. 3	@ NY Rangers	W	9-4	6-6-2	61-56
15	Sat.	Dec. 8	@ Hartford	L	1-3	6-7-2	62-59
16	Fri.	Dec. 14	@ Buffalo	W	4-3	7-7-2	66-62
17	Sat.	Dec. 22	@ NY Islanders	W	4-3	8-7-2	70-65
18	Wed.	Dec. 26	@ Washington	W	7-3	9-7-2	77-68
19	Sat.	Dec. 29	@ Toronto	L	3-6	9-8-2	80-74
20	Sun.	Jan. 6	@ Montreal	L	3-6	9-9-2	83-80
21	Tue.	Jan. 15	@ Philadelphia	L	4-5	9-10-2	87-85
22	Thu.	Jan. 17	@ Toronto	W	6-5	10-10-2	93-90
23	Sat.	Jan. 26	@ Quebec	W	6-5	11-10-2	99-95
24	Thu.	Jan. 31	@ Philadelphia	L	2-4	11-11-2	101-99
25	Sun.	Feb. 3	@ Boston	L	3-6	11-12-2	104-105
26	Fri.	Feb. 8	@ Winnipeg	L	2-6	11-13-2	106-111
27	Mon.	Feb. 11	@ Edmonton	L	5-7	11-14-2	111-118
28	Sat.	Feb. 16	@ NY Islanders	L	3-4	11-15-2	114-122
29	Fri.	Feb. 22	@ New Jersey	L	2-5	11-16-2	116-127
30	Sun.	Feb. 24	@ Washington	T	5-5*	11-16-3	121-132
31	Tue.	Feb. 26	@ Los Angeles	L	2-8	11-17-3	123-140
32	Wed.	Feb. 27	@ Vancouver	L	3-4	11-18-3	126-144
33	Fri.	Mar. 1	@ Calgary	L	2-6	11-19-3	128-150
34	Sat.	Mar. 9	@ Hartford	W	5-2	12-19-3	133-152
35	Sun.	Mar. 10	@ NY Islanders	W	4-3	13-19-3	137-155
36	Sun.	Mar. 17	@ NY Rangers	W	4-2	14-19-3	141-157
37	Tue.	Mar. 19	@ New Jersey	L	4-5	14-20-3	145-162
38	Tue.	Mar. 26	@ Philadelphia	W	3-1	15-20-3	148-163
39	Wed.	Mar. 27	@ Detroit	W	7-4	16-20-3	155-167
40	Sun.	Mar. 31	@ NY Rangers	L	3-6	16-21-3	158-173

* = overtime games

1990-91 PATRICK DIVISION DAILY STANDINGS

Legend: F - Flyers, C - Capitals, I - Islanders, R - Rangers, D - Devils,
P - Penguins. Standings reflect points after games of date played.

OCT. 1ST	2ND	3RD	4TH	5TH	6TH	DEC. 1ST	2ND	3RD	4TH	5TH	6TH		
4	D 1	P 0	C 0	R 0	I 0	F 0	1	R 39	F 36	D 31	C 30	P 24	120
5	P 2	D 1	R 0	I 0	F 0	C 0	2	R 39	F 36	D 31	C 30	P 24	120
6	D 3	P 2	C 2	F 0	I 0	R 0	3	R 39	F 36	D 32	C 30	P 26	120
7	R 4	D 3	C 2	F 2	I 2	R 0	4	R 39	F 36	D 32	C 30	P 26	120
8	P 4	D 3	I 2	R 2	F 2	C 2	5	R 39	F 36	D 34	C 32	P 26	120
9	D 5	P 4	C 2	F 2	I 2	R 2	6	R 39	F 36	D 34	C 32	P 26	120
10	D 5	P 4	R 4	F 2	I 2	C 2	7	R 39	F 36	D 34	C 34	P 27	120
11	D 5	F 4	R 4	P 4	I 2	C 2	8	R 39	D 36	F 36	C 34	P 27	120
12	R 6	D 5	F 4	P 4	C 4	I 2	9	R 39	F 38	D 36	C 34	P 27	120
13	R 8	D 7	F 6	P 6	C 4	I 2	10	R 39	F 38	D 36	C 34	P 27	120
14	R 8	D 7	F 6	P 6	C 4	I 2	11	R 41	F 38	D 36	C 36	P 27	122
15	R 8	D 7	F 6	P 6	C 4	I 2	12	R 41	F 38	D 36	C 36	P 27	122
16	F 8	R 8	D 7	P 6	I 4	C 4	13	R 41	F 39	C 36	D 36	P 29	123
17	R 10	D 9	F 8	P 6	I 4	C 4	14	R 43	F 39	C 36	D 36	P 31	123
18	F 10	R 10	D 9	P 6	I 4	C 4	15	R 43	F 39	D 37	C 36	P 31	125
19	D 11	F 10	R 10	P 7	C 6	I 4	16	R 43	F 41	D 37	C 36	P 33	125
20	F 12	R 12	D 11	C 8	P 7	I 4	17	R 45	F 41	D 37	C 36	P 33	125
21	F 12	R 12	D 11	C 8	P 7	I 4	18	R 45	F 41	D 39	C 36	P 35	126
22	R 14	F 12	D 11	C 8	P 7	I 4	19	R 45	F 41	D 39	C 36	P 35	126
23	R 14	D 13	F 12	C 10	P 7	I 4	20	R 45	F 42	D 40	P 37	C 37	128
24	R 14	D 13	F 12	C 10	P 7	I 4	21	R 45	F 42	D 40	P 37	C 37	128
25	R 16	D 15	F 12	C 10	P 9	I 4	22	R 45	D 42	F 42	P 39	C 37	128
26	R 16	D 15	F 12	C 10	P 9	I 4	23	R 45	D 44	F 43	P 39	C 37	130
27	R 18	D 17	F 12	C 10	P 9	I 6	26	R 46	D 44	F 43	P 41	C 37	130
28	R 18	D 17	F 12	C 12	P 11	I 6	27	R 46	D 45	F 45	P 41	C 37	131
29	R 20	D 17	F 12	C 12	P 11	I 6	28	R 48	D 45	F 45	P 43	C 37	131
30	R 20	D 17	C 14	P 13	F 12	I 6	29	R 48	F 47	D 46	P 43	C 37	131
31	R 22	D 17	C 14	P 13	F 12	I 6	30	R 49	D 47	F 47	P 43	C 37	131
							31	R 49	D 47	F 47	P 45	C 37	133

NOV. 1ST 2ND 3RD 4TH 5TH 6TH

1	R 22	D 17	F 14	C 14	P 13	I 6
2	R 22	D 17	C 16	F 14	P 13	I 8
3	R 22	D 19	C 18	P 15	F 14	I 8
4	R 22	D 19	C 18	F 16	P 15	I 8
5	R 22	D 19	C 18	F 16	P 15	I 8
6	R 22	C 20	D 19	F 18	P 17	I 10
7	R 24	C 20	D 19	F 18	P 17	I 12
8	R 24	C 20	D 19	F 18	P 17	I 12
9	R 26	C 20	D 19	F 18	P 17	I 12
10	R 26	F 20	C 20	D 19	P 18	I 14
11	R 27	F 22	C 20	D 19	P 18	I 14
12	R 27	F 22	C 20	D 19	P 18	I 14
13	R 28	F 23	D 21	P 20	C 20	I 14
14	R 28	F 23	P 22	D 21	C 20	I 14
15	R 30	F 25	P 22	D 21	C 20	I 16
16	R 32	F 25	P 22	D 21	C 20	I 16
17	R 32	F 25	D 23	P 22	C 20	I 16
18	R 32	D 25	F 25	P 22	C 20	I 16
19	R 33	D 25	F 25	P 22	C 22	I 16
20	R 33	F 25	D 25	P 22	C 22	I 16
21	R 34	F 27	D 25	C 24	P 22	I 16
22	R 34	F 27	D 25	C 24	P 22	I 18
23	R 34	F 29	C 26	D 25	P 22	I 18
24	R 35	F 29	D 27	C 26	P 22	I 19
25	R 35	F 31	D 27	C 26	P 24	I 19
26	R 37	F 31	D 27	C 26	P 24	I 19
27	R 37	F 33	D 27	C 26	P 24	I 19
28	R 37	F 34	D 28	C 28	P 24	I 19
29	R 37	F 34	D 28	C 28	P 24	I 19
30	R 37	F 36	D 29	C 28	P 24	I 20

JAN. 1ST 2ND 3RD 4TH 5TH 6TH

1	R 49	D 47	F 47	P 45	C 39	I 33
2	R 51	D 47	F 47	P 45	C 39	I 33
3	R 53	D 47	F 47	P 45	C 39	I 33
4	R 53	F 48	D 47	P 45	C 40	I 33
5	R 55	F 48	P 47	D 47	C 42	I 35
6	R 55	F 48	D 47	P 47	C 42	I 35
7	R 57	F 48	D 47	P 47	C 42	I 35
8	R 57	P 49	F 48	D 47	C 42	I 35
9	R 57	P 49	F 48	D 47	C 42	I 35
10	R 57	P 51	F 48	D 47	C 42	I 35
11	R 57	P 51	F 48	D 47	C 44	I 35
12	R 57	P 51	F 50	D 47	C 44	I 36
13	R 59	P 51	F 50	D 47	C 44	I 38
14	R 59	P 51	F 50	D 47	C 47	I 38
15	R 60	F 52	P 51	D 47	C 44	I 38
16	R 60	F 52	P 51	D 48	C 44	I 38
17	R 60	F 54	P 53	D 48	C 44	I 38
21	R 60	F 54	P 53	D 48	C 44	I 38
22	R 60	F 56	P 56	D 48	C 46	I 40
23	R 60	F 56	P 55	D 48	C 46	I 40
24	R 60	F 58	P 55	D 50	C 46	I 40
25	R 62	F 58	P 55	D 50	C 47	I 40
26	R 62	F 58	P 57	D 50	C 47	I 40
27	R 62	F 58	P 57	D 50	C 49	I 40
28	R 62	F 58	P 57	D 52	C 49	I 40
29	R 62	P 59	F 58	D 52	C 49	I 42
30	R 62	P 59	F 58	D 54	C 49	I 42
31	R 63	F 60	P 59	D 54	C 51	I 42

PATRICK DIVISION DAILY STANDINGS 1990-91

Legend: F - Flyers, C - Capitals, I - Islanders, R - Rangers, D - Devils,
P - Penguins. Standing reflect points after games of date played.

FEB. 1ST	2ND	3RD	4TH	5TH	6TH	MAR. 1ST	2ND	3RD	4TH	5TH	6TH		
1	R 63	F 60	P 59	D 54	C 51	142	1	R 76	F 70	P 68	D 67	C 61	151
2	R 63	P 61	F 60	D 54	C 51	143	2	R 78	F 71	P 68	D 67	C 63	151
3	R 63	P 61	F 60	D 54	C 51	144	3	R 78	F 71	P 68	D 67	C 63	151
4	R 63	P 61	F 60	D 54	C 51	144	4	R 80	F 71	P 68	D 67	C 63	151
5	R 63	P 61	F 60	D 56	C 53	144	5	R 80	F 71	P 70	D 67	C 64	153
6	R 65	P 61	F 60	D 56	C 53	144	6	R 80	F 71	P 70	D 68	C 64	153
7	R 65	P 61	F 60	D 56	C 53	144	7	R 80	P 72	F 71	D 68	C 64	153
8	R 67	P 61	F 60	D 56	C 55	144	8	R 80	P 72	F 71	D 68	C 66	153
9	R 67	P 61	F 60	D 56	C 55	144	9	R 80	P 74	F 71	D 68	C 66	155
10	R 67	P 61	F 60	D 58	C 57	144	10	R 80	P 76	F 71	C 68	D 68	155
11	R 67	P 61	F 60	D 58	C 57	144	11	R 80	P 76	F 71	C 68	D 68	155
12	R 67	P 61	F 60	D 58	C 57	146	12	R 80	P 77	F 71	C 68	D 68	155
13	R 69	F 62	P 61	D 58	C 57	146	13	R 80	P 77	F 73	D 70	C 70	155
14	R 69	P 63	F 62	D 59	C 57	146	14	R 80	P 77	F 73	C 70	D 70	155
15	R 71	P 63	F 62	D 59	C 57	146	15	R 80	P 77	F 73	D 72	C 70	155
16	R 71	P 63	F 62	D 61	C 57	148	16	R 80	P 79	F 73	C 72	D 72	156
17	R 71	P 63	F 62	D 61	C 57	148	17	P 81	R 80	F 73	C 72	D 72	156
18	R 71	F 64	P 63	D 61	C 57	150	18	P 81	R 80	F 73	C 72	D 72	156
19	R 71	P 65	F 64	D 61	C 57	150	19	P 81	R 80	D 74	F 73	C 72	156
20	R 71	P 65	F 64	D 61	C 57	150	20	P 81	R 80	D 74	F 73	C 72	156
21	R 72	P 67	F 65	D 61	C 57	150	21	P 83	R 80	D 75	C 74	F 73	156
22	R 72	P 67	F 65	D 63	C 59	150	22	P 83	R 80	C 76	D 75	F 73	156
23	R 72	P 67	F 67	D 63	C 59	150	23	P 83	R 80	C 76	D 76	F 75	156
24	R 74	F 69	P 68	D 63	C 60	150	24	P 83	R 82	C 77	D 76	F 75	156
25	R 74	F 69	P 68	D 65	C 60	150	25	P 83	R 82	C 77	D 76	F 75	156
26	R 74	F 70	P 68	D 65	C 60	151	26	P 85	R 83	C 77	D 77	F 75	156
27	R 75	F 70	P 68	D 65	C 61	151	27	P 87	R 83	C 79	D 77	F 75	156
28	R 76	F 70	P 68	D 65	C 61	151	28	P 87	R 83	C 79	D 77	F 75	156
							29	P 87	R 83	C 79	D 77	F 75	156
							30	P 88	R 83	C 81	D 77	F 76	158
							31	P 88	R 85	C 81	D 77	F 76	160

DAYS IN EACH PLACE IN THE STANDINGS IN 1990-91

TEAM	FIRST	SECOND	THIRD	FOURTH	FIFTH	SIXTH
PITTSBURGH	18	43	30	33	50	0
New York Rangers	146	19	4	2	0	3
Washington	0	4	26	45	92	7
New Jersey	6	35	46	80	7	0
Philadelphia	4	73	67	13	16	1
New York Islanders	0	0	1	1	9	163

PITTSBURGH VS BOSTON

1990-91	GP	W	L	T	PTS	GF	GA	PPG	SHG	PEN	PIM
PITTSBURGH	3	1	1	1	3	12	11	5-15	0	12	51
BOSTON	3	1	1	1	3	11	12	4-10	0	22	50

AT PITTSBURGH (1-0-0)

Nov. 10 Pittsburgh 3 (Barrasso) at Boston 3 (MOOG)
 Feb. 2 Boston 2 (Foster) at **PITTSBURGH 6 (YOUNG)**
 Feb. 3 Pittsburgh 3 (Young) at **BOSTON 6 (FOSTER)**

AT BOSTON (0-1-1)

WG - Jagr
 WG - Neely

Young replaced Pietrangelo at 26:56 on Feb. 3rd

GOALS & SHOTS BY PERIODS:	1ST	2ND	3RD	OVT	TOTAL
PITTSBURGH	1-37	5-21	6-32	0-1	12-91
BOSTON	3-31	3-44	5-37	0-6	11-118

PITTSBURGH	GP	G	A	PTS	PIM	SOG	+/-	BOSTON	GP	G	A	PTS	PIM	SOG	+/-
Jagr	3	3	2	5	6	11	+1	Hodge	3	1	3	4	0	4	+4
Cullen	3	2	2	4	0	4	-1	Bourque	3	0	3	3	2	12	+1
Recchi	3	2	2	4	4	6	-1	Janney	3	0	3	3	0	6	-4
Stevens	3	2	1	3	9	11	-3	Barahona	1	2	2	2	0	5	+2
Hrdina	2	0	2	2	0	3	+2	Carpenter	1	2	0	2	0	4	+3
Zalapski	3	0	2	2	2	7	E	Pederson	3	0	2	2	13	3	+2
Hillier	2	1	0	1	6	3	-1	Christian	3	1	0	1	2	9	-2
Tanti	3	1	0	1	0	9	+3	Wesley	3	1	0	1	4	10	-2
Murphy	2	0	1	1	0	3	-2	Brickley	2	0	1	1	0	1	+2
Pederson	2	0	1	1	0	0	+1	Douris	2	0	1	1	0	0	+1
W. Young	2	0	1	1	0	0	-	Lazaro	2	0	1	1	2	0	+2
Barrasso	1	0	0	0	0	0	-	Skriko	2	0	1	1	0	10	-3
Brown	1	0	0	0	0	1	E	B. Sweeney	3	0	1	1	2	6	-2
Caufield	1	0	0	0	0	0	E	Byce	1	0	0	0	0	0	E
Johnson	1	0	0	0	0	1	E	Byers	1	0	0	0	2	0	E
Lemieux	1	0	0	0	0	1	E	Carter	1	0	0	0	2	3	E
Mullen	1	0	0	0	0	1	E	Moog	1	0	0	0	0	0	-
Pietrangelo	1	0	0	0	0	0	-	Nilan	1	0	0	0	0	0	-2
Loney	2	0	0	0	0	0	E	Poulin	1	0	0	0	4	0	E
Roberts	2	0	0	0	0	0	E	Ruzicka	1	0	0	0	2	2	E
Taglianetti	2	0	0	0	0	1	E	Foster	2	0	0	0	0	0	-
S. Young	2	0	0	0	0	5	-2	Quintal	2	0	0	0	0	2	+1
Bourque	3	0	0	0	2	1	+2	D. Sweeney	2	0	0	0	2	3	-2
Errey	3	0	0	0	20	5	E	Townshend	2	0	0	0	0	4	E
Gilhen	3	0	0	0	2	6	-2	Wierner	2	0	0	0	5	1	E
Stanton	3	0	0	0	0	2	-1	Burrige	3	0	0	0	0	13	-4
								Galley	3	0	0	0	4	4	E
TOTAL	3		(12-20-32)	51	91			TOTAL	3		(11-20-31)	51	118		

GOALTENDERS	GP	MP	GF	GA	ENG	SO	AVG	SAVES	SPCT.	W-L-T
Pietrangelo (P)	1	26:56	0	1	0	0	2.62	21	.955	0-0-0
Barrasso (P)	1	65	3	3	0	0	2.77	35	.921	0-0-1
Young (P)	2	93:04	9	7	0	0	4.51	51	.879	1-1-0
PITTSBURGH TOTAL	3	185	12	11	0	0	3.57	107	.907	1-1-1
Moog (B)	1	65	3	3	0	0	2.77	30	.909	0-0-1
Foster (B)	2	120	8	9	0	0	4.50	49	.845	1-1-0
BOSTON TOTAL	3	185	11	12	0	0	3.89	79	.868	1-1-1

POWER PLAY GOALS: PITTSBURGH (5 for 15) - Jagr (2), Recchi, Stevens & Cullen
 BOSTON (4 for 10) - Neely (2), Christian & Wesley

All-Time vs BRUINS	GP	W	L	T	PTS	GF	GA
Pittsburgh Home	50	14	26	10	38	155	201
Pittsburgh Away	50	6	38	6	18	139	234
1967-1991 TOTAL	100	20	64	16	56	294	435

LAST WIN BY:

PITTSBURGH at Home: February 2, 1991 (6-2) (0-0-0 since last win)
PITTSBURGH on Road: February 5, 1989 (5-2) (0-2-1 since last win)
BOSTON at Home: February 3, 1991 (6-3) (0-0-0 since last win)
BOSTON on Road: January 2, 1990 (5-2) (0-1-0 since last win)

PITTSBURGH VS BUFFALO

1990-91	GP	W	L	T	PTS	GF	GA	PPG	SHG	PEN	PIM
PITTSBURGH	3	2	0	1	5	14	10	3-14	1	25	56
BUFFALO	3	0	2	1	1	10	14	3-16	0	24	62

AT PITTSBURGH (1-0-0)

Oct.19 Pittsburgh 4 (Young) at Buffalo 4 (Puppa)
 Dec.14 **PITTSBURGH 4 (PIETRANGELO)** at Buffalo 3 (Malarchuk)
 Feb.19 Buffalo 3 (Puppa) at **PITTSBURGH 6 (BARRASSO)**
 Malarchuk replaced Puppa at 20:00 on Dec. 14th
 Wakaluk replaced Puppa at 48:51 on Feb. 19th

AT BUFFALO (1-0-1)

WG - Mullen
 WG - Errey

GOALS & SHOTS BY PERIODS:

	1ST	2ND	3RD	OVT	TOTAL
PITTSBURGH	4-27	8-26	2-28	0-3	14-84
BUFFALO	3-35	4-41	3-33	0-2	10-111

PITTSBURGH	GP	G	A	PTS	PIM	SOG	+/-	BUFFALO	GP	G	A	PTS	PIM	SOG	+/-
Lemieux	1	0	4	4	0	5	+3	Andreychuk	3	2	2	4	4	10	2
Mullen	2	2	1	3	0	4	+1	Krupp	3	0	4	4	2	9	2
Jagr	3	2	1	3	2	6	+1	Vaive	3	2	1	3	4	4	-4
Trottier	3	2	1	3	6	4	+3	Hawerchuk	3	0	3	3	0	7	E
Stevens	3	1	2	3	2	9	E	Hogue	3	1	1	2	0	8	E
Coffey	3	0	3	3	4	8	E	Ruuttu	3	1	1	2	14	7	+2
Tanti	2	1	1	2	0	6	E	Snuggerud	3	1	1	2	0	8	+3
Bourque	3	1	1	2	9	5	+1	Tucker	1	1	0	1	0	3	+1
Cullen	3	1	1	2	6	3	-2	Foligno	2	1	0	1	2	4	E
Errey	3	1	1	2	2	5	+1	Brown	3	1	0	1	0	4	-4
Recchi	3	1	1	2	2	5	E	Mogilny	1	0	1	1	0	1	E
Zalapski	3	1	1	2	2	8	+2	Makela	2	0	1	1	0	2	E
Loney	2	0	2	2	7	0	+1	Bodger	3	0	1	1	0	12	-6
Pederson	2	1	0	1	0	2	+1	Audette	1	0	0	0	2	3	-1
Murphy	2	0	1	1	2	4	+3	Houlder	1	0	0	0	0	0	E
Roberts	2	0	1	1	4	2	+3	Loewen	1	0	0	0	0	0	E
Gilhen	3	0	1	1	0	1	+1	Malarchuk	1	0	0	0	0	0	-
Stanton	3	0	1	1	0	1	+5	Paslawski	1	0	0	0	0	0	-2
Barrasso	1	0	0	0	0	0	-	Shannan	1	0	0	0	2	6	-3
Caufield	1	0	0	0	0	0	E	Wakaluk	1	0	0	0	0	0	-
Dahquist	1	0	0	0	2	0	E	Wells	1	0	0	0	2	3	+1
Dineen	1	0	0	0	0	1	-2	Kennedy	2	0	0	0	0	1	-1
Hillier	1	0	0	0	2	0	-1	Ledyard	2	0	0	0	0	5	-2
Hrdina	1	0	0	0	0	1	+1	Ray	2	0	0	0	7	0	E
Johnson	1	0	0	0	4	3	E	Hartman	2	0	0	0	11	4	-1
Pietrangelo	1	0	0	0	0	0	-	Puppa	3	0	0	0	2	0	-
Taglianetti	1	0	0	0	0	0	-2	Ramsey	3	0	0	0	6	7	+2
Young, S.	1	0	0	0	0	1	-1	Turgeon	3	0	0	0	2	3	-4
Young, W.	1	0	0	0	0	0	-	Bench					2		
TOTAL	3		(14-24-48)	56	84			TOTAL	3		(10-16-26)	62	111		

GOALTENDERS

	GP	MP	GF	GA	ENG	SO	AVG	SAVES	SPCT.	W-L-T
Barrasso (P)	1	60	6	3	0	0	3.00	28	.927	1-0-0
Pietrangelo (P)	1	60	4	3	0	0	3.00	28	.903	1-0-0
Young (P)	1	65	4	4	0	0	3.69	35	.897	0-0-1
PITTSBURGH TOTAL	3	185	14	10		0	3.24	101	.910	2-0-1

	GP	MP	GF	GA	ENG	SO	AVG	SAVES	SPCT.	W-L-T
Wakaluk (B)	1	21:09	3	1	0	0	2.84	5	.833	0-0-0
Malarchuk (B)	1	39:45	2	2	0	0	3.02	15	.882	0-1-0
Puppa (B)	3	123:51	5	11	0	0	5.32	50	.820	0-1-1
BUFFALO TOTAL	3	185	10	14		0	4.54	70	.833	0-2-1

POWER PLAY GOALS:

PITTSBURGH (3 for 14) - Mullen, Tanti & Stevens

SHORTHANDED GOALS:

BUFFALO (3 for 16) - Vaive, Andreychuk & Ruuttu
 PITTSBURGH (1) - Bourque

All-Time vs SABRES

	GP	W	L	T	PTS	GF	GA
Pittsburgh Home	42	16	14	12	44	160	151
Pittsburgh Away	42	6	22	14	26	112	192
1970-1991 TOTAL	84	22	36	26	70	272	343

LAST WIN BY:

PITTSBURGH at Home:

February 19, 1991 (6-3) (0-0-0 since last win)

PITTSBURGH on Road:

December 14, 1990 (4-3) (0-0-0 since last win)

BUFFALO at Home:

January 28, 1990 (7-2) (0-1-1 since last win)

BUFFALO on Road:

March 31, 1990 (3-2 OT) (0-1-0 since last win)

PITTSBURGH VS CALGARY

1990-91	GP	W	L	T	PTS	GF	GA	PPG	SHG	PEN	PIM
PITTSBURGH	3	2	1	0	4	13	12	5-16	0	25	69
CALGARY	3	1	2	0	2	12	12	2-12	0	30	87

AT PITTSBURGH (2-0-0)

Nov. 6 Calgary 5 (Vernon) at **PITTSBURGH 6** (PIETRANGELO)

Jan. 10 Calgary 1 (Wamsley) at **PITTSBURGH 5** (BARRASSO)

Mar. 1 Pittsburgh 2 (Barrasso) at **CALGARY 6** (WAMSLEY)

AT CALGARY (0-1-0)

WG - Coffey

WG - Loney

WG - Reichel

GOALS & SHOTS BY PERIODS:

	1ST	2ND	3RD	OVT	TOTAL
PITTSBURGH	8-28	2-18	3-24	—	13-70
CALGARY	6-30	2-46	4-41	—	12-117

PITTSBURGH	GP	G	A	PTS	PIM	SOG	+/-	CALGARY	GP	G	A	PTS	PIM	SOG	+/-
Cullen	3	1	5	6	0	6	E	Fleury	3	3	1	4	0	9	+1
Stevens	3	0	5	5	0	5	+1	Roberts	3	1	3	4	16	9	+1
Coffey	3	2	2	4	4	11	-2	Makarov	3	2	1	3	0	3	+4
Zalapski	3	2	2	4	4	5	+1	Reichel	2	1	2	3	0	7	+3
Gilhen	2	1	1	2	2	6	+1	Gilmour	3	0	3	3	6	4	-2
Mullen	2	1	1	2	0	2	+2	MacInnis	3	0	3	3	10	15	+1
Young, S.	2	1	1	2	0	1	E	MacLellan	2	1	1	2	2	4	+1
Jagr	3	0	2	2	4	3	-1	Nieuwendyk	3	1	1	2	0	7	+4
Recchi	3	0	2	2	0	5	+1	Musil	3	0	2	2	4	4	+1
Lemieux	1	1	0	1	2	2	E	Suter	3	0	2	2	0	11	+1
Hrdina	2	1	0	1	0	3	-2	Ranheim	1	1	0	1	0	4	E
Loney	2	1	0	1	12	5	-1	Hunter, M.	2	1	0	1	0	6	E
Murphy	2	1	0	1	2	2	-1	Otto	3	1	0	1	21	3	-2
Errey	3	1	0	1	6	5	+1	Sweeney	2	0	1	1	2	2	-2
Brown	1	0	1	1	2	0	+1	Macoun	3	0	1	1	6	5	E
Hillier	2	0	1	1	4	0	-2	Bureau	1	0	0	0	2	0	-1
Pederson	2	0	1	1	0	1	-1	Fenton	1	0	0	0	2	1	+1
Caufield	1	0	0	0	0	0	-1	Hrdina	1	0	0	0	0	3	-1
Daniels	1	0	0	0	0	1	+1	Hunter, T.	1	0	0	0	0	1	+1
Johnson	1	0	0	0	0	0	+1	Johansson	1	0	0	0	2	0	+1
Pietrangelo	1	0	0	0	0	0	-	Vernon	1	0	0	0	0	0	-
Taglianetti	1	0	0	0	23	0	+1	Kyte	2	0	0	0	2	4	+1
Tanti	1	0	0	0	0	0	-2	Priakin	2	0	0	0	0	2	-1
Trottier	1	0	0	0	0	1	-1	Wamsley	2	0	0	0	0	0	-
Barrasso	3	0	0	0	2	0	-	Matteau	3	0	0	0	0	5	-3
Bourque	3	0	0	0	2	4	-5	Nattress	3	0	0	0	12	8	-1
Roberts	3	0	0	0	0	0	E								
Stanton	3	0	0	0	0	2	-1								
TOTAL	3	(13-24-37)	69	70				TOTAL	3	(12-21-33)	87	117			

GOALTENDERS

	GP	MP	GF	GA	ENG	SO	AVG	SAVES	SPCT.	W-L-T
Barrasso (P)	3	160	10	8	0	0	3.00	98	.924	2-1-0
Pietrangelo (P)	1	20	3	4	0	0	12.00	7	.636	0-0-0
PITTSBURGH TOTAL	3	180	13	12	0	0	4.00	105	.897	2-1-0
Wamsley (C)	2	120	7	7	0	0	3.50	43	.860	1-1-0
Vernon (C)	1	60	5	6	0	0	6.00	14	.700	0-1-0
CALGARY TOTAL	3	180	12	13	0	0	4.33	57	.814	1-2-0

POWER PLAY GOALS:

PITTSBURGH (5 for 16) - Zalapski, Coffey, S. Young, Murphy & Lemieux
 CALGARY (2 for 12) - Otto & MacLellan

All-Time vs FLAMES

	GP	W	L	T	PTS	GF	GA
Pittsburgh Home	35	16	10	9	41	129	119
Pittsburgh Away	34	7	20	7	21	96	145
1972-1991 TOTAL	69	23	30	16	62	225	264

LAST WIN BY:

PITTSBURGH at Home:

January 10, 1991 (5-1) (0-0-0 since last win)

PITTSBURGH on Road:

March 7, 1988 (5-4) (0-4-0 since last win)

CALGARY at Home:

March 1, 1991 (6-2) (0-0-0 since last win)

CALGARY on Road:

February 12, 1989 (4-3) (0-2-1 since last win)

PITTSBURGH VS CHICAGO

1990-91	GP	W	L	T	PTS	GF	GA	PPG	SHG	PEN	PIM
PITTSBURGH	3	0	3	0	0	7	15	1-15	0	19	54
CHICAGO	3	3	0	0	6	15	7	3-11	0	21	42

AT PITTSBURGH (0-2-0)

Oct. 11 Pittsburgh 1 (Barrasso) at CHICAGO 4 (Belfour)
 Dec. 11 CHICAGO 4 (BELFOUR) at Pittsburgh 1 (Pietrangelo)
 Mar. 23 CHICAGO 7 (HASEK) at Pittsburgh 5 (Barrasso)

AT CHICAGO (0-1-0)

WG - Roenick
 WG - Murray
 WG - Thomas

Belfour replaced Hasek at 52:01 on Mar. 23rd

GOALS & SHOTS BY PERIODS:

	1ST	2ND	3RD	OVT	TOTAL
PITTSBURGH	2-26	3-23	2-27	—	7-76
CHICAGO	2-33	6-33	7-41	—	15-107

PITTSBURGH	GP	G	A	PTS	PIM	SOG	+/-	CHICAGO	GP	G	A	PTS	PIM	SOG	+/-		
Stevens	3	3	1	4	2	15	+1	Roenick	3	4	1	5	0	9	+3		
Lemieux	1	1	1	2	0	3	-2	Chelios	3	2	3	5	2	7	+5		
Young, S.	1	1	1	2	2	1	-1	Goulet	3	1	4	5	0	13	+3		
Recchi	3	1	1	2	0	9	-2	Murray	3	2	2	4	4	6	+3		
Francis	1	0	2	2	2	0	E	Larmer	3	1	3	4	0	9	+3		
Taglianetti	2	0	2	2	0	2	+1	Thomas	2	1	2	3	2	8	+2		
Errey	3	0	2	2	2	3	-4	Hudson	3	1	1	2	0	5	+3		
Coffey	3	1	0	1	4	11	-3	Manson	3	1	1	2	6	7	+1		
Brown	1	0	1	1	0	0	+1	Wilson	1	0	2	2	0	4	E		
Dahlquist	1	0	1	1	2	0	-1	Mcnell	1	1	0	1	0	4	+2		
Pietrangelo	1	0	1	1	20	0	-	McGill	3	1	0	1	4	2	-1		
Loney	2	0	1	1	4	2	E	Creighton	2	0	1	1	4	0	E		
Aitken	1	0	0	0	0	1	-1	Kucera	2	0	1	1	0	8	+5		
Caufield	1	0	0	0	0	0	-1	Presley	2	0	1	1	4	5	+1		
Daniels	1	0	0	0	0	1	E	Graham	3	0	1	1	2	6	+4		
Dineen	1	0	0	0	0	1	E	Yawney	3	0	1	1	0	2	+2		
Gilhen	1	0	0	0	0	2	-2	Gillis	1	0	0	0	2	0	-1		
Hrdina	1	0	0	0	0	1	E	Grimson	1	0	0	0	0	0	-1		
Jennings	1	0	0	0	2	0	E	Hasek	1	0	0	0	0	0	-		
Kyte	1	0	0	0	2	0	E	Noonan	1	0	0	0	0	1	-1		
Leach	1	0	0	0	0	0	E	Peluso	1	0	0	0	2	0	E		
Murphy	1	0	0	0	2	1	E	Stapleton	1	0	0	0	0	1	-1		
Pederson	1	0	0	0	0	2	-1	Gilbert	2	0	0	0	2	2	-1		
Samuelsson	1	0	0	0	2	1	E	Konroyd	2	0	0	0	2	1	E		
Tanti	1	0	0	0	0	2	-1	Lemieux	2	0	0	0	2	5	-1		
Young, W.	1	0	0	0	0	0	-	Belfour	3	0	0	0	0	0	-		
Barrasso	2	0	0	0	2	0	-	Brown	3	0	0	0	2	2	-1		
Hillier	2	0	0	0	2	1	-1	Bench					2				
Cullen	2	0	0	0	2	4	+1										
Mullen	2	0	0	0	0	0	-2										
Zalapski	2	0	0	0	0	2	-2										
Bourque	3	0	0	0	2	3	-1										
Jagr	3	0	0	0	0	3	-2										
Stanton	3	0	0	0	0	3	-5										
Trottier	3	0	0	0	0	2	-3										
TOTAL	3					(7-14-21)	54	76	TOTAL	3					(15-24-39)	42	107

GOALTENDERS

	GP	MP	GF	GA	ENG	SO	AVG	SAVES	SPCT.	W-L-T
Pietrangelo (P)	1	50:49	1	3	0	0	3.54	29	.906	0-1-0
Barrasso (P)	2	119:35	6	10	0	0	5.02	57	.851	0-2-0
Young (P)	1	9:11	0	1	0	0	6.53	6	.857	0-0-0
PITTSBURGH TOTAL	3	180	7	15	0	0	5.00	92	.860	0-3-0
Belfour (C)	3	127:59	9	3	0	0	1.41	44	.936	2-0-0
Hasek (C)	1	52:01	6	4	0	0	4.62	25	.862	1-0-0
CHICAGO TOTAL	3	180	15	7	0	0	2.33	69	.907	3-0-0

POWER PLAY GOALS:

PITTSBURGH (1 for 15) - Coffey
 CHICAGO (3 for 11) - Roenick (2) & Goulet

All-Time vs BLACKHAWKS

	GP	W	L	T	PTS	GF	GA
Pittsburgh Home	48	22	22	4	48	169	162
Pittsburgh Away	49	7	33	9	23	137	207
1967-1991 TOTAL	97	29	55	13	71	306	369

LAST WIN BY:

PITTSBURGH at Home: December 6, 1988 (7-6) (0-3-0 since last win)
PITTSBURGH on Road: March 12, 1989 (6-5) (0-3-0 since last win)
CHICAGO at Home: February 18, 1990 (6-4) (0-0-0 since last win)
CHICAGO on Road: March 23, 1991 (7-5) (0-0-0 since last win)

PITTSBURGH VS DETROIT

1990-91	GP	W	L	T	PTS	GF	GA	PPG	SHG	PEN	PIM
PITTSBURGH	3	3	0	0	6	16	5	3-16	0	24	54
DETROIT	3	0	3	0	0	5	16	3-17	0	22	53

AT PITTSBURGH (2-0-0)

Dec. 16 Detroit 1 (Cheveldae) at PITTSBURGH 4 (BARRASSO)
 Dec. 28 Detroit 0 (Cheveldae) at PITTSBURGH 5 (BARRASSO)
 Mar. 27 PITTSBURGH 7 (BARRASSO) at Detroit 4 (Cheveldae)
 Hanlon replaced Cheveldae at 48:53 on March 27th

AT DETROIT (1-0-0)

WG - Mullen
 WG - Gilhen
 WG - Francis

GOALS & SHOTS BY PERIODS:

	1ST	2ND	3RD	OVT	TOTAL
PITTSBURGH	6-28	7-34	3-36	—	16-98
DETROIT	1-29	3-32	1-39	—	5-100

PITTSBURGH	GP	G	A	PTS	PIM	SOG	+/-	DETROIT	GP	G	A	PTS	PIM	SOG	+/-
Gilhen	3	2	4	6	11	9	+6	Racine	3	0	3	3	0	4	-4
Coffey	3	2	3	5	4	8	+2	Burr	3	1	1	2	2	12	E
Trottier	3	2	2	4	0	8	+5	Fedorov	3	1	1	2	7	9	-4
Recchi	3	1	3	4	0	7	+1	Yzerman	3	0	2	2	0	16	-4
Stevens	3	1	3	4	0	4	+3	Crossman	1	1	0	1	0	1	-2
Jagr	3	2	1	3	0	6	+3	Miller	1	1	0	1	0	5	E
Young, S.	2	2	0	2	0	7	+2	Ysebaert	3	1	0	1	0	2	-4
Murphy	3	1	1	2	2	7	+4	Probert	2	0	1	1	10	3	-4
Jennings	1	0	2	2	4	1	+3	Fedyk	3	0	1	1	0	4	-2
Loney	2	0	2	2	0	4	+4	Chabot	1	0	0	0	0	2	-1
Francis	1	1	0	1	0	2	+2	Gallant	1	0	0	0	2	1	-2
Mullen	2	1	0	1	0	3	+2	Habscheid	1	0	0	0	0	1	E
Hrdina	3	1	0	1	0	5	-1	Hanlon	1	0	0	0	0	0	-
Pederson	1	0	1	1	0	1	+1	Kocur	1	0	0	0	5	1	-1
Samuelsson	1	0	1	1	7	0	+2	Marsh	1	0	0	0	2	1	-1
Tanti	1	0	1	1	0	3	+2	McKay	1	0	0	0	0	0	-1
Cullen	2	0	1	1	2	5	+1	Potvin	1	0	0	0	7	2	E
Stanton	2	0	1	1	2	1	+2	Shuchuk	1	0	0	0	0	1	-1
Zalapski	2	0	1	1	4	4	+2	Barr	2	0	0	0	0	2	-1
Bourque	3	0	1	1	4	6	+2	Chiasson	2	0	0	0	2	9	-2
Errey	3	0	1	1	2	2	E	Djoos	2	0	0	0	0	1	-5
Roberts	3	0	1	1	8	2	+5	Carson	3	0	0	0	0	7	-5
Caufield	1	0	0	0	0	0	E	Cheveldae	3	0	0	0	0	0	-
Pietrangelo	1	0	0	0	0	0	-	Garpenlov	3	0	0	0	0	9	-2
Barrasso	2	0	0	0	0	0	-	Green	3	0	0	0	2	1	-4
Taglianetti	3	0	0	0	4	3	+3	McCrimmon	3	0	0	0	6	3	-1
								Primeau	3	0	0	0	2	0	-2
								Zombo	3	0	0	0	6	3	-3
TOTAL	3	(16-30-46)	54	98				TOTAL	3	(5-9-14)	53	100			

GOALTENDERS

	GP	MP	GF	GA	ENG	SO	AVG	SAVES	SPCT.	W-L-T
Barrasso (P)	2	120	9	1	0	1	0.50	67	.985	2-0-0
Pietrangelo (P)	1	60	7	4	0	0	4.00	28	.875	1-0-0
PITTSBURGH TOTAL	3	180	16	5		1	1.67	95	.950	3-0-0
Hanlon (D)	1	11:07	1	0	0	0	0.00	3	1.000	0-0-0
Cheveldae (D)	3	168:53	4	16	0	0	5.68	79	.832	0-3-0
DETROIT TOTAL	3	180	5	16		0	5.33	82	.837	0-3-0

POWER PLAY GOALS:

PITTSBURGH (3 for 16) - Hrdina, Coffey & Stevens
 DETROIT (3 for 17) - Fedorov, Ysbarert & Burr

All-Time vs RED WINGS

	GP	W	L	T	PTS	GF	GA
Pittsburgh Home	54	38	13	3	79	238	152
Pittsburgh Away	54	10	34	10	30	152	214
1967-1991 TOTAL	108	48	47	13	109	390	366

LAST WIN BY:

PITTSBURGH at Home: December 28, 1990 (5-0) (0-0-0 since last win)
 PITTSBURGH on Road: March 27, 1991 (7-4) (0-0-0 since last win)
 DETROIT at Home: January 10, 1988 (7-5) (0-2-2 since last win)
 DETROIT on Road: January 18, 1987 (1-0) (0-7-0 since last win)

PITTSBURGH VS EDMONTON

1990-91	GP	W	L	T	PTS	GF	GA	PPG	SHG	PEN	PIM
PITTSBURGH	3	1	2	0	2	14	15	3-17	0	25	63
EDMONTON	3	2	1	0	4	15	14	2-13	1	30	79

AT PITTSBURGH (1-1-0)

Nov. 27 **EDMONTON 7** (RANFORD) at Pittsburgh 3 (Pietrangelo)
 Jan. 8 Edmonton 1 (Ranford) at **PITTSBURGH 6** (BARRASSO)
 Feb. 11 Pittsburgh 5 (Barrasso) at **EDMONTON 7** (RANFORD)

AT EDMONTON (0-1-0)

WG - Simpson
 WG - S. Young
 WG - Semenov

Takko replaced Ranford in goal at 20:00 on Jan. 8th

GOALS & SHOTS BY PERIODS:

	1ST	2ND	3RD	OVT	TOTAL
PITTSBURGH	7-9	3-27	4-39	—	14-115
EDMONTON	3-44	7-33	5-35	—	15-112

PITTSBURGH	GP	G	A	PTS	PIM	SOG	+/-	EDMONTON	GP	G	A	PTS	PIM	SOG	+/-
Cullen	3	3	1	4	8	13	-5	Anderson	3	3	2	5	7	12	+2
Jagr	3	2	2	4	2	8	+2	Messier	2	1	4	5	0	5	+2
Hrdina	1	2	1	3	0	2	+2	Klima	3	3	1	4	0	14	+1
Lemieux	1	1	2	3	0	3	+2	Murphy	3	2	2	4	2	9	+1
Recchi	3	1	2	3	0	15	-4	Semenov	3	2	2	4	2	9	+6
Stevens	3	0	3	3	0	12	-4	Linseman	3	0	4	4	6	3	+2
Bourque	3	2	0	2	6	7	+2	Gelinas	3	2	0	2	2	8	-2
Young, S.	2	1	1	2	5	5	E	Joseph	3	1	1	2	2	5	+3
Trottier	1	0	2	2	0	2	+1	Huddy	2	0	2	2	2	7	+2
Mullen	2	0	2	2	0	4	+2	Graves	3	0	2	2	8	3	-3
Murphy	2	0	2	2	2	6	+1	Smith, S.	3	0	2	2	14	4	+1
Coffey	3	0	2	2	14	7	-4	Simpson	2	1	0	1	0	2	+1
Pederson	3	1	0	1	0	1	-1	Smith, G.	2	0	1	1	10	2	-1
Zalapski	3	1	0	1	0	10	+2	Muni	2	0	1	1	4	3	E
Barrasso	2	0	1	1	2	0	-	Tikkanen	3	0	1	1	6	9	-1
Errey	3	0	1	1	4	5	+3	Brown	1	0	0	0	0	2	E
Roberts	3	0	1	1	0	0	E	Lamb	1	0	0	0	2	1	E
Aitken	1	0	0	0	2	2	-1	Takko	1	0	0	0	0	0	-
Dineen	1	0	0	0	0	1	-1	Beukeboom	2	0	0	0	6	3	-2
Johnson	1	0	0	0	0	3	E	Buchberger	3	0	0	0	2	4	-2
Pietrangelo	1	0	0	0	0	0	-	Lowe	3	0	0	0	4	1	+1
Loney	2	0	0	0	0	0	-1	MacTavish	3	0	0	0	0	6	-2
Tanti	2	0	0	0	2	4	-1	Ranford	3	0	0	0	0	0	-
Taglianetti	2	0	0	0	12	0	E								
Gilhen	3	0	0	0	2	3	-1								
Stanton	3	0	0	0	2	2	-3								
TOTAL	3		(14-23-37)	63	115			TOTAL	3		(15-25-40)	79	112		

GOALTENDERS

	GP	MP	GF	GA	ENG	SO	AVG	SAVES	SPCT.	W-L-T
Barrasso (P)	2	120	11	8	0	0	4.00	64	.888	1-1-0
Pietrangelo (P)	1	60	3	7	0	0	7.00	33	.825	0-1-0
PITTSBURGH TOTAL	3	180	14	15	0	0	5.00	97	.866	1-2-0
Takko (E)	1	40	1	2	0	0	3.00	17	.895	0-0-0
Ranford (E)	3	140	14	12	0	0	5.14	84	.875	2-1-0
EDMONTON TOTAL	3	180	15	14	0	0	4.67	101	.878	2-1-0

POWER PLAY GOALS:

PITTSBURGH (3 for 17) - S. Young, Cullen & Zalapski
 EDMONTON (2 for 13) - Gelinas & Klima

SHORTHANDED GOALS:

EDMONTON (1) - Semenov

All-Time vs OILERS

	GP	W	L	T	PTS	GF	GA
Pittsburgh Home	19	7	11	1	15	71	93
Pittsburgh Away	19	3	15	1	7	67	109
1979-1991 TOTAL	38	10	26	2	22	138	202

LAST WIN BY:

PITTSBURGH at Home: January 8, 1991 (6-1) (0-0-0 since last win)
PITTSBURGH on Road: November 4, 1989 (3-1) (0-2-0 since last win)
EDMONTON at Home: February 11, 1991 (7-5) (0-0-0 since last win)
EDMONTON on Road: November 27, 1990 (7-3) (0-1-0 since last win)

PITTSBURGH VS HARTFORD

1990-91	GP	W	L	T	PTS	GF	GA	PPG	SHG	PEN	PIM
PITTSBURGH	3	1	2	0	2	10	11	3-10	0	24	56
HARTFORD	3	2	1	0	4	11	10	0-12	1	23	62

AT PITTSBURGH (0-1-0)

Nov. 24 **HARTFORD 6** (SIDORKIEWICZ) at Pittsburgh 4 (Barrasso)
 Dec. 8 Pittsburgh 1 (Young) at **HARTFORD 3** (REAUGH)
 Mar. 9 **PITTSBURGH 5** (BARRASSO) at Hartford 2 (Whitmore)

AT HARTFORD (1-1-0)

WG - Francis
 WG - Burt
 WG - S. Young

GOALS & SHOTS BY PERIODS:

	1ST	2ND	3RD	OVT	TOTAL
PITTSBURGH	4-29	2-27	4-33	—	10-89
HARTFORD	3-35	3-25	5-30	—	11-90

PITTSBURGH	GP	G	A	PTS	PIM	SOG	+/-	HARTFORD	GP	G	A	PTS	PIM	SOG	+/-
Stevens	3	3	1	4	12	13	-1	Tomlak	3	3	0	3	0	8	+2
Recchi	3	1	2	3	0	11	-4	Francis	2	1	2	3	4	3	+2
Zalapski	2	1	2	3	0	7	-2	Verbeek	3	0	3	3	12	11	+5
Coffey	2	0	3	3	0	5	-5	Evason	3	2	0	2	6	6	+2
Lemieux	1	1	1	2	2	2	+2	Burt	1	1	1	2	0	2	+2
Brown	2	1	1	2	2	4	-1	Young	2	1	1	2	0	3	+4
Young, S.	1	1	0	1	0	5	+1	Jennings	1	0	2	2	0	2	+2
Cullen	2	1	0	1	4	5	-3	Samuelsson	2	0	2	2	2	1	+2
Jagr	3	1	0	1	4	4	-1	Andersson	3	0	2	2	0	6	+3
Francis	1	0	1	1	2	0	-1	Cullen	1	1	0	1	0	3	-1
Hrdina	1	0	1	1	2	0	+1	Hunter	1	1	0	1	4	2	-1
Loney	1	0	1	1	0	2	+1	Picard	1	1	0	1	0	3	+1
Barrasso	2	0	1	1	0	0	-	Sidorkiew.	1	0	1	1	0	0	-
Bourque	2	0	1	1	2	2	+2	Krygier	2	0	1	1	2	3	-1
Errey	3	0	1	1	6	5	-1	Brown	1	0	0	0	10	0	-1
Trotter	3	0	1	1	2	3	-2	Cunneynworth	1	0	0	0	0	0	-1
Caufield	1	0	0	0	0	1	E	Dineen	1	0	0	0	2	2	-1
Dineen	1	0	0	0	0	1	E	Greig	1	0	0	0	0	1	E
Hillier	1	0	0	0	0	1	+1	Houda	1	0	0	0	0	0	-1
Jennings	1	0	0	0	0	0	E	Reaugh	1	0	0	0	0	0	E
Samuelsson	1	0	0	0	2	0	-1	Stevens	1	0	0	0	0	0	E
Taglianetti	1	0	0	0	2	0	+3	Whitmore	1	0	0	0	0	0	-
Young, W.	1	0	0	0	0	0	-	Wilson	1	0	0	0	0	0	E
Dahlquist	2	0	0	0	0	1	E	Yake	1	0	0	0	4	1	E
Johnson	2	0	0	0	2	1	-3	Zalapski	1	0	0	0	0	2	-2
Mullen	2	0	0	0	0	3	-1	Corriveau	2	0	0	0	0	3	+1
Pederson	2	0	0	0	2	0	-1	Crossman	2	0	0	0	0	2	+2
Roberts	2	0	0	0	0	1	+3	Cyr	2	0	0	0	0	7	E
Tanti	2	0	0	0	0	2	-1	Kastelic	2	0	0	0	2	2	E
Gilhen	3	0	0	0	10	7	-3	Cote	3	0	0	0	2	5	E
Stanton	3	0	0	0	0	3	-4	Holik	3	0	0	0	10	6	+1
								Ladouceur	3	0	0	0	2	3	-1
								Shaw	3	0	0	0	0	3	+4
TOTAL	3		(10-17-27)		56		89	TOTAL	3		(11-15-26)		62		90

GOALTENDERS	GP	MP	GF	GA	ENG	SO	AVG	SAVES	SPCT.	W-L-T
Young (P)	1	60	1	3	0	0	3.00	31	.912	0-1-0
Barrasso (P)	2	119:54	9	7	0	0	3.50	48	.872	1-1-0
PITTSBURGH TOTAL	3	180	10	11	0	0	3.67	79	.878	1-2-0
Reaugh (H)	1	60	3	1	0	0	1.00	25	.962	1-0-0
Sidorkiewicz (H)	1	60	6	4	0	0	4.00	27	.871	1-0-0
Whitmore (H)	1	60	2	5	0	0	5.00	27	.848	0-1-0
HARTFORD TOTAL	3	180	11	10	0	0	3.33	79	.888	1-2-0

POWER PLAY GOALS: PITTSBURGH (3 for 10) - Stevens (2) & Zalapski

SHORTHANDED GOALS: HARTFORD (0 for 12) -
 HARTFORD (1) - Tomlak

All-Time vs WHALERS

	GP	W	L	T	PTS	GF	GA
Pittsburgh Home	19	9	7	3	21	83	77
Pittsburgh Away	19	7	12	0	14	76	90
1979-1991 TOTAL	38	16	19	3	35	159	167

LAST WIN BY:

PITTSBURGH at Home: April 3, 1988 (4-2) (0-3-1 since last win)
PITTSBURGH on Road: March 8, 1991 (5-2) (0-0-0 since last win)
HARTFORD at Home: December 8, 1990 (3-1) (0-1-0 since last win)
HARTFORD on Road: November 29, 1990 (6-4) (0-0-0 since last win)

PITTSBURGH VS LOS ANGELES

1990-91	GP	W	L	T	PTS	GF	GA	PPG	SHG	PEN	PIM
PITTSBURGH	3	1	2	0	2	6	12	1-12	1	21	53
LOS ANGELES	3	2	1	0	4	12	6	2-13	0	20	51

AT PITTSBURGH (1-0-0)

Nov. 17 Pittsburgh 1 (Pietrangelo) at **LOS ANGELES 2** (HRUDEY)
 Feb. 26 Pittsburgh 2 (Young) at **LOS ANGELES 8** (HRUDEY)
 Mar. 7 Los Angeles 2 (Hrudey) at **PITTSBURGH 3** (BARRASSO)

AT LOS ANGELES (0-2-0)

WG - Granato *
 WG - Robitaille
 WG - Stevens

* Granato scored at 0:52 of overtime on Nov. 17th
 Pietrangelo replaced Young at 38:07 on Feb. 26th

GOALS & SHOTS BY PERIODS:

	1ST	2ND	3RD	OVT	TOTAL
PITTSBURGH	3-35	1-30	2-22	0-0	6-87
LOS ANGELES	6-40	4-38	1-27	1-1	12-106

PITTSBURGH	GP	G	A	PTS	PIM	SOG	+/-	LOS ANGELES	GP	G	A	PTS	PIM	SOG	+/-
Lemieux	2	0	3	3	0	5	-1	Gretzky	3	1	4	5	2	7	+2
Stevens	3	2	0	2	6	7	E	Granto	3	3	1	4	4	11	+1
Errey	3	1	1	2	0	8	E	Sandstrom	3	1	3	4	10	13	+2
Bourque	3	1	0	1	0	5	-1	Robitaille	3	1	2	3	0	13	+2
Gilhen	3	1	0	1	2	5	E	Taylor	3	0	3	3	2	5	+2
Recchi	3	1	0	1	2	4	-5	Donnelly	2	2	0	2	0	8	+1
Murphy	1	0	1	1	0	1	-3	Elik	3	1	1	2	0	7	+2
Taglianetti	1	0	1	1	2	1	+2	Kasper	3	1	1	2	0	5	+1
Young, S.	2	0	1	1	0	5	-1	Tonelli	3	1	1	2	0	2	E
Coffey	3	0	1	1	2	14	-3	McIntyre	3	1	0	1	2	2	E
Aitken	1	0	0	0	4	0	-1	Miller	1	0	1	1	15	0	+1
Barrasso	1	0	0	0	0	0	-	Duchesne	3	0	1	1	0	5	+2
Brown	1	0	0	0	0	1	-1	Breault	1	0	0	0	0	1	E
Cullen	1	0	0	0	2	2	-2	Robinson	1	0	0	0	0	0	-2
Dahlquist	1	0	0	0	2	0	E	Jones	2	0	0	0	2	1	-1
Daniels	1	0	0	0	0	0	E	Watters	2	0	0	0	4	0	E
Dineen	1	0	0	0	2	0	+1	Benning	3	0	0	0	2	8	+5
Francis	1	0	0	0	0	1	-1	Blake	3	0	0	0	0	3	+3
Jennings	1	0	0	0	4	0	E	Buskas	3	0	0	0	4	2	+1
Mullen	1	0	0	0	0	1	E	Hrudey	3	0	0	0	0	0	-
Pederson	1	0	0	0	0	1	E	Kudelski	3	0	0	0	2	6	+2
Samuelsson	1	0	0	0	6	1	-1	McSorley	3	0	0	0	2	7	+1
Trottier	1	0	0	0	0	1	E								
Young, W.	1	0	0	0	0	0	-								
Hillier	2	0	0	0	2	3	-1								
Hrdina	2	0	0	0	0	5	E								
Loney	2	0	0	0	15	0	-1								
Pietrangelo	2	0	0	0	0	0	-								
Roberts	2	0	0	0	2	0	-2								
Tanti	2	0	0	0	0	3	E								
Zalapski	2	0	0	0	0	7	-2								
Jagr	3	0	0	0	0	3	-2								
Stanton	3	0	0	0	0	3	-2								
TOTAL	3		(6-8-14)	53	87			TOTAL	3		(12-18-30)	51	106		

GOALTENDERS

	GP	MP	GF	GA	ENG	SO	AVG	SAVES	SPCT.	W-L-T
Barrasso (P)	1	60	3	2	0	0	2.00	34	.944	1-0-0
Pietrangelo (P)	2	82:45	2	3	0	0	2.18	34	.919	0-1-0
Young (P)	1	38:07	1	7	0	0	11.02	26	.788	0-1-0
PITTSBURGH TOTAL	3	180:52	6	12	0	0	3.98	94	.887	1-2-0
Hrudey (LA)	3	179:50	12	6	0	0	2.00	81	.931	2-1-0
LOS ANGELES TOTAL	3	180:52	12	6	0	0	1.99	81	.931	2-1-0

POWER PLAY GOALS:

PITTSBURGH (1 for 12) - Stevens
 LOS ANGELES (2 for 13) - Sandstrom & Granato

SHORTHANDED GOALS:

PITTSBURGH (1) - Bourque

All-Time vs KINGS

	GP	W	L	T	PTS	GF	GA
Pittsburgh Home	60	35	17	8	78	230	189
Pittsburgh Away	59	14	37	8	36	152	227
1967-1991 TOTAL	119	49	54	16	114	382	416

LAST WIN BY:

PITTSBURGH at Home: March 7, 1991 (3-2) (0-0-0 since last win)
PITTSBURGH on Road: February 13, 1988 (7-5) (0-5-0 since last win)
LOS ANGELES at Home: February 26, 1991 (8-2) (0-0-0 since last win)
LOS ANGELES on Road: October 31, 1989 (8-4) (0-2-0 since last win)

PITTSBURGH VS MINNESOTA

1990-91	GP	W	L	T	PTS	GF	GA	PPG	SHG	PEN	PIM
PITTSBURGH	3	2	1	0	4	11	10	3-12	1	18	39
MINNESOTA	3	1	2	0	2	10	11	0-11	2	19	41

AT PITTSBURGH (1-0-0)

Nov. 13 **PITTSBURGH 4** (PIETRANGELO) at Minnesota 1 (Casey)
 Dec. 1 Pittsburgh 3 (Pietrangelo) at **MINNESOTA 6** (CASEY)
 Dec. 20 Minnesota 3 (Hayward) at **PITTSBURGH 4** (PIETRANGELO)

AT MINNESOTA (1-1-0)

WG - Zalapski
 WG - Murphy
 WG - Recchi

GOALS & SHOTS BY PERIODS:

	1ST	2ND	3RD	OVT	TOTAL
PITTSBURGH	3-27	5-22	3-33	—	11-82
MINNESOTA	4-27	2-47	4-41	—	10-115

PITTSBURGH	GP	G	A	PTS	PIM	SOG	+/-	MINNESOTA	GP	G	A	PTS	PIM	SOG	+/-
Coffey	3	3	2	5	6	11	-4	Broten	3	3	3	6	4	14	+4
Recchi	3	1	4	5	0	3	-1	Berezan	3	2	0	2	0	5	E
Cullen	3	1	3	4	4	8	-2	Dahlen	2	1	1	2	0	4	E
Zalapski	3	1	3	4	0	5	E	Bellows	3	1	1	2	0	18	E
Jagr	3	2	0	2	0	2	E	Smith	3	1	1	2	0	10	+2
Stevens	3	1	1	2	6	8	-2	Propp	3	0	2	2	0	5	-1
Bourque	3	0	2	2	4	7	-1	Small	3	0	2	2	0	3	+2
Gilhen	3	1	0	1	0	5	+1	Murphy	2	1	0	1	2	6	E
Mullen	3	1	0	1	0	9	E	Sinisalo	3	1	0	1	2	7	-2
Trottier	2	0	1	1	0	6	-1	Gagner	2	0	1	1	0	5	E
Roberts	3	0	1	1	0	0	-1	Glynn	3	0	1	1	2	5	E
Tanti	3	0	1	1	2	2	E	Zettler	3	0	1	1	6	2	+2
Aitken	1	0	0	0	2	0	E	Craig	1	0	0	0	0	1	-2
Caufield	1	0	0	0	2	0	E	Dahlquist	1	0	0	0	0	0	-1
Hillier	1	0	0	0	0	0	E	DePalma	1	0	0	0	0	3	-1
Hrdina	1	0	0	0	2	0	-1	Gavin	1	0	0	0	2	2	+1
Johnson	1	0	0	0	0	0	+1	Hayward	1	0	0	0	0	0	-
Loney	1	0	0	0	0	1	E	Johnson	1	0	0	0	2	1	-1
Murphy	1	0	0	0	0	2	+2	Casey	2	0	0	0	0	0	-
Pederson	1	0	0	0	0	1	E	Chambers	2	0	0	0	7	3	+2
Taglianetti	1	0	0	0	0	0	-2	Churla	2	0	0	0	10	3	+1
Brown	2	0	0	0	0	4	-1	Duchesne	3	0	0	0	0	4	+2
Dahlquist	2	0	0	0	2	2	E	Giles	3	0	0	0	2	2	E
Errey	3	0	0	0	7	3	E	Modano	3	0	0	0	0	9	-4
Pietrangelo	3	0	0	0	0	0	-	Tinordi	2	0	0	0	2	3	+1
Stanton	3	0	0	0	2	3	E								
TOTAL	3	(11-18-29)	39	82				TOTAL	3	(10-13-23)	41	115			

GOALTENDERS

	GP	MP	GF	GA	ENG	SO	AVG	SAVES	SPCT.	W-L-T
Pietrangelo (P)	3	180	11	10	0	0	3.33	105	.913	2-1-0
PITTSBURGH TOTAL	3	180	11	10	0	0	3.33	105	.913	2-1-0
Casey (M)	2	118:11	7	6	1	0	3.05	38	.864	1-1-0
Hayward (M)	1	59:23	3	4	0	0	4.04	33	.891	0-1-0
MINNESOTA TOTAL	3	180	10	11	0	0	3.67	71	.866	1-2-0

POWER PLAY GOALS:

PITTSBURGH (3 for 12) - Jagr, Stevens & Coffey
 MINNESOTA (0 for 11) -

SHORTHANDED GOALS:

PITTSBURGH (1) - Zalapski
 MINNESOTA (2) - Sinisalo & Broten

All-Time vs NORTH STARS

	GP	W	L	T	PTS	GF	GA
Pittsburgh Home	53	33	15	5	71	202	142
Pittsburgh Away	53	18	30	5	41	181	207
1967-1991 TOTAL	106	51	45	10	112	383	349

LAST WIN BY:

PITTSBURGH at Home: December 20, 1990 (4-3) (0-1-0 since last win)
PITTSBURGH on Road: November 13, 1989 (4-1) (0-1-0 since last win)
MINNESOTA at Home: December 1, 1989 (6-3) (0-0-0 since last win)
MINNESOTA on Road: March 17, 1990 (6-2) (0-1-0 since last win)

PITTSBURGH VS MONTREAL

1990-91	GP	W	L	T	PTS	GF	GA	PPG	SHG	PEN	PIM
PITTSBURGH	3	0	2	1	1	11	15	2-9	1	18	39
MONTREAL	3	2	0	1	5	15	11	4-10	0	16	37

AT PITTSBURGH (0-1-1)

Oct. 23 MONTREAL 5 (ROY) at Pittsburgh 4 (Barrasso)
 Jan. 6 Pittsburgh 3 (Pietrangelo) at MONTREAL 6 (ROY)
 Mar. 12 Montreal 4 (Roy) at Pittsburgh 4 (Barrasso)

AT MONTREAL (0-1-0)

WG - Schneider
 WG - Carboneau

Young replaced Pietrangelo at 20:11 on Jan. 6th

GOALS & SHOTS BY PERIODS

	1ST	2ND	3RD	OVT	TOTAL
PITTSBURGH	4-16	4-31	3-30	0-0	11-77
MONTREAL	7-49	6-33	2-32	0-5	15-119

PITTSBURGH	GP	G	A	PTS	PIM	SOG	+/-	MONTREAL	GP	G	A	PTS	PIM	SOG	+/-
Coffey	2	0	4	4	5	3	-2	Courtall	3	0	6	6	0	18	+2
Zalapski	2	1	2	3	0	4	+1	Savard	3	3	2	5	2	6	+3
Cullen	2	1	1	2	2	7	-4	Carboneau	3	2	3	5	0	11	+2
Mullen	2	1	1	2	2	2	+1	Gilchrist	3	2	2	4	2	6	+5
Bourque	3	1	1	2	2	4	-1	Daigneault	2	1	3	4	6	4	+3
Stevens	3	1	1	2	6	10	-2	Richer	3	1	2	3	0	16	-2
Brown	1	1	0	1	0	1	E	Desjardins	3	2	0	2	0	12	E
Jagr	3	0	2	2	0	4	-2	Lefebvre	2	1	1	2	4	2	-1
Leach	1	1	0	1	0	2	+1	McPhee	3	1	1	2	4	10	+2
Lemieux	1	1	0	1	0	7	-1	Keane	3	0	2	2	0	4	+3
Loney	2	1	0	1	2	6	+1	Lebeau	2	1	0	1	0	5	-3
S. Young	2	1	0	1	0	4	+2	Schneider	3	1	0	1	0	9	+2
Errey	3	1	0	1	0	4	+2	Chorske	3	0	1	1	2	1	-1
Francis	1	0	1	1	0	1	E	Svoboda	3	0	1	1	4	2	E
Murphy	1	0	1	1	0	0	E	Skrudland	3	0	1	1	9	3	E
Trotter	1	0	1	1	0	0	+1	Diduck	1	0	0	0	0	0	-1
Hillier	2	0	1	1	2	0	-2	Pederson	1	0	0	0	0	1	E
Roberts	2	0	1	1	4	0	E	Dufresne	2	0	0	0	0	0	+1
Taglianetti	2	0	1	1	0	0	+1	Odelein	2	0	0	0	2	1	E
Recchi	3	0	1	1	2	9	-3	Cassels	3	0	0	0	2	3	-2
Stanton	3	0	1	1	2	0	+2	Corson	3	0	0	0	2	5	-2
Dahquist	1	0	0	0	2	0	-2	Roy	3	0	0	0	0	0	-
Daniels	1	0	0	0	0	0	E								
Hrdina	1	0	0	0	0	1	-1								
Jennings	1	0	0	0	2	1	-1								
Johnson	1	0	0	0	2	0	-2								
Pietrangelo	1	0	0	0	0	0	-								
Samuelsson	1	0	0	0	4	1	+1								
Tanti	1	0	0	0	0	2	-3								
W. Young	1	0	0	0	0	0	-								
Barrasso	2	0	0	0	2	0	-								
Pederson	2	0	0	0	0	0	E								
Gilhen	3	0	0	0	0	4	+1								
TOTAL	3	(11-20-31)	39	77				TOTAL	3	(15-25-40)	37	119			

GOALTENDERS

	GP	MP	GF	GA	ENG	SO	AVG	SAVES	SPCT	W-L-T
Young (P)	1	39:49	1	1	0	0	1.51	22	.957	0-0-0
Barrasso (P)	2	123:54	8	9	0	0	4.36	66	.880	0-1-1
Pietrangelo (P)	1	20:11	2	5	0	0	14.86	16	.762	0-1-0
PITTSBURGH TOTAL	3	185	11	15	0	0	4.86	104	.874	0-2-1

Roy (M)	3	185	15	11	0	0	3.57	66	.857	2-0-1
MONTREAL TOTAL	3	185	15	11	0	0	3.57	66	.857	2-0-1

POWER PLAY GOALS:

PITTSBURGH (2 for 7) -Brown & Zalapski

MONTREAL (4 for 10) -Richer, Daigneault, LeBeau & Lefebvre

SHORTHANDED GOALS:

PITTSBURGH (1) - S. Young

All-Time vs CANADIENS

	GP	W	L	T	PTS	GF	GA
Pittsburgh Home	54	16	29	9	41	159	204
Pittsburgh Away	54	4	45	5	13	133	283
1967-1991 TOTAL	108	20	74	14	54	292	487

LAST WIN BY:

PITTSBURGH at Home: October 14, 1989 (2-1 OT) (0-1-1 since last win)

PITTSBURGH on Road: October 29, 1988 (5-4) (0-3-0 since last win)

MONTREAL at Home: January 6, 1991 (6-3) (0-0-0 since last win)

MONTREAL on Road: October 23, 1990 (5-4) (0-0-1 since last win)

PITTSBURGH VS NEW JERSEY

1990-91	GP	W	L	T	PTS	GF	GA	PPG	SHG	PEN	PIM
PITTSBURGH	7	4	3	0	8	37	31	8-36	2	68	188
NEW JERSEY	7	3	4	0	6	31	37	9-38	0	67	186

AT PITTSBURGH (4-0-0)

Oct. 7 New Jersey 4 (Terreri) at **PITTSBURGH 7 (BARRASSO)**
 Oct. 27 Pittsburgh 5 (Young) at **NEW JERSEY 7 (BURKE)**
 Dec. 13 New Jersey 5 (Terreri) at **PITTSBURGH 9 (YOUNG)**
 Jan. 5 New Jersey 2 (Terreri) at **PITTSBURGH 5 (BARRASSO)**
 Jan. 22 New Jersey 3 (Burke) at **PITTSBURGH 5 (BARRASSO)**
 Feb. 22 Pittsburgh 2 (Barrasso) at **NEW JERSEY 5 (TERRERI)**
 Mar. 19 Pittsburgh 4 (Barrasso) at **NEW JERSEY 5 (TERRERI)**

Young replaced Barrasso at 40:00 on Oct. 27th
 Terreri replaced Burke at 29:31 on Dec. 13th
 Young replaced Barrasso at 40:00 on Feb. 22nd

AT NEW JERSEY (0-3-0)

WG - Jagr
 WG - MacLean
 WG - Coffey
 WG - Recchi
 WG - Cullen
 WG - Kasatonov
 WG - Sundstrom

GOALS & SHOTS BY PERIODS:

	1ST	2ND	3RD	OVT	TOTAL
PITTSBURGH	11-78	15-66	11-60	—	37-204
NEW JERSEY	9-91	11-76	11-74	—	31-241

PITTSBURGH	GP	G	A	PTS	PIM	SOG	+/-	NEW JERSEY	GP	G	A	PTS	PIM	SOG	+/-
Cullen	6	5	6	11	11	17	+4	Kasatonov	7	2	7	9	23	13	-3
Recchi	7	5	6	11	2	20	+5	Driver	7	0	9	9	2	16	+3
Coffey	7	3	7	10	27	15	+7	Muller	7	3	5	8	7	24	+4
Stevens	7	2	6	8	31	23	E	Shanahan	6	3	4	7	15	17	+4
Mullen	4	4	3	7	2	8	+5	MacLean	7	3	4	7	6	21	-2
Zalapski	6	1	5	6	8	11	E	Sundstrom	6	2	3	5	6	10	+3
Trottier	5	2	3	5	2	7	+2	Stastny	7	1	4	5	4	15	-1
Jagr	7	3	1	4	0	11	-4	Morris	4	0	5	5	6	5	-3
Murphy	5	2	2	4	4	6	+1	Ciger	4	0	1	4	0	10	-4
Hrdina	3	0	4	4	2	5	E	Weinreich	6	2	2	4	15	9	+2
Gilhen	7	3	0	3	2	11	-2	Brown	6	2	1	3	2	14	+1
Tanti	4	1	2	3	2	5	+4	Boschman	7	2	1	3	10	14	E
Roberts	5	1	2	3	16	1	+3	Lemieux	7	2	1	3	4	20	E
Errey	7	1	2	3	14	7	-1	Conacher	6	1	2	3	0	3	-1
Pederson	4	0	3	3	0	1	+2	Fetisov	6	0	3	3	4	7	-5
Stanton	7	0	3	3	6	10	+1	Albelin	7	1	1	2	6	9	-4
Bourque	7	2	0	2	6	14	+3	Madill	1	1	0	1	14	4	+1
Lemieux	1	1	1	2	0	5	E	Poddubny	1	1	0	1	0	3	+1
Taglianetti	4	0	2	2	6	3	+6	Ysebaert	1	1	0	1	2	4	-1
Samuelsson	1	1	0	1	4	1	-1	Stewart	3	1	0	1	0	2	E
Francis	1	0	1	1	15	3	E	Skalde	1	0	1	1	7	5	+2
Brown	2	0	1	1	0	0	-2	Crowder	3	0	1	1	1	2	-2
Johnson	2	0	1	1	0	2	-2	Maley	5	0	1	1	12	5	+1
S. Young	4	0	1	1	2	10	-1	Miller	1	0	0	0	0	0	+1
Loney	5	0	1	1	7	4	+2	Norwood	1	0	0	0	0	0	-3
Daniels	1	0	0	0	0	1	E	O'Connor	1	0	0	0	0	1	+1
Caufield	2	0	0	0	5	0	E	Burke	3	0	0	0	2	0	-
Dahlquist	2	0	0	0	2	2	-1	Daneyko	5	0	0	0	33	9	-4
Hillier	3	0	0	0	0	1	E	Terreri	5	0	0	0	0	0	-
W. Young	3	0	0	0	0	0	-								
Barrasso	7	0	0	0	2	0	-								
Bench					2										
TOTAL	7	7	(37-63-100)	188	204			TOTAL	7	7	(31-56-87)	186	241		

GOALTENDERS

	GP	MP	GF	GA	ENG	SO	AVG	SAVES	SPCT.	W-L-T
Barrasso (P)	7	318:33	26	23	0	0	4.33	104	.819	3-2-0
Young (P)	3	100	10	8	0	0	4.80	38	.826	1-1-0
PITTSBURGH TOTAL	7	420	37	31	0	0	4.43	142	.829	4-3-0
Terreri (NJ)	5	271:29	18	21	1	0	4.64	98	.824	2-3-0
Burke (NJ)	3	149:31	13	15	0	0	6.02	69	.821	1-1-0
NEW JERSEY TOTAL	7	420	31	37	0	0	5.29	167	.819	3-4-0

POWER PLAY GOALS:

PITTSBURGH (8 for 36) - Mullen (2), Cullen, Recchi, Coffey, Murphy & Stevens
NEW JERSEY (9 for 38) - Muller (3), MacLean (2), Ciger Lemieux, Weinrich & Sundstrom

All-Time vs DEVILS

	GP	W	L	T	PTS	GF	GA
Pittsburgh Home	48	29	16	3	61	210	174
Pittsburgh Away	46	15	23	8	38	167	182
1974-1991 TOTAL	94	44	39	11	99	377	356

LAST WIN BY:

PITTSBURGH at Home: January 5, 1991 (5-2) (0-0-0 since last win)
PITTSBURGH on Road: December 8, 1989 (3-2) (0-5-0 since last win)
NEW JERSEY at Home: March 19, 1991 (5-4) (0-0-0 since last win)
NEW JERSEY on Road: January 23, 1990 (4-2) (0-5-0 since last win)

PITTSBURGH VS NY ISLANDERS

1990-91	GP	W	L	T	PTS	GF	GA	PPG	SHG	PEN	PIM
PITTSBURGH	7	5	2	0	10	33	23	8-26	2	42	98
NY ISLANDERS	7	2	5	0	4	23	33	5-26	0	40	109

AT PITTSBURGH (2-1-0)

Oct. 13	PITTSBURGH 6 (PIETRANGELO) at NY Islanders 4 (Hackett)
Oct. 28	NY Islanders 3 (Maneluk) at PITTSBURGH 8 (PIETRANGELO)
Dec. 22	PITTSBURGH 4 (BARRASSO) at NY Islanders 3 (Healy)
Dec. 23	NY ISLANDERS 4 (HACKETT) at Pittsburgh 3 (Pietrangelo)
Feb. 14	NY Islanders 2 (Healy) at PITTSBURGH 5 (BARRASSO)
Feb. 16	Pittsburgh 3 (Barrasso) at NY ISLANDERS 4 (HEALY)
Mar. 10	PITTSBURGH 4 (BARRASSO) at NY Islanders 3 (Hackett)

AT NY ISLANDERS (3-1-0)

WG - Jagr
WG - Jagr
WG - Errey
WG - Flatley*
WG - Cullen
WG - Flatley
WG - Recchi

Hackett replaced Healy at 20:00 on Oct. 13th
Lorenz replaced Maneluk at 40:00 on Oct. 28th
* Flatley scored at 4:29 of overtime on Dec. 23rd

GOALS & SHOTS BY PERIODS:

	1ST	2ND	3RD	OVT	TOTAL
PITTSBURGH	9-78	14-76	10-65	0-0	33-219
NY ISLANDERS	6-61	8-81	8-71	1-2	23-215

PITTSBURGH GP						NY ISLANDERS GP									
G	A	PTS	PIM	SOG	+/-	G	A	PTS	PIM	SOG	+/-				
Recchi	7	4	11	15	7	14	+5	Flatley	6	6	2	8	6	18	+1
Cullen	6	1	9	10	10	11	+3	LaFontaine	7	4	4	8	0	21	-1
Jagr	7	5	4	9	0	10	+5	King	6	1	3	4	2	15	-2
Errey	7	4	2	6	2	17	+3	Tucker	2	2	1	3	2	3	+1
Bourque	7	2	3	5	0	13	+4	Volek	7	2	1	3	7	26	-5
Coffey	6	1	4	5	4	20	-2	Norton	5	1	2	3	0	12	-1
Zalapski	6	1	4	5	4	13	+7	Wood	6	1	2	3	7	13	-1
Stevens	7	3	1	4	4	27	-2	Berg	7	1	2	3	4	8	-3
Brown	2	2	2	4	0	5	+2	Nylund	7	0	3	3	4	9	E
Stanton	7	0	4	4	6	9	+3	Sutter	7	0	3	3	2	15	-3
Taglianetti	3	2	1	3	12	3	+3	McDonough	5	2	0	2	0	5	-2
Mullen	2	1	2	3	0	4	E	Crossman	2	0	2	2	0	2	+1
Lemieux	3	2	0	2	2	10	+1	McBean	5	0	2	2	2	10	-3
Gilhen	7	2	0	2	4	9	+3	Ludwig	7	0	2	2	4	9	-3
Loney	5	1	1	2	5	11	+1	Chynoweth	3	1	0	1	2	4	-2
Murphy	4	0	2	2	0	8	-2	Ferraro	4	1	0	1	0	8	-3
Roberts	6	0	2	2	8	4	+2	Chyzowski	6	1	0	1	4	4	-1
Trottier	6	0	2	2	2	6	-1	Guay	1	0	1	1	2	3	+1
Pederson	2	1	0	1	0	2	E	Parks	1	0	1	1	0	0	E
Tanti	4	1	0	1	4	6	-3	Dalgarno	2	0	1	1	2	0	E
Daniels	1	0	1	1	0	0	+2	Baumgartner	6	0	1	1	8	0	-1
Francis	1	0	1	1	0	1	+1	Lauer	6	0	1	1	0	12	-2
Dahlquist	2	0	1	1	2	1	+2	Reekie	6	0	1	1	10	10	+5
Hrdina	3	0	1	1	0	2	-2	Lorenz	1	0	0	0	0	0	-
Caufield	1	0	0	0	2	1	E	Maneluk	1	0	0	0	0	0	-
Jennings	1	0	0	0	0	0	E	Hackett	3	0	0	0	0	0	-
Johnson	1	0	0	0	0	2	E	Fitzgerald	4	0	0	0	2	2	-2
Leach	1	0	0	0	0	0	-1	Healy	4	0	0	0	0	0	-
Paek	1	0	0	0	2	0	+2	Vukato	4	0	0	0	19	1	-1
Samuelsson	1	0	0	0	4	1	E	Pilon	5	0	0	0	20	5	-4
Pietrangelo	3	0	0	0	4	0	-	Bench					2		
Barrasso	4	0	0	0	0	0	-								
Hillier	4	0	0	0	8	0	E								
Young, S.	5	0	0	0	2	9	-3								
TOTAL	7	(33-58-91)	98	219				TOTAL	7	(23-35-58)	109	215			

GOALTENDERS

	GP	MP	GF	GA	ENG	SO	AVG	SAVES	SPCT.	W-L-T
Barrasso (P)	4	239:42	16	12	0	0	3.00	127	.914	3-1-0
Pietrangelo (P)	3	184:29	17	11	0	0	3.58	65	.855	2-1-0
PITTSBURGH TOTAL	7	420:29	33	23	0	0	3.28	192	.893	5-2-0
Lorenz (NYI)	1	20	1	1	0	0	3.00	10	.909	0-0-0
Hackett (NYI)	3	163:44	9	10	0	0	3.67	67	.870	1-2-0
Healy (NYI)	4	198:33	11	15	0	0	4.53	83	.847	1-2-0
Maneluk (NYI)	1	40	2	7	0	0	10.50	26	.788	0-1-0
NY ISLANDERS TOTAL	7	420:29	23	33	0	0	4.71	186	.849	2-5-0

POWER PLAY GOALS:

PITTSBURGH (8 for 26) - Stevens (3), Brown, Mullen, Tanti, Recchi & Jagr
NY ISLANDERS (5 for 26) - King, Wood, Norton, Flatley & Tucker
PITTSBURGH (2) - Gilhen & Errey

SHORTHANDED GOALS:

All-Time vs ISLANDERS

	GP	W	L	T	PTS	GF	GA
Pittsburgh Home	54	25	19	10	60	206	184
Pittsburgh Away	55	14	33	8	36	170	241
1972-1991 TOTAL	109	39	52	18	96	376	425

LAST WIN BY:

PITTSBURGH at Home: February 14, 1991 (5-2) (0-0-0 since last win)
PITTSBURGH on Road: March 10, 1991 (4-3) (0-0-0 since last win)
NY ISLANDERS at Home: February 16, 1991 (4-3) (0-1-0 since last win)
NY ISLANDERS on Road: December 23, 1990 (4-3 OT) (0-1-0 since last win)

PITTSBURGH VS NY RANGERS

1990-91	GP	W	L	T	PTS	GF	GA	PPG	SHG	PEN	PIM
PITTSBURGH	7	4	3	0	8	32	28	11-34	1	59	143
NY RANGERS	7	3	4	0	6	28	32	8-37	0	54	144

AT PITTSBURGH (2-2-0)

Oct. 20	NY RANGERS 4 (Vanbiesbrouck) at Pittsburgh 3 (Barrasso)	WG-Mullen
Nov. 3	NY Rangers 1 (Richter) at PITTSBURGH 3 (PIETRANGELO)	WG-Recchi
Dec. 3	PITTSBURGH 9 (BARRASSO) at NY Rangers 4 (Richter)	WG-Stanton
Jan. 3	NY RANGERS 7 (VANBIESBROUCK) at Pittsburgh 5 (Barrasso)	WG-Sheppard
Mar. 17	PITTSBURGH 4 (BARRASSO) at NY Rangers 2 (Richter)	WG-Stevens
Mar. 21	NY Rangers 4 (Vanbiesbrouck) at PITTSBURGH 5 (BARRASSO)	WG-Stevens*
Mar. 31	Pittsburgh 3 (Pietrangelo) at NY RANGERS 6 (RICHTER)	WG-Mallette

Richter replaced Vanbiesbrouck at 20:00 on Dec. 3rd

Young replaced Barrasso at 40:00 on Jan. 3rd

* Stevens scored at 0:13 of overtime on Mar. 21st

GOALS & SHOTS BY PERIODS

	1ST	2ND	3RD	OVT	TOTAL
PITTSBURGH	10-72	11-70	10-70	1-1	32-213
NY RANGERS	7-82	15-68	6-74	0-0	28-224

PITTSBURGH	GP	G	A	PTS	PIM	SOG	+/-	NY RANGERS	GP	G	A	PTS	PIM	SOG	+/-
Cullen	4	4	9	13	2	12	+6	Leetch	7	0	8	8	0	9	-7
Recchi	6	2	10	12	4	10	+3	Mullen	7	2	5	7	4	14	E
Stevens	7	7	4	11	2	26	+5	Nicholls	6	3	3	6	8	18	E
Coffey	6	2	7	9	10	17	-3	Patrick	5	1	5	6	0	9	+1
Bourque	7	4	1	5	15	16	+3	Sheppard	5	1	5	6	0	17	+1
Mullen	4	2	2	4	0	8	E	Gartner	7	5	1	6	6	28	-1
S. Young	4	1	3	4	2	13	+1	Turcotte	7	3	2	5	6	24	-3
Jagr	7	0	4	4	8	16	-4	Kisio	4	2	2	4	2	5	-1
Lemieux	2	2	1	3	2	4	-1	Ogrodnick	6	1	3	4	0	13	+1
Gilhen	7	2	1	3	4	13	-1	Mallette	7	3	0	3	8	13	-4
Francis	3	1	2	3	0	9	+2	Janssens	5	2	1	3	19	7	+2
Errey	6	1	2	3	4	10	-1	Horava	5	0	3	3	4	7	+2
Zalapski	4	0	3	3	2	5	+2	Millen	1	1	1	2	0	2	+1
Roberts	5	1	1	2	8	4	-2	Broten	3	1	1	2	0	5	+1
Tanti	3	0	2	2	4	6	+2	Miller	4	1	1	2	0	4	-1
Trotter	4	0	2	2	4	3	+2	King	7	1	1	2	16	6	-2
Stanton	6	0	2	2	2	3	E	Rice	3	1	0	1	2	3	+2
Dahlquist	2	1	0	1	8	2	+4	Ruff	1	0	1	1	0	0	+2
Leach	2	1	0	1	0	3	-1	Rochefort	2	0	1	1	0	0	+1
Loney	4	1	0	1	2	7	-2	Hull	4	0	1	1	0	5	+3
Hrdina	2	0	1	1	2	2	-1	Erixon	4	0	1	1	0	2	E
Samuelsson	3	0	1	1	6	4	+1	Shaw	5	0	1	1	6	5	-2
Barrasso	5	0	1	1	2	0	-	Molier	6	0	1	1	8	14	-1
Daniels	1	0	0	0	0	0	E	Bloemberg	1	0	0	0	0	1	+2
Paek	1	0	0	0	7	0	E	Kocur	1	0	0	0	22	0	-1
Priestlay	1	0	0	0	0	1	-1	Domi	2	0	0	0	9	1	-2
W. Young	1	0	0	0	0	0	-	Vial	2	0	0	0	6	1	-1
Hillier	2	0	0	0	0	1	+1	Cirella	3	0	0	0	4	5	+3
Pietrangelo	2	0	0	0	0	0	-	Richter	4	0	0	0	0	0	-
Brown	3	0	0	0	20	5	-2	Vanbiesb.	4	0	0	0	2	0	-
Jennings	3	0	0	0	2	1	-1	Hardy	6	0	0	0	14	5	+4
Johnson	3	0	0	0	0	4	+1								
Pederson	3	0	0	0	0	2	-2								
Taglianetti	3	0	0	0	0	0	E								
Caulfield	4	0	0	0	15	0	-2								
Murphy	4	0	0	0	2	6	-4								
Bench					4										
TOTAL	7		(32-59-91)	143	213			TOTAL	7		(28-48-76)	144	213		

GOALTENDERS

	GP	MP	GF	GA	ENG	SO	AVG	SAVES	SPCT.	W-L-T
Young (P)	1	20	3	1	0	0	3.00	6	.857	0-0-0
Pietrangelo (P)	2	120	6	7	0	0	3.50	62	.899	1-1-0
Barrasso (P)	5	280:08	23	20	0	0	4.28	128	.865	3-2-0
PITTSBURGH TOTAL	7	420:13	32	28	0	0	3.99	196	.875	4-3-0
Richter (NYR)	4	219:03	12	15	0	0	4.10	93	.861	1-3-0
Vanbiesbrouck (NYR)	4	200:13	16	17	0	0	5.10	88	.838	2-1-0
NY RANGERS TOTAL	7	420:13	28	32	0	0	4.57	181	.850	3-4-0

POWER PLAY GOALS:

PITTSBURGH (11 for 34) - Stevens (4), Mullen, Recchi, Coffey, Cullen, Lemieux & Gilhen
 NY RANGERS (8 for 37) - Gartner (2), Turcotte (2), Kisio (2), Patrick & Millen

All-Time vs RANGERS

	GP	W	L	T	PTS	GF	GA
Pittsburgh Home	69	25	33	11	61	243	255
Pittsburgh Away	68	26	35	7	59	237	285
1967-1991 TOTAL	137	51	68	18	120	480	540

LAST WIN BY:

PITTSBURGH at Home:
PITTSBURGH on Road:
NY RANGERS at Home:
NY RANGERS on Road:

March 21, 1991 (5-4) OT (0-0-0 since last win)
 March 17, 1991 (4-2) (0-1-0 since last win)
 March 31, 1991 (6-3) (0-0-0 since last win)
 January 3, 1991 (7-5) (0-1-0 since last win)

PITTSBURGH VS PHILADELPHIA

	GP	W	L	T	PTS	GF	GA	PPG	SHG	PEN	PIM
1990-91											
PITTSBURGH	7	2	4	1	5	24	26	8-42	1	43	100
PHILADELPHIA	7	4	2	1	9	26	24	5-27	0	55	138

AT PITTSBURGH (0-2-1)

Oct. 16	PHILADELPHIA 5 (WREGGET) at Pittsburgh 1 (Barraso)
Oct. 30	PITTSBURGH 6 (PIETRANGELO) at Philadelphia 2 (Wregget)
Nov. 21	PHILADELPHIA 5 (HOFFORT) at Pittsburgh 4 (Barraso)
Jan. 15	Pittsburgh 4 (Barraso) at PHILADELPHIA 5 (HEXTALL)
Jan. 31	Pittsburgh 2 (Young) at PHILADELPHIA 4 (HEXTALL)
Mar. 26	PITTSBURGH 3 (BARRASSO) at Philadelphia 1 (Peeters)
Mar. 30	Philadelphia 4 (Wregget) at Pittsburgh 4 (Barraso)

AT PHILADELPHIA (2-2-0)

WG - Smith
WG - Caulfield
WG - Eklund
WG - Ricci
WG - Mellanby
WG - Lemieux

Hoffort replaced Peeters at 42:53 on Nov. 21st
Hextall replaced Peeters at 33:19 on Jan. 15th

GOALS & SHOTS BY PERIODS:

	1ST	2ND	3RD	OVT	TOTAL
PITTSBURGH	7-58	8-65	9-74	0-2	24-199
PHILADELPHIA	10-94	7-73	9-77	0-2	26-246

PITTSBURGH	GP	G	A	PTS	PIM	SOG	+/-	PHILADELPHIA	GP	G	A	PTS	PIM	SOG	+/-
Coffey	7	2	6	8	12	31	-4	Samuelsson	7	2	5	7	4	20	+5
Recchi	7	2	6	8	4	14	-2	Eklund	7	3	3	6	0	15	+1
Lemieux	3	4	1	5	0	13	+2	Mellanby	6	4	1	5	0	17	+4
Jagr	7	1	4	5	2	16	E	Ricci	5	2	3	5	6	6	+2
Errey	7	2	2	4	7	11	+1	Sutter	7	2	3	5	6	19	+5
Cullen	5	1	3	4	6	10	-5	Tocchet	5	4	0	4	16	22	+1
Murphy	4	1	2	3	4	8	-2	Murphy	7	1	3	4	8	24	E
Johnson	2	0	3	3	2	0	E	Berube	6	2	1	3	19	6	+2
Hrdina	3	0	3	3	0	9	+1	Kerr	4	1	2	3	2	9	-3
Gilhen	5	2	0	2	0	6	+1	Smith	6	1	2	3	2	6	+1
Bourque	6	2	0	2	2	10	-1	Carkner	7	1	2	3	6	12	+7
Francis	2	0	1	1	2	3	-2	Lacombe	5	0	3	3	2	4	E
Brown	3	1	1	2	2	4	+1	Acton	7	0	3	3	4	8	E
Caulfield	4	1	1	2	2	1	+1	Horacek	3	1	1	2	2	6	E
Mullen	4	1	1	2	0	5	-1	Kushner	5	1	1	2	7	5	+1
Roberts	6	1	1	2	2	2	+2	Howe	3	0	2	2	4	9	+3
Stevens	7	1	1	2	12	12	-8	Latal	6	0	2	2	2	9	-5
Young, S.	3	0	2	2	15	2	E	Craven	7	0	2	2	6	14	-1
Loney	4	1	0	1	2	1	-1	Hostak	5	1	0	1	4	10	E
Stanton	4	1	0	1	2	7	E	Daniels	1	0	1	1	0	0	E
Daniels	1	0	1	1	0	2	+1	Hextall	2	0	1	1	0	0	-
Priestlay	1	0	1	1	0	1	+1	Murray	2	0	1	1	15	5	+1
Trotter	4	0	1	1	2	5	-2	Hoffort	1	0	0	0	0	0	-
Pederson	5	0	1	1	0	2	-2	Huffman	1	0	0	0	0	1	-2
Leach	1	0	0	0	0	1	E	Jensen	1	0	0	0	0	3	+1
Paek	1	0	0	0	0	0	E	Fenyves	2	0	0	0	4	0	E
Pietrangelo	1	0	0	0	0	0	-	Pederson	2	0	0	0	5	2	E
Young, W.	1	0	0	0	0	0	-	Peeters	3	0	0	0	0	0	-
Hillier	2	0	0	0	0	1	-4	Wregget	3	0	0	0	4	0	E
Jennings	2	0	0	0	0	3	+1	Baron	5	0	0	0	2	10	+2
Samuelsson	2	0	0	0	2	5	+2	Chychrn	5	0	0	0	6	4	-1
Tanti	2	0	0	0	0	1	E								
Dahlquist	3	0	0	0	4	1	-3								
Taglianetti	4	0	0	0	2	3	-1								
Barraso	5	0	0	0	2	0	-								
Zalapski	5	0	0	0	10	8	-1								
TOTAL	7	(24-42-66)	100	199				TOTAL	7	(26-42-68)	138	246			

GOALTENDERS

	GP	MP	GF	GA	ENG	SO	AVG	SAVES	SPCT.	W-L-T
Pietrangelo (P)	1	60	6	2	0	0	2.00	33	.943	1-0-0
Barraso (P)	5	304	16	20	0	0	3.95	165	.891	1-3-1
Young (P)	1	60	2	4	0	0	4.00	22	.846	0-1-0
PITTSBURGH TOTAL	7	425	24	26	0	0	3.67	220	.894	2-4-1
Hextall (PH)	2	87:21	5	3	0	0	2.06	33	.917	2-0-0
Wregget (PH)	3	185	11	11	0	0	3.57	80	.879	1-1-1
Peeters (PH)	3	134:10	9	8	0	0	3.57	54	.871	0-1-0
Hoffort (PH)	1	17:07	1	2	0	0	7.01	8	.800	1-0-0
PHILADELPHIA TOTAL	7	425	26	24	0	0	3.39	175	.879	4-2-1

POWER PLAY GOALS:

PITTSBURGH (8 for 42) - Lemieux (3), Recchi, Mullen, Cullen, Coffey & Jagr
PHILADELPHIA (5 for 27) - Ricci (2), Carkner, Eklund & Tocchet
PITTSBURGH (1) - Lemieux

All-Time vs FLYERS

	GP	W	L	T	PTS	GF	GA
Pittsburgh Home	73	28	31	14	70	231	239
Pittsburgh Away	75	10	59	6	26	177	338
1967-1991 TOTAL	148	38	90	20	96	408	577

LAST WIN BY:

PITTSBURGH at Home February 20, 1990 (6-4) (0-2-1 since last win)
PITTSBURGH on Road March 26, 1991 (3-1) (0-0-0 since last win)
PHILADELPHIA at Home January 31, 1991 (4-2) (0-1-0 since last win)
PHILADELPHIA on Road November 21, 1990 (5-4) (0-0-1 since last win)

PITTSBURGH VS QUEBEC

1990-91	GP	W	L	T	PTS	GF	GA	PPG	SHG	PEN	PIM
PITTSBURGH	3	3	0	0	8	18	11	5-14	1	27	72
QUEBEC	3	0	3	0	0	11	18	2-10	0	32	90

AT PITTSBURGH (2-0-0)

Oct. 25 Quebec 3 (Tugnutt) at PITTSBURGH 6 (PIETRANGELO)

Jan. 26 PITTSBURGH 6 (YOUNG) at Quebec 5 (Tugnutt)

Mar. 16 Quebec 3 (Tugnutt) at PITTSBURGH 6 (BARRASSO)

Tugnutt replaced Tanner at 12:45 on Oct. 25th

AT QUEBEC (1-0-0)

WG - Stevens

WG - Coffey

WG - Recchi

GOALS & SHOTS BY PERIODS:

	1ST	2ND	3RD	OVT	TOTAL
PITTSBURGH	7-42	6-31	5-28	—	18-101
QUEBEC	2-30	3-19	6-29	—	11-78

PITTSBURGH	GP	G	A	PTS	PIM	SOG	+/-	QUEBEC	GP	G	A	PTS	PIM	SOG	+/-
Stevens	3	4	3	7	2	13	+3	Sundin	3	3	1	4	4	11	-2
Recchi	3	4	2	6	0	10	+4	Sakic	3	1	3	4	0	4	-1
Cullen	2	1	3	4	0	10	+4	Morin	2	0	4	4	0	2	+3
Stanton	3	0	4	4	4	2	+7	Anderson	3	1	2	3	0	4	+2
Trottier	1	2	1	3	0	2	+3	Hough	3	1	2	3	2	5	-2
Coffey	3	1	2	3	8	11	-3	Pearson	2	2	0	2	2	5	E
Errey	3	1	2	3	4	7	E	Lafleur	3	1	1	2	0	7	+2
Jagr	3	1	2	3	0	4	+2	Leschyshyn	2	1	0	1	2	2	-1
Lemieux	2	0	3	3	0	3	E	McKegney	2	1	0	1	0	4	-1
Murphy	2	0	3	3	0	2	+2	Fortier	1	0	1	1	2	2	-1
Brown	1	1	1	2	5	3	+1	Gusarov	2	0	1	1	2	2	-4
Samuelsson	1	0	2	2	0	0	+2	Hrkac	2	0	1	1	0	1	-1
Zalapski	2	0	2	2	2	2	+4	Nolan	3	0	1	1	5	4	-1
Hrdina	1	1	0	1	0	3	E	Broten	1	0	0	0	2	4	-1
Loney	1	1	0	1	5	2	+2	Deblcis	1	0	0	0	0	0	-1
Pederson	3	1	0	1	7	1	E	Doyon	1	0	0	0	0	0	-1
Barrasso	1	0	1	1	0	0	-	Gillis	1	0	0	0	4	2	E
Jennings	1	0	1	1	12	0	E	Lapointe	1	0	0	0	0	0	-2
Mullen	1	0	1	1	2	1	E	McNeill	1	0	0	0	0	1	E
Young, S.	2	0	1	1	0	11	+1	McRae	1	0	0	0	2	1	E
Bourque	3	0	1	1	13	1	E	Petit	1	0	0	0	0	3	-2
Dahlquist	1	0	0	0	0	1	E	Raglan	1	0	0	0	7	0	E
Daniels	1	0	0	0	0	1	-1	Tanner	1	0	0	0	0	0	E
Francis	1	0	0	0	0	3	-1	Twist	1	0	0	0	0	1	E
Hillier	1	0	0	0	0	0	-1	Vermette	1	0	0	0	0	1	-3
Johnson	1	0	0	0	0	1	-1	Loiselle	2	0	0	0	9	4	-3
Leach	1	0	0	0	0	2	E	Sanipass	2	0	0	0	28	0	E
Pietrangelo	1	0	0	0	0	0	-	Finn	3	0	0	0	17	2	E
Roberts	1	0	0	0	2	0	+1	Tugnutt	3	0	0	0	0	0	-
Young, W.	1	0	0	0	0	0	-	Velischek	3	0	0	0	2	2	-7
Gilhen	2	0	0	0	4	0	-2	Wolanin	3	0	0	0	0	4	+2
Taglianetti	2	0	0	0	0	4	-2								
Tanti	2	0	0	0	2	1	-1								
TOTAL	3	(18-35-53)			72	101		TOTAL	3	(11-17-28)			90	78	

GOALTENDERS

	GP	MP	GF	GA	ENG	SO	AVG	SAVES	SPCT.	W-L-T
Barrasso (P)	1	60	6	3	0	0	3.00	20	.870	1-0-0
Pietrangelo (P)	1	60	6	3	0	0	3.00	19	.864	1-0-0
Young (P)	1	60	6	5	0	0	5.00	28	.848	1-0-0
PITTSBURGH TOTAL	3	180	18	11	0	0	3.67	67	.859	3-0-0
Tugnutt (Q)	3	166:25	10	15	0	0	5.41	83	.847	0-3-0
Tanner (Q)	1	12:45	1	3	0	0	14.46	0	.000	0-0-0
QUEBEC TOTAL	3	180	11	18	0	0	6.00	83	.822	0-3-0

POWER PLAY GOALS:

PITTSBURGH (5 for 14) - Stevens (2), Recchi (2) & Cullen

QUEBEC (2 for 10) - Leschyshyn & Anderson

SHORTHANDED GOALS:

PITTSBURGH (1) - Trottier

PENALTY SHOT:

Pearson scored vs Barrasso on Mar. 26th

All-Time vs NORDIQUES

	GP	W	L	T	PTS	GF	GA
Pittsburgh Home	19	11	6	2	24	85	78
Pittsburgh Away	19	9	10	0	18	73	87
1979-1991 TOTAL	38	20	16	2	42	158	165

LAST WIN BY:

PITTSBURGH at Home:

March 16, 1991 (6-3) (0-0-0 since last win)

PITTSBURGH on Road:

January 26, 1991 (6-5) (0-0-0 since last win)

QUEBEC at Home:

February 26, 1990 (3-2) (0-1-0 since last win)

QUEBEC on Road:

November 3, 1988 (6-2) (0-4-0 since last win)

PITTSBURGH VS ST. LOUIS

	GP	W	L	T	PTS	GF	GA	PPG	SHG	PEN	PIM
1990-91 PITTSBURGH	3	1	2	0	2	9	10	2-14	0	17	64
ST. LOUIS	3	2	1	0	4	10	9	4-12	0	18	36

AT PITTSBURGH (1-1-0)

Oct. 9	Pittsburgh 3 (Pietrangelo) at ST. LOUIS 4 (Joseph)
Nov. 8	ST. LOUIS 3 (JOSEPH) at Pittsburgh 2 (Barrasso)
Dec. 31	St. Louis 3 (Joseph) at PITTSBURGH 4 (BARRASSO)

AT ST. LOUIS (0-1-0)

WG - Courtnall
WG - G. Cavallini
WG - Recchi

GOALS & SHOTS BY PERIODS

	1ST	2ND	3RD	OVT	TOTAL
PITTSBURGH	3-24	4-37	2-29	—	9-90
ST. LOUIS	3-30	3-37	4-38	—	10-105

PITTSBURGH	GP	G	A	PTS	PIM	SOG	+/-	ST. LOUIS	GP	G	A	PTS	PIM	SOG	+/-
Cullen	3	2	4	6	0	5	+2	Brown	3	0	4	4	0	7	E
Recchi	3	2	2	4	15	5	+2	Courtnall	3	2	1	3	0	9	E
Mullen	3	2	1	3	0	11	E	Hull	3	2	1	3	2	11	-2
Stevens	3	1	2	3	2	11	+3	Maclean	2	1	2	3	0	4	+3
Errey	3	1	1	2	4	2	E	Oates	2	0	3	3	0	5	-2
Stanton	3	1	1	2	2	3	+2	Cavallini, G.	3	1	1	2	2	6	E
Coffey	3	0	2	2	0	9	-2	Wilson	3	1	1	2	0	7	-2
Loney	1	0	1	1	0	2	E	Stevens	3	0	2	2	4	9	+1
Murphy	1	0	1	1	2	1	+1	Brind'Amour	3	0	2	2	2	4	+1
Pederson	2	0	1	1	0	2	+1	Momesso	3	0	2	2	2	3	+2
Brown	1	0	0	0	0	2	-1	Mongeau	1	1	0	1	0	3	E
Caufield	1	0	0	0	0	0	E	Sutter	2	1	0	1	0	5	E
Dahlquist	1	0	0	0	2	2	+1	Raglan	3	1	0	1	6	3	E
Daniels	1	0	0	0	0	0	E	Cavallini, P.	2	0	1	1	2	5	+1
Dineen	1	0	0	0	0	1	E	Dirk	1	0	0	0	2	1	E
Hillier	1	0	0	0	0	1	-1	Lavoie	1	0	0	0	0	4	E
Hrdina	1	0	0	0	0	1	E	Marios	2	0	0	0	0	2	-1
Pietrangelo	1	0	0	0	0	0	-	Ronning	2	0	0	0	0	3	E
Taglianetti	1	0	0	0	0	1	-2	Bassen	3	0	0	0	4	3	+3
Young, S.	1	0	0	0	0	1	E	Featherstone	3	0	0	0	6	4	-2
Barrasso	2	0	0	0	2	0	-	Joseph	3	0	0	0	0	0	-
Johnson	2	0	0	0	2	2	+2	Lowry	3	0	0	0	2	5	-4
Roberts	2	0	0	0	0	0	E	Snepsts	3	0	0	0	2	2	-1
Tanti	2	0	0	0	15	4	E								
Trottier	2	0	0	0	0	4	-1								
Bourque	3	0	0	0	16	2	-2								
Gilhen	3	0	0	0	0	6	E								
Jagr	3	0	0	0	2	6	-1								
Zalapski	3	0	0	0	0	6	+1								
TOTAL	3		(9-16-25)	64	90			TOTAL	2		(10-20-30)	36	105		

GOALTENDERS

	GP	MP	GF	GA	ENG	SO	AVG	SAVES	SPCT.	W-L-T
Barrasso (P)	2	119:34	6	6	0	0	3.01	71	.922	1-1-0
Pietrangelo (P)	1	59:14	3	4	0	0	4.05	24	.857	0-1-0
PITTSBURGH TOTAL	3	180	9	10	0	0	3.33	95	.905	1-2-0
Joseph (ST)	3	179:37	10	9	0	0	3.01	81	.900	2-1-0
ST. LOUIS TOTAL	3	180	10	9	0	0	3.01	81	.900	2-1-0

POWER PLAY GOALS:

PITTSBURGH (2 for 14) - Mullen & Recchi
 ST. LOUIS (4 for 12) - Hull (2), Mongeau & G. Cavallini

All-Time vs BLUES

	GP	W	L	T	PTS	GF	GA
Pittsburgh Home	53	23	19	11	57	194	163
Pittsburgh Away	54	13	36	5	31	146	214
1967-1991 TOTAL	107	36	55	16	88	340	377

LAST WIN BY:

PITTSBURGH at Home:	December 31, 1990 (4-3) (0-0-0 since last win)
PITTSBURGH on Road:	January 18, 1986 (5-2) (0-6-1 since last win)
ST. LOUIS at Home:	October 9, 1990 (4-3) (0-0-0 since last win)
ST. LOUIS on Road:	November 8, 1990 (3-2) (0-1-0 since last win)

PITTSBURGH VS TORONTO

	GP	W	L	T	PTS	GF	GA	PPG	SHG	PEN	PIM
1990-91 PITTSBURGH	3	2	1	0	4	20	15	3-18	1	26	63
TORONTO	3	1	2	0	2	15	20	4-16	3	26	76

AT PITTSBURGH (1-0-0)

Dec. 29 Pittsburgh 3 (Pietrangelo) at **TORONTO 6** (Ing)
 Jan. 17 **PITTSBURGH 6** (BARRASSO) at Toronto 5 (Ing)
 Feb. 21 Toronto 4 (Ing) at **PITTSBURGH 11** (BARRASSO)

AT TORONTO (1-1-0)

WG - Krushelnyski
 WG - S. Young *
 WG - Loney

* Young scored at 3:31 of overtime on Jan. 17th
 Reese replaced Ing at 32:02 on Feb. 21st
 Ing replaced Reese at 35:26 on Feb. 21st
 Reese replaced Ing at 40:00 on Feb. 21st

GOALS & SHOTS BY PERIODS:	1ST	2ND	3RD	OVT	TOTAL
PITTSBURGH	2-32	10-37	7-31	1-4	20-104
TORONTO	3-28	6-40	6-34	0-2	15-104

PITTSBURGH	GP	G	A	PTS	PIM	SOG	+/-	TORONTO	GP	G	A	PTS	PIM	SOG	+/-
Cullen	3	4	3	7	6	11	+1	Damphousse	3	1	4	5	4	12	-3
Recchi	3	1	4	5	0	4	-1	Krushelnyski	3	3	1	4	2	5	E
Zalapski	3	1	4	5	2	8	+2	DeBlois	3	2	2	4	4	4	E
Young, S.	3	3	1	4	0	6	+4	Petit	3	2	2	4	2	7	-1
Lemiux	1	1	3	4	0	7	+1	Zezel	2	1	2	3	0	11	-3
Murphy	3	0	4	4	4	13	E	Ellett	3	0	3	3	10	12	-1
Bourque	3	2	1	3	12	5	+1	Marios	3	2	0	2	4	7	-2
Jagr	3	2	1	3	0	4	+1	Broten	2	1	1	2	2	5	+3
Stevens	3	2	1	3	8	9	+2	Sacco	1	0	2	2	2	0	+2
Errey	3	1	2	3	4	9	E	Shedden	1	0	2	2	0	1	+2
Coffey	3	0	2	2	2	6	E	Gill	3	0	2	2	12	6	-3
Hillier	1	1	0	1	2	1	+5	Maguire	1	1	0	1	2	1	E
Loney	2	1	0	1	2	2	+2	Foligno	2	1	0	1	4	2	-3
Hrdina	3	1	0	1	5	7	+3	Leeman	2	1	0	1	0	2	-2
Tanti	2	0	1	1	2	0	E	Bracley	1	0	1	1	0	0	-2
Trottier	2	0	1	1	0	1	+1	Thornton	1	0	1	1	0	3	-1
Gilhen	3	0	1	1	2	1	E	Reid	2	0	1	1	0	7	-1
Pederson	1	0	0	0	0	1	E	Hannan	3	0	1	1	0	2	-2
Pietrangelo	1	0	0	0	0	0	-	Ramage	3	0	1	1	4	7	-5
Taglianetti	1	0	0	0	2	0	+2	Richardson	3	0	1	1	15	0	-2
Barrasso	2	0	0	0	6	0	E	Cimetta	1	0	0	0	0	0	-2
Mullen	2	0	0	0	6	-2		Clark	1	0	0	0	0	4	-1
Roberts	3	0	0	0	4	1	+3	Fergus	1	0	0	0	2	1	-2
Stanton	3	0	0	0	0	2	+2	Gocynnyuk	1	0	0	0	5	1	E
								lafrate	1	0	0	0	2	2	E
								Millar	1	0	0	0	0	0	E
								Reese	1	0	0	0	0	0	-
								Rouse	1	0	0	0	0	1	-1
								Fenton	2	0	0	0	0	1	-1
								Ing	3	0	0	0	0	0	-
TOTAL	3		(20-29-49)	63	104			TOTAL	3		(15-27-42)	76	104		

GOALTENDERS	GP	MP	GF	GA	ENG	SO	AVG	SAVES	SPCT.	W-L-T
Barrasso (P)	2	123:31	17	9	0	0	4.37	66	.880	2-0-0
Pietrangelo (P)	1	60	3	6	0	0	6.00	23	.793	0-1-0
PITTSBURGH TOTAL	3	183:31	20	15	0	0	4.90	89	.856	2-1-0
Ing (T)	3	155:33	15	14	0	0	5.40	77	.846	1-2-0
Reese (T)	1	23:24	0	6	0	0	15.39	7	.539	0-0-0
TORONTO TOTAL	3	183:31	15	20	0	0	6.54	84	.808	1-2-0

POWER PLAY GOALS: PITTSBURGH (3 for 18) - Stevens, Cullen & Recchi
 TORONTO (4 for 16) - Marios (2), Petit & Leeman
SHORTHANDED GOALS: PITTSBURGH (1) - Hrdina
 TORONTO (3) - DeBlois, Damphousse & Krushelnyski

All-Time vs MAPLE LEAFS	GP	W	L	T	PTS	GF	GA
Pittsburgh Home	50	26	19	5	57	199	167
Pittsburgh Away	50	17	23	10	44	169	206
1967-1991 TOTAL	100	43	42	15	101	368	373

LAST WIN BY:

PITTSBURGH at Home: February 21, 1991 (11-4) (0-0-0 since last win)
PITTSBURGH on Road: January 17, 1991 (6-5)(OT) (0-1-0 since last win)
TORONTO at Home: December 29, 1990 (6-3) (0-1-0 since last win)
TORONTO on Road: October 25, 1989 (8-6) (0-1-0 since last win)

PITTSBURGH VS VANCOUVER

1990-91	GP	W	L	T	PTS	GF	GA	PPG	SHG	PEN	PIM
PITTSBURGH	3	1	1	1	3	9	7	1-12	0	23	71
VANCOUVER	3	1	1	1	3	7	9	1-9	0	24	73

AT PITTSBURGH (1-0-1)

Dec. 7 Vancouver 2 (McLean) at Pittsburgh 2 (Pietrangelo)
 Feb. 21 Pittsburgh 3 (Pietrangelo) at **VANCOUVER 4 (MASON)**
 Mar. 5 Vancouver 1 (Gamble) at **PITTSBURGH 4 (BARRASSO)**

AT VANCOUVER (0-1-0)

WG - Diduck
 WG - Lemieux

GOALS & SHOTS BY PERIODS:

	1ST	2ND	3RD	OVT	TOTAL
PITTSBURGH	5-30	2-31	2-39	0-3	9-103
VANCOUVER	2-26	3-37	2-26	0-1	7-90

PITTSBURGH	GP	G	A	PTS	PIM	SOG	+/-	VANCOUVER	GP	G	A	PTS	PIM	SOG	+/-
Coffey	3	0	4	4	2	9	E	Larionav	3	2	0	2	2	5	E
Recchi	3	2	1	3	2	8	+2	Diduck	3	1	1	2	4	5	-1
Stevens	3	2	1	3	9	10	+1	Adams	2	0	2	2	0	4	+1
Lemieux	2	1	2	3	18	6	+2	Lidster	3	0	2	2	0	4	-3
Cullen	2	1	1	2	2	12	+1	Lumme	3	0	2	2	2	4	+2
Zalapski	2	1	1	2	0	6	+1	Sandlak	3	0	2	2	2	1	+2
Errey	3	1	1	2	0	7	+4	Bradley	1	1	0	1	0	1	+1
Jennings	1	1	0	1	0	2	E	Courtnall	1	1	0	1	0	4	-1
Brown	1	0	1	1	0	0	+1	Quinn	2	1	0	1	2	4	-1
Young, S.	2	0	1	1	0	14	E	Nedved	3	1	0	1	0	4	-1
Trottier	3	0	1	1	2	3	-1	Guy	1	0	1	1	0	0	+1
Barrasso	1	0	0	0	0	0	-	Linden	3	0	1	1	4	16	-3
Caufield	1	0	0	0	5	0	+1	Kron	3	0	1	1	0	5	-1
Dineen	1	0	0	0	4	0	-1	Dirk	1	0	0	0	7	1	-1
Francis	1	0	0	0	0	2	E	Gamble	1	0	0	0	0	0	-
Johnson	1	0	0	0	0	0	E	Gibson	1	0	0	0	2	1	E
Mullen	1	0	0	0	0	3	-2	Mason	1	0	0	0	0	0	-
Murphy	1	0	0	0	0	2	+2	McLean	1	0	0	0	0	0	-
Pederson	1	0	0	0	0	0	E	Momesso	1	0	0	0	0	0	E
Samuelsson	1	0	0	0	0	1	-1	Plavsic	1	0	0	0	2	0	-1
Taglianetti	1	0	0	0	0	1	+1	Ronning	1	0	0	0	0	2	-1
Tanti	1	0	0	0	0	1	E	Stern	1	0	0	0	21	1	E
Gilhen	2	0	0	0	0	2	E	Butcher	2	0	0	0	6	1	+1
Hillier	2	0	0	0	2	1	+2	Kurvers	2	0	0	0	0	5	-1
Hrdina	2	0	0	0	0	2	-1	Murphy	2	0	0	0	4	2	E
Loney	2	0	0	0	17	0	E	Nordmark	2	0	0	0	15	1	-2
Pietrangelo	2	0	0	0	0	0	-	Odjick	2	0	0	0	0	0	E
Roberts	2	0	0	0	2	0	+1	Valk	2	0	0	0	0	2	E
Bourque	3	0	0	0	0	5	-1	Bozek	3	0	0	0	0	7	-1
Jagr	3	0	0	0	2	4	-1	Capuano	3	0	0	0	0	5	-1
Stanton	3	0	0	0	4	2	-1								
TOTAL	3		(9-14-23)	71	103			TOTAL	3		(7-12-19)	73	90		

GOALTENDERS

	GP	MP	GF	GA	ENG	SO	AVG	SAVES	SPCT.	W-L-T
Barrasso (P)	1	60	4	1	0	0	1.00	26	.963	1-0-0
Pietrangelo (P)	2	125	5	6	0	0	2.88	57	.905	0-1-1
PITTSBURGH TOTAL	3	185	9	7	0	0	2.27	83	.922	1-1-1
McLean (V)	1	65	2	2	0	0	1.85	28	.933	0-0-1
Mason (V)	1	60	4	3	0	0	3.00	35	.921	1-0-0
Gamble (V)	1	60	1	4	0	0	4.00	31	.886	0-1-0
VANCOUVER TOTAL	3	185	7	9	0	0	2.92	94	.912	1-1-1

POWER PLAY GOALS:

PITTSBURGH (1 for 12) - Lemieux
 VANCOUVER (1 for 9) - Quinn

All-Time vs CANUCKS

	GP	W	L	T	PTS	GF	GA
Pittsburgh Home	40	25	8	7	57	177	136
Pittsburgh Away	40	17	20	3	37	153	153
1970-1991 TOTAL	80	42	28	10	94	330	289

LAST WIN BY:

PITTSBURGH at Home:

March 5, 1991 (4-1) (0-0-0 since last win)

PITTSBURGH on Road:

November 13, 1988 (4-2) (0-3-0 since last win)

VANCOUVER at Home:

February 27, 1991 (4-3) (0-0-0 since last win)

VANCOUVER on Road:

January 7, 1989 (7-5) (0-1-1 since last win)

PITTSBURGH VS WASHINGTON

1990-91	GP	W	L	T	PTS	GF	GA	PPG	SHG	PEN	PIM
PITTSBURGH	7	4	2	1	9	29	26	9-38	0	64	214
WASHINGTON	7	2	4	1	5	21	29	8-34	4	68	185

AT PITTSBURGH (2-1-0)

Oct. 5	PITTSBURGH 7 (BARRASSO) at Washington 4 (Liut)
Nov. 23	Pittsburgh 3 (Pietrangelo) at WASHINGTON 7 (HRIVNAK)
Nov. 24	Washington 2 (Liut) at PITTSBURGH 3 (PIETRANGELO)
Dec. 5	WASHINGTON 3 (BEAUPRE) at Pittsburgh 1 (Young)
Dec. 26	PITTSBURGH 7 (BARRASSO) at Washington 3 (Liut)
Jan. 29	Washington 2 (Beaupre) at PITTSBURGH 3 (YOUNG)
Feb. 24	Pittsburgh 5 (Young) at Washington 5 (Hrivnak)

AT WASHINGTON (2-1-1)

WG - Stevens
WG - Leach
WG - Recchi *
WG - Hatcher
WG - Pederson
WG - Stanton **

Young replaced Pietrangelo at 20:00 on Nov. 23; Liut replaced Hrivnak at 33:36 on Nov. 24

* Recchi scored at 1:11 of overtime on Nov. 24; Beaupre replaced Liut at 8:23 on Dec. 26

** Stanton scored at 2:46 of overtime on Jan. 29th; Young replaced Barrasso at 20:00 on Feb. 24th

GOALS & SHOTS BY PERIODS:

	1ST	2ND	3RD	OVT	TOTAL
PITTSBURGH	12-72	6-80	9-55	2-7	29-214
WASHINGTON	13-84	5-72	8-62	0-2	26-220

PITTSBURGH	GP	G	A	PTS	PIM	SOG	+/-	WASHINGTON	GP	G	A	PTS	PIM	SOG	+/-
Recchi	6	6	9	15	4	20	-1	Ridley	7	3	8	11	0	18	+1
Coffey	7	5	4	9	13	29	+1	Pivonka	7	2	7	9	2	14	+1
Stevens	7	2	7	9	16	20	-1	Miller	7	5	2	7	7	16	+3
Cullen	7	1	7	8	14	17	-2	Hatcher	7	4	3	7	8	23	-1
Lemieux	2	2	3	5	0	10	-1	Hunter	7	2	4	6	26	9	E
Jagr	7	2	3	5	0	11	+1	Druce	7	1	5	6	8	15	E
Mullen	5	1	4	5	0	8	E	Rouse	5	1	4	5	6	9	+3
Zalapski	7	1	3	4	11	11	-2	Leach	7	3	1	4	12	18	-1
Errey	7	2	1	3	25	8	+2	Ciccarelli	4	1	2	3	2	14	-5
Tanti	5	1	2	3	4	10	-1	Bondra	7	1	2	3	6	12	E
Gilhen	6	1	2	3	2	11	+4	Zezel	2	1	1	2	0	1	-3
Young, S.	3	0	3	3	5	7	+2	May	7	1	1	2	35	6	-1
Pederson	5	2	0	2	12	4	+1	Johansson	7	0	2	2	4	10	+2
Stanton	7	1	1	2	4	8	+6	Lalor	7	0	2	2	14	4	-5
Taglianetti	2	1	0	1	2	1	+1	Iafrate	2	1	0	1	2	6	+1
Trotter	6	1	0	1	4	10	E	Tatarinov	4	0	1	1	8	8	E
Aitken	2	0	1	1	17	0	+1	Kypreos	6	0	1	1	19	1	E
Murphy	3	0	1	1	2	6	E	Felix	1	0	0	0	0	3	0
Johnson	4	0	1	1	11	3	E	Korcic	1	0	0	0	20	0	E
Bourque	7	0	1	1	9	7	-1	Lovsin	1	0	0	0	0	2	E
Brown	2	0	0	0	0	1	-1	Maltais	1	0	0	0	0	1	-1
Dineen	2	0	0	0	0	1	-1	Quenneville	1	0	0	0	0	1	-1
Dahlquist	2	0	0	0	0	1	+1	Turcotte	1	0	0	0	0	2	-4
Hillier	2	0	0	0	2	0	E	Khristich	2	0	0	0	0	7	-4
Hrdina	2	0	0	0	0	4	-1	Sabourin	2	0	0	0	0	2	+1
Loney	2	0	0	0	5	2	+2	Beaupre	3	0	0	0	0	0	0
Pietrangelo	2	0	0	0	0	0	-	Bergland	3	0	0	0	0	0	E
Barrasso	3	0	0	0	0	0	-	Hrivnak	3	0	0	0	0	0	0
Caufield	3	0	0	0	40	2	E	Joyce	3	0	0	0	11	0	E
Young, W.	4	0	0	0	0	0	-	Liut	3	0	0	0	0	0	E
Roberts	6	0	0	0	10	2	-2	Langway	5	0	0	0	0	2	E
Bench					2			Tippert	5	0	0	0	0	2	+1
								Bench						4	
TOTAL	7		(29-53-82)	214	214			TOTAL	7		(26-46-72)	185	220		

GOALTENDERS

	GP	MP	GF	GA	ENG	SO	AVG	SAVES	SPCT.	W-L-T
Young (P)	4	207:46	9	10	0	0	2.89	95	.905	1-1-1
Barrasso (P)	3	140	16	9	0	0	3.86	55	.859	2-0-0
Pietrangelo (P)	2	81:11	4	7	0	0	5.17	44	.863	1-1-0
PITTSBURGH TOTAL	7	428:57	29	26	0	0	3.64	194	.882	4-2-1
Beaupre (W)	3	175:23	8	7	0	0	2.39	73	.913	1-1-0
Hrivnak (W)	3	158:20	13	9	0	0	3.41	81	.900	1-0-1
Liut (W)	3	95:58	5	13	0	0	8.13	31	.705	0-3-0
WASHINGTON TOTAL	7	428:57	26	29	0	0	4.06	185	.864	2-4-1

POWER PLAY GOALS:

PITTSBURGH (9 for 38) - Recchi (2), Pederson, Mullen, Coffey, Tanti, Zalapski, Cullen & Jagr
 WASHINGTON (8 for 34) - Hunter (2), Hatcher (2), Ridley, Zezel, Pivonka & Rouse

SHORTHANDED GOALS:

WASHINGTON (4) - Miller (2), Hatcher & Druce

All-Time VS CAPITALS

	GP	W	L	T	PTS	GF	GA
Pittsburgh Home	55	27	22	6	60	226	185
Pittsburgh Away	56	23	29	4	50	216	250
1974-1991 TOTAL	111	50	51	10	110	442	435

LAST WIN BY:

PITTSBURGH at Home: January 29, 1991 (3-2) OT (0-0-0 since last win)
PITTSBURGH on Road: December 26, 1990 (7-3) (0-0-1 since last win)
WASHINGTON at Home: November 23, 1990 (7-3) (0-1-1 since last win)
WASHINGTON on Road: December 5, 1990 (3-1) (0-1-0 since last win)

PITTSBURGH VS WINNEPEG

1990-91	GP	W	L	T	PTS	GF	GA	PPG	SHG	PEN	PIM
PITTSBURGH	3	2	1	0	4	17	12	5-17	0	28	94
WINNEPEG	3	1	2	0	2	12	17	4-14	0	33	115

AT PITTSBURGH (1-0-0)

Nov. 14 **PITTSBURGH 6** (BARRASSO) at Winnipeg 4 (Beauregard)
 Dec. 18 Winnipeg 2 (Beauregard) at **PITTSBURGH 9** (BARRASSO)
 Feb. 8 Pittsburgh 2 (Barrasso) at **WINNEPEG 6** (ESSENSA)

AT WINNEPEG (1-1-0)

WG - Recchi
 WG - Recchi
 WG - Osborne

Essensa replaced Beauregard at 40:00 on Nov. 14th
 Young replaced Barrasso at 40:00 on Feb. 8th

GOALS & SHOTS BY PERIODS:

	1ST	2ND	3RD	OVT	TOTAL
PITTSBURGH	6-39	5-35	6-26	—	17-100
WINNEPEG	5-26	4-39	3-40	—	12-105

PITTSBURGH	GP	G	A	PTS	PIM	SOG	+/-	WINNEPEG	GP	G	A	PTS	PIM	SOG	+/-
Recchi	3	3	4	7	0	5	+2	Elynuik	3	3	2	5	2	11	E
Coffey	3	1	5	6	7	5	+7	Housley	3	2	3	5	2	10	-2
Cullen	3	1	4	5	4	9	+3	Steen	2	0	4	4	0	0	+1
Bourque	3	3	1	4	0	5	-1	Olczyk	3	0	4	4	27	8	+2
Stevens	3	2	2	4	4	8	+3	MacDermid	2	1	1	2	4	5	+2
Tanti	3	1	2	3	7	7	+2	Olausson	3	0	2	2	2	8	-3
Mullen	2	0	3	3	0	2	+4	Duncanson	1	1	0	1	0	4	-1
Errey	3	2	0	2	2	8	+1	Marchment	1	1	0	1	2	1	+2
Stanton	3	2	0	2	2	6	-2	Ashton	2	1	0	1	4	1	+2
Lemieux	1	1	1	2	4	3	+1	Osborne	2	1	0	1	12	5	+2
Jagr	3	1	1	2	10	4	-2	Cole	3	1	0	1	0	4	-3
Brown	1	0	1	1	0	1	+1	Numminen	3	1	0	1	2	7	+1
Hrdina	2	0	1	1	0	2	-2	Carlyle	1	0	1	1	2	1	+3
Murphy	2	0	1	1	2	7	E	Arniel	3	0	1	1	10	2	+1
Taglianetti	2	0	1	1	24	2	+3	Cronin	3	0	1	1	4	6	-2
Barrasso	3	0	1	1	12	0	-	Evans	3	0	1	1	13	4	-1
Roberts	3	0	1	1	0	3	+1	Eagles	1	0	0	0	2	2	-4
Zalapski	3	0	1	1	8	6	E	Paslawski	1	0	0	0	0	2	-2
Dahlquist	1	0	0	0	2	2	-1	Barber	2	0	0	0	2	1	-3
Daniels	1	0	0	0	2	0	-1	Beauregard	2	0	0	0	0	0	-
Trotter	1	0	0	0	0	0	-1	Donnelly	2	0	0	0	16	4	-6
Young, S.	1	0	0	0	0	8	-1	Essensa	2	0	0	0	0	0	-
Young, W.	1	0	0	0	0	0	-	Mantha	2	0	0	0	2	9	-2
Gilhen	3	0	0	0	4	5	-2	McLwain	2	0	0	0	0	6	-3
Pederson	3	0	0	0	0	2	+3	Kumpel	3	0	0	0	0	0	E
								Sykes	3	0	0	0	7	4	-1
TOTAL	3	(17-30-47)	94	100				TOTAL	3	(12-20-32)	115	105			

GOALTENDERS

	GP	MP	GF	GA	ENG	SO	AVG	SAVES	SPCT.	W-L-T
Young (P)	1	20	1	1	0	0	3.00	7	.875	0-0-0
Barrasso (P)	2	160	16	11	0	0	4.13	86	.887	2-1-0
PITTSBURGH TOTAL	3	180	17	12	0	0	4.00	93	.986	2-1-0
Essensa (W)	2	80	8	3	0	0	2.25	37	.925	1-0-0
Beauregard (W)	2	100	4	14	0	0	8.40	46	.767	0-2-0
WINNEPEG TOTAL	3	180	12	17	0	0	5.67	83	.830	1-2-0

POWER PLAY GOALS:

PITTSBURGH (5 for 17) - Jagr, Bourque, Cullen, Stanton & Recchi
 WINNEPEG (4 for 14) - Elynuik (2) & Housley (2)

All-Time vs JETS

	GP	W	L	T	PTS	GF	GA
Pittsburgh Home	19	13	6	0	26	83	58
Pittsburgh Away	19	10	8	1	21	73	76
1979-1991 TOTAL	38	23	14	1	47	156	134

LAST WIN BY:

PITTSBURGH at Home: December 18, 1990 (9-2) (0-0-0 since last win)
PITTSBURGH on Road: November 14, 1990 (6-4) (0-1-0 since last win)
WINNEPEG at Home: February 8, 1991 (6-2) (0-0-0 since last win)
WINNEPEG on Road: February 23, 1988 (4-3 OT) (0-4-0 since last win)

MUSKEGON 1990-91 TEAM HIGHLIGHTS

- Finished fourth in the East Division and 7th overall in the IHL;
- First time in seven seasons that Muskegon had not finished in 1st place in their division;
- Lost to Kalamazoo in the first round of the playoffs four games to one.

1990-91 MUSKEGON LUMBERJACKS SCORING

NAME	REGULAR SEASON					PLAYOFFS				
	GP	G	A	PTS	PIM	GP	G	A	PTS	PIM
Dave Michayluk	83	40	62	102	116	5	2	2	4	4
Perry Ganchar	80	37	38	75	87	5	2	1	3	0
Jamie Leach	43	33	22	55	26	-	-	-	-	-
Sandy Smith	82	25	29	54	51	5	0	1	1	6
Jeff Daniels	62	23	29	52	18	5	1	3	4	2
Mike Needham	65	14	32	46	17	5	2	2	4	5
Jason Smart	51	16	29	45	83	5	0	3	3	11
- MUS	36	12	27	39	55	5	0	3	3	11
- ALB	15	4	2	6	28	-	-	-	-	-
Mark Kachowski	80	19	21	40	108	5	1	1	2	9
Todd Charlesworth	62	5	32	37	46	5	1	3	4	2
Glenn Mulvenna	48	9	27	36	25	5	1	2	3	0
Jock Callander	30	14	20	34	102	-	-	-	-	-
Mitch Wilson	78	14	19	33	387	4	1	2	3	34
Brad Aitken	44	14	17	31	143	-	-	-	-	-
Mike Mersch	73	4	23	27	105	5	0	0	0	6
Todd Nelson	79	4	20	24	32	3	0	0	0	4
Joel Gardner	49	9	13	22	30	2	0	1	1	0
Mark Major	60	8	10	18	160	5	0	0	0	0
Scott Shaunessy	57	4	13	17	230	5	0	0	0	21
- MUS	23	1	4	5	104	5	0	0	0	21
- ALB	34	3	9	12	126	-	-	-	-	-
Dave Goertz	30	6	10	16	45	2	0	0	0	0
Gord Dineen	40	1	14	15	57	5	0	2	2	0
Darren Stolk	47	2	8	10	40	-	-	-	-	-
Jeff Parker	11	1	7	8	13	-	-	-	-	-
Paul Laus	42	3	4	7	110	4	0	0	0	13
- MUS	35	3	4	7	103	4	0	0	0	13
- ALB	7	0	0	0	7	-	-	-	-	-
Jim Kyte	25	2	5	7	157	-	-	-	-	-
Christian Lalonde	33	1	4	5	25	-	-	-	-	-
Dave Williams	14	1	2	3	4	-	-	-	-	-
Jay Caufield	3	1	0	1	18	-	-	-	-	-
Chris Clifford	56	0	1	1	12	5	0	0	0	0
Rob Dopson	24	0	1	1	21	-	-	-	-	-
Troy Loney	2	0	0	0	5	-	-	-	-	-
Bruce Racine	9	0	0	0	0	-	-	-	-	-

GOALTENDING

(REGULAR SEASON)						
NAME	GP	MIN	GA	SO	AVG	W—L—(SL)
Chris Clifford	56	3247	215	1	3.97	24-26-(4)
Rob Dopson	24	1243	90	0	4.34	10-10-(0)
Bruce Racine	38	2083	144	0	4.15	11-22-(2)
- MUS	9	516	40	0	4.65	4-4-(1)
- ALB	29	1567	104	0	3.98	7-18-(1)
TOTALS	83	5006	345	1	4.14	38-40-(5)
(PLAYOFFS)						
NAME	GP	MIN	GA	SO	AVG	W-L
Chris Clifford	5	299	20	0	4.01	1-4
TOTALS	5	299	20	0	4.01	1-4

INTERNATIONAL HOCKEY LEAGUE STANDINGS 1990-91

EAST DIVISION	GP	W	L	OTL	PTS	GF	GA
Kalamazoo	82	52	29	1	105	354	302
Indianapolis	82	48	29	5	101	342	264
Ft. Wayne	83	43	35	5	91	369	335
MUSKEGON	83	38	40	5	81	305	352
Albany **	55	22	30	3	47	191	232
WEST DIVISION	GP	W	L	OTL	PTS	GF	GA
Peoria	82	58	19	5	121	405	261
Salt Lake	83	50	28	5	105	353	296
Phoenix	83	38	36	9	85	326	343
Milwaukee	82	36	43	3	75	275	316
San Diego	83	30	45	8	68	273	362
Kansas City	82	25	53	4	54	255	385

** Ceased operations as of 2/15/91
(Teams get one point for an overtime lose.)

TURNER CUP FINALS

QUARTER-FINALS

Peoria defeated Milwaukee (4-2)
Kalamazoo defeated **Muskegon** (4-1)
Ft. Wayne defeated Indianapolis (4-3)
Phoenix defeated Salt Lake (4-0)

SEMI-FINALS

Peoria defeated Phoenix (4-3)
Ft. Wayne defeated Kalamazoo (4-2)

FINALS

Peoria defeated Ft. Wayne (4-2) to win the Turner Cup

AMERICAN HOCKEY LEAGUE STANDINGS 1990-91

SOUTHERN DIVISION	GP	W	L	T	PTS	GF	GA
Rochester	80	45	26	9	99	326	253
Binghamton	80	44	30	6	94	318	274
Baltimore	80	39	34	7	85	325	289
Hershey	80	33	35	12	78	313	324
Adirondack	80	33	37	10	76	320	346
Utica	80	36	42	2	74	325	346
Capital Distict	80	28	43	9	65	284	323
Newmarket	80	26	45	9	61	278	317
NORTHERN DIVISION	GP	W	L	T	PTS	GF	GA
Springfield	80	43	27	10	96	348	281
Cape Breton	80	41	31	8	90	306	301
Moncton	80	36	32	12	84	270	267
Fredericton	80	36	35	9	81	295	292
Maine	80	34	34	12	80	269	284
Halifax	80	33	35	12	78	338	340
New Haven	80	24	45	11	59	246	324

CALDER CUP FINALS

QUALIFYING

Fredericton defeated Maine in super overtime
Hershey defeated Adirondack in super overtime

QUARTER-FINALS

Springfield defeated Fredericton (4-3)
Moncton defeated Cape Breton (4-0)
Rochester defeated Hershey (4-1)
Binghamton defeated Baltimore (4-2)

SEMI-FINALS

Springfield defeated Moncton (4-1)
Rochester defeated Binghamton (4-0)

FINALS

Springfield defeated Rochester (4-2) for the Calder Cup

MUSKEGON LUMBERJACKS



1991-92 SCHEDULE

Fri. Oct. 4	KALAMAZOO	Sat. Jan. 11	MILWAUKEE
Sat. Oct. 5	at Indianapolis	Wed. Jan. 15	at Milwaukee
Fri. Oct. 11	at Milwaukee	Fri. Jan. 17	PEORIA
Sat. Oct. 12	INDIANAPOLIS	Sat. Jan. 18	at Kalamazoo
Fri. Oct. 18	at Ft. Wayne	Sun. Jan. 19	KALAMAZOO
Sat. Oct. 19	FT. WAYNE	Tue. Jan. 21	at Peoria
Fri. Oct. 25	PEORIA	Fri. Jan. 24	at Indianapolis
Sat. Oct. 26	PHOENIX	Sat. Jan. 25	SAN DIEGO
Wed. Oct. 30	at Milwaukee	Tue. Jan. 28	KALAMAZOO
Fri. Nov. 1	at Ft. Wayne	Fri. Jan. 31	at San Diego
Sat. Nov. 2	FT. WAYNE	Sat. Feb. 1	at San Diego
Fri. Nov. 8	at Kalamazoo	Thu. Feb. 6	at Phoenix
Sat. Nov. 9	PHOENIX	Fri. Feb. 7	at Phoenix
Sun. Nov. 10	at Ft. Wayne	Sat. Feb. 8	FT. WAYNE
Fri. Nov. 15	MILWAUKEE	Wed. Feb. 12	at Milwaukee
Sat. Nov. 16	KALAMAZOO	Fri. Feb. 14	at Indianapolis
Fri. Nov. 22	at Kalamazoo	Sat. Feb. 15	FT. WAYNE
Sat. Nov. 23	SALT LAKE	Sun. Feb. 16	PEORIA
Sun. Nov. 24	at Ft. Wayne	Wed. Feb. 19	at Milwaukee
Thu. Nov. 28	KALAMAZOO	Fri. Feb. 21	MILWAUKEE
Fri. Nov. 29	at Kalamazoo	Sat. Feb. 22	KALAMAZOO
Sat. Nov. 30	SAN DIEGO	Sun. Feb. 23	at Ft. Wayne
Wed. Dec. 4	at Milwaukee	Thu. Feb. 27	at Ft. Wayne
Fri. Dec. 6	MILWAUKEE	Fri. Feb. 28	INDIANAPOLIS
Sat. Dec. 7	KALAMAZOO	Sat. Feb. 29	INDIANAPOLIS
Mon. Dec. 9	at Salt Lake	Fri. Mar. 6	MILWAUKEE
Wed. Dec. 11	at Salt Lake	Sat. Mar. 7	FT. WAYNE
Fri. Dec. 13	at Peoria	Sun. Mar. 8	at Kalamazoo
Sat. Dec. 14	at Kalamazoo	Wed. Mar. 11	MILWAUKEE
Wed. Dec. 18	at Kansas City	Fri. Mar. 13	SALT LAKE
Fri. Dec. 20	at Kansas City	Sat. Mar. 14	KANSAS CITY
Sat. Dec. 21	INDIANAPOLIS	Sun. Mar. 15	KANSAS CITY
Sun. Dec. 22	at Ft. Wayne	Wed. Mar. 18	in Pittsburgh
Thu. Dec. 26	INDIANAPOLIS	Fri. Mar. 20	at Indianapolis
Fri. Dec. 27	at Peoria	Sat. Mar. 21	SAN DIEGO
Sat. Dec. 28	KALAMAZOO	Fri. Mar. 27	MILWAUKEE
Tue. Dec. 31	at Kalamazoo	Sat. Mar. 28	at Indianapolis
Thu. Jan. 2	at Indianapolis	Sun. Mar. 29	MILWAUKEE
Fri. Jan. 3	MILWAUKEE	Sun. Mar. 29	at Peoria
Sat. Jan. 4	at Ft. Wayne	Wed. Apr. 1	KALAMAZOO
Fri. Jan. 10	FT. WAYNE	Fri. Apr. 3	FT. WAYNE
		Sat. Apr. 4	INDIANAPOLIS

HOME GAMES IN CAPS

Home Starting Times: Mon.-Thu. (7:00 PM)
 Fri.-Sat. (7:30 PM)
 Sun. (2:00 PM)

Pittsburgh Penguins History



PITTSBURGH PENGUINS GENERAL MANAGERS

1.	Jack Riley	June 6, 1967 to May 1970
2.	Red Kelly	May 1970 to January 29, 1972
3.	Jack Riley	January 29, 1972 to January 13, 1974
4.	Jack Button	January 13, 1974 to July 1975
5.	Wren Blair	July 1975 to December 3, 1976
6.	Baz Bastien	December 3, 1976 to March 15, 1983
7.	Ed Johnston	May 27, 1983 to April 14, 1988
8.	Tony Esposito	April 14, 1988 to December 5, 1989
9.	Craig Patrick	December 5, 1989 to present.

PITTSBURGH PENGUINS HEAD COACHES

1.	Red Sullivan	June 6, 1967 to March 31, 1969
2.	Red Kelly	July 2, 1969 to January 13, 1973
3.	Ken Schinkel	January 13, 1973 to February 6, 1974
4.	Marc Boileau	February 6, 1974 to January 17, 1976
5.	Ken Schinkel	January 17, 1976 to May 19, 1977
6.	Johnny Wilson	June 13, 1977 to May 8, 1980
7.	Ed Johnston	July 15, 1980 to July 20, 1983
8.	Lou Angotti	July 20, 1983 to June 4, 1984
9.	Bob Berry	June 4, 1984 to April 13, 1987
10.	Pierre Creamer	June 4, 1987 to June 14, 1988
11.	Gene Ubriaco	June 28, 1988 to December 5, 1989
12.	Craig Patrick	December 5, 1989 to June 12, 1990
13.	Bob Johnson	June 12, 1990 to Present

PITTSBURGH PENGUINS TEAM CAPTAINS

1967-68	Ab McDonald	1980-81	Orest Kindrachuk
1968-69	No Captain	1981-82	Randy Carlyle
1969-70	No Captain	1982-83	Randy Carlyle
1970-71	No Captain	1983-84	Randy Carlyle
1971-72	No Captain	1984-85	Mike Bullard
1972-73	No Captain	1985-86	Mike Bullard
1973-74	Ron Schock	1986-87	Mike Bullard
			Terry Ruskowski
1974-75	Ron Schock		
		1987-88	Dan Frawley
1975-76	Ron Schock		Mario Lemieux
1976-77	Ron Schock	1988-89	Mario Lemieux
1977-78	Jean Pronovost	1989-90	Mario Lemieux
1978-79	Orest Kindrachuk	1990-91	Randy Hillier
			John Cullen
1979-80	Orest Kindrachuk		Paul Coffey
			Mario Lemieux

ALL-TIME LEADERS

GAMES PLAYED

1. Jean Pronovost	753
2. Rick Kehoe	722
3. Ron Stackhouse	621
4. Ron Schock	619
5. Dave Burrows	573
6. Syl Apps	495
7. Greg Malone	495
8. MARIO LEMIEUX	453
9. BOB ERREY	440
10. Peter Lee	431
11. Rod Buskas	431
12. Randy Carlyle	397
13. Jim Johnson	390
14. Mike Bullard	382
15. TROY LONEY	374
16. Ken Schinkel	371
17. Dave Hannan	355
18. Russ Anderson	353
19. Val Fonteyne	349
20. Randy Hillier	343
21. Bryan Hextall	335

GOALS

1. MARIO LEMIEUX	364
2. Jean Pronovost	316
3. Rick Kehoe	312
4. Mike Bullard	186
5. Syl Apps	151
6. Greg Malone	143
7. Lowell MacDonald	140
8. Ron Schock	124
9. Doug Shedden	123
10. Pierre Larouche	119
11. Peter Lee	114
12. Rob Brown	112
13. Dan Quinn	111
14. BOB ERREY	105
15. PAUL COFFEY	98
16. Paul Gardner	98
17. George Ferguson	93
18. Ken Schinkel	93
19. Greg Polis	88
20. KEVIN STEVENS	86
21. Keith McCreary	82
22. Rod Schutt	76
23. John Cullen	75
24. MARK RECCHI	71
25. Bryan Hextall	71

PENALTY MINUTES

1. Rod Buskas	959
2. Bryan Watson	871
3. Paul Baxter	851
4. Gary Rissling	832
5. TROY LONEY	754
6. Russ Anderson	684
7. Jim Johnson	658
8. Dan Frawley	610
9. Randy Hillier	594
10. Randy Carlyle	582
11. Pat Boutette	548

ASSISTS

1. MARIO LEMIEUX	519
2. Syl Apps	349
3. Rick Kehoe	324
4. Jean Pronovost	287
5. Ron Schock	280
6. PAUL COFFEY	278
7. Ron Stackhouse	277
8. Randy Carlyle	257
9. Greg Malone	221
10. Mike Bullard	175
11. Lowell MacDonald	166
12. Dan Quinn	162
13. John Cullen	160
14. Doug Shedden	159
15. Rob Brown	143
16. Ken Schinkel	143
17. Pierre Larouche	134
18. Doug Bodger	132
19. Moe Mantha	131
20. Peter Lee	131
21. BOB ERREY	118

POINTS

1. MARIO LEMIEUX	883
2. Rick Kehoe	636
3. Jean Pronovost	603
4. Syl Apps	500
5. Ron Schock	404
6. PAUL COFFEY	376
7. Greg Malone	364
8. Mike Bullard	361
9. Ron Stackhouse	343
10. Randy Carlyle	323
11. Lowell MacDonald	306
12. Doug Shedden	282
13. Dan Quinn	273
14. Rob Brown	255
15. Pierre Larouche	253
16. Peter Lee	245
17. Ken Schinkel	236
18. John Cullen	235
19. BOB ERREY	223
20. Randy Cunneynworth	216
21. Paul Gardner	203
22. George Ferguson	195
23. Bryan Hextall	186
24. MARK RECCHI	182
25. KEVIN STEVENS	174

BOLDFACE = NHL Rights owned by Pittsburgh

COACHES & RECORDS

YEAR	COACH	GP	W	L	T	PTS	GF	GA	PCT.
1967-68	Red Sullivan	74	27	34	13	67	195	216	.453
	(Home)	37	15	12	10	40	115	101	.541
	(Road)	37	12	22	3	27	80	115	.365
Fifth in Western Division - 10th of 12 teams - Did not make playoffs									
1968-69	Red Sullivan	76	20	45	11	51	189	252	.336
	(Home)	38	12	20	6	30	99	113	.395
	(Road)	38	8	25	5	21	90	139	.276
Fifth in Western Division - 11th of 12 teams - Did not make playoffs									
1969-70	Red Kelly	76	26	38	12	64	182	238	.421
	(Home)	38	17	13	8	42	105	108	.553
	(Road)	38	9	25	4	22	77	130	.289
Second in Western Division - 7th of 12 teams - Eliminated Oakland 4-0 in Quarterfinals; Lost to St. Louis 4-2 in Semifinals									
1970-71	Red Kelly	78	21	37	20	62	221	240	.397
	(Home)	39	18	12	9	45	126	92	.576
	(Road)	39	3	25	11	17	95	148	.218
Sixth in Western Division - 11th of 14 teams - Did not make playoffs									
1971-72	Red Kelly	78	26	38	14	66	220	258	.423
	(Home)	39	18	15	6	42	132	125	.538
	(Road)	39	8	23	8	24	88	133	.308
Fourth in Western Division - 9th of 14th teams - Lost Chicago 4-0 in Quarterfinals									
1972-73	TOTAL	78	32	37	9	73	257	265	.468
	Red Kelly	42	17	19	6	40	144	137	.476
	(Home)	20	12	6	2	26	84	56	.650
	(Road)	22	5	13	4	14	60	81	.318
	Ken Schinkel	36	15	18	3	33	113	128	.458
(Home)	19	12	5	2	26	66	48	.684	
(Road)	17	3	13	1	7	47	80	.206	
Ken Schinkel replaced Red Kelly on January 13, 1973									
Fifth in Western Divisions - 10th of 16 teams - Did not make playoffs									
1973-74	TOTAL	78	28	41	9	65	242	273	.417
	Ken Schinkel	50	14	31	5	33	138	185	.330
	(Home)	26	7	16	3	17	69	87	.327
	(Road)	24	7	15	2	16	69	98	.333
	Marc Boileau	28	14	10	4	32	104	88	.571
(Home)	13	8	2	3	19	55	29	.731	
(Road)	15	6	8	1	13	49	59	.433	
Marc Boileau replaced Ken Schinkel on February 6, 1974									
Fifth in Western Division - 11th of 16 teams - Did not make playoffs									
1974-75	Marc Boileau	80	37	28	15	89	326	289	.556
	(Home)	40	25	5	10	60	192	113	.750
	(Road)	40	12	23	5	29	134	176	.363
Third in Norris Division - 6th of 18 teams - Eliminated St. Louis 2-0 in Preliminary Round; Lost to NY Islanders 4-3 in Quarterfinals									
1975-76	TOTAL	80	35	33	12	82	339	303	.513
	Marc Boileau	43	15	23	5	35	161	181	.407
	(Home)	18	9	6	3	21	83	74	.583
	(Road)	25	6	17	2	14	78	107	.280
	Ken Schinkel	37	20	10	7	47	178	122	.635
(Home)	22	14	5	3	31	113	63	.765	
(Road)	15	6	5	4	16	65	59	.533	
Ken Schinkel replaced Marc Boileau on January 17, 1976									
Third in Norris Division - 8th of 18 teams - Lost to Toronto 2-1 in Preliminary Round									
1976-77	Ken Schinkel	80	34	33	13	81	240	252	.506
	(Home)	40	22	12	6	50	139	119	.625
	(Road)	40	12	21	7	31	101	133	.386
Third in Norris Division - 7th of 18 teams - Lost to Toronto 2-1 in Preliminary Round									
1977-78	Johnny Wilson	80	25	37	18	68	254	321	.425
	(Home)	40	16	15	9	41	143	147	.513
	(Road)	40	9	22	9	27	111	174	.338
Fourth in Norris Division - 12th of 18 teams - Did not make playoffs									
1978-79	Johnny Wilson	80	36	31	13	85	281	279	.531
	(Home)	40	23	12	5	51	152	120	.638
	(Road)	40	13	19	8	34	129	159	.425
Second in Norris Division - 8th of 18 teams - Eliminated Buffalo 2-1 in Preliminary Round; Lost to Boston 4-0 in Quarterfinals									

COACHES & RECORDS

YEAR	COACH	GP	W	L	T	PTS	GF	GA	PCT.
1979-80	Johnny Wilson	80	30	37	13	73	251	303	.456
	(Home)	40	20	13	7	47	145	134	.588
	(Road)	40	10	24	6	26	106	169	.325
Third in Norris Division - 13th of 21 teams - Lost to Boston 3-2 in Preliminary Round									
1980-81	Eddie Johnston	80	30	37	13	73	302	345	.456
	(Home)	40	21	16	3	45	160	154	.563
	(Road)	40	9	21	10	28	142	191	.350
Third in Norris Division - 15th of 21 teams - Lost to St. Louis 3-2 in Preliminary Round									
1981-82	Eddie Johnston	80	31	36	13	75	310	337	.469
	(Home)	40	21	11	8	50	167	143	.625
	(Road)	40	10	25	5	25	143	194	.313
Fourth in Patrick Division - 12th of 21 teams - Lost to NY Islanders 3-2 in Preliminary Round									
1982-83	Eddie Johnston	80	18	53	9	45	257	394	.563
	(Home)	40	14	22	4	32	134	170	.400
	(Road)	40	4	31	5	13	123	224	.163
Sixth in Patrick Division - 21st of 21 teams - Did not make playoffs									
1983-84	Lou Angotti	80	16	58	6	38	254	390	.238
	(Home)	40	7	29	4	18	132	182	.225
	(Road)	40	9	29	2	20	122	208	.250
Sixth in Patrick Division - 21st of 21 teams - Did not make playoffs									
1984-85	Bob Berry	80	24	51	5	53	276	385	.331
	(Home)	40	17	20	3	37	150	171	.463
	(Road)	40	7	31	2	16	126	214	.200
Sixth in Patrick Division - 20th of 21 teams - Did not make playoffs									
1985-86	Bob Berry	80	34	38	8	76	313	305	.475
	(Home)	40	20	15	5	45	155	133	.563
	(Road)	40	14	23	3	31	158	172	.388
Fifth in Patrick Division - 15th of 21 teams - Did not make playoffs									
1986-87	Bob Berry	80	30	38	12	72	297	290	.450
	(Home)	40	19	15	6	44	164	145	.550
	(Road)	40	11	23	6	28	133	145	.350
Fifth in Patrick Division - 14th of 21 teams - Did not make playoffs									
1987-88	Pierre Creamer	80	36	35	9	81	319	316	.506
	(Home)	40	22	12	6	50	171	140	.625
	(Road)	40	14	23	3	31	148	176	.368
Sixth in Patrick Division - 12th of 21 teams - Did not make playoffs									
1988-89	Gene Ubriaco	80	40	33	7	87	347	349	.544
	(Home)	40	24	13	3	51	185	159	.638
	(Road)	40	16	20	4	36	162	190	.450
Second in Patrick Division - 6th of 21 teams - Eliminated NY Rangers 4-0 in Division Semi-Finals; Lost to Philadelphia 4-3 in Division Finals									
1989-90	TOTAL	80	32	40	8	72	318	359	.450
	Gene Ubriaco	26	10	14	2	22	101	110	.423
	(Home)	14	7	7	0	14	60	59	.500
	(Road)	12	3	7	2	8	41	51	.333
	Craig Patrick	54	22	26	6	50	217	249	.462
(Home)	26	15	8	3	33	118	107	.635	
(Road)	28	7	18	3	17	99	142	.304	
Craig Patrick replaced Gene Ubriaco on December 5, 1989									
Fifth in Patrick Division - 17th of 21 teams - Did not make playoffs									
1990-91	Bob Johnson	80	41	33	6	88	342	305	.550
	(Home)	40	25	12	3	53	184	132	.663
	(Road)	40	16	21	3	35	158	173	.438
First in Patrick Division - 7th of 21 teams - Eliminated New Jersey 4-3 in Division Semi-Finals; Eliminated Washington in Division Finals 4-1; Eliminated Boston in Wales Conference Final 4-2; Eliminated Minnesota in Stanley Cup Final 4-2 to win the Stanley Cup.									

TOTALS

COACH	GP	W	L	T	PTS	GF	GA	PCT.
Bob Johnson	80	41	33	6	88	342	305	.550
Marc Boileau	151	66	61	24	156	591	558	.517
Gene Ubriaco	106	50	47	9	109	448	459	.514
Pierre Creamer	80	36	35	9	81	319	316	.506
Ken Schinkel	203	83	92	28	194	669	687	.478
Johnny Wilson	240	91	105	44	226	786	903	.471
Craig Patrick	54	22	26	6	50	217	249	.462
Red Kelly	274	90	132	52	232	767	873	.423
Bob Berry	240	88	127	25	201	886	980	.419
Eddie Johnston	240	79	126	35	193	869	1076	.402
Red Sullivan	150	47	79	24	118	384	468	.393
Lou Angotti	80	16	58	6	38	254	390	.238
TOTAL	1898	709	921	268	1686	6532	7264	.444
Home	949	460	359	140	1060	4507	3224	.558
Road	949	249	572	128	626	2934	4040	.330

PITTSBURGH CAREER SCORING TWENTY FOUR YEARS

PLAYERS	GAMES	GOALS	ASSISTS	POINTS	PIM	PPG	SHG	GWG
1. MARIO LEMIEUX	453	364	519	883	454	120	27	31
2. Rick Kehoe	722	312	324	636	88	95	1	26
3. Jean Pronovost	753	316	287	603	306	70	14	42
4. Syl Apps	495	151	349	500	241	34	11	20
5. Ron Schock	619	124	280	404	201	19	14	17
6. PAUL COFFEY	277	98	278	376	511	35	2	10
7. Greg Malone	495	143	221	364	496	30	0	12
8. Mike Bullard	382	186	175	361	388	59	2	15
9. Ron Stackhouse	621	66	277	343	547	20	3	8
10. Randy Carlyle	397	66	257	323	582	28	4	6
11. Lowell MacDonald	328	140	166	306	60	36	0	13
12. Doug Shedden	332	123	159	282	148	45	2	13
13. Dan Quinn	254	111	162	273	214	52	4	14
14. Rob Brown	224	112	143	255	307	51	0	10
15. Pierre Larouche	240	119	134	253	99	31	0	13
16. Peter Lee	431	114	131	245	257	22	1	18
17. Ken Schinkel	371	93	143	236	86	19	1	14
18. John Cullen	216	75	160	235	333	27	0	6
19. BOB ERREY	440	105	118	223	456	4	6	11
20. Randy Cunneyworth	295	101	115	216	513	29	4	14
21. Paul Gardner	207	98	105	203	105	59	0	4
22. George Ferguson	310	89	106	195	162	12	12	6
23. Bryan Hextall	335	71	115	186	498	21	0	13
24. MARK RECCHI	167	71	111	182	92	18	2	13
25. KEVIN STEVENS	196	86	92	178	331	36	0	10
26. Pat Boutette	247	65	109	174	548	37	3	7
27. Rod Schutt	278	76	92	168	177	18	0	12
28. Moe Mantha	232	37	131	168	223	23	2	2
29. Doug Bodger	299	35	132	167	293	22	0	4
30. Dave Hannan	355	60	88	148	530	4	8	12
31. Greg Polis	256	88	70	158	146	26	0	5
32. Bob Kelly	250	69	85	154	462	12	0	8
33. Keith McCreary	292	82	59	141	199	16	0	10
34. Vic Hadfield	163	61	79	140	118	10	4	5
35. PHIL BOURQUE	286	65	73	138	377	10	7	8
36. Zarley Zalapski	190	33	102	135	160	15	2	5
37. John Chabot	216	36	98	134	26	3	3	6
38. Dave Burrows	573	24	108	132	301	4	1	5
39. Al McDonough	152	56	74	130	46	11	0	8
40. Ross Lonsberry	236	56	73	129	150	13	1	3
41. Gregg Sheppard	241	50	73	123	113	9	1	6
42. TROY LONEY	374	54	68	122	756	3	0	7
43. Val Fonteyne	349	39	82	121	4	5	3	5
44. Orest Kindrachuk	144	38	80	118	181	6	3	1
45. Terry Ruskowski	143	40	74	114	309	16	0	9
46. Pete Mahovlich	117	39	75	114	76	14	2	1
47. Mario Faubert	231	21	90	111	222	13	0	3
48. Wayne Bianchin	265	68	41	109	130	9	1	10
49. Jim Johnson	390	14	95	109	658	2	0	1
50. Craig Simpson	169	50	55	105	140	13	1	6
51. Duane Rupp	265	21	83	104	170	4	1	3
52. Andy Bathgate	150	35	68	103	89	9	0	4
53. Warren Young	152	49	52	101	313	12	0	4
54. Nick Harbaruk	308	40	61	101	257	7	3	4
55. Blair Chapman	227	48	51	99	71	6	0	5
56. Wally Boyer	203	32	62	94	81	7	0	1
57. Paul Baxter	202	25	69	94	851	10	0	3
58. Bob Woytowich	248	22	71	93	151	9	2	0
59. Russ Anderson	353	15	77	92	684	1	0	3
60. Randy Hillier	343	13	79	92	594	1	1	2

PLAYERS	GAMES	GOALS	ASSISTS	POINTS	PIM	PPG	SHG	GWG
61. Dean Prentice	144	47	42	89	32	19	0	4
62. Chuck Arnason	149	46	40	86	50	7	0	7
63. Greg Hotham	170	11	63	74	118	5	0	0
64. Mark Taylor	106	31	41	72	43	9	2	2
65. Darryl Edestrand	158	25	47	72	140	6	2	5
66. Dan Frawley	240	33	47	70	610	4	0	3
67. Gary McAdam	140	27	40	67	95	3	0	3
68. Dennis Owchar	168	18	49	67	146	2	0	0
69. Colin Campbell	243	14	52	66	517	2	1	3
70. Bryan Watson	303	8	57	65	871	1	0	1
71. Rod Buskas	431	16	48	64	959	4	0	1
72. Mark Johnson	136	23	39	62	84	2	1	2
73. Mike Corrigan	98	22	39	61	46	2	0	1
74. Barry Wilkins	133	5	56	61	203	0	1	0
75. Andy Brickley	95	25	35	60	19	8	1	3
76. Earl Ingarfield	90	23	37	60	16	5	1	0
77. Pat Price	128	8	52	60	459	2	0	0
78. Gene Ubriaco	114	33	26	59	30	7	0	5
79. Eddie Shack	87	30	29	59	96	12	0	5
80. JAROMIR JAGR	80	27	30	57	42	7	0	4
81. Norm Schmidt	125	23	33	56	73	4	0	0
82. Ville Siren	187	10	45	55	144	2	0	0
83. Willy Lindstrom	131	24	30	54	36	1	0	2
84. Wayne Babych	67	20	34	54	35	3	0	3
85. Gene Carr	70	17	37	54	76	4	0	2
86. Noel Price	143	8	45	53	109	2	0	2
87. Pat Hughes	134	28	23	51	239	5	0	2
88. Charlie Burns	76	13	38	51	22	1	1	1
89. Ron Flockhart	80	27	23	50	44	5	0	1
90. Tony Tanti	83	20	30	50	66	10	0	0
91. JOCK CALLANDER	101	21	28	49	114	6	0	2
92. Dunc McCallum	185	14	35	49	228	3	1	2
93. Dave Schultz	113	13	34	47	535	0	0	1
94. Billy Dea	139	26	20	46	12	3	0	4
95. Gary Rissling	185	20	26	46	832	1	0	1
96. Paul Andrea	91	18	27	45	4	10	0	2
97. Michel Briere	76	12	32	44	20	4	0	3
98. Ab McDonald	74	22	21	43	38	6	1	2
99. Dale Tallon	95	10	33	43	53	6	0	4
100. Tom Edur	58	5	38	43	18	2	0	1
101. Randy Gilhen	133	20	21	41	105	1	2	2
102. Leo Boivin	114	14	26	40	100	6	0	2
103. Bob Paradise	203	7	33	40	209	1	0	0
104. JOE MULLEN	47	17	22	39	6	8	0	2
105. Kevin McCarthy	95	13	26	39	82	1	1	0
106. Nick Libett	121	20	18	38	18	2	1	3
107. Andre St. Laurent	96	23	14	37	130	2	1	1
108. Glen Sather	122	20	17	37	210	3	0	0
109. Lou Angotti	71	17	20	37	36	3	0	2
110. Art Stratton	58	16	21	37	16	5	0	2
111. Stan Gilbertson	115	19	17	36	19	3	0	1
112. Bob McManama	99	11	25	36	28	0	1	1
113. Barry Pederson	84	10	26	36	50	2	0	2
114. Chris Dahlquist	195	10	26	36	221	0	0	0
115. Steve Gatzos	89	15	20	35	83	3	0	2
116. Tom Bladon	135	6	29	35	99	2	0	1
117. Jim Hamilton	95	14	18	32	28	1	1	1
118. Mike Blaisdell	76	16	15	31	38	0	0	0
119. Bob Leiter	78	14	17	31	18	5	0	3
120. Ron Duguay	53	11	20	31	36	3	0	0
121. Rick MacLeish	46	13	17	30	30	2	2	1
122. Ron Lalonde	108	10	20	30	16	0	1	2
123. Jim Morrison	132	5	25	30	72	2	0	0
124. Dave Hunter	59	11	18	29	77	0	2	1
125. Charlie Simmer	50	11	17	28	24	5	0	3

	PLAYERS	GAMES	GOAL	ASSISTS	POINTS	PIM	PPG	SHG	GWG
126.	Tom Roulston	58	11	17	28	10	3	0	0
127.	Kevin LaVallee	33	8	20	28	4	5	0	0
128.	BRYAN TROTTIER	52	9	19	28	24	0	1	0
129.	LARRY MURPHY	44	5	23	28	30	2	0	0
130.	SCOTT YOUNG	43	11	16	27	33	3	1	3
131.	Steve Durbano	66	4	23	27	309	2	0	0
132.	Lew Morrison	214	13	13	26	12	1	3	1
133.	Jack Lynch	64	1	25	26	61	0	0	0
134.	Chris Kontos	67	9	16	25	18	1	0	1
135.	Paul Marshall	59	12	12	24	13	2	0	5
136.	Jean Guy Lagace	106	4	20	24	119	1	1	1
137.	PAUL STANTON	75	5	18	23	40	1	0	1
138.	Marc Chorney	139	5	18	23	151	0	0	1
139.	Bryan Maxwell	89	3	20	23	141	0	0	0
140.	Ab DeMarco	42	9	13	22	8	4	0	1
141.	Dave McLlwain	90	12	10	22	44	1	0	0
142.	Mitch Lamoureux	70	12	9	21	59	0	2	0
143.	Anders Hakansson	62	9	12	21	26	0	0	1
144.	Randy Boyd	84	4	17	21	126	1	0	0
145.	Billy Speer	102	4	17	21	71	2	0	1
146.	Steve Cardwell	53	9	11	20	35	2	0	1
147.	Brian Spencer	86	9	11	20	81	0	0	1
148.	Kevin McClelland	72	8	12	20	139	0	2	0
149.	Bob Blackburn	124	8	12	20	105	0	0	2
150.	Billy Harris	55	7	13	20	8	2	0	0
151.	Pat Graham	62	7	13	20	71	1	0	1
152.	JIRI HRDINA	37	6	14	20	13	1	1	0
153.	Rick Kessell	83	2	18	20	4	0	0	0
154.	Bob Simpson	30	10	9	19	4	0	0	1
155.	Bernie Lukowich	53	9	10	19	32	1	0	2
156.	Bob Dillabough	61	7	12	19	20	1	0	0
157.	Rene Robert	49	7	11	18	42	3	0	2
158.	Pete LaFramboise	35	5	13	18	8	3	0	0
159.	Simon Nolet	39	9	8	17	2	1	0	1
160.	Bob Rivard	27	5	12	17	4	1	0	1
161.	Tom O'Regan	61	5	12	17	10	0	0	0
162.	Tracy Pratt	83	5	12	17	158	0	0	1
163.	Ted Snell	55	4	12	16	8	0	0	0
164.	Nick Beverley	67	2	14	16	21	0	0	1
165.	George Konik	52	7	8	15	26	1	0	1
166.	GORD ROBERTS	61	3	12	15	70	0	0	0
167.	Jacques Cossette	64	8	6	14	29	2	0	1
168.	Errol Thompson	34	6	8	14	12	0	0	1
169.	Tim Hrynewich	55	6	8	14	82	0	0	2
170.	Andrew McBain	41	5	9	14	51	1	0	0
171.	Jim McGeough	42	4	10	14	20	0	0	1
172.	Greg Fox	75	4	10	14	92	0	0	0
173.	Rod Zaine	37	8	5	13	21	2	1	0
174.	John Stewart	40	4	9	13	32	1	0	0
175.	Don Awrey	79	1	12	13	40	0	0	0
176.	John Flesch	29	7	5	12	19	0	0	2
177.	Kim Davis	34	5	7	12	47	0	0	2
178.	Todd Charlesworth	86	3	9	12	41	0	0	1
179.	Al MacNeil	74	2	10	12	58	0	0	0
180.	GORD DINEEN	116	2	10	12	173	0	0	0
181.	MARK KACHOWSKI	64	6	5	11	209	0	0	1
182.	Blaine Stoughton	34	5	6	11	8	0	0	0
183.	Steve Gotaas	36	5	6	11	45	0	0	1
184.	Wayne Hicks	15	4	7	11	2	2	0	1
185.	Bruce Crowder	26	4	7	11	23	0	0	0
186.	PETER TAGLIANETTI	39	3	8	11	93	0	0	0
187.	RON FRANCIS	14	2	9	11	21	0	0	1
188.	Joe McDonnell	43	2	9	11	22	2	0	0
189.	Tim Horton	44	2	9	11	40	0	0	1
190.	GILBERT DELORME	54	3	7	10	44	0	0	0

	PLAYERS	GAMES	GOALS	ASSISTS	POINTS	PIM	PPG	SHG	GWG
191.	Bob Stewart	65	3	7	10	52	0	0	0
192.	JAY CAUFIELD	118	3	7	10	479	0	0	1
193.	TOM BARRASSO	116	0	10	10	97	-	-	-
194.	Nelson DeBenedet	31	6	3	9	11	1	0	0
195.	Marty McSorley	87	2	7	9	239	0	0	0
196.	Tom Thornbury	14	1	8	9	16	0	0	0
197.	Roger Belanger	44	3	5	8	32	0	0	0
198.	Wilf Paiement	23	2	6	8	39	0	0	0
199.	Ron Meighan	41	2	6	8	16	1	0	0
200.	Shel.Kannegiesser	75	2	6	8	76	0	0	0
201.	Paul Mulvey	27	1	7	8	76	0	0	0
202.	George Swarbrick	31	1	7	8	36	0	0	0
203.	Dwight Mathiasen	33	1	7	8	18	0	0	0
204.	Ed Van Impe	22	0	8	8	22	0	0	0
205.	Tom Cassidy	26	3	4	7	15	0	0	0
206.	Perry Ganchar	33	2	5	7	36	0	0	0
207.	Joe Noris	35	2	5	7	20	1	0	0
208.	Dwight Schofield	25	1	6	7	59	0	0	0
209.	Steve Dykstra	65	1	6	7	126	0	0	0
210.	WENDELL YOUNG	83	0	7	7	12	-	-	-
211.	Harvey Bennett	32	3	3	6	53	1	0	1
212.	Tony Feltrin	39	3	3	6	44	0	0	0
213.	Bob Gladney	13	1	5	6	2	0	0	0
214.	Richard Zemlak	50	1	5	6	178	1	0	0
215.	Kelly Pratt	22	0	6	6	15	0	0	0
216.	Denis Herron	290	0	6	6	67	-	-	-
217.	Arto Javanainen	14	4	1	5	2	0	0	0
218.	Ron Snell	7	3	2	5	6	2	0	1
219.	Ted Bulley	26	3	2	5	12	0	0	1
220.	JAMIE LEACH	17	2	3	5	0	0	0	0
221.	Yvon Labre	37	2	3	5	32	0	0	0
222.	Bryan Erickson	11	1	4	5	0	0	0	0
223.	Doug Lecuyer	12	1	4	5	12	0	0	1
224.	ULF SAMUELSSON	14	1	4	5	37	0	0	0
225.	Robin Burns	41	0	5	5	32	0	0	0
226.	Greg Millen	135	0	5	5	20	-	-	-
227.	Michel Dion	151	0	5	5	14	-	-	-
228.	Derek Sanderson	13	3	1	4	0	1	0	0
229.	Jim Kyte	57	3	1	4	127	0	0	0
230.	Mike McMahon	12	1	3	4	19	1	0	0
231.	GRANT JENNINGS	13	1	3	4	26	0	0	0
232.	Wayne Van Dorp	25	1	3	4	75	0	0	0
233.	Lee Giffin	27	1	3	4	9	0	0	0
234.	Rocky Saganiuk	29	1	3	4	37	0	0	0
235.	Jim Wiley	26	0	4	4	2	0	0	0
236.	Dick Mattiussi	44	0	4	4	32	0	0	0
237.	Chris Joseph	17	0	4	4	12	0	0	0
238.	Scott Bjugstad	24	3	0	3	4	0	0	1
239.	Mitch Wilson	17	2	1	3	83	0	0	0
240.	Darren Lowe	8	1	2	3	0	0	0	0
241.	Brad Aitken	11	1	2	3	25	0	0	0
242.	Jim Shires	18	1	2	3	2	0	0	0
243.	Wally Weir	14	0	3	3	34	0	0	0
244.	Stan Jonathan	19	0	3	3	13	0	0	0
245.	Larry Bignell	20	0	3	3	2	0	0	0
246.	Ron Jones	25	0	3	3	15	0	0	0
247.	Kim Clackson	45	0	3	3	166	0	0	0
248.	Michel Plasse	76	0	3	3	24	-	-	-
249.	FRANK PIETRANGELO	82	0	3	3	30	-	-	-
250.	Hartland Monahan	7	2	0	2	2	1	0	0
251.	Billy Hicke	12	2	0	2	6	1	0	0
252.	Brian McKenzie	6	1	1	2	4	0	0	0
253.	Doug Barrie	8	1	1	2	8	0	0	0
254.	Garry Swain	9	1	1	2	0	0	0	0
255.	Doug Smith	10	1	1	2	25	0	0	0

PLAYERS	GAMES	GOALS	ASSISTS	POINTS	PIM	PPG	SHG	GWG
256. Ted Nolan	18	1	1	2	34	0	0	0
257. Ed Gilbert	45	1	1	2	0	0	0	0
258. Tim Tookey	8	0	2	2	2	0	0	0
259. JEFF DANIELS	11	0	2	2	2	0	0	0
260. John Arbour	17	0	2	2	35	0	0	0
261. Tom Price	19	0	2	2	8	0	0	0
262. Dean DeFazio	22	0	2	2	28	0	0	0
263. Greg Tebbutt	24	0	2	2	33	0	0	0
264. Dunc Wilson	66	0	2	2	21	-	-	-
265. Gary Inness	100	0	2	2	4	-	-	-
266. Gilles Meloche	104	0	2	2	22	-	-	-
267. Scott Gruhl	6	1	0	1	0	0	0	0
268. Mel Pearson	2	0	1	1	0	0	0	0
269. KEN PRIESTLAY	2	0	1	1	0	0	0	0
270. Neil Belland	3	0	1	1	0	0	0	0
271. Alain Chevrier	3	0	1	1	2	-	-	-
272. Roy Edwards	15	0	1	1	0	-	-	-
273. Cam Newton	16	0	1	1	6	-	-	-
274. Steve Guenette	32	0	1	1	2	-	-	-
275. Pat Riffin	39	0	1	1	14	-	-	-
276. Bennett Wolf	30	0	1	1	133	0	0	0
277. Gilles Lupien	31	0	1	1	34	0	0	0
278. Jim Rutherford	115	0	1	1	18	-	-	-
279. Roberto Romano	123	0	1	1	6	-	-	-
280. Les Binkley	196	0	1	1	2	-	-	-
281. Marv Edwards	1	0	0	0	0	-	-	-
282. Rob Garner	1	0	0	0	0	0	0	0
283. Bob Geale	1	0	0	0	2	0	0	0
284. Alain Lemieux	1	0	0	0	0	0	0	0
285. Brian Lundberg	1	0	0	0	2	0	0	0
286. Pat Mayer	1	0	0	0	4	0	0	0
287. Greg Redquest	1	0	0	0	0	-	-	-
288. Richard Tabaracci	1	0	0	0	2	-	-	-
289. Dave Goertz	2	0	0	0	2	0	0	0
290. Paul Hoganson	2	0	0	0	0	-	-	-
291. Lex Hudson	2	0	0	0	0	0	0	0
292. Bob Taylor	2	0	0	0	0	-	-	-
293. Yves Bergeron	3	0	0	0	0	0	0	0
294. Steve Lyon	3	0	0	0	2	0	0	0
295. Carl Mokosak	3	0	0	0	4	0	0	0
296. JIM PAEK	3	0	0	0	9	0	0	0
297. Grant Sasser	3	0	0	0	0	0	0	0
298. Bob Stumpf	3	0	0	0	0	0	0	0
299. Bill LeCaine	4	0	0	0	0	0	0	0
300. Mike Meeker	4	0	0	0	5	0	0	0
301. Vincent Tremblay	4	0	0	0	2	0	0	0
302. Ted Lanyon	5	0	0	0	4	0	0	0
303. Dave Capuano	6	0	0	0	2	0	0	0
304. Gary Edwards	6	0	0	0	2	-	-	-
305. Petteri Lehto	6	0	0	0	4	0	0	0
306. Ian Turnbull	7	0	0	0	4	0	0	0
307. Brian Ford	8	0	0	0	0	-	-	-
308. Jimmy Mann	9	0	0	0	53	0	0	0
309. Rich Sutter	9	0	0	0	0	0	0	0
310. Mike Rowe	11	0	0	0	11	0	0	0
311. Bob Johnson	12	0	0	0	6	-	-	-
312. Paul Harrison	13	0	0	0	0	-	-	-
313. Hank Nowak	13	0	0	0	11	0	0	0
314. Gordie Laxton	17	0	0	0	0	-	-	-
315. Nick Ricci	19	0	0	0	2	-	-	-
316. Hank Bassen	25	0	0	0	8	-	-	-
317. Joe Daley	38	0	0	0	2	-	-	-
318. Rob Holland	44	0	0	0	2	-	-	-
319. Andy Brown	45	0	0	0	62	-	-	-
320. Al Smith	93	0	0	0	61	-	-	-
Bench					278			
TOTAL		6532	10,778	17,311	33,243	1665	196	709

BEST SEASONS

GOALS - ONE SEASON

- 85 - Mario Lemieux (1988-89)
- 70 - Mario Lemieux (1987-88)
- 55 - Rick Kehoe (1980-81)
- 54 - Mario Lemieux (1986-87)
- 53 - Pierre Larouche (1975-76)
- 52 - Jean Pronovost (1975-76)
- 51 - Mike Bullard (1983-84)
- 49 - Rob Brown (1988-89)
- 48 - Mario Lemieux (1985-86)
- 45 - Mario Lemieux (1989-90)
- 43 - Lowell MacDonald (1973-74)
- 43 - Jean Pronovost (1974-75)
- 43 - Mario Lemieux (1984-85)
- 41 - Mike Bullard (1985-86)
- 40 - Jean Pronovost (1973-74)
- 40 - Jean Pronovost (1977-78)
- 40 - Warren Young (1984-85)
- 40 - Dan Quinn (1987-88)
- 40 - Mark Recchi (1990-91)
- 40 - Kevin Stevens (1990-91)

59 Stevens
44 - Lemieux
42 - Mullen

POINTS - ONE SEASON

- 139 - Mario Lemieux (1988-89)
- 168 - Mario Lemieux (1987-88)
- 141 - Mario Lemieux (1985-86)
- 123 - Mario Lemieux (1989-90)
- 115 - Rob Brown (1988-89)
- 113 - Paul Coffey (1988-89)
- 113 - Mark Recchi (1990-91)
- 111 - Pierre Larouche (1975-76)
- 107 - Mario Lemieux (1986-87)
- 104 - Jean Pronovost (1975-76)
- 103 - Paul Coffey (1989-90)
- 100 - Mario Lemieux (1984-85)
- 99 - Syl Apps (1975-76)
- 94 - Dan Quinn (1988-89)
- 94 - John Cullen (1990-91)
- 93 - Paul Coffey (1990-91)
- 92 - Mike Bullard (1983-84)
- 92 - John Cullen (1989-90)

139 - Lemieux
123 - Stevens

POWER PLAY GOALS - ONE SEASON

- 31 - Mario Lemieux (1988-89)
- 24 - Rob Brown (1988-89)
- 22 - Mario Lemieux (1987-88)
- 21 - Dan Quinn (1987-88)
- 21 - Paul Gardner (1981-82)
- 20 - Rick Kehoe (1980-81)
- 20 - Paul Gardner (1982-83)
- 19 - Doug Shedden (1985-86)
- 19 - Mario Lemieux (1986-87)
- 18 - Pierre Larouche (1975-76)
- 18 - Kevin Stevens (1990-91)
- 17 - Rick Kehoe (1981-82)
- 17 - Mario Lemieux (1985-86)

19 - Stevens

POWER PLAY POINTS - ONE SEASON

- 80 - Mario Lemieux (1987-88)
- 80 - Mario Lemieux (1988-89)
- 64 - Paul Coffey (1988-89)
- 62 - Mario Lemieux (1985-86)
- 50 - Rick Kehoe (1981-82)
- 49 - Mario Lemieux (1989-90)
- 48 - Paul Coffey (1989-90)
- 47 - Dan Quinn (1988-89)
- 47 - Rob Brown (1988-89)
- 46 - Randy Carlyle (1981-82)
- 42 - Paul Coffey (1987-88)
- 41 - Moe Mantha (1985-86)
- 41 - Pat Boulette (1981-82)
- 41 - Paul Coffey (1990-91)
- 40 - Randy Carlyle (1981-82)

47 - Lemieux
43 - Stevens

ASSISTS - ONE SEASON

- 114 - Mario Lemieux (1988-89)
- 98 - Mario Lemieux (1987-88)
- 93 - Mario Lemieux (1985-86)
- 83 - Paul Coffey (1988-89)
- 78 - Mario Lemieux (1989-90)
- 74 - Paul Coffey (1989-90)
- 73 - Mark Recchi (1990-91)
- 69 - Paul Coffey (1990-91)
- 67 - Syl Apps (1975-76)
- 67 - Randy Carlyle (1980-81)
- 66 - Rob Brown (1988-89)
- 64 - Randy Carlyle (1981-82)
- 63 - John Cullen (1990-91)
- 63 - Ron Schock (1974-75)
- 61 - Syl Apps (1973-74)
- 60 - Ron Stackhouse (1975-76)
- 60 - Dan Quinn (1988-89)
- 60 - John Cullen (1989-90)
- 58 - Pierre Larouche (1975-76)
- 57 - Mario Lemieux (1984-85)

97 - Lemieux
69 Stevens

PEN MIN - ONE SEASON

- 409 - Paul Baxter (1981-82)
- 378 - Dave Schultz (1977-78)
- 322 - Pat Price (1981-82)
- 297 - Gary Rissling (1983-84)
- 285 - Jay Caulfield (1988-89)
- 238 - Paul Baxter (1982-83)
- 230 - Pat Boulette (1981-82)
- 224 - Marty McSorley (1983-84)
- 218 - Dan Frawley (1986-87)
- 212 - Bryan Watson (1971-72)
- 209 - Gary Rissling (1984-85)
- 206 - Rod Buskas (1987-88)
- 204 - Paul Baxter (1980-81)

259 - Stevens
206 - Samuelsson

POWER PLAY ASSISTS - ONE SEASON

- 58 - Mario Lemieux (1987-88)
- 53 - Paul Coffey (1988-89)
- 49 - Mario Lemieux (1988-89)
- 45 - Mario Lemieux (1985-86)
- 39 - Randy Carlyle (1980-81)
- 38 - Paul Coffey (1989-90)
- 35 - Mario Lemieux (1989-90)
- 36 - Paul Coffey (1987-88)
- 33 - Randy Carlyle (1981-82)
- 33 - Rick Kehoe (1981-82)
- 33 - Paul Coffey (1990-91)
- 31 - Dan Quinn (1988-89)
- 30 - Moe Mantha (1985-86)

35 - Lemieux

SHOTS ON GOAL - ONE SEASON

- 382 - Mario Lemieux (1987-88)
- 342 - Paul Coffey (1988-89)
- 324 - Paul Coffey (1989-90)
- 319 - Pierre Larouche (1975-76)
- 313 - Mario Lemieux (1988-89)
- 299 - Jean Pronovost (1975-76)
- 299 - Rick Kehoe (1980-81)
- 293 - Andy Bathgate (1967-68)
- 284 - Al McDonough (1972-73)
- 276 - Mario Lemieux (1985-86)
- 275 - Jean Pronovost (1974-75)

313 - Stevens

YEAR BY YEAR LEADERS

GOAL LEADERS		ASSIST LEADERS		
1990-91	Mark Recchi	40	Mark Recchi	73
	Kevin Stevens	40	Paul Coffey	69
1989-90	Mario Lemieux	45	Mario Lemieux	78
	Rob Brown	33	Paul Coffey	74
1988-89	MARIO LEMIEUX	85	MARIO LEMIEUX	114
	Rob Brown	49	Paul Coffey	83
	Dan Quinn	34	Rob Brown	66
1987-88	Mario Lemieux	70	Mario Lemieux	98
	Dan Quinn	40	Paul Coffey	52
	Randy Cunneynworth	35	Dan Quinn	39
	Rob Brown	24	Randy Cunneynworth	39
1986-87	Mario Lemieux	54	Mario Lemieux	53
	Dan Quinn	28	Dan Quinn	43
	Randy Cunneynworth	26	Doug Bodger	38
	Craig Simpson	26	Terry Ruskowski	37
1985-86	Mario Lemieux	48	Mario Lemieux	93
	Mike Bullard	41	Moe Mantha	52
1984-85	Mario Lemieux	43	Mario Lemieux	57
	Warren Young	40	John Chabot	45
	Doug Shedden	35	Moe Mantha	40
1983-84	Mike Bullard	51	Mike Bullard	41
	Ron Flockhart	27	Doug Shedden	35
	Mark Taylor	24	Mark Taylor	31
1982-83	Rick Kehoe	29	Greg Malone	44
	Paul Gardner	28	Doug Shedden	43
	Pat Boutette	27	Randy Carlyle	41
1981-82	Mike Bullard	36	Randy Carlyle	64
	Paul Gardner	36	Rick Kehoe	52
	Rick Kehoe	33	Pat Boutette	51
1980-81	Rick Kehoe	55	Randy Carlyle	67
	Paul Gardner	34	Mario Faubert	44
	Peter Lee	30	Paul Gardner	40
1979-80	Rick Kehoe	30	Greg Malone	32
	George Ferguson	21	Rick Kehoe	30
1978-79	Greg Malone	35	Orest Kindrachuk	42
	Peter Lee	32	Pete Mahovlich	39
	Rick Kehoe	27	Randy Carlyle	34
1977-78	Jean Pronovost	40	Greg Malone	43
	Rick Kehoe	29	Tom Edur	38
	Pete Mahovlich	25	Gene Carr	37
1976-77	Jean Pronovost	33	Syl Apps	43
	Rick Kehoe	30	Pierre Larouche	34
	Pierre Larouche	29	Ron Stackhouse	34
1975-76	Pierre Larouche	53	Syl Apps	67
	Jean Pronovost	52	Ron Stackhouse	60
	Syl Apps	32	Pierre Larouche	58
1974-75	Jean Pronovost	43	Ron Schock	63
	Rick Kehoe	32	Syl Apps	55
1973-74	Lowell MacDonald	43	Syl Apps	61
	Jean Pronovost	40	Lowell MacDonald	39
1972-73	Al McDonough	35	Syl Apps	56
	Lowell MacDonald	34	Al McDonough	41
	Syl Apps	29	Lowell MacDonald	41
1971-72	Jean Pronovost	30	Syl Apps	44
	Greg Polis	30	Ken Schinkel	30
1970-71	Jean Pronovost	21	Bryan Hextall	32
	Dean Prentice	21	Wally Boyer	30
	Keith McCreary	21	Andy Bathgate	29
1969-70	Dean Prentice	26	Michel Briere	32
	Ken Schinkel	20	Dean Prentice	25
	Jean Pronovost	20	Ken Schinkel	25
1968-69	Keith McCreary	25	Bob Woytowich	25
	Ken Schinkel	18	Charlie Burns	38
1967-68	Ab McDonald	22	Ken Schinkel	34
	Andy Bathgate	20	Andy Bathgate	39
			Val Fonteyne	28

YEAR BY YEAR LEADERS

POINT LEADERS		PEN MIN LEADERS		
1990-91	Mark Recchi	113	Ulf Samuelsson	211
	Paul Coffey	93	Kevin Stevens	133
1989-90	Mario Lemieux	123	Kevin Stevens	171
	Paul Coffey	103	Troy Loney	168
1988-89	MARIO LEMIEUX	199	Jay Caufield	285
	Rob Brown	115	Paul Coffey	193
	Paul Coffey	113	Troy Loney	165
1987-88	Mario Lemieux	168	Rod Buskas	206
	Dan Quinn	79	Dan Frawley	152
	Randy Cunneynworth	74	Troy Loney	151
1986-87	Mario Lemieux	107	Dan Frawley	218
	Dan Quinn	71	Terry Ruskowski	147
	Randy Cunneynworth	53	Randy Cunneynworth	142
1985-86	Mario Lemieux	141	Dan Frawley	174
	Mike Bullard	83	Terry Ruskowski	162
	Moe Mantha	67	Rod Buskas	159
1984-85	Mario Lemieux	100	Gary Rissling	209
	Warren Young	72	Rod Buskas	191
	Doug Shedden	67	Warren Young	176
1983-84	Mike Bullard	92	Gary Rissling	297
	Doug Shedden	57	Marty McSorley	224
1982-83	Doug Shedden	67	Paul Baxter	238
	Rick Kehoe	65	Pat Boutette	152
	Greg Malone	61	Gary Rissling	128
1981-82	Rick Kehoe	85	PAUL BAXTER	409
	Randy Carlyle	75	Pat Price	322
	Pat Boutette	74	Pat Boutette	230
1980-81	Rick Kehoe	88	Paul Baxter	204
	Randy Carlyle	83	Pat Hughes	161
	Paul Gardner	74	Gary Rissling	143
1979-80	Rick Kehoe	60	Kim Clackson	166
	Greg Malone	51	Russ Anderson	150
1978-79	Greg Malone	65	Dave Schultz	157
	Orest Kindrachuk	60	Colin Campbell	137
	Peter Lee	58	Russ Anderson	93
1977-78	Jean Pronovost	65	Dave Schultz	378
	Pete Mahovlich	61	Russ Anderson	150
	Greg Malone	61	Colin Campbell	103
1976-77	Jean Pronovost	64	Bob Kelly	115
	Pierre Larouche	63	Russ Anderson	81
	Syl Apps	61	Ron Stackhouse	72
1975-76	Pierre Larouche	111	Steve Durbano	161
	Jean Pronovost	104	Bob Kelly	149
	Syl Apps	99	Barry Wilkins	106
1974-75	Ron Schock	86	Colin Campbell	172
	Syl Apps	79	Bob Kelly	120
	Jean Pronovost	75	Bob Paradise	109
1973-74	Syl Apps	85	Steve Durbano	138
	Lowell MacDonald	82	Bryan Watson	137
1972-73	Syl Apps	85	Bryan Watson	179
	Al McDonough	76	Bryan Hextall	113
	Lowell MacDonald	75	Darryl Edestrand	88
1971-72	Syl Apps	59	Bryan Watson	212
	Jean Pronovost	53	Bryan Hextall	126
1970-71	Bryan Hextall	48	Bryan Hextall	133
	Jean Pronovost	45	Bryan Watson	119
	Andy Bathgate	44	Nick Harbaruk	108
1969-70	Dean Prentice	51	Bryan Watson	189
	Ken Schinkel	45	Tracy Pratt	124
	Michel Briere	44	Glen Sather	114
1968-69	Ken Schinkel	52	Dunc McCallum	81
	Charlie Burns	51	Bob Woytowick	62
	Keith McCreary	48	Noel Price	61
1967-68	Andy Bathgate	59	Leo Boivin	74
	Lowell MacDonald	43	Al MacNeil	58
	Ken Schinkel	39	Andy Bathgate	55

YEAR BY YEAR LEADERS

	POWER PLAY GOALS		POWER PLAY ASSISTS		POWER PLAY POINTS	
1990-91	Kevin Stevens	18	Paul Coffey	33	Paul Coffey	41
	Mark Recchi	12	Mark Recchi	27	Mark Recchi	39
1989-90	Mario Lemieux	14	Paul Coffey	38	Mario Lemieux	49
	Three tied with	12	Mario Lemieux	35	Paul Coffey	48
1988-89	MARIO LEMIEUX	31	Paul Coffey	53	MARIO LEMIEUX	80
	Rob Brown	24	Mario Lemieux	49	Paul Coffey	64
	Dan Quinn	16	Dan Quinn	31	Rob Brown	47
	Paul Coffey	11	Rob Brown	23	Dan Quinn	47
1987-88	Mario Lemieux	22	MARIO LEMIEUX	58	MARIO LEMIEUX	80
	Dan Quinn	21	Paul Coffey	36	Paul Coffey	42
	Randy Cunneynworth	14	Doug Bodger	20	Dan Quinn	39
1986-87	Mario Lemieux	19	Moe Mantha	20	Mario Lemieux	38
	Dan Quinn	10	Mario Lemieux	19	Moe Mantha	28
	Moe Mantha	8	Terry Ruskowski	17	Terry Ruskowski	22
1985-86	Doug Shedden	19	Mario Lemieux	45	Mario Lemieux	62
	Mario Lemieux	17	Moe Mantha	30	Moe Mantha	41
	Mike Bullard	16	Mike Bullard	17	Doug Shedden	34
1984-85	Mike Bullard	14	Mario Lemieux	22	Mario Lemieux	33
	Doug Shedden	12	Moe Mantha	16	Doug Shedden	25
	Mario Lemieux	11			Mike Bullard	24
1983-84	Mike Bullard	15	Randy Carlyle	19	Mike Bullard	31
	Pat Boutette	10	Mike Bullard	16	Mark Taylor	19
	Mark Taylor	9			Rick Kehoe	19
1982-83	Paul Gardner	20	Rick Kehoe	23	Rick Kehoe	38
	Rick Kehoe	15	Doug Shedden	17	Paul Gardner	37
	Pat Boutette	13	Paul Gardner	17	Pat Boutette	29
			Greg Hotham	17		
1981-82	Paul Gardner	21	Randy Carlyle	33	Rick Kehoe	50
	Rick Kehoe	17	Rick Kehoe	33	Pat Boutette	41
	Pat Boutette	14	Pat Boutette	27	Randy Carlyle	40
1980-81	Rick Kehoe	20	Randy Carlyle	39	Randy Carlyle	46
	Paul Gardner	18	Mario Faubert	23	Rick Kehoe	39
	Rod Schutt	11	Rick Kehoe	19	Paul Gardner	35
1979-80	Rick Kehoe	7	Randy Carlyle	15	Randy Carlyle	18
	Greg Malone	5	Four tied with	7	Rick Kehoe	14
	Pat Hughes	5				
1978-79	Peter Lee	10	Randy Carlyle	16	Randy Carlyle	19
	Greg Malone	8	Three tied with	11	Peter Lee	17
1977-78	Jean Pronovost	12	Gene Carr	20	Gene Carr	24
	Pete Mahovich	9	Tom Edur		13 Jean Pronovost	21
1976-77	Pierre Larouche	8	Syl Apps	13	Pierre Larouche	17
	Jean Pronovost	7	Pierre Larouche	9	Syl Apps	16
	Rick Kehoe	7	Ron Stackhouse	9		
1975-76	Pierre Larouche	18	Jean Pronovost	24	Jean Pronovost	37
	Jean Pronovost	13	Ron Stackhouse	22	Pierre Larouche	32
1974-75	Jean Pronovost	11	Ron Stackhouse	22	Ron Stackhouse	28
	Vic Hadfield	7	Vic Hadfield	18	Vic Hadfield	25
	Chuck Arnason	7				
1973-74	Lowell MacDonald	9	Syl Apps	16	Syl Apps	23
	Jean Pronovost	8	Lowell MacDonald	14	Lowell MacDonald	23
1972-73	Greg Polis	8	Al McDonough	15	Al McDonough	22
	Eddie Shack	8	Jack Lynch	11	Syl Apps	16
1971-72	Greg Polis	8	Syl Apps	11	Syl Apps	14
	Bryan Hextall	5	Ken Schinkel	8	Greg Polis	10
	Bob Leiter	5			Ron Schock	10
1970-71	Andy Bathgate	7	Duane Rupp	19	Bryan Hextall	20
	Dean Prentice	7	Bryan Hextall	14	Duane Rupp	20
1969-70	Dean Prentice	12	Bob Woytowich	15	Bob Woytowich	20
	Jean Pronovost	5	Ken Schinkel	12	Dean Prentice	19
	Bob Woytowich	5	Michel Briere	12		
1968-69	Ken Schinkel	8	Ken Schinkel	11	Ken Schinkel	19
	Keith McCreary	8	Bob Woytowich	9	Keith McCreary	16
1967-68	Ab McDonald	6	Andy Bathgate	14	Andy Bathgate	16
	Paul Andrea	5	Paul Andrea	9	Paul Andrea	14

KEY: **BOLD FACE** = CLUB RECORD

PITTSBURGH PENGUINS TEAM RECORDS

SEASON RECORDS

POINTS

Most Overall:	89 (1974-75) (37 wins & 15 ties)
Most Home:	60 (1974-75) (25 wins & 10 ties)
Most Road:	36 (1988-89) (16 wins & 4 ties)
Fewest Overall:	38 (1983-84) (16 wins & 6 ties)
Fewest Home:	18 (1983-84) (7 wins & 4 ties)
Fewest Road:	13 (1982-83) (4 wins & 5 ties)

WINS

Most Overall:	41 (1990-91)
Most Home:	25 (1974-75) & (1990-91)
Most Road:	16 (1988-89) & (1990-91)
Fewest Overall:	16 (1983-84)
Fewest Home:	7 (1983-84)
Fewest Road:	3 (1970-71)

LOSSES

Most Overall:	58 (1983-84)
Most Home:	29 (1983-84)
Most Road:	31 (1982-83)
Fewest Overall:	28 (1974-75)
Fewest Home:	5 (1974-75)
Fewest Road:	19 (1978-79)

TIES

Most Overall:	20 (1970-71)
Most Home:	10 (1967-68) & (1974-75)
Most Road:	11 (1970-71)
Fewest Overall:	6 (1990-91)
Fewest Home:	3 (1980-81), (1988-89), (1989-90) & (1990-91)
Fewest Road:	3 (1967-68), (1973-74), (1987-88) & (1990-91)

GOALS

Most For Overall:	347 (1988-89)
Most For Home:	196 (1975-76)
Most For Road:	162 (1988-89)
Most Against Overall:	394 (1982-83)
Most Against Home:	182 (1983-84)
Most Against Road:	224 (1982-83)
Fewest For Overall:	182 (1969-70)
Fewest For Home:	99 (1968-69)
Fewest For Road:	77 (1969-70)
Fewest Against Overall:	216 (1967-68)
Fewest Against Home:	92 (1970-71)
Fewest Against Road:	115 (1967-68)

ASSISTS

Most For:	586 (1990-91)
Most Against:	665 (1982-83)
Fewest For:	294 (1969-70)
Fewest Against:	338 (1967-68)

POINTS

Most For:	930 (1988-89)
Most Against:	1049 (1982-83)
Fewest For:	476 (1969-70)
Fewest Against:	554 (1967-68)

PITTSBURGH PENGUINS TEAM RECORDS

SEASON RECORDS

PENALTIES

Most For:	897 (1988-89)
Fewest For:	248 (1967-68)
Most Against:	906 (1988-89)
Fewest Against:	330 (1967-68)

PENALTY MINUTES

Most For:	2670 (1988-89) **
Fewest For:	554 (1967-68)
Most Against:	2702 (1988-89)
Fewest Against:	750 (1967-68)

MINORS

Most For:	773 (1987-88)
Fewest For:	237 (1967-68)
Most Against:	752 (1987-88)
Fewest Against:	315 (1967-68)

MAJORS

Most For:	118 (1988-89)
Fewest For:	1 (1967-68)
Most Against:	114 (1988-89)
Fewest Against:	6 (1967-68)

MISCONDUCTS

Most For:	69 (1981-82)
Fewest For:	1 (1968-69)
Most Against:	87 (1981-82)
Fewest Against:	7 (1976-77)

SHOTS ON GOAL

Most For:	2761 (1974-75)
Fewest For:	2231 (1968-69)
Most Against:	2908 (1983-84)
Fewest Against:	2168 (1987-88)

POWER PLAY CHANCES

Most For:	500 (1987-88)
Fewest For:	262 (1977-78) & (1979-80)
Most Against:	507 (1987-88)
Fewest Against:	193 (1967-68)

POWER PLAY GOALS

Most For:	119 (1988-89) **
Fewest For:	37 (1967-68)
Most Against:	120 (1987-88)
Fewest Against:	31 (1967-68)

POWER PLAY PERCENTAGE

Highest For:	24.7 (1981-82)
Lowest For:	13.6 (1967-68)
Highest Against:	27.4 (1982-83)
Lowest Against:	16.1 (1967-68)

SHORTHANDED GOALS

Most For:	21 (1988-89)
Fewest For:	2 (1967-68) & (1968-69)
Most Against:	22 (1984-85) **
Fewest Against:	4 (1973-74), (1978-79) & (1979-80)

KEY: ** = NHL RECORD

PITTSBURGH PENGUINS TEAM RECORDS

SEASON RECORDS

80 or More-Point Men in a Season

Most For: 4 (3 times - last time 1990-91)
Fewest For: 0 (10 times - last time in 1982-83)

90 or More-Point Men in a Season

Most For: 4 (1988-89) (Mario Lemieux 199, Rob Brown, 115, Paul Coffey 113 & Dan Quinn 94)
Fewest For: 0 (15 times - last time in 1982-83)

100 or More-Point Men in a Season

Most For: 3 (1988-89) (Mario Lemieux 199, Rob Brown 115 & Paul Coffey 113)
Fewest For: 0 (16 times - last time in 1983-84)

20 or More-Goal Men in a Season

Most For: 9 (2 times - last time 1989-90)
Fewest For: 1 (1968-69) (Keith McCreay 25)

30 or More-Goal Men in a Season

Most For: 5 (1975-76) (Pierre Larouche 53, Jean Pronovost 52, Syl Apps 32, Lowell MacDonald 30 & Vic Hadfield 30)
Fewest For: 0 (5 times - last time in 1982-83)

40 or More-Goal Men in a Season

Most For: 2 (7 times - last time in 1990-91)
Fewest For: 0 (11 times - last time in 1982-83)

50 or More-Goal Men in a Season

Most For: 2 (1975-76) (Pierre Larouche 53, & Jean Pronovost 52)
Fewest For: 0 (17 times - last time in 1989-90)

40 or More-Assist Men in a Season

Most For: 7 (1975-76) (Syl Apps 67, Ron Stackhouse 60, Pierre Larouche 58, Jean Pronovost 52, Rick Kehoe 47, Ron Schock 44 & Lowell MacDonald 43)
Fewest For: 0 (5 times - last time in 1979-80)

50 or More-Assist Men in a Season

Most For: 4 (2 times - last time in 1988-89)
Fewest For: 0 (11 times - last time in 1983-83)

60 or More-Assist Men in a Season

Most For: 4 (1988-89) (Mario Lemieux 114, Paul Coffey 83, Rob Brown 66 & Dan Quinn 60)
Fewest For: 0 (14 times - last time in 1986-87)

100 or More-Penalty Minute Men in a Season

Most For: 15 (1988-89) (Jay Caufield 285, Paul Coffey 193, Troy Loney 165, Jim Johnson 163, Dave Hannan 157, Randy Cunneyworth 156, Randy Hillier 141, Richard Zemlak 135, Steve Dykstra 126, Bob Errey 124, Rob Brown 118, John Cullen 112, Rod Buskas 105, Dan Quinn 102 & Mario Lemieux 100)
Fewest For: 0 (2 times - last time 1968-69)

200 or More-Penalty Minute Men in a Season

Most For: 3 (1981-82) (Paul Baxter 409, Pat Price 322 & Pat Boutette 230)
Fewest For: 0 (13 times - last time in 1990-91)

PITTSBURGH PENGUINS TEAM RECORDS

GAME RECORDS

MOST GOALS

For, Home:
For, Road:

Against, Home:
Against, Road:

For, Two Games:

For, Three Games: *24 Dec 26 to Dec 29*

For, Four Games: *30 Dec 23 to Dec 29*

For, Five Games: *34 (Dec 17 to Dec 26)*

Against, Two Games:

Against, Three Games:

Against, Four Games:

Against, Five Games:

For, Both Teams, Home:

For, Both Teams, Road:

12 vs Toronto Dec 26 1991

12 vs Washington (March 15, 1975)

9 at California (December 17, 1975)

9 at Vancouver (March 13, 1979)

9 at Minnesota (January 12, 1989)

9 at NY Rangers (December 3, 1990)

10 vs Edmonton (February 19, 1983)

13 at Philadelphia (March 22, 1984)

18 (March 15 to March 16, 1975) → *Dec 23-26*

23 February 17 to February 21, 1976

29 February 15 to February 21, 1976

34 February 12 to February 21, 1976

19 (March 22 to March 24, 1984)

23 (four times-last time-March 1985)

28 (five times-last time-March 1985)

34 (five times-last time-March 1985)

17 vs Edmonton (February 19, 1983)

(Edmonton 10, Pittsburgh 7)

17 at Philadelphia (March 22, 1984)

(Philadelphia 13, Pittsburgh 4)

FEWEST GOALS

For, Two Games:

For, Three Games:

For, Four Games:

Against, Two Games:

Against, Three Games:

Against, Four Games:

0 (four times-last time-Feb. 1980)

1 (October 31 to November 4, 1973)

2 (October 31 to November 7, 1973)

1 (eleven times-last time-Feb. 1986)

1 (February 20 to February 24, 1973)

3 (February 20 to February 25, 1973)

LARGEST MARGIN OF VICTORY

Home:

Road: *8-0 at Danbury*

Dec 5, 1991

11 12-1 Toronto Dec 26 1991

11 (12-1 vs Washington - March 15, 1975)

7 (9-2 at Minnesota - January 12, 1989)

(8-1 at Quebec - March 3, 1987)

(9-2 at California - December 12, 1975)

LARGEST MARGIN OF DEFEAT

Home:

Road: *8-0 vs Wash - Oct 29, 1991*

Dec 5, 1991

8 (9-1 vs Buffalo - April 5, 1980)

(9-1 vs Montreal - October 23, 1976)

12 (12-0 at Montreal - February 22, 1979)

MOST ASSISTS

For, Home:

For, Road:

Against, Home:

Against, Road:

For, Both Teams, Home:

For, Both Teams, Road:

20 vs Toronto Dec 26 1991

20 vs Washington (March 15, 1975)

17 at NY Rangers (December 3, 1990)

15 vs Minnesota (February 3, 1980)

15 vs Edmonton (February 19, 1983)

22 at Philadelphia (March 22, 1984)

28 vs Edmonton (February 19, 1983)

28 vs NY Islanders (February 6, 1990)

29 at Hartford (December 26, 1980)

MOST POINTS

For, Home:

For, Road:

Against, Home:

Against, Road:

For, Both Teams, Home:

For, Both Teams, Road:

32 vs Toronto Dec 26 1991

32 vs Washington (March 15, 1975)

25 at NY Rangers (December 3, 1990)

25 vs Edmonton (February 19, 1983)

35 at Philadelphia (March 22, 1984)

45 vs Edmonton (February 19, 1983)

45 at Hartford (December 26, 1980)

45 at Philadelphia (March 22, 1984)

MOST POWER PLAY GOALS

For:

Against:

For, Both Teams:

6 vs Toronto (December 12, 1986)

5 vs New Jersey (October 29, 1986)

5 at Buffalo (October 12, 1988)

5 at Hartford (February 26, 1989)

5 at Boston (October 5, 1989)

10 vs New Jersey (October 29, 1989)

(5 - Pittsburgh & 5 - New Jersey)

PITTSBURGH PENGUINS TEAM RECORDS

GAME RECORDS

MOST POWER PLAY CHANCES

For:	12 vs New Jersey (March 1, 1989) 12 vs NY Islanders (February 6, 1990)
Against:	14 vs Washington (October 11, 1988)
For, Both Teams:	22 at Washington (January 1, 1988) (9 - Pittsburgh & 13 - Washington) 22 vs Philadelphia (March 19, 1988) (10 - Pittsburgh & 12 - Philadelphia)

MOST SHORTHANDED GOALS

For:	2 (Ten times - last time Dec. 13, 1990)
Against:	3 at Toronto (November 16, 1988)
For, Both Teams:	4 vs Chicago (December 6, 1989) (2 - Pittsburgh & 2 - Chicago)

PENALTIES

Most For, Home:	28 vs Edmonton (Jan. 19, 1980) (12-8-8)
Most For, Road:	32 at NY Rangers (Oct. 30, 1988) (14-10-8)
Most by Opponent, Home:	24 vs Edmonton (Jan. 19, 1980) (9-9-6) 24 vs Washington (Nov. 25, 1989) (13-7-4)
Most by Opponent, Road:	27 at NY Rangers (Oct. 30, 1988) (12-8-7)
Most by Both Teams, Home:	52 vs Edmonton (January 19, 1980)
Most by Both Teams, Road:	50 at NY Islanders (October 14, 1982)

PENALTY MINUTES

Most For, Home:	144 vs Edmonton (Jan. 19, 1980) (12-8-8)
Most For, Road:	158 at NY Rangers (Oct. 30, 1988) (14-10-8)
Most by Opponent, Home:	123 vs Edmonton (Jan. 19, 1980) (9-9-6)
Most by Opponent, Road:	134 at NY Rangers (Oct. 30, 1988) (12-8-7)
Most by Both Teams, Home:	267 vs Edmonton (Jan. 19, 1980) (Pittsburgh 144, Edmonton 123)
Most by Both Teams, Road:	292 at NY Rangers (Oct. 30, 1988) (Pittsburgh 158, NY Rangers 134)

SHOTS

Most For, Home:	65 vs Washington (Low/Belhumer) (March 15, 1975)
Most For, Road:	49 at Toronto (Hamel) (November 20, 1974) 49 at Chicago (Esposito) (February 25, 1979)
Most Against, Home:	55 vs Montreal (Wilson/Laxton) (October 23, 1976)
Most Against, Road:	62 at Chicago (Barrasso) (March 12, 1989)
Fewest For, Home:	17 vs Philadelphia (St. Croix) (October 23, 1982) 17 vs Philadelphia (Hextall) (December 29, 1988) 17 vs Calgary (Vernon) (February 12, 1989) 17 vs Calgary (Vernon) (March 24, 1990)
Fewest For, Road:	11 at Boston (Gilbert) (March 27, 1977)
Fewest Against, Home:	13 vs Los Angeles (Smith) (Oct. 22, 1969)
Fewest Against, Road:	15 at California (Binkley) (Oct. 17, 1971)

SAVES

Most For, Home:	48 vs Philadelphia (Dion) (Oct. 23, 1982)
Most For, Road:	57 at Chicago (Barrasso) (March 12, 1989)
Most Against, Home:	53 vs Montreal (Thomas) (March 10, 1974)
Most Against, Road:	47 at Chicago (Esposito) (Feb. 25, 1979)
Fewest For, Home:	11 vs Los Angeles (Smith) (Oct. 22, 1969) 11 vs NY Rangers (Millen) (Dec. 22, 1979)
Fewest For, Road:	11 at Vancouver (Riggin/Guenette) (November 17, 1987)
Fewest by Opponent, Home:	13 vs Philadelphia (St. Croix) (October 23, 1982)
Fewest by Opponent, Road:	9 at Montreal (Penney) (Oct. 13, 1984)

PITTSBURGH PENGUINS TEAM RECORDS

PERIOD RECORDS

MOST GOALS

For, Home: *8 vs San Jose Dec 17 1991* 7 vs St. Louis (November 22, 1972)
For, Road: *6 at San Jose Dec 5 1991* 5 at NY Rangers (October 28, 1973)
5 at Washington (December 26, 1990)
Against, Home: 6 vs Minnesota (February 3, 1982)
6 vs Minnesota (January 12, 1983)
6 vs Montreal (January 15, 1983)
6 vs Quebec (February 16, 1985)
6 vs NY Rangers (January 3, 1991)
Against, Road: 7 at Philadelphia (March 22, 1984)
For, Both Teams, Home: 8 vs St. Louis (November 22, 1972)
8 vs Vancouver (October 6, 1976)
8 vs Montreal (January 11, 1978)
8 vs Detroit (November 4, 1978)
8 vs Montreal (January 15, 1983)
8 vs NY Islanders (October 28, 1990)
8 vs Toronto (February 21, 1991)
For, Both Teams, Road: 8 at Vancouver (March 16, 1974)
8 at Hartford (November 30, 1979)
8 at Hartford (December 26, 1980)

MOST ASSISTS

For, Home: 11 vs St. Louis (November 22, 1972)
For, Road: *11 at San Jose Dec 5 1991* 9 at NY Rangers (October 28, 1973)
9 at Washington (December 26, 1990)
Against, Home: 12 vs Quebec (February 16, 1985)
Against, Road: 13 at Philadelphia (March 22, 1984)
For, Both Teams, Home: 15 vs Vancouver (October 6, 1976)
For, Both Teams, Road: 14 at NY Islanders (December 11, 1976)
14 at Hartford (December 26, 1980)

MOST POINTS

For, Home: 18 vs St. Louis (November 22, 1972)
For, Road: *17 at San Jose Dec 5 1991* 14 at NY Rangers (October 28, 1973)
14 at Washington (December 26, 1990)
Against, Home: 18 vs Quebec (February 16, 1985)
Against, Road: 20 at Philadelphia (March 22, 1984)
For, Both Teams, Home: 23 vs Vancouver (October 6, 1976)
For, Both Teams, Road: 21 at Vancouver (March 16, 1974)
21 at NY Islanders (December 11, 1976)

PENALTIES

Most For, Home: 24 vs Edmonton (January 19, 1980) (9-7-8)
Most For, Road: 32 at NY Rangers (Oct. 30, 1988) (14-12-6)
Most by Opponent, Home: 22 at New Jersey (March 25, 1989) (17-3-2)
Most by Opponent, Road: 33 vs Philadelphia (Dec. 8, 1988) (18-9-6)
Most For, Both Teams, Home: 43 vs Edmonton (January 19, 1980)
Most For, Both Teams, Road: 64 at Philadelphia (December 8, 1988)

PITTSBURGH PENGUINS TEAM RECORDS

PERIOD RECORDS

PENALTY MINUTES

Most For, Home:	133 vs Edmonton (January 19, 1980)
Most For, Road:	146 at NY Rangers (October 30, 1988)
Most by Opponent, Home:	110 vs Edmonton (January 19, 1980)
Most by Opponent, Road:	141 at Philadelphia (December 8, 1988)
Most For, Both Teams, Home:	243 vs Edmonton (January 19, 1980)
Most For, Both Teams, Road:	272 at NY Rangers (October 30, 1988)

MOST SHOTS

For, Home:	27 vs Washington (Low) (March 15, 1975)
For, Road:	23 at Washington (Parro) (March 28, 1982)
Against, Home:	25 vs Vancouver (Barrasso) (Jan. 7, 1989)
Against, Road:	28 at NY Islanders (Herron) (Dec. 5, 1978)

FEWEST SHOTS

For, Home:	1 vs NY Rangers (Froese) (Dec. 19, 1987)
For, Road:	1 at Boston (Cheevers) (Dec. 15, 1968)
	1 at NY Rangers (Giacomin) (March 8, 1970)
	1 at Chicago (Esposito) (February 10, 1974)
	1 at Montreal (Penney) (October 13, 1985)
	1 at Detroit (Hanlon) (Feb. 23, 1989)
Against, Home:	1 vs NY Rangers (Holland) (Nov. 24, 1979)
	1 vs Calgary (Dion) (March 7, 1982)
	1 vs Washington (Riggin) (Nov. 11, 1987)
Against, Road:	1 at Washington (Herron) (January 6, 1977)

MOST SAVES

For, Home:	23 vs Vancouver (Barrasso) (Jan. 7, 1989)
For, Road:	25 at NY Islanders (Herron) (Dec. 5, 1978)
Against, Home:	24 vs Hartford (Veisor) February 19, 1981)
Against, Road:	22 at Minnesota (Worsley) (March 23, 1974)

FEWEST SAVES

For, Home:	0 vs Boston (Barrasso) (March 14, 1989)
For, Road:	1 at St. Louis (Binkley) (March 19, 1970)
	1 at Los Angeles (Hoganson/Smith) (March 20, 1971)
	1 at Washington (Herron) (January 6, 1977)
	1 at Boston (Dion) (November 14, 1981)
	1 at St. Louis (Meloche) (Dec. 12, 1987)
By Opponent, Home:	1 vs Toronto (Palmateer) (Dec. 26, 1976)
	1 vs Buffalo (Desjardins) (Jan. 15, 1977)
	1 vs NY Rangers (Froese) (Dec. 19, 1987)
	1 vs Quebec (Tanner/Tugnut) (Oct. 25, 1990)
By Opponent, Road:	0 at Boston (Cheevers) (December 15, 1968)

PITTSBURGH PENGUINS TEAM RECORDS

INDIVIDUAL RECORDS

ALL-TIME

MOST GAMES PLAYED:	753 - Jean Pronovost
MOST CONSECUTIVE GAMES:	320 - Ron Schock
MOST GOALS:	364 - Mario Lemieux
MOST ASSISTS:	519 - Mario Lemieux
MOST POINTS:	883 - Mario Lemieux
MOST PENALTY MINUTES:	959 - Rod Buskas
MOST POWER PLAY GOALS:	120 - Mario Lemieux
MOST SHORTHANDED GOALS:	27 - Mario Lemieux
MOST GAME-WINNING GOALS:	42 - Jean Pronovost

SEASON

MOST GOALS IN A SEASON:

Overall:	85 - Mario Lemieux (1988-89)
Center:	85 - Mario Lemieux (1988-89)
Right Wing:	55 - Rick Kehoe (1980-81)
Left Wing:	43 - Lowell MacDonald (1973-74)
Defense:	30 - Paul Coffey (1988-89)
Rookie:	43 - Mario Lemieux (1984-85)
Rookie Defenseman:	12 - Zarley Zalapski (1988-89)

MOST ASSISTS IN A SEASON:

Overall:	114 - Mario Lemieux (1988-89)
Center:	114 - Mario Lemieux (1988-89)
Right Wing:	73 - Mark Recchi (1990-91)
Left Wing:	51 - Pat Boutette (1981-82)
Defense:	83 - Paul Coffey (1988-89)
Rookie:	57 - Mario Lemieux (1984-85)
Rookie Defenseman:	33 - Zarley Zalapski (1988-89)
Goalie:	5 - Tom Barrasso (1990-91) 5 - Tom Barrasso (1988-89)

MOST POINTS IN A SEASON:

Overall:	199 - Mario Lemieux (1988-89)
Center:	199 - Mario Lemieux (1988-89)
Right Wing:	115 - Rob Brown (1988-89)
Left Wing:	86 - Kevin Stevens (1990-91)
Defense:	113 - Paul Coffey (1988-89)
Rookie:	100 - Mario Lemieux (1984-85)
Rookie Defenseman:	45 - Zarley Zalapski (1988-89)

MOST PENALTY MINUTES IN A SEASON:

Overall:	409 - Paul Baxter (1981-82)
Center:	157 - Dave Hannan (1988-89)
Right Wing:	285 - Jay Caufield (1988-89)
Left Wing:	378 - Dave Schultz (1977-78)
Defense:	409 - Paul Baxter (1981-82)
Rookie:	285 - Jay Caufield (1988-89)
Goalie:	60 - Andy Brown (1973-74)

MOST SHOTS ON GOAL IN A SEASON:

Overall:	382 - Mario Lemieux (1987-88)
Center:	382 - Mario Lemieux (1987-88)
Right Wing:	299 - Jean Pronovost (1975-76)
Left Wing:	299 - Rick Kehoe (1980-81)
Defense:	260 - Lowell MacDonald (1973-74)
Rookie:	342 - Paul Coffey (1988-89)
Rookie Defenseman:	209 - Mario Lemieux (1984-85)

MOST POWER PLAY GOALS IN A SEASON:

Overall:	31 - Mario Lemieux (1988-89)
Center:	31 - Mario Lemieux (1988-89)
Right Wing:	24 - Rob Brown (1988-89)
Left Wing:	18 - Kevin Stevens (1990-91)
Defense:	13 - Doug Bodger (1987-88)
Rookie:	13 - Rob Brown (1987-88)
Rookie Defenseman:	5 - Zarley Zalapski (1988-89)

PITTSBURGH PENGUINS TEAM RECORDS

INDIVIDUAL RECORDS

MOST POWER PLAY ASSISTS IN A SEASON:

Overall:	58 - Mario Lemieux (1987-88)
Center:	58 - Mario Lemieux (1987-88)
Right Wing:	33 - Rick Kehoe (1981-82)
Left Wing:	27 - Pat Boutette (1981-82)
Defense:	53 - Paul Coffey (1988-89)
Rookie:	23 - Zarley Zalpaski (1988-89)

MOST POWER PLAY POINTS IN A SEASON:

Overall:	80 - Mario Lemieux (1988-89)
	80 - Mario Lemieux (1987-88)
Center:	80 - Mario Lemieux (1988-89)
	80 - Mario Lemieux (1987-88)
Right Wing:	50 - Rick Kehoe (1981-82)
Left Wing:	41 - Pat Boutette (1981-82)
Defense:	64 - Paul Coffey (1988-89)
Rookie:	33 - Mario Lemieux (1984-85)

MOST SHORTHANDED GOALS IN A SEASON:

Overall:	13 - Mario Lemieux (1988-89)
Center:	13 - Mario Lemieux (1988-89)
Right Wing:	4 - Jean Pronovost (1973-74)
Left Wing:	4 - Vic Hadfield (1974-75)
	4 - Phil Bourque (1990-91)
Defense:	2 - Bob Woytowich (1968-69)
	2 - Moe Mantha (1985-86)
	2 - Paul Coffey (1987-88)
Rookie:	2 - Jean Pronovost (1968-69)
	2 - Mitch Lamoureux (1984-85)
	2 - Randy Cunneynworth (1985-86)
	2 - Mark Recchi (1989-90)

MOST GAME-WINNING GOALS IN A SEASON:

Overall:	9 - Jean Pronovost (1974-75)
	9 - Mark Recchi (1990-91)
Center:	8 - Mario Lemieux (1988-89)
Right Wing:	9 - Jean Pronovost (1974-75)
	9 - Mark Recchi (1990-91)
Left Wing:	7 - Terry Ruskowski (1985-86)
Defense:	3 - Darryl Edestrand (1971-72)
	3 - Randy Carlyle (1978-79)
	3 - Dale Tallon (1978-79)
	3 - Paul Coffey (1989-90)
	3 - Paul Coffey (1990-91)
Rookie:	5 - Mike Bullard (1981-82)

MOST CONSECUTIVE GAMES WITH A:

Goal:	9 - Paul Gardner, Feb. 19-Mar. 6, 1983 (10G)
Assist:	14 - Mario Lemieux, Jan. 15-Feb. 16, 1986 (23A)
Point:	46 - Mario Lemieux, Oct. 31, 1989-Feb. 14, 1990 (39-64-103)

MOST CONSECUTIVE GAMES WITH A (BY A ROOKIE):

Goal:	7 - Mike Bullard, Jan. 23-Feb. 6, 1982 (8G)
Assist:	6 - Mario Lemieux, Oct. 27-Nov. 8, 1984 (9A)
	6 - Mario Lemieux, Dec. 7-Dec. 21, 1984 (9A)
Point:	11 - Mike Bullard, Dec. 12, 1981-Jan. 3, 1982 (3-10-13)

GAME

SINGLE GAME HIGHS FOR:

Goals:	5 - Mario Lemieux, Dec. 31, 1988 vs New Jersey
Assists:	6 - Ron Stackhouse, Mar. 8, 1975 vs Philadelphia
	6 - Greg Malone, Nov. 28, 1979 vs Quebec
	6 - Mario Lemieux, Oct. 15, 1988 vs St. Louis
Points:	8 - Mario Lemieux, Oct. 15, 1988 vs St. Louis (2-6)
	8 - Mario Lemieux, Dec. 31, 1988 vs NJD (5-3)
Shots:	14 - Ron Stackhouse, April 3, 1976 vs Washington
Penalties:	9 - Russ Anderson, Jan. 19, 1980 vs Edmonton
Penalty Minutes:	51 - Russ Anderson, Jan. 19, 1980 vs Edmonton

PITTSBURGH PENGUINS TEAM RECORDS

GOALTENDER RECORDS

MOST GAMES

All Time:	290 - Denis Herron
One Season:	63 - Greg Millen (1980-81)
Home, One Season:	34 - Greg Millen (1980-81)
	34 - Michel Dion (1981-82)
Road, One Season:	31 - Denis Herron (1978-79)

MOST MINUTES PLAYED

All Time:	16,104 - Denis Herron
One Season:	3,721 - Greg Millen (1980-81)
Home, One Season:	2,040 - Greg Millen (1980-81)
Road, One Season:	1,748 - Denis Herron (1978-79)

MOST GOALS AGAINST

All Time:	1040 - Denis Herron
One Season:	258 - Greg Millen (1980-81)
Home, One Season:	128 - Greg Millen (1980-81)
Road, One Season:	130 - Greg Millen (1980-81)

LOWEST GOALS AGAINST AVERAGE

All Time:	2.86 - Hank Bassen
One Season:	2.86 - Hank Bassen (1967-68)
	2.86 - Les Binkley (1970-71)
Home, One Season:	2.02 - Al Smith (1970-71)
Road, One Season:	2.81 - Dunc Wilson (1976-77)

MOST SHUTOUTS

All Time:	11 - Les Binkley
One Season:	6 - Les Binkley (1967-68)
Home, One Season:	3 - Les Binkley (1967-68)
Road, One Season:	3 - Les Binkley (1967-68)

HIGHEST WINNING PERCENTAGE

All Time:	.563 - Michel Plasse (33-24-14)
	.542 - Tom Barrasso (52-43-13)
One Season:	.620 - Tom Barrasso (1990-91) (27-16-3)

MOST SAVES

All Time:	8,072 - Denis Herron
One Season:	1,920 - Denis Herron (1977-78)
Home, One Season:	938 - Denis Herron (1977-78)
Road, One Season:	982 - Denis Herron (1977-78)
Per Game, All Time:	30.6 - Joe Daley
Per Game, One Season:	32.6 - Denis Herron (1977-78)
Per Game, Home, One Season:	31.2 - Joe Daley (1968-69)
Per Game, Road, One Season:	35.8 - Denis Herron (1977-78)
Best Save Pct., All Time:	.908 - Hank Bassen
Best Save Pct., One Season:	.912 - Jim Rutherford (1972-73)

PITTSBURGH PENGUINS TEAM RECORDS

GOALTENDER RECORDS

MOST WINS

All Time:	88 - Denis Herron
One Season:	27 - Tom Barrasso (1990-91)
Home, One Season:	19 - Greg Millen (1980-81)
	19 - Michel Dion (1981-82)
Road, One Season:	10 - Les Binkley (1967-68)
	10 - Tom Barrasso (1990-91)

MOST LOSSES

All Time:	133 - Denis Herron
One Season:	31 - Les Binkley (1968-69)
Home, One Season:	17 - Les Binkley (1968-69)
Road, One Season:	17 - Les Binkley (1967-68)
	17 - Michel Dion (1981-82)

MOST TIES

All Time:	44 - Denis Herron
One Season:	15 - Denis Herron (1977-78)
Home, One Season:	9 - Les Binkley (1967-68)
Road, One Season:	7 - Denis Herron (1977-78) & (1978-79)
	7 - Greg Millen (1980-81)

LONGEST CONSECUTIVE STREAKS

Wins:	7 - Roberto Romano (Oct. 11 to Oct. 25, 1986)
	7 - Tom Barrasso (Dec. 3 to Dec. 31, 1990)
Home, Wins:	13 - Jim Rutherford (Feb. 16 to Nov. 22, 1972)
Road, Wins:	5 - Frank Pietrangelo (Jan. 16 to Feb. 13, 1988)
Losses:	9 - Michel Dion (Dec. 20, 1983 to Mar. 1, 1984)
Home, Losses:	5 - Denis Herron (Oct. 18, to Nov. 16, 1983)
	5 - Michel Dion (Apr. 3, to Oct. 22, 1982)
Road, Losses:	10 - Joe Daley (Nov. 13, 1968 to Mar. 20, 1969)
	10 - Denis Herron (Dec. 22, 1984 to Mar. 30, 1985)
Unbeaten:	11 - Michel Plasse (Jan. 25 to Mar. 6, 1976)(6-0-5)
Home, Unbeaten:	18 - Michel Plasse (Jan. 11 to Dec. 31, 1975)(14-0-4)
Road, Unbeaten:	7 - Denis Herron (Mar. 13 to Mar. 27, 1979)(5-0-2)
Winless:	15 - Al Smith (Jan. 28 to Apr. 1, 1971)(0-10-5)
Home, Winless:	9 - Les Binkley (Nov. 6 to Dec. 21, 1968)(0-8-1)
Road, Winless:	26 - Al Smith (Mar. 5, 1970 to Apr. 1, 1971)(0-18-8)
Games Played:	26 - Greg Millen (Feb. 7 to Apr. 4, 1981) (11-10-5)
	22 - Les Binkley (Jan. 12 to Mar. 2, 1967) (7-10-5)
	20 - Denis Herron (Jan. 29 to Mar. 14, 1978) (6-7-7)

LONGEST SHUTOUT SEQUENCE:

Individual:	152:24 - Jim Rutherford (Feb. 22 to Feb. 25, 1973)
	115:13 - Les Binkley (Dec. 25 to Dec. 29, 1967)
Team:	152:24 - Jim Rutherford (Feb. 22 to Feb. 25, 1973)
	134:17 - Dunc Wilson and Denis Herron (Mar. 8 to Mar. 12, 1977)
	132:13 - Greg Millen and Rob Holland (Dec. 16 to Dec. 20, 1979)
	124:05 - Joe Daley and Al Smith (Feb. 25 to Feb. 28, 1970)
Against:	183:15 - (Jan. 31 to Feb. 9, 1980)
	170:29 - (Oct. 31 to Nov. 7, 1973)
	158:13 - (Feb. 19 to Feb. 26, 1972)

PENGUINS GOALTENDERS YEAR-BY-YEAR

SEASON	NAME	GP	MIN	GA	ENG	SO	AVG	W	L	T	SAVES	EFF
1967-68	Hank Bassen	25	1299	62	2	1	2.86	7	10	3	616	.909
	Les Binkley	54	3141	150	2	6	2.87	20	24	10	1437	.905
1968-69	Marv Edwards	1	60	3	0	0	3.00	0	1	0	30	.909
	Joe Daley	29	1615	86	3	2	3.20	10	13	3	870	.910
	Les Binkley	50	2885	158	2	0	3.29	10	31	8	1451	.902
	Joe Daley	9	528	26	1	0	2.95	1	5	3	224	.896
1969-70	Al Smith	46	2555	129	3	2	3.03	15	20	8	1151	.899
	Les Binkley	27	1477	79	0	3	3.21	10	13	1	623	.887
	Les Binkley	34	1870	89	0	2	2.86	11	11	10	802	.900
1970-71	Al Smith	45	2472	128	0	2	3.11	9	22	9	1126	.898
	Cam Newton	5	281	16	0	0	3.42	1	3	1	99	.861
	Paul Hoganson	2	57	7	0	0	7.37	0	1	0	21	.750
	Roy Edwards	15	847	36	2	0	2.55	2	8	4	355	.908
1971-72	Jim Rutherford	40	2160	116	2	1	3.22	17	15	5	972	.893
	Les Binkley	31	1673	98	4	0	3.51	7	15	5	709	.879
	Jim Rutherford	49	2660	129	3	3	2.91	20	22	5	1333	.912
1972-73	Denis Herron	18	967	55	0	2	3.41	6	7	2	397	.878
	Cam Newton	11	533	35	2	0	3.94	3	4	0	261	.882
	Andy Brown	9	520	41	0	0	4.73	3	4	2	270	.868
	Gary Inness	20	1032	56	1	0	3.26	7	10	1	437	.886
1973-74	Jim Rutherford	26	1432	82	1	0	3.44	7	12	4	610	.882
	Andy Brown	36	1956	115	0	1	3.53	13	16	4	856	.882
	Denis Herron	5	260	18	0	0	4.15	1	3	0	138	.885
	Gary Inness	57	3122	161	4	2	3.09	24	18	10	1542	.906
1974-75	Michel Plasse	20	1094	73	0	0	4.00	9	5	4	578	.888
	Bob Johnson	12	476	40	0	0	5.04	3	4	1	237	.856
	Denis Herron	3	108	11	0	0	6.11	1	1	0	66	.857
	Michel Plasse	55	3096	178	1	2	3.45	24	19	10	1435	.889
1975-76	Gary Inness	23	1212	82	1	0	4.06	8	9	2	612	.881
	Gordie Laxton	8	414	31	2	0	4.49	3	4	0	171	.838
	Bob Taylor	2	78	7	1	0	5.38	0	1	0	41	.837
	Denis Herron	34	1920	94	2	1	2.94	15	11	5	967	.911
1976-77	Dunc Wilson	45	2627	129	1	5	2.95	18	19	8	1243	.906
	Gordie Laxton	6	253	26	0	0	6.17	1	3	0	130	.833
	Denis Herron	60	3534	210	4	0	3.57	20	25	15	1920	.900
1977-78	Dunc Wilson	21	1180	95	0	0	4.83	5	11	3	507	.842
	Gordie Laxton	2	73	9	0	0	7.40	0	1	0	39	.813
	Greg Redquest	1	13	3	0	0	13.85	0	0	0	2	4.00
	Denis Herron	56	3208	180	3	0	3.37	22	19	12	1487	.890
1978-79	Greg Millen	28	1532	86	2	2	3.37	14	11	1	685	.875
	Gordie Laxton	1	60	8	0	0	8.00	0	1	0	19	.704
	Nick Ricci	4	240	14	0	0	3.50	2	2	0	123	.898
1979-80	Greg Millen	44	2586	157	2	2	3.64	18	18	7	1161	.881
	Bob Holland	34	1974	126	4	1	3.83	10	17	6	804	.865
	Nick Ricci	9	540	35	1	0	3.89	4	5	0	216	.861
1980-81	Greg Millen	63	3721	258	6	0	4.16	25	27	10	1636	.864
	Bob Holland	10	539	45	0	0	5.01	1	5	3	256	.851
	Gary Edwards	6	360	22	0	1	3.67	3	2	1	171	.886
1981-82	Michel Dion	62	3580	226	8	0	3.79	25	24	12	1627	.878
	Nick Ricci	3	160	14	2	0	5.25	0	3	0	75	.824
	Paul Harrison	13	700	64	1	0	5.49	3	7	0	288	.816
	Michel Dion	49	2791	198	9	0	4.26	12	30	4	1306	.868
1982-83	Denis Herron	31	1707	151	1	1	5.31	5	18	5	777	.837
	Nick Ricci	3	147	16	1	0	6.53	1	2	0	60	.789
	Roberto Romano	3	155	18	0	0	6.97	0	3	0	78	.813
	Denis Herron	38	2027	138	7	1	4.08	8	24	2	1056	.885
	Roberto Romano	18	1020	78	0	1	4.59	6	11	0	552	.876
1983-84	Michel Dion	30	1553	138	4	0	5.33	2	19	4	793	.852
	Vince Tremblay	4	240	24	1	0	6.00	0	4	0	117	.830

SEASON	NAME	GP	MIN	GA	ENG	SO	AVG	W	L	T	SAVES	EFF
1984-85	Roberto Romano	31	1629	120	1	1	4.42	9	17	2	870	.879
	Denis Herron	42	2193	169	3	1	4.62	10	22	3	1188	.875
	Michel Dion	10	553	43	1	0	4.67	3	6	0	272	.863
	Brian Ford	8	457	48	0	0	6.30	2	6	0	248	.838
1985-86	Roberto Romano	46	2683	159	6	2	3.56	21	20	3	1229	.885
	Gilles Meloche	34	1989	119	5	0	3.59	13	15	5	880	.881
	Denis Herron	3	180	14	2	0	4.67	0	3	0	76	.844
1986-87	Pat Riggin	17	988	55	0	0	3.34	8	6	3	412	.882
	Gilles Meloche	43	2343	134	3	0*	3.43	13	19	7	984	.880
	Roberto Romano	25	1438	87	1	0*	3.63	9	11	2	625	.878
	Steve Guenette	2	113	8	2	0	4.25	0	2	0	44	.846
* - Meloche & Romano shared a shutout on January 23, 1987 at Vancouver												
1987-88	Steve Guenette	19	1092	61	0	1	3.35	12	7	0	521	.895
	Pat Riggin	22	1169	76	1	0	3.90	7	8	4	504	.869
	F. PIETRANGELO	21	1207	80	1	1	3.98	9	11	0	520	.866
	Gilles Meloche	27	1394	95	2	0	4.09	8	9	5	627	.868
1988-89	F. PIETRANGELO	15	669	45	1	0	4.04	5	3	0	364	.890
	TOM BARRASSO	44	2406	162	4	0	4.04	18	15	7	1279	.888
	Steve Guenette	11	574	41	0	0	4.29	5	6	0	267	.867
	WENDELL YOUNG	22	1150	92	0	0	4.80	12	9	0	581	.863
	Rich Tabaracci	1	33	4	0	0	7.27	0	0	0	17	.810
1989-90	WENDELL YOUNG	43	2318	161	4	1	4.17	16	20	3	1102	.873
	F. PIETRANGELO	21	1066	77	0	0	4.33	8	6	2	503	.867
	TOM BARRASSO	24	1294	101	2	0	4.68	7	12	3	645	.865
	Alain Chevrier	3	166	14	0	0	5.06	1	2	0	75	.843
1990-91	TOM BARRASSO	48	2754	165	2	1	3.59	27	16	3	1412	.896
	F. PIETRANGELO	25	1311	86	0	0	3.94	10	11	1	628	.880
	WENDELL YOUNG	18	773	52	0	0	4.04	4	6	2	376	.879

ALL-TIME GOALTENDING TOTALS

NAME	GP	MIN	GA	ENG	SO	AVG	W	L	T	SAVES	EFF
Roy Edwards	15	847	36	2	0	2.55	2	8	4	355	.908
Hank Bassen	25	1299	62	2	1	2.86	7	10	3	616	.909
Marv Edwards	1	60	3	0	0	3.00	0	1	0	30	.909
Al Smith	91	5027	257	3	4	3.07	24	42	17	2277	.899
Les Binkley	196	11,046	574	8	11	3.12	58	94	34	5022	.897
Joe Daley	38	2143	112	4	2	3.14	11	18	6	1094	.907
Jim Rutherford	115	6252	327	6	4	3.14	44	49	14	2915	.899
Gary Inness	100	5366	299	6	2	3.34	39	37	13	2591	.897
Dunc Wilson	66	3807	224	1	5	3.53	23	30	11	1750	.887
Michel Plasse	75	4190	251	1	2	3.59	33	24	14	2013	.889
Pat Riggin	39	2157	131	1	0	3.64	15	14	7	916	.868
Gilles Meloche	104	5726	348	10	0	3.65	34	43	17	2491	.865
Gary Edwards	6	360	22	0	1	3.67	3	2	1	171	.886
Steve Guenette	32	1779	110	2	1	3.71	17	15	0	832	.883
Cam Newton	16	814	51	2	0	3.76	4	7	1	360	.876
Andy Brown	45	2476	156	0	1	3.78	16	20	6	1126	.878
Greg Millen	135	7839	501	10	4	3.83	57	56	18	3482	.874
Denis Herron	290	16,104	1040	22	6	3.87	88	133	44	8072	.886
TOM BARRASSO	116	6454	428	8	1	3.98	52	43	13	3338	.886
Roberto Romano	123	6926	462	9	4	4.00	45	62	7	3354	.879
F. PIETRANGELO	82	4253	288	2	1	4.06	32	31	3	2015	.875
Rob Holland	44	2513	171	4	1	4.08	11	22	9	1060	.861
Michel Dion	151	8477	605	22	0	4.28	42	79	20	3998	.855
WENDELL YOUNG	83	4241	305	4	1	4.32	32	35	5	2059	.871
Nick Ricci	19	1087	79	4	0	4.36	7	12	0	474	.857
Bob Johnson	12	476	40	0	0	5.04	3	4	1	237	.856
Alain Chevrier	3	166	14	0	0	5.06	1	2	0	75	.843
Bob Taylor	2	78	7	1	0	5.38	0	1	0	41	.837
Paul Harrison	13	700	64	1	0	5.49	3	7	0	288	.816
Gordie Laxton	17	800	74	2	0	5.55	4	9	0	359	.829
Vincent Tremblay	4	240	24	1	0	6.00	0	4	0	117	.830
Brian Ford	8	457	48	0	0	6.30	2	6	0	248	.838
Rich Tabaracci	1	33	4	0	0	7.27	0	0	0	17	.810
Paul Hoganson	2	57	7	0	0	7.37	0	1	0	21	.750
Greg Redquest	1	13	3	0	0	13.85	0	0	0	2	.400
TOTALS	1898	114,292	7264	137	53	3.81	709	921	268	53,811	.881

FASTEST GOALS

ONE PLAYER

- FASTEST TWO GOALS, PITTSBURGH:** 7 seconds by Wally Boyer, March 5, 1970 at Detroit vs Roy Edwards in a 5-3 Detroit win.
9 seconds by Darryl Edestrand, March 12, 1972 at Boston vs Gerry Cheevers in a 4-4 tie.
- OPPONENT:** 6 seconds by Sylvain Turgeon (Hartford) March 28, 1987 at Hartford vs Pat Riggin in a 5-4 Hartford win.
- FASTEST TWO ASSISTS, PITTSBURGH:** 7 seconds by Ron Schock, March 5, 1970 at Detroit on goals by Wally Boyer in a 5-3 Detroit win.
- OPPONENT:** 6 seconds by Pete Mahovlich (Montreal) April 2, 1975 at Montreal in a 6-0 Montreal win.
- FASTEST THREE GOALS, PITTSBURGH:** 4:17 by Lowell MacDonald, November 13, 1973 vs Minnesota vs Cesare Manigo in a 5-2 Pittsburgh win.
- Derrek King NYI*
10/15/91 vs Barrow SC 7-6 P.H.OT win
OPPONENT: 1:18 vs Bob Johnson at Washington in a 8-4 Washington win.
- FASTEST FOUR GOALS, PITTSBURGH:** 21:16 by Mario Lemieux, January 8, 1990 at NY Rangers vs Bob Froese and John Vanbiesbrouck in a 7-5 Pittsburgh win.
- OPPONENT:** 34:40 by Stan Gilbertson (Washington) April 6, 1975 vs Bob Johnson at Washington in a 8-4 Washington win.

TEAM

- FASTEST TWO GOALS, BOTH TEAMS: (NHL RECORD)** 4 seconds by Wayne Bianchin (Pittsburgh) & Guy Chouinard (Atlanta), March 15, 1977 at Atlanta in a 7-3 Atlanta win.
- PITTSBURGH:** 5 seconds by Rick Martin (Buffalo) & Greg Polis (Pittsburgh), January 3, 1974 at Buffalo in a 6-1 Buffalo win.
6 seconds by Paul Coffey and Troy Loney, February 22, 1990 vs NY Islanders in a 4-3 overtime Pittsburgh win.
6 seconds by Mark Recchi and John Cullen, February 16, 1990 at Winnipeg in a 3-3 tie.
- OPPONENT:** 6 seconds by Guy Lafleur & Steve Shutt (Montreal), April 2, 1975 at Montreal in a 6-0 Montreal win.
6 seconds by Sylvain Turgeon (2) (Hartford), March 28, 1987 at Hartford in a 5-4 Hartford win.
- FASTEST THREE GOALS, BOTH TEAMS:** 30 seconds by Mario Lemieux (2) (Pittsburgh) & Al Iafate (Toronto), October 17, 1989 vs Toronto in a 7-5 Pittsburgh win.
- PITTSBURGH:** 27 seconds by Al McDonough, Ken Schinkel & Ron Schock, November 22, 1972 vs St. Louis in a 10-4 Pittsburgh win.
- OPPONENT:** 21 seconds by Michal Pivonka & Steve Leach (2) (Washington) November 25, 1990 at Washington in a 7-3 Washington win.
- FASTEST FOUR GOALS, BOTH TEAMS:** 1:17 by Pierre Larouche (Pittsburgh), Guy Lafleur (2) (Montreal) & Pete Mahovlich (Montreal), January 26, 1975 at Montreal in a 7-2 Montreal win.
- PITTSBURGH:** 1:49 by Bryan Hextall, Jean Pronovost, Al McDonough & Ken Schinkel, November 22, 1972 vs St. Louis in a 10-4 Pittsburgh win.
1:49 by Jean Pronovost, Al McDonough, Ken Schinkel & Ron Schock, November 22, 1972 vs St. Louis in a 10-4 Pittsburgh win.
- OPPONENT:** 1:22 by Bobby Clarke, Ilkka Sinisalo, Reggie Leach & Ken Linseman (Philadelphia), October 11, 1981 at Philadelphia in a 8-2 Philadelphia win.

FASTEST GOALS

**FASTEST FIVE GOALS,
BOTH TEAMS:**

3:34 by Paul Reinhart (Vancouver), Tony Tanti (Pittsburgh), Jyrki Lumme (Vancouver), Bob Errey (Pittsburgh) & Greg Adams (Vancouver), March 11, 1990 at Vancouver in a 5-3 Vancouver win.

PITTSBURGH:

2:07 by Bryan Hextall, Jean Pronovost, Al McDonough, Ken Schinkel & Ron Schock, November 22, 1972 vs St. Louis in a 10-4 Pittsburgh win.

OPPONENT:

2:37 by Duane Sutter, Bryan Trotter (2), John Tonelli & Duane Sutter (NY Islanders), January 26, 1982 at NY Islanders in a 9-2 NY Islanders win.

**FASTEST SIX GOALS,
PITTSBURGH:**

5:02 by Greg Polis, Bryan Hextall, Jean Pronovost, Al McDonough, Ken Schinkel & Ron Schock, November 22, 1972 vs St. Louis in a 10-4 Pittsburgh win.

**FASTEST SEVEN GOALS,
PITTSBURGH:**

12:11 by Al McDonough, Greg Polis, Bryan Hextall, Jean Pronovost, Al McDonough, Ken Schinkel & Ron Schock, November 22, 1972 vs St. Louis in a 10-4 Pittsburgh win.

**FASTEST GOAL START OF
GAME, PITTSBURGH:**

6 seconds by Jean Pronovost, March 25, 1976 at St. Louis in a 5-2 St. Louis win.

OPPONENT:

9 seconds by Ross Lonsberry (Philadelphia), October 20, 1977 at Philadelphia in a 11-0 Philadelphia win.

**FASTEST GOAL START OF
2ND PERIOD,
PITTSBURGH:**

7 seconds by Lowell MacDonald, February 10, 1973 at Boston in a 6-3 Boston win.

OPPONENT:

7 seconds by Joey Johnston (California), October 20, 1973 at Pittsburgh in a 5-3 Pittsburgh win.
7 seconds by Stan Gilbertson (Washington), November 12, 1975 at Washington in a 6-6 tie.

**FASTEST GOAL START OF
3RD PERIOD,
PITTSBURGH:**

12 seconds by Greg Polis, April 1, 1972 at Philadelphia in a 4-4 tie.

OPPONENT:

16 seconds by Gerry Ehman (California), March 17, 1971 at California in a 5-2 California win.
16 seconds by Doug Jarrett (Chicago), February 24, 1974 at Chicago in a 4-2 Pittsburgh win.

**EARLIEST WINNING GOAL,
PITTSBURGH:**

35 seconds by Ken Schinkel, October 17, 1972 at NY Islanders in a 5-0 Pittsburgh win.

OPPONENT:

9 seconds by Ross Lonsberry (Philadelphia), October 20, 1977 at Philadelphia in a 11-0 Philadelphia win.

**FASTEST TWO GOALS
FROM START OF GAME,
PITTSBURGH:**

29 seconds by George Ferguson & Greg Malone, December 6, 1980 vs Chicago in a 6-4 Pittsburgh win.

OPPONENT:

40 seconds by Tim Kerr & Bill Barber (Philadelphia), October 9, 1983 at Philadelphia in a 7-1 Philadelphia win

**FASTEST OVERTIME GOAL,
PITTSBURGH:**

24 seconds by Charlie Simmer, January 23, 1988 at Montreal in a 4-3 overtime Pittsburgh win.

25 seconds by Mario Lemieux, April 6, 1986 at NY Rangers in a 5-4 overtime Pittsburgh win.

OPPONENT:

35 seconds by Dave Andreychuk (Buffalo), February 8, 1984 at Pittsburgh in a 6-5 overtime Buffalo win.

TEAM BY TEAM RECORDS 1990-91

PITTSBURGH VS	GP	W	L	T	GF	GA	PTS
New Jersey	7	4	3	0	37	31	8
NY Islanders	7	5	2	0	33	23	10
NY Rangers	7	4	3	0	32	28	8
Philadelphia	7	2	4	1	24	26	5
Washington	7	4	2	1	29	26	9
PATRICK DIVISION	35	19	14	2	155	134	40
Boston	3	1	1	1	12	11	3
Buffalo	3	2	0	1	14	10	5
Hartford	3	1	2	0	10	11	2
Montreal	3	0	2	1	11	15	1
Quebec	3	3	0	0	18	11	6
ADAMS DIVISION	15	7	5	3	65	58	17
Chicago	3	0	3	0	7	15	0
Detroit	3	3	0	0	16	5	6
Minnesota	3	2	1	0	11	10	4
St. Louis	3	1	2	0	9	10	2
Toronto	3	2	1	0	20	15	4
NORRIS DIVISION	15	8	7	0	63	55	16
Calgary	3	2	1	0	13	12	4
Edmonton	3	1	2	0	14	15	2
Los Angeles	3	1	2	0	6	12	2
Vancouver	3	1	1	1	9	7	3
Winnipeg	3	2	1	0	17	12	4
SMYTHE DIVISION	15	7	7	1	59	58	15
TOTAL	80	41	33	6	342	305	88

TEAM BY TEAM RECORDS 1967-91

PITTSBURGH VS	GP	W	L	T	GF	GA	PTS	PCT.
Calif./Cleve.*	69	35	16	18	256	194	88	.638
Winnipeg	38	23	14	1	156	134	47	.618
Vancouver	80	42	28	10	330	289	94	.588
Minnesota	106	51	45	10	383	349	112	.528
KC/Col./New Jersey **	94	44	39	11	377	356	99	.527
Quebec	38	20	16	2	158	165	42	.553
Toronto	100	43	42	15	368	373	101	.505
Detroit	108	48	47	13	390	366	109	.505
Washington	111	50	51	10	442	435	110	.495
Los Angeles	119	49	54	16	382	416	114	.479
Hartford	38	16	19	3	159	167	35	.461
Atlanta/Calgary #	69	23	30	16	225	264	62	.449
NY Rangers	137	51	68	18	480	540	120	.438
NY Islanders	109	39	52	18	376	425	96	.440
St. Louis	107	36	55	16	340	377	88	.411
Buffalo	84	22	36	26	272	343	70	.417
Chicago	97	29	55	13	306	369	71	.366
Philadelphia	141	38	90	20	408	577	96	.340
Edmonton	38	10	26	2	138	202	22	.289
Boston	100	20	64	16	294	435	56	.280
Montreal	108	20	74	14	292	487	54	.250
TOTAL	1898	709	912	268	6232	7264	1686	.444
* (Cleveland-California)	10	8	0	2	35	20	18	.900
** (New Jersey-Colorado-Kansas City)	59	27	16	16	221	174	70	.593
# (Atlanta-Calgary)	63	25	31	7	247	263	57	.452
	23	15	7	1	93	70	31	.674
	8	4	1	3	37	24	11	.686
	35	13	14	8	105	115	34	.486
	34	10	16	8	120	149	28	.412

Atlanta franchise shifted to Calgary in 1980-81. California franchise shifted to Cleveland from 1976-77 to 1977-78 and then became part of the Minnesota franchise in 1978-79. Kansas City franchise shifted to Colorado in 1976-77 and then to New Jersey in 1982-83.

STREAKS

(WINNING - LOSING - UNBEATEN - WINLESS)

YEAR	OVERALL				HOME				ROAD			
	WIN	UNBT	LOSS	WINL	WIN	UNBT	LOSS	WINL	WIN	UNBT	LOSS	WINL
1967-68	4	5	3	4	3	5	2	5	3	3	5	8
1968-69	4	6	7	9	4	4	4	6	2	5	8	14
1969-70	3	4	6	10	4	6	3	4	2	2	4	9
1970-71	2	4	4	8	7	7	2	5	2	3	5	18*
1971-72	4	5	6	9	3	4	3	4	3	6	6	14
1972-73	4	5	5	8	4	8	3	3	1	2	9	9
1973-74	3	4	6	8	3	6	4	4	2	3	4	5
1974-75	3	7	3	7	9	20*	2	4	3	4	4	6
1975-76	4	11*	3	7	6	10	4	4	2	6	7	9
1976-77	3	6	4	6	3	7	2	3	2	2	3	6
1977-78	2	7	5	6	2	6	3	5	2	6	5	8
1978-79	4	10	4	5	6	8	3	3	3	7*	6	8
1979-80	3	7	6	8	4	7	5	5	2	3	7	7
1980-81	6	6	3	6	5	6	3	3	2	4	8	11
1981-82	4	7	4	9	4	8	2	5	3	3	7	12
1982-83	3	5	11*	18*	3	3	4	7	1	2	18*	18*
1983-84	2	3	8	8	1	2	7*	11*	4*	5	6	7
1984-85	5	5	9	12	3	3	4	7	2	2	8	10
1985-86	5	5	5	7	4	10	4	6	2	2	5	5
1986-87	7*	7	4	9	6	6	2	3	2	2	4	12
1987-88	4	4	6	10	6	5	3	7	4*	4	4	5
1988-89	5	8	4	6	6	10	4	4	3	3	4	8
1989-90	4	5	4	8	7	7	4	4	2	3	8	13
1990-91	6	7	3	5	11*	14	3	5	3	4	6	10

* CLUB RECORD

WIN - Winning Streak
LOSS - Losing Streak

UNBT - Unbeaten Streak
WINL - Winless Streak

STREAKS

- Longest Winning: 7 (October 9 to October 22, 1986)
- Longest Home Winning: 11 (January 5 to March 7, 1991)
- Longest Road Winning: 4 (October 14 to November 2, 1983)
- Longest Unbeaten: 11 (February 7 to February 28, 1976) (7-0-4)
- Longest Home Unbeaten: 20 (Nov. 30, 1974 to Feb. 22, 1975) (12-0-8)
- Longest Road Unbeaten: 7 (March 13 to March 27, 1979) (5-0-2)
- Longest Losing: 11 (January 22 to February 10, 1983)
- Longest Home Losing: 8 (April 3 to Oct. 29, 1983) (2 seasons)
- Longest Road Losing: 7 (October 8 to October 29, 1983)
- Longest Winless: 18 (December 23, 1982 to March 4, 1983)
- Longest Home Winless: 18 (January 2 to February 10, 1983) (0-17-1)
- Longest Road Winless: 12 (April 3 to Nov. 9, 1983) (0-10-2) (2 seasons)
- Longest Away Winless: 11 (October 8 to November 9, 1983) (0-9-2)
- 18 (Oct. 25, 1970 to Jan. 14, 1971) (0-11-7)
- 18 (Dec. 23, 1982 to March 4, 1983) (0-18-0)
- Consecutive Games Without Being Shutout: ²¹¹201 (January 7, 1989 to ^{Oct 24}March 31, 1991)
- Consecutive Home Games Without Being Shutout: ¹⁵⁹154 (November 3, 1987 to ^{Oct 24}March 30, 1991)
- Consecutive Road Games Without Being Shutout: ¹²⁹101 (January 12, 1990 to ¹⁹⁸⁹March 31, 1991)
- Consecutive Games Without Shutting Out Opponent: 156 (March 12, 1977 to December 9, 1978)
- Consecutive Home Games Without Shutting Out Opponent: 95 (April 2, 1980 to December 1, 1982)
- Consecutive Road Games Without Shutting Out Opponent: ¹⁸⁵148 (February 25, 1973 to ¹⁹⁸⁰January 6, 1977) - 4 (December 8 to December 15, 1979)
- Consecutive Games Tied: 4 (December 8 to December 15, 1979)

PENGUINS' ALL-TIME OVERTIME RECORD

YEAR	GP	W	L	T	PTS	GP	W	L	T	PTS	GP	W	L	T	PTS
1983-84	12	1	5	6	8	7	0	3	4	4	5	1	2	2	4
1984-85	8	3	0	5	11	3	0	0	3	3	5	3	0	2	8
1985-86	14	3	3	8	14	7	1	1	5	7	7	2	2	3	7
1986-87	21	5	4	12	22	11	4	1	6	14	10	1	3	6	8
1987-88	16	5	2	9	19	9	2	1	6	10	7	3	1	3	9
1988-89	10	2	1	7	11	3	0	0	3	3	7	2	1	4	8
1989-90	14	3	3	8	14	7	2	2	3	7	7	1	1	5	7
1990-91	12	4	2	6	14	7	3	1	3	9	5	1	1	3	5
TOTAL	107	26	20	61	113	54	12	9	33	57	53	14	11	28	56

PITTSBURGH'S OVERTIME VICTORIES:

PLAYER	DATE	TIME	OPPONENT	GOALIE	FINAL SCORE
RANDY CARLYLE	12/23/83	2:12	@ New Jersey	Resch	6-5
MARIO LEMIEUX	11/14/84	3:54	@ Winnipeg	Behrend	4-3
RANDY HILLIER	12/7/84	1:06	@ NY Rangers	Hanlon	4-3
WAYNE BABYCH	3/9/85	1:06	@ Boston	Peeters	6-5
DAN FRAWLEY	12/19/85	0:38	@ Minnesota	Casey	4-3
DOUG SHEDDEN	2/24/86	3:54	vs Los Angeles	Melanson	6-5
MARIO LEMIEUX	4/6/86	0:25	@ NY Rangers	Hanlon	5-4
DOUG BODGER	10/11/86	0:50	vs NY Rangers	Vanbiesbrouck	5-4
MARIO LEMIEUX	10/14/86	3:40	vs Los Angeles	Melanson	4-3
R. CUNNEYWORTH	11/22/86	2:30	vs Buffalo	Cloutier	5-4
CHRIS KONTOS	2/8/87	2:12	@ New Jersey	Chivrier	2-1
MARIO LEMIEUX	4/4/87	1:26	vs Detroit	Hanlon	4-3
CRAIG SIMPSON	10/31/87	4:05	@ Quebec	Brnetta	5-4
MOE MANTHA	11/14/87	2:04	vs NY Rangers	Vanbiesbrouck	3-2
CHARLIE SIMMER	1/23/88	0:24	@ Montreal	Hayward	4-3
MARIO LEMIEUX	2/2/88	4:11	vs Washington	Peeters	3-2
MARIO LEMIEUX	4/2/88	4:02	@ Washington	Malarchuk	7-6
ROB BROWN	12/26/88	1:39	@ Hartford	Ljut	4-3
MARIO LEMIEUX	4/2/89	3:38	@ Philadelphia	Empty Net	6-5
RANDY HILLIER	10/14/89	1:40	vs Montreal	Roy	2-1
TROY LONEY	2/14/90	3:33	@ NY Rangers	Richter	4-3
RANDY GILHEN	2/22/90	4:26	vs NY Islanders	Fitzpatrick	4-3
MARK RECCHI	11/24/90	1:11	vs Washington	Ljut	3-2
SCOTT YOUNG	1/17/91	3:31	@ Toronto	Ing	6-5
PAUL STANTON	1/29/91	2:46	vs Washington	Beaupre	3-2
KEVIN STEVENS	3/21/91	0:13	vs NY Rangers	Vanbiesbrouck	5-4

PITTSBURGH'S OVERTIME DEFEATS

LUCIEN DEBLOIS	10/12/83	1:34	vs Winnipeg	Dion	4-3
BOBBY CLARKE	11/20/83	2:43	@ Philadelphia	Herron	5-4
PAUL MACLEAN	1/18/84	1:28	vs Winnipeg	Dion	5-4
DAVE ANDREYCHUK	2/8/84	0:35	vs Buffalo	Herron	6-5
MARK OSBORNE	2/26/84	2:18	@ NY Rangers	Herron	4-3
TIGER WILLIAMS	11/16/85	3:10	@ Los Angeles	Romano	4-3
MURRAY CRAVEN	12/22/85	2:12	@ Philadelphia	Meloche	3-2
ILKKA SINISALO	4/5/86	1:49	@ Philadelphia	Meloche	3-2
STEVE THOMAS	12/13/86	4:36	@ Toronto	Romano	3-2
MIKE BOSSY	12/23/86	3:25	@ NY Islanders	Romano	4-3
MIKE GARTNER	1/1/87	1:30	@ Washington	Romano	4-3
TOMAS SANDSTROM	3/14/87	1:05	vs NY Rangers	Riggin	3-2
KEVIN DINEEN	1/9/88	0:55	@ Hartford	Meloche	5-4
MARIO MARIOS	2/23/88	2:40	vs Winnipeg	Pietrangolo	4-3
DAVE TAYLOR	3/7/89	2:37	@ Los Angeles	Barrasso	3-2
DON MALONEY	2/6/90	4:28	vs NY Islanders	Barrasso	8-7
CRAIG MACTAVISH	3/6/90	1:17	@ Edmonton	Pietrangolo	4-3
UWE KRUPP	3/31/90	1:00	vs Buffalo	Barrasso	3-2
TONY GRANATO	11/17/90	0:52	@ Los Angeles	Pietrangolo	2-1
PATRICK FLATLEY	12/23/90	4:29	vs NY Islanders	Pietrangolo	4-3

PENGUINS ALL-TIME LEADING POINT-SCORERS IN OVERTIME

PLAYER	G	A	PTS	PLAYER	G	A	PTS
1. Mario Lemieux	7	7	14	9. Randy Cunneyworth	1	1	2
2. Randy Hillier	2	1	3	10. Dan Frawley	1	1	2
3. Doug Bodger	1	2	3	11. Troy Loney	1	1	2
4. Craig Simpson	1	2	3	12. Moe Mantha	1	1	2
5. Scott Young	1	2	3	13. Paul Coffey	0	2	2
6. Warren Young	0	3	3	14. Norm Schmidt	0	2	2
7. Kevin Stevens	1	1	2	15. Phil Bourque	1	0	2
8. Rob Brown	1	1	2	16. John Cullen	0	2	2
				17. Zarley Zalapski	0	2	2

PITTSBURGH SHUTOUTS

NAME/NO.	DATE - LOCATION	SCORE	SAVES
	1967-68 (7)		
Les Binkley	Nov. 4 at California	1-0	31
Hank Bassen	Nov. 15 vs Philadelphia	5-0	27
Les Binkley (2)	Dec. 23 vs Minnesota	4-0	23
Les Binkley (3)	Dec. 27 vs California	0-0	24
Les Binkley (4)	Jan. 28 at Boston	1-0	33
Les Binkley (5)	Feb. 1 vs St. Louis	2-0	22
Les Binkley (6)	Mar. 30 vs Philadelphia*	2-0	23
*Game played in Quebec City instead of Philadelphia			
	1968-69 (2)		
Joe Daley	Feb. 19 vs Boston	3-0	41
Joe Daley (2)	Mar. 23 vs Minnesota	5-0	32
	1969-70 (5)		
Les Binkley (7)	Nov. 12 at Toronto	3-0	31
Les Binkley (8)	Dec. 10 at Los Angeles	2-0	29
Al Smith	Feb. 26 at Los Angeles	1-0	30
Al Smith (2)	Mar. 8 at NY Rangers	0-0	33
Les Binkley (9)	Mar. 25 vs Minnesota	2-0	25
	1970-71 (4)		
Les Binkley (10)	Oct. 17 vs Philadelphia	0-0	24
Al Smith (3)	Dec. 8 vs Toronto	4-0	29
Les Binkley (11)	Mar. 3 vs Montreal	4-0	33
Al Smith (4)	Mar. 13 vs Minnesota	0-0	20
	1971-72 (1)		
Jim Rutherford	Feb. 17 at Buffalo	2-0	23
	1972-73 (5)		
Denis Herron	Oct. 17 at NY Islanders	5-0	24
Denis Herron (2)	Oct. 24 at Vancouver	4-0	23
Jim Rutherford (2)	Jan. 20 vs Boston	3-0	26
Jim Rutherford (3)	Feb. 20 at NY Islanders	4-0	34
Jim Rutherford (4)	Feb. 24 vs Chicago	2-0	32
	1973-74 (1)		
Andy Brown	Mar. 24 vs Detroit	8-0	23
	1974-75 (2)		
Gary Inness	Nov. 17 vs Washington	6-0	26
Gary Inness (2)	Nov. 23 vs Los Angeles	0-0	30
	1975-76 (2)		
Michel Plasse	Mar. 6 vs Minnesota	5-0	18
Michel Plasse (2)	Mar. 28 vs Detroit	3-0	29
	1976-77 (6)		
Dunc Wilson	Nov. 13 vs Philadelphia	1-0	25
Dunc Wilson (2)	Nov. 21 vs Chicago	5-0	25
Dunc Wilson (3)	Jan. 19 at Vancouver	3-0	21
Dunc Wilson (4)	Jan. 27 at NY Rangers	3-0	30
Dunc Wilson (5)	Feb. 3 at Cleveland	0-0	22
Denis Herron (3)	Mar. 9 vs Colorado	3-0	32
	1977-78 (0)		
	1978-79 (2)		
Greg Millen	Dec. 13 vs St. Louis	3-0	33
Greg Millen (2)	Jan. 16 vs Minnesota	5-0	25
	1979-80 (3)		
Greg Millen (3)	Dec. 19 at Chicago	0-0	29
Rob Holland	Mar. 2 vs NY Islanders	0-0	24
Greg Millen (4)	Mar. 30 vs Washington	4-0	28
	1980-81 (0)		
	1981-82 (1)		
Gary Edwards	Mar. 21 at Colorado	6-0	28
	1982-83 (1)		
Denis Herron (4)	Dec. 4 vs Philadelphia	0-0	34
	1983-84 (2)		
Denis Herron (5)	Oct. 14 at Washington	4-0	29
Roberto Romano	Feb. 1 vs Minnesota	4-0	34
	1984-85 (2)		
Roberto Romano (2)	Dec. 28 vs Hartford	4-0	34
Denis Herron (6)	Mar. 16 vs NY Rangers	5-0	26
	1985-86 (2)		
Roberto Romano (3)	Dec. 2 at NY Rangers	6-0	40
Roberto Romano (4)	Feb. 8 vs New Jersey	4-0	27
	1986-87 (1)		
G. Meloche & R. Romano (Romano replaced Meloche at 10:11)	Jan. 23 at Vancouver	6-0	30
	1987-88 (2)		
Frank Pietrangelo	Feb. 4 vs Minnesota	1-0	31
Steve Guenette	Mar. 19 vs Philadelphia	7-0	38
	1988-89 (0)		
	1989-90 (1)		
Wendell Young	Nov. 14 vs NY Rangers	6-0	25
	1990-91 (1)		
Tom Barrasso	Dec. 28 vs Detroit	5-0	27

Tom Barrasso

Dec 28 at Jan Jose

OPPONENT SHUTOUTS

NAME - TEAM/NO	DATE - LOCATION	SCORE	SAVES
	1967-68 (5)		
Doug Favell, Philadelphia	Oct. 17 at Philadelphia	1-0	17
Gary Smith, California	Dec. 27 at Pittsburgh	0-0	34
Bruce Gamble, Toronto	Jan. 13 at Toronto	7-0	33
Ed Giacomin, NY Rangers	Mar. 17 at NY Rangers	3-0	20
Cesare Maniago, Minnesota	Mar. 23 at Minnesota	3-0	31
	1968-69 (8)		
Bernie Parent, Philadelphia	Oct. 17 at Philadelphia	3-0	20
Doug Favell, Philadelphia (2)	Nov. 9 at Pittsburgh	3-0	37
Gerry Desjardins, Los Angeles	Jan. 18 at Los Angeles	4-0	30
Bruce Gamble, Toronto (2)	Jan. 25 at Pittsburgh	2-0	30
Glenn Hall, St. Louis	Feb. 12 at St. Louis	2-0	19
Lorne Worsley, Montreal	Feb. 16 at Pittsburgh	4-0	36
Roy Edwards, Detroit	Feb. 20 at Detroit	3-0	26
Ed Johnston, Boston	Mar. 2 at Boston	4-0	19
	1969-70 (14)		
Gerry Cheevers, Boston	Oct. 19 at Boston	4-0	26
Gerry Desjardins, Los Angeles (2)	Oct. 22 at Los Angeles	2-0	25
Ernie Wakely, St. Louis	Nov. 13 at St. Louis	4-0	25
Jacques Plante, St. Louis	Nov. 19 at Pittsburgh	4-0	18
Bruce Gamble, Toronto (3)	Dec. 6 at Toronto	5-0	25
Bernie Parent, Philadelphia (2)	Dec. 21 at Philadelphia	4-0	28
Tony Esposito, Chicago	Dec. 27 at Pittsburgh	3-0	30
Ernie Wakely, St. Louis (2)	Jan. 3 at St. Louis	6-0	26
Tony Esposito, Chicago (2)	Jan. 14 at Chicago	5-0	28
Bruce Gamble, Toronto (4)	Jan. 17 at Toronto	4-0	38
Terry Sawchuk, NY Rangers	Feb. 1 at NY Rangers	6-0	29
Gerry Cheevers, Boston (2)	Feb. 14 at Pittsburgh	3-0	35
Ed Giacomin, NY Rangers (2)	Mar. 8 at NY Rangers	0-0	25
Ed Giacomin, NY Rangers (3)	Mar. 18 at Pittsburgh	2-0	30
	1970-71 (7)		
Bernie Parent, Philadelphia (3)	Oct. 17 at Pittsburgh	0-0	30
Ernie Wakely, St. Louis (3)	Nov. 19 at Pittsburgh	1-0	20
Cesare Maniago, Minnesota (2)	Dec. 12 at Pittsburgh	1-0	35
Tony Esposito, Chicago (3)	Feb. 7 at Chicago	1-0	28
Ed Giacomin, NY Rangers (4)	Feb. 20 at Pittsburgh	2-0	37
Ed Giacomin, NY Rangers (5)	Feb. 27 at Pittsburgh	4-0	26
Cesare Maniago, Minnesota (3)	Mar. 13 at Pittsburgh	0-0	31
	1971-72 (6)		
Cesare Maniago, Minnesota (4)	Oct. 28 at Minnesota	2-0	35
Gary Smith, Chicago (2)	Jan. 8 at Pittsburgh	4-0	24
Ernie Wakely, St. Louis (4)	Jan. 22 at St. Louis	1-0	25
Bruce Gamble, Philadelphia (5)	Jan. 30 at Philadelphia	4-0	33
Cesare Maniago, Minnesota (5)	Feb. 20 at Minnesota	2-0	40
Bernie Parent, Toronto (4)	Feb. 23 at Toronto	2-0	34
	1972-73 (3)		
Roger Crozier, Buffalo	Nov. 12 at Buffalo	1-0	18
R. Low & J. Plante, Toronto	Dec. 29 at Pittsburgh	4-0	42
Ed Giacomin, NY Rangers (6)	Jan. 7 at NY Rangers	3-0	24
	1973-74 (7)		
Bernie Parent, Philadelphia (5)	Oct. 27 at Pittsburgh	6-0	23
Dunc Wilson, Toronto	Nov. 3 at Toronto	6-0	33
Bernie Parent, Philadelphia (6)	Nov. 4 at Philadelphia	7-0	29
Ed Giacomin, NY Rangers (7)	Nov. 18 at NY Rangers	7-0	33
Doug Grant, Detroit	Dec. 15 at Pittsburgh	2-0	36
Rogie Vachon, Los Angeles	Jan. 16 at Pittsburgh	2-0	34
Rogie Vachon, Los Angeles (2)	Jan. 26 at Pittsburgh	2-0	25
	1974-75 (6)		
Rogie Vachon, Los Angeles (3)	Oct. 28 at Los Angeles	2-0	23
Rogie Vachon, Los Angeles (4)	Nov. 23 at Pittsburgh	0-0	32
Bernie Parent, Philadelphia (7)	Dec. 22 at Philadelphia	4-0	24
Bernie Parent, Philadelphia (8)	Mar. 13 at Philadelphia	6-0	22
Rogie Vachon, Los Angeles (5)	Mar. 22 at Los Angeles	4-0	31
Ken Dryen, Montreal	Apr. 2 at Montreal	6-0	23

OPPONENT SHUTOUTS

NAME - TEAM/NO	DATE - LOCATION	SCORE	SAVES
	1975-76 (2)		
Rogie Vachon, Los Angeles (6)	Oct. 30 at Los Angeles	4-0	21
Gerry Desjardins, Buffalo (3)	Jan. 11 at Buffalo	6-0	28
	1976-77 (7)		
Bernie Parent, Philadelphia (9)	Oct. 28 at Philadelphia	3-0	21
Gerry Cheevers, Boston (3)	Nov. 24 at Pittsburgh	4-0	34
Wayne Thomas, Toronto	Jan. 11 at Pittsburgh	2-0	30
Gary Edwards, Cleveland	Feb. 3 at Cleveland	0-0	22
Rogie Vachon, Los Angeles (7)	Mar. 2 at Pittsburgh	5-0	26
Wayne Stephenson, Philadelphia	Mar. 14 at Philadelphia	4-0	22
Gilles Gilbert, Boston	Mar. 27 at Boston	3-0	11
	1977-78 (2)		
Bernie Parent, Philadelphia (10)	Oct. 20 at Philadelphia	11-0	20
Dan Bouchard, Atlanta	Jan. 18 at Atlanta	1-0	25
	1978-79 (4)		
Dan Bouchard, Atlanta (2)	Nov. 3 at Atlanta	2-0	25
Michel Larocque, Montreal	Feb. 22 at Montreal	12-0	25
Mario Lessard, Los Angeles	Mar. 7 at Pittsburgh	4-0	26
Mike Palmateer, Toronto	Mar. 11 at Toronto	4-0	39
	1979-80 (6)		
Tony Esposito, Chicago (4)	Dec. 19 at Chicago	0-0	37
Pete Peeters, Philadelphia	Feb. 2 at Pittsburgh	4-0	30
Don Edwards, Buffalo	Feb. 7 at Buffalo	9-0	25
Michel Dion, Quebec	Feb. 24 at Quebec	2-0	33
Glenn Resch, NY Islanders	Mar. 2 at Pittsburgh	0-0	22
Bill McKenzie, Colorado	Mar. 28 at Colorado	5-0	30
	1980-81 (1)		
Pete Peeters, Philadelphia (2)	Jan. 21 at Pittsburgh	5-0	33
	1981-82 (1)		
Pat Riggan, Calgary	Jan. 16 at Calgary	4-0	29
	1982-83 (3)		
Billy Smith, NY Islanders	Oct. 14 at NY Islanders	9-0	30
Pelle Lindbergh, Philadelphia	Dec. 4 at Pittsburgh	0-0	24
Markus Mattsson, Minnesota	Jan. 12 at Pittsburgh	7-0	40
	1983-84 (4)		
Al Jensen, Washington	Oct. 25 at Pittsburgh	1-0	26
Mike Liut, St. Louis	Dec. 31 at St. Louis	2-0	16
Tony Esposito, Chicago (5)	Jan. 15 at Chicago	2-0	35
Pat Riggan, Washington (2)	Mar. 24 at Washington	6-0	18
	1984-85 (2)		
Kelly Hrudey, NY Islanders	Feb. 2 at Pittsburgh	4-0	26
Bob Janecyk, Los Angeles	Mar. 5 at Los Angeles	6-0	21
	1985-86 (1)		
Kelly Hrudey, NY Islanders (2)	Jan. 9 at NY Islanders	9-0	27
	1986-87 (2)		
Darren Eliot, Los Angeles	Dec. 17 at Los Angeles	3-0	26
Glen Hanlon, Detroit	Jan. 18 at Pittsburgh	1-0	36
	1987-88 (3)		
Allan Bester, Toronto	Oct. 29 at Pittsburgh	4-0	29
Kirk MacLean, Vancouver	Feb. 17 at Vancouver	5-0	27
Sean Burke, New Jersey	Mar. 29 at New Jersey	4-0	25
	1988-89 (1)		
Pete Peeters, Washington (3)	Jan. 2 at Washington	8-0	14
	1989-90 (0)		
None			
	1990-91 (0)		
None			
TOTAL - 95	HOME - 34	ROAD - 61	
MOST SHUTOUTS AGAINST - Bernie Parent - 10			
Rogie Vachon - 7			
Ed Giacomin - 7			

Don Beaupre Washington Oct 29 vs Washington 8-0 26
Bob Essensa Wpg Jan 28 vs Winnipeg 4-0 35
Craig Billington NJ Jun 165 2 at NJD 4-0 16

PITTSBURGH HAT TRICKS

NAME/NO.	DATE	TEAM	GOALTENDER
Andy Bathgate Ken Schinkel	Oct. 18	1967-68 (2) vs Minnesota	Maniago (2)/Bauman
	Oct. 21	vs Chicago	
None		1968-69 (0)	
Ken Schinkel (2)	Feb. 4	1969-70 (1) vs Minnesota	Maniago/Broderick (2)
		1970-71 (2) vs Detroit	
Glen Sather Duane Rupp	Dec. 19	vs Detroit	Jim McLeod (2) & ENG Jim Rutherford
	Mar. 24	vs Detroit	
Bob Leiter	Dec. 1	1971-72 (1) vs Detroit	Smith (2)/Daley
Al McDonough Lowell MacDonald Al McDonough (2) Al McDonough (3) Eddie Shack Syl Apps	Oct. 11	1972-73 (6) at St. Louis	Wayne Stephenson Gilles Gilbert Phil Myre Wayne Stephenson Ron Low Gerry Desjardins
	Nov. 15	vs Minnesota	
	Nov. 19	vs Atlanta	
	Nov. 22	vs St. Louis	
	Dec. 13	vs NY Islanders	
Lowell MacDonald (2) Bob Kelly Lowell MacDonald (3)	Nov. 13	1973-74 (3) vs Minnesota	Cesare Maniago Doug Grant Lorne Worsey
	Mar. 24	vs Detroit	
	Mar. 27	vs Minnesota	
Rick Kehoe Jean Pronovost Pierre Larouche	Feb. 15	1974-75 (3) at Toronto	Doug Favell Michel Belhumeur Gilles Gilbert
	Feb. 26	vs Washington	
	Mar. 12	vs Boston	
Jean Pronovost (2) Syl Apps (2) Bob Kelly (2) Stan Gilbertson Pierre Larouche (2) Jean Pronovost (3) Pierre Larouche (3) Lowell MacDonald (4) Rick Kehoe (2)	Nov. 12	1975-76 (9) at Washington	Bernie Wolfe Gilles Meloche Gilles Meloche Wilson/Soetaert (2) Smith (2)/Lockett Doug Favell Gilles Villemure Gilles Villemure Al Smith
	Dec. 17	at California	
	Dec. 17	at California	
	Jan. 18	vs NY Rangers	
	Feb. 8	at Vancouver	
	Feb. 19	vs Toronto	
	Feb. 21	vs Chicago	
	Feb. 21	vs Chicago	
	Mar. 10	vs Buffalo	
Rick Kehoe (3) Pierre Larouche (4)	Oct. 6	1976-77 (2) vs Vancouver	Maniago (2)/Ridley Palmateer/Thomas (2)
	Feb. 19	at Toronto	
Blair Chapman Pete Mahovich Wayne Bianchin	Nov. 16	1977-78 (3) at Minnesota	Pete LoPresti Ron Low Gary Edwards
	Nov. 30	vs Detroit	
	Dec. 31	vs Cleveland	
Orest Kindrachuk Ron Stackhouse Greg Malone	Mar. 4	1978-79 (3) at Colorado	Michel Plasse Wayne Thomas Doug Soetaert
	Mar. 18	at NY Rangers	
	Mar. 28	vs NY Rangers	
Gary McAdam	Nov. 28	1979-80 (1) vs Quebec	Michel Dion
Rick Kehoe (4) Rick Kehoe (5) Paul Gardner * Rick Kehoe (6) Gregg Sheppard	Nov. 26	1980-81 (5) vs Vancouver	Richard Brodeur Jiri Crha Phil Myre Ed Staniowski Ed Mio
	Dec. 3	at Toronto	
	Dec. 13	vs Philadelphia	
	Jan. 14	vs St. Louis	
	Mar. 16	at Edmonton	
Paul Gardner (2) Doug Shedden Rick Kehoe (7) Andre St. Laurent	Nov. 7	1981-82 (4) vs Philadelphia	Pelle Lindbergh John Garrett Marco Baron Dan Bouchard
	Jan. 2	vs Hartford	
	Jan. 20	vs Boston	
	Mar. 6	at Quebec	
Pat Boutette Pat Boutette (2) Rick Kehoe (8)	Oct. 12	1982-83 (3) vs Vancouver	Richard Brodeur Dave Parro Greg Stefan
	Oct. 27	vs Washington	
	Dec. 23	at Detroit	

And Duchet
Mar 6 at San Jose
My 1/15

Kevin Stevens (5) XV Nov 29 at Phil
Kevin Stevens (6) Dec 5 at 166 San Jose
Joemullen (4) XV Dec 23 at NYI
Joemullen (2) XV Dec 26 vs Toronto
Joemullen (3) Feb 18 vs Toronto
Allen Healy
Quaint Fisher
Brice Winsley

PITTSBURGH HAT TRICKS

NAME/NO	DATE	TEAM	GOALTENDER
		1983-84 (3)	
Andy Brickley	Dec. 26	vs NY Rangers	Steve Weeks
Mike Bullard	Jan. 18	vs Winnipeg	Mike Veisor
Mark Taylor	Mar. 29	at NY Rangers	John Vanbiesbrouck
		1984-85 (2)	
Mike Bullard (2) *	Dec. 5	vs St. Louis	Mike Liut
Mike Bullard (3)	Dec. 26	vs NY Islanders	Kelly Hrudey
		1985-86 (5)	
Mike Bullard (4)	Dec. 31	at St. Louis	Rick Wamsley
Mario Lemieux *	Dec. 31	at St. Louis	Rick Wamsley
Mike Bullard (5)	Jan. 22	at Edmonton	Andy Moog
Doug Shedden (2)	Feb. 15	vs Vancouver	Richard Brodeur
Mike Bullard (6)	Feb. 21	at Detroit	Stefan/LaForest (2)
		1986-87 (12)	
Randy Cunneynworth	Oct. 9	vs Washington	Al Jensen
Mario Lemieux (2)	Oct. 17	at Buffalo	Tom Barrasso
Terry Ruskowski	Oct. 18	vs New Jersey	Karl Friesen
Kevin LaVallee	Oct. 29	vs New Jersey	Alain Chevrier
John Chabot	Dec. 6	vs Minnesota	Don Beaupre
Mario Lemieux (3) *	Dec. 12	vs Toronto	Wregget (3)/Bester
Craig Simpson	Dec. 22	at Montreal	Patrick Floy
Mario Lemieux (4)	Jan. 23	at Vancouver	Frank Caprice
Mario Lemieux (5)	Feb. 5	at Boston	Bill Ranford
Randy Cunneynworth (2) *	Mar. 3	at Quebec	Gosselin (3)/Malarchuk
Mario Lemieux (6)	Mar. 8	at Winnipeg	Eldon Reddick
Mario Lemieux (7)	Mar. 12	vs Quebec	Mario Gosselin
		1987-88 (9)	
Dan Quinn	Oct. 15	vs NY Rangers	Bob Froese
Mario Lemieux (8)	Oct. 15	vs NY Rangers	Bob Froese
Mario Lemieux (9)	Oct. 24	vs Buffalo	Jacques Cloutier
Mario Lemieux (10)	Jan. 5	vs Los Angeles	Glen Healy
Mario Lemieux (11) *	Jan. 10	at Detroit	Glen Hanlon
Paul Coffey	Jan. 20	at Chicago	Mason/Pang (2)
Dan Quinn (2)	Feb. 28	at Chicago	Darren Pang
Dan Quinn (3)	Mar. 7	at Calgary	Mike Vernon
Mario Lemieux (12) *	Apr. 2	at Washington	Clint Malarchuk
		1988-89 (13)	
Mario Lemieux (13)	Oct. 13	vs Washington	Malarchuk (2)/Peeters
Rob Brown	Oct. 15	vs St. Louis	Vincent Riendeau
Mario Lemieux (14)	Oct. 18	vs Philadelphia	Ron Hextall
Rob Brown (2)	Nov. 25	at Washington	Clint Malarchuk
Mario Lemieux (15)	Dec. 21	at Toronto	Ken Wregget
Mario Lemieux (16) #	Dec. 31	vs New Jersey	Sauve (3)/Terrerri/ENG
Mario Lemieux (17)	Jan. 10	vs NY Islanders	Kelly Hrudey
Rob Brown (3)	Jan. 28	vs Detroit	Stefan (2)/Hanlon
Rob Brown (4)	Feb. 5	at Boston	Andy Moog
Mario Lemieux (18)	Feb. 14	vs Buffalo	Jacques Cloutier
Mario Lemieux (19)	Mar. 12	at Chicago	Alain Chevrier
Mario Lemieux (20)	Mar. 25	vs New Jersey	Sauve (2)/Burke
Mario Lemieux (21) *	Mar. 30	vs Hartford	Kay Whitmore
		1989-90 (10)	
Mario Lemieux (22)	Oct. 17	vs Toronto	Alan Bester/ENG (2)
Kevin Stevens	Oct. 31	vs Los Angeles	Kelly Hrudey
Mario Lemieux (23)	Dec. 2	at Quebec	Ron Tugnutt
Rob Brown (5)	Dec. 12	vs Boston	Moog (2)/Lemelin
Mario Lemieux (24) *	Jan. 8	at NY Rangers	Froese (2)/Vanbiesbrouck (2)
Tony Tanti	Jan. 30	vs Philadelphia	Ken Wregget
Mario Lemieux (25)	Feb. 2	vs Edmonton	Randy Exelby (2)/ENG
Rob Brown (6)	Feb. 10	vs Los Angeles	Hrudey (1)/Gosselin (1)/ENG
John Cullen	Feb. 20	vs Philadelphia	Ken Wregget (2)/ENG
Rob Brown (7)	Mar. 4	vs Minnesota	Jarmo Myllys (2)/ENG
		1990-91 (5)	
Kevin Stevens (2)	Oct. 25	vs Quebec	Tanner/Tugnutt (2)
Phil Bourque	Dec. 3	at NY Rangers	Vanbiesbrouck/Richter (2)
John Cullen (2)	Jan. 17	at Toronto	Peter Ing
Jaromir Jagr	Feb. 2	vs Boston	Norm Foster
Mario Lemieux (26)	Mar. 26	at Philadelphia	Pete Peeters
TOTAL - 107		HOME - 68	ROAD - 39

MOST ALL-TIME - Mario Lemieux (26), Rick Kehoe (8) & Rob Brown (7)

MOST ONE YEAR (Player) - Mario Lemieux (9) in 1988-89

MOST ONE YEAR (Team) - 13 in 1988-89

KEY - * Four Goal Game

Five Goal Game

Mario Lemieux (27)

Oct 15 at NYI

Glen Healy

Bob Errey

Oct 17 vs NYI

Glen Healy 2 + ENG

Kevin Stevens (3)

Nov 13 vs 167 Edm

Bill Ranford

Mark Marchi (1)

Nov 18 at Que

OPPONENT HAT TRICKS

NAME - TEAM - NO	DATE	LOCATION	GOALTENDER
Stan Mikita, Chicago *	Dec. 6	1967-68 (4) at Chicago	Binkley (3)/Bassen
Bob Pulford, Toronto	Jan. 13	at Toronto	Les Binkley
Dick Duff, Montreal	Feb. 17	at Montreal	Les Binkley
Jean Beliveau, Montreal	Mar. 16	at Montreal	Bassen (2) & ENG
Bobby Rousseau, Montreal	Nov. 7	1968-69 (3) at Montreal	Les Binkley
Bobby Hull, Chicago	Nov. 14	at Pittsburgh	Les Binkley
Phil Esposito, Boston	Dec. 15	at Boston	Joe Daley
Gordie Howe, Detroit	Nov. 2	1969-70 (5) at Detroit	Al Smith
Ab McDonald, St. Louis	Nov. 19	at Pittsburgh	Les Binkley
Dave Keon, Toronto	Jan. 17	at Toronto	Les Binkley
Dave Balon, NY Rangers	Feb. 1	at NY Rangers	Al Smith
Stan Mikita, Chicago (2)	Feb. 11	at Chicago	Al Smith
Walt McKechnie, Minnesota	Oct. 15	1970-71 (5) at Minnesota	Al Smith
Phil Esposito, Boston (2)	Dec. 6	at Boston	Les Binkley
Brian Spencer, Toronto	Jan. 9	at Toronto	Al Smith
Phil Esposito, Boston (3)	Mar. 6	at Pittsburgh	Al Smith
Eddie Shack, Buffalo	Mar. 31	at Pittsburgh	Cam Newton
Brad Park, NY Rangers	Dec. 12	1971-72 (3) at NY Rangers	Jim Rutherford
Norm Ullman, Toronto	Dec. 28	at Pittsburgh	Binkley (2) & ENG
Brad Park, NY Rangers (2)	Feb. 12	at Pittsburgh	Jim Rutherford
Gene Carr, NY Rangers	Dec. 17	1972-73 (5) at NY Rangers	Denis Herron
Rejean Houle, Montreal	Jan. 17	at Montreal	Cam Newton
Mike Walton, Boston	Feb. 10	at Boston	Cam Newton
Dennis Hextall, Minnesota	Mar. 7	at Minnesota	Andy Brown
Bobby Lalonde, Vancouver	Mar. 17	at Vancouver	Brown (2)/Newton
Rick Martin, Buffalo	Jan. 3	1973-74 (5) at Buffalo	Jim Rutherford
Ken Hodge, Boston	Feb. 3	at Pittsburgh	Andy Brown
Stan Mikita, Chicago (3)	Feb. 10	at Chicago	Gary Inness
Claude Larose, Montreal *	Feb. 28	at Montreal	Gary Inness
Bill Goldsworthy, Minnesota	Mar. 23	at Minnesota	Gary Inness
Bobby Orr, Boston	Oct. 23	1974-75 (6) at Pittsburgh	Gary Inness
Dave Keon, Toronto (2)	Nov. 20	at Toronto	Gary Inness
Guy Lafleur, Montreal	Dec. 7	at Montreal	Bob Johnson
Guy Lafleur, Montreal (2) *	Jan. 26	at Montreal	Michel Plasse
Greg Polis, NY Rangers	Mar. 2	at NY Rangers	Michel Plasse
Stan Gilbertson, Washington *	Apr. 6	at Washington	Bob Johnson
Hartland Monahan, Washington	Nov. 12	1975-76 (4) at Washington	Gary Inness
Yvon Cournoyer, Montreal	Nov. 13	at Pittsburgh	Gary Inness
Denis Maruk, California *	Nov. 15	at Pittsburgh	Gary Inness
Ted Irvine, St. Louis	Feb. 29	at Pittsburgh	Inness (2) & ENG
Rick Blight, Vancouver	Oct. 6	1976-77 (4) at Pittsburgh	Gordie Laxton
Wiff Pairement, Colorado	Feb. 6	at Colorado	Denis Herron
Claude Larose, St. Louis (2)	Feb. 7	at St. Louis	Dunc Wilson
Don Sateski, Philadelphia	Mar. 13	at Philadelphia	Denis Herron
Butch Goring, Los Angeles	Nov. 24	1977-78 (1) at Los Angeles	Denis Herron
Dale McCourt, Detroit	Feb. 18	1978-79 (2) at Detroit	Millen (2)/Herron
Darcy Rota, Atlanta	Apr. 1	at Pittsburgh	Herron (2)/Millen
Pierre Larouche, Montreal *	Oct. 25	1979-80 (8) at Montreal	Rob Holland
Darryl Sittler, Toronto	Jan. 16	at Pittsburgh	Greg Millen
Jordy Douglas, Hartford	Jan. 17	at Hartford	Greg Millen
Blair MacDonald, Edmonton	Jan. 19	at Pittsburgh	Greg Millen
Mike Foligno, Detroit	Jan. 31	at Detroit	Greg Millen
Danny Gare, Buffalo	Feb. 7	at Buffalo	Greg Millen
Darryl Sittler, Toronto (2)	Mar. 5	at Pittsburgh	Rob Holland
Wayne Gretzky, Edmonton	Mar. 21	at Edmonton	Greg Millen
Denis Maruk, Washington (2)	Nov. 12	1980-81 (8) at Pittsburgh	Rob Holland
Rick Dudley, Buffalo	Dec. 7	at Buffalo	Millen/Holland (2)
Bobby Clarke, Philadelphia	Dec. 13	at Pittsburgh	Greg Millen
Stan Smyl, Vancouver	Dec. 19	at Vancouver	Holland (2)/Millen
Reed Larson, Detroit	Jan. 3	at Pittsburgh	Greg Millen
Mike Bossy, NY Islanders *	Jan. 13	at NY Islanders	Millen (3) & ENG
Lanny McDonald, Colorado	Feb. 6	at Colorado	Ricci (2) & ENG
Mark Messier, Edmonton	Mar. 16	at Edmonton	Greg Millen

OPPONENT HAT TRICKS

NAME - TEAM - NO	DATE	LOCATION	GOALTENDER
1981-82 (6)			
Mel Bridgman, Philadelphia	Oct. 29	at Philadelphia	Michel Dion
Keith Acton, Montreal	Nov. 21	at Montreal	Dion (2)/Harrison
Ron Duguay, NY Rangers	Dec. 27	at NY Rangers	Paul Harrison
Blaine Stoughton, Hartford	Jan. 3	at Hartford	Paul Harrison
Wayne Gretzky, Edmonton (2)	Mar. 17	at Edmonton	Michel Dion
Bernie Nicholls, Los Angeles	Mar. 20	at Los Angeles	Michel Dion
1982-83 (10)			
Butch Goring, NY Islanders (2)	Oct. 14	at NY Islanders	Denis Herron
Marian Stastny, Quebec	Oct. 21	at Quebec	Denis Herron
Peter Stastny, Quebec	Dec. 11	at Pittsburgh	Denis Herron
Glenn Anderson, Edmonton	Jan. 7	at Edmonton	Denis Herron
Dale Hawerchuk, Winnipeg	Feb. 4	at Winnipeg	Michel Dion
Lanny McDonald, Calgary (2)	Feb. 5	at Calgary	Denis Herron
Kent Nilsson, Calgary	Feb. 5	at Calgary	Denis Herron
Charlie Simmer, Los Angeles	Feb. 12	at Pittsburgh	Nick Ricci
Reed Larson, Detroit (2)	Feb. 15	at Pittsburgh	Nick Ricci
Ken Linseman, Edmonton	Feb. 19	at Pittsburgh	Herron (2)/Ricci
1983-84 (11)			
Bryan Trottier, NY Islanders	Nov. 11	at NY Islanders	Michel Dion
Barry Pederson, Boston	Dec. 6	at Pittsburgh	Dion (2)/Herron
Bob MacMillan, New Jersey	Jan. 7	at Pittsburgh	Roberto Romano
Paul MacLean, Winnipeg	Jan. 18	at Pittsburgh	Michel Dion
Pierre Larouche, NYR (2)	Jan. 25	at Pittsburgh	Romano (2)/Dion
Doug Riesenbrough, Calgary	Feb. 16	at Calgary	Michel Dion
Lanny McDonald, Calgary (3)	Feb. 16	at Calgary	Michel Dion
Wayne Gretzky, Edmonton (3) *	Feb. 22	at Pittsburgh	Roberto Romano
Michel Goulet, Quebec	Mar. 8	at Pittsburgh	Denis Herron
Dave Poulin, Philadelphia	Mar. 22	at Philadelphia	Denis Herron
Ilkka Sinisalo, Philadelphia	Mar. 22	at Philadelphia	Denis Herron
1984-85 (7)			
Uli Hiemer, New Jersey	Oct. 31	at New Jersey	Denis Herron
Jorgen Pettersson, St. Louis	Nov. 6	at Pittsburgh	Michel Dion
Denis Savard, Chicago	Nov. 29	at Pittsburgh	Denis Herron
Michel Goulet, Quebec (2)	Dec. 29	at Quebec	Denis Herron
Dale Hawerchuk, Winnipeg (2)	Jan. 21	at Winnipeg	Roberto Romano
Wayne Gretzky, Edmonton (4)	Jan. 26	at Edmonton	Denis Herron
Peter Sundstrom, NY Rangers	Feb. 22	at Pittsburgh	Brian Ford
1985-86 (5)			
Danny Gare, Detroit (2)	Oct. 30	at Detroit	Roberto Romano
Tony Tanti, Vancouver	Nov. 13	at Vancouver	Roberto Romano
Dave Poulin, Philadelphia (2)	Nov. 24	at Philadelphia	Denis Herron
Troy Murray, Chicago	Jan. 1	at Chicago	Gilles Meloche
Al Secord, Chicago	Jan. 1	at Chicago	Gilles Meloche
1986-87 (3)			
Kirk Muller, New Jersey	Oct. 29	at Pittsburgh	Roberto Romano
Sylvain Turgeon, Hartford	Mar. 28	at Hartford	Pat Riggin
Perry Anderson, New Jersey	Mar. 31	at New Jersey	Gilles Meloche
1987-88 (3)			
Dave Hannan, Edmonton	Jan. 25	at Pittsburgh	F. Pietrangelo
John MacLean, New Jersey	Jan. 28	at New Jersey	Gilles Meloche
Rick Vaive, Chicago	Feb. 28	at Chicago	F. Pietrangelo
1988-89 (11)			
Mike Ridley, Washington *	Oct. 11	at Pittsburgh	Wendell Young
Dave Andreychuk, Buffalo	Oct. 12	at Buffalo	Wendell Young
Tony Granato, NY Rangers *	Oct. 30	at NY Rangers	Guenette/Pietrangelo(3)
Walt Poddubny, Quebec	Nov. 3	at Pittsburgh	Steve Guenette
Jari Kurri, Edmonton	Nov. 8	at Pittsburgh	Steve Guenette
Tony Tanti, Vancouver (2)	Jan. 7	at Pittsburgh	Tom Barrasso
Tony Granato, NY Rangers (2)	Jan. 14	at Pittsburgh	Tom Barrasso
Peter Stastny, Quebec (2) *	Feb. 11	at Quebec	Young(2)/Pietrangelo(2)
Jody Hull, Hartford	Feb. 26	at Hartford	Barrasso/Young (2)
Ken Linseman, Boston (2)	Mar. 14	at Pittsburgh	Tom Barrasso
Mats Naslund, Montreal	Mar. 18	at Pittsburgh	Barrasso/Young (2)
1989-90 (6)			
Brett Hull, St. Louis	Oct. 18	at Pittsburgh	Wendell Young
Wayne Gretzky, Los Angeles (5)	Oct. 31	at Pittsburgh	Wendell Young
Pat LaFontaine, NY Islanders	Feb. 6	at Pittsburgh	Tom Barrasso
Derek King, NY Islanders	Feb. 6	at Pittsburgh	Tom Barrasso
Luc Robitaille, Los Angeles	Mar. 10	at Los Angeles	Alain Chevier
Mike Modano, Minnesota	Mar. 17	at Pittsburgh	Alain Chevier
1990-91 (2)			
Jeremy Roenick, Chicago	Oct. 11	at Chicago	Tom Barrasso
Patrick Flatley, NY Islanders	Dec. 23	at Pittsburgh	Frank Pietrangelo
TOTAL - 127	HOME - 47		ROAD - 80
MOST ALL-TIME AGAINST -	Wayne Gretzky - 5		
	Phil Esposito - 3		
	Stan Mikita - 3		
	Lanny McDonald - 3		

* Four-goal game

Vladimir Ruzicka Nov 5 at PH
 Derek King Oct 15 at NYI
 Vladimir Ruzicka Feb 9 at BOS

Tom Barrasso
 Tom Barrasso
 Tom Barrasso

ALL-TIME LEADERS - OPPONENTS

GAMES PLAYED

1. Marcel Dionne	82
2. BRYAN TROTTIER	82
3. Butch Goring	80
4. Bobby Clarke	76
5. Denis Potvin	74
6. GUY LAFLEUR	73
7. Serge Savard	72
8. Carol Vadnais	71
9. Darryl Sittler	71
10. LARRY ROBINSON	70 ⁷¹
11. ROD LANGWAY	70 ⁷⁵
12. MIKE GARTNER	70 ⁷⁰
13. Gil Perreault	69
14. Ron Greschner	68
15. Jean Ratelle	67
16. BRIAN PROPP	67 ⁶⁹
17. Nick Libett	66
18. Garry Unger	66
19. Doug Jarvis	66
20. Wayne Cashman	65
21. Phil Esposito	65
22. Brad Park	64
23. Jim Roberts	64
24. Bob Gainey	64
25. BRAD MARSH	64

GOALS

1. GUY LAFLEUR	47
2. BRYAN TROTTIER	47
3. MIKE GARTNER	45
4. Bobby Clarke	44
5. Mike Bossy	42
6. Marcel Dionne	41
7. Phil Esposito	40
8. Gil Perreault	39
9. Darryl Sittler	37
10. Bill Barber	37
11. WAYNE GRETZKY	36
12. Butch Goring	34
13. Stan Mikita	32
14. Denis Maruk	32
15. Brad Park	31
16. Jean Ratelle	31
17. TIM KERR	30
18. Garry Unger	29
19. Steve Shutt	28
20. Yvan Cournoyer	28
21. Craig Ramsay	27
22. Jacques Lemaire	27
23. Lanny McDonald	27
24. DAVE CHRISTIAN	27

ASSISTS

1. Bobby Clarke	64
2. Marcel Dionne	62
3. Denis Potvin	61
4. Brad Park	59
5. BRYAN TROTTIER	58
6. WAYNE GRETZKY	57 ⁵⁶
7. John Bucyk	56
8. GUY LAFLEUR	55
9. Gil Perreault	51
10. LARRY ROBINSON	48
11. Darryl Sittler	46
12. Jean Ratelle	46
13. LARRY MURPHY	44
14. Phil Esposito	44
15. Walter Tkaczuk	43
16. DAVE TAYLOR	43 ⁴⁴
17. BRIAN PROPP	42
18. MARK HOWE	42 ⁴⁴
19. Rod Gilbert	40
20. Bobby Orr	40
21. MIKE GARTNER	40 ⁴²
22. Guy Lapointe	39
23. Stan Mikita	39
24. Lanny McDonald	39

POINTS

1. Bobby Clarke	108
2. BRYAN TROTTIER	105
3. Marcel Dionne	103
4. GUY LAFLEUR	100
5. WAYNE GRETZKY	93 ⁹²
6. Brad Park	90
7. Gil Perreault	90
8. MIKE GARTNER	85 ⁸⁴
9. Phil Esposito	84
10. Darryl Sittler	83
11. Jean Ratelle	76
12. Mike Bossy	73
13. Denis Potvin	72
14. John Bucyk	71
15. Butch Goring	71
16. Stan Mikita	71
17. Bill Barber	67
18. BRIAN PROPP	67
19. Denis Maruk	66
20. Lanny McDonald	66
21. Jacques Lemaire	65
22. Pete Mahovich	62
23. Steve Shutt	62
24. LARRY ROBINSON	59
25. TIM KERR	58 ⁵⁹

PENALTY MINUTES

1. SCOTT STEVENS	238 ²⁵⁰
2. CHRIS NILAN	193 ¹⁹⁵
3. RICK TOCCHET	186 ¹⁸¹
4. Carol Vadnais	174
5. Nick Fotiu	168
6. Barclay Plager	159
7. Wilf Paiement	156
8. Dan Maloney	154
9. Randy Holt	150
10. Willi Plett	136
11. Dave Williams	134
12. Ron Greschner	129
13. KEN DANNEYKO	126 ¹²⁵
14. Glen Cochrane	125
15. Gary Dornhoefer	125
16. HAROLD SNEPSTS	124
17. BRENT SUTTER	122 ¹²³
18. Ed Van Impe	120
19. Barry Beck	119
20. Duane Sutter	119
21. Larry Playfair	119
22. DALE HUNTER	119

KEY: **BOLD FACE** = Active Players

ALL-TIME GOALTENDING LEADERS

VS

PITTSBURGH

GAMES PLAYED	MINUTES PLAYED
1. Rogie Vachon 64	1. Rogie Vachon 3701
2. Tony Esposito 48	2. Tony Esposito 2880
3. Billy Smith 44	3. Billy Smith 2542
4. Cesare Maniago 39	4. Gilles Meloche 2280
5. Gilles Meloche 38	5. Cesare Maniago 2199
6. Bernie Parent 36	6. Bernie Parent 2160
7. Glenn Resch 35	7. Glenn Resch 1962
8. Garry Smith 34	8. Ed Giacomin 1900
9. Ron Low 33	9. Phil Myre 1878
10. Phil Myre 33	10. Gary Smith 1861
GOALS AGAINST	SHUTOUTS
1. Rogie Vachon 175	1. Bernie Parent 10
2. Gilles Meloche 155	2. Rogie Vachon 7
3. Billy Smith 147	3. Ed Giacomin 7
4. Tony Esposito 124	4. Bruce Ramble 5
5. JOHN VANBIESBROUCK 116	5. Cesare Maniago 5
6. Glenn Resch 109	6. Tony Esposito 5
7. Phil Myre 107	7. Ernie Wakely 5
8. Ron Low 106	8. Gerry Cheevers 3
9. Gary Smith 105	9. Gerry Desjardins 3
10. Cesare Maniago 105	10. PETE PEETERS 3
WINS	LOSSES
1. Rogie Vachon 34	1. Gilles Meloche 19
2. Tony Esposito 30	2. Rogie Vachon 19
3. Bernie Parent 21	3. Gary Smith 18
4. Billy Smith 21	4. Jim Rutherford 15
5. Ed Giacomin 20	5. Doug Favell 15
6. BOB FROSE 20	6. Gerry Desjardins 13
7. Cesare Maniago 18	7. Phil Myre 13
8. PETE PEETERS 17	8. Cesare Maniago 12
9. KELLY HRUDEY 17	9. JOHN VANBIESBROUCK 12
10. Ron Low 16	10. Tony Esposito 11
11. Michel Larocque 16	11. Ron Low 11
12. Dan Bouchard 15	12. Glenn Resch 11
13. Ken Dryen 15	13. GLEN HANLON 11
14. Gerry Cheevers 15	14. KELLY HRUDEY 10
15. MIKE LIUT 15	15. Billy Smith 10
AVERAGE	SAVE PERCENTAGE
1. Ernie Wakely 1.71	1. Ernie Wakely 937
2. Bernie Parent 1.97	2. Bernie Parent 935
3. Bruce Gamble 2.04	3. Bruce Gamble 933
4. Glenn Hall 2.18	4. Glenn Hall 927
5. Roy Edwards 2.24	5. Jacques Plante 922
6. Ed Giacomin 2.31	6. Tony Esposito 921
7. Pat Riggan 2.43	7. Roy Edwards 920
8. Jacques Plante 2.44	8. Roger Crozier 919
9. Gerry Cheevers 2.51	9. Cesare Maniago 919
10. Roger Crozier 2.56	10. Ed Giacomin 919
11. Tony Esposito 2.58	11. Gerry Cheevers 916
12. PATRICK ROY 2.65	12. Ken Dryen 916

BOLD FACE = Active Players

ACTIVE OPPONENT GOALTENDERS LIFETIME RECORDS VS PITTSBURGH

NAME	TEAM	GP	MP	GF	GA	ENG	SO	AVG.	W-L-T
Tom Barrasso	Buf.	11	655	37	35	1	0	3.21	4-3-3
	Min.	7	370	12	24	2	0	3.89	1-6-0
	Wash.	9	430	25	25	0	0	3.49	4-2-0
	TOTAL	16	800	37	49	2	0	3.67	5-8-0
Stephane Beaugerard	Wpg.	2	100	4	14	0	0	8.40	0-2-0
Ed Belfour	Chi.	4	188	13	10	0	0	3.19	2-1-0
Tim Bernhardt	Tor.	4	231	12	17	0	0	4.42	1-2-0
Daniel Berthiaume	Wpg.	4	243	13	12	0	0	2.96	3-1-0
Allan Bester	Tor.	7	397	25	22	2	1	3.52	3-3-0
Mario Brunette	Que.	2	124	8	11	0	0	5.32	0-2-0
Sean Burke	NJD	13	861	60	49	0	1	3.41	7-4-3
Jon Casey	Min.	8	464	30	28	1	0	3.62	3-4-1
Tim Cheveldae	Det.	5	263	7	22	0	0	5.02	0-4-1
Alain Chevrier	NJD	11	594	42	43	0	0	4.34	6-4-0
	Chi.	4	193	18	13	0	0	4.04	2-1-0
	TOTAL	15	787	60	56	0	0	4.27	8-5-0
Jacques Cloutier	Buf.	6	328	19	24	1	0	4.39	1-4-1
	Chi.	2	57	3	4	0	0	4.21	1-0-0
	TOTAL	8	385	22	28	0	0	4.36	2-4-1
Darren Eliot	LAK	3	180	12	6	0	1	2.00	3-0-0
Bob Essensa	Wpg.	4	204	14	10	1	0	2.94	1-1-1
Randy Exelby	Edm.	1	60	3	5	1	0	5.00	0-1-0
Stephane Fiset	Que.	1	60	2	8	0	0	8.00	0-1-0
Mark Fitzpatrick	LAK	1	60	4	4	1	0	4.00	0-1-0
	NYI	5	313	33	25	0	0	4.79	3-1-1
	TOTAL	6	373	37	29	1	0	4.67	3-2-1
Norm Foster	Bos.	2	120	8	9	0	0	4.50	1-1-0
Bob Froese	Phil.	16	921	78	35	0	0	2.28	15-0-0
	NYR	14	756	46	46	0	0	3.65	5-4-1
	TOTAL	26	1494	115	66	0	0	2.65	20-4-1
Grant Fuhr	Edm.	11	585	48	32	0	0	3.28	7-1-1
Troy Gamble	Van.	1	60	1	4	0	0	4.00	0-1-0
Scott Gordon	Que.	1	60	3	2	0	0	2.00	1-0-0
Mario Gosselin	Que.	8	433	21	34	2	0	4.71	1-5-1
	LAK	1	40	2	4	1	0	6.00	0-1-0
	TOTAL	9	473	23	38	3	0	4.82	1-6-1
Jeff Hackett	NYI	3	164	9	10	0	0	3.67	1-2-0
Glen Hanlon	Van.	6	360	21	25	1	0	4.17	1-5-0
	STL	1	60	5	3	0	0	3.00	1-0-0
	NYR	7	503	41	29	0	0	3.46	5-3-0
	Det.	12	435	28	20	0	1	2.76	3-3-1
	TOTAL	26	1358	95	77	1	1	3.40	10-11-1
Domink Hasek	Chi.	1	52	6	4	0	0	4.62	1-0-0
Brian Hayward	Wpg.	5	302	18	26	1	0	5.17	2-3-0
	Mtl.	4	240	14	16	0	0	4.00	1-3-0
	Min.	1	59	3	4	0	0	4.04	0-1-0
	TOTAL	10	601	35	46	1	0	4.59	3-7-0
Glen Healy	LAK	2	125	11	6	0	0	2.88	1-0-1
	NYI	7	383	18	26	1	0	4.07	1-4-1
	TOTAL	9	508	29	32	1	0	3.78	2-4-2
Ron Hextall	Phil.	18	1036	61	59	0	0	3.42	10-7-1
Bruce Hoffort	Phil.	1	17	1	2	0	0	7.01	1-0-0
Jim Hrivnak	Wash.	5	232	18	16	0	0	4.14	1-1-1
Kelly Hrudey	NYI	23	1364	98	77	2	2	3.39	12-9-1
	LAK	7	363	34	15	0	0	2.48	5-1-0
	TOTAL	30	1727	132	92	2	2	3.20	17-10-1
Peter Ing	Tor.	3	156	15	14	0	0	5.40	1-2-0
Curtis Joseph	STL	3	180	10	9	0	0	3.00	2-1-0
Rejean Lemelin	Cgy.	9	486	37	26	1	0	3.21	5-1-2
	Bos.	5	285	25	14	0	0	2.95	2-1-2
	TOTAL	14	771	62	40	1	0	3.11	7-2-4

ACTIVE OPPONENT GOALTENDERS LIFETIME RECORDS VS PITTSBURGH

NAME	TEAM	GP	MP	GF	GA	ENG	SO	AVG.	W-L-T
Mike Liut	STL	11	640	45	33	0	1	3.09	8-2-0
	Hft.	9	543	47	38	0	0	4.20	7-2-0
	Was.	3	96	5	13	0	0	8.13	0-3-0
	TOTAL	23	1279	97	84	0	1	3.94	15-7-1
Danny Lorenz	NYI	1	20	1	1	0	0	3.00	0-0-0
	Que.	2	102	8	14	0	0	8.24	1-1-0
	Wash.	10	524	35	42	1	0	4.80	1-7-1
	Buf.	2	101	5	4	0	0	2.38	1-1-0
TOTAL	14	727	48	60	1	0	4.95	3-9-1	
George Maneluk	NYI	1	40	2	7	0	0	10.50	0-1-0
	Wash.	13	659	52	38	1	0	3.46	5-6-1
	Chi.	1	40	2	6	0	0	9.00	0-1-0
	Que.	1	60	6	2	0	0	2.00	1-0-0
	Van.	1	60	4	3	0	0	3.00	1-0-0
TOTAL	16	819	64	49	1	0	3.59	7-7-1	
Kirk McLean	Van.	5	305	22	15	1	1	2.95	3-1-1
	NYI	11	660	47	28	1	0	2.55	7-4-0
	Min.	1	60	4	3	0	0	3.00	1-0-0
	LAK	6	373	30	32	1	0	5.15	0-4-1
TOTAL	18	1093	81	63	2	0	3.46	8-8-1	
Roland Melanson	Hft.	9	539	30	36	1	0	4.01	2-6-1
	STL	9	555	47	33	0	0	3.57	5-2-2
	TOTAL	18	1094	77	69	1	0	3.78	7-8-3
Greg Millen	Hft.	9	539	30	36	1	0	4.01	2-6-1
	STL	9	555	47	33	0	0	3.57	5-2-2
	TOTAL	18	1094	77	69	1	0	3.78	7-8-3
Andy Moog	Edm.	14	820	77	46	0	0	3.37	10-4-0
	Bos.	4	210	10	16	0	0	4.57	1-1-1
	TOTAL	18	1030	87	62	0	0	3.61	11-5-1
Jarmo Myllys	Min.	2	79	6	10	0	0	7.59	0-1-0
	Phil.	14	771	51	30	0	2	2.33	7-3-1
	Bos.	6	361	33	19	0	0	3.16	5-1-0
	Wash.	12	547	36	35	1	1	3.84	5-4-0
TOTAL	32	1679	120	84	1	3	3.00	17-8-1	
Pete Peeters	Hft.	5	244	16	15	0	0	3.69	2-1-1
	Bos.	2	120	10	7	0	0	3.50	2-0-0
	Edm.	5	240	22	19	0	0	4.75	3-2-0
TOTAL	7	360	32	26	0	0	4.33	5-2-0	
Daryl Reaugh	Hart.	1	60	3	1	0	0	1.00	1-0-0
	Wpg.	2	120	6	5	1	0	2.50	1-1-0
	STL	2	120	7	13	0	0	6.50	1-1-0
	NYR	6	348	18	22	0	0	3.79	1-4-1
	Tor.	2	83	8	10	0	0	7.23	1-0-0
	Mtl.	13	792	62	35	0	0	2.65	9-2-2
	Det.	2	70	3	4	0	0	3.43	1-0-0
	Hft.	3	185	17	11	0	0	3.57	2-0-1
	Det.	11	587	40	48	0	0	4.91	4-4-1
	Min.	3	170	11	6	0	0	2.12	2-0-0
	Edm.	1	40	1	2	0	0	3.00	0-0-0
	TOTAL	4	210	12	8	0	0	2.29	2-0-0
	Eldon Reddick	Que.	1	13	1	3	0	0	14.46
NJD		10	493	30	32	1	0	3.89	3-6-0
Que.		5	286	22	23	0	0	4.83	1-4-0
NYR		29	1593	113	116	1	0	4.37	12-12-2
Cgy.		11	615	42	41	0	0	4.00	5-4-1
Buf.		1	21	3	1	0	0	2.84	0-0-0
Mtl.		1	60	4	2	0	0	2.00	1-0-0
STL		6	360	27	21	0	0	3.50	4-2-0
Cgy		4	184	13	10	0	0	3.26	2-1-0
TOTAL		10	604	44	33	0	0	3.28	7-3-0
John Vanbiesbrouck	NYR	11	600	47	42	1	0	4.20	6-5-0
	Hft.	2	120	5	8	0	0	4.00	1-1-0
	Van.	4	239	13	15	1	0	3.77	1-3-0
	TOTAL	17	959	65	65	2	0	4.07	8-9-0
Steve Weeks	Hft.	3	180	15	12	0	0	4.00	2-1-0
	Tor.	6	328	21	29	0	0	5.30	2-4-0
Kay Whitmore	Phil.	8	506	37	30	1	0	3.56	5-3-1
	TOTAL	14	834	58	59	1	0	4.24	7-7-0
	Phil.	8	506	37	30	1	0	3.56	5-3-1

ON THIS DATE IN PITTSBURGH PENGUINS HISTORY

June 5, 1967	Pittsburgh franchise joins the National Hockey League.
October 11, 1967	Penguins first NHL game at the Civic Arena vs Montreal. Penguins lost to Montreal 2-1 with 9,307 fans on hand. Andy Bathgate scores the Penguins first goal.
October 13, 1967	Penguins first victory as they defeated St. Louis 3-1 on the road.
October 18, 1967	Andy Bathgate records first hat trick in club history vs Minnesota.
November 4, 1967	Les Binkley records the club's first shutout (1-0) vs California.
February 3, 1968	Penguins first sellout at Civic Arena vs Toronto (12,563)
March 22, 1968	Donald Parsons heads a Michigan group who purchases 80% of the Penguins franchise.
April 1, 1970	Penguins defeat Philadelphia 4-1 to clinch second place in the Western Division, putting them in playoffs for the first time.
April 8, 1970	Penguins defeat Oakland 2-1 in club's first playoff game
May 21, 1970	Jack Riley, club's general manager for first three years is promoted to president and coach Red Kelly is promoted to general manager/coach.
March 3, 1971	Les Binkley records his 11th career shutout with Penguins which is still a club record.
April 13, 1971	Michel Briere dies from injuries suffered in an auto accident on May 15, 1970.
April 21, 1971	Thayer Potter heads a Pittsburgh group who buys team.
January 29, 1972	Red Kelly steps down as general manager but remains coach and Jack Riley regains general manager duties.
January 13, 1973	Jack Button named a general manager and Ken Schinkel is named coach of Penguins.
January 30, 1973	Greg Polis wins MVP honors at NHL All-Star Game in New York after scoring two goals.
January 13, 1974	Jack Button named general manager of Penguins.
January 22, 1975	Syl Apps named MVP in NHL All-Star Game in Montreal after scoring two goals.
February 22, 1975	Penguins defeat St. Louis 3-2 to establish a 20-game home unbeaten streak which is still a club record.
June 13, 1975	Pittsburgh Penguins declared bankruptcy.
July 11, 1975	Albert Savill, Otto Frenzel and Wren Blair buy Penguins.
July 29, 1975	Marc Boileau rehired as coach.
December 29, 1975	Penguins are beaten by Soviet Wings 7-4 at Civic Arena.
March 24, 1976	Jean Pronovost becomes the first Penguin to score 50 goals in a season and Pierre Larouche becomes first Penguin to record 100 points in one season vs Boston.
December 3, 1976	Aldege "Baz" Bastien named club's general manager.
October 19, 1977	Bob Prince debuts as the club's television play-by-play announcer.
April 5, 1978	Edward J. DeBartolo takes control of the club, having purchased one-third of the franchise the year before.
April 14, 1979	George Ferguson scores in OT to eliminate Buffalo in preliminary round of playoffs.
January 3, 1980	Penguins defeat NYI 4-3 to gain first place in the Norris Division for the first time in club history.
January 30, 1980	Black & Gold uniform worn for first time vs St. Louis.
December 13, 1980	Paul Gardner becomes first Penguin player to score four goals in one game in a 6-5 loss to Philadelphia.
July 15, 1980	Ed Johnston named coach of Penguins.
April 15, 1981	Mike Crombeen scores at 5:16 of second OT period to lead St. Louis to 4-3 win in the deciding game of the preliminary round of playoffs.
June 3, 1981	Randy Carlyle named to NHL First All-Star Team.
June 4, 1981	Randy Carlyle wins the Norris Trophy and Rick Kehoe wins the Lady Byng Trophy.
July 1, 1981	Edward J. DeBartolo takes over the Civic Arena.
February 21, 1982	Penguins defeat the NYI 4-3 to break their 15 game winning streak.
March 15, 1983	General Manager Baz Bastien dies as a result of an auto accident.
May 27, 1983	Ed Johnston is promoted to general manager.
June 9, 1984	Penguins draft Mario Lemieux, Doug Bodger & RogerBelanger in first round of Entry Draft marking the first time in club history that Pittsburgh selected more than one player in first round. By drafting Lemieux 1st overall, it also the first time that the Penguins have chosen 1st overall.
June 19, 1984	Mario Lemieux signs a contract with Penguins.
February 12, 1985	Mario Lemieux is named MVP in NHL All-Star Game in Calgary after scoring 2 goals and 1 assist.

April 7, 1985 Mario Lemieux scores his 100th point to become 3rd rookie in NHL History to score 100 or more points in a season.

June 12, 1985 Mario Lemieux wins the Calder Memorial Trophy.

January 4, 1986 Penguins tie Russian Dynamo 3-3.

February 4, 1986 Mario Lemieux wins fan voting for center on the Wales Conference Team for NHL All-Star Game.

February 15, 1986 Mario Lemieux records his 100th point vs Vancouver to become the first Penguin player to record two consecutive 100 point seasons.

May 26, 1986 Mario Lemieux wins the Lester B. Pearson Award presented by Player's Association to the Outstanding Player in NHL.

September 17, 1986 Penguins select two players in NHL's first Supplemental Draft.

October 22, 1986 Penguins defeat Buffalo 5-4 in OT to extend their club record start of the season winning streak to 7 games.

January 30, 1987 Civic Arena hosts its first AHL Game since 1966 as Baltimore defeated Sherbrooke 4-3.

April 13, 1987 Head coach Bob Berry and his assistant Jim Roberts are relieved of coaching duties with Pittsburgh.

May 11, 1987 Penguins and Baltimore Skipjacks agree to terminate their working agreement.

May 26, 1987 Penguins and Muskegon Lumberjacks of IHL sign a working agreement.

June 17, 1987 Pierre Creamer appoints Clement Jodoin and Rick Kehoe as assistant coaches.

February 9, 1988 Mario Lemieux is named MVP in NHL All-Star Game in St. Louis after scoring 3 goals, including the game winner in OT and 3 assists.

April 14, 1988 Tony Esposito is hired by Penguins and assumed duties of Vice-President & General Manager.

June 8, 1988 Mario Lemieux wins the Art Ross and Hart Memorial Trophies, thus becoming the first Penguin to win either award.

June 14, 1988 Pierre Creamer is relieved of his coaching duties with Pittsburgh.

June 15, 1988 Mario Lemieux wins the Lester B. Pearson Award for the second time in his career.

June 24, 1988 Greg Malone joins the Penguins' scouting staff.

July 1, 1988 Rick Paterson joins Rick Kehoe as an assistant coach.

January 4, 1989 Penguins defeat Soviet Red Army Team 4-2.

April 25, 1989 Mario Lemieux ties two NHL Playoff Records with five goals and eight points in one playoff game vs Philadelphia in the Penguins 10-7 win.

June 7, 1989 Mario Lemieux wins his second consecutive Art Ross Trophy as the league's top scorer with 199 points.

July 28, 1989 John Welday is named as the Penguins Strength and Conditioning Coach.

July 31, 1989 Les Binkley is named to the Penguins scouting staff.

December 5, 1989 Craig Patrick is named general manager/head coach replacing Tony Esposito and Gene Ubriaco.

December 29, 1989 Penguins are defeated 5-2 by Moscow Dynamo.

January 21, 1990 Pittsburgh's Civic Arena plays host to the NHL All-Star Game for the first time and Penguin center Mario Lemieux wins the MVP award. Lemieux scores 4 goals on his way to his third All-Star MVP award.

February 14, 1990 Mario Lemieux has his 46 game point scoring streak halted at the NY Rangers as he left the game midway in second period with a back injury. Lemieux would miss the next 21 games before returning for the final game of the year.

June 12, 1990 Bob Johnson is hired as the head coach and Scott Bowman is named as Director of Player Development and Recruitment.

July 20, 1990 Barry Smith is hired as an assistant head coach. He joins Rick Paterson and Rick Kehoe as assistant coaches.

March 26, 1991 Penguins win their first division title, capturing the Patrick Division Title with a 7-4 win at Detroit.

April 25, 1991 With a 4-1 win vs Washington, the Penguins win their first Patrick Division Playoff Championship.

May 11, 1991 The Penguins earned the right to play in their first Stanley Cup, beating the Boston Bruins to capture their first Wales Conference Championship.

May 25, 1991 With a 8-0 victory over the Minnesota North Stars, the Penguins become Stanley Cup Champions for the first time in their 24 year history.

June 24, 1991 The Penguins visit the White House and meet President George Bush.

PENGUINS ALL-TIME ROSTER

A
 Aitken, Brad 1987-88 & 1990-91
 Anderson, Russ 1976-77 to 81-82
 Andrea, Paul 1967-68 to 68-69
 Angotti, Lou 1968-69
 Apps, Syl 1970-71 to 77-78
 Arbour, John 1968-69
 Arnason, Chuck 1973-74 to 75-76
 Awrey, Don 1976-77

B
 Babych, Wayne 1984-85 to 85-86
Barrasso, Tom 1988-89 to present
 Barrie, Doug 1968-69
 Bassen, Hank 1967-68
 Bathgate, Andy 1967-68, 1970-71
 Baxter, Paul 1980-81 to 82-83
 Belanger, Roger 1984-85
 Belland, Neil 1986-87
 Bennett, Harvey 1974-75, 1976-77
 Bergeron, Yves 1974-75
 Beverley, Nick 1973-74
 Blanchin, Wayne 1973-74 to 78-79
 Bignell, Larry 1973-74
 Binkley, Les 1967-68 to 71-72
 Bjogstad, Scott 1988-89
 Blackburn, Bob 1969-70 to 70-71
 Bladon, Tom 1978-79 to 79-80
 Blaisdell, Mike 1985-86 to 86-87
 Bodger, Doug 1984-85 to 88-89
 Boivin, Leo 1967-68 to 68-69
Bourque, Phil 1983-84, 1985-86 to present
 Boutette, Pat 1981-82 to 84-85
 Boyd, Randy 1981-82 to 83-84
 Boyer, Wally 1968-69 to 71-72
 Brickley, Andy 1983-84 to 84-85
 Briere, Michel 1969-70
 Brown, Andy 1972-73 to 73-74
 Brown, Rob 1987-88 to 90-91
 Bullard, Mike 1980-81 to 86-87
 Bulley, Ted 1983-84
 Burns, Charlie 1968-69
 Burns, Robin 1970-71 to 72-73
 Burrows, Dave 1971-72 to 77-78, 1980-81
 Buskas, Rod 1982-83 to 88-89, 1989-90

C
Callander, Jock 1987-88 to 89-90
 Campbell, Colin 1974-75 to 75-76, 1977-78 to 78-79
 Capuano, Dave 1989-90
 Cardwell, Steve 1970-71 to 72-73
 Carlyle, Randy 1978-79 to 83-84
 Carr, Gene 1977-78
 Cassidy, Tom 1977-78
Caulfield, Jay 1988-89 to present
 Chabot, John 1984-85 to 86-87
 Chapman, Blair 1976-77 to 79-80
 Charlesworth, Todd 1983-84, 1985-86 to 87-88
 Chevrier, Alain 1989-90
 Chorney, Marc 1980-81 to 83-84
 Clackson, Kim 1979-80
Coffey, Paul 1987-88 to present
 Corrigan, Mike 1976-77 to 77-78
 Cossette, Jacques 1975-76, 1977-78 to 78-79
 Crowder, Bruce 1984-85
 Cullen, John 1988-89 to 90-91
 Cunneynorth, Randy 1985-86 to 88-89

D
 Dahlquist, Chris 1985-86 to 90-91
 Daley, Joe 1968-69 to 69-70
Daniels, Jeff 1990-91 to present
 Davis, Kim 1977-78 to 80-81
 Dea, Billy 1967-68 to 68-69
 DeBenedet, Nelson 1974-75
 DeFazio, Dean 1983-84
Delorme, Gilbert 1989-90
 DeMarco, Ab 1973-74 to 74-75
 Dillabough, Bob 1967-68 to 68-69
Dineen, Gord 1988-89 to present
 Dion, Michel 1981-82 to 84-85
 Duguay, Ron 1985-86 to 86-87
 Durban, Steve 1973-74 to 75-76
 Dykstra, Steve 1988-89

E
 Edstrand, Darryl 1971-72 to 73-74
 Edur, Tom 1977-78
 Edwards, Gary 1981-82
 Edwards, Marv 1968-69
 Edwards, Roy 1971-72
 Erickson, Byran 1987-88
Errey, Bob 1983-84 to present

F
 Faubert, Mario 1974-75 to 77-78, 1979-80 to 81-82
 Feltrin, Tony 1980-81 to 82-83
 Ferguson, George 1978-79 to 82-83
 Flesch, John 1977-78
 Flockhart, Ron 1983-84 to 84-85
 Fonteyne, Val 1967-68 to 71-72
 Ford, Brian 1984-85
 Fox, Greg 1983-84 to 84-85
Francis, Ron 1990-91 to present
 Frawley, Dan 1985-86 to 88-89

G
 Ganchar, Perry 1987-88 to 88-90
 Gardner, Paul 1980-81 to 83-84
 Garner, Rob 1982-83
 Gatzos, Steve 1981-82 to 84-85
 Geale, Robert 1984-85
 Giffin, Lee 1986-87 to 87-88
 Gilbert, Ed 1975-76 to 76-77
 Gilbertson, Stan 1975-76 to 76-77
 Gilhen, Randy 1989-90 to 90-91
 Gladney, Bob 1983-84
 Goertz, Dave 1987-88
 Gotaas, Steve 1987-88
 Graham, Pat 1981-82 to 82-83
 Gruhl, Scott 1986-88
 Guenette, Steve 1987-87 to 88-89

H
 Hadfield, Vic 1974-75 to 76-77
 Hakansson, Anders 1982-83
 Hamilton, Jim 1978-79, 1984-85
 Hannan, Dave 1981-82 to 87-88, 1988-89 to 88-90
 Harbaruk, Nick 1969-70 to 72-73
 Harris, Billy 1968-69
 Harrison, Paul 1981-82
 Herron, Denis 1972-73 to 74-75, 1976-77 to 78-79, 1982-83 to 85-86
 Hextall, Bryan 1969-70 to 73-74
 Hicke, Billy 1971-72
 Hicks, Wayne 1967-68
 Hillier, Randy 1984-85 to 90-91
 Hoganson, Paul 1970-71
 Holland, Rob 1979-80 to 80-81

*Jeff
Chapman*

PENGUINS ALL-TIME ROSTER

Horton, Tim	1971-72	Mayer, Pat	1987-88
Hotham, Greg	1981-82 to 84-85	McAdam, Gary	1978-79 to 80-81
Hrdina, Jiri	1990-91 to present	McBain, Andrew	1989-90
Hryniewicz, Tim	1982-83 to 83-84	McCallum, Dunc	1967-68 to 70-71
Hudson, Lex	1978-79	McCarthy, Kevin	1983-84 to 84-85
Hughes, Pat	1979-80 to 80-81	McClelland, Kevin	1981-82 to 83-84
Hunter, Dave	1987-88	McCreary, Keith	1967-68 to 71-72
		McDonald, Ab	1967-68
		McDonnell, Joe	1984-85 to 85-86
Ingarfield, Earl	1967-68 to 68-69	McDonough, Al	1971-72 to 73-74
Inness, Gary	1973-74 to 75-76	McGeough, Jim	1984-85 to 86-87
		McKenzie, Brian	1971-72
J		McLlwin, Dave	1987-88 to 88-89
Jagr, Jaromir	1990-91 to present	McMahon, Mike	1969-70
Javanainen, Arto	1984-85	McManama, Bob	1973-74 to 75-76
*Jennings, Grant	1990-91	McSorley, Marty	1983-84 to 84-85
Johnson, Bob	1974-75	Meeker, Mike	1978-79
Johnson, Jim	1985-86 to 90-91	Meighan, Ron	1982-83
Johnson, Mark	1979-80 to 81-82	Meioche, Gilles	1985-86 to 87-88
Jonathan, Stan	1982-83	Millen, Greg	1978-79 to 80-81
Jones, Ron	1973-74	Mokosak, Carl	1986-87
Joseph, Chris	1987-88	Monahan, Hartland	1977-78
		Morrison, Jim	1969-70 to 70-71
K		Morrison, Lew	1974-75 to 77-78
Kachowski, Mark	1987-88 to 89-90	Mullen, Joe	1990-91 to present
Kannegiesser, Sheldon	1970-71 to 72-73	Mulvey, Paul	1981-82
Kehoe, Rick	1974-75 to 84-85	Murphy, Larry	1990-91 to present
Kelly, Bob	1973-74 to 76-77	<i>Mulvey, Glenn</i>	<i>1991-92</i>
Kessell, Rick	1969-70 to 72-73	N	
Kindrachuk, Orest	1978-79 to 80-81	Newton, Cam	1970-71, 1972-73
Konik, George	1967-68	Nolan, Ted	1985-86
Kontos, Chris	1986-87 to 87-88	Nolet, Simon	1975-76
Kyte, Jim	1989-90 to 90-91	Noris, Joe	1971-72
		Nowak, Hank	1973-74
			<i>Nelson</i> <i>Toold</i>
L		O	
Labre, Yvon	1970-71, 1973-74	O'Regan, Tom	1983-84 to 85-86
LaFramboise, Pete	1974-75	Owchar, Dennis	1974-75 to 77-78
Lagace, Jean Guy	1968-69,		
	1972-73 to 74-75	P	
	1972-73 to 74-75	Paek, Jim	1990-91 to present
Lalonde, Ron	1983-84 to 84-85	Paiement, Wilf	1987-88
Lamoureux, Mitch	1967-68	Pardise, Bob	1973-74 to 75-76
Lanyon, Ted	1974-75 to 77-78		1977-78 to 78-79
Larouche, Pierre	1986-87	Pearson, Mel	1967-68
LaVallee, Kevin	1975-76 to 78-79	Pederson, Barry	1989-90 to 1990-91
Laxton, Gordon	1989-90 to present	Pietrangelo, Frank	1987-88 to present
Leach, Jamie	1968-69	Plasse, Michel	1974-75 to 75-76
LeCaine, Bill	1982-83	Polis, Greg	1970-71 to 73-74
Lecuyer, Doug	1977-78 to 82-83	Pratt, Kelly	1974-75
Lee, Peter	1984-85	Pratt, Tracy	1968-69 to 69-70
Lehto, Petteri	1971-72	Prentice, Dean	1969-70 to 70-71
Leiter, Bob	1986-87	Priestlay, Ken	1990-91 to present
Lemieux, Alain	1986-87	Price, Noel	1967-68 to 68-69
Lemieux, Mario	1984-85 to present	Price, Pat	1980-81 to 82-83
Libett, Nick	1979-80 to 80-81	Price, Tom	1976-77 to 78-79
Lindstrom, Willy	1985-86 to 86-87	Pronovost, Jean	1968-69 to 77-78
Loney, Troy	1983-84 to present		
Lonsberry, Ross	1978-79 to 80-81	Q	
Lowe, Darren	1983-84	Quinn, Dan	1986-87 to 89-90
Lukowich, Bernie	1973-74		
Lundberg, Brian	1982-83	R	
Lupien, Gilles	1980-81	Recchi, Mark	1988-89 to present
Lynch, Jack	1972-73 to 73-74	Redquest, Greg	1977-78
Lyon, Steve	1976-77	Ricci, Nick	1979-80 to 82-83
		Riggin, Pat	1986-87 to 87-88
M		Rissling, Gary	1980-81 to 84-85
MacDonald, Lowell	1970-71,	Rivard, Bob	1967-68
	1972-73 to 77-78	Robert, Rene	1971-72
MacLeish, Rick	1981-82 to 82-83	Roberts, Gord	1990-91 to present
MacNeil, Al	1967-68	Romano, Roberto	1982-83 to 86-87
Mahovich, Pete	1977-78 to 78-79	Roulston, Tom	1983-84, 1985-86
Malone, Greg	1976-77 to 82-83	Rowe, Mike	1984-85 to 86-87
Mann, Jimmy	1987-88	Rupp, Duane	1968-69 to 72-73
Mantha, Moe	1984-85 to 87-88	Ruskowski, Terry	1985-86 to 86-87
Marshall, Paul	1979-80 to 80-81	Rutherford, Jim	1971-72 to 73-74
Mathiasen, Dwight	1985-86 to 87-88		
Mattiussi, Dick	1967-68 to 68-69		
Maxwell, Bryan	1983-84 to 84-85		

PENGUINS ALL-TIME ROSTER

<i>Kyle Samuelsson</i> S	Saganiuk, Rocky	1983-84	T	Tabaracci, Rich	1988-89
	Samuelsson, Ulf	1990-91 to present		Taglianetti, Peter	1990-91 to present
	Sanderson, Derek	1977-78		Tallon, Dale	1978-79 to 79-80
	Sasser, Grant	1983-84		Tanti, Tony	1989-90 to 90-91
	Sather, Glen	1969-70 to 70-71		Taylor, Bob	1975-76
	Schinkel, Ken	1967-68 to 72-73		Taylor, Mark	1983-84 to 84-85
	Schmidt, Norm	1983-84, 1985-86 to 87-88	<i>Touch & Rick</i>	Tebbutt, Greg	1983-84
	Schock, Ron	1969-70 to 76-77		Thompson, Errol	1980-81
	Schofield, Dwight	1986-87		Thornbury, Tom	1983-84
	Schultz, Dave	1977-78 to 78-79		Tookey, Tim	1983-84
	Schutt, Rod	1978-79 to 83-84		Tremblay, Vincent	1983-84
	Shack, Eddie	1971-72 to 72-73		Trottier, Bryan	1990-91 to present
	Shedden, Doug	1981-82 to 85-86		Turnbull, Ian	1982-83
	Sheppard, Gregg	1978-79 to 81-82			
	Shires, Jim	1972-73		U	
	Simmer, Charlie	1987-88		U Briacci, Gene	1967-68 to 68-69
	Simpson, Bob	1981-82 to 82-83			
	Simpson, Craig	1985-86 to 87-88		V	
	Siren, Ville	1985-86 to 88-89		Van Dorp, Wayne	1987-88
	Smith, Al	1969-70 to 70-71		Van Impe, Ed	1975-76 to 76-77
	Smith, Doug	1989-90			
	Snell, Ron	1968-69 to 69-70		W	
	Snell, Ted	1973-74		Watson, Bryan	1968-69 to 73-74
	Speer, Billy	1967-68 to 68-69		Weir, Wally	1984-85
	Spencer, Brian	1977-78 to 78-79		Wiley, Jim	1972-73 to 73-74
	Stanton, Paul	1990-91 to present		Wilkins, Barry	1974-75 to 75-76
	Stackhouse, Ron	1973-74 to 81-82		Wilson, Dunc	1976-77 to 77-78
	Stevens, Kevin	1987-88 to present		Wilson, Mitch	1986-87
	Stewart, Bob	1979-80		Wolf, Bennett	1980-81 to 82-83
	Stewart, John	1970-71 to 71-72		Woytowich, Bob	1968-69 to 71-72
	St. Laurent, Andre	1981-82 to 83-84			
	Stoughton, Blaine	1973-74		Y	
	Stratton, Art	1967-68		Young, Scott	1990-91 to present
	Stumpf, Bob	1974-75		Young, Warren	1983-84 to 84-85, 1986-87 to 87-88
	Sutter, Rich	1982-83 to 83-84		Young, Wendell	1988-89 to present
	Swain, Garry	1968-69			
	Swarbrick, George	1968-69 to 69-70		Z	
				Zaine, Rod	1970-71
				Zalapski, Zarley	1987-88 to 90-91
				Zemlak, Richard	1988-89 to 89-90

PENGUINS ALL-TIME UNIFORM NUMBERS

- Hank Bassen, Joe Daley, Paul Hoganson, Cam Newton, Roy Edwards, Jim Rutherford, Bob Johnson, Gordon Laxton, Denis Herron, Bob Holland, Paul Harrison, Steve Guenette, Pat Riggan & Wendell Young.
- Leo Boivin, Duane Rupp, Bob Paradise, Ed Van Impe, Tom Edur, Tom Bladon, Pat Price, Gilles Lupien, Brian Lundberg, Phil Bourque, Greg Fox, Joe McDonnell, Todd Charlesworth, Chris Dahlquist & Jim Paek.
- Al MacNeil, John Arbour, Bob Woytowich, Tim Horton, Jack Lynch, Ron Stackhouse, Bennett Wolf, Norm Schmidt, Doug Bodger, Jim Kyte, Jim Paek & Grant Jennings.
- Noel Price, Bob Blackburn, Dave Burrows, Dale Tallon, Paul Baxter, Marty McSorley, Phil Bourque, Chris Dahlquist, Dwight Schofield & Larry Murphy.
- Dick Mattiussi, Ted Lanyon, Bryan Watson, Ab DeMarco, Barry Wilkins, Steve Lyon, Mario Faubert, Lex Hudson, Ron Meighan, Bryan Maxwell, Mike Rowe, Ville Siren, Gord Dineen & Ulf Samuelsson.
- Dunc McCallum, Tracy Pratt, Sheldon Kannegesser, Ron Jones, Colin Campbell, Tom Price, Kim Clackson, Bennett Wolf, Errol Thompson, Greg Holham, Jim Johnson, Todd Charlesworth & Scott Young. *Jeff Chychrun*
- Art Stratton, Lou Angotti, Bryan Hextall, Steve Durband, Russ Anderson, Rick MacLeish, Ian Turnbull, Rod Buskas & Joe Mullen.
- Val Fonteyne, Jim Wiley, Rick Kehoe, Hartland Monahan, Dave Schultz, Mike Meeker, Bob Stewart, Dave Burrows, Randy Boyd, Tom O'Regan, Petteri Lehto, Terry Ruskowski, Perry Ganchar & Mark Recchi.
- Andy Bathgate, Charlie Burns, Billy Hicke, Al McDonough, Chuck Arason, Simon Nolet, Blair Chapman, Mark Johnson, Stan Jonathan, Rich Sutter, Ron Flockhart, John Chabot, Wilf Paiement, Andrew McBain, Tony Tanti & Ron Francis.

10. Earl Ingarfield, George Swarbrick, Keith McCreary, Robin Burns, Ted Snell, Pierre Larouche, Peter Lee, Gary Rissling, Bob Errey, Wayne Babych, Ron Duguay, Dan Quinn & Barry Pederson, *Don Francis*
11. Gene Ubriaco, Tracy Pratt, Nick Harbaruk, Bernie Lukowich, Vic Hadfield, John Flesch, Tom Cassidy, George Feruson, Anders Hakansson, Rocky Saganiuk, Tim Tookey, Troy Loney, Dwight Mathiasen, Lee Gilfin, Alain Lemieux, Warren Young & John Cullen.
12. Ken Schinkel, Blaine Stoughton, Kelly Pratt, Greg Malone, Mitch Lamoureux, Dean Defazio, Tom O'Regan, Tom Roulston, & Bob Errey.
13. Jim Hamilton & Charlie Simmer.
14. Billy Dea, Rick Kessell, Ron Snell, Lowell MacDonald, Rene Robert, Wayne Bianchin, Nick Libett, Doug Shedden, Dan Quinn, Chris Kontos, Bryan Erikson, Jock Callander & Gordie Roberts.
15. Bob Dillabough, Billy Harris, George Swarbrick, Steve Cardwell, Yvon Labre, Brian McKenzie, Rick Kessek, Bob McManama, Stan Gilbertson, Pat Boutette, Gary Rissling, Randy Cunneynworth, Dave Capuano, Doug Smith & Randy Gilhen.
16. Wayne Hicks, Ron Snell, Glen Sather, Shelton Kannegesser, Ron Lalonde, Lew Morrison, Derek Sanderson, Kim Davis, Mike Meeker, Gary McAdam, Bennett Wolf, Marc Chorney, Mark Taylor, Jim McGeough, Kevin LaVallee, Charlie Simmer, Steve Gotaas & Jay Caulfield.
17. Billy Speer, Bill LeCaine, Ron Schock, Rick Kehoe, Lee Giffin & Brad Aitken.
18. George Konik, Wally Boyer, Lowell MacDonald, Ross Lonsberry, Kevin McClelland, Tom Roulston, Craig Simpson, Jimmy Mann, Mark Recchi, Richard Zemlak, Jeff Daniels & Ken Priestley.
19. Bob Rivard, Jean Pronovost, Dale Tallon, Greg Sheppard, Rick MacLeish, Grant Sasser, Arto Javanainen, Willy Lindstrom, Dave McLlwin, Randy Gilhen & Bryan Trotter.
20. Ab McDonald, Bob Woytowich, Dean Prentice, Robin Burns, John Stewart, Steve Cardwell, Yvon Labre, Jacques Cossette, Yves Bergeron, Pete Mahovich, Paul Marshall, Paul Gardner, Gary Rissling, Moe Mantha, Dave Hunter, Dave Hannan, Jamie Leach & Jeff Daniels.
21. Keith McCreary & Michel Briere.
22. Paul Andrea, Greg Polis, Bob Kelly, Brian Spencer, Kim Davis, Mike Bullard, Neil Belland, Dwight Mathiasen, Jim McGeough, Chris Joseph, Wayne Van Dorp, Steve Dykstra & Paul Stanton.
23. Mel Pearson, Jean Guy Lagace, Doug Barrie, Rick Kessel, John Stewart, Bob Leiter, Eddie Shack, Larry Bignell, Nelson DeBenedet, Ed Gilbert, Jim Hamilton, Rod Schutt, Gary Rissling, Doug Lecuyer, Rich Sutter, Andy Brickley, Wally Weir & Randy Hillier. *Rjell Samuelson*
24. Garry Swain, Rod Zaine, Tim Horton, Eddie Shack, Jean Guy Lagace, Larry Bignell (playoffs only), Mario Faubert, Don Awrey, Bob Paradise, Pat Hughes, Marc Chorney, Pat Graham, Rob Garner, Ted Bulley, Kevin McCarthy, Roger Belanger, Dwight Mathiasen & Troy Loney.
25. Robin Burns, John Stewart, Darryl Edestrand, Nick Beverly, Dennis Owchar, Greg Redquest, Tom Price, Randy Carlyle, Kevin McCarthy, Ted Nolan, Norm Schmidt & Kevin Stevens.
26. Dunc McCallum, Mike McMahon, Syl Apps, Pete Mahovich, Orest Kindrachuk, Paul Mulvey, Steve Gatzos, Wayne Babych, Mike Blaisdell & Mark Kachowski.
27. Jim Morrison, Joe Noris, Jim Shires, Hank Nowak, Yves Bergeron, Pete LaFramboise, Mike Corrigan, Jacques Cossette, Rod Schutt, Todd Charlesworth, Gilles Meloche, Scott Bjugstad & Gilbert Delorme.
28. Harvey Bennett, Mario Faubert, Gene Carr, Tom Price, Jim Hamilton, Bob Simpson, Tim Hrynewich, Bruce Crowder, Robert Geale, Steve Gatzos, Dan Frawley & Gordie Roberts.
29. Al Smith, Jim Rutherford, Denis Herron, Andy Brown, Gary Inness, Bob Stumpt, Dunc Wilson, Greg Millen, Michel Dion & Phil Bourque.
30. Les Binkley, Marv Edwards, Cam Newton, Andy Brown, Gary Inness, Bob Taylor, Gordon Laxton, Paul Gardner, Kim Davis, Gary Edwards, Roberto Romano, Steve Guenette & Alain Chervier.
31. Michel Plasse, Nick Ricci, Vincent Tremblay, Brian Ford, Carl Mokosak, Rich Tabaracci & Tom Barrasso. *Ken Wreggitt*
32. Dave Hannan, Dave Goertz, Pat Mayer & Peter Taglianetti.
33. Tony Feltrin, Bob Simpson, Rocky Saganiuk, Bob Gladney, Doug Bodger, Mike Rowe, Mitch Wilson & Zarley Zalapski.
34. Andre St. Laurent, Tom Thornbury, Greg Tebbutt, Randy Hillier, Ted Nolan, Todd Charlesworth, Lee Giffin, Dwight Mathiasen & Scott Young. *Dave McHughale (playoffs)*
35. Roberto Romano, Warren Young, Darren, Ron Duguay, Brad Aitken & Tom Barrasso.
36. Jock Callander.
38. Scott Gruhl & Jiri Hrdina.
40. Frank Pietrangelo.
44. Rob Brown. *Todd Nelson 43 Jeff Daniels*
55. Larry Murphy. *45 Alan Mulvenna, Mike Needham (playoffs)*
66. Mario Lemieux.
68. Jaromir Jagr. *92 Rick Tocchet*
77. Paul Coffey.

PENGUINS ALL-TIME PENALTY SHOTS

PENGUINS

PLAYER	OPPONENT	DATE	GOALTENDER	RESULT
George Konik	@ St. Louis	Jan. 31, 1968	Glenn Hall	GOAL
Charlie Burns	NY RANGERS	Feb. 5, 1969	Ed Giacomin	No Goal
Keith McCreary	NY RANGERS	Mar. 18, 1970	Ed Giacomin	No Goal
Jean Pronovost	@ Detroit	Jan. 14, 1971	Roy Edwards	GOAL
Greg Polis	ST. LOUIS	Feb. 24, 1971	Ernie Wakely	No Goal
Syl Apps	@ Toronto	Feb. 9, 1972	Bernie Parent	GOAL
Lowell MacDonald	@ Buffalo	Nov. 12, 1972	Roger Crozier	No Goal
Ron Schock	DETROIT	Jan. 10, 1973	Roy Edwards	No Goal
Chuck Arnason	CALIFORNIA	Feb. 16, 1974	Gilles Meloche	No Goal
Ron Schock	@ Washington	Nov. 30, 1976	Bernie Wolfe	No Goal
Blair Chapman	@ Washington	Dec. 4, 1977	Jim Bedard	No Goal
Pete Mahovlich	@ Washington	Jan. 21, 1978	Jim Bedard	No Goal
Blair Chapman	COLORADO	Mar. 22, 1978	Bill McKenzie	No Goal
Ross Lonsberry	@ NY Islanders	Dec. 5, 1978	Glenn Resch	No Goal
Ross Lonsberry	MINNESOTA	Feb. 9, 1980	Gilles Meloche	No Goal
Greg Sheppard	ST. LOUIS	Jan. 14, 1981	Ed Staniowski	No Goal
Dave Hannan	@ Washington	Oct. 14, 1983	Pat Riggan	GOAL
Andy Brickley	CHICAGO	Nov. 29, 1984	Murray Bannerman	No Goal
Mario Lemieux	@ Quebec	Dec. 29, 1984	Mario Gosselin	GOAL
Warren Young	@ Toronto	Jan. 2, 1985	Tim Bernhardt	GOAL
Mario Lemieux	@ NY Islanders	Jan. 19, 1988	Kelly Hrudey	GOAL
Mario Lemieux	NEW JERSEY	Dec. 31, 1988	Chris Terrier	GOAL
Mario Lemieux	@ Los Angeles	Mar. 7, 1989	Kelly Hrudey	GOAL
Jock Callander	MONTREAL	Mar. 18, 1989	Patrick Roy	GOAL
Mario Lemieux	@ Washington	Nov. 24, 1989	Bob Mason	GOAL
Bob Errey	NEW JERSEY	Jan. 5, 1991	Chris Terrier	GOAL
<i>Bob Errey</i>	<i>MINNESOTA</i>	<i>Oct 31 1991</i>	<i>Chris Terrier</i>	<i>GOAL</i>

Pittsburgh has scored 12 times in 27 attempts, including going 3 for 13 at home and going 9 for 14 on the road.

OPPOSITION

PLAYER	OPPONENT	DATE	GOALTENDER	RESULT
Bill Collins	MINNESOTA	Dec. 23, 1967	Les Binkley	No Goal
Ralph Stewart	@ NY Islanders	Mar. 5, 1974	Andy Brown	No Goal
Dave Keon	@ Toronto	Nov. 20, 1974	Gary Innes	GOAL
Bill Goldsworthy	@ NY Rangers	Nov. 14, 1976	Dunc Wilson	No Goal
Alain Daigle	CHICAGO	Nov. 21, 1976	Dunc Wilson	No Goal
Al MacAdam	CLEVELAND	Dec. 16, 1976	Denis Herron	GOAL
Orest Kindrachuk	PHILADELPHIA	Oct. 15, 1977	Dunc Wilson	GOAL
Ilkka Sinisalo	PHILADELPHIA	Oct. 11, 1981	Paul Harrison	GOAL
Bob Bourne	@ NY Islanders	Feb. 17, 1983	Denis Herron	No Goal
Dino Ciccarelli	@ Minnesota	Mar. 16, 1983	Denis Herron	No Goal
Tony Currie	@ Hartford	Mar. 17, 1984	Denis Herron	No Goal
Michel Goulet	@ Quebec	Dec. 29, 1984	Denis Herron	No Goal
Dave Williams	@ Los Angeles	Jan. 21, 1987	Roberto Romano	No Goal
Alan Kerr	@ NY Islanders	Feb. 26, 1987	Pat Riggan	No Goal
Doug Gilmour	ST. LOUIS	Mar. 1, 1987	Pat Riggan	No Goal
Michel Goulet	QUEBEC	Mar. 12, 1987	Pat Riggan	No Goal
Mark Johnson	@ New Jersey	Oct. 9, 1987	Pat Riggan	No Goal
Dave Tippett	@ Hartford	Jan. 9, 1988	Gilles Meloche	No Goal
Doug Small	WINNIPEG	Oct. 10, 1989	Tom Barrasso	No Goal
Dale Hunter	WASHINGTON	Dec. 6, 1989	Wendell Young	No Goal
Tomas Sandstrom	LOS ANGELES	Feb. 10, 1990	Wendell Young	GOAL
Scott Pearson	QUEBEC	Mar. 16, 1990	Tom Barrasso	GOAL

Domenec Pittsburgh's opponents have scored 5 times in 22 attempts, including Pittsburgh stopping 7 of 10 shots at home and 10 of 12 on the road.

KEY: HOME GAMES IN CAPS

SEASON OPENERS

Year	Date	Location	Opponent	Score	Opponent	Score
1987-88	Oct 4	at Buffalo	Pittsburgh	5	Buffalo	4 (11-9-4)
1990-91	Oct. 5	at Washington	Boston	5	Pittsburgh	4 (10-9-4)
1989-90	Oct. 5	at Boston	Pittsburgh	6	Washington	4 (10-8-4)
1988-89	Oct. 7	at Washington	Pittsburgh	4	NY Rangers	4 (9-8-4)
1987-88	Oct. 8	at NY Rangers	Pittsburgh	5	Washington	4 (9-8-3)
1986-87	Oct. 9	vs Washington	Montreal	5	Pittsburgh	3 (8-8-3)
1985-86	Oct. 10	vs Montreal	Boston	4	Pittsburgh	3 (8-7-3)
1984-85	Oct. 11	at Boston	St. Louis	5	Pittsburgh	3 (8-6-3)
1983-84	Oct. 4	at St. Louis	Pittsburgh	3	New Jersey	3 (8-5-3)
1982-83	Oct. 5	at New Jersey	St. Louis	6	Pittsburgh	2 (8-5-2)
1981-82	Oct. 6	at St. Louis	Philadelphia	7	Pittsburgh	4 (8-4-2)
1980-81	Oct. 9	at Philadelphia	Pittsburgh	4	Winnipeg	2 (8-3-2)
1979-80	Oct. 10	vs Winnipeg	Toronto	3	Pittsburgh	2 (7-3-2)
1978-79	Oct. 11	vs Toronto	Pittsburgh	4	St. Louis	2 (7-2-2)
1977-78	Oct. 12	vs St. Louis	Pittsburgh	9	Vancouver	5 (6-2-2)
1976-77	Oct. 6	vs Vancouver	Pittsburgh	4	Washington	2 (5-2-2)
1975-76	Oct. 7	at Washington	Pittsburgh	4	Minnesota	2 (4-2-2)
1974-75	Oct. 9	at Minnesota	Pittsburgh	4	Atlanta	3 (3-2-2)
1973-74	Oct. 12	at Atlanta	Pittsburgh	4	Los Angeles	2 (2-2-2)
1972-73	Oct. 7	vs Los Angeles	Pittsburgh	3	Philadelphia	2 (1-2-2)
1971-72	Oct. 9	vs Philadelphia	Buffalo	2	Pittsburgh	1 (0-2-2)
1970-71	Oct. 10	vs Buffalo	Pittsburgh	2	California	2 (0-1-2)
1969-70	Oct. 11	vs California	Pittsburgh	1	Montreal	1 (0-1-1)
1968-69	Oct. 12	vs Montreal	Montreal	2	Pittsburgh	1 (0-1-0)
1967-68	Oct. 11	vs Montreal				

HOME OPENERS

Year	Date	Opponent	Score	Opponent	Score	
1991-92	Oct 6	vs Philadelphia	Pittsburgh	2	Pittsburgh	2 (15-7-3)
1990-91	Oct. 7	vs New Jersey	Pittsburgh	7	New Jersey	4 (15-7-2)
1989-90	Oct. 10	vs Winnipeg	Pittsburgh	5	Winnipeg	1 (14-7-2)
1988-89	Oct. 11	vs Washington	Pittsburgh	8	Washington	7 (13-7-2)
1987-88	Oct. 13	vs Buffalo	Pittsburgh	8	Buffalo	3 (12-7-2)
1986-87	Oct. 9	vs Washington	Pittsburgh	5	Washington	4 (11-7-2)
1985-86	Oct. 10	vs Montreal	Montreal	5	Pittsburgh	3 (10-7-2)
1984-85	Oct. 17	vs Vancouver	Pittsburgh	4	Vancouver	3 (10-6-2)
1983-84	Oct. 8	vs NY Rangers	NY Rangers	6	Pittsburgh	1 (9-6-2)
1982-83	Oct. 9	vs NY Rangers	NY Rangers	5	Pittsburgh	3 (9-5-2)
1981-82	Oct. 10	vs Quebec	Pittsburgh	2	Quebec	1 (9-4-2)
1980-81	Oct. 11	vs Winnipeg	Pittsburgh	5	Winnipeg	4 (8-4-2)
1979-80	Oct. 10	vs Winnipeg	Pittsburgh	4	Winnipeg	2 (7-4-2)
1978-79	Oct. 11	vs Toronto	Toronto	3	Pittsburgh	2 (6-4-2)
1977-78	Oct. 12	vs St. Louis	Pittsburgh	4	St. Louis	2 (6-3-2)
1976-77	Oct. 6	vs Vancouver	Pittsburgh	9	Vancouver	5 (5-3-2)
1975-76	Oct. 11	vs Washington	Pittsburgh	7	Washington	5 (4-3-2)
1974-75	Oct. 12	vs Detroit	Pittsburgh	7	Detroit	2 (3-3-2)
1973-74	Oct. 13	vs NY Rangers	NY Rangers	8	Pittsburgh	2 (2-3-2)
1972-73	Oct. 7	vs Los Angeles	Pittsburgh	4	Los Angeles	2 (2-2-2)
1971-72	Oct. 9	vs Philadelphia	Pittsburgh	3	Philadelphia	2 (1-2-2)
1970-71	Oct. 10	vs Buffalo	Buffalo	2	Pittsburgh	1 (0-2-2)
1969-70	Oct. 11	vs California	Pittsburgh	2	California	2 (0-1-2)
1968-69	Oct. 12	vs Montreal	Pittsburgh	1	Montreal	1 (0-1-1)
1967-68	Oct. 11	vs Montreal	Montreal	2	Pittsburgh	1 (0-1-0)

AWAY OPENERS

Year	Date	Location	Opponent	Score	Opponent	Score
1991-92	Oct 4	at Buffalo	Pittsburgh	5	Buffalo	4 (10-11-4)
1990-91	Oct. 5	at Washington	Boston	7	Washington	4 (9-11-4)
1989-90	Oct. 5	at Boston	Pittsburgh	5	Pittsburgh	4 (8-11-4)
1988-89	Oct. 7	at Washington	Pittsburgh	6	Washington	4 (8-10-4)
1987-88	Oct. 8	at NY Rangers	Pittsburgh	4	NY Rangers	4 (7-10-4)
1986-87	Oct. 12	at Chicago	Pittsburgh	4	Chicago	1 (7-10-3)
1985-86	Oct. 12	at Chicago	Boston	5	Chicago	5 (6-10-3)
1984-85	Oct. 11	at Boston	Pittsburgh	4	Pittsburgh	3 (6-10-2)
1983-84	Oct. 4	at St. Louis	St. Louis	5	Pittsburgh	3 (6-9-2)
1982-83	Oct. 5	at New Jersey	Pittsburgh	3	New Jersey	3 (6-8-2)
1981-82	Oct. 6	at St. Louis	St. Louis	6	Pittsburgh	2 (6-8-1)
1980-81	Oct. 9	at Philadelphia	Philadelphia	7	Pittsburgh	4 (6-7-1)
1979-80	Oct. 14	at Boston	Pittsburgh	4	Boston	1 (6-6-1)
1978-79	Oct. 12	at Boston	Boston	8	Pittsburgh	2 (5-6-1)
1977-78	Oct. 14	at Washington	Washington	2	Pittsburgh	1 (5-5-1)
1976-77	Oct. 7	at Montreal	Montreal	10	Pittsburgh	1 (5-4-1)
1975-76	Oct. 7	at Washington	Pittsburgh	4	Washington	2 (5-3-1)
1974-75	Oct. 9	at Minnesota	Pittsburgh	4	Minnesota	2 (4-3-1)
1973-74	Oct. 12	at Atlanta	Pittsburgh	4	Atlanta	3 (3-3-1)
1972-73	Oct. 11	at St. Louis	Pittsburgh	5	St. Louis	2 (2-3-1)
1971-72	Oct. 10	at Buffalo	Buffalo	2	Pittsburgh	1 (1-3-1)
1970-71	Oct. 15	at Minnesota	Minnesota	4	Pittsburgh	2 (1-2-1)
1969-70	Oct. 19	at Boston	Boston	4	Pittsburgh	0 (1-1-1)
1968-69	Oct. 16	at Toronto	Pittsburgh	2	Toronto	2 (1-0-1)
1967-68	Oct. 13	at St. Louis	Pittsburgh	3	St. Louis	1 (1-0-0)

PENGUIN TEAM AWARD WINNERS

MICHEL BRIERE MEMORIAL TROPHY - ROOKIE OF THE YEAR

1990-91	Jaromir Jagr
1989-90	Mark Recchi
1988-89	Zarley Zalapski
1987-88	Rob Brown
1986-87	No Winner
1985-86	Jim Johnson
1984-85	Mario Lemieux
1983-84	Roberto Romano
1982-83	Dave Hannan
1981-82	Mike Bullard
1980-81	Mark Johnson
1979-80	Paul Marshall
1978-79	Greg Millen & Rod Schutt
1977-78	Peter Lee
1976-77	Greg Malone
1975-76	No Winner
1974-75	Pierre Larouche
1973-74	Ron Lalonde
1972-73	No Winner
1971-72	Dave Burrows
1970-71	Greg Polis
1969-70	Michel Briere
1968-69	Jean Pronovost
1967-68	Les Binkley

BILL McCracken MEMORIAL AWARD - UNSUNG HERO

1990-91	Randy Gilhen
1989-90	Bob Errey & Troy Lony
1988-89	Bob Errey
1987-88	Dave Hunter
1986-87	Dan Frawley
1985-86	Randy Cunneynworth & Dave Hannan
1984-85	Gary Rissling
1983-84	Gary Rissling
1982-83	Andre St. Laurent
1981-82	Pat Boulette
1980-81	Paul Gardner
1979-80	Russ Anderson
1978-79	George Ferguson
1977-78	Dave Schultz
1976-77	Wayne Bianchini
1975-76	Ron Stackhouse
1974-75	Gary Inness
1973-74	Ron Schock
1972-73	Lowell MacDonald
1971-72	Duane Rupp
1970-71	Bob Blackburn
1969-70	Val Fonteyne

COLUSSY CHEVROLET LEADING POINT SCORER

1990-91	Mark Recchi
1989-90	Mario Lemieux
1988-89	Mario Lemieux
1987-88	Mario Lemieux
1986-87	Mario Lemieux
1985-86	Mario Lemieux
1984-85	Mario Lemieux
1983-84	Mike Bullard
1982-83	Doug Shedden
1981-82	Rick Kehoe
1980-81	Rick Kehoe
1979-80	Rick Kehoe
1978-79	Greg Malone
1977-78	Jean Pronovost
1976-77	Jean Pronovost
1975-76	Pierre Larouche
1974-75	Ron Schock
1973-74	Syl Apps
1972-73	Syl Apps
1971-72	Syl Apps
1970-71	Bryan Hextall
1969-70	Dean Prentice
1968-69	Ken Schinkel
1967-68	Andy Bathgate

MURRAY HILL JEWELERS AWARD - PLAYER'S PLAYER

1990-91	Mark Recchi
1989-90	Randy Hillier
1988-89	Randy Hillier
1987-88	Mario Lemieux
1986-87	Dan Quinn & Randy Cunneynworth
1985-86	Terry Ruskowski
1984-85	Warren Young

1983-84	Denis Herron
1982-83	Pat Boulette
1981-82	Mike Bullard
1980-81	Rick Kehoe
1979-80	Rick Kehoe
1978-79	Greg Malone
1977-78	Denis Herron
1976-77	Denis Herron
1975-76	Jean Pronovost
1974-75	Ron Schock
1973-74	Jean Pronovost
1972-73	Lowell MacDonald
1971-72	Jean Pronovost
1970-71	Jean Pronovost
1969-70	Jean Pronovost & Dean Prentice
1968-69	Val Fonteyne

FOODLAND AWARD MOST VALUABLE PLAYER

1990-91	Mark Recchi
1989-90	Mario Lemieux
1988-89	Mario Lemieux
1987-88	Mario Lemieux
1986-87	Mario Lemieux
1985-86	Mario Lemieux
1984-85	Mario Lemieux
1983-84	Mike Bullard
1982-83	Doug Shedden
1981-82	Michel Dion
1980-81	Randy Carlyle
1979-80	George Ferguson
1978-79	Ron Stackhouse & Orest Kindrachuk
1977-78	Pete Mahovich
1976-77	Dunc Wilson
1975-76	Pierre Larouche
1974-75	Ron Schock & Ron Stackhouse
1973-74	Syl Apps, Dave Burrows & Jean Pronovost & Lowell MacDonald
1972-73	Dave Burrows
1971-72	Jean Pronovost
1970-71	Ron Schock
1969-70	Jean Pronovost
1968-69	Keith McCreary
1967-68	Les Binkley

BAZ BASTIEN AWARD "GOOD GUY" AWARD

1990-91	Phil Bourque
1989-90	Troy Loney
1988-89	Jim Johnson
1987-88	Randy Cunneynworth
1986-87	Dan Frawley
1985-86	Terry Ruskowski
1984-85	Gary Rissling
1983-84	Gary Rissling



DONADEO-SULLIVAN AWARD MASTERTON NOMINEE

1990-91	Mario Lemieux
1989-90	Mario Lemieux
1988-89	Phil Bourque
1987-88	Randy Hillier
1986-87	Randy Cunneynworth
1985-86	Terry Ruskowski
1984-85	Gary Rissling & Warren Young
1983-84	Denis Herron
1982-83	Greg Malone

BOOSTER CLUB AWARD STAR OF GAME LEADER

1990-91	Mark Recchi
1989-90	Mario Lemieux
1988-89	Mario Lemieux
1987-88	Mario Lemieux
1986-87	Mario Lemieux
1985-86	Mario Lemieux
1984-85	Mario Lemieux
1983-84	Mike Bullard
1982-83	Michel Dion
1981-82	Michel Dion
1980-81	Randy Carlyle
1979-80	George Ferguson
1978-79	Randy Carlyle
1977-78	Denis Herron
1976-77	Dunc Wilson
1975-76	Dave Burrows
1974-75	Vic Hadfield

Penguins Playoff History



PENGUIN PLAYOFF RESULTS

DATE	CITY	RESULTS	WINNING GOAL	WINNING GOALIE
1991 - DIVISION SEMI-FINALS - (Won by Pittsburgh 4-3)				
Wed.	Apr. 3	Pittsburgh	New Jersey 3-1	Stastny
Fri.	Apr. 5	Pittsburgh	Pittsburgh 5-4 (OT)	Jagr
Sun.	Apr. 7	New Jersey	Pittsburgh 4-3	Recchi
Tue.	Apr. 9	New Jersey	New Jersey 4-1	Stastny
Thu.	Apr. 11	Pittsburgh	New Jersey 4-2	C. Lemieux
Sat.	Apr. 13	New Jersey	Pittsburgh 4-3	Francis
Mon.	Apr. 15	Pittsburgh	Pittsburgh 4-0	Hrdina
1991 DIVISION FINALS - (Won by Pittsburgh 4-1)				
Wed.	Apr. 17	Pittsburgh	Washington 4-2	Iafrate
Fri.	Apr. 19	Pittsburgh	Pittsburgh 7-6 (OT)	Stevens
Sun.	Apr. 21	Washington	Pittsburgh 3-1	Stevens
Tue.	Apr. 23	Washington	Pittsburgh 3-1	Stevens
Thu.	Apr. 25	Pittsburgh	Pittsburgh 4-1	Francis
1991 CONFERENCE FINALS - (Won by Pittsburgh 4-2)				
Wed.	May 1	Boston	Boston 6-3	Neely
Fri.	May 3	Boston	Boston 5-4 (OT)	Ruzicka
Sun.	May 5	Pittsburgh	Pittsburgh 4-1	Francis
Tue.	May 7	Pittsburgh	Pittsburgh 4-1	Mullen
Thu.	May 9	Boston	Pittsburgh 7-2	Trotter
Sat.	May 11	Pittsburgh	Pittsburgh 5-3	Recchi
1991 STANLEY CUP FINALS - (Won by Pittsburgh 4-2)				
Wed.	May 15	Pittsburgh	Minnesota 5-4	Smith
Fri.	May 17	Pittsburgh	Pittsburgh 4-1	Stevens
Sun.	May 19	Minnesota	Minnesota 3-1	Smith
Tue.	May 21	Minnesota	Pittsburgh 5-3	Trotter
Thu.	May 23	Pittsburgh	Pittsburgh 6-4	Francis
Sat.	May 25	Minnesota	Pittsburgh 8-0	Samuelsson
1989 - DIVISION SEMI-FINALS - (Won by Pittsburgh 4-0)				
Wed.	Apr. 5	Pittsburgh	Pittsburgh 3-1	Coffey
Thu.	Apr. 6	Pittsburgh	Pittsburgh 7-4	Cunneynworth
Sat.	Apr. 8	NY Rangers	Pittsburgh 5-3	Quinn
Sun.	Apr. 9	NY Rangers	Pittsburgh 4-3	Brown
1989 - DIVISION FINALS - (Won by Philadelphia 4-3)				
Mon.	Apr. 17	Pittsburgh	Pittsburgh 4-3	Brown
Wed.	Apr. 19	Pittsburgh	Philadelphia 4-2	Kerr
Fri.	Apr. 21	Philadelphia	Pittsburgh 4-3 (OT)	Bourque
Sun.	Apr. 23	Philadelphia	Philadelphia 4-1	Kerr
Tue.	Apr. 25	Pittsburgh	Pittsburgh 10-7	Brown
Thu.	Apr. 27	Philadelphia	Philadelphia 6-2	Smith
Sat.	Apr. 29	Pittsburgh	Philadelphia 4-1	Poulin
1982 - PRELIMINARY ROUND - (Won by NY Islanders 3-2)				
Wed.	Apr. 7	NY Islanders	NY Islanders 8-1	Gillies
Thu.	Apr. 8	NY Islanders	NY Islanders 7-2	Goring
Sat.	Apr. 10	Pittsburgh	Pittsburgh 2-1 (OT)	Kehoe
Sun.	Apr. 11	Pittsburgh	Pittsburgh 5-2	Kehoe
Tue.	Apr. 13	NY Islanders	NY Islanders 4-3 (OT)	Tonelli
1981 - PRELIMINARY ROUND - (Won by St. Louis Blues 3-2)				
Wed.	Apr. 8	St. Louis	St. Louis 4-2	Pettersson
Thu.	Apr. 9	St. Louis	Pittsburgh 6-4	Schutt
Sat.	Apr. 11	Pittsburgh	St. Louis 5-4	Federko
Sun.	Apr. 12	Pittsburgh	Pittsburgh 6-3	Bullard
Tue.	Apr. 14	St. Louis	St. Louis 4-3 (2 OT)	Crombeen
1980 - PRELIMINARY ROUND - (Won by Boston Bruins 3-2)				
Tue.	Apr. 8	Boston	Pittsburgh 4-2	Johnson
Thu.	Apr. 10	Boston	Boston 4-1	Marcotte
Sat.	Apr. 12	Pittsburgh	Pittsburgh 4-1	Lonsberry
Sun.	Apr. 13	Boston	Boston 8-3	McNab
Mon.	Apr. 14	Boston	Boston 6-2	Foster

PENGUIN PLAYOFF RESULTS

DATE	CITY	RESULTS	WINNING GOAL	WINNING GOALIE
1979 - QUARTER-FINALS - (Won by Boston Bruins 4-0)				
Mon.	Apr. 16	Boston	Boston 6-2	Milbury
Wed.	Apr. 18	Boston	Boston 4-3	Miller
Sat.	Apr. 21	Pittsburgh	Boston 2-1	Middleton
Sun.	Apr. 22	Pittsburgh	Boston 4-1	Ratelle
1979 - PRELIMINARY ROUND - (Won by Pittsburgh 2-1)				
Tue.	Apr. 10	Buffalo	Pittsburgh 4-3	Kindrachuk
Thu.	Apr. 12	Pittsburgh	Buffalo 3-1	Richard
Sat.	Apr. 14	Buffalo	Pittsburgh 4-3 (OT)	Ferguson
1977 - PRELIMINARY ROUND - (Won by Toronto Maple Leafs 2-1)				
Tue.	Apr. 5	Pittsburgh	Toronto 4-2	Williams
Thu.	Apr. 7	Toronto	Pittsburgh 6-4	Malone
Sat.	Apr. 9	Pittsburgh	Toronto 5-2	McDonald
1976 - PRELIMINARY ROUND - (Won by Toronto Maple Leafs 2-1)				
Tue.	Apr. 6	Toronto	Toronto 4-1	McDonald
Thu.	Apr. 8	Pittsburgh	Pittsburgh 2-0	MacDonald
Fri.	Apr. 9	Toronto	Toronto 4-0	McKenney
1975 - QUARTER-FINALS - (Won by NY Islanders 4-3)				
Sun.	Apr. 13	Pittsburgh	Pittsburgh 5-4	Burrows
Tue.	Apr. 15	Pittsburgh	Pittsburgh 3-1	MacDonald
Thu.	Apr. 17	NY Islanders	Pittsburgh 6-4	Apps
Sun.	Apr. 20	NY Islanders	NY Islanders 3-1	Gillies
Tue.	Apr. 22	Pittsburgh	NY Islanders 4-2	Westfall
Thu.	Apr. 24	NY Islanders	NY Islanders 4-1	Howatt
Sat.	Apr. 26	Pittsburgh	NY Islanders 1-0	Westfall
1975 - PRELIMINARY ROUND - (Won by Pittsburgh 2-0)				
Tue.	Apr. 8	Pittsburgh	Pittsburgh 4-3	Larouche
Thu.	Apr. 10	St. Louis	Pittsburgh 5-3	Campbell
1972 - QUARTER-FINALS - (Won by Chicago Black Hawks 4-0)				
Wed.	Apr. 5	Chicago	Chicago 3-1	Pappin
Thu.	Apr. 6	Chicago	Chicago 3-2	Maki
Sat.	Apr. 8	Pittsburgh	Chicago 2-0	Bordeleau
Sun.	Apr. 9	Pittsburgh	Chicago 6-5(OT)	Martin
1970 SEMI-FINALS - (Won by St. Louis Blues 4-2)				
Sun.	Apr. 19	St. Louis	St. Louis 3-1	Goyette
Tue.	Apr. 21	St. Louis	St. Louis 4-1	Keenan
Thu.	Apr. 23	Pittsburgh	Pittsburgh 3-2	Briere
Sun.	Apr. 26	Pittsburgh	Pittsburgh 2-1	Briere
Tue.	Apr. 28	St. Louis	St. Louis 5-0	St. Marseille
Thu.	Apr. 30	Pittsburgh	St. Louis 4-3	Keenan
1970 QUARTER-FINALS - (Won by Pittsburgh 4-0)				
Wed.	Apr. 8	Pittsburgh	Pittsburgh 2-1	Harbaruk
Thu.	Apr. 9	Pittsburgh	Pittsburgh 3-1	Boyer
Sat.	Apr. 11	Oakland	Pittsburgh 5-2	Pronovost
Sun.	Apr. 12	Oakland	Pittsburgh 3-2 (OT)	Briere

1991 PLAYOFF SCORING LEADERS

PLAYER - TEAM	GP	G	A	PTS	+/-	PP	SH	GW	SOG
MARIO LEMIEUX, PITTSBURGH	23	16	28	44	+14	6	2	0	93
MARK RECCHI, PITTSBURGH	24	10	24	34	+6	5	0	2	60
KEVIN STEVENS, PITTSBURGH	24	17	16	33	+14	7	0	4	83
Brian Bellows, Minnesota	23	10	19	29	-6	6	0	1	68
Dave Gagner, Minnesota	23	12	15	27	-4	6	1	1	78
Ray Bourque, Boston	19	7	18	25	-4	3	0	0	84
Brian Propp, Minnesota	23	8	15	23	-4	8	0	3	52
LARRY MURPHY, PITTSBURGH	23	5	18	23	+17	4	0	0	66
Neal Broten, Minnesota	23	9	13	22	+2	2	1	0	55
Craig Janney, Boston	18	4	18	22	-4	4	0	0	26
Cam Neely, Boston	19	16	4	20	-3	9	0	4	72
Esa Tikkanen, Edmonton	18	12	8	20	+3	3	0	3	76
Mike Modano, Minnesota	23	8	12	20	-3	3	0	1	59
Adam Oates, St. Louis	13	7	13	20	+7	2	0	1	39
Brett Hull, St. Louis	13	11	8	19	+5	3	0	2	58
JOE MULLEN, PITTSBURGH	22	8	9	17	+17	1	0	1	44
RON FRANCIS, PITTSBURGH	24	7	10	17	+13	0	0	4	48

INDIVIDUAL LEADERS

GOALS		ASSISTS	
KEVIN STEVENS, PITTSBURGH	17	MARIO LEMIEUX, PITTSBURGH	28
Cam Neely, Boston	16	MARK RECCHI, PITTSBURGH	24
MARIO LEMIEUX, PITTSBURGH	16	Brian Bellows, Minnesota	19
Luc Robitaille, Los Angeles	12	Craig Janney, Boston	18
Esa Tikkanen, Edmonton	12	Ray Bourque, Boston	18
Dave Gagner, Minnesota	12	LARRY MURPHY, PITTSBURGH	18
Brett Hull, St. Louis	11	KEVIN STEVENS, PITTSBURGH	17
POWER PLAY GOALS		GAME WINNING GOALS	
Cam Neely, Boston	9	Bobby Smith, Minnesota	5
Brian Propp, Minnesota	8	Cam Neely, Boston	4
KEVIN STEVENS, PITTSBURGH	7	RON FRANCIS, PITTSBURGH	4
Brian Bellows, Minnesota	6	KEVIN STEVENS, PITTSBURGH	4
Dave Gagner, Minnesota	6	Shayne Corson, Montreal	3
MARIO LEMIEUX, PITTSBURGH	6	Petr Klima, Edmonton	3
Luc Robitaille, Los Angeles	5	Esa Tikkanen, Edmonton	3
MARK RECCHI, PITTSBURGH	5	Brian Propp, Minnesota	3
SHOTS		PLUS/MINUS	
MARIO LEMIEUX, PITTSBURGH	93	JOE MULLEN, PITTSBURGH	+17
Ray Bourque, Boston	84	LARRY MURPHY, PITTSBURGH	+17
KEVIN STEVENS, PITTSBURGH	83	MARIO LEMIEUX, PITTSBURGH	+14
Dave Gagner, Minnesota	78	KEVIN STEVENS, PITTSBURGH	+14
Esa Tikkanen, Edmonton	76	RON FRANCIS, PITTSBURGH	+13
Cam Neely, Boston	72	GORDIE ROBERTS, PITTSBURGH	+13

GOALTENDING LEADERS

PLAYER - TEAM	GP	MINS	GA	AVG
TOM BARRASSO, PITTSBURGH	20	1175	51	2.60
Kelly Hrudey, Los Angeles	12	798	37	2.78
Don Beaupre, Washington	11	624	29	2.79
Chris Terreri, New Jersey	7	428	21	2.94
Mike Vernon, Calgary	7	427	21	2.95
WINS		SAVE PERCENTAGE		
Jon Casey, Minnesota	14	TOM BARRASSO, PITTSBURGH	.919	
TOM BARRASSO, PITTSBURGH	12	Kelly Hrudey, Los Angeles	.903	
Andy Moog, Boston	10	Chris Terreri, New Jersey	.903	
Grant Fuhr, Edmonton	8	Don Beaupre, Washington	.901	
SHUTOUTS				
FRANK PIETRANGELO, PITTSBURGH	1			
Mike Richter, New York	1			
Don Beaupre, Washington	1			
Vincent Riendeau, St. Louis	1			
TOM BARRASSO, PITTSBURGH	1			
Jon Casey, Minnesota	1			

1991 PENGUIN PLAYOFF SCORING STATISTICS

NAME	GP	G	A	PTS	+/-	PIM	PP	SH	GW	OT	S	PCTG
Mario Lemieux	23	16	28	44	+14	16	6	2	0	0	93	17.2
Mark Recchi	24	10	24	34	+6	33	5	0	2	0	60	16.7
Kevin Stevens	24	17	16	33	+14	53	7	0	4	1	83	20.5
Larry Murphy	23	5	18	23	+17	44	4	0	0	0	66	7.6
Joe Mullen	22	8	9	17	+17	4	1	0	1	0	44	18.2
Ron Francis	24	7	10	17	+13	24	0	0	4	0	48	14.6
Phil Bourque	24	6	7	13	+6	16	0	0	0	0	39	15.4
Jaromir Jagr	24	3	10	13	+2	6	1	0	1	1	57	5.3
Paul Coffey	12	2	9	11	-1	6	0	0	0	0	37	5.4
Bob Errey	24	5	2	7	+5	29	0	1	0	0	40	12.5
Bryan Trottier	23	3	4	7	-1	49	0	0	2	0	16	18.8
Scott Young	17	1	6	7	+1	2	1	0	0	0	21	4.8
Ulf Samuelsson	20	3	2	5	+7	34	1	0	1	0	21	14.3
Jiri Hrdina	14	2	2	4	+1	6	0	0	1	0	7	28.6
Troy Loney	24	2	2	4	-3	41	0	0	0	0	38	5.3
Paul Stanton	22	1	2	3	+6	24	0	0	0	0	18	5.6
Gordie Roberts	24	1	2	3	+13	63	0	0	0	0	12	8.3
Peter Taglianetti	19	0	3	3	+7	49	0	0	0	0	10	.0
Grant Jennings	13	1	1	2	+3	16	0	0	0	0	9	11.1
Jim Paek	8	1	0	1	+2	2	0	0	0	0	8	12.5
Randy Gilhen	16	1	0	1	-4	14	0	0	0	0	10	10.0
Frank Pietrangelo	5	0	1	1	0	2	0	0	0	0	0	.0
Tom Barrasso	20	0	1	1	0	2	0	0	0	0	0	.0
Randy Hillier	8	0	0	0	+1	24	0	0	0	0	2	.0
BENCH						12						
TOTALS	24	95	159	254		571	26	3	16	2	739	12.9

GOALTENDER	GP	MINS	AVG	W-L	EN	S0	GA	SAVES	EFF.
Tom Barrasso	20	1175	2.60	12-7	1	1	51	578	.919
Frank Pietrangelo	5	288	3.13	4-1	1	1	15	133	.899
TOTAL	24	1465	2.78	16-8		2	68	711	.913

1991 PENGUIN PLAYOFF TEAM STATISTICS

Wins	16	1st
Winning Percentage	667	1st
Goals For	95	1st
Goals Against Average	2.78	3rd
Home Wins	9	1st
Road Wins	7	1st
Power Play Goals	26	2nd
Power Play Percentage		
(Total)	19.0%	10th
(Home)	18.3%	9th
(Road)	19.7%	8th
Power Play Goals Against	25	16th
Penalty Killing Percentage		
(Total)	79.2%	11th
(Home)	78.6%	13th
(Road)	79.7%	10th
Shorthanded Goals	3	3rd
Shorthanded Goals Against	4	16th
Penalty Minutes	571	4th

PITTSBURGH PENGUINS VS NEW JERSEY DEVILS

PATRICK DIVISION SEMIFINALS

	GP	W	L	T	PTS	GF	GA	PPG	SHG	PEN	PIM
PITTSBURGH	7	4	3	0	8	21	21	7-38	0	77	208
NEW JERSEY	7	3	4	0	6	21	21	8-33	1	81	211

AT PITTSBURGH (2-2)

Apr. 3	NEW JERSEY 3 (TERRERI) at Pittsburgh 1 (Barrasso)
Apr. 5	New Jersey 4 (Terrerri) at PITTSBURGH 5 (BARRASSO)
Apr. 7	PITTSBURGH 4 (BARRASSO) at New Jersey 3 (Terrerri)
Apr. 9	Pittsburgh 1 (Barrasso) at NEW JERSEY 4 (TERRERI)
Apr. 11	NEW JERSEY 4 (TERRERI) at Pittsburgh 2 (Barrasso)
Apr. 13	PITTSBURGH 4 (PIETRANGELO) at New Jersey 3 (Terrerri)
Apr. 15	New Jersey 0 (Terrerri) at PITTSBURGH 4 (PIETRANGELO)

AT NEW JERSEY (2-1)

WG - Stastny
WG - Jagr *
WG - Recchi
WG - Stastny
WG - Lemieux
WG - Francis
WG - Hrdina

Jagr scored at 8:52 of overtime on April 5th

GOALS & SHOTS BY PERIODS:

	1ST	2ND	3RD	OVT	TOTAL
PITTSBURGH	7-71	6-69	7-74	1-2	21-216
NEW JERSEY	7-81	6-62	8-77	0-7	21-227

PITTSBURGH	GP	G	A	PTS	PIM	SOG	+/	NEW JERSEY	GP	G	A	PTS	PIM	SOG	+/
Recchi	7	2	9	11	10	20	E	MacLean	7	5	3	8	20	31	+2
Lemieux	7	3	5	8	6	20	-3	Shanahan	7	3	5	8	12	20	+3
Stevens	7	3	5	8	8	20	+2	Stastny	7	3	4	7	2	7	-2
Coffey	5	2	2	4	4	23	+1	Lemieux	7	4	0	4	34	24	-3
Francis	7	2	2	4	4	14	+3	Brown	7	2	2	4	2	14	+1
Jagr	7	2	2	4	4	18	+1	Kasatonov	7	1	3	4	10	12	-1
Hrdina	7	2	1	3	2	6	+2	Morris	5	0	4	4	2	1	+3
Bourque	7	1	2	3	8	6	+4	Driver	7	1	2	3	12	21	+1
Mullen	5	1	1	2	2	6	+1	Weinrich	7	1	2	3	6	12	-2
Murphy	6	1	0	1	32	20	-1	Boschman	7	1	1	2	16	8	-1
Errey	7	1	0	1	7	15	-2	Ciger	6	0	2	2	4	13	-1
Loney	7	1	0	1	8	16	-1	Conacher	7	0	2	2	2	9	-1
Pietrangelo	2	0	1	1	2	0	-	Madill	7	0	2	2	8	13	E
Trottier	6	0	1	1	28	3	-2	Muller	7	0	2	2	10	16	-3
Roberts	7	0	1	1	24	2	+1	Albelin	3	0	1	1	2	6	+1
Young, S	7	0	1	1	0	8	-3	Anderson	4	0	1	1	10	3	-1
Jennings	1	0	0	0	2	1	E	Daneyko	7	0	1	1	10	4	+2
Gilhen	3	0	0	0	0	0	E	Todd	1	0	0	0	6	0	-1
Hillier	4	0	0	0	8	2	E	Sundstrom	2	0	0	0	0	2	E
Barrasso	5	0	0	0	0	0	-	Huscroft	3	0	0	0	6	0	E
Samuelsson	6	0	0	0	14	10	E	Norwood	4	0	0	0	18	4	E
Stanton	6	0	0	0	4	3	-2	Fetisov	7	0	0	0	15	7	-3
Taglianetti	7	0	0	0	29	3	+3	Terrerri	7	0	0	0	2	0	-
Bench					2			Bench					2		
TOTAL	7		(21-33-54)	208	216			TOTAL	7		(21-37-58)	211	227		

GOALTENDERS

	GP	MP	GF	GA	ENG	SO	AVG	SAVES	SPCT.	W-L
Pietrangelo (P)	2	120:00	8	3	0	1	1.50	55	.948	2-0
Barrasso (P)	5	307:55	13	17	1	0	3.31	151	.899	2-3
PITTSBURGH TOTAL	7	428:52	21	21	0	0	2.94	206	.907	4-3
Terrerri (NJD)	7	427:32	21	21	0	0	2.94	195	.903	3-4
NEW JERSEY TOTAL	7	428:52	21	21	0	0	2.94	195	.903	3-4

POWER PLAY GOALS:

PITTSBURGH (7 for 38) - Lemieux (3), Stevens (2), Recchi & Jagr
 NEW JERSEY (8 for 33) - Shanahan (2), Lemieux (2), Stastny, MacLean & Weinrich

SHORTHANDED GOALS:

NEW JERSEY (1) - Brown

PITTSBURGH VS WASHINGTON

PATRICK DIVISION FINALS

	GP	W	L	T	PTS	GF	GA	PPG	SHG	PEN	PIM
PITTSBURGH	5	4	1	0	8	19	13	5-23	0	38	79
WASHINGTON	5	1	4	0	2	13	19	6-22	0	39	81

AT PITTSBURGH (2-1)

Apr. 17	WASHINGTON 4 (BEAUPRE) at Pittsburgh 2 (Pietrangelo)
Apr. 19	Washington 6 (Liut) at PITTSBURGH 7 (PIETRANGELO)
Apr. 21	PITTSBURGH 3 (BARRASSO) at Washington 1 (Beaupre)
Apr. 23	PITTSBURGH 3 (BARRASSO) at Washington 1 (Beaupre)
Apr. 25	Washington 1 (Beaupre) at PITTSBURGH 4 (BARRASSO)

AT WASHINGTON (2-0)

WG - Iafrate
WG - Stevens*
WG - Stevens
WG - Stevens
WG - Francis

Liut replaced Beaupre on April 19th at 40:00

* Stevens scored at 8:10 of overtime on April 19th

GOALS & SHOTS BY PERIODS:

	1ST	2ND	3RD	OVT	TOTAL
PITTSBURGH	6-47	7-48	5-37	1-9	19-141
WASHINGTON	3-55	4-49	6-65	0-4	13-173

PITTSBURGH	GP	G	A	PTS	PIM	SOG	+/-	WASHINGTON	GP	G	A	PTS	PIM	SOG	+/-
Recchi	5	4	6	10	2	14	+4	Johansson	4	2	5	7	4	17	-3
Lemieux	5	2	7	9	0	24	+3	Ciccarelli	5	3	2	5	4	26	-4
Stevens	5	4	4	8	6	21	+5	Hunter	5	1	3	4	19	13	-1
Coffey	2	0	5	5	2	7	E	Hatcher	4	1	2	3	0	19	-5
Bourque	5	2	2	4	0	9	+1	Ridley	5	1	2	3	2	11	-4
Mullen	5	2	2	4	2	8	+4	Pivonka	5	0	3	3	4	12	-7
Murphy	5	1	3	4	2	11	+7	Tippert	5	1	1	2	6	8	E
Jagr	5	1	2	3	0	10	E	Khrstich	5	0	2	2	2	8	-1
Francis	5	1	1	2	8	9	+2	Bergland	5	1	0	1	0	2	E
Gilhen	4	1	0	1	0	2	+1	Druce	4	1	0	1	2	8	-5
Trottier	5	1	0	1	7	5	+1	Iafrate	5	1	0	1	14	10	-4
Barrasso	3	0	1	1	0	0	-	Miller	5	1	0	1	0	12	-2
Hrdina	3	0	1	1	2	0	E	Bondra	2	0	1	1	2	4	+1
Stanton	5	0	1	1	8	2	E	Langway	5	0	1	1	2	3	-1
Taglianetti	1	0	0	0	2	0	E	Leach	5	0	1	1	4	10	+1
Pietrangelo	2	0	0	0	0	0	-	Liut	1	0	0	0	0	0	-
Samuelsson	2	0	0	0	2	0	E	Kypreos	3	0	0	0	2	2	E
Hillier	3	0	0	0	14	0	+2	Beaupre	5	0	0	0	2	0	-
Paek	3	0	0	0	0	2	+2	Lalor	5	0	0	0	4	5	-2
Young, S.	3	0	0	0	0	0	E	May	5	0	0	0	4	3	E
Jennings	4	0	0	0	2	3	+1	Sabourin	5	0	0	0	2	1	E
Errey	5	0	0	0	12	5	-1	Bench					2		
Loney	5	0	0	0	0	8	E								
Roberts	5	0	0	0	6	1	+3								
Bench					2										
TOTAL	5	(19-35-56)	79	141				TOTAL	5	(13-23-35)	81	173			

GOALTENDERS

	GP	MP	GF	GA	ENG	SO	AVG	SAVES	SPCT.	W-L
Barrasso (P)	3	180:00	10	3	0	0	1.00	67	.970	3-0
Pietrangelo (P)	2	127:42	9	9	1	0	4.23	66	.880	1-1
PITTSBURGH TOTAL	5	308:10	19	13	0	0	2.53	160	.925	4-1

Beaupre (W)	5	277:05	10	15	2	0	3.25	105	.757	1-3
Liut (W)	1	28:10	3	2	0	0	4.26	17	.895	0-1
WASHINGTON TOTAL	5	308:10	13	19	0	0	3.70	122	.865	1-4

POWER PLAY GOALS:

PITTSBURGH (5 for 23) - Recchi (3), Murphy & Lemieux
 WASHINGTON (6 for 22) - Ciccarelli (2), Johansson,
 Hatcher, Druce & Ridley

PITTSBURGH PENGUINS VS BOSTON BRUINS

WALES CONFERENCE FINAL

1991	GP	W	L	T	PTS	GF	GA	PPG	SHG	PEN	PIM
PITTSBURGH	6	4	2	0	8	27	18	7-38	0	51	108
BOSTON	6	2	4	0	4	18	27	8-32	0	62	154

AT PITTSBURGH (3-0)

May 1	Pittsburgh 3 (Barrasso) at BOSTON 6 (MOOG)
May 3	Pittsburgh 4 (Barrasso) at BOSTON 5 (MOOG)
May 5	Boston 1 (Moog) at PITTSBURGH 4 (BARRASSO)
May 7	Boston 1 (Moog) at PITTSBURGH 4 (BARRASSO)
May 9	PITTSBURGH 7 (BARRASSO) at Boston 2 (Moog)
May 11	Boston 3 (Moog) at PITTSBURGH 5 (BARRASSO)

AT BOSTON (1-2)

WG - Neely
WG - Ruzicka*
WG - Francis
WG - Mullen
WG - Trottier
WG - Recchi

Ruzicka scored at 8:14 of overtime on May 3rd

Lemelin replaced Moog at 40:00 on May 5th

Lemelin replaced Moog at 48:14 on May 9th

GOALS & SHOTS BY PERIODS:

	1ST	2ND	3RD	OVT	TOTAL
PITTSBURGH	9-61	8-67	10-71	0-1	27-200
BOSTON	6-55	6-44	5-68	1-8	18-175

PITTSBURGH	GP	G	A	PTS	PIM	SOG	+/-	BOSTON	GP	G	A	PTS	PIM	SOG	+/-
Lemieux	6	6	9	15	4	25	+9	Bourque	6	3	6	9	6	28	-2
Stevens	6	6	4	10	12	23	+4	Janney	6	3	5	8	4	11	-5
Recchi	6	2	8	10	13	16	+6	Ruzicka	6	1	7	8	0	20	+1
Murphy	6	2	6	8	4	19	+5	Neely	6	4	1	5	10	18	-1
Francis	6	1	4	5	6	9	+2	Christian	6	2	2	4	2	12	-4
Young, S.	6	0	4	4	2	12	+3	Sweeney, B.	6	1	2	3	8	11	-4
Errey	6	2	1	3	2	9	+5	Sweeney, D.	6	2	0	2	4	4	-2
Mullen	6	2	1	3	0	14	+4	Hodge	2	1	1	2	0	3	E
Stanton	5	1	1	2	4	5	+5	Wesley	6	1	1	2	6	15	-6
Bourque	6	1	1	2	4	12	+1	Poulin	3	0	2	2	2	2	E
Jennings	6	1	1	2	10	5	+1	Wiemer	4	0	1	1	4	8	+2
Roberts	6	1	1	2	10	3	+4	Douris	5	0	1	1	4	4	E
Samuelsson	6	1	1	2	6	5	+5	Galley	6	0	1	1	4	7	-5
Trottier	6	1	1	2	0	4	E	Beers	1	0	0	0	2	1	-1
Loney	6	0	2	2	7	9	E	Byers	1	0	0	0	10	0	-1
Jagr	6	0	1	1	2	17	-1	Walz	1	0	0	0	0	1	-1
Hillier	1	0	0	0	2	0	-1	Winnies	1	0	0	0	0	3	-1
Hrdina	2	0	0	0	2	1	E	Lemelin	2	0	0	0	0	0	-
Gilhen	4	0	0	0	2	6	-2	Markwart	2	0	0	0	8	1	+1
Barrasso	6	0	0	0	0	0	-	Pederson	3	0	0	0	6	1	-3
Taglianetti	6	0	0	0	10	6	+1	Hoover	4	0	0	0	4	1	-1
Bench					6			Hammond	4	0	0	0	8	3	-3
								Skriko	5	0	0	0	0	7	-4
								Burridge	6	0	0	0	12	6	-4
								Lazaro	6	0	0	0	8	3	-3
								Moog	6	0	0	0	0	0	-
								Nilan	6	0	0	0	40	1	-4
								Bench					2		
TOTAL	6		(27-46-73)	108	200			TOTAL	6		(18-30-48)	154	175		

GOALTENDERS

	GP	MP	GF	GA	ENG	SO	AVG	SAVES	SPCT.	W-L
Barrasso (P)	6	368:14	27	18	0	0	2.93	157	.897	4-2
PITTSBURGH TOTAL	6	368:14	27	18	0	0	2.93	157	.897	4-2
Lemelin (B)	2	31:46	0	0	0	0	0.00	18	1.000	0-0
Moog (B)	6	336:23	18	26	1	0	4.64	155	.856	2-4
BOSTON TOTAL	6	368:14	18	27	0	0	4.40	173	.865	2-4

POWER PLAY GOALS:

PITTSBURGH (7 for 38) - Stevens (3), Murphy (2), Recchi & Lemieux
 BOSTON (8 for 32) - Janney (3), Neely (2), Bourque, Wesley & Hodge

PITTSBURGH PENGUINS VS MINNESOTA STARS

STANLEY CUP FINALS

1991	GP	W	L	T	PTS	GF	GA	PPG	SHG	PEN	PIM
PITTSBURGH	6	4	2	0	8	28	16	7-38	3	62	176
MINNESOTA	6	2	4	0	4	16	28	3-33	3	62	143

AT PITTSBURGH (2-1)

May 15	MINNESOTA 5 (CASEY) at Pittsburgh 4 (BARRASSO)	WG - Smith
May 17	Minnesota 1 (Casey) at PITTSBURGH 4 (BARRASSO)	WG - Stevens
May 19	Pittsburgh 1 (Barrasso) at MINNESOTA 3 (CASEY)	WG - Smith
May 21	PITTSBURGH 5 (BARRASSO) at Minnesota 3 (Casey)	WG - Trottier
May 23	Minnesota 4 (Hayward) at PITTSBURGH 6 (PIETRANGELO)	WG - Francis
May 25	PITTSBURGH 8 (BARRASSO) at Minnesota 0 (Casey)	WG - Samuelsson

AT MINNESOTA (2-1)

Hayward replaced Casey in goal for Minnesota at 13:41 on May 23rd
 Pietrangelo replaced Barrasso in goal for Pittsburgh at 20:00 on May 23rd
 Hayward replaced Casey in goal for Minnesota at 20:00 on May 25th
 Casey replaced Hayward in goal for Minnesota at 41:29 on May 25th

GOALS & SHOTS BY PERIODS:

	1ST	2ND	3RD	OVT	TOTAL
PITTSBURGH	13-80	9-50	6-52	—	28-182
MINNESOTA	4-70	8-65	4-69	—	16-204

PITTSBURGH	GP	G	A	PTS	PIM	SOG	+/-	MINNESOTA	GP	G	A	PTS	PIM	SOG	+/-
Lemieux	5	5	7	12	6	24	+5	Gagner	6	4	2	6	14	25	-2
Murphy	6	1	9	10	6	16	+6	Broten	6	3	1	4	2	14	-2
Mullen	6	3	5	8	0	16	+8	Dahlen	6	2	2	4	0	12	E
Stevens	6	4	3	7	27	19	+3	Modano	6	2	2	4	6	21	-4
Francis	6	3	3	6	6	16	+6	Smith	6	2	2	4	6	16	-5
Jagr	6	0	5	5	0	12	+2	Propp	6	1	3	4	4	11	-2
Bourque	6	2	2	4	4	12	E	Gavin	6	0	3	3	2	11	+1
Errey	6	2	1	3	8	11	+3	Duchense	6	1	1	2	6	8	-3
Recchi	6	2	1	3	8	10	-4	Bellows	6	0	2	2	16	13	-4
Samuelsson	6	2	1	3	12	6	+2	Chambers	6	0	2	2	6	8	-6
Trottier	6	1	2	3	14	4	E	Bureau	6	1	0	1	8	6	-4
Taglianetti	5	0	3	3	8	1	+3	Casey	6	0	1	1	4	0	-
S. Young	1	1	1	2	0	1	+1	Dahlquist	6	0	1	1	4	8	-2
Coffey	5	0	2	2	0	7	-2	Johnson	6	0	1	1	10	7	+3
Paek	5	1	0	1	2	6	E	Tinordi	6	0	1	1	15	16	-3
Loney	6	1	0	1	26	5	-2	Berezan	1	0	0	0	0	2	-1
Pietrangelo	1	0	0	0	0	0	-	Smail	1	0	0	0	0	0	-1
Hrdina	2	0	0	0	0	0	-1	Hayward	2	0	0	0	0	0	-
Jennings	2	0	0	0	2	0	+1	Churla	5	0	0	0	4	2	-2
Gilhen	5	0	0	0	12	2	-3	McRae	5	0	0	0	26	4	-2
Barrasso	6	0	0	0	2	0	-	Glynn	6	0	0	0	6	12	-5
Roberts	6	0	0	0	23	6	+5	Wilkinson	6	0	0	0	2	8	-2
Stanton	6	0	0	0	8	8	+3	Bench					2		
Bench					2										
TOTAL	6	(28-45-73)	176	182				TOTAL	4	(16-24-40)	143	204			

GOALTENDERS

	GP	MP	GF	GA	ENG	SO	AVG	SAVES	SPCT.	W-L
Barrasso (P)	6	319:14	26	13	0	1	2.44	173	.930	3-2
Pietrangelo (P)	1	40:00	2	3	0	0	4.50	15	.833	1-0
PITTSBURGH TOTAL	6	360:00	28	16		1	2.67	188	.922	4-2
Casey (M)	6	290:08	12	21	1	0	4.34	131	.862	2-3
Hayward (M)	2	67:48	4	6	0	0	5.31	23	.793	0-1
MINNESOTA TOTAL	6	360:00	16	28		0	4.67	154	.846	2-4

POWER PLAY GOALS:

PITTSBURGH (7 for 38) - Stevens (2), S. Young, Lemieux, Samuelsson, Mullen & Murphy

SHORTHANDED GOALS:

MINNESOTA (3 for 33) - Modano (2) & Propp
 PITTSBURGH (3) - Lemieux (2) & Errey
 MINNESOTA (3) - Bureau, Broten & Gagner

1991 STANLEY CUP PLAYOFFS

DIVISION SEMI-FINALS WALES CONFERENCE

ADAMS DIVISION

SERIES "A" (BOSTON won 4-2)

Wed. Apr. 3 HARTFORD 5 (SIDORKIEWICZ) at Boston 2 (Moog)
Fri. Apr. 5 Hartford 3 (Sidorkiewicz) at BOSTON 4 (MOOG)
Sun. Apr. 7 BOSTON 6 (MOOG) at Hartford 3 (Sidorkiewicz)
Tue. Apr. 9 Boston 3 (Moog) at HARTFORD 4 (SIDORKIEWICZ)
Thu. Apr. 11 Hartford 1 (Sidorkiewicz) at BOSTON 6 (MOOG)
Sat. Apr. 13 BOSTON 3 (MOOG) at Hartford 1 (Sidorkiewicz)

Brown
Neely
Christian
Zalapski
Christian
B. Sweeney

SERIES "B" (MONTREAL won 4-2)

Wed. Apr. 3 Buffalo 5 (Wakaluk) at MONTREAL 7 (ROY)
Fri. Apr. 5 Buffalo 4 (Puppa) at MONTREAL 5 (ROY)
Sun. Apr. 7 Montreal 4 (Roy) at BUFFALO 5 (MALARCHUK)
Tue. Apr. 9 Montreal 4 (Racicot) at BUFFALO 6 (MALARCHUK)
Thu. Apr. 11 Buffalo 3 (Malarchuk) at MONTREAL 4 (ROY)
Sat. Apr. 13 MONTREAL 5 (ROY) at Buffalo 1 (Malarchuk)

Gilchrist
Carbonneau
Ramsey
Ray
Courtneall *
Corson

* Russ Courtneall scored at 5:56 of overtime

PATRICK DIVISION

SERIES "C" (PITTSBURGH won 4-3)

Wed. Apr. 3 NEW JERSEY 3 (TERRERI) at Pittsburgh 1 (Barrasso)
Fri. Apr. 5 New Jersey 4 (Terren) at PITTSBURGH 5 (BARRASSO)
Sun. Apr. 7 PITTSBURGH 4 (BARRASSO) at New Jersey 3 (Terren)
Tue. Apr. 9 Pittsburgh 1 (Barrasso) at NEW JERSEY 4 (TERRERI)
Thu. Apr. 11 NEW JERSEY 4 (TERRERI) at Pittsburgh 2 (Barrasso)
Sat. Apr. 13 PITTSBURGH 4 (PIETRANGELO) at New Jersey 3 (Terren)
Mon. Apr. 15 New Jersey 0 (Terren) at PITTSBURGH 4 (PIETRANGELO)

Stastny
Jagr *
Recchi
Stastny
C. Lemieux
Francis
Hrdina

* Jaromir Jagr scored at 8:52 of overtime

SERIES "D" (WASHINGTON won 4-2)

Wed. Apr. 3 Washington 1 (Beaupre) at NY RANGERS 2 (RICHTER)
Fri. Apr. 5 WASHINGTON 3 (Beaupre) at NY Rangers 0 (Richter)
Sun. Apr. 7 NY RANGERS 6 (RICHTER) at Washington 0 (Beaupre)
Tue. Apr. 9 NY Rangers 2 (Richter) at WASHINGTON 3 (BEAUPRE)
Thu. Apr. 11 WASHINGTON 5 (BEAUPRE) at NY Rangers 4 (Richter)
Sat. Apr. 13 NY Rangers 2 (Richter) at WASHINGTON 4 (BEAUPRE)

Nicholls
Ciccarelli
King
May
Ciccarelli *
Ridley

* Dino Ciccarelli scored at 6:44 of overtime

CAMPBELL CONFERENCE

NORRIS DIVISION

SERIES "E" (MINNESOTA won 4-3)

Thu. Apr. 4 MINNESOTA 4 (CASEY) at Chicago 3 (Belfour)
Sat. Apr. 6 Minnesota 2 (Casey) at CHICAGO 5 (BELFOUR)
Mon. Apr. 8 CHICAGO 6 (BELFOUR) at Minnesota 5 (Hayward)
Wed. Apr. 10 Chicago 1 (Belfour) at MINNESOTA 6 (CASEY)
Fri. Apr. 12 MINNESOTA 6 (CASEY) at Chicago 0 (Belfour)
Sun. Apr. 14 Chicago 1 (Belfour) at MINNESOTA 3 (CASEY)

Propp *
Rychel
Roenicke
Craig
Propp
Bellows

* Brian Propp scored at 4:14 of overtime

SERIES "F" (ST. LOUIS won 4-3)

Thu. Apr. 4 DETROIT 6 (CHEVELDAE) at St. Louis 3 (Riendeau)
Sat. Apr. 6 Detroit 2 (Cheveldae) at ST. LOUIS 4 (RIENDEAU)
Mon. Apr. 8 St. Louis 2 (Riendeau) at DETROIT 5 (CHEVELDAE)
Wed. Apr. 10 St. Louis 3 (Riendeau) at DETROIT 4 (CHEVELDAE)
Fri. Apr. 12 Detroit 1 (Cheveldae) at ST. LOUIS 6 (RIENDEAU)
Sun. Apr. 14 ST. LOUIS 3 (RIENDEAU) at Detroit 0 (Cheveldae)
Tue. Apr. 16 Detroit 2 (Cheveldae) at ST. LOUIS 3 (RIENDEAU)

Fedorov
Hull
Carson
Fedyk
Hull
Thomlinson
Sutter

SMYTHE DIVISION

SERIES "G" (LOS ANGELES won 4-2)

Thu. Apr. 4 VANCOUVER 6 (GAMBLE) at Los Angeles 5 (Hrudey)
Sat. Apr. 6 Vancouver 2 (Gamble) at LOS ANGELES 3 (HRUDEY)
Mon. Apr. 8 Los Angeles 1 (Hrudey) at VANCOUVER 2 (MCLEAN)
Wed. Apr. 10 LOS ANGELES 6 (HRUDEY) at Vancouver 1 (McLean)
Fri. Apr. 12 Vancouver 4 (Gamble) at LOS ANGELES 7 (HRUDEY)
Sun. Apr. 14 LOS ANGELES 4 (HRUDEY) at Vancouver 1 (Gamble)

Ronning
Gretzky *
Ronning **
Gretzky
Jones
Taylor

* Wayne Gretzky scored at 11:08 of overtime

** Cliff Ronning scored at 3:12 of overtime

SERIES "H" (EDMONTON won 4-3)

Thu. Apr. 4 EDMONTON 3 (FUHR) at Calgary 1 (Vernon)
Sat. Apr. 6 Edmonton 1 (Fuhr) at CALGARY 3 (VERNON)
Mon. Apr. 8 Calgary 3 (Vernon) at EDMONTON 4 (FUHR)
Wed. Apr. 10 Calgary 2 (Vernon) at EDMONTON 5 (FUHR)
Fri. Apr. 12 Edmonton 3 (Fuhr) at CALGARY 5 (VERNON)
Sun. Apr. 14 CALGARY 2 (VERNON) at Edmonton 1 (Fuhr)
Tue. Apr. 16 EDMONTON 5 (FUHR) at Calgary 4 (Vernon)

Klima
Gilmour
Murphy
Tikkanen
Nattress
Fleury *
Tikkanen **

* Theo Fleury scored at 4:40 of overtime

** Esa Tikkanen scored at 6:58 of overtime

1991 STANLEY CUP PLAYOFFS

DIVISION FINALS

WALES CONFERENCE

ADAMS DIVISION

SERIES "I" (BOSTON won 4-3)

Wed. Apr. 17 Montreal 1 (Roy) at BOSTON 2 (MOOG)
Fri. Apr. 19 MONTREAL 4 (Roy) at Boston 3 (Moog)
Sun. Apr. 21 BOSTON 3 (MOOG) at Montreal 2 (Roy)
Tue. Apr. 23 Boston 2 (Moog) at MONTREAL 6 (ROY)
Thu. Apr. 25 Montreal 1 (Roy) at BOSTON 4 (MOOG)
Sat. Apr. 27 Boston 2 (Moog) at MONTREAL 3 (ROY)
Mon. Apr. 29 Montreal 1 (Roy) at BOSTON 2 (MOOG)

Neely
Richer *
Hodge
Corson
Ruzicka
Corson **
Neely

* Stephane Richer scored at 0:27 of overtime
** Shayne Corson scored at 17:47 of overtime

PATRICK DIVISION

SERIES "J" (PITTSBURGH WON 4-1)

Wed. Apr. 17 WASHINGTON 4 (BEAUPRE) at Pittsburgh 2 (Pietrangelo)
Fri. Apr. 19 Washington 6 (Liu) at PITTSBURGH 7 (PIETRANGELO)
Sun. Apr. 21 PITTSBURGH 3 (BARRASSO) at Washington 1 (Beaupre)
Tue. Apr. 23 PITTSBURGH 3 (BARRASSO) at Washington 1 (Beaupre)
Thu. Apr. 25 Washington 1 (Beaupre) at PITTSBURGH 4 (BARRASSO)

Iafrate
Stevens *
Stevens
Francis

* Kevin Stevens scored at 8:10 of overtime

CAMPBELL CONFERENCE

NORRIS DIVISION

SERIES "K" (MINNESOTA won 4-2)

Thu. Apr. 18 MINNESOTA 2 (CASEY) at St. Louis 1 (Riendeau)
Sat. Apr. 20 Minnesota 2 (Casey) at ST. LOUIS 5 (RIENDEAU)
Mon. Apr. 22 St. Louis 1 (Riendeau) at MINNESOTA 5 (CASEY)
Wed. Apr. 24 St. Louis 4 (Riendeau) at MINNESOTA 8 (CASEY)
Fri. Apr. 26 Minnesota 2 (Casey) at ST. LOUIS 4 (RIENDEAU)
Sun. Apr. 28 St. Louis 2 (Riendeau) at MINNESOTA 3 (CASEY)

Churla
Oates
Gavin
Propp
Quinn
Smith

SMYTHE DIVISION

SERIES "L" (EDMONTON won 4-2)

Thu. Apr. 18 Edmonton 3 (Ranford) at LOS ANGELES 4 (HRUDEY)
Sat. Apr. 20 EDMONTON 4 (FUHR) at Los Angeles 3 (Hrudey)
Mon. Apr. 22 Los Angeles 3 (Hrudey) at EDMONTON 4 (FUHR)
Wed. Apr. 24 Los Angeles 2 (Hrudey) at EDMONTON 4 (FUHR)
Fri. Apr. 26 Edmonton 2 (Fuhr) at LOS ANGELES 5 (HRUDEY)
Sun. Apr. 28 Los Angeles 3 (Hrudey) at EDMONTON 4 (RANFORD)

Robitaille *
Klima **
Tikkanen ***
Gelinas
Robitaille
MacTavish #

* Luc Robitaille scored at 2:13 of overtime

** Petr Klima scored at 24:48 of overtime

*** Esa Tikkanen scored at 20:48 of overtime

Craig MacTavish scored at 16:57 of overtime

CONFERENCE CHAMPIONSHIPS

WALES CONFERENCE

SERIES "M" (PITTSBURGH won 4-2)

Wed. May 1 Pittsburgh 3 (Barrasso) at BOSTON 6 (MOOG)
Fri. May 3 Pittsburgh 4 (Barrasso) at BOSTON 5 (MOOG)
Sun. May 5 Boston 1 (Moog) at PITTSBURGH 4 (BARRASSO)
Tue. May 7 Boston 1 (Moog) at PITTSBURGH 4 (BARRASSO)
Thu. May 9 PITTSBURGH 7 (BARRASSO) at Boston 2 (Moog)
Sat. May 11 Boston 3 (Moog) at PITTSBURGH 5 (BARRASSO)

Neely
Ruzicka *
Francis
Mullen
Trotter
Recchi

* Vladimir Ruzicka scored at 8:14 of overtime

CAMPBELL CONFERENCE

SERIES "N" (MINNESOTA won 4-1)

Thu. May 2 MINNESOTA 3 (CASEY) at Edmonton 1 (Fuhr)
Sat. May 4 Minnesota 2 (Casey) at EDMONTON 7 (Fuhr)
Mon. May 6 Edmonton 3 (Ranford) at MINNESOTA 7 (CAESY)
Wed. May 8 Edmonton 1 (Fuhr) at MINNESOTA 5 (CASEY)
Fri. May 10 MINNESOTA 3 (CASEY) at Edmonton 2 (Fuhr)

Gagner
Klima
Smith
Modano
Smith

STANLEY CUP CHAMPIONSHIP

SERIES "O" (PITTSBURGH won 4-2)

Wed. May 15 MINNESOTA 5 (CASEY) at Pittsburgh 4 (Barrasso)
Fri. May 17 Minnesota 1 (Casey) at PITTSBURGH 4 (BARRASSO)
Sun. May 19 Pittsburgh 1 (Barrasso) at MINNESOTA 3 (CASEY)
Tue. May 21 PITTSBURGH 5 (BARRASSO) at Minnesota 3 (Casey)
Thu. May 23 Minnesota 4 (Hayward) at PITTSBURGH 6 (PIETRANGELO)
Sat. May 25 PITTSBURGH 8 (BARRASSO) at Minnesota 0 (Casey)

Smith
Stevens
Smith
Trotter
Francis
Samuelsson

PITTSBURGH CAREER PLAYOFF SCORING

NAME	GP	G	A	PTS	PIM	PPG	SHG	GWG	OVT
1. MARIO LEMEIX	34	28	35	63	32	13	3	0	0
2. KEVIN STEVENS	35	20	23	43	69	7	0	4	1
3. MARK RECCHI	24	10	24	34	33	5	0	2	0
4. PAUL COFFEY	23	4	22	26	37	2	0	1	0
5. LARRY MURPHY	23	5	18	23	44	4	0	0	0
6. Rick Kehoe	37	4	17	21	2	2	0	2	1
7. PHIL BOURQUE	35	10	8	18	82	0	0	1	1
8. Jean Pronovost	29	9	9	18	12	2	1	1	0
9. JOE MULLEN	22	8	9	17	4	1	0	1	0
10. RYAN FRANCIS	24	7	10	17	24	0	0	4	0
11. George Ferguson	22	4	11	15	13	0	0	1	1
12. Rod Schutt	22	8	6	14	26	1	0	1	0
13. Randy Carlyle	22	6	8	14	41	0	1	0	0
14. Ron Schock	29	2	12	14	23	0	0	0	0
15. Ron Stackhouse	32	5	8	13	38	2	0	0	0
16. JAROMIR JAGR	24	3	10	13	6	1	0	1	1
17. Gregg Sheppard	17	4	7	11	2	2	0	0	0
18. Pierre Larouche	15	2	9	11	2	0	0	1	0
19. Lowell MacDonald	15	6	4	10	8	2	0	2	0
20. BOB ERREY	35	6	4	10	41	0	1	0	0
21. Dan Quinn	11	6	3	9	10	4	0	1	0
22. Bob Kelly	15	6	3	9	23	1	0	0	0
23. John Cullen	11	3	6	9	28	0	0	0	0
24. Colin Campbell	19	2	7	9	51	0	1	1	0
25. Zarley Zalapski	11	1	8	9	13	1	0	0	0
26. Michel Briere	10	5	3	8	17	1	0	3	1
27. Rob Brown	11	5	3	8	22	1	0	3	0
28. Mike Bullard	9	4	4	8	4	1	0	1	0
29. Syl Apps	19	4	4	8	23	2	0	1	0
30. Randy Cunneynworth	11	3	5	8	26	1	0	1	0
31. Greg Malone	18	3	5	8	32	0	0	1	0
32. TROY LONEY	35	3	5	8	65	0	0	0	0
33. Peter Lee	19	0	8	8	4	0	0	0	0
34. Ken Schinkel	13	6	1	7	4	0	1	0	0
35. Vic Hadfield	10	5	2	7	11	0	1	0	0
36. Mark Johnson	10	4	3	7	6	2	0	1	0
37. BRYAN TROTIER	23	3	4	7	49	0	0	2	0
38. JOCK CALLANDER	10	2	5	7	10	0	0	0	0
39. Paul Gardner	10	2	5	7	10	1	0	0	0
40. Dean Prentice	12	2	5	7	8	1	0	0	0
41. SCOTT YOUNG	17	1	6	7	2	1	0	0	0
42. Gary McAdam	12	3	3	6	9	0	0	0	0
43. Chuck Arnason	9	2	4	6	4	1	0	0	0
44. Orest Kindrachuk	7	4	1	5	7	0	0	1	0
45. ULF SAMUELSSON	20	3	2	5	34	1	0	1	0
46. Ross Lonsberry	17	2	3	5	13	0	0	1	0
47. Tom Bladon	8	0	5	5	2	0	0	0	0
48. Jim Johnson	11	0	5	5	44	0	0	0	0
49. Pat Boutette	5	3	1	4	8	2	0	0	0
50. Nick Harbaruk	14	3	1	4	20	0	0	1	0
51. Mario Faubert	10	2	2	4	6	2	0	0	0
52. Duane Rupp	10	2	2	4	8	0	0	0	0
53. JIRI HRDINA	14	2	2	4	6	0	0	1	0
54. Dave Burrows	20	1	3	4	16	0	0	1	0
55. Keith McCreary	11	0	4	4	6	0	0	0	0
56. Bob Leiter	4	3	0	3	0	1	0	0	0
57. Jim Hamilton	6	3	0	3	0	1	0	0	0
58. Andre St. Laurent	5	2	1	3	8	0	0	0	0
59. Blair Chapman	10	2	1	3	9	0	0	0	0
60. Wally Boyer	10	1	2	3	0	0	0	1	0
61. Dunc McCallum	10	1	2	3	12	0	0	0	0
62. Bob Woytowich	10	1	2	3	2	0	0	0	0
63. PAUL STANTON	22	1	2	3	24	0	0	0	0
64. GORD ROBERTS	24	1	2	3	63	0	0	0	0
65. Greg Hotham	5	0	3	3	6	0	0	0	0
66. Jim Morrison	8	0	3	3	10	0	0	0	0
67. Russ Anderson	10	0	3	3	28	0	0	0	0
68. Bryan Hextall	14	0	3	3	43	0	0	0	0
69. PETER TAGLIANETTI	19	0	3	3	49	0	0	0	0
70. Stan Gilbertson	3	1	1	2	2	0	0	0	0
71. Nick Libett	5	1	1	2	0	1	0	0	0
72. Rick MacLeish	5	1	1	2	0	0	0	0	0
73. Kevin McClelland	5	1	1	2	0	0	0	0	0
74. Bob Stewart	5	1	1	2	2	0	0	0	0
75. Pat Price	10	1	1	2	49	0	0	0	0
76. GRANT JENNINGS	13	1	1	2	16	0	0	0	0
77. Darryl Edestrand	4	0	2	2	0	0	0	0	0
78. Greg Polis	4	0	2	2	0	0	0	0	0
79. Glen Sather	10	0	2	2	17	0	0	0	0
80. GORD DINEEN	11	0	2	2	8	0	0	0	0

PITTSBURGH CAREER PLAYOFF SCORING

NAME	GP	G	A	PTS	PIM	PPG	SHG	GWG	OVT
81. Val Fonteyne	14	0	2	2	2	0	0	0	0
82. TOM BARRASSO	31	0	2	2	10	0	0	0	0
83. JIM PAKK	8	1	0	1	2	0	0	0	0
84. Pete LaFramboise	9	1	0	1	0	0	0	0	0
85. Randy Gilhen	16	1	0	1	14	0	0	0	0
86. Pete Mahovich	2	0	1	1	0	0	0	0	0
87. Don Awrey	3	0	1	1	0	0	0	0	0
88. Wayne Bianchin	3	0	1	1	6	0	0	0	0
89. Jacques Cossette	3	0	1	1	4	0	0	0	0
90. Dave McLwain	3	0	1	1	0	0	0	0	0
91. Ed Van Impe	3	0	1	1	2	0	0	0	0
92. Tim Horton	4	0	1	1	2	0	0	0	0
93. Al McDonough	4	0	1	1	0	0	0	0	0
94. Eddie Shack	4	0	1	1	15	0	0	0	0
95. FRANK PIETRANGELO	5	0	1	1	2	0	0	0	0
96. Gary Rissling	5	0	1	1	4	0	0	0	0
97. Barry Wilkins	6	0	1	1	4	0	0	0	0
98. Marc Chorney	7	0	1	1	2	0	0	0	0
99. Bob Paradise	7	0	1	1	17	0	0	0	0
100. Bob McManama	8	0	1	1	6	0	0	0	0
101. Dennis Owchar	8	0	1	1	6	0	0	0	0
102. Dave Hannan	8	0	1	1	4	0	0	0	0
103. Paul Baxter	10	0	1	1	42	0	0	0	0
104. Tracy Pratt	10	0	1	1	51	0	0	0	0
105. Randy Hillier	17	0	1	1	73	0	0	0	0
106. Steve Dykstra	1	0	0	0	2	0	0	0	0
107. Paul Marshall	1	0	0	0	0	0	0	0	0
108. Steve Gatzos	1	0	0	0	0	0	0	0	0
109. WENDELL YOUNG	1	0	0	0	0	0	0	0	0
110. Richard Zemlak	1	0	0	0	10	0	0	0	0
111. Mike Corrigan	2	0	0	0	0	0	0	0	0
112. Chris Dahlquist	2	0	0	0	0	0	0	0	0
113. Bob Simpson	2	0	0	0	0	0	0	0	0
114. Lex Hudson	2	0	0	0	0	0	0	0	0
115. Larry Bignell	3	0	0	0	2	0	0	0	0
116. Randy Boyd	3	0	0	0	11	0	0	0	0
117. Kim Clackson	3	0	0	0	37	0	0	0	0
118. Al Smith	3	0	0	0	0	0	0	0	0
119. Simon Nolet	3	0	0	0	0	0	0	0	0
120. Michel Plasse	3	0	0	0	0	0	0	0	0
121. Steve Cardwell	4	0	0	0	2	0	0	0	0
122. Kim Davis	4	0	0	0	0	0	0	0	0
123. Pat Graham	4	0	0	0	2	0	0	0	0
124. Jim Rutherford	4	0	0	0	0	0	0	0	0
125. Dale Tallon	4	0	0	0	4	0	0	0	0
126. Michel Dion	5	0	0	0	0	0	0	0	0
127. Pat Hughes	5	0	0	0	21	0	0	0	0
128. Les Binkley	7	0	0	0	0	0	0	0	0
129. Bob Blackburn	7	0	0	0	4	0	0	0	0
130. JAY CAUFIELD	9	0	0	0	28	0	0	0	0
131. Gary Inness	9	0	0	0	2	0	0	0	0
132. Rod Buskas	10	0	0	0	23	0	0	0	0
133. Denis Herron	10	0	0	0	5	0	0	0	0
134. Greg Millen	10	0	0	0	0	0	0	0	0
135. Lew Morrison	13	0	0	0	0	0	0	0	0
136. Bryan Watson	14	0	0	0	38	0	0	0	0
Bench					28				
TOTAL	86	273	453	726	1908	71	8	56	6

PLAYOFF GOALTENDING

NAME	GP	MP	GF	GA	ENG	SO	SAVES	AVG	W-L
WENDELL YOUNG	1	39	1	1	0	0	10	1.54	0-0
Les Binkley	7	428	18	15	0	0	183	2.10	5-2
Gary Inness	9	540	27	24	3	0	271	2.67	5-4
TOM BARRASSO	31	1806	118	91	2	1	578	3.02	19-11
FRANK PIETRANGELO	5	288	19	15	1	1	133	3.13	4-1
Michel Plasse	3	180	3	8	0	1	85	2.67	1-2
Al Smith	3	180	5	10	0	0	79	3.33	1-2
Denis Herron	10	601	26	35	3	0	300	3.49	3-7
Jim Rutherford	4	240	8	14	0	0	131	3.50	0-4
Greg Millen	10	625	35	40	1	0	297	3.84	4-6
Michel Dion	5	310	13	22	0	0	161	4.26	2-3
TOTAL	86	5241	273	285		3	2576	3.26	44-42

KEY: **BOLD FACE** = Players still in the Pittsburgh organization

PENGUIN PLAYOFF RECORDS

PENGUIN PLAYOFF RECORD VS EACH TEAM

OPPONENT	SERIES	W	L	GP	W	L	GF	GA	LAST SERIES
Boston	3	1	2	15	6	9	48	55	1991 SF - Won 4-2
St. Louis	3	1	2	13	6	7	40	45	1981 PR - Lost 3-2
NY Islanders	2	0	2	12	5	7	31	43	1982 PR - Lost 3-2
Toronto	2	0	2	6	2	4	13	21	1977 PR - Lost 2-1
Buffalo	1	1	0	3	2	1	9	9	1979 PR - Won 2-1
Minnesota	1	1	0	6	4	2	28	16	1991 F - Won 4-2
New Jersey	1	1	0	7	4	3	21	21	1991 DSF - Won 4-3
NY Rangers	1	1	0	4	4	0	19	11	1989 DSF - Won 4-0
Oakland	1	1	0	4	4	0	13	6	1970 QF - Won 4-0
Washington	1	1	0	5	4	1	19	13	1991 DF - Won 4-1
Chicago	1	0	1	4	0	4	8	14	1972 SF - Lost 4-0
Philadelphia	1	0	1	7	3	4	24	31	1989 DF - Lost 4-3
TOTAL	18	8	10	86	44	42	273	285	

PLAYOFF RECORDS - ALL-TIME

Years in the Playoffs:	11
Most Consecutive Years in the Playoffs:	4 (1979 to 1982)
Most Consecutive Wins:	5 April 8 to April 17, 1975 5 April 5 to April 17, 1989
Most Consecutive Losses:	6 April 28, 1970 to April 9, 1972

	Series Played	W-L
Record in Stanley Cup Finals	1	1-0
Record in Semi-Finals/Conference Finals	2	1-1
Record in Quarter-Finals/Division Finals	6	2-4
Record in Preliminary Round/Division Semi-Finals	9	4-5
Record in 2-Game Series	1	1-0
Record in 3-Game Series	3	1-2
Record in 4-Game Series	4	2-2
Record in 5-Game Series	4	1-3
Record in 6-Game Series	3	2-1
Record in 7-Game Series	3	1-2

COACHES PLAYOFF RECORDS

COACHES	SERIES	W-L	GAMES	W-L
Bob Johnson	4	4-0	24	16-8
Gene Ubriaco	2	1-1	11	7-4
Red Kelly	3	1-2	14	6-8
Marc Boileau	2	1-1	9	5-4
Eddie Johnston	2	0-2	10	4-6
Johnny Wilson	3	1-2	12	4-8
Ken Schinkel	2	0-2	6	2-4
TOTAL	18	8-10	86	44-42

PITTSBURGH PENGUINS STANLEY CUP CHAMPIONSHIP TEAM

1991

Edward J. DeBartolo, Owner; Marie Denise DeBartolo York, President, Paul Martha, Vice President; Craig Patrick, General Manager; Scott Bowman, Director of Player Development and Recruitment; Bob Johnson, Head Coach; Rick Kehoe, Rick Paterson, Barry Smith, Assistant Coaches; Gilles Meloche, Greg Malone, Scouts; Charles Thayer, Trainer; Steve Latin, Equipment Manager; John Welday, Strength and Conditioning Coach; Mario Lemieux, Captain; Paul Coffey, Randy Hillier, Bob Errey, Alternate Captains; Tom Barrasso, Phil Bourque, Jay Caufield, Ron Francis, Randy Gilhen, Jiri Hrdina, Jaromir Jagr, Grant Jennings, Troy Loney, Joe Mullen, Larry Murphy, Jim Paek, Frank Pietrangelo, Barry Pederson, Mark Recchi, Gord Roberts, Ulf Samuelsson, Paul Stanton, Kevin Stevens, Peter Taglianetti, Bryan Trottier, Scott Young, Wendell Young

PENGUIN PLAYOFF RECORDS

PLAYOFF RECORDS - SERIES

MOST GOALS, BOTH TEAMS:

2-Game Series	15 (1975) Pittsburgh 9, St. Louis 6
3-Game Series	23 (1977) Toronto 13, Pittsburgh 10
4-Game Series	30 (1989) Pittsburgh 19, NY Rangers 11
5-Game Series	41 (1981) Pittsburgh 21, St. Louis 20
6-Game Series	45 (1991) Pittsburgh 27, Boston 18
7-Game Series	45 (1989) Philadelphia 31, Pittsburgh 24

MOST GOALS, PITTSBURGH:

2-Game Series	9 (1975) vs St. Louis
3-Game Series	10 (1977) vs Toronto
4-Game Series	19 (1989) vs NY Rangers
5-Game Series	21 (1981) vs St. Louis
6-Game Series	28 (1991) vs Minnesota
7-Game Series	24 (1989) vs Philadelphia

MOST GOALS, OPPONENTS:

2-Game Series	6 (1975) by St. Louis
3-Game Series	13 (1977) by Toronto
4-Game Series	16 (1979) by Boston
5-Game Series	22 (1982) by NY Islanders
6-Game Series	19 (1970) by St. Louis
7-Game Series	31 (1989) by Philadelphia

FEWEST GOALS, BOTH TEAMS:

2-Game Series	15 (1975) Pittsburgh 9, St. Louis 6
3-Game Series	11 (1976) Toronto 8, Pittsburgh 3
4-Game Series	19 (1970) Pittsburgh 13, Oakland 6
5-Game Series	32 (1991) Pittsburgh 19, Washington 13
6-Game Series	29 (1970) St. Louis 19, Pittsburgh 10
7-Game Series	39 (1975) NY Islanders 21, Pittsburgh 18

FEWEST GOALS, PITTSBURGH:

2-Game Series	9 (1975) vs St. Louis
3-Game Series	3 (1976) vs Toronto
4-Game Series	7 (1979) vs Boston
5-Game Series	13 (1982) vs NY Islanders
6-Game Series	10 (1970) vs St. Louis
7-Game Series	18 (1975) vs NY Islanders

FEWEST GOALS, OPPONENTS:

2-Game Series	6 (1975) by St. Louis
3-Game Series	8 (1976) by Toronto
4-Game Series	6 (1970) by Oakland
5-Game Series	13 (1991) by Washington
6-Game Series	16 (1991) by Minnesota
7-Game Series	21 (1975) by NY Islanders 21 (1991) by New Jersey

MOST SHOTS, PITTSBURGH:

2-Game Series	55 (1975) vs St. Louis
3-Game Series	111 (1976) vs Toronto
4-Game Series	136 (1989) vs NY Rangers
5-Game Series	172 (1981) vs St. Louis
6-Game Series	200 (1991) vs Boston
7-Game Series	241 (1975) vs NY Islanders

MOST SHOTS, OPPONENTS:

2-Game Series	64 (1975) by St. Louis
3-Game Series	116 (1977) by Toronto
4-Game Series	158 (1989) by NY Rangers
5-Game Series	183 (1982) by NY Islanders
6-Game Series	185 (1970) by St. Louis
7-Game Series	242 (1989) by Philadelphia

PENGUIN PLAYOFF RECORDS

Fewest Shots, Pittsburgh:

2-Game Series	55 (1975) vs St. Louis
3-Game Series	77 (1979) vs Buffalo
4-Game Series	122 (1972) vs Chicago
5-Game Series	117 (1980) vs Boston
6-Game Series	170 (1970) vs St. Louis
7-Game Series	207 (1989) vs Philadelphia

Fewest Shots, Opponent:

2-Game Series	64 (1975) by St. Louis
3-Game Series	93 (1976) by Toronto
4-Game Series	113 (1970) by Oakland
5-Game Series	159 (1980) by Boston
6-Game Series	175 (1991) by Boston
7-Game Series	227 (1991) by New Jersey

Most Power Play Goals:

For:	10 (1989) vs Philadelphia
Against:	9 (1989) by Philadelphia
Both Teams:	19 (1989) Pittsburgh 10, Philadelphia 9

Most Power Play Chances:

For:	42 (1989) vs Philadelphia
Against:	40 (1989) by Philadelphia
Both Teams:	82 (1989) Pittsburgh 42, Philadelphia 40

Most Penalties:

Both Teams:	180 (1989) Pittsburgh 85, Philadelphia 95
Pittsburgh:	85 (1989) vs Philadelphia
Opponent:	95 (1989) by Philadelphia

Fewest Penalties:

Both Team:	24 (1975) Pittsburgh 9, St. Louis 15
Pittsburgh:	9 (1975) vs St. Louis
Opponent:	15 (1975) by St. Louis

Most Penalty Minutes:

Both Teams:	512 (1989) Pittsburgh 242, Philadelphia 270
Pittsburgh:	242 (1989) vs Philadelphia
Opponent:	270 (1989) by Philadelphia

Fewest Penalty Minutes:

Both Teams:	61 (1976) Pittsburgh 25, Toronto 36
Pittsburgh:	18 (1975) vs St. Louis
Opponent:	36 (1976) by Toronto

PLAYOFF RECORDS - GAME

Most Goals:

Both Teams, Home:	17 (Apr. 25, 1989) 10-7 win vs Philadelphia
Both Teams, Road:	10 (Apr. 17, 1975) 6-4 win at NY Islanders
	10 (Apr. 7, 1977) 6-4 win at Toronto
	10 (Apr. 9, 1981) 6-4 win at St. Louis
Pittsburgh, Home:	10 (Apr. 25, 1989) 10-7 win vs Philadelphia
Pittsburgh, Road:	8 (May 25 1991) 8-0 win at Minnesota
Opponent, Home:	8 (Apr. 13, 1980) 8-3 loss vs Boston
Opponent, Road:	8 (Apr. 7, 1982) 8-1 loss vs NY Islanders

Fewest Goals:

Both Teams, Home:	1 (Apr. 1, 1975) 1-0 loss vs NY Islanders
Both Teams, Road:	4 (Apr. 19, 1970) 3-1 loss at St. Louis
	4 (Apr. 5, 1972) 3-1 loss at Chicago
	4 (Apr. 20, 1975) 3-1 loss at NYI
	4 (Apr. 9, 1976) 4-0 loss at Toronto
	4 (Apr. 21, 1991) 3-1 win at Washington
	4 (Apr. 23, 1991) 3-1 win at Washington
	4 (May 19, 1991) 3-1 loss at Minnesota
Pittsburgh, Home:	0 (Apr. 8, 1972) 2-0 loss vs Chicago
	0 (Apr. 26, 1975) 1-0 loss vs NYI
Pittsburgh, Road:	0 (Apr. 28, 1970) 5-0 loss at St. Louis
	0 (Apr. 9, 1976) 4-0 loss at Toronto
Opponent, Home:	0 (Apr. 8, 1976) 2-0 win vs Toronto
	0 (Apr. 15, 1991) 4-0 win vs New Jersey
Opponent, Road:	0 (May 25, 1991) 8-0 win at Minnesota

PENGUIN PLAYOFF RECORDS

Largest Margin of Victory:

Home: 4 (4-0 vs New Jersey, April 15, 1991)
 Road: 8 (8-0 at Minnesota, May 25, 1991)

Largest Margin of Defeat:

Home: 5 (8-3 vs Boston, April 13, 1980)
 Road: 7 (8-1 at NY Islanders, April 7, 1982)

Most Power Play Goals:

For: 3 (4x - last time - May 25, 1991 at Minnesota)
 Against: 3 (4x - last time - May 3, 1991 at Boston)
 Both Teams: 5 April 19, 1991, Pittsburgh 2, Washington 3

Most Power Play Chances:

For: 8 (6x - last time - May 17, 1991 vs Minnesota)
 Against: 9 (4x - last time - May 17, 1991 vs Minnesota)
 Both Teams: 17 May 17, 1991, Pittsburgh 8, Minnesota 9

Most Shorthanded Goals:

For: 1 (8x - last time - May 25, 1991 at Minnesota)
 Against: 2 April 13, 1980 vs Boston
 2 May 23, 1991 vs Minnesota

Most Shots:

Pittsburgh: 49 (April 26, 1970) vs St. Louis
 Pittsburgh (OT Game): 51 (April 14, 1981) at St. Louis
 Opponent: 49 (April 9, 1989) at NY Rangers
 Opponent (OT Game): 52 (April 14, 1981) at St. Louis

Most Saves:

Pittsburgh: 46 (April 9, 1989) at NY Rangers
 Pittsburgh (OT Game): 48 (April 14, 1981) at St. Louis
 Opponent: 49 (April 26, 1970) by St. Louis

Fewest Shots:

Pittsburgh: 17 (April 10, 1980) at Boston
 Opponent: 16 (April 23, 1970) by St. Louis

Fewest Saves:

Pittsburgh: 14 (April 23, 1970) vs St. Louis
 Opponent: 16 (April 10, 1980) at Boston
 16 (April 23, 1991) at Washington

Most Penalties:

Both Teams, Home: 48 (Apr. 6, 1989) Pittsburgh 25, NY Rangers 23
 Both Teams, Road: 34 (Apr. 8, 1989) Pittsburgh 19, NY Rangers 15
 Pittsburgh: 25 (Apr. 6, 1989) vs NY Rangers
 Opponent: 23 (Apr. 6, 1989) by NY Rangers

Fewest Penalties:

Both Teams, Home: 8 (Apr. 26, 1970) Pittsburgh 4, St. Louis 4
 8 (Apr. 5, 1977) Pittsburgh 3, Toronto 5
 Both Teams, Road: 7 (Apr. 17, 1975) Pittsburgh 4, NYI 3
 7 (Apr. 9, 1976) Pittsburgh 3, Toronto 4
 Pittsburgh: 3 (Three times - last time - Apr. 22, 1979)
 Opponent: 3 (Four times - last time - Apr. 21, 1979)

Most Penalty Minutes:

Both Teams, Home: 125 (Apr. 25, 1989) Pittsburgh 46, Phil. 79
 Both Teams, Road: 149 (Apr. 19, 1970) Pittsburgh 83, St. Louis 66
 Pittsburgh: 83 (Apr. 19, 1970) at St. Louis
 Opponent: 79 (Apr. 25, 1989) by Philadelphia

Fewest Penalty Minutes:

Both Teams, Home: 17 (Apr. 9, 1976) Pittsburgh 6, Toronto 11
 Both Teams, Road: 14 (Apr. 17, 1975) Pittsburgh 8, NYI 6
 Pittsburgh: 6 (Apr. 9, 1976) at Toronto
 Opponent: 6 (Apr. 17, 1975) by NY Islanders

PENGUIN PLAYOFF RECORDS

PLAYOFF RECORDS - PERIOD

Most Goals:	
Both Teams, Home:	7 (Apr. 6, 1989) Pittsburgh 5, NY Rangers 2 7 (Apr. 25, 1989) Pittsburgh 6, Phil. 1
Both Teams, Road:	6 (Apr. 17, 1975) Pittsburgh 3, NYI 3
Pittsburgh, Home:	6 (Apr. 25, 1989) vs Philadelphia
Pittsburgh, Road:	4 (Apr. 9, 1981) at St. Louis
Opponent, Home:	5 (Apr. 13, 1980) by Boston
Opponent, Road:	4 (Apr. 8, 1982) by NY Islanders
Most Shots:	
Pittsburgh:	21 (April 15, 1975) vs NY Islanders
Opponent:	22 (April 10, 1980) at Boston
Most Saves:	
Pittsburgh:	19 (Three times - last time - April 9, 1989)
Opponent:	21 (April 15, 1975) by NY Islanders
Fewest Shots:	
Pittsburgh:	3 (Six times - last time - April 21, 1991)
Opponent:	3 (April 22, 1975) by NY Islanders
Fewest Saves:	
Pittsburgh:	3 (April 22, 1975) vs NY Islanders 3 (May 3, 1991) vs Boston
Opponent:	2 (Two times - last time - April 14, 1979)
Most Penalties:	
Both Teams, Home:	24 (Apr. 6, 1989) vs NY Rangers
Both Teams, Road:	18 (Apr. 8, 1989) at NY Rangers
Pittsburgh:	12 (Apr. 6, 1989) vs NY Rangers
Opponent:	13 (Apr. 25, 1989) by Philadelphia
Most Penalty Minutes:	
Both Teams, Home:	84 (Apr. 25, 1989) Pittsburgh 33, Phil. 51
Both Teams, Road:	80 (Apr. 19, 1970) Pittsburgh 40, St. Louis 40
Pittsburgh, Home:	35 (May 17, 1991) vs Minnesota
Pittsburgh, Road:	40 (Apr. 19, 1970) at St. Louis
Opponent, Home:	51 (Apr. 25, 1989) by Philadelphia
Opponent, Road:	40 (Apr. 19, 1970) by St. Louis 40 (Apr. 8, 1989) by NY Rangers

INDIVIDUAL RECORDS ALL-TIME

Most Games Played:	Most Goals:
37 - Rick Kehoe	28 - Mario Lemieux
35 - Phil Bourque	20 - Kevin Stevens
35 - Bob Errey	10 - Mark Recchi
35 - Troy Loney	10 - Phil Bourque
35 - Kevin Stevens	9 - Jean Pronovost
Most Assists:	Most Points:
35 - Mario Lemieux	63 - Mario Lemieux
24 - Mark Recchi	43 - Kevin Stevens
23 - Kevin Stevens	34 - Mark Recchi
22 - Paul Coffey	26 - Paul Coffey
Most Penalty Minutes:	Most Power Play Goals:
82 - Phil Bourque	13 - Mario Lemieux
73 - Randy Hillier	7 - Kevin Stevens
69 - Kevin Stevens	5 - Mark Recchi
Most Games Played, Goalie:	Most Minutes Played, Goalie:
31 - Tom Barrasso	1806 - Tom Barrasso
Best Goals Against Average:	Most Wins, Goalie:
2.10 - Les Binkley	19 - Tom Barrasso

PENGUIN PLAYOFF RECORDS

ONE PLAYOFF YEAR

Most Goals:

- 17 - Kevin Stevens (1991)
- 16 - Mario Lemieux (1991)
- 12 - Mario Lemieux (1989)
- 10 - Mark Recchi (1991)
- 8 - Joe Mullen (1991)

Most Assists:

- 28 - Mario Lemieux (1991)
- 24 - Mark Recchi (1991)
- 18 - Larry Murphy (1991)
- 16 - Kevin Stevens (1991)
- 13 - Paul Coffey (1989)

Most Power Play Goals:

- 7 - Mario Lemieux (1989)
- 7 - Kevin Stevens (1991)

Most Game-Winning Goals:

- 4 - Kevin Stevens (1991)
- 4 - Ron Francis (1991)

Most Shots on Goal:

- 93 - Mario Lemieux (1991)
- 83 - Kevin Stevens (1991)
- 66 - Larry Murphy (1991)

Longest Goal-Scoring Streaking:

- 7 - Mario Lemieux (8 goals)
(5/3 to 5/17/91)

Longest Point-Scoring Streaking:

- 15 - Mario Lemieux [29 pts.(11+18)]
(4/13 to 5/17/91)
- 14 - Mark Recchi [25 pts.(6+19)]
(4/11 to 5/11/91)
- 10 - Kevin Stevens [18 pts.(10+8)]
(4/17 to 5/9/91)

Most Goals:

Most Assists:

Most Points:

Most Penalty Minutes:

Most Goals:

Most Assists:

Most Points:

Most Shots:

Most Penalties:

Most Penalty Minutes:

Most Saves:

Most Saves (OT Game):

Most Points

- 44 - Mario Lemieux (1991)
- 34 - Mark Recchi (1991)
- 33 - Kevin Stevens (1991)
- 23 - Larry Murphy (1991)
- 19 - Mario Lemieux (1989)

Most Penalty Minutes:

- 66 - Phil Bourque (1989)
- 63 - Gord Roberts (1991)
- 53 - Kevin Stevens (1991)
- 51 - Tracy Pratt (1970)
- 49 - Randy Hillier (1989)

Most Goals, Defensemen:

- 5 - Larry Murphy (1991)

Most Assists, Defensemen:

- 18 - Larry Murphy (1991)

Most Points, Defensemen:

- 23 - Larry Murphy (1991) (5-18)

Most Saves by Goaltender:

- 578 - Tom Barrasso (1991)
- 349 - Tom Barrasso (1989)
- 271 - Gary Inness (1975)

Longest Assist-Scoring Streak:

- 10 - Mario Lemieux (16 assists)
(4/19 to 5/11/91)

ONE PLAYOFF SERIES

- 9 - Mario Lemieux (1989) vs Philadelphia
- 9 - Mark Recchi (1991) vs New Jersey
- 9 - Mario Lemieux (1991) vs Boston
- 9 - Larry Murphy (1991) vs Minnesota
- 15 - Mario Lemieux (1991) vs Boston (6+9)
- 14 - Mario Lemieux (1989) vs Philadelphia (9+5)
- 12 - Mario Lemieux (1991) vs Minnesota (5+7)
- 11 - Mark Recchi (1991) vs New Jersey (2+9)
- 43 - Tracy Pratt (1970) vs St. Louis
- 43 - Randy Hillier (1989) vs NY Rangers

ONE PLAYOFF GAME

- 5 - Mario Lemieux (Apr. 25, 1989) vs Phil. *
- 3 - Ken Schinkel (Apr. 11, 1970) at Oakland
- 4 - Paul Coffey (Apr. 25, 1989) vs Philadelphia
- 4 - Paul Coffey (Apr. 19, 1991) vs Washington
- 4 - Larry Murphy (May. 23, 1991) vs Minnesota
- 8 - Mario Lemieux (Apr. 25, 1989) vs Phil. (5+3) *
- 5 - Kevin Stevens (May 9, 1991) at Boston) (2+3)
- 11 - Paul Coffey (Apr. 19, 1989) vs Philadelphia
- 8 - Kim Clackson (Apr. 13, 1980) at Boston
- 32 - Tracy Pratt (Apr. 19, 1970) at St. Louis
- 46 - Tom Barrasso (Apr. 9, 1989) at NY Rangers
- 48 - Greg Millen (Apr. 14, 1981) at St. Louis

PENGUIN PLAYOFF RECORDS

ONE PLAYOFF PERIOD

Most Goals:	4 - Mario Lemieux (Apr. 25, 1989) vs Phil. *
Most Assists:	3 - Mario Lemieux (Apr. 25, 1989) vs Philadelphia
	3 - Paul Coffey (Apr. 19, 1991) vs Washington
Most Points:	4 - Mario Lemieux (Apr. 25, 1989) vs Phil. (4+0)
	3 - George Ferguson (Apr. 9, 1981) at St. L. (1+2)
	3 - Larry Murphy (May 23, 1991) vs Minn. (0+3)
Most Shots:	7 - Larry Murphy (Apr. 11, 1991) vs New Jersey
Most Penalties:	6 - Kim Clackson (Apr. 13, 1980) at Boston
Most Penalty Minutes:	26 - Kim Clackson (Apr. 13, 1980) at Boston
Most Saves:	19 - Greg Millen (April 10, 1980) at Boston
	19 - Greg Millen (April 8, 1981) at St. Louis
	19 - Tom Barrasso (April 9, 1989) at NY Rangers

OVERTIME GAMES

DATE	PLAYER	TIME	OPPOSITION	GAME NO.	SCORE
		8:14	@ Boston	Game #2	4-5
4/19/91	Kevin Stevens	8:10	vs Washington	Game #2	7-6
4/5/91	Jaromir Jagr	8:52	vs New Jersey	Game #2	5-4
4/21/89	Phil Bourque	12:08	@ Philadelphia	Game #3	4-3
4/13/82	John Tonelli	6:10	@ NY Islanders	Game #5	3-4
4/10/82	Rick Kehoe	4:14	vs NY Islanders	Game #3	2-1
4/10/81	Mike Crombeen	25:16	@ St. Louis	Game #5	3-4
4/14/79	George Ferguson	0:47	@ Buffalo	Game #3	4-3
4/9/72	Pit Martin	0:12	vs Chicago	Game #4	5-6
4/12/70	Michel Briere	8:28	@ Oakland	Game #4	3-2

PLAYOFF FASTEST GOALS

FASTEST GOALS BY ONE PENGUIN PLAYER:

TWO 1:30- April 25, 1989-Mario Lemieux vs Philadelphia.

FASTEST GOALS BY THE PENGUINS:

TWO :07- April 13, 1980-Ron Stackhouse and Rick Kehoe vs Boston.

THREE 1:31- April 6, 1989-Kevin Stevens, Rob Brown and Jock Callander vs NY Rangers.

FOUR 4:52- April 25, 1989-Mario Lemieux (3) and Bob Errey vs Philadelphia.

FASTEST GOALS BY PENGUINS OPPOSITION:

TWO :25- April 24, 1975-Ed Westfall and Garry Howatt (NYI) at NY Islanders (Both goals were empty net goals).

:39- April 20, 1975-Clark Gillies and J. P. Parise (NYI) at NY Islanders.

FASTEST GOALS AT THE START OF A PERIOD:

START OF THE GAME: :15- April 8, 1981-Greg Malone at St. Louis.

PENGUINS :31- April 21, 1970-Jean-Guy Talbot (St. Louis) at St. Louis.

OPPONENTS

FASTEST GOALS AT THE START OF PERIOD OTHER THAN FIRST:

PENGUINS :24- April 15, 1975-Jean Pronovost vs NYI

OPPONENTS :06- April 25, 1989-Pelle Eklund (Philadelphia) vs Pittsburgh #

KEY: # = NHL Playoff Record
* = Ties NHL Playoff Record

ATTENDANCE FIGURES

YEAR	ATTENDANCE	DATES	AVERAGE	SELLOUTS	13,000+
1990-91	637,072	40	15,927	28	40 *
1989-90	640,700 *	40	16,018 *	34 *	40 *
1988-89	629,345	40	15,734	34 *	38
1987-88	606,638	40	15,166	26	36
1986-87	598,614	40	14,965	26	35
1985-86	503,020	40	12,576	13	21
1984-85	400,711	40	10,018	4	9
1983-84	273,550	40	6,839	0	2
1982-83	336,300	40	8,408	1	2
1981-82	451,965	40	11,299	5	11
1980-81	413,407	40	10,335	0	9
1979-80	426,156	40	10,653	2	8
1978-79	457,209	40	11,430	3	14
1977-78	421,933	40	10,548	2	10
1976-77	401,580	40	10,040	1	5
1975-76	458,198	40	11,455	2	9
1974-75	448,977	40	11,224	11	12
1973-74	396,197	39	10,159	4	5
1972-73	436,601	39	11,195	7	7
1971-72	375,711	39	9,634	5	5
1970-71	377,182	39	9,671	3	3
1969-70	265,936	38	6,998	0	0
1968-69	228,285	38	6,008	0	0
1967-68	274,049	37	7,407	0	0
TOTALS (24 SEASONS)	10,459,336	949	11,021	211	321

* Club Record

1991-92 639,736 40 15,993 32 40

RADIO & TELEVISION PLAY BY PLAY ANNOUNCERS

Season	Radio	Station	Television	Station
1967-68	Ed Conway	WTAE	No Games on Television	
1968-69	Ed Conway	WTAE	Ed Conway	WTAE-TV
1969-70	Bill Hamilton	WEPP	No Games on Television	
1970-71	Jim Forney	KDKA	Bill Hamilton	WPGH-TV
1971-72	Jim Forney	KDKA	Sam Nover	WIIC-TV
1972-73	Jim Forney	KDKA	Sam Nover	WIIC-TV
1973-74	Joe Starkey	KDKA	Sam Nover	WIIC-TV
1974-75	Mike Lange	KDKA	Sam Nover	WIIC-TV
1975-76	Gary Morrell	KQV	Sam Nover	WIIC-TV
1976-77	Mike Lange	KDKA	Sam Nover	WIIC-TV
1977-78	Mike Lange	KDKA	Bob Prince	WPGH-TV
1978-79	Mike Lange	KDKA	Jim Forey	WPGH-TV
1979-80	Mike Lange	WWSW	Mike Lange	WPGH-TV
1980-81	Mike Lange	WWSW	Mike Lange	WPGH-TV
1981-82	Mike Lange	KQV	Mike Lange	WPTT-TV
1982-83	Mike Lange	KQV	Mike Lange	WPGH-TV
1983-84	Mike Lange	KQV	Mike Lange	WPGH-TV
1984-85	Mike Lange	KDKA	Mike Lange	WPGH-TV
1985-86	Mike Lange	KDKA	Mike Lange	WPGH-TV
1986-87	Mike Lange	KDKA	Mike Lange	WPGH-TV
1987-88	Mike Lange	KDKA	Mike Lange	WPGH-TV
1988-89	Mike Lange	KDKA	Mike Lange	WPGH-TV
1989-90	Mike Lange	KDKA	Mike Lange	WPGH-TV
1990-91	Mike Lange	KDKA	Mike Lange	KDKA-TV
1991-92	Mike Lange	KDKA	Mike Lange	KDKA-TV

1990-91 NHL Award Winners

STANLEY CUP	PITTSBURGH PENGUINS
PRINCE OF WALES TROPHY	PITTSBURGH PENGUINS
CLARENCE CAMPBELL BOWL	Minnesota North Stars
HART TROPHY	Brett Hull, St. Louis
CALDER TROPHY	Ed Belfour, Chicago
JAMES NORRIS TROPHY	Ray Bourque, Boston
ART ROSS TROPHY	Wayne Gretzky, Los Angeles
LADY BYNG TROPHY	Wayne Gretzky, Los Angeles
WILLIAM JENNINGS TROPHY	Ed Belfour, Chicago
VEZINA TROPHY	Ed Belfour, Chicago
FRANK SELKE TROPHY	Dirk Graham, Chicago
BILL MASTERTON TROPHY	Dave Taylor, Los Angeles
JACK ADAMS TROPHY	Brian Sutter, St. Louis
CONN SMYTHE TROPHY	MARIO LEMIEUX, PITTSBURGH
LESTER B. PEARSON AWARD	Brett Hull, St. Louis

NHL All Stars & Rookie Team

	FIRST TEAM	SECOND TEAM	ROOKIE TEAM
GOALIE	Ed Belfour Chicago	Patrick Roy Montreal	Ed Belfour Chicago
DEFENSE	Ray Bourque Boston	Chris Chelios Chicago	Rob Blake Los Angeles
DEFENSE	Al MacInnis Calgary	Brian Leetch NY Rangers	Eric Weinrich New Jersey
CENTER	Wayne Gretzky Los Angeles	Adam Oates St. Louis	Sergei Federov Detroit
RIGHT WING	Brett Hull St. Louis	Cam Neely Boston	JAROMIR JAGR PITTSBURGH
LEFT WING	Luc Robitaille Los Angeles	KEVIN STEVENS PITTSBURGH	Ken Hodge Boston

PITTSBURGH PENGUINS ALL-TIME AWARD WINNERS

Stanley Cup Champion:	1991	Wales Conference Champion:	1991
Patrick Division Playoff Champion:	1991	Patrick Division Champion:	1990-91
Hart Memorial Trophy: Mario Lemieux	1987-88	Dodge Performer of the Year: Mario Lemieux Mario Lemieux	1987-88 1988-89
Art Ross Trophy: Mario Lemieux Mario Lemieux	1987-88 1988-89	Dodge Performance of the Year: Mario Lemieux	1987-88
Calder Memorial Trophy: Mario Lemieux	1984-85	Dodge Ram Tough Award: Mario Lemieux	1988-89
James Norris Memorial Trophy: Randy Carlyle	1980-81	First Team All-Star Selections: Randy Carlyle Mario Lemieux Mario Lemieux Paul Coffey	1980-81 1987-88 1988-89 1988-89
Lady Byng Memorial Trophy: Rick Kehoe	1980-81	Second Team All-Star Selections: Mario Lemieux Mario Lemieux Paul Coffey Kevin Stevens	1985-86 1986-87 1989-90 1990-91
Bill Masterton Memorial Trophy: Lowell MacDonald	1972-73	Rookie Team Selections: Mario Lemieux Warren Young Zarley Zalapski Jaromir Jagr	1984-85 1984-85 1988-89 1990-91
Lester B. Pearson Award: Mario Lemieux Mario Lemieux	1985-86 1987-88		
Conn Smythe Trophy: Mario Lemieux	1991		

PENGUINS IN THE NHL ALL-STAR GAME

SEASON	TEAM	SITE	PLAYER	G MIN	A	PTS GA
1990-91	Wales	Chicago	Paul Coffey *	0	0	0
	Wales	Chicago	John Cullen	0	1	1
	Wales	Chicago	Mark Recchi	0	0	0
1989-90	Wales	Chicago	Kevin Stevens	1	0	1
	Wales	Pittsburgh	Paul Coffey *	0	2	2
1988-89	Wales	Pittsburgh	Mario Lemieux * (MVP)	4	0	4
	Wales	Edmonton	Rob Brown	0	0	0
	Wales	Edmonton	Paul Coffey *	0	0	0
1987-88	Wales	Edmonton	Mario Lemieux *	0	1	1
	Wales	St. Louis	Paul Coffey *	0	0	0
1986-87	NHL All-Stars	St. Louis	Mario Lemieux * (MVP)	3	3	6
1985-86	Wales	Quebec	Mario Lemieux * (2 games)	0	3	3
1984-85	Wales	Hartford	Mario Lemieux *	0	0	0
1983-84	Wales	Calgary	Mario Lemieux (MVP)	2	1	3
1982-83	Wales	New Jersey	Mike Bullard	0	0	0
1981-82	Wales	Long Island	Rick Kehoe	0	0	0
	Wales	Washington	Randy Carlyle	0	1	1
1980-81	Wales	Washington	Michel Dion	30	0	2
	Wales	Los Angeles	Randy Carlyle	0	0	0
	Wales	Los Angeles	Rick Kehoe	0	1	1
1979-80	Wales	Detroit	Ron Stackhouse	1	0	1
1978-79	NHL All-Stars	New York (MSG)	No Penguin player selected			
1977-78	Wales	Buffalo	Jean Pronovost	0	0	0
1976-77	Wales	Vancouver	Jean Pronovost	0	0	0
	Wales	Philadelphia	Dave Burrows	0	0	0
1975-76	Wales	Philadelphia	Pierre Larouche	0	0	0
	Wales	Philadelphia	Jean Pronovost	0	0	0
	Wales	Philadelphia	Jean Pronovost	0	0	0
1974-75	Wales	Montreal	Syl Apps (MVP)	2	0	2
	Wales	Montreal	Jean Pronovost	0	0	0
1973-74	Western	Chicago	Dave Burrows	0	0	0
	Western	Chicago	Lowell MacDonald	1	1	2
	Western	Chicago	Al McDonough	1	0	1
1972-73	Western	New York (MSG)	Lowell MacDonald	0	1	1
	Western	New York (MSG)	Greg Polis (MVP)	2	0	2
1971-72	Western	Bloomington	Greg Polis	0	0	0
1970-71	Western	Boston	Greg Polis	0	0	0
1969-70	Western	St. Louis	Dean Prentice	1	0	1
	Western	St. Louis	Bob Woytowich	0	1	1
1968-69	Western	Montreal	Ken Schinkel	0	0	0
1967-68	NHL All-Stars	Toronto	Ken Schinkel	0	0	0

* Voted to the starting lineup in fan balloting.
(Fan balloting began in the 1985-86 season.)

CURRENT PENGUINS IN ALL-STAR GAMES

PLAYER	YEARS	SEASONS	CAREER ALL-STAR RECORD			
			GP	G MIN	A GA	PTS
Tom Barrasso	1	1985	1	31	2	
Paul Coffey	9	1982, 1983, 1984, 1985, 1986, 1988, 1989, 1990, 1991	9	0	6	6
Ron Francis	3	1983, 1985, 1990	3	1	2	3
Mario Lemieux	5	1985, 1986, 1988, 1989, 1990	5	9	5	14
Joe Mullen	2	1989, 1990	2	3	2	5
Mark Recchi	1	1991	1	0	0	0
Kevin Stevens	1	1991	1	1	0	1
Bryan Trottier	7	1976, 1978, 1980, 1982, 1983, 1985, 1986	7	1	2	3

PENGUINS ON THE ROAD

BOSTON BRUINS

G.M. Harry Sinden
Coach Rick Bowness
P.R. Heidi Holland
Arena Boston Garden (14,448)
150 Causeway St.
Boston, MA 02114
Phone (617) 227-3209
Hotel Westin Copley
Phone (617) 262-9600

BUFFALO SABRES

G.M. Gerry Meehan
Coach Rick Dudley
P.R. John Gurtler
Arena Memorial Auditorium (16,433)
140 Main St.
Buffalo, NY 14202
Phone (716) 856-7300
Hotel Buffalo Hilton
Phone (716) 845-5100

CALGARY FLAMES

G.M. Doug Risebrough
Coach Doug Risebrough
P.R. Rick Skaggs
Arena Olympic Saddeldome (16,703)
P.O. Box 1540
Station "M"
Calgary, Alta. T2P 3B9
Phone (403) 261-0475
Hotel Skyline Plaza Hotel
Phone (403) 266-7331

CHICAGO BLACKHAWKS

G.M. Mike Keenan
Coach Mike Keenan
P.R. Jim DeMaria
Arena Chicago Stadium (17,317)
1800 W. Madison St.
Chicago, IL 60612
Phone (312) 733-5300
Hotel The Drake
Phone (312) 787-2200

DETROIT RED WINGS

G.M. Bryan Murray
Coach Bryan Murray
P.R. Bill Jamieson
Arena Joe Louis Arena (19,275)
600 Civic Center Dr.
Detroit, MI 48226
Phone (313) 567-7333
Hotel Omni International
Phone (313) 222-7700

EDMONTON OILERS

G.M. Glen Sather
Coach Ted Green
P.R. Bill Tuele
Arena Northlands Coliseum (17,300)
7424 118th Ave.
Edmonton, Alta. T5B 4M9
Phone (403) 474-8561
Hotel Hilton International
Phone (403) 428-7111

HARTFORD WHALERS

G.M. Ed Johnston
Coach Jim Roberts
P.R. John Forslund
Arena Hartford Civic Center (15,552)
One Civic Center Plaza
Hartford, CT 06103
Phone (203) 728-3366
Hotel Sheraton Hartford
Phone (203) 728-5151

LOS ANGELES KINGS

G.M. Rogie Vachon
Coach Tom Webster
P.R. Susan Carpenter
Arena The Great Western Forum (16,005)
3900 W. Manchester Blvd.
Inglewood, CA 90306
Phone (213) 419-3160
Hotel Airport Marriott
Phone (213) 641-5700

MINNESOTA NORTH STARS

G.M. Bob Clarke
Coach Bob Gainey
P.R. Joan St. Peter
Arena Met Sports Center (15,093)
7901 Cedar Ave. South
Bloomington, MN 55420
Phone (612) 853-9333
Hotel Embassy Suites
Phone (612) 854-2101

MONTREAL CANADIENS

G.M. Serge Savard
Coach Pat Burns
P.R. Michele Lapointe
Arena Montreal Forum (16,074)
2313 St. Catherine St. West
Montreal, Que. H3H 1N2
Phone (514) 932-2582
Hotel Sheraton Centre
Phone (514) 878-2000

NEW JERSEY DEVILS

G.M. Lou Lamorello
Coach Tom McVie
P.R. Dave Freed
Arena Byrne Meadowlands Arena (19,040)
P.O. Box 504
East Rutherford, NJ 07073
Phone (201) 935-6050
Hotel Embassy Suite
Phone (201) 864-7300

NEW YORK ISLANDERS

G.M. Bill Torrey
Coach Al Arbour
P.R. Greg Bouris
Arena Nassau Memorial Coliseum (16,297)
Hempstead Turnpike
Uniondale, NY 11553
Phone (516) 794-4100
Hotel Long Island Marriott
Phone (516) 794-3800

PENGUINS ON THE ROAD

NEW YORK RANGERS

G.M. Neil Smith
 Coach Roger Neilson
 P.R. Barry Watkins
 Arena Madison Square Garden (16,651)
 4 Pennsylvania Plaza
 New York, NY 10001
 Phone (212) 563-8036
 Hotel Marriott Marquis
 Phone (212) 398-1900

PHILADELPHIA FLYERS

G.M. Russ Farwell
 Coach Paul Holmgren
 P.R. Rodger Gottlieb
 Arena The Spectrum (17,147)
 Pattison Place
 Philadelphia, PA 19148
 Phone (215) 465-4500
 Hotel Sheraton Society Hill
 Phone (215) 238-6000

QUEBEC NORDIQUES

G.M. Pierre Page
 Coach Dave Chambers
 P.R. Nicole Bouchard/Jean Martineau
 Arena Quebec Coliseum (15,399)
 2205 Ave. du Colisee
 Quebec, Que. G1L 4W7
 Phone (418) 529-8441
 Hotel Hilton International
 Phone (418) 647-2411

SAN JOSE SHARKS

G.M. Jack Ferreira
 Coach George Kingston
 P.R. Tim Bryant
 Arena Cow Palace
 Geneva & Santos
 Daly City, CA 94014
 Phone (408) 999-5702
 Hotel San Francisco Marriott
 Phone (415) 896-1600

ST. LOUIS BLUES

G.M. Ron Caron
 Coach Brian Sutter
 P.R. Susie Mathieu
 Arena The Arena (17,968)
 5700 Oakland Ave.
 St. Louis, MO 63110
 Phone (314) 781-5300
 Hotel Adam's Mark
 Phone (314) 241-7400

NHL TORONTO

V.P., Project Development - Scotty Morrison
 Exec. Dir., Hockey Operations - Jim Gregory
 Director of Officiating - Bryan Lewis
 Asst. Director of Officials - Wally Harris
 Coordinator of Development - Will Norris
 P.R. Gary Meagher
 Stats Benny Ercolani
 75 International Way
 Suite 300
 Rexdale, Ont. M9W 6L9
 Phone (416) 798-0809

TORONTO MAPLE LEAFS

G.M. Cliff Fletcher
 Coach Tom Watt
 P.R. Bob Stellick
 Arena Maple Leaf Gardens (16,182)
 60 Carlton St.
 Toronto, Ont. M5B 1L1
 Phone (416) 977-1641
 Hotel Weston Harbour Castle
 Phone (416) 361-7432

VANCOUVER CANUCKS

G.M. Pat Quinn
 Coach Pat Quinn
 P.R. Steve Tambellini
 Arena Pacific Coliseum (16,123)
 100 N. Renfrew St.
 Vancouver, B.C. V5K 3N7
 Phone (604) 254-5141
 Hotel Pan Pacific Vancouver Hotel
 Phone (604) 662-8111

WASHINGTON CAPITALS

G.M. David Poile
 Coach Terry Murray
 P.R. Lou Corletto
 Arena Capital Centre (18,130)
 Landover, MD 20786
 Phone (301) 350-3400
 Hotel Greenbelt Marriott
 Phone (301) 441-3700

WINNIPEG JETS

G.M. Mike Smith
 Coach John Paddock
 P.R. Mike O'Hearn
 Arena Winnipeg Arena (15,405)
 15-1430 Maroons Road
 Winnipeg, Man. R3G 0L5
 Phone (204) 783-5387
 Hotel Westin
 Phone (204) 957-1350

NHL MONTREAL

President John Ziegler, Jr.
 Exec. V.P. Brian O'Neill
 900 Sun Life Building
 1155 Metcalfe Street
 Montreal, Quebec H3B 2W2
 Phone (514) 871-9220

NHL NEW YORK

V.P. Steve Ryan
 P.R. Michael Berger
 650 Fifth Ave.
 New York, NY 10019
 Phone (212) 398-1100

RADIO/TELEVISION

The 1991-92 season will mark Mike Lange's 17th year in the Pens' broadcast booth as he will again call all the game action. Mike will be joined on all broadcasts by Paul Steigerwald with color commentary, intermission and post-game interviews.

All games will be broadcast on KDKA Radio and the Penguins' Radio Network. In addition, 16 road games will be simulcast on KDKA-TV and the Penguins' Television Network. KBL Sports Network will cablecast the remaining 24 road games, making the third consecutive season that all 40 regular season road games are being broadcast on conventional television or cable.

PENGUINS RADIO NETWORK

KDKA Radio (1020 AM) Pittsburgh
 WBVP Radio (1230 AM) Beaver Falls
 WHJB Radio (620 AM) Greensburg
 WKST Radio (1280 AM) New Castle
 WCCS Radio (1160 AM) Indiana
 WJAC Radio (850 AM) Johnstone
 WESA Radio (98.3 FM) Charleroi
 WANB Radio (103.1 FM) Waynesburg
 WRSC Radio (1390 AM) State College
 WCED Radio (1420 AM) Dubois, PA
 WYWR Radio (1330 AM) Youngstown, OH
 WTCS Radio (1490 AM) Fairmont, WV

PENGUINS TV NETWORK

KDKA-TV (Channel 2) Pittsburgh
 WWCP-TV (Channel 8) Johnston/Altoona

1991-92 PITTSBURGH PENGUINS TELEVISION SCHEDULE

DAY	DATE	OPPONENT	TIME	NETWORK
Friday	October 4	at Buffalo	7:30 PM	KDKA-TV
Thursday	October 10	at Philadelphia	7:30 PM	KBL Sports
Saturday	October 12	at New Jersey	1:30 PM	KBL Sports
Tuesday	October 15	at NY Islanders	7:30 PM	KBL Sports
Saturday	October 26	at Montreal	8:00 PM	KDKA-TV
Friday	November 8	at Winnipeg	8:30 PM	KDKA-TV
Saturday	November 9	at Minnesota	8:00 PM	KDKA-TV
Monday	November 11	at NY Rangers	7:30 PM	KBL Sports
Friday	November 15	at Washington	7:30 PM	KDKA-TV
Monday	November 18	at Quebec	7:30 PM	KBL Sports
Friday	November 29	at Philadelphia	1:00 PM	KBL Sports
Tuesday	December 3	at Edmonton	9:30 PM	KDKA-TV
Thursday	December 5	at San Jose	10:30 PM	KBL Sports
Saturday	December 7	at St. Louis	8:30 PM	KDKA-TV
Friday	December 13	at New Jersey	7:30 PM	KDKA-TV
Thursday	December 19	at Boston	7:30 PM	KBL Sports
Monday	December 23	at NY Islanders	7:30 PM	KBL Sports
Saturday	December 28	at Washington	7:30 PM	KDKA-TV
Sunday	December 29	at NY Rangers	7:30 PM	KBL Sports
Thursday	January 2	at New Jersey	7:30 PM	KBL Sports
Friday	January 10	at Calgary	9:30 PM	KBL Sports
Sunday	January 12	at Vancouver	5:00 PM	KBL Sports
Thursday	January 16	at Detroit	7:30 PM	KBL Sports
Saturday	January 25	at NY Islanders	2:00 PM	KDKA-TV
Sunday	January 26	at Washington	12:00 PM	KBL Sports
Wednesday	February 5	at NY Rangers	7:30 PM	KDKA-TV
Sunday	February 9	at Boston	1:30 PM	KBL Sports
Saturday	February 15	at Minnesota	7:00 PM	KBL Sports
Sunday	February 16	at Philadelphia	7:00 PM	KBL Sports
Saturday	February 22	at Montreal	8:00 PM	KBL Sports
Tuesday	February 25	at Washington	7:30 PM	KBL Sports
Tuesday	March 3	at Calgary	9:30 PM	KBL Sports
Friday	March 6	at San Jose	10:30 PM	KDKA-TV
Saturday	March 7	at Los Angeles	10:30 PM	KDKA-TV
Saturday	March 14	at Toronto	8:00 PM	KDKA-TV
Sunday	March 15	at Chicago	8:30 PM	KBL Sports
Sunday	March 22	at Hartford	7:00 PM	KBL Sports
Tuesday	March 24	at Detroit	7:30 PM	KDKA-TV
Thursday	April 2	at NY Rangers	7:30 PM	KDKA-TV
Sunday	April 5	at New Jersey	5:00 PM	KBL Sports

All start times Eastern Standard Time