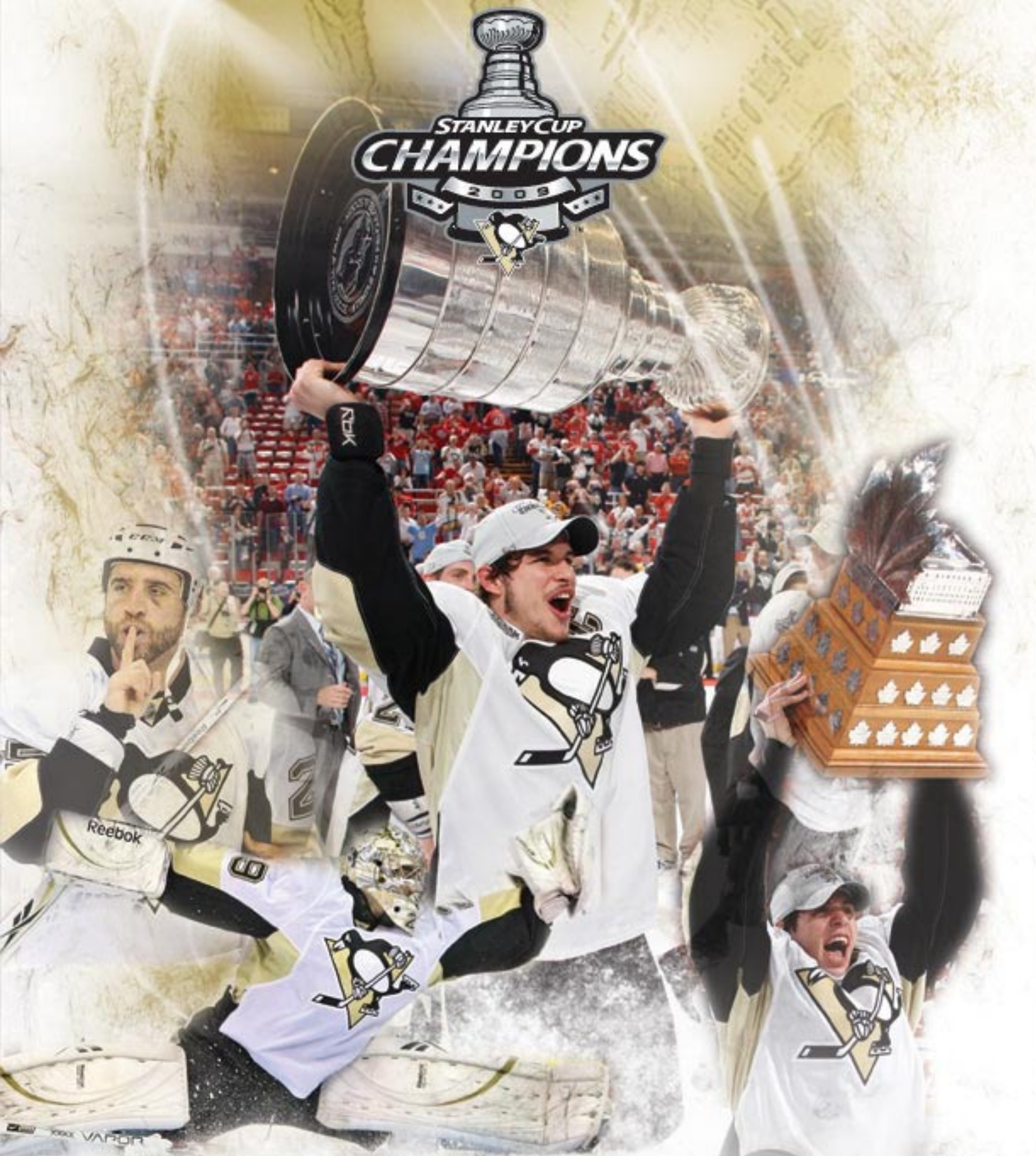


2009 PITTSBURGH PENGUINS 2010



MEDIA GUIDE

A HELPING HAND FOR A MORE TOGETHER YOU.

Doctor appointments...prescriptions...immunizations...it's easy to keep track of your family's health care when you use Highmark's Personal Health Record. It's an online tool you can use to store your medical history in one place. And you can find it online at the same Highmark website you always go to. Personal Health Record. Because having secure health information at your fingertips gives you a greater hand in your health. To find out more, call **888.286.8414** or log on to **highmarkbcbs.com**.



Personal Health Record

HAVE A GREATER HAND IN YOUR HEALTH™

HIGHMARK 

An Independent Licensee of the Blue Cross and Blue Shield Association

TABLE OF CONTENTS

PITTSBURGH PENGUINS

ADMINISTRATIVE OFFICES

One Chatham Center, Suite 400
 Pittsburgh, PA 15219
 Phone: (412) 642-1300
 FAX: (412) 642-1859

HOCKEY OPERATIONS AND MEDIA RELATIONS

Mellon Arena
 66 Mario Lemieux Place
 Pittsburgh, PA 15219
 Media Relations FAX: (412) 642-1322



COVER PHOTOS: Max Talbot – Chaz Palla/
 Tribune-Review; Sidney Crosby – Gregory
 Shamus/Pittsburgh Penguins; Evgeni Malkin
 – Gregory Shamus/Pittsburgh Penguins;
 Marc-Andre Fleury – Getty Images

2008.09 STANLEY CUP CHAMPIONS 6

PHOTO GALLERY7

SEATING CHART 9

MELLON ARENA 10

CONSOL ENERGY CENTER 11

TEAM INFORMATION 13

- Mario Lemieux 14
- Ron Burkle 15
- Ken Sawyer 16
- David Morehouse 16
- Ray Shero 17
- Jason Botterill 17
- Dan Bylsma 18
- Tony Granato 19
- Mike Yeo 19
- Gilles Meloche 19
- Tom Fitzgerald 20
- Dan MacKinnon 20
- Jay Heinbuck 20
- Todd Reirden 21
- John Hynes 21

EQUIPMENT STAFF 22

MEDICAL/TRAINING STAFF 22

HOCKEY SUPPORT STAFF 22

SCOUTING STAFF 23

STAFF DIRECTORY 24

PLAYERS 25

- CRAIG ADAMS • 27 26
- MATT COOKE • 24 28
- SIDNEY CROSBY • 87 30
- PASCAL DUPUIS • 9 32
- MARK EATON • 7 34
- RUSLAN FEDOTENKO • 26 36
- MARC-ANDRE FLEURY • 29 38
- ERIC GODARD • 28 40
- ALEX GOLIGOSKI • 3 42
- SERGEI GONCHAR • 55 44
- BILL GUERIN • 13 46
- BRENT JOHNSON • 1 48
- TYLER KENNEDY • 48 50
- CHRIS KUNITZ • 14 52
- KRIS LETANG • 58 54
- EVGENI MALKIN • 71 56
- JAY MCKEE • 74 58
- BROOKS ORPIK • 44 60
- MIKE RUPP • 17 62
- JORDAN STAAL • 11 64
- MAX TALBOT • 25 66
- PAUL BISSONNETTE 68
- AARON BOOGAARD 69
- WADE BROOKBANK 70
- LANE CAFFARO 71
- LUCA CAPUTI 72
- CHRIS CONNER 73

- JOHN CURRY 74
- JON D'AVERSA 75
- DERYK ENGELLAND 76
- NATE GUENIN 77
- DUSTIN JEFFREY 78
- NICK JOHNSON 79
- CHRIS LEE 80
- MARK LETESTU 81
- BEN LOVEJOY 82
- WYATT SMITH 83
- BRAD THIESSEN 84
- TIM WALLACE 85

IN THE SYSTEM 86

WILKES-BARRE/SCRANTON 98

2009.10 Schedule 98

WHEELING 99

2009.10 Schedule 99

2008.09 SEASON IN REVIEW 101

- NHL STANDINGS 102
- SEASON RECORDS 103
 - Scoring Leaders 103
 - Goals 103
 - Goaltending Leaders 103
 - WIns 103
 - Assists 103
 - Save % 103
 - PP Goals 103
 - Shutouts 103

GAME BY GAME	104	EDMONTON OILERS	144	TEAM OPERATIONS	227
First Half	104	FLORIDA PANTHERS	146	General Managers	227
Second Half	105	LOS ANGELES KINGS	148	Head Coaches	227
Home Games	106	MINNESOTA WILD	150	COACHES YEARLY	228
Road Games	107	MONTREAL CANADIENS	152	CAPTAINS, PRESIDENTS, SCOUTS	233
STATISTICS	108	NASHVILLE PREDATORS	154	ALL TIME LEADERS	234
FAST FACTS	109	NEW JERSEY DEVILS	156	Games Played	234
League Rankings	109	NEW YORK ISLANDERS	158	Goals	234
Record in 10-Game Increments	109	NEW YORK RANGERS	160	Assists	234
TRANSACTIONS	110	OTTAWA SENATORS	162	Points	235
HIGHLIGHTS	111	PHILADELPHIA FLYERS	164	Power-Play Goals	235
SCORING SUMMARY	117	PHOENIX COYOTES	166	Game-Winning Goals	235
TEAM LEADERS	118	SAN JOSE SHARKS	168	ShortHanded Goals	236
Games Played	118	ST. LOUIS BLUES	170	Shots	236
Points	118	TAMPA BAY LIGHTNING	172	Shooting Percentage	236
Goals	118	TORONTO MAPLE LEAFS	174	Overtime Goals	236
Assists	118	VANCOUVER CANUCKS	176	CONSECUTIVE GAMES PLAYED	236
Shots	118	WASHINGTON CAPITALS	178	Power-Play Points/Assists (Season)	237
Shooting Percentage	118	2009-10 ON-ICE OFFICIALS	180	Games By a Goaltender	237
Penalty Minutes	118	Referees	180	Victories	237
Average Ice Time	118	Linesmen	180	Shutouts	237
Game-Winning Goals	118	HISTORY	181	SEASON LEADERS	238
Even-Strength Goals	118	PENGUINS HALL OF FAME	182	Goals	238
Even-Strength Assists	118	Bob Johnson (1992)	182	Assists	238
Even-Strength Points	118	Jean Pronovost (1992)	182	Points	239
Power-Play Goals	118	Rick Kehoe (1992)	182	GW Goals	239
Power-Play Assists	118	Syl Apps (1994)	182	PP Goals	240
Power-Play Points	118	Dave Burrows (1996)	183	SH Goals	240
Shorthanded Goals	118	Elaine Heufelder (1996)	183	Penalty Mins	241
Shorthanded Assists	118	Jack Riley (1999)	183	Shots	241
Shorthanded Points	118	Edward J. DeBartolo (1996)	183	Plus/Minus	242
Faceoff Percentage	118	Mario Lemieux (1999)	183	G.A.A.	242
Faceoffs Taken	118	Joe Mullen (2000)	184	Shutouts	243
Goaltender - Games	118	Mike Lange (2001)	184	Wins	243
Goaltender - Wins	118	Craig Patrick (2001)	184	TEAM RECORDS	244
Goals-Against Average	118	Anthony 'A.T.' Caggiano (2001)	184	Season	244
Save Percentage	118	Les Binkley (2003)	185	Games	246
Minutes Played	118	Vince Lascheid (2003)	185	Period	248
INJURIES	119	Frank Sciuilli (2007)	185	PLAYER RECORDS	249
SUPERLATIVES	120	Ulf Samuelsson (2003)	185	Season	249
Individual Season Highlights	120	Paul Coffey (2007)	185	Month	250
Individual Game Highlights	120	OPENERS	186	Game	250
OPPONENTS	121	Home (21-13-7)	186	Period	250
ANAHEIM DUCKS	122	Road (16-17-8)	186	Goaltenders	251
ATLANTA THRASHERS	124	SEASON RECORDS	187	STREAKS	253
BOSTON BRUINS	126	Overall	187	Overall	253
BUFFALO SABRES	128	Home	188	Home	253
CALGARY FLAMES	130	Road	189	Road	253
CAROLINA HURRICANES	132	FORMER PENGUINS	190	MONTH BY MONTH	255
CHICAGO BLACKHAWKS	134	GOALTENDERS	225	OVERTIME	256
COLORADO AVALANCHE	136	All-Time Statistics	225	All-Time Overtime Record	256
COLUMBUS BLUE JACKETS	138			All-Time Overtime vs. Each Team	257
DALLAS STARS	140			Wins	257
DETROIT RED WINGS	142			Losses	259
				Overtime Scoring	262
				SHOOTOUT	263
				All-Time Record	263
				All-Time vs. Each Team	263
				All-Time Results	264

All-Time Record	265	1989-90	359	TEAM LEADERS	417
Penguins Shooters	265	1990-91	361	Shutouts	417
Penguins Goalies	266	1991-92	363	Hat Tricks	417
Opponent Goalies	266	1992-93	365	Penalty Shots	417
Opponent Shooters	267	1993-94	367	OPPONENT PLAYOFF LEADERS	418
HAT TRICKS	268	1994-95	369	Scoring Leaders	418
Hat Tricks Against	271	1995-96	371	Goaltending Leaders	418
SPECIAL TEAMS	274	1996-97	373	MEDIA INFORMATION	419
Power Play	274	1997-98	375	FSN PITTSBURGH BROADCAST TEAM	421
Penalty Kill	274	1998-99	377	Bob Errey	421
PENALTY SHOTS	275	1999-00	379	Paul Steigerwald	421
Opponent Penalty Shots	276	2000-01	381	PENGUINS RADIO NETWORK	421
SHUTOUTS	278	2001-02	383	Phil Bourque	421
Shutouts Against	280	2002-03	385	Mike Lange	421
FASTEST GOALS	284	2003-04	387	2009.10 CRITICAL DATES	422
Teams	284	2005-06	389	2009.10 HOCKEY OPERATIONS	423
Individuals	285	2006-07	391	2009.10 SCHEDULE	426
DRAFT PICKS ALL-TIME	286	2007-08	393	ATTENDANCE	395
MELLON ARENA RECORDS	293	Regular Season	395	Playoffs	396
Team Records	293	TRAINING CAMP	397	TEAM AWARDS	398
Individual Records	293	PLAYOFF HISTORY	401	THREE TIME STANLEY CUP CHAMPIONS	402
COMEBACKS	294	PLAYOFF GAME-BY-GAME RESULTS	403	PLAYOFF RECORDS	407
HISTORIC DATES	295	All-Time Against Opponents	407	Coaches' Playoff Records	407
UNIFORM HISTORY	305	Records By Game	407	Records By Series	407
UNIFORM NUMBERS	308	Miscellaneous Playoff Records	407	All-Time Playoff Records	408
HONORS/AWARDS	311	All-Time Goaltenders' Playoff Records	408	PLAYER RECORDS	409
ALL-STAR GAME	313	Career	409	Period	409
1967-68	315	Series	409	Year	409
1968-69	317	Game	409	Streaks	409
1969-70	319	OVERTIME GAMES	410	PLAYOFF SCORING	411
1970-71	321	PLAYOFF SCORING	411	TEAM RECORDS	414
1971-72	323	Series	414	Game	415
1972-73	325	Game	415	Period	416
1973-74	327	Fastest Goals	416		
1974-75	329				
1975-76	331				
1976-77	333				
1977-78	335				
1978-79	337				
1979-80	339				
1980-81	341				
1981-82	343				
1982-83	345				
1983-84	347				
1984-85	349				
1985-86	351				
1986-87	353				
1987-88	355				
1988-89	357				

2008.09 STANLEY CUP CHAMPIONS



- The Penguins became the fourth team in NHL history to rebound from a 2-0 deficit in games to win the Stanley Cup. The others include: Toronto Maple Leafs (1942) and Montreal Canadiens (1966 and 1971).
- The Penguins became the first team in the NHL, MLB or NBA to win Game 7 of their respective league championship on the road since the 1979 Pittsburgh Pirates.
- The Penguins clinched all four playoff series with victories on the road, and twice overcame 2-0 deficits in games (against Washington in the second round and Detroit in the Stanley Cup Final).
- The Penguins became the fifth team since the current playoff format was adopted to rebound from a Game 5 loss in the Stanley Cup Final when the series was tied at 2-2 to win the coveted trophy.
- Coach Dan Bylsma joined Al MacNeil (Montreal, 1971) as the only rookie head coaches ever hired mid-season to win the Stanley Cup. Bylsma is just the fourth rookie coach to lead his team to the title and the first AHL head coach hired mid-season to win the Cup.
- Evgeni Malkin became the fifth player since expansion (1968) to sweep the regular season and playoff scoring titles. He joined an elite group that included: Wayne Gretzky, Mario Lemieux, Guy Lafleur and Phil Esposito. The last player to do so was Lemieux during the 1992 playoffs.
- Evgeni Malkin's 36 postseason points (14G-22A) were the highest single playoff total since Wayne Gretzky's 40 points (15G-25A) for Los Angeles during the 1993 postseason.
- Evgeni Malkin is the third-youngest player (22 years, 10 months) to capture the Conn Smythe Trophy as the playoff MVP. Patrick Roy holds the record as a 20-year old goaltender with the Montreal Canadiens at the age of 20. Cam Ward (22 years, three months) led the Hurricanes to their first Stanley Cup title in 2006.
- Sidney Crosby became the youngest captain (21) in NHL history to lead his team to a Stanley Cup Championship.
- Sidney Crosby tied an NHL playoff record in Game 2 of the Eastern Conference Finals with his sixth game-opening goal of the 2009 playoffs. The record was originally set by Bobby Hull of the Chicago Blackhawks in 1962 and tied by Fernando Pisani of the Edmonton Oilers in 2006.
- Captain Sidney Crosby and Evgeni Malkin represent the first pair of teammates to record at least 30-or-more points in the same playoff year since Brian Leetch and Mark Messier of the 1994 New York Rangers.
- Nearly 400,000 fans packed the streets of Pittsburgh during the team's championship parade to show their support for the Penguins' third Stanley Cup victory.

PHOTO GALLERY

ROUND ONE



VS



ROUND TWO



VS



[table of contents](#)

[team information](#)

[players](#)

[2008-09 season](#)

[opponents](#)

[history](#)

[playoff history](#)

[media information](#)

[2009-10 schedule](#)

ROUND THREE




VS



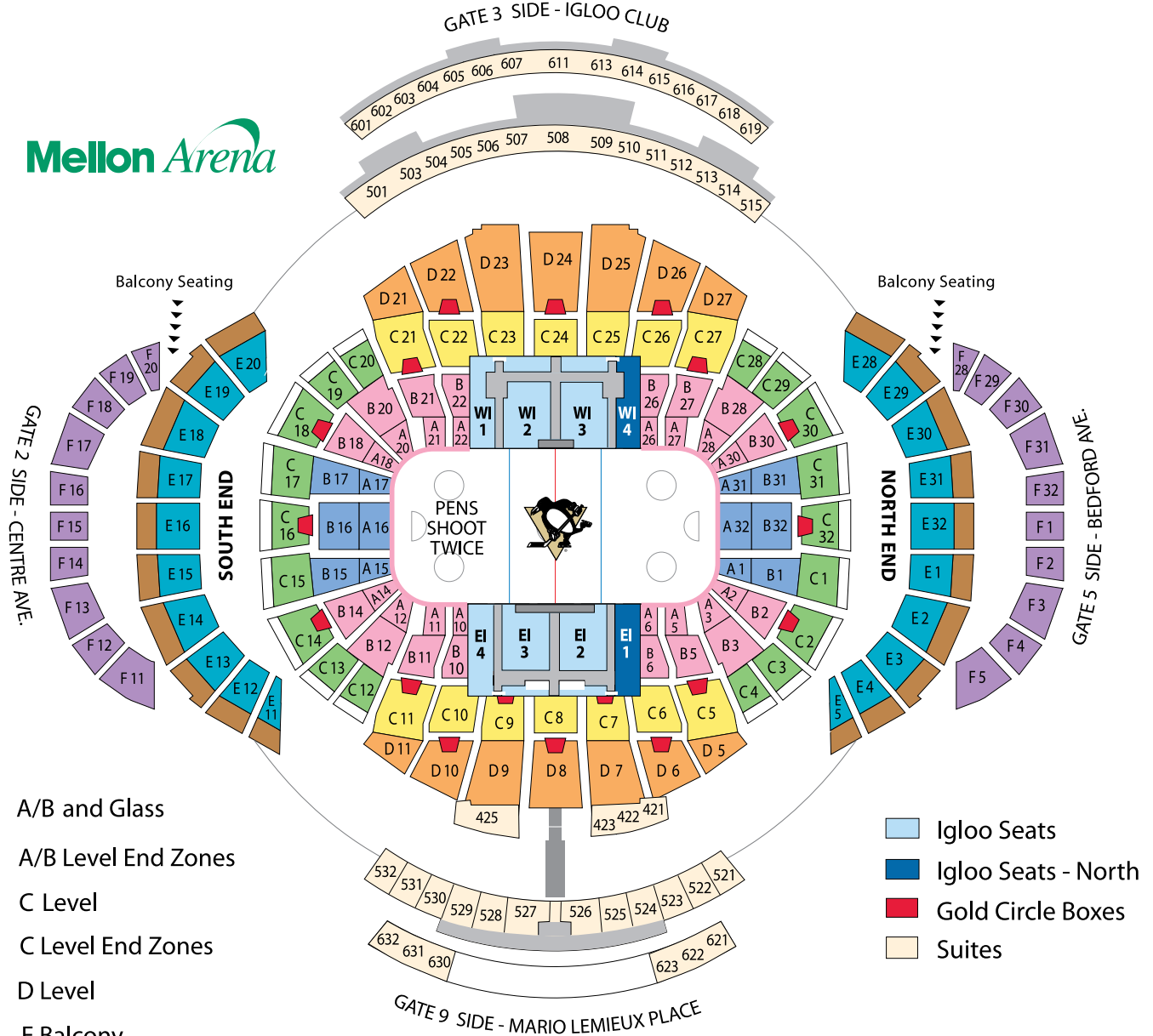
STANLEY CUP FINAL



VS



SEATING CHART



- A/B and Glass
- A/B Level End Zones
- C Level
- C Level End Zones
- D Level
- E Balcony
- Rear E Balcony
- F Balcony

- Igloo Seats
- Igloo Seats - North
- Gold Circle Boxes
- Suites

MELLON ARENA



Since their inception in 1967, the Penguins have played their home games in a building nicknamed “The Igloo” — originally known as the Civic Arena and renamed Mellon Arena after the formation of a long-term partnership with the Bank of New York Mellon (formerly Mellon Bank).

Mellon Arena will host the Penguins for one final season as the team prepares to move into the brand new Consol Energy Center across the street from the current site, scheduled to open at the start of the 2010-11 NHL season.

Mellon Arena, now in its 48th year of operation, is the oldest facility in the National Hockey League. Originally built for the Civic Light Opera in 1961, the arena quickly evolved into a site for sporting events and concerts. It was home to the Pittsburgh Hornets of the American Hockey League, as well as Duquesne University basketball and a series of pro teams ranging from indoor soccer to world team tennis. The Pittsburgh Pipers and Pittsburgh Condors of the old American Basketball Association also called it home in the 1960s and 70s.

Hockey seating capacity originally was only 12,580 when the Penguins were born in 1967, but a series of expansions and

modernization programs over the past three decades have increased the capacity to its current 16,940.

The Penguins are Mellon Arena’s anchor tenant and feature attraction, playing more than 40 home games each season.

During its lifetime, the arena has hosted the Stanley Cup Final four times, the NHL All-Star Game, the NHL Entry Draft, the NCAA men’s and women’s basketball tournaments, the Harlem Globetrotters, professional wrestling, ice skating and gymnastics competitions and popular acts as far back as Elvis Presley and Frank Sinatra.

Featuring a retractable stainless steel roof, the arena was financed by a combination of public and private funds, including outright grants from the City of Pittsburgh, Allegheny County and Edgar Kaufmann. The Regional Asset District (RAD) also has provided funding. The Sports & Exhibition Authority oversees Mellon Arena on behalf of the City and County.

CONSOL ENERGY CENTER



The brand new Consol Energy Center is slated to open for the 2010-11 NHL season.

On December 15, 2008, CONSOL Energy Inc. and the Pittsburgh Penguins announced a 21-year deal for naming rights to the new Pittsburgh multi-purpose arena.

Consol Energy Center will be home to the Pittsburgh Penguins and is scheduled to open for the 2010-11 National Hockey League season. The facility will also serve as a centerpiece for year-round entertainment in the region, including world-class concerts, family shows and a wide variety of other events.

In addition to keeping the Penguins in Pittsburgh, the new facility will also be an economic generator for the region. Consol Energy Center has already created construction jobs and the new, state-of-the-art facility is expected to attract more shows and events because of improved performance space, seating and technology. Consol Energy Center will seat 18,087 fans for hockey games, approximately 1,100 more than Mellon Arena. The development will also include a 500-car parking garage, surface parking lot and event staging area.

On August 14, 2008 a ceremonial groundbreaking took place at the future site of "center ice" of the Consol Energy Center. Nearly a year later, on August 13, 2009 the ceremonial "topping off" took place in which the final structural steel beam was secured into place.

CONSOL ENERGY CENTER / MELLON ARENA COMPARISON

	Consol Energy Center	Mellon Arena
Capacity	Hockey: 18,087	Hockey: 16,940
	Basketball: 19,000	Basketball: 17,537
	End Stage: 14,536	End Stage: 12,800
	Center Stage: 19,758	Center Stage: 18,039
Square Footage	720,000	420,000
Suites	62 Suites + 4 Party Suites	52 Suites
Loge Boxes	32	0
Club Seats	2,000	1,696

CONSOL ENERGY CENTER FAST FACTS

Groundbreaking	August 14, 2008
Opening	Fall 2010
Location	Downtown Pittsburgh, PA, bounded by 5th Ave, Centre Ave. & Washington Place
Owner	Sports & Exhibition Authority of Pittsburgh and Allegheny County
Financial Assistance	Commonwealth of Pennsylvania
Developer	Pittsburgh Arena Development, LP
Operator	Pittsburgh Arena Operating LP/SMG
Primary Tenants	Pittsburgh Penguins
Functions	NHL Hockey, basketball, arena football, circus, indoor soccer, concerts, tennis, volleyball, stage shows, exhibitions
Site Acreage	Approximately 8 Acres
Number of Levels	6



CONSOL ENERGY CENTER

[table of contents](#)
[team information](#)
[players](#)
[2008-09 season](#)
[opponents](#)
[history](#)
[playoff history](#)
[media information](#)
[2009-10 schedule](#)



TEAM INFORMATION



[table of contents](#)

[team information](#)

[players](#)

[2008-09 season](#)

[opponents](#)

[history](#)

[playoff history](#)

[media information](#)

[2009-10 schedule](#)

MARIO LEMIEUX

CO-OWNER/CHAIRMAN



Mario Lemieux achieved yet another first in his Hall of Fame career in 2009 when he became the first person to win a Stanley Cup as both an owner and a player.

The Penguins' Cup championship fulfilled a dream Lemieux began in September, 1999, when he led a group of investors that bought the franchise out of bankruptcy. As team captain, Lemieux won Stanley Cups as a player with the Penguins in 1991 and 1992.

Even before defeating Detroit in the 2009 Cup Final, Lemieux and co-owner Ron Burkle had established themselves as one of the premier ownership groups in the NHL, winning praise for off-ice business accomplishments in addition to creating a positive, player-friendly atmosphere on the hockey side. The Penguins have sold out a team-record 118 straight games, sold out every suite at Mellon Arena for two straight seasons and established records for local television ratings, merchandise sales and website hits.

The Penguins also were named the fastest-growing brand in the NHL by Forbes magazine, and the team ranked No. 3 in fan relations in all of professional sports in a survey conducted by *ESPN The Magazine*.

The new Consol Energy Center, currently under construction across the street from Mellon Arena, is another gleaming achievement of the Lemieux-Burkle era. After a lengthy quest for a new building that would ensure the team's long-term future in Pittsburgh, the owners reached agreement on a new arena deal with Pennsylvania Governor Ed Rendell, Allegheny County Executive Dan Onorato and Pittsburgh Mayor Luke Ravenstahl in March, 2007.

Lemieux was one of the greatest players in NHL history from 1984-97 and 2000-06, winning six league scoring titles, three MVP trophies and two Conn Smythe Trophies as playoff MVP in addition to two Stanley Cups.

An immaculately gifted 6-4 centerman, he dominated play for parts of three decades despite a series of medical setbacks, including multiple back surgeries and a battle with Hodgkin's disease. He retired in 2006 as the No. 7 all-time scorer in NHL history with 1,723 points. He also ranked eighth all-time in goals (690) and 10th in assists (1,033).

In addition to his legendary hockey accomplishments, he continues to oversee the Mario Lemieux Foundation for cancer research and neo-natal research and hosts its celebrity golf tournament, which has raised more than \$8 million for charity. More information is available at mariolemieux.org. Mario, his wife Nathalie and their four children live in Sewickley.



Prior to the Penguins game against the Buffalo Sabres on March 13, 2007 Mario Lemieux addressed the fans at Mellon Arena and announced that a deal had been struck for the construction of a new arena, thus keeping the Penguins in Pittsburgh for the next 30 years.

RON BURKLE

CO-OWNER



Ron Burkle has now added a Stanley Cup to his tremendous list of accomplishments in the business world.

Burkle, widely recognized as one of the preeminent investors in retail, manufacturing and distribution industries, is in his 11th season as co-owner of the Penguins. He teamed with Mario Lemieux to buy the team out of bankruptcy in September, 1999, and together they have developed one of the outstanding ownership groups in all of professional sports.


Burkle was a key figure in negotiations for a new multi-purpose arena for Pittsburgh, and the Consol Energy Center is expected to generate economic development and benefit the entire Pittsburgh region when it opens for the 2010-11 NHL season.

Under the leadership of Lemieux and Burkle, the Penguins have sold out every game for two-plus seasons and established new standards for television ratings, merchandise sales and website hits while winning acclaim as the fastest growing brand in the NHL (*Forbes Magazine*). By spending to the limit of the salary cap in 2008-09, the Penguins were able to develop a team that reached the Stanley Cup Final for the second straight season and brought home the third Cup in franchise history.

Ron enjoyed sharing the Stanley Cup experience, including the victory parade through the streets of Pittsburgh, with his son, Andrew.

Burkle founded The Yucaipa Companies in 1986 and has served as Chairman of the Board and controlling shareholder of numerous companies, including Alliance Entertainment, Golden State Foods, Dominick's, Fred Meyer, Ralphs and Food4Less. He is currently a member of the board of Occidental Petroleum Corporation, KB Home and Yahoo!

Ron is co-chairman of the Burkle Center for International Relations at UCLA and is broadly involved in the community. He is a trustee of the Carter Center, the National Urban League, Frank Lloyd Wright Conservancy and AIDS Project Los Angeles. He has received numerous awards, including the AFL-CIO's Murray Green Meany Kirkland Community Service Award, the Los Angeles County Federation Man of the Year and the Los Angeles County Boy Scouts Jimmy Stewart Person of the Year award.



Ron Burkle, Sidney Crosby and Mario Lemieux pose with the Stanley Cup in the Penguins locker room following the team's Game 7 victory in Detroit.

KEN SAWYER

CHIEF EXECUTIVE OFFICER

Ken Sawyer is in his 11th season as a senior executive with the Penguins, including his fifth season as CEO. In his current role, he is in charge of all of the Penguins' operations, including the construction of the new Consol Energy Center.

Sawyer has overseen the development of the new arena and its financing, culminating with the announcement by state and local officials of an arena funding plan in March, 2007 – which ensured the Penguins' long-term future in Pittsburgh. The Consol Energy Center will open for the start of the 2010-11 NHL season.

Sawyer also helped reshape the Penguins' fortunes on the ice when he hired Ray Shero as executive vice president and general manager in May, 2006.

Sawyer represents the Penguins in all league matters and is a member of the NHL's Board of Governors.

He joined the Penguins in 1999 as Executive Vice President and Chief Financial Officer, and has been a key advisor to Mario Lemieux throughout his tenure. He steered the Penguins through a vast rebuilding program, the NHL lockout and the quest for a new arena, and his efforts culminated in a Stanley Cup championship in 2009.

Sawyer's career spans 38 years – including 14 as the Chief Financial Officer of the National Hockey League and the past 10 as an executive of the Penguins. He served as team president from 2003 until January of 2006, when he was named CEO.

Sawyer is a graduate of McGill University in his native Montreal. He and his wife, Shirley, reside in Pittsburgh. They have two sons and three grandchildren



DAVID MOREHOUSE

PRESIDENT


Pittsburgh native David Morehouse is in his third season as president of the Penguins. He oversees tickets sales, marketing, corporate sales, communications and brand development for the Stanley Cup champions, as well as representing the team in corporate relations, governmental affairs and future redevelopment of the Mellon Arena site.

Morehouse implemented the brand strategy that saw the Penguins named the "fastest growing brand in the NHL" by *Forbes Magazine*. The team has set records for consecutive sellouts (118), suite sales, local television ratings and website traffic while displaying a strong commitment to community outreach.

Morehouse came to the Penguins in December, 2004 as a Senior Consultant on the new arena project, bringing with him extensive national experience in political decision-making, strategic planning and project development. He was named team president in April, 2007.

He served as Senior Advisor to the John Kerry for President campaign, traveling on the campaign plane and serving as Senator Kerry's traveling chief of staff. He worked in the Clinton-Gore White House, at the Pentagon and on Capitol Hill during much of the 1990s, including a stint as Senior Counselor and Trip Director for Vice President Al Gore from 1999-2001. Overall, he worked on four Presidential campaigns.

Morehouse attended the Community College of Allegheny County and Duquesne University. He received a master's degree in public administration from the Harvard University John F. Kennedy School of Government. He and his wife, Vanessa, have three children. The Morehouse family lives in Bell Acres.



RAY SHERO

EXECUTIVE VICE PRESIDENT & GENERAL MANAGER

Ray Shero, 47, is at the vanguard of the NHL's new breed of general managers – steeped in family hockey tradition but on the cutting-edge of new technology and modernization in hockey operations, player relations and team management.

His fresh ideas and calm but firm management style helped transform the Penguins from a team that did not qualify for the playoffs in 2005-06 to one that reached the Stanley Cup Final in 2007-08 and won the Cup in 2008-09. During that time, he has moved boldly to ensure a strong future for the Penguins, signing five key members of the team's core – Sidney Crosby, Evgeni Malkin, Marc-Andre Fleury, Jordan Staal and Brooks Orpik – to long-term contracts.

Shero made several moves during the 2008-09 season that had a huge impact on the Penguins' success. He installed Dan Bylsma as interim head coach on Feb. 15, 2009 (later removing the "interim" tag), assigned Tom Fitzgerald to an assistant coaching role and fortified the roster with the acquisitions of Bill Guerin, Chris Kunitz and Craig Adams at or near the trading deadline.

When former assistant general manager Chuck Fletcher moved on to become GM of the Minnesota Wild, Shero was able to adapt from within – promoting Jason Botterill to assistant general manager and naming Fitzgerald as assistant to the general manager.

Shero was named GM on May 25, 2006 and one of his first acts was to declare a goal of building a team that could compete for championships on a yearly basis. He revamped the team's hockey operations staff and structure, upgraded pro and amateur scouting, added a team operations director and opened new lines of communication with the business side of the organization.

In his first season, 2006-07, Shero led his team to its first playoff berth since 2001 and a 47-point improvement in the standings – the fourth-largest improvement from one season to the next in NHL history.

Building on that success, the Penguins topped 100 points for the second straight season in 2007-08, winning their first division title since 1998 and advancing to the Stanley Cup Final, where they fell to Detroit, four games to two.

After a rocky start in 2008-09, the Penguins rallied when Bylsma was named head coach in February, finishing 18-3-4 to earn a playoff berth and then defeating Philadelphia, Washington, Carolina and Detroit en route to the Stanley Cup.

Along the way, they twice overcome 2-0 deficits in games (against Washington and Detroit), won all four series-clinching games on the road and won two Game 7s on the road – including the 2-1 thriller at Detroit for the Cup.

Ray's father, Fred, had won two Stanley Cups as head coach of the Philadelphia Flyers in 1974 and 1975, so they are now one of the few father-son tandems on the Cup. The late Fred Shero also was a coach and general manager with the New York Rangers.

Ray played college hockey at St. Lawrence University, twice serving as team captain, and was drafted by the Los Angeles Kings in 1982. He spent seven years as a player agent before making the transition to the front office.

He built his resume during 14 seasons as an NHL assistant general manager – six with the Ottawa Senators and eight with the Nashville Predators.

The native of St. Paul, Minn. also has been involved with USA Hockey and is a member of the USA Hockey National Team Advisory Group.

Ray and his wife, Karen, and their two sons reside in Upper St. Clair.



JASON BOTTERILL

ASSISTANT GENERAL MANAGER

Jason Botterill was named assistant general manager of the Pittsburgh Penguins on May 22, 2009.


As assistant GM, Botterill works closely with general manager Ray Shero on all hockey-related matters, including scouting, player development and contract negotiations. He also manages hockey operations for the club's top minor-league affiliate, Wilkes-Barre/Scranton.

Botterill, 33, who played eight seasons of pro hockey, brings a wide range of experience to his new role. In the past two seasons as director of hockey administration with the Penguins, his responsibilities included salary cap management, pro and amateur scouting and overseeing prospects throughout the organization, including those at Wilkes-Barre/Scranton. Before joining the Penguins, Botterill worked with NHL Central Registry and also scouted for the Dallas Stars.

Botterill was a first-round draft pick of the Dallas Stars in 1994 and played 88 NHL games over six seasons with Dallas, Atlanta, Calgary and Buffalo. He also played 393 career games in the AHL and IHL, recording 127 goals and 257 points.


A native of Edmonton who grew up in Winnipeg, Botterill played four seasons at the University of Michigan, where he earned his MBA, and helped lead the Wolverines to the NCAA title in 1996. He also played for Team Canada at the World Junior Championships in 1994, 1995 and 1996, helping his team win gold medals in all three tournaments.

He resides in Pittsburgh along with his wife, Andrea.


[table of contents](#)
[team information](#)
[players](#)
[2008-09 season](#)
[opponents](#)
[history](#)
[playoff history](#)
[media information](#)
[2009-10 schedule](#)

DAN BYLSMA

HEAD COACH



Dan Bylsma began the 2008-09 season with the first head coaching assignment of his career – with the *Wilkes-Barre/Scranton* Penguins of the American Hockey League.

He ended it by hoisting the Stanley Cup.

In between, the 38-year-old native of Grand Haven, Michigan authored one of the most spectacular coaching stories in the history of professional hockey.

Bylsma (pronounced BYLE-zmuh) was named interim head coach of the Pittsburgh Penguins on Feb. 15, 2009 taking over a team that was 10th in the overall Eastern Conference standings, coming off of a demoralizing 6-2 loss to Toronto and facing questions as to whether a playoff berth was even a practical option. But he accepted the challenge with his trademark optimism, passion and raw determination.

Unleashing a swift, skilled team that was built to go on the attack, imploring his players to play “on their toes, not on their heels,” Bylsma led the Penguins to an 18-3-4 record in 25 games, rising from 10th place to fourth in the conference and garnering not only a playoff spot but home-ice advantage in the first round.

In the playoffs, Bylsma’s team showed a steely resolve, clinching all four series on the road and twice rallying from 2-0 deficits in games (against Washington in the second round and Detroit in the Stanley Cup Final).

The Penguins beat the defending champion Red Wings four times in the last five games to claim the Cup, including a nerve-jangling Game 7 at Detroit’s Joe Louis Arena – and became the first team in professional sports since 1979 to win Game 7 of a championship round on the road.

For all this, Bylsma was named a finalist for “Best Coach” in professional sports at the ESPYs.

“The job Dan did for us was nothing short of phenomenal,” said general manager Ray Shero, who removed the “interim” tag from Bylsma’s title early in the playoffs. “To face that challenge in February as a first-time NHL head coach and not only make the playoffs but win the Cup tells you a lot about Dan Bylsma as a coach and a person. He’s a tremendous representative of our organization and clearly one of the bright young coaches in the game.”

Bylsma played nine NHL seasons as a right winger with Los Angeles and Anaheim from 1995-2004. He played 429 NHL regular-season games, recording 19 goals and 43 assists, and also played in the 2003 Stanley Cup Final with Anaheim.

He began his coaching career as an assistant with the Cincinnati Mighty Ducks of the AHL in 2004-05 and made his NHL coaching debut as an assistant with the New York Islanders in 2005-06.

Bylsma was an assistant coach at Wilkes-Barre/Scranton for two seasons from 2006-08 and was named head coach at the start of the 2008-09 season. He went 35-16-1-2 in 54 games before being promoted to Pittsburgh.

Dan played college hockey at Bowling Green.

He and his wife, Mary Beth, have one son and reside in the North Hills.



TONY GRANATO

ASSISTANT COACH



Tony Granato joined the Penguins' coaching staff on August 5, 2009.

Granato spent the last six seasons behind the bench for the Colorado Avalanche and served two stints as Avalanche head coach from 2002-04 and 2008-09. Granato compiled a 215-104-17-16 record and led Colorado to a Northwest Division title in 2003.

Granato, 45, joined the Avalanche organization in June 2002 as an assistant coach. He was elevated to head coach on Dec. 18, 2002 and led the club to a 32-11-4-4 mark en route to its ninth consecutive division title. The following season Granato steered the Avalanche to a 40-22-13-7 finish and an appearance in the Western Conference semifinals.

The Downers Grove, Illinois native served as an assistant coach for the Avalanche from 2005-08. Granato was promoted last season to his second tenure as the club's head coach and oversaw the development of a young Colorado team.


Granato played 13 seasons in the NHL with the New York Rangers (1988-90), Los Angeles (1990-96) and San Jose (1996-2001). In 1997, he played in the NHL All-Star Game and was the recipient of the Bill Masterton Memorial Trophy for overcoming a near career-ending brain injury. In 773 career games, the feisty forward posted 248 goals, 492 points and 1,425 penalty minutes. He tallied 16 goals, 43 points and 141 penalty minutes in 79 career postseason games and helped lead Los Angeles to a Stanley Cup Final berth in 1993.

Granato played four years at the University of Wisconsin and was inducted into the Badgers' Hall of Fame in 2000. Granato also played for the U.S. National team in 1987-88 and represented his country in the 1988 Olympic Games in Calgary.

Tony and his wife, Linda, are the parents of four children and reside in the South Hills.

MIKE YEO

ASSISTANT COACH



Mike Yeo joined the Penguins' coaching staff when former head coach Michel Therrien was named head coach in December, 2005, and is now in his fifth season as an assistant. Yeo, among his many responsibilities, works with the Penguins' defensemen and power-play units.

Starting in 2006, Yeo helped lay the foundation for the team's success of the past three seasons, which include an Atlantic Division title, two Stanley Cup Final appearances and a Stanley Cup championship.

Yeo, 36, began his coaching career at just 26 years old with the Penguins' top minor-league affiliate in Wilkes-Barre/Scranton. In six seasons with Wilkes-Barre, Yeo helped the Penguins earn a Western Conference title (2001), an Eastern Conference title (2005) and two berths in the Calder Cup Final. In 2005, Wilkes-Barre set an AHL record for the best start to a season by boasting a 21-1-2-1 record with 15 straight road wins before Yeo was promoted to Pittsburgh.

In 2006-07, his first full season in Pittsburgh, Yeo helped lead the Penguins to a 47-point improvement, the fourth-biggest turnaround in NHL history from one year to the next, and earn their first trip to the playoffs since 2001. Just one year later, he coached the Penguins to their first Eastern Conference championship since 1992. In 2008-09, Yeo directed the Penguins to their third Stanley Cup title in franchise history.

The native of North Bay, Ontario played six seasons with Wilkes-Barre and the Houston Aeros of the now-defunct International Hockey League. Yeo captained the Aeros to the Turner Cup championship in 1999.

Mike and his wife, Tanya, are the parents of two children and reside in the North Hills.

GILLES MELOCHE

GOALTENDING COACH



Former NHL goaltender Gilles Meloche is in his fourth season as the Penguins' full-time goaltending coach and 21st with the organization.

Meloche has been instrumental in the development of Marc-Andre Fleury into a Stanley Cup-winning netminder.

Meloche served as a Penguins scout from 1989-2006 and also doubled as a goaltending coach/consultant during much of that time. He was part of the staff when the Penguins won Stanley Cups in 1991 and 1992.

A native of Montreal, Quebec, Meloche spent 18 seasons as an NHL goaltender with the Chicago Blackhawks, California Golden Seals, Cleveland Barons, Minnesota North Stars and Penguins. He played the final three seasons of his career in Pittsburgh following a 1985 trade.

He appeared in 788 NHL games during his career, posting a record of 270-351-131 with a 3.64 goals-against average. In 45 career playoff games, he posted a 21-19 record and a 3.48 goals-against average.

Gilles and his wife, Sophie, reside in Pittsburgh. His son, Eric, is a pro player who played in the Penguins organization from 2000-04.

TOM FITZGERALD

ASSISTANT TO THE GENERAL MANAGER



Tom Fitzgerald was named assistant to the general manager on July 3, 2009.

Fitzgerald served the previous two seasons as Pittsburgh's director of player development. He was named interim assistant coach for the Penguins on February 15, 2009 and helped coach the club to its third Stanley Cup championship four months later.

In his current role, Fitzgerald monitors Penguins' prospects playing in college, junior hockey, Europe and with the club's AHL affiliate at Wilkes-Barre/Scranton. He advises general manager Ray Shero on personnel decisions.

The Massachusetts native was a first-round draft pick of the New York Islanders in 1986 and played 17 NHL seasons with the Islanders, Florida, Colorado, Nashville, Chicago, Toronto and Boston before retiring in 2006. He scored 329 points (139+190) and registered 776 penalty minutes in 1,097 career games. He played in the Stanley Cup Final with Florida in 1996.

Fitzgerald and his wife, Kerry, have four sons.

DAN MACKINNON

DIRECTOR OF PLAYER PERSONNEL



Dan MacKinnon enters his first season as director of player personnel.

MacKinnon oversees all aspects of the Penguins' professional scouting operation in North America and Europe. He works closely with director of amateur scouting Jay Heinbuck to ensure that the Penguins have a comprehensive scouting network at all levels of hockey.

Prior to his current role, MacKinnon served two seasons as director of professional scouting for the Penguins. It is his fourth season with the organization as he spent 2006-07 as a professional scout.

He previously worked six seasons for the Nashville Predators, four as a professional scout and two as scouting coordinator.


Dan played junior and college hockey in Canada, graduating as an Academic All-Canadian from the University of Waterloo in 1998. He received a masters degree in Athletic Administration from Ohio University where he was an assistant coach with the men's hockey program.

Dan worked briefly for the American Hockey League Office and the Mississauga Ice Dogs of the Ontario Hockey League before joining the Predators in 2000.

Dan and his wife, Julie, have two children. They reside in Sylvania, Ohio.

JAY HEINBUCK

DIRECTOR OF AMATEUR SCOUTING



Jay Heinbuck is in his fourth season with the Penguins as director of amateur scouting.

In his role with the Penguins, Heinbuck oversees amateur scouting in North America and Europe.

Prior to joining the Penguins, Heinbuck worked four years with the New York Islanders as their United States head amateur scout, working closely with head amateur scout Tony Feltrin on all scouting matters. Heinbuck oversaw amateur scouting efforts inside the United States and also scouted in Canada and Europe during his tenure with the Islanders.

Prior to joining the Islanders in 2002, Heinbuck spent 10 years as an assistant coach at St. Lawrence University. Heinbuck served as St. Lawrence's primary recruiter and helped the Saints to ECAC championships in 2000 and 2001 and NCAA tournament appearances in 1999, 2000 and 2001.

Heinbuck, a native of Mitchell, Ontario, began his coaching career at his alma mater, Northeastern University, in 1990 after a prolific collegiate career. Heinbuck played four years at Northeastern University (1982-86) and holds the record for most points (70) and assists (40) in a single season (1985-86). He was Northeastern's Most Valuable Player in 1986 and named to the Hockey East All-Star Team.

Jay and his wife Jodi reside in Woodstock, Ontario, and have two children.

TODD REIRDEN

WILKES-BARRE/SCRANTON HEAD COACH

Todd Reirden was named head coach of the Wilkes-Barre/Scranton Penguins on May 20, 2009 by general manager Ray Shero.

Reirden, 38, started last season as an assistant coach with WBS under head coach Dan Bylsma. Reirden was named interim head coach on Feb. 18, 2009 after Bylsma was promoted to Pittsburgh. Reirden led Wilkes-Barre/Scranton to a 14-9-3 record in the last 26 games of the regular season, finishing third in the East Division. The Penguins advanced past the Bridgeport Sound in five games of the East Division Semifinals before falling short to the Hershey Bears in seven games in the East Division Finals.

Prior to joining the Penguins organization, Reirden spent one season as an assistant coach with the Bowling Green Falcons (CCHA). A defenseman with more than 180 games of NHL experience, Reirden was a teammate of Bylsma's during the 1990-91 and 1991-92 seasons at Bowling Green.

Selected by New Jersey in the 12th round (242nd overall) of the 1990 NHL Draft, Reirden played professionally for 13 seasons, retiring after the 2006-07 campaign with Graz EC of the Austrian Hockey League.

Reirden appeared in 183 NHL games with the Edmonton Oilers, St. Louis Blues, Atlanta Thrashers and Phoenix Coyotes between 1998 and 2004, recording 46 points (11+35) and 181 penalty minutes. The Deerfield, Illinois native has also appeared in an additional 533 games combined in the AHL, IHL and ECHL during his career. He made his professional debut with the Raleigh Icecaps (ECHL) in 1994-95, and appeared in his first AHL game that season with the Albany River Rats.

Reirden and his wife, Shelby, have one son.



JOHN HYNES

WILKES-BARRE/SCRANTON ASSISTANT COACH

John Hynes was named assistant head coach of the Wilkes-Barre/Scranton Penguins on August 4, 2009 by general manager Ray Shero.

Hynes, 34, has spent the past six seasons as a head coach with USA Hockey's National Development Program, posting an overall record of 216-113-19-9. In 2008-09 he was head coach of the U.S. Under-17 Development Team, going 42-17-6.

Hynes has enjoyed great success on the international stage, leading the U.S. Under-18 National Team to three medals at the World Under-18 Championships - gold in 2006, silver in 2004 and bronze in 2008.

The native of Warwick, Rhode Island was head coach of the U.S. National Team at the 2008 World Junior championships, and was an assistant coach on the 2004 U.S. team that won a gold medal at the World Junior event.

Hynes began his coaching career as a graduate assistant to legendary Jack Parker at his alma mater, Boston University. He was also an assistant at UMass-Lowell and the University of Wisconsin before joining USA Hockey's development program.

Hynes played four seasons at Boston University and helped the Terriers win the 1995 national championship.



EQUIPMENT STAFF



DANA HEINZE
Head Equipment
Manager



PAUL DEFAZIO
Assistant Equipment
Manager



DANNY KROLL
Assistant Equipment
Manager

MEDICAL/TRAINING STAFF



CHRIS STEWART
Head Athletic Trainer



SCOTT ADAMS
Assistant Athletic Trainer



MIKE KADAR
Strength and
Conditioning Coach



MARK MORTLAND
Physical Therapist




DR. CHARLES BURKE
Team Physician

HOCKEY SUPPORT STAFF




JIM BRITT
Video Coordinator



FRANK BUONOMO
Sr. Director of Team
Operations



JENNIFER BULLANO
Director of Communications



ERIK HEASLEY
Communications Coordinator



SAM KASAN
Director of Content


SCOUTING STAFF



DAVID MCNAMARA
Amateur Scout



PATRIK ALLVIN
European Scout



RON PYETTE
Amateur Scout



DEREK CLANCEY
Professional Scout



BRIAN FITZGERALD
Amateur Scout



LUC GAUTHIER
Amateur Scout




CHUCK GRILLO
Amateur Scout



JIM MADIGAN
Amateur Scout



WAYNE MEIER
Amateur Scout



ROBERT NEUHASUER
European Scout



KEVIN STEVENS
Professional Scout



DAVE ALLISON
Amateur Scout

STAFF DIRECTORY

OWNERSHIP Pittsburgh Penguins LP

EXECUTIVE OPERATIONS

Co-owner/Chairman Mario Lemieux
 Co-owner Ron Burkle
 CEO Ken Sawyer
 President David Morehouse
 Executive VP/General Manager Ray Shero
 Sr. Vice President, Sales David Soltesz
 Sr. Vice President, Business & Legal Affairs Travis Williams
 Vice President & Controller Kevin Hart
 Vice President, Communications Tom McMillan
 Vice President of Business Partnerships David Peart
 Vice President, Marketing James Santilli
 Senior Consultant Ron Porter
 Director, Consol Energy Center Project Development Brian Magness
 Director of Government Affairs Abass B. Kamara
 Executive Assistants Fay McNamara
 Kim Wood
 Receptionist Kelly Hart
 Mailroom Supervisor Brett Hart

HOCKEY OPERATIONS

Assistant General Manager Jason Botterill
 Assistant to the General Manager Tom Fitzgerald
 Head Coach Dan Bylsma
 Assistant Coaches Mike Yeo
 Tony Granato
 Goaltending Coach Gilles Meloche
 Strength & Conditioning Coach Mike Kadar
 Sr. Director of Team Operations Frank Buonomo
 Executive Assistant Kristen Yunn
 Video Coordinator Jim Britt

SCOUTS

Director of Player Personnel Dan MacKinnon
 Professional Scouts Derek Clancey
 Kevin Stevens
 Director of Amateur Scouting Jay Heinbuck
 Amateur Scouts Brian Fitzgerald
 Luc Gauthier
 Chuck Grillo
 Jim Madigan
 David McNamara
 Wayne Meier
 Ron Pyette
 Dave Allison
 European Scouts Patrik Allvin
 Robert Neuhauser

TRAINING STAFF

Equipment Manager Dana Heinze
 Assistant Equipment Managers Paul DeFazio
 Danny Kroll
 Team Physician Dr. Charles Burke
 Head Athletic Trainer Chris Stewart
 Assistant Athletic Trainer Scott Adams
 Physical Therapist Mark Mortland

COMMUNICATIONS

Director of Communications Jennifer Bullano
 Director of Content Sam Kasan
 Communications Coordinator Erik Heasley
 Executive Producer, Penguins Radio Network Ray Walker
 Radio Broadcasters Mike Lange
 Phil Bourque

MARKETING

Director of Marketing Ross Miller
 Marketing Coordinator Sarah Swartz
 Creative Director Barb Pilarski
 Graphic Designer Erin Halley
 Director of Fan Development & Special Events Jill Shipley
 Director of Community/Alumni Relations Cindy Himes
 Community Relations Coordinator Kathleen Unger
 Community Relations/Alumni Liaison Ed Johnston
 Director of Amateur Hockey Mark Shuttleworth
 Director of New Media Jeremy Zimmer
 New Media Coordinator Jon Meck

GAME ENTERTAINMENT

Director of Game Operations/Video Production Chris DeVivo
 Director Video Production/Executive Producer Pens TV Drew Warren
 Game Night Producer Billy Wareham
 Manager of Arts & Graphics Dori Minnis
 Editors James Archer
 Mike Davenport
 Steve Finerty
 Aaron Spiegel
 Pens TV Hosts Katie O'Malley
 Alyonka Larionov

CORPORATE SALES

Senior Director of Corporate Sales Kimberly Bogesdorfer
 Managers of Corporate Sales Beth Folcik
 Robbie Hofmann
 David Schleter
 Danny Smith
 Senior Account Service Manager Lori Wineland
 Account Service Manager Jamie Greenwald
 Account Service Manager Ronald Hay
 Account Service Coordinator Jeffrey Harshman
 Corporate Sales Liaison Pierre Larouche
 Corporate Sales Media Director Mark Turley

FINANCE

Assistant Controller Mark R. Kuczinski
 Senior Accountant Troy Ussack
 Payroll Manager Andrea Winschel
 Accounts Payable Tawni Love

TICKETING

Senior Director of Ticketing Chad Slencak
 Manager of Ticket Sales George Murphy
 Director of Premium Seating/Group Sales Mike Guiffre
 Coordinator of Premium Services Lydia Tobiasz
 Premium Services Representative Amanda Gurney
 Group Sales Account Executive Mike Zatchey
 Ticket Sales Account Executives George Birman
 Jeff Blizman
 Bonnie Golinski
 Nicole Kyslinger
 Chuck Pukansky
 Box Office Manager Carol Coulson
 Manager of Box Office Operations Jason Onufer
 Box Office Assistant Kelly Gabany
 Director of Customer Service Kathy Davis
 Customer Service Representatives Cori Shramer
 Amanda Rameas
 Amber Shaak
 Director of Database Marketing Erin Exley
 Database Marketing Coordinator Dana Cammer

PLAYERS



[table of contents](#)

[team information](#)

[players](#)

[2008-09 season](#)

[opponents](#)


[history](#)

[playoff history](#)

[media information](#)

[2009-10 schedule](#)

CRAIG ADAMS • 27



Position: RW

Shoots: Right

Ht: 6-0

Wt: 197

DOB: 4/26/77

Birthplace: Seria, Brunei Darussalam

Acquired: Claimed off waivers from the Chicago Blackhawks on March 4.



pittsburghpenguins.com/craigadams

2008-09: Scored five points (3+2) in 24 postseason games ... Notched a critical goal for Pittsburgh in conference semifinals at Washington in Game 7, his first career postseason goal ... Netted his first career two-point playoff game with a goal and an assist in Game 3 at Carolina in Eastern Conference Finals ...

Was part of team's top penalty killing unit, averaging 2:27 shorthanded minutes per game ... Responsible forward was used regularly in defensive roles ... Tallied an assist in nine regular-season games with the Penguins after being claimed off waivers from Chicago March 4 ... Notched his first point (assist) as a Penguin April 9 vs. NY Islanders ... Appeared in his 500th career game March 8 at Washington ... Made his Penguins' debut March 5 at Florida ... Played in 36 games with Chicago, tallying two goals and six points ... Netted his 50th career assist Dec. 20 at Vancouver.

NHL CAREER: Veteran forward has played in over 500 career NHL games in nine seasons and won the Stanley Cup in 2009 with Pittsburgh and in 2006 as a member of the Carolina Hurricanes ... Appeared in all 24 playoff games for Pittsburgh in its title season, and all 25 postseason games during Carolina's championship run ... Has totaled 90 points (37+53) during his eight-year NHL career ... Best season was 2005-06 when he posted career highs in goals (10), assists (11) and points (21) ... Netted first career goal (and point) Nov. 10, 2000 vs. Toronto ... Made his NHL debut Oct. 24, 2000 vs. San Jose.

COLLEGE: Spent four seasons at Harvard University (1995-99), collecting 29 goals, 32 assists, 62 points and 157 penalty minutes in 109 career games ... Posted 23 points (9+14) and 53 penalty minutes during his senior campaign.

PERSONAL: Born in Seria, Brunei on the island of Borneo in the South China Sea, where his father was working for Shell at the time ... Raised in Calgary ... Favorites include: player growing up - Wendel Clark; movie - Snatch; band - The Tragically Hip; food - lamb; book - Papillon; road city - Calgary; road arena - Bell Centre in Montreal ... Majored in history at Harvard and speaks French ... He and his wife, Anne, have one son, Rhys Argeo, and one daughter, Francesca Alice ... Anne's father is Paul Cellucci, the former Governor of Massachusetts and former U.S. Ambassador to Canada ... Signed through 2010-11.

CAREER VS. NHL

	GP	G	A	PTS	PIM
ANA	12	0	3	3	5
ATL	37	4	2	6	32
BOS	22	1	3	4	19
BUF	21	3	0	3	9
CGY	8	1	1	2	5
CAR	2	0	0	0	0
CHI	5	3	1	4	6
COL	9	1	0	1	5
CBJ	16	3	3	6	4
DAL	10	0	1	1	0
DET	13	0	0	0	2
EDM	6	2	0	2	4
FLA	36	3	4	7	28
LAK	11	0	0	0	2
MIN	9	1	1	2	0
MON	19	2	4	6	39
NSH	10	0	0	0	6
NJD	22	1	3	4	9
NYI	23	1	3	4	20
NYR	21	4	2	6	4
OTT	22	1	2	3	9
PHI	25	1	3	4	26
PHX	12	0	2	2	9
PIT	19	0	4	4	16
SJS	11	1	1	2	17
STL	11	1	2	3	17
TBL	33	0	4	4	27
TOR	21	1	1	2	17
VAN	7	1	1	2	7
WSH	34	1	2	3	39
Totals	507	37	53	90	383

CAREER HIGHS

Goals: 2 (1 time), 3/10/03 vs. CBJ

Assists: 3 (1 time), 12/6/05 at ANA

Points: 3 (3 times), 12/13/06 vs. CHI (1+2)

SOG: 6 (3 times), 12/16/08 at EDM

PIM: 17 (1 time), 4/3/06 vs. WAS

table of
contents

team
information

players

2008-09
season

opponents

history

playoff
history

media
information

2009-10
schedule



CAREER STATISTICS

YEAR	TEAM	LEAGUE	REGULAR SEASON										PLAYOFFS					
			GP	G	A	PTS	PIM	+/-	PP	SH	GW	S	GP	G	A	PTS	PIM	
1995-96	Harvard	ECAC	34	8	9	17	56	--	--	--	--	--	--	--	--	--	--	--
1996-97	Harvard	ECAC	32	6	4	10	36	--	--	--	--	--	--	--	--	--	--	
1997-98	Harvard	ECAC	12	6	6	12	12	--	--	--	--	--	--	--	--	--	--	
1998-99	Harvard	ECAC	31	9	14	23	53	--	--	--	--	--	--	--	--	--	--	
1999-00	Cincinnati	IHL	73	12	12	24	124	-3	0	1	2	97	8	0	1	1	14	
2000-01	Carolina	NHL	44	1	0	1	20	-7	0	0	0	15	3	0	0	0	0	
	Cincinnati	IHL	4	0	1	1	9	0	0	0	0	3	1	0	0	0	2	
2001-02	Carolina	NHL	33	0	1	1	38	2	0	0	0	17	1	0	0	0	0	
	Lowell	AHL	22	5	4	9	51	2	0	1	1	--	--	--	--	--	--	
2002-03	Carolina	NHL	81	6	12	18	71	-11	1	0	1	107	--	--	--	--	--	
2003-04	Carolina	NHL	80	7	10	17	69	-5	0	1	0	110	--	--	--	--	--	
2004-05	Milano	ITALY	30	15	14	29	57	--	--	--	--	--	15	4	7	11	26	
2005-06	Carolina	NHL	67	10	11	21	51	1	1	1	2	68	25	0	0	0	10	
	Lowell	AHL	13	4	3	7	20	-1	1	1	0	--	--	--	--	--	--	
2006-07	Carolina	NHL	82	7	7	14	54	-9	0	1	1	71	--	--	--	--	--	
2007-08	Carolina	NHL	40	2	3	5	34	-8	0	0	0	31	--	--	--	--	--	
	Chicago	NHL	35	2	4	6	24	-8	0	1	1	32	--	--	--	--	--	
2008-09	Chicago	NHL	36	2	4	6	22	-3	1	0	0	38	--	--	--	--	--	
	PITTSBURGH	NHL	9	0	1	1	0	0	0	0	0	9	24	3	2	5	16	
NHL TOTALS			507	37	53	90	383	-48	3	4	5	498	53	3	2	5	26	
PITTSBURGH TOTALS			9	0	1	1	0	0	0	0	0	9	24	3	2	5	16	

MATT COOKE • 24



Position: LW

Shoots: Left

Ht: 5-11

Wt: 205

DOB: 9/7/78

Birthplace: Belleville, ON

Acquired: Signed as a free agent on July 5, 2008.



pittsburghpenguins.com/mattcooke

2008-09: Recorded seven points (1+6) in 24 playoff games as part of Pittsburgh's aggressive third line ... Was matched up against opponent's top line during postseason ... Totaled a career-high three assists in Game 2 vs. Carolina in the Eastern Conference Finals ... Finished third in NHL with 85 hits in playoffs ...

During regular season, posted 13 goals, 31 points and 101 penalty minutes in his first season with the Penguins ... Physical forward finished fifth in the NHL with 262 hits ... Surpassed the 30-point mark for the fourth time in his career, and the 10-goal plateau for the seventh time ... Recorded a career-high five-game scoring streak (Nov. 8 - 18), totaling six points in that span (2+4) ... Tied a single-game career high with two goals, including the game-winner, Jan. 16 vs. Anaheim ... Tied a single-game career high with two assists Dec. 11 vs. NY Islanders and Nov. 11 at Detroit ... Notched his first point (assist) as a Penguin Oct. 14 vs. Philadelphia, and first goal for Pittsburgh Nov. 13 vs. Philadelphia ... Played his 600th career game Nov. 26 at NY Islanders.

NHL CAREER: Feisty, energetic player has compiled 99 goals, 142 assists, 241 points, 753 penalty minutes and a plus-19 rating during his 10 NHL seasons with Vancouver, Washington and Pittsburgh ... Reached double digits in goals and recorded 20-plus points seven times during his career, and has topped the 30-point barrier four times ... Posted career highs in goals (15), assists (27), points (42) and plus-minus rating (+21) during 2002-03 campaign with Vancouver ... Has played in 63 career playoff games, totaling 19 points (9+10) and won a Stanley Cup championship with Pittsburgh in 2009 ... Broke into league with Vancouver in 1999-2000 and spent first eight-plus seasons of NHL career with Canucks before being traded to Washington at 2008 trade deadline ... Had seven points (3+4) with 27 penalty minutes and plus-5 rating in 17 games with Washington.

INTERNATIONAL: Represented Canada at 2004 World Championships, recording two goals and four points in nine games ... Played for Canada at 1998 World Junior Championships, tallying two points (1+1) in six games.

JUNIOR: Played four seasons in Ontario Hockey League for Windsor and Kingston from 1995-98 ... OHL career point total was 168 (75+93) in 174 games ... Had 45 goals and 95 points in 65 games for Windsor in 1996-97.

PERSONAL: Lists Top Gun as his favorite movie and Law and Order as his favorite television show ... He and his wife, Michelle, have three children, Gabby, Reece and Jackson ... Sponsors the Cooke Foundation of Hope, which brings children to hockey games who may not otherwise have the opportunity to attend ... Signed through 2009-10.

CAREER VS. NHL

	GP	G	A	PTS	PIM
ANA	29	7	5	12	36
ATL	13	2	4	6	19
BOS	15	4	5	9	35
BUF	14	1	6	7	14
CGY	42	1	10	11	34
CAR	10	1	0	1	14
CHI	31	5	8	13	44
COL	41	5	7	12	39
CBJ	26	5	7	12	30
DAL	30	2	6	8	52
DET	33	7	9	16	20
EDM	46	8	6	14	40
FLA	14	1	4	5	6
LAK	30	4	4	8	36
MIN	40	7	11	18	65
MON	13	3	1	4	12
NSH	32	2	15	17	30
NJD	12	2	1	3	16
NYI	12	2	5	7	4
NYR	10	3	1	4	12
OTT	13	1	2	3	8
PHI	16	6	2	8	18
PHX	27	3	6	9	22
PIT	8	2	0	2	7
SJS	31	6	4	10	39
STL	27	4	5	9	29
TBL	12	2	2	4	6
TOR	20	2	4	6	43
VAN	1	0	0	0	15
WSH	11	1	2	3	8
Totals	659	99	142	241	753

CAREER HIGHS

Goals: 2 (7 times), 1/16/09 vs. ANA

Assists: 2 (14 times), 12/11/08 vs. NYI

Points: 3 (4 times), 3/3/08 vs. BOS (1+2)

SOG: 7 (1 time), 3/2/06 at NSH

PIM: 20 (1 time), 2/19/04 at MIN

table of
contents

team
information

players

2008-09
season

opponents

history

playoff
history

media
information


2009-10
schedule



CAREER STATISTICS

YEAR	TEAM	LEAGUE	REGULAR SEASON										PLAYOFFS					
			GP	G	A	PTS	PIM	+/-	PP	SH	GW	S	GP	G	A	PTS	PIM	
1994-95	Wellington	MTJHL	46	9	23	32	62	--	--	--	--	--	--	--	--	--	--	--
1995-96	Windsor	OHL	61	8	11	19	102	--	--	--	--	--	7	1	3	4	6	
1996-97	Windsor	OHL	65	45	50	95	146	--	--	--	--	--	5	5	5	10	10	
1997-98	Windsor	OHL	23	14	19	33	50	1	4	3	0	--	12	8	8	16	20	
	Canada	WJC	6	1	1	2	6	--	--	--	--	--	--	--	--	--	--	
1997-98	Kingston	OHL	25	8	13	21	49	-6	0	1	1	--	--	--	--	--	--	
1998-99	Vancouver	NHL	30	0	2	2	27	-12	0	0	0	22	--	--	--	--	--	
	Syracuse	AHL	37	15	18	33	119	-28	8	0	3	98	--	--	--	--	--	
1999-00	Vancouver	NHL	51	5	7	12	39	3	0	1	1	58	--	--	--	--	--	
	Syracuse	AHL	18	5	8	13	27	2	1	0	0	52	--	--	--	--	--	
2000-01	Vancouver	NHL	81	14	13	27	94	5	0	2	0	121	4	0	0	0	4	
2001-02	Vancouver	NHL	82	13	20	33	111	4	1	0	2	103	6	3	2	5	0	
2002-03	Vancouver	NHL	82	15	27	42	82	21	1	4	0	118	14	2	1	3	12	
2003-04	Vancouver	NHL	53	11	12	23	73	5	1	1	4	79	7	3	1	4	12	
	Canada	WC	9	2	2	4	8	--	--	--	--	--	--	--	--	--	--	
2004-05	Did Not Play																	
2005-06	Vancouver	NHL	45	8	10	18	71	-8	0	0	2	67	--	--	--	--	--	
2006-07	Vancouver	NHL	81	10	20	30	64	0	1	0	3	133	1	0	0	0	2	
2007-08	Vancouver	NHL	61	7	9	16	64	-4	0	0	1	68	--	--	--	--	--	
	Washington	NHL	17	3	4	5	7	27	0	1	0	18	7	0	0	0	4	
2008-09	PITTSBURGH	NHL	76	13	18	31	101	0	0	0	1	86	24	1	6	7	22	
NHL TOTALS			659	99	142	241	753	19	4	9	14	873	63	9	10	19	56	
PITTSBURGH TOTALS			76	13	18	31	101	0	0	0	1	86	24	1	6	7	22	

SIDNEY CROSBY • 87



Position: C

Shoots: Left

Ht: 5-11

Wt: 200

DOB: 8/7/87

Birthplace: Cole Harbour, NS

Acquired: Drafted by Penguins in the first round (1st overall) of the 2005 Entry Draft.



pittsburghpenguins.com/sidneycrosby

2008-09: Became youngest captain, 21, to lead his team to a Stanley Cup championship ... Finished with a postseason-best 15 goals and second with 31 points during Stanley Cup championship run ... Has career average of 1.29 points per game in postseason career, ranking third in league history behind only Mario Lemieux and Wayne Gretzky (minimum 40 games played) ... Tied an NHL single-season playoff record by scoring the first goal of a game six times ... Played his best in conference semifinals critical Game 7 at Washington - tallying two goals and an assist to help Penguins knock off the Capitals, also notched first career postseason hat trick in Game 2 of the series ... Recorded a postseason career-high six-game scoring streak with 12 points (5+7) from May 11-26 ... Finished third in NHL regular-season scoring with 103 points (33+70) ... Broke 100-point and 30-goal barrier for third time in his four-year career (only season he didn't was 2007-08 when he missed 27 games to injury) ... Was second in league in assists (70) and fourth in even-strength points (62) ... Led NHL in power-play assists (33) and was third in points per game (1.34) ... Recorded a season-long 12-game scoring streak (7+13) with 20 points from March 5 to April 1 ... Placed sixth in NHL history with 344 points, one point behind Hall-of-Famer Mike Bossy, at the 250th game of his career, Dec. 30 vs. Boston ... Set three career milestones Oct. 18 vs. Toronto with 100th goal, 200th assist and 300th point ... Tallied five four-point games, including a four-assist performance Dec. 4 at Carolina ... Named NHL's Player of the Week for week of Nov. 24-30 after totaling nine points (6+3) in three games ... Recorded his first hat trick in Pittsburgh (second career) with three goals Nov. 29 vs. New Jersey ... Tallied 350th career point Jan. 13 at Philadelphia ... Tallied his 250th career assist Feb. 21 at Philadelphia ... Led NHL in All-Star voting for third consecutive season, setting a league record with 1,713,021 votes (1,020,736, Jaromir Jagr, 2000) ... Rated as *Hockey News*' No. 1 "100 People of Power and Influence" in the hockey world.

NHL CAREER: Young phenom amassed 132 goals and 265 assists for 397 points in 290 games over first four NHL seasons while collecting the Stanley Cup, Hart Trophy (MVP), Art Ross (scoring champion) and Lester B. Pearson Award (outstanding player voted by peers) ... Posted 100-plus points, 30-plus goals and 60-plus assists three times ... Is the youngest captain in NHL history to lead his team to a Stanley Cup title at 21 years old ... His 63 career postseason points (24+39) are the most by a player in NHL history before his 22nd birthday ... Averaged 1.29 points per game in postseason career, ranking third in league history behind only Mario Lemieux and Wayne Gretzky (minimum 40 games played) ... Posted 72 points (24+48) in 2007-08, despite missing 27 games with an ankle injury ... Recorded a career-high 19-game point streak (11+19) from Oct. 6 to Nov. 17 - longest point streak in NHL in 2007-08 ... Became youngest player in NHL history to reach 200 career points (19 years, 207 days) with a goal March 2, 2007 vs. Carolina ... Became youngest captain in NHL history on May 31, 2007 at 19 years, nine months (Vincent Lecavalier of Tampa Bay - 19 years, 10 months) ... Won the Art Ross Trophy, Hart Trophy and Lester B. Pearson Award in 2006-07 at 19-years old ... Became youngest scoring champion in NHL history, scoring 120 points (36+84),

CAREER VS. NHL

	GP	G	A	PTS	PIM
ANA	2	0	2	2	0
ATL	14	7	14	21	22
BOS	13	4	17	21	13
BUF	14	7	10	17	6
CGY	3	1	1	2	2
CAR	14	5	12	17	14
CHI	2	0	2	2	2
COL	3	3	2	5	6
CBJ	4	1	5	6	8
DAL	2	2	2	4	2
DET	4	1	3	4	6
EDM	3	0	4	4	0
FLA	15	7	11	18	38
LAK	2	1	4	5	0
MIN	3	1	3	4	2
MON	14	7	12	19	14
NSH	3	0	5	5	4
NJD	26	16	16	32	36
NYI	25	12	32	44	20
NYR	28	12	23	35	20
OTT	13	2	8	10	14
PHI	26	20	26	46	24
PHX	3	1	4	5	0
PIT	-	-	-	-	-
SJS	3	0	1	1	4
STL	3	0	3	3	0
TBL	14	5	8	13	8
TOR	16	8	17	25	8
VAN	3	1	0	1	6
WSH	15	8	18	26	6
Totals	290	132	265	397	285

CAREER HIGHS

Goals: 3 (2 times), 11/29/08 vs. NJ

Assists: 5 (1 time), 12/13/06 vs. PHI

Points: 6 (1 time), 12/13/06 vs. PHI (1+5)

PIM: 21 (1 time), 1/3/09 vs. FLA

SOG: 9 (2 times), 12/13/07 vs. OTT

Hat tricks: 2, 11/29/08 vs. NJ (3G)

table of
contents

team
information

players

2008-09
season

opponents

history

playoff
history

media
information

2009-10
schedule

and youngest recipient of Pearson Award ... Second youngest to ever win Hart Trophy as MVP (Wayne Gretzky) ... Set personal high with 10 points (2+8) in a two-game span vs. Philadelphia and NY Islanders, Dec. 13 and 15 in 2006 ... Finished fifth in NHL scoring as 18-year-old rookie in 2005-06 and became youngest player in NHL history to reach 100 points (18 years, 253 days), surpassing Hall of Famer Dale Hawerchuk's record by 101 days ... Posted 102 points to surpass Mario Lemieux's team rookie record of 100 points ... Led NHL rookies with 63 assists and finished second in rookie scoring (Alex Ovechkin, 106) ... Joined Pittsburgh in 2005 as third Penguins player drafted first overall in NHL Entry Draft (Mario Lemieux, 1984; Marc-Andre Fleury, 2003).

INTERNATIONAL: Invited to Canada's National Men's Team orientation camp for 2010 Olympic Games ... Became youngest player ever to lead World Championships in scoring by posting 16 points in nine games (8+8) for Team Canada in 2006 ... Named top forward at 2006 World Championships ... Represented Canada at World Junior Championships in 2004 and 2005 ... At 2005 World Junior Championships helped lead Canada to gold with nine points in six games (6+3) ... In 2004 tournament, became youngest player to score a goal for Team Canada (16 years, 4 months, 24 days) ... Was only Canadian player under the age of 18 ... Recorded five points in six games (2+3) as Canada won silver medal.

JUNIOR: Two-time Canadian Hockey League Player of the Year and scoring champion (2003-04 and 2004-05) with Rimouski Oceanic of Quebec Major Junior Hockey League ... Named CHL Rookie of the Year in 2003-04 ... Recorded 135 points (54+81) in 59 games as a 16-year-old in 2003-04 and 168 points (66+102) in 66 games as a 17-year-old in 2004-05 ... His 135 points in 2003-04 were second-most by a 16-year-old in CHL history behind Wayne Gretzky (182, Sault Ste. Marie, 1977-78) ... Had 66 goals in 68 games in 2004-05, leading Rimouski to QMJHL title and berth in Memorial Cup Final ... Finished two-year CHL career with 2.51



points-per-game, second-highest in CHL history behind Mario Lemieux (2.81) ... In 2004-05, averaged 2.71 points per game, second-highest single-season average in CHL history behind Lemieux (4.03 with Laval in 1983-84).


PERSONAL: Nickname – "Sid" ... Lists Steve Yzerman as hockey idol ... Favorites include: vacation spot – anywhere with a nice beach or pool; food – Chinese; bands – 3 Doors Down, Three Days Grace and Tim McGraw ... Favorite sport other than hockey is football ... Father Troy was a goaltender for Verdun of QMJHL and was drafted by Montreal Canadiens in 1984 ... Won the ESPY award for Best NHL player three years in a row (2007-09) ... Signed through 2012-13.

CAREER STATISTICS

YEAR	TEAM	LEAGUE	REGULAR SEASON										PLAYOFFS					
			GP	G	A	PTS	PIM	+/-	PP	SH	GW	S	GP	G	A	PTS	PIM	
2002-03	Shattuck	USHS	57	72	90	162	--	--	--	--	--	--	--	--	--	--	--	--
2003-04	Rimouski	QMJHL	59	54	81	135	74	--	--	--	--	--	9	7	9	16	13	
	Canada	WJC	6	2	3	5	4	--	--	--	--	--	--	--	--	--	--	
2004-05	Rimouski	QMJHL	62	66	102	168	84	--	--	--	--	--	13	14	17	31	16	
	Rimouski	M. Cup	--	--	--	--	--	--	--	--	--	--	5	6	5	11	6	
	Canada	WJC	6	6	3	9	4	--	--	--	--	--	--	--	--	--	--	
2005-06	PITTSBURGH	NHL	81	39	63	102	110	-1	16	0	5	278	--	--	--	--	--	
	Canada	WC	9	8	8	8	16	10	7	2	0	1	25	--	--	--	--	
2006-07	PITTSBURGH	NHL	79	36	84	120*	60	10	13	0	4	250	5	3	2	5	4	
2007-08	PITTSBURGH	NHL	53	24	48	72	39	18	6	0	4	173	20	6	21*	27*	12	
2008-09	PITTSBURGH	NHL	77	33	70	103	76	3	7	0	3	238	24	15*	16	31	14	
PIT/NHL TOTALS			290	132	265	397	285	30	42	0	16	939	49	24	39	63	30	

*NHL LEADER

PASCAL DUPUIS • 9



Position: RW

Shoots: Left

Ht: 6-1

Wt: 205

DOB: 4/7/79

Birthplace: Laval, PQ

Acquired: From Atlanta on Feb. 26, 2008 with Marian Hossa for Colby Armstrong, Erik Christensen, Angelo Esposito and a 2008 first-round pick.



pittsburghpenguins.com/pascaldupuis

2008-09: Appeared in 16 playoff games for Pittsburgh and played a strong role on penalty killing unit ... In regular season, scored 12 goals and 28 points in first full season with Penguins ... Recorded first career hat trick Dec. 11 vs. NY Islanders ... Posted his 200th career point with a goal April 5 at Florida ... Notched three assists Feb. 21 at Philadelphia, including 100th assist of his career ... Scored game-winning overtime goal Oct. 14 vs. Philadelphia ... Appeared in his 500th career game March 28 vs. NY Rangers.

NHL CAREER: Speedy, veteran winger has played in 505 games during his seven-year career ... Compiled 95 goals, 107 assists and 202 points with stints in Minnesota, Atlanta, NY Rangers and Pittsburgh ... Scored a goal in his first game with the Penguins Feb. 28 vs. Boston and has scored a goal in his first game with all four of his NHL teams (Minnesota, NY Rangers, Atlanta) ... Has scored at least 10 goals in seven straight NHL seasons ... Has 18 points (7+11) in 56 career postseason games ... Reached NHL as undrafted free agent in 2000 with Minnesota and played parts of six seasons with Wild ... Set career highs with 20 goals, 28 assists, 48 points, plus-17 rating and 44 penalty minutes with Wild in 2002-03.

INTERNATIONAL: Played eight games for HC Ajoie of the Swiss-2 League during NHL lockout in 2004-05, scoring five goals and 10 points.

JUNIOR: Scored 50 goals and 105 points in 61 games for Shawinigan of Quebec Major Junior Hockey League in 1999-2000 ... Played four seasons in QMJHL with Rouyn-Noranda and Shawinigan from 1996-2000, recording 247 career points (105+142) in 229 games.

PERSONAL: Nicknames - "Doops" and "Dooper" ... Also played soccer growing up in Quebec province ... Was fan of Michel Goulet and Quebec Nordiques ... Lists Montreal as his favorite road city and the Bell Centre as his favorite road rink ... Other favorites include: vacation spot - Bahamas; food - steak and sushi; movie - Braveheart; sport other than hockey - golf ... Pascal and his wife, Carole-Lyne, have two daughters, Maeva and Zoe, and a son, Kody ... The family resides in Blainville, Quebec in the offseason ... Signed through 2010-11.

CAREER VS. NHL

	GP	G	A	PTS	PIM
ANA	18	0	6	6	8
ATL	10	2	3	5	6
BOS	13	3	4	7	4
BUF	15	2	2	4	4
CGY	25	7	6	13	12
CAR	16	4	0	4	6
CHI	17	3	6	9	10
COL	28	4	8	12	20
CBJ	19	4	3	7	6
DAL	19	4	5	9	2
DET	22	0	4	4	8
EDM	28	7	5	12	10
FLA	16	3	4	7	4
LAK	17	3	4	7	10
MIN	1	0	0	0	0
MON	14	3	4	7	6
NSH	16	2	4	6	14
NJD	17	2	2	4	6
NYI	13	6	3	9	6
NYR	18	4	3	7	8
OTT	15	3	2	5	8
PHI	17	2	6	8	6
PHX	15	5	3	8	14
PIT	8	2	0	2	4
SJS	19	4	1	5	4
STL	16	3	3	6	2
TBL	17	2	7	9	8
TOR	12	3	2	5	6
VAN	28	6	4	10	20
WSH	17	2	3	5	6
Totals	506	95	107	202	228

CAREER HIGHS

Goals: 3 (1 time), 12/11/08 vs. NYI

Assists: 4 (1 time), 3/25/04 at CHI

Points: 4 (1 time), 3/25/04 at CHI (0+4)

SOG: 8 (3 times), 12/5/06 vs. CHI

PIM: 4 (11 times), 3/14/09 vs. OTT

Hat tricks: 1, 12/11/08 vs. NYI (3G)

table of
contents

team
information

players

2008-09
season

opponents

history

playoff
history

media
information


2009-10
schedule



CAREER STATISTICS

YEAR	TEAM	LEAGUE	REGULAR SEASON										PLAYOFFS					
			GP	G	A	PTS	PIM	+/-	PP	SH	GW	S	GP	G	A	PTS	PIM	
1996-97	Rouyn-Noranda	QMJHL	44	9	15	24	20	--	--	--	--	--	--	--	--	--	--	--
1997-98	Rouyn-Noranda	QMJHL	39	9	17	26	36	--	--	--	--	--	--	--	--	--	--	--
	Shawinigan	QMJHL	28	7	13	20	10	--	--	--	--	--	6	2	0	2	4	
1998-99	Shawinigan	QMJHL	57	30	42	72	118	--	--	--	--	--	6	1	8	9	18	
1999-00	Shawinigan	QMJHL	61	50	55	105	99	--	--	--	--	--	13	15	7	22	4	
2000-01	Minnesota	NHL	4	1	0	1	4	0	1	0	0	8	--	--	--	--	--	
	Cleveland	IHL	70	19	24	43	37	--	--	--	--	--	4	0	0	0	0	
2001-02	Minnesota	NHL	76	15	12	27	16	-10	3	2	0	154	--	--	--	--	--	
2002-03	Minnesota	NHL	80	20	28	48	44	17	6	0	4	183	16	4	4	8	8	
2003-04	Minnesota	NHL	59	11	15	26	20	5	2	0	1	127	--	--	--	--	--	
2004-05	HC Ajoie	Swiss-2	8	5	5	10	26	--	--	--	--	--	6	6	8	14	8	
2005-06	Minnesota	NHL	67	10	16	26	40	-10	4	0	2	151	--	--	--	--	--	
2006-07	Minnesota	NHL	48	10	3	13	38	-7	2	2	0	106	--	--	--	--	--	
	NY Rangers	NHL	6	1	0	1	0	-4	0	0	0	10	--	--	--	--	--	
2007-08	Atlanta	NHL	17	3	2	5	4	-6	0	0	1	40	4	1	2	3	4	
	Atlanta	NHL	62	10	5	15	24	-4	0	3	1	111	--	--	--	--	--	
	PITTSBURGH	NHL	16	2	10	12	8	4	0	0	0	30	20	2	5	7	18	
2008-09	PITTSBURGH	NHL	71	12	16	28	30	0	0	0	2	145	16	0	0	0	8	
NHL TOTALS			506	95	107	202	228	-15	18	7	11	1067	56	7	11	18	38	
PITTSBURGH TOTALS			87	14	26	40	38	4	0	0	2	175	36	2	5	7	26	

MARK EATON • 7



Position: D
Shoots: Left
Ht: 6-2
Wt: 204



DOB: 5/6/77
Birthplace: Wilmington, DE
Acquired: Signed by Penguins as a free agent on July 3, 2006.

pittsburghpenguins.com/markeaton

2008-09: Selected by the Pittsburgh chapter of Professional Hockey Writers Association as the Penguins' nominee for the 2009 Bill Masterton Memorial Trophy, awarded to the NHL player who "best exemplifies the qualities of perseverance, sportsmanship and dedication to hockey" after his successful return following two injury-plagued seasons ... Posted four goals and seven points in 24 postseason games, his first career playoff points ... His four postseason goals tied his highest regular-season output (twice, 2003-04; 2008-09) ... Third in NHL with 46 blocked shots in playoffs ... Best performance came in opening round Game 6 at Philadelphia when he scored a goal and was a plus-4 to help Penguins eliminate the Flyers ... Finished third on the team with 148 blocked shots during regular season ... Tied a career high with four goals to go with his five assists and nine points ... Scored first goal as a Penguin Dec. 3 at NY Rangers while playing in his 400th career game ... Played his 100th game as a Penguin Dec. 30 vs. Boston.

NHL CAREER: Steady defenseman has played in 452 games during nine-year NHL career with stops in Philadelphia, Nashville and Pittsburgh, amassing 20 goals, 42 assists, 62 points, 194 penalty minutes and a plus-14 rating ... Known for his capable defensive play ... Previous two seasons were cut short because of a knee (2007-08) and wrist injury (2006-07) ... Broke into the NHL with Philadelphia in 1999-00 and also played for Nashville before coming to Pittsburgh for the 2006-07 season ... Set career scoring highs with nine assists and 13 points in 75 games with Nashville in 2003-04.

INTERNATIONAL: Represented U.S. at World Championships in 2001 and 2002 ... Helped Team USA win Deutschland Cup in 2004 ... Participated in 2005 U.S. Olympic Ice Hockey Orientation Camp.

COLLEGE/JUNIOR: Named CCHA Rookie of the Year in only season at University of Notre Dame in 1997-98 ... Played two years of junior hockey for Waterloo of the United States Hockey League from 1995-97 ... Was second-team USHL All-Star in 1996-97.

PERSONAL: Native of Delaware ... Was first hockey player to be named Delaware's Athlete of the Year by Delaware Sportswriters and Broadcasters Association in 2000 ... Lists Phoenix as favorite road city and the Pepsi Center as favorite road arena ... Other favorites include: vacation spot – Maui; food – pizza; band – Kenny Chesney; movie – Gladiator ... Golf is favorite sport besides hockey ... He would like to meet Tiger Woods ... Spends the offseason in Rhode Island with his wife Dorrie and two daughters, Kylie and Adriana ... Signed through 2009-10.

CAREER VS. NHL

	GP	G	A	PTS	PIM
ANA	16	1	1	2	6
ATL	10	1	1	2	6
BOS	14	1	2	3	6
BUF	8	0	0	0	4
CGY	13	0	3	3	4
CAR	12	0	0	0	4
CHI	25	3	0	3	10
COL	17	0	5	5	6
CBJ	26	1	0	1	16
DAL	22	1	0	1	12
DET	23	2	1	3	14
EDM	13	0	5	5	10
FLA	9	1	0	1	4
LAK	16	0	2	2	8
MIN	18	1	1	2	0
MON	12	0	1	1	6
NSH	3	0	0	0	2
NJD	18	1	1	2	6
NYI	14	0	0	0	2
NYR	22	3	2	5	6
OTT	14	0	2	2	8
PHI	15	1	2	3	4
PHX	20	1	1	2	10
PIT	6	0	0	0	2
SJS	16	0	2	2	4
STL	21	0	2	2	8
TBL	11	1	1	2	0
TOR	13	0	3	3	8
VAN	13	1	3	4	8
WSH	12	0	1	1	10
Totals	452	20	42	62	194

CAREER HIGHS

Goals: 1 (20 times), 4/5/09 at FLA

Assists: 3 (1 time), 10/25/03 vs. COL

Points: 3 (1 time), 10/25/03 vs. COL (0+3)

SOG: 6 (1 time), 3/15/03 vs. STL

PIM: 4 (7 times), 3/20/09 vs. LA

table of
contents

team
information

players

2008-09
season

opponents

history

playoff
history

media
information

2009-10
schedule



CAREER STATISTICS

YEAR	TEAM	LEAGUE	REGULAR SEASON										PLAYOFFS					
			GP	G	A	PTS	PIM	+/-	PP	SH	GW	S	GP	G	A	PTS	PIM	
1995-96	Waterloo	USHL	50	4	21	25	--	--	--	--	--	--	--	--	--	--	--	--
1996-97	Waterloo	USHL	50	6	32	38	62	--	--	--	--	--	--	--	--	--	--	--
1997-98	Notre Dame	CCHA	41	12	17	29	32	--	--	--	--	--	--	--	--	--	--	--
1998-99	Philadelphia	AHL	74	9	27	36	38	--	--	--	--	--	16	4	8	12	0	
1999-00	Philadelphia	NHL	27	1	1	2	8	1	0	0	1	25	7	0	0	0	0	
	Philadelphia	AHL	47	9	17	26	6	--	--	--	--	--	--	--	--	--	--	
2000-01	Nashville	NHL	34	3	8	11	14	7	1	0	1	32	--	--	--	--	--	
	Milwaukee	AHL	34	3	12	15	27	--	--	--	--	--	--	--	--	--	--	
2001-02	Nashville	NHL	58	3	5	8	24	-12	0	0	0	52	--	--	--	--	--	
2002-03	Nashville	NHL	50	2	7	9	22	1	0	0	0	52	--	--	--	--	--	
	Nashville	AHL	3	1	0	1	2	--	--	--	--	--	--	--	--	--	--	
2003-04	Nashville	NHL	75	4	9	13	26	16	0	0	1	82	6	0	0	0	2	
2004-05	Grand Rapids	AHL	29	3	3	6	21	--	--	--	--	--	--	--	--	--	--	
2005-06	Nashville	NHL	69	3	1	4	44	-2	0	0	0	28	5	0	0	0	8	
2006-07	PITTSBURGH	NHL	35	0	3	3	16	-6	0	0	0	22	5	0	0	0	0	
2007-08	PITTSBURGH	NHL	36	0	3	3	4	6	0	0	0	28	--	--	--	--	--	
2008-09	PITTSBURGH	NHL	68	4	5	9	36	3	1	0	0	34	24	4	3	7	10	
NHL TOTALS			452	20	42	62	194	14	2	0	3	355	47	4	3	7	20	
PITTSBURGH TOTALS			139	4	11	15	56	3	1	0	0	84	29	4	3	7	10	

RUSLAN FEDOTENKO • 26



Position: LW

Shoots: Left

Ht: 6-2

Wt: 195

DOB: 1/18/79

Birthplace: Kiev, Ukraine

Acquired: Signed as a free agent on July 3, 2008.



pittsburghpenguins.com/ruslanfedotenko

2008-09: Posted 14 points (7+7) in 24 playoff games to finish fourth on the team in scoring en route to winning his second Stanley Cup championship ... Scored big goals in Games 3 and 4 against Carolina Hurricanes in sweep of Eastern Conference Finals ... Scored a goal in three consecutive postseason games - all wins for Pittsburgh - to help Penguins turn a 0-2 series deficit to Washington into a 3-2 series lead in the conference semifinals ... Finished first on team (tied) with a plus-9 rating and fourth with 59 hits ... During regular season, recorded his seventh 30-plus point season with 39, tying his second highest career total ... Scored 16 goals and set a new careers high with 23 assists and a plus-18 rating ... Plus-18 rating placed second on team ... Tied a career high with a five-game scoring streak (Dec. 8 - 18), posting seven points (3+4) ... Tallied 250th career point Dec. 8 vs. Buffalo and also tied a career high with two goals in the game ... Scored the game-winning overtime goal Nov. 11 at Detroit in regular-season rematch of 2008 Stanley Cup Final ... Scored his first goal for Pittsburgh Oct. 23 vs. Carolina ... Missed 15 games after breaking his hand in a fight with Colby Armstrong Jan. 6 vs. Atlanta.

NHL CAREER: Is an eight-year NHL veteran with 597 games played, 139 goals, 139 assists, 278 points, 369 penalty minutes and two Stanley Cup championships on his resume ... Also won NHL title with Tampa Bay in 2003-04, tying for Lightning team lead in goals during postseason (12) and scoring both goals in Cup-clinching 2-1 victory over Calgary in Game 7 ... Has played 77 career playoff games, recording 31 points (20+11) ... Has scored at least 16 goals in seven of his eight NHL seasons, including career-high 26 with Tampa Bay in 2005-06 ... Has recorded at least 32 points seven times with a career-high 41 in 2005-06 ... Signed as undrafted free agent by Philadelphia Flyers in 1999 and made NHL debut Oct. 24, 2000 vs. NY Rangers.

INTERNATIONAL: Played for his native Ukraine in 2006 Olympics, scoring one goal in one game vs. Switzerland.

JUNIOR: Played one season for Sioux City in United States Hockey League in 1998-99 ... Scored 43 goals and 77 points in 55 games with the Musketeers ... Led USHL in game-winning goals (9) and finished second in goals and points.

PERSONAL: Lists St. Pete Times Forum as favorite road arena and Chicago as favorite road city ... Other favorites include: vactation spot - Lake Como, Italy; restaurant - Charley's Steakhouse; band - U2; movie - Gladiator; favorite sport other than hockey - golf ... Would like to meet Tiger Woods ... He and his wife, Debbie, have three children, Kyle, Derek and Larkin ... Family resides in Wisconsin during the offseason ... Signed through 2009-10.

CAREER VS. NHL

	GP	G	A	PTS	PIM
ANA	6	2	0	2	0
ATL	42	9	13	22	41
BOS	29	8	6	14	10
BUF	30	8	13	21	26
CGY	7	2	4	6	8
CAR	39	14	6	20	20
CHI	8	2	2	4	10
COL	8	2	2	4	2
CBJ	8	1	2	3	4
DAL	8	1	3	4	2
DET	6	1	0	1	0
EDM	8	2	2	4	2
FLA	41	6	8	14	46
LAK	7	3	0	3	2
MIN	8	1	0	1	10
MON	28	5	11	16	12
NSH	7	1	1	2	0
NJD	37	5	5	10	22
NYI	30	5	9	14	20
NYR	36	6	8	14	30
OTT	29	4	4	8	12
PHI	27	11	7	18	14
PHX	9	1	4	5	0
PIT	32	8	13	21	16
SJS	9	3	0	3	8
STL	8	4	0	4	4
TBL	13	6	1	7	7
TOR	29	7	5	12	17
VAN	7	1	1	2	8
WSH	41	10	9	19	16
Totals	597	139	139	278	369

CAREER HIGHS

Goals: 2 (9 times), 2/21/09 at PHI

Assists: 3 (2 times), 2/12/04 vs. MTL

Points: 3 (9 times), 3/28/09 vs, NYR (1+2)

SOG: 7 (1 time), 10/26/06 vs. CAR

PIM: 15 (1 time), 12/27/00 at FLA

table of
contents

team
information

players

2008-09
season

opponents

history

playoff
history

media
information


2009-10
schedule



CAREER STATISTICS

YEAR	TEAM	LEAGUE	REGULAR SEASON										PLAYOFFS					
			GP	G	A	PTS	PIM	+/-	PP	SH	GW	S	GP	G	A	PTS	PIM	
1995-96	Kiev 2	EEHL	33	9	11	20	12	--	--	--	--	--	--	--	--	--	--	--
	Kiev	CIS	2	0	0	0	0	--	--	--	--	--	--	--	--	--	--	--
1996-97	TPS U18	Fin-U18	3	3	2	5	2	--	--	--	--	--	--	--	--	--	--	--
	TPS Jr.	Fin-Jr.	11	1	1	2	2	--	--	--	--	--	--	--	--	--	--	--
	Kiekko-67	Finland-2	22	4	3	7	16	--	--	--	--	--	--	--	--	--	--	--
	Kiekko Turku	Finland-3	--	--	--	--	--	--	--	--	--	--	--	3	1	0	1	2
1997-98	Melfort	SJHL	68	35	31	66	55	--	--	--	--	--	--	--	--	--	--	--
1998-99	Sioux City	USHL	55	43	34	77	139	--	--	--	--	--	5	5	1	6	9	
1999-00	Trenton	ECHL	8	5	3	8	9	7	1	0	0	31	--	--	--	--	--	
1999-00	Philadelphia	AHL	67	16	34	50	42	24	3	1	4	139	2	0	0	0	0	
2000-01	Philadelphia	NHL	74	16	20	36	72	8	3	0	4	119	6	0	1	1	4	
	Philadelphia	AHL	8	1	0	1	8	2	0	0	0	18	--	--	--	--	--	
2001-02	Philadelphia	NHL	78	17	9	26	43	15	0	1	3	121	5	1	0	1	2	
	Ukraine	Olympics	1	1	0	1	4	--	--	--	--	--	--	--	--	--	--	
2002-03	Tampa Bay	NHL	76	19	13	32	44	-7	6	0	6	114	11	0	1	1	2	
2003-04	Tampa Bay	NHL	77	17	22	39	30	14	0	0	3	116	22	12	2	14	14	
2004-05	Did Not Play																	
2005-06	Tampa Bay	NHL	80	26	15	41	44	-4	4	0	6	164	5	0	0	0	20	
2006-07	Tampa Bay	NHL	80	12	20	32	52	-3	2	0	1	154	4	0	0	0	4	
2007-08	NY Islanders	NHL	67	16	17	33	40	-9	8	0	2	121	--	--	--	--	--	
2008-09	PITTSBURGH	NHL	65	16	23	39	44	18	1	0	3	117	24	7	7	14	4	
NHL TOTALS			597	139	139	278	369	32	24	1	28	1026	77	20	11	31	50	
PITTSBURGH TOTALS			65	16	23	39	44	18	1	0	3	117	24	7	7	14	4	

MARC-ANDRE FLEURY • 29



Position: G
Catches: Left

Ht: 6-2

Wt: 180

DOB: 11/28/84

Birthplace: Sorel, PQ

Acquired: Drafted by Penguins in the first round (1st overall) in the 2003 Entry Draft.



pittsburghpenguins.com/marcandrefleury

2008-09: Backstopped his team to Stanley Cup championship after posting a 16-8 record, 2.61 goals-against average and .908 save percentage in 24 postseason games ... Posted a 2.25 goals-against average and .924 save percentage in four-game sweep of Carolina Hurricanes in Eastern Conference Finals ... Came up with critical saves throughout postseason, including stopping Alex Ovechkin on a breakaway shot early in conference semifinals Game 7 in Washington, a Dan Cleary breakaway shot in Game 6 of the Stanley Cup Final and blanking future Hall of Famer Nicklas Lidstrom with one second left in Game 7 to preserve the Stanley Cup clinching victory ... Made 45 saves in Game 4 at Philadelphia in Penguins' 3-1 victory ... Notched a 35-18-7 record with a 2.67 goals-against average, .912 save percentage and four shutouts in regular season ... His 35 wins ranked sixth in the NHL and are the third highest single-season total in Penguins' history ... Tied a career high by posting seven consecutive victories from Feb. 25 to March 10 (previously done twice) ... Started 29 of team's final 31 regular-season games, including 19 consecutive (Feb. 3 - March 14), going 19-6-4 to help team earn a postseason berth ... Second on the Penguins' all-time wins list with 111 after surpassing Ken Wregget (104) March 17 vs. Atlanta ... Notched his 100th career victory March 1 at Dallas ... Recorded his 12th career shutout Dec. 26 at New Jersey to move into second place in franchise history ... Went 9-1-2 with a 1.87 goals-against average and .930 save percentage in March ... Named NHL's "Second Star" for week of March 2-8 after stopping 92 of 97 shots to go 3-0-0 with a 1.63 GAA and .943 save percentage ... Set a new career single-game high with 47 saves Oct. 11 vs. New Jersey ... Played his 200th career game on Jan. 13 game against Philadelphia.

NHL CAREER: Former No. 1-overall pick (2003) helped Penguins win Stanley Cup championship in fourth full NHL season ... Quick, agile and athletic goaltender places second on the Penguins' all-time wins list with 111 and shutouts with 15 ... In 2008 playoffs, led all goaltenders in save percentage (.933), tied for first in wins (14) and finished second in GAA (1.97) ... Posted three playoff shutouts, included clinching game against Philadelphia in Eastern Conference Finals (6-0) ... Stopped 55 of 58 shots in triple-overtime victory over Red Wings in Game 5 of Stanley Cup Final at Detroit ... Pressure goaltender is 5-1 lifetime in overtime games in the playoffs ... After challenging start with rebuilding franchise, went 94-44-18 from 2006-09, including career-high 40 wins in 2006-07 ... His 40 wins are the second-highest single-season total in Penguins' history, behind only Tom Barrasso's 43 in 1992-93 ... Holds club goaltending record for most games played in a single season (67 in 2006-07) ... Made NHL debut in 2003-04 as 18-year-old playing for last-place team ... In first NHL game Oct. 10, 2003 vs. Los Angeles, he stopped 46 of 48 shots, including a penalty shot, in 3-0 loss ... Was NHL Rookie of the Month in October, 2003.

INTERNATIONAL: Invited to Canada's National Men's Team orientation camp for 2010 Olympic Games ... Played for Team Canada at World Junior Championships in 2003 and 2004, earning two silver medals ... Was 4-1 with 1.57 GAA in 2003 and 4-1 with 1.81 GAA in 2004 ... Team Canada teammates included Sidney Crosby and Max Talbot.

CAREER VS. NHL

	GP	MP	GA	GAA	REC
ANA	2	120	5	2.5	2-0-0
ATL	10	595	23	2.32	7-3-0
BOS	8	468	21	2.69	3-2-2
BUF	8	490	25	3.05	4-2-2
CGY	3	124	3	1.44	1-1-0
CAR	8	383	17	2.66	2-3-2
CHI	4	246	12	2.93	3-1-0
COL	3	136	9	3.94	1-1-0
CBJ	4	224	9	2.41	2-0-1
DAL	3	185	5	1.62	3-0-0
DET	5	302	17	3.38	2-3-0
EDM	4	239	13	3.26	2-2-0
FLA	8	392	23	3.52	3-5-0
LAK	3	182	6	1.98	2-1-0
MIN	2	78	7	5.32	0-2-0
MON	13	742	48	3.88	6-5-1
NSH	3	157	6	2.31	1-2-0
NJD	22	1297	54	2.5	8-10-4
NYI	15	916	41	2.69	8-4-3
NYR	25	1521	69	2.72	12-8-5
OTT	11	564	40	4.25	3-5-1
PHI	23	1332	59	2.66	15-6-0
PHX	2	120	4	2	1-1-0
PIT	-	-	-	-	-
SJS	2	124	4	1.94	1-1-0
STL	3	145	8	3.31	1-2-0
TBL	15	839	37	2.65	5-5-3
TOR	13	690	36	3.13	5-5-2
VAN	2	119	8	4.03	0-2-0
WSH	11	640	31	2.9	8-3-0
Totals	235	13367	640	2.87	111-85-26

CAREER HIGHS

Shots faced: 51 (1 time), 1/28/06 at NYR

Saves: 47 (1 time), 10/11/08 vs NJ

Shutouts: 15, last 3/25/09 vs. CGY

Win streak: 7 (2 times), last 2/25/09-3/10/09

Shutout streak: 136:33, 10/20/07-10/25/07

table of
contents

team
information

players

2008-09
season

opponents

history

playoff
history

media
information

2009-10
schedule



JUNIOR: Played three full seasons for Cape Breton of Quebec Major Junior Hockey League from 2000-03 and part of a fourth year after making pro debut in 2003-04 ... Best statistical season was 2001-02 when he went 26-14-9 with 2.78 GAA ... In 10-game stint in 2003-04 went 8-1-1 with 1.98 GAA.


PERSONAL: Nickname "Flower" ... Lists Martin Brodeur and Patrick Roy as hockey idols ... Montreal is favorite road city and

Madison Square Garden is his favorite road arena ... Other favorites: food – French pancakes and poutine; restaurant – Ruth's Chris Steakhouse; vacation spot – St. Maarten; band – Nickelback; ... Lists tennis as favorite sport other than hockey ... Would like to meet Will Ferrell for a good laugh ... Signed through 2014-15.

CAREER STATISTICS

YEAR	TEAM	LEAGUE	REGULAR SEASON								PLAYOFFS					
			GP	W	L	T	MIN	GA	SO	GAA	GP	W-L	MIN	GA	SO	GAA
1999-00	Char-Lem.	QAAA	15	4	9	0	780	36	1	2.77	--	--	--	--	--	--
2000-01	Cape Breton	QMJHL	35	12	13	2	1705	115	0	4.05	2	0-1	32	4	0	7.50
2001-02	Cape Breton	QMJHL	55	26	14	8	3043	141	2	2.78	16	9-7	1003	55	0	3.29
2002-03	Cape Breton	QMJHL	51	17	24	6	2889	162	2	3.36	4	0-4	228	17	0	4.47
	Canada	WJC	5	4	1	0	267	7	1	1.57	--	--	--	--	--	--
2003-04	PITTSBURGH	NHL	21	4	14	2	1154	70	1	3.64	--	--	--	--	--	--
	Canada	WJC	5	4	1	0	199	0	1	1.81	--	--	--	--	--	--
	Cape Breton	QMJHL	10	8	1	1	606	20	0	1.98	4	1-3	251	13	0	3.10
	Wilkes-Barre	AHL	--	--	--	--	--	--	--	--	2	0-1	92	6	0	3.90
2004-05	Wilkes-Barre	AHL	54	26	19	4	3029	127	5	2.52	4	0-2	151	11	0	4.36
2005-06	PITTSBURGH	NHL	50	13	27	6	2809	152	1	3.25	--	--	--	--	--	--
	Wilkes-Barre	AHL	12	10	2	0	727	19	0	1.57	5	2-3	311	18	0	3.48
2006-07	PITTSBURGH	NHL	67	40	16	9	3,905	184	5	2.83	5	1-4	287	18	0	3.76
2007-08	PITTSBURGH	NHL	35	19	10	2	1,858	72	4	2.33	20	14-6	1,251	41	3	1.97
	Wilkes-Barre	AHL	5	3	2	0	297	7	0	1.42	--	--	--	--	--	--
2008-09	PITTSBURGH	NHL	62	35	18	7	3640	162	4	2.67	24	16-8	1,447	63	0	2.61
PIT/NHL TOTALS			235	111	85	26	13,367	640	15	2.87	42	31-18	2,985	122	3	2.45

ERIC GODARD • 28

**Position:** RW**Shoots:** Right**Ht:** 6-4**Wt:** 214**DOB:** 3/7/80**Birthplace:** Vernon, BC**Acquired:** Signed as a free agent on July 1, 2008.
pittsburghpenguins.com/ericgodard

2008-09: Hard-nosed winger collected four points (2+2) and 171 penalty minutes in his first season with Pittsburgh ... His 171 penalty minutes tied a career high and ranked eighth in the NHL ... Voted by his teammates as the "Player's Player" award winner as the player that best exemplifies leadership and dedication to teamwork ... Notched first point with Pittsburgh Oct. 14 vs. Philadelphia (assist) ... Tallied first goal as a Penguin Dec. 13 at Philadelphia ... Made his Penguins' debut Oct. 4 against Ottawa (Stockholm, Sweden) ... Appeared in his 250th career contest Feb. 11 vs. San Jose ... Named the team's Edward J. DeBartolo "Community Service" Award winner for his exceptional effort and time committed to community and charity projects.

NHL CAREER: Rugged winger compiled 652 penalty minutes in 271 career NHL games with NY Islanders, Calgary and Pittsburgh ... Played career-high 74 games with Calgary Flames in 2007-08 and registered career-high 171 penalty minutes (since tied) ... Also appeared in five playoff games with Flames ... Made NHL debut with NY Islanders vs. Philadelphia on Oct. 17, 2002 ... Recorded first NHL point with an assist Nov. 20, 2003 vs. Tampa Bay ... Scored first NHL goal Dec. 19, 2005 vs. Toronto.

JUNIOR: Played three seasons for Lethbridge of Western Hockey League from 1997-00, tallying 15 points (5+10) with 549 penalty minutes in 133 games ... Led WHL in penalty minutes with 310 in 1999-00.

PERSONAL: Lists General Motors Place as favorite road arena and Nashville as favorite city to visit on the road ... Other favorites include: food – fried peanut butter and banana sandwiches; movie – Touching the Void and The Union; vacation spot – St. Lucia ... Signed through 2010-11.

CAREER VS. NHL

	GP	G	A	PTS	PIM
ANA	6	0	0	0	17
ATL	13	0	0	0	53
BOS	7	0	0	0	17
BUF	14	0	0	0	21
CGY	3	0	0	0	5
CAR	7	1	1	2	11
CHI	7	0	0	0	2
COL	13	0	1	1	51
CBJ	9	0	0	0	43
DAL	6	0	0	0	0
DET	7	0	0	0	2
EDM	13	0	1	1	46
FLA	8	0	0	0	28
LAK	5	0	0	0	2
MIN	12	0	0	0	36
MON	8	0	0	0	14
NSH	8	1	0	1	5
NJD	11	0	0	0	22
NYI	6	0	1	1	9
NYR	17	0	0	0	46
OTT	9	1	0	1	26
PHI	16	1	1	2	54
PHX	5	0	0	0	0
PIT	7	0	0	0	5
SJS	6	0	0	0	27
STL	7	0	1	1	10
TBL	13	0	1	1	29
TOR	11	1	0	1	54
VAN	9	0	0	0	8
WSH	8	0	0	0	9
Totals	271	5	7	12	652

CAREER HIGHS

Goals: 1 (5 times), 3/14/09 vs. OTT**Assists:** 1 (7 times), 4/9/09 vs. NYI**Points:** 1 (12 times), 4/9/09 vs. NYI (0+1)**SOG:** 4 (1 time), 11/24/07 at COL**PIM:** 27 (2 times), 2/4/08 at EDMtable of
contentsteam
information

players

2008-09
season

opponents

history


playoff
historymedia
information2009-10
schedule



CAREER STATISTICS

YEAR	TEAM	LEAGUE	REGULAR SEASON										PLAYOFFS				
			GP	G	A	PTS	PIM	+/-	PP	SH	GW	S	GP	G	A	PTS	PIM
1997-98	Lethbridge	WHL	7	0	0	0	26	--	--	--	--	--	2	0	0	0	0
1998-99	Lethbridge	WHL	66	2	5	7	213	--	--	--	--	--	4	0	0	0	14
1999-00	Lethbridge	WHL	60	3	5	8	310	-15	1	0	0	--	--	--	--	--	
1999-00	Louisville	AHL	4	0	1	1	2	16	0	0	0	1	--	--	--	--	--
2000-01	Louisville	AHL	45	0	0	0	132	-8	0	0	0	5	--	--	--	--	--
2001-02	Bridgeport	AHL	67	1	4	5	198	1	0	0	1	--	20	0	4	4	30
2002-03	NY Islanders	NHL	19	0	0	0	48	-3	0	0	0	6	2	0	1	1	4
2002-03	Bridgeport	AHL	46	2	2	4	199	-10	2	0	1	37	6	0	0	0	16
2003-04	NY Islanders	NHL	31	0	1	1	97	-2	0	0	0	5	--	--	--	--	--
2003-04	Bridgeport	AHL	7	0	0	0	13	-2	0	0	0	--	--	--	--	--	--
2004-05	Bridgeport	AHL	75	7	11	18	295	-10	2	0	0	--	--	--	--	--	--
2005-06	NY Islanders	NHL	57	2	2	4	115	-2	0	0	0	17	--	--	--	--	--
2006-07	Calgary	NHL	19	0	1	1	50	0	0	0	0	3	--	--	--	--	--
2006-07	Omaha	AHL	36	5	4	9	94	-2	0	1	2	--	--	--	--	--	--
2007-08	Calgary	NHL	74	1	1	2	171	-8	0	0	1	14	5	0	0	0	2
2008-09	PITTSBURGH	NHL	71	2	2	4	171	-3	0	0	0	20	--	--	--	--	--
NHL TOTALS			271	5	7	12	652	-18	0	0	1	65	7	0	1	1	6
PITTSBURGH TOTALS			71	2	2	4	171	-3	0	0	0	20	--	--	--	--	--

ALEX GOLIGOSKI • 3

**Position:** D**Shoots:** Left**Ht:** 5-11**Wt:** 180**DOB:** 7/30/85**Birthplace:** Grand Rapids, MN**Acquired:** Selected by Penguins in second round (61st overall) of 2004 Entry Draft.

pittsburghpenguins.com/alexgoligoski

2008-09: Spent the first half of the season with Pittsburgh, playing 45 games and recording six goals, 14 assists, 20 points, four power-play goals and a plus-5 rating as a rookie blueliner ... Among NHL rookie defenseman, finished first in power-play goals, second in total goals, third in points, third in assists and fifth in plus-minus, all despite playing only 45 games ... Saw action in two postseason games ... Played in his first-career NHL playoff game May 9 at Washington in conference semifinals ... Notched first-career postseason point (assist) in Game 6 vs. Washington ... Notched a career-high three-point game (2+1) Dec. 22 at Buffalo ... Had a career-high four-game scoring streak, posting four points (1+3) from Nov. 1-11 ... Notched three multi-point games ... Recorded his first NHL goal (and first power-play tally) Oct. 5 vs. Ottawa in Stockholm, Sweden ... Tallied first shootout goal Nov. 13 vs. Philadelphia ... Was re-assigned to Wilkes-Barre/Scranton March 7 ... Notched 18 points (2+16) in 26 games in the AHL ... Added six postseason points (1+5) in nine contests.

PRO CAREER: Penguins' second-round pick (61st overall) in 2004 ... Compiled 22 points (6+16) in 48 career NHL games over the past two seasons ... Spent majority of 2008-09 campaign with Pittsburgh ... Played first three NHL games in 2007-08, recording two assists ... Made NHL debut Feb. 13 vs. Boston and scored first NHL point (an assist) March 1 vs. Ottawa ... Had outstanding season as AHL rookie and helped lead Wilkes-Barre/Scranton to Calder Cup Final ... Set new AHL records for points in a playoff season by a defenseman with 28 (4+24) ... Broke the record set by former WBS defenseman Chris Kelleher in 2001 ... His 28 points ranked second overall in AHL playoff scoring ... Tied AHL record for points in a playoff season by a rookie, set by Mike Sillinger of Adirondack in 1989 ... Set team record with eight-game point streak in playoffs ... In regular season, had 38 points (10+28) with plus-15 rating in 70 games ... Tied team record with four assists Dec. 31 vs. Norfolk ... Named to AHL's Planet USA All-Star team.

COLLEGE: Played three seasons as standout defenseman for University of Minnesota ... Named First-Team All-American, First Team All-WCHA and WCHA Defensive Player of the Year as a junior in 2006-07 ... Had 39 points (9+30) in 44 games as a junior ... Ranked second in the nation in scoring among defensemen ... Named Third-Team All-American and Second Team All-WCHA as junior in 2005-06 ... Named to All-WCHA Rookie Team as a freshman in 2004-05.

INTERNATIONAL: Played for U.S. at 2005 World Junior Championships.

PERSONAL: Originally wore No. 13 but respectfully gave his number to Bill Guerin after the Penguins traded for the veteran winger ... As senior at Grand Rapids (Minn.) High School in 2004 was All-State selection and finalist for Mr. Hockey award in Minnesota ... Signed through 2011-12.

CAREER VS. NHL

	GP	G	A	PTS	PIM
ANA	1	0	0	0	2
ATL	3	0	1	1	2
BOS	4	0	1	1	4
BUF	4	3	2	5	2
CGY	-	-	-	-	-
CAR	2	0	1	1	0
CHI	-	-	-	-	-
COL	-	-	-	-	-
CBJ	-	-	-	-	-
DAL	-	-	-	-	-
DET	1	0	1	1	2
EDM	1	0	1	1	0
FLA	2	0	0	0	0
LAK	-	-	-	-	-
MIN	1	0	0	0	0
MON	2	0	1	1	0
NSH	1	0	0	0	0
NJD	4	0	0	0	0
NYI	3	0	3	3	2
NYR	2	0	1	1	0
OTT	3	1	1	2	0
PHI	4	0	1	1	0
PHX	1	0	0	0	0
PIT	-	-	-	-	-
SJS	1	0	0	0	0
STL	1	1	0	1	0
TBL	1	0	0	0	0
TOR	3	0	1	1	4
VAN	1	0	1	1	0
WSH	2	1	0	1	0
Totals	48	6	16	22	18

CAREER HIGHS

Goals: 2 (1 time), 12/22/08 at BUF**Assists:** 2 (1 time), 12/11/08 vs. NYI**Points:** 3 (1 time), 12/22/08 at BUF (2+1)**SOG:** 4 (2 times), 11/13/08 vs. PHI**PIM:** 4 (1 time), 10/18/08 vs. TORtable of
contentsteam
information

players

2008-09
season

opponents

history

playoff
historymedia
information2009-10
schedule




CAREER STATISTICS

YEAR	TEAM	LEAGUE	REGULAR SEASON										PLAYOFFS					
			GP	G	A	PTS	PIM	+/-	PP	SH	GW	S	GP	G	A	PTS	PIM	
2003-04	Grand Rapids	USHS	26	25	31	56	16	--	--	--	--	--	--	--	--	--	--	--
2004-05	Minnesota	WCHA	32	5	15	20	44	--	3	0	0	--	--	--	--	--	--	
2005-06	Minnesota	WCHA	41	11	28	39	63	--	4	0	1	--	--	--	--	--	--	
2006-07	Minnesota	WCHA	44	9	30	39	51	--	5	0	3	--	--	--	--	--	--	
2007-08	PITTSBURGH	NHL	3	0	2	2	2	2	0	0	0	2	--	--	--	--	--	
	Wilkes-Barre	AHL	70	10	28	38	53	15	7	0	4	127	23	4	24	28	18	
2008-09	PITTSBURGH	NHL	45	6	14	20	16	5	4	0	0	61	2	0	1	1	0	
	Wilkes-Barre	AHL	26	2	16	18	16	-1	1	0	0	52	9	1	5	6	10	
PIT/NHL TOTALS			48	6	16	22	18	7	4	0	0	63	2	0	1	1	0	

[table of contents](#)
[team information](#)
[players](#)
[2008-09 season](#)
[opponents](#)
[history](#)
[playoff history](#)
[media information](#)
[2009-10 schedule](#)

SERGEI GONCHAR • 55



Position: D

Shoots: Left

Ht: 6-2

Wt: 211

DOB: 4/13/74

Birthplace: Chelyabinsk, Russia

Acquired: Signed by the Penguins as a free agent on Aug. 3, 2005.



pittsburghpenguins.com/sergeigonchar

2008-09: Penguins' blue line leader finished second among NHL defensemen with 14 postseason points and 11 assists ... Missed two games in conference semifinals (Games 5 and 6) after suffering a knee-to-knee collision with Alex Ovechkin ... Returned in crucial Game 7 with a gutsy performance; Playing through pain, he assisted on Pittsburgh's opening goal as the Penguins won the game to advance to the Eastern Conference Finals ... Notched a point in six straight games from Apr. 25 - May 13, including all five contests he appeared in during the second round ... Posted 19 points (6+13) in 25 regular-season games ... Missed season's first 56 games after dislocating his left shoulder in a preseason game against Tampa Bay Sept. 20 ... Made season debut Feb. 14 at Toronto ... Went scoreless in first game back and then posted a six-game scoring streak (2+5) from Feb. 16-27, his longest streak as a Penguin ... Led team in ice time per game with 25:11 minutes ... Despite low number of games played in regular season, still finished fifth on team in power-play points (13) ... Tied a career high with three assists March 17 vs. Atlanta, adding a goal for a four-point game ... Tallied his 200th point as a Penguin with an assist March 15 vs. Boston.

NHL CAREER: Gifted defenseman has amassed 191 goals, 443 assists, 634 points, 86 power-play goals, 247 power-play assists and a plus-58 rating in his 14-year NHL career with stops in Washington, Boston and Pittsburgh ... Confirmed status as one of NHL's elite defenseman in 2007-08, finishing second in scoring among NHL defensemen for second straight year with 65 points (12+53) and tied for second among defensemen in playoffs with 14 points (1+13) ... Tied playoff career high with three assists in Game 2 of Eastern Conference Finals vs. Philadelphia and assisted on triple-overtime game-winner in Game 5 of Stanley Cup Final vs. Detroit ... Finished fourth in voting for Norris Trophy as NHL's best defenseman behind Nicklas Lidstrom, Dion Phaneuf and Zdeno Chara ... Has scored at least 50 points in eight seasons ... Named to All-Star Team four times ... Broke into the NHL with Washington in 1994-95 and played 10 seasons with the Capitals from 1994-2004 ... Played in Stanley Cup Final with Washington in 1998 ... Established career highs with 26 goals in 2001-02 and 67 points in 2002-03 ... Set career high with 54 assists and tied career mark with 67 points in 2006-07 with Penguins ... His 67 points were the most by a Penguins defenseman since Larry Murphy had 73 in 1993-94.

INTERNATIONAL: Invited to Russian National Team orientation camp for the 2010 Olympics ... Won two Olympic medals with Russia previously – silver in 1998 and bronze in 2002 ... Also represented Russia in two World Championships (2000 and 2007), two World Cups (1996, 2005), one World Junior Championship (1993) and one European Junior Championship (1992) ... Has seven points (3+4) in eight career World Cup games ... Played with Magnitogorsk in Russian league during 2004-05 lockout, recording 19 points (2+17) in 40 games ... Was Magnitogorsk teammate of Evgeni Malkin ... Played three seasons in Russian league from 1991-94, one for Traktor Chelyabinsk and two for Dynamo Moscow, before coming to North America.

PERSONAL: Nicknames – "Gonch" and "Sarge" ... Lists Viacheslav Fetisov and Paul

CAREER VS. NHL

	GP	G	A	PTS	PIM
ANA	15	2	3	5	14
ATL	37	11	24	35	30
BOS	47	7	18	25	42
BUF	40	3	13	16	16
CGY	15	7	3	10	18
CAR	48	7	25	32	38
CHI	16	4	9	13	8
COL	17	3	6	9	12
CBJ	8	6	7	13	10
DAL	15	0	4	4	19
DET	15	2	5	7	8
EDM	14	1	3	4	10
FLA	55	10	28	38	36
LAK	17	5	7	12	8
MIN	9	2	4	6	2
MON	51	11	26	37	54
NSH	12	2	4	6	8
NJD	62	9	31	40	54
NYI	60	14	32	46	40
NYR	62	12	32	44	48
OTT	48	9	25	34	42
PHI	60	14	32	46	78
PHX	16	3	9	12	14
PIT	33	7	13	20	24
SJS	17	9	3	12	10
STL	16	4	3	7	22
TBL	58	12	27	39	54
TOR	38	10	29	39	48
VAN	13	1	4	5	12
WSH	15	4	14	18	14
Totals	929	191	443	634	793

CAREER HIGHS

Goals: 3 (1 time), 1/4/00 vs. MTL

Assists: 3 (15 times), 3/17/09 vs. ATL

Points: 5 (1 time), 12/13/06 vs. PHI (2+3)

SOG: 12 (1 time), 2/4/06 vs. NYI

PIM: 10 (1 time), 3/9/98 vs. CGY

Hat Tricks: 1, 1/4/00 vs. MTL (3G)

table of
contents

team
information

players

2008-09
season

opponents

history

playoff
history

media
information

2009-10
schedule


Coffey as hockey idols ... Most memorable hockey moments include 2009 Stanley Cup championship and 1998 Olympic silver medal ... New York is favorite road city and Air Canada Centre in Toronto is favorite road arena ... Other favorites include: vacation spot – Miami and southern France; food – sushi; band – Queen; movie – Get Shorty ... Favorite sport other than hockey is tennis ... Lists Michael Jordan as the person he would like to meet ... Sergei and his wife, Ksenia, have two daughters, Natalie and Victoria ... Signed through 2009-10



CAREER STATISTICS

YEAR	TEAM	LEAGUE	REGULAR SEASON										PLAYOFFS					
			GP	G	A	PTS	PIM	+/-	PP	SH	GW	S	GP	G	A	PTS	PIM	
1991-92	Chelyabinsk	CIS	31	1	0	1	6	--	--	--	--	--	--	--	--	--	--	--
	Soviet Union	EJC	6	1	4	5	8	--	--	--	--	--	--	--	--	--	--	--
1992-93	Dyn. Moscow	CIS	31	1	3	4	70	--	--	--	--	--	10	0	0	0	12	
	Russia	WJC	7	0	2	2	10	--	--	--	--	--	--	--	--	--	--	
1993-94	Dyn. Moscow	CIS	44	4	5	9	36	--	--	--	--	--	10	0	3	3	14	
	Portland	AHL	--	--	--	--	--	--	--	--	--	--	2	0	0	0	0	
1994-95	Portland	AHL	61	10	32	42	67	--	--	--	--	--	--	--	--	--	--	
	Washington	NHL	31	2	5	7	22	4	0	0	0	38	7	2	2	4	2	
1995-96	Washington	NHL	78	15	26	41	60	25	4	0	4	139	6	2	4	6	4	
	Russia	WCup	4	2	2	4	2	--	--	--	--	--	--	--	--	--	--	
1996-97	Washington	NHL	57	13	17	30	36	-11	3	0	3	129	--	--	--	--	--	
1997-98	L. Togliatti	Rus	7	3	2	5	4	--	--	--	--	--	--	--	--	--	--	
	L. Togliatti	EuroHL	1	1	0	1	2	--	--	--	--	--	--	--	--	--	--	
	Washington	NHL	72	5	16	21	66	2	2	0	0	134	21	7	4	11	30	
	Russia	Olympics	6	0	2	2	0	--	--	--	--	--	--	--	--	--	--	
1998-99	Washington	NHL	53	21	10	31	57	1	13	1	3	180	--	--	--	--	--	
1999-00	Washington	NHL	73	18	36	54	52	26	5	0	3	181	5	1	0	1	6	
	Russia	WC	6	1	0	1	2	--	--	--	--	--	--	--	--	--	--	
2000-01	Washington	NHL	76	19	38	57	70	12	8	0	2	241	6	1	3	4	2	
2001-02	Washington	NHL	76	26	33	59	58	-1	7	0	2	216	--	--	--	--	--	
	Russia	Olympics	6	0	0	0	2	--	--	--	--	--	--	--	--	--	--	
2002-03	Washington	NHL	82	18	49	67	52	13	7	0	2	224	6	0	5	5	4	
2003-04	Washington	NHL	56	7	42	49	44	-20	4	0	0	127	--	--	--	--	--	
	Boston	NHL	15	4	5	9	12	6	2	0	0	34	7	1	4	5	4	
2004-05	Metallurg	Rus	40	2	17	19	54	--	--	--	--	--	4	1	1	2	6	
	Russia	WCup	4	1	2	3	6	--	--	--	--	--	--	--	--	--	--	
2005-06	PITTSBURGH	NHL	75	12	46	58	100	-13	8	0	2	192	--	--	--	--	--	
	Russia	Olympics	8	0	2	2	8	-2	0	0	0	13	--	--	--	--	--	
2006-07	PITTSBURGH	NHL	82	13	54	67	72	-5	10	1	3	191	5	1	3	4	2	
	Russia	WC	9	1	4	5	4	4	0	0	--	20	--	--	--	--	--	
2007-08	PITTSBURGH	NHL	78	12	53	65	66	13	8	0	2	173	20	1	13	14	8	
2008-09	PITTSBURGH	NHL	25	6	13	19	26	6	5	0	1	71	22	3	11	14	12	
NHL TOTALS			929	191	443	634	793	58	86	2	27	2270	105	19	49	68	74	
PITTSBURGH TOTALS			260	43	166	209	264	1	31	1	8	627	47	5	27	32	22	

BILL GUERIN • 13



Position: RW

Shoots: Right

Ht: 6-2

Wt: 220

DOB: 11/9/70

Birthplace: Worcester, MA

Acquired: From NY Islanders on March 4 for 2009 third-round draft pick.



pittsburghpenguins.com/billguerin

2008-09: Ranked third on the team with 15 postseason points (7+8) and with a plus-8 rating ... His 15 postseason points set a new career high and seven goals tied a career high (1998 with Edmonton) ... Posted five points (2+3) in four-game sweep of Carolina Hurricanes in Eastern Conference Finals ... Tallied two goals, including the overtime game-winner, in opening round Game 2 vs. Philadelphia ... Scored the game-winning goal in Game 7 at Washington in conference semifinals ... Totaled 48 points with 21 goals and 27 assists during the regular season with Pittsburgh and NY Islanders ... After being acquired by Pittsburgh at NHL traded deadline, notched 12 points (5+7) in 17 games for Penguins, including his 20th goal of the season April 1 vs. New Jersey ... Become the eighth U.S.-born player to join the 400/400 club in goals and assists ... Recorded his 400th career assist March 10 vs. Florida ... Netted his 400th NHL goal Dec. 26 vs. Toronto as a member of the Islanders ... Became 79th NHL player to reach 400 career goals ... Registered his 800th career point March 5 at Florida, the 14th U.S.-born player to reach the milestone.

NHL CAREER: Veteran winger has played in 1,185 games over 16 NHL seasons with New Jersey, Edmonton, Boston, Dallas, St. Louis, San Jose, NY Islanders and Pittsburgh ... Compiled 408 goals and 403 assists for 811 points, the eighth U.S.-born player to reach the 400/400 club ... Has appeared in 129 playoff games, netting 35 goals, 65 points and two Stanley Cup championships with Pittsburgh (2009) and New Jersey (1995) ... Scored a career-high 41 goals with Boston in 2001-02 season and has tallied 30-plus goals five times in his career ... Was New Jersey's first-round pick (fifth overall) in the 1989 NHL Entry Draft.

INTERNATIONAL: Played in six games for United States at 2006 Olympic Winter Games in Torino, Italy, registering one goal ... Skated in five games with Team USA at 2004 World Cup, finishing first on the team in plus-minus (+6) and shots (16), second in goals (2) and tied for third in points (4) ... Appeared in six games at 2002 Winter Olympics in Salt Lake City, notching four goals (second most on team) to help capture a silver medal for the United States ... Made Olympics debut at 1998 Nagano games, posting three assists in four games ... Won gold medal at 1996 World Cup after registering two assists ... Played in 46 games for U.S. National Team during 1991-92 Pre-Olympic Tour and totaled 27 points (12+15) ... Skated in seven games at the 1989 World Junior Championships, recording three assists and 16 penalty minutes in seven games.

COLLEGE: Played two seasons with Boston College (1989-91) ... Tallied 40 goals and 30 assists for 70 points and 166 penalty minutes in 77 career games.

PERSONAL: Says No. 13 is his wife's lucky number ... Enjoys golf and motorcycles ... Lists playing guitar with Bruce Springsteen as one of the things he would like most to do ... He and his wife, Kara, have three daughters, Kayla, Grace and Lexi, and one son, Liam ... Signed through 2009-10 season.

CAREER VS. NHL

	GP	G	A	PTS	PIM
ANA	45	14	24	38	75
ATL	23	9	10	19	23
BOS	35	12	9	21	61
BUF	44	18	22	40	40
CGY	40	7	16	23	70
CAR	41	12	7	19	64
CHI	40	16	16	32	32
COL	53	15	20	35	77
CBJ	25	18	8	26	31
DAL	24	6	9	15	40
DET	42	13	12	25	25
EDM	26	10	10	20	32
FLA	48	10	10	20	60
LAK	45	15	12	27	103
MIN	19	7	6	13	34
MON	44	15	16	31	36
NSH	27	11	5	16	42
NJD	28	15	8	23	34
NYI	41	14	11	25	47
NYR	52	15	12	27	67
OTT	42	12	16	28	75
PHI	53	19	11	30	58
PHX	48	15	20	35	62
PIT	51	17	22	39	89
SJS	41	18	15	33	72
STL	35	13	16	29	35
TBL	47	15	20	35	77
TOR	36	9	12	21	54
VAN	42	14	15	29	40
WSH	48	24	13	37	30

Totals 1185 408 403 811 1585

CAREER HIGHS

Goals: 3 (8 times), 3/13/07 vs. MIN

Assists: 3 (4 times), 11/23/05 vs. ANA

Points: 4 (8 times), 3/13/07 vs. MIN (3+1)

SOG: 12 (1 time), 11/8/01 vs. MIN

PIM: 14 (1 time), 12/11/08 at PIT

Hat Tricks: 8, 3/13/07 vs. MIN

table of
contents

team
information

players

2008-09
season

opponents

history

playoff
history

media
information


2009-10
schedule



CAREER STATISTICS

YEAR	TEAM	LEAGUE	REGULAR SEASON										PLAYOFFS				
			GP	G	A	PTS	PIM	+/-	PP	SH	GW	S	GP	G	A	PTS	PIM
1988-89	United States	WJC	7	0	3	3	16	--	--	--	--	--	--	--	--	--	--
1989-90	Boston College	HE	39	14	11	25	54	--	--	--	--	--	--	--	--	--	--
	United States	WJC	7	0	0	0	18	--	--	--	--	--	--	--	--	--	--
1990-91	Boston College	HE	38	26	19	45	102	--	--	--	--	--	--	--	--	--	--
1991-92	New Jersey	NHL	5	0	1	1	9	0	0	0	0	8	6	3	0	3	4
	United States	Nat'l Tm	46	12	15	27	67	--	--	--	--	--	--	--	--	--	--
	Utica	AHL	22	13	10	23	6	--	--	--	--	--	4	1	3	4	14
1992-93	New Jersey	NHL	65	14	20	34	63	14	0	0	2	123	5	1	1	2	4
	Utica	AHL	18	10	7	17	47	--	--	--	--	--	--	--	--	--	--
1993-94	New Jersey	NHL	81	25	19	44	101	14	2	0	3	195	17	2	1	3	35
1994-95	New Jersey	NHL	48	12	13	25	72	6	4	0	3	96	20	3	8	11	30
1995-96	New Jersey	NHL	80	23	30	53	116	7	8	0	6	216	--	--	--	--	--
1996-97	New Jersey	NHL	82	29	18	47	95	-2	7	0	9	177	8	2	1	3	18
	United States	W-Cup	7	0	2	2	17	--	--	--	--	--	--	--	--	--	--
1997-98	New Jersey	NHL	19	5	5	10	13	0	1	0	2	48	--	--	--	--	--
	Edmonton	NHL	40	13	16	29	80	1	8	0	2	130	12	7	1	8	17
	United States	Olympics	4	0	3	3	17	--	--	--	--	--	--	--	--	--	--
1998-99	Edmonton	NHL	80	30	34	64	133	7	13	0	2	261	3	0	2	2	2
1999-00	Edmonton	NHL	70	24	22	46	123	4	11	0	2	188	5	3	2	5	9
2000-01	Edmonton	NHL	21	12	10	22	18	11	4	0	1	64	--	--	--	--	--
	Boston	NHL	64	28	35	63	122	-4	7	1	4	225	6	4	2	6	6
2001-02	Boston	NHL	78	41	25	66	91	-1	10	1	7	355	--	--	--	--	--
	United States	Olympics	6	4	0	4	4	--	--	--	--	--	--	--	--	--	--
2002-03	Dallas	NHL	64	25	25	50	113	5	11	0	2	229	4	0	0	0	4
2003-04	Dallas	NHL	82	34	35	69	109	14	9	0	10	263	5	0	1	1	4
2004-05	United States	W-Cup	5	2	2	4	8	6	--	--	--	--	--	--	--	--	--
2005-06	Dallas	NHL	70	13	27	40	115	0	3	0	2	210	5	3	1	4	0
	United States	Olympics	6	1	0	1	0	--	--	--	--	--	--	--	--	--	--
2006-07	St. Louis	NHL	61	28	19	47	52	8	7	0	6	189	--	--	--	--	--
	San Jose	NHL	16	8	1	9	14	2	2	0	1	36	9	0	2	2	12
2007-08	NY Islanders	NHL	81	23	21	44	65	-15	7	0	5	227	--	--	--	--	--
2008-09	NY Islanders	NHL	61	16	20	36	63	-15	5	0	3	181	--	--	--	--	--
	PITTSBURGH	NHL	17	5	7	12	18	3	0	0	1	45	24	7	8	15	15
NHL TOTALS			1185	408	403	811	1585	60	119	2	73	3466	129	35	30	65	160
PITTSBURGH TOTALS			17	5	7	12	18	3	0	0	1	45	24	7	8	15	15

BRENT JOHNSON • 1

**Position:** G**Catches:** Left**Ht:** 6-3**Wt:** 204**DOB:** 3/12/77**Birthplace:** Farmington, Mich.**Acquired:** Signed as unrestricted free agent on July 21, 2009.
pittsburghpenguins.com/brentjohnson

2008-09: Played in 21 games, posting a 12-6-2 record, 2.81 goals-against average and .908 save percentage in his fourth season with Washington ... Had a 9-0-1 record at home with a 2.09 GAA and .932 save percentage ... Recorded a five-game winning streak from Dec. 4-16 ... Posted 100th career victory Oct. 13 vs. Vancouver ... Stopped a season-high 42 shots in 2-1 overtime loss Nov. 4 at Ottawa.

CAREER: Veteran goaltender has played in 247 games in his eight-year career with St. Louis, Phoenix and Washington ... Has career record of 111-94-13-12 with a 2.63 goals-against average, .903 save percentage and 13 shutouts ... Played 12 career postseason games, boasting a 5-6 record, 1.84 goals-against average, .931 save percentage and three shutouts ... Was first goaltender in NHL history to record shutouts in his first three career playoff games ... Became fourth goaltender in NHL history to register three straight shutouts in a playoff series and tied seven others with three shutouts in one playoff series ... Holds St. Louis franchise record for consecutive shutout minutes in the postseason (206:45) ... Originally drafted by Colorado in the fifth round (129th overall) in the 1995 NHL Entry Draft ... Broke into NHL with St. Louis, playing first three-plus seasons with Blues ... Made NHL debut Feb. 16 vs. Vancouver and earned first win Feb. 26 vs. Calgary in 1998-99 season ... Posted career highs in 2001-02 in games played (58), minutes played (3,491), wins (34), saves (1,293) and shutouts (5) ... Posted a Blues' franchise and career-high 10-game winning streak from Jan. 3-23, notching a .910 save percentage and 2.07 GAA over that span ... Traded to Phoenix during 2003-04 season ... Signed with Washington in 2005 and played four years with Capitals ... Played in 100th career game Dec. 23, 2002 vs. Los Angeles, posting a shutout ... Appeared in 200th game March 1, 2007 vs. Tampa Bay ... Made a career-high 49 saves March 29, 2006 at Carolina.

JUNIOR: Played three seasons with Owen Sound of the Ontario Hockey League (OHL), registering 47 wins and two shutouts ... Saw action in 10 playoff games.

PERSONAL: Nickname - "Johnny" ... Supports Athletes Against Autism ... Involved with the Garth Brooks Teammates for Kids Foundation ... Spends time in the offseason playing tennis, golfing and hiking ... Lists football as his favorite sport other than hockey and Peyton Manning as his favorite athlete ... Is an avid music and movie fan ... Lists Led Zeppelin as his favorite band ... Put on his first pair of skates at four ... Father and grandfather both played in the NHL ... Father, Bob, was a goaltender with St. Louis and Pittsburgh ... Grandfather, Sid Abel, is a Hall of Famer who played 14 seasons with Detroit and Chicago ... Has the initials "SA" and No. 12 on his helmet in honor of his grandfather.

CAREER VS. NHL

	GP	MP	GA	GAA	REC
ANA	9	546	20	2.20	6-3-0
ATL	12	625	26	2.49	7-3-2
BOS	7	387	17	2.64	3-3-1
BUF	9	490	31	3.80	5-4-0
CGY	5	299	10	2.01	3-2-0
CAR	14	713	34	2.87	6-5-1
CHI	12	637	29	2.73	4-6-1
COL	9	497	20	2.41	3-5-0
CBJ	13	796	27	2.07	9-2-2
DAL	6	366	15	2.46	2-3-1
DET	5	283	18	3.82	1-4-0
EDM	7	375	17	2.72	2-3-1
FLA	12	644	26	2.42	6-3-1
LAK	8	480	22	2.75	2-5-1
MIN	9	561	20	1.60	3-3-3
MON	4	239	11	3.67	0-4-0
NSH	8	488	13	1.60	5-2-1
NJD	7	394	19	2.90	1-3-2
NYI	8	470	32	4.08	2-6-0
NYR	4	137	4	1.76	2-0-0
OTT	9	501	17	2.04	6-1-1
PHI	9	462	35	4.55	2-7-0
PHX	9	485	22	2.72	4-3-1
PIT	7	383	15	2.35	2-4-0
SJS	10	605	21	2.08	7-2-1
STL	1	59	4	4.07	0-1-0
TBL	12	737	31	2.52	7-2-3
TOR	8	354	20	3.38	4-3-0
VAN	9	489	23	2.82	3-2-2
WSH	5	260	5	1.15	4-0-0
Totals	247	13,762	604	2.63	111-94-25

CAREER HIGHS

Shots faced: 53, 10/13/07 at BUF**Saves:** 49, 3/29/06 at CAR**Shutouts:** 13, 4/1/06 at OTT**Win streak:** 10, 1/3/02-1/23/02**Shutout streak:** 128:26, 10/29/00-11/11/00table of
contentsteam
information

players

2008-09
season

opponents

history


playoff
historymedia
information2009-10
schedule



CAREER STATISTICS

YEAR	TEAM	LEAGUE	REGULAR SEASON								PLAYOFFS					
			GP	W	L	T	MIN	GA	SO	GAA	GP	W-L	MIN	GA	SO	GAA
1993-94	Det. Compuware	NAJHL	18	-	-	-	1024	49	1	3.52	--	--	--	--	--	--
1994-95	Owen Sound	OHL	18	3	9	1	904	75	0	4.98	--	--	--	--	--	--
1995-96	Owen Sound	OHL	58	24	28	1	3211	243	1	4.54	6	2-4	371	29	0	4.69
1996-97	Owen Sound	OHL	50	20	28	1	2798	201	1	4.31	4	0-4	253	24	0	5.69
1997-98	Worcester	AHL	42	14	15	7	2240	119	0	3.19	6	3-2	332	19	0	3.43
1998-99	St. Louis	NHL	6	3	2	0	286	10	0	2.10	--	--	--	--	--	--
	Worcester	AHL	49	22	22	4	2925	146	2	2.99	4	1-3	238	12	0	3.02
1999-00	Worcester	AHL	58	24	27	5	3319	161	3	2.91	9	4-5	561	23	1	2.46
2000-01	St. Louis	NHL	31	19	9	2	1744	63	4	2.17	2	0-1	62	2	0	1.94
2001-02	St. Louis	NHL	58	34	20	4	3491	127	5	2.18	10	5-5	590	18	3	1.93
2002-03	St. Louis	NHL	38	16	13	5	2042	84	2	2.47	--	--	--	--	--	--
	Worcester	AHL	2	0	1	1	125	8	0	3.84	--	--	--	--	--	--
2003-04	St. Louis	NHL	10	4	3	1	493	20	1	2.43	--	--	--	--	--	--
	Worcester	AHL	8	2	2	2	365	14	0	2.30	--	--	--	--	--	--
	Phoenix	NHL	8	1	6	1	486	21	0	2.59	--	--	--	--	--	--
2004-05	DID NOT PLAY															
2005-06	Washington	NHL	26	9	12	1	1413	81	1	3.44	--	--	--	--	--	--
2006-07	Washington	NHL	30	6	15	7	1644	99	0	3.61	--	--	--	--	--	--
2007-08	Washington	NHL	19	7	8	2	1032	46	0	2.67	--	--	--	--	--	--
	Hershey	AHL	1	0	1	0	59	3	0	3.04	--	--	--	--	--	--
2008-09	Washington	NHL	21	12	6	2	1131	53	0	2.81	--	--	--	--	--	--
NHL TOTALS			247	111	94	25	13762	604	13	2.63	12	5-6	652	20	3	1.84

TYLER KENNEDY • 48



Position: C
Shoots: Left
Ht: 5-11
Wt: 183



DOB: 7/15/86

Birthplace: Sault Ste. Marie, ON

Acquired: Drafted by Penguins in the fourth round (99th overall) in the 2004 Entry Draft.

pittsburghpenguins.com/tylerkennedy

2008-09: Tallied nine postseason points (5+4) in 24 games ... Scored three game-winning goals, including the winning tally in Game 6 of the Stanley Cup Final ... His other winning tallies occurred in Games 1 and 4 of the opening-round series against Philadelphia ... Was paired against the opposing team's top line in playoffs ... In regular season, set new single-season career highs in games played (67), goals (15), assists (20), points (35) and plus-minus rating (+15) ... Finished the season strong with 15 points (6+9) and a plus-13 rating in his final 20 games, including a career-best four-game scoring streak (2+4) from April 4-9 ... Recorded six multi-point games ... Netted 50th career point (assist) April 4 at Carolina ... Scored 11 of his 15 goals on the road ... Tallied his first career two-goal game in the NHL Premiere in Stockholm, Sweden against the Ottawa Senators, including the game-winning overtime goal ... Recorded 50th career point April 4 at Carolina ... Played in 100th game Feb. 21 at Philadelphia ... Recorded new career high with seven shots Nov. 29 vs. New Jersey ... Signed two-year contract extension with Pittsburgh Dec. 26.

NHL CAREER: Gritty winger has 54 points (25+29) and a plus-17 rating in two NHL seasons ... Totaled 13 postseason points (5+8) in 44 career games ... Had 10 goals and 19 points in 55 games as NHL rookie in 2007-08 ... Scored first NHL goal Nov. 3 vs. NY Islanders but had to wait to have it confirmed by video replay ... Had first NHL assist and first multiple-point game Nov. 24 vs. Atlanta (0+2) ... Four of his 10 goals were game-winners, tying for third on team ... Recorded three points Dec. 15 vs. NY Islanders (1+2) and again March 12 vs. Buffalo (1+2) ... Made NHL debut Oct. 27 vs. Montreal, at age 21 ... Selected to play in YoungStars game at NHL All-Star weekend but could not participate because of illness ... Recorded first career playoff point with assist in Game 3 vs. Ottawa in 2008 postseason.

JUNIOR: Played four seasons for hometown Sault Ste. Marie Greyhounds of Ontario Hockey League, scoring 64 goals and adding 120 assists for 184 points in 249 career games ... Led Greyhounds in scoring as 19-year-old in 2005-06, recording 70 points (22+48) in 64 games ... Was team's No. 2 scorer in 2004-05 with 57 points (21+36) ... Was team rookie of the year in 2002-03.

PERSONAL: Nickname – "TK" ... Lists Scotiabank Place as favorite road arena and Vancouver as favorite city on the road ... Other favorites include: vacation spot – Trout Lake or Mile 67 Cabin; band – Hank Williams Jr.; food – Italian; restaurant – Fratelli's Italian Restaurant; movie – Shooter and Nitro Circus ... Fishing is his favorite sport besides hockey ... Would like to meet Travis Pastrana ... Signed through 2010-11.

CAREER VS. NHL

	GP	G	A	PTS	PIM
ANA	1	0	0	0	0
ATL	5	0	4	4	2
BOS	5	0	1	1	0
BUF	6	2	3	5	2
CGY	2	0	0	0	0
CAR	4	1	2	3	0
CHI	1	0	1	1	2
COL	2	0	0	0	0
CBJ	2	0	0	0	0
DAL	2	1	0	1	0
DET	2	0	0	0	0
EDM	2	0	0	0	2
FLA	8	3	2	5	4
LAK	1	1	0	1	0
MIN	2	0	0	0	2
MON	4	0	0	0	4
NSH	1	0	1	1	0
NJD	8	0	1	1	0
NYI	12	5	5	10	11
NYR	11	1	2	3	21
OTT	7	5	0	5	0
PHI	9	2	2	4	2
PHX	2	1	0	1	0
PIT	-	-	-	-	-
SJS	3	0	0	0	0
STL	1	1	1	2	0
TBL	6	0	2	2	0
TOR	5	2	0	2	7
VAN	2	0	1	1	4
WSH	6	0	1	1	2
Totals	122	25	29	54	65

CAREER HIGHS

Goals: 2 (3 times), 3/5/09 at FLA

Assists: 2 (3 times), 3/12/08 vs. BUF

Points: 3 (2 times), 3/12/08 vs. BUF (1+2)

SOG: 7 (1 time), 11/29/08 at NJ

PIM: 12 (1 time), 12/18/07 at NYR

table of
contents

team
information

players

2008-09
season

opponents

history

playoff
history

media
information


2009-10
schedule



CAREER STATISTICS

YEAR	TEAM	LEAGUE	REGULAR SEASON										PLAYOFFS				
			GP	G	A	PTS	PIM	+/-	PP	SH	GW	S	GP	G	A	PTS	PIM
2002-03	S. Ste. Marie	OHL	61	5	10	15	33	--	--	--	--	--	4	0	0	0	0
2003-04	S. Ste. Marie	OHL	63	16	26	42	28	--	--	--	--	--	--	--	--	--	--
2004-05	S. Ste. Marie	OHL	61	21	36	57	37	--	--	--	--	--	4	1	3	4	4
2005-06	S. Ste. Marie	OHL	64	22	48	70	60	--	--	--	--	--	4	1	2	3	2
2006-07	Wilkes-Barre	AHL	40	12	25	37	20	15	5	0	0	116	--	--	--	--	--
2007-08	PITTSBURGH	NHL	55	10	9	19	35	2	1	0	4	104	20	0	4	4	13
	Wilkes-Barre	AHL	10	5	4	9	10	2	1	0	2	26	--	--	--	--	--
2008-09	PITTSBURGH	NHL	67	15	20	35	30	15	0	0	3	171	24	5	4	9	4
PIT/NHL TOTALS			122	25	29	54	65	17	1	0	7	275	44	5	8	13	17

CHRIS KUNITZ • 14

**Position:** LW**Shoots:** Left**Ht:** 6-0**Wt:** 193**DOB:** 9/26/79**Birthplace:** Regina, SK, Canada**Acquired:** Acquired from Anaheim with Eric Tangradi for Ryan Whitney on Feb. 26, 2009.

pittsburghpenguins.com/chriskunitz

2008-09: Set new career high with 14 points and 13 assists in 24 playoff games to win his second career Stanley Cup ... Scored a goal and added two assists for a three-point night in Game 2 vs. Carolina in the Eastern Conference Finals ... Was third on team with 48 postseason hits ... During regular season, Accumulated 53 points on 23 goals and 30 assists, and a plus-12 rating in 82 games with Pittsburgh and Anaheim ... Broke the 20-goal plateau for the third consecutive season ... Made his Penguins debut Feb. 27 at Chicago, posting two points (1+1) ... Recorded a point in 12 of 20 games with the Penguins, totaling seven goals and 11 assists for 18 points ... Tied a personal high with a five-game scoring streak (4+3) from Feb. 21-March 3 ... Finished third on team with 207 hits, 15th most in NHL ... Recorded his 200th career point March 12 at Columbus ... Tallied his 100th assist Nov. 5 vs. St. Louis while with Anaheim ... Also played his 300th NHL game as a Duck on Jan. 17 at Minnesota ... Wife, Maureen, gave birth to the couple's first child, Zachary James, on the day the Penguins opened the postseason in Game 1 against Philadelphia.

NHL CAREER: Accumulated 210 points on 88 goals and 122 assists, 29 power-play goals and a plus-60 rating in 335 career games in stints with Anaheim, Atlanta and Pittsburgh ... Scored 20-plus goals in three straight seasons ... Posted career highs with 25 goals and 60 points in 81 games with Anaheim in 2006-07, helping the team win its first Stanley Cup ... Produced 30 postseason points (5+25) in 59 career games ... Originally signed with Ducks as an undrafted free agent on April 1, 2003.

COLLEGE: Scored 99 goals and 76 assists for 175 points in 152 games over four seasons (1999-03) at Ferris State ... Netted 35 goals, 44 assists, 79 points, a plus-47 rating and was a finalist for the Hobey Baker Award during senior campaign ... First Ferris State player to be named Central Collegiate Hockey Association's (CCHA) Player of the Year after leading Bulldogs to school's first-ever regular season CCHA Championship Title (22-5-1 league record).

PERSONAL: Enjoys watching Jon and Kate Plus 8, Entourage, Prison Break and anything on the Discovery Channel ... Lists Garth Brooks' fire relief benefit concert during 2008 All-Star break as the best concert he's ever attended ... Traveled to the Bahamas where he and his wife, Maureen, swam with sharks and sting-rays ... Spends offseason in Chicago where he donates his time speaking to children at the Mid Town Boys Club ... Married Maureen in July of 2008 and honeymooned in Bora Bora ... The couple had their first child, Zachary James, on April 15 ... Signed through the 2011-12 season.

CAREER VS. NHL

	GP	G	A	PTS	PIM
ANA	-	-	-	-	-
ATL	4	1	1	2	2
BOS	3	3	1	4	0
BUF	4	2	1	3	2
CGY	19	2	8	10	12
CAR	6	0	1	1	2
CHI	15	6	5	11	29
COL	14	1	9	10	20
CBJ	17	2	6	8	16
DAL	28	6	6	12	42
DET	16	3	5	8	18
EDM	15	4	5	9	22
FLA	6	1	2	3	0
LAK	34	10	11	21	22
MIN	14	1	5	6	12
MON	5	2	1	3	10
NSH	14	6	11	17	11
NJD	4	3	2	5	0
NYI	4	0	1	1	0
NYR	6	2	1	3	10
OTT	4	1	1	2	6
PHI	4	1	1	2	0
PHX	27	9	11	20	26
PIT	3	3	1	4	2
SJS	27	6	8	14	10
STL	15	7	5	12	15
TBL	5	3	3	6	4
TOR	3	1	1	2	6
VAN	15	2	7	9	12
WSH	4	0	2	2	4
Totals	335	88	122	210	315

CAREER HIGHS

Goals: 3 (1 time), 11/19/06 vs. PHX**Assists:** 3 (2 times), 2/24/08 vs. CHI**Points:** 4 (3 times), 2/24/08 vs. CHI (1+3)**SOG:** 8 (1 time), 2/4/04 vs. CAR**PIM:** 27 (1 time), 3/16/07 vs. CHI**Hat Tricks:** 1, 11/19/06 vs. PHXtable of
contentsteam
information

players

2008-09
season

opponents

history


playoff
historymedia
information2009-10
schedule



CAREER STATISTICS

YEAR	TEAM	LEAGUE	REGULAR SEASON										PLAYOFFS						
			GP	G	A	PTS	PIM	+/-	PP	SH	GW	S	GP	G	A	PTS	PIM		
1999-00	Ferris State	CCHA	38	20	9	29	70	--	--	--	--	--	--	--	--	--	--	--	--
2000-01	Ferris State	CCHA	37	16	13	29	81	--	--	--	--	--	--	--	--	--	--	--	--
2001-02	Ferris State	CCHA	35	28	10	38	68	--	--	--	--	--	--	--	--	--	--	--	--
2002-03	Ferris State	CCHA	42	35	44	79	56	--	--	--	--	--	--	--	--	--	--	--	--
2003-04	Anaheim	NHL	21	0	6	6	12	1	0	0	0	31	--	--	--	--	--	--	--
	Cincinnati	AHL	59	19	22	41	69	19	5	1	2	--	9	3	2	5	24		
2004-05	Cincinnati	AHL	54	22	17	39	71	13	10	2	6	--	12	1	7	8	20		
2005-06	Atlanta	NHL	2	0	0	0	2	-3	0	0	0	0	--	--	--	--	--	--	
	Anaheim	NHL	67	19	22	41	69	19	5	1	2	149	16	3	5	8	8		
	Portland	AHL	5	0	4	4	12	1	0	0	0	--	--	--	--	--	--	--	
2006-07	Anaheim	NHL	81	25	35	60	81	23	11	0	5	180	13	1	5	6	19		
2007-08	Anaheim	NHL	82	21	29	50	80	8	7	1	6	196	6	0	2	2	8		
	Canada	W-Cup	9	2	5	7	4	--	--	--	--	--	--	--	--	--	--	--	
2008-09	Anaheim	NHL	62	16	19	35	55	9	3	0	2	139	--	--	--	--	--	--	
	PITTSBURGH	NHL	20	7	11	18	16	3	3	0	1	39	24	1	13	14	19		
NHL TOTALS			335	88	122	210	315	60	29	2	16	734	59	5	25	30	54		
PITTSBURGH TOTALS			20	7	11	18	16	3	3	0	1	39	24	1	13	14	19		

KRIS LETANG • 58



Position: D
Shoots: Right
Ht: 6-0
Wt: 201
DOB: 4/24/87
Birthplace: Montreal, PQ



Acquired: Drafted by Penguins in the third round (62nd overall) of the 2005 Entry Draft.

pittsburghpenguins.com/krisletang

2008-09: Posted 13 points (4+9) in postseason, third most in the NHL by a blueliner ... His first career playoff goal came at critical moment for team in overtime of conference semifinals Game 3 vs. Washington; Letang played through an injury that nearly forced him out of the game; with Pittsburgh trailing the series, 2-0, his overtime tally gave Pittsburgh the victory and new life ... In regular season, set new single-season career highs in games played (74), goals (10), assists (23) and points (33) ... His goals, assists and points topped all Penguins' defensemen ... Played well in the stretch run to help the Penguins clinch a postseason berth with 14 points (5+9) in his last 19 games ... Recorded a career-high five-game point/assist streak with one assist in all five contests from Nov. 1-13 ... Posted his 50th career point (assist) April 5 at Florida ... Blocked 127 shots, fourth on the team ... Notched his first-ever two-goal game Jan. 28 vs. NY Rangers, repeating the accomplishment Feb. 6 vs. Columbus ... Recorded his first career two-assist game Oct. 14 vs. Philadelphia ... Scored his first shorthanded goal April 11 at Montreal against hometown Canadiens ... Played in his 100th career NHL game Dec. 13 at Philadelphia ... Played in his second NHL YoungStars Game, this time in his hometown of Montreal.

NHL CAREER: Posted 52 points (18+34) in 144 career games in first two-plus season in NHL ... Promising defenseman played 63 NHL games as a 20-year-old in 2007-08, contributing six goals and 17 points ... Also scored five shootout goals – tops among NHL defensemen ... Three of his shootout goals were game-winners ... Scored on first four career shootout attempts, including back-to-back game-winners at Calgary Dec. 6 and at Vancouver Dec. 8 ... Has 15 postseason points (4+11) in 39 career contests ... Recorded first career playoff point with assist in Game 3 of 2008 semifinals vs. NY Rangers ... Played seven games with Penguins as 19-year-old at start of 2006-07 season, scoring two goals ... Registered first NHL goal Oct. 12, 2006 vs. NY Rangers ... Sidney Crosby (19) and Jordan Staal (18) also scored that night, marking the first time three teenagers had goals in one NHL game since Oct. 17, 1983, when Dave Andreychuk, Paul Cyr and Phil Housley scored for Buffalo.

INTERNATIONAL: Won back-to-back gold medals with Canada at 2006 and 2007 World Junior Championships, and was captain of 2007 team ... Named one of Canada's top three players in 2007 tournament ... Tied for second in tournament scoring among defensemen with six points (0+6) in six games ... Also played for Canada at World Under-18 Championships in 2004-05.

JUNIOR: Played three seasons for Val d'Or of Quebec Major Junior Hockey League ... Was First Team All-Star defenseman in 2006-07 as he led team to QMJHL Finals ... Also won Emile "Butch" Bouchard Trophy as league's best defenseman, Paul Dumont Trophy (best personality) and Kevin Lowe Trophy (top defensive defenseman) ... Played 170 career games with Val d'Or, scoring 52 goals and 152 points.

PERSONAL: Nickname – "Tanger" ... Lists the Bell Centre in Montreal as favorite road arena and New York as favorite road city... Tennis and golf are his favorite sports beside hockey ... Other favorites: vacation spot – Hawaii; food – steak; band – Metallica; movie – The Game ... Wishes he could have met Maurice "The Rocket" Richard ... Signed through 2009-10.

CAREER VS. NHL

	GP	G	A	PTS	PIM
ANA	-	-	-	-	-
ATL	8	0	3	3	2
BOS	7	0	1	1	0
BUF	8	2	1	3	0
CGY	2	1	0	1	0
CAR	7	1	1	2	2
CHI	1	0	0	0	0
COL	1	0	0	0	0
CBJ	3	2	0	2	2
DAL	2	1	0	1	0
DET	3	0	1	1	2
EDM	2	1	1	2	2
FLA	8	2	2	4	2
LAK	2	0	1	1	2
MIN	1	0	0	0	2
MON	4	1	0	1	0
NSH	1	0	0	0	0
NJD	11	0	3	3	6
NYI	14	1	3	4	6
NYR	12	3	2	5	13
OTT	8	0	1	1	2
PHI	12	2	5	7	6
PHX	2	1	0	1	0
PIT	-	-	-	-	-
SJS	3	0	0	0	0
STL	1	0	1	1	0
TBL	7	0	2	2	0
TOR	6	0	4	4	0
VAN	2	0	0	0	0
WSH	6	0	2	2	2
Totals	144	18	34	52	51

CAREER HIGHS

Goals: 2 (2 times), 2/6/09 vs. CLB

Assists: 2 (3 times), 3/17/09 vs. ATL

Points: 2 (7 times), 3/17/09 vs. ATL (2A)

PIM: 7 (1 time), 3/30/08 vs. NYR


SOG: 5 (5 times), 3/5/09 at FLA



CAREER STATISTICS

YEAR	TEAM	LEAGUE	REGULAR SEASON										PLAYOFFS					
			GP	G	A	PTS	PIM	+/-	PP	SH	GW	S	GP	G	A	PTS	PIM	
2004-05	Val d'Or	QMJHL	70	13	19	32	79	--	--	--	--	--	--	--	--	--	--	--
2005-06	Val d'Or	QMJHL	60	25	43	68	156	4	13	1	2	290	5	1	5	6	20	
	Canada	WJC	6	1	2	3	2	5	0	0	1	8	--	--	--	--	--	
2006-07	PITTSBURGH	NHL	7	2	0	2	4	-3	2	0	0	8	--	--	--	--	--	
	Val d'Or	QMJHL	40	14	38	52	74	19	5	2	4	171	19	12	19	31	48	
	Canada	WJC	6	0	6	6	12	4	0	0	0	22	--	--	--	--	--	
	Wilkes-Barre	AHL	--	--	--	--	--	--	--	--	--	--	1	0	1	1	2	
2007-08	PITTSBURGH	NHL	63	6	11	17	23	-1	1	0	3	68	16	0	2	2	12	
	Wilkes-Barre	AHL	10	1	6	7	4	0	0	0	0	18	--	--	--	--	--	
2008-09	PITTSBURGH	NHL	74	10	23	33	24	-7	4	1	3	138	23	4	9	13	26	
PIT/NHL TOTALS			144	18	34	52	51	-11	7	1	6	214	39	4	11	15	38	

EVGENI MALKIN • 71



Position: C

Shoots: Left

Ht: 6-3

Wt: 195

DOB: 7/31/86

Birthplace: Magnitogorsk, Russia

Acquired: Drafted by Penguins in the first round (2nd overall) in the 2004 Entry Draft.



pittsburghpenguins.com/evgenimalkin

2008-09: Captured the Art Ross Trophy as the league's leading scorer with 113 points, marking the 13th time a Penguin has held the honor in the past 21 seasons ... Became third-youngest Conn Smythe winner (22 years, 10 months) after leading the NHL with 36 postseason points (14+22), the most since Wayne Gretzky totaled 40 in 1993 ... Became first player since Mario Lemieux in 1992 to win the Art Ross and Conn Smythe in the same season ... Fifth player in NHL history (since expansion) to win the regular-season and postseason scoring titles in one season, joining Gretzky, Lemieux, Guy Lafleur and Phil Esposito ... Has career postseason average of 1.27 points per game, ranking fourth in NHL history behind only Wayne Gretzky, Mario Lemieux and Sidney Crosby (minimum 40 games played) ... Posted a point in 18 of 24 playoff games to lead franchise to third Stanley Cup championship ... Recorded first career postseason hat trick, adding an assist for four-point game, in Game 2 vs. Carolina in Eastern Conference Finals ... Posted six straight multi-point games in playoffs from May 9-23, totaling 16 (7+9) ... Scored game-winning overtime goal in Game 5 at Washington in conference semifinals ... In regular season, led the NHL in several categories, including points (113), assists (78), even-strength points (70), road points (56), even-strength assists (51), home assists (41), road assists (37), assists per game (.96) and takeaways (94) ... His 113 points and 78 assists were both personal bests ... Team MVP secured second straight 100-plus point season and third consecutive 30-plus goal season ... His league-leading 94 takeaways bested last year's Selke Trophy winner Pavel Datsyuk (89) ... Notched at least one point in 64 games, never going more than two consecutive games without a point ... Recorded a career-long 13-game assist streak, third longest in Penguins' history, from Oct. 16-Nov. 15 ... Tallied 21 assists and six goals for 27 points during assist streak ... Also notched 10- and nine-game point streaks ... Saw action in all 82 games and has played 242 consecutive games (267 including playoffs), third longest streak in franchise history, moving past Ron Stackhouse (235) on March 28 vs. NY Rangers ... Tallied his second career five-point game (2+3) March 17 vs. Atlanta, surpassing the 100-point plateau in the game ... Netted his 300th career point (assist) April 7 at Tampa Bay and 200th career point Oct. 18 vs. Toronto when he set up Sidney Crosby's 100th career goal ... Recorded his 100th goal Jan. 30 at New Jersey ... Logged the second most ice time per game in the NHL by a forward (22:31) ... Tallied four points (1+3) Nov. 15 vs. Buffalo to surpass Washington's Alexander Semin (27) in the scoring race with 30 points, a position he held the rest of the year ... Played in his 200th game Jan. 5 at NY Rangers ... Named All-Star starter for second consecutive season after receiving the second most fan votes in NHL history with 1,585,936 (behind teammate Crosby, 1,713,021) ... Won the Accuracy Shooting contest at SuperSkills Challenge and scored a goal in All-Star Game.

NHL CAREER: Talented 22-year-old already tallied 115 goals, 189 assists and 304 points in first 242 career games ... Posted 100 points in back-to-back seasons and 30-plus goals in first three NHL seasons ... Has compiled 62 playoff points (24+38) in 49 career games ... Has career postseason average of 1.27 points per game, ranking fourth in NHL history behind only Wayne Gretzky, Mario Lemieux and Sidney Crosby

CAREER VS. NHL

	GP	G	A	PTS	PIM
ANA	3	1	4	5	6
ATL	12	5	15	20	10
BOS	12	9	3	12	24
BUF	12	5	12	17	16
CGY	2	1	1	2	4
CAR	11	4	7	11	14
CHI	2	2	0	2	0
COL	2	1	2	3	2
CBJ	3	1	3	4	4
DAL	3	2	2	4	0
DET	2	1	1	2	0
EDM	2	0	5	5	0
FLA	12	3	7	10	4
LAK	3	5	2	7	8
MIN	2	2	1	3	4
MON	12	7	11	18	8
NSH	2	1	1	2	2
NJD	22	11	17	28	6
NYI	22	9	18	27	22
NYR	21	7	8	15	16
OTT	12	5	7	12	12
PHI	21	13	18	31	26
PHX	3	0	2	2	2
PIT	-	-	-	-	-
SJS	4	0	1	1	6
STL	2	2	1	3	0
TBL	12	5	7	12	4
TOR	12	7	21	28	20
VAN	2	0	1	1	2
WSH	12	6	11	17	14
Totals	242	115	189	304	238

CAREER HIGHS

Goals: 3 (3 times), 11/26/08 at NYI

Assists: 5 (1 time), 1/20/07 vs. TOR

Points: 5 (2 times), 3/17/09 vs. ATL (2+3)

SOG: 12 (1 time), 1/14/09 vs. WAS

PIM: 10 (1 time), 12/11/07 at PHI

Hat Tricks: 3, 11/26/08 at NYI (3G)

table of
contents

team
information

players

2008-09
season

opponents

history

playoff
history

media
information

2009-10
schedule

(minimum 40 games played) ... First Team NHL All-Star and finalist for Hart Trophy as league MVP and Lester B. Pearson Award as most outstanding player the past two seasons ... Finished second in NHL scoring race and in Hart Trophy voting in 2007-08 ... Led team in goals (47), assists (59), points (106) and power-play goals (17) ... Ranked fifth in NHL in playoff scoring with 22 points in 20 games (10+12) in 2008 ... Was even or better in 16 of 20 playoff games ... Had 15-game point streak (7+15) from Oct. 23-Nov. 22, longest ever for Russian-born NHL player ... Elevated his game after Sidney Crosby was injured Jan. 18 and had 54 points (24+30) in final 36 games ... Had first two NHL hat-tricks – Jan. 3 vs. Toronto and Jan. 14 vs. NY Rangers ... Named NHL “First Star” of month for February ... Overwhelming choice as NHL First Team All-Star center, receiving 93 of 134 first-place votes and easily outdistancing San Jose’s Joe Thornton, Detroit’s Pavel Datsyuk and Tampa Bay’s Vincent Lecavalier in media balloting ... Won Calder Trophy as NHL Rookie of the Year in 2006-07 and named to NHL All-Rookie Team ... First Penguins player to be named Rookie of the Year and win rookie scoring title since Mario Lemieux in 1984-85 ... Led all NHL rookies in goals (33), assists (52), points (85), power-play goals (16) and power-play points (40) ... His 16 power-play goals tied team rookie record set one year earlier by Crosby ... Scored first NHL goal in first NHL game Oct. 18, 2006 against New Jersey’s Martin Brodeur ... Became first NHL player in 89 years to score a goal in each of his first six games ... Had career-high five assists Jan. 20, 2007 vs. Toronto ... Named NHL Rookie of the Month in October and November, becoming first rookie to win award in consecutive months since Ron Hextall of Philadelphia in 1986.



World Under-18 Championships (2003, 2004) ... Had six points in seven games as a 19-year-old at 2006 Olympics ... Named to All-Tournament team at 2007 World Championships and tied for Russian team scoring lead at 2006 Worlds with nine points (3+6) in seven games ... Named top forward and tournament MVP at 2006 World Junior Championship, where he scored 10 points in six games ... In two appearances at World Junior Championships had 20 points in 12 games (7+13) ... In two appearances at World Under-18 Championships had 17 points in 12 games (9+8) ... Played three seasons for hometown Metallurg Magnitogorsk in Russian Super League from 2003-06 ... Led team to regular season title in 2005-06 and ranked third in league scoring as 19-year-old with 47 points (21+26) in 46 games ... Was teammate of Sergei Gonchar with Magnitogorsk in 2004-05.


PERSONAL: Nickname – “Geno” ... Lists Boston as favorite road city and the TD Banknorth Garden as favorite road arena ... Other favorites include: vacation spot – Paris; food – sushi; restaurant – Yokoso Japanese Restaurant; band – Russian band, “Rouky Viergh” (Hands Up); movie – The Mummy ... Soccer and billiards are favorite sports other than hockey ... Would like to meet Michael Jordan and Maria Sharapova ... Spent first two NHL seasons living with teammate Sergei Gonchar and his family but bought his own house in 2008 ... Signed through 2013-14.

CAREER STATISTICS

YEAR	TEAM	LEAGUE	REGULAR SEASON										PLAYOFFS				
			GP	G	A	PTS	PIM	+/-	PP	SH	GW	S	GP	G	A	PTS	PIM
2002-03	Russia	U18WJC	6	5	4	9	2	11	--	--	--	--	--	--	--	--	--
2003-04	Magnitogorsk	RUS	33	3	9	12	12	11	--	--	--	--	--	--	--	--	
	Russia	WJC	6	1	4	5	0	2	--	--	--	--	--	--	--		
2004-05	Russia	U18 WJC	6	4	4	8	31	4	--	--	--	--	--	--	--		
	Magnitogorsk	RUS	52	12	20	32	24	21	--	--	--	--	5	0	4	4	0
	Russia	WC	9	0	4	4	8	6	--	--	--	--	--	--	--	--	
2005-06	Russia	WJC	6	3	7	10	16	0	--	--	--	--	--	--	--	--	
	Magnitogorsk	RUS	46	21	26	47	46	28	--	--	--	--	11	5	10	15	41
	Russia	Olympics	7	2	4	6	31	5	--	--	--	--	--	--	--	--	
	Russia	WC	7	3	6	9	6	7	--	--	--	--	--	--	--	--	
2006-07	Russia	WJC	6	4	6	10	12	5	--	--	--	--	--	--	--	--	
	PITTSBURGH	NHL	78	33	52	85	80	2	16	0	6	242	5	0	4	4	8
	Russia	WC	9	5	5	10	6	5	2	0	--	33	--	--	--	--	--
2007-08	PITTSBURGH	NHL	82	47	59	106	78	16	17	0	5	268	20	10	12	22	24
2008-09	PITTSBURGH	NHL	82	35	78*	113*	80	17	14	2	4	290	24	14	22*	36*	51
PIT/NHL TOTALS			242	115	189	304	238	35	47	2	15	804	49	24	38	62	83

*NHL LEADER

JAY MCKEE • 74



Position: D
Shoots: Left
Ht: 6-4
Wt: 203



DOB: 9/8/77
Birthplace: Kingston, ON
Acquired: Signed as free agent on July 10, 2009

pittsburghpenguins.com/jaymckee

2008-09: Saw action in 69 games for St. Louis, posting eight points (1+7), 44 penalty minutes and a plus-11 rating ... Finished seventh in the NHL with 185 blocked shots ... Helped Blues make their first playoff appearance since 2004 ... Saw action in all four postseason games for St. Louis.

NHL CAREER: Steady, veteran has played 740 career games with Buffalo and St. Louis ... Defensive defenseman has compiled a plus-49 rating, 115 points (20+95) and 568 penalty minutes during pro career ... Has appeared in 55 postseason games, totaling nine points (3+6) and a plus-18 rating ... Was a member of Buffalo's 1999 Eastern Conference championship team, seeing action in the Stanley Cup Final against Dallas ... Shot blocking specialist led the NHL in 2005-06 with 241 blocked shots ... Regularly finishes in the top 10 amongst shot blockers in league and has stopped 638 shots during the last four seasons ... Originally drafted by Buffalo in the first round (14th overall) of the 1995 NHL Entry Draft ... Made NHL debut at 18 years old on April 10, 1996 vs. Ottawa, ... Became NHL regular during 1996-97 season ... Played first nine years in Buffalo, posting 17 goals, 98 points, a plus-45 rating and 470 penalty minutes in 582 games ... Also appeared in 51 playoff games for Sabres ... Nominated for the Bill Masterton Memorial Trophy in 2004 by the Buffalo chapter of the Professional Hockey Writers Association for perseverance, sportsmanship and dedication to the game of hockey ... Signed with St. Louis as a free agent in 2006 ... Played 158 games, recording 17 points (3+14) in three seasons for the Blues.

JUNIOR: Played three seasons in the Ontario Hockey League with Sudbury and Niagara Falls ... Posted 75 points (14+61) during OHL career ... Totaled 46 points (5+41) in 64 games in final season with Niagara Falls.

PERSONAL: Enjoys playing tennis ... Is heavily involved with the Juvenile Diabetes Research Foundation and Child Life charities ... Likes stuffed peppers ... He and his wife, Nicole, have two daughters, Jaiden and Savannah.

CAREER VS. NHL

	GP	G	A	PTS	PIM
ANA	20	0	2	2	14
ATL	21	0	2	2	20
BOS	41	2	5	7	36
BUF	3	0	0	0	0
CGY	20	1	2	3	16
CAR	30	2	5	7	30
CHI	28	0	1	1	23
COL	23	0	5	5	22
CBJ	20	0	4	4	20
DAL	18	1	2	3	27
DET	20	0	2	2	12
EDM	17	0	1	1	13
FLA	33	1	6	7	38
LAK	19	2	3	5	6
MIN	13	1	1	2	4
MON	41	1	6	7	25
NSH	24	0	1	1	14
NJD	28	0	1	1	18
NYI	27	1	2	3	26
NYR	28	2	7	9	10
OTT	44	2	2	4	67
PHI	30	0	6	6	23
PHX	19	1	1	2	14
PIT	33	1	6	7	12
SJS	14	0	3	3	10
STL	10	0	1	1	4
TBL	29	0	8	8	12
TOR	35	1	6	7	18
VAN	23	0	2	2	12
WSH	29	1	2	3	22
Totals	740	20	95	115	568

CAREER HIGHS

Goals: 1 (20 times), 10/16/08 vs. DAL
Assists: 2 (5 times), 11/28/99 at TB

Points: 2 (8 times), 1/26/06 at TOR
PIM: 21, 2/19/01 vs. OTT


SOG: 7, 10/29/99 vs. FLA



CAREER STATISTICS

YEAR	TEAM	LEAGUE	REGULAR SEASON										PLAYOFFS				
			GP	G	A	PTS	PIM	+/-	PP	SH	GW	S	GP	G	A	PTS	PIM
1993-94	Sudbury	OHL	51	0	1	1	51	--	--	--	--	--	3	0	0	0	0
1994-95	Sudbury	OHL	39	6	6	12	91	--	--	--	--	--	--	--	--	--	--
	Niagara	OHL	26	3	13	16	60	--	--	--	--	--	6	2	3	5	10
1995-96	Buffalo	NHL	1	0	1	1	2	1	0	0	0	2	--	--	--	--	--
	Niagara	OHL	64	5	41	46	129	--	--	--	--	--	10	1	5	6	16
	Rochester	AHL	4	0	1	1	15	--	--	--	--	--	--	--	--	--	--
1996-97	Buffalo	NHL	43	1	9	10	35	3	0	0	0	29	3	0	0	0	0
	Rochester	AHL	7	2	5	7	4	--	--	--	--	--	--	--	--	--	--
1997-98	Buffalo	NHL	56	1	13	14	42	-1	0	0	0	55	1	0	0	0	0
	Rochester	AHL	13	1	7	8	11	6	0	0	0	36	--	--	--	--	--
1998-99	Buffalo	NHL	72	0	6	6	75	20	0	0	0	57	21	0	3	3	13
1999-00	Buffalo	NHL	78	5	12	17	50	5	1	0	1	84	1	0	0	0	0
2000-01	Buffalo	NHL	74	1	10	11	76	9	0	0	0	62	8	1	0	1	6
2001-02	Buffalo	NHL	81	2	11	13	43	18	0	0	1	50	--	--	--	--	--
2002-03	Buffalo	NHL	59	0	5	5	49	-16	0	0	0	44	--	--	--	--	--
2003-04	Buffalo	NHL	43	2	3	5	41	6	0	0	1	29	--	--	--	--	--
2005-06	Buffalo	NHL	75	5	11	16	57	0	0	1	0	50	17	2	3	5	30
2006-07	St. Louis	NHL	23	0	0	0	12	-9	0	0	0	19	--	--	--	--	--
2007-08	St. Louis	NHL	66	2	7	9	42	2	0	0	2	42	--	--	--	--	--
2008-09	St. Louis	NHL	69	1	7	8	44	11	0	0	1	43	4	0	0	0	4
NHL TOTALS			740	20	95	115	568	49	1	1	6	566	55	3	6	9	64

BROOKS ORPIK • 44



Position: D

Shoots: Left

Ht: 6-2

Wt: 219

DOB: 9/26/80

Birthplace: San Francisco, CA

Acquired: Drafted by Penguins in the first round (18th overall) of the 2000 Entry Draft.



pittsburghpenguins.com/brooksorplik

2008-09: Led NHL with 112 postseason hits (44 more than second place Brent Seabrook of Chicago, 68) while adding four assists and 22 penalty minutes in 24 games ... Was second in league with 51 blocked shots in playoffs ... In regular season, set new single-season career highs with 19 points and 17 assists ... Ranked second in the NHL in hits with 309 ... Placed second on team with 152 blocked shots ... Recorded a career single-season high four multi-point games ... Netted his first career power-play goal Oct. 14 vs. Philadelphia ... Played in his 300th game Oct. 11 vs. New Jersey... Leveled a career-high 12 hits Feb. 6 vs. Columbus.

NHL CAREER: Rugged defenseman has played five-plus NHL seasons in Pittsburgh ... Produced 55 points (6+49) in 376 career games ... Ranked fifth in NHL with 239 hits, second among defensemen, during 2007-08 regular season ... Tallied 11 points (1+10) and a career-high plus-11 rating ... Was imposing physical force in 2008 playoffs, leading NHL in hits (102) and blocked shots (61) ... Recorded his first career playoff point with an assist in Game 1 of semifinals against NY Rangers ... Twice had nine hits in a game – March 20 vs. Tampa Bay and Nov. 30 vs. Dallas ... Made Penguins and NHL debut during 2002-03 season, became a regular in 2003-04 ... Set career high with 127 penalty minutes in 2003-04 ... Named to Eastern Conference Young Guns roster at 2004 NHL All-Star Game.

INTERNATIONAL: Invited to 2010 U.S. Olympic Hockey Orientation Camp ... Played for U.S. at 2007 World Championships.

COLLEGE: Played three seasons at Boston College from 1998-01 and helped Eagles win NCAA championship as junior in 2000-01 ... Had 20 assists, 124 penalty minutes in 40 games as a junior ... Totaled 41 points (2+39) with 322 penalty minutes in 119 games at Boston College.

PERSONAL: Favorites include: vacation spot – Sunny Isles, Florida; restaurant – Il Pizzaiolo in Mt. Lebanon; band – Pearl Jam; movie – The Pianist ... Favorite road city is Boston and favorite NHL road arena is Madison Square Garden... Favorite sport other than hockey is soccer ... Person he wishes he could meet is Ronaldinho ... Signed through 2013-14.

CAREER VS. NHL

	GP	G	A	PTS	PIM
ANA	5	0	0	0	0
ATL	18	0	3	3	20
BOS	18	2	0	2	22
BUF	20	0	1	1	14
CGY	3	0	0	0	0
CAR	17	1	2	3	44
CHI	4	0	0	0	2
COL	4	1	3	4	2
CBJ	3	0	1	1	4
DAL	4	0	1	1	0
DET	4	0	0	0	2
EDM	3	0	1	1	2
FLA	20	0	2	2	16
LAK	4	0	0	0	15
MIN	5	0	1	1	13
MON	19	0	2	2	31
NSH	4	0	0	0	6
NJD	32	0	7	7	32
NYI	34	1	7	8	30
NYR	31	0	1	1	34
OTT	20	0	2	2	18
PHI	33	1	4	5	53
PHX	5	0	0	0	11
PIT	-	-	-	-	-
SJS	5	0	0	0	6
STL	4	0	1	1	10
TBL	18	0	3	3	16
TOR	18	0	2	2	24
VAN	2	0	0	0	5
WSH	19	0	5	5	33
Totals	376	6	49	55	465

CAREER HIGHS

Goals: 1 (6 times), 11/26/08 at NYI

Assists: 2 (4 times), 3/5/09 at FLA

Points: 2 (6 times), 3/5/09 at FLA (0+2)

SOG: 4 (2 times), 3/27/07 at WSH

PIM: 19 (1 time), 3/4/06 vs. CAR

table of
contents

team
information

players

2008-09
season

opponents

history

playoff
history

media
information

2009-10
schedule



CAREER STATISTICS

YEAR	TEAM	LEAGUE	REGULAR SEASON										PLAYOFFS				
			GP	G	A	PTS	PIM	+/-	PP	SH	GW	S	GP	G	A	PTS	PIM
1996-97	Thayer Acad.	USHS	20	4	1	5	--	--	--	--	--	--	--	--	--	--	--
1997-98	Thayer Acad.	USHS	22	0	7	7	--	--	--	--	--	--	--	--	--	--	
1998-99	Boston College	Hockey East	41	1	10	11	96	--	--	--	--	--	--	--	--	--	
1999-00	Boston College	Hockey East	38	1	9	10	102	--	--	--	--	--	--	--	--	--	
2000-01	Boston College	Hockey East	40	0	20	20	124	--	--	--	--	--	--	--	--	--	
2001-02	Wilkes-Barre	AHL	78	2	18	20	99	2	1	0	0	72	--	--	--	--	
2002-03	Wilkes-Barre	AHL	71	4	14	18	105	5	0	0	1	79	6	0	0	14	
	PITTSBURGH	NHL	6	0	0	0	2	-5	0	0	0	2	--	--	--	--	
2003-04	PITTSBURGH	NHL	79	1	9	10	127	-36	0	0	0	56	--	--	--	--	
	Wilkes-Barre	AHL	3	0	0	0	2	1	0	0	0	6	24	0	4	4	53
2004-05	Did Not Play																
2005-06	PITTSBURGH	NHL	64	2	7	9	124	-3	0	0	0	32	--	--	--	--	
	United States	WC	7	0	0	0	10	0	0	0	0	3	--	--	--	--	
2006-07	PITTSBURGH	NHL	70	0	6	6	82	4	0	0	0	59	5	0	0	8	
2007-08	PITTSBURGH	NHL	78	1	10	11	57	11	0	0	0	50	20	0	2	18	
2008-09	PITTSBURGH	NHL	79	2	17	19	73	10	1	0	0	39	24	0	4	22	
PIT/NHL TOTALS			376	6	49	55	465	-19	1	0	0	238	49	0	6	48	

MIKE RUPP • 17

**Position:** C**Shoots:** Left**Ht:** 6-5**Wt:** 230**DOB:** 1/13/80**Birthplace:** Cleveland, OH**Acquired:** Signed as a free agent on July 1, 2009.
pittsburghpenguins.com/mikerupp

2008-09: Completed sixth pro season, playing in 72 games and recording nine points (3+6) and a career-high 136 penalty minutes ... Saw action in all seven of New Jersey's postseason games, totaling 14 penalty minutes ... Played in 300th career game Jan. 6 at Carolina.

NHL CAREER: Rugged veteran forward has played in 335 career NHL games with New Jersey, Phoenix and Columbus, posting 53 points (27+26) and 412 penalty minutes ... Won Stanley Cup with New Jersey in 2003 as a rookie ... Cup hero scored a goal and added two assists for three points in Cup-clinching 3-0 Game 7 victory ... Has compiled six points (1+5) and 23 penalty minutes in 25 career postseason contests ... Best regular season was 2003-04 when he set career highs in goals (6), assists (6) and points (12) while playing in just 57 games ... Drafted by NY Islanders in first round (ninth overall) of 1998 NHL Entry Draft ... Re-entered draft after not signing with NY Islanders and was selected by New Jersey (76th overall) in 2000 ... Made pro debut with New Jersey on Jan. 13, 2003 vs. Florida on 23rd birthday, scoring two goals in the contest.

JUNIOR: Played three seasons in the Ontario Hockey League with Windsor and Erie, collecting 127 points (70+57) and 353 penalty minutes in 185 games ... Started OHL career in 1997-98 with Windsor, totaling 17 points (9+8) and 60 penalty minutes in 38 games with Spitfires ... Finished OHL career with Erie ... Played 147 games and totaled 110 points (61+49) and 293 penalty minutes in Erie.

PERSONAL: Enjoys summers in Saegertown, PA ... Lists Napoleon Dynamite as his favorite movie and Big Brother as his favorite TV show ... Enjoys listening to the music of Audio Adrenaline and Hawk Nelson ... Lists trap shooting and spending time with his kids as his hobbies ... Visited Cleveland Browns' training camp and held a fundraiser for the Jennifer Ferraro Foundation during his day with the Stanley Cup in 2003 ... First job was at a local grocery store ... Married to Christie ... The Rupps have one daughter, Madeline, and one son, Mason.

CAREER VS. NHL

	GP	G	A	PTS	PIM
ANA	8	0	1	1	2
ATL	16	0	3	3	33
BOS	13	2	2	4	13
BUF	14	1	1	2	12
CGY	3	0	0	0	7
CAR	15	3	1	4	16
CHI	9	1	1	2	9
COL	6	0	2	2	8
CBJ	3	0	0	0	4
DAL	4	1	0	1	4
DET	6	0	0	0	8
EDM	5	0	0	0	8
FLA	14	2	2	4	9
LAK	10	0	1	1	22
MIN	6	0	2	2	8
MON	12	1	1	2	6
NSH	6	0	1	1	11
NJD	1	0	0	0	0
NYI	27	2	0	2	31
NYR	25	1	2	3	46
OTT	15	0	2	2	16
PHI	27	5	1	6	58
PHX	5	2	1	3	2
PIT	26	3	1	4	32
SJS	8	1	0	1	4
STL	6	0	1	1	7
TBL	12	1	0	1	6
TOR	13	1	0	1	15
VAN	5	0	0	0	4
WSH	15	0	0	0	11
Totals	335	27	26	53	412

CAREER HIGHS

Goals: 2 (4 times), 1/29/08 vs. PIT**Assists:** 2, 4/2/08 vs. BOS**Points:** 2 (6 times), 4/2/08 vs. BOS**PIM:** 20, 10/25/08 at PHI**SOG:** 6, 1/29/08 vs. PITtable of
contentsteam
information

players

2008-09
season

opponents

history


playoff
historymedia
information2009-10
schedule



CAREER STATISTICS

YEAR	TEAM	LEAGUE	REGULAR SEASON										PLAYOFFS						
			GP	G	A	PTS	PIM	+/-	PP	SH	GW	S	GP	G	A	PTS	PIM		
1997-98	Windsor	OHL	38	9	8	17	--	60	--	--	--	--	--	--	--	--	--	--	--
	Erie	OHL	26	7	3	10	--	57	--	--	--	--	--	7	3	1	4	6	
1998-99	Erie	OHL	63	22	25	47	102	-2	4	0	3	--	5	0	2	2	25		
1999-00	Erie	OHL	58	32	21	53	134	4	10	0	5	--	13	5	5	10	22		
2000-01	Albany	AHL	71	10	10	20	63	--	--	--	--	--	--	--	--	--	--		
2001-02	Albany	AHL	78	13	17	30	90	-27	3	0	0	--	--	--	--	--	--		
2002-03	New Jersey	NHL	26	5	3	8	21	0	2	0	3	34	4	1	3	4	0		
	Albany	AHL	47	8	11	19	74	1	1	0	1	110	--	--	--	--	--		
2003-04	New Jersey	NHL	51	6	5	11	41	-1	1	0	1	64	--	--	--	--	--		
	Phoenix	NHL	6	0	1	1	6	-3	0	0	0	12	--	--	--	--	--		
	Danbury	UHL	14	5	5	10	30	4	1	0	0	--	11	3	4	7	38		
2005-06	Phoenix	NHL	1	0	0	0	0	0	0	0	0	1	--	--	--	--	--		
	Columbus	NHL	39	4	2	6	58	-3	0	0	0	38	--	--	--	--	--		
	Syracuse	AHL	3	1	2	3	12	1	0	0	0	--	--	--	--	--	--		
2006-07	New Jersey	NHL	76	6	3	9	136	-2	0	0	0	76	9	0	1	1	7		
2007-08	New Jersey	NHL	64	3	6	9	58	-8	1	0	0	69	5	0	1	1	2		
2008-09	New Jersey	NHL	72	3	6	9	136	-2	0	0	0	76	7	0	0	0	14		
NHL TOTALS			335	27	26	53	412	-27	4	0	5	354	25	1	5	6	23		

JORDAN STAAL • 11



Position: C

Shoots: Left

Ht: 6-4

Wt: 220

DOB: 9/10/88

Birthplace: Thunder Bay, ON

Acquired: Drafted by Penguins in the first round (2nd overall) of the 2006 Entry Draft.



pittsburghpenguins.com/jordanstaal

2008-09: 20-year-old notched nine playoff points (4+5) in 24 games and scored critical goals in Games 4 and 6 of Stanley Cup Final to help team win its third Stanley Cup in franchise history ... In Game 4 against Detroit, tallied a gigantic shorthanded goal to swing momentum to the Penguins ... Was paired against opposing team's top forward combinations throughout the postseason; held Philadelphia sniper Jeff Carter to one goal in six-game opening-round series and brother Eric to one goal in Eastern Conference Finals as Penguins bested Carolina ... Was team's top penalty killing forward, averaging 2:33 shorthanded minutes during postseason ... In regular season, enjoyed his best campaign as a pro ... Set new single-season career highs in points (49) and assists (27) while adding 22 goals ... Ended regular season by setting a new career high scoring streak with points in his final six games, tallying eight total (2+6) from April 1-11 ... Durable center has played in 220 consecutive games - fifth most in team history, (245 straight including playoffs) ... Became the youngest player in NHL history to play in his 200th game Dec. 30 vs. Boston at 20 years, 111 days (Patrick Marleau - 20 years, 115 days) ... Key member of team's penalty kill unit, pacing Penguin forwards (and second most on team) with 3:31 shorthanded minutes per game ... Posted his second career hat trick and set a new single-game high in points (4) with three goals and an assist Nov. 11 at Detroit; scored all three goals in the third period, including game-tying goal with 22.8 seconds left in regulation, and then assisted on Ruslan Fedotenko's game-winning overtime goal ... Tallied his 100th career point (assist) Feb. 11 vs. San Jose ... Scored his 50th career goal Dec. 6 at Ottawa ... Notched his 50th career assist March 15 vs. Boston ... Recorded his first two-assist game Dec. 11 vs. NY Islanders ... Signed a four-year contract extension Jan. 8.

NHL CAREER: Strong two-way centerman posted 119 points (63+56) while playing in 245 of 246 possible games during his three-year career in Pittsburgh ... Finished 2007-08 regular season with 28 points (12+16) ... Chipped in six goals during 2008 playoffs, including game-winner in Game 2 of semifinals against NY Rangers ... Scored two goals in third period of Game 4 of Eastern Conference Finals at Philadelphia ... Had a goal in three of the final four games of Philadelphia series ... Ranked fourth on team with 45 hits in playoffs ... Was finalist for Calder Trophy as Rookie of the Year and named to NHL All-Rookie Team as 18-year-old in 2006-07 ... Made NHL debut shortly after 18th birthday ... Ranked second among NHL rookies with 29 goals, trailing only teammate Evgeni Malkin (33) ... Posted 42 points (29+13) in 81 games ... Set an NHL rookie record and led the league with seven shorthanded goals ... Ranked first on team with plus-16 rating ... Became youngest player in NHL history to score two shorthanded goals in a game and youngest to score on a penalty shot Oct. 21 vs. Columbus ... First player since 1982 to score his first three NHL goals shorthanded ... Became youngest player in NHL history (18 years, 153 days) to record a hat trick when he scored three goals, including the game-winning overtime goal, Feb. 10 vs. Toronto ... Scored 20th goal Feb. 8 vs. Philadelphia and was third-youngest player in NHL history to reach 20-goal mark, trailing only Ted Lindsay and Sidney Crosby.

CAREER VS. NHL

	GP	G	A	PTS	PIM
ANA	3	0	1	1	0
ATL	12	5	1	6	2
BOS	12	2	6	8	10
BUF	12	3	4	7	0
CGY	2	0	0	0	2
CAR	12	0	4	4	10
CHI	2	1	1	2	0
COL	2	1	0	1	2
CBJ	3	2	0	2	0
DAL	3	2	1	3	4
DET	3	3	1	4	0
EDM	2	0	0	0	0
FLA	11	2	3	5	4
LAK	3	2	0	2	2
MIN	2	0	1	1	5
MON	12	1	2	3	2
NSH	2	2	0	2	0
NJD	22	6	2	8	8
NYI	22	4	6	10	6
NYR	22	6	3	9	14
OTT	12	2	7	9	2
PHI	22	6	3	9	6
PHX	3	0	1	1	6
PIT	-	-	-	-	-
SJS	4	0	1	1	4
STL	2	1	0	1	0
TBL	12	4	4	8	2
TOR	12	5	3	8	10
VAN	2	0	0	0	0
WSH	12	3	1	4	15
Totals	245	63	56	119	116

CAREER HIGHS

Goals: 3 (2 times), 11/11/08 at DET

Assists: 2 (2 times), 4/7/09 at TB

Points: 4 (1 time), 11/11/08 at DET (3-1)

SOG: 8 (1 time), 3/10/09 vs. FLA

PIM: 6 (1 time), 2/14/08 at CAR

Hat Tricks: 2, 11/11/08 at DET (3G)

table of
contents

team
information

players

2008-09
season

opponents

history

playoff
history

media
information

2009-10
schedule



INTERNATIONAL: Invited to Canada’s National Men’s Team orientation camp for 2010 Olympic Games ... Won gold medal with Team Canada at 2007 World Championships, chipping in two assists in nine games ... Was eligible to play for Canada at World Junior Championships in 2007 and 2008 but already had made NHL.


JUNIOR: Played two seasons for Peterborough Petes of Ontario Hockey League from 2004-06 ... Had 68 points (28+40) in 68 games as 17-year-old in 2005-06 ... Selected to play in OHL All-Star Game and had two assists ... Career totals of 96 points (37+59) in 134 games at Peterborough.

PERSONAL: Nickname – “Staalsy” and “Gronk” ... Turned 21 on Sept. 10 ... Member of hockey’s first family with brothers Eric (Carolina) and Marc (NY Rangers) in NHL and Jared drafted in 2008 by Phoenix ... Lists the Bell Centre as favorite road arena and Vancouver as favorite road city ... Other favorites include: vacation spot – Wisconsin Dells; food – Pierogies; restaurant – The Keg; Band – Little Big Town; movie – Anchorman; sport other than hockey – golf ... Would like to meet Bobby Orr ... Signed through 2012-13.

CAREER STATISTICS

YEAR	TEAM	LEAGUE	REGULAR SEASON										PLAYOFFS				
			GP	G	A	PTS	PIM	+/-	PP	SH	GW	S	GP	G	A	PTS	PIM
2004-05	Peterborough	OHL	66	9	19	28	29	1	0	0	--	--	14	5	5	10	16
2005-06	Peterborough	OHL	68	28	40	68	69	16	11	2	--	--	19	10	6	16	16
2006-07	PITTSBURGH	NHL	81	29	13	42	24	16	4	7	4	131	5	3	0	3	2
	Canada	WC	9	0	2	2	0	4	0	0	0	7	--	--	--	--	--
2007-08	PITTSBURGH	NHL	82	12	16	28	55	-5	3	0	4	182	20	6	1	7	14
2008-09	PITTSBURGH	NHL	82	22	27	49	37	5	2	1	3	166	24	4	5	9	8
PIT/NHL TOTALS			245	63	56	119	116	16	9	8	11	480	49	13	6	19	24

MAX TALBOT • 25

**Position:** C**Shoots:** Left**Ht:** 5-11**Wt:** 185**DOB:** 2/11/84**Birthplace:** Lemoyne, PQ**Acquired:** Drafted by Penguins in the eighth round (234th overall) of the 2002 Entry Draft.
pittsburghpenguins.com/maxtalbot

2008-09: Became Stanley Cup hero after scoring both of Pittsburgh's goals, including the game-winner, in 2-1 Game 7 Stanley Cup Final victory to help franchise earn its third championship ... Chipped in career high 13 postseason points (8+5) ... Registered six points (4+2) during Stanley Cup Final round against Detroit ... Challenged Philadelphia tough guy Daniel Carcillo to fight in Game 6 in opening-round series; the fight sparked the Penguins, who overcame a 3-0 deficit in the game en route to a 5-3 win, and eliminated their cross-state rivals ... In regular season, topped the 20-point mark for third consecutive season with 22 (12+10) ... Scored his 10th career shorthanded goal and game-winner April 11 at Montreal ... Tallied two points (1+1) in his 200th career game in 7-6 overtime win Nov. 11 at Detroit ... Signed a two-year contract extension Dec. 19.

NHL CAREER: High-energy forward compiled 80 points on 42 goals and 38 assists in 261 career games during his four-year career ... Clutch postseason scorer has 11 goals and 23 points in 46 career playoff games ... Posted career highs in assists (14), points (26) and plus-minus rating (+8) in 2007-08 despite missing 19 games with ankle injury ... Had career best four-game point streak (4+1) from Oct. 10-19 ... Had nine points (3+6) in 17 playoff games in 2008 ... Scored game-winning goal in Game 2 of Eastern Conference Finals vs. Philadelphia ... Scored late dramatic goal in Game 5 of Stanley Cup Final at Detroit, tying score, 3-3, with 34 seconds remaining; Penguins won in triple overtime ... Set career high with 13 goals in 2006-07 ... Made NHL debut Oct. 5, 2005 at New Jersey ... Scored first NHL goal Oct. 14, 2005 vs. Philadelphia.

INTERNATIONAL: Helped Canada to silver medal at 2004 World Junior Championships, contributing three assists in six games ... Was WJC teammate of Sidney Crosby and Marc-Andre Fleury.

JUNIOR: Scored 299 points in 249 career games in Quebec Major Junior Hockey League ... Scored 104 and 98 points in final two seasons with Hull/Gatineau ... Had 73 assists in 2003-04, ranking second in QMJHL to Sidney Crosby of Rimouski ... Scored 46 goals, 104 points in 69 games in 2002-03 ... Won Guy Lafleur Trophy as MVP of Quebec league playoffs in 2002-03 and 2003-04.

PERSONAL: Nickname – "Talbo" ... Lists the Bell Centre as his favorite road arena and Montreal as his favorite road city ... UFC Fighting and football are his favorite sports other than hockey ... Other favorites: vacation – Dominican Republic; food – fondue; restaurant – Bossa Nova; bands – Coldplay and Akon; movie – Gladiator and the Wedding Singer ... Wishes he could have met his grandfather ... Signed through 2010-11.

CAREER VS. NHL

	GP	G	A	PTS	PIM
ANA	2	0	0	0	0
ATL	14	1	1	2	31
BOS	13	0	1	1	14
BUF	11	1	1	2	0
CGY	3	0	0	0	2
CAR	12	1	3	4	10
CHI	3	2	0	2	0
COL	3	1	0	1	0
CBJ	3	1	1	2	4
DAL	2	0	0	0	0
DET	3	1	1	2	0
EDM	3	2	0	2	0
FLA	12	0	2	2	14
LAK	3	0	0	0	0
MIN	3	0	0	0	0
MON	14	4	3	7	11
NSH	3	1	0	1	22
NJD	24	3	7	10	14
NYI	21	1	4	5	9
NYR	25	4	3	7	20
OTT	10	3	1	4	9
PHI	24	3	4	7	21
PHX	3	2	0	2	4
PIT	-	-	-	-	-
SJS	3	0	0	0	0
STL	3	1	0	1	2
TBL	14	2	3	5	20
TOR	11	4	1	5	11
VAN	3	0	0	0	6
WSH	13	4	2	6	4
Totals	261	42	38	80	228

CAREER HIGHS

Goals: 2 (2 times), 10/13/07 at TOR**Assists:** 2 (2 times), 1/29/08 at NJ**Points:** 2 (8 times), 3/28/09 vs. NYR (1+1)**PIM:** 17 (1 time), 1/15/06 at NSH**SOG:** 5 (3 times), 11/6/08 vs. EDMtable of
contentsteam
information

players

2008-09
season

opponents

history


playoff
historymedia
information2009-10
schedule



CAREER STATISTICS

YEAR	TEAM	LEAGUE	REGULAR SEASON										PLAYOFFS					
			GP	G	A	PTS	PIM	+/-	PP	SH	GW	S	GP	G	A	PTS	PIM	
2000-01	Rouyn	QMJHL	40	9	15	24	78	--	--	--	--	--	--	--	--	--	--	--
	Hull	QMJHL	24	6	7	13	60	--	--	--	--	--	--	--	--	--	--	--
2001-02	Hull	QMJHL	65	24	36	60	174	--	--	--	--	--	--	--	--	--	--	--
2002-03	Hull	QMJHL	69	46	58	104	130	--	--	--	--	--	20	14	30	44	33	
2003-04	Gatineau	QMJHL	51	25	73	98	41	--	--	--	--	--	14	11	16	27	0	
	Canada	WJC	6	0	3	3	2	2	--	--	--	--	--	--	--	--	--	
2004-05	Wilkes-Barre	AHL	75	7	12	19	62	7	1	0	1	74	11	0	1	1	22	
2005-06	PITTSBURGH	NHL	48	5	3	8	59	-12	0	2	1	45	--	--	--	--	--	
2006-07	Wilkes-Barre	AHL	42	12	20	32	80	12	2	2	0	120	11	3	6	9	16	
	PITTSBURGH	NHL	75	13	11	24	53	-2	0	4	4	88	5	0	1	1	7	
2007-08	Wilkes-Barre	AHL	5	4	0	4	2	2	1	0	3	15	--	--	--	--	--	
	PITTSBURGH	NHL	63	12	14	26	53	8	0	2	1	78	17	3	6	9	36	
2008-09	PITTSBURGH	NHL	75	12	10	22	63	-9	0	2	1	102	24	8	5	13	19	
PIT/NHL TOTALS			261	42	38	80	228	-15	0	10	7	315	46	11	12	23	62	

PAUL BISSONNETTE



Position: RW

Shoots: Left

Ht: 6-2

Wt: 211

DOB: 3/11/85

Birthplace: Welland, ON

Acquired: Drafted by Penguins in the fourth round (121st overall) of the 2003 Entry Draft.




2008-09: Saw his first NHL action, playing in 15 games and recording one assist ... Won a roster spot out of training camp and made his NHL debut Oct. 4 vs. Ottawa in Stockholm, Sweden ... Tallied his first career assist Jan. 13 at Philadelphia ... Spent majority of the season in Wilkes-Barre/Scranton (AHL) where he posted 16 points (9+7) and 176 penalty minutes in 57 games ... Notched AHL career-high six-game scoring streak from Dec. 10-20, totaling six points (3+3).

CAREER: Penguins' fourth-round pick (121st overall) in 2003 draft ... Turned pro in 2005 and has split four pro seasons between Wilkes-Barre/Scranton and Wheeling ... Has played 161 career games with WBS, tallying 30 points (13+17) with 387 penalty minutes ... Has three assists in 26 postseason games ... Totaled 69 points (16+53) and 162 penalty minutes in 101 games with Wheeling ... Played four years of junior in the Ontario Hockey League with North Bay, Saginaw and Owen Sound ... Was Saginaw's captain in 2003-04.

CAREER STATISTICS

YEAR	TEAM	LEAGUE	REGULAR SEASON										PLAYOFFS				
			GP	G	A	PTS	PIM	+/-	PP	SH	GW	S	GP	G	A	PTS	PIM
2001-02	North Bay	OHL	57	3	3	6	21	--	--	--	--	--	5	0	0	0	2
2002-03	Saginaw	OHL	67	7	16	23	57	--	--	--	--	--	--	--	--	--	--
2003-04	Saginaw	OHL	67	5	14	19	96	--	--	--	--	--	--	--	--	--	--
2004-05	Saginaw	OHL	28	1	6	7	46	--	--	--	--	--	--	--	--	--	--
	Owen Sound	OHL	35	2	11	13	46	--	--	--	--	--	8	1	3	4	2
2005-06	Wheeling	ECHL	14	3	7	10	4	4	1	0	2	65	--	--	--	--	--
	Wilkes-Barre	AHL	55	1	5	6	60	2	0	0	0	50	11	0	1	1	4
2006-07	Wheeling	ECHL	65	10	32	42	115	12	1	2	0	184	--	--	--	--	--
	Wilkes-Barre	AHL	3	0	0	0	6	-1	0	0	0	1	--	--	--	--	--
2007-08	Wilkes-Barre	AHL	46	3	5	8	145	5	1	0	0	49	7	0	0	0	11
	Wheeling	ECHL	22	3	14	17	43	0	0	0	0	55	--	--	--	--	--
2008-09	PITTSBURGH	NHL	15	0	1	1	22	-1	0	0	0	4	--	--	--	--	--
	Wilkes-Barre	AHL	57	9	7	16	176	4	0	0	1	63	8	0	2	2	9
PITTSBURGH TOTALS			15	0	1	1	22	-1	0	0	0	4	--	--	--	--	--

AARON BOOGAARD



Position: RW

Shoots: Right

Ht: 6-3

Wt: 220

DOB: 8/11/86

Birthplace: Regina, SASK

Acquired: Signed by Penguins as a free agent on April 23, 2007.




2008-09: Played first full season in Wilkes-Barre/Scranton (AHL) ... In 41 games, rugged forward posted three points (2+1) and 112 penalty minutes ... Recorded first AHL goal/point Dec. 30 vs. Philadelphia.

CAREER: Completed two pro seasons with Wilkes-Barre/Scranton and Wheeling ... Has three points (2+1) and 117 penalty minutes in 43 games with WBS ... Posted 15 points (6+9) and 105 penalty minutes in 58 contests with Wheeling ... Played five seasons of junior hockey with Calgary and Tri-City of the Western Hockey League ... Career junior totals of 54 points (26+28) in 273 games ... Had 21 points (10+11) in 69 games with Tri-City in 2006-07.

CAREER STATISTICS

YEAR	TEAM	LEAGUE	GP	REGULAR SEASON										PLAYOFFS				
				G	A	PTS	PIM	+/-	PP	SH	GW	S	GP	G	A	PTS	PIM	
2002-03	Calgary	WHL	39	3	0	3	52	-7	0	0	0	--	5	0	0	0	0	
2003-04	Calgary	WHL	12	0	1	1	24	3	0	0	0	--	--	--	--	--	--	
2003-04	Tri-City	WHL	23	3	1	4	33	-2	0	0	1	--	6	0	0	0	8	
2004-05	Tri-City	WHL	65	4	11	15	96	-5	1	0	0	--	5	0	0	0	4	
2005-06	Tri-City	WHL	65	6	4	10	211	-8	1	0	0	--	5	0	2	2	4	
2006-07	Tri-City	WHL	69	10	11	21	173	0	2	0	2	--	5	1	0	1	14	
2007-08	Wheeling	ECHL	58	6	9	15	105	-23	0	0	0	108	--	--	--	--	--	
	Wilkes-Barre	AHL	2	0	0	0	5	0	0	0	0	0	--	--	--	--	--	
2008-09	Wilkes-Barre	AHL	41	2	1	3	112	-1	0	0	0	22	1	0	0	0	0	

WADE BROOKBANK



Position: D
Shoots: Left

Ht: 6-4

Wt: 225

DOB: 9/29/77

Birthplace: Lanigan, SK

Acquired: Signed as free agent on July 31, 2009.




2008-09: Played 27 games with Carolina, registering one goal and 40 penalty minutes ... Saw action in 24 games with Norfolk of American Hockey League, recording one assist and 46 penalty minutes.

CAREER: Appeared in 127 career NHL games over parts of four seasons with Nashville, Vancouver, Boston and Carolina ... Totaled six goals, nine points and 345 penalty minutes during NHL career ... Played parts of seven seasons in the AHL with Grand Rapids, Binghamton, Milwaukee, Manitoba, Providence, Wilkes-Barre-Scranton, Albany and Norfolk ... Has seen action in over 250 AHL contests ... Played 39 games for WBS in 2006-07, posting one goal and 116 penalty minutes.

CAREER STATISTICS

YEAR	TEAM	LEAGUE	REGULAR SEASON										PLAYOFFS					
			GP	G	A	PTS	PIM	+/-	PP	SH	GW	S	GP	G	A	PTS	PIM	
1997-98	Melville	SJHL	58	8	21	29	330	--	--	--	--	--	--	--	--	--	--	--
	Anchorage	WCHL	7	0	0	0	46	--	--	--	--	--	4	0	0	0	20	
1998-99	Anchorage	WCHL	56	0	4	4	337	--	--	--	--	--	--	--	--	--	--	
1999-00	Oklahoma City	CHL	68	3	9	12	354	--	--	--	--	--	7	1	1	2	29	
2000-01	Oklahoma City	CHL	46	1	13	14	267	--	--	--	--	--	5	0	0	0	24	
	Orlando	IHL	29	0	1	1	122	--	--	--	--	--	4	0	0	0	6	
2001-02	Grand Rapids	AHL	73	1	6	7	337	2	0	0	0	--	3	0	1	1	14	
2002-03	Binghamton	AHL	8	0	0	0	28	-4	0	0	0	4	--	--	--	--	--	
2003-04	Nashville	NHL	9	0	0	0	38	-4	0	0	0	1	--	--	--	--	--	
	Vancouver	NHL	20	2	0	2	95	3	0	0	1	6	--	--	--	--	--	
	Binghamton	AHL	4	0	0	0	31	0	0	0	0	--	--	--	--	--	--	
	Milwaukee	AHL	6	0	0	0	6	-2	0	0	0	--	--	--	--	--	--	
	Manitoba	AHL	4	0	0	0	12	0	0	0	0	--	--	--	--	--	--	
2004-05	Manitoba	AHL	68	0	10	10	285	2	0	0	0	--	9	0	0	0	10	
2005-06	Vancouver	NHL	32	1	2	3	81	3	0	0	0	10	--	--	--	--	--	
2006-07	Boston	NHL	7	1	0	1	15	-1	0	0	0	1	--	--	--	--	--	
	Providence	AHL	4	0	0	0	15	-2	0	0	0	--	--	--	--	--	--	
	Wilkes-Barre	AHL	39	1	0	1	116	-2	0	0	0	--	5	0	0	0	6	
2007-08	Carolina	NHL	32	1	1	2	76	4	0	0	0	12	--	--	--	--	--	
	Albany	AHL	25	0	2	2	28	-3	0	0	--	--	--	--	--	--	--	
2008-09	Carolina	NHL	27	1	0	1	40	0	0	0	0	8	--	--	--	--	--	
	Norfolk	AHL	24	0	1	1	46	--	--	--	--	--	--	--	--	--	--	
NHL TOTALS			127	6	3	9	345	5	0	0	1	38	--	--	--	--	--	

LANE CAFFARO



Position: D

Shoots: Left

Ht: 6-1

Wt: 190

DOB: 3/5/84

Birthplace: Slave Lake, ALTA

Acquired: Signed as free agent on June 29, 2009.




2008-09: Finished senior season with Union College, totaling 22 points (8+14) in 39 games ... Signed with Wilkes-Barre/Scranton of the American Hockey League, seeing action in four contests and posting one assist.

CAREER: Signed first pro contract with Penguins last season ... Joined Wilkes-Barre/Scranton at end of season after finishing his senior year at Union College ... Played three seasons in the AJHL with St. Albert and Fort McMurray ... Played four seasons with Union College from 2005-09 ... Played in 135 games, totaling 23 goals, 56 assists, 79 points and 227 penalty minutes in collegiate career ... Finished senior campaign with eight goals, 14 assists, 22 points and 30 penalty minutes.

CAREER STATISTICS

YEAR	TEAM	LEAGUE	GP	REGULAR SEASON									PLAYOFFS					
				G	A	PTS	PIM	+/-	PP	SH	GW	S	GP	G	A	PTS	PIM	
2002-03	St. Albert	AJHL	23	2	7	9	72	--	--	--	--	--	--	--	--	--	--	--
	Fort McMurray	AJHL	32	4	14	18	100	--	--	--	--	--	--	--	--	--	--	--
2003-04	Fort McMurray	AJHL	58	10	27	37	78	--	--	--	--	--	--	--	--	--	--	--
2004-05	Fort McMurray	AJHL	59	9	22	31	105	--	--	--	--	--	--	--	--	--	--	--
2005-06	Union College	NCAA	29	5	11	16	101	--	--	--	--	--	--	--	--	--	--	--
2006-07	Union College	NCAA	34	7	18	25	63	--	--	--	--	--	--	--	--	--	--	--
2007-08	Union College	NCAA	33	3	13	16	33	--	--	--	--	--	--	--	--	--	--	--
2008-09	Union College	NCAA	39	8	14	22	30	--	--	--	--	--	--	--	--	--	--	--
	Wilkes-Barre	AHL	4	0	1	1	6	--	--	--	--	--	--	--	--	--	--	--

LUCA CAPUTI



Position: LW

Shoots: Left

Ht: 6-2

Wt: 184

DOB: 10/1/88

Birthplace: Toronto, ON

Acquired: Selected by Penguins in fourth round (111th overall) of 2007 Entry Draft.




2008-09: Scored his first career goal in his first career NHL game on his first shift Feb. 3 at Montreal ... Saw action in five NHL games ... Played 66 games in Wilkes-Barre/Scranton (AHL), tallying 45 points (18+27) ... Totaled eight points (3+5) during the AHL playoffs ... Twice recorded five-game scoring streaks (Nov. 26-Dec. 6; Dec. 26-Jan. 2) ... Tallied three assists Jan. 11 vs. Hershey ... Posted three points (2+1) in three games with Wheeling (ECHL).

CAREER: Penguins' fourth-round pick (111th overall) in 2007 ... Played 19 AHL playoff games in 2008 with Wilkes-Barre/Scranton after outstanding finish to junior career ... Had eight points (4+4) for WBS ... Had first pro goal in Game 5 of division semifinals vs. Hershey ... Scored a goal in Game 5 of Calder Cup Finals vs. Chicago ... Played four seasons of junior hockey for Mississauga/Niagara Ice Dogs of OHL ... Had 185 points (86+99) in 214 OHL games from 2004-08 ... Ranked third in Ontario Hockey League in goals (51) and fourth in points (111) in 66 games for Niagara Ice Dogs, both franchise records ... Added 17 points (8+9) in 10 playoff games for the Ice Dog.

CAREER STATISTICS

YEAR	TEAM	LEAGUE	REGULAR SEASON										PLAYOFFS				
			GP	G	A	PTS	PIM	+/-	PP	SH	GW	S	GP	G	A	PTS	PIM
2004-05	Mississauga	OHL	48	5	1	6	25	6	1	0	--	--	--	--	--	--	--
2005-06	Mississauga	OHL	32	3	0	3	43	-18	1	0	--	--	--	--	--	--	
2006-07	Mississauga	OHL	68	27	38	65	66	22	8	1	--	--	5	2	1	3	0
2007-08	Niagara	OHL	66	51	60	111	107	26	10	6	--	--	10	8	9	17	14
	Wilkes-Barre	AHL	--	--	--	--	--	--	--	--	--	--	19	4	4	8	8
2008-09	PITTSBURGH	NHL	5	1	0	1	4	-1	0	0	0	7	--	--	--	--	--
	Wilkes-Barre	AHL	66	18	27	45	45	0	3	0	3	124	12	3	5	8	10
PITTSBURGH TOTALS			5	1	0	1	4	-1	0	0	0	7	--	--	--	--	--

CHRIS CONNER



Position: RW

Shoots: Left

Ht: 5-8

Wt: 180

DOB: 12/23/83

Birthplace: Westland, MI

Acquired: Signed as free agent on July 5, 2009.




2008-09: Played 38 games with Dallas in the NHL ... Tallied 13 points on three goals and 10 assists ... Played 30 games with Peoria (AHL), posting 16 goals and 28 points.

CAREER: Has appeared in 71 NHL games with Dallas in his career, tallying 21 points (7+14) ... Played in one postseason game with Stars, Game 3 of Western Conference Finals vs. Detroit in 2008 ... Made NHL debut Dec. 8 at Edmonton ... Notched first NHL goal Dec. 27 at Colorado ... Saw action in 148 games in the AHL with Iowa and Peoria, totaling 109 points (50+59) ... Played 118 games in parts of three seasons with Iowa (AHL), totaling 81 points (34+47) ... Appeared in 19 playoff games for Iowa, tallying nine points (3+6) ... Signed with Dallas as a free agent in 2006 ... Played four seasons with Michigan Tech, posting 69 goals, 60 assists and 129 points in 151 games ... Tallied 29 points (17+12) during senior campaign, leading the team in goals and points ... Finished career as school's all-time leader in shorthanded goals (15) and ranks 19th among goal-scorers (69) ... Named to the 2004 WCHA Second All-Star Team.

CAREER STATISTICS

YEAR	TEAM	LEAGUE	REGULAR SEASON										PLAYOFFS					
			GP	G	A	PTS	PIM	+/-	PP	SH	GW	S	GP	G	A	PTS	PIM	
2002-03	Michigan Tech	WCHA	38	13	24	37	8	--	--	--	--	--	--	--	--	--	--	--
2003-04	Michigan Tech	WCHA	38	25	14	39	12	--	--	--	--	--	--	--	--	--	--	--
2004-05	Michigan Tech	WCHA	37	14	10	24	6	--	--	--	--	--	--	--	--	--	--	--
2005-06	Michigan Tech	WCHA	38	17	12	29	18	--	--	--	--	--	--	--	--	--	--	--
	Iowa	AHL	15	2	3	5	0	--	--	--	--	--	7	1	1	2	2	
2006-07	Dallas	NHL	11	1	2	3	4	-3	0	0	0	18	--	--	--	--	--	
	Iowa	AHL	48	19	18	37	24	1	6	2	5	--	12	2	5	7	2	
2007-08	Dallas	NHL	22	3	2	5	6	0	0	0	0	27	1	0	0	0	0	
	Iowa	AHL	55	13	26	39	17	-4	2	2	--	--	--	--	--	--	--	
2008-09	Dallas	NHL	38	3	10	13	10	-5	0	0	1	34	--	--	--	--	--	
	Peoria	AHL	30	16		28	10	--	--	--	--	--	--	--	--	--	--	
NHL TOTALS			71	7	14	21	20	-8	0	0	1	79	1	0	0	0	0	

JOHN CURRY



Position: G

Catches: Left

Ht: 5-11

Wt: 185

DOB: 2/27/84

Birthplace: Shorewood, MN

Acquired: Signed by Penguins as a free agent on July 13, 2007.




2008-09: Made NHL debut, playing in three games for Pittsburgh ... Posted a 2-1 record, 2.40 goals-against average and .913 save percentage ... Played first career NHL game in relief appearance and notched first win Nov. 26 at NY Islanders ... Made first NHL start Nov. 28 at Buffalo ... Played 50 games in his second season in Wilkes-Barre/Scranton (AHL), posting a 33-15-1 record, 2.38 goals-against average, .916 save percentage and four shutouts ... His 33 wins set a new franchise single-season record and were the second most in the AHL ... His 57 career wins are the most in franchise history ... Saw action in seven postseason games going 4-3 with a 3.36 goals-against average and .885 save percentage ... Became first goaltender in Wilkes-Barre/Scranton history to post back-to-back 20-win seasons ... Set new team record with 10 straight victories.

CAREER: Finished two pro seasons in Wilkes-Barre/Scranton ... Owns franchise marks for career wins (57) and wins in a single season (33), and became first netminder in team history to produce back-to-back 20-win seasons ... In 2007-08, helped lead Wilkes-Barre/Scranton to Calder Cup Finals, going 14-9 with 2.83 goals-against average in 23 playoff games ... During regular season, appeared in 40 games for WBS as AHL rookie, going 24-12-3 with 2.23 GAA and .915 save percentage ... Loaned to Las Vegas (ECHL) on Oct. 18 and went 4-1 with 2.81 GAA with Wranglers ... Assigned to U.S. national team for Deutschland Cup Nov. 5 ... Was 1-0-1 with 1.92 GAA and .946 save percentage in two tournament games ... Made 34 saves in shootout loss to Switzerland in championship game ... Reassigned to WBS on Nov. 12 ... Recorded first career AHL win in 4-3 overtime decision over Binghamton Nov. 24 ... Notched first career AHL shutout with 20 saves vs. Syracuse Dec. 26 ... Named to AHL All-Rookie Team ... Played four seasons at Boston University ... Led nation with seven shutouts and was 17-10-8 with 2.01 goals-against average as senior in 2006-07 ... Finalist for 2007 Hobey Baker Award as top U.S. college player ... Named RBK First Team All-American ... Named Hockey East Player of the Year and Hockey East First-Team All-Star ... Received Walter Brown Award as best American-born NCAA Division I hockey player in New England ... Named team MVP for three straight seasons ... Was runner-up for Hockey East Player of the Year as junior in 2006 and sophomore in 2005.

CAREER STATISTICS

YEAR	TEAM	LEAGUE	REGULAR SEASON								PLAYOFFS					
			GP	W	L	T	MIN	GA	SO	GAA	GP	W-L	MIN	GA	SO	GAA
2003-04	Boston University	HE	1	0	0	0	5	0	0	0.00	--	--	--	--	--	--
2004-05	Boston University	HE	33	18	11	3	1,949	64	3	1.97	--	--	--	--	--	--
2005-06	Boston University	HE	37	24	8	4	2,166	81	3	2.24	--	--	--	--	--	--
2006-07	Boston University	HE	36	17	10	8	2,154	72	7	2.01	--	--	--	--	--	--
2007-08	Wilkes-Barre	AHL	40	24	12	3	2,343	87	3	2.23	23	14-9	1358	64	1	2.83
	Wheeling	ECHL	1	0	1	0	60	4	0	4.00	--	--	--	--	--	--
	Las Vegas	ECHL	6	4	1	0	342	16	0	2.81	--	--	--	--	--	--
2008-09	PITTSBURGH	NHL	3	2	1	0	149	6	0	2.40	--	--	--	--	--	--
	Wilkes-Barre	AHL	50	33	15	1	2996	119	4	2.38	7	4-3	393	22	0	3.36
PITTSBURGH TOTALS			3	2	1	0	149	6	0	2.40	--	--	--	--	--	--

JON D'AVERSA



Position: D
Shoots: Right
Ht: 6-2
Wt: 200
DOB: 3/2/86
Birthplace: Richmond Hill, ON
Acquired: Signed by Penguins as a free agent on May 25, 2007.




2008-09: Saw action in 68 games with Wilkes-Barre/Scranton (AHL) ... Recorded 23 points (1+22) and a plus-2 rating ... Notched two assists in 11 postseason games ... Set new career highs in points and assists with three helpers Oct. 8 vs. Hershey ... Played three games with Wheeling (ECHL), netting four points (2+2).

CAREER: Played two seasons with Wilkes-Barre/Scranton, posting 29 points (5+24) in 95 contests during that span ... Has two assists in 11 AHL postseason games ... Made pro debut and split 2007-08 season between Wheeling and Wilkes-Barre/Scranton ... Had 14 points (1+13) in 25 games with Wheeling and represented Nailers at ECHL All-Star Game in Stockton, CA, recording two goals ... Had six points (4+2) in 27 games with Wilkes-Barre/Scranton. ... Scored first pro goal and point Nov. 14 with WBS vs. Philadelphia ... Played four seasons of junior hockey for Sudbury of OHL from 2003-07 ... Career total of 150 points (26+124) in 259 games ... Ranked third among OHL defensemen in 2006-07 with 13 goals, 47 assists, 60 points ... Played for Eastern Conference in 2007 OHL All-Star Classic ... Defense partner Penguins center Jordan Staal's brother Marc Staal, now of NY Rangers.

CAREER STATISTICS

YEAR	TEAM	LEAGUE	REGULAR SEASON										PLAYOFFS				
			GP	G	A	PTS	PIM	+/-	PP	SH	GW	S	GP	G	A	PTS	PIM
2003-04	Sudbury	OHL	63	1	14	15	22	10	1	0	0	--	7	0	1	1	2
2004-05	Sudbury	OHL	67	5	24	29	42	-12	5	0	0	--	12	4	6	10	8
2005-06	Sudbury	OHL	62	7	39	46	83	13	5	0	0	--	10	2	0	2	17
2006-07	Sudbury	OHL	67	13	47	60	53	14	9	0	0	--	21	3	15	18	16
2007-08	Wilkes-Barre	AHL	27	4	2	6	6	3	1	0	0	38	--	--	--	--	--
	Wheeling	ECHL	25	1	13	14	10	-10	0	0	0	56	--	--	--	--	--
2008-09	Wilkes-Barre	AHL	68	1	22	23	36	2	0	0	0	129	11	0	2	2	4

DERYK ENGELLAND



Position: D

Shoots: Right

Ht: 6-2

Wt: 202

DOB: 4/3/82

Birthplace: Chetwynd, AB

Acquired: Signed by Penguins as a free agent on July 16, 2007.




2008-09: Six-year veteran played 80 games with Wilkes-Barre/Scranton (AHL), tallying 14 points (3+11) and 143 penalty minutes ... Posted two assists in 12 games during AHL playoffs ... Played in his 100th consecutive regular-season game Nov. 26 vs. Philadelphia ... Appeared in all 80 regular-season games for the second straight season ... Had an assist and set a personal best plus-4 rating Feb. 27 vs. Albany.

CAREER: Turned pro in 2003-04 and has played for Lowell, Hershey and Wilkes-Barre/Scranton (AHL) and Las Vegas, South Carolina and Reading (ECHL) ... Played 80 games with Wilkes-Barre/Scranton in 2007-08, recording 17 points (2+15) with 141 penalty minutes ... Made Wilkes-Barre/Scranton debut Oct. 3 vs. Hershey Bears, his former team ... Scored first WBS goal Nov. 21 vs. Worcester ... Played in 35 playoff games and had six points (1+5) with 20 penalty minutes ... Minor league totals are 98 points (19+79) with 719 penalty minutes in 415 games ... Played five years of junior hockey with Moose Jaw of Western Hockey League.

CAREER STATISTICS

YEAR	TEAM	LEAGUE	GP	REGULAR SEASON									PLAYOFFS						
				G	A	PTS	PIM	+/-	PP	SH	GW	S	GP	G	A	PTS	PIM		
1998-99	Moose Jaw	WHL	2	0	0	0	0	--	--	--	--	--	--	--	--	--	--	--	--
1999-00	Moose Jaw	WHL	55	0	5	5	62	--	--	--	--	--	4	0	0	0	0	0	0
2000-01	Moose Jaw	WHL	65	4	11	15	157	--	--	--	--	--	4	0	0	0	0	10	10
2001-02	Moose Jaw	WHL	56	7	10	17	102	--	--	--	--	--	12	0	2	2	2	27	27
2002-03	Moose Jaw	WHL	65	3	8	11	199	--	--	--	--	--	13	1	1	2	2	20	20
2003-04	Lowell	AHL	26	0	0	0	34	--	--	--	--	--	--	--	--	--	--	--	--
	Las Vegas	ECHL	35	2	11	13	63	--	--	--	--	--	2	0	0	0	0	0	0
2004-05	Las Vegas	ECHL	72	5	16	21	138	--	--	--	--	--	--	--	--	--	--	--	--
2005-06	Hershey	AHL	37	0	4	4	77	--	--	--	--	--	1	0	0	0	0	0	0
	South Carolina	ECHL	35	3	13	16	20	--	--	--	--	--	--	--	--	--	--	--	--
2006-07	Hershey	AHL	44	4	6	10	95	--	--	--	--	--	14	0	0	0	0	14	14
	Reading	ECHL	6	0	3	3	8	--	--	--	--	--	--	--	--	--	--	--	--
2007-08	Wilkes-Barre	AHL	80	2	15	17	141	10	0	0	1	99	23	1	3	4	4	14	14
2008-09	Wilkes-Barre	AHL	80	3	11	14	143	-1	1	0	0	82	12	0	2	2	2	6	6

NATE GUENIN



Position: D
Shoots: Left

Ht: 6-2

Wt: 210

DOB: 12/10/82

Birthplace: Sewickley, PA

Acquired: Signed as a free agent on July 3, 2009.




2008-09: Is third Pittsburgh native to join Penguins organization in last three seasons (Bill Thomas, 2008-09; Ryan Malone, 2003-08) ... Appeared in one NHL game with Philadelphia, spending majority of time with Phantoms (AHL) ... Tallied 14 assists and 95 penalty minutes in 62 games with Phantoms.

CAREER: Has appeared in 12 NHL games with Philadelphia, posting two assists ... Made NHL debut Jan. 18 vs. NY Islanders ... Earned first career NHL points with two assists March 31 vs. NY Rangers ... Played three pro seasons with the Philadelphia Phantoms ... Has compiled 43 points (7+36) and 333 penalty minutes in 207 games with the Phantoms ... Collected one assist and a plus-2 rating in 12 AHL playoff games ... Originally drafted by the NY Rangers in the fourth round (127th overall) of the 2002 NHL Entry Draft ... Played four seasons with Ohio State University, recording 53 points (6+47) and 390 penalty minutes in 151 games ... Led club in penalty minutes all four seasons ... Served as team captain during senior season and received honorable mention for the CCHA's All-Star Team ... Was voted Hardest-Hitting Defenseman and Best Defenseman One-on-One in CCHA captain's poll ... Two-time recipient of Ohio State's Ice Club Scholar Athlete Award, given to the top student athlete on the team ... Played one season with the Pittsburgh Hornets in 1999-00, scoring 13 points (3+10) and totaling 122 penalty minutes in 40 games.

CAREER STATISTICS

YEAR	TEAM	LEAGUE	REGULAR SEASON										PLAYOFFS					
			GP	G	A	PTS	PIM	+/-	PP	SH	GW	S	GP	G	A	PTS	PIM	
1999-00	Pgh Hornets	AAHA	40	3	10	13	122	--	--	--	--	--	--	--	--	--	--	--
2000-01	Green Bay	USHL	54	2	11	13	70	--	--	--	--	--	4	1	1	2	6	
2001-02	Green Bay	USHL	56	4	11	15	150	--	--	--	--	--	7	3	3	6	10	
2002-03	Ohio State	CCHA	42	2	9	11	75	--	--	--	--	--	--	--	--	--	--	
2003-04	Ohio State	CCHA	29	2	15	17	92	--	--	--	--	--	--	--	--	--	--	
2004-05	Ohio State	CCHA	41	2	12	14	136	--	--	--	--	--	--	--	--	--	--	
2005-06	Ohio State	CCHA	39	0	11	11	87	--	--	--	--	--	--	--	--	--	--	
2006-07	Philadelphia	NHL	9	0	2	2	4	0	0	0	0	0	--	--	--	--	--	
	Philadelphiha	AHL	68	3	9	12	92	--	--	--	--	--	--	--	--	--	--	
2007-08	Philadelphiha	NHL	2	0	0	0	2	0	0	0	0	0	--	--	--	--	--	
	Philadelphiha	AHL	77	4	13	17	146	--	--	--	--	--	12	0	1	1	18	
2008-09	Philadelphiha	NHL	1	0	0	0	0	0	0	0	0	0	--	--	--	--	--	
	Philadelphia	AHL	62	0	14	14	95	--	--	--	--	--	4	0	0	0	10	
NHL TOTALS			12	0	2	2	6	0	0	0	0	0	--	--	--	--	--	

DUSTIN JEFFREY



Position: C

Shoots: Left

Ht: 6-1

Wt: 205

DOB: 2/27/88

Birthplace: Sarnia, ON

Acquired: Selected by Penguins in sixth round (171st overall) of 2007 Entry Draft.




2008-09: Played 14 NHL games with Pittsburgh, recording three points (1+2) and a plus-4 rating ... Notched his first career point (assist) Dec. 30 vs. Boston ... Scored his first career goal Jan. 1 at Boston ... Finished first full season with Wilkes-Barre/Scranton (AHL), playing in 63 games and recording 37 points (11+26) and a plus-7 rating ... Placed second on team with 10 points (5+5) in 12 AHL playoff games ... Recorded a five-game assist streak from Nov. 26-Dec. 6 (0+5).

CAREER: Penguins' sixth-round pick (171st overall) in 2007 ... Made AHL debut in 2008 playoffs ... Joined Wilkes-Barre/Scranton for AHL postseason on April 29 and scored two goals, three points in 15 games ... Had first pro goal and assist in Game 4 of Eastern Division finals vs. Portland ... Played four Ontario Hockey League seasons for Mississauga and Sault Ste. Marie, recording 252 points (100+152) in 246 games ... Ranked eighth in OHL in assists (59) and ninth in points (97) for Sault Ste. Marie ... Finished final OHL season with 97 points (38+59) in 56 games ... Posted back-to-back seasons of more than 90 points for Sault Ste. Marie ... Named to Team OHL for 2006 ADT Canada/Russia Challenge and recorded two assists ... Received Dr. Bill Kelly Award as Greyhounds Most Gentlemanly Player in 2006 and 2007.

CAREER STATISTICS

YEAR	TEAM	LEAGUE	REGULAR SEASON										PLAYOFFS				
			GP	G	A	PTS	PIM	+/-	PP	SH	GW	S	GP	G	A	PTS	PIM
2004-05	Mississauga	OHL	53	10	15	25	20	9	0	0	--	--	--	--	--	--	--
2005-06	Mississauga	OHL	30	6	9	15	26	-11	4	0	--	--	--	--	--	--	--
	Sault Ste. Marie	OHL	39	12	11	23	10	6	4	0	--	--	4	1	2	3	2
2007-08	Sault Ste. Marie	OHL	56	38	59	97	30	25	17	7	--	--	14	3	8	11	12
	Wilkes-Barre	AHL	--	--	--	--	--	--	--	--	--	--	15	2	1	3	4
2008-09	PITTSBURGH	NHL	14	1	2	3	0	4	0	0	0	18	--	--	--	--	--
	Wilkes-Barre	AHL	63	11	26	37	31	7	4	1	2	123	12	5	5	10	8
PITTSBURGH TOTALS			14	1	2	3	0	4	0	0	0	18	--	--	--	--	--

NICK JOHNSON



Position: RW

Shoots: Right

Ht: 6-1

Wt: 183

DOB: 12/24/85

Birthplace: Calgary, AB

Acquired: Selected by Penguins in third round (67th overall) of 2004 Entry Draft.




2008-09: Split season between Wilkes-Barre/Scranton (AHL) and Wheeling (ECHL) ... In 56 games in Wilkes-Barre/Scranton, posted 31 points (14+17) and a plus-14 rating ... Totaled 10 points (4+6) in 12 postseason games, tied for second most on team ... Scored first career AHL goal Dec. 6 vs. Albany after being recalled earlier that day ... Posted five multi-point games, including first two-goal game Jan. 11 vs. Hershey ... Recorded 24 points (14+10) in 18 games with Wheeling ... Also had six power-play goals and three game-winning goals for Nailers.

CAREER: Penguins' third-round pick (67th overall) in 2004 ... Turned pro in 2007-08 after completing senior season at Dartmouth College ... Played four regular-season games for Wilkes-Barre/Scranton, recording one assist April 2 vs. Albany ... Played 10 AHL playoff games, contributing an assist in Eastern Conference finals vs. Portland ... Played four seasons at Dartmouth from 2004-07 ... Finished college career with 125 points (57+68) in 133 games ... Named First Team All-ECAC and First Team All-Ivy League as senior at Dartmouth, recording 35 points (10+25) in 32 games ... Had career high 28 goals as freshman in 2004-05 and was named to ECAC All-Rookie Team ... Before Dartmouth, played for St. Albert Saints of Alberta Junior Hockey League ... Was named Canadian Junior A Player of the Year in 2003-04.

CAREER STATISTICS

YEAR	TEAM	LEAGUE	REGULAR SEASON										PLAYOFFS				
			GP	G	A	PTS	PIM	+/-	PP	SH	GW	S	GP	G	A	PTS	PIM
2003-04	St. Albert	AJHL	51	35	36	71	33	4	0	3	3	--	--	--	--	--	
2004-05	Dartmouth	ECAC	35	18	17	35	16	--	--	--	--	--	--	--	--		
2005-06	Dartmouth	ECAC	33	15	10	25	24	--	--	--	--	--	--	--	--		
2006-07	Dartmouth	ECAC	33	14	16	30	46	--	7	0	2	--	--	--	--		
2007-08	Dartmouth	ECAC	32	10	25	35	20	--	6	0	1	--	--	--	--		
2008-09	Wilkes-Barre	AHL	4	0	1	1	0	1	0	0	0	9	10	0	1	2	
	Wheeling	ECHL	18	14	10	24	19	6	6	1	3	67	--	--	--	--	

CHRIS LEE



Position: D
Shoots: Left

Ht: 6-0

Wt: 185

DOB: 10/3/80

Birthplace: MacTier, ON

Acquired: Signed as free agent on July 5, 2009.




2008-09: Appeared in 66 contests with the Bridgeport Sound Tigers in the American Hockey League ... Tallied six goals and 30 points, along with 36 penalty minutes.

CAREER: Has played parts of three seasons in the AHL with Bridgeport, Iowa, Omaha and Albany ... Collected 76 points (17+59) and 98 penalty minutes in 170 career AHL games ... Saw action in parts of three seasons with Florida of the ECHL, totaling 68 points on 21 goals and 47 assists ... Played four seasons with SUNY-Potsdam, posting 115 points on 41 goals and 74 assists in 110 games ... Set personal bests with 17 goals, 32 assists and 49 points during senior season.

CAREER STATISTICS

YEAR	TEAM	LEAGUE	REGULAR SEASON										PLAYOFFS					
			GP	G	A	PTS	PIM	+/-	PP	SH	GW	S	GP	G	A	PTS	PIM	
2000-01	Lindsay	OPJHL	37	2	7	9	107	--	--	--	--	--	--	--	--	--	--	--
	SUNY-Potsdam	NCAA	28	2	6	8	26	--	--	--	--	--	--	--	--	--	--	--
2001-02	SUNY-Potsdam	NCAA	27	8	14	22	42	--	--	--	--	--	--	--	--	--	--	--
2002-03	SUNY-Potsdam	NCAA	28	14	22	36	37	--	--	--	--	--	--	--	--	--	--	--
2003-04	SUNY-Potsdam	NCAA	27	17	32	49	30	--	--	--	--	--	--	--	--	--	--	--
2004-05	Florida	ECHL	68	5	22	27	16	--	--	--	--	--	15	2	9	11	6	
2005-06	Florida	ECHL	52	10	27	37	56	--	--	--	--	--	8	2	1	3	4	
2006-07	Bridgeport	AHL	1	0	0	0	0	--	--	--	--	--	--	--	--	--	--	--
	Omaha	AHL	32	4	13	17	16	--	--	--	--	--	6	3	0	3	6	
	Albany	AHL	3	0	1	1	4	--	--	--	--	--	--	--	--	--	--	--
	Florida	ECHL	37	6	19	25	22	--	--	--	--	--	9	3	1	4	0	
2007-08	Iowa	AHL	68	7	21	28	42	--	--	--	--	--	--	--	--	--	--	--
2008-09	Bridgeport	AHL	66	6	24	30	36	--	--	--	--	--	--	--	--	--	--	--

MARK LETESTU



Position: C
Shoots: Right
Ht: 5-11
Wt: 195
DOB: 2/4/85
Birthplace: Elk Point, AB
Acquired: Signed as free agent on March 22, 2007.




2008-09: Saw action in 73 games with Wilkes-Barre/Scranton (AHL) ... Finished third on team in scoring with 61 points on 24 goals and 37 assists ... Added seven power-play goals, five game-winning goals and a plus-12 rating ... Tallied 10 points (2+8) in 12 playoff games to tie for second most on team ... Scored a goal in five consecutive games from Jan. 17-24 (5+1) ... Recorded a five-game scoring streak from Dec. 27-Jan. 3, totaling eight points (2+6) ... Set a new career high with four points in a contest on two occasions; Dec. 28 vs. Binghamton (1+3) and March 11 at Philadelphia (1+3) ... Posted three points in a game twice; Dec. 10 at Norfolk (2+1) and Feb. 8 vs. Norfolk (1+2) ... Tied the team record for assists in a period (3) Dec. 28 vs. Binghamton.

CAREER: Turned pro after completing freshman season at Western Michigan University in 2006-07 ... Played first full pro season in 2007-08, appearing in 52 games for Wilkes-Barre/Scranton and totaling 18 points (6+12) ... Scored first AHL goal Jan. 2 vs. Syracuse ... Had two goals Jan. 9 vs. Lake Erie ... Played 12 AHL playoff games and added three assists ... Also appeared in six games for Wheeling (ECHL) and had three points (1+2) ... Named CCHA Rookie of the Year after recording 24 goals, 46 points in 37 games at Western Michigan ... Ranked third in CCHA in goals and seventh in points ... Led nation with five shorthanded goals ... Had 4.00 grade point average ... Appeared in three games for Wilkes-Barre/Scranton after turning pro ... Was Alberta Junior Hockey League scoring champion with 86 points for Bonnyville in 2005-06 ... Also named MVP of AJHL.

CAREER STATISTICS

YEAR	TEAM	LEAGUE	REGULAR SEASON										PLAYOFFS				
			GP	G	A	PTS	PIM	+/-	PP	SH	GW	S	GP	G	A	PTS	PIM
2002-03	Bonnyville	AJHL	11	7	1	8	0	--	0	0	1	--	--	--	--	--	--
2003-04	Bonnyville	AJHL	58	22	27	49	24	--	8	1	5	--	5	3	1	4	6
2004-05	Bonnyville	AJHL	63	39	47	86	32	--	9	1	8	--	4	0	4	4	2
2006-07	Western Michigan	CCHA	37	24	22	46	14	13	7	5	2	125	--	--	--	--	--
	Wilkes-Barre	AHL	3	0	0	0	0	-1	0	0	0	4	2	0	0	0	2
2007-08	Wilkes-Barre	AHL	52	6	12	18	28	-2	2	0	1	108	12	0	3	3	0
	Wheeling	ECHL	6	1	2	3	4	0	0	0	0	21	--	--	--	--	--
2008-09	Wilkes-Barre	AHL	73	24	37	61	6	12	7	0	5	182	12	2	8	10	4

BEN LOVEJOY



Position: D

Shoots: Right

Ht: 6-2

Wt: 215

DOB: 2/20/84

Birthplace: Concord, NH

Acquired: Signed as a free agent on July 7, 2008.



2008-09: Played two games with Pittsburgh, making his NHL debut Dec. 8 vs. Buffalo ... Played 76 games with Wilkes-Barre/Scranton (AHL) and led the league with a plus-42 rating ... Tallied 31 points (7+24), most among team's defensemen ... Scored two points (1+1) in 12 playoff games ... Named to the PlanetUSA All-Star Team ... Twice posted a personal best three-point games; Dec. 3 at Worcester (1+2) and Dec. 30 vs. Philadelphia (2+1) ... Had two assists and a plus-3 rating Jan. 21 vs. Manchester.

CAREER: Completed two seasons with Wilkes-Barre/Scranton, compiling 51 points (9+42) and a plus-58 rating in 148 games ... Played first pro season with Wilkes-Barre/Scranton 2007-08, finishing with 20 points (2+18) in 72 games ... Recorded first pro point with an assist Nov. 10 at Springfield ... Scored first pro goal March 12 vs. Norfolk ... Led team in plus-minus rating at plus-16 ... Played all 23 playoff games and had 10 points (2+8) ... First career playoff goal was game-winner in Game 4 of Eastern Conference finals vs. Portland ... Played four years of college hockey – one at Boston College, three at Dartmouth – before signing amateur tryout contract with Norfolk of AHL ... Played five games for Norfolk at end of 2006-07 season ... Had seven goals, 23 points in 32 games as senior at Dartmouth in 2006-07 ... Finished college career with 60 points (11+49) in 118 games with Dartmouth and BC ... Named to Hockey East Scholastic Team as freshman at Boston College in 2002-03.

CAREER STATISTICS

YEAR	TEAM	LEAGUE	REGULAR SEASON										PLAYOFFS					
			GP	G	A	PTS	PIM	+/-	PP	SH	GW	S	GP	G	A	PTS	PIM	
2002-03	Boston College	NCAA	22	0	6	6	6	--	--	--	--	--	--	--	--	--	--	--
2004-05	Dartmouth	NCAA	32	2	11	13	28	--	--	--	--	--	--	--	--	--	--	--
2005-06	Dartmouth	NCAA	32	2	16	18	24	--	--	--	--	--	--	--	--	--	--	--
2006-07	Dartmouth	NCAA	32	7	16	23	28	--	--	--	--	--	--	--	--	--	--	--
	Norfolk	AHL	5	0	0	0	6	--	--	--	--	--	--	--	--	--	--	--
2007-08	Wilkes-Barre	AHL	72	2	18	20	63	16	1	0	1	134	23	2	8	10	18	
2008-09	PITTSBURGH	NHL	2	0	0	0	0	0	0	0	0	1	--	--	--	--	--	
	Wilkes-Barre	AHL	76	7	24	31	84	42	1	1	1	120	12	1	1	2	14	
PITTSBURGH TOTALS			2	0	0	0	0	0	0	0	0	1	--	--	--	--	--	

WYATT SMITH



Position: C
Shoots: Left

Ht: 5-11

Wt: 205

DOB: 2/13/77

Birthplace: Thief River Falls, MN

Acquired: Signed as free agent on July 31, 2009.




2008-09: Spent the season between Norfolk and San Antonio of the American Hockey League ... Posted seven points (3+4) with Norfolk and 40 points (16+24) with San Antonio.

CAREER: Played parts of eight seasons in the NHL with Phoenix, Nashville, N.Y. Islanders, Minnesota and Colorado ... In 211 career games, recorded 32 points (10+22) and 65 penalty minutes ... Originally drafted by Phoenix in the ninth round (233rd overall) in the 1997 Entry Draft ... Played in 474 career AHL games with Springfield, Milwaukee, Bridgeport, Houston, Lake Erie, Norfolk and San Antonio ... Won AHL's Calder Cup with Milwaukee in 2003-04 ... Played four seasons at the University of Minnesota ... Recorded 67 goals, 62 assists and 129 points in 152 contests during collegiate career.

CAREER STATISTICS

YEAR	TEAM	LEAGUE	REGULAR SEASON										PLAYOFFS					
			GP	G	A	PTS	PIM	+/-	PP	SH	GW	S	GP	G	A	PTS	PIM	
1995-96	Minnesota	NCAA	32	4	5	9	32	--	--	--	--	--	--	--	--	--	--	--
1996-97	Minnesota	NCAA	38	16	14	30	44	--	--	--	--	--	--	--	--	--	--	
1997-98	Minnesota	NCAA	39	24	23	47	62	--	--	--	--	--	--	--	--	--	--	
1998-99	Minnesota	NCAA	43	23	20	43	37	--	--	--	--	--	--	--	--	--	--	
1999-00	Phoenix	NHL	2	0	0	0	0	--	--	--	--	--	--	--	--	--	--	
	Springfield	AHL	60	14	26	40	26	--	--	--	--	--	5	2	3	5	13	
2000-01	Phoenix	NHL	42	3	7	10	13	--	--	--	--	--	--	--	--	--	--	
	Springfield	AHL	18	5	7	12	11	--	--	--	--	--	--	--	--	--	--	
2001-02	Phoenix	NHL	10	0	0	0	0	--	--	--	--	--	--	--	--	--	--	
	Springfield	AHL	69	23	32	55	69	--	--	--	--	--	--	--	--	--	--	
2002-03	Nashville	NHL	11	1	0	1	0	--	--	--	--	--	--	--	--	--	--	
	Milwaukee	AHL	56	24	27	51	89	--	--	--	--	--	4	1	0	1	2	
2003-04	Nashville	NHL	18	3	1	4	2	--	--	--	--	--	--	--	--	--	--	
	Milwaukee	AHL	40	9	7	16	40	--	--	--	--	--	22	5	7	1	25	
2004-05	Milwaukee	AHL	69	19	28	47	89	--	--	--	--	--	7	1	4	5	10	
2005-06	N.Y. Islanders	NHL	42	0	8	8	26	--	--	--	--	--	--	--	--	--	--	
	Bridgeport	AHL	39	13	16	29	40	--	--	--	--	--	--	--	--	--	--	
2006-07	Minnesota	NHL	61	3	3	6	16	--	--	--	--	--	4	0	0	0	0	
	Houston	AHL	12	4	3	7	12	--	--	--	--	--	--	--	--	--	--	
2007-08	Colorado	NHL	25	0	3	3	8	--	--	--	--	--	1	0	0	0	0	
	Lake Erie	AHL	40	17	18	35	34	--	--	--	--	--	--	--	--	--	--	
2008-09	Norfolk	AHL	18	3	4	7	12	--	--	--	--	--	--	--	--	--	--	
	San Antonio	AHL	53	16	24	40	59	--	--	--	--	--	--	--	--	--	--	
NHL TOTALS			211	10	22	32	65	--	--	--	--	--	5	0	0	0	0	

BRAD THIESSEN



Position: G
Catches: Left
Ht: 6-0
Wt: 180
DOB: 3/19/86
Birthplace: Aldergrove, BC
Acquired: Signed as free agent on April 8, 2009.




2008-09: Finished third season at Northeastern University ... In 41 games, posted a 25-12-4 record, 2.12 goals-against average and .931 save percentage ... Member of Penguins' playoff taxi squad, known as the Black Aces ... Traveled with Penguins throughout their 2009 championship run providing practice support.

COLLEGE: Started three seasons at Northeastern University ... Played in 111 games, posting a 52-46-12 record ... Played two seasons in the British Columbia Hockey League with Penticton and Prince George.

CAREER STATISTICS

YEAR	TEAM	LEAGUE	GP	W	L	T	REGULAR SEASON				PLAYOFFS					
							MIN	GA	SO	GAA	GP	W-L	MIN	GA	SO	GAA
2003-04	Penticton	BCHL	42	13	17	1	2130	122	2	3.44	--	--	--	--	--	--
2004-05	Prince George	BCHL	36	12	22	1	2053	117	1	3.42	--	--	--	--	--	--
2006-07	Northeastern	NCAA	33	11	17	5	1985	82	5	2.48	--	--	--	--	--	--
2007-08	Northeastern	NCAA	37	16	17	3	2180	96	2	2.64	--	--	--	--	--	--
2008-09	Northeastern	NCAA	41	25	12	4	2496	88	3	2.12	--	--	--	--	--	--

TIM WALLACE



Position: C
Shoots: Left
Ht: 6-3
Wt: 211

DOB: 2/5/81

Birthplace: Salmon Arm, BC

Acquired: Signed as a free agent May 29, 2007.



2008-09: Saw first NHL action, playing in 16 games for Pittsburgh ... Posted two assists ... Recorded first NHL point Dec. 18 at Atlanta ... Played 58 games for Wilkes-Barre/Scranton (AHL) ... Totaled 19 points (11+8), a plus-7 rating and 51 penalty minutes ... Recorded two assists in seven AHL postseason games ... Recorded a personal-best two two-goal games; Jan. 31 at Syracuse and Feb. 3 at Philadelphia.


CAREER: Played three pro seasons with Wilkes-Barre/Scranton (AHL) and Wheeling (ECHL) ... Totaled 59 points (28+31) in 164 games for WBS ... Compiled 17 points (6+11) in lone season with Wheeling ... Played four seasons for University of Notre Dame from 2002-06 ... Was school's all-time "iron man" after not missing a game in four years (153 games) ... Ranked third on all-time school list in games played ... Had career point total of 59 (25+34) ... Before Notre Dame, played two seasons for U.S. National Team Development Program from 2000-02 ... Won a gold medal with U.S. at 2000 Under-18 World Championships.

CAREER STATISTICS

YEAR	TEAM	LEAGUE	REGULAR SEASON										PLAYOFFS					
			GP	G	A	PTS	PIM	+/-	PP	SH	GW	S	GP	G	A	PTS	PIM	
2000-01	US Under-18	NAHL	56	8	11	19	45	--	--	--	--	--	--	--	--	--	--	--
2001-02	US Juniors	USHL	11	1	5	6	10	--	--	--	--	--	--	--	--	--	--	--
	US Under-18	NAHL	10	3	2	5	6	--	--	--	--	--	--	--	--	--	--	--
2002-03	Notre Dame	CCHA	40	6	5	11	28	--	--	--	--	--	--	--	--	--	--	--
2003-04	Notre Dame	CCHA	39	3	8	11	10	--	--	--	--	--	--	--	--	--	--	--
2004-05	Notre Dame	CCHA	38	5	9	14	20	--	--	--	--	--	--	--	--	--	--	--
2005-06	Notre Dame	CCHA	36	11	12	23	28	--	--	--	--	--	--	--	--	--	--	--
2006-07	Wilkes-Barre	AHL	32	5	9	14	39	2	0	0	2	37	11	1	1	2	2	
	Wheeling	ECHL	19	6	11	17	23	0	4	0	0	40	--	--	--	--	--	
2007-08	Wilkes-Barre	AHL	74	12	14	26	82	11	0	0	2	105	22	2	6	8	21	
2008-09	PITTSBURGH	NHL	16	0	2	2	7	2	0	0	0	17	--	--	--	--	--	
	Wilkes-Barre	AHL	58	11	8	19	51	7	0	0	2	80	7	0	2	2	2	
PITTSBURGH TOTALS			16	0	2	2	7	2	0	0	0	17	--	--	--	--	--	

IN THE SYSTEM

SERGEI ANSHAKOV




Pos: LW **Ht:** 6-3 **Wt:** 180 **DOB:** 1/13/84 **POB:** Moscow, Russia
Acquired: From Los Angeles (with Martin Strbak) for Martin Straka, Nov. 30, 2003.

CAREER STATISTICS

YEAR	TEAM	LEAGUE	REGULAR SEASON											PLAYOFFS				
			GP	G	A	PTS	PIM	+/-	PP	SH	GW	S	GP	G	A	PTS	PIM	
2001-02	CSKA-2	Rus-3	3	3	1	4	0	--	--	--	--	--	--	--	--	--	--	--
	CSKA	Russia	39	17	12	29	10	--	--	--	--	--	7	3	0	3	0	
	Russia U-18	WJC	8	2	2	4	2	2	--	--	--	--	--	--	--	--	--	--
2002-03	CSKA	Russia	25	1	2	3	4	--	--	--	--	--	--	--	--	--	--	--
	Russia	WJC	6	1	1	2	0	1	--	--	--	--	--	--	--	--	--	--
2003-04	CSKA	Russia	33	3	2	5	12	--	--	--	--	--	--	--	--	--	--	--
	Russia	WJC	6	5	2	7	0	3	--	--	--	--	--	--	--	--	--	--
2004-05	CSKA	Russia	11	0	0	0	2	-4	--	--	--	--	--	--	--	--	--	--
	Salavat Yulayev	Russia	23	9	3	12	4	-6	--	--	--	--	--	--	--	--	--	--
2005-06	Salavat Yulayev	Russia	6	1	1	2	12	0	--	--	--	--	--	--	--	--	--	--
	Moscow Dynamo	Russia	1	0	0	0	0	-1	--	--	--	--	--	--	--	--	--	--
	Tver MVD THK	Rus-3	1	2	0	2	0	--	--	--	--	--	--	--	--	--	--	--
	Tver MVD	Russia	12	1	3	4	2	-3	--	--	--	--	2	0	1	1	0	
2006-07	CSKA	Russia	29	2	3	5	4	12	--	--	--	--	--	--	--	--	--	--
	Sibir Novosibirsk	Russia	17	2	4	6	4	-2	1	1	1	--	3	1	0	1	2	
2007-08	Amur Khabarovsk	Russia	22	4	2	6	4	-4	--	--	--	--	--	--	--	--	--	--
2008-09	Neftekhimik	KHL	41	7	3	10	10	1	--	--	--	--	2	0	0	0	0	

ANDY BATHGATE




Pos: C **Ht:** 6-0 **Wt:** 164 **DOB:** 2/26/91 **POB:** Brampton, ON
Acquired: Drafted by Penguins in fifth round (151st overall) of 2009 Entry Draft.

CAREER STATISTICS

YEAR	TEAM	LEAGUE	REGULAR SEASON											PLAYOFFS				
			GP	G	A	PTS	PIM	+/-	PP	SH	GW	S	GP	G	A	PTS	PIM	
2007-08	Georgetown	OPJHL	40	14	30	44	24	--	--	--	--	--	--	--	--	--	--	--
	Belleville	OHL	5	0	1	1	2	--	--	--	--	--	5	0	0	0	0	
2008-09	Belleville	OHL	44	4	12	16	10	--	--	--	--	--	--	--	--	--	--	--

ADAM BERKHOEL




Pos: G **Ht:** 5-11 **Wt:** 185 **DOB:** 5/16/81 **POB:** St. Paul, MN
Acquired: Signed as free agent in 2008.

CAREER STATISTICS

YEAR	TEAM	LEAGUE	REGULAR SEASON								PLAYOFFS					
			GP	W	L	T	MIN	GA	SO	GAA	GP	W-L	MIN	GA	SO	GAA
1999-00	Twin City	USHL	49	25	15	7	2848	129	5	2.72	13	--	--	--	--	--
2000-01	Denver	NCAA	15	7	6	1	745	38	1	3.06	--	--	--	--	--	--
2001-02	Denver	NCAA	18	12	4	1	1026	40	1	2.34	--	--	--	--	--	--
2002-03	Denver	NCAA	26	12	6	4	1436	55	3	2.30	--	--	--	--	--	--
2003-04	Denver	NCAA	39	24	11	4	2225	91	7	2.45	--	--	--	--	--	--
2004-05	Chicago	AHL	1	0	1	0	59	4	0	4.04	--	--	--	--	--	--
	Gwinnett	ECHL	24	9	10	5	1458	59	2	2.43	7	--	--	--	--	--
2005-06	Atlanta	NHL	9	2	4	1	473	30	0	3.80	--	--	--	--	--	--
	Chicago	AHL	11	3	6	0	526	32	0	3.65	--	--	--	--	--	--
	Gwinnett	ECHL	15	10	4	1	902	41	1	2.73	9	--	--	--	--	--
2006-07	Rochester	AHL	6	2	3	0	316	17	0	3.22	--	--	--	--	--	--
	Dayton	ECHL	43	23	17	3	2584	105	5	2.44	22	--	--	--	--	--
2007-08	Grand Rapids	AHL	31	10	14	4	1697	83	1	2.93	--	--	--	--	--	--
2008-09	Wilkes-Barre	AHL	28	15	11	2	1635	69	4	2.53	6	3-2	340	12	--	2.12
NHL Totals			9	2	4	1	473	30	0	3.80	--	--	--	--	--	--

ROBERT BORTUZZO



Pos: D **Ht:** 6-4 **Wt:** 207 **DOB:** 3/18/89 **POB:** Thunder Bay, ON
Acquired: Drafted by Penguins in third round (78th overall) of 2007 Entry Draft.

CAREER STATISTICS

YEAR	TEAM	LEAGUE	REGULAR SEASON										PLAYOFFS				
			GP	G	A	PTS	PIM	+/-	PP	SH	GW	S	GP	G	A	PTS	PIM
2006-07	Kitchener	OHL	63	2	12	14	67	16	0	0	--	--	9	1	2	3	8
2007-08	Kitchener	OHL	52	3	15	18	61	23	1	0	--	--	18	0	8	8	14
2008-09	Kitchener	OHL	23	1	16	17	24	-6	--	--	--	--	--	--	--	--	--

TIM CROWDER



Pos: RW **Ht:** 6-2 **Wt:** 180 **DOB:** 10/16/86 **POB:** Victoria, BC
Acquired: Drafted by Penguins in fifth round (126th overall) of 2005 Entry Draft.

CAREER STATISTICS

YEAR	TEAM	LEAGUE	REGULAR SEASON										PLAYOFFS				
			GP	G	A	PTS	PIM	+/-	PP	SH	GW	S	GP	G	A	PTS	PIM
2003-04	Powell	BCHL	57	21	34	55	44	--	--	--	--	--	7	3	3	6	8
2004-05	South Surrey	BCHL	56	23	27	50	30	--	--	--	--	--	--	--	--	--	--
2005-06	Michigan State	CCHA	44	17	13	30	29	--	--	--	--	--	--	--	--	--	--
2006-07	Michigan State	CCHA	41	14	11	25	18	0	4	0	0	--	--	--	--	--	--
2007-08	Michigan State	CCHA	42	15	23	38	36	0	5	0	3	--	--	--	--	--	--
2008-09	Michigan State	CCHA	24	4	9	13	14	-8	2	0	1	63	--	--	--	--	--

NICK D'AGOSTINO




Pos: D **Ht:** 6-1 **Wt:** 176 **DOB:** 6/24/90 **POB:** Mississauga, ON
Acquired: Drafted by Penguins in seventh round (210th overall) of 2008 Entry Draft.

CAREER STATISTICS

YEAR	TEAM	LEAGUE	REGULAR SEASON										PLAYOFFS				
			GP	G	A	PTS	PIM	+/-	PP	SH	GW	S	GP	G	A	PTS	PIM
2007-08	St. Michael's	OPJHL	46	5	18	23	22	--	--	--	--	--	12	0	3	3	3
2008-09	St. Michael's	OPJHL	43	9	24	33	34	--	3	0	3	--	6	2	3	5	8

SIMON DESPRES




Pos: D **Ht:** 6-4 **Wt:** 205 **DOB:** 7/27/91 **POB:** Laval, PQ
Acquired: Drafted by Penguins in first round (30th overall) of 2009 Entry Draft.

CAREER STATISTICS

YEAR	TEAM	LEAGUE	REGULAR SEASON										PLAYOFFS				
			GP	G	A	PTS	PIM	+/-	PP	SH	GW	S	GP	G	A	PTS	PIM
2007-08	Saint John	QMJHL	64	1	13	14	30	--	--	--	--	--	14	0	4	4	18
2008-09	Saint John	QMJHL	66	2	30	32	74	--	--	--	--	--	--	--	--	--	--

PATRICK EHELECHNER




Pos: G **Ht:** 6-1 **Wt:** 184 **DOB:** 9/23/84 **POB:** Rosenheim, Germany
Acquired: From San Jose (with Nils Ekman) on July 20, 2006, for a 2007 second-round pick.

CAREER STATISTICS

YEAR	TEAM	LEAGUE	GP	W	L	T	REGULAR SEASON					PLAYOFFS					
							MIN	GA	SO	GAA	GP	W	L	MIN	GA	SO	GAA
2001-02	Landshut EV	GerObl	2	1	1	0	130	6	0	2.77	--	--	--	--	--	--	--
	Hannover	DEL	8	--	--	--	475	24	0	3.04	--	--	--	--	--	--	--
2002-03	Hannover	DEL	46	--	--	--	163	16	0	5.90	--	--	--	--	--	--	--
2003-04	Sudbury	OHL	56	22	26	6	3089	148	3	2.87	7	2	4	390	14	2	2.15
2004-05	Sudbury	OHL	51	23	21	4	2996	128	3	2.56	--	--	--	--	--	--	--
2005-06	Mannheim	DEL	1	0	1	0	59	5	0	5.02	--	--	--	--	--	--	--
	Duisburg	DEL	26	7	11	5	1243	75	2	3.62	--	--	--	--	--	--	--
2006-07	Duisburg	DEL	6	--	--	--	244	28	0	6.89	--	--	--	--	--	--	--
2007-08	Sinupret	DEL	15	10	2	0	820	34	0	2.71	--	--	--	--	--	--	--
2008-09	Sinupret	DEL	7	3	2	0	427	15	0	2.10	--	--	--	--	--	--	--

VIKTOR EKBOM



Pos: D **Ht:** 6-2 **Wt:** **DOB:** 194 **POB:** Falkoping, Sweden
Acquired: Drafted by Penguins in sixth round (181st overall) of 2009 Entry Draft.

CAREER STATISTICS

YEAR	TEAM	LEAGUE	GP	G	A	PTS	PIM	+/-	PP	SH	GW	S	PLAYOFFS				
													GP	G	A	PTS	PIM
2006-07	Skovde	SWE-3	36	3	14	17	30	--	--	--	--	--	--	--	--	--	--
2007-08	Linkoping	SWE-Jr.	25	3	7	10	10	--	--	--	--	--	--	--	--	--	--
	Oskarshamn	SWE-2	9	0	0	0	2	--	--	--	--	--	--	--	--	--	--
2008-09	Oskarshamn	SWE2	29	2	4	6	22	--	--	--	--	--	--	--	--	--	--
	Linkoping	SWE	14	0	1	1	6	--	--	--	--	--	--	--	--	--	--

BRIAN GIFFORD




Pos: C **Ht:** 6-2 **Wt:** 197 **DOB:** 11/12/85 **POB:** Moorhead, MN
Acquired: Drafted by Penguins in third round (85th overall) of 2004 Entry Draft.

CAREER STATISTICS

YEAR	TEAM	LEAGUE	REGULAR SEASON										PLAYOFFS					
			GP	G	A	PTS	PIM	+/-	PP	SH	GW	S	GP	G	A	PTS	PIM	
2003-04	Moorhead	USHS	26	19	37	56	26	--	--	--	--	--	--	--	--	--	--	--
2004-05	Indiana	USHL	55	13	10	23	80	--	--	--	--	--	--	--	--	--	--	--
2005-06	Indiana	USHL	56	12	14	26	55	--	--	--	--	--	--	--	--	--	--	--
2006-07	Denver	WCHA	40	3	10	13	49	--	3	0	2	72	--	--	--	--	--	--
2007-08	Denver	WCHA	36	2	5	7	16	--	0	0	0	--	--	--	--	--	--	--
2008-09	Denver	WCHA	40	4	8	12	40	3	0	0	2	46	--	--	--	--	--	--

ALEX GRANT




Pos: D **Ht:** 6-2 **Wt:** 185 **DOB:** 1/20/89 **POB:** Antigonish, NS
Acquired: Drafted by Penguins in fourth round (118th overall) of 2007 Entry Draft.

CAREER STATISTICS

YEAR	TEAM	LEAGUE	REGULAR SEASON										PLAYOFFS					
			GP	G	A	PTS	PIM	+/-	PP	SH	GW	S	GP	G	A	PTS	PIM	
2004-05	Antigonish	MJAHL	50	7	9	16	36	--	--	--	--	--	--	--	--	--	--	--
2005-06	Saint John	QMJHL	47	4	9	13	58	-33	2	0	0	82	--	--	--	--	--	--
2006-07	Saint John	QMJHL	68	12	20	32	108	-32	8	1	2	131	--	--	--	--	--	--
2007-08	Saint John	QMJHL	70	15	33	48	96	17	9	1	2	238	14	3	11	14	12	
2008-09	Saint John	QMJHL	37	9	22	31	51	-7	5	0	3	137	--	--	--	--	--	--
	Shawinigan	QMJHL	23	4	15	19	11	10	1	0	1	76	21	4	5	9	18	

JOEY HADDAD




Pos: LW **Ht:** 6-2 **Wt:** 189 **DOB:** 10/12/80 **POB:** Sydney, NS
Acquired: Signed as free agent in July 2008.

CAREER STATISTICS

YEAR	TEAM	LEAGUE	REGULAR SEASON										PLAYOFFS				
			GP	G	A	PTS	PIM	+/-	PP	SH	GW	S	GP	G	A	PTS	PIM
2005-06	Prince Edward	QMJHL	48	3	12	15	73	--	--	--	--	--	1	0	0	0	0
2006-07	Prince Edward	QMJHL	68	9	12	21	78	--	--	--	--	--	5	0	0	0	6
2007-08	Cape Breton	QMJHL	70	31	31	62	103	--	--	--	--	--	11	7	5	12	12
2008-09	Cape Breton	QMJHL	50	30	25	55	91	--	--	--	--	--	--	--	--	--	--

BEN HANOWSKI




Pos: RW **Ht:** 6-2 **Wt:** 198 **DOB:** 10/18/90 **POB:** Little Falls, MN
Acquired: Drafted by Penguins in third round (63rd overall) in 2009 Entry Draft.

CAREER STATISTICS

YEAR	TEAM	LEAGUE	REGULAR SEASON										PLAYOFFS				
			GP	G	A	PTS	PIM	+/-	PP	SH	GW	S	GP	G	A	PTS	PIM
2008-09	Little Falls	HS-MIN	25	57	53	110	16	--	--	--	--	--	--	--	--	--	--

EVGENI ISAKOV



Pos: C **Ht:** 6-2 **Wt:** 197 **DOB:** 11/13/84 **POB:** Krasnoyarsk, Russia
Acquired: Drafted by Penguins in fifth round (161th overall) of 2003 Entry Draft.

CAREER STATISTICS

YEAR	TEAM	LEAGUE	REGULAR SEASON										PLAYOFFS				
			GP	G	A	PTS	PIM	+/-	PP	SH	GW	S	GP	G	A	PTS	PIM
2002-03	Cherepovets	Russia	33	0	3	3	12	--	--	--	--	--	1	0	0	0	0
2003-04	Cherepovets	Russia	37	3	1	4	18	--	--	--	--	--	--	--	--	--	--
2004-05	Gazovik	Russia	4	0	2	2	2	--	--	--	--	--	3	0	0	0	2
2005-06	Gazovik	Russia	46	9	12	21	90	--	--	--	--	--	3	0	0	0	6
2006-07	Gazovik	Russia	51	6	11	17	48	3	--	--	--	--	--	--	--	--	--
2007-08	Gazovik	Russia	43	10	11	21	119	-8	--	--	--	--	--	--	--	--	--

PATRICK KILLEEN



Pos: G **Ht:** 6-4 **Wt:** 194 **DOB:** 4/15/90 **POB:** Almonte, ON
Acquired: Drafted by Penguins in sixth round (180th overall) of 2008 Entry Draft.

CAREER STATISTICS

YEAR	TEAM	LEAGUE	REGULAR SEASON								PLAYOFFS					
			GP	W	L	T	MIN	GA	SO	GAA	GP	W-L	MIN	GA	SO	GAA
2006-07	Brampton	OHL	8	1	3	0	304	29	0	5.73	--	--	--	--	--	--
2007-08	Brampton	OHL	34	20	9	2	1959	90	1	2.76	--	--	--	--	--	--
2008-09	Brampton	OHL	34	19	11	2	1916	91	2	2.85	1	0-0	23	4	0	--

NATHAN MOON



Pos: C **Ht:** 5-11 **Wt:** 179 **DOB:** 1/4/90 **POB:** Belleville, ON
Acquired: Drafted by Penguins in fourth round (120th overall) of 2008 Entry Draft.

CAREER STATISTICS

YEAR	TEAM	LEAGUE	REGULAR SEASON										PLAYOFFS				
			GP	G	A	PTS	PIM	+/-	PP	SH	GW	S	GP	G	A	PTS	PIM
2006-07	Kingston	OHL	56	13	27	49	39	2	3	0	--	--	5	2	0	2	0
2007-08	Kingston	OHL	68	35	42	77	79	-25	12	5	--	--	--	--	--	--	--
2008-09	Kingston	OHL	62	32	40	72	81	-11	10	4	2	--	--	--	--	--	

ALEXANDER PECHURSKI



Pos: G **Ht:** 6-0 **Wt:** 187 **DOB:** 6/4/90 **POB:** Magnitogorsk, Russia
Acquired: Drafted by Penguins in fifth round (150th overall) of 2008 Entry Draft.

CAREER STATISTICS

YEAR	TEAM	LEAGUE	REGULAR SEASON								PLAYOFFS					
			GP	W	L	T	MIN	GA	SO	GAA	GP	W-L	MIN	GA	SO	GAA
2006-07	Russia	U-18 WC	3	2	1	0	--	--	--	3.90	--	--	--	--	--	--
2007-08	Russia	U-18 WC	5	4	1	0	--	--	--	3.06	--	--	--	--	--	--

CHRIS PELUSO




Pos: D **Ht:** 5-11 **Wt:** 180 **DOB:** 8/21/86 **POB:** Wadena, MN
Acquired: Drafted by Penguins in seventh round (194th overall) of 2004 Entry Draft.

CAREER STATISTICS

YEAR	TEAM	LEAGUE	REGULAR SEASON										PLAYOFFS					
			GP	G	A	PTS	PIM	+/-	PP	SH	GW	S	GP	G	A	PTS	PIM	
2003-04	Brainerd	USHSW	25	10	33	43	--	--	--	--	--	--	--	--	--	--	--	--
2004-05	Sioux Falls	USHL	53	1	7	8	54	--	--	--	--	--	--	--	--	--	--	--
2005-06	Sioux Falls	USHL	57	5	19	24	49	10	3	0	0	74	14	0	4	4	8	
2006-07	Bemidji State	CHA	26	0	6	6	24	--	0	0	0	--	--	--	--	--	--	
2007-08	Bemidji State	CHA	36	1	9	10	26	--	1	0	0	--	--	--	--	--	--	
2008-09	Bemidji State	CHA	35	0	13	13	34	2	0	0	0	34	--	--	--	--	--	

NICK PETERSEN




Pos: RW **Ht:** 6-2 **Wt:** 186 **DOB:** 5/27/89 **POB:** Wakefield, PQ
Acquired: Drafted by Penguins in fourth round (121st overall) of 2009 Entry Draft.

CAREER STATISTICS

YEAR	TEAM	LEAGUE	REGULAR SEASON										PLAYOFFS				
			GP	G	A	PTS	PIM	+/-	PP	SH	GW	S	GP	G	A	PTS	PIM
2007-08	Shawinigan	QMJHL	51	11	18	29	38	--	--	--	--	--	5	5	1	6	8
2008-09	Shawinigan	QMJHL	68	37	53	90	42	--	--	--	--	--	--	--	--	--	--

CASEY PIERRO-ZABOTEL



Pos: C **Ht:** 6-2 **Wt:** 210 **DOB:** 11/8/88 **POB:** Kamloops, BC
Acquired: Drafted by Penguins in third round (80th overall) of 2007 Entry Draft.

CAREER STATISTICS

YEAR	TEAM	LEAGUE	REGULAR SEASON										PLAYOFFS				
			GP	G	A	PTS	PIM	+/-	PP	SH	GW	S	GP	G	A	PTS	PIM
2004-05	Merritt	BCHL	58	6	6	12	19	--	1	0	--	--	5	0	0	0	0
2005-06	Merritt	BCHL	60	20	35	55	29	--	6	4	--	--	9	9	4	13	10
2006-07	Merritt	BCHL	55	51	65	116	42	--	23	1	--	--	7	8	3	11	13
2007-08	Vancouver	WHL	49	19	29	48	8	19	9	1	--	--	10	2	4	6	4
2008-09	Vancouver	WHL	72	36	79	115	52	62	9	3	6	--	17	4	13	17	16

PHILIP SAMUELSSON




Pos: D **Ht:** 6-3 **Wt:** 198 **DOB:** 7/26/91 **POB:** Leksand, Sweden
Acquired: Drafted by Penguins in second round (61st overall) of 2009 Entry Draft.

CAREER STATISTICS

YEAR	TEAM	LEAGUE	REGULAR SEASON										PLAYOFFS					
			GP	G	A	PTS	PIM	+/-	PP	SH	GW	S	GP	G	A	PTS	PIM	
2007-08	USA U-18	USDP	4	0	0	0	6	--	--	--	--	--	--	--	--	--	--	--
2008-09	Chicago	USHL	54	0	22	22	60	--	--	--	--	--	--	--	--	--	--	--

JOHANNES SALMONSSON



Pos: LW **Ht:** 6-2 **Wt:** 183 **DOB:** 2/7/86 **POB:** Uppsala, Sweden
Acquired: Drafted by Penguins in second round (61st overall) of 2004 Entry Draft.

CAREER STATISTICS

YEAR	TEAM	LEAGUE	REGULAR SEASON										PLAYOFFS					
			GP	G	A	PTS	PIM	+/-	PP	SH	GW	S	GP	G	A	PTS	PIM	
2003-04	Djurgarden	Sweden	25	0	3	3	4	4	--	--	--	--	--	--	--	--	--	--
	Sweden	WJC	6	0	1	1	4	3	--	--	--	--	--	--	--	--	--	--
2004-05	Sjurgarden	Sweden	30	2	2	4	6	9	0	0	0	0	9	0	0	0	0	0
	Sweden	WJC	6	5	3	8	0	2	--	--	--	--	--	--	--	--	--	--
2005-06	Spokane	WHL	54	12	15	27	30	--	--	--	--	--	--	--	--	--	--	--
	Sweden	WJC	5	2	2	4	4	2	--	--	--	--	--	--	--	--	--	--
2006-07	Brynas	Sweden	45	8	3	11	28	4	--	--	--	--	--	--	--	--	--	--
2007-08	Brynas	Sweden	9	0	1	1	2	--	--	--	--	--	--	--	--	--	--	--
	Rogle	Sweden	24	10	4	14	26	--	--	--	--	--	--	--	--	--	--	--
2008-09	Rogle	Sweden	33	5	4	9	12	-10	--	--	--	--	--	--	--	--	--	--

TIMO SEPPANEN




Pos: D **Ht:** 6-1 **Wt:** 209 **DOB:** 6/22/87 **POB:** Helsinki, Finland
Acquired: Drafted by Penguins in seventh round (185th overall) of 2006 Entry Draft.

CAREER STATISTICS

YEAR	TEAM	LEAGUE	REGULAR SEASON										PLAYOFFS				
			GP	G	A	PTS	PIM	+/-	PP	SH	GW	S	GP	G	A	PTS	PIM
2005-06	IFK Jr.	FIN	30	7	11	18	65	--	--	--	--	--	5	0	1	1	0
2006-07	HIFK Helsinki	FIN	12	0	0	0	10	--	--	--	--	--	--	--	--	--	--
	HPK Hameenlinna	FIN	16	2	1	3	10	--	--	--	--	--	--	--	--	--	--
	Finland	WJC	6	0	3	3	10	2	0	0	0	11	--	--	--	--	--
2007-08	KalPa Kuopio	FIN	52	6	6	12	30	--	--	--	--	--	--	--	--	--	--
2008-09	KalPa Kuopio	FIN	57	3	7	10	42	--	--	--	--	--	--	--	--	--	--

CARL SNEEP




Pos: D **Ht:** 6-4 **Wt:** 210 **DOB:** 11/5/87 **POB:** St. Louis Park, MN
Acquired: Drafted by Penguins in second round (32nd overall) of 2006 Entry Draft.

CAREER STATISTICS

YEAR	TEAM	LEAGUE	REGULAR SEASON										PLAYOFFS				
			GP	G	A	PTS	PIM	+/-	PP	SH	GW	S	GP	G	A	PTS	PIM
2005-06	Brainerd	USHS	26	14	23	37	34	--	--	--	--	--	--	--	--	--	--
	Lincoln	USHL	13	1	3	4	9	3	0	0	0	12	9	0	1	1	6
2006-07	Boston College	HE	38	1	9	10	8	--	0	1	0	--	--	--	--	--	--
2007-08	Boston College	HE	44	3	12	15	15	--	2	0	0	--	--	--	--	--	--
2008-09	Boston College	HE	33	2	9	11	26	--	0	0	--	36	--	--	--	--	--

BRIAN STRAIT




Pos: D **Ht:** 6-0 **Wt:** 200 **DOB:** 1/4/88 **POB:** Boston, MA
Acquired: Drafted by Penguins in third round (65th overall) of 2006 Entry Draft.

CAREER STATISTICS

YEAR	TEAM	LEAGUE	REGULAR SEASON										PLAYOFFS				
			GP	G	A	PTS	PIM	+/-	PP	SH	GW	S	GP	G	A	PTS	PIM
2005-06	US U-18	USDP	47	2	11	13	68	--	--	--	--	--	--	--	--	--	--
2006-07	Boston Univ.	HE	26	3	3	6	47	--	1	0	0	--	--	--	--	--	--
2007-08	Boston Univ.	HE	37	0	10	10	20	--	0	0	0	--	--	--	--	--	--
	United States	WJC	6	0	0	0	6	1	0	0	0	6	--	--	--	--	--
2008-09	Boston Univ.	HE	38	2	5	7	67	10	1	0	0	32	--	--	--	--	--

ERIC TANGRADI




Pos: LW **Ht:** 6-4 **Wt:** 221 **DOB:** 2/10/89 **POB:** Philadelphia, PA
Acquired: From Anaheim on Feb. 26, 2009, with Chris Kunitz for Ryan Whitney

CAREER STATISTICS

YEAR	TEAM	LEAGUE	REGULAR SEASON										PLAYOFFS				
			GP	G	A	PTS	PIM	+/-	PP	SH	GW	S	GP	G	A	PTS	PIM
2006-07	Belleville	OHL	65	5	15	20	32	--	--	--	--	--	15	8	9	17	14
2007-08	Belleville	OHL	56	24	36	60	41	--	--	--	--	--	21	7	11	18	20
2008-09	Belleville	OHL	55	38	50	88	61	--	--	--	--	--	16	8	13	21	12

KEVEN VEILLEUX



Pos: C **Ht:** 6-5 **Wt:** 214 **DOB:** 6/27/89 **POB:** St. Georges-de-Beauce, PQ
Acquired: Drafted by Penguins in second round (51st overall) of 2007 Entry Draft.

CAREER STATISTICS

YEAR	TEAM	LEAGUE	REGULAR SEASON										PLAYOFFS				
			GP	G	A	PTS	PIM	+/-	PP	SH	GW	S	GP	G	A	PTS	PIM
2005-06	Victoriaville	QMJHL	33	2	13	15	4	-8	2	0	1	32	5	0	1	1	2
2006-07	Victoriaville	QMJHL	70	25	35	55	53	-6	12	0	2	176	6	1	5	6	4
2007-08	Victoriaville	QMJHL	42	10	32	42	54	-14	1	2	0	138	--	--	--	--	--
	Rimouski	QMJHL	19	7	15	22	22	5	2	0	0	41	9	3	4	7	2
2008-09	Rimouski	QMJHL	29	15	33	48	47	9	--	--	--	--	13	7	12	19	31

ALEX VELISCHEK




Pos: D **Ht:** 6-0 **Wt:** 200 **DOB:** 12/17/90 **POB:** Quebec City, QC
Acquired: Drafted by Penguins in fifth round (123rd overall) of 2009 Entry Draft.

CAREER STATISTICS

YEAR	TEAM	LEAGUE	REGULAR SEASON										PLAYOFFS				
			GP	G	A	PTS	PIM	+/-	PP	SH	GW	S	GP	G	A	PTS	PIM
2007-08	Delbarton	HS-NJ	16	11	11	22	32	--	--	--	--	--	--	--	--	--	--
2008-09	Delbarton	HS-NJ	30	16	35	51	42	--	--	--	--	--	--	--	--	--	--

JOE VITALE



Pos: C **Ht:** 5-11 **Wt:** 205 **DOB:** 8/20/85 **POB:** St. Louis, MO
Acquired: Drafted by Penguins in seventh round (195th overall) of 2005 Entry Draft.

CAREER STATISTICS

YEAR	TEAM	LEAGUE	GP	REGULAR SEASON									PLAYOFFS					
				G	A	PTS	PIM	+/-	PP	SH	GW	S	GP	G	A	PTS	PIM	
2004-05	Sioux Falls	USHL	53	11	20	31	62	--	--	--	--	--	--	--	--	--	--	--
2005-06	Northeastern	HE	31	8	8	16	71	--	2	1	1	--	--	--	--	--	--	--
2006-07	Northeastern	HE	35	7	9	16	54	--	1	2	3	74	--	--	--	--	--	--
2007-08	Northeastern	HE	37	12	23	35	75	--	2	0	1	--	--	--	--	--	--	--
2008-09	Northeastern	HE	40	7	20	27	68	7	1	2	2	93	--	--	--	--	--	--

WILKES-BARRE/SCRANTON



Wilkes-Barre/Scranton Penguins (AHL)
 670 North River St., Suite 210
 Wilkes-Barre, PA 18705
Phone: 570-208-PENS
Web site: www.wbspenguins.com

Chief Executive Officer/Governor: Jeff Barrett
General Manager: Jason Botterill
President/Alternate Governor: Rich Hixon
Chief Financial Officer: Greg Petorak
Head Coach: Todd Reirden
Assistant Coach: John Hynes
Athletic Trainer: Patrick Steidle, ATC
Equipment Manager: Teddy Richards
Asst. Equipment Manager: Josh Richards
Strength/Conditioning Coach: Joe Lorincz
Video Coach: Scott McConnell
Director of Marketing: Nicole Krutz
Play-by-Play Broadcaster: Scott Stuccio
Dr of Communications/Game Night Entertainment: Brian Coe
Director of Corporate Sales: Rob Belza
Manager of Print Projects: Tom DeFeo
Marketing Manager: Jillian Heller
Director of Box Office Operations: Bill Dotzel
Director of Group Sales: Chris Sipsky
Group Ticket Account Executive: Matt Chatburn
 Joshua McCorkle
Director of Season Ticket Sales and Service: ... Brian Mulhern
Staff Accountant: Angela Della Fortuna
Season Ticket Account Executives: Mark Rossick

2009.10 SCHEDULE

Saturday	October 3	vs. SYRACUSE	7:05pm
Friday	October 9	vs. HERSHEY	7:05pm
Saturday	October 10	vs. BRIDGEPORT	7:05pm
Friday	October 16	@ Binghamton	7:05pm
Saturday	October 17	vs. SYRACUSE	7:05pm
Friday	October 23	vs. HERSHEY	7:05pm
Saturday	October 24	@ Bridgeport	7:00pm
Thursday	October 29	@ Manitoba	8:30pm
Friday	October 30	@ Manitoba	8:30pm
Sunday	November 1	@ Toronto	4:00pm
Friday	November 6	vs. NORFOLK	7:05pm
Saturday	November 7	@ Worcester	7:05pm
Wednesday	November 11	vs. PORTLAND	7:05pm
Friday	November 13	@ Albany	7:00pm
Saturday	November 14	@ Hershey	7:00pm
Thursday	November 19	@ Hartford	7:00pm
Saturday	November 21	vs. ADIRONDACK	7:05pm
Wednesday	November 25	vs. NORFOLK	7:05pm
Friday	November 27	@ Rochester	7:05pm
Saturday	November 28	vs. SYRACUSE	7:05pm

Sunday	November 29	@ Hershey	5:00pm
Saturday	December 5	vs. HARTFORD	7:05pm
Sunday	December 6	@ Albany	5:00pm
Wednesday	December 9	@ Syracuse	7:00pm
Friday	December 11	vs. BINGHAMTON	7:05pm
Saturday	December 12	@ Adirondack	7:00pm
Sunday	December 13	@ Adirondack	3:00pm
Wednesday	December 16	@ Norfolk	7:15pm
Friday	December 18	@ Syracuse	7:30pm
Saturday	December 19	vs. TORONTO	7:05pm
Saturday	December 26	vs. ALBANY	7:05pm
Sunday	December 27	@ Albany	5:00pm
Monday	December 28	vs. ADIRONDACK	7:05pm
Wednesday	December 30	vs. BINGHAMTON	7:05pm
Friday	January 1	vs. HERSHEY	7:05pm
Saturday	January 2	vs. ROCHESTER	7:05pm
Wednesday	January 6	vs. NORFOLK	7:05pm
Friday	January 8	vs. LOWELL	7:05pm
Saturday	January 9	vs. MANCHESTER	7:05pm
Friday	January 15	@ Binghamton	7:05pm
Saturday	January 16	@ Hershey	7:00pm
Sunday	January 17	@ Springfield	3:00pm
Friday	January 22	@ Syracuse	7:30pm
Saturday	January 23	@ Rochester	7:05pm
Friday	January 29	vs. HERSHEY	7:05pm
Saturday	January 30	vs. MANITOBA	7:05pm
Sunday	January 31	vs. MANITOBA	3:05pm
Wednesday	February 3	vs. ADIRONDACK	7:05pm
Friday	February 5	vs. SYRACUSE	7:05pm
Saturday	February 6	@ Hershey	7:00pm
Wednesday	February 10	@ Norfolk	7:15pm
Friday	February 12	vs. BINGHAMTON	7:05pm
Saturday	February 13	vs. HERSHEY	7:05pm
Sunday	February 14	@ Adirondack	3:00pm
Wednesday	February 17	vs. ALBANY	7:05pm
Saturday	February 20	@ Lowell	7:00pm
Sunday	February 21	@ Manchester	4:00pm
Tuesday	February 23	@ Portland	7:00pm
Saturday	February 27	vs. PROVIDENCE	7:05pm
Sunday	February 28	vs. HERSHEY	3:05pm
Wednesday	March 3	vs. NORFOLK	7:05pm
Friday	March 5	@ Syracuse	7:30pm
Saturday	March 6	@ Hershey	7:00pm
Wednesday	March 10	vs. ALBANY	7:05pm
Friday	March 12	@ Providence	7:05pm
Saturday	March 13	@ Albany	3:00pm
Sunday	March 14	@ Adirondack	3:00pm
Wednesday	March 17	vs. NORFOLK	7:05pm
Friday	March 19	vs. SPRINGFIELD	7:05pm
Saturday	March 20	vs. ROCHESTER	7:05pm
Wednesday	March 24	@ Norfolk	7:15pm
Friday	March 26	@ Norfolk	7:15pm
Saturday	March 27	@ Hershey	7:00pm
Sunday	March 28	vs. WORCESTER	3:05pm
Wednesday	March 31	vs. ADIRONDACK	7:05pm
Friday	April 2	@ Binghamton	7:05pm
Wednesday	April 7	@ Norfolk	7:15pm
Friday	April 9	vs. ALBANY	7:05pm
Saturday	April 10	@ Binghamton	7:05pm
Sunday	April 11	vs. BINGHAMTON	3:05pm

table of contents

team information

players

2008-09 season

opponents

history

playoff history

media information

2009-10 schedule

WHEELING



Wheeling Nailers (ECHL)

1315 Main Street
Wheeling, WV 26003

Phone: (304) 234-4625

Web site: www.wheelingnailers.com

President, Nailers Hockey LLC: Robert Brooks
President, Nailers Hockey LLC: James Brooks
Director of Hockey Operations/Head Coach: .. Greg Puhalski
Vice President of Business Operations: Craig Bommer
Director of Broadcasting/Communications: Bob Rotruck
Account Manager: Ryan Mark
Account Manager: Paul Melanko
Accountant: Linda Timberlake
Equipment Manager: Bill Higgins
Athletic Trainer: Jerry Duncan
Medical Director: Shawn Posin, MD, FACEP
Team Physician: Michael Kovalick, DO
Fitness Program Director: George Frazier, MS

2009.10 SCHEDULE

Wed	Oct 7, 2009	JOHNSTOWN CHIEFS	7:05 PM
Sat	Oct 10, 2009	Johnstown Chiefs	7:05 PM
Fri	Oct 16, 2009	South Carolina Stingrays	7:05 PM
Sat	Oct 17, 2009	Gwinnett Gladiators	7:05 PM
Sun	Oct 18, 2009	Gwinnett Gladiators	4:05 PM
Fri	Oct 23, 2009	CINCINNATI CYCLONES	7:35 PM
Sat	Oct 24, 2009	Cincinnati Cyclones	7:30 PM
Sun	Oct 25, 2009	ELMIRA JACKALS	6:35 PM
Wed	Oct 28, 2009	Trenton Devils	7:00 PM
Fri	Oct 30, 2009	KALAMAZOO WINGS	7:35 PM
Sat	Oct 31, 2009	CINCINNATI CYCLONES	7:35 PM
Fri	Nov 6, 2009	SOUTH CAROLINA STINGRAYS	7:35 PM
Sat	Nov 7, 2009	JOHNSTOWN CHIEFS	7:35 PM
Fri	Nov 13, 2009	Johnstown Chiefs	7:05 PM
Sat	Nov 14, 2009	JOHNSTOWN CHIEFS	7:35 PM
Fri	Nov 20, 2009	Elmira Jackals	7:35 PM
Sat	Nov 21, 2009	Elmira Jackals	7:35 PM
Wed	Nov 25, 2009	FLORIDA EVERBLADES	7:05 PM
Fri	Nov 27, 2009	Elmira Jackals	7:35 PM
Sat	Nov 28, 2009	CINCINNATI CYCLONES	7:35 PM
Sun	Nov 29, 2009	CINCINNATI CYCLONES	6:35 PM
Wed	Dec 2, 2009	Johnstown Chiefs	7:05 PM
Fri	Dec 4, 2009	Johnstown Chiefs	7:05 PM
Sat	Dec 5, 2009	JOHNSTOWN CHIEFS	7:35 PM
Sun	Dec 6, 2009	TOLEDO WALLEYE	6:35 PM
Wed	Dec 9, 2009	Toledo Walleye	7:00 PM

Fri	Dec 11, 2009	GWINNETT GLADIATORS	7:35 PM
Sat	Dec 12, 2009	Kalamazoo Wings	7:30 PM
Sun	Dec 13, 2009	GWINNETT GLADIATORS	3:05 PM
Wed	Dec 16, 2009	Florida Everblades	7:30 PM
Fri	Dec 18, 2009	Florida Everblades	7:30 PM
Sat	Dec 19, 2009	Florida Everblades	7:30 PM
Sat	Dec 26, 2009	Kalamazoo Wings	7:30 PM
Sun	Dec 27, 2009	ELMIRA JACKALS	6:35 PM
Wed	Dec 30, 2009	Reading Royals	7:05 PM
Thur	Dec 31, 2009	TOLEDO WALLEYE	7:05 PM
Sat	Jan 2, 2010	Trenton Devils	7:00 PM
Fri	Jan 8, 2010	CINCINNATI CYCLONES	7:35 PM
Sat	Jan 9, 2010	JOHNSTOWN CHIEFS	7:35 PM
Fri	Jan 15, 2010	TOLEDO WALLEYE	7:35 PM
Sat	Jan 16, 2010	JOHNSTOWN CHIEFS	7:35 PM
Sun	Jan 17, 2010	ELMIRA JACKALS	3:05 PM
Fri	Jan 22, 2010	Charlotte Checkers	7:00 PM
Sun	Jan 24, 2010	South Carolina Stingrays	4:00 PM
Tues	Jan 26, 2010	South Carolina Stingrays	7:05 PM
Sat	Jan 30, 2010	SOUTH CAROLINA STINGRAYS	7:35 PM
Sun	Jan 31, 2010	SOUTH CAROLINA STINGRAYS	3:05 PM
Wed	Feb 3, 2010	Cincinnati Cyclones	7:30 PM
Fri	Feb 5, 2010	Elmira Jackals	7:35 PM
Sat	Feb 6, 2010	KALAMAZOO WINGS	8:05 PM
Tues	Feb 9, 2010	JOHNSTOWN CHIEFS	11:05 AM
Fri	Feb 12, 2010	ELMIRA JACKALS	7:35 PM
Sat	Feb 13, 2010	ELMIRA JACKALS	7:35 PM
Sun	Feb 14, 2010	Reading Royals	5:05 PM
Fri	Feb 19, 2010	Cincinnati Cyclones	7:30 PM
Sat	Feb 20, 2010	Cincinnati Cyclones	7:30 PM
Sun	Feb 21, 2010	Trenton Devils	4:00 PM
Wed	Feb 24, 2010	Cincinnati Cyclones	7:30 PM
Fri	Feb 26, 2010	Reading Royals	7:05 PM
Sat	Feb 27, 2010	Elmira Jackals	7:35 PM
Fri	Mar 5, 2010	CHARLOTTE CHECKERS	7:35 PM
Sat	Mar 6, 2010	TRENTON DEVILS	8:05 PM
Sun	Mar 7, 2010	TRENTON DEVILS	3:05 PM
Sat	Mar 13, 2010	Johnstown Chiefs	7:05 PM
Sun	Mar 14, 2010	KALAMAZOO WINGS	3:05 PM
Wed	Mar 17, 2010	Kalamazoo Wings	7:00 PM
Fri	Mar 19, 2010	Kalamazoo Wings	7:30 PM
Sat	Mar 20, 2010	KALAMAZOO WINGS	7:35 PM
Sun	Mar 21, 2010	TOLEDO WALLEYE	3:05 PM
Wed	Mar 24, 2010	Cincinnati Cyclones	7:30 PM
Fri	Mar 26, 2010	KALAMAZOO WINGS	7:35 PM
Sat	Mar 27, 2010	Toledo Walleye	7:00 PM
Fri	Apr 2, 2010	READING ROYALS	7:35 PM
Sat	Apr 3, 2010	CINCINNATI CYCLONES	7:35 PM

Home Games listed in All CAPS



As the team's official sports
medicine provider, we're proud
to support the Champion
Pittsburgh Penguins.

UPMC

2008.09 SEASON IN REVIEW



[table of contents](#)

[team information](#)

[players](#)

[2008-09 season](#)

[opponents](#)

[history](#)

[playoff history](#)

[media information](#)

[2009-10 schedule](#)

NHL STANDINGS

EASTERN CONFERENCE

ATLANTIC DIVISION

Team	Conf. Rank	GP	W	L	OT	GF	GA	PTS
y-NEW JERSEY	3	82	51	27	4	244	209	106
x-PITTSBURGH	4	82	45	28	9	264	239	99
x-PHILADELPHIA	5	82	44	27	11	264	238	99
x-NY RANGERS	7	82	43	30	9	210	218	95
NY ISLANDERS	15	82	26	47	9	201	279	61

NORTHEAST DIVISION

Team	Conf. Rank	GP	W	L	OT	GF	GA	PTS
z-BOSTON	1	82	53	19	10	274	196	116
x-MONTREAL	8	82	41	30	11	249	247	93
BUFFALO	10	82	41	32	9	250	234	91
OTTAWA	11	82	36	35	11	217	237	83
TORONTO	12	82	34	35	13	250	293	81

SOUTHEAST DIVISION

Team	Conf. Rank	GP	W	L	OT	GF	GA	PTS
y-WASHINGTON	2	82	50	24	8	272	245	108
x-CAROLINA	6	82	45	30	7	239	226	97
FLORIDA	9	82	41	30	11	234	231	93
ATLANTA	13	82	35	41	6	257	280	76
TAMPA BAY	14	82	24	40	18	210	279	66

WESTERN CONFERENCE

CENTRAL DIVISION

Team	Conf. Rank	GP	W	L	OT	GF	GA	PTS
y-DETROIT	2	82	51	21	10	295	244	112
x-CHICAGO	4	82	46	24	12	264	216	104
x-ST LOUIS	6	82	41	31	10	233	233	92
x-COLUMBUS	7	82	41	31	10	226	230	92
NASHVILLE	10	82	40	34	8	213	233	88

NORTHWEST DIVISION

Team	Conf. Rank	GP	W	L	OT	GF	GA	PTS
y-VANCOUVER	3	82	45	27	10	246	220	100
x-CALGARY	5	82	46	30	6	254	248	98
MINNESOTA	9	82	40	33	9	219	200	89
EDMONTON	11	82	38	35	9	234	248	85
COLORADO	15	82	32	45	5	199	257	69

PACIFIC DIVISION

Team	Conf. Rank	GP	W	L	OT	GF	GA	PTS
p-SAN JOSE	1	82	53	18	11	257	204	117
x-ANAHEIM	8	82	42	33	7	245	238	91
DALLAS	12	82	36	35	11	230	257	83
PHOENIX	13	82	36	39	7	208	252	79
LOS ANGELES	14	82	34	37	11	207	234	79

Teams receive 2 points for a victory (W) 1 point for an overtime or shootout loss (OT),
 x - clinched playoff spot; y - clinched division; z - clinched conference; p - clinched President's Trophy

SEASON RECORDS

SCORING LEADERS

RK	PLAYER	TEAM	GP	G	A	PTS	+/-	PIM	PP	SH	GW	S	%
1	EVGENI MALKIN	PIT	82	35	78	113	17	80	14	2	4	290	12.1
2	Alex Ovechkin	WSH	79	56	54	110	8	72	19	1	10	528	10.6
3	SIDNEY CROSBY	PIT	77	33	70	103	3	76	7	0	3	238	13.9
4	Pavel Datsyuk	DET	81	32	65	97	34	22	11	1	3	248	12.9
5	Zach Parise	NJD	82	45	49	94	30	24	14	0	8	364	12.4
6	Llya Kovalchuk	ATL	79	42	48	91	-12	50	12	0	6	275	15.6
7	Ryan Getzlaf	ANA	81	25	66	91	5	121	9	0	2	227	11.0
8	Jarome Iginla	CGY	82	35	54	89	-2	37	10	0	4	289	12.1
9	Marc Savard	BOS	82	25	63	88	25	70	9	0	5	213	11.7
10	Nicklas Backstrom	WSH	82	22	66	88	16	46	14	0	1	174	12.6

GOALS

RK	PLAYER	TEAM	GOALS
1	Alex Ovechkin	WSH	56
2	Jeff Carter	PHI	46
3	Zach Parise	NJD	45
4	Llya Kovalchuk	ATL	43
5	Thomas Vanek	BUF	40
6	Marian Hossa	DET	40
7	Eric Staal	CAR	40
8	Rick Nash	CBJ	40
9	Dany Heatley	OTT	39
10	Michael Cammalleri	CGY	39

ASSISTS

RK	PLAYER	TEAM	GOALS
1	EVGENI MALKIN	PIT	78
2	SIDNEY CROSBY	PIT	70
3	Nicklas Backstrom	WSH	66
4	Ryan Getzlaf	ANA	66
5	Pavel Datsyuk	DET	65
6	Marc Savard	BOS	63
7	Joe Thornton	SJS	61
8	Henrik Sedin	VAN	60
9	Mike Ribeiro	DAL	56
10	Jarome Iginla	CGY	54

PP GOALS

RK	PLAYER	TEAM	GOALS
1	Thomas Vanek	BUF	20
2	Michael Cammalleri	CGY	19
3	Alex Ovechkin	WSH	19
4	Mike Green	WSH	18
5	Teemu Selanne	ANA	16
6	Brad Boyes	STL	16
7	Dany Heatley	OTT	15
8	Keith Tkachuk	STL	14
9	Eric Staal	CAR	14
10	Zach Parise	NJD	14

GOALTENDING LEADERS

RK	PLAYER	TEAM	GP	MP	W-L-OT	GAA	SO	GA	SA	SV%
1	Miikka Kiprusoff	CGY	76	4,418	45-24-5	2.84	4	209	2155	.903
2	Evgeni Nabokov	SJS	62	3,686	41-12-8	2.44	7	150	1663	.910
3	Cam Ward	CAR	68	3,928	39-23-5	2.44	6	160	1901	.916
4	Henrik Lundqvist	NYR	70	4,152	38-25-7	2.43	3	168	2007	.916
5	Niklas Backstrom	MIN	71	4,088	37-24-8	2.33	8	159	2059	.923
6	Tim Thomas	BOS	54	3,258	36-11-7	2.10	5	114	1694	.933
7	MARC-ANDRE FLEURY	PIT	62	3,640	35-18-7	2.67	4	162	1850	.912
8	Ryan Miller	BUF	59	3,443	34-18-6	2.53	5	145	1773	.918
9	Steve Mason	CBJ	61	3,663	33-20-7	2.29	10	140	1658	.916
10	Roberto Luongo	VAN	54	3,181	33-13-7	2.34	9	124	1542	.920

WINS

RK	PLAYER	TEAM	WINS
1	Miikka Kiprusoff	CGY	45
2	Evgeni Nabokov	SJS	41
3	Cam Ward	CAR	39
4	Henrik Lundqvist	NYR	38
5	Niklas Backstrom	MIN	37
6	Tim Thomas	BOS	36
7	MARC-ANDRE FLEURY	PIT	35
8	Ryan Miller	BUF	34
9	Roberto Luongo	VAN	33
10	Steve Mason	CBJ	33

SAVE %

RK	PLAYER	TEAM	SV%
1	Tim Thomas	BOS	.933
2	Tomas Vokoun	FLA	.926
3	Craig Anderson	FLA	.924
4	Niklas Backstrom	MIN	.923
5	Roberto Luongo	VAN	.920
6	Jonas Hiller	ANA	.919
7	Nikolai Khabibulin	CHI	.919
8	Ryan Miller	BUF	.918
9	Pekka Rinne	NSH	.917
10	Scott Clemmensen	NJD	.917

SHUTOUTS

RK	PLAYER	TEAM	SV%
1	Steve Mason	CBJ	10
2	Roberto Luongo	VAN	9
3	Niklas Backstrom	MIN	8
4	Evgeni Nabokov	SJS	7
5	Pekka Rinne	NSH	7
6	Cam Ward	CAR	6
7	Chris Mason	STL	6
8	Tomas Vokoun	FLA	6
9	Ty Conklin	DET	6
10	Tim Thomas	BOS	5

GAME BY GAME

FIRST HALF

GM#	Date	Opp.	Score	W/L/OT	Pens	Goalie	Winning Goal	W-L-OT	PTS	GF-GA	PCT.	ATTN:
1	Oct. 4	@OTT+	4-3	OT(W)	Fleury	Kennedy		1-0-0	2	4-3	1.00	13,699*+
2	Oct. 5	OTT+	1-3	L	Fleury	Heatley		1-1-0	2	5-6	.500	13,699*+
3	Oct. 11	NJD	1-2	OT(L)	Fleury	Parise		1-1-1	3	6-8	.333	17,132*
4	Oct. 14	PHI	3-2	(OTW)	Fleury	Dupuis		2-1-1	5	9-10	.500	16,965*
5	Oct. 16	WSH	3-4	L	Fleury	Gordon		2-2-1	5	12-14	.400	17,030*
6	Oct. 18	TOR	4-1	W	Fleury	Satan		3-2-1	7	16-15	.500	17,033*
7	Oct. 20	@BOS	2-1	OT(SOW)	Sabourin	Malkin		4-2-1	9	18-16	.571	17,565
8	Oct. 23	CAR	4-1	W	Fleury	Fedotenko		5-2-1	11	22-17	.625	17,132*
9	Oct. 25	@NYR	2-3	OT(SOL)	Fleury	Sjostrom		5-2-2	12	24-20	.555	18,200*
10	Oct. 28	@SJS	1-2	L	Sabourin	Grier		5-3-2	12	25-22	.500	17,496*
11	Oct. 30	@PHO	1-4	L	Fleury	Doan		5-4-2	12	26-26	.454	15,178
12	Nov. 1	@STL	6-3	W	Fleury	Kennedy		6-4-2	14	32-29	.500	19,150
13	Nov. 6	EDM	5-4	W	Fleury	Sykora		7-4-2	16	37-33	.538	16,971*
14	Nov. 8	@NYI	4-3	OT(SOW)	Sabourin	Sykora		8-4-2	18	41-36	.571	14,303
15	Nov. 11	@DET	7-6	OT(W)	Fleury	Fedotenko		9-4-2	20	48-42	.600	20,066*
16	Nov. 13	PHI	5-4	OT(SOW)	Sabourin	Goligoski		10-4-2	22	53-46	.625	17,132*
17	Nov. 15	BUF	5-2	W	Fleury	Staal		11-4-2	24	58-48	.647	17,132*
18	Nov. 18	MIN	1-2	OT(SOL)	Sabourin	Zidlicky		11-4-3	25	59-50	.611	16,971*
19	Nov. 20	@ATL	3-2	W	Sabourin	Sykora		12-4-3	27	62-52	.631	13,391
20	Nov. 22	VAN	1-3	L	Sabourin	Sedin		12-5-3	27	63-55	.600	17,040*
21	Nov. 26	@NYI	5-3	W	Curry	Malkin		13-5-3	29	68-58	.619	14,871
22	Nov. 28	@BUF	3-4	L	Curry	Gaustad		13-6-3	29	71-62	.590	18,690*
23	Nov. 29	NJD	4-1	W	Sabourin	Sykora		14-6-3	31	75-63	.608	17,132*
24	Dec. 3	@NYR	2-3	OT(SOL)	Sabourin	Zherdev		14-6-4	32	77-66	.583	18,200*
25	Dec. 4	@CAR	5-2	W	Sabourin	Sykora		15-6-4	34	82-68	.600	14,559
26	Dec. 6	@OTT	2-3	L	Sabourin	Spezza		15-7-4	34	84-71	.576	19,561*
27	Dec. 8	BUF	3-4	L	Sabourin	Vanek		15-8-4	34	87-75	.555	16,976*
28	Dec. 10	@NJD	1-4	L	Sabourin	Parise		15-9-4	34	88-79	.535	16,808
29	Dec. 11	NYI	9-2	W	Curry	Sykora		16-9-4	36	97-81	.551	16,972*
30	Dec. 13	@PHI	3-6	L	Sabourin	Hartnell		16-10-4	36	100-87	.533	19,811*
31	Dec. 18	@ATL	6-3	W	Fleury	Satan		17-10-4	38	106-90	.548	15,124
32	Dec. 20	TOR	3-7	L	Fleury	Hagman		17-11-4	38	109-97	.531	17,053*
33	Dec. 22	@BUF	4-3	OT(W)	Fleury	Crosby		18-11-4	40	113-100	.545	18,690*
34	Dec. 23	TBL	0-2	L	Fleury	Pettinger		18-12-4	40	113-102	.529	17,064*
35	Dec. 26	@NJD	1-0	W	Fleury	Fedotenko		19-12-4	42	114-103	.542	16,921
36	Dec. 27	MTL	2-3	L	Fleury	Kostitsyn		19-13-4	42	116-105	.527	17,132*
37	Dec. 30	BOS	2-5	L	Fleury	Kessel		19-14-4	42	118-110	.513	17,132*
38	Jan. 1	@BOS	2-4	L	Sabourin	Lucic		19-15-4	42	120-114	.500	17,565
39	Jan. 3	FLA	1-6	L	Fleury	Horton		19-16-4	42	121-120	.487	17,042*
40	Jan. 5	@NYR	0-4	L	Fleury	Dawes		19-17-4	42	121-124	.475	18,200*
41	Jan. 6	ATL	3-1	W	Fleury	Sykora		20-17-4	44	124-125	.487	16,975*

*denotes sellout; +game played in Stockholm, Sweden

table of
contents

team
information

players

2008-09
season

opponents

history

playoff
history

media
information

2009-10
schedule

SECOND HALF

GM#	Date	Opp.	Score	W/L/OT	Pens Goalie	Winning Goal	W-L-OT	PTS	GF-GA	PCT.	ATTN:
42	Jan. 8	@NSH	3-5	L	Fleury	Suter	20-18-4	44	127-130	.476	14,297
43	Jan. 10	@COL	3-5	L	Sabourin	McLeod	20-19-4	44	130-135	.465	17,908
44	Jan. 13	@PHI	4-2	W	Fleury	Staal	21-19-4	46	134-137	.477	19,872*
45	Jan. 14	WSH	3-6	L	Fleury	Fleischmann	21-20-4	46	137-143	.466	16,975*
46	Jan. 16	ANA	3-1	W	Fleury	Cooke	22-20-4	48	140-144	.478	17,005*
47	Jan. 18	NYR	3-0	W	Fleury	Minard	23-20-4	50	143-144	.489	17,024*
48	Jan. 20	CAR	1-2	L	Fleury	Staal	23-21-4	50	144-146	.479	16,972*
49	Jan. 28	NYR	6-2	W	Fleury	Letang	24-21-4	52	150-148	.489	16,965*
50	Jan. 30	@NJD	3-4	OT(L)	Fleury	Langenbrunner	24-21-5	53	153-152	.480	17,625*
51	Jan. 31	@TOR	4-5	L	Garon	Blake	24-22-5	53	157-157	.470	19,570*
52	Feb. 3	@MTL	2-4	L	Fleury	Lapierre	24-23-5	53	159-161	.461	21,273*
53	Feb. 4	TBL	4-3	OT(W)	Fleury	Malkin	25-23-5	55	163-164	.471	16,977*
54	Feb. 6	CBJ	4-1	W	Fleury	Sykora	26-23-5	57	167-165	.481	17,050*
55	Feb. 8	DET	0-3	L	Fleury	Datsyuk	26-24-5	57	167-168	.472	17,132*
56	Feb. 11	SJS	2-1	OT(SOW)	Fleury	Crosby	27-24-5	59	169-169	.482	17,034*
57	Feb. 14	@TOR	2-6	L	Fleury	Blake	27-25-5	59	171-175	.473	19,365*
58	Feb. 16	@NYI	2-3	OT(SOL)	Fleury	Tambellini	27-25-6	60	173-178	.465	16,234
59	Feb. 19	MTL	5-4	W	Fleury	Gonchar	28-25-6	62	178-182	.474	16,968*
60	Feb. 21	@PHI	5-4	W	Fleury	Crosby	29-25-6	64	183-186	.483	19,992
61	Feb. 22	@WSH	2-5	L	Fleury	Fedorov	29-26-6	64	185-191	.475	18,277*
62	Feb. 25	NYI	1-0	W	Fleury	Sykora	30-26-6	66	186-191	.483	16,975*
63	Feb. 27	@CHI	5-4	OT(W)	Fleury	Malkin	31-26-6	68	191-195	.492	22,689
64	Mar. 1	@DAL	4-1	W	Fleury	Letang	32-26-6	70	195-196	.500	18,532*
65	Mar. 3	@TBL	3-1	W	Fleury	Kunitz	33-26-6	72	198-197	.507	19,908*
66	Mar. 5	@FLA	4-1	W	Fleury	Kennedy	34-26-6	74	202-198	.515	18,933
67	Mar. 8	@WSH	4-3	OT(SOW)	Fleury	Crosby	35-26-6	76	206-201	.522	18,277
68	Mar. 10	FLA	4-3	OT(SOW)	Fleury	Letang	36-26-6	78	210-204	.529	17,132*
69	Mar. 12	@CBJ	3-4	OT(SOL)	Fleury	Huselius	36-26-7	79	213-208	.521	19,167*
70	Mar. 14	OTT	3-4	OT(SOL)	Fleury	Comrie	36-26-8	80	216-212	.514	17,132*
71	Mar. 15	BOS	6-4	W	Garon	Sykora	37-26-8	82	222-216	.521	17,132*
72	Mar. 17	ATL	6-2	W	Fleury	Staal	38-26-8	84	228-218	.527	17,088*
73	Mar. 20	LAK	4-1	W	Fleury	Malkin	39-26-8	86	232-219	.534	17,132*
74	Mar. 22	PHI	1-3	L	Fleury	Hartnell	39-27-8	86	233-222	.527	17,132*
75	Mar. 25	CGY	2-0	W	Fleury	Letang	40-27-8	88	235-222	.533	17,083*
76	Mar. 28	NYR	4-3	W	Fleury	Crosby	41-27-8	90	239-225	.539	17,110*
77	Apr. 1	NJD	6-1	W	Fleury	Guerin	42-27-8	92	245-226	.545	17,132*
78	Apr. 4	@CAR	2-3	OT(L)	Fleury	Babchuk	42-27-9	93	247-229	.538	18,680
79	Apr. 5	@FLA	2-4	L	Fleury	Booth	42-28-9	93	249-233	.531	18,232
80	Apr. 7	@TBL	6-4	W	Fleury	Sykora	43-28-9	95	255-237	.537	19,538
81	Apr. 9	NYI	6-1	W	Fleury	Dupuis	44-28-9	97	261-238	.543	17,132*
82	Apr. 11	@MTL	3-1	W	Fleury	Talbot	45-28-9	99	264-239	.548	21,273*

*denotes sellout

table of
contentsteam
information

players

2008-09
season

opponents

history

playoff
historymedia
information2009-10
schedule

HOME GAMES

GM#	Date	Opp.	Score	W/L/OT	Pens Goalie	Winning Goal	W-L-OT	PTS	GF-GA	PCT.	ATTN:
1	Oct. 5	OTT+	1-3	L	Fleury	Heatley	0-1-0	0	1-3	.500	13,699*+
2	Oct. 11	NJD	1-2	OT(L)	Fleury	Parise	0-1-1	1	2-5	.333	17,132*
3	Oct. 14	PHI	3-2	(OTW)	Fleury	Dupuis	1-1-1	3	5-7	.500	16,965*
4	Oct. 16	WSH	3-4	L	Fleury	Gordon	1-2-1	3	8-11	.400	17,030*
5	Oct. 18	TOR	4-1	W	Fleury	Satan	2-2-1	5	12-12	.500	17,033*
6	Oct. 23	CAR	4-1	W	Fleury	Fedotenko	3-2-1	7	16-13	.625	17,132*
7	Nov. 6	EDM	5-4	W	Fleury	Sykora	4-2-1	9	21-17	.538	16,971*
8	Nov. 13	PHI	5-4	OT(SOW)	Sabourin	Goligoski	5-2-1	11	26-21	.625	17,132*
9	Nov. 15	BUF	5-2	W	Fleury	Staal	6-2-1	13	31-23	.647	17,132*
10	Nov. 18	MIN	1-2	OT(SOL)	Sabourin	Zidlicky	6-2-2	14	32-25	.611	16,971*
11	Nov. 22	VAN	1-3	L	Sabourin	Sedin	6-3-2	14	33-30	.600	17,040*
12	Nov. 29	NJD	4-1	W	Sabourin	Sykora	7-3-2	16	37-31	.608	17,132*
13	Dec. 8	BUF	3-4	L	Sabourin	Vanek	7-4-2	16	41-35	.555	16,976*
14	Dec. 11	NYI	9-2	W	Curry	Sykora	8-4-2	18	50-37	.551	16,972*
15	Dec. 20	TOR	3-7	L	Fleury	Hagman	8-5-2	18	53-44	.531	17,053*
16	Dec. 23	TBL	0-2	L	Fleury	Pettinger	8-6-2	18	53-46	.529	17,064*
17	Dec. 27	MTL	2-3	L	Fleury	Kostitsyn	8-7-2	18	55-49	.527	17,132*
18	Dec. 30	BOS	2-5	L	Fleury	Kessel	8-8-2	18	57-54	.513	17,132*
19	Jan. 3	FLA	1-6	L	Fleury	Horton	8-9-2	18	58-60	.487	17,042*
20	Jan. 6	ATL	3-1	W	Fleury	Sykora	9-9-2	20	61-61	.487	16,975*
21	Jan. 14	WSH	3-6	L	Fleury	Fleischmann	9-10-2	20	64-67	.466	16,975*
22	Jan. 16	ANA	3-1	W	Fleury	Cooke	10-10-2	22	67-68	.478	17,005*
23	Jan. 18	NYR	3-0	W	Fleury	Minard	11-10-2	24	70-68	.489	17,024*
24	Jan. 20	CAR	1-2	L	Fleury	Staal	11-11-2	24	71-70	.479	16,972*
25	Jan. 28	NYR	6-2	W	Fleury	Letang	12-11-2	26	77-72	.489	16,965*
26	Feb. 4	TBL	4-3	OT(W)	Fleury	Malkin	13-11-2	28	81-75	.471	16,977*
27	Feb. 6	CBJ	4-1	W	Fleury	Sykora	14-11-2	30	85-76	.481	17,050*
28	Feb. 8	DET	0-3	L	Fleury	Datsyuk	14-12-2	30	85-79	.472	17,132*
29	Feb. 11	SJS	2-1	OT(SOW)	Fleury	Crosby	15-12-2	32	87-80	.482	17,034*
30	Feb. 19	MTL	5-4	W	Fleury	Gonchar	16-12-2	34	92-84	.474	16,968*
31	Feb. 25	NYI	1-0	W	Fleury	Sykora	17-12-2	36	93-84	.483	16,975*
32	Mar. 10	FLA	4-3	OT(SOW)	Fleury	Letang	18-12-2	38	97-87	.529	17,132*
33	Mar. 14	OTT	3-4	OT(SOL)	Fleury	Comrie	18-12-3	39	100-91	.514	17,132*
34	Mar. 15	BOS	6-4	W	Garon	Sykora	19-12-3	41	106-95	.521	17,132*
35	Mar. 17	ATL	6-2	W	Fleury	Staal	20-12-3	43	112-97	.527	17,088*
36	Mar. 20	LAK	4-1	W	Fleury	Malkin	21-12-3	45	116-98	.534	17,132*
37	Mar. 22	PHI	1-3	L	Fleury	Hartnell	21-13-3	45	117-101	.527	17,132*
38	Mar. 25	CGY	2-0	W	Fleury	Letang	22-13-3	47	119-101	.533	17,083*
39	Mar. 28	NYR	4-3	W	Fleury	Crosby	23-13-3	49	123-104	.539	17,110*
40	Apr. 1	NJD	6-1	W	Fleury	Guerin	24-13-3	51	129-105	.545	17,132*
41	Apr. 9	NYI	6-1	W	Fleury	Dupuis	25-13-3	53	135-106	.543	17,132*

*denotes sellout; +game played in Stockholm, Sweden

table of
contents

team
information

players

2008-09
season

opponents

history

playoff
history

media
information

2009-10
schedule

ROAD GAMES

GM#	Date	Opp.	Score	W/L/OT	Pens Goalie	Winning Goal	W-L-OT	PTS	GF-GA	PCT.	ATTN:
1	Oct. 4	@OTT+	4-3	OT(W)	Fleury	Kennedy	1-0-0	2	4-3	1.00	13,699*+
2	Oct. 20	@BOS	2-1	OT(SOW)	Sabourin	Malkin	2-0-0	4	6-4	.571	17,565*
3	Oct. 25	@NYR	2-3	OT(SOL)	Fleury	Sjostrom	2-0-1	5	8-7	.555	18,200*
4	Oct. 28	@SJS	1-2	L	Sabourin	Grier	2-1-1	5	9-9	.500	17,496*
5	Oct. 30	@PHO	1-4	L	Fleury	Doan	2-2-1	5	10-13	.454	15,178
6	Nov. 1	@STL	6-3	W	Fleury	Kennedy	3-2-1	7	16-16	.500	19,150
7	Nov. 8	@NYI	4-3	OT(SOW)	Sabourin	Sykora	4-2-1	9	20-19	.571	14,303
8	Nov. 11	@DET	7-6	OT(W)	Fleury	Fedotenko	5-2-1	11	27-25	.600	20,066*
9	Nov. 20	@ATL	3-2	W	Sabourin	Sykora	6-2-1	13	30-27	.631	13,391
10	Nov. 26	@NYI	5-3	W	Curry	Malkin	7-2-1	15	35-30	.619	14,871
11	Nov. 28	@BUF	3-4	L	Curry	Gaustad	7-3-1	15	38-34	.590	18,690*
12	Dec. 3	@NYR	2-3	OT(SOL)	Sabourin	Zherdev	7-3-2	16	40-37	.583	18,200*
13	Dec. 4	@CAR	5-2	W	Sabourin	Sykora	8-3-2	18	45-39	.600	14,559
14	Dec. 6	@OTT	2-3	L	Sabourin	Spezza	8-4-2	18	47-42	.576	19,561*
15	Dec. 10	@NJD	1-4	L	Sabourin	Parise	8-5-2	18	48-46	.535	16,808
16	Dec. 13	@PHI	3-6	L	Sabourin	Hartnell	8-6-2	18	51-52	.533	19,811*
17	Dec. 18	@ATL	6-3	W	Fleury	Satan	9-6-2	20	57-55	.548	15,124
18	Dec.22	@BUF	4-3	OT(W)	Fleury	Crosby	10-6-2	22	61-58	.545	18,690*
19	Dec. 26	@NJD	1-0	W	Fleury	Fedotenko	11-6-2	24	62-58	.542	16,921
20	Jan. 1	@BOS	2-4	L	Sabourin	Lucic	11-7-2	24	64-62	.500	17,565
21	Jan. 5	@NYR	0-4	L	Fleury	Dawes	11-8-2	24	64-66	.475	18,200*
22	Jan. 8	@NSH	3-5	L	Fleury	Suter	11-9-2	24	67-71	.476	14,297
23	Jan. 10	@COL	3-5	L	Sabourin	McLeod	11-10-2	24	70-76	.465	17,908
24	Jan. 13	@PHI	4-2	W	Fleury	Staal	12-10-2	26	74-78	.477	19,872*
25	Jan. 30	@NJD	3-4	OT(L)	Fleury	Langenbrunner	12-10-3	27	77-82	.480	17,625*
26	Jan. 31	@TOR	4-5	L	Garon	Blake	12-11-3	27	81-87	.470	19,570*
27	Feb. 3	@MTL	2-4	L	Fleury	Lapierre	12-12-3	27	83-91	.461	21,273*
28	Feb. 14	@TOR	2-6	L	Fleury	Blake	12-13-3	27	85-97	.473	19,365*
29	Feb. 16	@NYI	2-3	OT(SOL)	Fleury	Tambellini	12-13-4	28	87-100	.465	16,234
30	Feb. 21	@PHI	5-4	W	Fleury	Crosby	13-13-4	30	92-104	.483	19,992*
31	Feb. 22	@WSH	2-5	L	Fleury	Fedorov	13-14-4	30	94-109	.475	18,277
32	Feb. 27	@CHI	5-4	OT(W)	Fleury	Malkin	14-14-4	32	98-110	.492	22,689*
33	Mar. 1	@DAL	4-1	W	Fleury	Letang	15-14-4	34	102-111	.500	18,532*
34	Mar. 3	@TBL	3-1	W	Fleury	Kunitz	16-14-4	36	105-112	.507	19,908*
35	Mar. 5	@FLA	4-1	W	Fleury	Kennedy	17-14-4	38	109-113	.515	18,933
36	Mar. 8	@WSH	4-3	OT(SOW)	Fleury	Crosby	18-14-4	40	113-117	.522	18,277
37	Mar. 12	@CBJ	3-4	OT(SOL)	Fleury	Huselius	18-14-5	41	116-121	.521	19,167*
38	Apr. 4	@CAR	2-3	OT(L)	Fleury	Babchuk	18-14-6	42	118-124	.538	18,680
39	Apr. 5	@FLA	2-4	L	Fleury	Booth	18-15-6	42	120-128	.531	18,232
40	Apr. 7	@TBL	6-4	W	Fleury	Sykora	19-15-6	44	126-132	.537	19,538
41	Apr. 11	@MTL	3-1	W	Fleury	Talbot	20-15-6	46	129-133	.548	21,273*

*denotes sellout; +game played in Stockholm, Sweden

table of
contents

team
information

players

2008-09
season

opponents

history

playoff
history

media
information

2009-10
schedule

STATISTICS

2008-09 SCORING

PLAYER	GP	G	A	P	+/-	PIM	PP	SH	GW	S	TOI/G
Evgeni Malkin	82	35	78	113	17	80	14	2	4	290	22:31
Sidney Crosby	77	33	70	103	3	76	7	0	3	238	21:56
Chris Kunitz	82	23	30	53	12	71	6	0	3	178	16:26
Jordan Staal	82	22	27	49	5	37	2	1	3	166	19:50
Bill Guerin	78	21	27	48	-12	81	5	0	4	226	16:40
Petr Sykora	76	25	21	46	3	36	13	0	10	180	16:17
Ruslan Fedotenko	65	16	23	39	18	44	1	0	3	117	14:06
Miroslav Satan	65	17	19	36	3	36	6	0	2	120	15:45
Tyler Kennedy	67	15	20	35	15	30	0	0	3	171	13:46
Kristopher Letang	74	10	23	33	-7	24	4	1	3	138	21:08
Matt Cooke	76	13	18	31	0	101	0	0	1	86	14:12
Pascal Dupuis	71	12	16	28	1	30	0	0	2	145	14:13
Maxime Talbot	75	12	10	22	-9	63	0	2	1	102	14:08
Alex Goligoski	45	6	14	20	5	16	4	0	0	61	18:18
Sergei Gonchar	25	6	13	19	6	26	5	0	1	71	25:11
Brooks Orpik	79	2	17	19	10	73	1	0	0	39	20:19
Rob Scuderi	81	1	15	16	23	18	0	0	0	51	19:09
Hal Gill	62	2	8	10	11	53	0	0	0	40	17:53
Mark Eaton	68	4	5	9	3	36	1	0	0	34	17:46
Philippe Boucher	41	3	6	9	6	39	0	0	0	66	20:06
Craig Adams	45	2	5	7	-3	22	1	0	0	47	8:41
Michael Zigomanis	22	2	4	6	-2	27	0	0	0	23	11:25
Eric Godard	71	2	2	4	-3	171	0	0	0	20	4:04
William Thomas	16	2	1	3	-4	2	0	1	0	17	9:31
Christopher Minard	20	1	2	3	0	4	0	0	1	33	9:24
Dustin Jeffrey	14	1	2	3	4	0	0	0	0	18	10:47
Jeff Taffe	8	0	2	2	-4	2	0	0	0	5	8:30
Tim Wallace	16	0	2	2	2	7	0	0	0	17	8:07
Luca Caputi	5	1	0	1	-1	4	0	0	0	7	10:16
Paul Bissonnette	15	0	1	1	-1	22	0	0	0	4	3:31

PLAYER	GP	W	L	OT	SA	GA	GAA	SV	SV%	SO	EN	TOI
Marc-Andre Fleury	62	35	18	7	1850	162	2.67	1688	0.912	4	5	3,640:59
Mathieu Garon	19	8	9	0	502	53	3.11	449	0.894	0	0	1,020:34
Dany Sabourin	19	6	8	2	463	47	2.85	416	0.898	0	4	989:26
John Curry	3	2	1	0	69	6	2.4	63	0.913	0	0	149:45

FAST FACTS

LEAGUE RANKINGS

	NO.	RANK
Goal Scoring	258	6th
Goals Allowed	233	17th
Power-Play Proficiency	17.2	20th
Power-Play Goals Scored	62	17th
Power-Play Goals Allowed	60	10th
Penalty-Killing Efficiency	82.7	8th
Shorthanded Goals For	7	19th
Shorthanded Goals Against	13	28th
Points	99	9th
Wins	45	10th
Losses	28	9th
Home Wins	25	11th
Road Wins	20	10th
Penalties	1106	14th

Scoring First	30-10-6
Opponent Scoring First	15-18-3

Outshooting Opponent	23-8-4
Outshot by Opponent	19-18-4
Shots Even	3-2-1

Leading After One Period	19-6-4
Leading After Two Periods	25-3-5
Trailing After One Period	9-11-1
Trailing After Two Periods	11-21-2
Tied After Two Periods	9-4-2

One-Goal Decisions	19-8-9
Two-Goal Decisions	9-9-0
Three or More Goal Decisions	17-11-0

Scoring Five or More Goals	18-0-0
Scoring Four Goals	33-1-0
Scoring Three Goals	40-9-3
Scoring Two or Less Goals	5-19-6

Allowing Five or More Goals	1-10-0
Allowing Four Goals	7-9-3
Allowing Three Goals	10-6-4
Allowing Two Goals or Less	26-3-2

RECORD IN 10-GAME INCREMENTS

Games	Record	GF	GA
1-10	5-3-2	25	22
11-20	7-2-1	38	33
21-30	4-5-1	37	32
31-40	3-7-0	21	37
41-50	5-4-1	32	28
51-60	5-4-1	30	34
61-70	7-1-2	33	26
71-80	7-2-1	39	25
81-82	2-0-0	9	2
Totals	45-28-9	264	239

First-Half Record	20-18-4
Second-Half Record	25-10-5

RECORD BY MONTH

October	5-4-2
November	9-2-1
December	5-8-1
January	5-8-1
February	7-4-1
March	10-1-2
April	4-1-1

Home Record	25-13-3
Road Record	20-15-6

Record in Back-to-Back Games	11-10-3
First Game	5-4-3
Second Game	6-6-0

08-09 Overtime Record	12-9
All-time Overtime Record	114-98-176

08-09 Shootout Record	6-6
All-time Shootout Record	24-22

Record vs. Eastern Conference	35-22-7
vs. Atlantic Division	15-4-5
vs. Northeast Division	8-11-1
vs. Southeast Division	12-7-1

Record vs. Western Conference	10-6-2
vs. Central Division	4-2-1
vs. Northwest Division	2-2-1
vs. Pacific Division	4-2-0

TRANSACTIONS

- Apr. 10** Miroslav Satan recalled from Wilkes-Barre/Scranton (AHL)
- Mar. 7** Alex Goligoski re-assigned to Wilkes-Barre/Scranton (AHL)
- Mar. 4** Acquired Bill Guerin from the New York Islanders for 2009 conditional third round draft pick
- Mar. 4** Acquired Andy Wozniewski from the St. Louis Blues for Danny Richmond
- Mar. 4** Craig Adams claimed off waivers from Chicago Blackhawks
- Mar. 4** Tim Wallace and Miroslav Satan re-assigned to Wilkes-Barre/Scranton Penguins (AHL)
- Feb. 26** Acquired Chris Kunitz and Eric Tangradi from the Anaheim Ducks for Ryan Whitney
- Feb. 26** Tim Wallace recalled from Wilkes-Barre/Scranton (AHL)
- Feb. 26** Janne Pesonen and Chris Minard re-assigned to Wilkes-Barre/Scranton (AHL)
- Feb. 25** Janne Pesonen recalled from Wilkes-Barre/Scranton (AHL)
- Feb. 13** Philippe Boucher placed on injured reserve
- Feb. 13** Luca Caputi re-assigned to Wilkes-Barre/Scranton (AHL)
- Feb. 7** Alex Goligoski re-assigned to Wilkes-Barre/Scranton (AHL)
- Feb. 2** Luca Caputi recalled from Wilkes-Barre/Scranton (AHL)
- Feb. 2** Paul Bissonnette re-assigned to Wilkes-Barre/Scranton (AHL)
- Jan. 28** Chris Minard recalled from Wilkes-Barre/Scranton (AHL)
- Jan. 26** Paul Bissonnette and Bill Thomas recalled from Wilkes-Barre/Scranton (AHL)
- Jan. 22** Dustin Jeffrey re-assigned to Wilkes-Barre/Scranton (AHL)
- Jan. 21** Paul Bissonnette, Chris Minard and Bill Thomas re-assigned to Wilkes-Barre/Scranton (AHL)
- Jan. 18** Janne Pesonen re-assigned to Wilkes-Barre/Scranton (AHL)
- Jan. 17** Acquired Mathieu Garon from the Edmonton Oilers for Dany Sabourin, Ryan Stone and a 2011 fourth round draft choice.
- Jan. 17** Max Talbot placed on injured reserve retro-active (Jan. 14)
- Jan. 16** Bill Thomas recalled from Wilkes-Barre/Scranton (AHL)
- Jan. 16** Janne Pesonen recalled from Wilkes-Barre/Scranton (AHL)
- Jan. 13** Paul Bissonnette recalled from Wilkes-Barre/Scranton (AHL)
- Jan. 12** Tim Wallace re-assigned to Wilkes-Barre/Scranton (AHL)
- Jan. 9** Chris Minard recalled from Wilkes-Barre/Scranton (AHL)
- Jan. 9** Ruslan Fedotenko placed on injured reserve retro-active (Jan. 6)
- Jan. 5** Acquired a 2010 conditional seventh-round draft pick from Montreal for T.J. Kemp
- Jan. 3** Mike Zigomanis placed on injured reserve
- Dec. 30** Paul Bissonnette re-assigned to Wilkes-Barre/Scranton (AHL)
- Dec. 27** Tim Wallace recalled from Wilkes-Barre/Scranton (AHL)
- Dec. 26** Dustin Jeffrey and Paul Bissonnette recalled from Wilkes-Barre/Scranton (AHL)
- Dec. 23** Jeff Taffe and Tim Wallace re-assigned to Wilkes-Barre/Scranton (AHL)
- Dec. 23** Ryan Stone re-assigned to Wilkes-Barre/Scranton (AHL)
- Dec. 19** Acquired 2010 conditional sixth-round pick from St. Louis for Jonathan Filewich
- Dec. 17** Jeff Taffe and Ryan Stone recalled Wilkes-Barre/Scranton (AHL)
- Dec. 13** Connor James and Jeff Taffe re-assigned to Wilkes-Barre/Scranton (AHL)
- Dec. 13** Connor James recalled from Wilkes-Barre/Scranton (AHL)
- Dec. 12** John Curry and Chris Minard re-assigned to Wilkes-Barre/Scranton (AHL)
- Dec. 11** Ben Lovejoy re-assigned to Wilkes-Barre/Scranton (AHL)
- Dec. 10** Jeff Taffe and Tim Wallace recalled from Wilkes-Barre/Scranton (AHL)
- Dec. 9** Hal Gill placed on injured reserve retro-active (Dec. 6)
- Dec. 9** Janne Pesonen re-assigned to Wilkes-Barre/Scranton (AHL)
- Dec. 7** Ben Lovejoy recalled from Wilkes-Barre/Scranton (AHL)
- Dec. 5** Tyler Kennedy placed on injured reserve retro-active (Dec. 3)
- Dec. 4** Philippe Boucher placed on injured reserved retro-active (Nov. 28)
- Dec. 4** Janne Pesonen and Chris Minard recalled from Wilkes-Barre/Scranton (AHL)
- Nov. 29** Janne Pesonen re-assigned to Wilkes-Barre/Scranton (AHL)
- Nov. 27** Janne Pesonen recalled from Wilkes-Barre/Scranton (AHL)
- Nov. 17** John Curry recalled from Wilkes-Barre/Scranton (AHL)
- Nov. 16** Acquired Philippe Boucher from Dallas for Darryl Sydor
- Nov. 2** Chris Minard and Janne Pesonen re-assigned to Wilkes-Barre/Scranton (AHL)
- Nov. 15** Paul Bissonnette re-assigned to Wilkes-Barre/Scranton (AHL)
- Nov. 1** Janne Pesonen recalled from Wilkes-Barre/Scranton (AHL)
- Oct. 30** Chris Minard recalled from Wilkes-Barre/Scranton (AHL)
- Oct. 28** Pascal Dupuis placed on injured reserved retro-active
- Oct. 23** Bill Thomas assigned to Wilkes-Barre/Scranton (AHL)
- Oct. 9** Acquired Mike Zigomanis from Phoenix for future considerations
- Oct. 9** Jeff Taffe assigned to Wilkes-Barre/Scranton (AHL)
- Oct. 8** Janne Pesonen and John Curry assigned to Wilkes-Barre/Scranton (AHL)

HIGHLIGHTS

- Sept. 20** – Sergei Gonchar injured his shoulder in preseason contest with the Tampa Bay Lightning.
- Sept. 26** – Tyler Kennedy signed a two-year extension with Pittsburgh.
- Oct. 2** – Sergei Gonchar had surgery on injured shoulder that sidelined him for four months.
- Oct. 2** – The Penguins played a preseason game in Helsinki, Finland, against Jokerit of the Finnish Elite League at Hartwall Arena. Pittsburgh won the game 4-1 on the strength of Sidney Crosby's three assists.
- Oct. 4** – The Penguins opened the season with back-to-back games against the Ottawa Senators in Stockholm, Sweden, as part of the NHL's Bridgestone NHL Premiere. The Penguins took the first game with a 4-3 overtime victory.
- Oct. 4** – Tyler Kennedy tallied his first two-goal game, including the game-winning goal in overtime.
- Oct. 4** – Evgeni Malkin scored his first career shorthanded goal.
- Oct. 4** – Rob Scuderi scored a goal to snap a 95-game scoreless streak (120 including playoffs).
- Oct. 4** – Miroslav Satan recorded his first point as a Penguin (an assist).
- Oct. 4** – Paul Bissonnette made his NHL debut.
- Oct. 5** – Alex Goligoski scored his first career NHL goal on a power play.
- Oct. 5** – Pittsburgh native Bill Thomas played his first game as a Penguin.
- Oct. 9** – The Penguins acquired forward Mike Zigomanis from Phoenix in exchange for future considerations.
- Oct. 11** – The Penguins opened the season at Mellon Arena with a 2-1 overtime loss to New Jersey.
- Oct. 11** – Marc-Andre Fleury made a career-high 47 saves.
- Oct. 11** – Miroslav Satan scored his first goal for Pittsburgh on a power-play.
- Oct. 11** – Brooks Orpik played his 300th career game.
- Oct. 14** – The Penguins notched their first win at Mellon Arena with a 3-2 overtime win over Philadelphia. Pascal Dupuis scored the overtime winner.
- Oct. 14** – Mike Zigomanis scored his first goal in a Penguins uniform. Matt Cooke and Eric Godard assisted on the goal for their first points with Pittsburgh.
- Oct. 16** – Miroslav Satan tallied his 350th career assist.
- Oct. 18** – Sidney Crosby netted a milestone hat trick in Pittsburgh's 4-1 victory over the Toronto Maple Leafs. Crosby hit three career marks in the game with his 100th goal, 200th assist and 300th point.
- Oct. 18** – Evgeni Malkin notched his 200th career point on Crosby's 100th goal. That puck was cut in half for the two players to share.
- Oct. 18** – Pittsburgh native Bill Thomas played his first game at Mellon Arena as a Penguin.
- Oct. 20** – The Penguins played their first traditional road game at Boston, earning a 2-1 shootout victory over the Bruins. Evgeni Malkin scored the deciding shootout goal and Dany Sabourin started his first game, earning the victory.
- Oct. 23** – Ruslan Fedotenko scored his first goal as a Penguin in Pittsburgh's 4-1 win over Carolina.
- Oct. 27** – Penguins signed prospect defenseman Alex Grant to a three-year entry-level contract.
- Nov. 1** – Janne Pesonen made his NHL debut.
- Nov. 6** – The Penguins acquired defenseman Philippe Boucher from Dallas in exchange for Darryl Sydor.
- Nov. 8** – Hal Gill played in his 800th career NHL game.
- Nov. 11** – Jordan Staal recorded his second career hat trick and setup the game-winning overtime goal for a career-high four-point night in Pittsburgh's 7-6 win against the Stanley Cup Champion Detroit Red Wings at Joe Louis Arena. Staal scored all three goals in the third period, including the game-tying goal with 23 seconds left in regulation to send the game to overtime.
- Nov. 11** – Maxime Talbot played in his 200th game.
- Nov. 13** – Kris Letang notched an assist in his fifth straight game. The mark set a new career-long point streak and assist streak (Nov. 1 – 13).
- Nov. 13** – Matt Cooke scored his first goal as a Penguin.
- Nov. 13** – Miroslav Satan notched his 700th career point.
- Nov. 15** – The Penguins unveiled their blue third jerseys in a 5-2 triumph over the Buffalo Sabres at Mellon Arena. The jerseys were the ones worn by the team at last season's Winter Classic.

- Nov. 15** – Evgeni Malkin scored one goal and three assists for a four-point night against Buffalo. It was the 13th straight game that Malkin recorded at least one point. During that span, Malkin accumulated six goals and 21 assists for 27 points.
- Nov. 15** – Evgeni Malkin also set a career high with assists in 13 consecutive games, the third-longest assist streak in franchise history (one game shy of tying for second: Mario Lemieux, 14).
- Nov. 15** – Evgeni Malkin surpassed Alexander Semin for first place in the NHL scoring race.
- Nov. 15** – Pittsburgh won its sixth straight game after beating the Sabres, 5-2. The Penguins opened the month of November with a 6-0-0 mark.
- Nov. 15** – Marc-Andre Fleury suffered an undisclosed injury and missed a month of action.
- Nov. 15** – The Penguins sold out Mellon Arena for the 75th consecutive home game. The streak goes back to the 2006-07 regular season.
- Nov. 20** – Pittsburgh defeated the Atlanta Thrashers, 3-2, to open the season with a 12-4-3 record. That mark tied for the second-best start in franchise history through 19 games. The 1992-93 team also went 12-4-3.
- Nov. 20** – The Penguins victory over the Thrashers gave them a 7-0-1 record to start the month of November.
- Nov. 20** – Ruslan Fedotenko appeared in his 550th career game.
- Nov. 26** – Evgeni Malkin recorded his third career hat trick in Pittsburgh's 5-3 win at the New York Islanders. Malkin scored all three goals in the third period and within an 8:39 minute span. He also tallied an assist for a four-point game.
- Nov. 26** – John Curry made his NHL debut against at the New York Islanders when he entered the game halfway through the second period in relief of Dany Sabourin. Curry also recorded his first career NHL win.
- Nov. 26** – Matt Cooke played his 600th game.
- Nov. 28** – John Curry made his first career NHL start at Buffalo.
- Nov. 29** – Sidney Crosby recorded his first hat trick at Mellon Arena and second of his career (Oct. 28, 2006, at Philadelphia). He added an assist for a four-point effort.
- Dec. 1** – Sidney Crosby named NHL Player of the Week for the week of November 24-30. Crosby tallied nine points with six goals and three assist, including his second career hat trick, in three games during the week.
- Dec. 3** – Mark Eaton played in his 400th career game. He also scored his first goal as a Penguin
- Dec. 3** – Tyler Kennedy suffered a sprained knee and would be sidelined for a month.
- Dec. 3** – Mike Zigomanis suffered a shoulder injury and missed the remainder of the regular season.
- Dec. 4** – Petr Sykora netted his 100th career power-play goal.
- Dec. 6** – Jordan Staal scored his 50th career goal.
- Dec. 6** – Hal Gill suffered a shoulder injury that kept him out of the lineup for four weeks.
- Dec. 8** – Ruslan Fedotenko recorded his 250th career point.
- Dec. 8** – Kris Letang snapped a 37-game goal-less streak (53 including playoffs) with a power-play score.
- Dec. 8** – Ben Lovejoy made his NHL debut and was a plus-1 in the game.
- Dec. 10** – Tim Wallace made his NHL debut.
- Dec. 11** – Petr Sykora notched his first career hat trick in his 871st game. He had previously recorded 38 two-goal games, the most in NHL history without recording a hat trick. He also had an assist for a career-high four-point night.
- Dec. 11** – Pascal Dupuis recorded his first career hat trick.
- Dec. 11** – Philippe Boucher scored his first goal as a Penguin.
- Dec. 13** – Petr Sykora posted his 650th career point.
- Dec. 13** – Kris Letang played in his 100th career game.
- Dec. 13** – Eric Godard scored his first goal for Pittsburgh.
- Dec. 15** – CONSOL Energy Inc. and the Pittsburgh Penguins announced a 21-year deal for the naming rights for the new Pittsburgh multi-purpose arena. Consol Energy Center will be home to the Pittsburgh Penguins for the 2010-11 NHL season.
- Dec. 18** – Marc-Andre Fleury returned to action, recording a victory after missing 13 games.
- Dec. 18** – Tim Wallace recorded his first NHL point (assist).
- Dec. 19** – Maxime Talbot signed a two-year contract extension through the 2010-11 season.
- Dec. 22** – Alex Goligoski notched his first career two-goal game. He added an assist for a career-high three-point game.

- Dec. 26** – Marc-Andre Fleury made 37 saves and recorded his first shutout of the season, in Pittsburgh's 1-0 win at New Jersey. It was the 12th shutout of his career, moving him into second place on the Penguins' all-time list past Les Binkley (11).
- Dec. 26** – Dustin Jeffrey made his NHL debut.
- Dec. 27** – Sidney Crosby was rated No. 1 among the "100 People of Power and Influence" in the hockey world for the second straight year by *The Hockey News*.
- Dec. 30** – Jordan Staal played in his 200th career game. He became the youngest player in NHL history to play 200 games at 20-years, 111-days old (Patrick Marleau – 20 years, 115 days).
- Dec. 30** – Sidney Crosby played in his 250th career game. Crosby has 114 goals and 230 assists for 344 points in his first 250 contests, sixth most in NHL history for a player at the 250-game juncture.
- Dec. 30** – Dustin Jeffrey notched his first career NHL point with an assist.
- Jan. 1** – Dustin Jeffrey scored his first career NHL goal.
- Jan. 3** – Sidney Crosby and Evgeni Malkin finished 1-2 in NHL all-star balloting. Crosby led the entire league for the third year in a row after receiving 1,713,021 votes, the most in the history of NHL All-Star fan balloting. Malkin, in second, garnered 1,585,936 votes. Both surpassed Jaromir Jagr's previous all-time record of 1,020,736 set in 2000.
- Jan. 3** – Tyler Kennedy returned to the lineup after missing 14 games with a sprained knee.
- Jan. 5** – Evgeni Malkin played in his 200th career game.
- Jan. 6** – Ruslan Fedotenko broke his right hand after punching former Penguin Colby Armstrong during a fight.
- Jan. 8** – Penguins sign Jordan Staal to four-year contract extension through the 2012-13 season.
- Jan. 13** – Marc-Andre Fleury played in his 200th career game.
- Jan. 13** – Marc-Andre Fleury makes 27 saves to record his 89th career victory, surpassing Denis Herron (88), for third all-time on the Penguins' goaltender list.
- Jan. 13** – Sidney Crosby recorded his 350th career assist.
- Jan. 13** – Brooks Orpik set a new career single-season high in points with 12 on two goals and 10 assists.
- Jan. 13** – Paul Bissonnette recorded his first career NHL point (assist).
- Jan. 14** – Miroslav Satan tallied his 350th career goal.
- Jan. 14** – Mike Zigomanis underwent surgery to repair the rotator cuff in his right shoulder.
- Jan 16** – Sidney Crosby missed his first game of the season with a knee injury.
- Jan. 18** – Marc-Andre Fleury makes 37 saves to record his 13th career shutout and second of the season.
- Jan. 24** – Evgeni Malkin wins the NHL SuperSkills Accuracy Shooter Challenge. Malkin became the fifth player in history to have a perfect four for four score. Ottawa's Dany Heatley became the sixth player to reach that feat and the two went to a tie-breaker. Malkin prevailed in the next round by hitting three of the four targets and coming inches shy of going eight for eight.
- Jan. 25** – Evgeni Malkin scored his first All-Star goal.
- Jan. 28** – Kris Letang recorded his first career two-goal game.
- Jan. 30** – Evgeni Malkin scored his 100th career goal.
- Jan. 31** – Tyler Kennedy scored a goal to give him 20 points (9+11) for a new single-season career high.
- Jan. 31** – Mathieu Garon started his first game for Pittsburgh.
- Feb. 3** – Luca Caputi made his NHL debut and scored his first career goal on his first shift.
- Feb. 3** – Pittsburgh native Bill Thomas netted his first point as a Penguin (an assist).
- Feb. 3** – Rob Scuderi tallied an assist to give him a new single-season career high with 12 points.
- Feb. 4** – Miroslav Satan played in his 1,000th career game.
- Feb. 11** – Jordan Staal tallied an assist to record his 100th career point.
- Feb. 14** – Sergei Gonchar played his first game of the season. He missed the first 56 contests with an injured shoulder.
- Feb. 14** – Ruslan Fedotenko returned to the lineup after missing 15 games with a broken hand.
- Feb. 15** – Dan Bylsma was named Penguins interim head coach. Tom Fitzgerald joined the coaching staff as an assistant coach. Michel Therrien was relieved of his duties. Andre Savard was re-assigned within the organization.
- Feb. 16** – Dan Bylsma made his Penguins debut in a 3-2 shootout loss to the New York Islanders.
- Feb. 16** – Sergei Gonchar tallied his first point of the season, assisting on a power-play goal for Pittsburgh.
- Feb. 16** – Petr Sykora played in his 900th career game.

- Feb. 19** – Dan Bylsma won his first NHL game as head coach, a 5-4 decision over Montreal.
- Feb. 21** – Sidney Crosby tallied two goals, including the game-winner, along with two assists for a four-point game in a 5-4 win at Philadelphia. His second assist was the 250th of his career.
- Feb. 21** – Tyler Kennedy made his 100th career appearance.
- Feb. 21** – Pascal Dupuis recorded his 100th career assist.
- Feb. 22** – Evgeni Malkin notched his 60th assist of the season, setting a new single-season career high.
- Feb. 25** – Petr Sykora scored his 50th career game-winning goal.
- Feb. 26** – Penguins traded defenseman Ryan Whitney to Anaheim in exchange for wingers Chris Kunitz and Eric Tangradi.
- Feb. 27** – Chris Kunitz made his Penguins' debut, scoring a goal and assist in a victory over Chicago.
- March 4** – Penguins trade conditional draft pick to the NY Islanders for Bill Guerin.
- March 5** – Bill Guerin made his Penguins' debut, tallying an assist on a Sidney Crosby goal. That assist was the 800th point of his career.
- March 5** – Craig Adams made his Penguins' debut.
- March 8** – Craig Adams appeared in his 500th career contest.
- March 8** – Pittsburgh defeated the Washington Capitals, 4-3, in a shootout. With the win the Penguins posted an 8-1-1 record under interim head coach Dan Bylsma. That's the best 10-game start for a Penguins' head coach in team history (Herb Brooks, 7-2-1, 1999-00).
- March 9** – Marc-Andre Fleury was named the NHL's 2nd "Star of the Week" for the week ending March 8. Fleury stopped 92 of 97 shots, posting a 3-0-0 record, 1.63 goals-against average and .948 save percentage.
- March 10** – The Penguins overcame a 3-1 deficit en route to a 4-3 shootout win against Florida. It was the team's 10th comeback victory of the season and a season-high seventh straight victory.
- March 10** – Marc-Andre Fleury made 18 saves to tie a career high with seven straight wins.
- March 10** – Bill Guerin recorded his 400th career assist, becoming the eighth American-born player to join the 400/400 club.
- March 10** – Evgeni Malkin scored his 30th goal of the season. Malkin has topped the 30-goal mark in all three of his pro seasons.
- March 12** – Chris Kunitz tallied his 200th career point.
- March 14** – Max Talbot played in his 250th career contest.
- March 15** – Jordan Staal notched his 50th career assist.
- March 15** – Mathieu Garon earned his first victory for Pittsburgh.
- March 16** – Sidney Crosby was named one of the NHL's "Three Stars of the Week" for the week ending March 15 after posting two goals and six assists for eight points and helping the Penguins to a 2-0-2 record.
- March 17** – Marc-Andre Fleury made 18 saves to earn his 105th career win and moved into second place on the Penguins' all-time wins list (Ken Wregget, 104).
- March 17** – Evgeni Malkin tied a career high with five points (2+3) against the Atlanta Thrashers. Malkin also broke the 100-point barrier for the second straight season.
- March 20** – Matt Cooke appeared in his 650th game.
- March 28** – Evgeni Malkin tallied an assist to give him a new single-season career high with 107 points (33+74). He also played in his 236th consecutive game, moving into third place on the Penguins' all-time list (Ron Stackhouse, 235).
- March 28** – Pascal Dupuis played in his 500th career game.
- April 1** – Sidney Crosby scored his 30th goal of the year, marking the third time in four seasons he's broken the 30-goal plateau.
- April 1** – Hal Gill tallied two assists for his 150th and 151st career points.
- April 1** – Rob Scuderi recorded a plus-4 rating.
- April 4** – Jordan Staal recorded a new single-season career high in points (42, 2006-07) by registering his 43rd (assist) and 44th (goal) points of the season.
- April 4** – Tyler Kennedy scored a goal and an assist for his 50th and 51st career points.
- April 5** – Pascal Dupuis tallied his 200th career point with a goal.
- April 5** – Kris Letang posted his 50th career point (assist).
- April 5** – Mark Eaton played in his 450th career game.
- April 7** – Evgeni Malkin tallied his 300th career point.

April 7 – Sidney Crosby scored two power-play goals to eclipse the 100-point barrier for the third time in his career. Evgeni Malkin also had over 100 points, marking the seventh time in franchise history that more than one player has netted 100-plus points in the same season. The most recent occurrence was in 1995-96 when Mario Lemieux (161), Jaromir Jagr (149) and Ron Francis (119) accomplished the feat.

April 7 – Hal Gill appeared in his 850th contest.

April 9 – Philippe Boucher played for the first time after missing the previous 30 games due to a foot injury. He tallied a goal and an assist for his 299th and 300th career points.

April 9 – Tyler Kennedy recorded a goal and an assist while posting a new career high four-game scoring streak (2+4) from April 4 – 9.

April 9 – Craig Adams scored his first point (assist) as a Penguin.

April 11 – Pittsburgh finished season with a 3-1 victory at Montreal. The Penguins went 18-3-4 for 40 points after Dan Bylsma was named interim head coach. Bylsma tied a record for the best 25-game start in NHL history for a coach hired during a season, joining Bep Guidolin (20-5-0, 40 points) with Boston in 1972-73. Bylsma's 40 points also tied him for second all-time for any coach's first 25 games, behind only Todd McLellan's 43 points (21-3-1) this season in San Jose.

April 11 – Jordan Staal ended the season with a point in his final six games for eight points (2+6) from April 1 – 11. The six-game scoring streak set a new career high.

April 11 – Ruslan Fedotenko tallied his 23rd assist, a new single-season career high.

April 11 – Rob Scuderi played in his 300th contest.

April 12 – With Philadelphia's 4-3 loss to the NY Rangers, the Penguins earned the fourth seed in the Eastern Conference and home-ice advantage in the opening round of the Stanley Cup Playoffs.

April 17 – Bill Guerin scores two goals - including the overtime game-winner - to give the Penguins a 2-0 series advantage over Philadelphia.

April 21 – Marc-Andre Fleury made 45 saves to preserve a 3-1 victory over the Flyers to give the Penguins a 3-1 series lead. The 45 saves set a new career high for Fleury in a regulation playoff contest. He made 55 saves he made in the Game 5 triple-overtime win at Detroit in the 2008 Stanley Cup Final.

April 25 – The Penguins flipped a 3-0 deficit into a 5-3 series clinching victory at Philadelphia to eliminate the Flyers in six games and advance to the conference semifinals.

May 4 – Game 2 of the conference semifinals featured dueling hat tricks between superstars. Both Sidney Crosby and Washington's Alex Ovechkin recorded their first career postseason hat tricks.

May 6 – Kris Letang, who nearly missed Game 3 due to an injury, proved to be the game's hero. Letang's overtime tally, his first career postseason goal, helped the Penguins avoid falling into a 3-0 hole in the series.

May 4 – The Penguins evened their conference semifinals series with Washington at 2-2 but lost defenseman Sergei Gonchar to a knee injury. Gonchar and Alex Ovechkin endured a knee-on-knee collision.

May 9 – Evgeni Malkin's overtime winning goal in Game 5 at Washington gave the Penguins their third straight victory. The win gave Pittsburgh, which trailed 2-0 early in the series, a 3-2 lead in games.

May 13 – In the definitive Game 7 at Washington, Pittsburgh rolled to a 6-2 victory en route to their second consecutive Eastern Conference Finals appearance.

May 13 – Sergei Gonchar returned to the lineup with a gutsy effort in do-or-die Game 7 just five days after his vicious knee-on-knee collision with Alex Ovechkin. Gonchar fought through the pain and contributed an assist.

May 21 – Evgeni Malkin posted his first career postseason hat trick in Pittsburgh's 7-4 victory over the Carolina Hurricanes in Game 2 of the Eastern Conference Finals. He added an assist for a four-point effort.

May 21 – Sidney Crosby scored the first goal of Game 2, tying an NHL playoff record with his sixth game-opening goal in a single postseason.

May 26 – The Penguins advanced to their second straight Stanley Cup Final by eliminating the Hurricanes in a four-game sweep with a 4-1 Game 4 victory at Carolina.

May 26 – In contrast to years past, Sidney Crosby and the Penguins allowed themselves to celebrate with the Prince of Wales Trophy at the encouragement of head coach Dan Bylsma.

June 4 – The Penguins scored three goals in less than six minutes, catapulted by Jordan Staal's shorthanded tally, to pull off a 4-2 victory over Detroit in Game 4 of the Stanley Cup Final to even the series at 2-2.

June 4 – Evgeni Malkin recorded a goal and assist in Game 4. It was his 34th and 35th points of the postseason. Malkin passed Joe Sakic's 1996 total (34) and assured that Malkin's final point total would be the highest in the NHL since Wayne Gretzky's 40 in 1993.

June 9 – The Penguins kept their Cup dreams alive with a 2-1 victory against the Red Wings in Game 6 to force a decisive Game 7 in Detroit, thanks in large part to Marc-Andre Fleury's breakaway stop on Dan Cleary.

June 12 – Max Talbot scored both Pittsburgh goals in a 2-1 Game 7 victory at Detroit to lift the Penguins to their third Stanley Cup Championship in franchise history.

June 12 – The Penguins became the fourth team in NHL history to rebound from a 2-0 series deficit in the Stanley Cup Final to win the title.

June 12 – Evgeni Malkin was named the Conn Smythe winner as postseason MVP, the third youngest recipient of the award, after posting 36 postseason points (14G-22A).

June 12 – Evgeni Malkin became the fifth player in NHL history since expansion to win the regular-season and postseason scoring title, and first since Mario Lemieux (1992).

June 12 – Sidney Crosby became the youngest captain (21) in NHL history to lead his team to a Stanley Cup championship.

June 15 – Nearly 400,000 fans pack the streets of downtown Pittsburgh for the Penguins' Stanley Cup victory parade.

SCORING SUMMARY

Player	HOME					ROAD					PP			SH			DIV			
	GP	G	A	P	+/-	GP	G	A	P	+/-	G	A	P	G	A	P	GP	G	A	P
Sidney Crosby	39	17	37	54	6	38	16	33	49	-3	7	33	40	0	1	1	23	14	19	33
Evgeni Malkin	41	16	41	57	8	41	19	37	56	9	14	27	41	2	0	2	24	10	19	29
Petr Sykora	38	20	11	31	8	38	5	10	15	-5	13	6	19	0	0	0	23	8	9	17
Bill Guerin	40	15	13	28	-2	38	6	14	20	-10	5	13	18	0	0	0	23	5	5	10
Chris Kunitz	41	13	16	29	7	41	10	14	24	5	6	6	12	0	1	1	19	5	2	7
Miroslav Satan	31	8	9	17	2	34	9	10	19	1	6	5	11	0	0	0	20	2	7	9
Pascal Dupuis	35	8	7	15	3	36	4	9	13	-2	0	0	0	0	1	1	21	5	6	11
Jordan Staal	41	7	14	21	-1	41	15	13	28	6	2	4	6	1	3	4	24	6	6	12
Kristopher Letang	36	7	11	18	-4	38	3	12	15	-3	4	7	11	1	0	1	22	3	8	11
Matt Cooke	37	7	8	15	0	39	6	10	16	0	0	1	1	0	0	0	22	6	5	11
Ruslan Fedotenko	32	6	11	17	10	33	10	12	22	8	1	3	4	0	0	0	20	5	9	14
Tyler Kennedy	35	4	11	15	10	32	11	9	20	5	0	2	2	0	0	0	20	5	6	11
Maxime Talbot	37	4	6	10	-8	38	8	4	12	-1	0	1	1	2	0	2	21	2	5	7
Sergei Gonchar	12	3	8	11	7	13	3	5	8	-1	5	8	13	0	0	0	7	0	6	6
Alex Goligoski	21	3	6	9	1	24	3	8	11	4	4	4	8	0	0	0	13	0	5	5
Hal Gill	33	2	7	9	5	29	0	1	1	6	0	0	0	0	0	0	16	0	4	4
Philippe Boucher	19	2	5	7	6	22	1	1	2	0	0	3	3	0	0	0	13	2	4	6
Mark Eaton	36	2	4	6	12	32	2	1	3	-9	1	0	1	0	0	0	21	1	1	2
Michael Zigomanis	11	2	1	3	-1	11	0	3	3	-1	0	0	0	0	0	0	8	1	3	4
Brooks Orpik	38	1	8	9	2	41	1	9	10	8	1	1	2	0	0	0	22	2	5	7
Eric Godard	35	1	2	3	0	36	1	0	1	-3	0	0	0	0	0	0	21	1	2	3
Christopher Minard	9	1	2	3	3	11	0	0	0	-3	0	0	0	0	0	0	8	1	1	2
William Thomas	11	1	0	1	0	5	1	1	2	-4	0	0	0	1	0	1	5	0	0	0
Rob Scuderi	40	0	8	8	9	41	1	7	8	14	0	0	0	0	0	0	24	0	8	8
Craig Adams	16	0	3	3	-1	29	2	2	4	-2	1	0	1	0	0	0	11	0	1	1
Dustin Jeffrey	8	0	2	2	3	6	1	0	1	1	0	0	0	0	0	0	4	0	0	0
Janne Pesonen	3	0	0	0	-2	4	0	0	0	-1	0	0	0	0	0	0	1	0	0	0
Paul Bissonnette	9	0	0	0	-1	6	0	1	1	0	0	0	0	0	0	0	5	0	1	1
Ryan Stone	1	0	0	0	0	1	0	0	0	1	0	0	0	0	0	0	0	0	0	0
Jeff Taffe	3	0	0	0	-2	5	0	2	2	-2	0	2	2	0	0	0	3	0	1	1
Tim Wallace	6	0	0	0	-1	10	0	2	2	3	0	0	0	0	0	0	3	0	0	0
Ben Lovejoy	1	0	0	0	1	1	0	0	0	-1	0	0	0	0	0	0	1	0	0	0
Luca Caputi	4	0	0	0	1	1	1	0	1	-2	0	0	0	0	0	0	0	0	0	0
Connor James	0	0	0	0	0	1	0	0	0	0	0	0	0	0	0	0	1	0	0	0

HOME

Players	GP	GS	MIN	AVG	W	L	OT	ENG	SHO	GA	SOG	SV%
Marc-Andre Fleury	34	34	2001	2.37	20	11	2	2	3	79	978	0.919
Dany Sabourin	7	4	308	2.53	2	2	1	1	0	13	132	0.902
Mathieu Garon	2	2	120	2.50	2	0	0	0	0	5	54	0.907
John Curry	1	1	60	2.00	1	0	0	0	0	2	26	0.923

AWAY

Players	GP	GS	MIN	AVG	W	L	OT	ENG	SHO	GA	SOG	SV%
Marc-Andre Fleury	28	27	1640	3.04	15	7	5	3	1	83	872	0.905
Dany Sabourin	12	12	682	2.99	4	6	1	2	0	34	331	0.897
Mathieu Garon	2	1	86	3.49	0	1	0	0	0	5	40	0.875
John Curry	2	1	90	2.67	1	1	0	0	0	4	43	0.907

TEAM LEADERS

Games Played

Evgeni Malkin	82
Jordan Staal	82
Chris Kunitz	82
Rob Scuderi	81

Points

Evgeni Malkin	113
Sidney Crosby	103
Chris Kunitz	53
Jordan Staal	49

Goals

Evgeni Malkin	35
Sidney Crosby	33
Petr Sykora	25
Chris Kunitz	23

Assists

Evgeni Malkin	78
Sidney Crosby	70
Chris Kunitz	30
Jordan Staal	27
Bill Guerin	27

Shots

Evgeni Malkin	290
Sidney Crosby	238
Bill Guerin	226
Petr Sykora	180

Shooting Percentage

Matt Cooke	15.1
Miroslav Satan	14.2
Petr Sykora	13.9
Sidney Crosby	13.9

Penalty Minutes

Eric Godard	171
Matt Cooke	101
Bill Guerin	81

Average Ice Time

Sergei Gonchar	25:11
Evgeni Malkin	22:31
Sidney Crosby	21:56

Game-Winning Goals

Petr Sykora	10
Evgeni Malkin	4
Bill Guerin	4

Even-Strength Goals

Sidney Crosby	26
Evgeni Malkin	19
Jordan Staal	19
Chris Kunitz	17

Even-Strength Assists

Evgeni Malkin	51
Sidney Crosby	36
Chris Kunitz	23

Even-Strength Points

Evgeni Malkin	70
Sidney Crosby	62
Chris Kunitz	40
Jordan Staal	39

Power-Play Goals

Evgeni Malkin	14
Petr Sykora	13
Sidney Crosby	7
Chris Kunitz	6
Miroslav Satan	6

Power-Play Assists

Sidney Crosby	33
Evgeni Malkin	27
Bill Guerin	13

Power-Play Points

Evgeni Malkin	41
Sidney Crosby	40
Petr Sykora	19

Shorthanded Goals

Evgeni Malkin	2
Max Talbot	2

Shorthanded Assists

Jordan Staal	3
Chris Kunitz	1
Pascal Dupuis	1
Sidney Crosby	1

Shorthanded Points

Jordan Staal	4
Evgeni Malkin	2
Max Talbot	2

Faceoff Percentage

Sidney Crosby	51.30%
Max Talbot	51.10%
Jordan Staal	47.00%

Faceoffs Taken

Sidney Crosby	1,615
Jordan Staal	1,206
Evgeni Malkin	668

Goaltender - Games

Marc-Andre Fleury	62
Mathieu Garon	19

Goaltender - Wins

Marc-Andre Fleury	35
Mathieu Garon	8

Goals-Against Average

Marc-Andre Fleury	2.67
Mathieu Garon	3.11

Save Percentage

Marc-Andre Fleury	.912%
Mathieu Garon	.894%

Minutes Played

Marc-Andre Fleury	3,641
Mathieu Garon	1,021

INJURIES

TOTAL GAMES MISSED	#	PLAYER	GAMES MISSED
13	2	Hal Gill	Oct. 23 - 28, Dec. 8 - 27
1	4	Rob Scuderi	Jan. 16
10	9	Pascal Dupuis	Oct. 30 - Nov. 1, Dec. 20, Jan. 8 - Jan. 20
58	15	Mike Zigomanis	Dec. 4 - Apr. 11
6	17	Petr Sykora	Oct. 4 - 11, Mar. 8 -.12
33	19	Ryan Whitney	Oct. 4 - Dec. 22
4	24	Matt Cooke	Oct. 16 - 23
6	25	Max Talbot	Oct. 28, Dec. 13 - 18, Jan. 16 - 20
15	26	Ruslan Fedotenko	Jan. 8 - Feb. 11
4	28	Eric Godard	Dec. 27 - Jan. 3
12	29	Marc-Andre Fleury	Nov. 18 - Dec. 11
31	43	Philippe Boucher	Nov. 29 - Dec. 10, Jan. 1 - 3, Jan. 31 - Mar. 20
3	44	Brooks Orpik	Jan. 18 - 28
14	48	Tyler Kennedy	Dec. 4 - Jan. 1
56	55	Sergei Gonchar	Oct. 4 - Feb. 11
5	58	Kris Letang	Dec. 23 - Dec. 30, Jan. 16
5	87	Sidney Crosby	Jan. 16, Feb. 25 - Mar. 3
TOTALS			
276			

SUPERLATIVES

INDIVIDUAL SEASON HIGHLIGHTS

	PLAYER	TOTALS
Most Goals	Evgeni Malkin	35
Most Assists	Evgeni Malkin	78
Most Points	Evgeni Malkin	113
Most Penalty Minutes	Eric Godard	171
Most Shots	Evgeni Malkin	290
Most Power-Play Goals	Evgeni Malkin	13
Most Shorthanded Goals	Evgeni Malkin/Max Talbot	2
Most Game-Winning Goals	Petr Sykora	10
Most Games Played	Evgeni Malkin/Jordan Staal/Chris Kunitz	82
Highest Plus/Minus Rating	Rob Scuderi	23
Top Scoring Center	Evgeni Malkin	113 (35+78)
Top Scoring Right Wing	Bill Guerin	48 (21+27)
Top Scoring Left Wing	Chris Kunitz	53 (23+30)
Top Scoring Defenseman	Kris Letang	33 (10+23)
Top Scoring Rookie	Alex Goligoski	20 (6+14)
Longest Goal Scoring Streak	Evgeni Malkin (Jan. 30 to Feb. 4)	(5 goals) 4 Games
Longest Assist Streak	Evgeni Malkin (Oct. 16 to Nov. 15)	(21 assists) 13 games
Longest Point Streak	Evgeni Malkin (Oct. 16 to Nov. 15)	(27 points) 13 games
Most Goals at Home	Petr Sykora	20
Most Goals On the Road	Evgeni Malkin	19
Most Points at Home	Evgeni Malkin	57 (16+41)
Most Points on the Road	Evgeni Malkin	56 (19+37)

INDIVIDUAL GAME HIGHLIGHTS

	AT HOME	ON THE ROAD
Most Goals	3 - Sidney Crosby (Nov. 29 vs. NJD) 3 - Pascal Dupuis (Dec. 11 vs. NYI) 3 - Petr Sykora (Dec. 11 vs. NYI)	3 - Evgeni Malkin (Nov. 26 @ NYI) 3 - Jordan Staal (Nov. 11 @ DET)
Most Assists	4 - Evgeni Malkin (Oct. 18 vs. TOR)	4 - Sidney Crosby (Dec. 4 @ CAR)
Most Points	5 - Evgeni Malkin (Mar. 17 vs. ATL)	4 - Sidney Crosby (Feb. 21 @ PHI) 4 - Sidney Crosby (Dec. 4 @ CAR) 4 - Evgeni Malkin (Dec. 18 @ ATL) 4 - Evgeni Malkin (Nov. 26 @ NYI) 4 - Jordan Staal (Nov. 11 @ DET)

OPPONENTS





ANAHEIM DUCKS

WEBSITE: anaheimducks.com

DUCKS VS. PENS

2008-09 Record: 42-33-7, 2nd place, Pacific Division, 8th overall

2009 Playoff Record: Defeated San Jose, 4-2, in WCQF; Lost to Detroit, 4-3 in WCSF

2008-09 Top Scorer: Ryan Getzlaf (25-66-91)

All-time scorer vs. Pittsburgh: Teemu Selanne (10gp, 5-15-20)

All-time Pittsburgh scorer vs. Anaheim: Jaromir Jagr (11gp, 11-11-22)

Longest Anaheim win streak vs. Pittsburgh:

3, Jan. 18, 1999-Jan. 29, 2000; Oct. 6, 2001-Dec. 15, 2002

Longest Pittsburgh win streak vs. Anaheim:

4, Dec. 7, 1996-Dec. 10, 1997

Longest Anaheim undefeated streak vs. Pittsburgh:

4, Dec. 1, 1998-Jan. 29, 2000 (3-0-1)

Longest Pittsburgh undefeated streak vs. Anaheim:

4, Dec. 7, 1996 – Dec. 10, 1997 (4-0-0)

Last Anaheim win at home:

Nov. 6, 2006 (3-2 OT) (0-0-0 since last win)

Last Pittsburgh win at home:

Jan. 16, 2009 (3-1) (0-0-0 since last win)

Last Anaheim win at Pittsburgh:

Oct. 6, 2001 (4-2) (0-3-0 since last win)

Last Pittsburgh win at Anaheim:

Dec. 10, 1997 (3-0) (0-4-1 since last win)

Most goals by Anaheim vs. Pittsburgh:

7, Jan. 29, 2000 (A, 7-1)

Most goals by Pittsburgh vs. Anaheim:

7, Dec. 11, 1996 (P, 7-3)

Most goals by both teams:

10, Dec. 11, 1996 (P, 7-3)

Last Anaheim shutout vs. Pittsburgh:

Dec. 15, 2002 (5-0), J.S. Giguere

Last Pittsburgh shutout vs. Anaheim:

Dec. 10, 1997 (3-0), Tom Barrasso

Last Anaheim hat-trick vs. Pittsburgh:

None

Last Pittsburgh hat-trick vs. Anaheim:

None

Last Pittsburgh trade with Anaheim:

Feb. 27, 2009 – Ryan Whitney to Anaheim for Chris Kunitz and Eric Tangradi

Overtime/shootout record vs. Anaheim: 0-2-2

YEAR BY YEAR

YEAR	PIT	ROAD	TOTAL	GF/GA
1993-94	0-0-1	1-0-0	1-0-1	7-5
1994-95	Did Not Play			
1995-96	1-0-0	0-1-0	1-1-0	8-8
1996-97	1-0-0	1-0-0	2-0-0	12-6
1997-98	1-0-0	1-0-0	2-0-0	8-2
1998-99	0-0-1	0-1-0	0-1-1	7-9
1999-00	0-1-0	0-1-0	0-2-0	2-9
2000-01	1-0-0	0-0-0	1-0-0	3-2
2001-02	0-1-0	0-1-0	0-2-0	4-8
2002-03	0-0-0	0-1-0	0-1-0	0-5
2003-04	1-0-0	0-0-0	1-0-0	2-1
2004-05	No Season			
2005-06	Did Not Play			
2006-07	0-0-0	0-0-1	0-0-1	2-3
2007-08	1-0-0	0-0-0	1-0-0	5-4
2008-09	1-0-0	0-0-0	1-0-0	3-1
TOTALS	8-2-2	3-5-1	11-7-3	63-63

ANAHEIM DUCKS vs. PITTSBURGH PENGUINS 2008-2009 REGULAR SEASON

at ANAHEIM DUCKS

at PITTSBURGH PENGUINS

Date	Score	W Goal
no games		

Date	Score	W Goal
16 Jan '09	ANA 1 @ PIT 3	Matt Cooke

Individual Scoring

Player	DUCKS							
	GP	G	A	P	+/-	PIM	PP	SH
Ryan Getzlaf	1	1	0	1	-1	2	1	0
Scott Niedermayer	1	0	1	1	-2	0	0	0
Bobby Ryan	1	0	1	1	0	0	0	0
Troy Bodie	1	0	0	0	0	0	0	0
Ryan Carter	1	0	0	0	-1	0	0	0
Andrew Ebbett	1	0	0	0	0	0	0	0
Bret Hedican	1	0	0	0	-1	0	0	0
Chris Kunitz	1	0	0	0	-1	0	0	0
Nathan McLver	1	0	0	0	0	5	0	0
Brendan Mikkelson	1	0	0	0	-1	0	0	0
Travis Moen	1	0	0	0	-2	2	0	0
Steve Montador	1	0	0	0	0	0	0	0
Brendan Morrison	1	0	0	0	0	2	0	0
Rob Niedermayer	1	0	0	0	-1	0	0	0
Samuel Pahlsson	1	0	0	0	-1	0	0	0
George Parros	1	0	0	0	0	0	0	0
Corey Perry	1	0	0	0	-2	2	0	0
Chris Pronger	1	0	0	0	-2	0	0	0

Power Play: 1-4 25.0% / Penalty Killing: 3-3 100.0%

Player	PENGUINS							
	GP	G	A	P	+/-	PIM	PP	SH
Matt Cooke	1	2	0	2	2	0	0	0
Hal Gill	1	1	1	2	2	2	0	0
Evgeni Malkin	1	0	2	2	2	2	0	0
Jordan Staal	1	0	1	1	1	0	0	0
Ryan Whitney	1	0	1	1	1	0	0	0
Paul Bissonnette	1	0	0	0	0	5	0	0
Philippe Boucher	1	0	0	0	0	2	0	0
Mark Eaton	1	0	0	0	1	0	0	0
Eric Godard	1	0	0	0	0	0	0	0
Alex Goligoski	1	0	0	0	1	2	0	0
Dustin Jeffrey	1	0	0	0	0	0	0	0
Tyler Kennedy	1	0	0	0	1	0	0	0
Christopher Minard	1	0	0	0	0	0	0	0
Brooks Orpik	1	0	0	0	1	0	0	0
Janne Pesonen	1	0	0	0	0	0	0	0
Miroslav Satan	1	0	0	0	1	0	0	0
Petr Sykora	1	0	0	0	2	0	0	0
William Thomas	1	0	0	0	0	0	0	0

Power Play: 0-3 0.0% / Penalty Killing: 3-4 75.0%

Goaltending

Goalie	DUCKS							
	GP	Min	WLOT	GA	SA	SV	GAA	SV%
Jean-Sebastien Giguere	1	58	0-1-0	3	24	21	3.10	.875

Goalie	PENGUINS							
	GP	Min	WLOT	GA	SA	SV	GAA	SV%
Marc-Andre Fleury	1	60	1-0-0	1	22	21	1.00	.955

Goals by Period

	DUCKS				
	1st	2nd	3rd	OT	Total
Goals	0	1	0	0	1

	PENGUINS				
	1st	2nd	3rd	OT	Total
Goals	1	1	1	0	3

Shots by Period

	DUCKS				
	1st	2nd	3rd	OT	Total
Shots	9	7	6	0	22

	PENGUINS				
	1st	2nd	3rd	OT	Total
Shots	5	10	9	0	24

* - Overtime ** - Shootout



ATLANTA THRASHERS

WEBSITE: atlantathrashers.com

THRASHERS VS. PENS

2008-09 Record: 25-41-6; Fourth place, Southeast Division, 26th overall

2009 Playoff Record: Did not qualify

2008-09 Top Scorer: Ilya Kovalchuk (43-48-91)

All-time scorer vs. Pittsburgh: Ilya Kovalchuk (19gp, 17-13-30)

All-time scorer vs. Atlanta: Alexei Kovalev (15gp, 5-15-20)

Longest Atlanta win streak vs. Pittsburgh:

3, Nov. 9, 2005-Dec. 9, 2006

Longest Pittsburgh win streak vs. Atlanta:

14, Jan. 31, 2000-Nov. 22, 2002

Longest Atlanta undefeated streak vs. Pittsburgh:

3, Nov. 9, 2005-Dec. 9, 2006 (3-0-0)

Longest Pittsburgh undefeated streak vs. Atlanta:

14, Jan. 31, 2000-Nov. 22, 2002 (14-0-0)

Last Atlanta win at home:

Jan. 20, 2008 (4-1) (0-2-0 since last win)

Last Pittsburgh win at home:

Mar. 17, 2009 (6-2) (0-0-0 since last win)

Last Atlanta win at Pittsburgh:

Dec. 21, 2006 (4-3 OT) (0-3-2 since last win)

Last Pittsburgh win at Atlanta:

Dec. 18, 2008 (6-3) (0-0-0 since last win)

Most goals by Atlanta vs. Pittsburgh:

7, Dec. 20, 2003 (A, 7-4)

Most goals by Pittsburgh vs. Atlanta:

7, Oct. 27, 2005 (P, 7-5)

Most goals by both teams:

12, Oct. 27, 2005 (P, 7-5)

Last Atlanta shutout vs. Pittsburgh:

Nov. 9, 2005 (5-0) – Mike Dunham

Last Pittsburgh shutout vs. Atlanta:

Nov. 24, 2007 (5-0) – Marc-Andre Fleury

Last Atlanta hat-trick vs. Pittsburgh:

Jan. 6, 2006 – Ilya Kovalchuk

Last Pittsburgh hat-trick vs. Atlanta:

None

Last Pittsburgh trade with Atlanta: Feb. 26, 2008 – Colby Armstrong, Erik Christensen, Angelo Esposito and a first-round choice in 2008 NHL Entry to Atlanta for Marian Hossa and Pascal Dupuis

Overtime/shootout record vs. Atlanta: 4-1-2

YEAR BY YEAR

YEAR	PIT	ROAD	TOTAL	GF/GA
1999-00	2-0-0	2-0-0	4-0-0	16-7
2000-01	2-0-0	2-0-0	4-0-0	19-8
2001-02	2-0-0	2-0-0	4-0-0	17-9
2002-03	1-1-0	2-0-0	3-1-0	12-7
2003-04	1-1-0	1-1-0	2-2-0	14-18
2004-05	No Season			
2005-06	1-1-0	0-2-0	1-3-0	14-20
2006-07	1-1-0	1-0-1	2-1-1	11-11
2007-08	2-0-0	0-1-1	2-1-1	10-8
2008-09	2-0-0	2-0-0	4-0-0	18-8
TOTALS	14-4-0	12-4-2	26-8-2	131-96

ATLANTA THRASHERS vs. PITTSBURGH PENGUINS 2008-2009 REGULAR SEASON

at ATLANTA THRASHERS

at PITTSBURGH PENGUINS

Date	Score	W Goal
18 Dec '08	PIT 6 @ ATL 3	Miroslav Satan
20 Nov '08	PIT 3 @ ATL 2	Petr Sykora

Date	Score	W Goal
17 Mar '09	ATL 2 @ PIT 6	Jordan Staal
06 Jan '09	ATL 1 @ PIT 3	Petr Sykora

Individual Scoring

Player	THRASHERS								
	GP	G	A	P	+/-	PIM	PP	SH	
Vyacheslav Kozlov	4	1	3	4	-3	2	1	0	
Ilya Kovalchuk	3	1	2	3	-1	0	1	0	
Todd White	4	0	3	3	-3	2	0	0	
Bryan Little	3	2	0	2	-2	0	1	0	
Eric Perrin	4	0	2	2	0	0	0	0	
Chris Thorburn	4	0	2	2	-2	12	0	0	
Colby Armstrong	4	1	0	1	-1	19	0	0	
Eric Boulton	4	1	0	1	0	12	0	0	
Marty Reasoner	4	1	0	1	-1	2	0	0	
Jim Slater	3	1	0	1	1	2	0	0	
Tobias Enstrom	4	0	1	1	-2	0	0	0	
Mathieu Schneider	2	0	1	1	0	2	0	0	
Nathan Ostryck	4	0	0	0	0	2	0	0	
Ron Hainsey	3	0	0	0	-3	0	0	0	
Niclas Havelid	3	0	0	0	1	4	0	0	
Boris Valabik	3	0	0	0	-4	13	0	0	
Jason Williams	3	0	0	0	-1	0	0	0	
Erik Christensen	2	0	0	0	-1	0	0	0	
Joseph Crabb	2	0	0	0	0	2	0	0	
Garnet Exelby	2	0	0	0	-2	2	0	0	
Zach Bogosian	1	0	0	0	0	0	0	0	
Scott Lehman	1	0	0	0	0	0	0	0	
Spencer Machacek	1	0	0	0	0	0	0	0	
Rich Peverley	1	0	0	0	0	4	0	0	
Anssi Salmela	1	0	0	0	0	0	0	0	
Brett Sterling	1	0	0	0	0	2	0	0	
Colin Stuart	1	0	0	0	-1	2	0	0	

Power Play: 3-20 15.0% / Penalty Killing: 12-20 60.0%

Player	PENGUINS								
	GP	G	A	P	+/-	PIM	PP	SH	
Evgeni Malkin	4	4	9	13	5	2	1	0	
Sidney Crosby	4	2	6	8	1	8	1	0	
Petr Sykora	4	3	2	5	3	0	2	0	
Sergei Gonchar	1	1	3	4	2	0	1	0	
Jordan Staal	4	2	1	3	3	0	1	0	
Miroslav Satan	3	2	0	2	0	0	1	0	
Kristopher Letang	4	0	2	2	1	2	0	0	
Tyler Kennedy	3	0	2	2	2	2	0	0	
Ryan Whitney	1	0	2	2	1	2	0	0	
Matt Cooke	4	1	0	1	2	6	0	0	
Philippe Boucher	3	1	0	1	3	4	0	0	
Mark Eaton	3	1	0	1	1	6	0	0	
Chris Kunitz	1	1	0	1	0	0	1	0	
Pascal Dupuis	4	0	1	1	0	2	0	0	
Ruslan Fedotenko	4	0	1	1	-1	7	0	0	
Rob Scuderi	4	0	1	1	0	0	0	0	
Bill Guerin	1	0	1	1	1	2	0	0	
Jeff Taffe	1	0	1	1	-1	0	0	0	
Tim Wallace	1	0	1	1	1	0	0	0	
Eric Godard	4	0	0	0	-2	15	0	0	
Brooks Orpik	4	0	0	0	2	2	0	0	
Maxime Talbot	3	0	0	0	-1	12	0	0	
Hal Gill	2	0	0	0	-2	2	0	0	
Alex Goligoski	2	0	0	0	3	0	0	0	
Dustin Jeffrey	1	0	0	0	0	0	0	0	
Ryan Stone	1	0	0	0	1	0	0	0	
Michael Zigomanis	1	0	0	0	-1	0	0	0	

Power Play: 8-20 40.0% / Penalty Killing: 17-20 85.0%

Goaltending

Goalie	THRASHERS								
	GP	Min	WLOT	GA	SA	SV	GAA	SV%	
Kari Lehtonen	1	59	0-1-0	3	29	26	3.04	.897	
Johan Hedberg	2	91	0-1-0	6	37	31	3.97	.838	
Ondrej Pavelec	2	87	0-2-0	8	44	36	5.51	.818	

Goalie	PENGUINS								
	GP	Min	WLOT	GA	SA	SV	GAA	SV%	
Marc-Andre Fleury	3	180	3-0-0	6	79	73	2.00	.924	
Dany Sabourin	1	60	1-0-0	2	23	21	2.00	.913	

Goals by Period

	THRASHERS				
	1st	2nd	3rd	OT	Total
Goals	3	3	2	0	8

	PENGUINS				
	1st	2nd	3rd	OT	Total
Goals	6	9	3	0	18

Shots by Period

	THRASHERS				
	1st	2nd	3rd	OT	Total
Shots	29	29	44	0	102

	PENGUINS				
	1st	2nd	3rd	OT	Total
Shots	42	47	22	0	111

* - Overtime ** - Shootout



BOSTON BRUINS

WEBSITE: bostonbruins.com

BRUINS VS. PENS

2008-09 Record: 53-19-10; Third place, Northeast Division, 2nd Overall

2009 Playoff Record: Defeated Montreal, 4-0, in ECQF; Lost to Carolina 4-3, in ECSF

2008-09 Top Scorer: Marc Savard (25-63-88)

All-time scorer vs. Pittsburgh: Ray Bourque (72gp, 25-63-88)

All-time Pittsburgh scorer vs. Boston: Mario Lemieux (43gp, 31-42-73)

Longest Boston win streak vs. Pittsburgh:

7, Mar. 27, 1977-Oct. 12, 1978

Longest Pittsburgh win streak vs. Boston:

12, Feb. 8, 1993-Apr. 28, 1995

Longest Boston undefeated streak vs. Pittsburgh:

11, Mar. 2, 1969-Dec. 6, 1970 (9-0-2)

Longest Pittsburgh undefeated streak vs. Boston:

12, Feb. 8, 1993-Apr. 28, 1995

Last Boston win at home:

Jan. 1, 2009 (4-2) (0-0-0 since last win)

Last Pittsburgh win at home:

Mar. 15, 2009 (6-4) (0-0-0 since last win)

Last Boston win at Pittsburgh:

Dec. 30, 2008 (0-1-0 since last win)

Last Pittsburgh win at Boston:

Oct. 20, 2008 (0-1-0 since last win)

Most goals by Boston vs. Pittsburgh:

8, Mar. 14, 1989 (B, 8-2)

Most goals by Pittsburgh vs. Boston:

9, Nov. 20, 1995 (P, 9-6)

Most goals by both teams:

15, Nov. 30, 1995 (P, 9-6)

Last Boston shutout vs. Pittsburgh:

Nov. 7, 1998 (0-0) – Byron Dafoe

Last Pittsburgh shutout vs. Boston:

Mar. 25, 2007 (5-0) – Marc-Andre Fleury

Last Boston hat-trick vs. Pittsburgh:

Feb. 1, 2004 – Glen Murray

Last Pittsburgh hat-trick vs. Boston:

Apr. 18, 1998 – Martin Straka

Last Pittsburgh trade with Boston:

Mar. 11, 2003 – Ian Moran to Boston for a fourth-round selection in the 2003 NHL Entry Draft

Overtime/shootout record vs. Boston: 7-2-10

YEAR BY YEAR

YEAR	PIT	ROAD	TOTAL	GF/GA
1967-68	1-1-0	1-1-0	2-2-0	10-10
1968-69	1-2-0	0-3-0	1-5-0	13-25
1969-70	0-2-1	0-3-0	0-5-1	9-21
1970-71	1-1-1	0-3-0	1-4-1	18-28
1971-72	1-1-1	0-1-2	1-2-3	20-21
1972-73	1-2-0	0-2-0	1-4-0	14-21
1973-74	0-2-0	0-3-0	0-5-0	16-30
1974-75	1-0-2	0-2-0	1-2-2	20-21
1975-76	0-0-2	0-3-0	0-3-2	14-24
1976-77	1-1-1	0-2-0	1-3-1	10-17
1977-78	0-2-0	0-3-0	0-5-0	11-33
1978-79	1-0-1	1-1-0	2-1-1	14-16
1979-80	0-2-0	2-0-0	2-2-0	14-16
1980-81	0-2-0	0-1-1	0-3-1	13-22
1981-82	1-1-0	0-0-1	1-1-1	10-10
1982-83	1-0-0	0-2-0	1-2-0	10-14
1983-84	0-2-0	0-1-0	0-3-0	7-18
1984-85	0-1-0	1-1-0	1-2-0	12-16
1985-86	1-1-0	0-1-0	1-2-0	8-11
1986-87	1-0-0	0-2-0	1-2-0	9-11
1987-88	0-1-1	0-1-0	0-2-1	7-11
1988-89	0-1-0	1-0-1	1-1-1	10-13
1989-90	1-1-0	0-1-0	1-2-0	13-15
1990-91	1-0-0	0-1-1	1-1-1	12-11
1991-92	0-0-1	1-1-0	1-1-1	14-15
1992-93	2-0-0	*2-1-0	4-1-0	18-14
1993-94	#3-0-0	3-0-0	6-0-0	33-17
1994-95	2-0-0	1-1-0	3-1-0	15-12
1995-96	2-0-0	1-2-0	3-2-0	29-27
1996-97	2-1-0	0-2-0	2-3-0	17-18
1997-98	2-0-1	1-2-0	3-2-1	20-20
1998-99	1-0-1	0-2-0	1-2-1	8-8
1999-00	1-0-1	0-2-0	1-2-1	9-10
2000-01	0-1-1	0-2-0	0-3-1	7-13
2001-02	0-2-0	1-1-0	1-3-0	9-15
2002-03	0-2-0	2-0-0	2-2-0	10-10
2003-04	1-1-0	0-2-0	1-3-0	8-15
2004-05	No Season			
2005-06	0-1-1	0-2-0	0-3-1	13-22
2006-07	1-0-1	1-0-1	2-0-2	16-9
2007-08	1-1-0	1-1-0	2-2-0	10-13
2008-09	1-1-0	1-1-0	2-2-0	11-14
TOTALS	33-36-17	21-60-7	54-96-24	541-687

* = one game played in Atlanta

= one game played in Cleveland

table of
contents

team
information

players

2008-09
season

opponents

history

playoff
history

media
information

2009-10
schedule

BOSTON BRUINS vs. PITTSBURGH PENGUINS

2008-2009 REGULAR SEASON

at BOSTON BRUINS

Date	Score	W Goal
01 Jan '09	PIT 2 @ BOS 4	Milan Lucic
20 Oct '08 **	PIT 2 @ BOS 1	Evgeni Malkin

at PITTSBURGH PENGUINS

Date	Score	W Goal
15 Mar '09	BOS 4 @ PIT 6	Petr Sykora
30 Dec '08	BOS 5 @ PIT 2	Phil Kessel

Individual Scoring

BRUINS										PENGUINS									
Player	GP	G	A	P	+/-	PIM	PP	SH		Player	GP	G	A	P	+/-	PIM	PP	SH	
Marc Savard	4	2	3	5	2	6	1	0		Sidney Crosby	4	0	5	5	-1	4	0	0	
David Krejci	4	1	3	4	1	2	0	0		Chris Kunitz	1	2	1	3	1	0	1	0	
Dennis Wideman	4	1	3	4	0	8	0	0		Bill Guerin	1	1	2	3	0	0	0	0	
P. J. Axelsson	3	1	3	4	1	2	1	0		Petr Sykora	4	2	0	2	-1	6	0	0	
Phil Kessel	4	3	0	3	0	2	1	0		Pascal Dupuis	4	1	1	2	0	2	0	0	
Zdeno Chara	4	1	2	3	-1	0	1	0		Ruslan Fedotenko	4	1	1	2	0	0	0	0	
Blake Wheeler	4	1	2	3	3	4	0	1		Jordan Staal	4	1	1	2	0	4	0	0	
Michael Ryder	4	1	1	2	2	0	1	0		Miroslav Satan	3	1	1	2	3	2	0	0	
Chuck Kobasew	3	0	2	2	-1	0	0	0		Dustin Jeffrey	2	1	1	2	2	0	0	0	
Stephane Yelle	3	0	2	2	1	2	0	0		Evgeni Malkin	4	0	2	2	-2	6	0	0	
Milan Lucic	4	1	0	1	0	9	0	0		Sergei Gonchar	1	1	0	1	1	0	1	0	
Martin St. Pierre	2	1	0	1	0	0	0	1		Alex Goligoski	3	0	1	1	-1	4	0	0	
Mark Recchi	1	1	0	1	-2	0	0	0		Kristopher Letang	3	0	1	1	-3	0	0	0	
Mark Stuart	4	0	1	1	0	0	0	0		Tim Wallace	2	0	1	1	1	5	0	0	
Andrew Ference	2	0	1	1	1	0	0	0		Mark Eaton	4	0	0	0	-3	2	0	0	
Shawn Thornton	4	0	0	0	-1	5	0	0		Hal Gill	4	0	0	0	1	0	0	0	
Aaron Ward	4	0	0	0	3	2	0	0		Brooks Orpik	4	0	0	0	4	4	0	0	
Shane Hnidy	3	0	0	0	-4	2	0	0		Rob Scuderi	4	0	0	0	3	0	0	0	
Vladimir Sobotka	3	0	0	0	-3	2	0	0		Maxime Talbot	4	0	0	0	0	8	0	0	
Patrice Bergeron	2	0	0	0	-3	0	0	0		Matt Cooke	3	0	0	0	-3	8	0	0	
Matt Hunwick	2	0	0	0	0	2	0	0		Eric Godard	2	0	0	0	0	7	0	0	
Byron Bitz	1	0	0	0	0	0	0	0		Tyler Kennedy	2	0	0	0	-1	0	0	0	
Steve Montador	1	0	0	0	-1	4	0	0		Ryan Whitney	2	0	0	0	-3	0	0	0	
Petteri Nokelainen	1	0	0	0	-1	0	0	0		Paul Bissonnette	1	0	0	0	0	0	0	0	
Marco Sturm	1	0	0	0	0	0	0	0		Philippe Boucher	1	0	0	0	1	0	0	0	

Power Play: 5-23 21.7% / Penalty Killing: 17-19 89.5%

Power Play: 2-19 10.5% / Penalty Killing: 18-23 78.3%

Goaltending

BRUINS										PENGUINS									
Goalie	GP	Min	WLOT	GA	SA	SV	GAA	SV%		Goalie	GP	Min	WLOT	GA	SA	SV	GAA	SV%	
Tim Thomas	3	184	1-1-1	8	99	91	2.62	.919		Dany Sabourin	2	124	1-1-0	4	61	57	1.93	.934	
Manny Fernandez	1	60	1-0-0	2	32	30	2.00	.938		Mathieu Garon	1	60	1-0-0	4	25	21	4.00	.840	
										Marc-Andre Fleury	1	60	0-1-0	5	40	35	5.00	.875	

Goals by Period

BRUINS						PENGUINS					
	1st	2nd	3rd	OT	Total		1st	2nd	3rd	OT	Total
Goals	4	6	4	0	14	Goals	5	1	5	0	11

Shots by Period

BRUINS						PENGUINS					
	1st	2nd	3rd	OT	Total		1st	2nd	3rd	OT	Total
Shots	43	47	33	4	127	Shots	46	37	45	4	132

* - Overtime ** - Shootout



BUFFALO SABRES

WEBSITE: buffalosabres.com

SABRES VS. PENS

2008-09 Record: 41-32-9; Third place, Northeast Division, 18th overall

2009 Playoff Record: Did not qualify

2008-09 Top Scorer: Derek Roy (82gp, 28-42-70)

All-time scorer vs. Pittsburgh: Gilbert Perreault (69gp, 39-51-90)

All-time Pittsburgh scorer vs. Buffalo: Jaromir Jagr (47gp, 31-39-70)

Longest Buffalo win streak vs. Pittsburgh:

5, Oct. 24, 1979-Oct. 18, 1980

Longest Pittsburgh win streak vs. Buffalo:

4, Dec. 29, 2007-Mar. 12, 2008

Longest Buffalo undefeated streak vs. Pittsburgh:

9, Oct. 10, 1970-Dec. 31, 1971 (3-0-6)

Longest Pittsburgh undefeated streak vs. Buffalo:

13, Oct. 27, 1976 – Feb. 17, 1979 (5-0-8)

Last Buffalo win at home:

Nov. 28, 2008 (4-3) (0-0-1 since last win)

Last Pittsburgh win at home:

Nov. 15, 2008 (5-2) (0-1-0 since last win)

Last Buffalo win at Pittsburgh:

Dec. 8, 2008 (4-3) (0-0-0 since last win)

Last Pittsburgh win at Buffalo:

Dec. 22, 2008 (4-3) (0-0-0 since last win)

Most goals by Buffalo vs. Pittsburgh:

10, Dec. 7, 1980 (B, 10-1); Mar. 4, 1983 (B, 10-2)

Most goals by Pittsburgh vs. Buffalo:

8, Oct. 13, 1987 (P, 8-3)

Most goals by both teams:

13, Mar. 10, 1976 (B, 7-6); Oct. 12, 1988 (B, 8-5)

Last Buffalo shutout vs. Pittsburgh:

Jan. 21, 2003 – Martin Biron

Last Pittsburgh shutout vs. Buffalo:

Dec. 29, 2007 – Ty Conklin

Last Buffalo hat-trick vs. Pittsburgh:

Oct. 12, 1988 – Dave Andreychuk

Last Pittsburgh hat-trick vs. Buffalo:

Feb. 14, 1989 – Mario Lemieux

Last Pittsburgh trade with Buffalo:

Mar. 11, 1999 – Matthew Barnaby to Pittsburgh for Stu Barnes

Overtime/shootout record vs. Buffalo: 7-6-14

YEAR BY YEAR

YEAR	PIT	ROAD	TOTAL	GF/GA
1970-71	0-2-1	0-0-3	0-2-4	19-22
1971-72	0-1-2	1-1-1	1-2-3	14-14
1972-73	0-0-2	0-3-0	0-3-2	9-14
1973-74	3-0-0	0-2-0	3-2-0	17-15
1974-75	0-0-2	0-3-0	0-3-2	18-30
1975-76	1-2-0	0-2-0	1-4-0	13-27
1976-77	3-0-0	1-0-1	4-0-1	20-12
1977-78	0-0-2	0-0-3	0-0-5	17-17
1978-79	1-0-1	1-0-1	2-0-2	19-15
1979-80	0-2-0	0-2-0	0-4-0	8-30
1980-81	0-2-0	0-1-1	0-3-1	5-21
1981-82	1-1-0	0-1-0	1-2-0	12-15
1982-83	1-0-0	0-1-1	1-1-1	12-18
1983-84	0-2-0	0-1-0	0-3-0	9-16
1984-85	0-0-1	0-2-0	0-2-1	5-12
1985-86	1-0-1	1-0-0	2-0-1	11-6
1986-87	1-0-0	1-0-1	2-0-1	15-10
1987-88	2-0-0	0-0-1	2-0-1	16-9
1988-89	1-0-0	0-2-0	1-2-0	13-16
1989-90	0-2-0	0-1-0	0-3-0	6-14
1990-91	1-0-0	1-0-1	2-0-1	14-10
1991-92	1-1-0	1-0-0	2-1-0	14-11
1992-93	2-0-0	1-1-0	3-1-0	18-16
1993-94	*3-0-0	2-1-0	5-1-0	21-13
1994-95	1-0-1	1-1-0	2-1-1	15-13
1995-96	2-1-0	1-1-1	3-2-1	23-22
1996-97	3-0-0	0-3-0	3-3-0	14-14
1997-98	2-0-1	0-1-1	2-1-2	11-9
1998-99	1-0-1	0-2-0	1-2-1	10-11
1999-00	1-0-1	2-0-0	3-0-1	10-5
2000-01	1-1-0	2-0-0	3-1-0	17-11
2001-02	1-0-1	1-1-0	2-1-1	10-9
2002-03	2-0-0	1-0-1	3-0-1	14-5
2003-04	1-0-1	1-1-0	2-1-1	7-9
2004-05	No Season			
2005-06	0-1-1	0-1-1	0-2-2	10-14
2006-07	1-0-1	1-1-0	2-1-1	11-14
2007-08	2-0-0	2-0-0	4-0-0	14-5
2008-09	1-1-0	1-1-0	2-2-0	15-13
TOTALS	41-19-20	23-38-18	64-57-38	507-537

*Includes one game played in Sacramento

table of
contents

team
information

players

2008-09
season

opponents

history

playoff
history

media
information

2009-10
schedule

BUFFALO SABRES vs. PITTSBURGH PENGUINS

2008-2009 REGULAR SEASON

at BUFFALO SABRES

at PITTSBURGH PENGUINS

Date	Score	W Goal
22 Dec '08 *	PIT 4 @ BUF 3	Sidney Crosby
28 Nov '08	PIT 3 @ BUF 4	Paul Gaustad

Date	Score	W Goal
08 Dec '08	BUF 4 @ PIT 3	Thomas Vanek
15 Nov '08	BUF 2 @ PIT 5	Jordan Staal

Individual Scoring

Player	SABRES								
	GP	G	A	P	+/-	PIM	PP	SH	
Adam Mair	4	0	4	4	4	0	0	0	
Thomas Vanek	4	3	0	3	-3	6	1	0	
Daniel Paille	4	2	1	3	1	2	0	0	
Paul Gaustad	3	2	1	3	0	2	1	0	
Ales Kotalik	2	2	1	3	3	0	0	0	
Clarke MacArthur	4	1	2	3	0	2	1	0	
Jason Pominville	4	1	2	3	0	6	0	0	
Derek Roy	4	1	2	3	-2	4	0	0	
Drew Stafford	4	1	2	3	1	2	0	0	
Maxim Afinogenov	4	0	2	2	-2	0	0	0	
Jochen Hecht	4	0	2	2	-3	4	0	0	
Teppo Numminen	4	0	2	2	2	2	0	0	
Andrej Sekera	4	0	1	1	-1	0	0	0	
Jaroslav Spacek	4	0	1	1	1	0	0	0	
Mark Mancari	1	0	1	1	0	0	0	0	
Toni Lydman	4	0	0	0	-5	2	0	0	
Henrik Tallinder	4	0	0	0	-2	2	0	0	
Craig Rivet	3	0	0	0	1	0	0	0	
Patrick Kaleta	2	0	0	0	-1	8	0	0	
Andrew Peters	2	0	0	0	0	5	0	0	
Chris Butler	1	0	0	0	2	0	0	0	
Matt Ellis	1	0	0	0	-1	0	0	0	
Nathan Gerbe	1	0	0	0	1	2	0	0	

Power Play: 3-18 16.7% / Penalty Killing: 18-22 81.8%

Player	PENGUINS								
	GP	G	A	P	+/-	PIM	PP	SH	
Evgeni Malkin	4	1	10	11	9	10	1	0	
Sidney Crosby	4	3	2	5	-1	0	0	0	
Alex Goligoski	4	3	2	5	2	2	2	0	
Ruslan Fedotenko	3	3	2	5	4	0	0	0	
Petr Sykora	4	0	4	4	6	0	0	0	
Jordan Staal	4	2	1	3	-1	0	0	0	
Tyler Kennedy	2	1	1	2	1	2	0	0	
Matt Cooke	4	0	2	2	-2	2	0	0	
Pascal Dupuis	4	1	0	1	-1	0	0	0	
Kristopher Letang	4	1	0	1	-4	0	1	0	
Brooks Orpik	4	0	1	1	-3	8	0	0	
Miroslav Satan	4	0	1	1	-3	4	0	0	
Rob Scuderi	4	0	1	1	3	0	0	0	
Eric Godard	4	0	0	0	-2	7	0	0	
Maxime Talbot	4	0	0	0	-6	0	0	0	
Mark Eaton	3	0	0	0	-1	0	0	0	
Philippe Boucher	2	0	0	0	1	4	0	0	
Hal Gill	2	0	0	0	3	4	0	0	
Janne Pesonen	2	0	0	0	-1	0	0	0	
Michael Zigomanis	2	0	0	0	-1	0	0	0	
Ben Lovejoy	1	0	0	0	1	0	0	0	
Christopher Minard	1	0	0	0	-1	0	0	0	
Jeff Taffe	1	0	0	0	0	0	0	0	
Tim Wallace	1	0	0	0	0	0	0	0	

Power Play: 4-22 18.2% / Penalty Killing: 15-18 83.3%

Goaltending

Goalie	SABRES								
	GP	Min	WLOT	GA	SA	SV	GAA	SV%	
Ryan Miller	4	240	2-1-1	14	108	94	3.50	.870	

Goalie	PENGUINS								
	GP	Min	WLOT	GA	SA	SV	GAA	SV%	
Marc-Andre Fleury	2	121	2-0-0	5	58	53	2.49	.914	
John Curry	1	59	0-1-0	4	32	28	4.04	.875	
Dany Sabourin	1	59	0-1-0	4	29	25	4.09	.862	

Goals by Period

	SABRES				
	1st	2nd	3rd	OT	Total
Goals	4	6	3	0	13

	PENGUINS				
	1st	2nd	3rd	OT	Total
Goals	3	6	5	1	15

Shots by Period

	SABRES				
	1st	2nd	3rd	OT	Total
Shots	38	43	38	0	119

	PENGUINS				
	1st	2nd	3rd	OT	Total
Shots	40	44	23	2	109

* - Overtime ** - Shootout



CALGARY FLAMES

Franchise played as Atlanta Flames from 1972-73 to 1979-80

WEBSITE: calgaryflames.com

FLAMES VS. PENS

2008-09 Record: 46-30-6; Second place, Northwest Division, 10th overall

2009 Playoff Record: Lost to Chicago, 4-2 in ECQF

2008-09 Top Scorer: Jerome Iginla (82gp, 35-54-89)

All-time scorer vs. Pittsburgh: Al MacInnis (27gp, 6-23-29)

All-time Pittsburgh scorer vs. Calgary: Mario Lemieux (25gp, 20-42-62)

Longest Calgary win streak vs. Pittsburgh:

5, Nov. 4, 1977-Nov. 3, 1978

Longest Pittsburgh win streak vs. Calgary:

4, Dec. 16, 1972-Oct. 12, 1973; Mar. 3, 1992-Jan. 23, 1993

Longest Calgary undefeated streak vs. Pittsburgh:

10, Feb. 7, 1981-Feb. 16, 1984 (6-0-4)

Longest Pittsburgh undefeated streak vs. Calgary:

8, Dec. 16, 1972-Mar. 31, 1974 (6-0-2)

Last Calgary win at home:

Dec. 7, 2003 (6-1) (0-1-0 since last win)

Last Pittsburgh win at home:

Mar. 25, 2009 (2-0) (0-0-0 since last win)

Last Calgary win at Pittsburgh:

Dec. 3, 2005 (3-2) (0-1-0 since last win)

Last Pittsburgh win at Calgary:

Dec. 6, 2007 (2-1) (0-0-0 since last win)

Most goals by Calgary vs. Pittsburgh:

10, Feb. 16, 1984 (C, 10-3); Mar. 9, 1989 (C, 10-3)

Most goals by Pittsburgh vs. Calgary:

7, Dec. 19, 1989 (P, 7-1)

Most goals by both teams:

13, Mar. 9, 1989 (C, 10-3)

Last Calgary shutout vs. Pittsburgh:

Jan. 16, 1982 (4-0) – Pat Riggin

Last Pittsburgh shutout vs. Calgary:

Mar. 25, 2009 (2-0) – Marc-Andre Fleury

Last Calgary hat-trick vs. Pittsburgh:

Dec. 7, 2003 – Shean Donovan

Last Pittsburgh hat-trick vs. Calgary:

Jan. 17, 2002 – Aleksey Morozov

Last Pittsburgh trade with Calgary:

Mar. 11, 2003 – Mathias Johansson and Micki DuPont to Pittsburgh for Shean Donovan

Overtime/shootout record vs. Calgary: 1-0-7

YEAR BY YEAR

YEAR	PIT	ROAD	TOTAL	GF/GA
1972-73	3-0-0	1-1-0	4-1-0	23-15
1973-74	1-0-2	2-1-0	3-1-2	19-18
1974-75	1-0-1	0-1-1	1-1-2	12-14
1975-76	1-0-1	1-1-0	2-1-1	13-10
1976-77	0-1-1	0-2-0	0-3-1	12-18
1977-78	1-1-0	0-2-0	1-3-0	8-13
1978-79	0-2-0	0-1-1	0-3-1	7-16
1979-80	1-0-1	1-1-0	2-1-1	11-11
1980-81	1-1-0	0-1-1	1-2-1	13-19
1981-82	0-0-1	0-1-1	0-1-2	7-11
1982-83	0-2-0	0-1-0	0-3-0	6-14
1983-84	0-0-1	0-1-1	0-1-2	10-17
1984-85	2-0-0	0-0-1	2-0-1	18-13
1985-86	1-0-0	0-2-0	1-2-0	9-14
1986-87	0-2-0	1-0-0	1-2-0	10-11
1987-88	1-0-0	1-0-1	2-0-1	14-10
1988-89	1-1-0	0-1-0	1-2-0	11-15
1989-90	0-0-1	0-2-0	0-2-1	9-13
1990-91	2-0-0	0-1-0	2-1-0	13-12
1991-92	1-0-0	1-1-0	2-1-0	16-12
1992-93	1-0-0	1-0-0	2-0-0	7-5
1993-94	0-0-1	0-1-0	0-1-1	5-7
1994-95	Did Not Play			
1995-96	1-0-0	0-1-0	1-1-0	10-8
1996-97	1-0-0	0-1-0	1-1-0	9-9
1997-98	1-0-0	0-1-0	1-1-0	7-7
1998-99	1-0-0	1-0-0	2-0-0	10-3
1999-00	0-0-0	0-1-0	0-1-0	2-8
2000-01	1-0-0	0-0-1	1-0-1	7-4
2001-02	0-0-0	1-0-0	1-0-0	6-4
2002-03	1-0-0	0-0-0	1-0-0	2-0
2003-04	0-0-0	0-1-0	0-1-0	1-6
2004-05	No Season			
2005-06	0-1-0	0-0-0	0-0-0	2-3
2006-07	Did Not Play			
2007-08	0-0-0	1-0-0	1-0-0	3-2
2008-09	1-0-0	0-0-0	1-0-0	2-0
TOTALS	25-11-10	12-27-8	37-38-18	313-342

CALGARY FLAMES vs. PITTSBURGH PENGUINS

2008-2009 REGULAR SEASON

at CALGARY FLAMES

at PITTSBURGH PENGUINS

Date	Score	W Goal
	no games	

Date	Score	W Goal
25 Mar '09	CGY 0 @ PIT 2	Kristopher Letang

Individual Scoring

FLAMES										PENGUINS									
Player	GP	G	A	P	+/-	PIM	PP	SH		Player	GP	G	A	P	+/-	PIM	PP	SH	
Adrian Aucoin	1	0	0	0	0	0	0	0		Hal Gill	1	1	0	1	1	0	0	0	
Dustin Boyd	1	0	0	0	0	0	0	0		Kristopher Letang	1	1	0	1	0	0	1	0	
Mike Cammalleri	1	0	0	0	-1	0	0	0		Sidney Crosby	1	0	1	1	0	0	0	0	
Craig Conroy	1	0	0	0	0	0	0	0		Chris Kunitz	1	0	1	1	1	0	0	0	
Curtis Glencross	1	0	0	0	0	0	0	0		Evgeni Malkin	1	0	1	1	1	4	0	0	
Jarome Iginla	1	0	0	0	-1	2	0	0		Rob Scuderi	1	0	1	1	1	0	0	0	
Olli Jokinen	1	0	0	0	-1	2	0	0		Matt Cooke	1	0	0	0	0	0	0	0	
Daymond Langkow	1	0	0	0	0	0	0	0		Pascal Dupuis	1	0	0	0	0	0	0	0	
Jordan Leopold	1	0	0	0	-1	0	0	0		Mark Eaton	1	0	0	0	0	0	0	0	
Jamie Lundmark	1	0	0	0	0	0	0	0		Ruslan Fedotenko	1	0	0	0	0	2	0	0	
David Moss	1	0	0	0	0	0	0	0		Eric Godard	1	0	0	0	0	0	0	0	
Eric Nystrom	1	0	0	0	0	0	0	0		Sergei Gonchar	1	0	0	0	0	4	0	0	
Warren Peters	1	0	0	0	0	0	0	0		Bill Guerin	1	0	0	0	1	0	0	0	
Dion Phaneuf	1	0	0	0	-1	0	0	0		Tyler Kennedy	1	0	0	0	0	0	0	0	
Robyn Regehr	1	0	0	0	0	0	0	0		Brooks Orpik	1	0	0	0	0	0	0	0	
Cory Sarich	1	0	0	0	0	2	0	0		Jordan Staal	1	0	0	0	0	0	0	0	
David Van Der Gulik	1	0	0	0	0	0	0	0		Petr Sykora	1	0	0	0	0	0	0	0	
James Vandermeer	1	0	0	0	0	0	0	0		Maxime Talbot	1	0	0	0	0	2	0	0	

Power Play: 0-5 0.0% / Penalty Killing: 1-2 50.0%

Power Play: 1-2 50.0% / Penalty Killing: 5-5 100.0%

Goaltending

FLAMES										PENGUINS									
Goalie	GP	Min	WLOT	GA	SA	SV	GAA	SV%		Goalie	GP	Min	WLOT	GA	SA	SV	GAA	SV%	
Miikka Kiprusoff	1	58	0-1-0	2	28	26	2.06	.929		Marc-Andre Fleury	1	60	1-0-0	0	31	31	0.00	1.000	

Goals by Period

FLAMES						PENGUINS						
	1st	2nd	3rd	OT	Total		1st	2nd	3rd	OT	Total	
	no stats						Goals	1	0	1	0	2

Shots by Period

FLAMES						PENGUINS					
	1st	2nd	3rd	OT	Total		1st	2nd	3rd	OT	Total
Shots	12	10	9	0	31	Shots	9	8	11	0	28

* - Overtime ** - Shootout



CAROLINA HURRICANES

Franchise played as Hartford Whalers from 1979-80 to 1996-97

WEBSITE: carolinahurricanes.com

HURRICANES VS. PENS

2008-09 Record: 45-30-7; Second place, Southeast Division, 11th overall

2009 Playoff Record: Defeated New Jersey, 4-3, in ECQF; Defeated Boston, 4-3, in ECSF; Lost to Pittsburgh, 4-0 in ECF

2008-09 Top Scorer: Ray Whitney (24-53-77)

All-time scorer vs. Pittsburgh: Ron Francis (50gp, 21-41-62)

All-time Pittsburgh scorer vs. Carolina: Mario Lemieux (40gp, 30-44-74)

Longest Carolina win streak vs. Pittsburgh:

4, Oct. 28, 1986-Jan. 9, 1988; Feb. 26, 1989-Mar. 25, 1990

Longest Pittsburgh win streak vs. Carolina:

6, Oct. 3, 1997-Apr. 16, 1998

Longest Carolina undefeated streak vs. Pittsburgh:

7, Feb. 26, 1989-Dec. 8, 1990 (6-0-1)

Longest Pittsburgh undefeated streak vs. Carolina:

12, Nov. 22, 1996-Jan. 7, 1999 (9-0-3)

Last Carolina win at home:

Apr. 4, 2009 (3-2 OT) (0-0-0 since last win)

Last Pittsburgh win at home:

Oct 23, 2008 (4-1) (0-1-0 since last win)

Last Carolina win at Pittsburgh:

Jan. 20, 2009 (2-1) (0-0-0 since last win)

Last Pittsburgh win at Carolina:

(Dec. 4, 2008 (5-2) (0-0-1 since last win)

Most goals by Carolina vs. Pittsburgh:

9, Nov. 22, 1984 (H, 9-3); Dec. 26, 1980 (H, 9-7); Mar. 30, 1989 (H, 9-5)

Most goals by Pittsburgh vs. Carolina:

10, Apr. 3, 1993 (P, 10-2)

Most goals by both teams:

16, Dec. 26, 1980 (H, 9-7)

Last Carolina shutout vs. Pittsburgh:

Mar. 6, 2003 (4-0) – Kevin Weekes

Last Pittsburgh shutout vs. Carolina:

Jan. 2, 2007 (3-0) – Marc-Andre Fleury

Last Carolina hat-trick vs. Pittsburgh:

Nov. 29, 2003 – Radim Vrbata

Last Pittsburgh hat-trick vs. Carolina:

Feb. 16, 1995 – Luc Robitaille

Last Pittsburgh trade with Carolina:

Mar. 9, 2006 – Krys Kolanos, Niklas Nordgren and a second-round pick in the 2007 NHL Entry Draft to Pittsburgh for Mark Recchi

Overtime/shootout record vs. Carolina: 5-3-10

YEAR BY YEAR

YEAR	PIT	ROAD	TOTAL	GF/GA
1979-80	1-0-1	0-2-0	1-2-1	15-21
1980-81	1-1-0	1-1-0	2-2-0	20-20
1981-82	1-0-1	1-0-0	2-0-1	18-11
1982-83	1-0-0	2-0-0	3-0-0	14-7
1983-84	1-1-0	1-0-0	2-1-0	11-10
1984-85	1-0-0	0-2-0	1-2-0	10-13
1985-86	1-1-0	0-1-0	1-2-0	12-10
1986-87	0-1-0	0-2-0	0-3-0	12-18
1987-88	2-0-0	0-1-0	2-1-0	13-11
1988-89	0-1-0	1-1-0	1-2-0	15-20
1989-90	0-1-1	0-1-0	0-2-1	9-15
1990-91	0-1-0	1-1-0	1-2-0	10-11
1991-92	0-2-0	0-0-1	0-2-1	11-16
1992-93	1-0-0	2-0-0	3-0-0	21-8
1993-94	2-0-0	2-1-0	4-1-0	23-22
1994-95	1-1-0	1-1-0	2-2-0	15-16
1995-96	3-0-0	0-2-1	3-2-1	28-18
1996-97	0-0-2	2-1-0	2-1-2	22-17
1997-98	3-0-0	3-0-0	6-0-0	22-10
1998-99	1-1-0	1-0-1	2-1-1	13-12
1999-00	1-1-0	1-1-0	2-2-0	14-13
2000-01	0-2-0	1-1-0	1-3-0	12-15
2001-02	0-2-0	0-0-2	0-2-2	6-15
2002-03	1-1-0	1-1-0	2-2-0	7-9
2003-04	1-0-1	0-2-0	1-2-1	9-10
2004-05	No Season			
2005-06	0-2-0	1-0-1	1-2-1	14-17
2006-07	1-1-0	0-2-0	1-3-0	8-14
2007-08	2-0-0	0-2-0	2-2-0	10-12
2008-09	1-1-0	1-0-1	2-1-1	12-8
TOTALS	27-21-6	23-26-7	50-47-13	406-399

CAROLINA HURRICANES vs. PITTSBURGH PENGUINS 2008-2009 REGULAR SEASON

at CAROLINA HURRICANES

at PITTSBURGH PENGUINS

Date	Score	W Goal
04 Apr '09 *	PIT 2 @ CAR 3	Anton Babchuk
04 Dec '08	PIT 5 @ CAR 2	Petr Sykora

Date	Score	W Goal
20 Jan '09	CAR 2 @ PIT 1	Eric Staal
23 Oct '08	CAR 1 @ PIT 4	Ruslan Fedotenko

Individual Scoring

HURRICANES									
Player	GP	G	A	P	+/-	PIM	PP	SH	
Ray Whitney	4	1	3	4	-2	2	1	0	
Eric Staal	4	2	0	2	2	2	0	0	
Anton Babchuk	4	1	1	2	1	0	0	0	
Tuomo Ruutu	3	1	1	2	1	4	0	0	
Sergei Samsonov	4	0	2	2	0	2	0	0	
Chad Larose	4	1	0	1	-1	4	0	0	
Matt Cullen	3	1	0	1	-3	0	1	0	
Brandon Sutter	3	1	0	1	1	0	0	0	
Rod Brind'Amour	4	0	1	1	-6	2	0	0	
Tim Gleason	3	0	1	1	2	4	0	0	
Dennis Seidenberg	3	0	1	1	-2	2	0	0	
Josef Melichar	2	0	1	1	0	0	0	0	
Justin Williams	2	0	1	1	1	0	0	0	
Erik Cole	1	0	1	1	0	0	0	0	
Jussi Jokinen	1	0	1	1	1	0	0	0	
Ryan Bayda	4	0	0	0	0	0	0	0	
Joseph Corvo	4	0	0	0	0	0	0	0	
Joni Pitkanen	4	0	0	0	-4	2	0	0	
Niclas Wallin	4	0	0	0	-1	4	0	0	
Patrick Eaves	3	0	0	0	-2	0	0	0	
Scott Walker	2	0	0	0	-1	0	0	0	
Wade Brookbank	1	0	0	0	0	5	0	0	
Tim Conboy	1	0	0	0	0	0	0	0	
Patrick Dwyer	1	0	0	0	0	0	0	0	
Dwight Helminen	1	0	0	0	0	0	0	0	
Frantisek Kaberle	1	0	0	0	0	0	0	0	
Dan Lacouture	1	0	0	0	0	5	0	0	

PENGUINS									
Player	GP	G	A	P	+/-	PIM	PP	SH	
Sidney Crosby	4	1	6	7	0	4	1	0	
Evgeni Malkin	4	2	3	5	-2	4	1	0	
Ruslan Fedotenko	3	3	1	4	4	0	0	0	
Petr Sykora	4	2	1	3	0	2	2	0	
Tyler Kennedy	3	1	2	3	3	0	0	0	
Rob Scuderi	4	0	2	2	1	2	0	0	
Jordan Staal	4	0	2	2	3	0	0	0	
Pascal Dupuis	3	1	0	1	3	0	0	0	
Miroslav Satan	3	1	0	1	2	0	0	0	
Maxime Talbot	3	1	0	1	0	2	0	0	
Kristopher Letang	4	0	1	1	3	2	0	0	
Alex Goligoski	2	0	1	1	1	0	0	0	
Philippe Boucher	1	0	1	1	-1	0	0	0	
Mark Eaton	4	0	0	0	2	2	0	0	
Matt Cooke	3	0	0	0	-2	4	0	0	
Hal Gill	3	0	0	0	0	2	0	0	
Eric Godard	3	0	0	0	0	7	0	0	
Brooks Orpik	3	0	0	0	1	2	0	0	
Paul Bissonnette	2	0	0	0	0	5	0	0	
Christopher Minard	2	0	0	0	-1	0	0	0	
Craig Adams	1	0	0	0	0	0	0	0	
Sergei Gonchar	1	0	0	0	-2	0	0	0	
Bill Guerin	1	0	0	0	-1	2	0	0	
Dustin Jeffrey	1	0	0	0	0	0	0	0	
Chris Kunitz	1	0	0	0	-1	2	0	0	
Janne Pesonen	1	0	0	0	0	0	0	0	
Darryl Sydor	1	0	0	0	0	0	0	0	
William Thomas	1	0	0	0	0	0	0	0	
Ryan Whitney	1	0	0	0	-1	0	0	0	
Michael Zigomanis	1	0	0	0	0	0	0	0	

Power Play: 2-14 14.3% / Penalty Killing: 9-13 69.2%

Power Play: 4-13 30.8% / Penalty Killing: 12-14 85.7%

Goaltending

HURRICANES									
Goalie	GP	Min	WLOT	GA	SA	SV	GAA	SV%	
Cam Ward	2	121	2-0-0	3	68	65	1.49	.956	
Michael Leighton	2	119	0-2-0	8	56	48	4.03	.857	

PENGUINS									
Goalie	GP	Min	WLOT	GA	SA	SV	GAA	SV%	
Marc-Andre Fleury	3	180	1-1-1	6	95	89	2.00	.937	
Dany Sabourin	1	60	1-0-0	2	36	34	2.00	.944	

Goals by Period

HURRICANES					
	1st	2nd	3rd	OT	Total
Goals	3	4	0	1	8

PENGUINS					
	1st	2nd	3rd	OT	Total
Goals	4	3	5	0	12

Shots by Period

HURRICANES					
	1st	2nd	3rd	OT	Total
Shots	50	42	36	3	131

PENGUINS					
	1st	2nd	3rd	OT	Total
Shots	44	44	37	0	125

* - Overtime ** - Shootout



CHICAGO BLACKHAWKS

WEBSITE: chicagoblackhawks.com

BLACKHAWKS VS. PENS

2008-09 Record: 46-24-12; Second place, Central Division, 6th overall

2009 Playoff Record: Defeated Calgary, 4-2 in WCQF; Defeated Vancouver, 4-2 in WCSF; Lost to Detroit, 4-1 in WCF

2008-09 Top Scorer: Martin Havlat (29-48-77)

All-time scorer vs. Pittsburgh: Stan Mikita (52gp, 32-39-71)

All-time Pittsburgh scorer vs. Chicago: Mario Lemieux (27gp, 25-37-62)

Longest Chicago win streak vs. Pittsburgh:

9, Dec. 18, 1968-Dec. 20, 1970

Longest Pittsburgh win streak vs. Chicago:

3, Oct. 22, 1998-Mar. 12, 1999; Dec. 26, 2000-Mar. 14, 2001

Longest Chicago undefeated streak vs. Pittsburgh:

9, Dec. 18, 1968-Dec. 20, 1970 (9-0-0); Jan. 4, 1981-Mar. 14, 1983 (7-0-2)

Longest Pittsburgh undefeated streak vs. Chicago:

6, Dec. 2, 1978-Dec.19, 1979 (2-0-4); Mar. 5, 1998-Mar. 29, 2001 (4-0-2)

Last Chicago win at home:

Jan. 18, 2006 (4-1) (0-0-1 since last win)

Last Pittsburgh win at home:

Feb. 14, 2007 (5-4 SO) (0-0-0 since last win)

Last Chicago win at Pittsburgh:

Feb. 22, 1997 (5-2) (0-4-3 since last win)

Last Pittsburgh win at Chicago:

Feb. 27, 2009 (5-4 OT) (0-0-0 since last win)

Most goals by Chicago vs. Pittsburgh:

9, Jan. 21, 1973 (C, 9-3); Mar. 19, 1978 (C, 9-1)

Most goals by Pittsburgh vs. Chicago:

10, Feb. 21, 1976 (P, 10-1)

Most goals by both teams:

13, Oct. 23, 1968 (C, 8-5); Dec. 6, 1988 (P, 7-6)

Last Chicago shutout vs. Pittsburgh:

Jan. 6, 2002 (2-0) – Jocelyn Thibault

Last Pittsburgh shutout vs. Chicago:

Dec. 29, 2003 (1-0) – Sebastien Caron

Last Chicago hat-trick vs. Pittsburgh:

Feb. 27, 2009 - Jonathan Toews

Last Pittsburgh hat-trick vs. Chicago:

Jan. 25, 2003 – Alexei Kovalev

Last Pittsburgh trade with Chicago:

Aug. 10, 2005 – Jocelyn Thibault to Pittsburgh for a fourth-round selection in the 2006 NHL Entry Draft

Overtime/shootout record vs. Chicago: 2-0-6

YEAR BY YEAR

YEAR	PIT	ROAD	TOTAL	GF/GA
1967-68	1-0-1	0-2-0	1-2-1	10-14
1968-69	1-2-0	1-2-0	2-4-0	22-28
1969-70	0-3-0	0-3-0	0-6-0	7-27
1970-71	2-1-0	0-3-0	2-4-0	12-17
1971-72	0-3-0	0-2-1	0-5-1	11-27
1972-73	2-0-0	1-2-0	3-2-0	15-18
1973-74	0-3-0	1-2-0	1-5-0	12-20
1974-75	2-0-0	0-1-1	2-1-1	20-14
1975-76	1-1-0	0-1-1	1-2-1	21-16
1976-77	2-0-0	0-2-0	2-2-0	12-9
1977-78	2-0-0	0-1-1	2-1-1	12-16
1978-79	2-0-0	0-0-2	2-0-2	15-8
1979-80	0-1-1	0-1-1	0-2-2	7-9
1980-81	1-1-0	0-2-0	1-3-0	15-20
1981-82	0-0-1	0-1-1	0-1-2	11-14
1982-83	0-2-0	0-1-0	0-3-0	9-15
1983-84	0-0-1	1-1-0	1-1-1	7-7
1984-85	1-1-0	0-1-0	1-2-0	12-15
1985-86	1-0-0	0-1-1	1-1-1	12-13
1986-87	1-1-0	1-0-0	2-1-0	9-4
1987-88	1-0-0	1-1-0	2-1-0	17-12
1988-89	2-0-0	1-0-0	3-0-0	20-15
1989-90	0-1-0	0-2-0	0-3-0	11-16
1990-91	0-2-0	0-1-0	0-3-0	7-15
1991-92	0-0-1	1-0-0	1-0-1	8-7
1992-93	1-0-0	0-1-0	1-1-0	6-8
1993-94	1-0-0	0-1-0	1-1-0	5-7
1994-95	Did Not Play			
1995-96	1-0-0	0-1-0	1-1-0	7-8
1996-97	0-1-0	0-1-0	0-2-0	3-7
1997-98	0-0-1	0-1-0	0-1-1	3-5
1998-99	1-0-0	0-0-0	1-0-0	5-2
1999-00	0-0-1	1-0-0	1-0-1	7-5
2000-01	1-0-0	1-0-0	2-0-0	9-2
2001-02	0-0-0	0-1-0	0-1-0	0-2
2002-03	1-0-0	0-0-1	1-0-1	6-4
2003-04	1-0-0	1-0-0	2-0-0	2-0
2004-05	No Season			
2005-06	0-0-0	0-1-0	0-1-0	1-4
2006-07	1-0-0	0-0-0	1-0-0	4-4
2007-08	Did Not Play			
2008-09	0-0-0	1-0-0	1-0-0	5-4
TOTALS	30-23-7	12-40-10	42-63-17	377-438

CHICAGO BLACKHAWKS vs. PITTSBURGH PENGUINS 2008-2009 REGULAR SEASON

at CHICAGO BLACKHAWKS		
Date	Score	W Goal
27 Feb '09 *	PIT 5 @ CHI 4	Evgeni Malkin

at PITTSBURGH PENGUINS		
Date	Score	W Goal
		no games

Individual Scoring

BLACKHAWKS								
Player	GP	G	A	P	+/-	PIM	PP	SH
Jonathan Toews	1	3	0	3	-2	0	3	0
Cameron Barker	1	0	3	3	-1	2	0	0
Dave Bolland	1	1	0	1	0	2	0	0
Martin Havlat	1	0	1	1	-1	2	0	0
Patrick Kane	1	0	1	1	-1	0	0	0
Andrew Ladd	1	0	1	1	0	0	0	0
James Wisniewski	1	0	1	1	1	2	0	0
Troy Brouwer	1	0	0	0	0	0	0	0
Adam Burish	1	0	0	0	0	0	0	0
Dustin Byfuglien	1	0	0	0	-1	0	0	0
Brian Campbell	1	0	0	0	-3	2	0	0
Ben Eager	1	0	0	0	0	0	0	0
Colin Fraser	1	0	0	0	0	0	0	0
Duncan Keith	1	0	0	0	-1	0	0	0
Brent Seabrook	1	0	0	0	-1	0	0	0
Jack Skille	1	0	0	0	-1	0	0	0
Kris Versteeg	1	0	0	0	-2	2	0	0
Matt Walker	1	0	0	0	-2	0	0	0

Power Play: 3-7 42.9% / Penalty Killing: 3-4 75.0%

PENGUINS								
Player	GP	G	A	P	+/-	PIM	PP	SH
Chris Kunitz	1	1	1	2	2	0	0	0
Miroslav Satan	1	1	1	2	1	2	0	0
Jordan Staal	1	1	1	2	3	0	0	0
Sergei Gonchar	1	0	2	2	0	4	0	0
Evgeni Malkin	1	1	0	1	-1	0	1	0
Maxime Talbot	1	1	0	1	1	0	0	0
Matt Cooke	1	0	1	1	1	2	0	0
Pascal Dupuis	1	0	1	1	1	0	0	0
Ruslan Fedotenko	1	0	1	1	0	4	0	0
Tyler Kennedy	1	0	1	1	2	2	0	0
Mark Eaton	1	0	0	0	1	0	0	0
Hal Gill	1	0	0	0	2	0	0	0
Eric Godard	1	0	0	0	0	2	0	0
Kristopher Letang	1	0	0	0	0	0	0	0
Brooks Orpik	1	0	0	0	1	0	0	0
Rob Scuderi	1	0	0	0	1	2	0	0
Petr Sykora	1	0	0	0	0	0	0	0
Tim Wallace	1	0	0	0	0	0	0	0

Power Play: 1-4 25.0% / Penalty Killing: 4-7 57.1%

Goaltending

BLACKHAWKS								
Goalie	GP	Min	WLOT	GA	SA	SV	GAA	SV%
Antti Niemi	1	22	0-0-1	1	6	5	2.78	.833
Cristobal Huet	1	40	0-0-0	4	22	18	6.00	.818

PENGUINS								
Goalie	GP	Min	WLOT	GA	SA	SV	GAA	SV%
Marc-Andre Fleury	1	61	1-0-0	4	45	41	3.92	.911

Goals by Period

BLACKHAWKS					
	1st	2nd	3rd	OT	Total
Goals	1	1	2	0	4

PENGUINS					
	1st	2nd	3rd	OT	Total
Goals	2	2	0	1	5

Shots by Period

BLACKHAWKS					
	1st	2nd	3rd	OT	Total
Shots	13	11	20	1	45

PENGUINS					
	1st	2nd	3rd	OT	Total
Shots	10	12	4	2	28

* - Overtime ** - Shootout



COLORADO AVALANCHE

Franchise played as Quebec Nordiques from 1979-80 to 1994-95

WEBSITE: coloradoavalanche.com

AVALANCHE VS. PENS

2008-09 Record: 32-45-5, Fifth place, Northwest Division, 28th overall

2009 Playoff Record: Did not qualify

2008-09 Top Scorer: Milan Hejduk (27-32-59)

All-time scorer vs. Pittsburgh: Joe Sakic (40gp, 27-36-63)

All-time Pittsburgh scorer vs. Colorado: Mario Lemieux (33gp, 30-36-66)

Longest Colorado win streak vs. Pittsburgh:

10, Oct. 21, 1982-Oct. 19, 1985

Longest Pittsburgh win streak vs. Colorado:

7, Mar. 22, 1986-Mar. 27, 1988

Longest Colorado undefeated streak vs. Pittsburgh:

11, Oct. 21, 1982-Oct. 26, 1985 (10-0-1)

Longest Pittsburgh undefeated streak vs. Colorado:

9, Oct. 25, 1990-Apr. 3, 1993 (7-0-2)

Last Colorado win at home:

Jan. 10, 2009 (5-3) (0-0-0 since last win)

Last Pittsburgh win at home:

Dec. 5, 2005 (4-3) (0-0-0 since last win)

Last Colorado win at Pittsburgh:

Jan. 24, 2004 (5-3) (0-1-0 since last win)

Last Pittsburgh win at Colorado:

Feb. 25, 1999 (3-2) (0-3-1 since last win)

Most goals by Colorado vs. Pittsburgh:

(10, Dec. 29, 1984 (Q, 10-2)

Most goals by Pittsburgh vs. Colorado:

8, Mar. 3, 1987 (P, 8-1); Nov. 16, 1989 (P, 8-2)

Most goals by both teams:

14, Mar. 8, 1986 (Q, 8-6)

Last Colorado shutout vs. Pittsburgh:

Feb. 24, 1980 (2-0) – Michel Dion

Last Pittsburgh shutout vs. Colorado:

Jan. 27, 1994 (3-0) – Ken Wregget

Last Colorado hat-trick vs. Pittsburgh:

Jan. 3, 1998 – Valeri Kamensky

Last Pittsburgh hat-trick vs. Colorado:

Nov. 18, 1991 – Kevin Stevens

Last Pittsburgh trade with Colorado:

Mar. 19, 2002 – Ville Nieminen and Rick Berry to Pittsburgh for Darius Kasparaitis

Overtime/shootout record vs. Colorado: 1-3-6

YEAR BY YEAR

YEAR	PIT	ROAD	TOTAL	GF/GA
1979-80	2-0-0	0-2-0	2-2-0	10-9
1980-81	1-0-1	1-1-0	2-1-1	15-16
1981-82	1-0-0	2-0-0	3-0-0	15-6
1982-83	0-2-0	0-1-0	0-3-0	11-22
1983-84	0-1-0	0-2-0	0-3-0	8-21
1984-85	0-2-0	0-1-0	0-3-0	6-26
1985-86	0-0-1	1-1-0	1-1-1	14-12
1986-87	2-0-0	1-0-0	3-0-0	19-6
1987-88	1-0-0	2-0-0	3-0-0	17-11
1988-89	1-1-0	0-1-0	1-2-0	8-16
1989-90	1-0-0	1-1-0	2-1-0	17-9
1990-91	2-0-0	1-0-0	3-0-0	18-11
1991-92	1-0-1	1-0-0	2-0-1	17-10
1992-93	1-0-1	1-0-0	2-0-1	16-11
1993-94	1-2-0	0-2-0	1-4-0	17-25
1994-95	1-1-0	1-1-0	2-2-0	18-17
1995-96	0-1-0	0-0-1	0-1-1	8-11
1996-97	0-1-0	0-1-0	0-2-0	6-10
1997-98	0-1-0	0-0-1	0-1-1	7-8
1998-99	0-1-0	1-0-0	1-1-0	4-5
1999-00	0-0-1	0-1-0	0-1-1	6-7
2000-01	0-1-0	0-1-0	0-2-0	3-8
2001-02	0-1-0	0-0-0	0-1-0	1-3
2002-03	0-1-0	0-1-0	0-2-0	3-9
2003-04	0-1-0	0-0-0	0-1-0	3-5
2004-05	No Season			
2005-06	1-0-0	0-0-0	1-0-0	4-3
2006-07	Did Not Play			
2007-08	0-0-0	0-1-0	0-1-0	2-3
2008-09	0-0-0	0-1-0	0-1-0	3-5
TOTALS	16-17-5	13-19-2	29-36-7	276-305

COLORADO AVALANCHE vs. PITTSBURGH PENGUINS 2008-2009 REGULAR SEASON

at COLORADO AVALANCHE

at PITTSBURGH PENGUINS

Date	Score	W Goal
10 Jan '09	PIT 3 @ COL 5	Cody McLeod

Date	Score	W Goal
	no games	

Individual Scoring

AVALANCHE									
Player	GP	G	A	P	+/-	PIM	PP	SH	
David Jones	1	2	1	3	2	0	1	0	
Cody McLeod	1	1	1	2	2	0	0	0	
Ryan Smyth	1	1	1	2	0	0	0	0	
Wojtek Wolski	1	1	1	2	0	0	0	0	
Tyler Arnason	1	0	1	1	1	0	0	0	
Milan Hejduk	1	0	1	1	0	0	0	0	
Jordan Leopold	1	0	1	1	1	0	0	0	
John-Michael Liles	1	0	1	1	0	0	0	0	
Marek Svatos	1	0	1	1	0	0	0	0	
Brett Clark	1	0	0	0	0	0	0	0	
Philippe Dupuis	1	0	0	0	1	0	0	0	
Scott Hannan	1	0	0	0	1	0	0	0	
T.J. Hensick	1	0	0	0	0	0	0	0	
Ruslan Salei	1	0	0	0	1	0	0	0	
Chris Stewart	1	0	0	0	0	0	0	0	
Daniel Tjarnqvist	1	0	0	0	1	0	0	0	
Darcy Tucker	1	0	0	0	0	0	0	0	
Brian Willisie	1	0	0	0	0	0	0	0	

Power Play: 1-1 100.0% / Penalty Killing: 0-1 0.0%

PENGUINS									
Player	GP	G	A	P	+/-	PIM	PP	SH	
Sidney Crosby	1	1	1	2	0	0	0	0	
Evgeni Malkin	1	1	1	2	-1	0	1	0	
Brooks Orpik	1	0	2	2	-1	0	0	0	
Jordan Staal	1	1	0	1	0	0	0	1	
Philippe Boucher	1	0	0	0	-2	0	0	0	
Matt Cooke	1	0	0	0	-2	2	0	0	
Hal Gill	1	0	0	0	-2	0	0	0	
Eric Godard	1	0	0	0	0	0	0	0	
Dustin Jeffrey	1	0	0	0	-1	0	0	0	
Tyler Kennedy	1	0	0	0	-2	0	0	0	
Kristopher Letang	1	0	0	0	1	0	0	0	
Christopher Minard	1	0	0	0	0	0	0	0	
Miroslav Satan	1	0	0	0	0	0	0	0	
Rob Scuderi	1	0	0	0	1	0	0	0	
Petr Sykora	1	0	0	0	-1	0	0	0	
Maxime Talbot	1	0	0	0	0	0	0	0	
Tim Wallace	1	0	0	0	0	0	0	0	
Ryan Whitney	1	0	0	0	-1	0	0	0	

Power Play: 1-1 100.0% / Penalty Killing: 0-1 0.0%

Goaltending

AVALANCHE									
Goalie	GP	Min	WLOT	GA	SA	SV	GAA	SV%	
Andrew Raycroft	1	60	1-0-0	3	24	21	3.00	.875	

PENGUINS									
Goalie	GP	Min	WLOT	GA	SA	SV	GAA	SV%	
Marc-Andre Fleury	1	19	0-0-0	1	7	6	3.21	.857	
Dany Sabourin	1	40	0-1-0	4	25	21	6.00	.840	

Goals by Period

AVALANCHE					
	1st	2nd	3rd	OT	Total
Goals	1	3	1	0	5

PENGUINS					
	1st	2nd	3rd	OT	Total
Goals	1	1	1	0	3

Shots by Period

AVALANCHE					
	1st	2nd	3rd	OT	Total
Shots	15	10	7	0	32

PENGUINS					
	1st	2nd	3rd	OT	Total
Shots	8	9	7	0	24

* - Overtime ** - Shootout



COLUMBUS BLUE JACKETS

WEBSITE: columbusbluejackets.com

JACKETS VS. PENS

2008-09 Record: 41-31-10; Fourth place, Central Division, 16th overall

2009 Playoff Record: Lost to Detroit, 4-0 WCQF

2008-09 Top Scorer: Rick Nash (40-39-79)

All-time scorer vs. Pittsburgh: Mike Sillinger (3gp, 4-5-9)

All-time Pittsburgh scorer vs. Columbus: Alexei Kovalev (5gp, 3-3-6), Sidney Crosby (4gp, 1-5-6)

Longest Columbus win streak vs. Pittsburgh:

2, Mar. 11, 2002-Dec. 31, 2002

Longest Pittsburgh win streak vs. Columbus:

3, Oct. 21, 2000-Feb. 28, 2002

Longest Columbus undefeated streak vs. Pittsburgh:

2, Mar. 11, 2002-Dec. 31, 2002 (2-0-0)

Longest Pittsburgh undefeated streak vs. Columbus:

3, Oct. 21, 2000-Feb. 28, 2002 (3-0-0); Oct. 21, 2006-Mar. 12, 2009 (2-0-1)

Last Columbus win at home:

Mar. 12, 2009 (4-3 SO) (0-0-0 since last win)

Last Pittsburgh win at home:

Feb. 6, 2009 (4-1) (0-0-0 since last win)

Last Columbus win at Pittsburgh:

Mar. 11, 2002 (4-2) (0-3-0 since last win)

Last Pittsburgh win at Columbus:

Feb. 22, 2002 (4-3 (OT)) (0-2-1 since last win)

Most goals by Columbus vs. Pittsburgh:

6, Jan. 11, 2006 (C, 6-1)

Most goals by Pittsburgh vs. Columbus:

5, Oct. 21, 2000 (P, 5-2); Oct. 21, 2006 (P, 5-3)

Most goals by both teams:

8, Dec. 13, 2003 (P, 5-3); Oct. 21, 2006 (P, 5-3)

Last Columbus shutout vs. Pittsburgh:

None

Last Pittsburgh shutout vs. Columbus:

None

Last Columbus hat-trick vs. Pittsburgh:

None

Last Pittsburgh hat-trick vs. Columbus:

None

Last Pittsburgh trade with Columbus:

Mar. 9, 2004 – Lasse Pirjeta to Pittsburgh for Brian Holzinger

Overtime/shootout record vs. Columbus: 2-0-1

YEAR BY YEAR

YEAR	PIT	ROAD	TOTAL	GF/GA
2000-01	1-0-0	1-0-0	2-0-0	8-4
2001-02	0-1-0	1-0-0	1-1-0	6-7
2002-03	0-0-0	0-1-0	0-1-0	2-5
2003-04	1-0-0	0-0-0	1-0-0	5-3
2004-05	No Season			
2005-06	0-0-0	0-1-0	0-1-0	1-6
2006-07	1-0-0	0-0-0	1-0-0	5-3
2007-08	Did Not Play			
2008-09	1-0-0	0-0-1	1-0-1	7-5
TOTALS	4-1-0	2-2-1	6-3-1	34-33

table of
contents

team
information

players

2008-09
season

opponents

history

playoff
history

media
information

2009-10
schedule

COLUMBUS BLUE JACKETS vs. PITTSBURGH PENGUINS 2008-2009 REGULAR SEASON

at COLUMBUS BLUE JACKETS

at PITTSBURGH PENGUINS

Date	Score	W Goal
12 Mar '09 **	PIT 3 @ CBJ 4	Kristian Huselius

Date	Score	W Goal
06 Feb '09	CBJ 1 @ PIT 4	Petr Sykora

Individual Scoring

Player	BLUE JACKETS							
	GP	G	A	P	+/-	PIM	PP	SH
Kristian Huselius	2	1	1	2	1	0	0	0
Fedor Tyutin	2	1	1	2	2	2	1	0
Jason Williams	2	1	1	2	0	0	0	0
Antoine Vermette	1	1	1	2	1	0	0	0
Rostislav Klesla	2	0	1	1	-1	2	0	0
Manny Malhotra	2	0	1	1	0	0	0	0
Jared Boll	2	0	0	0	0	2	0	0
Mike Commodore	2	0	0	0	-1	2	0	0
Jan Hejda	2	0	0	0	-1	0	0	0
Rick Nash	2	0	0	0	0	0	0	0
Michael Peca	2	0	0	0	-2	0	0	0
Kris Russell	2	0	0	0	-1	0	0	0
Raffi Torres	2	0	0	0	-3	0	0	0
R.J. Umberger	2	0	0	0	0	2	0	0
Jakub Voracek	2	0	0	0	-2	0	0	0
Christian Backman	1	0	0	0	-1	0	0	0
Jason Chimera	1	0	0	0	-1	0	0	0
Derek Dorsett	1	0	0	0	-1	10	0	0
Marc Methot	1	0	0	0	0	0	0	0
Fredrik Modin	1	0	0	0	-1	0	0	0
Andrew Murray	1	0	0	0	0	0	0	0
Jiri Novotny	1	0	0	0	-1	0	0	0

Power Play: 1-11 9.1% / Penalty Killing: 3-5 60.0%

Player	PENGUINS							
	GP	G	A	P	+/-	PIM	PP	SH
Sidney Crosby	2	1	4	5	2	0	0	0
Evgeni Malkin	2	0	3	3	3	4	0	0
Kristopher Letang	2	2	0	2	-1	2	1	0
Pascal Dupuis	2	1	1	2	2	0	0	0
Maxime Talbot	2	1	1	2	2	2	0	0
Sergei Gonchar	1	1	0	1	-1	0	1	0
Petr Sykora	1	1	0	1	1	0	0	0
Hal Gill	2	0	1	1	3	2	0	0
Brooks Orpik	2	0	1	1	0	2	0	0
Chris Kunitz	1	0	1	1	0	2	0	0
Ryan Whitney	1	0	1	1	1	0	0	0
Matt Cooke	2	0	0	0	1	4	0	0
Mark Eaton	2	0	0	0	-1	0	0	0
Eric Godard	2	0	0	0	0	12	0	0
Tyler Kennedy	2	0	0	0	-2	0	0	0
Rob Scuderi	2	0	0	0	3	0	0	0
Jordan Staal	2	0	0	0	-2	0	0	0
Craig Adams	1	0	0	0	0	0	0	0
Luca Caputi	1	0	0	0	0	0	0	0
Ruslan Fedotenko	1	0	0	0	0	0	0	0
Bill Guerin	1	0	0	0	-1	0	0	0
Miroslav Satan	1	0	0	0	1	0	0	0
William Thomas	1	0	0	0	0	2	0	0

Power Play: 2-5 40.0% / Penalty Killing: 10-11 90.9%

Goaltending

Goalie	BLUE JACKETS							
	GP	Min	WLOT	GA	SA	SV	GAA	SV%
Steve Mason	1	65	1-0-0	3	41	38	2.77	.927
Wade Dubielewicz	1	59	0-1-0	3	24	21	3.03	.875

Goalie	PENGUINS							
	GP	Min	WLOT	GA	SA	SV	GAA	SV%
Marc-Andre Fleury	2	125	1-0-1	4	62	58	1.92	.935

Goals by Period

	BLUE JACKETS				
	1st	2nd	3rd	OT	Total
Goals	1	1	2	0	4

	PENGUINS				
	1st	2nd	3rd	OT	Total
Goals	0	3	4	0	7

Shots by Period

	BLUE JACKETS				
	1st	2nd	3rd	OT	Total
Shots	25	22	15	0	62

	PENGUINS				
	1st	2nd	3rd	OT	Total
Shots	19	19	25	3	66

* - Overtime ** - Shootout



DALLAS STARS

Franchise played as Minnesota North Stars from 1967-68 to 1992-93

WEBSITE: dallasstars.com

STARS VS. PENS

2008-09 Record: 36-35-11; Third place, Pacific Division, 23rd overall

2009 Playoff Record: Did not qualify

2008-09 Top Scorer: Mike Ribeiro (22-56-78)

All-time scorer vs. Pittsburgh: Bill Goldsworthy (54gp, 23-22-45)

All-time Pittsburgh scorer vs. Dallas: Rick Kehoe (36gp, 19-27-46)

Longest Dallas win streak vs. Pittsburgh:

4, Oct. 28, 1971-Feb. 20, 1972; Jan. 12, 1983-Dec. 1, 1984

Longest Pittsburgh win streak vs. Dallas:

8, Oct. 15, 1985-Mar. 1, 1988

Longest Dallas undefeated streak vs. Pittsburgh:

8, Mar. 16, 1997-Jan. 19, 2001 (6-0-2)

Longest Pittsburgh undefeated streak vs. Dallas:

8, Oct. 15, 1985-Mar. 1, 1988

Last Dallas win at home:

Mar. 2, 2003 (3-1) (0-1-1 since last win)

Last Pittsburgh win at home:

Nov. 30, 2007 (4-1) (0-0-0 since last win)

Last Dallas win at Pittsburgh:

Dec. 23, 2000 (8-2) (0-3-0 since last win)

Last Pittsburgh win at Dallas:

Mar. 1, 2009 (4-1) (0-0-0 since last win)

Most goals by Dallas vs. Pittsburgh:

10, Mar. 7, 1973 (M, 10-4)

Most goals by Pittsburgh vs. Dallas:

9, Jan. 12, 1989 (P, 9-2)

Most goals by both teams:

15, Dec. 21, 1974 (M, 8-7); Feb. 2, 1982 (M, 9-6)

Last Dallas shutout vs. Pittsburgh:

Mar. 22, 1998 (0-0) – Ed Belfour

Last Pittsburgh shutout vs. Dallas:

Mar. 9, 2004 (4-0) – Jean-Sebastien Aubin

Last Dallas hat-trick vs. Pittsburgh:

Nov. 5, 1997 – Joe Nieuwendyk

Last Pittsburgh hat-trick vs. Dallas:

Mar. 4, 1990 – Rob Brown

Last Pittsburgh trade with Dallas:

Nov. 16, 2008 – Philippe Boucher to Pittsburgh for Darryl Sydor

Overtime/shootout record vs. Dallas: 2-1-3

YEAR BY YEAR

YEAR	PIT	ROAD	TOTAL	GF/GA
1967-68	2-1-2	2-2-1	4-3-3	33-29
1968-69	2-2-0	3-1-0	5-3-0	25-15
1969-70	3-1-0	2-1-1	5-2-1	33-27
1970-71	1-1-1	0-2-1	1-3-2	12-13
1971-72	2-1-0	0-3-0	2-4-0	11-17
1972-73	2-1-0	0-2-0	2-3-0	18-21
1973-74	1-0-1	1-2-0	2-2-1	17-20
1974-75	2-0-0	1-1-0	3-1-0	21-14
1975-76	1-0-1	1-1-0	2-1-1	15-10
1976-77	2-0-0	1-1-0	3-1-0	17-9
1977-78	2-0-0	0-2-0	2-2-0	18-17
1978-79	2-0-0	1-1-0	3-1-0	19-11
1979-80	1-1-0	0-2-0	1-3-0	12-15
1980-81	1-1-0	0-2-0	1-3-0	13-18
1981-82	1-1-0	0-1-0	1-2-0	14-15
1982-83	0-1-0	0-1-1	0-2-1	8-16
1983-84	1-1-0	0-1-0	1-2-0	12-12
1984-85	0-1-0	1-1-0	1-2-0	10-10
1985-86	2-0-0	1-0-0	3-0-0	10-7
1986-87	1-0-0	2-0-0	3-0-0	10-7
1987-88	2-0-0	0-1-0	2-1-0	12-9
1988-89	0-1-0	1-1-0	1-2-0	12-11
1989-90	1-1-0	0-0-1	1-1-1	14-16
1990-91	1-0-0	1-1-0	2-1-0	11-10
1991-92	1-0-0	1-1-0	2-1-0	13-8
1992-93	0-1-0	1-0-0	1-1-0	7-7
1993-94	0-1-0	0-1-0	0-2-0	5-12
1994-95	Did Not Play			
1995-96	1-0-0	1-0-0	2-0-0	9-3
1996-97	1-0-0	0-1-0	1-1-0	5-7
1997-98	0-1-0	0-0-1	0-1-1	2-5
1998-99	0-0-1	0-1-0	0-1-1	6-8
1999-00	0-0-0	0-1-0	0-1-0	4-6
2000-01	0-1-0	0-1-0	0-2-0	7-14
2001-02	1-0-0	0-0-0	1-0-0	3-2
2002-03	0-0-0	0-1-0	0-1-0	1-3
2003-04	1-0-0	0-0-0	1-0-0	4-0
2004-05	No Season			
2005-06	Did Not Play			
2006-07	0-0-0	1-0-0	1-0-0	4-3
2007-08	1-0-0	0-0-0	1-0-0	4-1
2008-09	0-0-0	1-0-0	1-0-0	4-1
TOTALS	39-19-6	23-37-6	62-56-12	455-429

DALLAS STARS vs. PITTSBURGH PENGUINS 2008-2009 REGULAR SEASON

at DALLAS STARS

at PITTSBURGH PENGUINS

Date	Score	W Goal
01 Mar '09	PIT 4 @ DAL 1	Kristopher Letang

Date	Score	W Goal
	no games	

Individual Scoring

Player	STARS							
	GP	G	A	P	+/-	PIM	PP	SH
Loui Eriksson	1	1	0	1	-1	0	1	0
Chris Conner	1	0	1	1	-1	0	0	0
Mike Modano	1	0	1	1	-1	2	0	0
Krystofer Barch	1	0	0	0	0	2	0	0
Steve Begin	1	0	0	0	0	0	0	0
Trevor Daley	1	0	0	0	-3	2	0	0
Mark Fistric	1	0	0	0	0	2	0	0
Nicklas Grossman	1	0	0	0	-1	0	0	0
Jere Lehtinen	1	0	0	0	-1	0	0	0
Joel Lundqvist	1	0	0	0	-1	0	0	0
James Neal	1	0	0	0	-1	0	0	0
Matt Niskanen	1	0	0	0	0	0	0	0
Mark Parrish	1	0	0	0	0	2	0	0
Mike Ribeiro	1	0	0	0	-2	0	0	0
Stephane Robidas	1	0	0	0	-2	0	0	0
Raymond Sawada	1	0	0	0	-1	0	0	0
Brian Sutherby	1	0	0	0	0	0	0	0
Darryl Sydor	1	0	0	0	0	2	0	0

Player	PENGUINS							
	GP	G	A	P	+/-	PIM	PP	SH
Evgeni Malkin	1	1	2	3	3	0	1	0
Kristopher Letang	1	1	0	1	1	0	0	0
Miroslav Satan	1	1	0	1	1	2	0	0
Jordan Staal	1	1	0	1	1	2	0	0
Ruslan Fedotenko	1	0	1	1	1	2	0	0
Chris Kunitz	1	0	1	1	0	0	0	0
Matt Cooke	1	0	0	0	0	0	0	0
Pascal Dupuis	1	0	0	0	1	0	0	0
Mark Eaton	1	0	0	0	0	0	0	0
Hal Gill	1	0	0	0	1	4	0	0
Eric Godard	1	0	0	0	0	0	0	0
Sergei Gonchar	1	0	0	0	1	0	0	0
Tyler Kennedy	1	0	0	0	1	0	0	0
Brooks Orpik	1	0	0	0	1	0	0	0
Rob Scuderi	1	0	0	0	2	0	0	0
Petr Sykora	1	0	0	0	0	2	0	0
Maxime Talbot	1	0	0	0	0	0	0	0
Tim Wallace	1	0	0	0	1	0	0	0

Power Play: 1-6 16.7% / Penalty Killing: 5-6 83.3%

Power Play: 1-6 16.7% / Penalty Killing: 5-6 83.3%

Goaltending

Goalie	STARS							
	GP	Min	WLOT	GA	SA	SV	GAA	SV%
Tobias Stephan	1	60	0-1-0	4	23	19	4.01	.826

Goalie	PENGUINS							
	GP	Min	WLOT	GA	SA	SV	GAA	SV%
Marc-Andre Fleury	1	60	1-0-0	1	21	20	1.00	.952

Goals by Period

	STARS				
	1st	2nd	3rd	OT	Total
Goals	0	0	1	0	1

	PENGUINS				
	1st	2nd	3rd	OT	Total
Goals	2	2	0	0	4

Shots by Period

	STARS				
	1st	2nd	3rd	OT	Total
Shots	5	10	6	0	21

	PENGUINS				
	1st	2nd	3rd	OT	Total
Shots	9	4	10	0	23

* - Overtime ** - Shootout



DETROIT RED WINGS

WEBSITE: detroitredwings.com

RED WINGS VS. PENS

2008-09 Record: 51-21-10; First place, Central Division, 3rd overall

2009 Playoff Record: Defeated Columbus, 4-1 in WCQF;
Defeated Anaheim, 4-3 in WCSF; Defeated Chicago, 4-2 in WCF;
Lost to Pittsburgh, 4-3 in SCF

2008-09 Top Scorer: Pavel Datsyuk (32-65-97)

All-time scorer vs. Pittsburgh: Steve Yzerman (39gp, 16-32-48)

All-time Pittsburgh scorer vs. Detroit: Mario Lemieux (27gp, 21-37-58)

Longest Detroit win streak vs. Pittsburgh:
5, Dec. 23, 1982-Feb. 9, 1984

Longest Pittsburgh win streak vs. Detroit:
4, Feb. 13, 1974-Dec. 15, 1974

Longest Detroit undefeated streak vs. Pittsburgh:
9, Mar. 5, 1972-Jan. 27, 1974 (5-0-4)

Longest Pittsburgh undefeated streak vs. Detroit:
11, Dec. 17, 1988-Feb. 3, 1992 (7-0-4)

Last Detroit win at home:
Dec. 5, 2005 (3-1) (0-0-1 since last win)

Last Pittsburgh win at home:
Oct. 18, 2003 (4-3) (0-2-0 since last win)

Last Detroit win at Pittsburgh:
Feb. 8, 2009 (3-0) (0-0-0 since last win)

Last Pittsburgh win at Detroit:
Nov. 11, 2008 (7-6 OT) (0-0-0 since last win)

Most goals by Detroit vs. Pittsburgh:
9, Feb. 9, 1984 (D, 9-3)

Most goals by Pittsburgh vs. Detroit:
10, Jan. 28, 1989 (P, 10-5)

Most goals by both teams:
15, Jan. 28, 1989 (P, 10-5)

Last Detroit shutout vs. Pittsburgh:
Feb. 8, 2009 (3-0) – Ty Conklin

Last Pittsburgh shutout vs. Detroit:
Apr. 11, 1999 – Tom Barrasso

Last Detroit hat-trick vs. Pittsburgh:
Oct. 25, 2002 – Sergei Fedorov

Last Pittsburgh hat-trick vs. Detroit:
Nov. 11, 2008 – Jordan Staal

Last Pittsburgh trade with Detroit:
Mar. 9, 2006 – Cory Cross to Detroit for a fourth-round selection
in the 2007 NHL Entry Draft

Overtime/shootout record vs. Detroit: 2-2-6

YEAR BY YEAR

YEAR	PIT	ROAD	TOTAL	GF/GA
1967-68	1-1-0	0-2-0	1-3-0	12-21
1968-69	2-1-0	0-3-0	2-4-0	14-20
1969-70	1-2-0	1-2-0	2-4-0	17-21
1970-71	3-0-0	0-1-2	3-1-2	30-13
1971-72	2-1-0	0-3-0	2-4-0	19-25
1972-73	0-1-1	0-1-2	0-2-3	7-9
1973-74	2-1-0	0-1-1	2-2-1	20-13
1974-75	2-1-0	2-1-0	4-2-0	24-15
1975-76	3-0-0	1-1-1	4-1-1	24-13
1976-77	3-0-0	1-2-0	4-2-0	19-17
1977-78	1-1-1	1-2-0	2-3-1	21-22
1978-79	4-0-0	1-3-0	5-3-0	29-31
1979-80	2-0-0	0-2-0	2-2-0	18-19
1980-81	2-0-0	0-1-1	2-1-1	13-11
1981-82	1-0-0	0-2-0	1-2-0	11-11
1982-83	0-1-1	0-1-0	0-2-1	11-17
1983-84	0-1-0	0-2-0	0-3-0	9-21
1984-85	1-1-0	0-0-1	1-1-1	10-10
1985-86	1-0-0	1-1-0	2-1-0	15-11
1986-87	1-1-0	0-1-0	1-2-0	5-6
1987-88	1-0-0	0-2-0	1-2-0	13-15
1988-89	2-0-0	0-0-1	2-0-1	19-13
1989-90	1-0-0	1-0-1	2-0-1	14-7
1990-91	2-0-0	1-0-0	3-0-0	16-5
1991-92	0-0-1	0-1-1	0-1-2	10-11
1992-93	1-0-0	0-1-0	1-1-0	9-14
1993-94	0-1-0	1-0-0	1-1-0	9-10
1994-95	Did Not Play			
1995-96	1-0-0	0-1-0	1-1-0	5-5
1996-97	0-1-0	0-1-0	0-2-0	6-10
1997-98	1-0-0	0-0-1	1-0-1	5-3
1998-99	1-0-0	1-0-0	2-0-0	5-1
1999-00	1-0-0	0-1-0	1-1-0	6-6
2000-01	0-0-0	1-0-0	1-0-0	4-3
2001-02	0-1-0	0-0-0	0-1-0	2-4
2002-03	0-1-0	0-1-0	0-2-0	4-12
2003-04	1-0-0	0-0-0	1-0-0	4-3
2004-05	No Season			
2005-06	0-0-0	0-1-0	0-1-0	1-3
2006-07	0-1-0	0-0-0	0-1-0	0-2
2007-08	Did Not Play			
2008-09	0-1-0	1-0-0	1-1-0	7-9
TOTALS	44-19-4	14-41-12	58-60-16	467-462

DETROIT RED WINGS vs. PITTSBURGH PENGUINS 2008-2009 REGULAR SEASON

at DETROIT RED WINGS		
Date	Score	W Goal
11 Nov '08 *	PIT 7 @ DET 6	Ruslan Fedotenko

at PITTSBURGH PENGUINS		
Date	Score	W Goal
08 Feb '09	DET 3 @ PIT 0	Pavel Datsyuk

Individual Scoring

RED WINGS								
Player	GP	G	A	P	+/-	PIM	PP	SH
Pavel Datsyuk	2	3	0	3	-2	0	1	0
Marian Hossa	2	1	2	3	-1	0	0	0
Jiri Hudler	2	1	2	3	1	0	0	0
Nicklas Lidstrom	2	0	3	3	-1	2	0	0
Henrik Zetterberg	2	1	1	2	-2	0	1	0
Mikael Samuelsson	2	0	2	2	1	4	0	0
Johan Franzen	1	1	0	1	-2	4	1	0
Tomas Holmstrom	1	1	0	1	0	0	1	0
Darren McCarty	1	1	0	1	0	0	0	0
Kris Draper	2	0	1	1	0	2	0	0
Valtteri Filppula	2	0	1	1	1	2	0	0
Niklas Kronwall	2	0	1	1	1	2	0	0
Andreas Lilja	2	0	1	1	-1	2	0	0
Kirk Maltby	2	0	1	1	1	0	0	0
Brian Rafalski	2	0	1	1	-2	2	0	0
Tomas Kopecky	2	0	0	0	0	0	0	0
Chris Chelios	1	0	0	0	1	0	0	0
Daniel Cleary	1	0	0	0	0	0	0	0
Darren Helm	1	0	0	0	0	0	0	0
Brett Lebda	1	0	0	0	1	0	0	0
Ville Leino	1	0	0	0	1	0	0	0
Derek Meech	1	0	0	0	-1	0	0	0
Brad Stuart	1	0	0	0	0	0	0	0

PENGUINS								
Player	GP	G	A	P	+/-	PIM	PP	SH
Jordan Staal	2	3	1	4	3	0	0	0
Sidney Crosby	2	1	2	3	1	4	0	0
Evgeni Malkin	2	1	1	2	-1	0	1	0
Maxime Talbot	2	1	1	2	1	0	0	0
Matt Cooke	2	0	2	2	1	0	0	0
Miroslav Satan	2	0	2	2	0	0	0	0
Ruslan Fedotenko	1	1	0	1	1	0	0	0
Kristopher Letang	2	0	1	1	0	2	0	0
Petr Sykora	2	0	1	1	1	2	0	0
Alex Goligoski	1	0	1	1	1	2	0	0
Michael Zigomanis	1	0	1	1	0	2	0	0
Pascal Dupuis	2	0	0	0	-3	2	0	0
Hal Gill	2	0	0	0	2	0	0	0
Eric Godard	2	0	0	0	-1	2	0	0
Tyler Kennedy	2	0	0	0	0	0	0	0
Brooks Orpik	2	0	0	0	-1	0	0	0
Rob Scuderi	2	0	0	0	2	0	0	0
Luca Caputi	1	0	0	0	0	2	0	0
Mark Eaton	1	0	0	0	0	0	0	0
Darryl Sydor	1	0	0	0	1	0	0	0
William Thomas	1	0	0	0	-1	0	0	0
Ryan Whitney	1	0	0	0	-2	0	0	0

Power Play: 4-8 50.0% / Penalty Killing: 8-9 88.9%

Power Play: 1-9 11.1% / Penalty Killing: 4-8 50.0%

Goaltending

RED WINGS								
Goalie	GP	Min	WLOT	GA	SA	SV	GAA	SV%
Ty Conklin	1	60	1-0-0	0	25	25	0.00	1.000
Chris Osgood	1	64	0-0-1	7	34	27	6.58	.794

PENGUINS								
Goalie	GP	Min	WLOT	GA	SA	SV	GAA	SV%
Marc-Andre Fleury	2	123	1-1-0	9	63	54	4.40	.857

Goals by Period

RED WINGS					
	1st	2nd	3rd	OT	Total
Goals	2	3	4	0	9

PENGUINS					
	1st	2nd	3rd	OT	Total
Goals	1	1	4	1	7

Shots by Period

RED WINGS					
	1st	2nd	3rd	OT	Total
Shots	20	26	17	0	63

PENGUINS					
	1st	2nd	3rd	OT	Total
Shots	12	17	26	4	59

* - Overtime ** - Shootout



EDMONTON OILERS

WEBSITE: edmontonoilers.com

OILERS VS. PENS

2008-09 Record: 38-35-9; Fourth place, Northwest Division, 21st overall

2009 Playoff Record: Did not qualify

2008-09 Top Scorer: Ales Hemsky (23-43-66)

All-time scorer vs. Pittsburgh: Wayne Gretzky (28gp, 31-44-75)

All-time Pittsburgh scorer vs. Edmonton: Mario Lemieux (26gp, 14-29-43)

Longest Edmonton win streak vs. Pittsburgh:

5, Mar. 16, 1981-Mar. 17, 1982; Jan. 7, 1983-Feb. 22, 1984

Longest Pittsburgh win streak vs. Edmonton:

4, Mar. 4, 2000-Feb. 18, 2003

Longest Edmonton undefeated streak vs. Pittsburgh:

6, Jan. 7, 1983-Nov. 6, 1984 (5-0-1)

Longest Pittsburgh undefeated streak vs. Edmonton:

6, Mar. 5, 1999-Feb. 18, 2003 (4-0-2)

Last Edmonton win at home:

Dec. 6, 2003 (4-3) (0-1-0 since last win)

Last Pittsburgh win at home:

Nov. 6, 2008 (5-4) (0-0-0 since last win)

Last Edmonton win at Pittsburgh:

Jan. 10, 2006 (3-1) (0-1-0 since last win)

Last Pittsburgh win at Edmonton:

Dec. 5, 2007 (4-2) (0-0-0 since last win)

Most goals by Edmonton vs. Pittsburgh:

10, Mar. 17, 1982 (E, 10-4); Feb. 19, 1983 (E, 10-7)

Most goals by Pittsburgh vs. Edmonton:

7, 3 times, last time-Jan. 21, 1988 (P, 7-4)

Most goals by both teams:

17, Feb. 19, 1983 (E, 10-7)

Last Edmonton shutout vs. Pittsburgh:

None

Last Pittsburgh shutout vs. Edmonton:

Jan. 19, 2002 – Johan Hedberg

Last Edmonton hat-trick vs. Pittsburgh:

Jan. 10, 2006 – Shawn Horcoff

Last Pittsburgh hat-trick vs. Edmonton:

Nov. 13, 1991 – Kevin Stevens

Last Pittsburgh trade with Edmonton:

Jan. 18, 2009 – Mathieu Garon to Pittsburgh for Dany Sabourin, Ryan Stone and a fourth-round selection in the 2011 NHL Entry Draft

Overtime/shootout record vs. Edmonton: 2-1-3

YEAR BY YEAR

YEAR	PIT	ROAD	TOTAL	GF/GA
1979-80	1-1-0	0-2-0	1-3-0	12-22
1980-81	1-1-0	0-1-1	1-2-1	18-20
1981-82	0-1-0	0-2-0	0-3-0	8-22
1982-83	1-1-0	0-1-0	1-2-0	14-21
1983-84	0-1-0	0-2-0	0-3-0	8-23
1984-85	1-0-1	0-1-0	1-1-1	10-12
1985-86	0-1-0	1-1-0	1-2-0	13-17
1986-87	1-1-0	0-1-0	1-2-0	9-10
1987-88	0-1-0	0-2-0	0-3-0	8-17
1988-89	0-2-0	1-0-0	1-2-0	12-15
1989-90	1-0-0	1-1-0	2-1-0	12-8
1990-91	1-1-0	0-1-0	1-2-0	14-15
1991-92	2-0-0	0-1-0	2-1-0	14-14
1992-93	0-1-0	*1-1-0	1-2-0	11-11
1993-94	1-0-0	0-1-0	1-1-0	7-8
1994-95	Did Not Play			
1995-96	1-0-0	1-0-0	2-0-0	10-8
1996-97	1-0-0	0-1-0	1-1-0	7-7
1997-98	1-0-0	0-1-0	1-1-0	7-6
1998-99	0-0-1	0-1-0	0-1-1	3-6
1999-00	0-0-1	1-0-0	1-0-1	5-4
2000-01	1-0-0	0-0-0	1-0-0	5-2
2001-02	0-0-0	1-0-0	1-0-0	1-0
2002-03	1-0-0	0-0-0	1-0-0	4-3
2003-04	0-0-0	0-1-0	0-1-0	3-4
2004-05	No Season			
2005-06	0-1-0	0-0-0	0-1-0	1-3
2006-07	Did Not Play			
2007-08	0-0-0	1-0-0	1-0-0	4-2
2008-09	1-0-0	0-0-0	1-0-0	5-4
TOTALS	16-13-3	8-22-1	24-35-4	225-284

* = Includes one game played in Cleveland

table of
contents

team
information

players

2008-09
season

opponents

history

playoff
history

media
information

2009-10
schedule

EDMONTON OILERS vs. PITTSBURGH PENGUINS 2008-2009 REGULAR SEASON

at EDMONTON OILERS

at PITTSBURGH PENGUINS

Date	Score	W Goal
no games		

Date	Score	W Goal
06 Nov '08	EDM 4 @ PIT 5	Petr Sykora

Individual Scoring

Player	OILERS							
	GP	G	A	P	+/-	PIM	PP	SH
Tom Gilbert	1	1	0	1	0	0	0	0
Ales Hemsky	1	1	0	1	1	0	0	0
Fernando Pisani	1	1	0	1	-1	0	0	0
Sheldon Souray	1	1	0	1	1	2	0	1
Kyle Brodziak	1	0	1	1	1	0	0	0
Erik Cole	1	0	1	1	1	4	0	0
Ethan Moreau	1	0	1	1	-1	0	0	0
Dustin Penner	1	0	1	1	1	2	0	0
Steve Staios	1	0	1	1	0	0	0	0
Andrew Coglianò	1	0	0	0	-2	0	0	0
Sam Gagner	1	0	0	0	0	2	0	0
Shawn Horcoff	1	0	0	0	0	0	0	0
Steve MacIntyre	1	0	0	0	0	5	0	0
Robert Nilsson	1	0	0	0	-2	0	0	0
Theo Peckham	1	0	0	0	-2	17	0	0
Marc-Antoine Pouliot	1	0	0	0	0	0	0	0
Jason Strudwick	1	0	0	0	1	0	0	0
Lubomir Visnovsky	1	0	0	0	1	2	0	0

Power Play: 0-4 0.0% / Penalty Killing: 5-6 83.3%

Player	PENGUINS							
	GP	G	A	P	+/-	PIM	PP	SH
Evgeni Malkin	1	0	3	3	1	0	0	0
Miroslav Satan	1	2	0	2	1	0	0	0
Petr Sykora	1	2	0	2	-1	0	1	0
Maxime Talbot	1	1	0	1	2	0	0	1
Sidney Crosby	1	0	1	1	2	0	0	0
Ruslan Fedotenko	1	0	1	1	0	0	0	0
Alex Goligoski	1	0	1	1	2	0	0	0
Kristopher Letang	1	0	1	1	0	2	0	0
Brooks Orpik	1	0	1	1	1	0	0	0
Matt Cooke	1	0	0	0	-2	2	0	0
Pascal Dupuis	1	0	0	0	1	0	0	0
Hal Gill	1	0	0	0	-2	2	0	0
Eric Godard	1	0	0	0	-1	7	0	0
Tyler Kennedy	1	0	0	0	-1	2	0	0
Rob Scuderi	1	0	0	0	-2	0	0	0
Jordan Staal	1	0	0	0	-2	0	0	0
Darryl Sydor	1	0	0	0	3	2	0	0
Michael Zigomanis	1	0	0	0	-2	0	0	0

Power Play: 1-6 16.7% / Penalty Killing: 4-4 100.0%

Goaltending

Goalie	OILERS							
	GP	Min	WLOT	GA	SA	SV	GAA	SV%
Jeff Drouin-Deslauriers	1	26	0-0-0	0	14	14	0.00	1.000
Mathieu Garon	1	33	0-1-0	5	20	15	9.08	.750

Goalie	PENGUINS							
	GP	Min	WLOT	GA	SA	SV	GAA	SV%
Marc-Andre Fleury	1	60	1-0-0	4	31	27	4.03	.871

Goals by Period

	OILERS				
	1st	2nd	3rd	OT	Total
Goals	0	1	3	0	4

	PENGUINS				
	1st	2nd	3rd	OT	Total
Goals	2	3	0	0	5

Shots by Period

	OILERS				
	1st	2nd	3rd	OT	Total
Shots	7	16	8	0	31

	PENGUINS				
	1st	2nd	3rd	OT	Total
Shots	8	13	13	0	34

* - Overtime ** - Shootout



FLORIDA PANTHERS

WEBSITE: floridapanthers.com

PANTHERS VS. PENS

2008-09 Record: 41-30-11; Third place, Southeast Division, 14th overall

2009 Playoff Record: Did not qualify

2008-09 Top Scorer: Stephen Weiss (14-47-61)

All-time scorer vs. Pittsburgh: Rob Niedermayer (28gp, 10-11-21)

All-time Pittsburgh scorer vs. Florida: Jaromir Jagr (29gp, 16-15-31)

Longest Florida win streak vs. Pittsburgh:

12, Apr. 3, 2002-Mar. 29, 2006 (12-0-0)

Longest Pittsburgh win streak vs. Florida:

6, Oct. 13, 1993-Feb. 7, 1995 (5-0-1)

Last Florida win at home:

Apr. 5, 2009 (4-2) (0-0-0 since last win)

Last Pittsburgh win at home:

Mar. 10, 2009 (4-3 SO) (0-0-0 since last win)

Last Florida win at Pittsburgh:

Jan. 3, 2009 (6-1) (0-1-0 since last win)

Last Pittsburgh win at Florida:

Mar. 5, 2009 (4-1) (0-1-0 since last win)

Most goals by Florida vs. Pittsburgh:

6, four times, last time – Jan. 3, 2009 (F, 6-1)

Most goals by Pittsburgh vs. Florida:

7, Feb. 7, 1995 (P, 7-3); Dec. 30, 1998 (P, 7-4)

Most goals by both teams:

11, four times, last time – Mar. 5, 2002 (P, 6-5 OT)

Last Florida shutout vs. Pittsburgh:

Feb. 20, 2004 (2-0) – Roberto Luongo

Last Pittsburgh shutout vs. Florida:

Jan. 5, 2008 (3-0) – Ty Conklin

Last Florida hat-trick vs. Pittsburgh:

Jan. 30, 2007 – Olli Jokinen

Last Pittsburgh hat-trick vs. Florida:

Dec. 30, 1995 – Mario Lemieux

Last Pittsburgh trade with Florida:

Feb. 27, 2007 – Joel Kwiatkowski to Pittsburgh for a fourth-round selection in the 2007 NHL Entry Draft

Overtime/shootout record vs. Florida: 4-3-4

YEAR BY YEAR

YEAR	PIT	ROAD	TOTAL	GF/GA
1993-94	1-0-1	2-0-0	3-0-1	10-7
1994-95	1-1-0	1-1-0	2-2-0	16-14
1995-96	2-0-0	1-1-0	3-1-0	12-10
1996-97	2-0-0	0-2-0	2-2-0	12-13
1997-98	0-1-1	1-1-0	1-2-1	11-12
1998-99	3-0-0	1-1-0	4-1-0	19-10
1999-00	1-1-0	1-1-0	2-2-0	9-10
2000-01	1-1-0	1-0-1	2-1-1	12-11
2001-02	1-0-1	0-2-0	1-2-1	10-12
2002-03	0-2-0	0-2-0	0-4-0	5-17
2003-04	0-2-0	0-2-0	0-4-0	6-16
2004-05	No Season			
2005-06	0-1-1	1-1-0	1-2-1	14-16
2006-07	1-1-0	1-1-0	2-2-0	9-9
2007-08	2-0-0	1-1-0	3-1-0	11-8
2008-09	1-1-0	1-1-0	2-2-0	11-14
TOTALS	16-11-4	12-17-1	28-28-5	167-179

FLORIDA PANTHERS vs. PITTSBURGH PENGUINS 2008-2009 REGULAR SEASON

at FLORIDA PANTHERS		
Date	Score	W Goal
05 Apr '09	PIT 2 @ FLA 4	David Booth
05 Mar '09	PIT 4 @ FLA 1	Tyler Kennedy

at PITTSBURGH PENGUINS		
Date	Score	W Goal
10 Mar '09 **	FLA 3 @ PIT 4	Kristopher Letang
03 Jan '09	FLA 6 @ PIT 1	Nathan Horton

Individual Scoring

PANTHERS									
Player	GP	G	A	P	+/-	PIM	PP	SH	
Ville Peltonen	4	2	2	4	2	4	0	0	
Bryan McCabe	3	2	2	4	2	0	1	0	
Keith Ballard	4	1	3	4	3	5	0	0	
Nick Boynton	3	1	3	4	3	2	0	0	
Cory Stillman	4	0	4	4	2	2	0	0	
David Booth	4	1	2	3	-2	6	1	0	
Stephen Weiss	4	0	3	3	0	2	0	0	
Nathan Horton	3	2	0	2	1	0	0	0	
Radek Dvorak	4	1	1	2	-1	4	0	0	
Rostislav Olesz	1	1	1	2	2	0	0	0	
Jay Bouwmeester	4	0	2	2	0	4	0	0	
Karlis Skrastins	4	0	2	2	-1	0	0	0	
Michael Frolik	4	1	0	1	-2	0	0	0	
Richard Zednik	4	1	0	1	2	2	1	0	
Kamil Kreps	3	1	0	1	-1	0	0	0	
Gregory Campbell	4	0	1	1	3	9	0	0	
Jassen Cullimore	4	0	1	1	-1	2	0	0	
Brett McLean	4	0	0	0	-2	5	0	0	
Anthony Stewart	3	0	0	0	0	0	0	0	
Steve Eminger	2	0	0	0	-2	4	0	0	
Shawn Matthias	1	0	0	0	0	0	0	0	
Nick Tarnasky	1	0	0	0	0	0	0	0	

Power Play: 3-14 21.4% / Penalty Killing: 16-17 94.1%

PENGUINS									
Player	GP	G	A	P	+/-	PIM	PP	SH	
Tyler Kennedy	4	2	2	4	1	0	0	0	
Sidney Crosby	4	2	1	3	0	28	0	0	
Kristopher Letang	4	1	2	3	2	0	0	0	
Jordan Staal	4	1	2	3	1	2	0	0	
Ruslan Fedotenko	4	1	1	2	0	0	0	0	
Evgeni Malkin	4	1	1	2	-1	2	0	0	
Matt Cooke	4	0	2	2	-1	0	0	0	
Brooks Orpik	4	0	2	2	0	2	0	0	
Bill Guerin	3	0	2	2	1	0	0	0	
Chris Kunitz	3	0	2	2	0	0	0	0	
Pascal Dupuis	4	1	0	1	-1	4	0	0	
Mark Eaton	3	1	0	1	1	0	1	0	
Hal Gill	4	0	0	0	-3	8	0	0	
Rob Scuderi	4	0	0	0	-2	2	0	0	
Maxime Talbot	4	0	0	0	-2	5	0	0	
Craig Adams	3	0	0	0	-1	0	0	0	
Petr Sykora	3	0	0	0	-1	2	0	0	
Alex Goligoski	2	0	0	0	-1	0	0	0	
Sergei Gonchar	2	0	0	0	0	0	0	0	
Eric Godard	1	0	0	0	0	0	0	0	
Dustin Jeffrey	1	0	0	0	0	0	0	0	
Miroslav Satan	1	0	0	0	1	2	0	0	
Tim Wallace	1	0	0	0	0	0	0	0	
Ryan Whitney	1	0	0	0	-2	0	0	0	

Power Play: 1-17 5.9% / Penalty Killing: 11-14 78.6%

Goaltending

PANTHERS									
Goalie	GP	Min	WLOT	GA	SA	SV	GAA	SV%	
Tomas Vokoun	3	185	1-1-1	9	140	131	2.92	.936	
Craig Anderson	1	60	1-0-0	1	30	29	1.00	.967	

PENGUINS									
Goalie	GP	Min	WLOT	GA	SA	SV	GAA	SV%	
Marc-Andre Fleury	4	223	2-2-0	11	91	80	2.96	.879	
Dany Sabourin	1	20	0-0-0	3	12	9	9.00	.750	

Goals by Period

PANTHERS					
	1st	2nd	3rd	OT	Total
Goals	4	8	2	0	14

PENGUINS					
	1st	2nd	3rd	OT	Total
Goals	2	2	6	0	10

Shots by Period

PANTHERS					
	1st	2nd	3rd	OT	Total
Shots	30	40	32	1	103

PENGUINS					
	1st	2nd	3rd	OT	Total
Shots	54	58	55	3	170

* - Overtime ** - Shootout



LOS ANGELES KINGS

WEBSITE: losangeleskings.com

KINGS VS. PENS

2008-09 Record: 34-37-11; Fifth place, Pacific Division, 26th overall

2009 Playoff Record: Did not qualify

2008-09 Top Scorer: Anze Kopitar (27-39-66)

All-time scorer vs. Pittsburgh: Marcel Dionne (50gp, 29-41-70)

All-time Pittsburgh scorer vs. Los Angeles: Mario Lemieux (28gp, 19-42-61)

Longest Los Angeles win streak vs. Pittsburgh:

5, Mar. 14, 1984-Nov. 16, 1985; Feb. 27, 2001-Oct. 10, 2003

Longest Pittsburgh win streak vs. Los Angeles:

6, Nov. 15, 1969-Feb. 26, 1970

Longest Los Angeles undefeated streak vs. Pittsburgh:

8, Mar. 2, 1977-Mar. 14, 1978 (4-0-4)

Longest Pittsburgh undefeated streak vs. Los Angeles:

9, Nov. 15, 1979-Feb. 13, 1982 (4-0-5)

Last Los Angeles win at home:

Dec. 14, 2002 (3-2 OT) (0-0-1 since last win)

Last Pittsburgh win at home:

Mar. 20, 2009 (4-1) (0-0-0 since last win)

Last Los Angeles win at Pittsburgh:

Oct. 10, 2003 (3-0) (0-2-0 since last win)

Last Pittsburgh win at Los Angeles:

Nov. 1, 2006 (4-3 OT) (0-0-0 since last win)

Most goals by Los Angeles vs. Pittsburgh:

10, Jan. 21, 1987 (L, 10-5)

Most goals by Pittsburgh vs. Los Angeles:

8, Mar. 26, 1969 (P, 8-4); Oct. 20, 1971 (P, 8-1)

Most goals by both teams:

15, Jan. 21 1987 (L, 10-5)

Last Los Angeles shutout vs. Pittsburgh:

Oct. 10, 2003 (3-0) – Cristobal Huet

Last Pittsburgh shutout vs. Los Angeles:

Nov. 23, 1974 (0-0) – Gary Inness

Last Los Angeles hat-trick vs. Pittsburgh:

Mar. 10, 1990 – Luc Robitaille

Last Pittsburgh hat-trick vs. Los Angeles:

Feb. 10, 1990 – Rob Brown

Last Pittsburgh trade with Los Angeles:

Nov. 20, 2003 – Martin Straka to Los Angeles for Sergei Anshakov and Martin Strbak

Overtime/shootout record vs. Los Angeles: 4-5-4

YEAR BY YEAR

YEAR	PIT	ROAD	TOTAL	GF/GA
1967-68	3-2-0	1-4-0	4-6-0	26-33
1968-69	1-2-1	1-3-0	2-5-1	20-24
1969-70	4-0-0	2-2-0	6-2-0	20-11
1970-71	2-1-0	0-3-0	2-4-0	18-26
1971-72	3-0-0	1-1-1	4-1-1	29-19
1972-73	3-0-0	1-2-0	4-2-0	17-14
1973-74	1-2-0	0-2-0	1-4-0	6-14
1974-75	0-1-2	1-2-0	1-3-2	8-15
1975-76	3-0-0	2-1-0	5-1-0	29-16
1976-77	1-2-0	1-1-1	2-3-1	20-23
1977-78	0-1-2	0-2-1	0-3-3	15-21
1978-79	2-2-0	2-1-1	4-3-1	24-22
1979-80	1-1-0	0-0-2	1-1-2	13-12
1980-81	2-0-0	0-0-2	2-0-2	18-16
1981-82	1-0-1	0-1-0	1-1-1	15-16
1982-83	1-0-0	1-1-0	2-1-0	15-14
1983-84	1-1-0	0-1-0	1-2-0	15-16
1984-85	0-1-0	0-2-0	0-3-0	6-15
1985-86	2-0-0	0-1-0	2-1-0	16-12
1986-87	1-0-0	0-2-0	1-2-0	9-16
1987-88	0-0-2	1-0-0	1-0-2	15-13
1988-89	1-0-0	0-2-0	1-2-0	9-14
1989-90	1-1-0	0-1-0	1-2-0	13-22
1990-91	1-0-0	0-2-0	1-2-0	6-12
1991-92	0-2-0	0-1-0	0-3-0	8-14
1992-93	1-0-0	0-1-0	1-1-0	7-8
1993-94	1-0-0	0-1-0	1-1-0	7-10
1994-95	Did Not Play			
1995-96	0-1-0	0-1-0	0-2-0	4-6
1996-97	1-0-0	1-0-0	2-0-0	9-4
1997-98	0-0-1	1-0-0	1-0-1	5-4
1998-99	0-1-0	1-0-0	1-1-0	5-4
1999-00	0-1-0	0-1-0	0-2-0	7-10
2000-01	0-0-1	0-0-0	0-0-1	2-2
2001-02	0-1-0	0-1-0	0-2-0	7-9
2002-03	0-1-0	0-1-0	0-2-0	5-8
2003-04	0-1-0	0-0-0	0-1-0	0-3
2004-05	No Season			
2005-06	Did Not Play			
2006-07	0-0-0	1-0-0	1-0-0	4-3
2007-08	1-0-0	0-0-0	1-0-0	4-2
2008-09	1-0-0	0-0-0	1-0-0	4-1
TOTALS	40-25-10	18-44-8	58-69-18	460-504

LOS ANGELES KINGS vs. PITTSBURGH PENGUINS 2008-2009 REGULAR SEASON

at LOS ANGELES KINGS		
Date	Score	W Goal
no games		

at PITTSBURGH PENGUINS		
Date	Score	W Goal
20 Mar '09	LAK 1 @ PIT 4	Evgeni Malkin

Individual Scoring

Player	KINGS							
	GP	G	A	P	+/-	PIM	PP	SH
Michal Handzus	1	1	0	1	-1	0	1	0
Drew Doughty	1	0	1	1	-1	2	0	0
Anze Kopitar	1	0	1	1	-1	0	0	0
Derek Armstrong	1	0	0	0	0	0	0	0
Dustin Brown	1	0	0	0	-1	2	0	0
Kyle Calder	1	0	0	0	-1	0	0	0
Davis Drewiske	1	0	0	0	0	0	0	0
Alexander Frolov	1	0	0	0	0	0	0	0
Matt Greene	1	0	0	0	0	2	0	0
Peter Harrold	1	0	0	0	0	0	0	0
Raitis Ivanans	1	0	0	0	-1	0	0	0
Jack Johnson	1	0	0	0	-2	2	0	0
Sean O'Donnell	1	0	0	0	-1	0	0	0
Edward Purcell	1	0	0	0	-1	0	0	0
Kyle Quincey	1	0	0	0	-2	0	0	0
Wayne Simmonds	1	0	0	0	-1	12	0	0
Jarret Stoll	1	0	0	0	-1	2	0	0
Justin Williams	1	0	0	0	-1	0	0	0

Power Play: 1-8 12.5% / Penalty Killing: 3-4 75.0%

Player	PENGUINS							
	GP	G	A	P	+/-	PIM	PP	SH
Sidney Crosby	1	1	1	2	1	0	0	0
Evgeni Malkin	1	1	1	2	1	4	1	0
Bill Guerin	1	1	0	1	2	0	0	0
Tyler Kennedy	1	1	0	1	1	0	0	0
Matt Cooke	1	0	1	1	1	12	0	0
Hal Gill	1	0	1	1	1	0	0	0
Sergei Gonchar	1	0	1	1	2	0	0	0
Craig Adams	1	0	0	0	0	0	0	0
Pascal Dupuis	1	0	0	0	0	2	0	0
Mark Eaton	1	0	0	0	0	4	0	0
Ruslan Fedotenko	1	0	0	0	1	0	0	0
Chris Kunitz	1	0	0	0	1	2	0	0
Kristopher Letang	1	0	0	0	0	2	0	0
Brooks Orpik	1	0	0	0	2	0	0	0
Rob Scuderi	1	0	0	0	1	0	0	0
Jordan Staal	1	0	0	0	1	2	0	0
Petr Sykora	1	0	0	0	0	2	0	0
Maxime Talbot	1	0	0	0	0	0	0	0

Power Play: 1-4 25.0% / Penalty Killing: 7-8 87.5%

Goaltending

Goalie	KINGS							
	GP	Min	WLOT	GA	SA	SV	GAA	SV%
Jonathan Quick	1	60	0-1-0	4	26	22	4.01	.846

Goalie	PENGUINS							
	GP	Min	WLOT	GA	SA	SV	GAA	SV%
Marc-Andre Fleury	1	60	1-0-0	1	25	24	1.00	.960

Goals by Period

	KINGS				
	1st	2nd	3rd	OT	Total
Goals	0	0	1	0	1

	PENGUINS				
	1st	2nd	3rd	OT	Total
Goals	2	2	0	0	4

Shots by Period

	KINGS				
	1st	2nd	3rd	OT	Total
Shots	4	14	7	0	25

	PENGUINS				
	1st	2nd	3rd	OT	Total
Shots	8	7	11	0	26

* - Overtime ** - Shootout



MINNESOTA WILD

WEBSITE: minnesotawild.com

WILD VS. PENS

2008-09 Record: 40-33-9; Third place, Northwest Division, 19th overall

2009 Playoff Record: Did not qualify

2008-09 Top Scorer: Mikko Koivu (20-47-67)

All-time scorer vs. Pittsburgh: Wes Walz (7gp, 4-2-6)

All-time Pittsburgh scorer vs. Minnesota: Sidney Crosby (3gp, 1-3-4)

Longest Minnesota win streak vs. Pittsburgh:
3, Nov. 19, 2003-Dec. 8, 2005

Longest Pittsburgh win streak vs. Minnesota:
1, Oct. 30, 2007

Longest Minnesota undefeated streak vs. Pittsburgh:
5, Dec. 14, 2002-Dec. 8, 2005 (4-0-1)

Longest Pittsburgh undefeated streak vs. Minnesota:
1, Dec. 8, 2005-Oct. 30, 2007 (1-0-0)

Last Minnesota win at home:
Jan. 16, 2004 (4-2) (0-1-0 since last win)

Last Pittsburgh win at home:
Feb. 14, 2001 (2-1) (0-4-0 since last win)

Last Minnesota win at Pittsburgh:
Mar. 20, 2009 (4-1) (0-0-0 since last win)

Last Pittsburgh win at Minnesota:
Oct. 30, 2007 (4-2) (0-0-0 since last win)

Most goals by Minnesota vs. Pittsburgh:
6, Nov. 19, 2003 (M, 6-3)

Most goals by Pittsburgh vs. Minnesota:
4, Oct. 20, 2007 (P, 4-2)

Most goals by both teams:
8, Mar. 19, 2003 (M, 6-2)

Last Minnesota shutout vs. Pittsburgh:
Dec. 8, 2005 (5-0) – Manny Fernandez

Last Pittsburgh shutout vs. Minnesota:
None

Last Minnesota hat-trick vs. Pittsburgh:
None

Last Pittsburgh hat-trick vs. Minnesota:
None

Last Pittsburgh trade with Minnesota:
Feb. 27, 2007 – Dominic Moore to Minnesota for a third-round selection in the 2007 NHL Entry Draft

Overtime/shootout record vs. Minnesota: 1-0-1

YEAR BY YEAR

YEAR	PIT	ROAD	TOTAL	GF/GA
2000-01	1-0-0	0-1-0	1-1-0	4-5
2001-02	0-1-0	0-0-0	0-1-0	2-5
2002-03	0-0-0	0-0-1	0-0-1	1-1
2003-04	0-1-0	0-1-0	0-2-0	4-10
2004-05	No Season			
2005-06	0-1-0	0-0-0	0-1-0	0-5
2006-07	Did Not Play			
2007-08	0-0-0	1-0-0	1-0-0	4-2
2008-09	0-0-1	0-0-0	0-0-1	1-2
TOTALS	1-3-1	1-2-1	2-5-2	16-30

MINNESOTA WILD vs. PITTSBURGH PENGUINS 2008-2009 REGULAR SEASON

at MINNESOTA WILD

at PITTSBURGH PENGUINS

Date	Score	W Goal
no games		

Date	Score	W Goal
18 Nov '08 **	MIN 2 @ PIT 1	Marek Zidlicky

Individual Scoring

Player	WILD							
	GP	G	A	P	+/-	PIM	PP	SH
Mikko Koivu	1	1	0	1	1	0	0	0
Eric Belanger	1	0	0	0	-1	0	0	0
Marc-Andre Bergeron	1	0	0	0	0	0	0	0
Pierre-Marc Bouchard	1	0	0	0	-1	0	0	0
Andrew Brunette	1	0	0	0	1	2	0	0
Brent Burns	1	0	0	0	1	2	0	0
Cal Clutterbuck	1	0	0	0	0	0	0	0
Colton Gillies	1	0	0	0	0	0	0	0
Kim Johnsson	1	0	0	0	0	0	0	0
Antti Miettinen	1	0	0	0	0	0	0	0
Owen Nolan	1	0	0	0	-1	0	0	0
Benoit Pouliot	1	0	0	0	0	0	0	0
Erik Reitz	1	0	0	0	0	5	0	0
Nick Schultz	1	0	0	0	0	0	0	0
James Sheppard	1	0	0	0	0	0	0	0
Martin Skoula	1	0	0	0	0	0	0	0
Stephane Veilleux	1	0	0	0	0	0	0	0
Marek Zidlicky	1	0	0	0	0	2	0	0

Player	PENGUINS							
	GP	G	A	P	+/-	PIM	PP	SH
Matt Cooke	1	1	0	1	0	0	0	0
Rob Scuderi	1	0	1	1	0	0	0	0
Jordan Staal	1	0	1	1	0	5	0	0
Philippe Boucher	1	0	0	0	0	0	0	0
Sidney Crosby	1	0	0	0	0	0	0	0
Pascal Dupuis	1	0	0	0	0	0	0	0
Ruslan Fedotenko	1	0	0	0	0	0	0	0
Hal Gill	1	0	0	0	0	0	0	0
Eric Godard	1	0	0	0	0	0	0	0
Alex Goligoski	1	0	0	0	0	0	0	0
Tyler Kennedy	1	0	0	0	1	0	0	0
Kristopher Letang	1	0	0	0	0	2	0	0
Evgeni Malkin	1	0	0	0	0	0	0	0
Brooks Orpik	1	0	0	0	0	0	0	0
Miroslav Satan	1	0	0	0	0	0	0	0
Petr Sykora	1	0	0	0	0	0	0	0
Maxime Talbot	1	0	0	0	0	0	0	0
Michael Zigomanis	1	0	0	0	-1	0	0	0

Power Play: 0-2 0.0% / Penalty Killing: 4-4 100.0%

Power Play: 0-4 0.0% / Penalty Killing: 2-2 100.0%

Goaltending

Goalie	WILD							
	GP	Min	WLOT	GA	SA	SV	GAA	SV%
Niklas Backstrom	1	65	1-0-0	1	25	24	0.92	.960

Goalie	PENGUINS							
	GP	Min	WLOT	GA	SA	SV	GAA	SV%
Dany Sabourin	1	65	0-0-1	1	25	24	0.92	.960

Goals by Period

	WILD				
	1st	2nd	3rd	OT	Total
Goals	1	0	0	0	1

	PENGUINS				
	1st	2nd	3rd	OT	Total
Goals	1	0	0	0	1

Shots by Period

	WILD				
	1st	2nd	3rd	OT	Total
Shots	9	8	6	2	25

	PENGUINS				
	1st	2nd	3rd	OT	Total
Shots	9	9	6	1	25

* - Overtime ** - Shootout



MONTREAL CANADIENS

WEBSITE: montrealcanadiens.com

CANADIENS VS. PENS

2008-09 Record:

41-30-11; Second place, Northeast Division, 13th overall

2009 Playoff Record:

 Defeated by Boston, 4-0 in ECQF

2008-09 Top Scorer:

 Alexei Kovalev (26-39-65)

All-time scorer vs. Pittsburgh:

 Guy Lafleur (61gp, 44-53-97)

All-time Pittsburgh scorer vs. Montreal:

 Mario Lemieux (41gp, 26-41-67)

Longest Montreal win streak vs. Pittsburgh:

10, Apr. 2, 1975-Dec. 4, 1976

Longest Pittsburgh win streak vs. Montreal:

3, Jan. 23, 1988-Oct. 29, 1988; Nov. 28, 1998-Feb. 9, 1999

Longest Montreal undefeated streak vs. Pittsburgh:

18, Jan. 13, 1972-Jan. 26, 1975 (15-0-3)

Longest Pittsburgh undefeated streak vs. Montreal:

5, Nov. 27, 1996-Mar. 10, 1997 (2-0-3)

Last Montreal win at home:

Feb. 3, 2009 (4-2) (0-1-0 since last win)

Last Pittsburgh win at home:

Feb. 19, 2009 (5-4) (0-0-0 since last win)

Last Montreal win at Pittsburgh:

Dec. 27, 2009 (3-2) (0-0-0 since last win)

Last Pittsburgh win at Montreal:

Apr. 11, 2009 (3-1) (0-0-0 since last win)

Most goals by Montreal vs. Pittsburgh:

12, Feb. 22, 1979 (M, 12-0)

Most goals by Pittsburgh vs. Montreal:

7, Jan. 15, 1983 (M, 8-7); Dec. 7, 1995 (P, 7-5)

Most goals by both teams:

15, Jan. 15, 1983 (M, 8-7)

Last Montreal shutout vs. Pittsburgh:

Jan. 10, 2004 (8-0) – Jose Theodore

Last Pittsburgh shutout vs. Montreal:

Jan. 19, 2008 (2-0) – Dany Sabourin

Last Montreal hat-trick vs. Pittsburgh:

Nov. 18, 2002 – Saku Koivu

Last Pittsburgh hat-trick vs. Montreal:

Jan. 24, 2001 – Mario Lemieux

Last Pittsburgh trade with Montreal:

Dec. 23, 1987 – Perry Ganchar to Pittsburgh for future considerations

Overtime/shootout record vs. Montreal:

 7-4-14

YEAR BY YEAR

YEAR	PIT	ROAD	TOTAL	GF/GA
1967-68	0-2-0	0-2-0	0-4-0	11-16
1968-69	0-2-1	1-2-0	1-4-1	16-21
1969-70	2-1-0	0-3-0	2-4-0	15-19
1970-71	1-1-1	0-2-1	1-3-2	13-20
1971-72	1-1-1	0-3-0	1-4-1	16-25
1972-73	0-2-0	0-3-0	0-5-0	12-29
1973-74	0-3-0	0-1-1	0-4-1	10-21
1974-75	1-1-1	0-3-0	1-4-1	15-28
1975-76	0-3-0	0-3-0	0-6-0	19-35
1976-77	0-1-2	0-3-0	0-4-2	11-34
1977-78	1-2-0	0-3-0	1-5-0	19-35
1978-79	2-2-0	0-3-1	2-5-1	19-38
1979-80	1-0-1	0-2-0	1-2-1	14-22
1980-81	1-1-0	1-1-0	2-2-0	10-11
1981-82	1-0-0	0-2-0	1-2-0	9-14
1982-83	1-1-0	0-1-0	1-2-0	11-15
1983-84	0-0-1	0-2-0	0-2-1	6-11
1984-85	1-1-0	0-1-0	1-2-0	11-13
1985-86	0-1-0	0-1-1	0-2-1	10-13
1986-87	1-1-0	0-0-1	1-1-1	11-11
1987-88	1-0-0	1-1-0	2-1-0	11-8
1988-89	0-2-0	1-0-0	1-2-0	8-16
1989-90	1-0-0	0-2-0	1-2-0	4-17
1990-91	0-1-1	0-1-0	0-2-1	11-15
1991-92	1-0-0	0-2-0	1-2-0	8-9
1992-93	2-0-0	0-0-1	2-0-1	12-8
1993-94	1-1-0	0-2-1	1-3-1	7-20
1994-95	2-0-0	0-2-0	2-2-0	13-13
1995-96	1-2-0	0-2-0	1-4-0	17-23
1996-97	0-0-3	2-1-0	2-1-3	23-20
1997-98	1-2-0	2-0-1	3-2-1	14-10
1998-99	1-0-1	2-0-0	3-0-1	16-12
1999-00	1-1-0	0-2-0	1-3-0	8-16
2000-01	1-1-0	0-1-1	1-2-1	12-13
2001-02	0-2-0	0-2-0	0-4-0	2-9
2002-03	1-1-0	0-1-1	1-2-1	12-13
2003-04	0-2-0	0-2-0	0-4-0	5-20
2004-05	No Season			
2005-06	1-1-0	2-0-0	3-1-0	18-16
2006-07	2-0-0	0-1-1	2-1-1	16-17
2007-08	0-1-1	2-0-0	2-1-1	12-10
2008-09	1-1-0	1-1-0	2-2-0	12-12
TOTALS	32-44-14	15-64-11	47-108-25	499-729

MONTREAL CANADIENS vs. PITTSBURGH PENGUINS 2008-2009 REGULAR SEASON

at MONTREAL CANADIENS

at PITTSBURGH PENGUINS

Date	Score	W Goal
11 Apr '09	PIT 3 @ MTL 1	Maxime Talbot
03 Feb '09	PIT 2 @ MTL 4	Maxim Lapierre

Date	Score	W Goal
19 Feb '09	MTL 4 @ PIT 5	Sergei Gonchar
27 Dec '08	MTL 3 @ PIT 2	Andrei Kostitsyn

Individual Scoring

Player	CANADIENS								
	GP	G	A	P	+/-	PIM	PP	SH	
Andrei Kostitsyn	4	5	2	7	4	2	0	0	
Tomas Plekanec	4	2	4	6	4	2	0	0	
Roman Hamrlik	4	2	2	4	4	2	0	0	
Alex Kovalev	3	0	2	2	2	2	0	0	
Max Pacioretty	2	0	2	2	4	0	0	0	
Maxim Lapierre	4	1	0	1	1	0	0	0	
Christopher Higgins	3	1	0	1	-3	0	0	1	
Mathieu Schneider	2	1	0	1	-5	0	1	0	
Josh Gorges	4	0	1	1	4	4	0	0	
Michael Komisarek	4	0	1	1	0	8	0	0	
Andrei Markov	3	0	1	1	-1	4	0	0	
Sergei Kostitsyn	2	0	1	1	1	0	0	0	
Guillaume Latendresse	2	0	1	1	0	0	0	0	
Matt D'Agostini	4	0	0	0	-5	0	0	0	
Tom Kostopoulos	4	0	0	0	-1	6	0	0	
Francis Bouillon	3	0	0	0	-3	0	0	0	
Saku Koivu	3	0	0	0	-3	2	0	0	
Steve Begin	2	0	0	0	-1	0	0	0	
Mathieu Dandenault	2	0	0	0	0	0	0	0	
Georges Laraque	2	0	0	0	0	5	0	0	
Gregory Stewart	2	0	0	0	-1	0	0	0	
Patrice Brisebois	1	0	0	0	0	0	0	0	
Kyle Chipchura	1	0	0	0	0	0	0	0	
Alex Henry	1	0	0	0	-1	5	0	0	
Robert Lang	1	0	0	0	-1	0	0	0	
Ben Maxwell	1	0	0	0	0	0	0	0	
Glen Metropolit	1	0	0	0	0	0	0	0	
Ryan O'Byrne	1	0	0	0	1	0	0	0	
Alex Tanguay	1	0	0	0	-1	2	0	0	
Yannick Weber	1	0	0	0	0	0	0	0	

Power Play: 1-10 10.0% / Penalty Killing: 15-16 93.8%

Player	PENGUINS								
	GP	G	A	P	+/-	PIM	PP	SH	
Evgeni Malkin	4	3	1	4	1	4	1	0	
Sidney Crosby	4	1	2	3	0	0	0	0	
Pascal Dupuis	4	1	2	3	1	0	0	0	
Ruslan Fedotenko	3	0	3	3	1	0	0	0	
Maxime Talbot	4	2	0	2	-1	2	0	1	
Sergei Gonchar	2	1	1	2	3	2	0	0	
Jordan Staal	4	0	2	2	-3	0	0	0	
Ryan Whitney	3	0	2	2	-3	0	0	0	
Petr Sykora	4	1	0	1	-1	2	0	0	
Miroslav Satan	3	1	0	1	2	0	0	0	
Kristopher Letang	2	1	0	1	-1	0	0	1	
Luca Caputi	1	1	0	1	-2	2	0	0	
Matt Cooke	4	0	1	1	-1	0	0	0	
Brooks Orpik	4	0	1	1	2	4	0	0	
Rob Scuderi	4	0	1	1	1	0	0	0	
Mark Eaton	3	0	1	1	2	0	0	0	
Alex Goligoski	2	0	1	1	-4	0	0	0	
Christopher Minard	2	0	1	1	1	2	0	0	
William Thomas	1	0	1	1	0	0	0	0	
Eric Godard	3	0	0	0	1	10	0	0	
Philippe Boucher	2	0	0	0	1	0	0	0	
Hal Gill	2	0	0	0	-1	2	0	0	
Tyler Kennedy	2	0	0	0	-1	2	0	0	
Paul Bissonnette	1	0	0	0	0	0	0	0	
Bill Guerin	1	0	0	0	0	0	0	0	
Dustin Jeffrey	1	0	0	0	0	0	0	0	
Chris Kunitz	1	0	0	0	0	0	0	0	
Tim Wallace	1	0	0	0	0	0	0	0	

Power Play: 1-16 6.2% / Penalty Killing: 9-10 90.0%

Goaltending

Goalie	CANADIENS								
	GP	Min	WLOT	GA	SA	SV	GAA	SV%	
Carey Price	4	239	2-2-0	12	128	116	3.01	.906	

Goalie	PENGUINS								
	GP	Min	WLOT	GA	SA	SV	GAA	SV%	
Marc-Andre Fleury	4	238	2-2-0	12	111	99	3.03	.892	

Goals by Period

	CANADIENS				
	1st	2nd	3rd	OT	Total
Goals	4	4	4	0	12

	PENGUINS				
	1st	2nd	3rd	OT	Total
Goals	4	2	6	0	12

Shots by Period

	CANADIENS				
	1st	2nd	3rd	OT	Total
Shots	32	30	49	0	111

	PENGUINS				
	1st	2nd	3rd	OT	Total
Shots	42	39	47	0	128

* - Overtime ** - Shootout



NASHVILLE PREDATORS

WEBSITE: nashvillepredators.com

PREDATORS VS. PENS

2008-09 Record: 40-34-8; Fifth place, Central Division, 20th overall

2009 Playoff Record: Did not qualify

2008-09 Top Scorer: J.P. Dumont (16-49-65)

All-time scorer vs. Pittsburgh: Scott Walker (12gp, 3-10-13)

All-time Pittsburgh scorer vs. Nashville: Jaromir Jagr (6gp, 1-8-9)

Longest Nashville win streak vs. Pittsburgh:

1, four times, last time – Jan. 8, 2009

Longest Pittsburgh win streak vs. Nashville:

1, four times, Feb. 6, 2007

Longest Nashville undefeated streak vs. Pittsburgh:

6, Nov. 23, 2001-Jan. 15, 2006 (5-0-1)

Longest Pittsburgh undefeated streak vs. Nashville:

3, Feb. 13, 1999-Nov. 13, 1999 (2-0-1)

Last Nashville win at home:

Jan. 8, 2009 (5-3) (0-0-0 since last win)

Last Pittsburgh win at home:

Feb. 6, 2007 (4-1) (0-0-0 since last win)

Last Nashville win at Pittsburgh:

Mar. 4, 2004 (9-4) (0-1-0 since last win)

Last Pittsburgh win at Nashville:

Feb. 13, 1999 (3-2 (OT)) (0-6-0 since last win)

Most goals by Nashville vs. Pittsburgh:

9, Mar. 4, 2004 (N, 9-4)

Most goals by Pittsburgh vs. Nashville:

6, Nov. 13, 1999 (P, 6-2)

Most goals by both teams:

13, Mar. 4, 2004 (N, 9-4)

Last Nashville shutout vs. Pittsburgh:

Feb. 27, 2003 (6-0) – Tomas Vukoun

Last Pittsburgh shutout vs. Nashville:

None

Last Nashville hat-trick vs. Pittsburgh:

None

Last Pittsburgh hat-trick vs. Nashville:

None

Last Pittsburgh trade with Nashville:

Dominic Moore and Libor Pivko to Pittsburgh for a 2007 third-round pick

Overtime/shootout record vs. Nashville: 1-0-2

YEAR BY YEAR

YEAR	PIT	ROAD	TOTAL	GF/GA
1998-99	0-0-1	1-0-0	1-0-1	4-3
1999-00	1-0-0	0-1-0	1-1-0	8-6
*2000-01	0-1-0	1-0-0	1-1-0	4-4
2001-02	0-0-0	0-1-0	0-1-0	0-5
2002-03	0-0-1	0-1-0	0-1-1	2-8
2003-04	0-1-0	0-1-0	0-2-0	6-12
2004-05	No Season			
2005-06	0-0-0	0-1-0	0-1-0	4-5
2006-07	1-0-0	0-0-0	1-0-0	4-1
2007-08	Did Not Play			
2008-09	0-0-0	0-1-0	0-1-0	3-5
TOTALS	2-2-2	2-6-0	4-8-2	35-49

* = Games played in Japan

NASHVILLE PREDATORS vs. PITTSBURGH PENGUINS 2008-2009 REGULAR SEASON

at NASHVILLE PREDATORS		
Date	Score	W Goal
08 Jan '09	PIT 3 @ NSH 5	Ryan Suter

at PITTSBURGH PENGUINS		
Date	Score	W Goal
		no games

Individual Scoring

PREDATORS								
Player	GP	G	A	P	+/-	PIM	PP	SH
Martin Erat	1	1	1	2	-1	0	0	0
David Legwand	1	1	1	2	0	0	0	1
Greg Zanon	1	1	1	2	2	0	0	0
Jerred Smithson	1	1	0	1	1	0	0	0
Ryan Suter	1	1	0	1	-2	0	1	0
Jason Arnott	1	0	1	1	-2	2	0	0
Dan Hamhuis	1	0	1	1	2	0	0	0
Ryan Jones	1	0	1	1	0	0	0	0
Joel Ward	1	0	1	1	2	0	0	0
Shea Weber	1	0	1	1	-2	0	0	0
Radek Bonk	1	0	0	0	2	0	0	0
Jean-Pierre Dumont	1	0	0	0	0	0	0	0
Vernon Fiddler	1	0	0	0	0	0	0	0
Kevin Klein	1	0	0	0	1	0	0	0
Ville Koistinen	1	0	0	0	1	0	0	0
Antti Pihlstrom	1	0	0	0	0	2	0	0
Michael Santorelli	1	0	0	0	0	0	0	0
Jordin Tootoo	1	0	0	0	0	2	0	0

Power Play: 1-3 33.3% / Penalty Killing: 3-3 100.0%

PENGUINS								
Player	GP	G	A	P	+/-	PIM	PP	SH
Sidney Crosby	1	0	2	2	-1	0	0	0
Jordan Staal	1	1	0	1	1	0	0	0
Petr Sykora	1	1	0	1	-1	0	0	0
Maxime Talbot	1	1	0	1	1	0	0	0
Matt Cooke	1	0	1	1	1	0	0	0
Tyler Kennedy	1	0	1	1	-1	0	0	0
Philippe Boucher	1	0	0	0	-1	0	0	0
Mark Eaton	1	0	0	0	-1	2	0	0
Eric Godard	1	0	0	0	0	0	0	0
Alex Goligoski	1	0	0	0	-1	0	0	0
Dustin Jeffrey	1	0	0	0	1	0	0	0
Kristopher Letang	1	0	0	0	1	0	0	0
Evgeni Malkin	1	0	0	0	-3	0	0	0
Brooks Orpik	1	0	0	0	-1	0	0	0
Miroslav Satan	1	0	0	0	-1	2	0	0
Rob Scuderi	1	0	0	0	3	2	0	0
Tim Wallace	1	0	0	0	0	0	0	0
Ryan Whitney	1	0	0	0	-3	0	0	0

Power Play: 0-3 0.0% / Penalty Killing: 2-3 66.7%

Goaltending

PREDATORS								
Goalie	GP	Min	WLOT	GA	SA	SV	GAA	SV%
Pekka Rinne	1	37	1-0-0	1	18	17	1.64	.944
Dan Ellis	1	23	0-0-0	2	7	5	5.11	.714

PENGUINS								
Goalie	GP	Min	WLOT	GA	SA	SV	GAA	SV%
Marc-Andre Fleury	1	59	0-1-0	4	34	30	4.05	.882

Goals by Period

PREDATORS					
	1st	2nd	3rd	OT	Total
Goals	0	3	2	0	5

PENGUINS					
	1st	2nd	3rd	OT	Total
Goals	1	2	0	0	3

Shots by Period

PREDATORS					
	1st	2nd	3rd	OT	Total
Shots	13	17	5	0	35

PENGUINS					
	1st	2nd	3rd	OT	Total
Shots	5	5	15	0	25

* - Overtime ** - Shootout



NEW JERSEY DEVILS

Franchise played as Kansas City Scouts from 1974-75 to 1975-76 and Colorado Rockies from 1976-77 to 1981-82

WEBSITE: newjerseydevils.com

DEVILS VS. PENS

2008-09 Record: 51-27-4, First place, Atlantic Division, 5th overall

2009 Playoff Record: Lost to Carolina, 4-3 in ECQF

2008-09 Top Scorer: Zach Parise (45-49-94)

All-time scorer vs. Pittsburgh: Patrik Elias (59gp, 18-33-51)

All-time Pittsburgh scorer vs. New Jersey: Mario Lemieux (74gp, 47-88-135)

Longest New Jersey win streak vs. Pittsburgh:

5, 3 times, last time – Dev. 26, 2001-Dec. 19, 2002

Longest Pittsburgh win streak vs. New Jersey:

5, Feb. 22, 1981-Mar. 21, 1982

Longest New Jersey undefeated streak vs. Pittsburgh:

7, Dec. 23, 1987-Dec. 23, 1988 (5-0-2)

Longest Pittsburgh undefeated streak vs. New Jersey:

6, Feb. 22, 1981-Mar. 21, 1982 (5-0-1); Jan. 6, 1986- Oct. 18, 1986 (5-0-1)

Last New Jersey win at home:

Jan. 30, 2009 (4-3 OT) (0-0-0 since last win)

Last Pittsburgh win at home:

Apr. 1, 2009 (6-1) (0-0-0 since last win)

Last New Jersey win at Pittsburgh:

Oct. 11, 2008 (2-1 OT) (0-2-0 since last win)

Last Pittsburgh win at New Jersey:

Dec. 26, 2008 (1-0) (0-0-1 since last win)

Most goals by New Jersey vs. Pittsburgh:

9, Oct. 28, 2000 (N, 9-0)

Most goals by Pittsburgh vs. New Jersey:

9, Dec. 13, 1990 (P, 9-5)

Most goals by both teams:

14, Oct. 26, 1986 (N, 8-6); Dec. 31, 1988 (P, 8-6); Dec. 13, 1990 (P, 9-5)

Last New Jersey shutout vs. Pittsburgh:

Feb. 27, 2007 (1-0) – Martin Brodeur

Last Pittsburgh shutout vs. New Jersey:

Dec. 26, 2008 (1-0) – Marc-Andre Fleury

Last New Jersey hat-trick vs. Pittsburgh:

Apr. 15, 2006 – Patrick Elias

Last Pittsburgh hat-trick vs. New Jersey:

Nov. 28, 2008 – Sidney Crosby

Last Pittsburgh trade with New Jersey:

Mar. 2002 – Stephane Richer to New Jersey for future considerations.

Overtime/shootout record vs. New Jersey: 4-7-11

YEAR BY YEAR

YEAR	PIT	ROAD	TOTAL	GF/GA
1974-75	1-0-1	1-0-1	2-0-2	19-14
1975-76	2-0-0	0-1-1	2-1-1	18-10
1976-77	1-1-0	1-1-0	2-2-0	11-11
1977-78	1-1-0	1-0-1	2-1-1	14-13
1978-79	2-0-0	1-1-0	3-1-0	21-13
1979-80	2-0-0	0-2-0	2-2-0	10-15
1980-81	2-0-0	1-1-0	3-1-0	20-13
1981-82	2-0-0	1-0-0	3-0-0	17-5
1982-83	1-2-1	0-1-2	1-3-3	23-26
1983-84	2-1-0	2-2-0	4-3-0	28-27
1984-85	1-3-0	1-2-0	2-5-0	25-34
1985-86	2-1-0	2-1-1	4-2-1	28-22
1986-87	2-2-0	1-2-0	3-4-0	34-31
1987-88	0-3-0	1-3-0	1-6-0	21-38
1988-89	3-0-1	1-1-1	4-1-2	29-24
1989-90	1-2-0	1-2-1	2-4-1	22-29
1990-91	4-0-0	0-3-0	4-3-0	37-31
1991-92	1-2-0	1-3-0	2-5-0	20-31
1992-93	3-1-0	3-1-1	6-2-1	33-25
1993-94	1-0-1	0-2-0	1-2-1	10-17
1994-95	1-0-0	0-0-2	1-0-2	11-8
1995-96	1-1-0	1-0-1	2-1-1	11-9
1996-97	0-2-0	1-1-0	1-3-0	12-13
1997-98	1-1-0	1-1-0	2-2-0	8-10
1998-99	0-2-0	1-2-0	1-4-0	13-17
1999-00	1-2-0	1-1-0	2-3-0	14-15
2000-01	1-1-0	2-0-1	3-1-1	17-21
2001-02	1-2-0	1-1-0	2-3-0	15-11
2002-03	0-2-0	1-2-0	1-4-0	10-14
2003-04	0-3-0	1-2-0	1-5-0	7-17
2004-05	No Season			
2005-06	2-1-1	1-3-0	3-4-1	27-30
2006-07	1-2-1	2-2-0	3-4-1	18-20
2007-08	1-3-0	3-0-1	4-3-1	28-17
2008-09	2-0-1	1-1-1	3-1-2	16-12
TOTALS	46-41-7	36-45-15	82-86-22	647-643

NEW JERSEY DEVILS vs. PITTSBURGH PENGUINS 2008-2009 REGULAR SEASON

at NEW JERSEY DEVILS		
Date	Score	W Goal
30 Jan '09 *	PIT 3 @ NJD 4	Jamie Langenbrunner
26 Dec '08	PIT 1 @ NJD 0	Ruslan Fedotenko
10 Dec '08	PIT 1 @ NJD 4	Zach Parise

at PITTSBURGH PENGUINS		
Date	Score	W Goal
01 Apr '09	NJD 1 @ PIT 6	Bill Guerin
29 Nov '08	NJD 1 @ PIT 4	Petr Sykora
11 Oct '08 *	NJD 2 @ PIT 1	Zach Parise

Individual Scoring

Player	DEVILS							
	GP	G	A	P	+/-	PIM	PP	SH
Jamie Langenbrunner	6	2	2	4	-1	8	0	0
Brian Gionta	6	1	3	4	0	8	0	0
Travis Zajac	6	1	3	4	0	2	0	0
Colin (John) White	6	0	4	4	3	0	0	0
Zach Parise	6	2	1	3	-3	4	0	0
Patrik Elias	5	2	1	3	3	2	0	0
Dainius Zubrus	6	1	2	3	2	4	0	0
Michael Rupp	5	1	1	2	0	11	0	0
Brendan Shanahan	2	1	1	2	2	0	1	0
Bryce Salvador	5	0	2	2	-1	0	0	0
Bobby Holik	5	1	0	1	-1	10	0	0
Andy Greene	2	0	1	1	1	0	0	0
David Clarkson	6	0	0	0	-2	16	0	0
Paul Martin	6	0	0	0	0	6	0	0
Mike Mottau	6	0	0	0	0	2	0	0
David Johnny Oduya	6	0	0	0	-1	0	0	0
John Madden	5	0	0	0	-3	2	0	0
Jay Pandolfo	5	0	0	0	-2	0	0	0
Brian Rolston	5	0	0	0	2	0	0	0
Jay Leach	2	0	0	0	-1	2	0	0
Anssi Salmela	2	0	0	0	-1	0	0	0
Sheldon Brookbank	1	0	0	0	0	0	0	0
Niclas Havelid	1	0	0	0	-3	0	0	0
Pierre-Luc Letourneau-Leblond	1	0	0	0	0	0	0	0
Barry Tallackson	1	0	0	0	-1	0	0	0
Petr Vrana	1	0	0	0	0	0	0	0

Power Play: 1-26 3.8% / Penalty Killing: 21-25 84.0%

Player	PENGUINS							
	GP	G	A	P	+/-	PIM	PP	SH
Sidney Crosby	6	5	3	8	3	12	1	0
Evgeni Malkin	6	2	6	8	0	0	1	0
Ruslan Fedotenko	5	1	2	3	2	4	0	0
Petr Sykora	5	1	2	3	-1	8	1	0
Hal Gill	3	0	3	3	5	5	0	0
Matt Cooke	5	2	0	2	1	12	0	0
Jordan Staal	6	1	1	2	-4	0	0	0
Maxime Talbot	6	1	1	2	0	4	0	0
Miroslav Satan	5	1	1	2	-1	0	1	0
Chris Kunitz	1	1	1	2	1	0	0	0
Sergei Gonchar	1	0	2	2	-1	0	0	0
Bill Guerin	1	1	0	1	0	5	0	0
Rob Scuderi	6	0	1	1	3	2	0	0
Pascal Dupuis	5	0	1	1	2	2	0	0
Kristopher Letang	5	0	1	1	-2	6	0	0
Tyler Kennedy	4	0	1	1	1	0	0	0
Ryan Whitney	2	0	1	1	-1	4	0	0
Michael Zigomanis	2	0	1	1	1	0	0	0
Mark Eaton	6	0	0	0	-1	6	0	0
Brooks Orpik	6	0	0	0	0	8	0	0
Eric Godard	4	0	0	0	0	7	0	0
Alex Goligoski	4	0	0	0	-1	0	0	0
Paul Bissonnette	2	0	0	0	0	0	0	0
Philippe Boucher	2	0	0	0	1	0	0	0
Christopher Minard	2	0	0	0	1	2	0	0
Craig Adams	1	0	0	0	0	0	0	0
Dustin Jeffrey	1	0	0	0	0	0	0	0
Ben Lovejoy	1	0	0	0	-1	0	0	0
Janne Pesonen	1	0	0	0	-1	0	0	0
Darryl Sydor	1	0	0	0	0	0	0	0
Jeff Taffe	1	0	0	0	0	0	0	0
William Thomas	1	0	0	0	-1	0	0	0
Tim Wallace	1	0	0	0	0	2	0	0

Power Play: 4-25 16.0% / Penalty Killing: 25-26 96.2%

Goaltending

Goalie	DEVILS							
	GP	Min	WLOT	GA	SA	SV	GAA	SV%
Scott Clemmensen	4	243	2-2-0	8	95	87	1.98	.916
Martin Brodeur	2	124	1-1-0	7	52	45	3.38	.865

Goalie	PENGUINS							
	GP	Min	WLOT	GA	SA	SV	GAA	SV%
Marc-Andre Fleury	4	248	2-0-2	7	154	147	1.69	.955
Dany Sabourin	2	120	1-1-0	4	61	57	2.01	.934

Goals by Period

	DEVILS				
	1st	2nd	3rd	OT	Total
Goals	2	1	7	2	12

	PENGUINS				
	1st	2nd	3rd	OT	Total
Goals	7	5	4	0	16

Shots by Period

	DEVILS				
	1st	2nd	3rd	OT	Total
Shots	73	64	71	8	216

	PENGUINS				
	1st	2nd	3rd	OT	Total
Shots	57	51	39	1	148

* - Overtime ** - Shootout



NEW YORK ISLANDERS

WEBSITE: newyorkislanders.com

ISLANDERS VS. PENS

2008-09 Record: 26-47-9; Fifth place, Atlantic Division, 30th overall

2009 Playoff Record: Did not qualify

2008-09 Top Scorer: Mark Strait (16-40-56)

All-time scorer vs. Pittsburgh: Bryan Trottier (82gp, 47-58-105)

All-time Pittsburgh scorer vs. Islanders: Mario Lemieux (72gp, 50-80-130)

Longest Islanders win streak vs. Pittsburgh:

6, Dec. 20, 1983-Nov. 10, 1984

Longest Pittsburgh win streak vs. Islanders:

4, Dec. 3, 1988-Jan. 10, 1989; Mar. 12, 1992-Dec. 1, 1992

Longest Islanders undefeated streak vs. Pittsburgh:

9, Feb. 1, 1986-Mar. 10, 1987 (7-0-2)

Longest Pittsburgh undefeated streak vs. Islanders:

9, Oct. 17, 1972-Mar. 20, 1974 (6-0-3)

Last Islanders win at home:

Feb. 16, 2009 (3-2 SO) (0-0-0 since last win)

Last Pittsburgh win at home:

Apr. 9, 2009 (6-1) (0-0-0 since last win)

Last Islanders win at Pittsburgh:

Dec. 21, 2007 (4-2) (0-5-0 since last win)

Last Pittsburgh win at Islanders:

Nov. 26, 2008 (5-3) (0-0-1 since last win)

Most goals by Islanders vs. Pittsburgh:

11, Dec. 20, 1983 (NY, 11-3)

Most goals by Pittsburgh vs. Islanders:

9, 3 times, last time – Dec. 11, 2008 (P, 9-2)

Most goals by both teams:

15, Feb. 6, 1990 (NY, 8-7)

Last Islanders shutout vs. Pittsburgh:

Jan. 9, 1986 (9-0) – Kelly Hrudey

Last Pittsburgh shutout vs. Islanders:

Feb. 25, 2009 (1-0) – Marc-Andre Fleury

Last Islanders hat-trick vs. Pittsburgh:

Feb. 4, 2006 – Miroslav Satan

Last Pittsburgh hat-trick vs. Islanders:

Dec. 11, 2008 – Petr Sykora & Pascal Dupuis

Last Pittsburgh trade with Islanders:

Mar. 4, 2009 – Bill Guerin to Pittsburgh for a third-round draft choice in the 2009 Entry Draft

Overtime/shootout record vs. NY Islanders: 8-3-15

YEAR BY YEAR

YEAR	PIT	ROAD	TOTAL	GF/GA
1972-73	2-0-1	2-0-0	4-0-1	22-4
1973-74	0-0-2	2-1-0	2-1-2	9-8
1974-75	2-0-0	0-2-0	2-2-0	15-10
1975-76	1-1-0	0-1-1	1-2-1	15-21
1976-77	1-1-0	1-1-0	2-2-0	11-13
1977-78	1-0-1	0-2-0	1-2-1	14-15
1978-79	0-1-1	0-0-2	0-1-3	11-13
1979-80	0-0-2	1-0-1	1-0-3	10-9
1980-81	2-0-0	0-1-1	2-1-1	19-16
1981-82	2-2-0	0-4-0	2-6-0	22-40
1982-83	1-2-0	1-3-0	2-5-0	13-29
1983-84	0-4-0	1-2-0	1-6-0	26-38
1984-85	2-1-0	0-4-0	2-5-0	20-30
1985-86	1-2-1	0-3-0	1-5-1	21-38
1986-87	0-2-1	0-3-1	0-5-2	19-29
1987-88	2-1-1	2-1-0	4-2-1	32-28
1988-89	3-0-0	1-2-1	4-2-1	32-26
1989-90	3-1-0	0-2-1	3-3-1	32-35
1990-91	2-1-0	3-1-0	5-2-0	33-23
1991-92	2-1-1	3-0-0	5-1-1	39-31
1992-93	2-2-0	2-1-0	4-3-0	26-21
1993-94	0-2-0	2-0-0	2-2-0	11-14
1994-95	2-0-0	1-1-0	3-1-0	16-10
1995-96	1-1-0	2-0-0	3-1-0	19-16
1996-97	1-1-0	1-1-0	2-2-0	12-14
1997-98	1-1-0	1-1-0	2-2-0	14-11
1998-99	1-2-0	1-1-0	2-3-0	12-20
1999-00	2-0-0	2-1-0	4-1-0	26-12
2000-01	2-1-0	0-2-0	2-3-0	17-17
2001-02	0-1-1	2-1-0	2-2-1	17-19
2002-03	1-2-0	0-2-0	1-4-0	13-22
2003-04	0-1-2	1-2-0	1-3-2	16-26
2004-05	No Season			
2005-06	2-0-2	2-0-2	4-0-4	32-18
2006-07	3-1-0	1-3-0	4-4-0	29-28
2007-08	3-1-0	2-2-0	5-3-0	22-21
2008-09	3-0-0	2-0-1	5-0-1	27-12
TOTALS	51-36-16	39-51-11	90-87-27	724-737

table of
contents

team
information

players

2008-09
season

opponents

history

playoff
history

media
information

2009-10
schedule

NEW YORK ISLANDERS vs. PITTSBURGH PENGUINS 2008-2009 REGULAR SEASON

at NEW YORK ISLANDERS		
Date	Score	W Goal
16 Feb '09 **	PIT 2 @ NYI 3	Jeff Tambellini
26 Nov '08	PIT 5 @ NYI 3	Evgeni Malkin
08 Nov '08 **	PIT 4 @ NYI 3	Petr Sykora

at PITTSBURGH PENGUINS		
Date	Score	W Goal
09 Apr '09	NYI 1 @ PIT 6	Pascal Dupuis
25 Feb '09	NYI 0 @ PIT 1	Petr Sykora
11 Dec '08	NYI 2 @ PIT 9	Petr Sykora

Individual Scoring

ISLANDERS									
Player	GP	G	A	P	+/-	PIM	PP	SH	
Doug Weight	4	2	3	5	-3	8	1	0	
Andy Hilbert	5	1	3	4	3	4	0	0	
Frans Nielsen	4	2	1	3	-2	0	1	0	
Mark Streit	6	1	2	3	-4	2	1	0	
Trent Hunter	4	1	2	3	-2	0	0	0	
Andy Sutton	3	1	2	3	-2	2	0	0	
Joshua Bailey	5	0	3	3	-5	2	0	0	
Bill Guerin	5	1	1	2	-4	18	1	0	
Sean Bergenheim	6	0	2	2	-2	0	0	0	
Richard Park	5	0	2	2	-2	0	0	0	
Tim Jackman	6	1	0	1	-4	6	0	0	
Chris Campoli	4	1	0	1	-2	2	0	0	
Kyle Okposo	3	0	1	1	-1	2	0	0	
Jeff Tambellini	5	0	0	0	-4	2	0	0	
Brendan Witt	5	0	0	0	-5	2	0	0	
Bruno Gervais	4	0	0	0	-4	4	0	0	
Radek Martinek	4	0	0	0	-4	0	0	0	
Jon Sim	4	0	0	0	-3	0	0	0	
Blake Comeau	3	0	0	0	-5	0	0	0	
Mitchell Fritz	3	0	0	0	0	5	0	0	
Jack Hillen	3	0	0	0	-2	0	0	0	
Thomas Pock	3	0	0	0	-3	0	0	0	
Mike Comrie	2	0	0	0	-1	0	0	0	
Freddy Meyer	2	0	0	0	-3	2	0	0	
Nate Thompson	2	0	0	0	-2	4	0	0	
Joe Callahan	1	0	0	0	0	0	0	0	
Jeremy Colliton	1	0	0	0	0	0	0	0	
Mike Iggy	1	0	0	0	-2	2	0	0	
Jesse Joensuu	1	0	0	0	-1	0	0	0	
Dean McAmmond	1	0	0	0	0	2	0	0	
Joel Rechlicz	1	0	0	0	0	0	0	0	
Mike Sillinger	1	0	0	0	-3	0	0	0	
Brett Skinner	1	0	0	0	1	2	0	0	

Power Play: 4-23 17.4% / Penalty Killing: 21-26 80.8%

PENGUINS									
Player	GP	G	A	P	+/-	PIM	PP	SH	
Evgeni Malkin	6	5	6	11	11	10	0	0	
Sidney Crosby	5	2	7	9	4	0	1	0	
Pascal Dupuis	6	4	1	5	4	2	0	0	
Petr Sykora	6	4	1	5	8	2	2	0	
Tyler Kennedy	5	3	1	4	3	0	0	0	
Matt Cooke	6	1	3	4	5	2	0	0	
Jordan Staal	6	1	3	4	1	0	0	0	
Miroslav Satan	5	1	3	4	2	0	1	0	
Rob Scuderi	6	0	4	4	7	2	0	0	
Philippe Boucher	3	2	1	3	4	8	0	0	
Brooks Orpik	6	1	2	3	8	2	0	0	
Alex Goligoski	3	0	3	3	4	2	0	0	
Sergei Gonchar	3	0	3	3	3	0	0	0	
Ruslan Fedotenko	6	0	2	2	2	4	0	0	
Kristopher Letang	6	0	2	2	3	0	0	0	
Michael Zigomanis	2	0	2	2	2	6	0	0	
Bill Guerin	1	1	0	1	1	0	0	0	
Ryan Whitney	1	1	0	1	-2	0	1	0	
Eric Godard	5	0	1	1	1	9	0	0	
Maxime Talbot	5	0	1	1	-3	2	0	0	
Craig Adams	1	0	1	1	1	0	0	0	
Mark Eaton	4	0	0	0	0	2	0	0	
Hal Gill	4	0	0	0	1	2	0	0	
Christopher Minard	2	0	0	0	0	0	0	0	
William Thomas	2	0	0	0	0	0	0	0	
Chris Kunitz	1	0	0	0	1	0	0	0	
Jeff Taffe	1	0	0	0	-1	0	0	0	
Tim Wallace	1	0	0	0	0	0	0	0	

Power Play: 5-26 19.2% / Penalty Killing: 19-23 82.6%

Goaltending

ISLANDERS								
Goalie	GP	Min	WLOT	GA	SA	SV	GAA	SV%
Joey MacDonald	5	269	1-3-1	19	154	135	4.24	.877
Yann Danis	2	99	0-1-0	6	47	41	3.65	.872

PENGUINS								
Goalie	GP	Min	WLOT	GA	SA	SV	GAA	SV%
John Curry	2	90	2-0-0	2	37	35	1.33	.946
Marc-Andre Fleury	2	125	1-0-1	2	51	49	0.96	.961
Mathieu Garon	1	60	1-0-0	1	29	28	1.00	.966
Dany Sabourin	2	94	1-0-0	6	36	30	3.81	.833

Goals by Period

ISLANDERS					
	1st	2nd	3rd	OT	Total
Goals	6	4	1	0	11

PENGUINS					
	1st	2nd	3rd	OT	Total
Goals	6	10	10	0	26

Shots by Period

ISLANDERS					
	1st	2nd	3rd	OT	Total
Shots	51	57	37	8	153

PENGUINS					
	1st	2nd	3rd	OT	Total
Shots	58	59	79	6	202

* - Overtime ** - Shootout



NEW YORK RANGERS

WEBSITE: newyorkrangers.com

RANGERS VS. PENS

2008-09 Record: 43-30-9; Fourth place, Atlantic Division, 12th overall

2009 Playoff Record: Lost to Washington, 4-3 in ECQF

2008-09 Top Scorer: Nik Antropov (28-31-59)

All-time scorer vs. Pittsburgh: Brian Leetch (72gp, 19-70-89)

All-time Pittsburgh scorer vs. Rangers: Mario Lemieux (70gp, 61-71-132)

Longest Rangers win streak vs. Pittsburgh:

5, Nov. 18, 1973-Nov. 24, 1974

Longest Pittsburgh win streak vs. Rangers:

6, Mar. 11, 2000-Mar. 2, 2001

Longest Rangers undefeated streak vs. Pittsburgh:

12, Jan. 7, 1970-Oct. 30, 1971 (8-0-4)

Longest Pittsburgh undefeated streak vs. Rangers:

9, Mar. 11, 2000-Jan. 5, 2002

Last Rangers win at home:

Jan. 5, 2009 (4-0) (0-0-0 since last win)

Last Pittsburgh win at home:

Mar. 28, 2009 (4-3) (0-0-0 since last win)

Last Rangers win at Pittsburgh:

Nov. 2007 (4-3 OT) (0-5-0 since last win)

Last Pittsburgh win at Rangers:

Mar. 1, 2007 (4-3 SO) (0-4-3 since last win)

Most goals by Rangers vs. Pittsburgh:

11, Nov. 25, 1992 (NY, 11-3)

Most goals by Pittsburgh vs. Rangers:

10, Apr. 9, 1993 (P, 10-4)

Most goals by both teams:

14, 3 times, last time – Oct. 14, 2000 (P, 8-6)

Last Rangers shutout vs. Pittsburgh:

Jan. 5, 2009 – Henrik Lundqvist

Last Pittsburgh shutout vs. Rangers:

Jan. 18, 2009 – Marc-Andre Fleury

Last Rangers hat-trick vs. Pittsburgh:

Nov. 15, 2005 – Jaromir Jagr

Last Pittsburgh hat-trick vs. Rangers:

Jan. 14, 2008 – Evgeni Malkin

Last Pittsburgh trade with Rangers:

Feb. 10, 2003 – Alexei Kovalev, Dan LaCouture, Janne Laukkanen and Mike Wilson to New York for Rico Fata, Mikael Samuelsson, Richard Lintner and Joe Bouchard

Overtime/shootout record vs. NY Rangers: 15-5-16

YEAR BY YEAR

YEAR	PIT	ROAD	TOTAL	GF/GA
1967-68	0-1-1	0-2-0	0-3-1	7-15
1968-69	1-2-0	0-3-0	1-5-0	16-27
1969-70	0-3-0	1-1-1	1-4-1	7-18
1970-71	0-3-0	0-2-1	0-5-1	7-24
1971-72	1-1-1	0-2-1	1-3-2	12-22
1972-73	1-1-0	1-2-0	2-3-0	16-24
1973-74	0-3-0	1-1-0	1-4-0	12-25
1974-75	1-1-0	1-1-0	2-2-0	22-20
1975-76	2-0-0	1-1-0	3-1-0	23-12
1976-77	0-1-1	2-0-0	2-1-1	12-8
1977-78	1-0-1	1-0-1	2-0-2	16-12
1978-79	1-1-0	1-1-0	2-2-0	15-7
1979-80	1-1-0	1-1-0	2-2-0	15-14
1980-81	1-1-0	1-0-1	2-1-1	17-14
1981-82	1-2-1	2-2-0	3-4-1	32-35
1982-83	1-2-1	0-3-0	1-5-1	19-34
1983-84	1-2-0	1-3-0	2-5-0	25-35
1984-85	2-2-0	1-2-0	3-4-0	29-34
1985-86	1-1-1	3-1-0	4-2-1	28-24
1986-87	1-2-1	1-1-1	2-3-2	23-26
1987-88	2-0-1	1-2-1	3-2-2	29-27
1988-89	2-1-1	1-2-0	3-3-1	32-32
1989-90	2-0-1	3-1-0	5-1-1	34-23
1990-91	2-2-0	2-1-0	4-3-0	32-28
1991-92	1-2-0	1-3-0	2-5-0	25-32
1992-93	2-1-0	3-1-0	5-2-0	31-24
1993-94	2-0-0	0-2-0	2-2-0	19-18
1994-95	2-0-0	1-0-0	3-0-0	13-10
1995-96	1-1-0	1-1-0	2-2-0	15-13
1996-97	0-2-0	0-2-0	0-4-0	8-26
1997-98	1-0-1	1-1-0	2-1-1	8-8
1998-99	0-0-2	1-1-1	1-1-3	10-14
1999-00	2-1-0	1-1-0	3-2-0	19-15
2000-01	2-0-0	2-0-1	4-0-1	28-19
2001-02	3-0-0	0-2-0	3-2-0	13-10
2002-03	1-1-0	2-1-0	3-2-0	16-6
2003-04	1-2-0	2-1-0	3-3-0	20-23
2004-05	No Season			
2005-06	2-2-0	1-3-0	3-5-0	18-30
2006-07	3-0-1	2-1-1	5-1-2	21-18
2007-08	3-0-1	0-3-1	3-3-2	16-21
2008-09	3-0-0	0-1-2	3-1-2	17-15
TOTALS	54-45-16	44-59-13	98-104-29	777-842

NEW YORK RANGERS vs. PITTSBURGH PENGUINS 2008-2009 REGULAR SEASON

at NEW YORK RANGERS		
Date	Score	W Goal
05 Jan '09	PIT 0 @ NYR 4	Nigel Dawes
03 Dec '08 **	PIT 2 @ NYR 3	Nikolai Zherdev
25 Oct '08 **	PIT 2 @ NYR 3	Fredrik Sjostrom

at PITTSBURGH PENGUINS		
Date	Score	W Goal
28 Mar '09	NYR 3 @ PIT 4	Sidney Crosby
28 Jan '09	NYR 2 @ PIT 6	Kristopher Letang
18 Jan '09	NYR 0 @ PIT 3	Christopher Minard

Individual Scoring

Player	RANGERS							
	GP	G	A	P	+/-	PIM	PP	SH
Scott Gomez	6	1	6	7	2	4	0	1
Nikolai Zherdev	6	3	1	4	0	6	0	0
Chris Drury	6	1	3	4	-1	6	0	0
Brandon Dubinsky	6	1	2	3	-3	2	0	0
Markus Naslund	6	1	2	3	0	2	1	0
Paul Mara	6	1	1	2	-3	2	1	0
Petr Prucha	5	1	1	2	-1	4	0	0
Nigel Dawes	4	1	1	2	-2	0	1	0
Wade Redden	6	0	2	2	0	6	0	0
Michal Rozsival	5	0	2	2	-2	2	0	0
Marc Staal	6	1	0	1	-2	6	0	0
Ryan Callahan	5	1	0	1	0	2	0	0
Nik Antropov	1	1	0	1	0	2	0	0
Daniel Girardi	6	0	1	1	1	2	0	0
Aaron Voros	4	0	1	1	-1	16	0	0
Sean Avery	1	0	1	1	-1	5	0	0
Derek Morris	1	0	1	1	0	2	0	0
Blair Betts	6	0	0	0	-2	2	0	0
Colton Orr	6	0	0	0	-2	41	0	0
Fredrik Sjostrom	6	0	0	0	-1	0	0	0
Dmitri Kalinin	5	0	0	0	-3	4	0	0
Lauri Korpikoski	4	0	0	0	-2	2	0	0
Michael Sauer	1	0	0	0	-2	0	0	0

Power Play: 3-23 13.0% / Penalty Killing: 29-31 93.5%

Player	PENGUINS							
	GP	G	A	P	+/-	PIM	PP	SH
Sidney Crosby	6	3	4	7	1	6	0	0
Petr Sykora	6	3	1	4	2	0	2	0
Jordan Staal	6	2	2	4	3	4	0	0
Kristopher Letang	6	2	1	3	-2	0	0	0
Tyler Kennedy	6	1	2	3	3	7	0	0
Ruslan Fedotenko	4	1	2	3	4	0	0	0
Evgeni Malkin	6	0	3	3	1	4	0	0
Rob Scuderi	6	0	3	3	0	0	0	0
Ryan Whitney	3	0	3	3	0	2	0	0
Mark Eaton	6	1	1	2	0	0	0	0
Matt Cooke	5	1	1	2	1	8	0	0
Maxime Talbot	5	1	1	2	-2	8	0	0
Christopher Minard	2	1	1	2	3	0	0	0
Darryl Sydor	1	1	0	1	2	0	0	0
Pascal Dupuis	5	0	1	1	0	2	0	0
Miroslav Satan	5	0	1	1	-1	2	0	0
Hal Gill	4	0	1	1	4	0	0	0
Brooks Orpik	4	0	1	1	0	8	0	0
Philippe Boucher	3	0	1	1	3	2	0	0
Alex Goligoski	2	0	1	1	1	0	0	0
Eric Godard	6	0	0	0	0	20	0	0
Paul Bissonnette	2	0	0	0	-1	2	0	0
Dustin Jeffrey	2	0	0	0	1	0	0	0
William Thomas	2	0	0	0	0	0	0	0
Michael Zigomanis	2	0	0	0	0	2	0	0
Sergei Gonchar	1	0	0	0	2	0	0	0
Bill Guerin	1	0	0	0	0	2	0	0
Chris Kunitz	1	0	0	0	-1	2	0	0

Power Play: 2-31 6.5% / Penalty Killing: 20-23 87.0%

Goaltending

Goalie	RANGERS							
	GP	Min	WLOT	GA	SA	SV	GAA	SV%
Henrik Lundqvist	6	369	3-3-0	17	171	154	2.77	.901

Goalie	PENGUINS							
	GP	Min	WLOT	GA	SA	SV	GAA	SV%
Marc-Andre Fleury	5	304	3-1-1	10	165	155	1.97	.939
Dany Sabourin	1	65	0-0-1	2	27	25	1.85	.926

Goals by Period

	RANGERS				
	1st	2nd	3rd	OT	Total
Goals	4	3	6	0	13

	PENGUINS				
	1st	2nd	3rd	OT	Total
Goals	7	4	6	0	17

Shots by Period

	RANGERS				
	1st	2nd	3rd	OT	Total
Shots	52	75	62	4	193

	PENGUINS				
	1st	2nd	3rd	OT	Total
Shots	61	54	49	7	171

* - Overtime ** - Shootout



OTTAWA SENATORS

WEBSITE: ottawasenators.com

SENATORS VS. PENS

2008-09 Record: 36-35-11; Fourth place, Northeast Division, 22nd overall

2009 Playoff Record: Did not qualify

2008-09 Top Scorer: Daniel Alfredsson (24-50-74)

All-time scorer vs. Pittsburgh: Daniel Alfredsson (51gp, 18-33-51)

All-time Pittsburgh scorer vs. Ottawa: Jaromir Jagr (36gp, 29-28-40)

Longest Ottawa win streak vs. Pittsburgh:

7, Jan. 22, 2004-Nov. 10, 2006

Longest Pittsburgh win streak vs. Ottawa:

14, Jan. 3, 1994-Apr. 11, 1996

Longest Ottawa undefeated streak vs. Pittsburgh:

8, Dec. 26, 2003-Nov. 10, 2006 (7-0-1)

Longest Pittsburgh undefeated streak vs. Ottawa:

16, Nov. 27, 1994-Apr. 11, 1996 (15-0-1)

Last Ottawa win at home:

Dec. 6, 2008 (3-2) (0-0-0 since last win)

Last Pittsburgh win at home:

Mar. 18, 2007 (3-2) (0-3-1 since last win)

Last Ottawa win at Pittsburgh:

Mar. 14, 2009 (4-3 SO) (0-0-0 since last win)

Last Pittsburgh win at Ottawa:

Oct. 4, 2008 (4-3 (OT)) (0-1-0 since last win)

Most goals by Ottawa vs. Pittsburgh:

7, Mar. 9, 2000 (O, 7-0); Feb. 2, 2006 (O, 7-2)

Most goals by Pittsburgh vs. Ottawa:

7, 4 times, last time – Nov. 2, 1996 (p, 7-3)

Most goals by both teams:

11, Nov. 22, 2007 (P, 6-5)

Last Ottawa shutout vs. Pittsburgh:

Feb. 12, 2003 (3-0) – Patrick Lalime

Last Pittsburgh shutout vs. Ottawa:

Nov. 26, 1999 (5-0) – Tom Barrasso

Last Ottawa hat-trick vs. Pittsburgh:

Dec. 6, 2008 – Jason Spezza

Last Pittsburgh hat-trick vs. Ottawa:

Oct. 16, 2001 – Toby Petersen

Last Pittsburgh trade with Ottawa:

Mar. 14, 2000 – Janne Laukkanen and Ron Tugnutt to Pittsburgh for Tom Barrasso

Overtime/shootout record vs. Ottawa: 6-1-10

YEAR BY YEAR

YEAR	PIT	ROAD	TOTAL	GF/GA
1992-93	2-0-0	1-1-0	3-1-0	20-9
1993-94	2-0-1	2-0-0	4-0-1	19-6
1994-95	2-0-0	2-0-0	4-0-0	18-12
1995-96	3-0-0	3-0-0	6-0-0	32-11
1996-97	3-0-0	1-1-1	4-1-1	24-15
1997-98	0-0-2	1-1-1	1-1-3	6-7
1998-99	1-1-0	1-0-1	2-1-1	13-12
1999-00	1-0-1	0-2-0	1-2-1	7-10
2000-01	1-1-0	1-0-1	2-1-1	14-11
2001-02	1-1-0	1-1-0	2-2-0	11-12
2002-03	0-2-0	1-1-0	1-3-0	7-13
2003-04	1-1-0	0-1-1	1-2-1	13-16
2004-05	No Season			
2005-06	0-2-0	0-2-0	0-4-0	9-21
2006-07	1-1-0	2-0-0	3-1-0	13-15
2007-08	0-1-1	1-1-0	1-2-1	13-18
2008-09	0-1-1	1-1-0	1-2-1	10-13
TOTALS	18-11-6	18-12-5	36-23-11	229-201

OTTAWA SENATORS vs. PITTSBURGH PENGUINS 2008-2009 REGULAR SEASON

at OTTAWA SENATORS		
Date	Score	W Goal
06 Dec '08	PIT 2 @ OTT 3	Jason Spezza
04 Oct '08 *	PIT 4 @ OTT 3	Tyler Kennedy

at PITTSBURGH PENGUINS		
Date	Score	W Goal
14 Mar '09 **	OTT 4 @ PIT 3	Mike Comrie
05 Oct '08	OTT 3 @ PIT 1	Dany Heatley

Individual Scoring

SENATORS									
Player	GP	G	A	P	+/-	PIM	PP	SH	
Jason Spezza	4	4	3	7	0	4	0	1	
Dany Heatley	4	3	3	6	0	8	3	0	
Filip Kuba	4	0	4	4	1	0	0	0	
Daniel Alfredsson	4	0	3	3	-2	0	0	0	
Jesse Winchester	4	0	2	2	0	2	0	0	
Shean Donovan	4	1	0	1	2	2	0	0	
Nick Foligno	4	1	0	1	-1	2	0	0	
Chris Phillips	4	1	0	1	1	10	0	0	
Antoine Vermette	3	1	0	1	0	2	0	0	
Chris Campoli	1	1	0	1	0	0	0	0	
Chris Kelly	4	0	1	1	2	2	0	0	
Chris Neil	4	0	1	1	1	9	0	0	
Jarkko Ruutu	4	0	1	1	1	4	0	0	
Anton Volchenkov	4	0	1	1	-1	0	0	0	
Dean McAmmond	2	0	1	1	1	2	0	0	
Brian Lee	3	0	0	0	1	0	0	0	
Alexandre Picard	3	0	0	0	2	0	0	0	
Jason Smith	3	0	0	0	0	0	0	0	
Brendan Bell	2	0	0	0	-1	0	0	0	
Mike Fisher	2	0	0	0	-1	2	0	0	
Christoph Schubert	2	0	0	0	1	2	0	0	
Cody Bass	1	0	0	0	0	0	0	0	
Mike Comrie	1	0	0	0	-1	2	0	0	
Ryan Shannon	1	0	0	0	-1	0	0	0	

Power Play: 3-18 16.7% / Penalty Killing: 19-21 90.5%

PENGUINS									
Player	GP	G	A	P	+/-	PIM	PP	SH	
Evgeni Malkin	4	2	2	4	2	0	0	2	
Sidney Crosby	4	1	3	4	1	2	0	0	
Jordan Staal	4	1	3	4	-1	2	1	0	
Tyler Kennedy	3	3	0	3	2	0	0	0	
Eric Godard	4	1	0	1	1	11	0	0	
Rob Scuderi	4	1	0	1	3	0	0	0	
Alex Goligoski	2	1	0	1	-1	0	1	0	
Matt Cooke	4	0	1	1	-4	0	0	0	
Pascal Dupuis	4	0	1	1	-1	4	0	0	
Mark Eaton	4	0	1	1	1	4	0	0	
Brooks Orpik	4	0	1	1	-1	2	0	0	
Miroslav Satan	3	0	1	1	1	0	0	0	
Ruslan Fedotenko	4	0	0	0	-2	6	0	0	
Hal Gill	4	0	0	0	2	2	0	0	
Kristopher Letang	4	0	0	0	-4	2	0	0	
Maxime Talbot	4	0	0	0	0	0	0	0	
Paul Bissonnette	2	0	0	0	-1	0	0	0	
Petr Sykora	2	0	0	0	0	0	0	0	
Sergei Gonchar	1	0	0	0	-1	4	0	0	
Bill Guerin	1	0	0	0	-1	0	0	0	
Chris Kunitz	1	0	0	0	-1	4	0	0	
Christopher Minard	1	0	0	0	-2	0	0	0	
Janne Pesonen	1	0	0	0	0	0	0	0	
Darryl Sydor	1	0	0	0	0	0	0	0	
Jeff Taffe	1	0	0	0	-1	2	0	0	
William Thomas	1	0	0	0	0	0	0	0	

Power Play: 2-21 9.5% / Penalty Killing: 15-18 83.3%

Goaltending

SENATORS									
Goalie	GP	Min	WLOT	GA	SA	SV	GAA	SV%	
Alex Auld	2	120	2-0-0	3	50	47	1.50	.940	
Brian Elliott	1	65	1-0-0	3	30	27	2.77	.900	
Martin Gerber	1	65	0-0-1	4	30	26	3.72	.867	

PENGUINS									
Goalie	GP	Min	WLOT	GA	SA	SV	GAA	SV%	
Marc-Andre Fleury	3	189	1-1-1	9	101	92	2.86	.911	
Dany Sabourin	1	59	0-1-0	3	31	28	3.03	.903	

Goals by Period

SENATORS					
	1st	2nd	3rd	OT	Total
Goals	2	6	4	0	12

PENGUINS					
	1st	2nd	3rd	OT	Total
Goals	2	4	3	1	10

Shots by Period

SENATORS					
	1st	2nd	3rd	OT	Total
Shots	38	40	39	15	132

PENGUINS					
	1st	2nd	3rd	OT	Total
Shots	33	47	26	4	110

* - Overtime ** - Shootout



PHILADELPHIA FLYERS

WEBSITE: philadelphiaflyers.com

FLYERS VS. PENS

2008-09 Record: 44-27-11; Third place, Atlantic Division, 9th overall

2009 Playoff Record: Lost to Pittsburgh, 4-2 in ECQF

2008-09 Top Scorer: Jeff Carter (46-38-84)

All-time scorer vs. Pittsburgh: Bobby Clarke (76gp, 44-64-108)

All-time Pittsburgh scorer vs. Philadelphia: Mario Lemieux (70gp, 51-73-124)

Longest Philadelphia win streak vs. Pittsburgh:

11, Dec. 12, 1982-Mar. 28, 1984

Longest Pittsburgh win streak vs. Philadelphia:

8, Oct. 5, 2006-Mar. 4, 2007

Longest Philadelphia undefeated streak vs. Pittsburgh:

13, Oct. 28, 1982-Mar. 28, 1984 (12-0-1)

Longest Pittsburgh undefeated streak vs. Philadelphia:

14, Mar. 26, 1991-Jan. 30, 1993 (10-0-4)

Last Philadelphia win at home:

Dec. 13, 2008 (6-3) (0-2-0 since last win)

Last Pittsburgh win at home:

Nov. 13, 2008 (5-4 SO) (0-1-0 since last win)

Last Philadelphia win at Pittsburgh:

Mar. 22, 2009 (3-1) (0-0-0 since last win)

Last Pittsburgh win at Philadelphia:

Feb. 21, 2009 (5-4) (0-0-0 since last win)

Most goals by Philadelphia vs. Pittsburgh:

12, Mar. 22, 1984 (Phi, 13-4)

Most goals by Pittsburgh vs. Philadelphia:

11, Nov. 16, 1993 (Pgh, 11-5)

Most goals by both teams:

17, Mar. 22, 1984 (Phi, 13-4)

Last Philadelphia shutout vs. Pittsburgh:

Apr. 6, 2008 (2-0) – Martin Biron

Last Pittsburgh shutout vs. Philadelphia:

Oct. 5, 2006 (4-0) – Marc-Andre Fleury

Last Philadelphia hat-trick vs. Pittsburgh:

Dec. 11, 2007 – R.J. Umberger

Last Pittsburgh hat-trick vs. Philadelphia:

Oct. 28, 2006 – Sidney Crosby

Last Pittsburgh trade with Philadelphia:

Kent Manderville to Pittsburgh for Billy Tibbets

Overtime/shootout record vs. Philadelphia: 8-9-14

YEAR BY YEAR

YEAR	PIT	ROAD	TOTAL	GF/GA
1967-68	2-0-3	2-3-0	4-3-3	20-12
1968-69	1-1-2	0-3-1	1-4-3	13-26
1969-70	3-0-1	2-1-1	5-1-2	27-21
1970-71	1-0-2	0-3-0	1-3-2	13-15
1971-72	3-0-0	0-2-1	3-2-1	17-20
1972-73	2-1-0	0-3-0	2-4-0	20-24
1973-74	1-1-0	1-2-0	2-3-0	15-22
1974-75	1-1-0	0-2-0	1-3-0	11-18
1975-76	0-1-1	0-2-0	0-3-1	13-22
1976-77	1-1-0	0-2-0	1-3-0	3-12
1977-78	0-2-0	0-1-1	0-3-1	7-26
1978-79	1-1-0	0-2-0	1-3-0	6-10
1979-80	0-2-0	0-1-1	0-3-1	9-15
1980-81	0-2-0	0-2-0	0-4-0	10-22
1981-82	2-1-1	0-4-0	2-5-1	30-38
1982-83	1-1-1	0-4-0	1-5-1	16-34
1983-84	0-4-0	0-3-0	0-7-0	21-46
1984-85	2-1-0	0-4-0	2-5-0	19-34
1985-86	0-3-1	0-3-0	0-6-1	16-29
1986-87	1-1-1	0-3-1	1-4-2	22-28
1987-88	2-2-0	0-3-0	2-5-0	24-23
1988-89	2-1-0	2-2-0	4-3-0	28-25
1989-90	2-2-0	1-2-0	3-4-0	24-29
1990-91	0-2-1	2-2-0	2-4-1	24-26
1991-92	3-0-1	2-0-1	5-0-2	36-19
1992-93	3-0-1	2-1-0	5-1-1	35-19
1993-94	1-0-1	1-1-0	2-1-1	21-13
1994-95	1-0-0	0-2-0	1-2-0	8-12
1995-96	2-0-0	0-2-0	2-2-0	20-18
1996-97	1-1-0	0-2-0	1-3-0	9-20
1997-98	2-0-0	0-2-0	2-2-0	14-14
1998-99	1-1-1	0-2-0	1-3-1	11-13
1999-00	0-1-1	0-3-0	0-4-1	12-20
2000-01	2-1-0	1-1-0	3-2-0	19-15
2001-02	1-0-1	0-3-0	1-3-1	12-15
2002-03	1-2-0	0-2-0	1-4-0	11-19
2003-04	0-1-2	1-1-1	1-2-3	14-18
2004-05	No Season			
2005-06	1-3-0	1-2-1	2-5-1	23-29
2006-07	4-0-0	4-0-0	8-0-0	40-21
2007-08	3-1-0	0-4-0	3-5-0	23-28
2008-09	2-1-0	2-1-0	4-2-0	21-21
TOTALS	56-43-22	24-88-9	80-131-31	737-891

PHILADELPHIA FLYERS vs. PITTSBURGH PENGUINS

2008-2009 REGULAR SEASON

at PHILADELPHIA FLYERS

Date	Score	W Goal
21 Feb '09	PIT 5 @ PHI 4	Sidney Crosby
13 Jan '09	PIT 4 @ PHI 2	Jordan Staal
13 Dec '08	PIT 3 @ PHI 6	Scott Hartnell

at PITTSBURGH PENGUINS

Date	Score	W Goal
22 Mar '09	PHI 3 @ PIT 1	Scott Hartnell
13 Nov '08 **	PHI 4 @ PIT 5	Alex Goligoski
14 Oct '08 *	PHI 2 @ PIT 3	Pascal Dupuis

Individual Scoring

FLYERS										PENGUINS									
Player	GP	G	A	P	+/-	PIM	PP	SH		Player	GP	G	A	P	+/-	PIM	PP	SH	
Jeff Carter	6	3	5	8	2	6	1	0		Sidney Crosby	6	4	5	9	1	4	1	0	
Mike Richards	6	2	5	7	2	4	0	1		Evgeni Malkin	6	3	4	7	-2	8	1	0	
Kimmo Timonen	6	0	7	7	-1	6	0	0		Ruslan Fedotenko	5	3	3	6	4	4	1	0	
Simon Gagne	6	4	2	6	3	0	1	2		Kristopher Letang	5	1	4	5	2	0	1	0	
Scott Hartnell	6	2	4	6	0	17	1	0		Petr Sykora	6	0	5	5	-3	0	0	0	
Mike Knuble	6	4	1	5	1	0	2	0		Pascal Dupuis	5	1	3	4	2	4	0	0	
Joffrey Lupul	6	4	1	5	-4	6	2	0		Matt Cooke	6	2	1	3	1	8	0	0	
Matthew Carle	5	0	4	4	0	0	0	0		Brooks Orpik	6	1	2	3	1	4	1	0	
Braydon Coburn	6	1	1	2	1	8	0	0		Tyler Kennedy	5	1	2	3	0	2	0	0	
Scottie Upshall	5	0	2	2	-1	4	0	0		Jordan Staal	6	2	0	2	0	4	0	0	
Darroll Powe	4	1	0	1	0	0	0	0		Eric Godard	6	1	1	2	2	22	0	0	
Andrew Alberts	6	0	1	1	0	4	0	0		Miroslav Satan	5	0	2	2	-7	2	0	0	
Ossi Vaananen	4	0	1	1	-1	4	0	0		Maxime Talbot	5	0	2	2	-2	2	0	0	
Daniel Briere	2	0	1	1	0	2	0	0		Michael Zigomanis	2	1	0	1	2	2	0	0	
Claude Giroux	2	0	1	1	0	0	0	0		Alex Goligoski	4	0	1	1	1	0	0	0	
Ryan Parent	2	0	1	1	-1	0	0	0		Sergei Gonchar	2	0	1	1	-1	6	0	0	
Arron Asham	6	0	0	0	0	7	0	0		Paul Bissonnette	1	0	1	1	1	5	0	0	
Riley Cote	5	0	0	0	-1	15	0	0		Jeff Taffe	1	0	1	1	0	0	0	0	
Glen Metropolit	5	0	0	0	-2	2	0	0		Rob Scuderi	6	0	0	0	-2	2	0	0	
Randy Jones	3	0	0	0	0	0	0	0		Mark Eaton	5	0	0	0	4	2	0	0	
Andreas Nodl	3	0	0	0	-4	0	0	0		Hal Gill	5	0	0	0	-2	2	0	0	
Luca Sbisa	3	0	0	0	0	2	0	0		Christopher Minard	2	0	0	0	1	0	0	0	
Daniel Carcillo	1	0	0	0	0	2	0	0		Ryan Whitney	2	0	0	0	2	0	0	0	
Steve Downie	1	0	0	0	-1	0	0	0		Philippe Boucher	1	0	0	0	0	2	0	0	
Steve Eminger	1	0	0	0	-1	0	0	0		Bill Guerin	1	0	0	0	-1	2	0	0	
Josh Gratton	1	0	0	0	0	0	0	0		Connor James	1	0	0	0	0	0	0	0	
Lasse Kukkonen	1	0	0	0	1	0	0	0		Dustin Jeffrey	1	0	0	0	0	0	0	0	

Power Play: 7-28 25.0% / Penalty Killing: 24-29 82.8%

Power Play: 5-29 17.2% / Penalty Killing: 21-28 75.0%

Goaltending

FLYERS										PENGUINS									
Goalie	GP	Min	WLOT	GA	SA	SV	GAA	SV%		Goalie	GP	Min	WLOT	GA	SA	SV	GAA	SV%	
Martin Biron	5	303	2-2-1	17	138	121	3.37	.877		Marc-Andre Fleury	5	284	3-1-0	14	129	115	2.96	.891	
Antero Niittymaki	1	65	0-0-1	3	28	25	2.78	.893		Dany Sabourin	2	85	1-1-0	6	38	32	4.24	.842	

Goals by Period

FLYERS						PENGUINS					
	1st	2nd	3rd	OT	Total		1st	2nd	3rd	OT	Total
Goals	5	10	6	0	21	Goals	2	11	6	1	20

Shots by Period

FLYERS						PENGUINS					
	1st	2nd	3rd	OT	Total		1st	2nd	3rd	OT	Total
Shots	48	57	58	5	168	Shots	51	64	45	6	166

* - Overtime ** - Shootout



PHOENIX COYOTES

Franchise played as Winnipeg Jets from 1979-80 to 1995-96

WEBSITE: phoenixcoyotes.com

COYOTES VS. PENS

2008-09 Record: 36-39-7; Fourth place, Pacific Division, 25th overall

2009 Playoff Record: Did not qualify

2008-09 Top Scorer: Shane Doan (31-42-73)

All-time scorer vs. Pittsburgh: Dale Hawerchuk (27gp, 18-31-31)

All-time Pittsburgh scorer vs. Phoenix: Mario Lemieux (26gp, 19-34-53)

Longest Phoenix win streak vs. Pittsburgh:

6, Jan. 12, 2000-Mar. 4, 2003

Longest Pittsburgh win streak vs. Phoenix:

9, Oct. 10, 1979-Dec. 2, 1981

Longest Phoenix undefeated streak vs. Pittsburgh:

6, Jan. 12, 2000-Mar. 4, 2003 (6-0-0)

Longest Pittsburgh undefeated streak vs. Phoenix:

9, Oct. 10, 1979-Dec. 2, 1981 (9-0-0)

Last Phoenix win at home:

Oct. 30, 2008 (4-1) (0-0-0 since last win)

Last Pittsburgh win at home:

Dec. 3, 2007 (3-1) (0-0-0 since last win)

Last Phoenix win at Pittsburgh:

Mar. 3, 2003 (4-1) (0-1-0 since last win)

Last Pittsburgh win at Phoenix:

Jan. 27, 2007 (7-2) (0-1-0 since last win)

Most goals by Phoenix vs. Pittsburgh:

7, Jan. 21, 1985 (Phx, 7-6); Jan. 20, 1989 (Phx, 7-3)

Most goals by Pittsburgh vs. Phoenix:

9, Dec. 18, 1990 (Pgh, 9-2); Mar. 5, 1996 (Pit, 9-4)

Most goals by both teams:

12, Jan. 21, 1985 (Phx, 7-6); Mar. 5, 1996 (Pgh, 9-4)

Last Phoenix shutout vs. Pittsburgh:

Jan. 28, 1992 (4-0) – Bob Essensa

Last Pittsburgh shutout vs. Phoenix:

Feb. 16, 1996 (1-0) – Tom Barrasso

Last Phoenix hat-trick vs. Pittsburgh:

Jan. 21, 1985 – Dale Hawerchuk

Last Pittsburgh hat-trick vs. Phoenix:

Mar. 5, 1996 – Petr Nedved (4)

Last Pittsburgh trade with Phoenix:

Feb. 27, 2007 – Georges Laraque to Pittsburgh for Daniel Carcillo and a third-round selection in the 2008 Entry Draft

Overtime/shootout record vs. Phoenix: 2-3-3

YEAR BY YEAR

YEAR	PIT	ROAD	TOTAL	GF/GA
1979-80	2-0-0	2-0-0	4-0-0	14-8
1980-81	2-0-0	2-0-0	4-0-0	18-14
1981-82	2-0-0	0-1-0	2-1-0	7-9
1982-83	1-0-0	0-2-0	1-2-0	13-14
1983-84	0-2-0	1-0-0	1-2-0	13-12
1984-85	0-1-0	1-1-0	1-2-0	14-16
1985-86	2-0-0	0-1-0	2-1-0	16-8
1986-87	0-1-0	1-1-0	1-2-0	9-10
1987-88	0-2-0	1-0-0	1-2-0	9-12
1988-89	1-0-0	1-1-0	2-1-0	13-12
1989-90	2-0-0	0-0-1	2-0-1	13-7
1990-91	1-0-0	1-1-0	2-1-0	17-12
1991-92	1-1-0	1-0-0	2-1-0	6-7
1992-93	1-0-0	0-1-0	1-1-0	7-5
1993-94	1-0-0	1-0-0	2-0-0	10-6
1994-95	Did Not Play			
1995-96	1-0-0	1-0-0	2-0-0	10-4
1996-97	1-0-0	0-0-1	1-0-1	9-6
1997-98	0-1-0	0-0-1	0-1-1	3-4
1998-99	1-0-0	0-1-0	1-1-0	7-6
1999-00	1-0-0	0-1-0	1-1-0	5-5
2000-01	0-0-0	0-1-0	0-1-0	4-5
2001-02	0-1-0	0-1-0	0-2-0	3-8
2002-03	0-1-0	0-1-0	0-2-0	3-9
2003-04	0-0-0	1-0-0	1-0-0	4-3
2004-05	No Season			
2005-06	Did Not Play			
2006-07	0-0-0	1-0-0	1-0-0	7-2
2007-08	1-0-0	0-0-0	1-0-0	3-1
2008-09	0-0-0	0-1-0	0-1-0	1-4
TOTALS	21-10-0	15-15-3	36-25-3	238-209

PHOENIX COYOTES vs. PITTSBURGH PENGUINS 2008-2009 REGULAR SEASON

at PHOENIX COYOTES

at PITTSBURGH PENGUINS

Date	Score	W Goal
30 Oct '08	PIT 1 @ PHX 4	Shane Doan

Date	Score	W Goal
	no games	

Individual Scoring

COYOTES								
Player	GP	G	A	P	+/-	PIM	PP	SH
Shane Doan	1	2	1	3	2	0	1	0
Zbynek Michalek	1	0	2	2	3	2	0	0
Steven Reinprecht	1	0	2	2	2	0	0	0
Olli Jokinen	1	1	0	1	2	0	0	0
Kevin Porter	1	1	0	1	1	0	0	0
Mikkel Boedker	1	0	1	1	1	0	0	0
Peter Mueller	1	0	1	1	1	0	0	0
Viktor Tikhonov	1	0	1	1	1	0	0	0
Daniel Carcillo	1	0	0	0	0	2	0	0
Todd Fedoruk	1	0	0	0	0	0	0	0
David Hale	1	0	0	0	0	2	0	0
Martin Hanzal	1	0	0	0	0	0	0	0
Ed Jovanovski	1	0	0	0	0	0	0	0
Ken Klee	1	0	0	0	0	0	0	0
Derek Morris	1	0	0	0	0	0	0	0
Kurt Sauer	1	0	0	0	2	2	0	0
Kyle Turris	1	0	0	0	0	0	0	0
Daniel Winnik	1	0	0	0	0	0	0	0

Power Play: 1-4 25.0% / Penalty Killing: 4-5 80.0%

PENGUINS								
Player	GP	G	A	P	+/-	PIM	PP	SH
Miroslav Satan	1	1	0	1	0	12	1	0
Ruslan Fedotenko	1	0	1	1	-1	0	0	0
Evgeni Malkin	1	0	1	1	-1	0	0	0
Matt Cooke	1	0	0	0	0	0	0	0
Sidney Crosby	1	0	0	0	-1	0	0	0
Mark Eaton	1	0	0	0	-2	2	0	0
Hal Gill	1	0	0	0	0	0	0	0
Eric Godard	1	0	0	0	0	0	0	0
Alex Goligoski	1	0	0	0	-2	0	0	0
Tyler Kennedy	1	0	0	0	-1	0	0	0
Kristopher Letang	1	0	0	0	-1	0	0	0
Christopher Minard	1	0	0	0	-1	0	0	0
Brooks Orpik	1	0	0	0	-2	2	0	0
Rob Scuderi	1	0	0	0	0	0	0	0
Jordan Staal	1	0	0	0	-1	2	0	0
Petr Sykora	1	0	0	0	-1	0	0	0
Maxime Talbot	1	0	0	0	-2	0	0	0
Michael Zigomanis	1	0	0	0	0	0	0	0

Power Play: 1-5 20.0% / Penalty Killing: 3-4 75.0%

Goaltending

COYOTES								
Goalie	GP	Min	WLOT	GA	SA	SV	GAA	SV%
Ilya Bryzgalov	1	60	1-0-0	1	28	27	1.00	.964

PENGUINS								
Goalie	GP	Min	WLOT	GA	SA	SV	GAA	SV%
Marc-Andre Fleury	1	60	0-1-0	3	29	26	3.01	.897

Goals by Period

COYOTES					
	1st	2nd	3rd	OT	Total
Goals	0	2	2	0	4

PENGUINS					
	1st	2nd	3rd	OT	Total
Goals	0	1	0	0	1

Shots by Period

COYOTES					
	1st	2nd	3rd	OT	Total
Shots	12	8	10	0	30

PENGUINS					
	1st	2nd	3rd	OT	Total
Shots	2	18	8	0	28

* - Overtime ** - Shootout



SAN JOSE SHARKS

WEBSITE: sanjoshesharks.com

SHARKS VS. PENS

2008-09 Record: 53-18-11; First place, Pacific Division, 1st overall

2009 Playoff Record: Defeated by Anaheim, 4-2 in WCQF

2008-09 Top Scorer: Joe Thornton (25-61-86)

All-time scorer vs. Pittsburgh: Owen Nolan (13gp, 6-9-15)

All-time Pittsburgh scorer vs. San Jose: Mario Lemieux (14gp, 17-32-49)

Longest San Jose win streak vs. Pittsburgh:

4, Dec. 2, 1999-Jan. 30, 2002

Longest Pittsburgh win streak vs. San Jose:

5, Dec. 5, 1991-Mar. 23, 1993

Longest San Jose undefeated streak vs. Pittsburgh:

6, Jan. 15, 1999-Jan. 30, 2002 (5-0-1)

Longest Pittsburgh undefeated streak vs. San Jose:

8, Dec. 5, 1991-Nov. 10, 1995 (6-0-2)

Last San Jose win at home:

Oct. 28, 2008 (2-1) (0-0-0 since last win)

Last Pittsburgh win at home:

Feb. 11, 2009 (2-1 SO) (0-0-0 since last win)

Last San Jose win at Pittsburgh:

Feb. 24, 2008 (2-1 SO) (0-1-0 since last win)

Last Pittsburgh win at San Jose:

Oct. 22, 1997 (5-2) (0-7-1 since last win)

Most goals by San Jose vs. Pittsburgh:

10, Jan. 13, 1996 (S, 10-8)

Most goals by Pittsburgh vs. San Jose:

10, Dec. 17, 1991 (P, 10-2)

Most goals by both teams:

18, Jan. 13, 1996 (S, 10-8)

Last San Jose shutout vs. Pittsburgh:

Nov. 29, 2001 – Evgeni Nabokov

Last Pittsburgh shutout vs. San Jose:

Dec. 13, 1996 – Patrick Lalime

Last San Jose hat-trick vs. Pittsburgh:

Jan. 13, 1996 – Ray Sheppard

Last Pittsburgh hat-trick vs. San Jose:

Nov. 10, 1995 – Ron Francis

Last Pittsburgh trade with San Jose:

July 20, 2006 – Nils Ekman and Patrick Ehelechner to Pittsburgh for second-round selection in the 2007 Entry Draft

Overtime/shootout record vs. San Jose: 1-0-4

YEAR BY YEAR

YEAR	PIT	ROAD	TOTAL	GF/GA
1991-92	1-0-0	2-0-0	3-0-0	25-5
1992-93	1-0-0	1-0-0	2-0-0	16-6
1993-94	0-0-1	0-0-1	0-0-2	5-5
1994-95	Did Not Play			
1995-96	0-1-0	1-0-0	1-1-0	17-11
1996-97	1-0-0	1-0-0	2-0-0	7-1
1997-98	0-1-0	1-0-0	1-1-0	7-5
1998-99	0-0-0	0-1-0	0-1-0	2-3
1999-00	0-1-0	0-0-1	0-1-1	3-6
2000-01	0-0-0	0-1-0	0-1-0	2-3
2001-02	0-1-0	0-1-0	0-2-0	3-11
2002-03	1-0-0	0-1-0	1-1-0	6-6
2003-04	0-0-0	0-1-0	0-1-0	2-4
2004-05	No Season			
2005-06	Did Not Play			
2006-07	0-0-0	0-1-0	0-1-0	2-3
2007-08	0-0-1	0-0-0	0-0-1	1-1
2008-09	1-0-0	0-1-0	1-1-0	3-3
TOTALS	5-4-2	6-7-2	11-11-4	101-73

[table of contents](#)
[team information](#)
[players](#)
[2008-09 season](#)
[opponents](#)
[history](#)
[playoff history](#)
[media information](#)
[2009-10 schedule](#)

SAN JOSE SHARKS vs. PITTSBURGH PENGUINS 2008-2009 REGULAR SEASON

at SAN JOSE SHARKS

at PITTSBURGH PENGUINS

Date	Score	W Goal
28 Oct '08	PIT 1 @ SJS 2	Mike Grier

Date	Score	W Goal
11 Feb '09 **	SJS 1 @ PIT 2	Sidney Crosby

Individual Scoring

Player	SHARKS							
	GP	G	A	P	+/-	PIM	PP	SH
Joe Pavelski	2	2	0	2	1	0	0	1
Milan Michalek	2	0	2	2	1	0	0	0
Mike Grier	2	1	0	1	1	0	0	0
Dan Boyle	2	0	1	1	3	0	0	0
Ryane Clowe	2	0	1	1	1	4	0	0
Christian Ehrhoff	2	0	1	1	1	0	0	0
Rob Blake	2	0	0	0	-2	6	0	0
Jonathan Cheechoo	2	0	0	0	-1	0	0	0
Patrick Marleau	2	0	0	0	1	0	0	0
Jamie McGinn	2	0	0	0	0	0	0	0
Douglas Murray	2	0	0	0	0	0	0	0
Tomas Plihal	2	0	0	0	0	0	0	0
Devin Setoguchi	2	0	0	0	-1	0	0	0
Joe Thornton	2	0	0	0	-1	0	0	0
Marc-Edouard Vlasic	2	0	0	0	-1	0	0	0
Claude Lemieux	1	0	0	0	0	0	0	0
Brad Lukowich	1	0	0	0	1	0	0	0
Jeremy Roenick	1	0	0	0	0	0	0	0
Alexei Semenov	1	0	0	0	0	0	0	0
Jody Shelley	1	0	0	0	0	5	0	0
Ryan Vesce	1	0	0	0	-1	0	0	0

Power Play: 0-7 0.0% / Penalty Killing: 5-5 100.0%

Player	PENGUINS							
	GP	G	A	P	+/-	PIM	PP	SH
Ruslan Fedotenko	1	1	0	1	1	2	0	0
William Thomas	1	1	0	1	1	0	0	0
Sidney Crosby	2	0	1	1	0	2	0	0
Evgeni Malkin	2	0	1	1	-1	2	0	0
Miroslav Satan	2	0	1	1	0	2	0	0
Jordan Staal	2	0	1	1	1	2	0	0
Matt Cooke	2	0	0	0	-1	2	0	0
Pascal Dupuis	2	0	0	0	-1	2	0	0
Mark Eaton	2	0	0	0	1	0	0	0
Eric Godard	2	0	0	0	0	5	0	0
Tyler Kennedy	2	0	0	0	-1	0	0	0
Kristopher Letang	2	0	0	0	2	0	0	0
Brooks Orpik	2	0	0	0	0	0	0	0
Rob Scuderi	2	0	0	0	-1	0	0	0
Petr Sykora	2	0	0	0	-2	0	0	0
Paul Bissonnette	1	0	0	0	0	0	0	0
Luca Caputi	1	0	0	0	0	0	0	0
Hal Gill	1	0	0	0	-1	0	0	0
Alex Goligoski	1	0	0	0	-1	0	0	0
Darryl Sydor	1	0	0	0	-1	0	0	0
Maxime Talbot	1	0	0	0	0	0	0	0
Ryan Whitney	1	0	0	0	0	0	0	0
Michael Zigomanis	1	0	0	0	0	0	0	0

Power Play: 0-5 0.0% / Penalty Killing: 7-7 100.0%

Goaltending

Goalie	SHARKS							
	GP	Min	WLOT	GA	SA	SV	GAA	SV%
Evgeni Nabokov	1	60	1-0-0	1	11	10	1.00	.909
Brian Boucher	1	65	0-0-1	1	36	35	0.92	.972

Goalie	PENGUINS							
	GP	Min	WLOT	GA	SA	SV	GAA	SV%
Marc-Andre Fleury	1	65	1-0-0	1	37	36	0.92	.973
Dany Sabourin	1	59	0-1-0	2	34	32	2.03	.941

Goals by Period

	SHARKS				
	1st	2nd	3rd	OT	Total
Goals	1	0	2	0	3

	PENGUINS				
	1st	2nd	3rd	OT	Total
Goals	0	1	1	0	2

Shots by Period

	SHARKS				
	1st	2nd	3rd	OT	Total
Shots	21	25	23	2	71

	PENGUINS				
	1st	2nd	3rd	OT	Total
Shots	14	15	17	1	47

* - Overtime ** - Shootout



ST. LOUIS BLUES

WEBSITE: stlouisblues.com

BLUES VS. PENS

2008-09 Record: 41-31-10; Third place, Central Division, 15th overall

2009 Playoff Record: Lost to Vancouver, 4-0 in WCQF

2008-09 Top Scorer: Brad Boyes (33-39-72)

All-time scorer vs. Pittsburgh: Bernie Federko (41gp, 20-36-56)

All-time Pittsburgh scorer vs. St. Louis: Mario Lemieux (26gp, 25-33-56)

Longest St. Louis win streak vs. Pittsburgh:

5, Jan. 2, 1973-Dec. 28, 1973; Dec. 5, 1981-Oct. 4, 1983

Longest Pittsburgh win streak vs. St. Louis:

4, Feb. 3, 1972-Nov. 22, 1972; Jan. 26, 1998-Jan. 19, 2000

Longest St. Louis undefeated streak vs. Pittsburgh:

13, Oct. 28, 1982-Mar. 28, 1984 (12-0-1)

Longest Pittsburgh undefeated streak vs. St. Louis:

4, 3 times, last time – Jan. 26, 1998-Jan. 19, 2000 (4-0-0)

Last St. Louis win at home:

Dec. 13, 2005 (3-0) (0-1-0 since last win)

Last Pittsburgh win at home:

Feb. 22, 2003 (2-1 OT) (0-1-0 since last win)

Last St. Louis win at Pittsburgh:

Dec. 19, 2006 (4-1) (0-0-0 since last win)

Last Pittsburgh win at St. Louis:

Nov. 1, 2008 (6-3) (0-0-0 since last win)

Most goals by St. Louis vs. Pittsburgh:

9, Jan. 31, 1968 (S, 9-4); Oct. 18, 1989 (S, 9-3)

Most goals by Pittsburgh vs. St. Louis:

10, Nov. 22, 192 (P, 10-4)

Most goals by both teams:

14, Nov. 22, 1972 (P, 10-4)

Last St. Louis shutout vs. Pittsburgh:

Dec. 13, 2005 (3-0) – Curtis Sanford

Last Pittsburgh shutout vs. St. Louis:

Dec. 19, 1996 (4-0) – Ken Wregget

Last St. Louis hat-trick vs. Pittsburgh:

Oct. 18, 1989 – Brett Hull

Last Pittsburgh hat-trick vs. St. Louis:

Dec. 19m 1996 – Mario Lemieux

Last Pittsburgh trade with St. Louis:

Dec. 9, 2005 – Eric Boguniecki to Pittsburgh for Steve Poapst

Overtime/shootout record vs. St. Louis: 1-2-6

YEAR BY YEAR

YEAR	PIT	ROAD	TOTAL	GF/GA
1967-68	2-3-0	2-3-0	4-6-0	25-33
1968-69	2-2-0	1-2-1	3-4-1	15-16
1969-70	1-1-2	0-4-0	1-5-2	11-28
1970-71	0-1-2	0-2-1	0-3-3	13-16
1971-72	1-2-0	2-1-0	3-3-0	17-13
1972-73	2-0-0	1-2-0	3-2-0	25-20
1973-74	1-1-1	1-2-0	2-3-1	19-19
1974-75	1-0-1	0-1-1	1-1-2	11-13
1975-76	1-1-0	1-1-0	2-2-0	17-14
1976-77	2-0-0	1-1-0	3-1-0	17-13
1977-78	1-0-1	1-1-0	2-1-1	13-11
1978-79	1-0-1	1-1-0	2-1-1	16-16
1979-80	1-1-0	0-1-1	1-2-1	12-14
1980-81	2-0-0	0-2-0	2-2-0	19-19
1981-82	1-0-0	0-2-0	1-2-0	9-10
1982-83	0-2-0	0-1-0	0-3-0	11-16
1983-84	0-0-1	0-2-0	0-2-1	7-11
1984-85	1-1-0	0-1-0	1-2-0	10-15
1985-86	0-1-0	2-0-0	2-1-0	16-11
1986-87	1-0-1	0-0-1	1-0-2	13-12
1987-88	0-1-0	0-2-0	0-3-0	10-22
1988-89	1-0-1	0-1-0	1-1-1	15-9
1989-90	0-1-0	0-2-0	0-3-0	10-16
1990-91	1-1-0	0-1-0	1-2-0	9-10
1991-92	1-0-0	0-1-0	1-1-0	5-7
1992-93	1-0-0	0-1-0	1-1-0	12-10
1993-94	0-0-1	0-0-1	0-0-2	6-6
1994-95	Did Not Play			
1995-96	1-0-0	0-1-0	1-1-0	10-7
1996-97	1-0-0	1-0-0	2-0-0	8-2
1997-98	1-0-0	0-1-0	1-1-0	5-6
1998-99	1-0-0	1-0-0	2-0-0	6-4
1999-00	1-0-0	0-0-0	1-0-0	3-1
2000-01	1-0-0	0-1-0	1-1-0	8-7
2001-02	0-1-0	0-1-0	0-2-0	2-6
2002-03	1-0-0	0-0-0	1-0-0	2-1
2003-04	0-0-0	0-1-0	0-1-0	2-3
2004-05	No Season			
2005-06	0-0-0	0-1-0	0-1-0	0-3
2006-07	0-1-0	0-0-0	0-1-0	1-4
2007-08	Did Not Play			
2008-09	0-0-0	1-0-0	1-0-0	6-3
TOTALS	32-21-12	16-44-6	48-65-18	416-447

ST LOUIS BLUES vs. PITTSBURGH PENGUINS 2008-2009 REGULAR SEASON

at ST LOUIS BLUES

at PITTSBURGH PENGUINS

Date	Score	W Goal
01 Nov '08	PIT 6 @ STL 3	Tyler Kennedy

Date	Score	W Goal
	no games	

Individual Scoring

Player	BLUES							
	GP	G	A	P	+/-	PIM	PP	SH
Paul Kariya	1	0	2	2	1	0	0	0
David Perron	1	0	2	2	1	0	0	0
Patrik Berglund	1	1	0	1	1	0	0	0
Barret Jackman	1	1	0	1	-2	0	0	0
T.J. Oshie	1	1	0	1	1	0	0	0
David Backes	1	0	1	1	0	2	0	0
Jay McClement	1	0	1	1	-1	0	0	0
Brad Boyes	1	0	0	0	-3	0	0	0
Eric Brewer	1	0	0	0	-1	4	0	0
Dan Hinote	1	0	0	0	-1	0	0	0
Cam Janssen	1	0	0	0	-2	0	0	0
Andy McDonald	1	0	0	0	-2	0	0	0
Jay McKee	1	0	0	0	1	2	0	0
Alex Pietrangolo	1	0	0	0	0	0	0	0
Roman Polak	1	0	0	0	1	0	0	0
Lee Stempniak	1	0	0	0	-2	0	0	0
Keith Tkachuk	1	0	0	0	-2	2	0	0
Steve Wagner	1	0	0	0	-1	0	0	0

Power Play: 0-3 0.0% / Penalty Killing: 4-5 80.0%

Player	PENGUINS							
	GP	G	A	P	+/-	PIM	PP	SH
Miroslav Satan	1	1	2	3	3	0	0	0
Tyler Kennedy	1	1	1	2	2	0	0	0
Evgeni Malkin	1	1	1	2	-1	0	1	0
Sidney Crosby	1	0	2	2	2	0	0	0
Alex Goligoski	1	1	0	1	0	0	0	0
Jordan Staal	1	1	0	1	3	0	0	0
Maxime Talbot	1	1	0	1	3	2	0	0
Matt Cooke	1	0	1	1	0	0	0	0
Hal Gill	1	0	1	1	-1	2	0	0
Kristopher Letang	1	0	1	1	3	0	0	0
Brooks Orpik	1	0	1	1	3	2	0	0
Darryl Sydor	1	0	1	1	0	0	0	0
Petr Sykora	1	0	1	1	-2	2	0	0
Eric Godard	1	0	0	0	-1	0	0	0
Christopher Minard	1	0	0	0	-1	0	0	0
Janne Pesonen	1	0	0	0	-1	0	0	0
Rob Scuderi	1	0	0	0	-1	0	0	0
Michael Zigomanis	1	0	0	0	-1	0	0	0

Power Play: 1-5 20.0% / Penalty Killing: 3-3 100.0%

Goaltending

Goalie	BLUES							
	GP	Min	WLOT	GA	SA	SV	GAA	SV%
Chris Mason	1	58	0-1-0	5	27	22	5.21	.815

Goalie	PENGUINS							
	GP	Min	WLOT	GA	SA	SV	GAA	SV%
Marc-Andre Fleury	1	60	1-0-0	3	22	19	3.01	.864

Goals by Period

	BLUES				
	1st	2nd	3rd	OT	Total
Goals	2	0	1	0	3

	PENGUINS				
	1st	2nd	3rd	OT	Total
Goals	1	3	2	0	6

Shots by Period

	BLUES				
	1st	2nd	3rd	OT	Total
Shots	4	6	12	0	22

	PENGUINS				
	1st	2nd	3rd	OT	Total
Shots	8	10	10	0	28

* - Overtime ** - Shootout



TAMPA BAY LIGHTNING

WEBSITE: tampabaylightning.com

LIGHTNING VS. PENS

2008-09 Record: 24-40-18; Fifth place, Southeast Division, 29th overall

2009 Playoff Record: Did not qualify

2008-09 Top Scorer: Martin St. Louis (30-50-80)

All-time scorer vs. Pittsburgh: Vincent Lecavalier (39gp, 23-12-35)

All-time Pittsburgh scorer vs. Tampa Bay:

Jaromir Jagr (33gp, 20-19-39); Mario Lemieux (18gp, 11-28-39);

Longest Tampa Bay win streak vs. Pittsburgh:

12, Nov. 8, 2003-Feb. 27, 2007

Longest Pittsburgh win streak vs. Tampa Bay:

5, Dec. 11, 1993-Feb. 4, 1995

Longest Tampa Bay undefeated streak vs. Pittsburgh:

12, Nov. 8, 2003-Feb. 27, 2007 (12-0-0)

Longest Pittsburgh undefeated streak vs. Tampa Bay:

5, Dec. 11, 1993-Feb. 4, 1995 (5-0-0)

Last Tampa Bay win at home:

Feb. 25, 2007 (5-1) (0-4-0 since last win)

Last Pittsburgh win at home:

Feb. 4, 2009 (4-3 OT) (0-0-0 since last win)

Last Tampa Bay win at Pittsburgh:

Dec. 23, 2008 (2-0) (0-1-0 since last win)

Last Pittsburgh win at Tampa Bay:

Apr. 7, 2009 (6-4) (0-0-0 since last win)

Most goals by Tampa Bay vs. Pittsburgh:

9, Nov. 8, 2003 (TB, 9-0)

Most goals by Pittsburgh vs. Tampa Bay:

10, Nov. 1, 1995 (P, 10-0)

Most goals by both teams:

11, Dec. 21, 1993 (P, 8-3); Nov. 6, 1999 (TB, 7-4)

Last Tampa Bay shutout vs. Pittsburgh:

Dec. 23, 2008 (2-0) – Mike Smith

Last Pittsburgh shutout vs. Tampa Bay:

Mar. 4, 2008 (2-0) – Marc-Andre Fleury

Last Tampa Bay hat-trick vs. Pittsburgh:

Nov. 8, 2003 – Vincent Lecavalier

Last Pittsburgh hat-trick vs. Tampa Bay:

Nov. 8, 2006 – Nils Ekman

Last Pittsburgh trade with Tampa Bay:

June 28, 2008 – Rights for Ryan Malone and Gary Roberts to Tampa Bay for a third-round selection in the 2009 NHL Entry Draft

Overtime/shootout record vs. Tampa Bay: 3-2-8

YEAR BY YEAR

YEAR	PIT	ROAD	TOTAL	GF/GA
1992-93	0-0-1	1-0-0	1-0-1	8-7
1993-94	2-0-0	1-1-0	3-1-0	18-10
1994-95	1-1-0	1-0-0	2-1-0	13-10
1995-96	2-0-0	1-1-0	3-1-0	18-9
1996-97	1-1-0	0-1-1	1-2-1	18-16
1997-98	1-0-1	2-0-0	3-0-1	14-4
1998-99	2-0-0	2-1-0	4-1-0	15-10
1999-00	1-1-0	0-2-0	1-3-0	10-14
2000-01	2-0-0	0-1-1	2-1-1	9-10
2001-02	2-0-0	0-2-0	2-2-0	11-9
2002-03	1-0-1	1-1-0	2-1-1	12-12
2003-04	0-2-0	0-2-0	0-4-0	4-23
2004-05	No Season			
2005-06	0-1-1	0-2-0	0-3-1	6-12
2006-07	0-0-2	0-2-0	0-2-2	8-14
2007-08	1-1-0	2-0-0	3-1-0	10-6
2008-09	1-1-0	2-0-0	3-1-0	13-10
TOTALS	17-8-6	13-16-2	30-24-8	187-176

[table of contents](#)
[team information](#)
[players](#)
[2008-09 season](#)
[opponents](#)
[history](#)
[playoff history](#)
[media information](#)
[2009-10 schedule](#)

TAMPA BAY LIGHTNING vs. PITTSBURGH PENGUINS 2008-2009 REGULAR SEASON

at TAMPA BAY LIGHTNING

Date	Score	W Goal
07 Apr '09	PIT 6 @ TBL 4	Petr Sykora
03 Mar '09	PIT 3 @ TBL 1	Chris Kunitz

at PITTSBURGH PENGUINS

Date	Score	W Goal
04 Feb '09 *	TBL 3 @ PIT 4	Evgeni Malkin
23 Dec '08	TBL 2 @ PIT 0	Matt Pettinger

Individual Scoring

Player	LIGHTNING									
	GP	G	A	P	+/-	PIM	PP	SH		
Paul Szczechura	3	2	2	4	3	2	1	0		
Martin St. Louis	4	2	1	3	-1	0	0	0		
Vincent Lecavalier	3	1	2	3	2	2	0	0		
Mark Recchi	2	0	3	3	1	4	0	0		
Jeff Halpern	4	2	0	2	0	2	0	1		
Ryan Malone	4	1	1	2	1	4	0	0		
Vaclav Prospal	4	1	1	2	3	2	0	0		
Matt Pettinger	3	1	0	1	0	2	0	0		
Lukas Krajicek	4	0	1	1	-1	2	0	0		
Steven Stamkos	4	0	1	1	-3	4	0	0		
Steve Eminger	3	0	1	1	-1	2	0	0		
Paul Ranger	2	0	1	1	2	0	0	0		
Brandon Bochenski	1	0	1	1	-1	0	0	0		
Jussi Jokinen	1	0	1	1	0	0	0	0		
Martins Karsums	1	0	1	1	0	0	0	0		
Evgeny Artyukhin	4	0	0	0	1	5	0	0		
Adam Hall	4	0	0	0	-2	2	0	0		
David Koci	3	0	0	0	-1	22	0	0		
Matt Smaby	3	0	0	0	1	2	0	0		
Andrej Meszaros	2	0	0	0	2	0	0	0		
Cory Murphy	2	0	0	0	-1	4	0	0		
Ryan Craig	1	0	0	0	0	0	0	0		
Steve Downie	1	0	0	0	-1	0	0	0		
Jamie Heward	1	0	0	0	0	0	0	0		
Zenon Konopka	1	0	0	0	-1	0	0	0		
Matt Lashoff	1	0	0	0	-1	0	0	0		
Marek Malik	1	0	0	0	0	0	0	0		
Josef Melichar	1	0	0	0	0	0	0	0		
Vladimir Mihalik	1	0	0	0	0	0	0	0		
Gary Roberts	1	0	0	0	-2	2	0	0		
Brandon Segal	1	0	0	0	0	0	0	0		
Noah Welch	1	0	0	0	0	0	0	0		

Power Play: 1-16 6.2% / Penalty Killing: 14-18 77.8%

Player	PENGUINS									
	GP	G	A	P	+/-	PIM	PP	SH		
Evgeni Malkin	4	2	4	6	-1	2	0	0		
Petr Sykora	4	2	2	4	-1	2	1	0		
Chris Kunitz	2	2	2	4	-1	2	1	0		
Jordan Staal	4	1	3	4	4	0	0	0		
Sidney Crosby	3	2	1	3	-5	0	2	0		
Matt Cooke	4	2	0	2	3	2	0	0		
Ruslan Fedotenko	3	1	1	2	0	0	0	0		
Pascal Dupuis	4	0	2	2	0	2	0	0		
Tyler Kennedy	3	0	2	2	2	0	0	0		
Mark Eaton	4	1	0	1	0	0	0	0		
Brooks Orpik	4	0	1	1	2	6	0	0		
Maxime Talbot	4	0	1	1	-1	6	0	0		
Kristopher Letang	3	0	1	1	0	0	0	0		
Eric Godard	4	0	0	0	-1	10	0	0		
Rob Scuderi	4	0	0	0	-1	2	0	0		
Hal Gill	3	0	0	0	1	6	0	0		
Miroslav Satan	3	0	0	0	-1	2	0	0		
Sergei Gonchar	2	0	0	0	-1	2	0	0		
Tim Wallace	2	0	0	0	0	0	0	0		
Ryan Whitney	2	0	0	0	1	2	0	0		
Philippe Boucher	1	0	0	0	-1	2	0	0		
Luca Caputi	1	0	0	0	1	0	0	0		
Alex Goligoski	1	0	0	0	-1	0	0	0		
Bill Guerin	1	0	0	0	0	5	0	0		
Jeff Taffe	1	0	0	0	0	0	0	0		
William Thomas	1	0	0	0	0	0	0	0		

Power Play: 4-18 22.2% / Penalty Killing: 15-16 93.8%

Goaltending

Goalie	LIGHTNING							
	GP	Min	WLOT	GA	SA	SV	GAA	SV%
Mike Smith	1	60	1-0-0	0	15	15	0.00	1.000
Mike McKenna	1	65	0-0-1	4	35	31	3.72	.886
Karri Ramo	2	118	0-2-0	8	63	55	4.08	.873

Goalie	PENGUINS							
	GP	Min	WLOT	GA	SA	SV	GAA	SV%
Marc-Andre Fleury	4	243	3-1-0	10	123	113	2.47	.919

Goals by Period

	LIGHTNING				
	1st	2nd	3rd	OT	Total
Goals	2	3	5	0	10

	PENGUINS				
	1st	2nd	3rd	OT	Total
Goals	2	4	6	1	13

Shots by Period

	LIGHTNING				
	1st	2nd	3rd	OT	Total
Shots	44	35	42	2	123

	PENGUINS				
	1st	2nd	3rd	OT	Total
Shots	30	48	31	5	114

* - Overtime ** - Shootout



TORONTO MAPLE LEAFS

WEBSITE: torontomapleleafs.com

MAPLE LEAFS VS. PENS

2008-09 Record: 34-35-13; Fifth Place, Northeast Division, 24th overall

2009 Playoff Record: Did not qualify

2008-09 Top Scorer: Jason Blake (25-38-63)

All-time scorer vs. Pittsburgh: Darryl Sittler (53gp, 29-37-66)

All-time Pittsburgh scorer vs. Toronto: Mario Lemieux (33gp, 31-40-71)

Longest Toronto win streak vs. Pittsburgh:
5, Dec. 10, 2002-Feb. 16, 2004

Longest Pittsburgh win streak vs. Toronto:
6, Dec. 30, 1974-Feb. 19, 1976

Longest Toronto undefeated streak vs. Pittsburgh:
8, Jan. 13, 1968-Mar. 1, 1969 (4-0-4)

Longest Pittsburgh undefeated streak vs. Toronto:
6, Dec. 30, 1974-Feb. 19, 1976 (6-0-0)

Last Toronto win at home:
Feb. 14, 2009 (6-2) (0-0-0 since last win)

Last Pittsburgh win at home:
Oct. 18, 2008 (4-1) (0-1-0 since last win)

Last Toronto win at Pittsburgh:
Dec. 20, 2008 (7-3) (0-0-0 since last win)

Last Pittsburgh win at Toronto:
Oct. 13, 2007 (6-4) (0-3-0 since last win)

Most goals by Toronto vs. Pittsburgh:
9, Jan. 7, 1980 (T, 9-5)

Most goals by Pittsburgh vs. Toronto:
12, Dec. 26, 1991 (P, 12-1)

Most goals by both teams:
15, Feb. 21, 1991 (P, 11-4)

Last Toronto shutout vs. Pittsburgh:
Mar. 19, 2006 (1-0) – Mikael Tellqvist

Last Pittsburgh shutout vs. Toronto:
Dec. 4, 2001 (1-0) – Johan Hedberg

Last Toronto hat-trick vs. Pittsburgh:
Mar. 5, 1980 – Darryl Sittler

Last Pittsburgh hat-trick vs. Toronto:
Jan. 3, 2008 – Evgeni Malkin

Last Pittsburgh trade with Toronto:
Hal Gill to Pittsburgh from Toronto for a 2008 second-round draft choice and a 2009 fifth-round draft choice.

Overtime/shootout record vs. Toronto: 2-5-3

YEAR BY YEAR

YEAR	PIT	ROAD	TOTAL	GF/GA
1967-68	1-0-1	1-1-0	2-1-1	9-14
1968-69	0-2-1	0-1-2	0-3-3	11-19
1969-70	1-0-2	1-2-0	2-2-2	14-19
1970-71	2-1-0	0-2-1	2-3-1	18-18
1971-72	1-2-0	1-2-0	2-4-0	13-14
1972-73	2-1-0	0-1-1	2-2-1	18-17
1973-74	0-2-0	1-1-1	1-3-1	13-20
1974-75	2-0-0	2-1-0	4-1-0	31-21
1975-76	3-0-0	1-1-0	4-1-0	32-18
1976-77	1-1-0	1-0-2	2-1-2	19-16
1977-78	1-2-0	2-0-0	3-2-0	17-22
1978-79	1-1-0	0-2-0	1-3-0	10-19
1979-80	1-1-0	1-1-0	2-2-0	18-20
1980-81	1-1-0	0-1-1	1-2-1	15-16
1981-82	0-1-1	0-0-1	0-1-2	10-12
1982-83	1-0-0	0-2-0	1-2-0	8-15
1983-84	1-1-0	0-0-1	1-1-1	8-7
1984-85	0-1-0	2-0-0	2-1-0	12-9
1985-86	2-0-0	1-0-0	3-0-0	18-9
1986-87	1-0-0	0-2-0	1-2-0	12-13
1987-88	1-1-0	1-0-0	2-1-0	9-9
1988-89	1-0-0	1-1-0	2-1-0	16-10
1989-90	1-1-0	0-1-0	1-2-0	17-21
1990-91	1-0-0	1-1-0	2-1-0	20-15
1991-92	2-0-0	0-1-0	2-1-0	22-8
1992-93	0-0-1	0-1-0	0-1-1	5-7
1993-94	0-1-0	0-0-1	0-1-1	6-8
1994-95	Did Not Play			
1995-96	1-0-0	0-1-0	1-1-0	9-7
1996-97	1-0-0	1-0-0	2-0-0	12-8
1997-98	1-0-0	1-0-0	2-0-0	8-1
1998-99	1-1-0	1-1-0	2-2-0	13-13
1999-00	2-0-0	1-1-0	3-1-0	14-8
2000-01	1-1-0	0-1-0	1-2-0	10-12
2001-02	1-1-0	1-1-0	2-2-0	6-10
2002-03	0-2-0	1-1-0	1-3-0	9-18
2003-04	0-2-0	1-1-0	1-3-0	9-19
2004-05	No Season			
2005-06	0-1-1	0-1-1	0-2-2	7-12
2006-07	2-0-0	1-0-1	3-0-1	22-13
2007-08	1-1-0	1-1-0	2-2-0	16-15
2008-09	1-1-0	0-2-0	1-3-0	13-19
TOTALS	40-30-7	26-36-13	66-66-20	549-551

TORONTO MAPLE LEAFS vs. PITTSBURGH PENGUINS 2008-2009 REGULAR SEASON

at TORONTO MAPLE LEAFS		
Date	Score	W Goal
14 Feb '09	PIT 2 @ TOR 6	Jason Blake
31 Jan '09	PIT 4 @ TOR 5	Jason Blake

at PITTSBURGH PENGUINS		
Date	Score	W Goal
20 Dec '08	TOR 7 @ PIT 3	Niklas Hagman
18 Oct '08	TOR 1 @ PIT 4	Miroslav Satan

Individual Scoring

MAPLE LEAFS									
Player	GP	G	A	P	+/-	PIM	PP	SH	
Nik Antropov	4	4	4	8	1	6	3	0	
Jason Blake	4	3	3	6	2	0	0	0	
Matt Stajan	4	2	4	6	3	0	0	0	
Alexei Ponikarovsky	4	3	2	5	4	2	0	0	
Dominic Moore	4	1	4	5	2	2	1	0	
Pavel Kubina	4	1	3	4	3	2	1	0	
Tomas Kaberle	2	0	4	4	3	0	0	0	
John Mitchell	4	1	1	2	1	2	0	0	
Ian White	3	1	1	2	6	2	0	0	
Nikolai Kulemin	4	0	2	2	-2	0	0	0	
Niklas Hagman	4	1	0	1	-1	2	0	0	
Jonas Frogren	3	1	0	1	0	6	0	0	
Jeremy Williams	1	1	0	1	1	0	0	0	
Mikhail Grabovski	4	0	1	1	-2	0	0	0	
Jeff Finger	3	0	1	1	0	2	0	0	
Luke Schenn	3	0	1	1	-1	5	0	0	
Lee Stempniak	3	0	1	1	1	0	0	0	
Jaime Sifers	2	0	1	1	-2	4	0	0	
Anton Stralman	2	0	1	1	0	0	0	0	
Jamal Mayers	3	0	0	0	1	0	0	0	
Brad May	2	0	0	0	1	2	0	0	
Carlo Colaiacovo	1	0	0	0	0	0	0	0	
Andre Deveaux	1	0	0	0	0	5	0	0	
Alexander Steen	1	0	0	0	0	0	0	0	
Jiri Tlustý	1	0	0	0	0	0	0	0	
Mike Van Ryn	1	0	0	0	0	0	0	0	

Power Play: 5-22 22.7% / Penalty Killing: 10-13 76.9%

PENGUINS									
Player	GP	G	A	P	+/-	PIM	PP	SH	
Evgeni Malkin	4	2	7	9	1	4	0	0	
Sidney Crosby	4	2	4	6	0	2	0	0	
Petr Sykora	4	3	0	3	-2	2	2	0	
Miroslav Satan	4	2	1	3	1	2	1	0	
Kristopher Letang	4	0	3	3	-3	0	0	0	
Matt Cooke	3	1	1	2	0	6	0	0	
Pascal Dupuis	3	1	1	2	-4	0	0	0	
Tyler Kennedy	3	1	0	1	-1	5	0	0	
William Thomas	3	1	0	1	-3	0	0	1	
Mark Eaton	4	0	1	1	-1	4	0	0	
Jordan Staal	4	0	1	1	-5	6	0	0	
Maxime Talbot	4	0	1	1	1	0	0	0	
Alex Goligoski	3	0	1	1	3	4	0	0	
Ryan Whitney	2	0	1	1	0	4	0	0	
Eric Godard	4	0	0	0	-1	16	0	0	
Brooks Orpik	4	0	0	0	-6	2	0	0	
Rob Scuderi	4	0	0	0	-1	2	0	0	
Ruslan Fedotenko	3	0	0	0	1	7	0	0	
Hal Gill	2	0	0	0	0	0	0	0	
Philippe Boucher	1	0	0	0	1	0	0	0	
Sergei Gonchar	1	0	0	0	-1	0	0	0	
Ryan Stone	1	0	0	0	0	2	0	0	
Jeff Taffe	1	0	0	0	-1	0	0	0	
Tim Wallace	1	0	0	0	-1	0	0	0	
Michael Zigomanis	1	0	0	0	0	0	0	0	

Power Play: 3-13 23.1% / Penalty Killing: 17-22 77.3%

Goaltending

MAPLE LEAFS									
Goalie	GP	Min	WLOT	GA	SA	SV	GAA	SV%	
Vesa Toskala	3	180	3-0-0	9	76	67	3.01	.882	
Curtis Joseph	1	60	0-1-0	4	25	21	4.00	.840	

PENGUINS									
Goalie	GP	Min	WLOT	GA	SA	SV	GAA	SV%	
Marc-Andre Fleury	3	160	1-2-0	12	101	89	4.50	.881	
Mathieu Garon	1	59	0-1-0	5	26	21	5.05	.808	
Dany Sabourin	1	20	0-0-0	2	7	5	6.02	.714	

Goals by Period

MAPLE LEAFS					
	1st	2nd	3rd	OT	Total
Goals	5	5	9	0	19

PENGUINS					
	1st	2nd	3rd	OT	Total
Goals	5	1	7	0	13

Shots by Period

MAPLE LEAFS					
	1st	2nd	3rd	OT	Total
Shots	44	51	39	0	134

PENGUINS					
	1st	2nd	3rd	OT	Total
Shots	40	25	36	0	101

* - Overtime ** - Shootout



VANCOUVER CANUCKS

WEBSITE: vancouvercanucks.com

CANUCKS VS. PENS

2008-09 Record: 45-27-10; First place, Northwest Division, 7th overall

2009 Playoff Record: Defeated St. Louis, 4-0 in WCQF;
Lost to Chicago, 4-2 in WCSF

2008-09 Top Scorer: Daniel Sedin (31-51-82); Henrik Sedin (22-60-82)

All-time scorer vs. Pittsburgh: Don Lever (33gp, 17-17-34)

All-time Pittsburgh scorer vs. Vancouver: Mario Lemieux (28gp, 26-35-61)

Longest Vancouver win streak vs. Pittsburgh:
5, Nov. 21, 2001-Jan. 16, 2006

Longest Pittsburgh win streak vs. Vancouver:
9, Mar. 5, 1991-Feb. 26, 1996

Longest Vancouver undefeated streak vs. Pittsburgh:
5, Nov. 21, 2001-Jan. 16, 2006 (5-0-0)

Longest Pittsburgh undefeated streak vs. Vancouver:
9, Mar. 5, 1991-Feb. 26, 1996 (9-0-0)

Last Vancouver win at home:
Dec. 9, 2003 (4-3 OT) (0-0-1 since last win)

Last Pittsburgh win at home:
Feb. 14, 2000 (3-0) (0-3-0 since last win)

Last Vancouver win at Pittsburgh:
Nov. 22, 2008 (1-3) (0-0-0 since last win)

Last Pittsburgh win at Vancouver:
Dec. 8, 2007 (2-1 SO) (0-0-0 since last win)

Most goals by Vancouver vs. Pittsburgh:
10, Dec. 19, 1980 (V, 10-4)

Most goals by Pittsburgh vs. Vancouver:
9, Oct. 6, 1976 (P, 9-5); Mar. 13, 1979 (P, 9-3); Feb. 15, 1986 (P, 9-4)

Most goals by both teams:
12, four times, last time – Feb. 29, 1985 (V, 9-5)

Last Vancouver shutout vs. Pittsburgh:
Feb. 17, 1988 (5-0) – Kirk McLean

Last Pittsburgh shutout vs. Vancouver:
Feb. 14, 2000 (3-0) – Jean-Sabastien Aubin

Last Vancouver hat-trick vs. Pittsburgh:
Dec. 9, 2003 – Markus Naslund (4)

Last Pittsburgh hat-trick vs. Vancouver:
Jan. 23, 1987 – Mario Lemieux

Last Pittsburgh trade with Vancouver:
Mar. 9, 2004 – Marc Bergevin to Vancouver for a seventh-round selection in the 2004 NHL entry draft

Overtime/shootout record vs. Vancouver: 4-1-4

YEAR BY YEAR

YEAR	PIT	ROAD	TOTAL	GF/GA
1970-71	3-0-0	1-1-1	4-1-1	24-15
1971-72	2-1-0	2-1-0	4-2-0	21-20
1972-73	2-1-0	1-1-0	3-2-0	18-14
1973-74	2-0-0	2-1-0	4-1-0	27-16
1974-75	2-0-0	1-1-0	3-1-0	18-15
1975-76	1-0-1	1-1-0	2-1-1	16-15
1976-77	1-0-1	1-1-0	2-1-1	16-10
1977-78	1-1-0	0-1-1	1-2-1	16-16
1978-79	1-1-0	2-0-0	3-1-0	24-16
1979-80	1-0-1	1-1-0	2-1-1	13-12
1980-81	0-1-1	0-2-0	0-3-1	13-23
1981-82	1-0-0	1-0-1	2-0-1	13-10
1982-83	1-1-0	0-1-0	1-2-0	10-17
1983-84	0-1-0	1-1-0	1-2-0	12-14
1984-85	2-0-0	0-1-0	2-1-0	17-14
1985-86	1-0-0	1-1-0	2-1-0	18-11
1986-87	0-0-2	1-0-0	1-0-2	11-5
1987-88	1-0-0	0-2-0	1-2-0	10-14
1988-89	1-1-0	1-0-0	2-1-0	14-12
1989-90	1-0-0	0-2-0	1-2-0	10-13
1990-91	1-0-1	0-1-0	1-1-1	9-7
1991-92	1-0-0	1-0-0	2-0-0	11-6
1992-93	1-0-0	1-0-0	2-0-0	10-3
1993-94	1-0-0	1-0-0	2-0-0	8-5
1994-95	Did Not Play			
1995-96	1-0-0	1-0-0	2-0-0	15-9
1996-97	1-0-0	0-1-0	1-1-0	7-6
1997-98	1-0-0	1-0-0	2-0-0	10-8
1998-99	1-0-0	0-0-1	1-0-1	8-7
1999-00	1-0-0	0-0-0	1-0-0	3-0
2000-01	0-0-0	1-0-0	1-0-0	4-2
2001-02	0-1-0	0-1-0	0-2-0	3-9
2002-03	0-1-0	0-0-0	0-1-0	2-3
2003-04	0-0-0	0-1-0	0-1-0	3-4
2004-05	No Season			
2005-06	0-1-0	0-0-0	0-1-0	2-4
2006-07	Did Not Play			
2007-08	0-0-0	1-0-0	1-0-0	1-1
2008-09	0-1-0	0-0-0	0-1-0	1-3
TOTALS	33-12-7	24-23-4	57-35-11	418-359

VANCOUVER CANUCKS vs. PITTSBURGH PENGUINS 2008-2009 REGULAR SEASON

at VANCOUVER CANUCKS

at PITTSBURGH PENGUINS

Date	Score	W Goal
no games		

Date	Score	W Goal
22 Nov '08	VAN 3 @ PIT 1	Daniel Sedin

Individual Scoring

Player	CANUCKS							
	GP	G	A	P	+/-	PIM	PP	SH
Daniel Sedin	1	1	2	3	3	2	0	0
Henrik Sedin	1	0	3	3	3	0	0	0
Pavol Demitra	1	2	0	2	3	0	0	0
Steve Bernier	1	0	0	0	0	0	0	0
Alex Burrows	1	0	0	0	-1	7	0	0
Rob Davison	1	0	0	0	1	0	0	0
Alexander Edler	1	0	0	0	-1	4	0	0
Jannik Hansen	1	0	0	0	0	15	0	0
Darcy Hordichuk	1	0	0	0	0	0	0	0
Ryan Johnson	1	0	0	0	0	0	0	0
Ryan Kesler	1	0	0	0	-1	4	0	0
Willie Mitchell	1	0	0	0	0	0	0	0
Lawrence Nycholat	1	0	0	0	1	0	0	0
Shane O'Brien	1	0	0	0	-1	17	0	0
Mattias Ohlund	1	0	0	0	3	2	0	0
Taylor Pyatt	1	0	0	0	0	0	0	0
Mason Raymond	1	0	0	0	0	0	0	0
Kyle Wellwood	1	0	0	0	0	0	0	0

Player	PENGUINS							
	GP	G	A	P	+/-	PIM	PP	SH
Michael Zigomanis	1	1	0	1	0	15	0	0
Alex Goligoski	1	0	1	1	-1	0	0	0
Tyler Kennedy	1	0	1	1	1	4	0	0
Philippe Boucher	1	0	0	0	0	0	0	0
Matt Cooke	1	0	0	0	0	15	0	0
Sidney Crosby	1	0	0	0	-2	0	0	0
Pascal Dupuis	1	0	0	0	-1	0	0	0
Ruslan Fedotenko	1	0	0	0	-1	2	0	0
Hal Gill	1	0	0	0	0	2	0	0
Eric Godard	1	0	0	0	1	0	0	0
Kristopher Letang	1	0	0	0	-1	0	0	0
Evgeni Malkin	1	0	0	0	-1	0	0	0
Brooks Orpik	1	0	0	0	-2	5	0	0
Miroslav Satan	1	0	0	0	-1	0	0	0
Rob Scuderi	1	0	0	0	0	0	0	0
Jordan Staal	1	0	0	0	-1	0	0	0
Petr Sykora	1	0	0	0	0	0	0	0
Maxime Talbot	1	0	0	0	-2	4	0	0

Power Play: 0-2 0.0% / Penalty Killing: 4-4 100.0%

Power Play: 0-4 0.0% / Penalty Killing: 2-2 100.0%

Goaltending

Goalie	CANUCKS							
	GP	Min	WLOT	GA	SA	SV	GAA	SV%
Curtis Sanford	1	55	1-0-0	1	18	17	1.09	.944
Roberto Luongo	1	5	0-0-0	0	1	1	0.00	1.000

Goalie	PENGUINS							
	GP	Min	WLOT	GA	SA	SV	GAA	SV%
Dany Sabourin	1	59	0-1-0	2	18	16	2.03	.889

Goals by Period

	CANUCKS				
	1st	2nd	3rd	OT	Total
Goals	1	1	1	0	3

	PENGUINS				
	1st	2nd	3rd	OT	Total
Goals	0	0	1	0	1

Shots by Period

	CANUCKS				
	1st	2nd	3rd	OT	Total
Shots	10	6	3	0	19

	PENGUINS				
	1st	2nd	3rd	OT	Total
Shots	8	3	8	0	19

* - Overtime ** - Shootout



WASHINGTON CAPITALS

WEBSITE: washingtoncapitals.com

CAPITALS VS. PENS

2008-09 Record: 50-24-8; First place, Southeast Division, 4th overall

2009 Playoff Record: Defeated New York Rangers, 4-3 in ECQF;
Lost to Pittsburgh, 4-3 in ECSF

2008-09 Top Scorer: Alex Ovechkin (56-54-110)

All-time scorer vs. Pittsburgh: Mike Gartner (60gp, 39-36-75)

All-time Pittsburgh scorer vs. Washington: Mario Lemieux (61gp, 51-50-101)

Longest Washington win streak vs. Pittsburgh:
9, Dec. 2, 1984-Nov. 20, 1985

Longest Pittsburgh win streak vs. Washington:
7, Feb. 2, 1988-Nov. 30, 1988

Longest Washington undefeated streak vs. Pittsburgh:
16, Oct. 25, 1983-Nov. 20, 1985 (15-0-1)

Longest Pittsburgh undefeated streak vs. Washington:
7, Feb. 2, 1988-Nov. 20, 1985 (7-0-0)

Last Washington win at home:
Feb. 22, 2009 (5-2) (0-0-1 since last win)

Last Pittsburgh win at home:
Dec. 27, 2007 (4-3 OT) (0-2-1 since last win)

Last Washington win at Pittsburgh:
Jan. 14, 2009 (6-3) (0-0-0 since last win)

Last Pittsburgh win at Washington:
Mar. 8, 2009 (4-3 SO) (0-0-0 since last win)

Most goals by Washington vs. Pittsburgh:
9, Mar. 1, 1984 (W, 9-1); Dec. 2, 1984 (W, 9-1)

Most goals by Pittsburgh vs. Washington:
12, Mar. 15, 1975 (P, 12-1)

Most goals by both teams:
15, Oct. 11, 1988 (P, 8-7)

Last Washington shutout vs. Pittsburgh:
Oct. 29, 1991 – Don Beaupre

Last Pittsburgh shutout vs. Washington:
Feb. 3, 2007 – Marc Andre Fleury

Last Washington hat-trick vs. Pittsburgh:
Nov. 1, 1996 – Joe Juneau

Last Pittsburgh hat-trick vs. Washington:
Jan. 8, 2001 – Martin Straka

Last Pittsburgh trade with Washington:
July 11, 2001 – Kris Beech, Ross Lupaschuk and Michal Sivek to Pittsburgh for Jaromir Jagr and Frantisek Kucera

Overtime/shootout record vs. Washington: 9-3-10

YEAR BY YEAR

YEAR	PIT	ROAD	TOTAL	GF/GA
1974-75	3-0-0	2-1-0	5-1-0	36-13
1975-76	2-1-0	2-0-1	4-1-1	36-23
1976-77	1-2-0	0-2-1	1-4-1	16-22
1977-78	0-2-1	1-2-0	1-4-1	15-20
1978-79	2-1-1	2-2-0	4-3-1	32-28
1979-80	2-0-0	1-1-0	3-1-0	16-10
1980-81	0-1-1	2-0-0	2-1-1	18-14
1981-82	2-1-1	3-1-0	5-2-1	40-33
1982-83	1-2-0	0-3-1	1-5-1	23-36
1983-84	0-4-0	1-2-0	1-6-0	12-28
1984-85	0-2-1	0-4-0	0-6-1	20-44
1985-86	1-3-0	0-3-0	1-6-0	22-27
1986-87	3-0-0	1-3-0	4-3-0	30-26
1987-88	3-0-1	2-1-0	5-1-1	32-23
1988-89	2-1-0	2-2-0	4-3-0	31-35
1989-90	3-1-0	2-1-0	5-2-0	34-28
1990-91	2-1-0	2-1-1	4-2-1	29-26
1991-92	1-2-0	1-3-0	2-5-0	21-35
1992-93	3-0-0	2-1-1	5-1-1	32-22
1993-94	1-1-0	0-1-1	1-2-1	14-18
1994-95	1-1-0	1-1-0	2-2-0	10-11
1995-96	2-0-0	1-1-0	3-1-0	12-8
1996-97	2-0-0	1-1-0	3-1-0	14-11
1997-98	0-1-1	1-0-1	1-1-2	9-9
1998-99	2-0-0	0-2-0	2-2-0	17-12
1999-00	2-0-0	1-1-0	3-1-0	12-8
2000-01	1-1-0	1-1-0	2-2-0	14-13
2001-02	2-0-0	0-0-2	2-0-2	16-11
2002-03	1-1-0	0-2-0	1-3-0	8-13
2003-04	2-0-0	0-2-0	2-2-0	13-12
2004-05	No Season			
2005-06	2-0-0	1-1-0	3-1-0	22-14
2006-07	2-0-0	2-0-0	4-0-0	13-9
2007-08	1-0-1	2-0-0	3-0-1	15-12
2008-09	0-2-0	1-1-0	1-3-0	12-18
TOTALS	52-31-8	38-47-9	90-78-17	696-690

WASHINGTON CAPITALS vs. PITTSBURGH PENGUINS 2008-2009 REGULAR SEASON

at WASHINGTON CAPITALS

at PITTSBURGH PENGUINS

Date	Score	W Goal
08 Mar '09 **	PIT 4 @ WSH 3	Sidney Crosby
22 Feb '09	PIT 2 @ WSH 5	Sergei Fedorov

Date	Score	W Goal
14 Jan '09	WSH 6 @ PIT 3	Tomas Fleischmann
16 Oct '08	WSH 4 @ PIT 3	Boyd Gordon

Individual Scoring

Player	CAPITALS								
	GP	G	A	P	+/-	PIM	PP	SH	
Alexander Semin	4	4	3	7	5	6	1	0	
Alexander Ovechkin	4	4	2	6	3	0	3	0	
Brooks Laich	4	2	4	6	2	0	0	0	
Nicklas Backstrom	4	0	6	6	2	4	0	0	
Tomas Fleischmann	4	2	2	4	3	0	1	0	
Sergei Fedorov	4	1	3	4	4	2	0	0	
Mike Green	4	0	4	4	4	4	0	0	
Eric Fehr	4	0	3	3	1	0	0	0	
Michael Nylander	3	1	1	2	1	0	0	0	
Jeff Schultz	4	1	0	1	4	2	0	1	
Boyd Gordon	3	1	0	1	0	2	0	0	
Shaone Morrisonn	3	1	0	1	4	8	0	0	
Viktor Kozlov	2	1	0	1	2	0	0	0	
David Steckel	4	0	1	1	2	2	0	0	
Tom Poti	3	0	1	1	1	4	0	0	
Matt Bradley	4	0	0	0	0	7	0	0	
John Erskine	4	0	0	0	3	4	0	0	
Milan Jurcina	4	0	0	0	2	4	0	0	
Donald Brashear	3	0	0	0	0	8	0	0	
Karl Alzner	1	0	0	0	-1	0	0	0	
Chris Clark	1	0	0	0	0	0	0	0	
Bryan Helmer	1	0	0	0	-2	0	0	0	

Player	PENGUINS								
	GP	G	A	P	+/-	PIM	PP	SH	
Sidney Crosby	4	1	6	7	-5	0	0	0	
Evgeni Malkin	4	2	3	5	-6	8	2	0	
Miroslav Satan	3	2	2	4	-2	0	1	0	
Bill Guerin	1	1	2	3	1	0	0	0	
Sergei Gonchar	2	2	0	2	0	4	2	0	
Maxime Talbot	4	1	1	2	2	2	0	0	
Kristopher Letang	3	0	2	2	-4	2	0	0	
Alex Goligoski	2	1	0	1	0	0	1	0	
Ryan Whitney	2	1	0	1	-3	2	0	0	
Tyler Kennedy	4	0	1	1	-1	2	0	0	
Brooks Orpik	4	0	1	1	-2	8	0	0	
Mark Eaton	3	0	1	1	-1	0	0	0	
Petr Sykora	3	0	1	1	-2	2	0	0	
Dustin Jeffrey	1	0	1	1	1	0	0	0	
Chris Kunitz	1	0	1	1	1	2	0	0	
Hal Gill	4	0	0	0	-4	4	0	0	
Eric Godard	4	0	0	0	0	2	0	0	
Rob Scuderi	4	0	0	0	-2	0	0	0	
Jordan Staal	4	0	0	0	-4	2	0	0	
Matt Cooke	3	0	0	0	-2	4	0	0	
Pascal Dupuis	3	0	0	0	-4	0	0	0	
Ruslan Fedotenko	3	0	0	0	-3	0	0	0	
Paul Bissonnette	2	0	0	0	0	5	0	0	
Christopher Minard	2	0	0	0	0	0	0	0	
Craig Adams	1	0	0	0	0	0	0	0	
Michael Zigomanis	1	0	0	0	-1	0	0	0	

Power Play: 5-17 29.4% / Penalty Killing: 18-24 75.0%

Power Play: 6-24 25.0% / Penalty Killing: 12-17 70.6%

Goaltending

Goalie	CAPITALS								
	GP	Min	WLOT	GA	SA	SV	GAA	SV%	
Jose Theodore	4	244	3-0-1	11	110	99	2.70	.900	

Goalie	PENGUINS								
	GP	Min	WLOT	GA	SA	SV	GAA	SV%	
Marc-Andre Fleury	4	216	1-3-0	17	123	106	4.73	.862	
Mathieu Garon	1	27	0-0-0	0	14	14	0.00	1.000	

Goals by Period

	CAPITALS				
	1st	2nd	3rd	OT	Total
Goals	3	6	9	0	18

	PENGUINS				
	1st	2nd	3rd	OT	Total
Goals	5	5	1	0	11

Shots by Period

	CAPITALS				
	1st	2nd	3rd	OT	Total
Shots	37	40	59	2	138

	PENGUINS				
	1st	2nd	3rd	OT	Total
Shots	38	32	38	2	110

* - Overtime ** - Shootout



2009-10 ON-ICE OFFICIALS

REFEREES


Name	Sweater #
Auger, Stephane	15
Banfield, David (MLR)	44
Charron, Frances (MLR)	46
Ciamaga, Chris (MLR)	41
Devorski, Paul	10
Dwyer, Gord	19
Fraser, Kerry	2
Furlatt, Eric	27
Hasenfratz, Mike	30
Hebert, Ghislain (MLR)	49
Jackson, Dave	8
Joannette, Marc	25
Kimmerly, Greg	18
Kowal, Tom	32
Kozari, Steve	40
LaRue, Dennis	14
L'Ecuyer, Frederick (MLR)	48
Lee, Chris	28
Leggo, Mike	3
Marouelli, Dan	6
Martell, Rob	26
McCauley, Wes	4
McCreary, Bill	7
Meier, Brad	34
Morton, Dean	36
O'Halloran, Dan	13
O'Rourke, Dan	9
Peel, Tim	20
Pochmara, Brian	43
Pollock, Kevin	33
Rehman, Kyle (MLR)	37
Rooney, Chris	5
St-Laurent, Francois	38
St. Pierre, Justin	45
Sutherland, Kelly	11
Van Massenhoven, Don	21
Walkom, Stephen	24
Walsh, Ian	29
Watson, Brad	23

LINESMEN

Name	Sweater #
Amell, Derek	75
Barton, Steve	59
Brisebois, David	96
Cameron, Lonnie	74
Champoux, Pierre	67
Cherrey, Scott	50
Cormier, Michel	76
Cvik, Mike	88
Devorski, Greg	54
Driscoll, Scott	68
Galloway, Ryan	82
Gibbs, Darren	66
Henderson, Don	91
Heyer, Shane	55
Kovachik, Brad	71
Lazarowich, Brad	86
Mach, Brian	78
McEIman, Andy	90
Miller, Steve	89
Morin, Jean	97
Murphy, Brian	93
Murray, Jonny	95
Nansen, Derek	70
Nelson, Thor	80
Nowak, Tim	77
Pancich, Bryan (MLL)	94
Pare, Mark	79
Racicot, Pierre	65
Rody, Vaughan	73
Schachte, Dan	47
Seitz, Lyle	61
Sericolo, Anthony	84
Sharrers, Jay	57
Shewchyk, Mark	92
Wheler, Mark	56

(MLR) = Minor League Referee

HISTORY



[table of contents](#)

[team information](#)

[players](#)

[2008-09 season](#)

[opponents](#)

[history](#)

[playoff history](#)

[media information](#)

[2009-10 schedule](#)

PENGUINS HALL OF FAME

BOB JOHNSON (1992)



Bob Johnson coached the Penguins to their first Stanley Cup Championship in 1990-91. An outstanding coach with the University of Wisconsin and the Calgary Flames, Johnson became head coach of Pittsburgh on June 12, 1990 and led the team to its first Patrick Division title with 88 points. The Penguins then went on to win the Patrick Division playoff title and the

Wales Conference Trophy to earn the club's first trip to the Stanley Cup Final. The team claimed the Cup on May 25, 1991 with an 8-0 win at Minnesota, with Johnson becoming only the second American-born coach to win the championship. Just six months later, on November 26, 1991 Johnson passed away at his home in Colorado. Thanks in large part to Bob Johnson, it will always be a "Great Day for Hockey" in Pittsburgh.

RICK KEHOE (1992)



Acquired from Toronto on Sept. 13, 1974 Rick Kehoe played 11 seasons with the Penguins (1974-75 to 1984-85). A right wing, Kehoe scored a career-high 55 goals during the 1980-81 season - only Mario Lemieux and Jaromir Jagr have tallied more goals in a single season with the team. With Pittsburgh, Kehoe led the team in goals and points on three occasions, recorded 25 or

more goals in nine of his 11 seasons, and hit the 30-goal mark five times. Kehoe ranks third in club history with 636 regular-season points, trailing only Lemieux and Jagr. He also ranks fourth in games (722), fourth in goals (312), sixth in assists (324), fourth in power-play goals (95) and fourth in hat tricks (8). He played in the NHL All-Star Game twice and won the Lady Byng Trophy in 1981.


JEAN PRONOVOST (1992)



Jean Pronovost played 10 seasons with the Penguins (1968 through 1978) and has played in more games than any other player in club history (753) with the exceptions of Mario Lemieux and Jaromir Jagr. A right wing, Pronovost became the first Penguins player to record 50 goals in a season when he tallied 52 in 1975-76. He led the team in goals five times and points twice,

recorded 20-or-more goals in nine of his 10 seasons, and played in 70 or more games in eight of those 10. Pronovost ranks third in club history in goals (316), fifth in points (603), eighth in assists (287), fifth in power-play goals (70) and third in game-winning goals (42). He represented the Penguins in the NHL All-Star Game four times and served as team captain in 1977-78.

SYL APPS (1994)



Syl Apps was acquired from the New York Rangers with Sheldon Kannegiesser in January of 1971. He spent six full seasons and parts of two others with Pittsburgh, recording 151 goals, 349 assists and 500 points in 495 regular-season games. Apps led the team in scoring three times, and currently ranks 11th on the Penguins' career list in goals, fourth in assists,

seventh in points and fifth in shorthanded goals (11). He led the Penguins in assists five times, including the 1975-76 season when he notched a career-high 99 points (32+67). He was also the MVP at the 1975 NHL All-Star Game in Montreal. For four seasons, Apps centered the famed "Century Line" that included right wing Jean Pronovost and left wing Lowell MacDonald. The trio combined for 203 points and 84 goals in 1972-73, 239 points and 107 goals in 1973-74, 214 points and 94 goals in 1974-75 and 276 points and 114 goals in 1975-76.


DAVE BURROWS (1996)



Dave Burrows was one of the survivors of a dying breed - the defensive defenseman - and his perfection of the art made him one of the most popular players in Penguins' history. The Penguins selected Burrows from the Chicago Blackhawks in the NHL Intra-League Draft in June of 1971. He played in Pittsburgh through the 1977-78 season, before being traded

to Toronto for Randy Carlyle and George Ferguson in June of 1978. He was reacquired by Pittsburgh in November of 1980, and remained with the team through the 1981-82 season. Overall, he played in 724 games with Pittsburgh and Toronto, collecting 29 goals and 135 assists for 164 points. Burrows totaled just 377 penalty minutes in his career, along with just six in 29 playoff games. With the Penguins, he recorded 132 points (24+108) in 573 games and four points (1+3) in 20 postseason contests. Burrows played in the 1974 and 1976 NHL All-Star Games and was chosen to play for Team Canada in 1976.

EDWARD J. DEBARTOLO (1996)



Edward J. DeBartolo bought one-third ownership in the Penguins in 1977, then purchased the team outright one year later. With patience and perseverance, the DeBartolo franchise endured a streak of six consecutive seasons without a playoff berth before beginning to rebound in the late 1980s, coming within one game of the Conference Final in 1989. The brightest

moment during DeBartolo's tenure was the team's first Stanley Cup Championship in 1991. He was selected as the Vectors' Pittsburgh Man of the Year in 1983, was named Youngstown State's Distinguished Citizen in 1984 and was a 1985 recipient of the Ohio Governor's Award. In 1986, DeBartolo was among 80 people chosen to receive the Ellis Island Medal of Honor, presented to American citizens who have distinguished themselves and preserved the values of their heritage. He passed away on Dec. 19, 1994 at the age of 85.

ELAINE HEUFELDER (1996)



Elaine Heufelder served the Penguins and Mellon Arena for more than 35 years. She was the executive assistant for the Civic Arena's first building manager, Charles Strong, and worked for Paul Martha, Edward J. DeBartolo Sr., Roger Marino and Mario Lemieux. Throughout her career, she played a key role in the operation of the building and the team's front office. She retired at the conclusion of the 2002-03 season.

MARIO LEMIEUX (1999)



Lemieux is simply the greatest player in Penguins history, the club's all-time leading scorer and the captain of Pittsburgh's first two Stanley Cup Championship teams in 1990-91 and 1991-92. Lemieux became the first person to win a Stanley Cup as a player and owner when the Penguins won the title in 2009. Drafted first overall in 1984, Lemieux recorded 613 goals

and 881 assists for 1,494 points in 745 games during his first 12 seasons. He won six NHL scoring championships, three MVP trophies, two Conn Smythe trophies as MVP of the playoffs, and the Calder Trophy as Rookie of the Year in 1984-85. He also became the only player in NHL history to average more than two points per game for his career when he retired in 1997. Lemieux then led an ownership group that brought the club out of bankruptcy in 1999. In December of 2000, he made the greatest comeback in sports history when he re-joined the team's lineup after a three-year retirement. Limited by injuries in the five seasons of his comeback, Lemieux played in just 172 games. He added 77 goals, 152 assists and 229 points since he returned to the ice on Dec. 25, 2000. He retired on Jan. 24, 2006 seventh in NHL history with 1,723 points, ninth with 690 goals and 10th with 1,033 assists. He currently serves the Penguins as Chairman of the Board.

JACK RILEY (1999)



Jack Riley was here at the very beginning. The original general manager of the Penguins, Riley assembled the first team in franchise history in 1967 and served two stints as general manager - from 1967-70 and again from 1972-74. He also was team president from 1970-72. A respected figure throughout the hockey world, Jack still serves as a consultant for the American Hockey League.

JOE MULLEN (2000)



As a youngster, Joe Mullen laced up his roller skates at the corner parking lot in the Hell's Kitchen section of New York City. Years later, he became the first American-born player to score 500 goals in the NHL. His 16-year NHL career is full of milestones including three Stanley Cup Championships (1989 with Calgary; 1991 and 1992 with Pittsburgh). He is currently the fourth

leading American-born scorer in league history with 502 goals and 1,063 points in 1,062 career games. Since his retirement from play in 1997, Mullen has been honored with inductions into the Hockey Hall of Fame, the USA Hockey Hall of Fame, the Western PA Sports Hall of Fame and the Boston College Hall of Fame.

MIKE LANGE (2001)



One of the most talented and unique broadcasters in professional sports, Mike Lange has spent over 30 seasons as the Penguins' play-by-play voice. He has broadcast games throughout four decades, and his colorful style has made him a hit with hockey fans in Pittsburgh, the tri-state area and across North America. As evidence of his contributions to the sport, the Hockey

Hall of Fame honored Lange with the Foster Hewitt Award in November of 2001. Lange's relationship with the Penguins began in 1974-75, when he broke into the NHL as a radio play-by-play man. He left for one season, but returned in 1976-77, and has been a staple of the club's broadcasts ever since. Lange worked radio exclusively until 1979, when games were simulcast on radio and TV. He serves as the Penguins' primary radio announcer.

CRAIG PATRICK (2001)



In recognition of a lifetime of contributions to the sport on the local, national and international levels, including his outstanding work with the Penguins, Craig Patrick was elected to the Hockey Hall of Fame in 2001. Patrick led the Penguins to two Stanley Cups, five division championships, one President's Trophy and 11 playoff berths in his 16 full seasons on the

job. He was honored in 2000 with the Lester Patrick Award for his contributions to hockey in the United States. On the international level, Patrick served as an assistant coach and assistant general manager of the 1980 U.S. Olympic team that performed the 'Miracle On Ice,' winning an improbable gold medal. He was also GM of the 1991 U.S. team at the Canada Cup and the 2002 U.S. Olympic team at Salt Lake City. Patrick played eight seasons in the NHL, registering 72 goals and 163 points in 401 games before retiring from play in 1979. His 16-plus seasons with the Penguins represented the longest continuous stint as general manager in team history.

ANTHONY 'A.T.' CAGGIANO (2001)



A.T. Caggiano might not be a name that every Penguins fan recognizes, but he played an important role in the organization's first 33 years. A.T. worked in the Penguins' locker room for more than three decades, and was an indispensable part of the team's staff behind the scenes. Looking after players' practice and game day needs and prepping the visitors locker room,

he was the first person in the office each morning and one of the last to leave after every game. Through 33 seasons, he never missed a Penguins home game. A.T. passed away in May of 2000 and, in his honor, the Penguins Booster Club renamed their annual award the 'A.T. Caggiano Memorial Award' prior to the 2000-01 campaign.

LES BINKLEY (2003)



Les Binkley was originally purchased by the Penguins from the American Hockey League's Cleveland Barons in 1966 - a full season before the Penguins played their first National Hockey League game. One of the AHL's top netminders during his seven years in Ohio, Binkley played in Pittsburgh from 1967-68 through the 1971-72 season, appearing in 196 regular-season games

for the Penguins and seven playoff contests. He ranks third on the team's all-time shutout list with 11, and also ranks second for most shutouts in a season with six, which were recorded during the team's inaugural campaign.

VINCE LASCHEID (2003)




Vince Lascheid entertained Penguins fans at the Igloo from 1970 to 2003 on the arena's organ. For more than 30 years, his tunes survived the test of time with Pittsburgh sports fans. During his musical career, Lascheid also worked with the Pittsburgh Pirates baseball team (1970 to 2008) and the Pittsburgh Triangles tennis team (mid-1970s).

FRANK SCIULLI (2007)



Long-time locker room assistant Frank Sciulli, who was with the club from its inception in 1967 until passing away in 2007, was a regular presence in the locker rooms of both the Penguins and the Pittsburgh Steelers. He played an important role "behind the scenes" for the Penguins for parts of five decades.

ULF SAMUELSSON (2003)



A Pittsburgh fan favorite for his rugged style of play, Ulf Samuelsson joined the Penguins on March 4, 1991 from the Hartford Whalers with Ron Francis and Grant Jennings, and went on to star as a member of the Penguins' two Stanley Cup teams. A physical defenseman for the Pens, he played 277 regular-season games for the team from 1991 through 1995, recording

94 points and 804 penalty minutes, and added 16 points and 123 penalty minutes in 66 postseason contests. His crowning moment with the Penguins came when Samuelsson notched the series-clinching goal in Game 6 of the 1991 Stanley Cup Final in Minnesota.

PAUL COFFEY (2007)



Paul Coffey, who played in Pittsburgh from 1987-92, is the only defenseman in Penguins' history to rank in the club's all-time top 10 in points and assists. He averaged well over a point a game during his Penguins' career, racking up 108 goals and 332 assists for 440 points in 331 games. He also added 26 points in 22 playoff games. Coffey is also the only defenseman in Penguins' history to

score more than 100 points in a season - and, in fact, he did it twice. He had 30 goals and 113 points in 1988-89 and 29 goals and 103 points in 1989-90. He followed up with 24 goals and 93 points in 1990-91, when the Penguins went on to win the first of two Stanley Cups. The native of Westin, Ontario holds team single-season records for defensemen in goals (30), assists (83), points (113), shots (342), power-play assists (53) and power-play points (64).

OPENERS

HOME (21-13-7)

Oct. 11, 2008	vs. New Jersey	1-2	L*
Oct. 6, 2007	vs. Anaheim	5-4	W
Oct. 5, 2006	vs. Philadelphia	4-0	W
Oct. 8, 2005	vs. Boston	6-7	L*
Oct. 10, 2003	vs. Los Angeles	0-3	L
Oct. 10, 2002	vs. Toronto	0-6	L
Oct. 10, 2001	vs. Colorado	1-3	L
Oct. 13, 2000	vs. Tampa Bay	3-2	W
Oct. 8, 1999	vs. Colorado	3-3	T*
Oct. 17, 1998	vs. NY Rangers	3-3	T*
Oct. 1, 1997	vs. Los Angeles	3-3	T*
Oct. 5, 1996	vs. Tampa Bay	3-4	L*
Oct. 7, 1995	vs. Toronto	8-3	W
Jan. 27, 1995	vs. Ottawa	5-4	W
Oct. 7, 1993	vs. Montreal	2-1	W*
Oct. 6, 1992	vs. Philadelphia	3-3	T*
Oct. 6, 1991	vs. Philadelphia	2-2	T*
Oct. 7, 1990	vs. New Jersey	7-4	W
Oct. 10, 1989	vs. Winnipeg	5-1	W
Oct. 11, 1988	vs. Washington	8-7	W
Oct. 13, 1987	vs. Buffalo	8-3	W
Oct. 9, 1986	vs. Washington	5-4	W
Oct. 10, 1985	vs. Montreal	3-5	L
Oct. 17, 1984	vs. Vancouver	4-3	W
Oct. 8, 1983	vs. NY Rangers	1-6	L
Oct. 9, 1982	vs. NY Rangers	3-5	L
Oct. 10, 1981	vs. Quebec	2-1	W
Oct. 11, 1980	vs. Winnipeg	5-4	W
Oct. 10, 1979	vs. Winnipeg	4-2	W
Oct. 11, 1978	vs. Toronto	2-3	L
Oct. 12, 1977	vs. St. Louis	4-2	W
Oct. 6, 1976	vs. Vancouver	9-5	W
Oct. 11, 1975	vs. Washington	7-5	W
Oct. 12, 1974	vs. Detroit	7-2	W
Oct. 13, 1973	vs. NY Rangers	2-8	L
Oct. 7, 1972	vs. Los Angeles	4-2	W
Oct. 9, 1971	vs. Philadelphia	3-2	W
Oct. 10, 1970	vs. Buffalo	1-2	L
Oct. 11, 1969	vs. California	2-2	T
Oct. 12, 1968	vs. Montreal	1-1	T
Oct. 11, 1967	vs. Montreal	1-2	L

ROAD (16-17-8)

Oct. 20, 2008	at Boston	2-1	W*
Oct. 5, 2007	at Carolina	1-4	L
Oct. 12, 2006	at NY Rangers	6-5	W
Oct. 5, 2005	at New Jersey	1-5	L
Oct. 11, 2003	at Philadelphia	3-3	T*
Oct. 14, 2002	at Toronto	5-4	W
Oct. 14, 2001	at Buffalo	1-4	L
Oct. 19, 2000	at Ottawa	3-3	T*
Oct. 1, 1999	at Dallas	4-6	L
Oct. 10, 1998	at NY Islanders	4-3	W
Oct. 3, 1997	at Carolina	4-3	W
Oct. 8, 1996	at Hartford	3-7	L
Oct. 9, 1995	at Colorado	6-6	T*
Jan. 20, 1995	at Tampa Bay	5-3	W
Oct. 5, 1993	at Philadelphia	3-4	L
Oct. 10, 1992	at Montreal	3-3	T*
Oct. 4, 1991	at Buffalo	5-4	W
Oct. 5, 1990	at Washington	7-4	W
Oct. 5, 1989	at Boston	4-5	L
Oct. 7, 1988	at Washington	6-4	W
Oct. 8, 1987	at NY Rangers	4-4	T*
Oct. 12, 1986	at Chicago	4-1	W
Oct. 16, 1985	at Chicago	5-5	T*
Oct. 11, 1984	at Boston	3-4	L
Oct. 4, 1983	at St. Louis	3-5	L
Oct. 5, 1982	at New Jersey	3-3	T
Oct. 6, 1981	at St. Louis	2-6	L
Oct. 9, 1980	at Philadelphia	4-7	L
Oct. 14, 1979	at Boston	4-1	W
Oct. 12, 1978	at Boston	2-8	L
Oct. 14, 1977	at Washington	1-2	L
Oct. 7, 1976	at Montreal	1-10	L
Oct. 7, 1975	at Washington	4-2	W
Oct. 9, 1974	at Minnesota	4-2	W
Oct. 12, 1973	at Atlanta	4-3	W
Oct. 11, 1972	at St. Louis	5-2	W
Oct. 10, 1971	at Buffalo	1-2	L
Oct. 15, 1970	at Minnesota	2-4	L
Oct. 19, 1969	at Boston	0-4	L
Oct. 16, 1968	at Toronto	2-2	T
Oct. 13, 1967	at St. Louis	3-1	W

Season Openers in **Bold** * = overtime game
RECORD IN SEASON OPENERS (17-18-6)

2000 Season Opener played against Nashville in Japan (3-1 loss)
 2008 Season Opener played against Ottawa in Sweden (4-3 OT win)

table of
contents

team
information

players

2008-09
season

opponents

history

playoff
history

media
information

2009-10
schedule

SEASON RECORDS

OVERALL

SEASON	GP	W	L	T	OTL	OT	PTS	GF	GA	FINISHED
1967-68	74	27	34	13	--	--	67	195	216	5th, West
1968-69	76	20	45	11	--	--	51	189	252	5th, West
1969-70	76	26	38	12	--	--	64	182	238	2nd, West
1970-71	78	21	37	20	--	--	62	221	240	6th, West
1971-72	78	26	38	14	--	--	66	220	258	4th, West
1972-73	78	32	37	9	--	--	73	257	265	5th, West
1973-74	78	28	41	9	--	--	65	242	273	5th, West
1974-75	80	37	28	15	--	--	89	326	289	3rd, Norris
1975-76	80	35	33	12	--	--	82	339	303	3rd, Norris
1976-77	80	34	33	13	--	--	81	240	252	3rd, Norris
1977-78	80	25	37	18	--	--	68	254	321	4th, Norris
1978-79	80	36	31	13	--	--	85	281	279	2nd, Norris
1979-80	80	30	37	13	--	--	73	251	303	3rd, Norris
1980-81	80	30	37	13	--	--	73	302	345	3rd, Norris
1981-82	80	31	36	13	--	--	75	310	337	4th, Patrick
1982-83	80	18	53	9	--	--	45	257	394	6th, Patrick
1983-84	80	16	58	6	--	--	38	254	390	6th, Patrick
1984-85	80	24	51	5	--	--	53	276	385	6th, Patrick
1985-86	80	34	38	8	--	--	76	313	305	5th, Patrick
1986-87	80	30	38	12	--	--	72	297	290	5th, Patrick
1987-88	80	36	35	9	--	--	81	319	316	6th, Patrick
1988-89	80	40	33	7	--	--	87	347	349	2nd, Patrick
1989-90	80	32	40	8	--	--	72	318	359	5th, Patrick
1990-91	80	41	33	6	--	--	88	342	305	1st, Patrick
1991-92	80	39	32	9	--	--	87	343	308	3rd, Patrick
1992-93	84	56	21	7	--	--	119	367	268	1st, Patrick
1993-94	84	44	27	13	--	--	101	299	285	1st, Northeast
1994-95	48	29	16	3	--	--	61	181	158	2nd, Northeast
1995-96	82	49	29	4	--	--	102	362	284	1st, Northeast
1996-97	82	38	36	8	--	--	84	285	280	2nd, Northeast
1997-98	82	40	24	18	--	--	98	228	188	1st, Northeast
1998-99	82	38	30	14	--	--	90	242	225	3rd, Atlantic
1999-00	82	37	37	8	6	--	88	241	236	3rd, Atlantic
2000-01	82	42	28	9	3	--	96	281	256	3rd, Atlantic
2001-02	82	28	41	8	5	--	69	198	249	5th, Atlantic
2002-03	82	27	44	6	5	--	65	189	255	5th, Atlantic
2003-04	82	23	47	8	4	--	58	190	303	5th, Atlantic
2005-06	82	22	46	--	--	14	58	244	316	5th, Atlantic
2006-07	82	47	24	--	--	11	105	277	246	2nd, Atlantic
2007-08	82	47	27	--	--	8	102	247	216	1st, Atlantic
2008-09	82	45	28	--	--	9	99	264	239	2nd, Atlantic

HOME

SEASON	GP	W	L	T	OT	RT	PTS
1967-68	37	15	12	10	--	--	40
1968-69	38	12	20	6	--	--	30
1969-70	38	17	13	8	--	--	42
1970-71	39	18	12	9	--	--	45
1971-72	39	18	15	6	--	--	42
1972-73	39	24	11	4	--	--	52
1973-74	39	15	18	6	--	--	36
1974-75	40	25	5	10	--	--	60
1975-76	40	23	11	6	--	--	52
1976-77	40	22	12	6	--	--	50
1977-78	40	16	15	9	--	--	41
1978-79	40	23	12	5	--	--	51
1979-80	40	20	13	7	--	--	47
1980-81	40	21	16	3	--	--	45
1981-82	40	21	11	8	--	--	50
1982-83	40	14	22	4	--	--	32
1983-84	40	7	29	4	--	--	18
1984-85	40	17	20	3	--	--	37
1985-86	40	20	15	5	--	--	45
1986-87	40	19	15	6	--	--	44
1987-88	40	22	12	6	--	--	50
1988-89	40	24	13	3	--	--	51
1989-90	40	22	15	3	--	--	47
1990-91	40	25	12	3	--	--	53
1991-92	40	21	13	6	--	--	48
1992-93	42	32	6	4	--	--	68
1993-94	42	25	9	8	--	--	58
1994-95	24	18	5	1	--	--	37
1995-96	41	32	9	0	--	--	64
1996-97	41	25	11	5	--	--	55
1997-98	41	21	10	10	--	--	52
1998-99	41	21	10	10	--	--	52
1999-00	41	23	11	7	--	0	53
2000-01	41	24	15	2	--	0	50
2001-02	41	16	20	4	--	1	37
2002-03	41	15	22	2	--	2	34
2003-04	41	13	22	6	--	0	32
2005-06	41	12	21	--	8	--	32
2006-07	41	26	10	--	5	--	57
2007-08	41	26	10	--	5	--	57
2008-09	41	25	13	--	3	--	53

ROAD

SEASON	GP	W	L	T	OT	RT	PTS
1967-68	37	12	22	3	--	--	27
1968-69	38	8	25	5	--	--	21
1969-70	38	9	25	4	--	--	22
1970-71	39	3	25	11	--	--	17
1971-72	39	8	23	8	--	--	24
1972-73	39	8	26	5	--	--	21
1973-74	39	13	23	3	--	--	29
1974-75	40	12	23	5	--	--	29
1975-76	40	12	22	6	--	--	30
1976-77	40	12	21	7	--	--	31
1977-78	40	9	22	9	--	--	27
1978-79	40	13	19	8	--	--	34
1979-80	40	10	24	6	--	--	26
1980-81	40	9	21	10	--	--	28
1981-82	40	10	25	5	--	--	25
1982-83	40	4	31	5	--	--	13
1983-84	40	9	29	2	--	--	20
1984-85	40	7	31	2	--	--	16
1985-86	40	14	23	3	--	--	31
1986-87	40	11	23	6	--	--	28
1987-88	40	14	23	3	--	--	31
1988-89	40	16	20	4	--	--	36
1989-90	40	10	25	5	--	--	25
1990-91	40	16	21	3	--	--	35
1991-92	40	18	19	3	--	--	39
1992-93	42	24	15	3	--	--	51
1993-94	42	19	18	5	--	--	43
1994-95	24	11	11	2	--	--	24
1995-96	41	17	20	4	--	--	38
1996-97	41	13	25	3	--	--	29
1997-98	41	19	14	8	--	--	46
1998-99	41	17	20	4	--	--	38
1999-00	41	14	26	1	--	6	35
2000-01	41	18	13	7	--	3	46
2001-02	41	12	21	4	--	4	32
2002-03	41	12	22	4	--	3	31
2003-04	41	10	25	2	--	4	26
2005-06	41	10	25	--	6	--	26
2006-07	41	21	14	--	6	--	48
2007-08	41	21	17	--	3	--	45
2008-09	41	20	15	--	6	--	46

FORMER PENGUINS

RAMZI ABID LW #19

Acquired from Phoenix with Guillaume Lefebvre and Dan Focht for Jan Hrdina and Francois Leroux, March 11, 2003. Signed by Atlanta as a free agent, August 8, 2005.

2003-05	GP	G	A	PTS	PIM
Reg. Season	19	3	2	5	29
Playoffs	--	--	--	--	--

PETER AHOLA D #6

Acquired from Los Angeles for Jeff Chychrun, Nov. 1992. Traded to San Jose for future considerations, Feb. 1993.

1992-93	GP	G	A	PTS	PIM
Reg. Season	22	0	1	1	14
Playoffs	--	--	--	--	--

BRAD AITKEN LW #17/35

Selected in the third round of Entry Draft (Sault Ste. Marie, OHL), June 1986. Traded to Edmonton Oilers for Kim Issel, March 1991.

1987-88/90-91	GP	G	A	PTS	PIM
Reg. Season	11	1	2	3	25
Playoffs	--	--	--	--	--

PETER ALLEN D #38

Signed as a free agent, Aug. 1995. Signed by San Jose as a free agent, Aug. 1997.

1995-96	GP	G	A	PTS	PIM
Reg. Season	8	0	0	0	8
Playoffs	--	--	--	--	--

RUSS ANDERSON D #7

Selected in the second round of Entry Draft (U. of Minnesota, WCHA), June 1975. Traded with an eighth-round draft choice in the 1983 Entry Draft to Hartford for Rick MacLeish, December 1981.

1976-82	GP	G	A	PTS	PIM
Reg. Season	353	15	77	92	684
Playoffs	10	0	3	3	28

PAUL ANDREA RW #22

Acquired with Dunc McCallum and George Konik from the NY Rangers for Larry Jeffrey, June 1967. Drafted by Oakland in Intra-League Draft, June 1970.

1967-69	GP	G	A	PTS	PIM
Reg. Season	91	18	27	45	4
Playoffs	--	--	--	--	--

GREG ANDRUSAK D #4/36/37/49

Selected in the fifth round of Entry Draft (U. of Minnesota-Duluth, WCHA), June 1988. Signed as a free agent, March 1999. Signed as a free agent by Toronto, July 1999.

1993-96/99	GP	G	A	PTS	PIM
Reg. Season	19	0	5	5	12
Playoffs	12	1	0	1	6

LOU ANGOTTI C #7

Acquired from Philadelphia in a three-way deal with St. Louis, with Pittsburgh sending Ab McDonald to St. Louis, June 1968.

Traded with a first-round pick in 1971 Draft to St. Louis for Ron Schock and Craig Cameron, June 1969.

1968-69	GP	G	A	PTS	PIM
Reg. Season	71	17	20	37	36
Playoffs	--	--	--	--	--

SHAWN ANTOSKI LW #11

Signed as a free agent, July 1996. Traded to Anaheim with Dmitri Mironov for Fredrik Olausson and Alex Hicks, Nov. 1996.

1996-97	GP	G	A	PTS	PIM
Reg. Season	13	0	0	0	49
Playoffs	--	--	--	--	--

SYL APPS C #26

Acquired with Sheldon Kannegiesser from NY Rangers for Glen Sather, Jan. 1971. Traded with Hartland Monahan to Los Angeles for Gene Carr, Dave Schultz and a fourth-round choice in the 1978 Draft, Nov. 1977.

1970-78	GP	G	A	PTS	PIM
Reg. Season	495	151	349	500	241
Playoffs	19	4	4	8	4

JOHN ARBOUR D #3

Purchased with Jean Pronovost from Boston, May 1968. Sold to Vancouver, June 1970.

1968-69	GP	G	A	PTS	PIM
Reg. Season	17	0	2	2	35
Playoffs	--	--	--	--	--

COLBY ARMSTRONG RW #20

Selected in first round of the 2001 Entry Draft, June, 2001.

Traded with Erik Christensen, Angelo Esposito and a 2008 first-round pick to Atlanta for Marian Hossa and Pascal Dupuis, Feb. 26, 2008.

2005-2008	GP	G	A	PTS	PIM
Reg. Season	181	37	61	98	175
Playoffs	5	0	1	1	11

CHUCK ARNASON RW #9

Acquired with Bob Paradise from Atlanta, Jan. 1974. Traded with Steve Durbano and a first-round choice in the 1976 Draft to Kansas City for Simon Nolet, Ed Gilbert and a first-round choice in 1976 Draft, Jan. 1976.

1973-76	GP	G	A	PTS	PIM
Reg. Season	149	47	42	89	32
Playoffs	9	2	4	6	4

JEAN-SEBASTIEN AUBIN G #30

Selected by Pittsburgh in the third round of the 1995 Entry Draft (Sherbrooke, QMJHK). Released July 2004.

1998-2004	GP	W	L	T	GAA
Reg. Season	168	63	72	11	2.90
Playoffs	1	0	0	--	0.00

DON AWREY **D** **#24**
Acquired from Montreal for third-round choice in 1978 Draft and future considerations, Aug. 1976. Rights traded to Washington for Bob Paradise, Oct. 1977.

1976-77	GP	G	A	PTS	PIM
Reg. Season	79	1	12	13	40
Playoffs	3	0	1	1	0

WAYNE BABYCH **RW** **#10/26**
Claimed in Waiver Draft from St. Louis, Oct. 1984. Traded to Quebec for future considerations, Oct. 1985.

1984-85	GP	G	A	PTS	PIM
Reg. Season	67	20	34	54	76
Playoffs	--	--	--	--	--

MATTHEW BARNABY **RW** **#36**
Acquired from Buffalo for Stu Barnes, Mar. 1999. Traded to Tampa Bay for Wayne Primeau, Feb. 1, 2001.

1999-2001	GP	G	A	PTS	PIM
Reg. Season	129	15	18	33	399
Playoffs	24	0	2	2	64

STU BARNES **C** **#14**
Acquired from Florida with Jason Woolley for Chris Wells, Nov. 1996. Traded to Buffalo for Matthew Barnaby, Mar. 1999.

1996-99	GP	G	A	PTS	PIM
Reg. Season	204	67	69	136	66
Playoffs	11	3	4	7	2

TOM BARRASSO **G** **#31/35**
Acquired with a third-round choice in 1990 Draft from Buffalo for Doug Bodger and Darrin Shannon, Nov. 1988. Traded to Ottawa for Ron Tugnutt and Janne Laukkanen, Mar. 2000.

1988-2000	GP	W	L	T	GAA
Reg. Season	458	226	153	53	3.27
Playoffs	101	56	42	--	2.91

DOUG BARRIE **D** **#23**
Purchased from Detroit, Oct. 1968. Selected in Expansion Draft by Buffalo, June 1970.

1968-69	GP	G	A	PTS	PIM
Reg. Season	8	1	1	2	8
Playoffs	--	--	--	--	--

LEN BARRIE **C** **#9**
Signed as a free agent, Aug. 1994. Released July 1996.

1994-96	GP	G	A	PTS	PIM
Reg. Season	53	3	11	14	84
Playoffs	4	1	0	1	8

HANK BASSEN **G** **#1**
Acquired from Detroit for Roy Edwards, Sept. 1967. Retired, Aug. 1968.

1967-68	GP	W	L	T	GAA
Reg. Season	25	10	10	1	2.90
Playoffs	--	--	--	--	--

ANDY BATHGATE **RW** **#9**
Claimed from Detroit in Expansion Draft, June 1967. Loaned to Vancouver (WHL), Sept. 1968. Retired, June 1971.

1967-68/70-71	GP	G	A	PTS	PIM
Reg. Season	150	35	68	103	89
Playoffs	--	--	--	--	--

NOLAN BAUMGARTNER **D** **#6**
Claimed in Waiver Draft from Vancouver, Oct. 4, 2003. Claimed off waivers by Vancouver, Nov. 1, 2003.

2003	GP	G	A	PTS	PIM
Reg. Season	5	0	0	0	2
Playoffs	--	--	--	--	--

PAUL BAXTER **D** **#4**
Signed as a free agent, Aug. 1980. Signed by Calgary as a free agent, Sept. 1983.

1980-83	GP	G	A	PTS	PIM
Reg. Season	202	25	69	94	851
Playoffs	10	0	1	1	4

ROGER BELANGER **C** **#24**
Selected in first round of Entry Draft (Kingston, OHL), June 1984. Released, June 1988.

1984-85	GP	G	A	PTS	PIM
Reg. Season	44	3	5	8	32
Playoffs	--	--	--	--	--

NEIL BELLAND **D** **#22**
Signed as a free agent, Sept. 1986. Released, July 1987.

1986-87	GP	G	A	PTS	PIM
Reg. Season	3	0	1	1	0
Playoffs	--	--	--	--	--

HARVEY BENNETT **C** **#28**
Signed as a free agent, June 1974. Traded to Washington for Stan Gilbertson, Dec 1975.

1974-75	GP	G	A	PTS	PIM
Reg. Season	32	3	3	6	53
Playoffs	--	--	--	--	--

JOSEF BERANEK **LW** **#15/18**
Acquired from Vancouver for future considerations, Mar. 1997. Traded to Edmonton for Bobby Dollas and Tony Hrkac, June 1998. Acquired from Edmonton for German Titov, Mar. 2000. Released July 2001.

1996-97/2000-01	GP	G	A	PTS	PIM
Reg. Season	91	16	19	35	65
Playoffs	29	0	5	5	8

DRAKE BEREHOWSKY **D** **#44/55**
Acquired from Toronto for Grant Jennings, Apr. 1995. Released July 1996. Signed as a free agent, Aug. 29, 2003. Traded to Toronto for Ric Jackman, Feb. 11, 2004.

1995-96/2003-04	GP	G	A	PTS	PIM
Reg. Season	52	5	16	21	63
Playoffs	1	0	0	0	0

YVES BERGERON RW #20/27

Selected in eighth round of Entry Draft (Shawinigan, QMJHL), June 1972. Released June 1977.

1974-75	GP	G	A	PTS	PIM
Reg. Season	3	0	0	0	0
Playoffs	--	--	--	--	--

MARC BERGEVIN D #3/#25

Acquired from St. Louis for Dan Trebil, Dec. 28, 2000. Released, July 2001. Signed by Pittsburgh as a free agent, July 18, 2002. Traded to Tampa Bay for Brian Holzinger, March 11, 2003.

Acquired from Tampa Bay for a ninth-round choice in the 2003 Entry Draft, May 12, 2003. Traded to Vancouver for a seventh-round choice in the 2004 Entry Draft, March 9, 2004.

2000-01/02-03/03-04	GP	G	A	PTS	PIM
Reg. Season	157	4	17	21	89
Playoffs	12	0	1	1	2

STEFAN BERKVIST D #33/3

Selected in the first round of Entry Draft (Leksand, Sweden), June 1993.

1995-2000	GP	G	A	PTS	PIM
Reg. Season	7	0	0	0	9
Playoffs	4	0	0	0	2

RICK BERRY D #6

Acquired from Colorado with Ville Nieminen for Darius Kasparaitis, March 19, 2002. Selected by Washington in the waiver draft, Oct. 4, 2002.

2002	GP	G	A	PTS	PIM
Reg. Season	13	0	2	2	21
Playoffs	--	--	--	--	--

NICK BEVERLEY D #25

Acquired from Boston for Daryl Edestrand, Oct. 1973. Traded to NY Rangers for Vic Hadfield, May 1974.

1973-74	GP	G	A	PTS	PIM
Reg. Season	67	2	14	16	21
Playoffs	--	--	--	--	--

WAYNE BIANCHIN LW #14

Selected in second round of Entry Draft (Flin Flon, WCHL), May 1973. Claimed by Edmonton in Expansion Draft, June 1979.

1973-79	GP	G	A	PTS	PIM
Reg. Season	265	68	41	109	130
Playoffs	3	0	1	1	6

LARRY BIGNELL D #23/24

Selected in third round of Entry Draft (Edmonton WCHL) June 1970. Released, June 1975.

1973-74	GP	G	A	PTS	PIM
Reg. Season	20	0	3	3	2
Playoffs	3	0	0	0	2

LES BINKLEY G #30

Purchased from Cleveland (AHL), Sept. 1966. Signed by Ottawa (WHA) as a free agent, Sept. 1972.

1967-72	GP	W	L	T	GAA
Reg. Season	196	58	94	34	3.12
Playoffs	7	5	2	--	2.10

SCOTT BJUGSTAD RW #27

Acquired with Gord Dineen from Minnesota for Ville Siren and Steve Gotaas, Dec. 1988. Signed as a free agent by Los Angeles, Aug. 1989.

1988-89	GP	G	A	PTS	PIM
Reg. Season	24	3	0	3	4
Playoffs	--	--	--	--	--

BOB BLACKBURN D #4

Selected in Intra-League Draft from NY Rangers, June 1969. Sold to Vancouver (WHL), Sept. 1971.

1969-71	GP	G	A	PTS	PIM
Reg. Season	124	8	12	20	105
Playoffs	7	0	0	0	4

TOM BLADON D #2

Acquired with Orest Kindrachuk from Philadelphia for a first-round pick in 1978 Entry Draft, June 1978. Signed as a free agent by Edmonton, July 1980.

1978-80	GP	G	A	PTS	PIM
Reg. Season	135	6	29	35	99
Playoffs	8	0	5	5	2

MIKE BLAISDELL RW #26

Claimed from NY Rangers in Waiver Draft, Oct. 1985. Signed as a free agent by Toronto, July 1987.

1985-87	GP	G	A	PTS	PIM
Reg. Season	76	16	15	31	38
Playoffs	--	--	--	--	--

DOUG BODGER D #3/33

Selected in first round of Entry Draft (Kamloops, WHL), June 1984. Traded with Darrin Shannon to Buffalo for Tom Barrasso and a third-round choice in 1990 Entry Draft, Nov. 1988.

1984-88	GP	G	A	PTS	PIM
Reg. Season	299	35	132	167	293
Playoffs	--	--	--	--	--

ERIC BOGUNIECKI RW #18/23

Acquired from St. Louis for Steve Poapst, Dec. 2005. Released, July 2006.

2005-06	GP	G	A	PTS	PIM
Reg. Season	38	5	6	11	29
Playoffs	--	--	--	--	--

PATRICK BOILEAU D #5

Signed as a free agent, Aug. 28, 2003. Released July 2004.

2003-04	GP	G	A	PTS	PIM
Reg. Season	16	3	4	7	8
Playoffs	--	--	--	--	--

LEO BOIVIN D #2

Claimed from Detroit in Expansion Draft, June 1967. Traded to Minnesota for Duane Rupp, Jan. 1969.

1967-69	GP	G	A	PTS	PIM
Reg. Season	114	14	26	40	100
Playoffs	--	--	--	--	--

BRIAN BONIN **C** **#17**

Selected in ninth round of Entry Draft (Minnesota WCHA), June 1992. Signed as a free agent by Vancouver, Aug. 1999.

1999	GP	G	A	PTS	PIM
Reg. Season	5	0	0	0	0
Playoffs	3	0	0	0	0

DENNIS BONVIE **RW** **#16**

Signed as a free agent, Sept. 20, 1999. Released July 2001.

1999-2001	GP	G	A	PTS	PIM
Reg. Season	31	0	0	0	80
Playoffs	--	--	--	--	--

JOEL BOUCHARD **D** **#39**

Acquired with Mikael Samuelsson, Rico Fata and Richard Lintner from NY Rangers for Alexei Kovalev, Dan LaCouture, Janne Laukkanen and Mike Wilson, Feb. 10, 2003. Signed by Buffalo as a free agent, July 2003.

2003	GP	G	A	PTS	PIM
Reg. Season	7	0	1	1	0
Playoffs	--	--	--	--	--

PHILIPPE BOUCHER **D** **#43**

Acquired from Dallas for Darryl Sydor, Nov. 16, 2008. Entered free agency, July 2009.

2008-09	GP	G	A	PTS	PIM
Reg. Season	25	3	3	6	24
Playoffs	9	1	3	4	4

BOB BOUGHNER **D** **#6**

Acquired from Nashville for Pavel Skrbek, Mar. 13, 2000. Signed by Calgary as a free agent, July 2001.

2000-01	GP	G	A	PTS	PIM
Reg. Season	69	2	3	5	206
Playoffs	29	0	3	3	37

PHIL BOURQUE **LW/D** **#2/4/29**

Signed as a free agent, June 1982. Signed by NY Rangers as a free agent, June 1992.

1983-84/85-92	GP	G	A	PTS	PIM
Reg. Season	344	75	89	164	435
Playoffs	56	13	12	25	107

PAT BOUTETTE **LW** **#15**

Acquired with Kevin McClelland from Hartford as compensation for Hartford signing Greg Malone, June 1981. Traded to Hartford for rights to Ville Siren, Nov. 1984.

1981-84	GP	G	A	PTS	PIM
Reg. Season	247	65	109	174	548
Playoffs	5	3	1	4	8

RANDY BOYD **D** **#8**

Selected in third round of Entry Draft (Ottawa OHL), June 1980. Traded to Chicago for Greg Fox, Dec. 1983.

1981-83	GP	G	A	PTS	PIM
Reg. Season	84	4	17	21	126
Playoffs	3	0	0	0	11

WALLY BOYER **C** **#18**

Acquired from Montreal for Al MacNeil, June 1968. Released, Jan. 1976.

1968-72	GP	G	A	PTS	PIM
Reg. Season	203	32	62	94	81
Playoffs	10	1	2	3	0

MATT BRADLEY **RW** **#18**

Acquired from San Jose for Wayne Primeau, March 11, 2003.

Released July 2005.

2003-05	GP	G	A	PTS	PIM
Reg. Season	82	7	9	16	65
Playoffs	--	--	--	--	--

TIM BRENT **C** **47**

Acquired from Anaheim Ducks on June 23, 2007 in exchange for Stephen Dixon. Traded to Chicago for Danny Richmond on July 17, 2008.

2008	GP	G	A	PTS	PIM
Reg. Season	1	0	0	0	0
Playoffs	--	--	--	--	--

ANDY BRICKLEY **LW** **#23**

Acquired with Ron Flockhart, Mark Taylor and a first- and third-round choice in 1984 Entry Draft from Philadelphia for Rich Sutter and a second and third round choice in 1984 Entry Draft, Oct. 1983. Signed as a free agent by New Jersey, June 1986.

1983-85	GP	G	A	PTS	PIM
Reg. Season	95	25	35	60	19
Playoffs	--	--	--	--	--

MICHEL BRIERE **C** **#21**

Selected in second round of Entry Draft (Shawinigan QMJHL), June 1969. Died from injuries sustained in a car accident, May 1970.

1969-70	GP	G	A	PTS	PIM
Reg. Season	76	12	32	44	20
Playoffs	10	5	3	8	2

MARTIN BROCHU **G** **#50**

Signed as a free agent, Aug. 22, 2003. Released July 2004.

2003-04	GP	W	L	T	GAA
Reg. Season	1	0	0	0	1.82
Playoffs	--	--	--	--	--

ANDY BROWN **G** **#29/30**

Acquired from Detroit for a third-round choice in 1973 Entry Draft and cash, Feb. 1973. Signed as a free agent by Indianapolis (WHA), July 1974.

1973-74	GP	W	L	T	GAA
Reg. Season	45	16	20	6	3.78
Playoffs	--	--	--	--	--

DOUG BROWN **RW** **#24**

Signed as a free agent, Sept. 1993. Claimed by Detroit in Waiver Draft, Jan. 1995.

1993-95	GP	G	A	PTS	PIM
Reg. Season	77	18	37	55	18
Playoffs	6	0	0	0	2

GREG BROWN **D** **#34**

Signed as a free agent, Sept. 1993. Traded to Winnipeg for future considerations, Apr. 1995.

1993-94	GP	G	A	PTS	PIM
Reg. Season	36	3	8	11	28
Playoffs	6	0	1	1	4

ROB BROWN **RW** **#44**

Selected in fourth round of Entry Draft (Kamloops WHL), June 1986. Traded to Hartford for Scott Young, Dec. 1990. Signed as a free agent, June 1997. Released, June 2000.

1987-91/97-2000	GP	G	A	PTS	PIM
Reg. Season	414	150	192	342	392
Playoffs	43	9	10	19	34

KELLY BUCHBERGER **RW** **#7**

Signed as a free agent, July 31, 2003. Released July 2004.

2003-04	GP	G	A	PTS	PIM
Reg. Season	71	1	3	4	109
Playoffs	--	--	--	--	--

MIKE BULLARD **C** **#22**

Selected in first round of Entry Draft (Brantford OHL), June 1980. Traded to Calgary for Dan Quinn, Nov. 1986.

1980-86	GP	G	A	PTS	PIM
Reg. Season	382	186	175	361	388
Playoffs	9	4	4	8	4

TED BULEY **LW** **#24**

Signed as a free agent, Sept. 1983. Released July 1984.

1983-84	GP	G	A	PTS	PIM
Reg. Season	26	3	2	5	12
Playoffs	--	--	--	--	--

CHARLIE BURNS **C** **#9**

Claimed from Oakland in Intra-League Draft, June 1968. Claimed by Minnesota in Intra-League Draft, June 1969.

1968-69	GP	G	A	PTS	PIM
Reg. Season	76	13	38	51	22
Playoffs	--	--	--	--	--

DAVE BURROWS **D** **#4/8**

Selected from Chicago in Intra-League Draft, June 1971. Traded to Toronto for Randy Carlyle and George Ferguson, June 1978. Acquired with Paul Gardner from Toronto for Kim Davis and Paul Marshall, Nov. 1980. Released July 1982.

1971-78/80-82	GP	G	A	PTS	PIM
Reg. Season	573	24	108	132	301
Playoffs	20	1	3	4	16

ROD BUSKAS **D** **#7**

Selected in sixth round of Entry Draft (Medicine Hat WHL) June 1981. Traded to Vancouver for a sixth-round choice in 1990 Entry Draft, Oct. 1989. Acquired with Tony Tanti and Barry Pederson for Dan Quinn, Andrew McBain and Dave Capuano, Jan. 1990. Selected by Los Angeles in Waiver Draft, Oct. 1990.

1982-89/90	GP	G	A	PTS	PIM
Reg. Season	431	16	48	64	959
Playoffs	10	0	0	0	23

SVEN BUTENSCHON **D** **#22**

Selected in the third round of Entry Draft (Brandon WHL), June 1994. Traded to Edmonton Oilers for Dan LaCouture, March 14, 2001.

1997-2001	GP	G	A	PTS	PIM
Reg. Season	33	0	1	1	12
Playoffs	--	--	--	--	--

ERIC CAIRNS **D** **#33**

Acquired from Florida for a sixth-round pick in 2006 Entry Draft, Jan. 2006. Released, July 2007.

2006-07	GP	G	A	PTS	PIM
Reg. Season	28	1	0	1	92
Playoffs	--	--	--	--	--

JOCK CALLANDER **RW** **#14/36**

Signed as a free agent, July 1987. Signed as a free agent by Tampa Bay, July 1992.

1987-90/91-92	GP	G	A	PTS	PIM
Reg. Season	101	21	28	49	114
Playoffs	22	3	8	11	10

COLIN CAMPBELL **D** **#6**

Selected in second round of Entry Draft (Peterborough OHA), May 1973. Rights transferred to Colorado for 1976-77 as part compensation for an earlier deal, Sept. 1976. Claimed by Edmonton in Expansion Draft, June 1979.

1974-76/77-79	GP	G	A	PTS	PIM
Reg. Season	243	14	52	66	517
Playoffs	19	2	7	9	51

DAVE CAPUANO **RW** **#15**

Selected in second round of Entry Draft (Mt. St. Charles HS), June 1986. Traded with Andrew McBain and Dan Quinn to Vancouver for Tony Tanti, Rod Buskas and Barry Pederson, Jan. 1990.

1989-90	GP	G	A	PTS	PIM
Reg. Season	6	0	0	0	2
Playoffs	--	--	--	--	--

STEVE CARDWELL **LW** **#15/20**

Selected in fifth round of Entry Draft (Oshawa OHA) May 1970. Signed by Minnesota (WHA) as a free agent, May 1973.

1970-73	GP	G	A	PTS	PIM
Reg. Season	53	9	11	20	35
Playoffs	4	0	0	0	2

RANDY CARLYLE **D** **#25**

Acquired with George Ferguson from Toronto for Dave Burrows, June 1978. Traded to Winnipeg for a first-round choice in 1984 Entry Draft and future considerations, Mar. 1984.

1978-84	GP	G	A	PTS	PIM
Reg. Season	397	66	257	323	582
Playoffs	22	6	8	14	41

SEBASTIEN CARON **G** **#31**

Selected in fourth round of Entry Draft, June 1999. Released July 2006

2002-06	GP	W	L	T	GAA
Reg. Season	90	24	47	12	3.49
Playoffs	--	--	--	--	--

GENE CARR **C** **#28**

Acquired with Dave Schultz and a fourth-round pick in 1978 Entry Draft from Los Angeles for Syl Apps and Hartland Monahan, Nov. 1977. Signed as a free agent by Atlanta, June 1978.

1977-78	GP	G	A	PTS	PIM
Reg. Season	70	17	37	54	76
Playoffs	--	--	--	--	--

TOM CASSIDY **C** **#11**

Signed as a free agent, Oct. 1977. Loaned to Baltimore (AHL), Dec. 1977.

1977	GP	G	A	PTS	PIM
Reg. Season	26	3	4	7	15
Playoffs	--	--	--	--	--

JAY CAUFIELD **RW** **#16**

Claimed from Minnesota in Waiver Draft, Oct. 1988. Released June 1993.

1988-93	GP	G	A	PTS	PIM
Reg. Season	196	3	7	10	714
Playoffs	14	0	0	0	30

JOHN CHABOT **C** **#9**

Acquired from Montreal for Ron Flockhart, Nov. 1984. Signed as a free agent by Detroit, June 1987.

1984-87	GP	G	A	PTS	PIM
Reg. Season	216	36	98	134	26
Playoffs	--	--	--	--	--

BLAIR CHAPMAN **RW** **#9**

Selected in the first round of Entry Draft (Saskatoon WHL), June 1976. Traded to St. Louis for Bob Stewart, Nov. 1979.

1976-79	GP	G	A	PTS	PIM
Reg. Season	227	48	51	99	71
Playoffs	10	2	1	3	9

TODD CHARLESWORTH **D** **#2/6/27/34**

Selected in second round of Entry Draft (Oshawa OHL), June 1983. Signed as a free agent by Edmonton, June 1989.

1983-84/85-88	GP	G	A	PTS	PIM
Reg. Season	86	3	9	12	41
Playoffs	--	--	--	--	--

ALAIN CHEVRIER **G** **#30**

Acquired from Chicago for future considerations, Mar. 1990. Signed as a free agent by Detroit, July 1990.

1990	GP	W	L	T	GAA
Reg. Season	3	1	2	0	5.06
Playoffs	--	--	--	--	--

ANDY CHIDO **G** **#40**

Selected in seventh round of Entry Draft, June 2003. Released July 2006.

2003-06	GP	W	L	T	GAA
Reg. Season	8	3	4	1	3.46
Playoffs	--	--	--	--	--

MARC CHORNEY **D** **#16/24**

Selected in fifth round of Entry Draft (U. of North Dakota WCHA), Aug. 1979. Traded to Los Angeles for a sixth-round choice in 1985 Entry Draft, Oct. 1983.

1980-83	GP	G	A	PTS	PIM
Reg. Season	139	5	18	23	151
Playoffs	7	0	1	1	2

TOM CHORSKE **LW** **#17**

Signed as a free agent, Sept. 2, 1999. Released July 2000.

1999-2000	GP	G	A	PTS	PIM
Reg. Season	33	1	5	6	2
Playoffs	--	--	--	--	--

ERIK CHRISTENSEN **C** **#16**

Selected in third round of the 2002 Entry Draft, June, 2002. Traded with Colby Armstrong, Angelo Esposito and a 2008 first-round pick to Atlanta for Marian Hossa and Pascal Dupuis, Feb., 2008.

2005-2008	GP	G	A	PTS	PIM
Reg. Season	143	33	33	66	98
Playoffs	4	0	0	0	6

JEFF CHRISTIAN **LW** **#34/28/72**

Signed as a free agent, Aug. 1995. Signed by Phoenix as a free agent, July 1997.

1995-97	GP	G	A	PTS	PIM
Reg. Season	15	2	2	4	15
Playoffs	--	--	--	--	--

JEFF CHYCHRUN **D** **#6**

Acquired with Brian Benning and a first-round choice in the 1992 Entry Draft from Los Angeles for Paul Coffey, Feb. 1992. Traded to Los Angeles for Peter Ahola, Nov. 1992.

1992	GP	G	A	PTS	PIM
Reg. Season	18	0	1	1	37
Playoffs	--	--	--	--	--

KIM CLACKSON **D** **#6**

Claimed from Winnipeg in Expansion Draft, June 1979. Sent to Quebec as compensation for Pittsburgh's signing Paul Baxter, Aug. 1980.

1979-80	GP	G	A	PTS	PIM
Reg. Season	45	0	3	3	166
Playoffs	3	0	0	0	37

PAUL COFFEY **D** **#77**

Acquired with Dave Hunter and Wayne Van Dorp from Edmonton for Craig Simpson, Chris Joseph, Moe Mantha and Dave Hannan, Nov. 1987. Traded to Los Angeles for Jeff Chychrun, Brian Benning and a first-round choice in the 1992 Entry Draft, Feb. 1992.

1987-92	GP	G	A	PTS	PIM
Reg. Season	331	108	332	440	573
Playoffs	23	4	22	26	37

TY CONKLIN **G** **35**

Signed as a free agent on July 19, 2007. Signed with Detroit on July 1, 2008.

2007-08	GP	W	L	T	GAA
Reg. Season	33	18	8	5	2.51
Playoffs	--	--	--	--	--

RENE CORBET **LW** **#9**

Acquired from Calgary with Tyler Moss for Brad Werenka, Mar. 2000. Released, July 2001.

2000-01	GP	G	A	PTS	PIM
Reg. Season	47	9	9	18	57
Playoffs	24	2	1	3	21

MIKE CORRIGAN **LW** **#27**

Acquired from Los Angeles for a fifth-round choice in 1977 Entry Draft, Oct. 1976. Released June 1978.

1976-78	GP	G	A	PTS	PIM
Reg. Season	98	22	39	61	46
Playoffs	2	0	0	0	0

JACQUES COSSETTE **RW** **#20/27**

Selected in second round of Entry Draft (Sorel QJHL), May 1974. Released Feb. 1985.

1975-76/77-79	GP	G	A	PTS	PIM
Reg. Season	64	8	6	14	29
Playoffs	3	0	1	1	4

CORY CROSS **D** **#4**

Acquired from Edmonton with Jani Rita for Dick Tarnstrom, Jan. 26, 2006. Traded to Detroit for a fourth-round draft choice, March 9, 2006.

2005-06	GP	G	A	PTS	PIM
Reg. Season	6	0	1	1	6
Playoffs	--	--	--	--	--

BRUCE CROWDER **RW** **#28**

Claimed from Boston in Waiver Draft, Oct. 1984. Released Feb. 1985.

1984-85	GP	G	A	PTS	PIM
Reg. Season	26	4	7	11	23
Playoffs	--	--	--	--	--

GREG CROZIER **LW** **#32**

Selected in the third round of the 1994 Entry Draft (Lawrence Academy). Signed by Boston as a free agent, July 2001.

2000-01	GP	G	A	PTS	PIM
Reg. Season	1	0	0	0	0
Playoffs	--	--	--	--	--

JOHN CULLEN **C** **#11**

Signed as a free agent, June 1988. Traded with Zarley Zalapski and Jeff Parker to Hartford for Ron Francis, Ulf Samuelsson and Grant Jennings, Mar. 1991. Signed as a free agent, Aug. 1994. Signed as a free agent by Tampa Bay, Sept. 1995.

1988-91/94-95	GP	G	A	PTS	PIM
Reg. Season	262	88	184	272	399
Playoffs	20	3	8	11	36

RANDY CUNNEYWORTH **LW** **#15**

Acquired with Mike Moller from Buffalo for Pat Hughes, Oct. 1985. Traded with Dave McLlwain and Rick Tabaracci to Winnipeg for Andrew McBain, Jim Kyte and Randy Gilhen, June 1989.

1985-89	GP	G	A	PTS	PIM
Reg. Season	295	101	115	216	513
Playoffs	11	3	5	8	26

CHRIS DAHLQUIST **D** **#2/4**

Signed as a free agent, May 1985. Traded with Jim Johnson to Minnesota for Peter Taglianetti and Larry Murphy, Dec. 1990.

1985-90	GP	G	A	PTS	PIM
Reg. Season	195	10	26	36	221
Playoffs	2	0	0	0	0

ALEXANDRE DAIGLE **RW** **#11**

Signed as a free agent, Aug. 13, 2002. Released, June 2003.

2002-03	GP	G	A	PTS	PIM
Reg. Season	33	4	3	7	8
Playoffs	--	--	--	--	--

J.J. DAIGNEAULT **D** **#36**

Acquired from St. Louis for a sixth-round choice in 1996 Entry Draft, Mar. 1996. Traded to Anaheim for Garry Valk, Feb. 1997.

1996-97	GP	G	A	PTS	PIM
Reg. Season	66	6	17	23	59
Playoffs	17	1	9	10	36

JOE DALEY **G** **#1**

Selected from Detroit in Expansion Draft, June 1967. Claimed by Buffalo on waivers, June 1970.

1967-70	GP	W	L	T	GAA
Reg. Season	38	11	18	6	3.16
Playoffs	--	--	--	--	--

JEFF DANIELS **LW** **#18/20**

Selected in sixth round of Entry Draft (Oshawa OHL), June 1986. Traded to Florida for Greg Hawgood, Mar. 1994.

1990-94	GP	G	A	PTS	PIM
Reg. Season	134	8	11	19	36
Playoffs	12	3	2	5	0

KIM DAVIS **LW** **#16/22/30**

Selected in third round of Entry Draft (Flin Flon WCHL) June 1977. Traded with Paul Marshall to Toronto for Paul Gardner and Dave Burrows, Nov. 1980.

1977-81	GP	G	A	PTS	PIM
Reg. Season	34	5	7	12	47
Playoffs	4	0	0	0	0

BILLY DEA **LW** **#14**

Claimed from Chicago in Expansion Draft, June 1967. Traded to Detroit for Mike McMahon, Oct. 1969.

1967-69	GP	G	A	PTS	PIM
Reg. Season	139	26	20	46	12
Playoffs	--	--	--	--	--

NELSON DeBENEDET		LW		#23	
Acquired from Detroit for Hank Nowak and a third-round choice in 1974 Entry Draft, May 1974. Released July 1976.					
1974-76	GP	G	A	PTS	PIM
Reg. Season	31	6	3	9	11
Playoffs	--	--	--	--	--

DEAN DeFAZIO		LW		#12	
Selected in ninth round of Entry Draft (Brantford OHA), June 1981. Released July 1986.					
1983-84	GP	G	A	PTS	PIM
Reg. Season	22	0	2	2	28
Playoffs	--	--	--	--	--

GILBERT DELORME		D		#27	
Signed as a free agent, July 1989. Released July 1992.					
1989-92	GP	G	A	PTS	PIM
Reg. Season	54	3	7	10	44
Playoffs	--	--	--	--	--

AB DeMARCO		D		#5	
Acquired with Steve Durbano and Bob Kelly from St. Louis for Bryan Watson, Greg Polis and a second-round pick in 1974 Entry Draft, Jan. 1974. Traded to Vancouver for Barry Wilkins, Nov. 1974.					
1974	GP	G	A	PTS	PIM
Reg. Season	42	9	13	22	8
Playoffs	--	--	--	--	--

LARRY DEPALMA		LW		#12	
Claimed from NY Islanders on waivers, Mar. 1994. Released June 1995.					
1994-95	GP	G	A	PTS	PIM
Reg. Season	6	1	0	1	5
Playoffs	1	0	0	0	0

PHILIPPE DeROUVILLE		G		#30	
Selected in the fifth round of Entry Draft (College Francais, QMJHL), June 1992. Released July 1997.					
1994-97	GP	W	L	T	GAA
Reg. Season	3	1	1	0	2.52
Playoffs	--	--	--	--	--

BOB DILLABOUGH		LW		#15	
Selected from Boston in Expansion Draft, June 1967. Traded to Oakland for Billy Harris, Nov. 1968.					
1967-68	GP	G	A	PTS	PIM
Reg. Season	61	7	12	19	20
Playoffs	--	--	--	--	--

GORD DINEEN		D		#5	
Acquired with Scott Bjugstad from Minnesota for Ville Siren and Steve Gotaas, Dec. 1988. Released July 1992.					
1988-92	GP	G	A	PTS	PIM
Reg. Season	117	2	10	12	173
Playoffs	11	0	2	2	8

MICHEL DION		G		#29	
Signed as a free agent, June 1981. Released July 1985.					
1981-85	GP	W	L	T	GAA
Reg. Season	151	42	79	20	4.28
Playoffs	5	0	0	0	0

BOBBY DOLLAS		D		#8	
Acquired with Tony Hrkac from Edmonton for Josef Beranek, June 1998. Signed by Long Beach (IHL) as a free agent, Aug. 1999. Acquired from San Jose with Johan Hedberg for Jeff Norton, March 12, 2001. Released July 2001.					
1998-99/2001	GP	G	A	PTS	PIM
Reg. Season	75	2	8	10	64
Playoffs	13	1	0	1	6

ROBERT DOME		C/LW		#15/59	
Selected in first round of Entry Draft (Las Vegas IHL), June 1997. Signed by Calgary as a free agent, July 2002.					
1997-2000	GP	G	A	PTS	PIM
Reg. Season	52	7	7	14	12
Playoffs	--	--	--	--	--

SHEAN DONOVAN		RW		#18	
Acquired off waivers from Atlanta, March 15, 2002. Traded to Calgary for Mathias Johansson and Micki Dupont, March 11, 2003.					
2002-03	GP	G	A	PTS	PIM
Reg. Season	65	6	6	12	34
Playoffs	--	--	--	--	--

ROB DOPSON		G		#1	
Signed as a free agent, July 1991. Released July 1994.					
1993-94	GP	W	L	T	GAA
Reg. Season	2	0	0	0	4.00
Playoffs	--	--	--	--	--

JUSTIN DUBERMAN		RW		#37	
Signed as a free agent, Nov. 1992. Released June 1995.					
1992-95	GP	G	A	PTS	PIM
Reg. Season	4	0	0	0	0
Playoffs	--	--	--	--	--

RON DUGUAY		RW		#10/35	
Acquired from Detroit for Doug Shedden, Mar. 1986. Traded to NY Rangers for Chirs Kontos, Jan. 1987.					
1986-87	GP	G	A	PTS	PIM
Reg. Season	53	11	20	31	36
Playoffs	--	--	--	--	--

MICKI DuPONT		D		#47	
Acquired from Calgary with Mathias Johansson for Shean Donovan, March, 2003. Signed with St. Louis, July 2007.					
2006-07	GP	G	A	PTS	PIM
Reg. Season	3	0	1	1	4
Playoffs	--	--	--	--	--

STEVE DURBANO **D** **#7**

Acquired with Ab DeMarco and Bob Kelly from St. Louis for Bryan Watson, Greg Polis and a second-round choice in 1974 Entry Draft, Jan. 1974. Traded with Chuck Arnason and a first-round choice in 1976 Entry Draft to Kansas City for Simon Nolet, Ed Gilbert and a first-round choice in 1976 Entry Draft, Jan. 1976.

1974-76	GP	G	A	PTS	PIM
Reg. Season	66	4	23	27	309
Playoffs	--	--	--	--	--

STEVE DYKSTRA **D** **#22**

Selected from Edmonton in Waiver Draft, Oct. 1988. Signed as a free agent by Hartford, Oct. 1989.

1988-89	GP	G	A	PTS	PIM
Reg. Season	65	1	6	7	126
Playoffs	1	0	0	0	2

JOE DZIEDZIC **LW** **#16**

Selected in third round of Entry Draft (U. of Minnesota CCHA) June 1990. Signed by Phoenix as a free agent, Aug. 1998.

1995-97	GP	G	A	PTS	PIM
Reg. Season	128	14	14	28	131
Playoffs	21	1	3	4	23

MIKE EASTWOOD **C** **#20**

Signed as a free agent, July 31, 2003. Released July 2005.

2003-05	GP	G	A	PTS	PIM
Reg. Season	82	4	15	19	40
Playoffs	--	--	--	--	--

DARRYL EDESTRAND **D** **#25**

Purchased from Hershey (AHL), June 1970. Traded to Boston for Nick Beverley, Oct. 1973.

1970-73	GP	G	A	PTS	PIM
Reg. Season	158	25	47	72	140
Playoffs	4	0	2	2	0

TOM EDUR **D** **#2**

Acquired from Colorado for Dennis Owchar, Dec. 1977. Retired Sept. 1978.

1977-78	GP	G	A	PTS	PIM
Reg. Season	58	5	38	43	18
Playoffs	--	--	--	--	--

GARY EDWARDS **G** **#30**

Acquired from St. Louis for an eighth-round choice in 1984 Entry Draft, Feb. 1982. Released Sept. 1982.

1982	GP	W	L	T	GAA
Reg. Season	6	3	2	1	3.67
Playoffs	--	--	--	--	--

MARV EDWARDS **G** **#30**

Signed as a free agent, Sept. 1967. Sold to Toronto, June 1969.

1968-69	GP	W	L	T	GAA
Reg. Season	1	0	1	0	3.00
Playoffs	--	--	--	--	--

ROY EDWARDS **G** **#1**

Selected from Chicago in Expansion Draft, June 1967. Traded to Detroit for Hank Bassen, Sept. 1967. Purchased from Detroit, June 1971. Traded to Detroit for a second round choice in 1973 and 1974 Drafts, Oct. 1972.

1971-72	GP	W	L	T	GAA
Reg. Season	15	2	8	4	2.55
Playoffs	--	--	--	--	--

NILS EKMAN **LW** **#28**

Acquired from San Jose with Patrick Ehelechner for a second-round pick in 2007 Entry Draft. Released July 2007.

2006-07	GP	G	A	PTS	PIM
Reg. Season	34	6	9	15	24
Playoffs	--	--	--	--	--

SHANE ENDICOTT **C** **#23/14**

Selected in second round of Entry Draft, June 2000. Released July 2006.

2001-06	GP	G	A	PTS	PIM
Reg. Season	45	1	2	3	47
Playoffs	--	--	--	--	--

BRYAN ERICKSON **RW** **#14**

Acquired from Los Angeles for Chris Kontos and a sixth-round choice in 1988 Draft, Feb. 1988. Released, Aug. 1988.

1988	GP	G	A	PTS	PIM
Reg. Season	11	1	4	5	0
Playoffs	--	--	--	--	--

BOB ERREY **LW** **#10/12**

Selected in first round of Entry Draft (Peterborough OHL) June 1983. Traded to Buffalo for Mike Ramsey, Mar. 1993.

1983-93	GP	G	A	PTS	PIM
Reg. Season	572	132	140	272	651
Playoffs	49	9	4	13	51

PAT FALLOON **RW** **#14**

Claimed off of waivers from Edmonton, Feb. 2000. Released, June 2000.

2000	GP	G	A	PTS	PIM
Reg. Season	30	4	9	13	10
Playoffs	10	1	0	1	2

RICO FATA **LW** **#19/9**

Acquired from NY Rangers with Mikael Samuelsson, Joel Bouchard, Richard Lintner and future considerations for Alexei Kovalev, Dan LaCouture, Janne Laukkanen and Mike Wilson, Feb. 10, 2003. Claimed on waivers by Atlanta on Jan. 31, 2006.

2003-05	GP	G	A	PTS	PIM
Reg. Season	120	21	26	47	74
Playoffs	--	--	--	--	--

MARIO FAUBERT **D** **#5/24/28**

Selected in fourth round of Entry Draft (St. Louis U. CCHA), May 1974. Released June 1983.

1974-78/79-82	GP	G	A	PTS	PIM
Reg. Season	231	21	90	111	222
Playoffs	10	2	2	4	6

TONY FELTRIN **D** **#33**

Selected in fourth round of Entry Draft (Victoria WHL), June 1980. Loaned to Salt Lake (CHL), Oct. 1983.

1980-83	GP	G	A	PTS	PIM
Reg. Season	39	3	3	6	44
Playoffs	--	--	--	--	--

ANDREW FERENCE **D** **#7**

Selected in the eighth round of the 1997 Entry Draft. Traded to Calgary for a conditional draft pick, Feb. 10, 2003.

1999-2003	GP	G	A	PTS	PIM
Reg. Season	163	11	25	36	157
Playoffs	18	3	7	10	16

GEORGE FERGUSON **RW** **#11**

Acquired with Randy Carlyle from Toronto for Dave Burrows, June 1978. Traded with a first-round pick in 1983 Entry Draft to Minnesota for Anders Hakansson, Ron Meighan and a first-round choice in 1983 Entry Draft, Oct. 1982.

1978-83	GP	G	A	PTS	PIM
Reg. Season	310	89	106	195	162
Playoffs	22	4	11	15	13

CHRIS FERRARO **RW** **#57**

Claimed off waivers from NY Rangers, Oct. 1997. Signed by Edmonton as a free agent, Aug. 1998.

1997-98	GP	G	A	PTS	PIM
Reg. Season	46	3	4	7	43
Playoffs	--	--	--	--	--

PETER FERRARO **RW** **#17**

Claimed off waivers from NY Rangers, Oct. 1997. Claimed on waivers by NY Rangers, Jan. 1998.

1997-98	GP	G	A	PTS	PIM
Reg. Season	29	3	4	7	12
Playoffs	--	--	--	--	--

RUSTY FITZGERALD **LW** **#34/52**

Selected in second round of Entry Draft (Duluth East HS), June 1991. Released July 1996.

1994-96	GP	G	A	PTS	PIM
Reg. Season	25	2	2	4	12
Playoffs	5	0	0	0	4

JOHN FLESCH **LW** **#11**

Signed as a free agent, Feb. 1978. Released June 1978.

1978	GP	G	A	PTS	PIM
Reg. Season	29	7	5	12	19
Playoffs	--	--	--	--	--

RON FLOCKHART **C** **#9**

Acquired with Mark Taylor, Andy Brickley and a first- and third-round choice in 1984 Entry Draft from Philadelphia for Rich Sutter and a second- and third-round choice in 1984 Entry Draft, Oct. 1983. Traded to Montreal for John Chabot, Nov. 1984.

1983-84	GP	G	A	PTS	PIM
Reg. Season	80	27	23	50	44
Playoffs	--	--	--	--	--

DAN FOCHT **D** **#4**

Acquired from Phoenix with Ramzi Abid and Guillaume Lefebvre for Jan Hrdina and Francois Leroux, March 11, 2003. Released July 2004.

2003-04	GP	G	A	PTS	PIM
Reg. Season	64	2	6	8	124
Playoffs	--	--	--	--	--

BRYAN FOGARTY **D** **#33**

Acquired from Quebec for rights to Scott Young, Mar. 1992. Released June 1993.

1992-93	GP	G	A	PTS	PIM
Reg. Season	12	0	4	4	4
Playoffs	--	--	--	--	--

VAL FONTEYNE **LW** **#8**

Selected from Detroit in Expansion Draft, June 1967. Signed by Edmonton (WHA), Sept. 1972.

1967-72	GP	G	A	PTS	PIM
Reg. Season	349	39	82	121	4
Playoffs	14	0	2	2	2

BRIAN FORD **G** **#31**

Acquired from Quebec for Tom Thornbury, Dec. 1984. Released July 1985.

1984-85	GP	W	L	T	GAA
Reg. Season	8	2	6	0	6.30
Playoffs	--	--	--	--	--

COREY FOSTER **D** **#4**

Signed as a free agent, Aug. 1995. Claimed by NY Islanders in Waiver Draft, Sept. 1996.

1995-96	GP	G	A	PTS	PIM
Reg. Season	11	2	2	4	2
Playoffs	3	0	0	0	4

GREG FOX **D** **#2**

Acquired from Chicago for Randy Boyd, Dec. 1983. Released July 1985.

1983-85	GP	G	A	PTS	PIM
Reg. Season	75	4	10	14	92
Playoffs	--	--	--	--	--

RON FRANCIS **C** **#9/10**

Acquired with Ulf Samuelsson and Grant Jennings from Hartford for John Cullen, Zarley Zalapski and Jeff Parker, Mar. 1991.

Signed as a free agent by Carolina, July 1998.

1991-98	GP	G	A	PTS	PIM
Reg. Season	533	164	449	613	410
Playoffs	97	32	68	100	67

DAN FRAWLEY **RW** **#28**

Claimed from Chicago in Waiver Draft, Oct. 1985. Released June 1990.

1985-90	GP	G	A	PTS	PIM
Reg. Season	240	33	47	80	610
Playoffs	--	--	--	--	--

MAXIM GALANOV **D** **#47**

Claimed from NY Rangers in Waiver Draft, Oct. 1998. Selected by Atlanta in Expansion Draft, June 1999.

1998-99	GP	G	A	PTS	PIM
Reg. Season	51	4	3	7	14
Playoffs	1	0	0	0	0

PERRY GANCHAR **RW** **#8**

Acquired from Montreal for future considerations, Dec. 1987. Released June 1990.

1987-90	GP	G	A	PTS	PIM
Reg. Season	33	2	5	7	36
Playoffs	--	--	--	--	--

PAUL GARDNER **C** **#20/30**

Acquired with Dave Burrows from Toronto for Kim Davis and Paul Marshall, Nov. 1980. Signed as a free agent by Washington, July 1984.

1980-84	GP	G	A	PTS	PIM
Reg. Season	207	98	105	203	105
Playoffs	10	2	5	7	10

ROB GARNER **C** **#24**

Selected in fifth round of Entry Draft (Toronto OHL), June 1978. Released Aug. 1983.

1982-83	GP	G	A	PTS	PIM
Reg. Season	1	0	0	0	0
Playoffs	--	--	--	--	--

MATHIEU GARON **G** **#32**

Acquired from Edmonton for Dany Sabourin, Ryan Stone and 2011 fourth-round pick, Jan. 17, 2009. Signed with Columbus, July 2009.

2009	GP	W	L	T	GAA
Reg. Season	4	2	1	0	2.91
Playoffs	1	0	0	0	0.00

STEVE GATZOS **RW** **#26/28**

Selected in second round of Entry Draft (Sault Ste. Marie OHL), June 1981. Released Oct. 1986.

1981-85	GP	G	A	PTS	PIM
Reg. Season	89	15	20	35	83
Playoffs	1	0	0	0	0

ROBERT GEALE **C** **#28**

Selected in eighth round of Entry Draft (Portland WHL), June 1980. Released Dec. 1985.

1984-85	GP	G	A	PTS	PIM
Reg. Season	1	0	0	0	2
Playoffs	--	--	--	--	--

LEE GIFFIN **RW** **#11/17/34**

Selected in second round of Entry Draft (Oshawa OHL), June 1985. Traded to NY Rangers for future considerations, Sept. 1989.

1986-89	GP	G	A	PTS	PIM
Reg. Season	27	1	3	4	9
Playoffs	--	--	--	--	--

ED GILBERT **C** **#23**

Acquired with Simon Nolet and a first-round choice in 1976

Entry Draft from Kansas City for Steve Durban, Chuck Arnason and a first-round choice in 1976 Entry Draft, Jan. 1976. Released June 1976.

1976	GP	G	A	PTS	PIM
Reg. Season	45	1	1	2	0
Playoffs	--	--	--	--	--

STAN GILBERTSON **LW** **#15**

Acquired from Washington for Harvey Bennett, Dec. 1975.

Released

June 1978.

1975-77	GP	G	A	PTS	PIM
Reg. Season	115	19	17	36	19
Playoffs	3	1	1	2	2

RANDY GILHEN **C** **#15/19**

Acquired with Jim Kyte and Andrew McBain from Winnipeg for Randy Cunneynorth, Rick Tabaracci and Dave McLlwin, June 1989. Claimed by Minnesota in Expansion Draft, May 1991.

1989-91	GP	G	A	PTS	PIM
Reg. Season	133	20	21	41	105
Playoffs	16	1	0	1	14

HAL GILL **D** **#2**

Acquired from Toronto for 2008 second-round and 2009 fifth-round pick, Feb. 26, 2008. Signed as free agent by Montreal, July 2009.

2008-09	GP	G	A	PTS	PIM
Reg. Season	80	3	11	14	69
Playoffs	44	0	3	3	18

BOB GLADNEY **D** **#33**

Signed as a free agent, Sept. 1983. Retired Oct. 1984.

1983-84	GP	G	A	PTS	PIM
Reg. Season	13	1	5	6	2
Playoffs	--	--	--	--	--

DAVE GOERTZ **D** **#32**

Selected in tenth round of Entry Draft (Regina WHL) June 1983. Released June 1989.

1987-88	GP	G	A	PTS	PIM
Reg. Season	2	0	0	0	2
Playoffs	--	--	--	--	--

STEVE GOTAAS **C** **#16**

Selected in fifth round of Entry Draft (Prince Albert WHL) June 1985. Traded with Ville Siren to Minnesota for Scott Bjugstad and Gord Dineen, Dec. 1988.

1987-88	GP	G	A	PTS	PIM
Reg. Season	36	5	6	11	45
Playoffs	--	--	--	--	--

PAT GRAHAM **LW** **#24**

Selected in sixth round of Entry Draft (Niagara Falls OHL), June 1980. Traded with Nick Ricci to Toronto for Rocky Saganiuk and Vincent Tremblay, Aug 1983.

1981-83	GP	G	A	PTS	PIM
Reg. Season	62	7	13	20	71
Playoffs	4	0	0	0	2

TUOMAS GRONMAN **D** **#42**
Acquired from Chicago for Greg Johnson, Oct. 1997. Released July 1999.

1997-99	GP	G	A	PTS	PIM
Reg. Season	22	1	2	3	25
Playoffs	1	0	0	0	0

SCOTT GRUHL **LW** **#38**
Signed as a free agent, Dec. 1987. Released July 1988.

1987-88	GP	G	A	PTS	PIM
Reg. Season	6	1	0	1	0
Playoffs	--	--	--	--	--

STEVE GUENETTE **G** **#1/30**
Signed as a free agent, July 1986. Traded to Calgary for a sixth-round choice in 1989 Entry Draft, Jan. 1989.

1986-89	GP	W	L	T	GAA
Reg. Season	32	17	15	0	3.71
Playoffs	--	--	--	--	--

VIC HADFIELD **LW** **#11**
Acquired from NY Rangers for Nick Beverley, May 1974. Retired June 1977.

1974-77	GP	G	A	PTS	PIM
Reg. Season	163	61	79	140	118
Playoffs	10	5	2	7	11

ANDERS HAKANSSON **LW** **#11**
Acquired with Ron Meighan and a first-round choice in 1983 Entry Draft from Minnesota for George Ferguson and a first-round choice in 1983 Entry Draft, Oct. 1982. Traded to Los Angeles for rights to Kevin Stevens, Sept. 1983.

1982-83	GP	G	A	PTS	PIM
Reg. Season	62	9	12	21	26
Playoffs	--	--	--	--	--

ADAM HALL **C** **18/28**
Signed as a free agent on Oct. 1, 2007. Signed with Tampa Bay on July 1, 2008.

2007-08	GP	G	A	PTS	PIM
Reg. Season	46	2	4	6	24
Playoffs	17	3	1	4	8

JIM HAMILTON **LW** **#13/23/28**
Selected in second round of Entry Draft (London OHL), June 1977. Released Jan. 1985.

1978-79/84-85	GP	G	A	PTS	PIM
Reg. Season	95	14	18	32	28
Playoffs	6	3	0	3	0

DAVE HANNAN **C** **#20/32**
Selected in tenth round of Entry Draft (Brantford OHA), June 1981. Traded with Craig Simpson, Moe Mantha and Chris Joseph to Edmonton for Paul Coffey, Dave Hunter and Wayne Van Dorp, Nov. 1987. Claimed from Edmonton in Waiver Draft, Oct. 1988. Claimed by Toronto in Waiver Draft, Oct. 1989.

1981-88/88-89	GP	G	A	PTS	PIM
Reg. Season	355	60	88	148	530
Playoffs	8	0	1	1	4

NICK HARBARUK **RW** **#11**
Selected from Vancouver in Intra-League Draft, June 1969. Traded to St. Louis for Bob Johnson, Oct. 1973.

1969-73	GP	G	A	PTS	PIM
Reg. Season	308	40	61	101	257
Playoffs	14	3	1	4	20

BILLY HARRIS **C** **#15**
Acquired from Oakland for Bill Dillabough, Nov. 1968. Retired Oct. 1969.

1968-69	GP	G	A	PTS	PIM
Reg. Season	55	7	13	20	8
Playoffs	--	--	--	--	--

PAUL HARRISON **G** **#1**
Acquired from Toronto for future considerations, Sept. 1981. Claimed by Buffalo off waivers, Feb. 1982.

1981-82	GP	W	L	T	GAA
Reg. Season	13	3	7	0	5.49
Playoffs	--	--	--	--	--

KEVIN HATCHER **D** **#4**
Acquired from Dallas for Sergei Zubov, June 1996. Traded to NY Rangers for Peter Popovic, Oct. 1999.

1996-99	GP	G	A	PTS	PIM
Reg. Season	220	45	95	140	193
Playoffs	24	4	4	8	2

GREG HAWGOOD **D** **#4**
Acquired from Florida for Jeff Daniels, Mar. 1994. Released June 1995.

1994-95	GP	G	A	PTS	PIM
Reg. Season	33	2	6	8	33
Playoffs	1	0	0	0	0

JOHAN HEDBERG **G** **#1**
Acquired with Bobby Dollas from San Jose for Jeff Norton, March 12, 2001. Traded to Vancouver for a second-round choice in the 2004 Entry Draft, Aug. 2003.

2001-03	GP	W	L	T	GAA
Reg. Season	116	46	57	12	2.88
Playoffs	18	9	9	--	2.30

SHAWN HEINS **D** **#57**
Acquired from San Jose for a conditional draft pick, Feb. 9, 2003. Released July 2003.

2003	GP	G	A	PTS	PIM
Reg. Season	27	1	1	2	33
Playoffs	--	--	--	--	--

DENIS HERRON **G** **#1/29**
Selected in third round of Entry Draft (Trois Rivières QJHL) June 1972. Traded with Jean Guy Legace to Kansas City for Michel Plasse, June 1975. Signed as a free agent, Aug. 1976. Traded with a second-round choice in 1982 Entry Draft to Montreal for Pat Hughes and Rob Holland, Aug. 1979. Acquired from Montreal for a third-round choice in 1985 Entry Draft, Sept. 1982. Released July 1986.

1972-79/82-86	GP	W	L	T	GAA
Reg. Season	290	88	133	44	3.87
Playoffs	10	3	7	--	3.49

BRYAN HEXTALL **C** **#7**

Purchased from Toronto, May 1969. Claimed on waivers by Atlanta, Jan. 1974.

1969-74	GP	G	A	PTS	PIM
Reg. Season	335	71	115	186	498
Playoffs	14	0	3	3	43

BILLY HICKE **RW** **#9**

Purchased from California, Sept. 1971. Sold to Detroit, Nov. 1971.

1971	GP	G	A	PTS	PIM
Reg. Season	12	2	0	2	6
Playoffs	--	--	--	--	--

ALEX HICKS **C** **#33**

Acquired with Fredrik Olausson from Anaheim for Shawn Antoski and Dmitri Mironov, Nov. 1996. Signed as a free agent by San Jose, Sept. 1998.

1996-98	GP	G	A	PTS	PIM
Reg. Season	113	12	28	40	130
Playoffs	11	0	1	1	4

WAYNE HICKS **RW** **#16**

Purchased from Philadelphia, Feb. 1968. Released, June 1970.

1968-70	GP	G	A	PTS	PIM
Reg. Season	15	4	7	11	2
Playoffs	--	--	--	--	--

ANDY HILBERT **C** **#9**

Claimed off waivers from Chicago, Mar. 2006. Signed by NY Islanders as a free agent July 2006.

2005-06	GP	G	A	PTS	PIM
Reg. Season	19	7	11	18	16
Playoffs	--	--	--	--	--

RANDY HILLIER **D** **#23/34**

Acquired from Boston for a fourth-round choice in 1985 Entry Draft, Oct. 1984. Signed as a free agent by NY Islanders, June 1991.

1984-91	GP	G	A	PTS	PIM
Reg. Season	343	13	79	92	594
Playoffs	17	0	1	1	73

TODD HLUSHKO **LW** **#28**

Acquired with German Titov from Calgary for Ken Wregget and Dave Roche, June 1998. Released July 1999.

1998-99	GP	G	A	PTS	PIM
Reg. Season	--	--	--	--	--
Playoffs	2	0	0	0	0

PAUL HOGANSON **G** **#1**

Selected in fifth round of Entry Draft (Toronto OHA), June 1969. Signed by Los Angeles (WHA) as a free agent, July 1973.

1970-71	GP	W	L	T	GAA
Reg. Season	2	0	1	0	7.37
Playoffs	--	--	--	--	--

ROB HOLLAND **G** **#1**

Acquired with Pat Hughes from Montreal for Dennis Herron and a second-round choice in the 1982 Entry Draft, Aug. 1979.

Signed by NY Islanders as a free agent, Sept. 1981.

1979-81	GP	W	L	T	GAA
Reg. Season	44	11	22	9	4.08
Playoffs	--	--	--	--	--

BRIAN HOLZINGER **C** **#15**

Acquired from Tampa Bay for Marc Bergevin, March 11, 2003.

Traded to Columbus for Lasse Pirjeta, March 9, 2004.

2002-03	GP	G	A	PTS	PIM
Reg. Season	70	7	17	24	44
Playoffs	--	--	--	--	--

MARIAN HOSSA **RW** **18**

Acquired from Atlanta on Feb. 26, 2008, with Pascal Dupuis for Colby Armstrong, Erik Christensen, Angelo Esposito and a 2008 first-round pick. Signed with Detroit on July 2, 2008.

2008	GP	G	A	PTS	PIM
Reg. Season	12	3	7	10	6
Playoffs	20	12	14	26	12

TIM HORTON **D** **#3/24**

Selected from NY Rangers in Intra-League Draft, June 1971.

Selected by Buffalo in Intra-League Draft, June 1972.

1971-72	GP	G	A	PTS	PIM
Reg. Season	44	2	9	11	40
Playoffs	4	0	1	1	2

GREG HOTHAM **D** **#6**

Acquired from Toronto for a sixth-round choice in 1982 Entry Draft, Feb. 1982. Released July 1986.

1982-86	GP	G	A	PTS	PIM
Reg. Season	170	11	63	74	118
Playoffs	5	0	3	3	6

JAN HRDINA **C** **#38**

Selected in the fifth round of the 1995 Entry Draft (Seattle, WHL). Traded to Phoenix with Francois Leroux for Dan Focht, Guillaume Lefebvre and Ramzi Abid, March 11, 2003.

1998-2003	GP	G	A	PTS	PIM
Reg. Season	365	79	147	226	209
Playoffs	40	10	14	24	22

JIRI HRDINA **C** **#38**

Acquired from Calgary for Jim Kyte, Dec. 1990. Retired June 1992.

1990-92	GP	G	A	PTS	PIM
Reg. Season	93	9	27	36	29
Playoffs	35	2	4	6	22

TIM HRYNEWICH **LW** **#28**

Selected in the second round of Entry Draft (Sudbury OHL), June 1982. Traded with Marty McSorley to Edmonton for Gilles Meloche, Sept. 1985.

1982-84	GP	G	A	PTS	PIM
Reg. Season	55	6	8	14	82
Playoffs	--	--	--	--	--

LEX HUDSON **D** **#5**

Selected in twelfth round of Entry Draft (Denver WCHA), June 1975. Retired Mar. 1980.

1978-79	GP	G	A	PTS	PIM
Reg. Season	2	0	0	0	0
Playoffs	2	0	0	0	0

MIKE HUDSON **C** **#16**

Claimed from NY Rangers in Waiver Draft, Jan. 1995. Released July 1995.

1995	GP	G	A	PTS	PIM
Reg. Season	40	2	9	11	34
Playoffs	11	0	0	0	6

PAT HUGHES **RW** **#24**

Acquired with Rob Holland from Montreal for Dennis Herron and a second-round choice in 1982 Entry Draft, Aug. 1979. Traded to Edmonton for Pat Price, Mar. 1981.

1979-81	GP	G	A	PTS	PIM
Reg. Season	134	28	23	51	239
Playoffs	5	0	0	0	21

DAVE HUNTER **LW** **#20**

Acquired with Paul Coffey and Wayne Van Dorp from Edmonton for Craig Simpson, Dave Hannan, Chris Joseph and Moe Mantha, Nov. 1987. Sent to Edmonton as compensation for Pittsburgh's claiming Dave Hannan in Waiver Draft, Oct. 1988.

1987-88	GP	G	A	PTS	PIM
Reg. Season	59	11	18	29	77
Playoffs	--	--	--	--	--

MATT HUSSEY **C** **#7/28**

Selected in ninth round of Entry Draft, June 1998. Released July 2006.

2003-06	GP	G	A	PTS	PIM
Reg. Season	16	2	2	4	0
Playoffs	--	--	--	--	--

VICTOR IGNATJEV **D** **#46/23**

Signed as a free agent, Aug. 1998. Released July 1999.

1998-99	GP	G	A	PTS	PIM
Reg. Season	11	0	1	1	6
Playoffs	1	0	0	0	2

EARL INGARFIELD **C** **#10**

Selected from Detroit in Expansion Draft, June 1967. Traded with Dick Mattiussi and Gene Ubriaco to Oakland for George Swarbrick, Bryan Watson and Tracey Pratt, Jan. 1969.

1967-69	GP	G	A	PTS	PIM
Reg. Season	90	23	37	60	16
Playoffs	--	--	--	--	--

GARY INNESS **G** **#29/30**

Signed as a free agent, June 1973. Traded to Philadelphia for Bobby Taylor and Ed Van Impe, March 1976.

1973-76	GP	W	L	T	GAA
Reg. Season	100	39	37	13	3.34
Playoffs	9	5	4	--	2.67

RIC JACKMAN **D** **#55/22**

Acquired from Toronto for Drake Berehowsky, Feb. 11, 2004. Traded to Florida for Petr Taticek, March 9, 2006.

2004-06	GP	G	A	PTS	PIM
Reg. Season	74	13	39	52	60
Playoffs	--	--	--	--	--

JAROMIR JAGR **RW** **#68**

Selected in the first round of Entry Draft (Kladno Czech), June 1990. Traded to Washington with Frantisek Kucera for Kris Beech, Michal Sivek and Ross Lupaschuk, July 11, 2001.

1990-2001	GP	G	A	PTS	PIM
Reg. Season	806	439	640	1079	593
Playoffs	140	65	82	147	121

ARTO JAVANAINEN **RW** **#19**

Selected in fifth round of the 1984 Entry Draft. Released May 1985.

1984-85	GP	G	A	PTS	PIM
Reg. Season	14	4	1	5	2
Playoffs	--	--	--	--	--

GRANT JENNINGS **D** **#3**

Acquired with Ron Francis and Ulf Samuelsson from Hartford for John Cullen, Zarley Zalapski and Jeff Parker, Mar. 1991. Traded to Toronto for Drake Berehowsky, Apr. 1995.

1991-95	GP	G	A	PTS	PIM
Reg. Season	210	7	21	28	357
Playoffs	38	1	1	2	38

ANDREAS JOHANSSON **C** **#38**

Acquired with Darius Kasparatis from NY Islanders for Bryan Smolinski, Nov. 1996. Signed as a free agent by Ottawa, Sept. 1998.

1996-98	GP	G	A	PTS	PIM
Reg. Season	77	7	17	24	40
Playoffs	1	0	0	0	0

MATHIAS JOHANSSON **C** **#20**

Acquired from Calgary with Micki Dupont for Shean Donovan, March 11, 2003. Released July 2003.

2003	GP	G	A	PTS	PIM
Reg. Season	12	1	5	6	4
Playoffs	--	--	--	--	--

BOB JOHNSON **G** **#1**

Acquired from St. Louis for Nick Harbaruk, Oct. 1973. Released Aug. 1975.

1974-75	GP	W	L	T	GAA
Reg. Season	12	3	4	1	5.04
Playoffs	--	--	--	--	--

GREG JOHNSON **C** **#20/9/22**

Acquired from Detroit for Tomas Sandstrom, Jan. 1997. Traded to Chicago for Tuomas Gronman, Oct. 1997.

1997	GP	G	A	PTS	PIM
Reg. Season	37	8	9	17	16
Playoffs	5	1	0	1	2

JIM JOHNSON **D** **#6**

Signed as a free agent, June 1985. Traded with Chris Dahlquist to Minnesota for Peter Taglianetti and Larry Murphy, Dec. 1990.

1985-90	GP	G	A	PTS	PIM
Reg. Season	390	14	95	109	658
Playoffs	11	0	5	5	44

MARK JOHNSON **C** **#9**

Selected in fourth round of Entry Draft (Wisconsin WCHA), June 1977. Traded to Minnesota for a second-round choice in 1982 Entry Draft, Mar. 1982.

1980-82	GP	G	A	PTS	PIM
Reg. Season	136	23	39	62	84
Playoffs	10	4	3	7	6

STAN JONATHAN **LW** **#9**

Acquired from Boston for future considerations, Nov. 1982. Rights returned to Boston, Apr. 1983.

1982-83	GP	G	A	PTS	PIM
Reg. Season	19	0	3	3	13
Playoffs	--	--	--	--	--

RON JONES **D** **#6**

Selected from Boston in Intra-League Draft, June 1973. Traded to Washington for Pete LaFramboise, Jan. 1975.

1973-74	GP	G	A	PTS	PIM
Reg. Season	25	0	3	3	15
Playoffs	--	--	--	--	--

HANS JONSSON **D** **#8**

Selected in the 11th round of the 1993 Entry Draft. Released July 2003.

1999-2003	GP	G	A	PTS	PIM
Reg. Season	242	10	38	48	92
Playoffs	27	0	1	1	14

CHRIS JOSEPH **D** **#22/23**

Selected in first round of Entry Draft (Seattle WHL), June 1987. Traded with Craig Simpson, Dave Hannan and Moe Mantha to Edmonton for Paul Coffey, Dave Hunter and Wayne Van Dorp, Nov. 1987. Claimed from Tampa Bay in Waiver Draft, Jan. 1995. Claimed by Vancouver in Waiver Draft, Sept. 1996.

1987/95-96	GP	G	A	PTS	PIM
Reg. Season	120	10	28	38	129
Playoffs	25	2	1	3	20

MARK KACHOWSKI **LW** **#26**

Signed as a free agent, Aug. 1987. Released July 1992.

1987-90	GP	G	A	PTS	PIM
Reg. Season	64	6	5	11	209
Playoffs	--	--	--	--	--

SHELDON KANNEGIESSER **D** **#6/16**

Acquired with Syl Apps from NY Rangers for Glen Sather, Jan. 1971. Traded to NY Rangers for Steve Andrascik, Mar. 1973.

1971-73	GP	G	A	PTS	PIM
Reg. Season	75	2	6	8	76
Playoffs	--	--	--	--	--

LADISLAV KARABIN **LW** **#37**

Selected in ninth round of Entry Draft (Bratislava Czech), June 1990. Released July 1994.

1993-94	GP	G	A	PTS	PIM
Reg. Season	9	0	0	0	2
Playoffs	--	--	--	--	--

DARIUS KASPARAITIS **D** **#26/11**

Acquired with Andreas Johansson from NY Islanders for Bryan Smolinski, Nov. 1996. Traded to Colorado for Ville Nieminen and Rick Berry, Mar. 2002.

1996-2002	GP	G	A	PTS	PIM
Reg. Season	405	15	68	83	661
Playoffs	38	2	2	4	50

RICK KEHOE **RW** **#8/17**

Acquired from Toronto for Blaine Stoughton and a first-round choice in 1977 Entry Draft, Sept. 1974. Retired June 1985.

1974-85	GP	G	A	PTS	PIM
Reg. Season	722	312	324	636	88
Playoffs	37	4	17	21	2

BOB KELLY **LW** **#22**

Acquired with Ab DeMarco and Steve Durban from St. Louis for Greg Polis, Bryan Watson and a second-round choice in 1974 Entry Draft, Jan. 1974. Signed as a free agent by Chicago, Aug. 1977.

1974-77	GP	G	A	PTS	PIM
Reg. Season	250	69	85	154	462
Playoffs	15	6	3	9	23

DAN KESA **RW** **#28/25**

Signed as a free agent, Aug. 1998. Released July 1999.

1998-99	GP	G	A	PTS	PIM
Reg. Season	67	2	8	10	27
Playoffs	13	1	0	1	0

RICK KESSELL **C** **#14/15/23**

Selected in first round of Entry Draft (Oshawa OHA), June 1969. Claimed by Salt Lake (CHL) in Reverse Draft, June 1973.

1969-73	GP	G	A	PTS	PIM
Reg. Season	83	2	18	20	4
Playoffs	--	--	--	--	--

OREST KINDRACHUK **C** **#26**

Acquired with Tom Bladon and Ross Lonsberry from Philadelphia for a first-round choice in 1978 Entry Draft, June 1978. Signed as a free agent by Washington, Sept. 1981.

1978-81	GP	G	A	PTS	PIM
Reg. Season	144	38	80	118	181
Playoffs	7	4	1	5	7

PETR KLIMA **RW** **#85**

Acquired from Los Angeles for a conditional draft pick, Oct. 1996. Released Jan. 1997.

1996-97	GP	G	A	PTS	PIM
Reg. Season	9	1	3	4	4
Playoffs	--	--	--	--	--

KONSTANTIN KOLTSOV	RW	#71			
Selected in first round of Entry Draft, June 1999. Released July 2006.					
2002-06	GP	G	A	PTS	PIM
Reg. Season	144	12	26	38	50
Playoffs	--	--	--	--	--

GEORGE KONIK	D	#18			
Acquired with Paul Andrea, Dunc McCallum and Frank Francis from NY Rangers for Larry Jeffrey, June 1967. Purchased by Oakland, Jun 1968.					
1967-68	GP	G	A	PTS	PIM
Reg. Season	52	7	8	15	26
Playoffs	--	--	--	--	--

CHRIS KONTOS	C	#14			
Acquired from NY Rangers for Ron Duguay, Jan. 1987. Traded to Los Angeles for Bryan Erickson, Feb. 1988.					
1987-88	GP	G	A	PTS	PIM
Reg. Season	67	9	16	25	18
Playoffs	--	--	--	--	--

TOM KOSTOPOULOS	RW	#36/37			
Selected in the seventh round of the 1999 Entry Draft (London, OHL). Signed by Los Angeles as a free agent, July 2004.					
2001-04	GP	G	A	PTS	PIM
Reg. Season	79	10	16	26	76
Playoffs	--	--	--	--	--

ALEXEI KOVALEV	RW	#27			
Acquired from NY Rangers with Harry York and future considerations for Petr Nedved, Chris Tamer and Sean Pronger, Nov. 25, 1998. Traded to NY Rangers with Dan LaCouture, Janne Laukkanen and Mike Wilson for Mikael Samuelsson, Rico Fata, Joel Bouchard and Richard Lintner, Feb. 10, 2003.					
1998-2003	GP	G	A	PTS	PIM
Reg. Season	345	149	198	347	357
Playoffs	39	11	17	28	49

FRANTISEK KUCERA	D	#26			
Acquired from Columbus for a sixth-round choice in 2001 Entry Draft, Mar. 14, 2001. Traded to Washington with Jaromir Jagr for Kris Beech, Michal Sivek and Ross Lupaschuk, August, 2001.					
2001	GP	G	A	PTS	PIM
Reg. Season	7	0	2	2	0
Playoffs	--	--	--	--	--

JOEL KWIATKOWSKI	D	#6			
Acquired from Florida for a fourth-round pick in 2007 Entry Draft on Feb. 27, 2007. Released July 2007.					
2007	GP	G	A	PTS	PIM
Reg. Season	1	0	0	0	0
Playoffs	--	--	--	--	--

JIM KYTE	D	#3			
Acquired with Andrew McBain and Randy Gilhen from Winnipeg for Randy Cunneynorth, Rick Tabaracci and Dave McLlwain, June 1989. Traded to Calgary for Jiri Hrdina, Dec. 1990.					
1989-90	GP	G	A	PTS	PIM
Reg. Season	57	3	1	4	127
Playoffs	--	--	--	--	--

YVON LABRE	D	#15/20			
Selected in third round of Entry Draft (Toronto OHA), June 1969. Selected by Washington in Expansion Draft, June 1974.					
1970-71/73-74	GP	G	A	PTS	PIM
Reg. Season	37	2	3	5	32
Playoffs	--	--	--	--	--

DAN LaCOUTURE	LW	#22/33			
Acquired from Edmonton for Sven Butenschon, March 14, 2001. Traded to NY Rangers with Alexei Kovalev, Janne Laukkanen and Mike Wilson for Mikael Samuelsson, Rico Fata, Joel Bouchard and Richard Lintner, Feb. 10, 2003.					
2001-03	GP	G	A	PTS	PIM
Reg. Season	137	8	13	21	157
Playoffs	5	0	0	0	2

PETE LaFRAMBOISE	LW	#27			
Acquired from Washington for Ron Jones, Jan. 1975. Released Sept. 1976.					
1975-76	GP	G	A	PTS	PIM
Reg. Season	35	5	13	18	8
Playoffs	9	1	0	1	0

JEAN GUY LAGACE	D	#23/24			
Acquired from Montreal for Larry Hillman, Nov. 1968. Selected by Minnesota in Intra-League Draft, June 1970. Acquired from Buffalo for Terry Ball, Jan. 1971. Traded with Denis Herron to Kansas City for Michel Plasse, Jan. 1975.					
1968-69/72-75	GP	G	A	PTS	PIM
Reg. Season	106	4	20	24	119
Playoffs	--	--	--	--	--

PATRICK LALIME	G	#40			
Selected in sixth round of Entry Draft (Shawinigan QMJHL), June 1993. Rights traded to Anaheim for Sean Pronger, Mar. 1998.					
1996-97	GP	W	L	T	GAA
Reg. Season	39	21	12	2	2.94
Playoffs	--	--	--	--	--

RON LALONDE	C	#16			
Selected in fourth round of Entry Draft (Peterborough OHA), June 1972. Traded to Washington for Lew Morrison, Dec. 1974.					
1972-74	GP	G	A	PTS	PIM
Reg. Season	108	10	20	30	16
Playoffs	--	--	--	--	--

MITCH LAMOREUX	C	#12			
Selected in eighth round of Entry Draft (Oshawa OHL), June 1981. Released July 1986.					
1983-85	GP	G	A	PTS	PIM
Reg. Season	70	12	9	21	59
Playoffs	--	--	--	--	--

ROBERT LANG	C	#20			
Signed as a free agent, Sept. 1997. Claimed by Boston in Waiver Draft, Sept. 1997. Claimed off waivers from Boston, Oct. 1997. Signed by Washington as a free agent, July 2002.					
1997-2001	GP	G	A	PTS	PIM
Reg. Season	283	85	126	211	80
Playoffs	45	7	12	19	6

TED LANYON			D		#5
Purchased from Cleveland (AHL), Aug. 1966. Released June 1970.					
1967-68	GP	G	A	PTS	PIM
Reg. Season	5	0	0	0	4
Playoffs	--	--	--	--	--

GEORGES LARAQUE			RW		27
Acquired in exchange for left wing Daniel Carcillo and a third-round draft pick in the 2008 NHL Entry Draft, Feb. 27, 2007. Signed with Montreal on July 3.					
2007-08	GP	G	A	PTS	PIM
Reg. Season	88	4	11	15	159
Playoffs	17	1	2	3	4

PIERRE LAROUCHE			C		#10
Selected in first round of Entry Draft (Sorel QJHL), May 1974. Traded with a player to be named later (Peter Marsh) to Montreal for Peter Lee and Pete Mahovlich, Nov. 1977.					
1974-77	GP	G	A	PTS	PIM
Reg. Season	240	119	134	253	99
Playoffs	15	2	9	11	2

BRAD LAUER			LW		#14
Signed as a free agent, Sept. 1994. Released July 1996.					
1995-96	GP	G	A	PTS	PIM
Reg. Season	21	4	1	5	6
Playoffs	12	1	1	2	4

JANNE LAUKKANEN			D		#5
Acquired from Ottawa with Ron Tugnutt for Tom Barrasso, March 14, 2000. Traded to NY Rangers with Alexei Kovalev, Dan LaCouture and Mike Wilson for Mikael Samuelsson, Rico Fata, Joel Bouchard and Richard Lintner, Feb. 10, 2003.					
2000-03	GP	G	A	PTS	PIM
Reg. Season	125	11	37	48	82
Playoffs	29	4	6	10	24

KEVIN LaVALLE			LW		#16
Signed as a free agent, Sept. 1986. Released July 1987.					
1986-87	GP	G	A	PTS	PIM
Reg. Season	33	8	20	28	4
Playoffs	--	--	--	--	--

GORDON LAXTON			G		#1/30
Selected in first round of Entry Draft (New Westminster WCHL), June 1975. Released July 1983.					
1975-79	GP	W	L	T	GAA
Reg. Season	17	4	9	0	5.55
Playoffs	--	--	--	--	--

JAMIE LEACH			RW		#20
Selected in third round of Entry Draft (Hamilton OHL), June 1987. Claimed off waivers by Hartford, Nov. 1992.					
1989-92	GP	G	A	PTS	PIM
Reg. Season	60	7	7	14	10
Playoffs	--	--	--	--	--

STEVE LEACH			RW		#23
Signed as a free agent, Oct. 1999. Released July 2000.					
1999-2000	GP	G	A	PTS	PIM
Reg. Season	56	2	3	5	24
Playoffs	--	--	--	--	--

PATRICK LEBEAU			LW		#18
Signed as a free agent, Oct. 1998. Released June 1999.					
1998-99	GP	G	A	PTS	PIM
Reg. Season	8	1	0	1	2
Playoffs	--	--	--	--	--

BILL LeCAINE			RW		#17
Signed as a free agent, Aug. 1967. Released June 1969.					
1968-69	GP	G	A	PTS	PIM
Reg. Season	4	0	0	0	0
Playoffs	--	--	--	--	--

JOHN LeCLAIR			LW		#10
Signed as a free agent, Aug. 2005. Retired Dec. 2006.					
2005-06	GP	G	A	PTS	PIM
Reg. Season	94	24	34	58	73
Playoffs	--	--	--	--	--

DOUG LECUYER			LW		#23
Claimed from Winnipeg in Waiver Draft, Oct. 1982. Released Nov. 1982.					
1982	GP	G	A	PTS	PIM
Reg. Season	12	1	4	5	12
Playoffs	--	--	--	--	--

PETER LEE			RW		#10
Acquired with Pete Mahovlich from Montreal for Pierre Larouche and a player to be named later (Peter Marsh), Nov. 1977. Released June 1983.					
1977-83	GP	G	A	PTS	PIM
Reg. Season	431	114	131	245	257
Playoffs	19	0	8	8	4

GUILLAUME LEFEBVRE			LW		#28/#11
Acquired from Phoenix with Ramzi Abid and Dan Focht for Jan Hrdina and Francois Leroux, Mar. 2003. Released July 2006.					
2003-06	GP	G	A	PTS	PIM
Reg. Season	21	2	4	6	9
Playoffs	--	--	--	--	--

PETTERI LEHTO			D		#8
Signed from Turku of the Finnish League, July 1984. Released June 1985.					
1984-85	GP	G	A	PTS	PIM
Reg. Season	6	0	0	0	4
Playoffs	--	--	--	--	--

BOB LEITER			C		#23
Purchased from Hershey (AHL), May 1971. Selected by Atlanta in Expansion Draft, June 1972.					
1971-72	GP	G	A	PTS	PIM
Reg. Season	78	14	17	31	18
Playoffs	4	3	0	3	0

ALAIN LEMIEUX			C		#11
Signed as a free agent, Dec. 1986. Released July 1987.					
1986-87	GP	G	A	PTS	PIM
Reg. Season	1	0	0	0	0
Playoffs	--	--	--	--	--

MARIO LEMIEUX			C		#66
Selected in first round (first overall) of Entry Draft (Laval, QMJHL), June 1984. Retired Jan 24, 2006.					
1984-97/2001-06	GP	G	A	PTS	PIM
Reg. Season	915	690	1033	1723	834
Playoffs	107	76	96	172	87

FRANCOIS LEROUX			D		#18
Claimed from Ottawa in Waiver Draft, Jan. 1995. Traded to Colorado for a third-round choice in 1998 Entry Draft, Sept. 1997. Signed as a free agent, July 16, 2002. Traded to Phoenix with Jan Hrdina for Ramzi Abid, Guillaume Lefebvre and Dan Focht, March 11, 2003.					
1995-97	GP	G	A	PTS	PIM
Reg. Season	165	2	14	16	356
Playoffs	33	1	3	4	34

NICK LIBET			LW		#14
Acquired from Detroit for Pete Mahovich, Aug. 1979. Released Aug. 1981.					
1979-81	GP	G	A	PTS	PIM
Reg. Season	121	20	18	38	18
Playoffs	5	1	1	2	0

WILLY LIDSTROM			RW		#19
Selected from Edmonton in Waiver Draft, Oct. 1985. Released July 1987.					
1985-87	GP	G	A	PTS	PIM
Reg. Season	131	24	30	54	36
Playoffs	--	--	--	--	--

RICHARD LINTNER			D		#6
Acquired from NY Rangers with Joel Bouchard, Rico Fata, Mikael Samuelsson and future considerations for Alexei Kovalev, Mike Wilson, Janne Laukkanen and Dan LaCouture on Feb. 10, 2003. Released July 2007.					
2003	GP	G	A	PTS	PIM
Reg. Season	19	3	2	5	10
Playoffs	--	--	--	--	--

TROY LONEY			LW		#11/24
Selected in third round of Entry Draft (Lethbridge WHL), June 1982. Selected by Anaheim in Expansion Draft, June 1993.					
1983-93	GP	G	A	PTS	PIM
Reg. Season	532	69	100	169	982
Playoffs	66	8	14	22	97

ROSS LONSBERRY			LW		#18
Acquired with Tom Bladon and Orest Kindrachuk from Philadelphia for a first-round choice in 1978 Entry Draft, June 1978. Released June 1981.					
1978-81	GP	G	A	PTS	PIM
Reg. Season	236	56	73	129	150
Playoffs	17	2	3	5	13

DARREN LOWE			RW		#35
Signed as a free agent, Feb. 1984. Released Oct. 1984.					
1984	GP	G	A	PTS	PIM
Reg. Season	8	1	2	3	0
Playoffs	--	--	--	--	--

BERNIE LUKOWICH			RW		#11
Selected in second round of Entry Draft (New Westminster WCHL), June 1972. Traded to St. Louis for Bob Stumpf, Jan. 1975.					
1973-74	GP	G	A	PTS	PIM
Reg. Season	53	9	10	19	32
Playoffs	--	--	--	--	--

BRIAN LUNDBERG			D		#2
Selected in ninth round of Entry Draft (U. of Michigan WCHA), June 1980. Released Dec. 1984.					
1982-83	GP	G	A	PTS	PIM
Reg. Season	1	0	0	0	2
Playoffs	--	--	--	--	--

ROSS LUPASCHUK			D		#34
Acquired from Washington with Kris Beech and Michal Sivek for Jaromir Jagr and Frantisek Kucera, July 11, 2001. Released July 2005.					
2001-05	GP	G	A	PTS	PIM
Reg. Season	3	0	0	0	4
Playoffs	--	--	--	--	--

GILLES LUPIEN			D		#2
Acquired from Montreal for a third round choice in 1983 Entry Draft, Sept. 1980. Traded to Hartford for a sixth-round choice in 1981 Entry Draft, Feb. 1981.					
1980-81	GP	G	A	PTS	PIM
Reg. Season	31	0	1	1	34
Playoffs	--	--	--	--	--

JACK LYNCH			D		#3
Selected in second round of Entry Draft (Oshawa OHA), June 1972. Traded with Jim Rutherford to Detroit for Ron Stackhouse, Jan. 1974.					
1972-74	GP	G	A	PTS	PIM
Reg. Season	64	1	25	26	61
Playoffs	--	--	--	--	--

STEVE LYON			D		#5
Signed to a tryout contract, Nov. 1976. Released June 1977.					
1976-77	GP	G	A	PTS	PIM
Reg. Season	3	0	0	0	2
Playoffs	--	--	--	--	--

LOWELL MacDONALD			LW		#14/18
Selected from Los Angeles in Intra-League Draft, June 1970. Released Feb. 1978.					
1970-78	GP	G	A	PTS	PIM
Reg. Season	328	140	166	306	60
Playoffs	15	6	4	10	8

NORM MACIVER **D** **#22**

Acquired with Troy Murray from Ottawa for Martin Straka, Apr. 1995. Traded to Winnipeg for Neil Wilkinson, Dec. 1995.

1995	GP	G	A	PTS	PIM
Reg. Season	45	2	30	32	38
Playoffs	12	1	4	5	8

RICK MacLEISH **LW** **#7/19**

Acquired from Hartford for Russ Anderson and an eighth-round choice in 1983 Entry Draft, Dec. 1981. Signed as a free agent by Philadelphia, Oct. 1983.

1981-83	GP	G	A	PTS	PIM
Reg. Season	46	13	17	30	30
Playoffs	5	1	1	2	0

AL MacNEIL **D** **#3**

Selected from NY Rangers in Expansion Draft, June 1967. Traded to Montreal for Wally Boyer, June 1968.

1967-68	GP	G	A	PTS	PIM
Reg. Season	74	2	10	12	58
Playoffs	--	--	--	--	--

PETE MAHOVLICH **C** **#20/26**

Acquired with Peter Lee from Montreal for Pierre Larouche and a player to be named later (Peter Marsh), Nov. 1977. Traded to Detroit for Nick Libett, Aug. 1979.

1977-79	GP	G	A	PTS	PIM
Reg. Season	117	39	75	114	76
Playoffs	2	0	1	1	0

GREG MALONE **C** **#12**

Selected in second round of Entry Draft (Oshawa OHA), June 1976. Traded to Hartford for a third-round choice in 1985 Entry Draft, Sept. 1983.

1976-83	GP	G	A	PTS	PIM
Reg. Season	495	143	221	364	496
Playoffs	18	3	5	8	32

RYAN MALONE **LW** **#12**

Selected in fourth round of Entry Draft, June 1999. Rights traded to Tampa Bay for a third-round choice in 2009 Entry Draft, June, 2008.

2003-08	GP	G	A	PTS	PIM
Reg. Season	299	87	82	169	301
Playoffs	25	6	10	16	25

KENT MANDERVILLE **C** **#26**

Acquired from Philadelphia for Billy Tibbetts, March 17, 2002. Released July 2003.

2002-03	GP	G	A	PTS	PIM
Reg. Season	86	3	5	8	50
Playoffs	--	--	--	--	--

JIMMY MANN **RW** **#18**

Signed as a free agent, June 1987. Released, July 1988.

1987-88	GP	G	A	PTS	PIM
Reg. Season	9	0	0	0	53
Playoffs	--	--	--	--	--

MOE MANTHA **D** **#20**

Acquired with a first-round pick in 1984 Entry Draft from Winnipeg to complete the deal that sent Randy Carlyle to Winnipeg, Mar. 1984. Traded with Craig Simpson, Dave Hannan and Chris Joseph to Edmonton for Paul Coffey, Dave Hunter and Wayne Van Dorp, Nov. 1987.

1984-87	GP	G	A	PTS	PIM
Reg. Season	232	37	131	168	223
Playoffs	--	--	--	--	--

PAUL MARSHALL **LW** **#20**

Selected in second round of Entry Draft (Brantford OHA), Aug. 1979. Traded with Kim Davis to Toronto for Dave Burrows and Paul Gardner, Nov. 1980.

1979-80	GP	G	A	PTS	PIM
Reg. Season	59	12	12	24	13
Playoffs	1	0	0	0	0

DWIGHT MATHIASSEN **RW** **#11/22/24/34**

Signed as a free agent, Mar. 1986. Released July 1988.

1986-88	GP	G	A	PTS	PIM
Reg. Season	33	1	7	8	18
Playoffs	--	--	--	--	--

DICK MATTIUSI **LW** **#5**

Purchased from Cleveland (AHL), Sept. 1966. Traded with Earl Ingarfield and Gene Ubriaco to Oakland for Bryan Watson, George Swarbrick and Tracy Pratt, Jan. 1969.

1967-69	GP	G	A	PTS	PIM
Reg. Season	44	0	4	4	32
Playoffs	--	--	--	--	--

BRYAN MAXWELL **D** **#5**

Claimed from Winnipeg on waivers, Oct. 1983. Released July 1985.

1983-85	GP	G	A	PTS	PIM
Reg. Season	89	3	20	23	141
Playoffs	--	--	--	--	--

PAT MAYER **D** **#32**

Signed as a free agent, July 1987. Traded to Los Angeles for Tim Tookey, Mar. 1989.

1987-88	GP	G	A	PTS	PIM
Reg. Season	1	0	0	0	4
Playoffs	--	--	--	--	--

GARY McADAM **LW** **#16**

Acquired from Buffalo for Dave Schultz, Feb. 1979. Traded to Detroit for Earl Thompson, Jan. 1981.

1979-81	GP	G	A	PTS	PIM
Reg. Season	140	27	40	67	95
Playoffs	12	3	3	6	9

ANDREW McBAIN **RW** **#9**

Acquired with Jim Kyte and Randy Gilhen from Winnipeg for Randy Cunneyworth, Rick Tabaracci and Dave McLlwin, June 1989. Traded with Dave Capuano and Dan Quinn to Vancouver for Rod Buskas, Barry Pederson and Tony Tanti, Jan. 1990.

1989-90	GP	G	A	PTS	PIM
Reg. Season	41	5	9	14	51
Playoffs	--	--	--	--	--

DUNC McCALLUM **D** **#6/26**

Acquired with Paul Andrea and George Konik from NY Rangers for Larry Jeffrey, June 1967. Claimed by Providence (AHL), in Reverse Draft, June 1969. Purchased from Providence, Jan. 1970. Released Mar. 1971.

1967-71	GP	G	A	PTS	PIM
Reg. Season	185	14	35	49	228
Playoffs	10	1	2	3	12

KEVIN McCARTHY **D** **#24/25**

Acquired from Vancouver for a third-round choice in 1984 Entry Draft, Jan. 1984. Signed as a free agent by Philadelphia, July 1985.

1984-85	GP	G	A	PTS	PIM
Reg. Season	95	13	26	39	82
Playoffs	--	--	--	--	--

KEVIN McCLELLAND **C** **#18**

Acquired with Pat Boutette from Hartford as compensation for Hartford signing free agent Greg Millen, June 1981. Traded with a sixth-round pick in 1984 Entry Draft to Edmonton for Tom Roulston, Dec. 1983.

1981-83	GP	G	A	PTS	PIM
Reg. Season	72	8	12	20	139
Playoffs	5	1	1	2	5

KEITH McCREARY **LW** **#10/21**

Selected from Montreal in Expansion Draft, June 1967. Selected by Atlanta in Expansion Draft, June 1972.

1967-72	GP	G	A	PTS	PIM
Reg. Season	292	82	59	141	199
Playoffs	11	0	4	4	6

AB McDONALD **LW** **#20**

Selected from Detroit in Expansion Draft, June 1967. Traded to St. Louis in a three-way deal with Philadelphia with Pittsburgh acquiring Lou Angotti, June 1968.

1967-68	GP	G	A	PTS	PIM
Reg. Season	74	22	21	43	38
Playoffs	--	--	--	--	--

JOE McDONNELL **D** **#2**

Signed as a free agent, Dec. 1984. Released July 1987.

1984-86	GP	G	A	PTS	PIM
Reg. Season	43	2	9	11	22
Playoffs	--	--	--	--	--

AL McDONOUGH **RW** **#9**

Acquired from Los Angeles for Bob Woytowich, Jan. 1972. Traded to Atlanta for Chuck Arnason and Bob Paradise, Jan. 1974.

1972-74	GP	G	A	PTS	PIM
Reg. Season	152	56	74	130	46
Playoffs	4	0	1	1	0

SHAWN McEACHERN **C/LW** **#15**

Selected in sixth round of Entry Draft (Matigon, MA HS), June 1987. Traded to Los Angeles for Marty McSorley, Aug. 1993. Acquired with Tomas Sandstrom from Los Angeles for Marty McSorley and Jim Paek, Feb. 1994. Traded to Boston with Kevin Stevens for Bryan Smolinski, Glen Murray and a third-round choice in 1996 Entry Draft, Aug. 1995.

1991-93/94-95	GP	G	A	PTS	PIM
Reg. Season	170	53	59	112	78
Playoffs	48	6	11	17	24

JIM McGEOUGH **RW** **#16/22**

Acquired from Washington for Mark Taylor, Mar. 1985. Released July 1987.

1985-87	GP	G	A	PTS	PIM
Reg. Season	42	4	10	14	20
Playoffs	--	--	--	--	--

STEVE McKENNA **LW** **#23**

Acquired from Minnesota for Roman Simicek, Jan. 13, 2001.

Signed by NY Rangers as a free agent, Aug. 2001. Signed by Pittsburgh as a free agent, July 12, 2002. Released July 2004.

2001/2002-04	GP	G	A	PTS	PIM
Reg. Season	162	10	3	13	313
Playoffs	--	--	--	--	--

BRIAN McKENZIE **LW** **#15**

Selected in second round of Entry Draft (St. Catherines OHA), June 1971. Sold to Atlanta, Oct. 1972.

1971-72	GP	G	A	PTS	PIM
Reg. Season	6	1	1	2	4
Playoffs	--	--	--	--	--

JIM McKENZIE **LW** **#33**

Acquired from Dallas for Mike Needham, Mar. 1994. Released July 1995.

1994-95	GP	G	A	PTS	PIM
Reg. Season	50	2	1	3	79
Playoffs	8	0	0	0	4

DAVE McLLWAIN **C** **#19/26**

Selected in ninth round of Entry Draft (North Bay OHL), June 1986. Traded with Randy Cunneynworth and Rick Tabaracci to Winnipeg for Jim Kyte, Andrew McBain and Randy Gilhen, June 1989. Acquired from Ottawa for an eighth-round choice in 1996 Entry Draft, Mar. 1996. Released June 1996.

1987-89/96	GP	G	A	PTS	PIM
Reg. Season	109	14	15	29	50
Playoffs	9	0	1	1	0

MIKE McMAHON **D** **#26**

Acquired from Detroit for Billy Dea, Oct. 1969. Selected by Buffalo in Expansion Draft, June 1970.

1969-70	GP	G	A	PTS	PIM
Reg. Season	12	1	3	4	19
Playoffs	--	--	--	--	--

BOB McMANAMA **D** **#15**

Signed as a free agent, Aug. 1973. Released June 1978.

1973-76	GP	G	A	PTS	PIM
Reg. Season	99	11	25	36	28
Playoffs	8	0	1	1	6

MARTY McSORLEY **RW/D** **#4/33**

Signed as a free agent, July 1982. Traded with Tim Hrynewich to Edmonton for Gilles Meloche, Sept. 1985. Acquired from Los Angeles for Shawn McEachern, Aug. 1993. Traded to Los Angeles with Jim Paek for Shawn McEachern and Tomas Sandstrom, Feb. 1994.

1983-85/93-94	GP	G	A	PTS	PIM
Reg. Season	134	5	25	30	378
Playoffs	--	--	--	--	--

MIKE MEEKER **RW** **#8/16**

Selected in second round of Entry Draft (Peterborough OHL), June 1978. Released Nov. 1982.

1978-79	GP	G	A	PTS	PIM
Reg. Season	4	0	0	0	5
Playoffs	--	--	--	--	--

RON MEIGHAN **D** **#5**

Acquired with Anders Hakansson from Minnesota for George Ferguson and a first-round choice in 1983 Entry Draft, Oct. 1982. Released Mar. 1985.

1982-83	GP	G	A	PTS	PIM
Reg. Season	41	2	6	8	16
Playoffs	--	--	--	--	--

JOSEF MELICHAR **D** **#2**

Selected in third round of Entry Draft, June 1997. Released July 2007.

2000-07	GP	G	A	PTS	PIM
Reg. Season	310	7	33	40	263
Playoffs	--	--	--	--	--

ERIC MELOCHE **RW** **#9/#72**

Selected in the seventh round of the 1996 Entry Draft. Signed by Philadelphia as a free agent, July 2004.

2001-04	GP	G	A	PTS	PIM
Reg. Season	61	8	9	17	32
Playoffs	--	--	--	--	--

GILLES MELOCHE **G** **#27**

Acquired from Edmonton for Tim Hrynewich and Marty McSorley, Sept. 1985. Released July 1988.

1985-88	GP	W	L	T	GAA
Reg. Season	104	34	43	17	3.65
Playoffs	--	--	--	--	--

DAVE MICHAYLUK **LW** **#34**

Signed as a free agent, May 1989. Released June 1992.

1992	GP	G	A	PTS	PIM
Reg. Season	--	--	--	--	--
Playoffs	7	1	1	2	0

GREG MILLEN **G** **#29**

Selected in fifth round of Entry Draft (Peterborough OHL), June 1977. Signed by Hartford as a free agent, June 1981. Pittsburgh received Pat Boutette and rights to Kevin McClelland as compensation.

1978-81	GP	W	L	T	GAA
Reg. Season	135	57	56	18	3.83
Playoffs	10	4	6	--	3.84

KEVIN MILLER **C** **#8**

Acquired from San Jose for a fifth-round choice in 1996 Entry Draft and future considerations, Mar. 1996. Released June 1996.

1996	GP	G	A	PTS	PIM
Reg. Season	13	6	5	11	4
Playoffs	18	3	2	5	8

KIP MILLER **C** **#37**

Claimed from NY Islanders in Waiver Draft, Oct. 1998. Traded to Anaheim for future considerations, Jan. 2000. Signed as a free agent, Sept. 30, 2000. Released July 2001.

1998-2001	GP	G	A	PTS	PIM
Reg. Season	154	26	46	72	38
Playoffs	13	2	7	9	19

CHRIS MINARD **LW** **#23**

Signed as free agent, July 12, 2007. Signed by Edmonton as a free agent, July 2009.

2007-09	GP	G	A	PTS	PIM
Reg. Season	35	2	3	5	14
Playoffs	--	--	--	--	--

DMITRI MIRONOV **D** **#15**

Acquired from Toronto for Larry Murphy, July 1995. Traded with Shawn Antoski to Anaheim for Alex Hicks and Fredrik Olausson, Nov. 1996.

1995-96	GP	G	A	PTS	PIM
Reg. Season	87	4	36	40	112
Playoffs	15	0	1	1	10

CARL MOKOSAK **LW** **#31**

Signed as a free agent, July 1986. Released July 1988.

1986-87	GP	G	A	PTS	PIM
Reg. Season	3	0	0	0	4
Playoffs	--	--	--	--	--

HARTLAND MONOHAN **RW** **#8**

Acquired from Washington for a first-round choice in 1979 Entry Draft, Oct. 1977. Traded with Syl Apps to Los Angeles for Dave Schultz, Gene Carr and a fourth-round choice in 1978 Entry Draft, Nov. 1977.

1977-78	GP	G	A	PTS	PIM
Reg. Season	7	2	0	2	2
Playoffs	--	--	--	--	--

DOMINIC MOORE **C** **#18**

Acquired from Nashville with Libor Pivko for a third-round pick in the 2007 Entry Draft, July 2006. Traded to Minnesota for a third-round pick in the 2007 Entry Draft.

2006-07	GP	G	A	PTS	PIM
Reg. Season	59	6	9	15	46
Playoffs	--	--	--	--	--

IAN MORAN **D/RW** **#24**

Selected in the sixth round of the 1990 Entry Draft. Traded to Boston for a fourth-round choice in the 2003 Entry Draft, March 11, 2003.

1995-2003	GP	G	A	PTS	PIM
Reg. Season	432	19	44	63	281
Playoffs	61	1	6	7	20

ALEKSEY MOROZOV **RW** **#95**

Selected in first round of Entry Draft (Krylja-Sovetov), June 1995. Released, June 2006.

1997-04	GP	G	A	PTS	PIM
Reg. Season	451	84	135	219	98
Playoffs	39	4	5	9	8

JIM MORRISON **D** **#27**

Purchased from Baltimore (AHL), Oct. 1969. Signed by Baltimore as a free agent, Oct. 1971.

1969-71	GP	G	A	PTS	PIM
Reg. Season	132	5	25	30	72
Playoffs	8	0	3	3	10

LEW MORRISON **RW** **#16**

Acquired from Washington for Ron Lalonde, Dec. 1974. Loaned to Binghamton (AHL), Nov. 1977.

1974-78	GP	G	A	PTS	PIM
Reg. Season	214	13	13	26	12
Playoffs	13	0	0	0	0

JOE MULLEN **RW** **#7**

Acquired from Calgary for a second-round choice in 1990 Entry Draft, June 1990. Signed as a free agent by Boston, July 1995. Signed as a free agent, Sept. 1996. Retired May 1997.

1990-95/96-97	GP	G	A	PTS	PIM
Reg. Season	379	153	172	325	101
Playoffs	62	15	17	32	24

GLENN MULVENNA **C** **#45**

Signed as a free agent, Dec. 1987. Released June 1992.

1991-92	GP	G	A	PTS	PIM
Reg. Season	1	0	0	0	2
Playoffs	--	--	--	--	--

PAUL MULVEY **LW** **#26**

Acquired from Washington as compensation for Washington signing Orest Kindrachuk, Sept. 1981. Claimed by Los Angeles on waivers, Dec. 1981.

1981	GP	G	A	PTS	PIM
Reg. Season	27	1	7	8	76
Playoffs	--	--	--	--	--

CRAIG MUNI **D** **#28**

Signed as a free agent, Oct. 1996. Released June 1997.

1996-97	GP	G	A	PTS	PIM
Reg. Season	64	0	4	4	36
Playoffs	3	0	0	0	0

MATT MURLEY **LW** **#17**

Selected in second round of Entry Draft, June 1999. Signed as a free agent by Colorado, July 2006.

2003-06	GP	G	A	PTS	PIM
Reg. Season	59	2	6	8	38
Playoffs	--	--	--	--	--

LARRY MURPHY **D** **#4/55**

Acquired with Peter Taglianetti from Minnesota for Jim Johnson and Chris Dahlquist, Dec. 1990. Traded to Toronto for Dmitri Mironov and a second-round pick in 1996 Entry Draft, July 1995.

1990-95	GP	G	A	PTS	PIM
Reg. Season	336	78	223	301	215
Playoffs	74	15	57	72	73

GLEN MURRAY **RW** **#27**

Acquired with Bryan Smolinski from Boston for Shawn McEachern and Kevin Stevens, Aug. 1995. Traded to Los Angeles for Eddie Olczyk, Mar. 1997.

1995-97	GP	G	A	PTS	PIM
Reg. Season	135	25	26	51	81
Playoffs	18	2	6	8	10

TROY MURRAY **C** **#12**

Acquired with Norm MacIver from Ottawa for Martin Straka, Apr. 1995. Released July 1995.

1995	GP	G	A	PTS	PIM
Reg. Season	13	0	2	2	23
Playoffs	12	2	1	3	12

MARKUS NASLUND **RW** **#29**

Selected in first round of Entry Draft (MoDo Sweden), June 1991. Traded to Vancouver for Alek Stojanov, Mar. 1996.

1993-96	GP	G	A	PTS	PIM
Reg. Season	151	25	42	67	65
Playoffs	--	--	--	--	--

ALAIN NASREDDINE **D** **32**

Acquired from NY Islanders for Steve Webb on March 8, 2004. Signed with Sinupret in Germany, June 2008.

2005-08	GP	G	A	PTS	PIM
Reg. Season	56	1	4	5	30
Playoffs	--	--	--	--	--

PAT NEATON **D** **#36**

Selected in seventh round of Entry Draft (U. of Michigan CCHA), June 1990. Released July 1995.

1993-95	GP	G	A	PTS	PIM
Reg. Season	9	1	1	2	12
Playoffs	--	--	--	--	--

PETR NEDVED **C** **#93**

Acquired with Sergei Zubov from NY Rangers for Luc Robitaille and Ulf Samuelsson, Aug. 1995. Traded with Chris Tamer and Sean Pronger to NY Rangers for Alexei Kovalev and Harry York, Nov. 1998.

1995-97	GP	G	A	PTS	PIM
Reg. Season	154	78	92	170	134
Playoffs	23	11	12	23	28

MIKE NEEDHAM RW #45/39

Selected in sixth round of Entry Draft (Kamloops WHL), June 1989. Traded to Dallas for Jim McKenzie, Mar. 1994.

1992-94	GP	G	A	PTS	PIM
Reg. Season	81	9	5	14	16
Playoffs	14	2	0	2	4

TODD NELSON D #44

Selected in fourth round of Entry Draft (Prince Albert WHL), June 1989. Signed as a free agent by Washington, July 1993.

1991-92	GP	G	A	PTS	PIM
Reg. Season	1	0	0	0	0
Playoffs	--	--	--	--	--

CAM NEWTON G #1/30

Selected in eighth round of Entry Draft (Kitchener OHA), June 1970. Signed by Chicago (WHA), May 1973.

1970-71/72-73	GP	W	L	T	GAA
Reg. Season	16	4	7	1	3.76
Playoffs	--	--	--	--	--

VILLE NIEMINEN LW #10

Acquired from Colorado with Rick Berry for Darius Kasparaitis, March 19, 2002. Released June 2003.

2002-03	GP	G	A	PTS	PIM
Reg. Season	88	10	14	24	101
Playoffs	--	--	--	--	--

TED NOLAN LW #25/34

Purchased from Buffalo, Sept. 1985. Released July 1986.

1985-86	GP	G	A	PTS	PIM
Reg. Season	18	1	1	2	34
Playoffs	--	--	--	--	--

SIMON NOLET RW #9

Acquired with Ed Gilbert and a first-round choice in 1976 Entry Draft from Kansas City for Steve Durbano, Chuck Arnason and a first-round choice in 1976 Entry Draft, Jan. 1975. Sent with Michel Plasse to Colorado as compensation for Pittsburgh signing Denis Herron as a free agent, Aug. 1976.

1975-76	GP	G	A	PTS	PIM
Reg. Season	39	9	8	17	2
Playoffs	3	0	0	0	0

NIKLAS NORDGREN C #15

Acquired with Krystofer Kolanos and a 2007 second-round pick from Carolina for Mark Recchi, March 9, 2006. Signed with Rapperswil-Jona Lakers on May 10, 2006. Released July, 2007.

2006	GP	G	A	PTS	PIM
Reg. Season	15	0	0	0	4
Playoffs	--	--	--	--	--

JOE NORIS D #27

Selected in third round of Entry Draft (Toronto OHA), June 1971. Traded to St. Louis for Jim Shires, Jan. 1973.

1971-72	GP	G	A	PTS	PIM
Reg. Season	35	2	5	7	36
Playoffs	--	--	--	--	--

JEFF NORTON D #4

Signed as a free agent, Nov. 14, 2000. Traded to San Jose for Bobby Dollas and Johan Hedberg, Mar. 12, 2001.

2000-01	GP	G	A	PTS	PIM
Reg. Season	32	2	10	12	20
Playoffs	--	--	--	--	--

HANK NOWAK LW #27

Purchased from Hershey (AHL), May 1973. Traded with a third-round choice in 1974 Entry Draft to Detroit for Nelson DeBenedet, May 1974.

1973-74	GP	G	A	PTS	PIM
Reg. Season	13	0	0	0	11
Playoffs	--	--	--	--	--

LYLE ODELEIN D #24

Signed as a free agent, Sept. 2005. Released July 2006.

2005-06	GP	G	A	PTS	PIM
Reg. Season	27	0	1	1	50
Playoffs	--	--	--	--	--

ROMAN OKSIUTA RW #20

Acquired from Anaheim for Richard Park, Mar. 1997. Released Oct. 1997.

1997	GP	G	A	PTS	PIM
Reg. Season	7	0	0	0	4
Playoffs	--	--	--	--	--

FREDRIK OLAUSSON D #23

Acquired with Alex Hicks from Anaheim for Shawn Antoski and Dmitri Mironov, Nov. 1996. Signed as a free agent by Anaheim, July 1998.

1996-98	GP	G	A	PTS	PIM
Reg. Season	127	13	47	60	80
Playoffs	10	0	4	4	2

EDDIE OLCZYK LW #27/16

Acquired from Los Angeles for Glen Murray, Mar. 1997. Signed as a free agent by Chicago, July 1998.

1997-98	GP	G	A	PTS	PIM
Reg. Season	68	15	18	33	41
Playoffs	11	3	0	3	16

KRZYSZTOF OLIWA LW #29

Acquired from Columbus for a third-round choice in 2001 Entry Draft, Jan. 14, 2001. Traded to NY Rangers for a ninth-round choice in the 2003 Entry Draft, June 2002.

2001-02	GP	G	A	PTS	PIM
Reg. Season	83	1	4	5	281
Playoffs	5	0	0	0	16

TOM O'REGAN C #8/12

Signed as a free agent, Sept. 1983. Released July 1986.

1983-86	GP	G	A	PTS	PIM
Reg. Season	61	5	12	17	10
Playoffs	--	--	--	--	--

MICHEL OUELLET RW #7

Selected in fourth round of Entry Draft (Rimouski QMJHL), June 2000. Signed by Tampa Bay as a free agent, July 2007.

2005-07	GP	G	A	PTS	PIM
Reg. Season	123	35	45	80	46
Playoffs	5	0	2	2	6

DENNIS OWCHAR D #25

Selected in fourth round of Entry Draft (Toronto OHA), May 1973. Traded to Colorado for Tom Edur, Dec. 1977.

1974-78	GP	G	A	PTS	PIM
Reg. Season	168	18	49	67	146
Playoffs	8	0	1	1	6

JIM PAEK D #2/3

Selected in ninth round of Entry Draft (Oshawa OHL), June 1985. Traded to Los Angeles with Marty McSorley for Shawn McEachern and Tomas Sandstrom, Feb. 1994.

1990-94	GP	G	A	PTS	PIM
Reg. Season	170	4	26	30	108
Playoffs	27	1	4	5	8

WILF PAIMENT RW #9

Signed as a free agent, July 1987. Released July 1988.

1987-88	GP	G	A	PTS	PIM
Reg. Season	23	2	6	8	39
Playoffs	--	--	--	--	--

ZIGGY PALFFY RW #33

Signed as a free agent, Aug. 8, 2005. Retired Jan. 18, 2006.

2005-06	GP	G	A	PTS	PIM
Reg. Season	42	11	31	42	12
Playoffs	--	--	--	--	--

BOB PARADISE D #2/24

Acquired with Chuck Arnason from Atlanta for Al McDonough, Jan. 1974. Traded to Washington for a second-round choice in 1976 Entry Draft, Nov. 1975. Acquired from Washington for rights to Don Awrey, Oct. 1977. Released June 1979.

1973-76/77-79	GP	G	A	PTS	PIM
Reg. Season	203	7	33	40	209
Playoffs	7	0	1	1	17

RICH PARENT G #31

Signed as a free agent, Sept. 24, 2000. Released July 2001.

2000-01	GP	W	L	T	GAA
Reg. Season	7	1	1	3	3.07
Playoffs	--	--	--	--	--

RICHARD PARK C #26/76

Selected in second round of Entry Draft (Belleville OHL), June 1994. Traded to Anaheim for Roman Oksiuta, Mar. 1997.

1994-97	GP	G	A	PTS	PIM
Reg. Season	58	4	7	11	38
Playoffs	4	0	0	0	2

ED PATTERSON RW #44

Selected in seventh round of Entry Draft (Kamloops WHL), June 1991. Released July 1997.

1993-96	GP	G	A	PTS	PIM
Reg. Season	68	3	3	6	56
Playoffs	--	--	--	--	--

MEL PEARSON C/LW #23

Selected from Chicago in Expansion Draft, June 1967. Sold to Portland (WHL), July 1968.

1967-68	GP	G	A	PTS	PIM
Reg. Season	2	0	1	1	0
Playoffs	--	--	--	--	--

BARRY PEDERSON C #10

Acquired with Rod Buskas from Vancouver for Dave Capuano, Andrew McBain and Dan Quinn, Jan. 1990. Released June 1991.

1990-91	GP	G	A	PTS	PIM
Reg. Season	84	10	26	36	50
Playoffs	--	--	--	--	--

JANNE PESONEN LW #20

Signed as free agent, July 7, 2008. Released July 2009.

2008-09	GP	G	A	PTS	PIM
Reg. Season	7	0	0	0	0
Playoffs	--	--	--	--	--

TOBY PETERSEN C #17

Selected in the ninth round of the 1998 Entry Draft. Released July 2004.

2000-04	GP	G	A	PTS	PIM
Reg. Season	91	10	16	26	8
Playoffs	--	--	--	--	--

RONALD PETROVICKY RW #26

Signed by Penguins as a free agent, July 24, 2006. Released July 2007.

2006-07	GP	G	A	PTS	PIM
Reg. Season	31	3	3	6	28
Playoffs	--	--	--	--	--

FRANK PIETRANGELO G #40

Selected in seventh round of Entry Draft (U. of Minnesota WCHA), June 1984. Traded to Hartford for future considerations, Mar. 1992.

1987-92	GP	W	L	T	GAA
Reg. Season	87	34	32	3	4.13
Playoffs	5	4	1	--	3.13

LASSE PIRJETA C #11

Acquired from Columbus for Brian Holzinger, March 9, 2004. Assigned to Kloten Flyers, Jan. 20, 2006.

2004-06	GP	G	A	PTS	PIM
Reg. Season	38	10	9	19	18
Playoffs	--	--	--	--	--

DOMENIC PITTIS C #23

Selected in the second round of Entry Draft (Lethbridge WHL), June 1993. Signed as a free agent by Buffalo, July 1998.

1996-97	GP	G	A	PTS	PIM
Reg. Season	1	0	0	0	0
Playoffs	--	--	--	--	--

MICHEL PLASSE **G** **#31**

Acquired from Kansas City for Jean Guy Legace and Denis Herron, Jan. 1975. Sent with Simon Nolet to Colorado as compensation for Pittsburgh signing Denis Herron, Aug. 1976.

1975-76	GP	W	L	T	GAA
Reg. Season	76	33	24	14	3.59
Playoffs	3	1	2	--	2.67

STEVE POAPST **D** **#3**

Signed as a free agent, Aug. 15, 2005. Traded to St. Louis for Eric Boguniecki, Dec. 2005.

2005	GP	G	A	PTS	PIM
Reg. Season	21	0	4	4	10
Playoffs	--	--	--	--	--

GREG POLIS **LW** **#22**

Selected in the first round of Entry Draft (Estevan WCHL) June 1970. Traded with Bryan Watson and a second-round draft choice in 1974 Entry Draft to St. Louis for Bob Kelly, Ab DeMarco and Steve Durbano, Jan. 1974.

1970-74	GP	G	A	PTS	PIM
Reg. Season	256	88	70	158	146
Playoffs	4	0	2	2	0

PETER POPOVIC **D** **#34**

Acquired from NY Rangers for Kevin Hatcher, Oct. 1999. Signed by Boston as a free agent, June 2000.

1999-2000	GP	G	A	PTS	PIM
Reg. Season	54	1	5	6	30
Playoffs	10	0	0	0	10

KELLY PRATT **RW** **#12**

Signed as a free agent, July 1974. Sold to Hershey (AHL), Aug. 1975.

1974-75	GP	G	A	PTS	PIM
Reg. Season	33	0	6	6	15
Playoffs	--	--	--	--	--

TRACY PRATT **D** **#6/11**

Acquired with George Swarbrick and Bryan Watson from Oakland for Earl Ingarfield, Dick Mattiussi and Gene Ubriaco, Jan. 1969. Selected by Buffalo in Expansion Draft, June 1970.

1968-70	GP	G	A	PTS	PIM
Reg. Season	83	5	12	17	158
Playoffs	10	0	1	1	51

DEAN PRENTICE **LW** **#20**

Selected from Detroit in Intra-League Draft, June 1969. Sold to Minnesota, Oct. 1971.

1969-71	GP	G	A	PTS	PIM
Reg. Season	144	47	42	89	32
Playoffs	12	2	5	7	8

NOEL PRICE **D** **#4**

Selected from Montreal in Expansion Draft, June 1967. Claimed by Springfield (AHL) in Reverse Draft, June 1969.

1967-69	GP	G	A	PTS	PIM
Reg. Season	143	8	45	53	109
Playoffs	--	--	--	--	--

PAT PRICE **D** **#2**

Acquired from Edmonton for Pat Hughes, Mar. 1981. Signed as a free agent by Quebec, Dec. 1982.

1980-82	GP	G	A	PTS	PIM
Reg. Season	128	8	52	60	459
Playoffs	10	1	1	2	49

TOM PRICE **D** **#6/25/28**

Signed as a free agent, Feb. 1977. Released June 1980.

1977-79	GP	G	A	PTS	PIM
Reg. Season	19	0	2	2	8
Playoffs	--	--	--	--	--

KEN PRIESTLAY **C** **#18**

Acquired from Buffalo for Tony Tanti, Mar. 1991. Released July 1993.

1991-92	GP	G	A	PTS	PIM
Reg. Season	52	2	9	11	4
Playoffs	--	--	--	--	--

WAYNE PRIMEAU **C** **#15**

Acquired from Tampa Bay for Matthew Barnaby, Feb. 1, 2001. Traded to San Jose for Matt Bradley, March 11, 2003.

2001-02	GP	G	A	PTS	PIM
Reg. Season	130	8	24	32	127
Playoffs	18	1	3	4	2

SEAN PRONGER **C** **#12**

Acquired from Anaheim for rights to Patrick Lalime, March 1998. Traded with Petr Nedved and Chris Tamer to NY Rangers for Alexei Kovalev and Harry York, Nov. 1998.

1998	GP	G	A	PTS	PIM
Reg. Season	7	1	0	1	2
Playoffs	5	0	0	0	4

JEAN PRONOVOST **RW** **#19**

Purchased with John Arbour from Boston, May 1968. Traded to Atlanta with Atlanta sending Dick Redmond to Boston and Boston sending Gregg Sheppard to Pittsburgh, Sept. 1978.

1968-78	GP	G	A	PTS	PIM
Reg. Season	753	316	287	603	306
Playoffs	29	9	9	18	12

JAMIE PUSHOR **D** **#3/4**

Acquired from Columbus for a fourth-round pick in the 2003 Entry Draft, March 15, 2002. Released July 2003.

2002-03	GP	G	A	PTS	PIM
Reg. Season	91	3	3	6	106
Playoffs	--	--	--	--	--

DAN QUINN **C** **#10/14/9**

Acquired from Calgary for Mike Bullard, Nov. 1986. Traded with Andrew McBain and Dave Capuano to Vancouver for Tony Tanti, Barry Pederson and Rod Buskas, Jan. 1990. Signed as a free agent, July 1996. Released Dec. 1996.

1986-90/96	GP	G	A	PTS	PIM
Reg. Season	270	111	165	276	224
Playoffs	11	6	3	9	10

MIKE RAMSEY **D** **#6**

Acquired from Buffalo for Bob Errey, Mar. 1993. Released June 1994.

1993-94	GP	G	A	PTS	PIM
Reg. Season	77	3	4	7	30
Playoffs	13	0	6	6	4

MARK RECCHI **RW** **#8**

Selected in the fourth round of Entry Draft, June 1988. Traded with Brian Benning and a first-round draft choice to Philadelphia in exchange for Rick Tocchet, Kjell Samuelsson and Ken Wregget, Feb. 19, 1992. Signed as a free agent, July 9, 2004. Traded to Carolina for Krys Kolanos, Niklas Nordgren and a second-round draft choice on March 9, 2006. Signed as free agent on July 25, 2006. Claimed on waivers by Atlanta on Dec. 8, 2007.

1988-92/2005-07	GP	G	A	PTS	PIM
Reg. Season	307	130	187	317	238
Playoffs	24	10	24	34	33

GREG REDQUEST **G** **#25**

Selected in fourth round of Entry Draft (Kingston OHL), June 1976. Released June 1979.

1977-78	GP	W	L	T	GAA
Reg. Season	1	0	0	0	13.85
Playoffs	--	--	--	--	--

NICK RICCI **G** **#31**

Selected in the fourth round of Entry Draft (Niagara Falls OHL), Aug. 1979. Traded with Pat Graham to Toronto for Rocky Saganiuk and Vincent Tremblay, Aug. 1983.

1979-83	GP	W	L	T	GAA
Reg. Season	19	7	12	0	4.36
Playoffs	--	--	--	--	--

STEPHANE RICHER **RW** **#44**

Signed by Pittsburgh as a free agent, Oct. 2001. Traded to New Jersey for conditional choice in the 2002 Entry Draft, Mar. 19, 2002.

2001-02	GP	G	A	PTS	PIM
Reg. Season	58	13	12	25	14
Playoffs	--	--	--	--	--

PAT RIGGIN **G** **#1**

Acquired from Boston for Roberto Romano, Feb. 1987. Released July 1988.

1987-88	GP	W	L	T	GAA
Reg. Season	39	15	14	7	3.64
Playoffs	--	--	--	--	--

GARY RISSLING **RW** **#10/15/20/23**

Acquired from Washington for a fifth-round choice in 1981 Entry Draft, Jan. 1981. Released June 1987.

1983-85	GP	G	A	PTS	PIM
Reg. Season	185	20	26	46	832
Playoffs	5	0	1	1	4

JANI RITA **RW** **#28**

Acquired with Cory Cross from Edmonton for Dick Tarnstrom, Jan. 26, 2006. Signed with Jokerit, May 2, 2006.

2006	GP	G	A	PTS	PIM
Reg. Season	30	3	4	7	4
Playoffs	--	--	--	--	--

BOB RIVARD **LW** **#19**

Selected from Montreal in Expansion Draft, June 1967. Sent to Baltimore (AHL) to complete an earlier deal where Pittsburgh purchased Jim Morrison, Nov. 1969.

1967-68	GP	G	A	PTS	PIM
Reg. Season	27	5	12	17	4
Playoffs	--	--	--	--	--

RENE ROBERT **C** **#14**

Claimed from Toronto in Intra-League Draft, June 1971. Traded to Buffalo for Eddie Shack, Mar. 1972.

1971-72	GP	G	A	PTS	PIM
Reg. Season	49	7	11	18	42
Playoffs	--	--	--	--	--

GARY ROBERTS **LW** **#10**

Acquired from Florida for Noah Welch, Feb. 2007. Rights traded to Tampa Bay for a 2009 third-round choice, June 2008.

2007-08	GP	G	A	PTS	PIM
Reg. Season	57	10	18	28	66
Playoffs	16	4	4	8	34

GORD ROBERTS **D** **#14/28**

Acquired from St. Louis for future considerations, Oct. 1990. Signed as a free agent by Boston, June 1992.

1990-92	GP	G	A	PTS	PIM
Reg. Season	134	5	34	39	89
Playoffs	43	1	4	5	95

LUC ROBITAILLE **LW** **#20**

Acquired from Los Angeles for Rick Tocchet and a second-round choice in 1995 Entry Draft, July 1994. Traded to NY Rangers with Ulf Samuelsson for Sergei Zubov and Petr Nedved, Aug. 1995.

1994-95	GP	G	A	PTS	PIM
Reg. Season	46	23	19	42	37
Playoffs	12	7	4	11	26

RANDY ROBITAILLE **C** **#22**

Claimed off waivers from Los Angeles, Jan. 4 2002. Traded to NY Islanders for a fifth-round pick in the 2003 Entry Draft, March 9, 2003.

2002-03	GP	G	A	PTS	PIM
Reg. Season	81	15	31	46	24
Playoffs	--	--	--	--	--

DAVE ROCHE **LW** **#51**

Selected in third round of Entry Draft (Peterborough OHL), June 1993. Traded to Calgary with Ken Wregget for Todd Hlushko and German Titov, June 1998.

1995-97	GP	G	A	PTS	PIM
Reg. Season	132	12	12	24	285
Playoffs	16	2	7	9	26

ROBERTO ROMANO **G** **#30/35**

Signed as a free agent, Dec. 1982. Traded to Boston for Pat Riggan, Feb. 1987. Signed as a free agent, Oct. 1993. Released June 1994.

1982-87/93-94	GP	W	L	T	GAA
Reg. Season	125	46	62	8	3.96
Playoffs	--	--	--	--	--

TOM ROULSTON **RW** **#12/18**

Acquired from Edmonton for Kevin McLelland and a sixth-round choice in 1984 Entry Draft, Dec. 1983. Released July 1986.

1984-86	GP	G	A	PTS	PIM
Reg. Season	58	11	17	28	10
Playoffs	--	--	--	--	--

MIKE ROWE **D** **#5/33**

Selected in the third round of Entry Draft (Toronto OHL), June 1983. Released July 1988.

1984-87	GP	G	A	PTS	PIM
Reg. Season	11	0	0	0	11
Playoffs	--	--	--	--	--

ANDRE ROY **RW** **#36**

Signed as a free agent, Aug. 2005. Claimed by Tampa Bay off waivers, Dec. 2006.

2005-06	GP	G	A	PTS	PIM
Reg. Season	47	2	1	3	128
Playoffs	--	--	--	--	--

MICHAL ROZSIVAL **D** **#28**

Selected by Pittsburgh in the fourth round (105th overall) of the 1996 Entry Draft. Released, July 2005.

1999-2005	GP	G	A	PTS	PIM
Reg. Season	237	18	47	65	161
Playoffs	2	0	0	0	4

DUANE RUPP **D** **#2**

Acquired from Minnesota for Leo Boivin, Jan. 1969. Released June 1974.

1969-74	GP	G	A	PTS	PIM
Reg. Season	265	21	83	104	170
Playoffs	10	2	2	4	8

TERRY RUSKOWSKI **LW** **#8**

Signed as a free agent, Oct. 1985. Signed by Minnesota as a free agent, July 1987.

1985-87	GP	G	A	PTS	PIM
Reg. Season	143	40	74	114	309
Playoffs	--	--	--	--	--

JARKKO RUUTU **LW** **#37**

Signed by the Penguins as a free agent on July 4, 2006. Signed with Ottawa on July 2, 2008.

2006-08	GP	G	A	PTS	PIM
Reg. Season	152	13	19	32	263
Playoffs	25	2	1	3	36

JIM RUTHERFORD **G** **#1/29**

Selected from Detroit in Intra-League Draft, June 1971. Traded with Jack Lynch to Detroit for Ron Stackhouse, Jan. 1974.

1971-74	GP	W	L	T	GAA
Reg. Season	115	44	49	14	3.14
Playoffs	4	0	0	0	0

DANY SABOURIN **G** **#30**

Signed as a free agent on August 10, 2005. Claimed off of waivers by Vancouver, Oct. 2006. Signed as a free agent on July 1, 2007. Traded to Edmonton with Ryan Stone and a fourth-round pick for Mathieu Garon, Jan. 17, 2009

2005-06/2007-09	GP	W	L	T	GAA
Reg. Season	44	16	18	3	2.88
Playoffs	--	--	--	--	--

ROCKY SAGANIUK **RW** **#11/33**

Acquired with Vincent Tremblay from Toronto for Pat Graham and Nick Ricci, Aug. 1983. Removed from reserve list, July 1984.

1983-84	GP	G	A	PTS	PIM
Reg. Season	29	1	3	4	37
Playoffs	--	--	--	--	--

KJELL SAMUELSSON **D** **#23/28**

Acquired with Rick Tocchet, Ken Wregget and a conditional draft pick from Philadelphia for Mark Recchi, Brian Benning and Los Angeles' first-round choice in 1992 Entry Draft, Feb. 1992. Signed as a free agent by Philadelphia, July 1995.

1992-95	GP	G	A	PTS	PIM
Reg. Season	183	10	22	32	312
Playoffs	44	0	7	7	66

MIKAEL SAMUELSSON **RW** **#37**

Acquired with Joel Bouchard, Rico Fata and Richard Lintner from NY Rangers for Alexei Kovalev, Dan LaCouture, Janne Laukkanen and Mike Wilson, Feb. 2003. Traded to Florida with 2003 first- and second-round selections for Florida's 2003 first- and third-round selections, June, 2003.

2003	GP	G	A	PTS	PIM
Reg. Season	22	2	0	2	8
Playoffs	--	--	--	--	--

ULF SAMUELSSON **D** **#5**

Acquired with Ron Francis and Grant Jennings from Hartford for John Cullen, Zarley Zalapski and Jeff Parker, Mar. 1991. Traded with Luc Robitaille to NY Rangers for Petr Nedved and Sergei Zubov, Aug. 1995.

1991-95	GP	G	A	PTS	PIM
Reg. Season	277	11	83	94	804
Playoffs	66	4	12	16	123

DEREK SANDERSON **C** **#16**

Signed as a free agent, Mar. 1978. Released June 1978.

1978	GP	G	A	PTS	PIM
Reg. Season	13	3	1	4	0
Playoffs	--	--	--	--	--

TOMAS SANDSTROM RW #17

Acquired with Shawn McEachern from Los Angeles for Marty McSorley and Jim Paek, Feb. 1994. Traded to Detroit for Greg Johnson, Jan. 1997.

1994-97	GP	G	A	PTS	PIM
Reg. Season	172	71	84	155	168
Playoffs	36	7	5	12	50

GRANT SASSER C #19

Selected in fifth round of Entry Draft (Portland WHL), June 1982. Released July 1986.

1983-84	GP	G	A	PTS	PIM
Reg. Season	3	0	0	0	0
Playoffs	--	--	--	--	--

MIROSLAV SATAN RW #81

Signed as free agent, July 3, 2008. Entered free agency, July 2009.

2008-09	GP	G	A	PTS	PIM
Reg. Season	65	17	19	36	36
Playoffs	17	1	5	6	11

GLEN SATHER LW #16

Selected from Boston in Intra-League Draft, June 1969. Traded to NY Rangers for Syl Apps and Sheldon Kannegiesser, Jan. 1971.

1969-71	GP	G	A	PTS	PIM
Reg. Season	122	20	17	37	210
Playoffs	10	0	2	2	17

RYAN SAVOIA C #18

Signed as a free agent, Apr. 1995. Released July 1999.

1998-99	GP	G	A	PTS	PIM
Reg. Season	3	0	0	0	0
Playoffs	--	--	--	--	--

KEN SCHINKEL RW #12

Selected from NY Rangers in Expansion Draft, June 1967. Retired Jan. 1973.

1967-73	GP	G	A	PTS	PIM
Reg. Season	371	93	143	236	86
Playoffs	13	6	1	7	4

NORM SCHMIDT D #3/25

Selected in fourth round of Entry Draft (Oshawa OHL), June 1981. Released July 1988.

1983-88	GP	G	A	PTS	PIM
Reg. Season	125	23	33	56	73
Playoffs	--	--	--	--	--

RON SCHOCK C #17

Acquired with Craig Cameron from St. Louis for Lou Angotti and a first-round choice in 1971 Entry Draft, June 1969. Traded to Buffalo for Brian Spencer, Sept. 1977.

1969-77	GP	G	A	PTS	PIM
Reg. Season	619	124	280	404	201
Playoffs	29	2	12	14	23

DWIGHT SCHOFIELD D #4

Purchased from Washington, Oct. 1986. Released July 1987.

1986-87	GP	G	A	PTS	PIM
Reg. Season	25	1	6	7	59
Playoffs	--	--	--	--	--

DAVE SCHULTZ LW #8

Acquired with Gene Carr and a fourth-round choice in 1978 Entry Draft from Los Angeles for Syl Apps and Hartland Monahan, Nov. 1977. Traded to Buffalo for Gary McAdam, Feb. 1979.

1977-79	GP	G	A	PTS	PIM
Reg. Season	113	13	34	47	535
Playoffs	--	--	--	--	--

ROD SCHUTT LW #23/27

Acquired from Montreal for a first-round choice in 1981 Entry Draft, Oct. 1978. Signed as a free agent by Toronto, Oct. 1985.

1978-85	GP	G	A	PTS	PIM
Reg. Season	278	76	92	168	177
Playoffs	22	8	6	14	26

ROB SCUDERI D #4

Selected by Pittsburgh in the fifth round of the 1998 Entry Draft (Boston College). Signed as free agent by Los Angeles, July 2009.

2003-09	GP	G	A	PTS	PIM
Reg. Season	300	3	36	39	112
Playoffs	49	1	7	8	10

JEFF SEROWIK D #16

Signed as a free agent, Oct. 1998. Released July 1999.

1998-99	GP	G	A	PTS	PIM
Reg. Season	26	0	6	6	16
Playoffs	--	--	--	--	--

EDDIE SHACK LW #23/24

Acquired from Buffalo for Rene Robert, Mar. 1972. Purchased by Toronto, July 1973.

1972-73	GP	G	A	PTS	PIM
Reg. Season	87	30	29	59	96
Playoffs	4	0	1	1	15

DOUG SHEDDEN RW #14

Selected in fifth round of Entry Draft (Sault St. Marie OHL), June 1980. Traded to Detroit for Ron Duguay, Mar. 1986.

1981-86	GP	G	A	PTS	PIM
Reg. Season	332	123	159	282	148
Playoffs	--	--	--	--	--

GREGG SHEPPARD C #19

Acquired from Boston with Boston receiving Dick Redmond from Atlanta and Pittsburgh sending Jean Pronovost to Atlanta, Sept. 1978. Released June 1982.

1978-82	GP	G	A	PTS	PIM
Reg. Season	241	50	73	123	113
Playoffs	17	4	7	11	2

JIM SHIRES			LW		#27
Acquired from St. Louis for Joe Noris, Jan. 1973. Released June 1974.					
1973	GP	G	A	PTS	PIM
Reg. Season	18	1	2	3	2
Playoffs	--	--	--	--	--

JON SIM			LW		#39
Claimed off waivers from Los Angeles, March 4, 2004. Released July 2004.					
2004	GP	G	A	PTS	PIM
Reg. Season	15	2	3	5	6
Playoffs	--	--	--	--	--

ROMAN SIMICEK			C		#15
Selected in the ninth round of the 2000 Entry Draft (HPK Finland). Traded to Minnesota for Steve McKenna, Jan. 13, 2001.					
2000-01	GP	G	A	PTS	PIM
Reg. Season	29	3	6	9	30
Playoffs	--	--	--	--	--

CHARLIE SIMMER			RW		#13/16
Selected from Boston in Waiver Draft, Oct. 1988. Released July 1989.					
1988-89	GP	G	A	PTS	PIM
Reg. Season	50	11	17	28	24
Playoffs	--	--	--	--	--

BOB SIMPSON			LW		#28/33
Signed as a free agent, Oct. 1981. Released July 1984.					
1981-83	GP	G	A	PTS	PIM
Reg. Season	30	10	9	19	4
Playoffs	2	0	0	0	0

CRAIG SIMPSON			RW		#18
Selected in the first round of Entry Draft (Michigan State CCHA), June 1985. Traded with Dave Hannan, Chris Joseph and Moe Mantha to Edmonton for Paul Coffey, Dave Hunter and Wayne Van Dorp, Nov. 1988.					
1985-88	GP	G	A	PTS	PIM
Reg. Season	169	50	55	105	140
Playoffs	--	--	--	--	--

REID SIMPSON			LW		#33
Signed as a free agent, Aug. 29, 2003. Released July 2004.					
2003-04	GP	G	A	PTS	PIM
Reg. Season	2	0	0	0	17
Playoffs	--	--	--	--	--

VILLE SIREN			D		#5
Acquired from Hartford for Pat Boutette, Nov. 1984. Traded with Steve Gotaas to Minnesota for Scott Bjugstad and Gord Dineen, Dec. 1988.					
1984-88	GP	G	A	PTS	PIM
Reg. Season	187	10	45	55	144
Playoffs	--	--	--	--	--

PAVEL SKRBEK			D		#46
Selected in second round of Entry Draft (Kladno Czech), June 1996. Traded to Nashville for Bob Boughner, Mar. 2000.					
1998-99	GP	G	A	PTS	PIM
Reg. Season	4	0	0	0	2
Playoffs	--	--	--	--	--

PETER SKUDRA			G		#1
Signed as a free agent, Sept. 1997. Signed by Boston as a free agent, Sept. 2000.					
1997-2000	GP	W	L	T	GAA
Reg. Season	74	26	22	11	2.65
Playoffs	1	0	0	0	3.00

JOHN SLANEY			D		#32
Signed as a free agent, Sept. 1999. Traded to Philadelphia for Kevin Stevens Jan. 14, 2001.					
1999-2001	GP	G	A	PTS	PIM
Reg. Season	29	1	4	5	10
Playoffs	2	1	0	1	2

JIRI SLEGR			D		#71
Rights acquired from Edmonton for third-round choice in 1998 Entry Draft, Aug. 1997. Traded to Atlanta Thrashers for draft choice, Jan. 14, 2001.					
1997-2001	GP	G	A	PTS	PIM
Reg. Season	252	24	62	86	338
Playoffs	29	3	10	13	33

AL SMITH			G		#29
Purchased from Toronto, June 1969. Selected by Detroit in Intra-League Draft, June 1971.					
1969-71	GP	W	L	T	GAA
Reg. Season	93	24	42	17	3.07
Playoffs	3	1	2	--	3.33

DOUG SMITH			C		#15
Acquired from Vancouver for cash, Feb. 1990. Released June 1990.					
1990	GP	G	A	PTS	PIM
Reg. Season	10	1	1	2	25
Playoffs	--	--	--	--	--

NATHAN SMITH			C		41
Signed as a free agent on July 12, 2007. Signed with Colorado on July 14, 2008.					
2008	GP	G	A	PTS	PIM
Reg. Season	13	0	0	0	2
Playoffs	--	--	--	--	--

BRYAN SMOLINSKI			C		#8/20
Acquired with Glen Murray and a third-round pick in 1996 Entry Draft from Boston for Shawn McEachern and Kevin Stevens, Aug. 1995. Traded to NY Islanders for Darius Kasparaitis and Andreas Johansson, Nov. 1996.					
1995-96	GP	G	A	PTS	PIM
Reg. Season	81	24	40	64	69
Playoffs	18	5	4	9	10

RON SNELL RW #14/16

Selected in second round of Entry Draft (Regina WCJHL), June 1968. Sold to Hershey (AHL), June 1973.

1968-70	GP	G	A	PTS	PIM
Reg. Season	7	3	2	5	6
Playoffs	--	--	--	--	--

TED SNELL RW #10

Signed as a free agent, Oct. 1973. Selected by Kansas City in Expansion Draft, June 1974.

1973-74	GP	G	A	PTS	PIM
Reg. Season	55	4	12	16	8
Playoffs	--	--	--	--	--

GARTH SNOW G #34

Signed as a free agent, Oct. 10, 2000. Signed by NY Islanders as a free agent, July 2001.

2000-01	GP	W	L	T	GAA
Reg. Season	35	14	15	4	2.98
Playoffs	--	--	--	--	--

MARTIN SONNENBERG LW #12

Signed as a free agent, Oct. 1998. Signed by Calgary as a free agent, July 2002.

1998-2002	GP	G	A	PTS	PIM
Reg. Season	58	2	3	5	19
Playoffs	7	0	0	0	0

BILLY SPEER D #17

Purchased from Cleveland (AHL), Sept. 1966. Selected by Boston in Intra-League Draft, June 1969.

1967-69	GP	G	A	PTS	PIM
Reg. Season	102	4	17	21	71
Playoffs	--	--	--	--	--

BRIAN SPENCER LW #22

Acquired from Buffalo for Ron Schock, Sept. 1977. Loaned to Binghamton (AHL), Oct. 1978.

1977-78	GP	G	A	PTS	PIM
Reg. Season	86	9	11	20	81
Playoffs	--	--	--	--	--

RON STACKHOUSE D #3

Acquired from Detroit for Jim Rutherford and Jack Lynch, Jan. 1974. Retired Nov. 1982.

1973-82	GP	G	A	PTS	PIM
Reg. Season	621	66	277	343	547
Playoffs	32	5	8	13	38

PAUL STANTON D #22/23

Selected in eighth round of Entry Draft (Catholic Memorial HS, Boston), June 1985. Traded to Boston for a third-round choice in 1994 Entry Draft, Oct. 1993.

1990-93	GP	G	A	PTS	PIM
Reg. Season	206	11	38	49	199
Playoffs	44	2	10	12	66

MIKE STAPLETON C #26

Signed as a free agent, Sept. 1992. Claimed on waivers by Edmonton, Feb. 1994.

1992-94	GP	G	A	PTS	PIM
Reg. Season	136	11	13	24	28
Playoffs	4	0	0	0	0

KEVIN STEVENS LW #25

Rights acquired from Los Angeles for Anders Hakansson, Sept. 1983. Traded to Boston with Shawn McEachern for Bryan Smolinski, Glen Murray and a third-round choice in 1996 Entry Draft, Aug. 1995. Acquired from Philadelphia for John Slaney, Jan. 14, 2001. Retired July 2002.

1987-95/2001	GP	G	A	PTS	PIM
Reg. Season	522	260	295	555	1046
Playoffs	103	46	60	106	170

BOB STEWART D #8

Acquired from St. Louis for Blair Chapman, Nov. 1979. Released Nov. 1982.

1979-80	GP	G	A	PTS	PIM
Reg. Season	65	3	7	10	52
Playoffs	5	1	1	2	2

JOHN STEWART LW #20/23/25

Selected in second round of Entry Draft (Flin Flon WCHL), June 1970. Selected by Atlanta in Expansion Draft, June 1972.

1970-72	GP	G	A	PTS	PIM
Reg. Season	40	4	9	13	32
Playoffs	--	--	--	--	--

KARL STEWART C #17

Claimed off waivers from Anaheim, Sept. 2006. Claimed by Chicago off waivers, Oct. 2006.

2006	GP	G	A	PTS	PIM
Reg. Season	3	0	0	0	2
Playoffs	--	--	--	--	--

ANDRE ST. LAURENT C #34

Selected from Los Angeles on waivers, Feb. 1982. Traded to Detroit for future considerations, Oct. 1983.

1982-83	GP	G	A	PTS	PIM
Reg. Season	96	23	14	37	130
Playoffs	5	2	1	3	8

ALEK STOJANOV LW #11/25

Acquired from Vancouver for Markus Naslund, Mar. 1996. Released July 1998.

1996-98	GP	G	A	PTS	PIM
Reg. Season	45	2	4	6	86
Playoffs	9	0	0	0	19

RYAN STONE LW #11/25

Selected in the second round of Entry Draft (Brandon WHL), June 2003. Traded to Edmonton with Dany Sabourin and fourth-round choice for Mathieu Garon, Jan. 2009.

2007-09	GP	G	A	PTS	PIM
Reg. Season	8	0	1	1	7
Playoffs	--	--	--	--	--

BLAINE STOUGHTON RW #12

Selected in first round of Entry Draft (Flin Flon WCHL), May 1973. Traded with first-round choice in 1977 Entry Draft to Toronto for Rick Kehoe, Sept. 1974.

1973-74	GP	G	A	PTS	PIM
Reg. Season	34	5	6	11	8
Playoffs	--	--	--	--	--

MARTIN STRAKA LW #82

Selected in the first round of the 1992 Entry Draft. Traded to Ottawa for Norm MacIver and Troy Murray, April 7, 1995. Signed as a free agent, Aug. 7, 1997. Traded to Los Angeles for Sergei Anshakov and Martin Strbak, Nov. 30, 2003.

1992-95/1997-2003	GP	G	A	PTS	PIM
Reg. Season	560	165	277	442	215
Playoffs	65	19	27	46	30

ART STRATTON LW #7

Selected from Chicago in Expansion Draft, June 1967. Purchased by Philadelphia to complete an earlier trade in which Pittsburgh received Wayne Hicks, Mar. 1968.

1967-68	GP	G	A	PTS	PIM
Reg. Season	58	16	21	37	16
Playoffs	--	--	--	--	--

BOB STUMPF D #29

Acquired from St. Louis for Bernie Lukowich, Jan. 1975. Loaned to Hershey (AHL), Oct. 1975.

1975	GP	G	A	PTS	PIM
Reg. Season	3	0	0	0	0
Playoffs	--	--	--	--	--

TOMAS SUROVY LW #43

Selected in fifth round of Entry Draft, June 2001. Released July 2006.

2002-06	GP	G	A	PTS	PIM
Reg. Season	126	27	32	59	71
Playoffs	--	--	--	--	--

RICH SUTTER RW #9/23

Selected in first round of Entry Draft (Lethbridge WHL), June 1982. Traded with a second- and third-round choice in 1984 Entry Draft to Philadelphia for Andy Brickley, Mark Taylor, Ron Flockhart and a first- and third-round choice in 1984 Entry Draft, Oct. 1983.

1982-84	GP	G	A	PTS	PIM
Reg. Season	9	0	0	0	0
Playoffs	--	--	--	--	--

GARY SWAIN LW #24

Selected in first round of Entry Draft (Niagra Falls OHA), June 1968. Released June 1971.

1968-69	GP	G	A	PTS	PIM
Reg. Season	9	1	1	2	0
Playoffs	--	--	--	--	--

GEROGE SWARBRICK RW #10/15/20/23

Acquired with Bryan Watson and Tracy Pratt from Oakland for Earl Ingarfield, Gene Ubriaco and Dick Mattiussi, Jan. 1969. Traded to Philadelphia for Terry Bell, June 1970.

1969-70	GP	G	A	PTS	PIM
Reg. Season	31	1	7	8	36
Playoffs	--	--	--	--	--

PETR SYKORA RW #17

Signed as free agent, July 2, 2007. Entered free agency, July 2009.

2007-09	GP	G	A	PTS	PIM
Reg. Season	157	53	56	109	77
Playoffs	27	6	4	10	16

RICK TABARACCI G #31

Selected in second round of Entry Draft (Cornwall OHL), June 1987. Traded with Randy Cunneyworth and Dave McLlwain to Winnipeg for Jim Kyte, Andrew McBain and Randy Gilhen, June 1989.

1988-89	GP	W	L	T	GAA
Reg. Season	1	0	0	0	7.27
Playoffs	--	--	--	--	--

JEFF TAFFE LW #22

Signed as free agent, July 13, 2007. Signed with Florida, July 2009.

2007-09	GP	G	A	PTS	PIM
Reg. Season	53	5	9	14	10
Playoffs	--	--	--	--	--

PETER TAGLIANETTI D #32

Acquired with Larry Murphy from Minnesota for Jim Johnson and Chris Dahlquist, Dec. 1990. Selected by Tampa Bay in Expansion Draft, June 1992. Acquired from Tampa Bay for a third-round choice in 1993 Entry Draft, Mar. 1993. Released July 1995.

1990-92/93-95	GP	G	A	PTS	PIM
Reg. Season	167	7	28	35	338
Playoffs	39	1	7	8	83

DALE TALLON D #4/19

Acquired from Chicago for a second-round choice in 1980 Entry Draft, Oct. 1978. Released June 1980.

1978-80	GP	G	A	PTS	PIM
Reg. Season	95	10	33	43	53
Playoffs	4	0	0	0	4

CHRIS TAMER D #2

Selected in fourth round of Entry Draft (U. of Michigan CCHA), June 1990. Traded to NY Rangers with Petr Nedved and Sean Pronger for Alexei Kovalev and Harry York, Nov. 1998.

1993-98	GP	G	A	PTS	PIM
Reg. Season	242	8	21	29	556
Playoffs	37	0	8	8	52

TONY TANTI RW #9

Acquired with Rod Buskas from Vancouver for Dave Capuano, Andrew McBain and Dan Quinn, Jan. 1990. Traded to Buffalo for Ken Priestlay, Mar. 1991.

1990-91	GP	G	A	PTS	PIM
Reg. Season	83	20	30	50	66
Playoffs	--	--	--	--	--

DICK TARNSTROM D #32

Claimed on waivers from NY Islanders., Aug. 6, 2002. Traded to Edmonton for Jani Rita and Cory Cross on Jan. 26, 2006.

2002-2006	GP	G	A	PTS	PIM
Reg. Season	174	28	75	103	140
Playoffs	--	--	--	--	--

BOB TAYLOR G #30

Acquired with Ed Van Impe from Philadelphia for Gary Inness, Mar. 1976. Released June 1976.

1976	GP	W	L	T	GAA
Reg. Season	2	0	1	0	5.38
Playoffs	--	--	--	--	--

MARK TAYLOR C #16

Acquired with Ron Flockhart, Andy Brickley and a first- and third-round choice in 1984 Entry Draft from Philadelphia for Rich Sutter and a second- and third-round choice in 1984 Entry Draft, Oct. 1983. Traded to Washington for Jim McGeough, Mar. 1985.

1983-85	GP	G	A	PTS	PIM
Reg. Season	106	31	41	72	43
Playoffs	--	--	--	--	--

GREG TEBBUTT D #34

Signed as a free agent, July 1983. Released July 1985.

1983-84	GP	G	A	PTS	PIM
Reg. Season	14	1	8	9	16
Playoffs	--	--	--	--	--

JOCELYN THIBAUT G #41

Acquired from Chicago for a fourth-round choice in 2006 Entry Draft on Aug. 10, 2005. Signed as a free agent by Buffalo, July 2007.

2005-07	GP	W	L	T	GAA
Reg. Season	38	8	17	5	3.52
Playoffs	1	0	0	0	0.00

BILL THOMAS RW #37

Signed as free agent July 15, 2008. Entered free agency, July 2009.

2008-09	GP	G	A	PTS	PIM
Reg. Season	16	2	1	3	2
Playoffs	--	--	--	--	--

ERROL THOMPSON LW #6

Acquired from Detroit for Gary McAdam, Jan. 1981. Released Nov. 1982.

1981-82	GP	G	A	PTS	PIM
Reg. Season	34	6	8	14	12
Playoffs	--	--	--	--	--

CHRIS THORBURN C #22

Claimed off waivers from Buffalo, Oct. 2006. Traded to Atlanta for a third-round choice in the 2007 Entry Draft, June, 2007.

2006-07	GP	G	A	PTS	PIM
Reg. Season	39	3	2	5	69
Playoffs	--	--	--	--	--

TOM THORNBURY D #34

Selected in third round of Entry Draft (Niagra Falls OHL), June 1981. Traded to Quebec for Brian Ford, Dec. 1984.

1983-84	GP	G	A	PTS	PIM
Reg. Season	14	1	8	9	16
Playoffs	--	--	--	--	--

BILLY TIBBETTS RW #12

Signed as a free agent, April 10, 2000. Traded to Philadelphia for Kent Manderville, Mar. 2002.

2000-02	GP	G	A	PTS	PIM
Reg. Season	62	2	7	9	188
Playoffs	--	--	--	--	--

DAVE TIPPETT LW/C #14

Signed as a free agent, Aug. 1992. Released June 1993.

1992-93	GP	G	A	PTS	PIM
Reg. Season	74	6	19	25	56
Playoffs	12	1	4	5	14

GERMAN TITOV LW #31/9

Acquired with Todd Hlushko from Calgary for Ken Wregget and Dave Roche, June 1998. Traded to Edmonton for Josef Beranek, Mar. 2000.

1998-2000	GP	G	A	PTS	PIM
Reg. Season	135	28	70	98	68
Playoffs	11	3	5	8	4

RICK TOCCHET RW #92/22

Acquired with Kjell Samuelsson, Ken Wregget and a conditional draft pick from Philadelphia for Mark Recchi, Brian Benning and Los Angeles' first-round pick in 1992 Entry Draft, Feb. 1992. Traded to Los Angeles with Pittsburgh's second-round choice in 1995 Entry Draft for Luc Robitaille, July 1994.

1992-94	GP	G	A	PTS	PIM
Reg. Season	150	76	103	179	435
Playoffs	32	15	22	37	68

JEFF TOMS C #46

Claimed off waivers from NY Rangers, Mar. 16, 2002. Signed by Florida as a free agent, July 11, 2002.

2002	GP	G	A	PTS	PIM
Reg. Season	14	2	1	3	4
Playoffs	--	--	--	--	--

TIM TOOKEY C #11

Signed as a free agent, Sept. 1983. Signed as a free agent by Philadelphia, July 1985.

1983-84	GP	G	A	PTS	PIM
Reg. Season	8	0	2	2	2
Playoffs	--	--	--	--	--

DAN TREBIL **D** **#3**

Acquired from Anaheim for fifth-round choice in 2000 Entry Draft, Mar. 2000. Signed by NY Islanders as a free agent, July 2000. Acquired from NY Islanders for ninth-round draft choice, Nov. 14, 2000. Traded to St. Louis for Marc Bergevin, Dec. 28, 2000.

2000	GP	G	A	PTS	PIM
Reg. Season	19	1	0	1	7
Playoffs	--	--	--	--	--

VINCENT TREMBLAY **G** **#31**

Acquired with Rocky Saganiuk from Toronto for Nick Ricci and Pat Graham, Aug. 1983. Released July 1984.

1983-84	GP	W	L	T	GAA
Reg. Season	4	0	4	0	6.00
Playoffs	--	--	--	--	--

BRYAN TROTTIER **C** **#19**

Signed as a free agent, July 1990. Retired Aug. 1992. Signed as a free agent, June 1993. Retired Aug. 1994.

1990-92/93-94	GP	G	A	PTS	PIM
Reg. Season	156	24	48	72	114
Playoffs	46	7	7	14	57

RON TUGNUTT **G** **#31**

Acquired from Ottawa with Janne Laukkanen for Tom Barrasso, Mar. 2000. Signed by Columbus as a free agent, June 2000.

2000	GP	W	L	T	GAA
Reg. Season	7	4	2	0	2.41
Playoffs	11	6	5	--	1.77

IAN TURNBULL **D** **#7**

Signed as a free agent, Oct. 1982. Release July 1983.

1982-83	GP	G	A	PTS	PIM
Reg. Season	7	0	0	0	4
Playoffs	--	--	--	--	--

GENE UBRIACO **LW/C** **#11**

Acquired from Hershey (AHL) for Gil Gilbert, Oct. 1967. Traded with Earl Ingarfield and Dick Mattiussi to Oakland for George Swarbrick, Bryan Watson and Tracy Pratt, Jan. 1969.

1967-69	GP	G	A	PTS	PIM
Reg. Season	114	33	26	59	30
Playoffs	--	--	--	--	--

GARRY VALK **LW** **#26/8/18**

Acquired from Anaheim for J.J. Daigneault, Feb. 1997. Signed as a free agent by Toronto, Oct. 1998.

1997-98	GP	G	A	PTS	PIM
Reg. Season	56	5	5	10	58
Playoffs	--	--	--	--	--

WAYNE VAN DORP **LW** **#22**

Acquired with Paul Coffey and Dave Hunter from Edmonton for Craig Simpson, Chris Joseph, Dave Hannan and Moe Mantha, Nov. 1987. Traded to Buffalo for future considerations, Sept. 1988.

1987-88	GP	G	A	PTS	PIM
Reg. Season	25	1	3	4	75
Playoffs	--	--	--	--	--

ED VAN IMPE **D** **#2**

Acquired with Bobby Taylor from Philadelphia for Gary Inness, Mar. 1976. Released July 1977.

1976-77	GP	G	A	PTS	PIM
Reg. Season	22	0	8	8	22
Playoffs	3	0	1	1	2

RYAN VANDENBUSSCHE **RW** **#37**

Signed as a free agent, July 2004. Released July 2006.

2005-06	GP	G	A	PTS	PIM
Reg. Season	20	1	0	1	42
Playoffs	--	--	--	--	--

VLADIMIR VUJTEK **LW** **#19**

Signed as a free agent, July 15, 2002. Released Nov. 15, 2002.

2002	GP	G	A	PTS	PIM
Reg. Season	6	0	1	1	0
Playoffs	--	--	--	--	--

BRYAN WATSON **D** **#5**

Acquired with George Swarbrick and Tracy Pratt from Oakland for Earl Ingarfield, Gene Ubriaco and Dick Mattiussi, Jan. 1969. Traded with Greg Polis and a second-round choice in 1974 Entry Draft to St. Louis for Steve Durbano, Ab DeMarco and Bob Kelly, Jan. 1974.

1969-74	GP	G	A	PTS	PIM
Reg. Season	303	8	57	65	871
Playoffs	14	0	0	0	38

STEVE WEBB **RW** **#18**

Claimed off waivers from Philadelphia, Oct. 22, 2003. Traded to the NY Islanders for Alain Nasreddine, March 8, 2004.

2003-04	GP	G	A	PTS	PIM
Reg. Season	5	0	0	0	2
Playoffs	--	--	--	--	--

WALLY WEIR **D** **#23**

Selected from Hartford in Waiver Draft, Mar. 1985. Released July 1985.

1985	GP	G	A	PTS	PIM
Reg. Season	14	0	3	3	34
Playoffs	--	--	--	--	--

NOAH WELCH **D** **#4**

Selected in second round of 2001 Entry Draft. Traded to Florida for Gary Roberts, Feb. 2007

2005-07	GP	G	A	PTS	PIM
Reg. Season	27	2	4	6	24
Playoffs	--	--	--	--	--

CHRIS WELLS **C** **#12**

Selected in first round of Entry Draft (Seattle WHL), June 1994. Traded to Florida for Stu Barnes and Jason Woolley, Nov. 1996.

1995-96	GP	G	A	PTS	PIM
Reg. Season	54	2	2	4	59
Playoffs	--	--	--	--	--

BRAD WERENKA **D** **#5**

Signed as a free agent, July 1997. Traded to Calgary for Rene Corbet and Tyler Moss, Mar. 2000.

1997-2000	GP	G	A	PTS	PIM
Reg. Season	213	12	41	53	208
Playoffs	19	2	1	3	14

JIM WILEY **C** **#8**

Signed as a free agent, June 1972. Selected by Vancouver in Intra-League Draft, June 1974.

1972-74	GP	G	A	PTS	PIM
Reg. Season	26	0	4	4	2
Playoffs	--	--	--	--	--

BARRY WILKINS **D** **#5**

Acquired from Vancouver for Ab DeMarco, Nov. 1974. Signed as a free agent by Edmonton (WHA), Sept. 1976.

1974-76	GP	G	A	PTS	PIM
Reg. Season	133	5	56	61	203
Playoffs	6	0	1	1	4

NEIL WILKINSON **D** **#6**

Acquired from Winnipeg for Norm Maciver, Dec. 1995. Retired Apr. 1999

1995-99	GP	G	A	PTS	PIM
Reg. Season	122	4	14	18	169
Playoffs	20	0	1	1	18

DUNC WILSON **G** **#29**

Acquired from NY Rangers for a fourth-round choice in 1978 Entry Draft, Oct. 1976. Purchased by Vancouver, Nov. 1978.

1976-78	GP	W	L	T	GAA
Reg. Season	66	23	30	11	3.53
Playoffs	--	--	--	--	--

LANDON WILSON **RW** **#26**

Acquired from Phoenix for future considerations, Feb. 22, 2004. Released July 2004.

2004	GP	G	A	PTS	PIM
Reg. Season	19	5	1	6	31
Playoffs	--	--	--	--	--

MIKE WILSON **D** **#4**

Signed as a free agent, July 12, 2001. Traded to NY Rangers with Alexei Kovalev, Dan LaCouture and Janne Laukkanen for Mikael Samuelsson, Rico Fata, Joel Bouchard and Richard Lintner, Feb. 10, 2003.

2001-02	GP	G	A	PTS	PIM
Reg. Season	22	1	1	2	17
Playoffs	--	--	--	--	--

MITCH WILSON **C** **#33**

Signed as a free agent, July 1986. Released Jan. 1991.

1986-87	GP	G	A	PTS	PIM
Reg. Season	17	2	1	3	83
Playoffs	--	--	--	--	--

BENNETT WOLF **D** **#3/6/16**

Selected in third round of Entry Draft (Kitchener OHL), Aug. 1979. Released July 1985.

1980-83	GP	G	A	PTS	PIM
Reg. Season	30	0	1	1	133
Playoffs	--	--	--	--	--

JASON WOOLLEY **D** **#22**

Acquired with Stu Barnes from Florida for Chris Wells, Nov. 1996. Traded to Buffalo for a fifth-round choice in 1998 Entry Draft, Sept. 1997.

1996-97	GP	G	A	PTS	PIM
Reg. Season	57	6	30	36	28
Playoffs	5	0	3	3	0

BOB WOYTOWICH **D** **#3/20**

Acquired from Minnesota for a first-round choice in 1972 Entry Draft, Oct. 1968. Traded to Los Angeles for Al McDonough, June 1972.

1968-72	GP	G	A	PTS	PIM
Reg. Season	248	22	71	93	151
Playoffs	10	1	2	3	2

KEN WREGGET **G** **#31**

Acquired with Rick Tocchet, Kjell Samuelsson and a conditional draft pick from Philadelphia for Mark Recchi, Brian Benning and Los Angeles' first-round choice in 1992 Entry Draft, Feb. 1992. Traded with Dave Roche to Calgary for German Titov and Todd Hlushko, June 1998.

1992-98	GP	W	L	T	GAA
Reg. Season	212	104	67	21	3.29
Playoffs	26	13	12	--	2.86

TYLER WRIGHT **C** **#29**

Acquired from Edmonton for a seventh-round choice in 1996 Entry Draft, June 1996. Selected by Columbus in the expansion draft, June 2000.

1996-2000	GP	G	A	PTS	PIM
Reg. Season	238	17	16	33	317
Playoffs	11	3	1	4	17

HARRY YORK **C** **#32**

Acquired with Alexei Kovalev from NY Rangers for Petr Nedved, Chris Tamer and Sean Pronger, Nov. 1998. Claimed off waivers by Vancouver, Dec. 1998.

1998	GP	G	A	PTS	PIM
Reg. Season	2	0	0	0	0
Playoffs	--	--	--	--	--

SCOTT YOUNG **RW/LW** **#6/34**

Acquired from Hartford for Rob Brown, Dec. 1990. Rights traded to Quebec for Bryan Fogarty, Mar. 1992.

1990-91	GP	G	A	PTS	PIM
Reg. Season	43	11	16	27	33
Playoffs	17	1	6	7	2

WARREN YOUNG LW #11/35

Signed as a free agent, Aug. 1983. Signed by Detroit as a free agent, July 1985. Purchased from Detroit, Oct. 1986. Sold to Detroit, May 1987. Signed as a free agent Sept. 1987. Released July 1988.

1983-85/86-88	GP	G	A	PTS	PIM
Reg. Season	152	49	52	101	313
Playoffs	--	--	--	--	--

WENDELL YOUNG G #1

Acquired with seventh-round choice in 1990 Entry Draft from Philadelphia for a third-round choice in 1990 Entry Draft, Sept. 1988. Selected by Tampa Bay in Expansion Draft, June 1992. Acquired from Tampa Bay for future considerations, Feb. 1995. Released July 1995.

1988-92/95	GP	W	L	T	GAA
Reg. Season	111	42	47	5	4.14
Playoffs	1	0	0	--	1.54

ROD ZAINE C #24

Purchased from Baltimore (AHL), June 1970. Selected by Buffalo in Intra-League Draft, June 1971.

1970-71	GP	G	A	PTS	PIM
Reg. Season	37	8	5	13	21
Playoffs	--	--	--	--	--

ZARLEY ZALAPSKI D #33

Selected in first round of Entry Draft (Canadian National Team), June 1986. Traded with John Cullen and Jeff Parker to Hartford for Ron Francis, Ulf Samuelsson and Grant Jennings, Mar. 1991.

1987-91	GP	G	A	PTS	PIM
Reg. Season	190	33	102	135	160
Playoffs	11	1	8	9	13

RICHARD ZEMLAK RW #18

Acquired from Minnesota for rights to Rob Gaudreau, Nov. 1988. Released July 1990.

1988-90	GP	G	A	PTS	PIM
Reg. Season	50	1	5	6	178
Playoffs	1	0	0	0	10

MIKE ZIGOMANIS C #15

Acquired from Phoenix for future considerations, Oct. 9, 2008. Entered free agency, July 2009.

2008-09	GP	G	A	PTS	PIM
Reg. Season	22	2	4	6	27
Playoffs	--	--	--	--	--

SERGEI ZUBOV D #3/56

Acquired with Petr Nedved from NY Rangers for Luc Robitaille and Ulf Samuelsson, Aug. 1995. Traded to Dallas for Kevin Hatcher, June 1996.

1995-96	GP	G	A	PTS	PIM
Reg. Season	64	11	55	66	22
Playoffs	18	1	14	15	26

GOALTENDERS

ALL-TIME STATISTICS

NAME	GP	MP	GA	SO	GAA	W	L	T/OT	SV	SV%
Martin Brochu	1	33	1	0	1.82	0	0	0	18	.947
John Curry	3	150	6	0	2.40	2	1	0	63	.913
Ron Tugnutt	7	374	15	0	2.41	4	2	0	182	.924
Ty Conklin	33	1,866	78	2	2.51	18	8	5	935	.923
Phillippe DeRouville	3	119	5	0	2.52	1	1	0	60	.923
Roy Edwards	15	847	36	0	2.55	2	8	4	355	.908
Peter Skudra	74	3,687	163	4	2.65	26	22	11	1,374	.894
Hank Bassen	25	1,299	62	1	2.86	7	10	3	616	.909
Marc-Andre Fleury	235	13,367	640	15	2.87	111	85	26	6,873	.907
Johan Hedberg	116	6,832	328	7	2.88	46	57	12	2,973	.901
Dany Sabourin	44	2,252	108	2	2.88	16	18	3	1,073	.899
Mathieu Garon	4	205	10	0	2.91	2	1	0	94	.894
Jean-Sebastien Aubin	168	8,888	432	6	2.92	63	72	11	3,937	.901
Patrick Lalime	39	2,058	101	3	2.94	21	12	2	1,065	.913
Garth Snow	35	2,032	101	3	2.98	14	15	4	913	.900
Marv Edwards	1	60	3	0	3.00	0	1	0	30	.909
Rich Parent	7	332	17	0	3.07	1	1	3	133	.887
Al Smith	91	5,027	257	4	3.07	24	42	17	2,777	.899
Les Binkley	196	11,046	575	11	3.12	58	94	34	5,022	.897
Jim Rutherford	115	6,252	327	4	3.14	44	49	14	2,915	.899
Joe Daley	38	2,143	113	2	3.16	11	18	6	1,094	.906
Tom Barrasso	458	25,879	1409	22	3.27	226	153	53	12,070	.895
Ken Wregget	212	11,737	644	6	3.29	104	67	21	5,640	.898
Gary Inness	100	5,366	299	2	3.34	39	37	13	2,591	.897
Andy Chiodo	8	486	28	0	3.46	3	4	1	238	.892
Sebastien Caron	90	4,933	287	4	3.49	24	47	12	2,653	.892
Jocelyn Thibault	38	1,908	112	1	3.52	8	17	5	1,004	.890
Dunc Wilson	66	3,807	224	5	3.53	23	30	11	1,750	.887
Michel Plasse	75	4,190	251	2	3.59	33	24	14	2,013	.889
Pat Riffin	39	2,157	131	0	3.64	15	14	7	916	.868
Gilles Meloche	104	5,726	348	0	3.65	34	43	17	2,491	.865
Gary Edwards	6	360	22	1	3.67	3	2	1	171	.886
Steve Guenette	32	1,779	110	1	3.71	17	15	0	832	.883
Cam Newton	16	814	51	0	3.76	4	7	1	360	.876
Andy Brown	45	2,476	156	1	3.78	16	20	6	1,126	.878
Greg Millen	135	7,839	501	4	3.83	57	56	18	3,482	.874
Denis Herron	290	16,105	1040	6	3.87	88	133	44	8,072	.886
Roberto Romano	125	7,051	465	4	3.96	46	62	8	3,407	.880
Rob Dopson	2	45	3	0	4.00	0	0	0	20	.870
Rob Holland	44	2,513	171	1	4.08	11	22	9	1,060	.861

continued on page 226

continued from page 225

ALL-TIME STATISTICS

NAME	GP	MP	GA	SO	GAA	W	L	T/OT	SV	SV%
Frank Pietrangelo	87	4,478	308	1	4.13	34	32	3	2,125	.873
Wendell Young	111	5,576	385	1	4.14	42	47	5	2,710	.876
Michel Dion	151	8,477	605	0	4.28	42	79	20	3,998	.855
Nick Ricci	19	1,087	79	0	4.36	7	12	0	474	.857
Bob Johnson	12	476	40	0	5.04	3	4	1	237	.856
Alain Chevrier	3	166	14	0	5.06	1	2	0	75	.843
Bob Taylor	2	78	7	0	5.38	0	1	0	41	.837
Paul Harrison	13	700	64	0	5.49	3	7	0	288	.816
Gordie Laxton	17	800	74	0	5.55	4	9	0	359	.829
Vincent Tremblay	4	240	24	0	6.00	0	4	0	117	.830
Brian Ford	8	457	48	0	6.30	2	6	0	248	.838
Rick Tabaracci	1	33	4	0	7.27	0	0	0	17	.810
Paul Hoganson	2	57	7	0	7.37	0	1	0	21	.750
Greg Redquest	1	13	3	0	13.85	0	0	0	2	.400

TEAM OPERATIONS

GENERAL MANAGERS

NAME	DATES	GP	W	L	T	OT	OTL	PTS	PCT
Jack Riley*	6/6/67 to 5/1/70	226	73	117	36	--	--	182	.403
Red Kelly	5/1/70 to 1/29/72	126	33	64	29	--	--	95	.377
Jack Riley*	1/29/72 to 1/13/74	149	57	73	19	--	--	133	.446
Jack Button	1/13/74 to 7/1/75	117	54	44	19	--	--	127	.543
Wren Blair	7/1/75 to 12/3/76	105	44	44	17	--	--	105	.500
Baz Bastien	12/3/76 to 3/15/83	527	193	248	86	--	--	472	.447
NO GM	3/16/83 to 4/3/83	8	2	5	1	--	--	5	.313
Ed Johnston	5/27/83 to 4/14/88	400	140	220	40	--	--	320	.400
Tony Esposito	4/14/88 to 12/5/89	106	50	47	9	--	--	109	.514
Craig Patrick	12/5/89 to 4/20/06	1250	575	511	127	14	23	1314	.526
Ray Shero	5/25/06 to Present	246	139	79	--	28	--	306	.622
*Jack Riley's Combined Record		375	130	190	55	--	--	315	.420

HEAD COACHES

NAME	DATES	GP	W	L	T	OT	OTL	PTS	PCT
Red Sullivan	6/6/67 to 3/31/69	150	47	79	24	--	--	118	.393
Red Kelly	7/2/69 to 1/13/73	274	90	132	52	--	--	232	.423
Ken Schinkel*	1/13/73 to 2/6/74	86	29	49	8	--	--	66	.384
Marc Boileau	2/6/74 to 1/17/76	151	66	61	24	--	--	156	.517
Ken Schinkel*	1/17/76 to 5/19/77	117	54	43	20	--	--	128	.547
Johnny Wilson	6/13/77 to 5/8/80	240	91	105	44	--	--	226	.471
Ed Johnston#	7/15/80 to 7/20/83	240	79	126	35	--	--	193	.402
Lou Angotti	7/20/83 to 6/4/84	80	16	58	6	--	--	38	.238
Bob Berry	6/4/84 to 4/13/87	240	88	127	25	--	--	201	.419
Pierre Creamer	6/4/87 to 6/14/88	80	36	35	9	--	--	81	.506
Gene Ubriaco	6/28/88 to 12/5/89	106	50	47	9	--	--	109	.514
Craig Patrick&	12/5/89 to 6/12/90	54	22	26	6	--	--	50	.462
Bob Johnson	6/12/90 to 10/1/91	80	41	33	6	--	--	88	.550
Scott Bowman	10/1/91 to 5/28/93	164	95	53	16	--	--	206	.628
Ed Johnston#	6/22/93 to 3/3/97	276	153	98	25	--	--	331	.599
Craig Patrick&	3/3/97 to 4/26/97	20	7	10	3	--	--	17	.425
Kevin Constantine	6/14/97 to 12/9/99	189	86	67	35	--	4	211	.511
Herb Brooks	12/9/99 to 5/9/00	57	29	24	5	--	2	65	.570
Ivan Hlinka	6/21/00 to 10/14/01	86	42	32	9	--	3	96	.558
Rick Kehoe	10/14/01 to 4/15/03	160	55	81	14	--	10	134	.419
Eddie Olczyk	10/10/03 to 12/15/05	113	31	64	8	6	4	80	.354
Michel Therrien	12/15/05 to 2/15/09	272	135	105	--	32	--	302	.555
Dan Bylsma	2/15/09 to Present	25	18	3	--	4	--	40	.800

(Starting in 2005-06, ties were eliminated. Wins include overtime victories and shootout wins, OT includes overtime defeats and shootout losses)

*Ken Schinkel's Combined Record	203	83	92	28	--	--	194	.478
#Ed Johnston's Combined Record	516	232	224	60	--	--	524	.508
&Craig Patrick's Combined Record	74	29	36	9	--	--	67	.453

COACHES YEARLY

Year	Coach	GP	W	L	T	PTS	GF	GA	PCT
1967-68	Red Sullivan	74	27	34	13	67	195	216	.453
	Home	37	15	12	10	40	115	101	.541
	Road	37	12	22	3	27	80	115	.365
<i>Fifth in Western Division - 10th of 12 teams - Did not make playoffs</i>									
1968-69	Red Sullivan	76	20	45	11	51	189	252	.336
	Home	38	12	20	6	30	99	113	.395
	Road	38	8	25	5	21	90	139	.276
<i>Fifth in Western Division - 11th of 12 teams - Did not make playoffs</i>									
1969-70	Red Kelley	76	26	38	12	64	182	238	.421
	Home	38	17	13	8	42	105	108	.553
	Road	38	9	25	4	22	77	130	.289
<i>Second in Western Division - 7th of 12 teams Eliminated Oakland, 4-0, in Quarterfinals; Lost to St. Louis, 4-2, in Semifinals</i>									
1970-71	Red Kelley	78	21	37	20	62	221	240	.397
	Home	39	18	12	9	45	126	92	.576
	Road	39	3	25	11	17	95	148	.218
<i>Sixth in Western Division - 11th of 14 teams - Did not make playoffs</i>									
1971-72	Red Kelley	78	26	38	14	66	220	258	.423
	Home	39	18	15	6	42	132	125	.538
	Road	39	8	23	8	24	88	133	.308
<i>Fourth in Western Division - 9th of 14 teams - Lost to Chicago, 4-0, in Quarterfinals</i>									
1972-73	TOTAL	78	32	37	9	73	257	265	.468
	Red Kelley	42	17	19	6	40	144	137	.476
	Ken Schinkel	36	15	18	3	33	113	128	.458
	Home	39	24	11	4	52	150	104	.667
	Road	39	8	26	5	21	107	161	.269
<i>Ken Schinkel Replaced Red Kelley on Jan. 13, 1973 Fifth in Western Division - 10th of 16 teams - Did not make playoffs</i>									
1973-74	TOTAL	78	28	41	9	65	242	273	.417
	Ken Schinkel	50	14	31	5	33	138	185	.330
	Marc Boileau	28	14	10	4	32	104	88	.571
	Home	39	15	18	6	36	124	116	.462
	Road	39	13	23	3	29	118	157	.371
<i>Marc Boileau replaced Ken Schinkel on Feb. 6, 1974 Fifth in Western Division - 11th of 16 teams - Did not make playoffs</i>									
1974-75	Marc Boileau	80	37	28	15	89	326	289	.556
	Home	40	25	5	10	60	192	113	.750
	Road	40	12	23	5	29	134	176	.363
<i>Third in Norris Division - 6th of 18 teams Eliminated St. Louis, 2-0, in Preliminary Round; Lost to NY Islanders, 4-3, in Quarterfinals</i>									

Year	Coach	GP	W	L	T	PTS	GF	GA	PCT
1975-76	TOTAL	80	35	33	12	82	339	303	.513
	Marc Boileau	43	15	23	5	35	161	181	.407
	Ken Schinkel	37	20	10	7	47	178	122	.635
	Home	40	23	11	6	52	196	137	.650
	Road	40	12	22	6	30	143	166	.375
<i>Ken Schinkel replaced Marc Boileau on Jan. 17, 1976; Third in Norris Division - 8th of 18 teams - Lost to Toronto, 2-1, in Preliminary Round</i>									
1976-77	Ken Schinkel	80	34	33	13	81	240	252	.506
	Home	40	22	12	6	50	139	119	.625
	Road	40	12	21	7	31	101	133	.386
<i>Third in Norris Division - 7th of 18 teams - Lost to Toronto, 2-1, in Preliminary Round</i>									
1977-78	Johnny Wilson	80	25	37	18	68	254	321	.425
	Home	40	16	15	9	41	143	147	.513
	Road	40	9	22	9	27	111	174	.338
<i>Fourth in Norris Division - 12th of 18 teams - Did not make playoffs</i>									
1978-79	Johnny Wilson	80	36	31	13	85	281	279	.531
	Home	40	23	12	5	51	152	120	.638
	Road	40	13	29	8	34	129	159	.425
<i>Second in Norris Division - 8th of 18 teams - Eliminated Buffalo, 2-1, in Preliminary Round; Lost to Boston, 4-0, in Quarterfinals.</i>									
1979-80	Johnny Wilson	80	30	37	13	73	251	303	.456
	Home	40	20	13	7	47	145	134	.588
	Road	40	10	24	6	26	106	169	.325
<i>Third in Norris Division - 13th of 21 teams - Lost to Boston, 3-2, in Preliminary Round</i>									
1980-81	Ed Johnston	80	30	37	13	73	302	345	.456
	Home	40	21	16	3	45	160	154	.563
	Road	40	9	21	10	28	142	191	.350
<i>Third in Norris Division - 15th of 21 teams - Lost to St. Louis, 3-2, in Preliminary Round</i>									
1981-82	Ed Johnston	80	31	36	13	75	310	337	.469
	Home	40	21	11	8	50	167	143	.625
	Road	40	10	25	5	25	143	194	.313
<i>Fourth in Patrick Division - 12th of 21 teams - Lost to NY Islanders, 3-2, in Preliminary Round</i>									
1982-83	Ed Johnston	80	18	53	9	45	257	394	.281
	Home	40	14	22	4	32	134	170	.400
	Road	40	4	31	5	13	123	224	.163
<i>Sixth in Patrick Division - 21st of 21 teams - Did not make playoffs</i>									
1983-84	Lou Angotti	80	16	58	6	38	254	390	.238
	Home	40	7	29	4	18	132	182	.225
	Road	40	9	29	2	20	122	208	.250
<i>Sixth in Patrick Division - 21st of 21 teams - Did not make playoffs</i>									
1984-85	Bob Berry	80	24	51	5	53	276	385	.331
	Home	40	17	20	3	37	150	171	.463
	Road	40	7	31	2	16	126	214	.200
<i>Sixth in Patrick Division - 20th of 21 teams - Did not make playoffs</i>									

Year	Coach	GP	W	L	T	PTS	GF	GA	PCT
1985-86	Bob Berry	80	34	38	8	76	313	305	.475
	Home	40	20	15	5	45	155	133	.563
	Road	40	14	23	3	31	158	172	.388
<i>Fifth in Patrick Division - 15th of 21 teams - Did not make playoffs</i>									
1986-87	Bob Berry	80	30	38	12	72	297	290	.450
	Home	40	19	15	6	44	164	145	.550
	Road	40	11	23	6	28	133	145	.350
<i>Fifth in Patrick Division - 14th of 21 teams - Did not make playoffs</i>									
1987-88	Pierre Creamer	80	36	35	9	81	319	316	.506
	Home	40	22	12	6	50	171	140	.625
	Road	40	14	23	3	31	148	176	.388
<i>Sixth in Patrick Division - 12th of 21 teams - Did not make playoffs</i>									
1988-89	Gene Ubriaco	80	40	33	7	87	347	349	.544
	Home	40	24	13	3	51	184	159	.638
	Road	40	16	20	4	36	163	190	.450
<i>Second in Patrick Division - 6th of 21 teams</i>									
<i>Eliminated NY Rangers, 4-0, in Division Semifinals; Lost to Philadelphia, 4-3, Division Finals</i>									
1989-90	TOTAL	80	32	40	8	72	318	359	.450
	Gene Ubriaco	26	10	14	2	22	101	110	.423
	Craig Patrick	54	22	26	6	50	217	249	.462
	Home	40	22	15	3	47	178	166	.588
	Road	40	10	25	5	25	140	193	.313
<i>Craig Patrick Replaced Gene Ubriaco on Dec. 10, 1989</i>									
<i>Fifth in Patrick Division - 17th of 21 teams - Did not make playoffs</i>									
1990-91	Bob Johnson	80	41	33	6	88	342	305	.550
	Home	40	25	12	3	53	184	132	.663
	Road	40	16	21	3	35	158	173	.438
<i>First in Patrick Division - 7th of 21 teams</i>									
<i>Eliminated New Jersey, 4-3, in Division Semifinals; Eliminated Washington, 4-1, in Division Finals; Eliminated Boston, 4-2, in Conference Finals; Defeated Minnesota, 4-2, in Stanley Cup Final</i>									
1991-92	Scott Bowman	80	39	32	9	87	343	308	.544
	Home	40	21	13	6	48	192	154	.600
	Road	40	18	19	3	39	151	154	.488
<i>Third in Patrick Division - 6th of 22 teams - Eliminated Washington, 4-3, in Division Semifinals; Eliminated NY Rangers, 4-3, in Division Finals; Eliminated Boston, 4-2, in Conference Finals; Defeated Chicago, 4-0, in Stanley Cup Final</i>									
1992-93	Scott Bowman	84	56	21	7	119	367	268	.708
	Home	41	31	6	4	66	198	128	.805
	Road	41	23	15	3	49	159	136	.598
	Neutral	2	2	0	0	4	10	4	1.000
<i>First in Patrick Division - 1st of 24 teams</i>									
<i>Eliminated New Jersey, 4-1, in Division Semifinals; Lost to NY Islanders, 4-3, in Division Finals</i>									

Year	Coach	GP	W	L	T	PTS	GF	GA	PCT
1993-94	Ed Johnston	84	44	27	13	101	299	285	.601
	Home	41	24	9	8	56	155	128	.683
	Road	41	18	18	5	41	132	153	.500
	Neutral	2	2	0	0	4	12	4	1.000
<i>First in Northeast Division - 3rd of 26 teams - Lost to Washington, 4-2, Conference Quarterfinals</i>									
1994-95	Ed Johnston	48	29	16	3	61	181	158	.635
	Home	24	18	5	1	37	103	71	.771
	Road	24	11	11	2	24	78	87	.500
<i>Second in Northeast Division - 3rd of 26 teams - Eliminated Washington, 4-3, in Conference Quarterfinals; Lost to New Jersey, 4-1, in Conference Semifinals</i>									
1995-96	Ed Johnston	82	49	29	4	102	362	284	.622
	Home	41	32	9	0	64	215	136	.780
	Road	41	17	20	4	38	147	148	.463
<i>First in Northeast Division - 4th of 26 teams Eliminated Washington, 4-2, in Conference Quarterfinals; Eliminated NY Rangers, 4-1, in Conference Semifinals; Lost to Florida, 4-3, in Conference Finals</i>									
1996-97	TOTAL	82	38	36	8	84	285	280	.512
	Ed Johnston	62	31	26	5	67	220	205	.540
	Craig Patrick	20	7	10	3	17	65	75	.425
	Home	41	25	11	5	55	154	122	.671
	Road	41	13	25	3	29	131	158	.254
<i>Craig Patrick Replaced Ed Johnston on March 3, 1997 Second in Northeast Division - 10th of 26 teams Lost to Philadelphia, 4-1, in Conference Quarterfinals</i>									
1997-98	Kevin Constantine	82	40	24	18	98	228	188	.598
	Home	41	21	10	10	52	125	98	.634
	Road	41	19	14	8	46	103	90	.561
<i>First in Northeast Division - 4th of 26 teams - Lost to Montreal, 4-2, in Conference Quarterfinals</i>									
1998-99	Kevin Constantine	82	38	30	14	90	242	225	.555
	Home	41	21	10	10	52	132	103	.634
	Road	41	17	20	4	38	110	122	.463
<i>Third in Atlantic Division - 11th of 27 teams Eliminated New Jersey, 4-3, in Conference Quarterfinals; Lost to Toronto, 4-2, Conference Semifinals</i>									
1999-00	TOTAL	82	37	37	8 (6)	88	241	236	.537
	Kevin Constantine	25	8	14	3 (4)	23	76	76	.460
	Herb Brooks	57	29	23	5 (2)	65	165	160	.570
	Home	41	23	11	7 (0)	53	134	107	.646
	Road	41	14	26	1 (6)	35	107	129	.427
<i>Herb Brooks replaced Kevin Constantine on Dec. 9, 1999 Third in Atlantic Division - 13th of 28 teams Eliminated Washington, 4-1, in Conference Quarterfinals; Lost to Philadelphia, 4-2, Conference Semifinals</i>									
2000-01	Ivan Hlinka	82	42	28	9 (3)	96	281	256	.585
	Home	41	24	15	2 (0)	50	142	125	.610
	Road	41	18	13	7 (3)	46	139	131	.560
<i>Third in Atlantic division - 10th of 30 teams Eliminated Washington, 4-2, in Conference Quarterfinals; Eliminated Buffalo, 4-3, in Conference Semifinals; Lost to New Jersey, 4-1, in Conference Finals</i>									

Year	Coach	GP	W	L	T/SO	PTS	GF	GA	PCT
2001-02	TOTAL	82	28	41	8 (5)	69	198	217	.421
	Ivan Hlinka	4	0	4	0	0	17	7	.000
	Rick Kehoe	78	28	37	8 (5)	69	181	210	.442
	Home	41	16	20	4 (1)	37	114	128	.451
	Road	41	12	21	4 (4)	32	84	121	.390
<i>Rick Kehoe replaced Ivan Hlinka on Oct. 14, 2001</i>									
<i>Fifth in Atlantic Division - 26th of 30 teams - Did not make playoffs</i>									
2002-03	Rick Kehoe	82	27	44	6 (5)	65	189	255	.396
	Home	41	15	22	2 (2)	34	99	132	.415
	Road	41	12	22	4 (3)	31	90	123	.378
<i>Fifth in Atlantic Division - 29th of 30 teams - Did not make playoffs</i>									
2003-04	Eddie Olczyk	82	23	47	8 (4)	58	190	303	.354
	Home	41	13	22	6 (0)	32	95	145	.390
	Road	41	10	25	2 (4)	26	95	158	.371
<i>Fifth in Atlantic Division - 30th of 30 teams - Did not make playoffs</i>									
2005-06	TOTAL	82	22	46	14	58	244	316	.354
	Eddie Olczyk	31	8	17	6	22	82	125	.355
	Michel Therrien	51	14	29	8	36	162	191	.353
	Home	41	12	21	8	32	133	156	.390
	Road	41	10	25	6	26	111	160	.317
<i>Michel Therrien replaced Eddie Olczyk on Dec. 15, 2005</i>									
<i>Fifth in Atlantic Division - 29th of 30 teams - Did not make playoffs</i>									
2006-07	Michel Therrien	82	47	24	11	105	277	246	.573
	Home	41	26	10	5	57	136	104	.634
	Road	41	21	14	6	48	141	142	.512
<i>Second in Atlantic Division - 10th of 30 teams - Lost to Ottawa, 4-1, in Conference Quarterfinals</i>									
2007-08	Michel Therrien	82	47	27	8	102	247	216	.573
	Home	41	26	10	5	57	136	97	.634
	Road	41	21	17	3	45	111	119	.512
<i>First in Atlantic Division - 4th of 30 teams</i>									
<i>Eliminated Ottawa, 4-0, in Conference Quarterfinals; Eliminated NY Rangers, 4-1, in Conference Semifinals; Eliminated Philadelphia, 4-1, in Conference Final; Lost to Detroit, 4-2, in Stanley Cup Final.</i>									
2008-09	TOTAL	82	45	28	9	99	264	240	
	Michel Therrien	57	27	25	5	59	171	175	.518
	Dan Bylsma	25	18	3	4	40	93	64	.800
	Home	41	25	13	3	53	134	104	.646
	Road	41	20	15	6	46	130	135	.561
<i>Dan Bylsma replaced Michel Therrien on Feb. 15, 2009</i>									
<i>Second in Atlantic Division - 8th of 30 teams</i>									
<i>Eliminated Philadelphia, 4-2, in Conference Quarterfinals; Eliminated Washington, 4-3, in Conference Semifinals; Eliminated Carolina, 4-0, in Conference Final; Eliminated Detroit, 4-3, in Stanley Cup Final</i>									

CAPTAINS, PRESIDENTS, SCOUTS

PRESIDENTS

1967-70	Jack E. McGregor
1970-72	Jack Riley
1973-74	No President
1975-77	Wren Blair
1977-81	Vince Bartimo
1981-88	Edward J. DeBartolo, Sr.
1988-91	Denise DeBartolo-York
1991-92	Howard Baldwin
1993-96	Jack Kelley
1996-97	Donn Patton
1998-99	Craig Patrick
1999-01	Mario Lemieux
2001-02	Tom Rooney/Ken Sawyer
2002-07	Ken Sawyer
2007-Present	David Morehouse

CAPTAINS

1967-68	Ab McDonald
1968-69	Earl Ingarfield
1969-73	No Captain
1973-77	Ron Schock
1977-78	Jean Pronovost
1978-81	Orest Kindrachuk
1981-84	Randy Carlyle
1984-86	Mike Bullard
1986-87	Mike Bullard/Terry Ruskowski
1987-88	Dan Frawley/Mario Lemieux
1988-94	Mario Lemieux
1994-95	Ron Francis
1995-97	Mario Lemieux
1997-98	Ron Francis
1998-01	Jaromir Jagr
2001-06	Mario Lemieux
2006-07	No captain
2007-Present	Sidney Crosby

SCOUTS

Edgar Brenchley	(1967-70 & 1971-73)	Greg Malone	(1988-2006)	Dan MacKinnon	(2006-present)
Rudy Migay	(1967-68 & 1971-75)	Les Binkley	(1989-99)	Patrik Allvin	(2006-present)
Ken Carson	(1967-68)	Charlie Hodge	(1989-2005)	Wayne Meier	(2006-present)
"Red" Sullivan	(1969-70)	Doug McCauley	(1989-91)	Darryl Plandowski	(2006-2008)
Dave Lucas	(1969-75)	Ralph Cox	(1989-99)	Brian Fitzgerald	(2006-present)
Clare Rothermel	(1969-75 & 1977-84)	Gilles Meloche	(1990-2006)	Robert Neuhauser	(2006-present)
Ron Marlow	(1971-72)	Pierre McGuire	(1990-91)	Derek Clancey	(2007-present)
Dick Coss	(1971-72)	Mark Kelley	(1993-2006)	David McNamara	(2007-present)
Gerry Brown	(1971-74)	Phil Russell	(1993-97)	Luc Gauthier	(2008-present)
Jack Riley	(1974-75)	Glenn Patrick	(1994-2006)	Ron Pyette	(2008-present)
Ken Schinkel	(1974-76)	Herb Brooks	(1996-2003)	Dan Allison	(2009-present)
Gerald Blair	(1976-77)	Wayne Daniels	(1999-2005)		
Billy Taylor	(1979-86)	Neil Shea	(1999-2006)		
Albert Mandanici	(1981-88)	Rick Kehoe	(1986-2006)		
Lou Angotti	(1984-86)	Richard Rose	(2001-05)		
Bruce Haralson	(1984-89)	Chuck Grillo	(2001-present)		
John Gill	(1985-95)	Bill O'Flaherty	(2006-2007)		
Paul Goulet	(1986-88)	Matt Recchi	(2005-2008)		
Doug Wood	(1986-88)	Kevin Stevens	(2005-present)		
Fred Gore	(1987-89)	Jim Madigan	(2006-present)		

ALL TIME LEADERS

GAMES PLAYED

SEASON			CAREER	
Joe Mullen	84	1993-94	Mario Lemieux	915
Larry Murphy	84	1993-94	Jaromir Jagr	806
Martin Straka	84	1993-94	Jean Pronovost	753
Ron Francis	84	1992-93	Rick Kehoe	722
Shawn McEachern	84	1992-93	Ron Stackhouse	621
Kevin Stevens	83	1993-94	Ron Schock	619
Larry Murphy	83	1992-93	Dave Burrows	573
19 Players Tied With 82			Bob Errey	572
			Martin Straka	560
			Ron Francis	533
			Troy Loney	532
			Kevin Stevens	522

GOALS

SEASON			CAREER	
Mario Lemieux	85	1988-89	Mario Lemieux	690
Mario Lemieux	70	1987-88	Jaromir Jagr	439
Mario Lemieux	69	1995-96	Jean Pronovost	316
Mario Lemieux	69	1992-93	Rick Kehoe	312
Jaromir Jagr	62	1995-96	Kevin Stevens	260
Kevin Stevens	55	1992-93	Mike Bullard	186
Rick Kehoe	55	1980-81	Martin Straka	165
Kevin Stevens	54	1991-92	Ron Francis	164
Mario Lemieux	54	1986-87	Mark Recchi	154
Pierre Larouche	53	1975-76	Joe Mullen	153
Jaromir Jagr	52	2000-01	Syl Apps	151
Jean Pronovost	52	1975-76	Rob Brown	150
Mike Bullard	51	1983-84	Greg Malone	143
Mario Lemieux	50	1996-97	Lowell MacDonald	140
			Bob Errey	132
			SIDNEY CROSBY	132

ASSISTS

SEASON			CAREER	
Mario Lemieux	114	1988-89	Mario Lemieux	1,033
Mario Lemieux	98	1987-88	Jaromir Jagr	640
Mario Lemieux	93	1985-86	Ron Francis	449
Mario Lemieux	92	1995-96	Syl Apps	349
Ron Francis	92	1995-96	Paul Coffey	332
Mario Lemieux	91	1992-93	Rick Kehoe	324
Jaromir Jagr	87	1995-96	Kevin Stevens	295
Mario Lemieux	87	1991-92	Jean Pronovost	287
SIDNEY CROSBY	84	2006-07	Ron Schock	280
			Ron Stackhouse	277

POINTS

SEASON			CAREER	
Mario Lemieux	199	1988-89	Mario Lemieux	1,723
Mario Lemieux	168	1987-88	Jaromir Jagr	1,079
Mario Lemieux	161	1995-96	Rick Kehoe	636
Mario Lemieux	160	1992-93	Ron Francis	613
Jaromir Jagr	149	1995-96	Jean Pronovost	603
Mario Lemieux	141	1985-86	Kevin Stevens	555
Mario Lemieux	131	1991-92	Syl Apps	500
Jaromir Jagr	127	1998-99	Martin Straka	442
Kevin Stevens	123	1991-92	Paul Coffey	440
Mario Lemieux	123	1989-90	Ron Schock	404
Mario Lemieux	122	1996-97	SIDNEY CROSBY	397
Jaromir Jagr	121	2000-01	Mark Recchi	376
SIDNEY CROSBY	120	2006-07	Greg Malone	364
Ron Francis	119	1995-96	Mike Bullard	361
Rob Brown	115	1988-89	Alexei Kovalev	347

POWER-PLAY GOALS

SEASON			CAREER	
Mario Lemieux	31	1995-96	Mario Lemieux	236
Mario Lemieux	31	1988-89	Jaromir Jagr	114
Kevin Stevens	26	1992-93	Kevin Stevens	110
Rob Brown	24	1988-89	Rick Kehoe	95
Mario Lemieux	22	1987-88	Jean Pronovost	70
Kevin Stevens	21	1993-94	Rob Brown	68
Dan Quinn	21	1987-88	Mark Recchi	61
Paul Gardner	21	1981-82	Paul Gardner	59
Four Players Tied With 20			Mike Bullard	59
			Ron Francis	54
			Dan Quinn	51

GAME-WINNING GOALS

SEASON			CAREER	
Jaromir Jagr	12	1995-96	Jaromir Jagr	78
Jaromir Jagr	10	2000-01	Mario Lemieux	74
Mario Lemieux	10	1992-93	Jean Pronovost	42
Petr Sykora	10	2008-09	Kevin Stevens	27
Alexei Kovalev	9	2000-01	Rick Kehoe	26
Joe Mullen	9	1993-94	Martin Straka	26
Jaromir Jagr	9	1992-93	Mark Recchi	22
Mark Recchi	9	1990-91	Ron Francis	21
Jean Pronovost	9	1974-75	Joe Mullen	21
Three Players Tied With 8			Alexei Kovalev	21
			Syl Apps	20

SHORTHANDED GOALS

SEASON			CAREER	
Mario Lemieux	13	1988-89	Mario Lemieux	48
Mario Lemieux	10	1987-88	Ron Schock	14
Mario Lemieux	8	1995-96	Jean Pronovost	14
JORDAN STAAL	7	2006-07	George Ferguson	12
Mario Lemieux	6	1992-93	Ryan Malone	11
Ryan Malone	5	2005-06	Syl Apps	11
Seven Players Tied With 4			Phil Bourque	10
			Martin Straka	9
			Jaromir Jagr	9
			Dave Hannan	8
			JORDAN STAAL	8

SHOTS

SEASON			CAREER	
Jaromir Jagr	403	1995-96	Mario Lemieux	3,633
Mario Lemieux	382	1987-88	Jaromir Jagr	2,911
Jaromir Jagr	343	1998-99	Jean Pronovost	2,310
Paul Coffey	342	1998-99	Rick Kehoe	2,165
Mario Lemieux	338	1995-96	Kevin Stevens	1,631
Mario Lemieux	327	1996-97	Ron Stackhouse	1,342
Kevin Stevens	326	1992-93	Paul Coffey	1,306
Kevin Stevens	325	1991-92	Ron Schock	1,227

SHOOTING PERCENTAGE

SEASON			CAREER	
Warren Young	30.8	1984-85	Rob Brown	19.7
Rob Brown	30.0	1987-88	Mike Bullard	19.3
Rob Brown	29.0	1988-89	Mario Lemieux	19.0
Terry Ruskowski	28.6	1985-86	Paul Gardner	19.0
Mario Lemieux	27.2	1988-89		

OVERTIME GOALS

SEASON			CAREER	
SIDNEY CROSBY	3	2005-06	Mario Lemieux	10
Ryan Malone	3	2003-04	Jaromir Jagr	9
Colby Armstrong	3	2006-07	Alexei Kovalev	4
Jaromir Jagr	3	1998-99	Aleksey Morozov	4
Aleksey Morozov	3	2003-04	SIDNEY CROSBY	4
Seven Players Tied With 2			Four Players Tied With 3	

CONSECUTIVE GAMES PLAYED

REGULAR SEASON	
Ron Schock	313
Nick Harbaruk	276
EVGENI MALKIN	242
Ron Stackhouse	235
JORDAN STAAL	220

POWER-PLAY POINTS/ASSISTS (SEASON)

POINTS			ASSISTS		
Mario Lemieux	80	1988-89	Mario Lemieux	58	1987-88
Mario Lemieux	80	1987-88	Paul Coffey	53	1988-89
Mario Lemieux	79	1995-96	Mario Lemieux	49	1988-89
Paul Coffey	64	1988-89	Mario Lemieux	48	1995-96
Mario Lemieux	62	1985-86	SIDNEY CROSBY	48	2006-07
SIDNEY CROSBY	61	2006-07	Mario Lemieux	45	1985-86
Mario Lemieux	55	1992-93	Ron Francis	42	1995-96
Ron Francis	54	1995-96	Ron Francis	40	1992-93
Jaromir Jagr	51	1995-96	Three Players Tied With 39		
Rick Kehoe	50	1989-90			

GAMES BY A GOALTENDER

SEASON			CAREER	
MARC-ANDRE FLEURY	67	2006-07	Tom Barrasso	458
Johan Hedberg	66	2001-02	Denis Herron	290
Tom Barrasso	63	1997-98	MARC-ANDRE FLEURY	235
Tom Barrasso	63	1992-93	Ken Wregget	212
Greg Millen	63	1980-81	Les Binkley	196
MARC-ANDRE FLEURY	62	2008-09		
Michel Dion	62	1981-82		

VICTORIES

SEASON			CAREER	
Tom Barrasso	43	1992-93	Tom Barrasso	226
MARC-ANDRE FLEURY	40	2006-07	MARC-ANDRE FLEURY	111
MARC-ANDRE FLEURY	35	2008-09	Ken Wregget	104
Tom Barrasso	31	1997-98	Denis Herron	88
Tom Barrasso	29	1995-96	Jean-Sebastien Aubin	63
Tom Barrasso	27	1990-91	Les Binkley	58
Johan Hedberg	25	2001-02	Greg Millen	57
Ken Wregget	25	1994-95	Johan Hedberg	46
Tom Barrasso	25	1991-92	Roberto Romano	46
Michel Dion	25	1981-82	Jim Rutherford	44
Greg Millen	25	1980-81		

SHUTOUTS

SEASON			CAREER	
Tom Barrasso	7	1997-98	Tom Barrasso	22
Johan Hedberg	6	2001-02	MARC-ANDRE FLEURY	15
Les Binkley	6	1967-68	Les Binkley	11
MARC-ANDRE FLEURY	5	2006-07	Johan Hedberg	7
Dunc Wilson	5	1976-77	Ken Wregget	6
Tom Barrasso	4	1998-99	Denis Herron	6
Tom Barrasso	4	1992-93	Jean-Sebastien Aubin	6
Six Players Tied With 3			Dunc Wilson	5

SEASON LEADERS

	GOALS		ASSISTS	
1967-68	22	Ab McDonald	39	Andy Bathgate
1968-69	25	Keith McCreary	38	Charlie Burns
1969-70	20	Dean Prentice	32	Michel Briere
1970-71	21	Keith McCreary, Dean Prentice, Jean Pronovost	32	Bryan Hextall
1971-72	30	Greg Polis, Jean Pronovost	44	Syl Apps
1972-73	35	Al McDonough	56	Syl Apps
1973-74	43	Lowell MacDonald	61	Syl Apps
1974-75	43	Jean Pronovost	63	Ron Schock
1975-76	53	Pierre Larouche	67	Syl Apps
1976-77	33	Jean Pronovost	43	Syl Apps
1977-78	40	Jean Pronovost	43	Greg Malone
1978-79	35	Greg Malone	42	Orest Kindrachuk
1979-80	30	Rick Kehoe	32	Greg Malone
1980-81	55	Rick Kehoe	67	Randy Carlyle
1981-82	36	Mike Bullard, Paul Gardner	65	Randy Carlyle
1982-83	29	Rick Kehoe	44	Greg Malone
1983-84	51	Mike Bullard	41	Mike Bullard
1984-85	43	Mario Lemieux	57	Mario Lemieux
1985-86	48	Mario Lemieux	93	Mario Lemieux
1986-87	54	Mario Lemieux	53	Mario Lemieux
1987-88	70	Mario Lemieux	98	Mario Lemieux
1988-89	85	Mario Lemieux	114	Mario Lemieux
1989-90	45	Mario Lemieux	78	Mario Lemieux
1990-91	40	Mark Recchi, Kevin Stevens	73	Mark Recchi
1991-92	54	Kevin Stevens	87	Mario Lemieux
1992-93	69	Mario Lemieux	91	Mario Lemieux
1993-94	41	Kevin Stevens	67	Jaromir Jagr
1994-95	32	Jaromir Jagr	48	Ron Francis
1995-96	69	Mario Lemieux	92	Mario Lemieux, Ron Francis
1996-97	50	Mario Lemieux	72	Mario Lemieux
1997-98	35	Jaromir Jagr	67	Jaromir Jagr
1998-99	44	Jaromir Jagr	83	Jaromir Jagr
1999-00	42	Jaromir Jagr	54	Jaromir Jagr
2000-01	52	Jaromir Jagr	69	Jaromir Jagr
2001-02	32	Alexei Kovalev	44	Alexei Kovalev
2002-03	28	Mario Lemieux	63	Mario Lemieux
2003-04	22	Ryan Malone	36	Dick Tarnstrom
2005-06	39	Sidney Crosby	63	Sidney Crosby
2006-07	36	Sidney Crosby	84	Sidney Crosby
2007-08	47	Evgeni Malkin	59	Evgeni Malkin
2008-09	35	Evgeni Malkin	78	Evgeni Malkin

	POINTS		GW GOALS	
1967-68	58	Andy Bathgate	4	Andy Bathgate
1968-69	52	Ken Schinkel	4	Keith McCreary
1969-70	51	Dean Prentice	5	Ken Schinkel
1970-71	48	Bryan Hextall	3	Andy Bathgate, Keith McCreary
1971-72	59	Syl Apps	5	Bryan Hextall
1972-73	85	Syl Apps	5	Jean Pronovost
1973-74	85	Syl Apps	4	Al McDonough
1974-75	86	Ron Schock	9	Jean Pronovost
1975-76	111	Pierre Larouche	4	Ayl Apps, Bob Kelly
1976-77	65	Jean Pronovost	6	Pierre Larouche
1977-78	65	Jean Pronovost	5	Jean Pronovost
1978-79	65	Greg Malone	7	Peter Lee
1979-80	60	Rick Kehoe	5	Paul Marshall
1980-81	88	Rick Kehoe	5	Rick Kehoe, Rod Schutt
1981-82	85	Rick Kehoe	5	Mike Bullard
1982-83	67	Doug Shedden	4	Pat Boutette
1983-84	92	Mike Bullard	3	Rick Kehoe
1984-85	100	Mario Lemieux	3	Wayne Binachin, Mike Bullard, Doug Shedden, Warren Young
1985-86	141	Mario Lemieux	7	Terry Ruskowski
1986-87	107	Mario Lemieux	5	Randy Cunneyworth
1987-88	168	Mario Lemieux	7	Mario Lemieux
1988-89	199	Mario Lemieux	8	Mario Lemieux
1989-90	123	Mario Lemieux	4	John Cullen, Mario Lemieux, Mark Recchi
1990-91	113	Mark Recchi	9	Mark Recchi
1991-92	131	Mario Lemieux	5	Mario Lemieux
1992-93	160	Mario Lemieux	10	Mario Lemieux
1993-94	99	Jaromir Jagr	9	Joe Mullen
1994-95	70	Jaromir Jagr	7	Jaromir Jagr
1995-96	161	Mario Lemieux	2	Jaromir Jagr
1996-97	122	Mario Lemieux	7	Mario Lemieux
1997-98	102	Jaromir Jagr	8	Jaromir Jagr
1998-99	127	Jaromir Jagr	7	Jaromir Jagr
1999-00	96	Jaromir Jagr	5	Jaromir Jagr, Robert Lang
2000-01	121	Jaromir Jagr	10	Jaromir Jagr
2001-02	76	Alexei Kovalev	6	Jan Hrdina
2002-03	91	Mario Lemieux	4	Mario Lemieux, Martin Straka
2003-04	52	Dick Tarnstrom	5	Aleksey Morozov
2005-06	102	Sidney Crosby	5	Sidney Crosby
2006-07	120	Sidney Crosby	6	Evgeni Malkin
2007-08	106	Evgeni Malkin	6	Ryan Malone
2008-09	113	Evgeni Malkin	10	Petr Sykora

	PP GOALS		SH GOALS	
1967-68	6	Ab McDonald	1	Ab McDonald, Earl Ingarfield
1968-69	8	Keith McCreary, Ken Schinkel	2	Jean Pronovost, Bob Woytowich
1969-70	12	Dean Prentice	1	Val Fonteyn, Ron Schock
1970-71	7	Andy Bathgate, Dean Prentice	2	Ron Schock
1971-72	8	Greg Polis	2	Ron Schock
1972-73	8	Greg Polis, Eddie Shack	3	Ron Schock
1973-74	9	Lowell MacDonald	4	Syl Apps
1974-75	11	Jean Pronovost	4	Vic Hadfield
1975-76	18	Pierre Larouche	2	Lew Morrison, Jean Pronovost
1976-77	8	Pierre Larouche	2	Syl Apps
1977-78	12	Jean Pronovost	2	Pete Mahovlich, Jean Pronovost
1978-79	10	Peter Lee	3	George Ferguson
1979-80	7	Rick Kehoe	3	George Ferguson
1980-81	20	Rick Kehoe	3	George Ferguson
1981-82	21	Paul Gardner	3	George Ferguson
1982-83	20	Paul Gardner	1	Pat Boutette, Randy Carlyle, Doug Shedden
1983-84	15	Mike Bullard	2	Kevin McClelland
1984-85	14	Mike Bullard	2	Mitch Lamoreux
1985-86	17	Doug Shedden	3	Dave Hannan
1986-87	19	Mario Lemieux	3	Dan Quinn
1987-88	22	Mario Lemieux	10	Mario Lemieux
1988-89	31	Mario Lemieux	13	Mario Lemieux
1989-90	14	Mario Lemieux	3	Mario Lemieux
1990-91	18	Kevin Stevens	4	Phil Bourque
1991-92	19	Kevin Stevens	4	Mario Lemieux
1992-93	26	Kevin Stevens	6	Mario Lemieux
1993-94	21	Kevin Stevens	2	Shawn McEachern
1994-95	8	Jaromir Jagr	3	Jaromir Jagr
1995-96	31	Mario Lemieux	8	Mario Lemieux
1996-97	15	Mario Lemieux	3	Petr Nedved
1997-98	15	Stu Barnes	3	Martin Straka
1998-99	10	Jaromir Jagr	4	Martin Straka
1999-00	13	Robert Lang	2	Alexei Kovalev
2000-01	16	Mario Lemieux	2	Alexei Kovalev
2001-02	8	Alexei Kovalev	1	Alexei Kovalev, Robert Lang, Toby Petersen, Dan LaCouture, Wayne Primeau
2002-03	14	Mario Lemieux	2	Ville Nieminen
2003-04	12	Dick Tarnstrom	3	Ryan Malone
2005-06	16	Sidney Crosby	5	Ryan Malone
2006-07	16	Evgeni Malkin	7	Jordan Staal
2007-08	17	Evgeni Malkin	2	Ryan Malone
2008-09	14	Evgeni Malkin	2	Evgeni Malkin, Maxime Talbot

	PENALTY MINS		SHOTS	
1967-68	74	Leo Boivin	293	Andy Bathgate
1968-69	81	Dunc McCallum	225	Ken Schinkel
1969-70	189	Bryan Watson	225	Ken Schinkel
1970-71	133	Bryan Watson	225	Jean Pronovost
1971-72	212	Bryan Watson	214	Jean Pronovost
1972-73	179	Bryan Watson	284	Al McDonough
1973-74	138	Steve Durbano	260	Lowell MacDonald
1974-75	172	Colin Campbell	275	Jean Pronovost
1975-76	161	Steve Durbano	319	Pierre Larouche
1976-77	115	Bob Kelly	250	Rick Kehoe
1977-78	378	Dave Schultz	219	Jean Pronovost
1978-79	157	Dave Schultz	219	Jean Pronovost
1979-80	166	Kim Clackson	239	Rick Kehoe
1980-81	204	Paul Baxter	299	Rick Kehoe
1981-82	409	Paul Baxter	249	Rick Kehoe
1982-83	238	Paul Baxter	203	Rick Kehoe
1983-84	297	Gary Rissling	214	Ron Flockhart
1984-85	209	Gary Rissling	209	Mario Lemieux
1985-86	174	Dan Frawley	276	Mario Lemieux
1986-87	218	Dan Frawley	267	Mario Lemieux
1987-88	206	Rod Buskas	382	Mario Lemieux
1988-89	285	Jay Caufield	342	Paul Coffey
1989-90	171	Kevin Stevens	324	Paul Coffey
1990-91	211	Ulf Samuelsson	253	Kevin Stevens
1991-92	252	Kevin Stevens	325	Kevin Stevens
1992-93	252	Rick Tocchet	326	Kevin Stevens
1993-94	155	Kevin Stevens	298	Jaromir Jagr
1994-95	114	Francois Leroux	192	Jaromir Jagr
1995-96	161	Francois Leroux	403	Jaromir Jagr
1996-97	155	Dave Roche	327	Mario Lemieux
1997-98	181	Chris Tamer	262	Jaromir Jagr
1998-99	93	Brad Werenka	343	Jaromir Jagr
1999-00	197	Matthew Barnaby	290	Jaromir Jagr
2000-01	165	Krzysztof Oliwa	317	Jaromir Jagr
2001-02	150	Krzysztof Oliwa	266	Alexei Kovalev
2002-03	128	Steve McKenna	235	Mario Lemieux
2003-04	127	Brooks Orpik	163	Rico Fata
2005-06	124	Brooks Orpik, Eric Cairns	278	Sidney Crosby
2006-07	125	Jarkko Ruutu	250	Sidney Crosby
2007-08	141	Georges Laraque	272	Evgeni Malkin
2008-09	171	Eric Godard	290	Evgeni Malkin

	PLUS/MINUS		G.A.A.	
1967-68	-2	Paul Andrea	2.86	Hank Bassen
1968-69	E	Gene Ubriaco	3.20	Joe Daley
1969-70	-1	Bryan Watson	3.03	Al Smith
1970-71	10	Wally Boyer	2.86	Les Binkley
1971-72	18	Syl Apps	3.22	Jim Rutherford
1972-73	37	Lowell MacDonald	2.91	Jim Rutherford
1973-74	21	Syl Apps	3.44	Jim Rutherford
1974-75	29	Barry Wilkins	3.09	Gary Inness
1975-76	27	Dave Burrows	3.45	Michel Plasse
1976-77	13	Bob Kelly	2.94	Denis Herron
1977-78	4	Pete Mahovich	3.57	Denis Herron
1978-79	21	Ron Stackhouse	3.37	Denis Herron
1979-80	16	Ron Stackhouse	3.64	Greg Millen
1980-81	4	Mark Johnson	4.16	Greg Millen
1981-82	9	Greg Sheppard	3.79	Michel Dion
1982-83	-9	Peter Lee	4.26	Michel Dion
1983-84	3	Bryan Maxwell	4.08	Denis Herron
1984-85	-6	Gary Rissling	4.42	Roberto Romano
1985-86	15	Mike Blaisdell	3.56	Roberto Romano
1986-87	14	Randy Cunneynworth	3.43	Gilles Meloche
1987-88	23	Mario Lemieux	3.35	Steve Guenette
1988-89	41	Mario Lemieux	4.04	Tom Barrasso
1989-90	11	Randy Hillier	4.17	Wendell Young
1990-91	17	Gord Roberts	3.59	Tom Barrasso
1991-92	33	Larry Murphy	3.53	Tom Barrasso
1992-93	55	Mario Lemieux	3.01	Tom Barrasso
1993-94	24	Martin Straka	3.36	Tom Barrasso
1994-95	30	Ron Francis	3.21	Ken Wregget
1995-96	37	Petr Nedved	3.24	Ken Wregget
1996-97	27	Mario Lemieux	2.94	Patrick Lalime
1997-98	17	Jaromir Jagr	2.07	Tom Barrasso
1998-99	18	German Titov	2.22	Jean-Sebastien Aubin
1999-00	25	Jaromir Jagr	2.58	Jean-Sebastien Aubin
2000-01	20	Robert Lang	2.64	Johan Hedberg
2001-02	9	Robert Lang	2.75	Johan Hedberg
2002-03	2	Guillaume Lefebvre	2.64	Sebastien Caron
2003-04	2	Rob Scuderi	2.98	Jean-Sebastien Aubin
2005-06	15	Colby Armstrong	3.25	Marc-Andre Fleury
2006-07	16	Jordan Staal	2.83	Marc-Andre Fleury, Jocelyn Thibault
2007-08	18	Sidney Crosby	2.33	Marc-Andre Fleury
2008-09	23	Rob Scuderi	2.67	Marc-Andre Fleury

	SHUTOUTS		WINS	
1967-68	6	Les Binkley	20	Les Binkley
1968-69	2	Joe Daley	10	Les Binkley, Joe Daley
1969-70	3	Les Binkley	15	Al Smith
1970-71	2	Les Binkley, Al Smith	11	Les Binkley
1971-72	1	Jim Rutherford	17	Jim Rutherford
1972-73	3	Jim Rutherford	20	Jim Rutherford
1973-74	1	Andy Brown	13	Andy Brown
1974-75	2	Gary Inness	24	Gary Inness
1975-76	2	Michel Plasse	24	Michel Plasse
1976-77	5	Dunc Wilson	18	Dunc Wilson
1977-78	0	-	20	Denis Herron
1978-79	2	Greg Millen	22	Denis Herron
1979-80	2	Greg Millen	18	Greg Millen
1980-81	0	-	25	Greg Millen
1981-82	1	Gary Edwards	15	Michel Dion
1982-83	1	Denis Herron	12	Michel Dion
1983-84	1	Denis Herron, Roberto Romano	8	Denis Herron
1984-85	1	Denis Herron, Roberto Romano	10	Denis Herron
1985-86	2	Roberto Romano	21	Roberto Romano
1986-87	0	-	13	Gilles Meloche
1987-88	1	S. Guenette, Frank Pietrangelo	12	Steve Guenette
1988-89	0	-	18	Tom Barrasso
1989-90	1	Wendell Young	16	Wendell Young
1990-91	1	Tom Barrasso	27	Tom Barrasso
1991-92	1	Tom Barrasso	25	Tom Barrasso
1992-93	4	Tom Barrasso	43	Tom Barrasso
1993-94	2	Tom Barrasso	22	Tom Barrasso
1994-95	0	-	25	Ken Wregget
1995-96	3	Ken Wregget	29	Tom Barrasso
1996-97	3	Ken Wregget	21	Patrick Lalime
1997-98	7	Tom Barrasso	31	Tom Barrasso
1998-99	4	Tom Barrasso	19	Tom Barrasso
1999-00	2	Jean-Sebastien Aubin	21	Jean-Sebastien Aubin
2000-01	3	Garth Snow	20	Jean-Sebastien Aubin
2001-02	6	Johan Hedberg	25	Johan Hedberg
2002-03	2	Sebastien Caron	14	Johan Hedberg
2003-04	1	Jean-Sebastien Aubin, Sebastien Caron, Marc-Andre Fleury	9	Sebastien Caron
2005-06	1	Marc-Andre Fleury, Sebastien Caron	13	Marc-Andre Fleury
2006-07	5	Marc-Andre Fleury	40	Marc-Andre Fleury
2007-08	4	Marc-Andre Fleury	19	Marc-Andre Fleury
2008-09	4	Marc-Andre Fleury	35	Marc-Andre Fleury

TEAM RECORDS

SEASON

POINTS

Most Overall	119*	1992-93
Most Home	66	1992-93
Most Road	49	1992-93
Fewest Overall	38	1983-84
Fewest Home	18	1983-84
Fewest Road	13	1982-83

*Includes four points from neutral site games

WINS

Most Overall	56	1992-93
Most Home	32	1995-96
Most Road	23	1992-93
Fewest Overall	16	1983-84
Fewest Home	7	1983-84
Fewest Road	3	1970-71

LOSSES

Most Overall	58	1983-84
Most Home	29	1983-84
Most Road	31	1982-83
Fewest Overall	21	1992-93
Fewest Home	5	1974-75
Fewest Road	14	1997-98

TIES

Most Overall	20	1970-71
Most Home	10	1967-68, 1974-75, 1997-98, 1998-99
Most Road	11	1970-71
Fewest Overall	4	1995-96
Fewest Home	0	1995-96
Fewest Road	1	1999-00

GOALS

Most For	367	1992-93
Most For Home	215	1995-96
Most For Road	162	1988-89
Most Against	394	1982-83
Most Against Home	182	1983-84
Most Against Road	224	1982-83
Fewest For	182	1969-70
Fewest For Home	95	2003-04
Fewest For Road	77	1969-70
Fewest Against	188	1997-98
Fewest Against Home	92	1970-71
Fewest Against Road	90	1997-98

ASSISTS

Most For	633	1992-93
Most Against	665	1982-83
Fewest For	294	1969-70
Fewest Against	298	1997-98

POINTS

Most For	1,000	1992-93
Most Against	1,049	1982-83
Fewest For	476	1969-70
Fewest Against	486	1997-98

PENALTIES

Most For	897	1988-89
Most Against	906	1988-89
Fewest For	248	1967-68
Fewest Against	330	1967-68

PENALTY MINUTES

Most For	2,670	1988-89
Most Against	2,702	1988-89
Fewest For	554	1967-68
Fewest Against	750	1967-68

MINORS

Most For	773	1987-88
Most Against	752	1987-88
Fewest For	237	1967-68
Fewest Against	315	1967-68

MAJORS

Most For	118	1988-89
Most Against	114	1988-89
Fewest For	1	1967-68
Fewest Against	6	1967-68

MISCONDUCTS

Most For	69	1981-82
Most Against	87	1981-82
Fewest For	1	1968-69
Fewest Against	7	1976-77

SHOTS ON GOAL

Most For	2,761	1974-75
Most Against	2,908	1983-84
Fewest For	2,009	1998-99
Fewest Against	2,129	1998-99

POWER-PLAY GOALS

Most For	119	1988-89
Most Against	120	1987-88
Fewest For	37	1967-68
Fewest Against	31	1967-68

POWER-PLAY CHANCES

Most For	500	1987-88
Most Against	533	2005-06
Fewest For	262	1977-78, 1979-80
Fewest Against	193	1967-68

POWER-PLAY PERCENTAGE

Highest For	26.0	1995-96
Highest Against	27.4	1982-83
Lowest For	13.6	1967-68
Lowest Against	13.6	1997-98

SHORTHAND GOALS

Most For	21	1988-89
Most Against	22	1984-85
Fewest For	2	1967-68, 1968-69
Fewest Against	4	1973-74, 1978-79, 1979-80

80 OR MORE POINT PLAYERS

Most For	6	1992-93
Fewest For	0	12 times (last 2003-04)

90 OR MORE POINT PLAYERS

Most For	5	1992-93
Fewest For	0	17 times (last 2003-04)

100 OR MORE POINT PLAYERS

Most For	4	1992-93
Fewest For	0	21 times (last 2003-04)

20 OR MORE GOAL PLAYERS

Most For	9	1974-75, 1989-90
Fewest For	1	1968-69, 2002-03, 2003-04

30 OR MORE GOAL PLAYERS

Most For	5	1975-76, 1992-93
Fewest For	0	7 times (last 2003-04)

40 OR MORE GOAL PLAYERS

Most For	3	1991-92, 1992-93, 1995-96
Fewest For	0	17 times (last 2006-07)

50 OR MORE GOAL PLAYERS

Most For	2	1975-76, 1992-93, 1995-96
Fewest For	0	26 times (last 2007-08)

40 OR MORE ASSIST PLAYERS

Most For	7	1975-76
Fewest For	0	6 times (last 2003-04)

50 OR MORE ASSIST PLAYERS

Most For	6	1992-93
Fewest For	0	14 times (last 2007-08)

60 OR MORE ASSIST PLAYERS

Most For	5	1992-93
Fewest For	0	18 times (last 2007-08)

**100 OR MORE PENALTY
MINUTE PLAYERS**

Most For	15	1988-89
Fewest For	0	1967-68, 1968-69

**200 OR MORE PENALTY
MINUTE PLAYERS**

Most For	3	1981-82
Fewest For	0	25 times (last 2007-08)

GAMES**GOALS**

Most For, Home	12	Washington (3/15/75) Toronto (12/26/91)
Most For, Road	10	NY Rangers (4/9/93)
Most Against, Home	11	NY Rangers (11/25/92)
Most Against, Road	13	Philadelphia (3/22/84)
Most For, Two Consecutive Games	18	3/15/75-3/16/75; 12/23/91-12/26/91; 12/26/91-12/28/91; 12/26/91-12/28/91
Most Against, Two Consecutive Games	19	3/22/84-3/24/84
Most For, Both Teams, Home	18	San Jose 10 – Pittsburgh 8 (1/13/96)
Most For, Both Teams, Road	17	Philadelphia 13 – Pittsburgh 4 (3/22/84)

ASSISTS

Most For, Home	20	Washington (3/15/75) Toronto (12/26/91)
Most For, Road	17	NY Rangers (12/3/90)
Most Against, Home	19	NY Rangers (11/25/92)
Most Against, Road	22	Philadelphia (3/22/84)
Most For, Both Teams, Home	28	Edmonton (2/19/83) NY Islanders (2/6/90)
Most For, Both Teams, Road	29	Hartford (12/26/80)

POINTS

Most For, Home	32	Washington (3/15/75) Toronto (12/26/91)
Most For, Road	25	NY Rangers (12/3/90)
Most Against, Home	30	NY Rangers (11/25/92)
Most Against, Road	35	Philadelphia (3/22/84)
Most For, Both Teams, Home	45	Edmonton (2/19/83)
Most For, Both Teams, Road	45	Hartford (12/26/80) Philadelphia (3/22/84)

POWER-PLAY GOALS

Most For, Home	6	Toronto (12/12/86) Atlanta (10/27/05)
Most For, Road	5	San Jose (12/5/91) NY Islanders (12/23/91) San Jose (12/5/92) Calgary (10/28/98)
Most Against, Home	6	Nashville (3/4/04)
Most Against, Road	5	Buffalo (10/12/88) Hartford (2/26/89) Boston (10/5/89)
Most For, Both Teams	10	New Jersey (10/29/89) (5-5)

POWER-PLAY CHANCES

Most For	12	NY Islanders (2/6/90) Florida (10/25/05)
Most Against	14	Washington (10/11/88)
Most For, Both Teams	22	at Washington (1/1/88) (P 9 - W 13); vs Philadelphia (3/19/88) (P 10 - Ph12)

SHORTHANDED GOALS

Most For	2	19 times (last 3/11/07)
Most Against	3	at Toronto (11/16/88), vs. Ottawa (2/2/06)
Most For, Both Teams	4	vs Chicago (12/6/89) (2-2)

PENALTIES

Most For, Home	28	Edmonton (1/19/88)
Most For, Road	32	NY Rangers (10/30/88)
Most Against, Home	24	Edmonton (1/19/80) Washington (11/25/89)
Most Against, Road	27	NY Rangers (10/30/88)
Most For, Both Teams, Home	52	Edmonton (1/19/80)
Most For, Both Teams, Road	59	NY Rangers (10/30/88)

PENALTY MINUTES

Most For, Home	144	Edmonton (1/19/88)
Most For, Road	158	NY Rangers (10/30/88)
Most Against, Home	123	Edmonton (1/19/88)
Most Against, Road	134	NY Rangers (10/30/88)

Most For, Both Teams, Home

267	Edmonton (1/19/80) (P 144 - E 123)
-----	---------------------------------------

Most For, Both Teams, Road

292	NY Rangers (10/30/88) (P 158 - NYR 134)
-----	--

SHOTS

Most For, Home	65	Washington (3/15/75)
Most For, Road	53	Montreal (12/16/00)
Most Against, Home	55	Montreal (10/23/76)
Most Against, Road	62	Chicago (3/12/89)
Fewest For, Home	11	Carolina (12/16/01) Los Angeles (10/10/03)
Fewest For, Road	11	Boston (3/27/77) Carolina (12/18/03) Ottawa (12/26/03)
Fewest Against, Home	11	Phoenix (12/11/99)
Fewest Against, Road	13	Phoenix (12/12/98)

SAVES

Most For, Home	51	Detroit (1/31/98)
Most For, Road	57	Chicago (3/12/89)
Most Against, Home	53	Montreal (3/10/74)
Most Against, Road	49	Montreal (12/16/00)
Fewest For, Home	9	Colorado (1/3/98) Phoenix (12/11/99)
Fewest For, Road	11	Vancouver (11/17/87) Phoenix (12/12/97) Edmonton (10/31/98) Carolina (12/4/98)
Fewest Against, Home	11	Philadelphia (3/21/98) St. Louis (1/19/00)
Fewest Against, Road	9	Montreal (10/13/84)

LARGEST MARGIN OF VICTORY

Home	11	Washington (3/15/75) (12-1) Toronto (12/26/91) (12-1)
Road	8	San Jose (12/5/91) (8-0)

LARGEST MARGIN OF DEFEAT

Home	9	New Jersey 10/28/00) (9-0)
Road	12	Montreal (2/22/79) (12-0)

PERIOD

GOALS

Most For, Home	8	San Jose (12/17/91)
Most For, Road	7	Quebec (2/27/95)
Most Against, Home	6	7 times (last 11/16/96)
Most Against, Road	7	Philadelphia (3/22/84)
Most For, Both Teams, Home		
	8	9 times (last 11/1/97)

ASSISTS

Most For, Home	11	St. Louis (11/22/72)
Most For, Road	12	Quebec (2/27/95)
Most Against, Home	12	Quebec (2/16/85)
Most Against, Road	13	Philadelphia (3/22/84)
Most For, Both Teams, Home		
	15	Vancouver (10/6/76)
Most For, Both Teams, Road		
	16	Quebec (2/27/95)

POINTS

Most For, Home	18	St. Louis (11/22/72)
Most For, Road	19	Quebec (2/27/95)
Most Against, Home	18	Quebec (2/16/85)
Most Against, Road	20	Philadelphia (3/22/84)
Most For, Both Teams, Home		
	23	Vancouver (10/6/76)
Most For, Both Teams, Road		
	25	Quebec (2/27/95)

PENALTIES

Most For, Home	24	Edmonton (1/19/80)
Most For, Road	32	NY Rangers (10/30/88)
Most Against, Home	22	New Jersey (3/25/89)
Most Against, Road	33	Philadelphia (12/8/88)
Most For, Both Teams, Home		
	43	Edmonton (1/19/80)
Most For, Both Teams, Road		
	64	Philadelphia (12/8/88)

PENALTY MINUTES

Most For, Home	133	Edmonton (1/19/80)
Most For, Road	146	NY Rangers (10/30/88)
Most Against, Home	110	Edmonton (1/19/80)
Most Against, Road	141	Philadelphia (12/8/88)
Most For, Both Teams, Home		
	243	Edmonton (1/19/80)
Most For, Both Teams, Road		
	272	NY Rangers (10/30/88)

SHOTS

Most For, Home	27	Washington (3/15/75)
Most For, Road	25	San Jose (3/6/92)
Most Against, Home	25	Vancouver (1/7/89)
Most Against, Road	28	NY Islanders (12/5/78)
Fewest For, Home	0	San Jose (11/23/03)
Fewest For, Road	1	13 times (last 12/26/03)
Fewest Against, Home	0	Florida (2/21/01)
Fewest Against, Road	0	Florida (12/20/00)

SAVES

Most For, Home	23	Vancouver (1/7/89)
Most For, Road	25	3 times (last 3/11/04)
Most Against, Home	24	Hartford (2/19/81)
Most Against, Road	22	Minnesota (3/23/74)
Fewest For, Home	0	Florida (2/21/01) Boston (3/14/89)
Fewest For, Road	0	Florida (12/20/00) Phoenix (12/12/97)
Fewest Against, Home	0	San Jose (11/23/03)
Fewest Against, Road	0	Boston (12/15/68)

PLAYER RECORDS

SEASON

GOALS	
Overall	85 Mario Lemieux (1988-89)
Center	85 Mario Lemieux (1988-89)
Right Wing	62 Jaromir Jagr (1995-96)
Left Wing	55 Kevin Stevens (1992-93)
Defenseman	30 Paul Coffey (1988-89)
Rookie	43 Mario Lemieux (1984-85)
Rookie Defenseman	12 Zarley Zalapski (1988-89)

ASSISTS	
Overall	114 Mario Lemieux (1988-89)
Center	114 Mario Lemieux (1988-89)
Right Wing	87 Jaromir Jagr (1995-96)
Left Wing	69 Kevin Stevens (1991-92)
Defenseman	83 Paul Coffey (1988-89)
Rookie	63 Sidney Crosby (2005-06)
Rookie Defenseman	33 Zarley Zalapski (1988-89)
Goaltender	8 Tom Barrasso (1992-93)

POINTS	
Overall	199 Mario Lemieux (1988-89)
Center	199 Mario Lemieux (1988-89)
Right Wing	149 Jaromir Jagr (1995-96)
Left Wing	123 Kevin Stevens (1991-92)
Defenseman	113 Paul Coffey (1988-89)
Rookie	102 Sidney Crosby (2005-06)
Rookie Defenseman	45 Zarley Zalapski (1988-89)
Goaltender	8 Tom Barrasso (1992-93)

PENALTY MINUTES	
Overall	409 Paul Baxter (1981-82)
Center	157 Dave Hannan (1988-89)
Right Wing	285 Jay Caufield (1988-89)

Left Wing	378 Dave Schultz (1977-78)
Defenseman	409 Paul Baxter (1981-82)
Rookie	285 Jay Caufield (1988-89)
Rookie Defenseman	172 Colin Campbell (1974-75)
Goaltender	60 Andy Brown (1973-74)

SHOTS	
Overall	403 Jaromir Jagr (1995-96)
Center	382 Mario Lemieux (1987-88)
Right Wing	403 Jaromir Jagr (1995-96)
Left Wing	326 Kevin Stevens (1992-93)
Defenseman	342 Paul Coffey (1988-89)
Rookie	278 Sidney Crosby (2005-06)
Rookie Defenseman	156 D. Edestrand (1971-72)

POWER-PLAY GOALS	
Overall	31 Mario Lemieux (1988-89; 1995-96)
Center	31 Mario Lemieux (1988-89; 1995-96)
Right Wing	24 Rob Brown (1988-89)
Left Wing	26 Kevin Stevens (1992-93)
Defenseman	13 Doug Bodger (1987-88) Kevin Hatcher (1997-98)
Rookie	16 Sidney Crosby (2005-06) Evgeni Malkin (2006-07)
Rookie Defenseman	5 Zarley Zalapski (1988-89)

POWER-PLAY ASSISTS	
Overall	58 Mario Lemieux (1987-88)
Center	58 Mario Lemieux (1987-88)
Right Wing	34 Jaromir Jagr (1998-99)
Left Wing	27 Pat Boutette (1981-82)
Defenseman	53 Paul Coffey (1988-89)
Rookie	31 Sidney Crosby (2005-06)
Rookie Defenseman	23 Zarley Zalapski (1988-89)

POWER-PLAY POINTS

Overall	80	Mario Lemieux (1987-88; 1988-89)
Center	80	Mario Lemieux (1987-88; 1988-89)
Right Wing	51	Jaromir Jagr (1995-96)
Left Wing	44	Kevin Stevens (1992-93)
Defenseman	64	Paul Coffey (1988-89)
Rookie	47	Sidney Crosby (2005-06)
Rookie Defenseman	28	Zarley Zalapski (1988-89)

SHORTHANDED GOALS

Overall	13	Mario Lemieux (1988-89)
Center	13	Mario Lemieux (1988-89)
Right Wing	4	Jean Pronovost (1973-74) Rick Tocchet (1992-93)
Left Wing	5	Ryan Malone (2005-06)
Defenseman	2	Bob Woytowich (1968-69) Moe Mantha (1985-86) Paul Coffey (1987-88) Grant Jennings (1991-92) Larry Murphy (1991-92, 1992-93) Darius Kasparaitis (1997-98) Kevin Hatcher (1998-99)
Rookie	*7	Jordan Staal (2006-07)

*NHL rookie record

MOST CONSECUTIVE GAMES WITH A...

Goal	12	Mario Lemieux (18 goals), 10/6/92 - 11/1/92
Assist	16	Jaromir Jagr (24 assists) 1/9/01 - 2/16/01
Point	46	Mario Lemieux (39+64=103) 10/31/89 - 2/14/90
Goal (Rookie)	7	Mike Bullard (8 goals) 1/23/82 - 2/6/82
Assist (Rookie)	6	Sidney Crosby (7 assists) 10/5/05-10/15/05 Mario Lemieux (9 assists) 10/27/84 - 11/8/84 (9 assists) 12/7/84 - 12/21/84
Point (Rookie)	11	Mike Bullard (3+10=13) 12/12/81 - 1/3/82

MONTH

Goals	18	Mario Lemieux (March 1993)
Assists	25	Mario Lemieux (March 1988)
Points	38	Mario Lemieux (October 1988) (11 games - 16+22)

GAME

Goals	5	Mario Lemieux (3 times) (vs. New Jersey, 12/31/88) (at NY Rangers, 4/9/93) (vs. St. Louis, 3/26/96)
Assists	6	Ron Stackhouse (vs. Philadelphia, 3/8/75) Greg Malone (vs. Quebec, 11/28/79) Mario Lemieux (3 times) (vs. St. Louis, 10/15/88) (at San Jose, 12/5/92) (vs. Tampa Bay, 11/1/95)
Points	8	Mario Lemieux (2 times) (vs. St. Louis, 10/15/88, 2+6)
Shots	14	Ron Stackhouse (vs. Washington, 4/3/76)
Penalties	9	Russ Anderson (vs. Edmonton, 1/19/80)
Penalty Minutes	51	Russ Anderson (vs. Edmonton, 1/19/80)

PERIOD

Goals	4	Mario Lemieux (at Montreal, 1/26/97)
Assists	4	Syl Apps (vs. Detroit, 3/24/71) Ron Stackhouse (vs. Philadelphia, 3/8/75) Paul Coffey (vs. NY Islanders, 2/6/90) Mario Lemieux (vs. Tampa Bay, 11/1/95) Jaromir Jagr (at St. Louis, 12/19/96)
Points	4	22 times - last time Evgeni Malkin (3+1) (at NY Islanders, 11/26/08)
Shots	9	Evgeni Malkin (at Phoenix, 10/30/08)
Penalties	8	Russ Anderson (vs. Edmonton, 1/19/80)
Penalty Minutes	46	Russ Anderson (vs. Edmonton, 1/19/80)

GOALTENDERS

GAMES

All-Time	726	Tom Barrasso
Season	67	Marc-Andre Fleury (2006-07)
Season, Home	37	Marc-Andre Fleury (2006-07) Johan Hedberg (2001-02)
Season, Road	32	Tom Barrasso (1997-98)

MINUTES PLAYED

All-Time	25883	Tom Barrasso
Season	3906	Marc-Andre Fleury (2006-07)
Season, Home	2188	Marc-Andre Fleury (2006-07)
Season, Road	1932	Tom Barrasso (1997-98)

WINS

All-Time	226	Tom Barrasso
Season	43	Tom Barrasso (1992-93)
Season, Home	24	Tom Barrasso (1992-93)
Season, Road	19	Tom Barrasso (1992-93)

LOSSES

All-Time	153	Tom Barrasso
Season	34	Johan Hedberg (2001-02)
Season, Home	18	Johan Hedberg (2001-02)
Season, Road	17	Les Binkley (1967-68) Michel Dion (1981-82)

TIES

All-Time	53	Tom Barrasso
Season	15	Denis Herron (1977-78)
Season, Home	9	Les Binkley (1967-68)
Season, Road	7	Denis Herron (1977-78) Denis Herron (1978-79) Greg Millen (1980-81)

SAVES

All-Time	12064	Tom Barrasso
Season	1920	Denis Herron (1977-78)
Season, Home	1017	Marc-Andre Fleury (2006-07)
Season, Road	982	Denis Herron (1977-78)
All-Time Per Game	30.6	Joe Daley
Season Per Game	32.6	Denis Herron (1977-78)
Season Per Game Home	31.2	Joe Daley (1968-69)
Season Per Game Road	35.8	Denis Herron (1977-78)

SHUTOUTS

All-Time	22	Tom Barrasso
Season	7	Tom Barrasso (1997-98)
Season, Home	5	Marc-Andre Fleury (2006-07)
Season, Road	6	Tom Barrasso (1997-98)

WINNING PERCENTAGE

All-Time (Min. 30 games)	.629	Patrick Lalime (21-12-2)
Season (Min. 30 games)	.734	Tom Barrasso (43-14-5) (1992-93)

GOALS AGAINST

All-Time	1409	Tom Barrasso
Season	258	Greg Millen (1980-81)
Season, Home	128	Greg Millen (1980-81)
Season, Road	130	Greg Millen (1980-81)

GOALS-AGAINST AVERAGE

All-Time	2.65	Peter Skudra
Season	2.07	Tom Barrasso (1997-98)
Season, Home	2.02	Al Smith (1970-71)
Season, Road	1.83	Tom Barrasso (1997-98)

SAVE PERCENTAGE

All-Time (Min. 30 Games)	.913	Patrick Lalime
Season (Min. 30 Games)	.914	Jean-Sebastien Aubin (1999-00)

LONGEST CONSECUTIVE STREAKS

Games Played	26	Greg Millen (2/7/81 - 4/4/481) (11-10-5)
Wins	14	Tom Barrasso (3/9/93 - 4/9/93)
Wins, Home	13	Jim Rutherford (2/16/72 - 11/16/72)
Wins, Road	6	Tom Barrasso (3/14/93 - 4/9/93)
Unbeaten	16	Patrick Lalime (12/6/96 - 1/21/97) (14-0-2)
Unbeaten, Home	18	Michel Plasse (1/11/75 - 12/31/75) (14-0-4)
Unbeaten, Road	7	Denis Herron (3/13/79 - 3/27/79) (5-0-2) Tom Barrasso (2 times) (10/20/95 - 11/17/95) (5-0-2) (11/15/97 - 12/19/97) (5-0-2)
Losses	9	Michel Dion (12/20/83 - 3/1/84)
Losses, Home	7	Sebastien Caron (12/31/03-2/10/04)
Losses, Road	10	Joe Daley (11/13/68 - 3/20/69) Denis Herron (12/22/84 - 3/30/85)
Winless	15	Al Smith (1/28/71 - 4/1/71) (0-10-5)
Winless, Home	9	Les Binkley (11/6/68 - 12/21/68) (0-8-1)
Winless, Road	26	Al Smith (3/5/70 - 4/1/71) (0-18-8)

LONGEST SHUTOUT SEQUENCE

Individual	136:13	Jocelyn Thibault (3/6/07 - 3/19/07)
Team	187:30	Wregget/Barrasso (1/31/93 - 2/13/93)
Against	183:15	3/31/80 - 2/9/80

STREAKS

SEASON	OVERALL				HOME				ROAD			
	WIN	POINT	LOSS	WIN-LESS	WIN	POINT	LOSS	WIN-LESS	WIN	POINT	LOSS	WIN-LESS
1967-68	4	5	3	4	3	5	2	5	3	3	5	8
1968-69	4	6	7	9	4	4	4	6	2	5	8	14
1969-70	3	4	6	10	4	6	3	4	2	2	4	9
1970-71	2	4	4	8	7	7	2	5	2	3	15	*18
1971-72	4	5	6	9	3	4	3	4	3	6	6	14
1972-73	4	5	5	8	4	8	3	3	1	2	9	9
1973-74	3	4	6	8	3	6	4	4	2	3	4	5
1974-75	3	7	3	7	9	*20	2	4	3	4	4	6
1975-76	4	11	3	7	6	10	4	4	2	6	7	9
1976-77	3	6	4	6	3	7	2	3	2	2	3	6
1977-78	2	7	5	6	2	6	3	5	2	6	5	8
1978-79	4	10	4	5	6	8	3	3	3	7	6	8
1979-80	3	7	6	8	4	7	5	5	2	3	7	7
1980-81	6	6	3	6	5	6	3	3	2	4	8	11
1981-82	4	7	4	9	4	8	2	5	3	3	7	12
1982-83	3	5	11	*18	3	3	4	7	1	2	*18	*18
1983-84	2	3	8	8	1	2	7	11	4	5	6	7
1984-85	5	5	9	12	3	3	4	7	2	2	8	10
1985-86	5	6	5	7	4	10	4	6	2	2	5	5
1986-87	7	7	4	9	6	6	2	3	2	2	4	12
1987-88	4	4	6	10	6	6	3	7	4	4	4	5
1988-89	5	8	4	6	6	12	4	4	3	4	4	8
1989-90	4	5	4	8	7	7	4	4	2	3	8	13
1990-91	6	7	3	5	*11	14	3	5	3	4	6	10
1991-92	4	6	4	6	9	9	4	4	5	5	4	7
1992-93	#17	*18	3	3	10	11	2	3	*7	*8	3	2
1993-94	4	8	4	4	4	7	3	3	4	4	2	4
1994-95	7	13	3	3	7	9	2	2	4	6	3	3
1995-96	8	8	3	3	8	8	3	3	3	6	4	5
1996-97	6	14	6	6	6	8	3	3	6	7	8	13
1997-98	6	8	3	6	5	10	2	5	5	7	3	5
1998-99	10	10	3	8	9	11	3	4	2	3	3	6
1999-00	4	5	4	8	5	8	3	5	3	3	6	8
2000-01	4	5	2	6	4	5	5	7	2	6	4	4
2001-02	6	6	7	10	3	7	4	4	3	4	6	6
2002-03	4	5	9	16	3	6	5	10	3	3	6	7
2003-04	4	6	*13	*18	3	8	*14	*16	3	3	6	11
2005-06	2	5	10	10	2	3	5	6	2	3	5	9
2006-07	6	16	5	5	8	11	3	3	4	7	4	4
2007-08	8	10	4	4	8	11	2	2	4	6	2	3
2008-09	7	12	5	5	5	8	5	5	5	7	4	5

* = Club Record, # = NHL Record

table of
contents

team
information

players

2008-09
season

opponents

history

playoff
history

media
information

2009-10
schedule

Longest Winning Streak	17	3/9/93 - 4/11/93
Longest Home Winning Streak	11	1/5/91 - 3/7/91
Longest Road Winning Streak	7	3/14/93 - 4/9/ 93
Longest Unbeaten Streak	18	3/9/93 - 4/14/93 (17-0-1)
Longest Home Unbeaten Streak	20	11/30/74 - 2/22/75 (12-0-8)
Longest Road Unbeaten Streak	8	3/14/93 - 4/14/93 (7-0-1)
Longest Losing Streak	13	1/13/04 - 2/12/04
Longest Home Losing Streak	14	12/31/03 - 3/22/04
Longest Road Losing Streak	18	12/23/82 - 3/4/83
Longest Winless Streak	18	1/13/04 - 2/22/04 (0-17-0-1)
Longest Home Winless Streak	16	12/31/03 - 3/4/04 (0-15-1)
Longest Road Winless Streak	18	10/25/70 - 1/14/71 (0-11-7) 12/23/82 - 3/4/83 (0-18-0)
Consecutive Games Without Being Shutout	211	1/7/89 - 10/28/91
Consecutive Home Games Without Being Shutout	206	1/28/92 - 10/8/97
Consecutive Road Games Without Being Shutout	120	1/12/90 - 12/29/91
Consecutive Games Without Shutting Out Opponent	156	3/12/77 - 12/9/78
Consecutive Home Games Without Shutting Out Opponent	95	4/2/80 - 12/1/82
Consecutive Road Games Without Shutting Out Opponent	188	1/24/87 - 12/5/91
Consecutive Games Tied	4	12/8/79 - 12/15/79
Consecutive Games Going to Shootout	4	3/8/09 - 3/14/09

MONTH BY MONTH

	OCT.	NOV.	DEC.	JAN.	FEB.	MAR.	APR.	MAY	SEASON
1967-68	3-6-1	6-3-2	4-8-2	4-7-2	4-5-3	6-5-3			27-34-13
1968-69	1-4-2	4-8-2	2-10-2	3-10-1	4-6-2	6-7-2			20-45-11
1969-70	1-4-3	5-6-2	5-7-0	3-7-3	8-5-0	3-7-4	1-2-0		26-38-12
1970-71	2-4-3	3-6-5	5-7-3	6-5-1	3-7-3	2-7-3	0-1-2		21-37-20
1971-72	5-5-2	3-9-0	3-7-4	1-8-3	7-6-0	6-3-4	1-0-1		26-38-14
1972-73	5-5-0	7-5-2	3-6-4	6-9-0	6-5-1	4-7-2	1-0-0		32-37-9
1973-74	4-4-1	3-7-2	2-10-2	5-8-0	5-6-1	7-4-3	2-2-0		28-41-9
1974-75	2-4-1	6-6-3	4-6-4	8-3-2	7-3-3	9-4-2	1-2-0		37-28-15
1975-76	4-2-1	6-8-1	5-7-2	4-7-3	8-2-4	7-6-1	1-1-0		35-33-12
1976-77	2-6-4	6-5-1	7-5-1	7-4-2	5-5-4	5-8-1	2-0-0		34-33-13
1977-78	3-5-1	4-6-3	4-6-4	5-5-3	4-2-5	2-11-2	3-2-0		25-37-18
1978-79	1-6-2	5-7-1	9-2-4	5-7-1	6-3-1	8-4-4	2-2-0		36-31-13
1979-80	4-4-1	5-4-3	5-3-7	5-10-0	4-7-0	6-7-2	1-2-0		30-37-13
1980-81	4-5-1	2-8-3	5-6-3	6-6-1	7-5-1	5-6-3	1-1-1		30-37-13
1981-82	5-7-2	7-1-2	4-7-2	5-8-2	3-8-2	5-5-3	2-0-0		31-36-13
1982-83	3-9-1	5-3-3	3-9-2	1-12-1	3-11-0	3-7-2	0-2-0		18-53-9
1983-84	3-9-0	3-7-3	3-8-2	1-11-0	3-10-1	3-12-0	0-1-0		16-58-6
1984-85	5-4-0	1-8-3	8-5-1	4-8-1	2-10-0	4-12-0	0-4-0		24-51-5
1985-86	3-5-2	5-7-1	8-6-1	7-4-2	7-4-1	3-9-1	1-3-0		34-38-8
1986-87	8-3-0	5-5-4	2-7-3	4-8-1	4-7-2	5-8-2	2-0-0		30-38-12
1987-88	3-6-3	6-4-2	7-4-2	5-9-2	4-7-0	9-5-0	2-0-0		36-35-9
1988-89	7-4-0	7-6-0	9-2-3	5-6-1	4-6-3	6-9-0	2-0-0		40-33-7
1989-90	3-7-2	6-7-0	7-5-1	6-6-1	8-5-1	2-10-3			32-40-8
1990-91	6-6-1	5-6-1	10-6-1	7-4-0	4-7-1	9-4-2			41-33-6
1991-92	5-5-2	8-3-2	9-5-0	3-7-1	3-7-3	10-3-1	1-2-0		39-32-9
1992-93	8-1-2	9-5-1	9-3-1	8-5-1	5-5-1	11-2-0	6-0-1		56-21-7
1993-94	7-4-1	5-3-5	6-4-2	6-3-3	7-6-1	9-5-1	4-2-0		44-27-13
1994-95				5-0-0	9-3-2	8-6-0	7-5-1	0-2-0	29-16-3
1995-96	4-2-2	10-3-1	10-4-0	7-7-0	6-5-1	9-5-0	3-3-0		49-29-4
1996-97	2-8-0	6-5-2	11-2-2	8-3-1	4-7-0	5-8-2	2-3-1		38-36-8
1997-98	7-5-2	7-4-3	7-3-3	8-3-2	1-2-3	6-3-4	4-4-1		40-24-18
1998-99	4-3-2	6-3-3	5-4-2	8-5-0	9-5-0	4-5-6	2-5-1		38-30-14
1999-00	2-4-3-1	6-7-0-2	8-6-0-2	5-8-1-0	5-4-4-1	8-6-0-0	3-2-0-0		37-37-8-6
2000-01	5-4-1-0	6-4-2-1	6-6-3-0	8-5-0-1	7-3-1-0	8-5-2-0	2-1-0-1		42-28-9-3
2001-02	4-6-1-1	6-4-2-1	4-7-2-0	8-6-0-1	1-4-1-1	5-7-1-1	0-7-1-0		28-41-8-5
2002-03	6-2-2-0	5-4-1-3	4-9-0-2	6-7-1-0	4-8-0-0	1-13-2-0	1-1-0-0		27-44-6-5
2003-04	2-4-3-0	3-8-1-1	4-8-1-2	2-14-0-0	2-9-0-1	8-4-3-0	2-0-0-0		23-47-8-4
2005-06	1-5-5	6-7-1	3-7-2	2-11-2	2-4-1	5-8-1	3-4-2		22-46-14
2006-07	6-3-0	5-5-4	5-7-2	8-2-2	9-3-1	12-3-2	2-1-0		47-24-11
2007-08	6-4-1	5-7-1	9-5-0	8-3-2	8-3-3	10-4-1	1-1-0		47-27-8
2008-09	5-4-2	9-2-1	5-8-1	5-8-1	7-4-1	10-1-2	4-1-1		45-28-9
TOTALS	163-192-66-2	220-224-80-9	233-245-82-8	220-283-50-2	221-233-62-1	262-259-87-1	74-67-13-1	0-2-0	1,360-1,475-425

[table of contents](#)
[team information](#)
[players](#)
[2008-09 season](#)
[opponents](#)
[history](#)
[playoff history](#)
[media information](#)
[2009-10 schedule](#)

OVERTIME

ALL-TIME OVERTIME RECORD

YEAR	OVERALL					HOME					ROAD				
	GP	W	L	T/SO	PTS	GP	W	L	T/SO	PTS	GP	W	L	T/SO	PTS
1983-84	12	1	5	6	8	7	0	3	4	4	5	1	2	2	4
1984-85	8	3	0	5	11	3	0	0	3	3	5	3	0	2	8
1985-86	14	3	3	8	14	7	1	1	5	7	7	2	2	3	7
1986-87	21	5	4	12	22	11	4	1	6	14	10	1	3	6	8
1987-88	16	5	2	9	19	9	2	1	6	10	7	3	1	3	9
1988-89	10	2	1	7	11	3	0	0	3	3	7	2	1	4	8
1989-90	14	3	3	8	14	7	2	2	3	7	7	1	1	5	7
1990-91	12	4	2	6	14	7	3	1	3	9	5	1	1	3	5
1991-92	12	2	1	9	13	8	1	1	6	8	4	1	0	3	5
1992-93	10	3	0	7	13	6	2	0	4	8	4	1	0	3	5
1993-94	19	4	2	13	21	11	2	1	8	12	8	2	1	5	9
1994-95	5	1	1	3	5	1	0	0	1	1	4	1	1	2	4
1995-96	9	3	2	4	10	4	2	2	0	4	5	1	0	4	6
1996-97	13	1	4	8	10	9	1	3	5	7	4	0	1	3	3
1997-98	23	3	2	18	24	13	2	1	10	14	10	1	1	8	10
1998-99	22	7	1	14	28	14	4	0	10	18	8	3	1	4	10
1999-00*	17	3	6	8	20	7	0	0	7	7	10	3	6	1	13
2000-01*	15	3	3	9	18	4	2	0	2	6	11	1	3	7	12
2001-02*	20	7	5	8	27	10	5	1	4	15	10	2	4	4	12
2002-03*	14	3	5	6	17	7	3	2	2	10	7	0	3	4	7
2003-04*	19	7	4	8	26	10	4	0	6	14	9	3	4	2	12
2005-06**	19	5	8	6	24	11	3	5	3	14	8	2	3	3	10
2006-07**	27	16	5	6	43	11	6	2	3	17	16	10	3	3	26
2007-08**	16	8	4	4	24	8	3	2	3	11	8	5	2	1	13
2008-09**	21	12	3	6	33	8	5	1	2	13	13	7	2	4	20
TOTALS	388	114	76	198	469	196	57	30	109	236	176	47	43	86	233

* = Losses worth one point

** = Wins include shootout wins, ties/shootouts include shootout losses. For a breakdown of shootout results, please see Shootout page.

ALL-TIME OVERTIME VS. EACH TEAM

TEAM	GP	RECORD	TEAM	GP	RECORD
Anaheim	4	0-2-2	Montreal	25	7-4-14
Atlanta	7	4-1-2	Nashville	3	1-0-2
Boston	19	7-2-10	New Jersey	22	4-7-11
Buffalo	27	7-6-14	NY Islanders	26	8-3-15
Calgary	8	1-0-7	NY Rangers	36	15-5-16
Carolina	18	5-3-10	Ottawa	17	6-1-10
Chicago	8	2-0-6	Philadelphia	31	8-9-14
Colorado	10	1-3-6	Phoenix	8	2-3-3
Columbus	3	2-0-1	St. Louis	9	1-2-6
Dallas	6	2-1-3	San Jose	5	1-0-4
Detroit	10	2-2-6	Tampa Bay	13	3-2-8
Edmonton	6	2-1-3	Toronto	10	2-5-3
Florida	11	4-3-4	Vancouver	9	4-1-4
Los Angeles	13	4-5-4	Washington	22	9-3-10
Minnesota	2	1-0-1	TOTALS	367	103-73-191

WINS

PLAYER	DATE	TIME	OPPONENT	GOALIE	SCORE
Randy Carlyle	12/23/83	2:12	@ New Jersey	Resch	6-5
Mario Lemieux	11/14/84	3:54	@ Winnipeg	Behrend	4-3
Randy Hillier	12/7/84	1:35	@ NY Rangers	Hanlon	4-3
Wayne Babych	3/9/85	1:06	@ Boston	Peeters	6-5
Dan Frawley	12/19/85	0:38	@ Minnesota	Casey	4-3
Doug Shedden	2/24/86	3:54	vs. Los Angeles	Melanson	6-5
Mario Lemieux	4/6/86	0:25	@ NY Rangers	Hanlon	5-4
Doug Bodger	10/11/86	0:50	vs. NY Rangers	Vanbiesbrouck	6-5
Mario Lemieux	10/14/86	3:40	vs. Los Angeles	Melanson	4-3
Randy Cunneynworth	10/22/86	2:30	vs. Buffalo	Cloutier	5-4
Chris Kontos	2/8/87	2:12	@ New Jersey	Chevrier	2-1
Mario Lemieux	4/4/87	1:26	vs. Detroit	Hanlon	4-3
Craig Simpson	10/31/87	4:05	@ Quebec	Brunetta	5-4
Moe Mantha	11/14/87	2:04	vs. NY Rangers	Vanbiesbrouck	3-2
Charlie Simmer	1/23/88	0:24	@ Montreal	Hayward	4-3
Mario Lemieux	2/2/88	4:11	vs. Washington	Peeters	3-2
Mario Lemieux	4/2/88	4:02	@ Washington	Malarchuk	7-6
Rob Brown	12/26/88	1:39	@ Hartford	Liut	4-3
Mario Lemieux	4/2/89	3:38	@ Philadelphia	Empty Net	6-5
Randy Hillier	10/14/89	1:40	vs. Montreal	Roy	2-1
Troy Loney	2/14/90	3:33	@ NY Rangers	Richter	4-3
Randy Gilhen	2/22/90	4:26	vs. NY Islanders	Fitzpatrick	4-3
Mark Recchi	11/24/90	1:11	vs. Washington	Liut	3-2
Scott Young	1/17/91	3:31	@ Toronto	Ing	6-5

PLAYER	DATE	TIME	OPPONENT	GOALIE	SCORE
Paul Stanton	1/29/91	2:46	vs. Washington	Beaupre	3-2
Kevin Stevens	3/21/91	0:13	vs. NY Rangers	Vanbiesbrouck	5-4
Phil Bourque	10/15/91	2:30	@ NY Islanders	Healy	7-6
Kevin Stevens	11/13/91	3:25	vs. Edmonton	Ranford	5-4
Jaromir Jagr	12/17/92	2:50	@ Philadelphia	Soderstrom	5-4
Jaromir Jagr	3/11/93	3:18	vs. Los Angeles	Stauber	4-3
Ulf Samuelsson	4/7/93	2:11	vs. Montreal	Roy	4-3
Joe Mullen	10/7/93	1:13	vs. Montreal	Roy	2-1
Jaromir Jagr	12/4/93	2:04	@ Hartford	Reese	7-6
Ron Francis	1/7/94	4:54	@ Buffalo	Hasek	4-3
Kevin Stevens	1/11/94	4:09	@ Boston	Blue	5-4
Larry Murphy	3/4/95	4:36	@ Boston	Riendeau	4-3
Jaromir Jagr	11/17/95	2:48	@ Washington	Carey	3-2
Mario Lemieux	1/22/96	1:54	vs. Boston	Ranford	7-6
Mario Lemieux	2/18/96	2:17	vs. NY Rangers	Healy	4-3
Fredrik Olausson	3/8/97	0:19	vs. Philadelphia	Snow	3-2
Kevin Hatcher	10/25/97	0:41	@ Vancouver	McLean	3-2
Rob Brown	11/1/97	3:52	vs. Vancouver	McLean	7-6
Jaromir Jagr	11/22/97	0:25	vs. NY Rangers	Richter	4-3
Kevin Hatcher	12/15/98	3:17	vs. Tampa Bay	Schwab	3-2
Jaromir Jagr	12/26/98	1:18	vs. Ottawa	Tugnutt	2-1
Alexei Kovalev	2/9/99	4:31	vs. Montreal	Chabot	3-2
Jaromir Jagr	2/11/99	1:21	vs. Vancouver	Hirsch	6-5
Kip Miller	2/13/99	3:39	@ Nashville	Voukon	3-2
Kip Miller	3/10/99	2:49	@ Carolina	Irbe	3-2
Jaromir Jagr	4/18/99	1:22	@ NY Rangers	Richter	2-1
Robert Lang	1/31/00	4:28	@ Atlanta	Fankhouser	2-1
Hans Jonsson	3/30/00	2:25	@ Washington	Kolzig	4-3
Jaromir Jagr	4/7/00	0:13	@ Buffalo	Hasek	2-1
Alexei Kovalev	2/10/01	0:18	vs. New Jersey	Brodeur	5-4
Alexei Kovalev	2/17/01	1:19	@ Columbus	Tugnutt	3-2
Mario Lemieux	2/21/01	2:10	vs. Florida	Luongo	3-2
Billy Tibbetts	11/13/01	1:51	vs. Tampa Bay	Khabibulin	2-1
Jan Hrdina	11/17/01	4:41	vs. NY Rangers	Blackburn	1-0
Aleksey Morozov	1/24/02	1:29	@ NY Islanders	Snow	5-4
Randy Robitaille	1/26/02	4:02	vs. Atlanta	Hnilicka	3-2
Michal Rozsival	2/28/02	1:42	@ Columbus	Tugnutt	4-3
Alexei Kovalev	3/5/02	3:23	vs. Florida	Luongo	6-5
Jan Hrdina	3/9/02	0:37	vs. NY Rangers	Richter	3-2
Martin Straka	1/4/03	0:42	vs. NY Islanders	Snow	3-2
Mario Lemieux	2/18/03	1:35	vs. Edmonton	Salo	4-3
Shawn Heins	2/22/03	4:33	vs. St. Louis	Johnson	2-1
Ryan Malone	11/1/03	2:10	vs. Boston	Raycroft	3-2

PLAYER	DATE	TIME	OPPONENT	GOALIE	SCORE
Aleksey Morozov	11/14/03	3:09	@ Buffalo	Noronen	2-1
Ryan Malone	11/22/03	2:40	vs. Ottawa	Lalime	2-1
Ric Jackman	2/25/04	1:48	@ Phoenix	Boucher	4-3
Ryan Malone	2/29/04	2:45	@ NY Islanders	Snow	3-2
Aleksey Morozov	3/19/04	1:17	vs. Carolina	Weekes	4-3
Aleksey Morozov	3/21/04	4:52	vs. NY Rangers	Dunham	4-3
Sergei Gonchar	11/1/05	1:01	@ New Jersey	Clemmensen	4-3
Sidney Crosby	11/16/05	4:13	@ Philadelphia	Niittymaki	3-2
Sidney Crosby	12/31/05	3:31	vs. NY Rangers	Lundqvist	4-3
Sidney Crosby	3/24/06	3:28	vs. NY Islanders	DiPietro	4-3
Sergei Gonchar	10/19/06	3:33	@ NY Islanders	Dunham	4-3
Evgeni Malkin	11/01/06	2:45	@ Los Angeles	Cloutier	4-3
Colby Armstrong	12/9/06	3:51	@ Atlanta	Lehtonen	4-3
Jordan Staal	2/10/07	3:54	@ Toronto	Raycroft	6-5
Colby Armstrong	2/22/07	2:39	@ Florida	Belfour	2-1
Colby Armstrong	3/10/07	1:19	vs. NY Rangers	Lundqvist	3-2
Sergei Gonchar	12/27/07	1:33	vs. Washington	Kolzig	4-3
Tyler Kennedy	10/4/08	4:35	@ Ottawa	Gerber	4-3
Pascal Dupuis	10/14/08	4:49	vs. Philadelphia	Niittymaki	3-2
Ruslan Fedotenko	11/11/08	3:49	@ Detroit	Osgood	7-6
Sidney Crosby	12/22/08	0:43	@ Buffalo	Miller	4-3
Evgeni Malkin	2/4/09	4:44	vs. Tampa Bay	McKenna	4-3
Evgeni Malkin	2/27/09	1:36	@ Chicago	Niemi	5-4

LOSSES

PLAYER	DATE	TIME	OPPONENT	GOALIE	SCORE
Lucien Deblois	10/12/83	1:34	vs. Winnipeg	Dion	4-3
Bobby Clarke	11/20/83	2:43	@ Philadelphia	Herron	5-4
Paul MacLean	1/18/84	1:28	vs. Winnipeg	Dion	5-4
Dave Andreychuk	2/8/84	0:35	vs. Buffalo	Herron	6-5
Mark Osborne	2/26/84	2:18	@ NY Rangers	Herron	4-3
Tiger Williams	11/16/85	3:10	@ Los Angeles	Romano	4-3
Murray Craven	12/22/85	2:12	@ Philadelphia	Meloche	3-2
Ilkka Sinisalo	4/5/86	1:59	vs. Philadelphia	Meloche	4-3
Steve Thomas	12/13/86	4:36	@ Toronto	Romano	3-2
Mike Bossy	12/23/86	3:25	@ NY Islanders	Romano	4-3
Mike Gartner	1/1/87	1:30	@ Washington	Romano	4-3
Tomas Sandstrom	3/14/87	1:05	vs. NY Rangers	Riggin	3-2
Kevin Dineen	1/9/88	0:55	@ Hartford	Meloche	5-4

PLAYER	DATE	TIME	OPPONENT	GOALIE	SCORE
Mario Marois	2/23/88	2:40	vs. Winnipeg	Pietrangelo	4-3
Dave Taylor	3/7/89	2:37	@ Los Angeles	Barrasso	3-2
Don Maloney	2/6/90	4:28	vs. NY Islanders	Barrasso	8-7
Craig MacTavish	3/6/90	1:17	@ Edmonton	Pietrangelo	4-3
Uwe Krupp	3/31/90	1:00	vs. Buffalo	Barrasso	3-2
Tony Granato	11/17/90	0:52	@ Los Angeles	Pietrangelo	2-1
Patrick Flatley	12/23/90	4:29	vs. NY Islanders	Pietrangelo	4-3
Donald Audette	1/23/92	3:25	vs. Buffalo	Young	5-4
Tony Amonte	2/21/94	0:08	@ NY Rangers	Barrasso	4-3
Randy Burrige	3/15/94	0:40	vs. Washington	Barrasso	5-4
Rod Brind'Amour	4/16/95	1:30	@ Philadelphia	Wregget	4-3
Yanic Perreault	10/21/95	0:40	vs. Los Angeles	Wregget	3-2
Steve Thomas	3/9/96	0:21	vs. New Jersey	Barrasso	4-3
Shawn Burr	10/5/96	1:37	vs. Tampa Bay	Barrasso	4-3
Adam Oates	11/14/96	1:05	@ Boston	Wregget	2-1
Valeri Kamensky	1/23/97	3:55	vs. Colorado	Lalime	4-3
Brendan Shanahan	2/8/97	2:01	vs. Detroit	Lalime	6-5
Valeri Kamensky	1/3/98	3:04	vs. Colorado	Skudra	5-4
Alexandre Daigle	3/8/98	4:03	@ Philadelphia	Wregget	4-3
Dixon Ward	3/28/99	2:27	@ Buffalo	Aubin	4-3
Teemu Selanne	10/27/99	3:38	@ Anaheim	Aubin	2-1
Sergei Fedorov	11/12/99	0:36	@ Detroit	Aubin	3-2
Mike Wilson	11/20/99	2:57	@ Florida	Aubin	2-1
Mats Sundin	12/4/99	0:27	@ Toronto	Barrasso	3-2
Adam Oates	12/29/99	4:32	@ Washington	Aubin	3-2
Luke Richardson	2/24/00	4:51	@ Philadelphia	Aubin	4-3
Joe Sakic	11/13/00	3:56	@ Colorado	Snow	3-2
Darryl Sydor	1/19/02	0:42	@ Dallas	Snow	6-5
John LeClair	4/7/01	4:39	@ Philadelphia	Snow	4-3
Pavol Demitra	10/20/01	3:35	@ St. Louis	Hedberg	2-1
Vaclav Prospal	11/10/01	4:29	@ Tampa Bay	Aubin	3-2
Marty Murray	1/29/02	1:47	@ Philadelphia	Aubin	3-2
Brian Rafalski	2/9/02	4:51	vs. New Jersey	Hedberg	2-1
Oleg Petrov	3/30/02	1:32	@ Montreal	Hedberg	2-1
Valeri Bure	11/6/02	2:19	@ Florida	Hedberg	4-3
Donald Audette	11/18/02	1:12	@ Montreal	Hedberg	5-4
Andrei Markov	11/20/02	2:25	vs. Montreal	Aubin	3-2
Mathieu Schneider	12/14/02	4:22	@ Los Angeles	Hedberg	3-2
Ilya Kovalchuk	12/30/02	4:40	vs. Atlanta	Aubin	3-2
Patrik Elias	11/21/03	0:39	@ New Jersey	Fleury	2-1
Markus Naslund	12/9/03	0:24	@ Vancouver	Fleury	4-3
Jeff O'Neill	12/18/03	2:14	@ Carolina	Caron	2-1
Eric Boguniecki	2/14/04	2:06	@ St. Louis	Caron	2-1

PLAYER	DATE	TIME	OPPONENT	GOALIE	SCORE
Glen Murray	10/8/05	1:23	vs. Boston	Caron	7-6
Jochen Hecht	10/10/05	4:39	@ Buffalo	Fleury	3-2
Mike Rathje	10/14/05	3:17	@ Philadelphia	Caron	6-5
Stephen Weiss	10/25/05	0:53	vs. Florida	Thibault	4-3
Chris Drury	12/16/05	1:32	vs. Buffalo	Fleury	4-3
Tomas Kaberle	12/27/05	2:26	vs. Toronto	Fleury	3-2
Bryan McCabe	1/2/06	1:02	@ Toronto	Thibault	3-2
Brian Gionta	4/2/06	2:22	vs. New Jersey	Fleury	3-2
Teemu Selanne	11/6/06	0:44	@ Anaheim	Thibault	3-2
Vincent Lecavalier	11/8/06	2:41	vs. Tampa Bay	Fleury	4-3
Martin Straka	11/25/06	4:57	vs. NY Rangers	Fleury	2-1
Sheldon Souray	2/4/07	2:01	@ Montreal	Fleury	4-3
Tomas Kaberle	3/31/07	3:55	@ Toronto	Fleury	5-4
Jason Strudwick	11/17/07	1:40	vs. Montreal	Fleury	4-3
Zach Parise	2/4/08	0:37	@ New Jersey	Conklin	4-3
Daniel Alfredsson	2/23/08	4:56	vs. Ottawa	Conklin	4-3
Chris Drury	3/31/08	1:46	@ NY Rangers	Fleury	2-1
Zach Parise	10/11/08	4:22	vs. New Jersey	Fleury	2-1
Jamie Langenbrunner	1/30/09	4:00	@ New Jersey	Fleury	4-3
Anton Babchuk	4/4/09	1:11	@ Carolina	Fleury	3-2

OVERTIME SCORING

PLAYER	G	A	PTS	PLAYER	G	A	PTS	PLAYER	G	A	PTS
Mario Lemieux	11	11	22	Kris Beech	0	2	2	Stephane Richer	0	1	1
Jaromir Jagr	9	5	14	John Cullen	0	2	2	Gary Rissling	0	1	1
Alexei Kovalev	4	37	41	Mike Eastwood	0	2	2	Gord Roberts	0	1	1
Martin Straka	1	6	7	Darius Kasparaitis	0	2	2	Ville Siren	0	1	1
SIDNEY CROSBY	4	2	6	Tomas Sandstrom	0	2	2	Tony Tanti	0	1	1
SERGEI GONCHAR	3	3	6	Bryan Smolinski	0	2	2	Rick Tocchet	0	1	1
Ron Francis	1	5	6	Zarley Zalapski	0	2	2	Steve Poapst	0	1	1
Dick Tarnstrong	0	6	6	Ryan Whitney	0	2	2	Miroslav Satan	0	1	1
EVGENI MALKIN	3	2	5	PASCAL DUPUIS	1	0	1				
Aleksey Morozov	4	1	5	R. FEDOTENKO	1	0	1				
Kevin Stevens	3	2	5	TYLER KENNEDY	1	0	1				
Larry Murphy	1	4	5	Wayne Babych	1	0	1				
Ryan Malone	3	1	4	Randy Carlyle	1	0	1				
Jan Hrdina	2	2	4	Randy Gilhen	1	0	1				
Paul Coffey	0	4	4	Shawn Heins	1	0	1				
Colby Armstrong	3	14	17	Chris Kontos	1	0	1				
Rob Brown	2	1	3	Joe Mullen	1	0	1				
Kevin Hatcher	2	1	3	Fredrik Olasson	1	0	1				
Randy Hillier	2	1	3	Randy Robitaille	1	0	1				
Kip Miller	2	1	3	Ulf Samuelsson	1	0	1				
Doug Bodger	1	2	3	Doug Shedden	1	0	1				
Phil Bourque	1	2	3	Charlie Simmer	1	0	1				
Ric Jackman	1	2	3	KRIS LETANG	0	1	1				
Michal Rozsival	1	2	3	ALEX GOLIGOSKI	0	1	1				
Craig Simpson	1	2	3	Marc Bergevin	0	1	1				
Scott Young	1	2	3	Michel Ouellet	0	1	1				
Jiri Slegr	0	3	3	Josef Melichar	0	1	1				
German Titov	0	3	3	John Chabot	0	1	1				
Warren Young	0	3	3	Ron Duguay	0	1	1				
Mark Recchi	1	1	2	Nils Ekman	0	1	1				
Randy Cunneyworth	1	1	2	Bob Errey	0	1	1				
Dan Frawley	1	1	2	Rico Fata	0	1	1				
Hans Jonsson	1	1	2	Andrew Ference	0	1	1				
Robert Lang	1	1	2	Lee Giffin	0	1	1				
Troy Loney	1	1	2	Dave Hannan	0	1	1				
Moe Mantha	1	1	2	Rick Kehoe	0	1	1				
Paul Stanton	1	1	2	Milan Kraft	0	1	1				
Billy Tibbetts	1	1	2	Janne Laukkanen	0	1	1				
BROOKS ORPIK	0	2	2	Norm MacIver	0	1	1				
JORDAN STAAL	0	2	2	Tom O'Regan	0	1	1				
MAXIME TALBOT	0	2	2	Wilf Paiment	0	1	1				
Stu Barnes	0	2	2	Lasse Pirjeta	0	1	1				

SHOOTOUT

ALL-TIME RECORD

YEAR	OVERALL			HOME			ROAD		
	GP	W	L	GP	W	L	GP	W	L
2005-06	7	1	6	4	1	3	3	0	3
2006-07	16	10	6	8	5	3	8	5	3
2007-08	11	7	4	5	2	3	6	5	1
2008-09	12	6	6	5	3	2	7	3	4
TOTALS	46	24	22	22	11	11	24	13	11

ALL-TIME VS. EACH TEAM

TEAM	SHOOTOUTS AGAINST	W-L	TEAM	SHOOTOUTS AGAINST	W-L
Anaheim	0	0-0	Montreal	3	2-1
Atlanta	3	1-2	Nashville	0	0-0
Boston	4	2-2	New Jersey	1	0-1
Buffalo	2	2-0	NY Islanders	6	1-5
Calgary	1	1-0	NY Rangers	4	1-3
Carolina	2	1-1	Ottawa	4	3-1
Chicago	1	1-0	Philadelphia	3	3-0
Colorado	0	0-0	Phoenix	0	0-0
Columbus	1	0-1	St. Louis	0	0-0
Dallas	1	1-0	San Jose	2	1-1
Detroit	0	0-0	Tampa Bay	2	0-2
Edmonton	0	0-0	Toronto	0	0-0
Florida	1	1-0	Vancouver	1	1-0
Los Angeles	0	0-0	Washington	3	2-1
Minnesota	1	0-1	TOTALS	46	24-22

ALL-TIME RESULTS

DATE	OPPONENT	W/L	WINNING GOAL	WINNING GOALIE	LOSING GOALIE	SHOOTOUT SCORE	FINAL SCORE
10/7/05	@ Carolina	L	Stillman	Ward	Caron	0-1	2-3
11/10/05	vs. Montreal	W	Crosby	Thibault	Theodore	1-0	3-2
11/14/05	vs. NY Islanders	L	Blake	DiPietro	Thibault	2-3	2-3
1/26/06	@ NY Islanders	L	Satan	Dubielewicz	Caron	0-1	3-4
2/4/06	vs. NY Islanders	L	Satan	DiPietro	Fleury	0-2	4-5
3/7/06	vs. Tampa Bay	L	Richards	Grahame	Fleury	0-2	4-5
4/15/06	@ NY Islanders	L	Nilsson	DiPietro	Caron	3-4	4-5
11/22/06	vs. Boston	L	Sturm	Thomas	Fleury	0-1	3-4
12/7/06	@ NY Rangers	L	Shanahan	Lundqvist	Fleury	0-1	2-3
12/11/06	@ Washington	W	Malkin	Fleury	Kolzig	2-1	5-4
12/21/06	@ Atlanta	L	Kozlov	Lehtonen	Thibault	0-2	3-4
1/7/07	vs. Tampa Bay	L	St. Louis	Holmqvist	Fleury	0-1	2-3
1/18/07	@ Boston	L	Kessel	Toivonen	Fleury	1-2	4-5
1/26/07	@ Dallas	W	Christensen	Fleury	Turco	1-0	4-3
2/1/07	vs. Montreal	W	Malkin	Fleury	Aebischer	2-1	5-4
2/8/07	@ Philadelphia	W	Crosby	Fleury	Niittymaki	1-0	5-4
2/14/07	vs. Chicago	W	Christensen	Fleury	Khabibulin	2-0	5-4
3/1/07	@ NY Rangers	W	Crosby	Fleury	Lundqvist	1-0	4-3
3/4/07	vs. Philadelphia	W	Christensen	Fleury	Biron	2-0	4-3
3/6/07	@ Ottawa	W	Crosby	Thibault	Emery	2-1	5-4
3/8/07	vs. New Jersey	L	Elias	Brodeur	Fleury	0-1	3-4
3/13/07	vs. Buffalo	W	Crosby	Fleury	Miller	2-1	5-4
3/18/07	vs. Ottawa	W	Ruutu	Fleury	Emery	1-0	4-3
10/19/07	vs. Carolina	W	Crosby	Sabourin	Ward	3-2	4-3
10/27/07	vs. Montreal	L	Markov	Price	Sabourin	1-0	4-3
11/22/07	@ Ottawa	W	Ruutu	Sabourin	Gerber	2-1	6-5
12/6/07	@ Calgary	W	Letang	Sabourin	Kiprusoff	2-1	3-2
12/8/07	@ Vancouver	W	Letang	Sabourin	Luongo	2-1	2-1
12/20/07	@ Boston	W	Christensen	Conklin	Thomas	2-0	5-4
1/1/08	@ Buffalo	W	Crosby	Conklin	Miller	2-1	2-1
1/12/08	@ Atlanta	L	Recchi	Lehtonen	Conklin	1-0	3-2
1/21/08	vs. Washington	L	Semin	Kolzig	Conklin	2-1	6-5
2/24/08	vs. San Jose	L	Roenick	Nabokov	Conklin	3-2	2-1
3/2/08	vs. Atlanta	W	Letang	Lehtonen	Fleury	1-0	3-2
10/20/08	@ Boston	W	Malkin	Thomas	Sabourin	2-1	2-1
10/25/08	@ NY Rangers	L	Sjostrom	Lundqvist	Fleury	1-0	3-2
11/8/08	@ NY Islanders	W	Sykora	MacDonald	Sabourin	1-0	4-3
11/13/08	vs. Philadelphia	W	Goligoski	Biron	Sabourin	1-0	5-4
11/18/08	vs. Minnesota	L	Zidlicky	Backstrom	Sabourin	1-0	2-1
12/3/08	@ NY Rangers	L	Zherdev	Lundqvist	Sabourin	3-1	3-2
2/11/09	vs. San Jose	W	Crosby	Boucher	Fleury	1-0	2-1
2/16/09	@ NY Islanders	L	Tambellini	MacDonald	Fleury	2-1	3-2
3/8/09	@ Washington	W	Crosby	Theodore	Fleury	1-0	4-3
3/10/09	vs. Florida	W	Letang	Vokoun	Fleury	2-0	4-3
3/12/09	@ Columbus	L	Huselius	Mason	Fleury	1-0	4-3
3/14/09	vs. Ottawa	L	Comrie	Elliott	Fleury	2-1	4-3

ALL-TIME RECORD

YEAR	OVERALL			HOME			ROAD		
	GOALS	SHOTS	PCT.	GOALS	SHOTS	PCT.	GOALS	SHOTS	PCT.
2005-06	6	28	21.4	3	16	18.8	3	12	25.0
2006-07	17	47	36.2	9	24	37.5	8	23	34.8
2007-08	15	46	32.6	6	21	28.6	9	25	36.0
2008-09	11	40	27.5	5	20	25.0	6	20	30.0
TOTALS	46	161	28.6	23	81	28.4	26	80	32.5

PENGUINS SHOOTERS

PLAYER	G	S	PCT	PLAYER	G	S	PCT
Erik Christensen	14	23	60.9	Ryan Malone	0	2	0.0
Jarkko Ruutu	4	8	50.0	Ziggy Palffy	0	2	0.0
Alex Goligoski	1	2	50.0	John LeClair	0	1	0.0
Kris Letang	7	16	43.8	Konstantin Koltsov	0	1	0.0
Ryan Whitney	1	3	33.3	Lasse Pirjeta	0	1	0.0
Petr Sykora	5	15	33.3	Andy Hilbert	0	1	0.0
Sidney Crosby	12	38	31.6	Jani Rita	0	1	0.0
Sergei Gonchar	1	4	25.0	Nils Ekman	0	1	0.0
Michel Ouellet	1	4	25.0	Chris Kunitz	0	1	0.0
Evgeni Malkin	5	24	20.8	Miroslav Satan	0	4	0.0
Mario Lemieux	0	3	0.0	TOTALS	46	161	28.6
Mark Recchi	0	3	0.0				

PENGUINS GOALIES

PLAYER	REC	SH	SV	GA	PCT.
Fleury	13-11	74	51	23	.689
Sabourin	7-3	45	34	11	.756
Conklin	2-3	15	8	7	.533
Thibault	2-2	17	11	6	.647
Caron	0-3	10	4	6	.400
TOTALS	24-22	161	108	53	.671

OPPONENT GOALIES

PLAYER	REC	SH	SV	GA	PCT.
DiPietro	3-0	17	12	5	.778
Brodeur	1-0	3	3	0	1.00
Dubielewicz	1-0	3	3	0	1.00
Grahame	1-0	2	2	0	1.00
Holmqvist	1-0	3	3	0	1.00
Price	1-0	3	3	0	1.00
Toivonen	1-0	4	3	1	.750
Nabokov	1-0	3	1	2	.333
Lehtonen	2-1	7	6	1	.857
Lundqvist	3-1	11	9	2	.818
Thomas	1-2	10	6	4	.600
Kolzig	1-1	4	2	2	.500
Ward	1-1	6	3	3	.500
Niittymaki	0-1	3	2	1	.667
Theodore	0-1	3	2	1	.667
Turco	0-1	2	1	1	.500
Aebischer	0-1	3	1	2	.333
Biron	0-2	9	6	3	.667
Khabibulin	0-1	3	1	2	.333
Luongo	0-1	4	2	2	.500
Kiprusoff	0-1	3	1	2	.333
Gerber	0-1	5	3	2	.600
Emery	0-2	6	3	3	.500
Miller	0-2	5	1	4	.200
MacDonald	1-1	5	3	2	.600
Backstrom	1-0	3	3	0	1.00
Boucher	0-1	3	2	1	.667
Theodore	0-1	2	1	1	.500
Vokoun	0-1	3	1	2	.333
Mason	1-0	3	3	0	1.00
Elliott	1-0	5	4	1	.800
TOTALS	22-24	161	115	46	.714

OPPONENT SHOOTERS

PLAYER	G	S	PCT
Shawn Bates	2	2	1.00
Jason Blake	2	2	1.00
Jeremy Roenick	1	1	1.00
Mark Recchi	1	1	1.00
Ales Kotalik	1	1	1.00
Trevor Linden	1	1	1.00
Kristian Huselius	2	2	1.00
Andrei Markov	1	1	1.00
Jeffrey Hamilton	1	1	1.00
Patrik Elias	1	1	1.00
Vyacheslav Kozlov	1	1	1.00
Vaclav Prospal	1	1	1.00
Brendan Shanahan	1	1	1.00
Martin St. Louis	1	1	1.00
Drew Stafford	1	1	1.00
Cory Stillman	1	1	1.00
Fredrik Sjostrom	2	2	1.00
Marek Zidlicky	1	1	1.00
Frans Nielsen	1	1	1.00
Jeff Tambellini	1	1	1.00
Daniel Alfredsson	1	1	1.00
Alex Ovechkin	2	3	66.7
Marco Sturm	2	3	66.7
Phil Kessel	2	3	66.7
Miroslav Satan	2	4	50.0
Nikolai Zherdev	1	2	50.0
Markus Naslund	1	2	50.0
Marian Hossa	1	2	50.0
Mike Comrie	1	2	50.0
Jason Spezza	1	2	50.0
Joe Pavelski	1	2	50.0
Alexander Semin	1	2	50.0
Brad Richards	1	2	50.0
Alexei Yashin	1	2	50.0
Robert Nilsson	1	2	50.0
Dean McAmmond	1	2	50.0
Trent Hunter	2	5	40.0
Matt Cullen	1	3	33.3
Alexei Kovalev	1	3	33.3
Patrice Bergeron	0	3	0.0
Dany Heatley	0	2	0.0
Ilya Kovalchuk	0	2	0.0

PLAYER	G	S	PCT
Vincent Lecavalier	0	2	0.0
Antoine Vermette	0	3	0.0
Michael Ryder	0	1	0.0
Mark Parrish	0	1	0.0
Alexander Perezhogin	0	1	0.0
Mike York	0	1	0.0
Arron Asham	0	1	0.0
Mike Green	0	1	0.0
Chris Clark	0	1	0.0
Marc Savard	0	1	0.0
Sergei Zubov	0	1	0.0
Jussi Jokinen	0	1	0.0
Mike Ribeiro	0	1	0.0
Chris Higgins	0	1	0.0
Tomas Plekanec	0	1	0.0
Jeff Carter	0	2	0.0
Peter Forsberg	0	1	0.0
Simon Gagne	0	2	0.0
Mike Richards	0	1	0.0
Kimmo Timonen	0	1	0.0
Martin Havlat	0	1	0.0
Bryan Smolinski	0	1	0.0
Michael Nylander	0	1	0.0
Jaromir Jagr	0	1	0.0
Petr Prucha	0	1	0.0
Stefan Ruzicka	0	1	0.0
Scottie Upshall	0	1	0.0
Zach Parise	0	1	0.0
Jamie Langenbrunner	0	1	0.0
Daniel Briere	0	1	0.0
Tomas Vanek	0	1	0.0
Ray Whitney	0	1	0.0
Saku Koivu	0	1	0.0
Tomas Plekanec	0	1	0.0
Mark Streit	0	1	0.0
Christoper Higgins	0	1	0.0
Andrei Kastsitsyn	0	1	0.0
Michael Ryder	0	2	0.0
Mike Fisher	0	2	0.0
Dean McAmmond	0	1	0.0
Jarome Iginla	0	1	0.0
Alex Tanguay	0	1	0.0

PLAYER	G	S	PCT
Matthew Lombardi	0	1	0.0
Ryan Kesler	0	1	0.0
Brendan Morrison	0	1	0.0
Taylor Piatt	0	1	0.0
Daniel Sedin	0	1	0.0
Tim Connolly	0	1	0.0
Maxim Afinogenov	0	1	0.0
Vyacheslav Kozlov	0	1	0.0
Viktor Kozlov	0	2	0.0
Jonathan Cheechoo	0	1	0.0
Erik Christensen	0	1	0.0
Eric Perrin	0	1	0.0
David Krejci	0	1	0.0
Marc Savard	0	1	0.0
Nigel Dawes	0	1	0.0
Doug Weight	0	1	0.0
Bill Guerin	0	1	0.0
Joffrey Lupul	0	1	0.0
Scott Hartnell	0	1	0.0
Antti Miettinen	0	1	0.0
Milan Michalek	0	1	0.0
Justin Williams	0	1	0.0
Dan Boyle	0	1	0.0
Kyle Okposo	0	1	0.0
Richard Zednik	0	1	0.0
Stephen Weiss	0	1	0.0
Rick Nash	0	1	0.0
Jarkko Ruutu	0	1	0.0
Eric Perrin	0	1	0.0

HAT TRICKS

PLAYER	DATE	OPP.	GOALIE(S)
1967-68 (2)			

Andy Bathgate	10/18	VS. MIN	Maniago (2), Bauman
Ken Schinkel	10/21	VS. CHI	Dejordy

1968-69 (0)			
--------------------	--	--	--

1969-70 (1)			
--------------------	--	--	--

Ken Schinkel (2)	2/4	VS. MIN	Maniago Broderick (2)
------------------	-----	---------	--------------------------

1970-71 (2)			
--------------------	--	--	--

Glen Sather	12/19	VS. DET	McLeod (2), ENG
Duane Rupp	3/24	VS. DET	Rutherford

1971-72 (1)			
--------------------	--	--	--

Bob Leiter	12/1	VS. DET	Smith (2), Daley
------------	------	---------	------------------

1972-73 (6)			
--------------------	--	--	--

Al McDonough	10/11	@ STL	Stephenson
Lowell MacDonald	11/5	VS. MIN	Gilbert
Al McDonough (2)	11/19	VS. ATL	Myre
Al McDonough (3)	11/22	VS. STL	Stephenson
Eddie Shack	11/29	VS. TOR	Low
Syl Apps	12/13	VS. NYI	Desjardins

1973-74 (3)			
--------------------	--	--	--

L. MacDonald (2)	11/13	VS. MIN	Maniago
Bob Kelly	3/24	VS. DET	Grant
L. MacDonald (3)	3/27	VS. MIN	Worsley

1974-75 (3)			
--------------------	--	--	--

Rick Kehoe	2/15	@ TOR	Favell
Jean Pronovost	2/26	VS. WSH	Belhemeur
Pierre Larouche	3/12	VS. BOS	Gilbert

1975-76 (9)			
--------------------	--	--	--

Jean Pronovost (2)	11/12	@ WSH	Wolfe
Syl Apps (2)	12/17	@ CAL	Meloche
Bob Kelly (2)	12/17	@ CAL	Meloche
Stan Gilbertson	1/18	VS. NYR	Wilson (2), Soetaert
Pierre Larouche (2)	2/8	@ VAN	Smith (2), Lockett
Jean Pronovost (3)	2/19	VS. TOR	Favell
Pierre Larouche (3)	2/21	VS. CHI	Villemure
L. MacDonald (4)	2/21	VS. CHI	Villemure
Rick Kehoe (2)	3/10	VS. BUF	Smith

* = Four Goal Game, # = Five Goal Game

PLAYER	DATE	OPP.	GOALIE(S)
1976-77 (2)			

Rick Kehoe (3)	10/6	VS. VAN	Maniago (2), Ridley
Pierre Larouche (4)	2/19	@ TOR	Palmateer, Thomas (2)

1977-78 (3)			
--------------------	--	--	--

Blair Chapman	11/16	@ MIN	LoPresti
Pete Mahovich	11/30	VS. DET	Low
Wayne Bianchin	12/31	VS. CLE	Edwards

1978-79 (3)			
--------------------	--	--	--

Orest Kindrachuk	3/4	@ COL	Plasse
Ron Stackhouse	3/18	@ NYR	Thomas
Greg Malone	3/28	VS. NYR	Soetaert

1979-80 (1)			
--------------------	--	--	--

Gary McAdam	11/28	VS. QUE	Dion
-------------	-------	---------	------

1980-81 (5)			
--------------------	--	--	--

Rick Kehoe (4)	11/26	VS. VAN	Brodeur
Rick Kehoe (5)	12/3	@ TOR	Crha
Paul Gardner*	12/13	VS. PHI	Myre
Rick Kehoe (6)	1/14	VS. STL	Staniowski
Greg Sheppard	3/16	@ EDM	Mio

1981-82 (4)			
--------------------	--	--	--

Paul Gardner (2)	11/7	VS. PHI	Lindbergh
Doug Shedden	1/2	VS. HFD	Garrett
Rick Kehoe (7)	1/20	VS. BOS	Baron
Andre St. Laurent	3/6	@ QUE	Bouchard

1982-83 (3)			
--------------------	--	--	--

Pat Boutette	10/12	VS. VAN	Brodeur
Pat Boutette (2)	10/27	VS. WSH	Parro
Rick Kehoe (8)	12/23	@ DET	Stefan

1983-84 (3)			
--------------------	--	--	--

Andy Brickley	12/26	VS. NYR	Weeks
Mike Bullard	1/18	VS. WPG	Veisor
Mark Taylor	3/29	@ NYR	Vanbiesbrouck

1984-85 (2)			
--------------------	--	--	--

Mike Bullard (2)*	12/5	VS. STL	Liut
Mike Bullard (3)	12/26	VS. NYI	Hrudey

PLAYER	DATE	OPP.	GOALIE(S)
1985-86 (5)			
Mike Bullard (4)	12/31	@ STL	Wamsley
Mario Lemieux *	12/31	@ STL	Wamsley
Mike Bullard (5)	1/22	@ EDM	Moog
Doug Shedden (2)	2/15	VS. VAN	Brodeur
Mike Bullard (6)	2/21	@ DET	Stefan, LaForest (2)

1986-87 (12)			
R. Cunneynworth	10/9	VS. WSH	Jensen
Mario Lemieux (2)	10/17	@ BUF	Barrasso
Terry Ruskowski	10/18	VS. NJ	Friesen
Kevin LaVallee	10/29	VS. NJ	Chevrier
John Chabot	12/6	VS. MIN	Beaupre
Mario Lemieux (3)*	12/12	VS. TOR	Wregget (3), Bester
Craig Simpson	12/22	@ MTL	Roy
Mario Lemieux (4)	1/23	@ VAN	Caprice
Mario Lemieux (5)	2/5	@ BOS	Ranford
R. Cunneynworth (2)*	3/3	@ QUE	Gosselin (3), Malarchuk
Mario Lemieux (6)	3/8	@ WPG	Reddick
Mario Lemieux (7)	3/12	VS. QUE	Gosselin, ENG (2)

1987-88 (9)			
Dan Quinn	10/15	VS. NYR	Froese
Mario Lemieux (8)	10/15	VS. NYR	Froese
Mario Lemieux (9)	10/24	VS. BUF	Cloutier
Mario Lemieux (10)	1/5	VS. LA	Healy
Mario Lemieux (11)	1/10	@ DET	Hanlon
Paul Coffey	1/20	@ CHI	Mason (2), Pang
Dan Quinn (2)	2/28	@ CHI	Pang
Dan Quinn (3)	3/7	@ CGY	Vernon
Mario Lemieux (12)	4/2	@ WSH	Malarchuk

1988-89 (13)			
Mario Lemieux (13)	10/12	VS. WSH	Malarchuk (2), Peeters
Rob Brown	10/15	VS. STL	Riendeau
Mario Lemieux (14)	10/16	VS. PHI	Hextall
Rob Brown (2)	11/25	@ WSH	Malarchuk
Mario Lemieux (15)	12/21	@ TOR	Wregget
Mario Lemieux (16)#	12/31	VS. NJ	Sauve (3), Terreri, ENG
Mario Lemieux (17)	1/10	VS. NYI	Hrudey
Rob Brown (3)	1/28	VS. DET	Stefan (2), Hanlon
Rob Brown (4)	2/5	@ BOS	Moog
Mario Lemieux (18)	2/14	VS. BUF	Cloutier
Mario Lemieux (19)	3/12	@ CHI	Chevrier
Mario Lemieux (20)	3/25	VS. NJ	Sauve (2), Burke
Mario Lemieux (21)*	3/30	VS. HFD	Whitmore

* = Four Goal Game, # = Five Goal Game

PLAYER	DATE	OPP.	GOALIE(S)
1989-90 (10)			
Mario Lemieux (22)	10/17	VS. TOR	Bester, ENG (2)
Kevin Stevens	10/31	VS. LA	Hrudey
Mario Lemieux (23)	12/2	@ QUE	Tugnutt
Rob Brown (5)	12/12	VS. BOS	Moog (2), Lemelin
Mario Lemieux (24)*	1/8	@ NYR	Froese (2), Vanbiesbrouck (2)
Tony Tanti	1/30	VS. PHI	Wregget
Mario Lemieux (25)	2/2	VS. EDM	Exelby (2), ENG
Rob Brown (6)	2/10	VS. LA	Hrudey, Gosselin, ENG
John Cullen	2/20	VS. PHI	Wregget (2), ENG
Rob Brown (7)	3/4	VS. MIN	Myllys (2), ENG

1990-91 (5)			
Kevin Stevens (2)	10/25	VS. QUE	Tanner, Tugnutt (2)
Phil Bourque	12/3	@ NYR	Vanbiesbrouck, Richter (2)
John Cullen (2)	1/17	@ TOR	Ing
Jaromir Jagr	2/2	VS. BOS	Foster
Mario Lemieux (26)	3/26	@ PHI	Peeters

1991-92 (11)			
Mario Lemieux (27)	10/15	@ NYI	Healy
Bob Errey	10/17	VS. NYI	Healy (2), ENG
Kevin Stevens (3)	11/13	VS. EDM	Ranford
Mark Recchi	11/18	@ QUE	Tugnutt
Kevin Stevens (4)	11/18	@ QUE	Tugnutt
Kevin Stevens (5)	11/29	@ PHI	Roussel(2), Wregget
Kevin Stevens (6)	12/5	@ SJ	Irbe, Hayward (2)
Joe Mullen*	12/23	@ NYI	Healy
Joe Mullen (2)*	12/26	VS. TOR	Fuhr
Joe Mullen (3)	2/18	VS. TOR	Wamsley
Rick Tocchet	3/6	@ SJ	Myllys

1992-93 (10)			
Kevin Stevens (7)*	10/17	@ HFD	Burke (3), Pietrangelo
Mario Lemieux (28)	10/22	VS. DET	Chevalde
Kevin Stevens (8)	12/12	VS. NJ	Terreri
Kevin Stevens (9)	1/26	VS. WSH	Beaupre
Mario Lemieux (29)*	3/18	VS. WSH	Beaupre (3), Hrivnak
Mario Lemieux (30)*	3/20	VS. PHI	Soderstrom (3), Roussel
Rick Tocchet (2)	4/1	VS. HFD	Gosselin, Pietrangelo (2)
Rick Tocchet (3)	4/7	VS. MTL	Roy
Joe Mullen (4)	4/9	@ NYR	Hirsch, Richter (2)
Mario Lemieux (31)#	4/9	@ NYR	Hirsch (3), Richter (2)

PLAYER	DATE	OPP.	GOALIE(S)
1993-94 (2)			
Kevin Stevens (10)	1/11	VS. BOS	Blue
Martin Straka	3/8	VS. BOS	Riendeau
1994-95 (2)			
Jaromir Jagr (2)	2/14	VS. BOS	Riendeau
Luc Robitaille*	2/16	VS. HFD	Reese
1995-96 (9)			
Mario Lemieux (32)	10/26	@ NYI	Soderstrom
Mario Lemieux (33)	10/28	@ NJ	Brodeur
Ron Francis	11/10	@ SJ	Irbe (2), Flaherty
Markus Naslund	11/28	VS. OTT	Bales
Mario Lemieux (34)*	11/30	@ BOS	Bailey (2), Billington (2)
Mario Lemieux (35)	12/30	VS. FLA	Vanbiesbrouck
Mario Lemieux (36)	1/27	VS.. PHI	Snow (2), Hextall
Petr Nedved*	3/5	VS. WPG	Khabibulin (2), Roussel (2)
Mario Lemieux (37)#	3/26	VS.STL	Fuhr, Casey (4)
1996-97 (4)			
Jaromir Jagr (3)	11/2	VS. OTT	Tugnut
Jaromir Jagr (4)	11/30	VS. BOS	Ranford
Mario Lemieux (38)	12/19	@ STL	Casey
Mario Lemieux (39)*	1/26	@ MTL	Thibault
1997-98 (3)			
Ron Francis (2)	12/29	VS. NYI	Fichaud, Salo (2)
Stu Barnes	1/10	VS. NJ	Brodeur
Martin Straka (2)	4/18	VS. BOS	Dafoe (2), Tallas
1998-99 (2)			
Stu Barnes (2)	11/25	@ WSH	Kolzig
Martin Straka (3)	11/28	@ MTL	Theodore (2), ENG
1999-00 (3)			
Aleksey Morozov	10/7	@ NJ	Brodeur
Jaromir Jagr (5)	11/26	VS. OTT	Lalime
Jaromir Jagr (6)	12/30	VS. NYI	Luongo
2000-01 (9)			
Jaromir Jagr (7)*	10/14	VS. NYR	McLean
Alexei Kovalev	11/8	VS. PHI	Boucher
Jaromir Jagr (8)	12/16	@ MTL	Hackett
Martin Straka (4)	1/8	@ WSH	Kolzig (2), ENG
Mario Lemieux (40)	1/24	VS. MTL	Theodore

PLAYER	DATE	OPP.	GOALIE(S)
Alexei Kovalev (2)	2/7	VS. PHI	Cechmanek (2), Boucher
Alexei Kovalev (3)	2/10	VS. NJ	Brodeur
Alexei Kovalev (4)	2/23	VS. NYR	Yeremeyev
Jaromir Jagr (9)	3/10	VS. CGY	Vernon (2), ENG
2001-02 (5)			
Toby Petersen	10/16	VS. OTT	Lalime
Alexei Kovalev (5)	11/13	@ NJ	Brodeur (2), ENG
Alexei Kovalev (6)	11/14	VS. NYI	Snow
Alexei Kovalev (7)	1/5	VS. NYR	Richter
Aleksey Morozov (2)	1/17	@ CGY	Turek
2002-03 (1)			
Alexei Kovalev (8)	1/25	VS. CHI	Thibault (2), Leighton
2003-04 (0)			
2005-06 (1)			
Mark Recchi (2)	3/4	VS. CAR	Ward
2006-07 (6)			
Sidney Crosby (1)	10/28	@ PHI	Niittymaki (2), Esche
Nils Ekman	11/8	VS. TB	Holmqvist
Ryan Malone	12/15	VS. NYI	Dunham (2), DiPietro
Mark Recchi (3)	1/20	VS. TOR	Raycroft
Jordan Staal	2/10	@ TOR	Raycroft
Ryan Malone	2/19	@ NYI	DiPietro
2007-08 (2)			
Evgeni Malkin (1)	1/3	VS. TOR	Clemmensen
Evgeni Malkin (2)	1/14	VS. NYR	Lundqvist
2008-09 (5)			
Jordan Staal (2)	11/11	@ DET	Osgood
Evgeni Malkin (3)	11/26	@ NYI	MacDonald
Sidney Crosby (2)	11/29	VS. NJ	Clemmensen
Petr Sykora (1)	12/11	VS. NYI	Danis (2), MacDonald
Pascal Dupuis (1)	12/11	VS. NYI	Danis (2), MacDonald

TOTAL = 182 HOME = 115 ROAD = 67
 MOST ALL-TIME - Mario Lemieux (40)
 MOST ONE YEAR (Ind) - Mario Lemieux (9), 1988-89
 MOST ONE YEAR (team) - 13 in 1988-89

* = Four Goal Game, # = Five Goal Game

table of
contents

team
information

players

2008-09
season

opponents

history

playoff
history

media
information

2009-10
schedule

HAT TRICKS AGAINST

PLAYER	DATE	OPP.	GOALIE(S)
1967-68 (4)			
Stan Mikita*	12/6	@ CHI	Binkley (3), Bassen
Bob Pulford	1/13	@ TOR	Binkley
Dick Duff	2/17	@ MTL	Binkley
Jean Beliveau	3/16	@ MTL	Binkley (2), ENG

Stan Mikita*	12/6	@ CHI	Binkley (3), Bassen
Bob Pulford	1/13	@ TOR	Binkley
Dick Duff	2/17	@ MTL	Binkley
Jean Beliveau	3/16	@ MTL	Binkley (2), ENG

PLAYER	DATE	OPP.	GOALIE(S)
1968-69 (3)			
Bobby Rousseau	11/7	@ MTL	Binkley
Bobby Hull	11/14	VS. CHI	Binkley
Phil Esposito	12/15	@ BOS	Daley

Bobby Rousseau	11/7	@ MTL	Binkley
Bobby Hull	11/14	VS. CHI	Binkley
Phil Esposito	12/15	@ BOS	Daley

PLAYER	DATE	OPP.	GOALIE(S)
1969-70 (5)			
Gordie Howe	11/2	@ DET	Smith
Ab McDonald	11/19	VS. STL	Binkley
Dave Keon	1/17	@ TOR	Binkley
Dave Balon	2/1	@ NYR	Smith
Stan Mikita (2)	2/11	@ CHI	Smith

Gordie Howe	11/2	@ DET	Smith
Ab McDonald	11/19	VS. STL	Binkley
Dave Keon	1/17	@ TOR	Binkley
Dave Balon	2/1	@ NYR	Smith
Stan Mikita (2)	2/11	@ CHI	Smith

PLAYER	DATE	OPP.	GOALIE(S)
1970-71 (5)			
Walt McKechnie	10/5	@ MIN	Smith
Phil Esposito (2)	12/6	@ BOS	Binkley
Brian Spencer	1/9	@ TOR	Smith
Phil Esposito (3)	3/6	VS. BOS	Smith
Eddie Shack	3/31	VS. BUF	Newton

Walt McKechnie	10/5	@ MIN	Smith
Phil Esposito (2)	12/6	@ BOS	Binkley
Brian Spencer	1/9	@ TOR	Smith
Phil Esposito (3)	3/6	VS. BOS	Smith
Eddie Shack	3/31	VS. BUF	Newton

PLAYER	DATE	OPP.	GOALIE(S)
1971-72 (3)			
Brad Park	12/12	@ NYR	Rutherford
Norm Ullman	12/28	VS. TOR	Binkley (2), ENG
Brad Park (2)	2/12	VS. NYR	Rutherford

Brad Park	12/12	@ NYR	Rutherford
Norm Ullman	12/28	VS. TOR	Binkley (2), ENG
Brad Park (2)	2/12	VS. NYR	Rutherford

PLAYER	DATE	OPP.	GOALIE(S)
1972-73 (5)			
Gene Carr	12/17	@ NYR	Herron
Rejean Houle	1/17	@ MTL	Newton
Mike Walton	2/10	@ BOS	Newton
Dennis Hextall	3/7	@ MIN	Brown
Bobby Lalonde	3/17	@ VAN	Brown (2), Newton

Gene Carr	12/17	@ NYR	Herron
Rejean Houle	1/17	@ MTL	Newton
Mike Walton	2/10	@ BOS	Newton
Dennis Hextall	3/7	@ MIN	Brown
Bobby Lalonde	3/17	@ VAN	Brown (2), Newton

PLAYER	DATE	OPP.	GOALIE(S)
1973-74 (5)			
Rick Martin	1/3	@ BUF	Rutherford
Ken Hodge	2/3	VS. BOS	Brown
Stan Mikita (3)	2/10	@ CHI	Inness
Claude Larouse*	2/28	@ MTL	Inness
Bill Goldsworthy	3/23	@ MIN	Inness

Rick Martin	1/3	@ BUF	Rutherford
Ken Hodge	2/3	VS. BOS	Brown
Stan Mikita (3)	2/10	@ CHI	Inness
Claude Larouse*	2/28	@ MTL	Inness
Bill Goldsworthy	3/23	@ MIN	Inness

PLAYER	DATE	OPP.	GOALIE(S)
1974-75 (6)			
Bobby Orr	10/23	VS. BOS	Inness
Dave Keon (2)	11/20	@ TOR	Inness
Guy Lafleur	12/7	@ MTL	Johnson
Guy Lafleur (2)*	1/26	@ MTL	Plasse

Bobby Orr	10/23	VS. BOS	Inness
Dave Keon (2)	11/20	@ TOR	Inness
Guy Lafleur	12/7	@ MTL	Johnson
Guy Lafleur (2)*	1/26	@ MTL	Plasse

PLAYER	DATE	OPP.	GOALIE(S)
Greg Polis	3/2	@ NYR	Plasse
Stan Gilbertson	4/6	@ WSH	Johnson

PLAYER	DATE	OPP.	GOALIE(S)
1975-76 (4)			
Hartland Monahan	11/2	@ WSH	Inness
Yvon Cournoyer	11/13	VS. MTL	Inness
Denis Maruk*	11/15	VS. CAL	Inness
Ted Irvine	2/29	VS. STL	Inness (2), ENG

Hartland Monahan	11/2	@ WSH	Inness
Yvon Cournoyer	11/13	VS. MTL	Inness
Denis Maruk*	11/15	VS. CAL	Inness
Ted Irvine	2/29	VS. STL	Inness (2), ENG

PLAYER	DATE	OPP.	GOALIE(S)
1976-77 (4)			
Rick Blight	10/6	VS. VAN	Laxton
Wilf Paiment	2/6	@ COL	Herron
Claude Larouse (2)	2/7	@ STL	Herron
Don Saleski	3/13	@ PHI	Herron

Rick Blight	10/6	VS. VAN	Laxton
Wilf Paiment	2/6	@ COL	Herron
Claude Larouse (2)	2/7	@ STL	Herron
Don Saleski	3/13	@ PHI	Herron

PLAYER	DATE	OPP.	GOALIE(S)
1977-78 (1)			
Butch Goring	11/24	@ LA	Herron

Butch Goring	11/24	@ LA	Herron
--------------	-------	------	--------

PLAYER	DATE	OPP.	GOALIE(S)
1978-79 (2)			
Dale McCourt	2/18	@ DET	Millen (2), Herron
Darcy Rota	4/1	VS. ATL	Herron (2), Millen

Dale McCourt	2/18	@ DET	Millen (2), Herron
Darcy Rota	4/1	VS. ATL	Herron (2), Millen

PLAYER	DATE	OPP.	GOALIE(S)
1979-80 (8)			
Pierre Larouche*	10/25	@ MTL	Holland
Darryl Sittler	1/16	VS. TOR	Millen
Jordy Douglas	1/17	@ HFD	Millen
Blair MacDonald	1/19	VS. EDM	Millen
Mike Foligno	1/31	@ DET	Millen
Danny Gare	2/7	@ BUF	Millen
Darryl Sittler (2)	3/5	VS. TOR	Holland
Wayne Gretzky	3/21	@ EDM	Millen

Pierre Larouche*	10/25	@ MTL	Holland
Darryl Sittler	1/16	VS. TOR	Millen
Jordy Douglas	1/17	@ HFD	Millen
Blair MacDonald	1/19	VS. EDM	Millen
Mike Foligno	1/31	@ DET	Millen
Danny Gare	2/7	@ BUF	Millen
Darryl Sittler (2)	3/5	VS. TOR	Holland
Wayne Gretzky	3/21	@ EDM	Millen

PLAYER	DATE	OPP.	GOALIE(S)
1980-81 (8)			
Danis Maruk (2)	11/12	VS. WSH	Holland
Rick Dudley	12/7	@ BUF	Millen, Holland (2)
Bobby Clarke	12/13	VS. PHI	Millen
Stan Smyl	12/19	@ VAN	Holland (2), Millen
Reed Larson	1/3	VS. DET	Millen
Mike Bossy*	1/13	@ NYI	Millen (3), ENG
Lanny McDonald	2/6	@ COL	Ricci (2), ENG
Mark Messier	3/16	@ EDM	Millen

Danis Maruk (2)	11/12	VS. WSH	Holland
Rick Dudley	12/7	@ BUF	Millen, Holland (2)
Bobby Clarke	12/13	VS. PHI	Millen
Stan Smyl	12/19	@ VAN	Holland (2), Millen
Reed Larson	1/3	VS. DET	Millen
Mike Bossy*	1/13	@ NYI	Millen (3), ENG
Lanny McDonald	2/6	@ COL	Ricci (2), ENG
Mark Messier	3/16	@ EDM	Millen

PLAYER	DATE	OPP.	GOALIE(S)
1981-82 (6)			
Mel Bridgeman	10/29	@ PHI	Dion
Keith Acton	11/21	@ MTL	Dion (2), Harrison
Ron Duguay	12/27	@ NYR	Harrison
Blaine Stoughton	1/3	@ HFD	Harrison
Wayne Gretzky (2)	3/17	@ EDM	Dion
Bernie Nichols	3/20	@ LA	Dion

Mel Bridgeman	10/29	@ PHI	Dion
Keith Acton	11/21	@ MTL	Dion (2), Harrison
Ron Duguay	12/27	@ NYR	Harrison
Blaine Stoughton	1/3	@ HFD	Harrison
Wayne Gretzky (2)	3/17	@ EDM	Dion
Bernie Nichols	3/20	@ LA	Dion

* = Four Goal Game, # = Five Goal Game

table of
contents

team
information

players

2008-09
season

opponents

history

playoff
history

media
information

2009-10
schedule

PLAYER	DATE	OPP.	GOALIE(S)
1982-83 (10)			
Butch Goring (2)	10/4	@ NYI	Herron
Marian Stastny	10/21	@ QUE	Herron
Peter Stastny	12/11	@ QUE	Herron
Glenn Anderson	1/7	@ EDM	Herron
Dale Hawerchuk	2/4	@ WPG	Dion
Lanny McDonald (2)	2/5	@ CGY	Herron
Kent Nilsson	2/5	@ CGY	Herron
Charlie Simmer	2/12	VS. LA	Ricci
Reed Larson (2)	2/15	VS. DET	Ricci
Ken Linseman	2/19	VS. EDM	Herron (2), Ricci
1983-84 (11)			
Bryan Trottier	11/11	@ NYI	Dion
Barry Pederson	12/6	VS. BOS	Dion (2), Herron
Bob MacMillan	1/7	VS. NJ	Romano
Paul MacLean	1/18	VS. WPG	Dion
Pierre Larouche (2)	1/25	VS. NYR	Romano (2), Dion
Doug Risebrough	2/16	@ CGY	Dion
Lanny McDonald (3)	2/16	@ CGY	Dion
Wayne Gretzky (3)	2/22	VS. EDM	Romano
Michel Goulet	3/8	VS. QUE	Ricci
Dave Poulin	3/22	@ PHI	Herron
Ilkka Sinisalo	3/22	@ PHI	Herron
1984-85 (7)			
Uli Hiemer	10/31	@ NJ	Herron
Jorgen Patterson	11/8	VS. STL	Dion
Denis Savard	11/29	VS. CHI	Herron
Michel Goulet (2)	12/29	@ QUE	Herron
Dale Hawerchuk (2)	1/21	@ WPG	Romano
Wayne Gretzky (4)	1/26	@ EDM	Herron
Peter Sundstrom	2/22	VS. NYR	Ford
1985-86 (5)			
Danny Gare (2)	10/30	@ DET	Romano
Tony Tanti	11/13	@ VAN	Romano
Dave Poulin (2)	11/24	@ PHI	Herron
Troy Murray	1/1	@ CHI	Meloche
Al Secord	1/1	@ CHI	Meloche
1986-87 (3)			
Kirk Muller	10/29	VS. NJ	Romano
Sylvain Turgeon	3/28	@ HFD	Riggin
Perry Anderson	3/31	@ NJ	Meloche
1987-88 (3)			
Dave Hannan	1/25	VS. EDM	Pietrangelo
John MacLean	1/28	@ NJ	Meloche
Rick Vaive	2/28	@ CHI	Pietrangelo

PLAYER	DATE	OPP.	GOALIE(S)
1988-89 (11)			
Mike Ridley*	10/11	VS. WSH	Young
Dave Andreychuk	10/12	@ BUF	Young
Tony Granato*	10/30	@ NYR	Guenette, Pietrangelo (3)
Walt Poddubny	11/3	VS. QUE	Guenette
Jari Kurri	11/8	VS. EDM	Guenette
Tony Tanti (2)	1/7	VS. VAN	Barrasso
Tony Granato (2)	1/14	VS. NYR	Barrasso
Peter Stastny (2)*	2/11	@ QUE	Young (2), Pietrangelo (2)
Jody Hull	2/26	@ HFD	Barrasso, Young (2)
Ken Linseman (2)	3/14	VS. BOS	Barrasso
Mats Naslund	3/18	VS. MTL	Barrasso, Young (2)
1989-90 (6)			
Brett Hull	10/18	VS. STL	Young
Wayne Gretzky (5)	10/31	VS. LA	Young
Pat LaFontaine	2/6	VS. NYI	Barrasso
Derek King	2/6	VS. NYI	Barrasso
Luc Robitaille	3/10	@ LA	Chevrier
Mike Modano	3/17	@ MIN	Chevrier
1990-91 (2)			
Jeremy Roenick	10/11	@ CHI	Barrasso
Patrick Flatley	12/23	VS. NYI	Pietrangelo
1991-92 (4)			
Derek King (2)	10/15	@ NYI	Barrasso
Vladimir Ruzicka	11/5	VS. BOS	Barrasso
Vladimir Ruzicka (2)*	2/9	@ BOS	Barrasso
Darren Turcotte	4/16	@ NYR	Young, Wregget (2)
1992-93 (7)			
Michel Goulet (3)	11/8	@ CHI	Barrasso
Jimmy Carson	11/13	@ DET	Barrasso
Adam Graves	11/25	VS. NYR	Barrasso, Wregget (2)
Ulf Dahlen	1/7	VS. MIN	Barrasso
Steve Heinze	1/14	@ BOS	Wregget
Pierre Turgeon	2/20	@ NYI	Barrasso
Geoff Sanderson	2/21	@ HFD	Barrasso
1993-94 (2)			
Mike Gartner	1/31	@ NYR	Wregget
Randy Burridge	3/15	@ WSH	Barrasso
1994-95 (1)			
Igor Chibirev	4/5	VS. HFD	Young

* = Four Goal Game, # = Five Goal Game

table of
contents

team
information

players

2008-09
season

opponents

history

playoff
history

media
information

2009-10
schedule

PLAYER	DATE	OPP.	GOALIE(S)
1995-96 (8)			
Pat Verbeek	11/21	@ NYR	Barrasso
Geoff Sanderson (2)	12/28	VS. HFD	Wregget
Ray Sheppard	1/13	VS. SJ	Barrasso
Claude Lemieux	1/16	VS. COL	Wregget
Brendan Shanahan	2/23	VS. HFD	Wregget
Gary Roberts	2/29	@ CGY	Barrasso
Rick Tocchet	3/14	@ BOS	Wregget
John LeClair	3/31	@ PHI	Barrasso

1996-97 (5)			
Alexei Kovalev	10/16	@ NYR	Barrasso, Wregget (2)
Dino Ciccarelli	11/8	@ TB	Wregget
Dale Hawerchuk	11/21	@ PHI	Wregget
B. Shanahan (2)	2/8	VS. DET	Lalime
Joe Sakic	3/14	@ COL	Wregget

1997-98 (3)			
Dave Gagner	10/4	VS. FLA	Wregget
Joe Nieuwendyk	11/5	VS. DAL	Wregget (2), Skudra
Valeri Kamensky	1/3	VS. COL	Skudra

1998-99 (2)			
Sami Salo	3/30	VS. CAR	Skudra (2), ENG
Zigmund Palffy	4/17	VS. NYI	Barrasso, Skudra (2)

1999-00 (0)			
--------------------	--	--	--

2000-01 (3)			
John Madden*	10/28	VS. NJ	Aubin, Snow (3)
Randy McKay*	10/28	VS. NJ	Aubin (2), Snow (2)
Andrei Kovalenko	1/9	@ BOS	Snow

2001-02 (1)			
Glen Murray	4/13	@ BOS	Aubin

2002-03 (4)			
Sergei Fedorov	10/25	@ DET	Aubin
Vincent Lecavalier	11/8	@ TB	Hedberg (2), ENG
Saku Koivu	11/18	@ MTL	Hedberg
Dave Scatchard	1/7	@ NYI	Aubin

2003-04 (6)			
Vincent Lecavalier (2)	11/8	@ TB	Caron
Radim Vrbata	11/29	@ CAR	Caron
Shena Donovan	12/7	@ CGY	Caron
Markus Naslund*	12/9	@ VAN	Fleury
Glen Murray (2)	2/1	@ BOS	Caron (2), EN
Martin Havlat	2/22	VS. OTT	Aubin (2), EN

* = Four Goal Game, # = Five Goal Game

PLAYER	DATE	OPP.	GOALIE(S)
2005-06 (6)			
Jaromir Jagr	11/12	VS. NYR	Thibault
Olli Jokinen	11/25	@ FLA	Caron, Thibault (2)
Ilya Kovalchuk	1/6	@ ATL	Thibault, Fleury, ENG
Shawn Horcoff	1/10	VS. EDM	Fleury
Miroslav Satan	2/4	VS. NYI	Fleury
Patrik Elias	4/5	@ NJ	Fleury

2006-07 (1)			
Olli Jokinen	1/10	@ FLA	Thibault

2007-08 (2)			
Joffrey Lupul	12/11	@ PHI	Sabourin (2), Conklin
R.J. Umberger	12/11	@ PHI	Sabourin (2), Conklin

2008-09 (2)			
Jason Spezza	12/6	@ OTT	Sabourin
Jonathan Toews	2/27	@ CHI	Fleury

TOTAL - 184	HOME - 65	ROAD - 119
MOST BY ONE PLAYER - Wayne Gretzky (5)		
MOST BY ONE TEAM - NY Rangers (15)		

SPECIAL TEAMS

YEAR	POWER PLAY			PENALTY KILL		
	PPG/CHANCES	PCT.	NHL RANK	PPGA/CHANCES	PCT.	NHL RANK
1967-68	37/273	13.6	11th	31/193	83.9	6th
1968-69	50/303	16.5	7th	38/231	83.5	5th
1969-70	53/315	16.8	9th	66/282	76.7	12th
1970-71	56/318	17.6	9th	48/276	82.6	8th
1971-72	46/286	16.1	11th	55/346	77.6	10th
1972-73	52/301	17.3	9th	49/264	81.4	8th
1973-74	47/276	17.0	11th	47/245	80.8	8th
1974-75	64/323	19.8	9th	63/324	80.6	8th
1975-76	75/307	24.4	6th	68/292	76.7	11th
1976-77	46/263	17.5	14th	47/209	77.5	15th
1977-78	53/261	20.3	11th	61/251	75.9	13th
1978-79	56/261	21.5	12th	57/250	77.2	11th
1979-80	52/262	19.9	14th	64/247	74.1	18th
1980-81	92/400	23.0	11th	99/370	73.2	21st
1981-82	99/404	24.5	7th	92/399	76.9	11th
1982-83	81/360	22.5	9th	110/396	72.2	21st
1983-84	70/340	20.6	16th	86/357	75.9	15th
1984-85	62/363	17.1	21st	74/311	76.2	14th
1985-86	93/425	21.9	12th	78/341	77.1	15th
1986-87	74/374	19.5	14th	72/319	77.4	15th
1987-88	110/500	22.0	6th	120/507	76.3	20th
1988-89	119/491	24.2	3rd	111/482	77.0	16th
1989-90	86/403	21.3	10th	94/372	74.7	20th
1990-91	89/338	22.9	3rd	73/351	79.2	16th
1991-92	92/427	21.5	4th	77/379	79.7	15th
1992-93	105/440	23.9	2nd	72/429	83.2	4th
1993-94	76/404	18.8	13th	72/401	82.0	10th
1994-95	42/221	19.0	10th	46/229	79.9	23rd
1995-96	109/420	26.0	1st	78/467	83.3	8th
1996-97	74/338	21.9	2nd	64/338	81.1	23rd
1997-98	67/407	16.5	11th	46/338	86.4	8th
1998-99	65/363	17.9	7th	56/302	81.5	23rd
1999-00	54/346	15.6	20th	56/321	82.6	19th
2000-01	76/375	20.3	5th	78/405	80.7	T26th
2001-02	47/335	14.0	T24th	57/352	83.8	T18th
2002-03	66/360	18.3	7th	58/352	83.5	T13th
2003-04	65/360	18.1	T7th	84/369	77.2	30th
2005-06	94/495	19.0	6th	113/533	78.8	29th
2006-07	94/463	20.3	5th	75/419	82.1	17th
2007-08	77/378	20.4	4th	68/357	81.0	23rd
2008-09	62/360	17.2	20th	60/347	82.7	8th
TOTALS	2,927/14,689	19.9		2,885/13,906	79.3	

PENALTY SHOTS

PLAYER	OPPONENT	DATE	GOALTENDER	RESULT
George Konik	@ STL	1/31/68	Hall	GOAL
Charlie Burns	VS. NYR	2/5/69	Giacomin	No Goal
Keith McCreary	VS. NYR	3/18/70	Giacomin	No Goal
Jean Pronovost	@ DET	1/14/71	Edwards	GOAL
Greg Polis	VS. STL	2/24/71	Wakely	No Goal
Syl Apps	@ TOR	2/9/72	Parent	GOAL
Lowell MacDonald	@ BUF	11/12/72	Crozier	No Goal
Ron Schock	VS. DET	1/10/73	Edwards	No Goal
Ron Schock	VS. NYR	3/10/73	Giacomin	No Goal
Chuck Arnason	VS. CAL	2/16/74	Meloche	No Goal
Ron Schock	@ WSH	11/30/76	Wolfe	No Goal
Blair Chapman	@ WSH	12/4/77	Bedard	No Goal
Pete Mahovlich	@ WSH	1/21/78	Bedard	No Goal
Blair Chapman	VS. COL	3/22/78	McKenzie	No Goal
Ross Lonsberry	@ NYI	12/5/78	Resch	No Goal
Ross Lonsberry	VS. MIN	2/9/80	Meloche	No Goal
Greg Sheppard	VS. STL	1/14/81	Staniowski	No Goal
Dave Hannan	@ WSH	10/14/83	Riggin	GOAL
Andy Brickley	VS. CHI	11/29/84	Bannerman	No Goal
Mario Lemieux	@ QUE	12/29/84	Gosselin	GOAL
Warren Young	@ TOR	1/2/85	Bernhardt	GOAL
Mario Lemieux	@ NYI	1/19/88	Hrudey	GOAL
Mario Lemieux	VS. NJ	12/31/88	Terreri	GOAL
Mario Lemieux	@ LA	3/7/89	Hrudey	GOAL
Jock Callander	VS. MTL	3/18/89	Roy	GOAL
Mario Lemieux	@ WSH	11/24/89	Mason	GOAL
Bob Errey	VS. NJ	1/5/91	Terreri	GOAL
Bob Errey	VS. MIN	10/31/91	Wakaluk	GOAL
Mario Lemieux	VS. EDM	3/17/92	Ranford	No Goal
Jaromir Jagr	VS. WSH	1/26/93	Beaupre	No Goal
Martin Straka	@ QUE	3/16/95	Thibault	No Goal
Mario Lemieux	VS. BUF	3/23/96	Hasek	No Goal
Jaromir Jagr	@ FLA	11/9/96	Fitzpatrick	No Goal
Mario Lemieux	@ FLA	4/11/97	Vanbiesbrouck	GOAL
Stu Barnes	@ PHI	3/8/98	Hextall	No Goal
Martin Straka	VS. STL	1/19/00	Turek	GOAL
Martin Straka	@ SJ	11/1/00	Nabokov	No Goal
Martin Straka	@ BOS	1/9/01	Dafoe	No Goal
Martin Straka	@ ATL	1/30/01	Rhodes	GOAL
Wayne Primeau	@ TB	11/10/01	Khabibulin	GOAL

PLAYER	OPPONENT	DATE	GOALTENDER	RESULT
Eric Meloche	VS. NYR	1/3/04	Markkanen	No Goal
Brian Holzinger	VS. TB	1/27/04	Grahame	No Goal
Ziggy Palffy	@ NYR	11/7/05	Weekes	No Goal
Matt Murley	@ TB	11/27/05	Grahame	No Goal
Ryan Malone	VS. WSH	1/25/06	Kolzig	GOAL
Jordan Staal	VS. CBJ	10/21/06	Norrena	GOAL
Jordan Staal	VS. NYR	11/25/06	Lundsvist	No Goal
Nils Ekman	@ NYR	12/7/06	Lundsvist	GOAL
Jarkko Ruutu	VS. TOR	1/20/07	Raycroft	GOAL
Evgeni Malkin	@ NYI	3/22/07	DiPietro	No Goal
Jordan Staal	VS. NYR	10/23/07	Lundqvist	No Goal
Sidney Crosby	@ VAN	12/8/07	Luongo	No Goal
Petr Sykora	@ TB	3/4/08	Smith	No Goal
Sidney Crosby	VS. NYR	1/18/09	Lundqvist	No Goal
Evgeni Malkin	VS. ATL	3/17/09	Hedberg	No Goal
Evgeni Malkin	@ CAR	4/4/09	Ward	No Goal

Pittsburgh has scored on 21 of 56 attempts (8 for 27 at home, 13 for 29 on the road)

OPPONENT PENALTY SHOTS

PLAYER	OPPONENT	DATE	GOALTENDER	RESULT
Bill Collins	VS. MIN	12/23/67	Binkley	No Goal
Ralph Stewart	@ NYI	3/5/74	Brown	No Goal
Dave Keon	@ TOR	3/20/74	Inness	GOAL
Bill Goldsworthy	@ NYR	11/14/76	Wilson	No Goal
Alain Daigle	VS. CHI	11/21/76	Wilson	No Goal
Al MacAdam	VS. CLE	12/16/76	Herron	GOAL
Orest Kindrachuk	VS. PHI	10/15/77	Wilson	GOAL
Ilkka Sinisalo	VS. PHI	10/11/81	Harrison	GOAL
Bob Bourne	@ NYI	2/17/83	Herron	No Goal
Dino Ciccarelli	@ MIN	3/16/83	Herron	No Goal
Tony Currie	@ HFD	3/17/84	Herron	No Goal
Michel Goulet	@ QUE	12/29/84	Herron	No Goal
Dave Williams	@ LA	1/21/87	Romano	No Goal
Alan Kerr	@ NYI	2/26/87	Riggin	No Goal
Doug Gilmour	VS. STL	3/1/87	Riggin	No Goal
Michel Goulet	VS. QUE	3/12/87	Riggin	No Goal
Mark Johnson	@ NJ	10/9/87	Riggin	No Goal
Dave Tippet	@ HFD	1/9/88	Meloche	No Goal
Doug Smail	VS. WPG	10/10/89	Barrasso	No Goal
Dale Hunter	VS. WSH	12/16/89	Young	No Goal
Tomas Sandstrom	VS. LA	2/10/90	Young	GOAL

PLAYER	OPPONENT	DATE	GOALTENDER	RESULT
Scott Pearson	VS. QUE	3/16/90	Barrasso	GOAL
Darren Turcotte	@ NYR	12/29/91	Young	No Goal
Joe Nieuwendyk	@ CGY	1/23/93	Wregget	No Goal
Scott Niedermayer	@ NJ	2/7/96	Wregget	No Goal
Robert Reichel	@ CGY	10/24/96	Barrasso	GOAL
Sami Kapanen	VS. CAR	1/7/99	Barrasso	No Goal
Doug Gilmour	VS. CHI	10/16/99	Skudra	No Goal
Teemu Selanne	@ ANA	10/27/99	Aubin	No Goal
Keith Tkachuk	@ PHX	1/12/00	Aubin	GOAL
Tim Connolly	@ NYI	3/21/00	Aubin	GOAL
Martin Rucinsky	@ MTL	2/28/01	Aubin	No Goal
Marian Hossa	VS. OTT	10/16/01	Hedberg	No Goal
Mike Modano	VS. DAL	10/24/01	Hedberg	No Goal
Esa Pimes	VS. LA	10/10/03	Fleury	No Goal
Marian Gaborik	VS. MIN	11/19/03	Caron	GOAL
Erik Cole	@ CAR	11/29/03	Caron	No Goal
Dan Boyle	VS. TB	1/27/04	Fleury	No Goal
Chad Kilger	VS. TOR	3/19/06	Fleury	GOAL
Sean Bergenheim	@ NYI	3/31/06	Caron	No Goal
Miroslav Satan	VS. NYI	4/17/06	Fleury	No Goal
Alexander Semin	VS. WSH	2/18/07	Thibault	No Goal

Opponents have scored on 11 of 42 attempts (7 of 21 in Pittsburgh, 4 of 21 on the road)

SHUTOUTS

PLAYER	DATE	OPP.	SCORE	SAVES
1967-68 (7)				
Les Binkley	11/4	@ CAL	1-0	31
Hank Bassen	11/15	VS. PHI	5-0	27
Les Binkley (2)	12/23	VS. MIN	4-0	23
Les Binkley (3)	12/27	VS. CAL	0-0	24
Les Binkley (4)	1/28	@ BOS	1-0	33
Les Binkley (5)	2/1	@ STL	2-0	22
Les Binkley (6)	3/30	@ PHI*	2-0	23

* = Game Played In Quebec City

1968-69 (2)				
Joe Daley	2/19	VS. BOS	3-0	41
Joe Daley (2)	3/23	VS. MIN	5-0	32

1969-70 (5)				
Les Binkley (7)	11/12	@ TOR	3-0	31
Les Binkley (8)	12/10	@ LA	2-0	29
Al Smith	2/26	@ LA	1-0	30
Al Smith (2)	3/8	@ NYR	0-0	33
Les Binkley (9)	3/25	VS. MIN	2-0	25

1970-71 (4)				
Les Binkley (10)	10/17	VS. PHI	0-0	24
Al Smith (3)	12/8	VS. TOR	4-0	29
Les Binkley (11)	3/3	VS. MTL	4-0	33
Al Smith (4)	3/13	VS. MIN	0-0	20

1971-72 (1)				
Jim Rutherford	2/17	@ BUF	2-0	23

1972-73 (5)				
Denis Herron	10/17	@ NYI	5-0	24
Denis Herron (2)	10/24	@ VAN	4-0	23
Jim Rutherford (2)	1/20	VS. BOS	3-0	26
Jim Rutherford (3)	2/20	@ NYI	4-0	34
Jim Rutherford (4)	2/24	VS. CHI	2-0	32

1973-74 (1)				
Andy Brown	3/24	VS. DET	8-0	23

1974-75 (2)				
Gary Inness	11/17	VS. WSH	6-0	26
Gary Inness (2)	11/23	VS. LA	0-0	30

1975-76 (2)				
Michel Plasse	3/6	VS. MIN	5-0	18
Michel Plasse (2)	3/28	VS. DET	3-0	29

PLAYER	DATE	OPP.	SCORE	SAVES
1976-77 (6)				
Dunc Wilson	11/13	VS. PHI	1-0	25
Dunc Wilson (2)	11/21	VS. CHI	5-0	25
Dunc Wilson (3)	1/19	@ VAN	3-0	21
Dunc Wilson (4)	1/27	@ NYR	3-0	30
Dunc Wilson (5)	2/3	@ CLE	0-0	22
Denis Herron (3)	3/6	VS. COL	3-0	32

1977-78 (0)				
--------------------	--	--	--	--

1978-79 (2)				
Greg Millen	12/3	VS. STL	3-0	33
Greg Millen (2)	1/16	VS. MIN	5-0	25

1979-80 (3)				
Greg Millen (3)	12/19	@ CHI	0-0	29
Rob Holland	3/2	VS. NYI	0-0	24
Greg Millen (4)	3/30	VS. WSH	4-0	28

1980-81 (0)				
--------------------	--	--	--	--

1981-82 (1)				
Gary Edwards	3/21	@ COL	6-0	28

1982-83 (1)				
Denis Herron (4)	12/4	VS. PHI	0-0	34

1983-84 (2)				
Denis Herron (5)	10/14	@ WSH	4-0	29
Roberto Romano	2/1	VS. MIN	4-0	34

1984-85 (2)				
Roberto Romano (2)	12/28	VS. HFD	4-0	34
Denis Herron (6)	3/16	VS. NYR	5-0	26

1985-86 (2)				
Roberto Romano (3)	12/2	@ NYR	6-0	40
Roberto Romano (4)	2/8	VS. NJ	4-0	27

1986-87 (1)				
Meloche/Romano	1/23	@ VAN	6-0	30

(Romano replaced Meloche at 10:11)

1987-88 (2)				
Frank Pietrangelo	2/4	VS. MIN	1-0	31
Steve Guenette	3/19	VS. PHI	7-0	38

PLAYER	DATE	OPP.	SCORE	SAVES
1988-89 (0)				
1989-90 (1)				
Wendell Young	11/14	VS. NYR	6-0	25
1990-91 (1)				
Tom Barrasso	12/28	VS. DET	5-0	27
1991-92 (1)				
Tom Barrasso (2)	12/5	@ SJ	8-0	39
1992-93 (5)				
Tom Barrasso (3)	11/3	VS. NYI	2-0	19
Tom Barrasso (4)	11/21	VS. NJ	2-0	29
Tom Barrasso (5)	12/23	@ PHI	4-0	20
Wregget/Barrasso	2/28	VS. BOS#	4-0	28
<i>(Barrasso replaced Wregget at 55:18, # = Game Played in Atlanta)</i>				
Tom Barrasso (6)	2/10	@ NYR	3-0	30
1993-94 (3)				
Ken Wregget	1/27	VS. QUE	3-0	38
Tom Barrasso (7)	2/13	@ PHI	3-0	22
Tom Barrasso (8)	4/11	@ OTT	4-0	32
1994-95 (0)				
1995-96 (5)				
Ken Wregget (2)	11/1	VS. TB	10-0	27
Ken Wregget (3)	11/18	VS. WSH	3-0	32
Ken Wregget (4)	12/9	VS. HFD	6-0	35
Tom Barrasso (9)	1/17	@ BUF	1-0	31
Tom Barrasso (10)	2/16	@ WPG	1-0	32
1996-97 (5)				
Ken Wregget (5)	11/12	VS. BUF	3-0	25
Patrick Lalime	12/13	@ SJ	4-0	20
Ken Wregget (6)	12/19	@ STL	4-0	25
Patrick Lalime (2)	12/28	VS. BUF	2-0	21
Patrick Lalime (3)	1/15	@ HFD	3-0	31
1997-98 (7)				
Tom Barrasso (11)	10/14	@ NYR	1-0	36
Tom Barrasso (12)	11/15	@ TOR	5-0	20
Tom Barrasso (13)	11/20	@ OTT	2-0	27
Tom Barrasso (14)	12/1	@ MTL	1-0	25
Tom Barrasso (15)	12/10	@ ANA	3-0	28
Tom Barrasso (16)	1/20	VS. OTT	0-0	35
Tom Barrasso (17)	3/22	@ DAL	0-0	28

PLAYER	DATE	OPP.	SCORE	SAVES
1998-99 (9)				
Peter Skudra	10/26	@ TOR	2-0	27
J. S. Aubin	11/7	VS. BOS	0-0	18
Tom Barrasso (18)	11/14	VS. FLA	4-0	23
Tom Barrasso (19)	12/19	VS. WSH	3-0	24
Peter Skudra (2)	1/28	VS. TOR	6-0	21
Tom Barrasso (20)	2/5	VS. FLA	3-0	29
Peter Skudra (3)	3/13	VS. PHI	4-0	24
J. S. Aubin (2)	3/17	@ TB	2-0	16
Tom Barrasso (21)	4/11	@ DET	3-0	20
1999-00 (4)				
Tom Barrasso (22)	11/26	VS. OTT	5-0	20
J. S. Aubin (3)	12/9	VS. WSH	3-0	24
Peter Skudra (4)	12/21	@ NYI	4-0	21
J. S. Aubin (4)	2/14	VS. VAN	3-0	37
2000-01 (3)				
Garth Snow	11/24	@ PHI	1-0	36
Garth Snow (2)	12/27	VS. TOR	5-0	40
Garth Snow (3)	1/21	@ CHI	4-0	24
2001-02 (6)				
Johan Hedberg	10/18	@ OTT	3-0	29
Johan Hedberg (2)	11/17	VS. NYR	1-0	26
Johan Hedberg (3)	11/27	VS. NJ	6-0	39
Johan Hedberg (4)	12/4	@ TOR	1-0	27
Johan Hedberg (5)	1/10	@ BUF	2-0	36
Johan Hedberg (6)	1/19	@ EDM	1-0	25
2002-03 (4)				
J. S. Aubin (5)	10/12	VS. NYR	6-0	30
Johan Hedberg (7)	12/21	VS. CGY	2-0	23
Sebastien Caron	1/15	@ CAR	2-0	26
Sebastien Caron (2)	1/21	@ BUF	0-0	34
2003-04 (3)				
Marc-Andre Fleury	10/30	@ CHI	1-0	20
Sebastien Caron (3)	12/29	VS. CHI	1-0	31
J. S. Aubin (6)	3/9	VS. DAL	4-0	45
2005-06 (2)				
Marc-Andre Fleury (2)	3/12	VS. PHI	2-0	22
Sebastian Caron (4)	3/31	@ NYI	4-0	29

PLAYER	DATE	OPP.	SCORE	SAVES
2006-07 (6)				
Marc-Andre Fleury (3)	10/5	VS. PHI	4-0	40
Marc-Andre Fleury (4)	1/2	VS. CAR	3-0	31
Marc-Andre Fleury (5)	1/30	VS. FLA	3-0	32
Marc-Andre Fleury (6)	2/3	VS. WSH	2-0	30
Jocelyn Thibault (1)	3/14	@ NJ	3-0	25
Marc-Andre Fleury (7)	3/25	VS. BOS	5-0	29

2007-08 (8)				
Marc-Andre Fleury (8)	10/23	VS. NYR	1-0	36
Dany Sabourin (1)	11/5	@ NJ	5-0	20
Marc-Andre Fleury (9)	11/24	VS. ATL	5-0	28
Ty Conklin	12/29	VS. BUF	2-0	26
Ty Conklin	1/5	VS. FLA	3-0	35
Dany Sabourin (2)	1/19	@ MTL	2-0	31
Marc-Andre Fleury (10)	3/4	@ TB	2-0	35

PLAYER	DATE	OPP.	SCORE	SAVES
Marc-Andre Fleury (11)	3/25	@ NJ	2-0	31
2008-09 (4)				
Marc-Andre Fleury (12)	12/26	@ NJ	1-0	37
Marc-Andre Fleury (13)	1/18	VS. NYR	3-0	33
Marc-Andre Fleury (14)	2/25	VS. NYI	1-0	21
Marc-Andre Fleury (15)	3/25	VS. CGY	2-0	31

TOTAL - 128	HOME - 73	ROAD - 55
MOST ALL-TIME - Tom Barrasso (22)		
MOST ONE YEAR (Ind.) - Tom Barrasso (7) 1997-98		
MOST ONE YEAR (Team) - 9 in 1998-99		

SHUTOUTS AGAINST

PLAYER	DATE	OPP.	SCORE	SAVES
1967-68 (5)				
Doug Favell	10/17	@ PHI	1-0	17
Gary Smith	12/27	VS. CAL	0-0	34
Bruce Gamble	1/13	@ TOR	7-0	33
Ed Giacomin	3/17	@ NYR	3-0	20
Cesare Maniago	3/23	@ MIN	3-0	31

1968-69 (8)				
Bernie Parent	10/17	@ PHI	3-0	20
Doug Favell (2)	11/9	VS. PHI	3-0	37
Gerry Desjardins	1/18	@ LA	4-0	30
Bruce Gamble (2)	1/25	VS. TOR	2-0	30
Glen Hall	2/12	@ STL	2-0	19
Lorne Worsley	2/16	VS. MTL	4-0	36
Roy Edwards	2/20	@ DET	3-0	26
Ed Johnston	3/2	@ BOS	4-0	19

1969-70 (14)				
Gerry Cheevers	10/19	@ BOS	4-0	26
Gerry Desjardins (2)	10/22	@ LA	2-0	25
Ernie Wakely	11/13	@ STL	4-0	25
Jacques Plante	11/19	VS. STL	4-0	18
Bruce Gamble (3)	12/6	@ TOR	5-0	25
Bernie Parent (2)	12/21	@ PHI	4-0	28
Tony Esposito	12/27	VS. CHI	3-0	30

PLAYER	DATE	OPP.	SCORE	SAVES
Ernie Wakely (2)	1/3	@ STL	6-0	26
Tony Esposito (2)	1/14	@ CHI	5-0	28
Bruce Gamble (4)	1/17	@ TOR	4-0	38
Terry Sawchuk	2/1	@ NYR	6-0	29
Gerry Cheevers (2)	2/14	VS. BOS	3-0	35
Ed Giacomin (2)	3/8	@ NYR	0-0	25
Ed Giacomin (3)	3/18	VS. NYR	2-0	30

1970-71 (7)				
Bernie Parent (3)	10/17	VS. PHI	0-0	30
Ernie Wakely (3)	11/19	VS. STL	1-0	20
Cesare Maniago (2)	12/12	VS. MIN	1-0	35
Tony Esposito (3)	2/7	@ CHI	1-0	28
Ed Giacomin (4)	2/20	VS. NYR	1-0	37
Ed Giacomin (5)	2/27	VS. NYR	4-0	26
Cesare Maniago (3)	3/13	VS. MIN	0-0	31

1971-72 (6)				
Cesare Maniago (4)	10/28	@ MIN	2-0	35
Gary Smith (2)	1/8	VS. CHI	4-0	24
Ernie Wakely (3)	1/22	@ STL	1-0	25
Bruce Gamble (5)	1/30	@ PHI	4-0	33
Cesare Maniago (5)	2/20	@ MIN	2-0	40
Bernie Parent (4)	2/23	@ TOR	2-0	34

PLAYER	DATE	OPP.	SCORE	SAVES
1972-73 (3)				
Roger Crozier	11/12	@ BUF	1-0	18
Low/Plante	12/29	VS. TOR	4-0	42
Ed Giacomin (6)	1/7	@ NYR	3-0	24
1973-74 (7)				
Bernie Parent (5)	10/27	VS. PHI	6-0	23
Dunc Wilson	11/3	@ TOR	6-0	33
Bernie Parent (6)	11/4	@ PHI	7-0	29
Ed Giacomin (7)	11/18	VS. NYR	7-0	33
Doug Grant	12/15	VS. DET	2-0	36
Rogie Vachon	1/16	VS. LA	2-0	34
Rogie Vachon (2)	1/26	VS. LA	2-0	25
1974-75 (6)				
Rogie Vachon (3)	10/28	@ LA	2-0	23
Rogie Vachon (4)	11/23	VS. LA	0-0	32
Bernie Parent (7)	12/22	@ PHI	4-0	24
Bernie Parent (8)	3/13	@ PHI	6-0	22
Rogie Vachon (5)	3/22	@ LA	4-0	31
Ken Dryden	4/2	@ MTL	6-0	23
1975-76 (2)				
Rogie Vachon (6)	10/30	@ LA	4-0	21
Gerry Desjardins (3)	1/11	@ BUF	6-0	28
1976-77 (7)				
Bernie Parent (9)	10/28	@ PHI	3-0	21
Gerry Cheevers (3)	11/24	VS. BOS	4-0	34
Wayne Thomas	1/11	VS. TOR	2-0	30
Gerry Edwards	2/3	@ CLE	0-0	22
Rogie Vachon (7)	3/2	VS. LA	5-0	26
Wayne Stephenson	3/14	@ PHI	4-0	22
Gilles Gilbert	3/27	@ BOS	3-0	11
1977-78 (2)				
Bernie Parent (10)	10/28	@ PHI	11-0	20
Dan Bouchard	1/18	@ ATL	1-0	25
1978-79 (4)				
Dan Bouchard (2)	11/3	@ ATL	2-0	25
Michel Larocque	2/22	@ MTL	12-0	25
Mario Lessard	3/7	VS. LA	4-0	26
Mike Palmateer	3/11	@ TOR	4-0	39

PLAYER	DATE	OPP.	SCORE	SAVES
1979-80 (6)				
Tony Esposito (4)	12/19	@ CHI	0-0	37
Pete Peeters	2/2	VS. PHI	4-0	30
Don Edwards	2/7	@ BUF	9-0	25
Michel Dion	2/24	@ QUE	2-0	33
Glenn Resch	3/2	VS. NYI	0-0	22
Bill McKenzie	3/28	@ COL	5-0	30
1980-81 (1)				
Pete Peeters (2)	1/21	VS. PHI	5-0	33
1981-82 (1)				
Pat Riggин	1/16	@ CGY	4-0	29
1982-83 (3)				
Billy Smith	10/14	@ NYI	9-0	30
Pelle Lindberg	12/4	VS. PHI	0-0	24
Markus Mattson	1/12	VS. MIN	7-0	40
1983-84 (4)				
Al Jensen	10/25	VS. WSH	1-0	26
Mike Liut	12/13	@ STL	2-0	16
Tony Esposito (5)	1/15	@ CHI	2-0	35
Pat Riggин (2)	3/24	@ WSH	6-0	18
1984-85 (2)				
Kelly Hrudey	2/2	VS. NYI	4-0	26
Bob Janecyk	3/5	@ LA	6-0	21
1985-86 (1)				
Kelly Hrudey (2)	1/9	@ NYI	9-0	27
1986-87 (2)				
Darren Elliot	12/17	@ LA	3-0	26
Glen Hanlon	1/18	VS. DET	1-0	36
1987-88 (3)				
Allan Bester	10/29	VS. TOR	8-0	26
Kirk McLean	2/17	@ VAN	5-0	27
Sean Burke	3/29	@ NJ	4-0	25
1988-89 (1)				
Pete Peeters (3)	1/2	@ WSH	8-0	14

PLAYER	DATE	OPP.	SCORE	SAVES
1989-90 (0)				
1990-91 (0)				
1991-92 (3)				
Don Beaupre	10/29	VS. WSH	8-0	26
Craig Billington	1/2	@ NJ	4-0	16
Bob Essensa	1/28	VS. WPG	4-0	38
1992-93 (2)				
Tim Chevalde	11/13	@ DET	8-0	26
John Blue	1/14	@ BOS	7-0	21
1993-94 (0)				
1994-95 (1)				
John Vanbiesbrouck	3/26	@ FLA	2-0	24
1995-96 (2)				
Jocelyn Thibault	12/23	@ MTL	1-0	29
Chris Osgood	2/3	@ DET	3-0	23
1996-97 (1)				
Mike Richter	3/24	@ NYR	3-0	34
1997-98 (6)				
Andy Moog	10/8	VS. MTL	3-0	26
Martin Brodeur	12/4	VS. NJ	4-0	28
Andy Moog (2)	12/27	VS. MTL	1-0	19
Damien Rhodes	1/20	VS. OTT	0-0	23
Dominik Hasek	3/15	@ BUF	3-0	22
Ed Belfour	3/22	@ DAL	0-0	20
1998-99 (3)				
Darren Pupa	10/21	@ TB	5-0	28
Byron Dafoe	1/7	VS. BOS	0-0	26
Jamie Storr	12/22	VS. LA	3-0	25
1999-00 (2)				
Jeff Hackett	3/8	VS. MTL	3-0	24
Patrick Lalime	3/9	@ OTT	7-0	16

PLAYER	DATE	OPP.	SCORE	SAVES
2000-01 (1)				
Martin Brodeur (2)	10/28	VS. NJ	9-0	21
2001-02 (10)				
Curtis Joseph	10/27	@ TOR	4-0	23
Brian Boucher	10/31	@ PHI	3-0	27
Roberto Luongo	11/7	@ FLA	2-0	17
Tomas Vokoun	11/23	@ NAS	5-0	27
Evgeni Nabokov	11/29	@ SJ	5-0	38
Tom Barrasso	12/16	VS. CAR	7-0	11
Martin Brodeur (3)	12/26	@ NJ	4-0	20
Jecelyn Thibault (2)	1/6	@ CHI	2-0	22
Jose Theodore	2/7	@ MTL	1-0	30
Jose Theodore (2)	4/1	VS. MTL	3-0	28
2002-03 (10)				
Ed Belfour (2)	10/10	VS TOR	6-0	33
J. S. Giguere	12/15	@ ANA	5-0	19
Roberto Luongo (2)	1/18	@ FLA	3-0	35
Martin Biron	1/21	@ BUF	0-0	23
Roberto Luongo (3)	2/6	VS FLA	6-0	28
Patrick Lalime (2)	2/12	VS. OTT	3-0	20
Mike Dunham	2/14	@ NYR	1-0	26
Tomas Vokoun (2)	2/27	@ NAS	6-0	22
Kevin Weekes	3/6	VS CAR	4-0	21
Roman Cechmanek	3/29	@ PHI	3-0	20
2003-04 (7)				
Cristobal Huet	10/10	VS. LA	3-0	11
Nikolai Khabibulin	11/8	@ TB	9-0	15
Corey Schwab	12/27	VS. NJ	2-0	21
Mikael Tellqvist	1/15	VS. TOR	5-0	25
Jose Theodore (3)	1/10	VS. MTL	8-0	25
Scott Clemmensen	1/20	VS. NJ	3-0	25
Roberto Luongo (3)	2/20	@ FLA	2-0	34
2005-06 (5)				
Mike Dunham (2)	11/9	@ ATL	5-0	26
Manny Fernandez	12/8	VS. MIN	5-0	22
Curtis Sanford	12/13	@ STL	3-0	21
Mikael Tellqvist	3/19	VS. TOR	1-0	21
Sean Burke	4/8	@ TB	1-0	25

PLAYER	DATE	OPP.	SCORE	SAVES
2006-07 (3)				
Dominik Hasek	10/7	VS. DET	2-0	13
Martin Brodeur (4)	12/26	@ NJ	3-0	26
Martin Brodeur (5)	2/27	VS. NJ	1-0	31
2007-08 (3)				
Henrik Lundqvist	12/18	@ NYR	4-0	18
John Halmqvist	1/18	VS. TB	3-0	27
Martin Biron	4/6	@ PHI	2-0	20
2008-09 (3)				
Mike Smith	12/22	VS. TB	2-0	15
Henrik Lundqvist	1/5	VS. NYR	4-0	27
Ty Conklin	2/8	VS. DET	3-0	25

TOTAL - 157
AT PITTSBURGH - 63
ON THE ROAD - 94

MOST SHUTOUTS AGAINST - Bernie Parent (10)
 MOST ONE YEAR (Ind.) - Rogie Vachon (3) 1974-75
 MOST ALL TIME (Team) - Philadelphia (18)
 MOST ONE YEAR (Team) - NYR, STL & LA (3)
 1969-70, 1969-70 & 1974-75

FASTEST GOALS

TEAMS

FASTEST TWO GOALS

BOTH TEAMS	0:04	Wayne Bianchin (Pittsburgh) & Guy Chouinard (Atlanta), March 15, 1977 at Atlanta in a 7-3 Flames win. (NHL Record)
PENGUINS	0:06	Paul Coffey & Troy Loney, Feb. 22, 1990 vs. NY Islanders in a 4-3 Pittsburgh win.
	0:06	Mark Recchi and John Cullen, Feb. 16, 1990 at Winnipeg in a 3-3 tie.
OPPONENTS	0:06	Guy Lafleur and Steve Shutt (Montreal), April 2, 1975 at Montreal in a 6-0 Canadiens win.
	0:06	Sylvain Turgeon (2) (Hartford), March 28, 1987 at Hartford in a 5-4 Whalers win.
	0:06	Rick Tocchet & Jeremy Roenick (Phoenix), Jan. 13, 1999 at Phoenix in a 5-3 Coyotes win.

FASTEST THREE GOALS

BOTH TEAMS	0:30	Mario Lemieux (2) & Al Iafrate (Toronto), Oct. 17, 1989 vs. Toronto
PENGUINS	0:27	Al McDonough, Ken Schinkel & Ron Schock, Nov. 22, 1972 vs. St. Louis in a 10-4 Pittsburgh win.
OPPONENTS	0:21	Micheal Pivonka & Steve Leach (2), Nov. 25, 1990 at Washington in a 7-3 Capitals win.

FASTEST FOUR GOALS

BOTH TEAMS	1:17	Pierre Larouche (Pittsburgh), Guy Lafleur (2) & Pete Mahovlich (Montreal), Jan. 26, 1975 at Montreal in a 7-2 Canadiens win.
PENGUINS	1:39	Alexei Kovalev (2) Jaromir Jagr & Stu Barnes, Dec. 12, 1998 at St. Louis in a 4-3 Pittsburgh win.
OPPONENTS	1:22	Bobby Clarke, Ilkka Sinisalo, Reggie Leach & Ken Linseman (Philadelphia), Oct. 11, 1981 at Philadelphia in an 8-2 Flyers win.

FASTEST FIVE GOALS

BOTH TEAMS	3:34	Paul Reinhart, Jyrki Lumme, Greg Adams (Vancouver), Bob Errey & Tony Tanti (Pittsburgh), Mar. 11, 1990 at Vancouver in a 5-3 Canucks win.
PENGUINS	2:07	Bryan Hextall, Jean Pronovost, Al McDonough, Ken Schinkel & Ron Schock, Nov. 22, 1972 vs. St. Louis in a 10-4 Penguins win.
OPPONENTS	2:37	Duane Sutter (2), Bryan Trottier (2) & John Tonelli (NY Islanders), Jan. 26, 1982 at New York in a 9-2 Islanders win.

FASTEST GOAL, START OF GAME

PENGUINS	0:06	Jean Pronovost, Mar. 25, 1976 at St. Louis in a 5-2 Blues win.
OPPONENTS	0:09	Ross Lonsberry (Philadelphia), Oct. 20, 1977 at Philadelphia in an 11-0 Flyers win.

FASTEST GOAL, START OF SECOND PERIOD

PENGUINS	0:07	Lowell MacDonald, Feb. 10, 1973 at Boston in a 6-3 Bruins win.
OPPONENTS	0:07	Joey Johnston (California), Oct. 20, 1973 at Pittsburgh in a 5-3 Penguins win.
	0:07	Stan Gilbertson (Washington), Nov. 12, 1975 at Washington in a 6-6 tie.

FASTEST GOAL, START OF THIRD PERIOD

PENGUINS	0:11	Martin Straka, Oct. 18, 2003 vs. Detroit in a 4-3 Penguins win.
OPPONENTS	0:13	Jannie Ojanen (New Jersey), Oct. 24, 1992 at New Jersey in a 4-3 Penguins win.

FASTEST GOAL, OVERTIME

PENGUINS	0:13	Kevin Stevens, Mar. 21, 1991 vs. NY Rangers in a 5-4 win.
OPPONENTS	0:08	Tony Amonte (NY Rangers), Feb. 21, 1994 at New York in a 4-3 Rangers win.

EARLIEST WINNING GOAL

PENGUINS	0:32	Martin Straka, Mar. 13, 1999 vs. Philadelphia in a 4-0 win.
OPPONENTS	0:09	Ross Lonsberry (Philadelphia), Oct. 9, 1983 at Philadelphia in an 11-0 Flyers win.

FASTEST TWO GOALS FROM START OF GAME

PENGUINS	0:29	George Ferguson & Greg Malone, Dec. 6, 1980 vs. Chicago in a 6-4 Penguins win.
OPPONENTS	0:40	Tim Kerr & Bill Barber (Philadelphia), Oct. 9, 1983 at Philadelphia in a 7-1 Flyers win.

INDIVIDUALS

FASTEST TWO GOALS

PENGUINS	0:07	Martin Straka, Feb. 11, 2000 vs. Edmonton (Tommy Salo) in a 2-2 tie.
	0:07	Wally Boyer, Mar. 5, 1970 at Detroit (Roy Edwards) in a 5-3 Red Wings win.
OPPONENTS	0:06	Sylvain Turgeon (Hartford), Mar. 28, 1987 at Hartford (Pat Riggin) in a 5-4 Whalers win.

FASTEST TWO ASSISTS

PENGUINS	0:07	Ron Schock, Mar. 5, 1970 at Detroit on two goals by Wally Boyer in a 5-3 Red Wings win.
OPPONENTS	0:06	Pete Mahovlich (Montreal), April 2, 1975 at Montreal on goals by Guy Lafleur and Steve Shutt in a 6-0 Canadiens win.

FASTEST THREE GOALS

PENGUINS	4:10	Nils Ekman, Nov. 8, 2006 vs. Tampa Bay (Johan Holmqvist) in a 4-3 Penguins loss.
OPPONENTS	1:18	Derek King (NY Islanders), Oct. 15, 1991 at New York (Tom Barrasso) in a 7-6 Penguins overtime victory.

FASTEST FOUR GOALS

PENGUINS	14:54	Mario Lemieux, Jan. 26, 1997 at Montreal (Jocelyn Thibault) in a 5-2 Penguins win.
OPPONENTS	34:40	Stan Gilbertson (Washington), April 6, 1975 at Washington (Bob Johnson) in an 8-4 Capitals win.

DRAFT PICKS ALL-TIME

1967 EXPANSION DRAFT

Joe Daley	G	Detroit
Roy Edwards	G	Chicago
Earl Ingarfield	C	NY Rangers
Al MacNeil	D	NY Rangers
Larry Jeffrey	LW	Toronto
(Traded to NY Rangers for George Konik, Paul Andrea, Dunc McCallum and Frank Francis)		
Ab McDonald	LW	Detroit
Leo Boivin	D	Detroit
Noel Price	D	Montreal
Keith McCreary	LW	Montreal
Ken Schinkel	RW	NY Rangers
Bob Dillabough	C	Boston
Art Stratton	C	Chicago
Val Fonteyne	LW	Detroit
Jeannot Gilbert	C	Boston
Tom McCarthy	LW	Montreal
Bill Dea	LW	Chicago
Bob Rivard	LW	Montreal
Mel Pearson	LW	Chicago
Andy Bathgate	RW	Detroit
Les Hunt	D	NY Rangers

1967

1/2	Steve Rexe	G	Belleville
2/11	Bob Smith	C	S.S. Marie

1968

1/4	Garry Swain	C	Niagara Falls
2/14	Ron Snell	RW	Regina
3/21	Dave Simpson	D	Port Arthur Marrs

1969

1/4	Traded to Boston for Jean Pronovost and John Arbour		
2/15	Rick Kessell	C	Oshawa
3/26	Michel Briere	C	Shawinigan
4/38	Yvon Labre	D	Toronto
5/50	Rusty Patenaude	RW	Calgary
6/62	Paul Hoganson	G	Toronto
7/73	Traded to St. Louis for cash		
8/79	Traded to Montreal for cash		

1970 INTRA-LEAGUE DRAFT

1/7	Lowell MacDonald	RW	Springfield
-----	------------------	----	-------------

1970

1/7	Greg Polis	LW	Estevan
2/21	John Stewart	LW	Flin Flon
3/35	Larry Bignell	D	Edmonton
4/49	Connie Forey	LW	Ottawa
5/63	Steve Cardwell	LW	Oshawa
6/77	Bob Fitchner	C	Brandon
7/90	Jim Pearson	D	St. Catherines
8/102	Cam Newton	G	Kitchener
9/110	Ron Lemieux	D	Dauphin

1971

1/4	Traded to St. Louis with Lou Angotti for Ron Schock, Craig Cameron and 1972 second-round choice		
2/18	Brian McKenzie	LW	St. Cahterines
3/32	Joe Norris	D	Toronto
4/46	Gerry Methe	LW	Oshawa
5/60	Dave Murphy	G	North Dakota
6/74	Ian Williams	RW	Notre Dame
7/88	Doug Elliott	D	Harvard
8/102	Traded to Vancouver for 1972 NHL Expansion Draft protection		

1972

1/4	Traded to Minnesota for Bob Woytowich		
2/24	Jack Lynch	D	Oshawa
2/30	Bernie Lukowich	RW	New Westminster
(Choice acquired from St. Louis with Ron Schock and Craig Cameron for Lou Angotti and 1971 first-round choice)			
3/40	Denis Herron	G	Trois Rivieres
4/56	Ron Lalonde	C	Peterborough
5/72	Brian Walker	C	Calgary
6/88	Jeff Ablett	LW	Medicine Hat
7/104	D'Arcy Keating	D	Notre Dame
8/120	Yves Bergeron	RW	Shawinigan
9/136	Jay Babcock	LW	London
9/149	Don Atchison	G	Saskatoon

1973

1/7	Blaine Stoughton	RW	Flin Flon
2/23	Wayne Bianchin	LW	Flin Flon
2/27	Colin Campbell	D	Peterborough
(Choice acquired from Detroit with 1974 second-round pick for Roy Edwards)			
3/39	Traded to Detroit for Andy Brown and cash		
4/55	Dennis Owchar	D	Toronto
5/71	Guido Tenesi	D	Oshawa

6/87	Don Seiling	LW	Oshawa	1/11	Traded to Kansas City with Steve Durbano and Chuck Arnason for Simon Nolet, Ed Gilbert and 1976 first-round pick.		
7/103	Terry Ewasiuk	LW	Victoria	2/19	Greg Malone	C	Oshawa
8/119	Fred Comrie	C	Edmonton	(Choice acquired from Washington for Bob Paradise)			
9/134	Gord Lane	D	New Westminster	2/29	Peter Marsh	RW	Sherbrooke
10/150	Randy Aimoe	D	Medicine Hat	3/47	Morris Lukowich	LW	Medicine Hat
11/164	Don McLeod	C	Saskatoon	4/65	Greg Redquest	G	Oshawa

1974

1/8	Pierre Larouche	C	Sorel
2/26	Traded to St. Louis with Bryan Watson and Greg Polis for Bob Kelly, Steve Durbano and Ab DeMarco		
2/27	Jacques Cossette	RW	Sorel
(Choice acquired from Detroit for Roy Edwards)			
3/44	Choice traded to Detroit with Hank Nowak for Nelson Debenedet		
4/62	Mario Faubert	D	St. Louis Univ.
5/80	Bruce Abehart	G	London
6/98	William Schneider	LW	U. of Minnesota
7/116	Robbie Laird	LW	Regina
8/133	Larry Finck	D	St. Catherines
9/150	Jim Chicoyne	D	Brandon
10/166	Rick Uhrich	RW	Regina
11/181	Serge Gamelin	RW	Sorel
12/195	Richard Perron	D	Quebec
13/206	Richard Hindmarch	RW	Calgary Univ.
14/216	William Davis	D	Colgate Univ.
15/223	J.D. Mathers	D	Northeastern

1975

1/13	Gordon Laxton	G	New Westminster
2/31	Russ Anderson	D	U. of Minnesota
3/49	Paul Baxter	D	Winnipeg
4/67	Stu Younger	LW	Michigan Tech
5/85	Kim Clackson	D	Victoria
6/103	Pete Morris	LW	Victoria
7/121	Mike Will	C	Edmonton
8/139	Tapio Levo	D	Assat Pori
9/155	Byron Shutt	LW	Bowling Green
10/170	Frank Salive	G	Peterborough
11/185	John Glynne	D	Vermont Univ.
12/196	Lex Hudson	D	Denver Univ.
13/202	Dan Tsubouchi	RW	St. Louis Univ.
14/206	Bronislav Stankovsky	LW	Fargo-Moorehead
15/217	Kelly Secord	RW	New Westminster

1976

1/2	Blair Chapman	RW	Saskatoon
(Choice acquired from Kansas City with Simon Nolet and Ed Gilbert for Steve Durbano, Chuck Arnason and 1976 first-round pick)			

1977

1/12	Traded to Toronto with Blaine Stoughton for Rick Kehoe		
2/30	Jim Hamilton	RW	London
3/48	Kim Davis	C	Flin Flon
4/66	Mark Johnson	C	U. of Wisconsin
5/84	Traded to Los Angeles for Mike Corrigan		
6/102	Greg Millen	G	Peterborough
8/135	Traded to Philadelphia with Gary Inness, 1977 ninth-round pick, 1977 10th-round pick, 1977 11th-round pick and 1977 12th-round pick for Bobby Taylor and Ed Van Impe		
9/150	Traded to Philadelphia (see above)		
10/158	Traded to Philadelphia		
11/165	Traded to Philadelphia		
12/172	Traded to Philadelphia		

1978

1/6	Traded to Philadelphia with a 1978 eighth-round draft choice for Orest Kindrachuk, Ross Lonsberry & Tom Bladon		
2/25	Mike Meeker	RW	Peterborough
3/42	Traded to Montreal for Don Awrey		
4/59	Traded to NY Rangers for Dunc Wilson		
4/61	Shane Pearsall	LW	Ottawa
(Choice acquired from Los Angeles with Dave Schultz and Gene Carr for Syl Apps and Hartland Monohan)			
5/75	Rob Garner	C	Toronto
6/92	Traded to Toronto with Dave Burrows for Randy Carlyle and George Ferguson		
7/109	Traded to St. Louis for cash		
8/126	Traded to Philadelphia with a 1978 first-round pick for Orest Kindrachuk, Ross Lonsberry and Tom Bladon		
9/143	Traded to St. Louis for cash		
10/160	Traded to St. Louis for cash		
11/175	Traded to St. Louis for cash		
12/191	Traded to St. Louis for cash		
13/205	Traded to St. Louis for cash		
14/216	Traded to St. Louis for cash		

1979

1/10	Traded to Washington for Hartland Monahan		
2/31	Paul Marshall	LW	Brantford
3/52	Bennett Wolf	D	Kitchener

4/73	Brian Cross	D	Brantford
5/94	Nick Ricci	G	Niagara Falls
6/115	Marc Chorney	D	North Dakota

1980

1/9	Mike Bullard	C	Brantford
2/30	Traded to Chicago for Dale Tallon		
3/51	Randy Boyd	D	Ottawa
4/72	Tony Feltrin	D	Victoria
5/93	Doug Shedden	C	S.S. Marie
6/114	Pat Graham	LW	Niagra Falls
7/135	Traded to Winnipeg for future considerations		
8/156	Robert Geale	C	Portland
9/177	Brian Lundberg	D	U. of Michigan
10/198	Steve McKenzie	D	St. Albert

1981

1/7	Traded to Montreal for Rod Schutt		
2/28	Steve Gatzos	RW	S.S. Marie
3/49	Tom Thornbury	D	Niagara Falls
4/70	Norm Schmidt	D	Oshawa
5/91	Traded to Washington for Gary Rissling		
6/109	Paul Edwards	D	Oshawa
	(Choice acquired from Hartford for Gilles Lupien)		
6/112	Rod Buskas	D	Medicine Hat
7/133	Geoff Wilson	RW	Winnipeg
8/154	Mitch Lamoureux	C	Oshawa
9/175	Dean DeFazio	LW	Brantford
10/196	Dave Hannan	C	Brantford

1982

1/10	Rich Sutter	RW	Lethbridge
2/31	Traded to Montreal with Denis Herron for Pat Hughes and Rob Holland		
2/38	Tim Hrynewich	LW	Sudbury
	(Choice acquired from Minnesota for Mark Johnson)		
3/52	Troy Loney	LW	Lethbridge
4/73	Traded to Toronto for Paul Harrison		
5/94	Grant Sasser	C	Portland
6/115	Traded to Toronto with a 1983 fifth-round choice for Greg Hotham		
7/136	Grant Couture	D	Lethbridge
8/157	Peter Derksen	LW	Portland
9/178	Greg Gravel	C	Windsor
10/199	Stu Wenaas	D	Winnipeg
11/220	Chris McCauley	RW	London
12/241	Stan Bautch	G	Hibbing HS (MN)

1983

1/1	Traded to Minnesota with George Ferguson for Ron Meighan and Anders Hakansson and 1983 first-round pick		
1/15	Bob Errey	LW	Peterborough
	(Choice acquired from Minnesota with Ron Meighan and Anders Hakansson)		
2/22	Todd Chalresworth	D	Oshawa
3/43	Traded to Montreal for Gilles Lupien		
3/58	Mike Rowe	D	Toronto
	Choice acquired from Montreal for Gilles Lupien		
4/64	Frank Pietrangelo	G	U. of Minnesota
5/83	Traded to Toronto for Greg Hotham		
6/104	Pat Emond	C	Hull
7/127	Paul Ames	D	BillERICA HS (MA)
8/143	Traded to Hartford with Russ Anderson for Rick MacLeish		
9/169	Marty Ketola	RW	Cloquet HS (MN)
10/190	Alec Haidy	RW	S.S. Marie
11/211	Garth Hildebrand	LW	Calgary
12/232	Dave Goertz	D	Regina

1984

1/1	Mario Lemieux	C	Laval
1/9	Doug Bodger	D	Kamloops
	(Choice acquired with Moe Mantha from Winnipeg for Randy Carlyle)		
1/16	Roger Belanger	RW	Kingston
	(Choice acquired with Andy Brickley, Mark Taylor, Ron Flockhart and a 1984 third-round choice from Philadelphia for Rich Sutter, 1984 second-round choice and 1984 third-round choice)		
2/22	Traded with Rich Sutter and a 1984 third-round choice for Andy Brickley, Mark Taylor, Ron Flockhart and a 1984 first-round pick		
3/43	Traded with Rich Sutter and a 1984 second-round choice for Andy Brickley, Mark Taylor, Ron Flockhart and a 1984 first-round pick		
3/58	Traded to Vancouver for Keith McCarthy		
4/64	Mark Teevens	RW	Peterborough
5/85	Arto Javanainen	RW	Finland Nat.
6/106	Traded to Edmonton with Kevin McClelland for Tom Roulston		
7/127	Tom Ryan	D	N. Newton HS
8/148	Traded to St. Louis for Gary Edwards		
9/169	John Del Col	LW	Toronto
10/189	Steve Hurt	RW	Hill-Murray HS
11/210	Jim Steen	C	Moorhead HS
12/250	Mark Ziliotto	LW	Streetsville Jr. B

1985

1/2	Craig Simpson	C	Michigan St.
2/23	Lee Giffin	RW	Oshawa
3/44	Traded to Montreal for Denis Herron		

3/58	Bruce Racine	G	Northeastern	4/67	Mark Recchi	RW	Kamloops
	(Choice acquired from Hartford for Greg Malone)			5/88	Greg Andrusak	D	Minnesota-Duluth
4/65	Traded to Boston for Randy Hillier			6/109	Traded to Los Angeles with Chris Kontos for Bryan Erickson		
5/86	Steve Gotaas	C	Prince Albert	7/130	Troy Mick	LW	Portland
6/107	Kevin Clemens	LW	Regina	8/151	Jeff Blaeser	LW	St. John's Prep
6/114	Stu Marston	D	Longueuil	9/172	Rob Gaudreau	RW	Bishop Hendricken HS
	(Choice acquired from Los Angeles for Marc Chorney)			10/193	Don Pancoe	D	Hamilton
7/128	Steve Titus	G	Cornwall	11/214	Cory Laylin	LW	St. Cloud Appollo
8/149	Paul Stanton	D	Catholic Memorial	12/235	Darren Stolk	D	Lethbridge
9/170	Jim Paek	D	Oshawa				
10/191	Steve Shaunessy	D	Reading HS (MA)				
11/212	Doug Greschuck	D	St. Albert				
12/233	Greg Choules	LW	Chicoutimi				

1986

1/4	Zarley Zalapski	D	Canadian Nat.
2/25	Dave Capuano	C	Mount St. Charles
3/46	Brad Aitken	LW	S.S. Marie
4/67	Rob Brown	C	Kamloops
5/88	Sandy Smith	C	Brainerd HS (MN)
6/109	Jeff Daniels	LW	Oshawa
7/130	Doug Hobson	D	Prince Albert
8/151	Steve Rohlik	LW	Hill-Murray HS
9/172	Dave McLlwain	C	North Bay
10/193	Kelly Cain	C	London
11/214	Stan Drulia	RW	Belleville
12/235	Rob Wilson	D	Sudbury

1987

1/5	Chris Joseph	D	Seattle
2/26	Rick Tabaracci	G	Cornwall
3/47	Jamie Leach	RW	Hamilton
4/68	Risto Kurkinen	LW	JyP HT
5/89	Jeff Waver	D	Hamilton
6/110	Shawn McEachern	C	Matignon HS (MA)
7/131	Jim Bodden	C	Chatham Jr. B
8/152	Jiri Kucera	RW	Jihlava
9/173	Jack MacDougall	RW	New Prep (MA)
10/194	Daryn McBride	C	Denver Univ.
11/215	Mark Carlson	LW	Philadelphia Jrs.
12/236	Ake Lilljebjorn	G	Brynas

1988

1/4	Darrin Shannon	LW	Windsor
2/25	Mark Major	LW	North Bay
3/46	Traded to Montreal for Perry Ganchar		
3/62	Daniel Gauthier	LW	Victoriaville
	(Choice acquired from Montreal with Perry Ganchar)		

1989

1/16	Jamie Heward	D	Regina
2/37	Paul Laus	D	Niagara Falls
3/58	John Brill	RW	Grand Rapids
4/79	Todd Nelson	D	Prince Albert
5/100	Tom Nevers	C	Edina HS (MN)
6/121	Mike Markovich	D	U. of Denver
6/126	Mike Needham	RW	Kamloops
	(Choice acquired from Calgary for Steve Guenette)		
7/142	Pat Schafhauser	D	Hill-Murray(MN)
8/163	Dave Shute	C	Victoria
9/184	Andrew Wolf	D	Victoria
10/205	Greg Hagen	RW	Hill-Murray (MN)
11/235	Scott Farrell	D	Spokane
12/247	Jason Smart	C	Saskatoon

1990

1/5	Jaromir Jagr	RW	Kladno
2/26	Traded to Calgary for Joe Mullen		
3/47	Traded to Philadelphia for Wendell Young and 1990 seventh-round choice		
3/61	Joe Dziedzic	LW	Edison HS (MN)
	(Acquired from Buffalo in Tom Barrasso trade)		
4/68	Chris Tamer	D	U. of Michigan
5/89	Brian Farrell	C	Avon Old Farms
6/107	Ian Moran	D	Belmont Hill (MA)
	(Acquired from Vancouver in Rod Buskas trade)		
6/110	Denis Casey	G	Colorado Col.
7/130	Mika Valila	C	Tappara
	(Acquired from Philadelphia in Wendell Young trade)		
7/131	Ken Plaquin	D	Michigan Tech
7/145	Pat Neaton	D	U. of Michigan
	(Acquired from Buffalo in Wayne Van Dorp trade)		
8/152	Petteri Koskimaki	C	Boston Univ.
9/173	Ladislav Karabin	LW	Bratislava
10/194	Timothy Fingerhut	LW	Canterbury Prep
11/215	Michael Thompson	RW	Michigan St.
12/236	Brian Bruininks	D	Colorado Col.

1991

1/16	Markus Naslund	LW	MoDo
2/38	Rusty Fitzgerald	C	Duluth-East (MN)
3/60	Shane Peacock	D	Lethbridge
4/82	Joe Tamminen	C	Virginia HS (MN)
5/104	Robert Melanson	D	Hull
6/126	Brian Clifford	C	Nichols Acad.
7/148	Ed Patterson	RW	Kamloops
8/170	Peter McLaughlin	LW	Belmont Hill Prep
9/192	Jeff Lembke	G	Omaha
10/214	Chris Tok	D	Greenway(MN)
11/236	Paul Dyck	D	Moose Jaw
12/258	Pasi Huura	D	Ilves

3/73	Greg Crozier	LW	Lawrence Acad. (Acquired from Boston for Paul Stanton)
3/76	Alexei Krivchenkov	D	CSKA Moscow
4/102	Thomas O'Connor	D	Springfield
5/128	Clint Johnson	LW	Duluth-East (MN)
6/154	Valentin Morozov	C	CSKA Moscow
7/161	Serge Aubin	C	Granby (Acquired from Hartford for Frank Pietrangelo)
7/180	Drew Palmer	D	Seattle
8/206	Boris Zelenko	LW	CSKA
9/232	Jason Godbout	D	Hill-Murray (MN)
10/258	Mikhail Kazakevich	C	Yaraslavl
11/284	Brian Leitza	G	Sioux City

1992

1/19	Martin Straka	C	Skoda Plzen
2/43	Marc Hussey	D	Moose Jaw
3/67	Travis Thiessen	D	Moose Jaw
4/91	Todd Klassen	D	Tri-Cities
5/115	Philippe DeRouville	G	College Francais
6/139	Artem Kopot	D	Traktor Chelyabinsk
7/163	Jan Alinc	C	Litvinov
8/187	Fran Bussey	C	Duluth-East (MN))
9/211	Brian Bonin	C	White Bear Lake
10/235	Brian Callahan	LW	Belmont Hill (MA)
11/259	Traded to St. Louis for Gordie Roberts		

1995

1/24	Aleksey Morozov	RW	Krylja Sovetov
2/50	Traded to Los Angeles with Rick Tocchet for Luc Robitaille		
3/76	Jean-Sebastian Aubin	G	Sherbrooke
4/102	Oleg Belov	C	CSKA
5/128	Jan Hrdina	C	Seattle
6/154	Alexei Kolkunov	C	Krylja Sovetov
7/180	Derrick Pyke	RW	Halifax
8/206	Sergei Voronov	D	Dynamo Moscow
9/232	Frank Ivankovic	G	Oshawa

1996

1/23	Craig Hillier	G	Ottawa 67s
2/28	Pavel Skrbek	D	Kladno (Acquired from New Jersey for 41st & 49th picks)
2/41	Traded to New Jersey for 28th pick		
2/49	Traded to New Jersey for 28th pick		
3/72	Boyd Kane	LW	Regina (Acquired from Boston with Glen Murray and Shawn McEachern for Bryan Smolinski and Kevin Stevens)
3/77	Boris Protsenko	RW	Calgary
4/105	Michal Rozsival	D	Jihlava
5/132	Traded to San Jose for Kevin Miller		
6/150	Peter Bergman	C	Kamloops
6/159	Traded to St. Louis for J.J. Daigneault		
7/170	Traded to Edmonton for Tyler Wright		
7/186	Eric Meloche	RW	Cornwall
8/212	Traded to Ottawa for Dave McLlwin		
9/238	Timo Seikkula	C	Junkkarit

1993

1/26	Stefan Bergkvist	D	Leksands
2/52	Domenic Pittis	C	Lethbridge
3/62	Dave Roche	LW	Peterborough (Choice acquired in Mark Recchi trade)
3/78	Traded to Tampa Bay for Peter Taglianetti		
4/104	Jonas Junkka	D	Kiruna
5/130	Chris Kelleher	D	St. Sebastian's HS
6/156	Patrick Lalime	G	Shawinigan
7/182	Sean Selmser	LW	Red Deer
8/208	Larry McMorrان	C	Seattle
9/234	Tim Harberts	C	Wayzata HS
10/260	Leonid Toropchenko	C	Springfield
11/286	Hans Jonsson	D	MoDo

1994

1/24	Chris Wells	C	Seattle
2/50	Richard Park	C	Belleville
3/57	Sven Butenschon	D	Brandon (Acquired from Hartford for Frank Pietrangelo)

1997

1/17	Robert Dome	RW	Las Vegas (IHL)
2/44	Brian Gaffaney	C	North Iowa
3/71	Josef Melichar	D	Budejovice

4/97	Alexandre Mathieu	C	Halifax	6/185	Patrick Foley	LW	New Hampshire
5/124	Harlan Pratt	D	Prince Albert	7/216	Jim Abbott	LW	New Hampshire
6/152	Petr Havelka	LW	Sparta Praha	8/248	Steve Crampton	RW	Moose Jaw
7/179	Mark Moore	D	Harvard	9/273	Roman Simicek	C	HPK Finland
8/208	Andrew Ference	D	Portland		(Choice acquired from Anaheim for Kip Miller)		
9/234	Eric Lind	D	Avon Old Farms	9/280	Nick Boucher	G	Dartmouth

1998

1/23	Milan Kraft	C	Plzen
2/54	Alexander Zevakhin	LW	CSKA
3/80	David Cameron	C	Prince Albert
	(Choice acquired from Colorado for Francois Leroux)		
4/110	Scott Myers	G	Prince George
5/134	Rob Scuderi	D	Boston College
	(Choice acquired from Buffalo for Jason Woolley)		
5/140	Traded to Vancouver for Josef Beranek		
6/169	Jan Fadrny	C	Slavia Jr.
7/196	Joel Scherban	C	London
8/224	Mika Lehto	G	Assat Jr.
9/244	Toby Petersen	C	Colorado Col.
9/254	Matt Hussey	C	Avon Old Farms

1999

1/18	Konstantin Koltsov	RW	Cherepovets
2/51	Matt Murley	LW	RPI
2/57	Jeremy Van Hoof	D	Ottawa
	(Compensatory pick from Carolina for Ron Francis signing)		
3/86	Sebastien Caron	G	Rimouski
4/115	Ryan Malone	LW	Omaha
5/144	Tomas Skvaridlo	C	Zvolen Jr.
5/157	Vladimir Malenkykh	D	Tolyatti
	(Compensatory pick from Anaheim for Fredrik Olausson signing)		
6/176	Doug Meyer	LW	U. of Minnesota
7/204	Tom Kostopoulos	RW	London
8/233	Darcy Robinson	D	Saskatoon
9/261	Andrew McPherson	LW	RPI

2000

1/18	Brooks Orpik	D	Boston College
2/52	Shane Endicott	C	Seattle
3/84	Peter Hamerlik	G	Skalica
4/114	Traded to Montreal for a 2000 fourth- and fifth-round choice		
4/124	Michel Ouellet	RW	Rimouski
	(Choice acquired from Montreal)		
5/146	David Koci	D	Sparta Praha Jr
	(Choice acquired from Montreal)		
5/153	Traded to Anaheim for Dan Trebil		

2001

1/21	Colby Armstrong	RW	Red Deer
2/54	Noah Welch	D	St. Sebastian's
3/86	Drew Fata	D	St. Michael's
3/96	Alexandre Rouleau	D	Val d'Or
4/120	Tomas Surovy	LW	Poprad
4/131	Ben Eaves	C	Boston College
5/156	Andy Schneider	D	Lincoln
6/187	Traded to Columbus for Frantisek Kucera		
7/217	Tomas Duba	G	Sparta Praha Jr
8/250	B. Crawford-West	G	Texas (NAHL)
9/280	Traded to NY Islanders for Dan Trebil		

2002

1/5	Ryan Whitney	D	Boston U.
2/35	Ondrej Nemecek	D	Vsetin
3/69	Erik Christensen	C	Kamloops
4/101	Daniel Fernholm	D	Djurgarden
5/136	Andrew Sertich	LW	Greenway
	(Compensatory pick from NY Islanders for Garth Snow signing)		
5/137	Cam Paddock	C	Kelowna
6/171	Robert Goepfert	G	Cedar Rapids
7/202	Patrik Bartschi	C	Kloten
8/234	Maxime Talbot	C	Hull
8/239	Ryan Lannon	D	Harvard
	(Compensatory pick from St. Louis for Marc Bergevin signing)		
9/265	Dwight Labrosse	G	Guelph

2003

1/1	Marc-Andre Fleury	G	Cape Breton
	(Choice acquired from Florida with 2001 third-round choice for 2001 first-round choice, 2001 second-round compensatory choice and Mikael Samuelsson)		
1/3	Traded to Florida		
2/32	Ryan Stone	C	Brandon
2/55	Traded to Florida		
3/70	Jonathan Filewich	RW	Prince George
3/73	Daniel Carcillo	LW	Sarnia
	(Choice acquired from Florida)		
4/103	Traded to Columbus for Jamie Pushor		
4/121	Paul Bissonnette	D	Saginaw

(Choice acquired from Boston for Ian Moran)

5/139	Traded to San Jose for Shawn Heins		
5/161	Evgeni Isakov	LW	Cherepovets
	(Choice acquired from NY Islanders for Randy Robitaille)		
6/169	Lukas Bolf	D	Sparta Praha Jr
7/199	Andy Chiodo	G	St. Michael's
7/229	Stephen Dixon	C	Cape Breton
	(Choice acquired from Philadelphia for Stephane Richer)		
8/232	Joe Jensen	C	St. Cloud St.
9/263	Matt Moulson	LW	Cornell

2004

1/2	Evgeni Malkin	C	Magnitogorsk
2/31	Johannes Salomonsson	LW	Djurgarden
2/61	Alex Goligoski	D	Grand Rapids
	(Choice acquired from Vancouver for Johan Hedberg)		
3/67	Nick Johnson	RW	St. Albert
3/85	Brian Gifford	C	Moorhead
	(Choice acquired from Calgary for Andrew Ference)		
4/99	Tyler Kennedy	C	Sault Ste. Marie
5/130	Michal Sersen	D	Rimouski
6/164	Moises Gutierrez	RW	Kamloops
7/194	Chris Peluso	D	Brainerd
7/222	Jordan Morrison	C	Peterborough
	(Choice acquired from Vancouver for Marc Bergevin)		
8/228	David Brown	G	Notre Dame
9/259	Brian Ihnacak	C	Brown U.

2005

1/1	Sidney Crosby	C	Rimouski
2/61	Michael Gergen	LW	Shattuck-SM
3/62	Kris Letang	D	Val d'Or
4/125	Tommi Leinonen	D	Karpat Jr.
5/126	Tim Crowder	RW	South Surrey
6/194	Jean-Philippe Paquet	D	Shawinigan
7/195	Joe Vitale	C	Sioux Falls

2006

1/2	Jordan Staal	C	Peterborough
2/32	Carl Sneepe	D	Lincoln
3/65	Brian Strait	D	US NTDP U-18
4/95	Traded to Chicago for Jocelyn Thibault		
5/125	Chad Johnson	G	Alaska-Fairbanks
6/155	Traded to Florida for Eric Cairns		
7/185	Timo Seppanen	D	IFK Jr.

2007

1/20	Angelo Esposito	C	Quebec
2/51	Keven Veilleux	C	Victoriaville
3/78	Robert Bortuzzo	D	Kitchener
3/80	Casey Pierro-Zabotel	C	Merritt
4/111	Luca Caputi	LW	Mississauga
4/118	Alex Grant	D	Saint John
5/141	Jake Muzzin	D	Sault Ste. Marie
6/171	Dustin Jeffrey	C	Sault Ste. Marie

2008

1/29	Traded to Atlanta for Pascal Dupuis and Marian Hossa		
2/60	Traded to Toronto for Hal Gill		
3/90	Traded to Phoenix for Georges Laraque		
4/120	Nathan Moon	C	Kingston
5/150	Alexander Pechurski	G	Magnitogorsk 2
6/180	Patrick Killeen	G	Brampton
7/210	Nicholas D'Agostino	D	St. Michael's

2009

1/30	Simon Despres	D	Saint John
2/61	Philip Samuelsson	D	Chicago
3/63	Ben Hanowski	RW	Little Falls H.S.
	(Choice acquired from Tampa Bay for Ryan Malone and Gary Roberts)		
3/91	Traded to NY Islanders for Bill Guerin		
4/121	Nick Petersen	RW	Shawinigan
5/123	Alex Velischek	D	Delbarton
	(Choice acquired from NY Rangers for Chad Johnson)		
5/151	Andy Bathgate	C	Belleville
6/181	Viktor Ekbohm	D	Oskarshamn
7/211	Traded to Montreal for 2010 sixth-round pick		

MELLON ARENA RECORDS

TEAM RECORDS

MOST GOALS IN ONE GAME

Pittsburgh	12	Dec. 26, 1991 - in a 12-1 win vs. Toronto March 15, 1975 - in a 12-1 win vs. Washington
Opponent	11	Nov. 25, 1992 - by NY Rangers in an 11-3 win at Pittsburgh

MOST SHOTS IN GAME

Pittsburgh	65	March 15, 1975 - in a 12-1 win vs. Washington.
Opponent	55	October 23, 1976 - by Montreal in a 9-1 win at Pittsburgh.

MOST PENALTY MINUTES IN A GAME

Pittsburgh	144	January 19, 1980 - in a 5-2 loss vs. Edmonton.
Opponent	123	January 19, 1980 - by Edmonton in a 5-2 win at Pittsburgh.

MOST GOALS IN A PERIOD

Pittsburgh	8	Dec. 17, 1991 - in a 10-2 win vs San Jose. (2nd period)
Opponent	6	Six times - last time - Nov. 25, 1992 by NY Rangers in an 11-3 win at Pittsburgh. (3rd Period)

INDIVIDUAL RECORDS

MOST GOALS IN A GAME

Pittsburgh	5	Mario Lemieux, March 26, 1996 in an 8-4 win vs. St. Louis
	5	Mario Lemieux, Dec. 31, 1988 in an 8-6 win vs. New Jersey
Opponent	4	John Madden (New Jersey), Oct. 28, 2000 - in a 9-0 win Randy McKay (New Jersey), Oct. 28, 2000 - in a 9-0 win Mike Ridley (Washington), Oct. 11, 1988 - in an 8-7 loss Wayne Gretzky (Edmonton), Feb. 22, 1984 - in a 9-2 win Denis Maruk (California), Nov. 18, 1975 - in a 5-3 win

MOST ASSISTS IN A GAME

Pittsburgh	6	Mario Lemieux, Nov. 1, 1995 - in a 10-0 win vs. Tampa Bay Mario Lemieux, Oct. 15, 1988 - in a 9-2 win vs. St. Louis Greg Malone, Nov. 28, 1979 - in a 7-2 win vs. Quebec Ron Stackhouse, March 8, 1975 - in a 8-2 win vs. Philadelphia
Opponent	6	Patrik Sundstrom (Vancouver), Feb. 29, 1984 - in 9-5 win at Pittsburgh

MOST POINTS IN A GAME

Pittsburgh	8	Mario Lemieux, Dec 31, 1988 - in an 8-6 win vs. New Jersey Mario Lemieux, Oct. 15, 1988 - in a 9-2 win vs. St. Louis
Opponent	7	Patrik Sundstrom, (Vancouver), Feb. 29, 1984 - in a 9-5 win at Pittsburgh

MOST PENALTY MINUTES IN A GAME

Pittsburgh	51	Russ Anderson, Jan. 19, 1980 - in a 5-2 loss vs. Edmonton
Opponent	34	Dave Lumley (Edmonton), Jan. 19, 1980 - in a 5-2 win at Pittsburgh

MOST SAVES IN A GAME

Pittsburgh	51	Tom Barrasso, Jan. 31, 1998 - in a 4-2 win vs. Detroit
Opponent	53	Wayne Thomas, (Montreal), March 10, 1974 - in a 5-4 win at Pittsburgh

COMEBACKS

- Nov. 4, 1972 (Pittsburgh)** - The Rangers held a 4-1 lead late in the first period, before Pittsburgh rallied for a 6-4 win. Bryan Hextall scored twice and Eddie Shack netted the game-winner.
- Mar. 29, 1972 (Pittsburgh)** - California led 4-1 at 14:34 of the second period, before Pittsburgh tallied four consecutive goals. Jean Pronovost recorded the game-winner at 14:34 of the third.
- Apr. 1, 1973 (Pittsburgh)** - Philadelphia led 4-1 before the Pens recorded four unanswered goals. Jean Pronovost recorded the winner at 18:47 of the third.
- Feb. 28, 1976 (Pittsburgh)** - Vancouver led 4-1 at 14:04 of the second, before the Pens posted four unanswered goals. Bob Kelly netted the game-winner at 10:39 of the third.
- Dec. 26, 1977 (Toronto)** - Toronto held a 3-0 lead at the mid-way point of the first period, but two Jean Pronovost goals along with Blair Chapman's goal at 19:28 of the third gave the Pens a 5-4 win.
- Dec. 31, 1978 (Detroit)** - Detroit led 4-0 at 15:11 of the second, but five Penguins recorded goals for the 5-4 win. Randy Carlyle scored at 19:53 of the third for the win.
- Oct. 23, 1985 (Toronto)** - Pittsburgh trailed 4-1 in the second period, but came back for a 5-4 victory. Jim McGeough recorded the game-winner at 18:28.
- Jan. 19, 1985 (Pittsburgh)** - Chicago led 4-0 at the end of the first period, but Pittsburgh tallied five times in the second for a 5-4 win. Troy Loney picked-up the game-winner.
- Oct. 9, 1986 (Pittsburgh)** - Washington jumped out to a 3-0 lead in the season opener, but Randy Cunneynworth's hat trick gave the Penguins a 5-4 victory.
- Feb. 24, 1986 (Pittsburgh)** - Los Angeles led 4-0 after one period, but won 6-5 with Doug Shedden's overtime goal at 3:54. It was Pittsburgh's first overtime victory.
- Nov. 25, 1987 (Pittsburgh)** - Quebec led 4-0 at the 12-minute mark of the second, but Pittsburgh reeled off six goals, including Rob Brown's game-winner at 11:35 of the third.
- Dec. 20, 1987 (NY Rangers)** - The Rangers took a quick 3-0 lead, but Pittsburgh recorded four goals in the first en route to an 8-4 win.
- Jan. 3, 1987 (Pittsburgh)** - Montreal led 3-0 after the first, but Pittsburgh recorded six consecutive goals to win 6-4. Randy Cunneynworth scored twice, including the game-winner at 8:49 of the third.
- Mar. 25, 1989 (Pittsburgh)** - New Jersey built a 3-0 lead after one period, but Mario Lemieux's third goal with five seconds left gave Pittsburgh a 5-4 win.
- Feb. 22, 1990 (Pittsburgh)** - The Islanders led 3-0 after one period, but Pittsburgh battled back for a 4-3 win on Randy Gilhen's goal at 4:26 of the third.
- Oct. 15, 1991 (NY Islanders)** - The Penguins trailed 6-2 just 20 seconds into the third period, but tied the game with four goals in the final frame, including two by Mario Lemieux. Phil Bourque's tally at 2:30 gave Pittsburgh a 7-6 win.
- Feb. 21, 1991 (Pittsburgh)** - Toronto led 3-0 in the second before Pittsburgh netted six in a row on the way to an 11-4 win.
- Dec. 12, 1992 (Pittsburgh)** - New Jersey led 3-0 in the first, but Kevin Stevens completed his hat trick in overtime to give Pittsburgh a 6-5 win.
- Dec. 7, 1995 (Pittsburgh)** - Montreal led 4-0 in the second, but Pittsburgh answered with seven unanswered goals, two each by Mario Lemieux and Tomas Sandstrom, for a 7-5 win.
- Nov. 1, 1997 (Pittsburgh)** - Vancouver led 6-3 in the second, but the Penguins scored four unanswered goals, including Rob Brown's overtime game-winner for a 7-6 win.
- Feb. 10, 2001 (Pittsburgh)** - New Jersey jumped out to a 3-0 first period lead, only to watch the Penguins tally four straight goals to give the home team a one-goal cushion. The Devils tied the game with 4:12 to play, but Alexei Kovalev completed his hat trick at 18 seconds of overtime to pull out the 5-4 win.
- Feb. 17, 2001 (Columbus)** - The Penguins trailed the Blue Jackets, 2-1, with under a minute to play when Robert Lang tallied at 19:10 to force overtime. Alexei Kovalev then iced the game at 1:19 of the extra frame.
- Oct. 27, 2005 (Pittsburgh)** - The Penguins fell into a 4-0 hole in the first 9:50 against Atlanta. However, Mario Lemieux sparked a seven-goal spree as he tallied two in the first period. Sergei Gonchar and John LeClair both scored twice and the Penguins rolled to a 7-5 victory.
- March 6, 2007 (Ottawa)** - Ottawa held a 4-1 lead through two periods. The Penguins rallied for three-straight goals in 2:48 in the third period, sparked by Jordan Staal's NHL rookie record seventh shorthanded goal. The Penguins won the game in an overtime shootout on Sidney Crosby's goal.
- Nov. 11, 2008 (Detroit)** - Detroit held a 5-2 lead with 13:04 left in the third period. Pittsburgh struck quickly with two goals 1:12 apart to cut the deficit to 5-4. The Red Wings added another goal to make it a 6-4 game. The Penguins rallied on Jordan Staal's hat trick. Staal's third goal of the game occurred with 22 seconds left in regulation to tie the game at 6-6. Staal then set up Ruslan Fedotenko for the overtime winning tally.
- Nov. 26, 2008 (NY Islanders)** - New York jumped out to a 3-0 lead. Pittsburgh finally got on the board on Brooks Orpik's goal with 18 seconds left in the second period. Evgeni Malkin recorded a hat trick and added an assist in the third period to lift the Penguins to a 5-3 victory.
- Feb. 4, 2009 (Pittsburgh)** - Tampa Bay carried a 3-0 lead into the third period. The Penguins battled back with three goals in the third period to force overtime. Evgeni Malkin, who registered two goals and an assist in the game, netted the overtime winning goal.

HISTORIC DATES

- June 5, 1967**—Pittsburgh Penguins franchise joins the National Hockey League
- October 11, 1967**—Penguins first NHL game is played at the Civic Arena vs. Montreal. Penguins lose to Montreal, 2-1, with 9,307 fans on hand. Andy Bathgate scores the Penguins first goal.
- October 13, 1967**—Penguins record first victory as they defeat St. Louis, 3-1, on the road.
- February 3, 1968**—Penguins first sellout at Civic Arena vs. Toronto (12,563).
- March 22, 1968**—Donald Parsons heads a Michigan group which purchases 80 percent of the Penguins franchise.
- April 1, 1970**—Penguins defeat Philadelphia, 4-1, to clinch second place in the Western Division, putting them in the playoffs for the first time.
- April 8, 1970**—Penguins defeat Oakland, 2-1, in club's first playoff game.
- May 21, 1970**—Jack Riley, club's general manager for first three years, is promoted to president and coach Red Kelly is promoted to general manager/coach.
- April 13, 1971**—Michel Briere dies from injuries suffered in an auto accident on May 15, 1970.
- April 21, 1971**—Thayer Potter heads a Pittsburgh group which buys the team.
- January 29, 1972**—Red Kelly steps down as general manager but remains coach and Jack Riley regains general manager duties.
- January 30, 1973**—Greg Polis wins MVP honors at NHL All-Star Game in New York after scoring two goals.
- January 13, 1974**—Jack Button is named general manager of the Penguins.
- January 22, 1975**—Syl Apps named MVP in the NHL All-Star Game in Montreal after scoring two goals.
- February 22, 1975**—Penguins defeat St. Louis, 3-2, to establish a 20-game home unbeaten streak, which is still a club record.
- June 13, 1975**—Pittsburgh Penguins declare bankruptcy.
- July 11, 1975**—Albert Savill, Otto Frenzel and Wren Blair buy Penguins.
- July 29, 1975**—Marc Boileau rehired as coach.
- March 24, 1976**—Jean Pronovost becomes the first Penguin to score 50 goals in a season and Pierre Larouche becomes first Penguin to record 100 points in one season vs. Boston.
- December 3, 1976**—Aldege "Baz" Bastien named club's general manager.
- April 5, 1978**—Edward J. DeBartolo takes control of the club, having purchased one-third of the franchise the year before.
- January 3, 1980**—Penguins defeat New York Islanders, 4-3, to gain first place in the Norris Division for the first time in club history.
- January 30, 1980**—Black and gold uniform worn for the first time vs. St. Louis.
- December 13, 1980**—Paul Gardner becomes first Penguins player to score four goals in one game in a 6-5 loss to Philadelphia.
- June 3, 1981**—Randy Carlyle named to NHL First All-Star Team.
- June 4, 1981**—Randy Carlyle wins the Norris Trophy as the league's best defenseman and Rick Kehoe wins the Lady Byng Trophy as the player who combines sportsmanship with a high standard of play.
- July 1, 1981**—Edward J. DeBartolo takes over the Civic Arena.
- February 21, 1982**—Penguins defeat the New York Islanders, 4-3, to break their then NHL Record 15-game winning streak.
- March 15, 1983**—General Manager Baz Bastien dies as a result of an auto accident.
- May 27, 1983**—Ed Johnston is promoted to general manager.
- June 9, 1984**—Penguins draft Mario Lemieux, Doug Bodger and Roger Belanger in the first round of Entry Draft, marking the only time in club history that Pittsburgh selected more than one player in the first round. It is also the only time the Penguins have chosen first overall.
- June 19, 1984**—Mario Lemieux signs a contract with the Penguins.
- February 12, 1985**—Mario Lemieux is named MVP in the NHL All-Star Game in Calgary after scoring two goals and one assist.
- April 7, 1985**—Mario Lemieux scores his 100th point to become the third rookie in NHL history to score 100 or more points in a season.
- June 12, 1985**—Mario Lemieux wins the Calder Memorial Trophy as the NHL's top rookie.
- May 26, 1986**—Mario Lemieux wins the Lester B. Pearson Award presented by the Players' Association to the Outstanding Player in the NHL.
- October 22, 1986**—Penguins defeat Buffalo, 5-4, in OT to extend their club record beginning of the season winning streak to seven games.
- February 9, 1988**—Mario Lemieux is named MVP in NHL All-Star Game in St. Louis after scoring three goals, including the game winner in OT, and three assists.

- April 14, 1988**—Tony Esposito is hired by Penguins and assumes duties of vice president and general manager.
- June 8, 1988**—Mario Lemieux wins the Art Ross Trophy as the NHL's leading scorer and Hart Memorial Trophy as the league's MVP, becoming the first Penguin to win either award.
- June 15, 1988**—Mario Lemieux wins the Lester B. Pearson Award for the second time in his career.
- December 31, 1988**—Mario Lemieux becomes the first player in NHL history to score a goal five ways in one game: at even strength, on the power-play, shorthanded, on a penalty shot and into an empty net.
- April 25, 1989**—Mario Lemieux ties two NHL playoff records with five goals and eight points in one playoff game vs Philadelphia in the Penguins 10-7 win.
- June 7, 1989**—Mario Lemieux wins his second consecutive Art Ross Trophy as the league's top scorer with 199 points.
- December 5, 1989**—Craig Patrick is named general manager/head coach replacing Tony Esposito and Gene Ubriaco.
- January 21, 1990**—Pittsburgh's Civic Arena plays host to the NHL All-Star Game for the first time and Penguins center Mario Lemieux wins the MVP award. Lemieux scores four goals on his way to his third All-Star MVP award.
- February 14, 1990**—Mario Lemieux's 46-game point scoring streak is halted at the New York Rangers as he leaves the game midway in the second period with a back injury. Lemieux would miss the next 21 games before returning for the final game of the year.
- June 12, 1990**—Bob Johnson is hired as the head coach and Scotty Bowman is named director of development and recruitment.
- December 22, 1990**—Paul Coffey records his 1,000th career NHL point at New York against the Islanders.
- March 4, 1991**—Penguins acquire Ron Francis, Ulf Samuelsson and Grant Jennings from Hartford for John Cullen, Zarley Zalapski and Jeff Parker.
- March 26, 1991**—Penguins win their first division title, capturing the Patrick Division crown with a 7-4 win at Detroit.
- April 25, 1991**—With a 4-1 win vs. Washington, the Penguins win their first Patrick Division Playoff Championship.
- May 11, 1991**—The Penguins earn the right to play for their first Stanley Cup Championship, beating the Boston Bruins to capture their first Wales Conference Championship.
- May 25, 1991**—With an 8-0 victory over the Minnesota North Stars, the Penguins become Stanley Cup Champions for the first time in their 24-year history.
- June 24, 1991**—The Penguins visit the White House and meet President George Bush, becoming the first NHL team invited to the White House.
- August 29, 1991**—Penguins Head Coach Bob Johnson is diagnosed with brain tumors, and has emergency surgery that night.
- October 1, 1991**—Scott Bowman is named interim head coach.
- October 17, 1991**—In a game against the New York Islanders, Paul Coffey records his 1,053rd career point to become the NHL's All-Time leading scorer among defensemen, passing Denis Potvin.
- October 19, 1991**—Stanley Cup Championship Banners are raised to the Civic Arena in a pre-game ceremony.
- November 19, 1991**—The National Hockey League confirms Howard Baldwin, Morris Belzberg and Thomas Ruta as new Penguins ownership.
- November 26, 1991**—Bob Johnson passes away at his home in Colorado Springs, CO at the age of 60.
- January 18, 1992**—Pittsburgh has a record five players in the NHL All-Star Game at Philadelphia. Mario Lemieux, Kevin Stevens, Jaromir Jagr and Paul Coffey are named to the starting Wales Conference lineup while Bryan Trottier is added to the team in the veterans category.
- January 30, 1992**—Craig Patrick is signed to a five-year contract as general manager and executive vice-president.
- March 24, 1992**—Mario Lemieux records his 1,000th career NHL point at Detroit in only his 513th career game, becoming the second fastest player to record 1,000 points in NHL history.
- April 1, 1992**—NHL players go on strike.
- April 10, 1992**—NHL players' strike ends.
- April 12, 1992**—NHL games resume after the conclusion of the players' strike.
- May 13, 1992**—Penguins defeat the New York Rangers in six games to capture the Patrick Division Playoff Title.
- May 23, 1992**—Penguins defeat the Boston Bruins in four games to win the Wales Conference Championship for the second consecutive season.
- June 1, 1992**—Penguins defeat the Chicago Blackhawks in four games to win back-to-back Stanley Cup Championships.
- June 12, 1992**—Penguins unveil new team logo at a press conference.
- June 23, 1992**—Bob Johnson, Rick Kehoe and Jean Pronovost are named charter members of the Penguins Hall of Fame.
- October 5, 1992**—Mario Lemieux signs a multi-year contract.
- October 8, 1992**—Stanley Cup Banners are raised in a pre-game ceremony at the Civic Arena.
- October 22, 1992**—Formal inductions of the Charter members of the Penguins Hall of Fame are held in a pre-game ceremony.
- January 12, 1993**—The Penguins announce that Mario Lemieux has been diagnosed with Hodgkin's disease.
- March 2, 1993**—Mario Lemieux returns to the Penguins' lineup in Philadelphia after missing the previous 23 games.
- March 28, 1993**—The Penguins win their second Patrick Division Title with a 4-1 victory at Washington.
- April 3, 1993**—Penguins win their first President's Trophy as the NHL's best team with a 5-3 win at Quebec.

April 9, 1993—Penguins set an NHL record for the longest winning streak in NHL history, with their 16th consecutive win, a 10-4 victory at the New York Rangers. The Penguins extend the record to 17 games with a 4-2 win vs. the Rangers on April 10.

June 15, 1993—Jack Kelley named Penguins president.

June 17, 1993—Mario Lemieux wins the Hart Memorial Trophy, the Art Ross Trophy, the Masterton Trophy and the Lester B. Pearson Award.

June 17, 1993—Mario Lemieux is named to the NHL First All-Star Team, while Tom Barrasso, Larry Murphy and Kevin Stevens are named to the NHL's Second All-Star Team.

June 29, 1993—The Penguins and the Russian Central Army Team announce a working agreement.

October 28, 1993—Ron Francis records his 1,000th career NHL point against Quebec.

March 30, 1994—Syl Apps is named to the Penguins Hall of Fame.

April 11, 1994—The Penguins win their first Northeast Division Title, with a 4-0 win at Ottawa.

August 29, 1994—Mario Lemieux announces that he will take a one year medical leave of absence.

September 30, 1994—The NHL announces the postponement of the opening of the 1994-95 season.

January 11, 1995—The NHL and the NHL Players' Association reach an agreement on a collective bargaining agreement.

January 20, 1995—The 1994-95 season begins.

February 4, 1995—The Penguins defeat Tampa Bay, 6-3, to tie a club record with their seventh consecutive victory from the start of the season.

February 7, 1995—Joe Mullen records his 1,000th career point against the Florida Panthers, to become the first American-born player to record 1,000 or more points.

February 16, 1995—The Penguins defeat the Hartford Whalers, 5-2, to extend their club record start of the season unbeaten streak to 13 games (12-0-1).

April 5, 1995—Syl Apps formally inducted into the Penguins Hall of Fame.

May 3, 1995—Jaromir Jagr records one assist against Florida, to win the 1994-95 NHL scoring title.

May 3, 1995—Ron Francis wins the NHL's plus/minus award with a plus-30 rating.

May 20, 1995—ICEOPLEX at Southpointe opens to the public.

July 6, 1995—Jaromir Jagr named to the NHL First All-Star Team and Larry Murphy selected to the NHL Second All-Star Team.

Oct. 26, 1995—Mario Lemieux scores his 500th career goal at the New York Islanders at 17:12 of the third period against Tommy Soderstrom.

April 26, 1996—Dave Burrows and Edward J. DeBartolo are

named to the Penguins Hall of Fame.

June 19, 1996—Mario Lemieux wins his third Hart Trophy as the NHL's most valuable player and is also awarded the Lester B. Pearson Trophy for the third time.

June 27, 1996—Craig Patrick signs a new five-year contract as the team's executive vice president and general manager.

June 27, 1996—Elaine Heufelder is named to the Penguins Hall of Fame.

November 30, 1996—Mario Lemieux becomes the ninth player in NHL history to record 1,400 points and Ron Francis becomes the ninth player to reach 900 assists vs. the Boston Bruins.

December 28, 1996—Ron Francis records his 1,300th career point vs. the Buffalo Sabres.

January 4, 1997—Jaromir Jagr records his 600th career point.

January 15, 1997—Patrick Lalime sets the NHL record for best start by a rookie goaltender from the beginning of his career with a 3-0 win at Hartford. The win boosted his record to 13-0-2.

January 21, 1997—Patrick Lalime sets the Penguins record for longest unbeaten streak with a 4-2 win vs. Calgary, running his record to 14-0-2.

January 26, 1997—Mario Lemieux scores four goals in one period at Montreal, becoming the 11th player to accomplish the feat.

February 4, 1997—Mario Lemieux scores his 600th goal vs. the Vancouver Canucks, becoming just the seventh player to reach the mark.

February 22, 1997—Mario Lemieux moves past Stan Mikita for sixth place on the NHL scoring list.

March 3, 1997—Craig Patrick takes over head coaching duties and Eddie Johnston is named assistant general manager.

March 14, 1997—Joe Mullen scores his 500th career goal in a game against Colorado, becoming the first U.S.-born player to score 500.

March 20, 1997—Patrick Lalime records his 20th win of the season, becoming the first Penguin rookie goaltender to reach 20 wins since the 1967-68 campaign when Les Binkley recorded 20.

March 29, 1997—Ron Francis scores his 400th career goal vs. the Los Angeles Kings, making the Penguins the first team to have players record their 400th, 500th and 600th goals in the same season.

April 3, 1997—Mario Lemieux passes Bobby Hull for sixth place on the career goals list with his 611th vs. Hartford.

April 26, 1997—Mario Lemieux plays his last game, a 6-3 playoff loss in Philadelphia, before entering his first retirement.

May 8, 1997—Roger Marino officially joins the Penguins ownership group.

May 13, 1997—In a formal ceremony, Mayor Tom Murphy renames Auditorium Place, the street encircling the Civic

Arena, Mario Lemieux Place. The Civic Arena's address becomes 66 Mario Lemieux Place.

June 12, 1997—Kevin Constantine is introduced as the Penguins new head coach.

October 19, 1997—Tom Barrasso records his 300th career win in a 4-1 win at Florida, becoming the first American-born goaltender to record 300 wins.

November 19, 1997—Mario Lemieux's number 66 is retired and raised to the Civic Arena rafters in a pre-game ceremony before a standing room only crowd of 17,145.

January 29, 1998—Ron Francis records his 1,400th career point, becoming the 11th player to reach the mark.

March 7, 1998—Ken Wregget records his 200th NHL win in a 6-4 win vs. Philadelphia.

March 21, 1998—Ron Francis becomes the seventh player to record his 1,000th career assist, and the Penguins become the 10th NHL team to reach the 1,000 win plateau with a 4-3 win over the Philadelphia Flyers.

March 29, 1998—Ron Francis passes Bryan Trottier and moves into ninth place on the NHL all-time scoring list with his 1,426th career point.

April 15, 1998—Jaromir Jagr records his 300th career goal vs. Tampa Bay. The Penguins clinch their third Northeast Division Championship (fifth division championship overall) with a 5-1 win over the Lightning.

April 19, 1998—Jaromir Jagr collects his second NHL scoring title with 102 points (35+67).

October 13, 1998—The Penguins file for Chapter 11 bankruptcy protection.

January 5, 1999—Tom Barrasso passes Gump Worsley for 10th place on the all-time wins list with his 336th career victory.

January 18, 1999—Kevin Hatcher appears in his 1,000th career game in Anaheim.

January 31, 1999—Jaromir Jagr records his 800th career point with a goal vs. Montreal.

February 21, 1999—Tom Barrasso appears in his 700th career game at Philadelphia.

March 5, 1999—Jaromir Jagr records his 500th career assist vs. the Edmonton Oilers.

April 17, 1999—Jaromir Jagr captures his second consecutive Art Ross Trophy, recording 127 points. Jagr wins his third scoring championship overall.

June 24, 1999—Mario Lemieux's group is confirmed as the new ownership of the Penguins.

June 24, 1999—Jaromir Jagr becomes the second Penguins' player to capture the Hart Trophy as the National Hockey League's most valuable player. He also becomes the second to win the Lester B. Pearson Award.

October 27, 1999—Rob Brown appeared in his 500th NHL game.

November 26, 1999—Jaromir Jagr records his 900th career point with three goals and an assist in a 5-0 win over Ottawa.

December 9, 1999—Herb Brooks takes over head coaching duties from Kevin Constantine.

April 5, 2000—Steve Leach appeared in his 700th career game.

April 9, 2000—Jaromir Jagr captures his third consecutive Art Ross Trophy and fourth overall with 96 points.

May 4, 2000—The Penguins and Flyers play the third longest game in NHL history, a five-overtime, 152:01 marathon which the Flyers win, 2-1. Penguins goaltender Ron Tugnutt makes 70 saves in the game.

June 21, 2000—Ivan Hlinka is named the 19th head coach in Pittsburgh Penguins history.

June 22, 2000—Jaromir Jagr wins his second Lester B. Pearson Award.

Sept. 15, 2000—The Penguins exhibition season opens with the first game ever for the Columbus Blue Jackets at Mellon Arena.

Sept. 16-23, 2000—The Penguins open their second week of training camp with an exhibition game in Wilkes-Barre/Scranton, and spend the next week at the home of the AHL affiliate.

Oct. 7, 2000—The Penguins face off against the Nashville Predators just outside of Tokyo, Japan to open up their 2000-01 regular season. Nashville comes away with a 3-1 victory.

Oct. 14, 2000—Jaromir Jagr records his first career four-goal game, and rookies Milan Kraft and Roman Simicek net their first career NHL goals in the Pens' 6-4 win over the New York Rangers at Mellon Arena.

Nov. 11, 2000—USA Hockey announces that Penguins' general manager Craig Patrick will take on the same capacity for the 2002 US Olympic team, and former Penguins head coach and scout Herb Brooks will coach the team.

Nov. 13, 2000—Former player and Penguins assistant coach Joe Mullen is inducted into the Hockey Hall of Fame in Toronto.

Dec. 8, 2000—The Penguins announce that Mario Lemieux will attempt to make a comeback after three-and-a-half years of retirement.

Dec. 12, 2000—Lemieux makes the announcement official at a press conference, saying he is coming back to the league so that his young son Austin can watch him play. Lemieux states he has been working out privately with former teammate Jay Caufield for several weeks to get back in game shape.

Dec. 19, 2000—More than 500 people cram the bleachers to watch Lemieux in his first practice with the team.

Dec. 27, 2000—Lemieux returns to the Penguins active roster in a game against the Toronto Maple Leafs at home, and puts three points (1+2) on the scoresheet. Pittsburgh wins the historic contest, 5-0.

Dec. 30, 2000—Lemieux notches four points (1+3) in a 5-3 win over the Ottawa Senators, giving him 1,500 points for his career. Jagr hits the 1,000 point mark in the same game.

- Jan. 14, 2001**—The Penguins re-acquire Kevin Stevens from the Philadelphia Flyers for John Slaney.
- Feb. 7 and 10, 2001**—Alexei Kovalev scores hat tricks in back-to-back games against the Flyers and Devils.
- Mar. 22, 2001**—Darius Kasparaitis and Alexei Kovalev are named to the Russian Olympic squad for the 2002 games in Salt Lake City.
- Mar. 23, 2001**—Mario Lemieux is named captain of the 2002 Canadian Olympic team.
- Mar. 24, 2001**—Jaromir Jagr and Martin Straka are named to the 2002 Czech Republic Olympic team.
- Mar. 31, 2001**—The Penguins clinch their team record 11th straight postseason appearance with a 5-3 win over the St. Louis Blues.
- Apr. 8, 2001**—Jagr finishes the season with 121 points to capture his fourth consecutive Art Ross Trophy (fifth overall) as the league's leading scorer. His 69 assists tie for the league lead.
- May 8, 2001**—Martin Straka scores in overtime to give Pittsburgh a 3-2 win in Game 6 of the second round against the Sabres to send the series to a seventh game.
- May 10, 2001**—Darius Kasparaitis—who had one goal in 55 previous playoff games—beats Dominik Hasek in overtime to give the Penguins a 3-2 win. The victory secures a spot in the Eastern Conference Finals against the New Jersey Devils, the Pens fourth trip to a Conference Finals.
- Oct. 15, 2001**—Rick Kehoe takes over as Penguins' head coach after Ivan Hlinka is relieved of the job.
- Dec. 11, 2001**—Alexei Kovalev records his 500th career point in a game against the Capitals.
- Jan. 30, 2002**—Mario Lemieux appears in his 807th game as a Penguin, passing Jaromir Jagr for first place on the team's all-time games played list.
- Feb. 27, 2002**—Mario Lemieux records career point 1,600 at home against Los Angeles.
- Feb. 8, 2003**—Mario Lemieux records his 1,000th career assist in Boston against the Bruins.
- March 18, 2003**—Martin Straka records his 500th NHL point against the Detroit Red Wings.
- April 15, 2003**—Rick Kehoe is relieved of head coaching duties.
- June 11, 2003**—Eddie Olczyk is named Penguins' head coach.
- Oct. 29, 2003**—Mario Lemieux's assist on Dick Tarnstrom's first period goal gives him 1,700 points for his career.
- June 10, 2004**—Former Penguins Paul Coffey and Larry Murphy are named to the Hockey Hall of Fame's class of 2004.
- July 22, 2005**—The Penguins win the NHL Entry Draft Lottery, receiving the right to the first-overall pick in the 2005 Entry Draft.
- July 30, 2005**—The Penguins select Sidney Crosby with the first-overall selection in the 2005 NHL Entry Draft.
- Oct. 5, 2005**—Sidney Crosby appears in his first NHL game and records an assist in a 5-1 loss at New Jersey.
- Dec. 15, 2005**—Michel Therrien is named Penguins head coach, replacing Eddie Olczyk.
- Dec. 16, 2005**—Mario Lemieux plays his last NHL game, a 4-3 home loss to Buffalo, due to atrial fibrillation (irregular heartbeat).
- Jan. 24, 2006**—Mario Lemieux announces his retirement as a player from the NHL.
- April 17, 2006**—Sidney Crosby becomes the youngest player in NHL history to reach 100 points with three assists in a 6-1 win over the New York Islanders.
- April 18, 2006**—Sidney Crosby adds a goal and an assist against Toronto to finish as the youngest player in history to record 102 points in a season.
- May 25, 2006**—Penguins hire Ray Shero as General Manager.
- June 24, 2006**—Penguins select Jordan Staal with the second-overall pick at the 2006 NHL Entry Draft.
- Oct. 5, 2006**—Marc-Andre Fleury recorded his third-career shutout with 40 saves against the Philadelphia Flyers on opening night at Mellon Arena. Fleury set an NHL record for number of saves in an opening-game shutout.
- Oct. 12, 2006**—Jordan Staal scored his first NHL goal in a 6-5 road win against the New York Rangers.
- Oct. 12, 2006**—Staal (age 18), Kris Letang (age 19) and Sidney Crosby (age 19) each scored a goal for the Penguins in a 6-5 victory over the Rangers, becoming the first trio of teenagers on one team to score in the same game since Oct. 17, 1982 when Buffalo's Dave Andreychuk, Paul Cyr and Phil Housley tallied for the Sabres in a 6-4 victory over the Edmonton Oilers.
- Oct. 18, 2006**—Evgeni Malkin made his NHL debut and scored a goal against New Jersey's Martin Brodeur.
- Oct. 21, 2006**—Staal scored a pair of shorthanded goals against Columbus to become the first player since 1982 to score his first three NHL goals shorthanded. Bill Gardner (Chicago) also scored his first three NHL goals shorthanded. Both he and Staal played junior hockey for Peterborough.
- Oct. 21, 2006**—Staal (18 years, 41 days) became the youngest NHL player to score two or more goals in one game since Dec. 21, 1943 when Bep Guidolin (18 years, 12 days) scored twice for Boston in an 8-5 win over Toronto.
- Oct. 21, 2006**—Staal became the youngest NHL player ever to score a pair of shorthanded goals in one game, breaking the record set by Radek Dvorak (Florida) on Dec. 12, 1997 (20 years, 278 days).
- Oct. 21, 2006**—Staal became the youngest player in NHL history to score on a penalty shot, breaking the record previously held by Nathan Horton (Florida) (18 years, 224 days) on Jan. 8, 2004.
- Oct. 28, 2006**—Sidney Crosby tallied his first NHL hat trick in a win against the Philadelphia Flyers.

- Nov. 1, 2006**—Evgeni Malkin became the first player in 89 years to tally goals in each of his first six NHL games. Malkin tallied the milestone goal at 8:29 of the first period and added the game-winner at 2:45 of overtime in the Penguins' 4-3 victory at Los Angeles. Before Malkin, only three players in NHL history had scored at least one goal in each of their first six (or more) games and all did so in 1917-18, the NHL's inaugural season: Montreal's Joe Malone, Ottawa's Cy Denny and Montreal's Newsy Lalonde tallied goals their first 14, 12 and eight games, respectively.
- Nov. 8, 2006**—Nils Ekman recorded his first NHL hat-trick. The natural hat-trick came in a span of 4:10 near the end of the second period. It was the fastest three goals scored by a Penguins player in the organization's history. Lowell MacDonald held the previous mark with three goals in 4:17 on Nov. 13, 1973 against Minnesota.
- Nov. 20, 2006**—Crosby skated in his 100th career contest at Philadelphia. Crosby recorded 132 points (49+83) through his first 100 games – the second highest total for any active NHL player. Teemu Selanne had 152 points in his first 100 NHL games.
- Nov. 22, 2006**—Evgeni Malkin scored his 10th goal of the season. That gave both Malkin (age 20) and Sidney Crosby (19) at least 10 goals through November. The only other teammates under the age of 21 to achieve this were Wayne Gretzky (31), Mark Messier (17) and Paul Coffey (14) in 1981 for the Edmonton Oilers.
- Nov. 25, 2006**—Sergei Gonchar tallied his 500th career point with an assist against the New York Rangers.
- Dec. 1, 2006**—Evgeni Malkin was named NHL Rookie of the Month for the second consecutive month. Malkin is the only player to achieve this since 1986 when Rox Hextall won the award twice in a row for the Flyers.
- Dec. 13, 2006**—Sidney Crosby posted the first six-point game (1+5) of his career. The surge put him in the NHL scoring lead at only age 19. The only other teenager to hold the NHL lead in points at any time in the league's "modern era" was Gretzky, briefly near the end of the 1979-80 season and early in the 1980-81 campaign.
- Dec. 15, 2006**—Sidney Crosby's four-point night against the NY Islanders made him only the third teenager in NHL history to record 10 or more points over a span of two team games. Gretzky did it in February 1980 and Los Angeles' Jimmy Carson in March 1988. Both Gretzky and Carson had 10 points in two games.
- Dec. 15, 2006**—Ryan Malone scored his first-career hat trick. Malone's father, Greg, had a hat trick for the Penguins in 1978-79. The Malones are the second father/son pair to record a hat trick for the same franchise. Ken Hodge Sr. and Ken Hodge Jr. did it for the Bruins.
- Dec. 15, 2006**—Mark Recchi tallied his 800th career assist.
- Dec. 19, 2006**—Crosby tallied his 100th career assist in the NHL in a game against the St. Louis Blues.
- Dec. 21, 2006**—Jordan Staal became the fifth rookie in NHL history to score five-or-more shorthanded goals in one season. The others to do that were Gerry Minor (six, 1980-81 Canucks), John Madden (six, 1999-2000 Devils), Dennis Maruk (five, 1975-76 Golden Seals) and Guy Carbonneau (five, 1982-83 Canadiens). It set a Penguins rookie record.
- Dec. 29, 2006**—Sidney Crosby collected three assists against Toronto. It gave him 118 points (37+81) in 78 games in the calendar year of 2006 – tops in the NHL.
- Jan. 7, 2007**—Mark Recchi scored his 1,300th career NHL point when he tallied a goal and had an assist vs. Tampa Bay.
- Jan. 24, 2007**—Sidney Crosby led the fan balloting for the All-Star Game with 825,783 votes. At 19 years, five months, Crosby is the youngest player voted to start the All-Star Game since fan balloting began in 1986. The youngest starter previously was the Penguins' Jaromir Jagr, elected to the Prince of Wales Conference lineup for the 1992 All-Star Game in Philadelphia (19 years, 11 months).
- Jan. 26, 2007**—Mark Recchi became the 38th player in NHL history to reach the 500-career goal plateau with a pair of tallies in a win over the Dallas Stars.
- Feb. 8, 2007**—Jordan Staal scored his 20th goal of the season in a win over the Philadelphia Flyers, making him the third player under the age of 21 to score 20 or more goals this season for the Penguins. Malkin (20), Crosby (19) and Staal (18) all reached the 20-goal mark on the season. The last team to have three players score 20 or more goals in the same season before their 21st birthday was Edmonton in 1981-82 (Gretzky, Messier and Paul Coffey). Gretzky and Messier both turned 21 years old in January that season but they each reached the 20-goal mark before their 21st birthday. Coffey did not turn 21 until after the season ended.
- Feb. 8, 2007**—Staal (at age 18 years, 151 days) is the third-youngest player in NHL history to reach the 20-goal plateau. He trails Toronto's Ted Kennedy (18 years, 79 days in 1943-44) and Crosby (18 years, 149 days in 2005-06) when they reached the 20-goal plateau.
- Feb. 10, 2007**—Jordan Staal became the youngest player (18 years, 153 days) to record a hat trick in NHL history. He broke the record held by Jack Hamilton, who was 18 years, 185 days old when he tallied four goals for Toronto against the Rangers on Dec. 4, 1943. The only Penguins rookies to record a hat trick prior to Staal were Pierre Larouche (March 12, 1975 vs. Boston), Doug Shedden (Jan. 2, 1982 vs. Hartford), Andy Brickley (Dec. 26, 1983 vs. Rangers), Jaromir Jagr (Feb. 2, 1991 vs. Boston) and Toby Petersen (Oct. 16, 2001 vs. Ottawa).
- Feb. 14, 2007**—Evgeni Malkin scored a goal to give him at least one point in 13-straight home games, which broke the Penguins rookie record established by Mario Lemieux in 1984-85. Malkin had 20 points (5+15) in that 13-game span.
- Feb. 16, 2007**—The Penguins extended their road unbeaten streak to eight games (6-0-2), which matched the franchise record for the longest streak of points in consecutive road games, which the Penguins first established from March 14-April 14, 1993.
- Feb. 18, 2007**—Evgeni Malkin extended his home point streak to 14 games (6+15) with a goal against the Capitals. It's the longest such streak by a rookie on any team in NHL history since Teemu Selanne had a pair of 13-game home point streaks for Winnipeg in 1992-93.

- Feb. 19, 2007**—The Penguins saw their 16-game points streak stopped at 14-0-2 with a 6-5 defeat at the New York Islanders. They had gone 39 days without a loss in regulation Jan. 10-Feb. 22. It was the second-longest points streak in franchise history. The 1992-93 Penguins earned a point in 18-straight contests (17-0-1) to close the regular season. Marc-Andre Fleury was 12-0-2 in the Penguins' points streak this season.
- Feb. 19, 2007**—Ryan Malone became the first player in NHL history to record a hat trick and score all three of his goals in the first minute of each period – No. 1, 45 seconds into the first period; No. 2, 49 seconds into second period and No. 3, 48 seconds into third period.
- March 2, 2007**—With a first-period goal against Carolina's Cam Ward, Sidney Crosby becomes the youngest player in NHL history to reach 200 career points at age 19 years, 207 days. Gretzky is the only player in NHL history to reach 200 career points while still a teenager (age 19 years, 347 days).
- March 4, 2007**—The Penguins completed a season sweep of the Flyers with a 4-3 overtime shootout victory at Mellon Arena. It gave the Penguins wins in their all eight of their games with Philadelphia in 2006-07. It is first time Pittsburgh has beaten an opponent eight times in one season. Previously, the only teams Pittsburgh had swept in a season series of six or more games were Boston (6-0-0, 1993-94), Ottawa (6-0-0, 1995-96) and Carolina (6-0-0, 1997-98). Also prior to this season, Penguins had never beaten the Flyers more than five times in one campaign, the most recent coming in 1992-93.
- March 6, 2007**—Jordan Staal tallied his seventh shorthanded goal of the year to set a new NHL rookie record.
- March 10, 2007**—Sidney Crosby scored a goal to reach 100 points for the second-straight season. He is just the fifth player in NHL history to score 100 points or more in each of his first two NHL seasons (Mario Lemieux, Peter Stastny, Wayne Gretzky, Mike Rogers).
- March 13, 2007**—Governor Ed Rendell, Allegheny County Chief Executive Dan Onorato and Mayor Luke Ravenstahl joined Pittsburgh Penguins co-owners Mario Lemieux and Ron Burkle in announcing a deal for a new multi-purpose arena that will keep the Penguins in Pittsburgh for at least the next 30 years.
- March 25, 2007**—Marc-Andre Fleury stopped all 29 shots he faced to pick up his fifth shutout of the season in a 5-0 win over Boston. He is the first Pittsburgh goaltender to earn a shutout victory over Boston since Jim Rutherford on Jan. 20, 1973.
- March 31, 2007**—The Penguins finished a brutal March schedule with a 12-3-2 record. It set an NHL record for most points earned (26) in one month when playing 17 games. They were the only team to play 17 games in March. The 1995-96 Rangers posed 25 points in 17 games in December, 1995.
- April 7, 2007**—Sidney Crosby recorded two assists to wrap up the Art Ross Trophy with 120 points in 79 games. At age 19 years, eight months, Crosby became the youngest player in NHL history to win the Art Ross Trophy. And, Crosby is the youngest scoring champion in any major professional sport. He is the only teenager to win the Art Ross Trophy in league history. The next-youngest was Wayne Gretzky, who won the title at 20 years and 3 months of age at the conclusion of the 1980-81 season. It marks the 12th time in the past 19 season that a Penguins player has won the Art Ross Trophy. Lemieux won the title six times, while Jagr claimed it on five occasions.
- April 7, 2007**—Evgeni Malkin won the rookie scoring title with 85 points to give the Penguins the overall points leader and rookie points leader. The last NHL team to finish a season with both was the 1959-60 Blackhawks. Bobby Hull won the Art Ross Trophy and Bill Hay led all rookies in points. Malkin is the first Penguins player to lead all NHL rookies in scoring since Lemieux in 1984-85.
- April 7, 2007**—The Penguins' 2-1 win over the Rangers gave the team 105 points, which marks a 47-point improvement over last season. It is the fourth-largest single-season turnaround in NHL history.
- April 11, 2007**—The Penguins played in the Stanley Cup playoffs for the first time since 2001.
- April 11, 2007**—Sidney Crosby and Jordan Staal scored their first-career Stanley Cup playoff goals. Staal is the fifth-youngest player to score a goal (18 years, 213 days) in the Stanley Cup playoffs and the youngest since Chicago's Grant Mulvey in 1975 (18 years, 212 days).
- April 14, 2007**—The Penguins earned their first Stanley Cup playoff win since May 15, 2001.
- April 16, 2007**—The Penguins hosted their first Stanley Cup playoff game at Mellon Arena since May 19, 2001.
- April 16, 2007**—Sidney Crosby became the fourth teenager in NHL history to score a goal in each of the first three postseason games of his career. The others were Wendel Clark (four games, 1986 Maple Leafs), Paul Coffey (three games, 1981 Oilers) and Glen Wesley (three games, 1988 Bruins).
- May 31, 2007**—Sidney Crosby named Penguins captain. At 19 years, nine months (297 days) he is the youngest team captain in NHL history. Previously, the youngest captain in NHL history was Tampa Bay's Vincent Lecavalier, who was named captain in March, 2000 at age 19 years, 10 months (324 days).
- Oct. 30, 2007**—Evgeni Malkin reached 100 points for his NHL career.
- Nov. 5, 2007**—Sidney Crosby's power-play tally gave the Penguins a power-play goal in 14-straight games to start the season. The 1988-89 Penguins recorded a power-play goal in each of their first 14 games. The team's overall record is 17 games (from Jan. 22-Feb. 27, 1986). The NHL record is 21 games to start the season, set by the 1982-83 Edmonton Oilers and matched by the 1989-90 New York Rangers.
- Nov. 15, 2007**—With an assist on Georges Laraque's game-winning goal, Sidney Crosby tallied his 250th NHL point in only his 179th game. He had 85 goals and 165 assists. In addition, the assist extended Crosby's career-best points streak to 18 games (10+18).
- Nov. 17, 2007**—Sidney Crosby and Evgeni Malkin had simultaneous 13-game point streaks, which tied the Penguins record for the longest such concurrent streak which was set by Mario Lemieux and Paul Coffey from Jan. 12-Feb. 10, 1990. There have been 10 such streaks in Penguins history which were 11-or-more games. Mario Lemieux has been in seven of those combinations. The NHL record is 28 games set by Wayne Gretzky and Paul Coffey while playing for the Edmonton Oilers during the 1985-86 season.
- Dec. 20, 2007**—Mario Lemieux, a Hockey Hall of Famer, was selected to join the International Ice Hockey Federation Hall of Fame in the player's category.

Dec. 23, 2007—Sidney Crosby is named TSN's Canadian Athlete of the Year.

Dec. 23, 2007—Penguins fans established a franchise record with the 31st-straight regular-season sellout at Mellon Arena. The Penguins previously recorded 30-straight regular-season sellouts between 1988 and 1989 – the final 28 games of the 1988-89 season and the first two of 1989-90. For this streak, the Penguins sold out the final 13 games of the 2006-07 regular season and all 18 games so far in 2007-08.

Jan. 1, 2008—Sidney Crosby's shootout goal gave the Penguins a 2-1 win over Buffalo at the NHL Winter Classic in Orchard Park, NY. It was the NHL's first regular season outdoor game in the United States and drew an NHL-record 71,217 fans to Ralph Wilson Stadium.

Jan. 3, 2008—Evgeni Malkin recorded his first NHL hat trick as he tallied three goals against the New York Rangers. The Penguins scored three goals in 48 seconds early in the third period, including Malkin's second tally of the night.

Feb. 26, 2008—The Penguins acquired Marian Hossa and Pascal Dupuis from Atlanta for Colby Armstrong, Erik Christensen, Angelo Esposito and a first-round choice in the 2008 NHL Entry Draft. The Penguins acquired Hal Gill from Toronto for a 2008 second-round draft choice and a 2009 fifth-round choice.

March 12, 2008—The Penguins reached the 40-win plateau for the second-straight season and ninth time in their history.

March 12, 2008—Penguins fans made history as the contest marked the 35th sellout of the season to snap the old mark of 34, which was set in 1988-89 and tied in 1989-90.

March 25, 2008—The Penguins won their 21st road game of the season with a 2-0 win at New Jersey. That is tied for the second-most road victories in a season in Penguins history: 1992-93 (24), 2006-07 (21).

March 31, 2008—The Penguins reached the 100-point mark in standings for the fifth time in club history. They have recorded 100 points in consecutive seasons for the second time in team history (1992-93, 1993-94).

April 2, 2008—With a 4-2 home win over the Flyers, the Penguins clinched their first division title since the 1997-98 season and sixth division title in club history. It was their first-ever Atlantic Division title.

April 13, 2008—Sidney Crosby set a Penguins playoff record for the fastest goal scored to start a period when he found the back of the net 12 seconds into the third period in the Penguins' 4-1 win in Ottawa in Game 3 of the Eastern Conference Quarterfinal. The Penguins set franchise records for fewest goals allowed (5) in a four-game playoff series. That broke the previous record of six in 1970 against Oakland.

April 25, 2008—The Penguins overcame a 3-0 deficit to beat the Rangers, 5-4, in Game 1 of the Eastern Conference Semifinal. The last time the Penguins overcame a three-goal deficit to win in the playoffs was the first game of the 1992 Stanley Cup Final, when they roared back to sweep Chicago and win their second straight Stanley Cup. The score in that game was also 5-4.

April 29, 2008—The Penguins pushed their playoff winning streak to seven games with a 5-3 win in New York. The seven-straight wins are the most in franchise history to start a playoffs.

April 29, 2008—According to Elias Sports Bureau, the Penguins tied a franchise record by scoring a power-play goal in seven consecutive playoff games. The first time they did it was from Apr. 5-21 in 1989. The NHL record for one playoff year is 16 consecutive games, set by Edmonton in 1988.

May 4, 2008—The Penguins eliminated the Rangers with a 3-2 home victory in Game 5 of the of the conference Semifinal to advance to their fourth conference finals.

May 13, 2008—The Penguins earned their first win of the season in Philadelphia with a 4-1 victory in Game 3 of the Eastern Conference Final. It raised the Penguins' postseason record to 11-1. They are the first team since the 1983 Edmonton Oilers and the fourth overall to win 11 of their first 12 in the playoffs. The two other teams to accomplish the feat were the 1968 and 1976 Montreal Canadiens.

May 18, 2008—The Penguins extended their sellout streak to 64-straight with Game 5 of the Eastern Conference Final against the Flyers. With a 6-0 shutout, the Penguins won their first-ever playoff series against Philadelphia and advanced to the Stanley Cup Final for only the third time in team history.

May 18, 2008—The Penguins improved their playoff record to 12-2. They are the 11th club since 1980 to enter the Stanley Cup Final with two losses or fewer.

May 24, 2008—The Penguins opened the Stanley Cup Final in Detroit with a 4-0 loss. It is the first Stanley Cup Final game for Pittsburgh since 1992.

May 26, 2008—Detroit shut out Pittsburgh, 3-0, in Game 2 of the Stanley Cup Final.

May 28, 2008—Sidney Crosby scored twice as the Penguins post a 3-2 home win over Detroit in Game 3 of the Stanley Cup Final.

May 31, 2008—Detroit posted a 2-1 win over the Penguins in Game 4 of the Stanley Cup Final.

June 2, 2008—In one of the most-thrilling games in Penguins history, the team rallied from a 3-1 deficit to post a 4-3 win in triple overtime of Game 5 of the Stanley Cup Final. Max Talbot scored with 35 seconds left in regulation to knot the game at 3-all and Petr Sykora scored the winner 9:57 into the third overtime. It was the fifth-longest game in Stanley Cup Final history. Fleury stopped 55 of the 58 shots he faced in the contest.

June 4, 2008—Detroit held on for a 3-2 win over the Penguins in Game 6 of the Stanley Cup Final to capture the Stanley Cup in Pittsburgh.

June 4, 2008—Sidney Crosby tied for the playoff lead with 27 points (6+21) in 20 games. Henrik Zetterberg had 27 points in 22 games. Crosby led the playoffs with 21 assists. Fleury tied for the league lead with 14 wins and had a playoff-best .933 save percentage.

- Oct. 2, 2008**—The Penguins played a preseason game in Helsinki, Finland, against Jokerit of the Finnish Elite League at Hartwall Arena. Pittsburgh won the game 4-1 on the strength of Sidney Crosby's three assists.
- Oct. 4, 2008**—The Penguins opened the season with back-to-back games against the Ottawa Senators in Stockholm, Sweden, as part of the NHL's Bridgestone NHL Premiere. The Penguins took the first game with a 4-3 overtime victory.
- Oct. 11, 2008**—Marc-Andre Fleury made a career-high 47 saves vs. New Jersey.
- Oct. 14, 2008**—Mike Zigomanis scored his first goal in a Penguins uniform. Matt Cooke and Eric Godard assisted on the goal for their first points with Pittsburgh.
- Oct. 18, 2008**—Sidney Crosby netted a milestone hat trick in Pittsburgh's 4-1 victory over the Toronto Maple Leafs. Crosby hit three career marks in the game with his 100th goal, 200th assist and 300th point.
- Oct. 18, 2008**—Evgeni Malkin notched his 200th career point on Crosby's 100th goal. That puck was cut in half for the two players to share.
- Nov. 11, 2008**—Jordan Staal recorded his second career hat trick and setup the game-winning overtime goal for a career-high four-point night in Pittsburgh's 7-6 win against the Stanley Cup Champion Detroit Red Wings at Joe Louis Arena. Staal scored all three goals in the third period, including the game-tying goal with 23 seconds left in regulation to send the game to overtime.
- Nov. 15, 2008**—The Penguins unveiled their blue third jerseys in a 5-2 triumph over the Buffalo Sabres at Mellon Arena. The jerseys were the ones worn by the team at last season's Winter Classic.
- Nov. 15, 2008**—Evgeni Malkin scored one goal and three assists for a four-point night against Buffalo. It was the 13th straight game that Malkin recorded at least one point. During that span, Malkin accumulated six goals and 21 assists for 27 points.
- Nov. 15, 2008**—Evgeni Malkin also set a career high with assists in 13 consecutive games, the third-longest assist streak in franchise history (one game shy of tying for second: Mario Lemieux, 14).
- Nov. 20, 2008**—Pittsburgh defeated the Atlanta Thrashers, 3-2, to open the season with a 12-4-3 record. That mark tied for the second-best start in franchise history through 19 games. The 1992-93 team also went 12-4-3.
- Nov. 20, 2008**—The Penguins victory over the Thrashers gave them a 7-0-1 record to start the month of November.
- Nov. 26, 2008**—Evgeni Malkin recorded his third career hat trick in Pittsburgh's 5-3 win at the New York Islanders. Malkin scored all three goals in the third period and within an 8:39 minute span. He also tallied an assist for a four-point game.
- Nov. 29, 2008**—Sidney Crosby recorded his first hat trick at Mellon Arena and second of his career (Oct. 28, 2006, at Philadelphia). He added an assist for a four-point effort.
- Dec. 1, 2008**—Sidney Crosby named NHL Player of the Week for the week of November 24-30. Crosby tallied nine points with six goals and three assist, including his second career hat trick, in three games during the week.
- Dec. 11, 2008**—Petr Sykora notched his first career hat trick in his 871st game. He had previously recorded 38 two-goal games, the most in NHL history without recording a hat trick. He also had an assist for a career-high four-point night.
- Dec. 15, 2008**—CONSOL Energy Inc. and the Pittsburgh Penguins announced a 21-year deal for the naming rights for the new Pittsburgh multi-purpose arena. Consol Energy Center will be home to the Pittsburgh Penguins for the 2010-11 NHL season.
- Dec. 27, 2008**—Sidney Crosby was rated No. 1 among the "100 People of Power and Influence" in the hockey world for the second straight year by *The Hockey News*.
- Dec. 30, 2008**—Jordan Staal played in his 200th career game. He became the youngest player in NHL history to play 200 games at 20-years, 111-days old (Patrick Marleau – 20 years, 115 days).
- Dec. 30, 2008**—Sidney Crosby played in his 250th career game. Crosby has 114 goals and 230 assists for 344 points in his first 250 contests, sixth most in NHL history for a player at the 250-game juncture.
- Jan. 3, 2009**—Sidney Crosby and Evgeni Malkin finished 1-2 in NHL all-star balloting. Crosby led the entire league for the third year in a row after receiving 1,713,021 votes, the most in the history of NHL All-Star fan balloting. Malkin, in second, garnered 1,585,936 votes. Both surpassed Jaromir Jagr's previous all-time record of 1,020,736 set in 2000.
- Jan. 13, 2009**—Marc-Andre Fleury makes 27 saves to record his 89th career victory, surpassing Denis Herron (88), for third all-time on the Penguins' goaltender list.
- Jan. 24, 2009**—Evgeni Malkin wins the NHL SuperSkills Accuracy Shooter Challenge. Malkin became the fifth player in history to have a perfect four for four score. Ottawa's Dany Heatley became the sixth player to reach that feat and the two went to a tie-breaker. Malkin prevailed in the next round by hitting three of the four targets and coming inches shy of going eight for eight.
- Jan. 30, 2009**—Evgeni Malkin scored his 100th career goal.
- Feb. 11, 2009**—Jordan Staal tallied an assist to record his 100th career point.
- Feb. 15, 2009**—Dan Bylsma was named Penguins interim head coach. Tom Fitzgerald joined the coaching staff as an assistant coach. Michel Therrien was relieved of his duties. Andre Savard was re-assigned within the organization.
- Feb. 16, 2009**—Dan Bylsma made his Penguins debut in a 3-2 shootout loss to the New York Islanders.
- Feb. 19, 2009**—Dan Bylsma won his first NHL game as head coach, a 5-4 decision over Montreal.
- March 8, 2009**—Pittsburgh defeated the Washington Capitals, 4-3, in a shootout. With the win the Penguins posted an 8-1-1

record under interim head coach Dan Bylsma. That's the best 10-game start for a Penguins' head coach in team history (Herb Brooks, 7-2-1, 1999-00).

March 8, 2009—Pittsburgh's 4-3 shootout victory at Washington ended the best five-game road trip in club history. The Penguins were a perfect 5-0.

March 10, 2009—Bill Guerin recorded his 400th career assist, becoming the eighth American-born player to join the 400/400 club.

March 17, 2009—Marc-Andre Fleury made 18 saves to earn his 105th career win and moved into second place on the Penguins' all-time wins list (Ken Wregget, 104).

March 17, 2009—Evgeni Malkin tied a career high with five points (2+3) against the Atlanta Thrashers. Malkin also broke the 100-point barrier for the second straight season.

April 7, 2009—Evgeni Malkin tallied his 300th career point.

April 7, 2009—Sidney Crosby scored two power-play goals to eclipse the 100-point barrier for the third time in his career. Evgeni Malkin also had over 100 points, marking the seventh time in franchise history that more than one player has netted 100-plus points in the same season. The most recent occurrence was in 1995-96 when Mario Lemieux (161), Jaromir Jagr (149) and Ron Francis (119) accomplished the feat.

April 11, 2009—Pittsburgh finished season with a 3-1 victory at Montreal. The Penguins went 18-3-4 for 40 points after Dan Bylsma was named interim head coach. Bylsma tied a record for the best 25-game start in NHL history for a coach hired during a season, joining Bep Guidolin (20-5-0, 40 points) with Boston in 1972-73. Bylsma's 40 points also tied him for second all-time for any coach's first 25 games, behind only Todd McLellan's 43 points (21-3-1) this season in San Jose.

April 25, 2009—The Penguins flipped a 3-0 deficit into a 5-3 series clinching victory at Philadelphia to eliminate the Flyers in six games and advance to the conference semifinals. It was the third time in club history that Pittsburgh overcame a 3-0 margin to win in the postseason.

May 4, 2009—Game 2 of the conference semifinals featured dueling hat tricks between superstars. Both Sidney Crosby and Washington's Alex Ovechkin recorded their first career postseason hat tricks.

May 21, 2009—Evgeni Malkin posted his first career postseason hat trick in Pittsburgh's 7-4 victory over the Carolina Hurricanes in Game 2 of the Eastern Conference Finals. He added an assist for a four-point effort.

May 21, 2009—Sidney Crosby scored the first goal of Game 2, tying an NHL playoff record with his sixth game-opening goal in a single postseason.

May 26, 2009—The Penguins advanced to their second straight Stanley Cup Final by eliminating the Hurricanes in a four-game sweep with a 4-1 Game 4 victory at Carolina.

June 12, 2009—Max Talbot scored both Pittsburgh goals in a 2-1 Game 7 victory at Detroit to lift the Penguins to their third

Stanley Cup Championship in franchise history.

June 12, 2009—The Penguins became the fourth team in NHL history to rebound from a 2-0 series deficit in the Stanley Cup Final to win the title.

June 12, 2009—Evgeni Malkin was named the Conn Smythe winner as postseason MVP, the third youngest recipient of the award, after posting 36 postseason points (14G-22A).

June 12, 2009—Evgeni Malkin became the fifth player in NHL history since expansion to win the regular-season and postseason scoring title, and first since Mario Lemieux (1992).


June 12, 2009—Sidney Crosby became the youngest captain in NHL history to lead his team to a Stanley Cup championship.

June 15, 2009—Nearly 400,000 fans pack the streets of downtown Pittsburgh for the Penguins' Stanley Cup victory parade.

UNIFORM HISTORY



Ken Schinkel (1970)



Syl Apps (1974)



Randy Carlyle (1983)

The Penguins have experienced plenty of changes in their history and their uniforms are no exception.

When the Penguins made their NHL debut at home on October 11, 1967, the team wore the colors light blue, dark blue, and white. Both the home (light blue) and road (white) uniforms simply had the word "PITTSBURGH" written diagonally down the front of the sweater with five white stripes with six thin navy blue stripes around the sleeves and bottom (home) and five dark blue stripes with six thin, white stripes around the sleeves and bottom (road). The logo, although not on the sweater, featured a hockey-playing penguin in a scarf over an inverted triangle, symbolizing the golden triangle of downtown Pittsburgh. The penguin and triangle were set inside a circle bearing the team name.

The following season (1968-69), the uniforms were changed so that the logo appeared on the game sweaters. The logo remained essentially the same, although the penguin was no longer wearing a scarf. The home (light blue) uniforms had a wide band of white trimmed in dark blue around each sleeve and the bottom, while the road (white) sweaters had bands of light blue trimmed in dark blue. The home (light blue) sweaters had white shoulder yokes and the road (white) sweaters had light blue shoulder yokes.

The Penguins wore light blue jerseys at home and white jerseys on the road until the 1970-71 season, when they began wearing white at home and light blue on the road. Beginning that same season, the Penguins became one of the first teams in NHL history to wear nameplates featuring a player's last name above the number on the back of the jersey. The nameplates with the player's last name were only added to the home (white) jerseys in 1970-71.

The uniforms themselves were essentially unchanged from 1968-69 to 1971-72, until the circle around the logo was removed, leaving only a penguin and a triangle, midway through the 1971-72 season.

The end of the 1971-72 season marked the final time the Penguins donned the light blue color in their uniforms until bringing the color back in 1977-78. Beginning in 1972-73, the Penguins replaced the light blue with a bolder, royal blue color. The Penguins uniforms were the same design as those worn from 1968-69 to 1971-72, but had the royal blue replacing the light blue. The Penguins kept this design for two seasons before switching again for 1974-75. During the Penguins' first seven years in the league, both home and road jerseys featured a lace-up collar at the base of the neck. The lace-up collars were also a thing of the past moving into the 1974-75 season.

Chevrons were used as the sleeve stripes for the 1974-75 season. Shaped in the form of an inverted V, the sleeve stripes were royal blue and white with navy blue cuffs on the home (white) jerseys. The road (royal blue) jerseys had white and navy blue sleeve stripes with white cuffs forming the chevrons. The colored shoulder yokes were also gone from the Penguins' uniforms. In 1974-75, the waist striping also changed to match the chevrons with royal blue, white, and navy blue moving down the home (white) uniforms and white, navy blue and white moving down the road (royal blue) uniforms.


The chevrons remained on the road uniforms for the next two seasons and the only change on the road (royal blue) uniforms was done to the hem striping. From top to bottom, the hem striping was white, royal blue and navy blue. The home (white) uniforms reverted back to the 1972-73 and 1973-74 designs, but did not have the lace-up collar from those prior seasons. The collar was now a solid navy blue color. The Penguins kept the 1975-76 design for both uniforms for the 1976-77 season as well.

For the 1977-78 season, the Penguins changed to a design that would essentially remain the very similar for the next 15 seasons. The uniforms were tri-colored with the Penguins doing away with the royal blue and bringing back the light blue the team wore in its first five seasons in the NHL. The home (white) uniforms featured navy blue sleeves with white and navy blue striping capped by light blue cuffs. The road (navy blue) uniforms featured white sleeves with light blue and white striping capped by navy blue cuffs. The front hem striping from top to bottom was light blue, white, navy blue and light blue on the home (white) uniforms and was white, navy blue, light blue and white on the road (navy blue) uniforms. The Penguins kept this uniform color pattern until midway through the 1979-80 season.


On Jan. 30, 1980 the Penguins wore black and gold for the first time. With the Steelers winning the Super Bowl and the Pirates capturing the World Series title in the same year, the Penguins hoped to gain fan support with aligning their colors with the other teams in the "City of Champions."



Paul Coffey (1989)



Mario Lemieux (1992)



Ron Francis (1993)

Boston protested the color change to the NHL, arguing that black and gold had always been exclusively associated with the Bruins. However, the Penguins prevailed by virtue of a precedent set by the Pittsburgh Pirates hockey club of the late 1920s, which sported the colors. The Penguins' new uniforms were the same design as the previous ones, with black replacing dark blue and gold replacing light blue. A third sleeve stripe was also added to both the home and road jerseys. The player numbers that were formerly on the sleeves were moved to the top of each shoulder with the new black and gold jerseys as well. From 1980-81 through the 1984-85 season, the team alternated wearing gold sweaters with white at home, which also featured the tri-color sleeve striping.

On March 15, 1983, Baz Bastien, the Penguins General Manager at the time, died tragically in a car accident as he returned home from a dinner honoring him. For the remainder of the 1982-83 season the Penguins added a black armband on the left sleeve of their home (white) jerseys.

For the 1988-89 season, the player numbers were moved from the shoulders to the sleeves as they were prior to the Penguins adopting the black and gold color scheme.

The NHL All-Star Game made its first appearance in Pittsburgh on January 21, 1990. The Penguins wore a 41st NHL All-Star patch on the left shoulder of their jerseys in 1989-90 and the beginning of 1990-91. Approximately during the same time frame, the NHL shield logo appeared on the back right hem of every jersey worn in the NHL.

Advancing to the Stanley Cup Final for the first time in team history, the Penguins honored this achievement by wearing the 1991 Stanley Cup Final patch on their home and road jerseys during every game of the 1991 Stanley Cup Final vs. Minnesota.

The 1991-92 season marked the NHL's 75th anniversary. The Penguins added the NHL 75th Anniversary logo to the right chest of their jerseys that season. In addition, the Penguins were also celebrating their 25th anniversary after joining the league in 1967-68. The Penguins added their own anniversary patch to the right shoulder of the jerseys.

Head coach "Badger" Bob Johnson passed away on November 26, 1991. The following night, the Penguins honored the memory of Johnson with a candlelight ceremony and placed a "Badger" memorial patch on the left shoulder of their jerseys.

After reaching the Stanley Cup Final for the second consecutive season, the Penguins proudly donned their second Stanley Cup Final patch in as many years. This time, the Final patch was sewn onto a piece of white (home) or black (road) material and then the material swatch was sewn over the NHL 75th Anniversary patch on the right chest of the jersey.

The black and gold uniforms remained virtually unchanged until 1992-93, when the triangle and penguin logo was modernized. The home (white) sweaters featured the new logo on the front and gold shoulder inserts. The road (black) sweaters had the city's name diagonally down the front, much like the original team uniforms, with the new logo on each shoulder. Also in 1992-93, the Stanley Cup turned 100-years old and was honored by each team by having a commemorative patch added to their jerseys during the season. The Penguins wore the patch on the right chest of their home (white) jerseys and did not wear the patch on their road (black) jerseys due to the lack of an appropriate place to put the patch with the new "PITTSBURGH" diagonal jerseys with the new logos on each shoulder.

During the 1995-96 season, the Penguins were one of five NHL teams to introduce a third jersey. The Penguins' new uniform, which made its debut on January 27, 1996 vs. the Philadelphia Flyers, featured a black background with a new, modernized midsection, shoulder and sleeve design that included innovative striping and a blend of team colors.

The "PITTSBURGH" road jerseys became defunct after the 1996-97 season with the then alternate uniform replacing it as the team's uniform away from the Igloo for the 1997-98 season.

In 1999-00, the NHL commemorated the league's advance into the new millennium with an NHL2000 patch that was placed on the right chest of each team's jerseys in team colors. The Penguins' NHL2000 patch was black with silver lettering.

Traveling to Japan for the first two games of the 2000-01 season to face the Nashville Predators, the Penguins wore a commemorative GameOne/Japan patch on the right chest of their home (white) jerseys and black (road) jerseys.

On October 28, 2000 the Penguins hosted the New Jersey Devils and introduced a new third jersey with an eye for the past. The black sweater featured the popular "skating penguin" logo, which the team wore during its 1991 and 1992 Stanley Cup championship seasons, and the newest color addition, Vegas Gold. This black jersey served as the Penguins' third jersey for the 2000-01 and 2001-02 seasons.

The 2001-02 season marked the final year the Penguins would wear the former alternate jerseys that were introduced in 1995-96 and the home (white) jerseys that were unveiled back in 1992-93.




Tom Barrasso (1999)

In 2002-03, the Penguins introduced a white counterpart to the black "skating penguin" and Vegas Gold colored jerseys. These "skating penguin" uniforms served as the Penguins home and road jerseys from 2002-03 to 2006-07.

The 2007-08 season marks yet another change in the Penguins uniforms. On Jan. 22, 2007 during the NHL All-Star break, the NHL and Reebok unveiled the new Rbk EDGE Uniform System. Stretch fabric in the collar and stretch mesh in areas of the tighter jersey, including the underarms and back, provide additional range of motion and increased ventilation. There is also new water repellant technology, helping retain three-quarters less moisture than the current jersey. The Penguins' jerseys now feature thicker Las Vegas Gold side sections, while the black and white body portions of the jersey go all the way to the bottom hem. The cuffs and underarms and black on the white-based jerseys and are white on the black-based uniforms. Additional Vegas Gold inserts appear on the sleeves just below the numbers. The NHL shield also has moved from the back right hem to the base of the front neckline.

The Penguins wore retro jerseys when they battled the Sabres at th NHL Winter Classic on January 1, 2008 at Ralph Wilson Stadium. The Penguins wore powder blue jerseys patterned after the 1968-69 uniforms. The jersey featured the Penguins logo inside a circle. There was a wide band of white trimmed in dark blue around each sleeve and the bottom with white shoulder yokes. The jersey became the club's official alternate third jersey for the 2008-09 season.



Alexei Kovalev (2002)



Sergei Gonchar (2006)



Jordan Staal (2006)



Evgeni Malkin (2007)



Marc-Andre Fleury (2008)



Sidney Crosby (2008)

UNIFORM NUMBERS

- 1** Hank Bassen, Joe Daley, Paul Hoganson, Cam Newton, Roy Edwards, Jim Rutherford, Bob Johnson, Gordon Laxton, Denis Herron, Rob Holland, Paul Harrison, Steve Guenette, Pat Riggin, Wendell Young, Rob Dopson, Peter Skudra, Johan Hedberg, **John Curry**
- 2** Leo Boivin, Duane Rupp, Bob Paradise, Ed Van Impe, Tom Edur, Tom Bladon, Pat Price, Gilles Lupien, Brian Lundberg, Phil Bourque, Greg Fox, Joe McDonnell, Todd Charlesworth, Chris Dahlquist, Jim Paek, Chris Tamer, Josef Melichar, Hal Gill
- 3** Al MacNeil, John Arbour, Bob Woytowich, Tim Horton, Jack Lynch, Ron Stackhouse, Bennett Wolf, Norm Schmidt, Doug Bodger, Jim Kyte, Jim Paek, Grant Jennings, Sergei Zubov, Stefan Bergkvist, Dan Trebil, Marc Bergevin, Jamie Pushor, Steve Poapst, Mark Eaton, **Alex Goligoski**
- 4** Noel Price, Bob Blackburn, Dave Burrows, Dale Tallon, Paul Baxter, Marty McSorley, Phil Bourque, Chris Dahlquist, Dwight Schofield, Larry Murphy, Gord Dineen, Greg Andrusak, Greg Hawgood, Corey Foster, Kevin Hatcher, Jeff Norton, Bobby Dollas, Jamie Pushor, Mike Wilson, Dan Focht, Cory Cross, Noah Welch, Rob Scuderi
- 5** Dick Mattiussi, Ted Lanyon, Bryan Watson, Ab DeMarco, Barry Wilkins, Steve Lyon, Mario Faubert, Lex Hudson, Ron Meighan, Bryan Maxwell, Mike Rowe, Ville Siren, Gord Dineen, Ulf Samuelsson, Brad Werenka, Janne Laukkanen, Patrick Boileau, Rob Scuderi, Darryl Sydor
- 6** Dunc McCallum, Tracy Pratt, Sheldon Kannegiesser, Ron Jones, Colin Campbell, Tom Price, Kim Clackson, Bennett Wolf, Errol Thompson, Greg Hotham, Jim Johnson, Todd Charlesworth, Scott Young, Jeff Chychrun, Peter Ahola, Mike Ramsey, Neil Wilkinson, Bob Boughner, Rick Berry, Richard Lintner, Nolan Baumgartner, Martin Strbak, Ryan Whitney, Joel Kwiatkowski
- 7** Art Stratton, Lou Angotti, Bryan Hextall, Steve Durbano, Russ Anderson, Rick MacLeish, Ian Turnbull, Rod Buskas, Joe Mullen, Andrew Ference, Kelly Buchberger, Matt Hussey, Michel Ouellet, **Mark Eaton**
- 8** Val Fonteyne, Jim Wiley, Rick Kehoe, Hartland Monahan, Dave Schultz, Mike Meeker, Bob Stewart, Dave Burrows, Randy Boyd, Tom O'Regan, Petteri Lehto, Terry Ruskowski, Perry Ganchar, Bryan Smolinski, Kevin Miller, Garry Valk, Bobby Dollas, Hans Jonsson, Matt Bradley, Mark Recchi
- 9** Andy Bathgate, Charlie Burns, Billy Hicke, Al McDonough, Chuck Arnason, Simon Nolet, Blair Chapman, Mark Johnson, Stan Jonathan, Rich Sutter, Ron Flockhart, John Chabot, Wilf Paiement, Andrew McBain, Tony Tanti, Ron Francis, Len Barrie, Dan Quinn, Greg Johnson, German Titov, Rene Corbet, Jeff Toms, Rico Fata, Andy Hilbert, **Pascal Dupuis**
- 10** Earl Ingarfield, George Swarbrick, Keith McCreary, Robin Burns, Ted Snell, Pierre Larouche, Peter Lee, Gary Rissling, Bob Errey, Wayne Babych, Ron Duguay, Dan Quinn, Barry Pederson, Ron Francis, Ville Nieminen, John LeClair, Gary Roberts
- 11** Gene Ubriaco, Tracy Pratt, Nick Harbaruk, Bernie Lukowich, Vic Hadfield, John Flesch, Tom Cassidy, George Ferguson, Anders Hakansson, Rocky Saganuik, Tim Tookey, Troy Loney, Dwight Mathiasen, Lee Giffin, Alain Lemieux, Warren Young, John Cullen, Alek Stojanov, Shawn Antoski, Darius Kasparaitis, Alexandre Daigle, Lasse Pirjeta, Guillaume Lefebvre, **Jordan Staal**
- 12** Ken Schinkel, Blaine Stoughton, Kelly Pratt, Greg Malone, Mitch Lamoreux, Dean DeFazio, Tom O'Regan, Tom Roulston, Bob Errey, Larry Depalma, Troy Murray, Chris Wells, Richard Park, Sean Pronger, Martin Sonnenberg, Billy Tibbetts, Michal Sivek, Ryan Malone
- 13** Jim Hamilton, Charlie Simmer, **Bill Guerin**
- 14** Billy Dea, Rick Kessel, Ron Snell, Lowell MacDonald, Rene Robert, Wayne Bianchin, Nick Libett, Doug Shedden, Dan Quinn, Chris Kontos, Bryan Erickson, Jock Callander, Gordie Roberts, Dave Tippett, Brad Lauer, Stu Barnes, Pat Falloon, Milan Kraft, Shane Endicott, Chris Minard, **Chris Kunitz**
- 15** Bob Dillabough, Billy Harris, George Swarbrick, Steve Cardwell, Yvon Labre, Brian McKenzie, Rick Kessel, Bob McManama, Stan Gilbertson, Pat Boutette, Gary Rissling, Randy Cunneyworth, Dave Capuano, Doug Smith, Randy Gilhen, Shawn McEachern, Dmitri Mironov, Josef Beranek, Robert Dome, Roman Simicek, Wayne Primeau, Brian Holzinger, Niklas Nordgren, Michael Zigomanis
- 16** Wayne Hicks, Ron Snell, Glen Sather, Sheldon Kannegiesser, Ron Lalonde, Lew Morrison, Derek Sanderson, Kim Davis, Mike Meeker, Gary McAdam, Bennett Wolf, Marc Chorney, Mark Taylor, Jim McGeough, Kevin LaVallee, Charlie Simmer, Steve Gotaas, Jay Caulfield, Mike Hudson, Joe Dziedzic, Eddie Olczyk, Jeff Serowik, Dennis Bonvie, Kris Beech, Erik Christensen, **Paul Bissonette**
- 17** Billy Speer, Bill LeCaine, Ron Schock, Rick Kehoe, Lee Giffin, Brad Aitken, Tomas Sandstrom, Peter Ferraro, Brian Bonin, Tom Chorske, Toby Petersen, Matt Murley, Karl Stewart, Petr Sykora
- 18** George Konik, Wally Boyer, Lowell MacDonald, Ross Lonsberry, Kevin McClelland, Tom Roulston, Craig Simpson, Jimmy Mann, Mark Recchi, Richard Zemplak, Jeff Daniels, Ken Priestley, Francois Leroux, Garry Valk, Patrick Lebeau, Ryan Savoia, Josef Beranek, Shean Donovan, Steve Webb, Eric Boguniecki, Dominic Moore, Adam Hall, Marian Hossa

- 19** Bob Rivard, Jean Pronovost, Dale Tallon, Greg Sheppard, Rick MacLeish, Grant Sasser, Arto Javananien, Willy Lindstrom, Dave McLlwain, Randy Gilhen, Bryan Trottier, Rico Fata, Ramzi Abid, Ryan Whitney
- 20** Ab McDonald, Bob Woytowich, Dean Prentice, Robin Burns, John Stewart, Steve Cardwell, Yvon Labre, Jacques Cossette, Yves Bergeron, Pete Mahovlich, Paul Marshall, Paul Gardner, Gary Rissling, Moe Mantha, Dave Hunter, Dave Hannan, Jamie Leach, Jeff Daniels, Luc Robitaille, Bryan Smolinski, Greg Johnson, Roman Oksiuta, Robert Lang, Mathias Johansson, Mike Eastwood, Colby Armstrong, Janne Pesonen
- 21** Keith McCreary, Michel Briere
- 22** Paul Andrea, Greg Polis, Bob Kelly, Brian Spencer, Kim Davis, Mike Bullard, Neil Belland, Dwight Mathiasen, Jim McGeough, Chris Joseph, Wayne Van Dorp, Steve Dykstra, Paul Stanton, Rick Tocchet, Norm Maciver, Jason Woolley, Sven Butenschon, Dan LaCouture, Randy Robitaille, Matt Murley, Ric Jackman, Chris Thorburn, Jeff Taffe
- 23** Mel Pearson, Jean Guy Legace, Doug Barrie, Rick Kessell, John Stewart, Bob Leiter, Eddie Shack, Larry Bignell, Nelson Debenedet, Ed Gilbert, Jim Hamilton, Rod Schutt, Gary Rissling, Doug Lecuyer, Rich Sutter, Andy Brickley, Wally Weir, Randy Hillier, Kjell Samuelsson, Paul Stanton, Chris Joseph, Domenic Pittis, Fredrik Olausson, Victor Ignatjev, Steve Leach, Dan Trebil, Steve McKenna, Shane Endicott, Eric Boguniecki
- 24** Gary Swain, Rod Zaine, Tim Horton, Eddie Schack, Jean Guy Lagace, Larry Bignell (playoffs only), Mario Faubert, Don Awrey, Bob Paradise, Pat Hughes, Marc Chorney, Pat Graham, Rob Garner, Ted Bulley, Kevin McCarthy, Roger Belanger, Dwight Mathiasen, Troy Loney, Doug Brown, Ian Moran, Lyle Odelein, Kris Beech, **Matt Cooke**
- 25** Robin Burns, John Stewart, Darryl Edestrand, Nick Beverly, Dennis Owchar, Greg Redquest, Tom Price, Randy Carlyle, Kevin McCarthy, Ted Nolan, Norm Schmidt, Alek Stojanov, Dan Kesa, Jeff Norton, Kevin Stevens, Marc Bergevin, **Maxime Talbot**
- 26** Dunc McCallum, Mike McMahon, Syl Apps, Pete Mahovlich, Orest Kindrachuk, Paul Mulvey, Steve Gatzos, Wayne Babych, Mike Blaisdell, Mark Kachowski, Mike Stapleton, Richard Park, Dave McLlwain, Petr Klima, Darius Kasparaitis, Garry Valk, Frantisek Kucera, Kent Manderville, Landon Wilson, Ronald Petrovicky, **Ruslan Fedotenko**
- 27** Jim Morrison, Joe Noris, Jim Shires, Hank Nowak, Yves Bergeron, Pete Laframboise, Mike Corrigan, Jacques Cossette, Rod Schutt, Todd Charlesworth, Gilles Meloche, Scott Bjugstad, Gilbert Delorme, Glen Murray, Eddie Olczyk, Alexei Kovalev, Georges Laraque, **Craig Adams**
- 28** Harvey Bennett, Mario Faubert, Gene Carr, Tom Price, Jim Hamilton, Bob Simpson, Tim Hrynewich, Bruce Crowder, Robert Geale, Steve Gatzos, Dan Frawley, Gordie Roberts, Kjell Samuelsson, Greg Andrusak, Jeff Christian, Craig Muni, Dan Kesa, Michal Rozsival, Matt Hussey, Jani Rita, Nils Ekman, Adam Hall, **Eric Godard**
- 29** Al Smith, Jim Rutherford, Denis Herron, Andy Brown, Gary Inness, Bob Stumpf, Dunc Wilson, Greg Millen, Michel Dion, Phil Bourque, Markus Naslund, Tyler Wright, Krzysztof Oliwa, Brooks Orpik, **Marc-Andre Fleury**
- 30** Les Binkley, Marv Edwards, Cam Newton, Andy Brown, Gary Inness, Bob Taylor, Gordon Laxton, Paul Gardner, Kim Davis, Gary Edwards, Roberto Romano, Steve Guenette, Alain Chevrier, Phillipe DeRouville, Jean-Sebastien Aubin, Dany Sabourin
- 31** Michel Plasse, Nick Ricci, Vincent Tremblay, Brian Ford, Carl Mokosak, Rich Tabaracci, Tom Barrasso, Ken Wregget, Ron Tugnutt, Rich Parent, Sebastien Caron
- 32** Dave Hannan, Dave Goertz, Pat Mayer, Peter Taglianetti, John Slaney, Greg Crozier, Dick Tarnstrom, Alain Nasreddine, Chris Minard, Mathieu Garon
- 33** Tony Feltrin, Bob Simpson, Rocky Saganiuk, Bob Gladney, Doug Bodger, Mike Rowe, Mitch Wilson, Zarley Zalapski, Bryan Fogarty, Marty McSorley, Jim McKenzie, Stefan Bergkvist, Alex Hicks, Dan LaCouture, Guillaume Lefebvre, Reid Simpson, Ziggy Palffy, Eric Cairns, Ryan Stone
- 34** Andre St. Laurent, Tom Thornbury, Greg Tebbutt, Randy Hillier, Ted Nolan, Todd Charlesworth, Lee Griffin, Dwight Mathiasen, Scott Young, Dave Michayluk (playoffs only), Greg Brown, Rusty Fitzgerald, Jeff Christian, Peter Popovic, Garth Snow, Ross Lupaschuk, Ramzi Abid, Jonathan Filewich
- 35** Roberto Romano, Warren Young, Darren Lowe, Ron Duguay, Brad Aitken, Tom Barrasso, Ty Conklin
- 36** Jock Callender, Pat Neaton, Greg Andrusak, Corey Foster, Brad Lauer, J.J. Daigneault, Matthew Barnaby, Tom Kosotopoulos, Andre Roy, Connor James
- 37** Justin Duberman, Ladislav Karabin, Greg Andrusak, Kip Miller, Tom Kostopoulos, Mikael Samuelsson, Ryan VandenBussche, Jarkko Ruutu, Bill Thomas
- 38** Scott Gruhl, Jiri Hrdina, Peter Allen, Andreas Johansson, Jan Hrdina, Jeff Taffe, Jonathan Filewich
- 39** Mike Needham, Peter Allen, Joel Bouchard, Jon Sim

40 Frank Pietrangelo, Patrick Lalime, Andy Chiodo

41 Shane Endicott, Jocelyn Thibault, Nathan Smith

42 Tuomas Gronman, **Dustin Jeffrey**

43 Jeff Daniels, Tomas Surovy, Philippe Boucher

44 Todd Nelson, Drake Berehowsky, Ed Patterson, Rob Brown, Stephane Richer, **Brooks Orpik**

45 Mike Needham (playoffs only), Glen Mulvenna, Martin Sonnenberg, Rob Scuderi

46 Victor Ignatjev, Pavel Skrbek, Jeff Toms

47 Maxim Galanov, Michal Sivek, Micki DuPont, Tim Brent, Danny Richmond

48 Sven Butenschon, Jeff Serowik, Konstantin Koltsov, **Tyler Kennedy**

49 Greg Andrusak, Matt Hussey

50 Martin Brochu

51 Dave Roche

52 Rusty Fitzgerald

54 Ryan Lannon

55 Larry Murphy, Drake Berehowsky, Ric Jackman, **Sergei Gonchar**

56 Sergei Zubov,

57 Chris Ferraro, Shawn Heins

58 **Kris Letang**

59 Robert Dome, Michel Ouellet

61 **Luca Caputi**

63 **Tim Wallace**

65 **Ben Lovejoy**

66 Mario Lemieux

67 Alex Goligoski

68 Jaromir Jagr

71 Jiri Slegr, Konstantin Koltsov, **Evgeni Malkin**

72 Jeff Christian, Eric Meloche

76 Richard Park

77 Paul Coffey

81 Miroslav Satan

82 Martin Straka

85 Petr Klima

87 **Sidney Crosby**

92 Rick Tocchet

93 Petr Nedved

95 Aleksey Morozov

HONORS/AWARDS

PROFESSIONAL HOCKEY HALL OF FAME

Red Kelly	1969
Tim Horton	1977
Andy Bathgate	1978
Leo Boivin	1986
William 'Scotty' Bowman	1991
Bob Johnson	1992
Mario Lemieux	1997
Bryan Trottier	1997
Joe Mullen	2000
Craig Patrick	2001
Paul Coffey	2004
Larry Murphy	2004
Herb Brooks	2006

U.S. HOCKEY HALL OF FAME

Bob Paradise	1989
Herb Brooks	1990
Bob Johnson	1991
Jack Kelley	1993
Craig Patrick	1996
Joe Mullen	1998
Mike Ramsey	2002
Mark Johnson	2004
Tom Barrasso	2009
John LeClair	2009

RETIRED NUMBERS

Michel Briere	21
Mario Lemieux	66

100 POINT CLUB

Pierre Larouche	1975-76
Jean Pronovost	1975-76
Mario Lemieux	1984-85, 1985-86, 1986-87, 1987-88, 1988-89, 1989-90, 1991-92, 1992-93, 1995-96, 1996-97
Rob Brown	1988-89
Paul Coffey	1988-89, 1989-90
Mark Recchi	1990-91
Kevin Stevens	1991-92, 1992-93
Rick Tocchet	1992-93
Ron Francis	1992-93, 1995-96
Jaromir Jagr	1995-96, 1997-98, 1998-99, 2000-01
Sidney Crosby	2005-06, 2006-07, 2008-09
Evgeni Malkin	2007-08, 2008-09

ART ROSS TROPHY

Mario Lemieux	1988, 1989, 1992, 1993, 1996, 1997
Jaromir Jagr	1995, 1998, 1999, 2000, 2001
Sidney Crosby	2007
Evgeni Malkin	2009

HART MEMORIAL TROPHY

Mario Lemieux	1988, 1993, 1996
Jaromir Jagr	1999
Sidney Crosby	2007

LADY BYNG TROPHY

Rick Kehoe	1981
Ron Francis	1995, 1998

CONN SMYTHE TROPHY

Mario Lemieux	1991, 1992
Evgeni Malkin	2009

CALDER MEMORIAL TROPHY

Mario Lemieux	1985
Evgeni Malkin	2007

JAMES NORRIS TROPHY

Randy Carlyle	1981
---------------	------

FRANK SELKE TROPHY

Ron Francis	1995
-------------	------

BILL MASTERTON TROPHY

Lowell MacDonald	1973
------------------	------

Mario Lemieux	1993
---------------	------

LESTER B. PEARSON AWARD

Mario Lemieux	1986, 1988, 1993, 1996
---------------	------------------------

Jaromir Jagr	1999, 2000
--------------	------------

Sidney Crosby	2007
---------------	------

DODGE PERFORMER OF THE YEAR

Mario Lemieux	1988, 1989
---------------	------------

DODGE PERFORMANCE OF THE YEAR

Mario Lemieux	1988
---------------	------

DODGE RAM TOUGH AWARD

Mario Lemieux	1989
---------------	------

PRO SET NHL PLAYER OF THE YEAR

Mario Lemieux	1992
---------------	------

NHL PLUS/MINUS AWARD

Mario Lemieux	1993
---------------	------

Ron Francis	1995
-------------	------

NHL FIRST TEAM ALL-STAR

Randy Carlyle - D	1981
-------------------	------

Mario Lemieux - C	1988, 1989, 1993, 1996, 1997
-------------------	---------------------------------

Paul Coffey - D	1989
-----------------	------

Kevin Stevens - LW	1992
--------------------	------

Jaromir Jagr - RW	1995, 1996, 1998, 1999, 2000, 2001
-------------------	---------------------------------------

Sidney Crosby - C	2007
-------------------	------

Evgeni Malkin - C	2008, 2009
-------------------	------------

NHL SECOND TEAM ALL-STAR

Mario Lemieux - C	1986, 1987, 1992, 2001
-------------------	------------------------

Paul Coffey - D	1990
-----------------	------

Kevin Stevens - LW	1991, 1993
--------------------	------------

Tom Barrasso - G	1993
------------------	------

Larry Murphy - D	1993, 1995
------------------	------------

Jaromir Jagr - RW	1997
-------------------	------

NHL ALL-ROOKIE TEAM

Mario Lemieux - C	1985
-------------------	------

Warren Young - LW	1985
-------------------	------

Zarley Zalapski - D	1989
---------------------	------

Jaromir Jagr - RW	1991
-------------------	------

Patrick Lalime - G	1997
--------------------	------

Sebastien Caron - G	2003
---------------------	------

Ryan Malone - LW	2004
------------------	------

Sidney Crosby - C	2006
-------------------	------

Evgeni Malkin - C	2007
-------------------	------

Jordan Staal - C	2007
------------------	------

ALL-STAR GAME

SEASON	SITE	TEAM	PLAYER	G/MP	A	PTS/GA
2008-09	Montreal	Eastern Conference	Sidney Crosby*\$	--	--	--
			Evgeni Malkin*	1	0	1
2007-08	Atlanta	Eastern Conference	Sidney Crosby*\$	--	--	--
			Evgeni Malkin#	0	2	2
			Sergei Gonchar	0	0	0
2006-07	Dallas	Eastern Conference	Sidney Crosby*	0	0	0
2005-06	No Game Played					
2004-05	No Game Played					
2003-04	Minnesota	Eastern Conference	No Penguins Selected			
2002-03	Sunrise, FL	Eastern Conference	Alexei Kovalev	0	0	0
		Eastern Conference	Mario Lemieux\$	--	--	--
2001-02	Los Angeles	North America	Mario Lemieux	1	0	1
2000-01	Denver	World	Jaromir Jagr*\$	--	--	--
		World	Alexei Kovalev	1	1	2
		North America	Mario Lemieux	1	1	2
1999-00	Toronto	World	Jaromir Jagr*	1	0	1
1998-99	Tampa Bay	World	Jaromir Jagr*	0	1	1
		World	Martin Straka	0	0	0
1997-98	Vancouver	World	Jaromir Jagr	1	0	1
1996-97	San Jose	Eastern Conference	Mario Lemieux*	2	1	3
		Eastern Conference	Kevin Hatcher	0	0	0
		Eastern Conference	Jaromir Jagr*\$	--	--	--
1995-96	Boston	Eastern Conference	Mario Lemieux*	0	2	2
		Eastern Conference	Jaromir Jagr*	1	0	1
		Eastern Conference	Ron Francis	0	1	1
1994-95	No Game Played					
1993-94	New York (MSG)	Eastern Conference	Jaromir Jagr\$	--	--	--
		Eastern Conference	Larry Murphy	0	0	0
		Eastern Conference	Joe Mullen	1	1	2
1992-93	Montreal	Wales Conference	Mario Lemieux*\$	--	--	--
		Wales Conference	Kevin Stevens*	1	2	3
		Wales Conference	Jaromir Jagr*	1	1	2
		Wales Conference	Rick Tocchet&	2	0	2
1991-92	Philadelphia	Wales Conference	Mario Lemieux*	0	1	1
		Wales Conference	Paul Coffey*	0	0	0
		Wales Conference	Kevin Stevens*	1	0	1
		Wales Conference	Jaromir Jagr*	0	1	1
		Wales Conference	Bryan Trottier	1	0	1

* - Voted to starting lineup

\$ - Missed game due to injury & - Named to replace Lemieux

- Named to replace Crosby

table of
contentsteam
information

players

2008-09
season

opponents

history

playoff
historymedia
information2009-10
schedule

SEASON	SITE	TEAM	PLAYER	G/MP	A	PTS/GA
1990-91	Chicago	Wales Conference	Paul Coffey*	0	0	0
		Wales Conference	John Cullen	0	1	1
		Wales Conference	Mark Recchi	0	0	0
		Wales Conference	Kevin Stevens	1	0	1
1989-90	Pittsburgh	Wales Conference	Paul Coffey	0	2	2
		Wales Conference	Mario Lemieux* (MVP)	4	0	4
1988-89	Edmonton	Wales Conference	Rob Brown	0	0	0
		Wales Conference	Paul Coffey*	0	0	0
		Wales Conference	Mario Lemieux*	1	1	2
1987-88	St. Louis	Wales Conference	Paul Coffey*	0	0	0
		Wales Conference	Mario Lemieux* (MVP)	3	3	6
1986-87	Quebec (2 gms)	NHL ALL-STARS	Mario Lemieux*	0	3	3
1985-86	Hartford	Wales Conference	Mario Lemieux*	0	0	0
1984-85	Calgary	Wales Conference	Mario Lemieux* (MVP)	2	1	3
1983-84	New Jersey	Wales Conference	Mike Bullard	0	0	0
1982-83	New York (LI)	Wales Conference	Rick Kehoe	0	0	0
1981-82	Washington	Wales Conference	Randy Carlyle	0	1	1
		Wales Conference	Michel Dion	30	--	2
1980-81	Los Angeles	Wales Conference	Randy Carlyle	0	0	0
		Wales Conference	Rick Kehoe	0	1	1
1979-80	Detroit	Wales Conference	Ron Stackhouse	1	0	1
1978-79	New York (MSG)	NHL ALL-STARS	No Penguins Selected			
1977-78	Buffalo	Wales Conference	Jean Pronovost	0	0	0
1976-77	Vancouver	Wales Conference	Jean Pronovost	0	0	0
1975-76	Philadelphia	Wales Conference	Dave Burrows	0	0	0
		Wales Conference	Pierre Larouche	0	0	0
		Wales Conference	Jean Pronovost	0	0	0
1974-75	Montreal	Wales Conference	Syl Apps (MVP)	2	0	2
		Wales Conference	Jean Pronovost	0	0	0
1973-74	Chicago	Western Conference	Dave Burrows	0	0	0
		Western Conference	Lowell MacDonald	1	1	2
		Western Conference	Al McDonough	1	0	1
1972-73	New York (MSG)	Western Conference	Lowell MacDonald	0	1	1
		Western Conference	Greg Polis (MVP)	2	0	2
1971-72	Bloomington, MN	Western Conference	Greg Polis	0	0	0
1970-71	Boston	Western Conference	Greg Polis	0	0	0
1969-70	St. Louis	Western Conference	Dean Prentice	1	0	1
		Western Conference	Bob Woytowich	0	1	1
1968-69	Montreal	Western Conference	Ken Schinkel	0	0	0
1967-68	Toronto	NHL ALL-STARS	Ken Schinkel	0	0	0

* - Voted to starting lineup \$ - Missed game due to injury & - Named to replace Lemieux

- Named to replace Crosby

table of
contents

team
information

players

2008-09
season

opponents

history

playoff
history

media
information

2009-10
schedule

1967-68

HIGHLIGHTS

- Andy Bathgate scores the first franchise goal against Rogie Vachon and Montreal on Oct. 11.
- Pittsburgh records the first victory in franchise history on Oct. 13, 3-1 at St. Louis.
- The Penguins record their first home win, 4-2, over Chicago on Oct. 21. They also become the first expansion team to defeat one of the "Original Six."
- Les Binkley records Pittsburgh's first shutout, 1-0, on Nov. 4 at Oakland.
- Ken Schinkel represents the Penguins at the NHL All-Star Game in Toronto.

TRANSACTIONS

June 6, 1967 - Obtained Paul Andrea, Dunc McCallum and George Konik from the New York Rangers for Larry Jeffrey.

Feb. 27, 1968 - Obtained Wayne Hicks from Philadelphia for Art Stratton.

GOALTENDERS

GOALIE	W-L-T	GP	MP	GA	SO	GAA
Les Binkley	20-24-10	54	3141	151	6	2.88
Hank Bassen	7-10-3	25	1299	62	1	2.86
TOTALS	27-34-13	74	4440	216	7	2.92

SCORING

PLAYERS	GP	G	A	PTS	PIM
Andy Bathgate	74	20	39	59	55
Ab McDonald	74	22	21	43	38
Art Stratton	70	16	25	41	20
Ken Schinkel	57	14	25	39	19
Earl Ingarfield	50	15	22	37	12
Val Fonteyne	69	6	28	34	0
Gene Ubriaco	65	18	15	33	16
Noel Price	70	6	27	33	48
Paul Andrea	65	11	21	32	2
Billy Dea	73	16	12	28	6
Keith McCreary	70	14	12	26	44
Leo Boivin	73	9	13	22	74
Wayne Hicks	47	6	14	20	8
Bob Dillabough	47	7	12	19	18
Bob Rivard	27	5	12	17	4
Bill Speer	68	3	13	16	44
George Konik	52	7	8	15	26
Al MacNeil	74	2	10	12	58
Dunc McCallum	32	0	2	2	36
Dick Mattiussi	32	0	2	2	18
Mel Pearson	2	0	1	1	0
Ted Lanyon	5	0	0	0	4
Hank Bassen	25	0	0	0	8
Les Binkley	54	0	0	0	0

GAMES

DATE	RESULT	SCORE	OPPONENT
Oct. 11	L	1-2	MONTREAL
Oct. 13	W	3-1	St. Louis
Oct. 14	L	2-4	ST. LOUIS
Oct. 18	T	3-3	MINNESOTA
Oct. 19	L	0-1	Philadelphia
Oct. 21	W	4-2	CHICAGO
Oct. 22	L	4-6	New York
Oct. 25	W	4-1	OAKLAND
Oct. 28	L	3-5	LOS ANGELES
Oct. 29	L	2-4	Boston
Nov. 1	W	4-1	Minnesota
Nov. 4	W	1-0	Oakland
Nov. 8	T	1-1	PHILADELPHIA
Nov. 9	L	1-5	Detroit
Nov. 11	L	1-5	ST. LOUIS
Nov. 15	W	5-0	PHILADELPHIA
Nov. 18	W	5-3	St. Louis
Nov. 22	W	4-1	BOSTON
Nov. 24	L	3-5	Los Angeles
Nov. 25	T	2-2	Oakland
Nov. 29	W	6-1	OAKLAND
Dec. 2	L	1-4	NEW YORK
Dec. 3	L	1-6	Detroit
Dec. 6	L	2-7	Chicago
Dec. 9	W	3-2	Minnesota
Dec. 10	L	4-7	MINNESOTA
Dec. 13	W	2-1	Toronto
Dec. 16	T	1-1	CHICAGO
Dec. 17	L	1-2	Philadelphia
Dec. 21	L	1-4	Los Angeles
Dec. 23	W	4-0	MINNESOTA
Dec. 25	W	4-3	LOS ANGELES
Dec. 27	T	0-0	OAKLAND
Dec. 29	L	1-2	St. Louis
Dec. 30	L	2-5	DETROIT
Jan. 4	W	4-3	LOS ANGELES
Jan. 6	T	2-2	PHILADELPHIA
Jan. 7	L	1-3	Philadelphia
Jan. 10	L	3-4	MONTREAL
Jan. 12	W	4-3	TORONTO
Jan. 13	L	0-7	Toronto
Jan. 17	T	1-1	Oakland

DATE	RESULT	SCORE	OPPONENT
Jan. 18	L	2-3	Los Angeles
Jan. 20	W	8-5	DETROIT
Jan. 21	L	3-4	Minnesota
Jan. 27	L	3-5	LOS ANGELES
Jan. 28	W	1-0	Boston
Jan. 31	L	4-9	St. Louis
Feb. 1	W	2-0	ST. LOUIS
Feb. 3	T	3-3	TORONTO
Feb. 7	W	4-1	Oakland
Feb. 8	L	1-3	Los Angeles
Feb. 10	T	2-2	NEW YORK
Feb. 14	W	6-3	MINNESOTA
Feb. 16	L	1-3	ST. LOUIS
Feb. 17	L	3-4	Montreal
Feb. 21	T	1-1	PHILADELPHIA
Feb. 24	L	1-3	OAKLAND
Feb. 25	W	2-1	Philadelphia
Feb. 27	L	3-5	BOSTON
Mar. 2	T	6-6	OAKLAND
Mar. 6	L	2-4	St. Louis
Mar. 7	T	2-2	Minnesota
Mar. 9	W	3-1	LOS ANGELES
Mar. 13	L	3-4	Chicago
Mar. 16	L	4-6	Montreal
Mar. 17	L	0-3	New York
Mar. 20	W	4-2	ST. LOUIS
Mar. 23	L	0-3	Minnesota
Mar. 24	T	4-4	MINNESOTA
Mar. 26	W	2-1	Los Angeles
Mar. 27	W	7-4	Oakland
Mar. 30	W	2-0	Philadelphia
Mar. 31	W	5-1	PHILADELPHIA

Home games in all CAPS

27-34-13, 5TH, WESTERN DIVISION

[table of contents](#)
[team information](#)
[players](#)
[2008-09 season](#)
[opponents](#)
[history](#)
[playoff history](#)
[media information](#)
[2009-10 schedule](#)

1968-69

HIGHLIGHTS

- The Penguins record their first franchise victory in Montreal, 5-2, on Jan. 2.
- Ken Schinkel makes his second appearance in the NHL All-Star Game
- Keith McCreary scores 25 goals to pace the Penguins.
- The Penguins finish the season with a six-game unbeaten streak (5-0-1).

TRANSACTIONS

June 11, 1968 - Obtained Lou Angotti from St. Louis for Ab McDonald.

Nov. 29, 1968 - Obtained Billy Harris from Oakland for Bob Dillabough.

Jan. 24, 1969 - Obtained Duane Rupp from Minnesota for Leo Boivin.

Jan. 30, 1969 - Obtained George Swarbrick, Bryan Watson and Tracy Pratt from Oakland for Earl Ingarfield, Dick Matussi and Gene Ubriaco.

GOALTENDERS

GOALIE	W-L-T	GP	MP	GA	SO	GAA
Joe Daley	10-13-3	29	1615	87	2	3.23
Les Binkley	10-31-8	50	2885	158	0	3.29
Marv Edwards	0-1-0	1	60	3	0	3.00
TOTALS	20-45-11	76	4560	252	2	3.32

SCORING

PLAYERS	GP	G	A	PTS	PIM
Ken Schinkel	76	18	34	52	18
Charlie Burns	76	13	38	51	22
Keith McCreary	70	25	23	48	42
Earl Ingarfield	66	16	30	46	12
Jean Pronovost	76	16	25	41	41
Gene Ubriaco	75	19	18	37	28
Lou Angotti	71	17	20	37	36
Val Fonteyne	74	12	17	29	2
Wally Boyer	62	10	19	29	17
Bob Woytowich	71	9	20	29	62
Leo Boivin	69	6	19	25	42
Billy Harris	73	7	17	24	10
George Swarbrick	69	4	19	23	103
Noel Price	73	2	18	20	61
Bob Dillabough	62	7	12	19	6
Billy Dea	66	10	8	18	4
Dunc McCallum	62	5	13	18	81
Duane Rupp	59	5	11	16	32
Paul Andrea	25	7	6	13	2
Dick Matussi	36	1	11	12	30
Bryan Watson	68	2	7	9	132
Bill Speer	34	1	4	5	27
Tracy Pratt	18	0	5	5	34
Ron Snell	4	3	1	4	6
Doug Barrie	8	1	1	2	8
Gary Swain	9	1	1	2	0
John Arbour	17	0	2	2	35
Jean Guy Lagace	17	0	1	1	14
Bill Lecaine	4	0	0	0	0
Joe Daley	29	0	0	0	2
Les Binkley	50	0	0	0	0
Marv Edwards	1	0	0	0	0
Hank Bassen	25	0	0	0	8
Les Binkley	54	0	0	0	0
Marv Edwards	1	0	0	0	0

GAMES

DATE	RESULT	SCORE	OPPONENT	DATE	RESULT	SCORE	OPPONENT
Oct. 12	T	1-1	MONTREAL	Jan. 16	L	2-3	Detroit
Oct. 16	T	2-2	Toronto	Jan. 18	L	0-4	Los Angeles
Oct. 17	L	0-3	Philadelphia	Jan. 19	L	3-6	Oakland
Oct. 19	L	1-5	BOSTON	Jan. 23	L	1-3	MINNESOTA
Oct. 23	L	5-8	CHICAGO	Jan. 25	L	0-2	TORONTO
Oct. 26	W	4-2	ST. LOUIS	Jan. 26	L	3-5	Philadelphia
Oct. 30	L	3-7	New York	Jan. 29	L	1-2	ST. LOUIS
Nov. 2	L	2-3	Los Angeles	Feb. 1	T	2-2	PHILADELPHIA
Nov. 3	W	3-1	Oakland	Feb. 2	L	3-7	New York
Nov. 6	L	1-3	ST. LOUIS	Feb. 5	W	3-2	NEW YORK
Nov. 7	L	4-5	Montreal	Feb. 8	L	2-4	LOS ANGELES
Nov. 9	L	0-3	PHILADELPHIA	Feb. 9	L	1-3	Minnesota
Nov. 13	L	5-6	Chicago	Feb. 12	L	0-2	St. Louis
Nov. 14	L	4-6	CHICAGO	Feb. 15	T	4-4	OAKLAND
Nov. 16	L	1-2	NEW YORK	Feb. 16	L	0-4	MONTREAL
Nov. 20	L	2-5	Toronto	Feb. 19	W	3-0	BOSTON
Nov. 21	W	3-1	OAKLAND	Feb. 20	L	0-3	Detroit
Nov. 23	T	2-2	LOS ANGELES	Feb. 22	W	3-2	DETROIT
Nov. 27	T	3-3	TORONTO	Feb. 27	W	4-3	CHICAGO
Nov. 28	W	3-2	Chicago	Mar. 1	T	3-3	Toronto
Nov. 30	W	4-2	Los Angeles	Mar. 2	L	0-4	Boston
Dec. 1	T	4-4	Oakland	Mar. 5	W	4-2	ST. LOUIS
Dec. 4	L	2-7	DETROIT	Mar. 8	L	3-5	NEW YORK
Dec. 7	T	1-1	St. Louis	Mar. 12	L	3-4	New York
Dec. 8	L	1-4	TORONTO	Mar. 15	L	1-3	Los Angeles
Dec. 11	W	4-2	Minnesota	Mar. 16	L	2-7	Oakland
Dec. 14	L	1-2	LOS ANGELES	Mar. 19	L	2-3	BOSTON
Dec. 15	L	3-5	Boston	Mar. 20	L	3-5	Montreal
Dec. 17	L	2-8	Philadelphia	Mar. 22	W	2-1	St. Louis
Dec. 21	L	1-3	MINNESOTA	Mar. 23	W	5-0	MINNESOTA
Dec. 22	L	1-3	Chicago	Mar. 25	W	3-1	Minnesota
Dec. 25	W	6-3	DETROIT	Mar. 26	W	8-4	LOS ANGELES
Dec. 26	L	2-3	St. Louis	Mar. 29	T	3-3	Philadelphia
Dec. 28	L	3-4	OAKLAND	Mar. 30	W	2-1	PHILADELPHIA
Dec. 31	L	4-3	MONTREAL				
Jan. 2	W	5-2	Montreal				
Jan. 4	T	1-1	PHILADELPHIA				
Jan. 5	L	1-2	Detroit				
Jan. 9	W	7-2	MINNESOTA				
Jan. 11	L	2-4	OAKLAND				
Jan. 12	L	4-8	Boston				
Jan. 15	W	3-1	Minnesota				

Home games in all CAPS

20-45-11, 5TH, WESTERN DIVISION

[table of contents](#)
[team information](#)
[players](#)
[2008-09 season](#)
[opponents](#)
[history](#)
[playoff history](#)
[media information](#)
[2009-10 schedule](#)

1969-70

HIGHLIGHTS

- Leonard "Red" Kelly is named Penguins coach on July 2.
- Bob Woytowich and Dean Prentice are named to the Western Division All-Star squad
- Dean Prentice sets a new Penguins mark with 26 goals during the regular season
- The Penguins sweep the Oakland Seals, 4-0, in the team's first playoff appearance
- Red Kelly is named the *Hockey News*' "Coach of the Year."

TRANSACTIONS

June 6, 1969 - Obtained Ron Schock and Craig Cameron from St. Louis for Lou Angotti and a first-round choice in the 1971 Entry Draft.

Oct. 28, 1969 - Obtained Mike McMahon from Detroit for Billy Dea.

GOALTENDERS

GOALIE	W-L-T	GP	MP	GA	SO	GAA
Joe Daley	1-5-3	9	528	26	0	2.95
Al Smith	15-20-8	46	2555	129	2	3.03
Les Binkley	10-13-1	27	1477	79	3	3.21
TOTALS	26-38-12	76	4560	234	5	3.13

SCORING

PLAYERS	GP	G	A	PTS	PIM
Dean Prentice	75	26	25	51	14
Ken Schinkel	72	20	25	45	19
Michel Briere	76	12	32	44	20
Jean Pronovost	72	20	21	41	45
Bob Woytowich	68	8	25	33	49
Bryan Hextall	66	12	19	31	87
Ron Schock	76	8	21	29	40
Keith McCreary	60	18	8	26	67
Glen Sather	76	12	14	26	114
Val Fonteyne	68	11	15	26	2
Wally Boyer	72	11	12	23	34
Nick Harbaruk	74	5	17	22	56
Jim Morrison	59	5	15	20	40
Duane Rupp	64	2	14	16	18
Tracy Pratt	65	5	7	12	124
Bob Blackburn	60	4	7	11	51
Bryan Watson	61	1	9	10	189
Mike McMahon	12	1	3	4	19
Rick Kessell	8	1	2	3	2
Ron Snell	3	0	1	1	0
George Swarbrick	12	0	1	1	8
Les Binkley	27	0	1	1	0
Dunc McCallum	14	0	0	0	16
Al Smith	46	0	0	0	20
Bench					4

GAMES

DATE	RESULT	SCORE	OPPONENT
Oct. 11	T	2-2	OAKLAND
Oct. 16	T	3-3	PHILADELPHIA
Oct. 18	T	3-3	BOSTON
Oct. 19	L	0-4	Boston
Oct. 21	L	3-4	Oakland
Oct. 22	L	0-2	Los Angeles
Oct. 25	W	4-1	Minnesota
Oct. 29	L	1-3	NEW YORK
Nov. 1	W	6-3	MINNESOTA
Nov. 2	L	3-4	Detroit
Nov. 5	L	2-4	DETROIT
Nov. 8	L	1-4	CHICAGO
Nov. 12	W	3-0	Toronto
Nov. 13	L	0-4	St. Louis
Nov. 15	W	3-1	LOS ANGELES
Nov. 19	L	0-4	ST. LOUIS
Nov. 22	W	5-3	PHILADELPHIA
Nov. 23	L	2-3	Chicago
Nov. 26	T	4-4	Minnesota
Nov. 29	W	5-3	OAKLAND
Nov. 30	T	3-3	Philadelphia
Dec. 3	W	2-1	DETROIT
Dec. 6	L	0-5	Toronto
Dec. 7	W	3-2	TORONTO
Dec. 10	W	2-0	Los Angeles
Dec. 12	L	1-4	Oakland
Dec. 14	L	1-2	Boston
Dec. 17	L	2-5	MONTREAL
Dec. 20	L	4-6	BOSTON
Dec. 21	L	0-4	Philadelphia
Dec. 26	W	3-2	New York
Dec. 27	L	0-3	CHICAGO
Dec. 31	W	4-2	MONTREAL
Jan. 3	L	0-6	St. Louis
Jan. 4	T	4-4	TORONTO
Jan. 7	L	3-5	NEW YORK
Jan. 8	L	1-3	Montreal
Jan. 10	L	3-5	DETROIT
Jan. 14	L	0-5	Chicago
Jan. 17	L	0-4	Toronto
Jan. 18	W	6-4	Philadelphia
Jan. 21	T	3-3	OAKLAND

DATE	RESULT	SCORE	OPPONENT
Jan. 24	W	4-2	LOS ANGELES
Jan. 25	L	1-3	Boston
Jan. 28	T	4-4	TORONTO
Jan. 31	W	2-1	ST. LOUIS
Feb. 1	L	0-6	New York
Feb. 4	W	7-5	Minnesota
Feb. 7	W	3-1	LOS ANGELES
Feb. 8	W	6-3	MINNESOTA
Feb. 11	L	1-7	Chicago
Feb. 14	L	0-3	BOSTON
Feb. 15	W	4-2	Detroit
Feb. 17	W	4-2	PHILADELPHIA
Feb. 19	W	6-1	Los Angeles
Feb. 21	L	3-6	Oakland
Feb. 25	L	2-3	Montreal
Feb. 26	W	1-0	LOS ANGELES
Feb. 28	W	3-2	OAKLAND
Mar. 4	W	2-1	MONTREAL
Mar. 5	L	3-5	Detroit
Mar. 7	T	2-2	ST. LOUIS
Mar. 8	T	0-0	New York
Mar. 11	T	2-2	Oakland
Mar. 12	L	1-4	Los Angeles
Mar. 14	L	3-6	Minnesota
Mar. 18	L	0-2	NEW YORK
Mar. 19	L	1-3	St. Louis
Mar. 21	L	3-5	CHICAGO
Mar. 22	L	4-5	Montreal
Mar. 25	W	2-0	MINNESOTA
Mar. 28	W	2-1	Philadelphia
Mar. 29	T	5-5	ST. LOUIS
Apr. 1	W	4-1	PHILADELPHIA
Apr. 4	L	1-3	St. Louis
Apr. 5	L	1-5	MINNESOTA

Home games in all CAPS

26-38-12, 2ND, WESTERN DIVISION

[table of contents](#)
[team information](#)
[players](#)
[2008-09 season](#)
[opponents](#)
[history](#)
[playoff history](#)
[media information](#)
[2009-10 schedule](#)

1970-71

HIGHLIGHTS

- Penguins post a seven-game home winning streak from Jan. 13 through Feb. 13.
- Greg Polis is named to the Western Division All-Star Team.
- Jean Pronovost records five points (2+3) during an 8-2 win against Detroit on Mar. 24.
- The Penguins set a home record with 18 wins, and set a team record with 20 ties during the season.

TRANSACTIONS

Jan. 26, 1971 - Obtained Syl Apps and Sheldon Kannegiesser from the New York Rangers for Glen Sather.

Jan. 31, 1971 - Obtained Jean Guy Legace from Buffalo for Terry Bell.

GOALTENDERS

GOALIE	W-L-T	GP	MP	GA	SO	GAA
Les Binkley	11-11-10	34	1870	89	2	2.85
Al Smith	9-22-9	45	2472	128	2	3.10
Cam Newton	1-3-1	5	281	16	0	3.41
Paul Hoganson	0-1-0	2	57	7	0	7.36
TOTALS	21-37-20	78	4680	240	4	3.07

SCORING

PLAYERS	GP	G	A	PTS	PIM
Bryan Hextall	76	16	32	48	133
Jean Pronovost	78	21	24	45	35
Andy Bathgate	76	15	29	44	34
Wally Boyer	68	11	30	41	30
Ron Schock	71	14	26	40	20
Dean Prentice	69	21	17	38	18
Ken Schinkel	50	15	19	34	6
Keith McCreary	59	21	12	33	24
Greg Polis	61	18	15	33	40
Duane Rupp	59	5	28	33	34
Dunc McCallum	77	9	20	29	95
Bob Woytowich	78	4	22	26	30
Nick Harbaruk	73	13	12	25	108
Syl Apps	31	9	16	25	19
Rod Zaine	37	8	5	13	21
Val Fonteyne	70	4	9	13	0
Glen Sather	46	8	3	11	96
Jim Morrison	73	0	10	10	32
Bob Blackburn	64	4	5	9	54
Bryan Watson	43	2	6	8	119
John Stewart	15	2	1	3	9
Robin Burns	10	0	3	3	4
Yvon Labre	21	1	1	2	19
Rick Kessel	6	0	2	2	2
Shel. Kannegiesser	18	0	2	2	29
Steve Cardwell	5	0	1	1	15
Lowell MacDonald	10	0	1	1	0
Paul Hoganson	2	0	0	0	0
Cam Newton	5	0	0	0	4
Les Binkley	34	0	0	0	0
Al Smith	47	0	0	0	41
Bench					6

GAMES

DATE	RESULT	SCORE	OPPONENT
Oct. 10	L	1-2	BUFFALO
Oct. 15	L	2-4	Minnesota
Oct. 17	T	0-0	PHILADELPHIA
Oct. 18	T	1-1	Buffalo
Oct. 21	L	2-4	Los Angeles
Oct. 23	W	3-1	California
Oct. 25	T	1-1	Vancouver
Oct. 28	W	5-3	LOS ANGELES
Oct. 31	L	2-5	CHICAGO
Nov. 1	L	2-3	Philadelphia
Nov. 4	W	8-3	VANCOUVER
Nov. 7	T	2-2	BOSTON
Nov. 8	T	3-3	Detroit
Nov. 10	L	1-5	LOS ANGELES
Nov. 11	T	3-3	New York
Nov. 14	W	6-1	CALIFORNIA
Nov. 19	L	0-1	ST. LOUIS
Nov. 21	W	6-1	DETROIT
Nov. 22	L	2-4	Boston
Nov. 24	T	4-4	Toronto
Nov. 25	T	4-4	BUFFALO
Nov. 28	L	1-5	Montreal
Nov. 29	L	2-6	New York
Dec. 2	T	3-3	MONTREAL
Dec. 5	W	3-1	VANCOUVER
Dec. 6	L	3-6	Boston
Dec. 8	W	4-0	TORONTO
Dec. 9	T	2-2	Minnesota
Dec. 11	L	2-3	St. Louis
Dec. 12	L	0-1	MINNESOTA
Dec. 16	L	2-4	TORONTO
Dec. 19	W	9-1	DETROIT
Dec. 20	L	1-2	Chicago
Dec. 23	L	1-6	New York
Dec. 25	L	4-8	Boston
Dec. 26	W	4-2	BOSTON
Dec. 30	T	3-3	Montreal
Dec. 31	W	4-1	MINNESOTA
Jan. 2	L	1-3	NEW YORK
Jan. 6	L	3-4	Philadelphia
Jan. 9	L	2-5	Toronto
Jan. 13	W	4-2	LOS ANGELES

DATE	RESULT	SCORE	OPPONENT
Jan. 14	T	2-2	Detroit
Jan. 16	W	4-3	Vancouver
Jan. 20	W	4-2	California
Jan. 21	L	2-4	Los Angeles
Jan. 23	W	4-1	VANCOUVER
Jan. 27	W	3-1	TORONTO
Jan. 28	L	1-4	Chicago
Jan. 30	W	3-1	CHICAGO
Feb. 3	W	6-1	CALIFORNIA
Feb. 5	T	2-2	St. Louis
Feb. 7	L	0-1	Chicago
Feb. 9	L	1-4	Montreal
Feb. 10	W	5-3	PHILADELPHIA
Feb. 13	W	5-4	CHICAGO
Feb. 14	L	4-5	Minnesota
Feb. 17	L	3-4	Toronto
Feb. 18	T	6-6	Buffalo
Feb. 20	L	0-2	NEW YORK
Feb. 24	T	5-5	ST. LOUIS
Feb. 27	L	0-4	NEW YORK
Feb. 28	L	2-4	Detroit
Mar. 3	W	4-0	MONTREAL
Mar. 6	L	3-6	BOSTON
Mar. 7	T	3-3	CALIFORNIA
Mar. 10	T	2-2	PHILADELPHIA
Mar. 13	T	0-0	MINNESOTA
Mar. 14	L	1-5	MONTREAL
Mar. 17	L	2-5	California
Mar. 19	L	4-6	Vancouver
Mar. 20	L	4-8	Los Angeles
Mar. 24	W	8-2	DETROIT
Mar. 28	L	1-3	Philadelphia
Mar. 31	L	4-6	BUFFALO
Apr. 1	T	3-3	Buffalo
Apr. 3	L	3-4	St. Louis
Apr. 4	T	1-1	ST. LOUIS

Home games in all CAPS

21-37-20, 6TH, WESTERN DIVISION

table of
contents

team
information

players

2008-09
season

opponents

history

playoff
history

media
information

2009-10
schedule

1971-72

HIGHLIGHTS

- Red Kelly relinquishes general manager duties, and Jack Riley is named to the post.
- Jim Rutherford posts a seven-game unbeaten streak from Mar. 14 through Apr. 2.
- Syl Apps sets a new team mark with 44 assists, and ties the team record with 59 points during the regular season.
- Jean Pronovost and Greg Polis become the first Penguins to reach the 30-goal mark.
- Pittsburgh returns to the playoffs, but is swept in the first round by Chicago, 4-0.

TRANSACTIONS

Jan. 11, 1972 - Obtained Al McDonough from Los Angeles for Bob Woytowich.

Mar. 4, 1972 - Obtained Eddie Shack from Buffalo for Rene Robert.

GOALTENDERS

GOALIE	W-L-T	GP	MP	GA	SO	GAA
Roy Edwards	2-8-4	15	847	36	0	2.55
Jim Rutherford	17-15-5	40	2160	116	1	3.22
Les Binkley	7-15-5	31	1673	98	0	3.51
TOTALS	26-38-14	78	4680	258	1	3.30

SCORING

PLAYERS	GP	G	A	PTS	PIM
Syl Apps	72	15	44	59	78
Jean Pronovost	68	30	23	53	12
Greg Polis	76	30	19	49	38
Ron Schock	77	17	29	46	22
Ken Schinkel	74	15	30	45	8
Bryan Hextall	78	20	24	44	126
Darryl Edestrand	77	10	23	33	52
Bob Leiter	78	14	17	31	18
Nick Harbaruk	78	12	17	29	46
Duanne Rupp	34	4	18	22	32
Bryan Watson	75	3	17	20	212
Val Fonteyne	68	6	13	19	0
Al McDonough	37	7	11	18	8
Rene Robert	49	7	11	18	42
Steve Cardwell	28	7	8	15	18
Eddie Shack	13	5	9	14	12
Dave Burrows	77	2	10	12	48
Tim Horton	44	2	9	11	40
John Stewart	25	2	8	10	23
Keith McCreary	33	4	4	8	22
Joe Norris	35	2	5	7	20
Shel. Kannegiesser	54	2	4	6	47
Bob Woytowich	31	1	4	5	8
Bill Hicke	12	2	0	2	6
Brian McKenzie	6	1	1	2	4
Wally Boyer	1	0	1	1	0
Rick Kessell	3	0	1	1	0
Roy Edwards	15	0	1	1	0
Robin Burns	5	0	0	0	8
Les Binkley	31	0	0	0	2
Jim Rutherford	40	0	0	0	16
Bench					8

GAMES

DATE	RESULT	SCORE	OPPONENT
Oct. 9	W	3-2	PHILADELPHIA
Oct. 10	L	1-2	Buffalo
Oct. 13	W	4-1	Los Angeles
Oct. 16	W	2-1	Vancouver
Oct. 17	W	4-2	California
Oct. 20	W	8-1	LOS ANGELES
Oct. 23	L	2-5	CHICAGO
Oct. 24	T	1-1	New York
Oct. 27	L	4-6	CALIFORNIA
Oct. 28	L	0-2	Minnesota
Oct. 30	T	1-1	NEW YORK
Oct. 31	L	1-3	Detroit
Nov. 3	L	3-5	California
Nov. 5	L	2-4	Vancouver
Nov. 7	L	1-4	Chicago
Nov. 9	W	4-1	St. Louis
Nov. 10	W	3-1	VANCOUVER
Nov. 13	W	6-4	LOS ANGELES
Nov. 16	L	1-5	MINNESOTA
Nov. 18	L	3-4	Minnesota
Nov. 20	L	2-4	ST. LOUIS
Nov. 21	L	3-7	Chicago
Nov. 24	L	1-2	TORONTO
Nov. 27	L	1-3	Montreal
Dec. 1	W	4-2	DETROIT
Dec. 4	W	4-2	NEW YORK
Dec. 5	L	3-5	Boston
Dec. 8	T	1-1	CALIFORNIA
Dec. 11	T	3-3	BUFFALO
Dec. 12	L	1-6	New York
Dec. 15	L	2-3	Toronto
Dec. 18	L	3-4	BOSTON
Dec. 19	T	2-2	Boston
Dec. 22	L	2-4	New York
Dec. 25	W	4-2	MONTREAL
Dec. 26	L	1-6	Philadelphia
Dec. 28	L	2-4	TORONTO
Dec. 31	T	3-3	BUFFALO
Jan. 5	T	3-3	Chicago
Jan. 8	L	0-4	CHICAGO
Jan. 9	L	2-4	Detroit
Jan. 12	T	2-2	BOSTON

DATE	RESULT	SCORE	OPPONENT
Jan. 13	L	1-7	Montreal
Jan. 15	W	4-2	PHILADELPHIA
Jan. 19	L	1-6	VANCOUVER
Jan. 22	L	0-1	St. Louis
Jan. 23	T	3-3	MONTREAL
Jan. 26	L	1-2	ST. LOUIS
Jan. 29	L	2-4	CHICAGO
Jan. 30	L	0-4	Philadelphia
Feb. 3	W	4-3	St. Louis
Feb. 5	L	1-8	Los Angeles
Feb. 9	W	4-1	Toronto
Feb. 10	W	6-1	LOS ANGELES
Feb. 12	L	3-8	NEW YORK
Feb. 13	W	6-4	VANCOUVER
Feb. 16	W	4-2	TORONTO
Feb. 17	W	2-0	Buffalo
Feb. 19	L	2-6	DETROIT
Feb. 20	L	0-2	Minnesota
Feb. 23	L	0-2	Toronto
Feb. 26	W	5-2	PHILADELPHIA
Feb. 27	L	3-5	Montreal
Mar. 2	W	7-4	DETROIT
Mar. 4	W	4-2	MINNESOTA
Mar. 5	L	3-6	Detroit
Mar. 8	L	4-5	MONTREAL
Mar. 11	W	6-4	BOSTON
Mar. 12	T	4-4	Boston
Mar. 14	W	7-4	Vancouver
Mar. 18	T	4-4	Los Angeles
Mar. 19	T	3-3	California
Mar. 23	L	3-4	BUFFALO
Mar. 25	W	3-2	MINNESOTA
Mar. 26	T	2-2	Buffalo
Mar. 29	W	5-4	CALIFORNIA
Apr. 1	T	4-4	Philadelphia
Apr. 2	W	6-2	ST. LOUIS

Home games in all CAPS

26-38-14, 4TH, WESTERN DIVISION

[table of contents](#)
[team information](#)
[players](#)
[2008-09 season](#)
[opponents](#)
[history](#)
[playoff history](#)
[media information](#)
[2009-10 schedule](#)

1972-73

HIGHLIGHTS

- The Penguins set the NHL records for fastest five goals (2:07) and the fastest six goals (5:02) on Nov. 22 vs. St. Louis.
- Syl Apps records six points (3+3) in a 9-1 win against the NY Islanders on Dec. 13.
- Ken Schinkel is named the third head coach in Penguins history on Jan. 13, one day after retiring as a player.
- Greg Polis is named MVP of the All-Star Game at Madison Square Garden after recording two goals for the Western Division.
- Syl Apps sets the team record with 85 points and 56 assists.
- Al McDonough sets a new team mark with 35 goals.

TRANSACTIONS

Feb. 25, 1973 - Obtained Andy Brown from Detroit for a third-round choice in the 1973 Entry Draft and cash.

GOALTENDERS

GOALIE	W-L-T	GP	MP	GA	SO	GAA
Jim Rutherford	20-22-5	49	2660	129	3	2.91
Denis Herron	6-7-2	18	967	55	2	3.41
Cam Newton	3-4-0	11	533	35	0	3.94
Andy Brown	3-4-2	9	520	41	0	4.73
TOTALS	32-37-9	78	4680	265	5	3.40

SCORING

PLAYERS	GP	G	A	PTS	PIM
Syl Apps	77	29	56	85	18
Al McDonough	78	35	41	76	26
Lowell MacDonald	78	34	41	75	8
Bryan Hextall	78	21	33	54	113
Greg Polis	78	26	23	49	36
Ron Schock	78	13	36	49	23
Eddie Shack	74	25	20	45	84
Jean Pronovost	66	21	22	43	16
Darryl Edestrand	78	15	24	39	88
Dave Burrows	78	3	24	27	42
Nick Harbaruk	78	10	15	25	47
Ken Schinkel	42	11	10	21	16
Duane Rupp	78	7	13	20	62
Jack Lynch	47	1	18	19	40
Bryan Watson	69	1	17	18	179
Rick Kessel	66	1	13	14	0
Jean Guy Lagace	31	1	5	6	32
Steve Cardwell	20	2	2	4	2
Jim Shires	18	1	2	3	2
Robin Burns	26	0	2	2	20
Jim Wiley	4	0	1	1	0
Cam Newton	11	0	1	1	2
Denis Herron	18	0	1	1	0
Shel. Kannegiesser	3	0	0	0	0
Andy Brown	9	0	0	0	2
Ron Lalonde	11	0	0	0	2
Jim Rutherford	49	0	0	0	0
Bench					6

GAMES

DATE	RESULT	SCORE	OPPONENT
Oct. 7	W	4-2	LOS ANGELES
Oct. 11	W	5-2	St. Louis
Oct. 14	W	5-2	CALIFORNIA
Oct. 15	L	4-8	Boston
Oct. 17	W	5-0	NY Islanders
Oct. 18	L	3-4	Toronto
Oct. 21	L	2-4	BOSTON
Oct. 24	W	4-0	Vancouver
Oct. 27	L	3-6	California
Oct. 28	L	2-5	Los Angeles
Nov. 1	L	1-7	MONTREAL
Nov. 2	L	2-4	Philadelphia
Nov. 4	W	6-4	NY RANGERS
Nov. 5	T	1-1	Detroit
Nov. 8	W	5-2	PHILADELPHIA
Nov. 11	L	3-4	VANCOUVER
Nov. 12	L	0-1	Buffalo
Nov. 15	W	7-1	MINNESOTA
Nov. 18	W	6-1	ATLANTA
Nov. 19	W	5-3	NY Rangers
Nov. 22	W	10-4	ST. LOUIS
Nov. 25	T	2-2	NY ISLANDERS
Nov. 26	L	2-6	Atlanta
Nov. 29	W	7-4	TORONTO
Dec. 2	W	3-2	CHICAGO
Dec. 3	L	2-4	Chicago
Dec. 6	T	4-4	California
Dec. 9	L	1-3	Los Angeles
Dec. 13	W	9-1	NY ISLANDERS
Dec. 16	W	5-3	ATLANTA
Dec. 17	L	1-9	NY Rangers
Dec. 19	L	2-3	BOSTON
Dec. 23	L	3-6	Montreal
Dec. 26	T	1-1	Detroit
Dec. 27	T	3-3	Toronto
Dec. 29	L	0-4	TORONTO
Dec. 30	T	2-2	DETROIT
Jan. 2	L	4-5	St. Louis
Jan. 3	W	5-3	Chicago
Jan. 6	W	4-2	VANCOUVER
Jan. 7	L	0-3	NY Rangers
Jan. 10	L	1-2	DETROIT

DATE	RESULT	SCORE	OPPONENT
Jan. 13	W	3-1	LOS ANGELES
Jan. 14	L	2-3	Detroit
Jan. 17	L	4-6	Montreal
Jan. 18	L	2-5	MONTREAL
Jan. 20	W	3-0	BOSTON
Jan. 21	L	3-9	Chicago
Jan. 24	W	5-2	TORONTO
Jan. 25	L	3-6	Philadelphia
Jan. 27	L	3-5	PHILADELPHIA
Jan. 31	W	4-1	LOS ANGELES
Feb. 3	W	2-1	MINNESOTA
Feb. 4	L	3-4	Minnesota
Feb. 7	L	2-5	Montreal
Feb. 10	L	3-6	Boston
Feb. 14	W	6-2	VANCOUVER
Feb. 17	T	3-3	BUFFALO
Feb. 18	L	1-4	Buffalo
Feb. 20	W	4-1	NY Islanders
Feb. 22	W	2-1	NY ISLANDERS
Feb. 24	W	2-0	CHICAGO
Feb. 25	L	1-2	Buffalo
Feb. 28	W	4-2	ST. LOUIS
Mar. 3	L	1-2	CALIFORNIA
Mar. 4	L	2-5	MINNESOTA
Mar. 7	L	4-10	Minnesota
Mar. 10	L	4-5	NY RANGERS
Mar. 11	L	2-3	Philadelphia
Mar. 14	W	3-2	Los Angeles
Mar. 16	T	5-5	California
Mar. 17	L	1-6	Vancouver
Mar. 21	W	5-2	CALIFORNIA
Mar. 24	T	4-4	BUFFALO
Mar. 25	W	4-2	Atlanta
Mar. 28	W	6-3	ATLANTA
Mar. 31	L	2-7	St. Louis
Apr. 1	W	5-4	PHILADELPHIA

Home games in all CAPS

32-37-9, 5TH, WESTERN DIVISION

table of
contents

team
information

players

2008-09
season

opponents

history

playoff
history

media
information

2009-10
schedule

1973-74

HIGHLIGHTS

- Marc Boileau replaces Ken Schinkel as head coach on Feb. 6, and compiles a 14-10-4 record.
- The "Century Line" of Syl Apps, Jean Pronovost and Lowell MacDonald combines for 107 goals, the second-highest total in the NHL.
- Syl Apps finishes seventh in league scoring with 85 points (24+61), and Lowell MacDonald finishes ninth overall with 82 points (43+39).
- Apps' 61 assists and MacDonald's 43 goals both set new team records.

TRANSACTIONS

Jan. 17, 1974 - Obtained Ron Stackhouse from Detroit for Jim Rutherford and Jack Lynch.

Jan. 17, 1974 - Obtained Bob Kelly, Ab DeMarco and Steve Durbano from St. Louis for Greg Polis, Bryan Watson and a second-round choice in the 1974 Entry Draft.

GOALTENDERS

GOALIE	W-L-T	GP	MP	GA	SO	GAA
Gary Inness	7-10-1	20	1032	56	0	3.26
Jim Rutherford	7-12-4	26	1432	82	0	3.44
Andy Brown	13-16-4	36	1956	115	1	3.53
Denis Herron	1-3-0	5	260	18	0	4.15
TOTALS	28-41-9	78	4680	273	1	3.50

SCORING

PLAYERS	GP	G	A	PTS	PIM
Syl Apps	75	24	61	85	37
Lowell MacDonald	78	43	39	82	14
Jean Pronovost	77	40	32	72	22
Ron Schock	77	14	29	43	22
Al McDonough	37	14	22	36	12
Ron Stackhouse	69	6	29	35	66
Bob Kelly	67	16	18	34	123
Chuck Arnason	74	20	11	31	17
Ab DeMarco	57	10	21	31	15
Greg Polis	41	14	13	27	32
Ron Lalonde	73	10	17	27	14
Steve Durbano	69	8	19	27	284
Wayne Bianchin	69	12	13	25	38
Bernie Lukowich	53	9	10	19	32
Bob McManama	47	5	14	19	18
Dave Burrows	71	3	14	17	30
Ted Snell	55	4	12	16	8
Nick Beverley	67	2	14	16	21
Blaine Stoughton	34	5	6	11	8
Bob Paradise	56	2	8	10	52
Bryan Hextall	37	2	7	9	39
Jean Guy Lagace	31	2	6	8	34
Jack Lynch	17	0	7	7	21
Bryan Watson	38	1	4	5	137
Yvon Labre	16	1	2	3	13
Larry Bignell	20	0	3	3	2
Jim Wiley	22	0	3	3	2
Ron Jones	25	0	3	3	15
Jim Rutherford	26	0	1	1	2
Darryl Edestrand	3	0	0	0	0
Hank Nowak	13	0	0	0	11
Denis Herron	5	0	0	0	0
Gary Inness	20	0	0	0	0
Andy Brown	36	0	0	0	60
Bench					10

GAMES

DATE	RESULT	SCORE	OPPONENT
Oct. 12	W	4-3	Atlanta
Oct. 13	L	2-8	NY RANGERS
Oct. 17	W	4-2	Minnesota
Oct. 20	W	5-3	CALIFORNIA
Oct. 21	L	2-8	Boston
Oct. 24	L	2-3	MONTREAL
Oct. 27	L	0-6	PHILADELPHIA
Oct. 28	W	7-2	NY Rangers
Oct. 31	T	1-1	Montreal
Nov. 3	L	0-6	Toronto
Nov. 4	L	0-7	Philadelphia
Nov. 7	T	1-1	NY ISLANDERS
Nov. 10	T	4-4	ATLANTA
Nov. 13	W	5-2	MINNESOTA
Nov. 15	L	3-5	St. Louis
Nov. 17	L	1-4	CHICAGO
Nov. 18	L	0-7	NY Rangers
Nov. 21	W	5-4	VANCOUVER
Nov. 22	W	4-2	Toronto
Nov. 24	L	2-5	MONTREAL
Nov. 28	L	3-4	TORONTO
Dec. 1	T	2-2	ATLANTA
Dec. 2	L	1-2	Chicago
Dec. 5	L	1-4	Los Angeles
Dec. 7	L	3-4	California
Dec. 8	L	2-3	Vancouver
Dec. 12	W	9-1	CALIFORNIA
Dec. 15	L	0-2	DETROIT
Dec. 16	W	2-1	Atlanta
Dec. 20	L	5-6	Boston
Dec. 22	L	1-4	NY RANGERS
Dec. 23	L	2-3	Buffalo
Dec. 26	T	2-2	Detroit
Dec. 28	L	1-3	ST. LOUIS
Dec. 29	L	2-4	CHICAGO
Jan. 2	L	4-8	Minnesota
Jan. 3	L	1-6	Buffalo
Jan. 5	W	5-2	BUFFALO
Jan. 9	L	4-6	TORONTO
Jan. 12	W	5-2	BUFFALO
Jan. 13	L	3-5	BOSTON
Jan. 16	L	0-2	LOS ANGELES

DATE	RESULT	SCORE	OPPONENT
Jan. 18	W	6-2	Vancouver
Jan. 20	W	5-3	Philadelphia
Jan. 23	W	4-1	ST. LOUIS
Jan. 26	L	0-2	LOS ANGELES
Jan. 27	L	5-6	Detroit
Jan. 30	L	2-4	NY RANGERS
Feb. 2	L	1-3	CHICAGO
Feb. 3	L	4-5	Boston
Feb. 7	L	4-5	Philadelphia
Feb. 9	W	3-2	NY Islanders
Feb. 10	L	3-5	Chicago
Feb. 13	W	5-3	DETROIT
Feb. 16	W	7-3	CALIFORNIA
Feb. 20	T	1-1	ST. LOUIS
Feb. 23	L	2-6	BOSTON
Feb. 24	W	4-2	Chicago
Feb. 27	W	4-1	LOS ANGELES
Feb. 28	L	1-7	Montreal
Mar. 2	W	6-1	VANCOUVER
Mar. 5	W	2-1	NY Islanders
Mar. 7	T	2-2	Toronto
Mar. 9	W	7-5	St. Louis
Mar. 10	L	4-5	MONTREAL
Mar. 13	L	1-5	Los Angeles
Mar. 15	W	6-1	California
Mar. 16	W	8-6	Vancouver
Mar. 20	T	1-1	NY ISLANDERS
Mar. 23	L	1-5	Minnesota
Mar. 24	W	8-0	DETROIT
Mar. 27	T	3-3	MINNESOTA
Mar. 30	L	3-4	St. Louis
Mar. 31	W	4-2	ATLANTA
Apr. 2	L	2-3	NY Islanders
Apr. 4	W	4-2	BUFFALO
Apr. 6	W	6-1	PHILADELPHIA
Apr. 7	L	3-6	Atlanta

Home games in all CAPS

28-41-9, 5TH, WESTERN DIVISION

table of
contents

team
information

players

2008-09
season

opponents

history

playoff
history

media
information

2009-10
schedule

1974-75

HIGHLIGHTS

- Syl Apps is named MVP of the All-Star Game at Montreal after recording two goals for the Wales Conference.
- The Penguins record their 200th franchise victory with a 6-1 win over Chicago on Jan. 29.
- Ron Stackhouse records six assists on Mar. 8 vs. Philadelphia.
- Pierre Larouche records 68 points (31+37) to lead all NHL rookies.

TRANSACTIONS

Sept. 13, 1974 - Obtained Rick Kehoe from Toronto for Blaine Stoughton and a first-round choice in the 1977 Entry Draft.

Nov. 4, 1974 - Obtained Barry Wilkins from Vancouver for Ab DeMarco.

Dec. 14, 1974 - Obtained Lew Morrison from Washington for Ron Lalonde.

Jan. 10, 1975 - Obtained Michel Plasse from Kansas City for Jean Guy Lagace and Denis Herron.

GOALTENDERS

GOALIE	W-L-T	GP	MP	GA	SO	GAA
Gary Inness	24-18-10	57	3122	161	2	3.09
Michel Plasse	9-5-4	20	1094	73	0	4.00
Bob Johnson	3-4-1	12	476	40	0	5.04
Denis Herron	1-1-0	3	108	11	0	6.11
TOTALS	37-28-15	80	48--	285	2	3.61

SCORING

PLAYERS	GP	G	A	PTS	PIM
Ron Schock	80	23	63	86	36
Syl Apps	79	24	55	79	43
Jean Pronovost	78	43	32	75	37
Vic Hadfield	78	31	42	73	72
Pierre Larouche	79	31	37	68	52
Rick Kehoe	76	32	31	63	22
Lowell MacDonald	71	27	33	60	24
Ron Stackhouse	72	15	45	60	52
Chuck Arnason	78	26	32	58	32
Bob Kelly	69	27	24	51	120
Barry Wilkins	58	5	29	34	97
Pete Laframboise	80	10	23	33	30
Colin Campbell	59	4	15	19	172
Bob Paradise	78	3	15	18	109
Dennis Owchar	46	6	11	17	67
Dave Burrows	78	2	15	17	49
Lew Morrison	70	7	9	16	10
Bob McManama	40	5	9	14	6
Nelson Debenedet	31	6	3	9	11
Jean Guy Lagace	27	1	8	9	39
Kelly Pratt	22	0	6	6	15
Ab DeMarco	8	2	1	3	4
Ron Lalonde	24	0	3	3	0
Michel Plasse	44	0	2	2	24
Gary Inness	57	0	2	2	2
Mario Faubert	10	1	0	1	6
Steve Durbano	1	0	1	1	0
Yves Bergeron	2	0	0	0	0
Denis Herron	3	0	0	0	0
Bob Stumpf	3	0	0	0	4
Harvey Bennett	7	0	0	0	0
Bob Johnson	12	0	0	0	6
Bench					14

GAMES

DATE	RESULT	SCORE	OPPONENT	DATE	RESULT	SCORE	OPPONENT
Oct. 9	W	4-2	Minnesota	Jan. 18	T	4-4	BOSTON
Oct. 12	W	7-2	DETROIT	Jan. 19	W	3-2	Washington
Oct. 19	L	3-6	PHILADELPHIA	Jan. 22	W	7-5	CALIFORNIA
Oct. 20	L	1-5	Atlanta	Jan. 25	W	5-2	NY RANGERS
Oct. 23	T	5-5	BOSTON	Jan. 26	L	2-7	Montreal
Oct. 26	L	4-5	NY RANGERS	Jan. 29	W	6-1	CHICAGO
Oct. 29	L	0-2	Los Angeles	Jan. 30	L	2-5	Detroit
Nov. 1	L	4-7	Vancouver	Feb. 1	T	4-4	St. Louis
Nov. 3	T	3-3	Chicago	Feb. 4	W	3-2	Vancouver
Nov. 5	W	5-3	Kansas City	Feb. 5	W	3-2	Los Angeles
Nov. 7	L	3-5	LOS ANGELES	Feb. 7	W	4-1	California
Nov. 9	W	5-2	CALIFORNIA	Feb. 11	L	1-2	NY Islanders
Nov. 10	L	3-8	Buffalo	Feb. 12	T	3-3	BUFFALO
Nov. 13	W	8-2	NY ISLANDERS	Feb. 15	W	8-3	Toronto
Nov. 16	W	8-1	WASHINGTON	Feb. 16	W	3-2	NY ISLANDERS
Nov. 17	W	6-0	Washington	Feb. 19	T	2-2	LOS ANGELES
Nov. 19	L	3-4	NY Islanders	Feb. 22	W	3-2	ST. LOUIS
Nov. 20	W	8-5	Toronto	Feb. 23	L	1-3	DETROIT
Nov. 23	T	0-0	LOS ANGELES	Feb. 25	L	4-6	Boston
Nov. 24	L	5-7	NY Rangers	Feb. 26	W	3-1	WASHINGTON
Nov. 27	L	2-3	MONTREAL	Mar. 1	W	7-3	VANCOUVER
Nov. 30	T	5-5	BUFFALO	Mar. 2	W	8-6	NY Rangers
Dec. 1	L	3-6	Buffalo	Mar. 5	T	4-4	Kansas City
Dec. 4	W	4-2	TORONTO	Mar. 8	W	8-2	PHILADELPHIA
Dec. 7	L	2-5	Montreal	Mar. 9	L	4-8	Buffalo
Dec. 8	L	2-3	Boston	Mar. 12	W	5-3	BOSTON
Dec. 12	T	3-3	MONTREAL	Mar. 13	L	0-6	Philadelphia
Dec. 14	W	6-3	CHICAGO	Mar. 15	W	12-1	WASHINGTON
Dec. 15	W	3-2	Detroit	Mar. 16	W	6-3	KANSAS CITY
Dec. 18	L	4-6	Toronto	Mar. 18	L	2-5	St. Louis
Dec. 19	T	4-4	KANSAS CITY	Mar. 19	T	3-3	California
Dec. 21	L	7-8	Minnesota	Mar. 22	L	0-4	Los Angeles
Dec. 22	L	0-4	Philadelphia	Mar. 26	W	6-4	MONTREAL
Dec. 26	T	2-2	ST. LOUIS	Mar. 29	W	4-2	Detroit
Dec. 28	T	3-3	ATLANTA	Mar. 30	W	4-1	MINNESOTA
Dec. 30	W	7-5	TORONTO	Apr. 2	L	0-6	Montreal
Jan. 2	W	6-3	MINNESOTA	Apr. 5	W	7-1	DETROIT
Jan. 4	W	4-3	VANCOUVER	Apr. 6	L	4-8	Washington
Jan. 8	L	5-7	Chicago				
Jan. 10	T	3-3	Atlanta				
Jan. 11	W	6-3	CALIFORNIA				
Jan. 15	W	5-3	ATLANTA				

Home games in all CAPS

37-28-15, 3RD, NORRIS DIVISION

table of
contents

team
information

players

2008-09
season

opponents

history

playoff
history

media
information

2009-10
schedule

1975-76

HIGHLIGHTS

- Jean Pronovost records a 16-game point streak from Nov. 1 through Dec. 3.
- The Penguins post an 11-game unbeaten streak (7-0-4) from Feb. 7 through Feb. 28.
- Pierre Larouche finished fifth overall in league scoring with 111 points (53+58), and is joined in the top 10 by Jean Pronovost (52+52=104, eighth) and Syl Apps (32+67=99, tenth).
- Larouche's 53 goals and Apps' 67 assists establish new team records.

TRANSACTIONS

Dec. 16, 1975 - Obtained Stan Gilbertson from Washington for Harvey Bennett.

Jan. 9, 1976 - Obtained Ed Gilbert, Simon Nolet and a first-round choice in the 1976 Entry Draft from Kansas City for Steve Durbano, Chuck Arnason and a first-round choice in the 1976 Entry Draft.

Mar. 8, 1976 - Obtained Ed Van Impe and Bob Taylor from Philadelphia for Gary Inness and future considerations.

GOALTENDERS

GOALIE	W-L-T	GP	MP	GA	SO	GAA
Michel Plasse	24-19-10	55	3096	178	2	3.45
Gary Inness	8-9-2	23	1212	82	0	4.06
Gordie Laxton	3-4-0	8	414	31	0	4.49
Bob Taylor	0-1-0	2	78	7	0	5.38
TOTALS	35-33-12	80	4800	303	2	3.79

SCORING

PLAYERS	GP	G	A	PTS	PIM
Pierre Larouche	76	53	58	111	33
Jean Pronovost	80	52	52	104	24
Syl Apps	80	32	67	99	24
Rick Kehoe	71	29	47	76	6
Lowell MacDonald	69	30	43	73	12
Ron Stackhouse	80	11	60	71	76
Vic Hadfield	76	30	35	65	46
Ron Schock	80	18	44	62	28
Bob Kelly	77	25	30	55	149
Dave Burrows	80	7	22	29	51
Barry Wilkins	75	0	27	27	106
Stan Gilbertson	48	13	8	21	6
Simon Nolet	39	9	8	17	2
Colin Campbell	64	7	10	17	105
Dennis Owchar	54	5	12	17	19
Chuck Arnason	30	7	3	10	14
Lew Morrison	78	4	5	9	8
Mario Faubert	21	1	8	9	10
Steve Durbano	32	0	8	8	161
Harvey Bennett	25	3	3	6	53
Wayne Bianchin	14	1	5	6	4
Ed Van Impe	12	0	5	5	16
Bob McManama	12	1	2	3	4
Ed Gilbert	38	1	1	2	0
Jacques Cossette	7	0	2	2	9
Michel Plasse	56	0	2	2	18
Bob Taylor	2	0	0	0	0
Gordie Laxton	8	0	0	0	0
Bob Paradise	9	0	0	0	4
Gary Inness	23	0	0	0	2
Bench					14

GAMES

DATE	RESULT	SCORE	OPPONENT	DATE	RESULT	SCORE	OPPONENT
Oct. 7	W	4-2	Washington	Jan. 15	L	1-4	Philadelphia
Oct. 11	W	7-5	WASHINGTON	Jan. 17	W	3-2	BUFFALO
Oct. 15	W	8-4	Toronto	Jan. 18	W	8-3	NY RANGERS
Oct. 18	W	6-1	DETROIT	Jan. 22	L	3-4	MONTREAL
Oct. 21	L	1-7	MONTREAL	Jan. 24	W	8-2	WASHINGTON
Oct. 25	T	4-4	PHILADELPHIA	Jan. 25	T	1-1	MINNESOTA
Oct. 30	L	0-4	Los Angeles	Jan. 29	W	6-2	KANSAS CITY
Nov. 1	L	3-7	Minnesota	Jan. 31	T	4-4	Kansas City
Nov. 2	L	2-7	Buffalo	Feb. 1	W	7-1	TORONTO
Nov. 5	W	7-6	NY ISLANDERS	Feb. 5	L	1-5	Boston
Nov. 6	W	5-3	St. Louis	Feb. 7	W	7-3	Los Angeles
Nov. 8	L	5-7	CHICAGO	Feb. 8	W	7-3	Vancouver
Nov. 9	L	4-6	Philadelphia	Feb. 11	T	4-4	California
Nov. 12	T	6-6	Washington	Feb. 14	T	4-4	NY Islanders
Nov. 13	L	4-5	MONTREAL	Feb. 15	W	6-4	LOS ANGELES
Nov. 15	L	2-5	BUFFALO	Feb. 17	W	6-1	KANSAS CITY
Nov. 18	L	3-5	CALIFORNIA	Feb. 19	W	7-5	TORONTO
Nov. 21	W	4-1	Atlanta	Feb. 21	W	10-1	CHICAGO
Nov. 22	W	6-3	LOS ANGELES	Feb. 22	T	2-2	Detroit
Nov. 26	W	5-2	DETROIT	Feb. 25	T	3-3	ATLANTA
Nov. 29	W	8-3	NY RANGERS	Feb. 28	W	5-4	VANCOUVER
Nov. 30	L	2-4	Boston	Feb. 29	L	3-5	ST. LOUIS
Dec. 3	T	3-3	Chicago	Mar. 2	W	6-2	Minnesota
Dec. 4	L	1-6	NY Islanders	Mar. 6	W	5-0	MINNESOTA
Dec. 7	W	6-3	TORONTO	Mar. 7	L	3-5	NY ISLANDERS
Dec. 9	L	2-3	Kansas City	Mar. 10	L	6-7	BUFFALO
Dec. 10	L	2-3	Detroit	Mar. 13	W	4-2	CALIFORNIA
Dec. 13	T	4-4	BOSTON	Mar. 14	W	7-1	ST. LOUIS
Dec. 14	L	4-7	Montreal	Mar. 16	L	4-5	Montreal
Dec. 17	W	9-2	California	Mar. 19	W	7-3	Washington
Dec. 19	L	1-5	Vancouver	Mar. 21	W	4-2	NY Rangers
Dec. 20	W	5-1	Los Angeles	Mar. 24	T	5-5	BOSTON
Dec. 23	L	3-4	NY Rangers	Mar. 25	L	2-5	St. Louis
Dec. 26	L	3-4	Atlanta	Mar. 28	W	3-0	DETROIT
Dec. 27	W	3-2	ATLANTA	Mar. 29	L	4-5	Toronto
Dec. 31	W	5-1	LOS ANGELES	Mar. 31	L	3-7	Montreal
Jan. 3	L	4-8	PHILADELPHIA	Apr. 3	L	4-5	WASHINGTON
Jan. 4	L	3-5	Chicago	Apr. 4	W	6-5	Detroit
Jan. 7	L	1-4	California				
Jan. 10	T	3-3	VANCOUVER				
Jan. 11	L	0-6	Buffalo				
Jan. 13	L	2-6	Boston				

Home games in all CAPS

35-33-12, 3RD, NORRIS DIVISION

table of
contentsteam
information

players

2008-09
season

opponents

history

playoff
historymedia
information2009-10
schedule

1976-77

HIGHLIGHTS

- Pierre Larouche records his fourth career hat trick in a 6-6 tie at Toronto on Feb. 19.
- Dunc Wilson and Denis Herron combine for 52 saves in a 7-3 loss to Atlanta on Mar. 15.
- Wayne Bianchin and Atlanta's Guy Chouinard record goals just four seconds apart on Mar. 15 to set the NHL record for two fastest goals.

TRANSACTIONS

- Aug. 11, 1976** - Obtained Don Awrey from Montreal for a third-round choice in the 1978 Entry Draft.
- Oct. 8, 1976** - Obtained Dunc Wilson from the New York Rangers for cash and other considerations.
- Oct. 18, 1976** - Obtained Mike Corrigan from Los Angeles for a fifth-round choice in the 1977 Entry Draft.

GOALTENDERS

GOALIE	W-L-T	GP	MP	GA	SO	GAA
Denis Herron	15-11-5	34	1920	94	1	2.94
Dunc Wilson	18-19-8	45	2627	129	5	2.95
Gordie Laxton	1-3-0	6	253	26	0	6.17
TOTALS	34-33-13	80	4800	252	6	3.15

SCORING

PLAYERS	GP	G	A	PTS	PIM
Jean Pronovost	79	33	31	64	24
Pierre Larouche	65	29	34	63	14
Syl Apps	72	18	43	61	20
Rick Kehoe	80	30	27	57	10
Ron Schock	80	17	32	49	10
Mike Corrigan	73	14	27	41	36
Ron Stackhouse	80	7	34	41	72
Greg Malone	66	18	19	37	43
Blair Chapman	80	14	23	37	16
Wayne Bianchin	79	28	6	34	28
Bob Kelly	74	10	21	31	115
Dennis Owchar	46	5	18	23	37
Stan Gilbertson	67	6	9	15	13
Mario Faubert	47	2	11	13	32
Russ Anderson	66	2	11	13	81
Don Awrey	79	1	12	13	40
Dave Burrows	69	3	6	9	29
Lew Morrison	76	2	1	3	0
Ed Van Impe	10	0	3	3	6
Lowell MacDonald	3	1	1	2	0
Vic Hadfield	9	0	2	2	0
Tom Price	7	0	2	2	4
Denis Herron	34	0	1	1	4
Dunc Wilson	45	0	1	1	21
Yves Bergeron	1	0	0	0	0
Steve Lyon	3	0	0	0	2
Gordie Laxton	6	0	0	0	0
Ed Gilbert	7	0	0	0	0
Bench					12

GAMES

DATE	RESULT	SCORE	OPPONENT	DATE	RESULT	SCORE	OPPONENT
Oct. 6	W	9-5	VANCOUVER	Jan. 15	W	5-2	BUFFALO
Oct. 7	L	1-10	Montreal	Jan. 16	L	5-6	ATLANTA
Oct. 9	L	4-7	LOS ANGELES	Jan. 19	W	3-0	Vancouver
Oct. 13	L	1-4	Chicago	Jan. 20	L	3-5	Los Angeles
Oct. 15	L	1-2	Atlanta	Jan. 22	W	3-2	NY ISLANDERS
Oct. 16	W	4-3	DETROIT	Jan. 27	W	3-0	NY Rangers
Oct. 20	T	4-4	Toronto	Jan. 29	L	2-5	PHILADELPHIA
Oct. 23	L	1-9	MONTREAL	Jan. 30	W	5-2	BOSTON
Oct. 24	T	3-3	ATLANTA	Feb. 2	W	5-2	MINNESOTA
Oct. 27	T	4-4	Buffalo	Feb. 3	T	0-0	Cleveland
Oct. 28	L	0-3	Philadelphia	Feb. 5	W	3-1	DETROIT
Oct. 30	T	2-2	NY RANGERS	Feb. 6	L	2-5	Colorado
Nov. 2	W	7-1	LOS ANGELES	Feb. 8	L	3-6	St. Louis
Nov. 5	W	4-1	Colorado	Feb. 11	L	2-3	Vancouver
Nov. 7	T	2-2	Cleveland	Feb. 12	W	3-2	Los Angeles
Nov. 10	L	2-3	Minnesota	Feb. 16	T	4-4	MONTREAL
Nov. 13	W	1-0	PHILADELPHIA	Feb. 19	T	6-6	Toronto
Nov. 14	W	5-1	NY Rangers	Feb. 20	W	4-1	CLEVELAND
Nov. 20	L	2-5	COLORADO	Feb. 22	L	1-3	Washington
Nov. 21	W	5-0	CHICAGO	Feb. 24	L	2-3	Detroit
Nov. 24	L	0-4	BOSTON	Feb. 26	W	2-1	WASHINGTON
Nov. 26	W	3-1	Cleveland	Feb. 27	T	2-2	BOSTON
Nov. 27	L	1-3	NY ISLANDERS	Mar. 2	L	0-5	LOS ANGELES
Nov. 30	L	4-6	Washington	Mar. 3	L	1-5	Montreal
Dec. 2	W	4-2	NY Islanders	Mar. 5	T	3-3	Los Angeles
Dec. 4	L	1-3	Montreal	Mar. 6	W	2-1	St. Louis
Dec. 7	W	6-2	MINNESOTA	Mar. 9	W	3-0	COLORADO
Dec. 9	W	2-1	Buffalo	Mar. 12	W	3-2	BUFFALO
Dec. 11	L	3-6	NY Islanders	Mar. 13	L	0-4	Philadelphia
Dec. 12	W	5-3	ST. LOUIS	Mar. 15	L	3-7	Atlanta
Dec. 16	W	5-4	CLEVELAND	Mar. 16	W	7-3	ST. LOUIS
Dec. 18	L	3-5	WASHINGTON	Mar. 19	L	2-5	NY RANGERS
Dec. 19	L	3-6	Boston	Mar. 20	L	2-3	Chicago
Dec. 22	W	5-2	Toronto	Mar. 22	W	4-2	Minnesota
Dec. 23	L	2-5	Detroit	Mar. 27	L	0-3	Boston
Dec. 26	W	4-2	TORONTO	Mar. 30	L	3-4	WASHINGTON
Dec. 29	T	3-3	MONTREAL	Apr. 2	W	4-3	Detroit
Jan. 1	W	6-3	BUFFALO	Apr. 3	W	4-2	DETROIT
Jan. 4	T	2-2	VANCOUVER				
Jan. 6	T	3-3	Washington				
Jan. 8	W	4-2	CHICAGO				
Jan. 11	L	0-2	TORONTO				

Home games in all CAPS

34-33-13, 3RD, NORRIS DIVISION

table of
contentsteam
information

players

2008-09
season

opponents

history

playoff
historymedia
information2009-10
schedule

1977-78

HIGHLIGHTS

- Johnny Wilson is named head coach on June 13.
- Pete Mahovlich records a hat trick in his first game with the Penguins, a 6-4 win over Detroit on Nov. 30.
- Jean Pronovost posts a seven-game goal streak from Jan. 2 through Jan. 14.
- Edward J. DeBartolo takes control of the Penguins on Apr. 5.

TRANSACTIONS

- Sept. 20, 1977** - Obtained Brian Spencer from Buffalo for Ron Schock.
- Oct. 1, 1977** - Obtained Bob Paradise from Washington for the rights to Don Awrey.
- Nov. 2, 1977** - Obtained Gene Carr, Dave Schultz and a fourth-round choice in the 1978 Entry Draft from Los Angeles for Syl Apps and Hartland Monahan.
- Nov. 29, 1977** - Obtained Peter Lee and Pete Mahovlich from Montreal for Pierre Larouche and the rights to Peter Marsh.

GOALTENDERS

GOALIE	W-L-T	GP	MP	GA	SO	GAA
Denis Herron	20-25-15	60	3534	210	0	3.57
Dunc Wilson	5-11-3	21	1180	95	0	4.83
Gordie Laxton	0-1-0	2	73	9	0	7.40
Greg Redquest	0-0-0	1	13	3	0	13.85
TOTALS	25-37-18	80	4800	321	0	4.01

SCORING

PLAYERS	GP	G	A	PTS	PIM
Jean Pronovost	79	40	25	65	50
Pete Mahovlich	57	25	36	61	37
Greg Malone	78	18	43	61	80
Gene Carr	70	17	37	54	76
Rick Kehoe	70	29	21	50	10
Blair Chapman	75	24	20	44	37
Tom Edur	58	5	38	43	18
Dave Schultz	66	9	25	34	378
Wayne Bianchin	61	20	13	33	40
Brian Spencer	79	9	11	20	81
Mike Corrigan	25	8	12	20	10
Ron Stackhouse	50	5	15	20	36
Dave Burrows	67	4	15	19	24
Peter Lee	60	5	13	18	19
Russ Anderson	74	2	16	18	150
Lowell MacDonald	19	5	8	13	2
John Flesch	29	7	5	12	19
Bob Paradise	64	2	10	12	53
Pierre Larouche	20	6	5	11	0
Dennis Owchar	22	2	8	10	23
Colin Campbell	55	1	9	10	103
Tom Cassidy	26	3	4	7	15
Syl Apps	9	0	7	7	0
Jim Hamilton	25	2	4	6	2
Mario Faubert	18	0	6	6	11
Derek Sanderson	13	3	1	4	0
Jacques Cossette	19	1	2	3	4
Hartland Monahan	7	2	0	2	2
Lew Morrison	8	0	2	2	0
Dunc Wilson	21	0	1	1	0
Denis Herron	60	0	1	1	6
Greg Redquest	1	0	0	0	0
Kim Davis	1	0	0	0	0
Gordie Laxton	2	0	0	0	0
Tom Price	10	0	0	0	0
Bench					14

GAMES

DATE	RESULT	SCORE	OPPONENT
Oct. 12	W	4-2	ST. LOUIS
Oct. 14	L	1-2	Washington
Oct. 15	L	2-8	PHILADELPHIA
Oct. 19	T	3-3	NY Rangers
Oct. 20	L	0-11	Philadelphia
Oct. 22	W	5-2	ATLANTA
Oct. 23	W	3-2	Cleveland
Oct. 26	L	3-4	DETROIT
Oct. 29	L	3-5	BOSTON
Nov. 2	L	1-3	Detroit
Nov. 4	L	2-5	Atlanta
Nov. 5	L	3-4	NY Islanders
Nov. 9	W	5-3	CLEVELAND
Nov. 12	W	7-4	CHICAGO
Nov. 13	T	3-3	Buffalo
Nov. 16	L	4-7	Minnesota
Nov. 19	T	5-5	NY RANGERS
Nov. 22	T	3-3	Vancouver
Nov. 24	L	3-5	Los Angeles
Nov. 26	W	5-2	NY ISLANDERS
Nov. 29	L	1-9	Montreal
Nov. 30	W	6-4	DETROIT
Dec. 3	T	4-4	BUFFALO
Dec. 4	W	4-2	Washington
Dec. 6	T	3-3	Colorado
Dec. 8	L	3-5	LOS ANGELES
Dec. 10	L	2-6	Boston
Dec. 11	L	1-5	ATLANTA
Dec. 14	L	2-3	St. Louis
Dec. 17	W	5-3	MONTREAL
Dec. 22	T	3-3	Buffalo
Dec. 23	L	2-6	TORONTO
Dec. 26	W	5-4	Toronto
Dec. 28	T	2-2	WASHINGTON
Dec. 29	L	3-4	Montreal
Dec. 31	W	6-3	CLEVELAND
Jan. 2	L	2-3	Washington
Jan. 4	W	8-3	VANCOUVER
Jan. 7	T	3-3	LOS ANGELES
Jan. 9	W	5-3	NY Rangers
Jan. 11	L	6-8	MONTREAL
Jan. 12	T	4-4	Philadelphia

DATE	RESULT	SCORE	OPPONENT
Jan. 14	W	4-2	CLEVELAND
Jan. 18	L	0-1	Atlanta
Jan. 21	L	2-5	WASHINGTON
Jan. 22	W	3-1	NY RANGERS
Jan. 28	T	3-3	BUFFALO
Jan. 29	L	2-8	Boston
Jan. 31	W	5-3	Detroit
Feb. 1	W	6-1	MINNESOTA
Feb. 4	L	1-8	BOSTON
Feb. 7	W	4-2	Colorado
Feb. 11	T	3-3	Los Angeles
Feb. 14	W	2-1	CHICAGO
Feb. 18	T	1-1	LOS ANGELES
Feb. 19	T	2-2	Chicago
Feb. 21	W	5-4	St. Louis
Feb. 22	T	2-2	ST. LOUIS
Feb. 25	L	1-3	PHILADELPHIA
Feb. 26	T	4-4	Buffalo
Mar. 1	L	2-5	MONTREAL
Mar. 4	L	3-6	NY Islanders
Mar. 5	T	3-3	NY ISLANDERS
Mar. 8	W	5-3	COLORADO
Mar. 11	L	1-3	VANCOUVER
Mar. 12	L	1-7	TORONTO
Mar. 14	L	2-4	Los Angeles
Mar. 15	L	4-7	Vancouver
Mar. 18	W	3-2	Toronto
Mar. 19	L	1-9	Chicago
Mar. 21	L	1-7	Minnesota
Mar. 22	L	2-5	COLORADO
Mar. 25	T	2-2	DETROIT
Mar. 29	L	2-6	Montreal
Mar. 30	L	3-6	Boston
Apr. 2	W	6-3	TORONTO
Apr. 5	W	7-2	MINNESOTA
Apr. 6	L	4-6	Detroit
Apr. 8	L	4-6	WASHINGTON
Apr. 9	W	3-2	Cleveland

Home games in all CAPS

25-37-18, 4TH, NORRIS DIVISION

table of
contentsteam
information

players

2008-09
season

opponents

history

playoff
historymedia
information2009-10
schedule

1978-79

HIGHLIGHTS

- Penguins record a 10-game unbeaten streak (6-0-4) from Mar. 13 through Mar. 28.
- The Penguins set a single-season record with 34 road points.
- George Ferguson scores in overtime to eliminate Buffalo from the preliminary round of the playoffs, 2-1.

TRANSACTIONS

June 13, 1978 - Obtained Randy Carlyle and George Ferguson from Toronto for Dave Burrows.

June 14, 1978 - Obtained Tom Bladon, Orest Kindrachuk and Ross Lonsberry from Philadelphia for a first-round choice in the 1978 Entry Draft.

Sept. 6, 1978 - Obtained Gregg Sheppard from Boston in a three-way deal, with Pittsburgh sending Jean Pronovost to Atlanta and Atlanta sending Dick Redmond to Boston.

Oct. 18, 1978 - Obtained Rod Schutt from Montreal for a first-round choice in the 1981 Entry Draft.

GOALTENDERS

GOALIE	W-L-T	GP	MP	GA	SO	GAA
Denis Herron	22-19-12	56	3208	180	0	3.37
Greg Millen	14-11-1	28	1532	86	2	3.37
Gordie Laxton	0-1-0	1	60	8	0	8.00
TOTALS	36-31-13	80	4800	279	2	3.49

SCORING

PLAYERS	GP	G	A	PTS	PIM
Greg Malone	80	35	30	65	52
Orest Kindrachuk	79	18	42	60	84
Peter Lee	80	32	26	58	24
Peter Mahovlich	60	14	39	53	39
George Ferguson	80	21	29	50	37
Randy Carlyle	70	13	34	47	78
Ross Lonsberry	80	24	22	46	38
Rick Kehoe	57	27	18	45	2
Rod Schutt	74	24	21	45	33
Ron Stackhouse	75	10	33	43	54
Gregg Sheppard	60	15	22	37	9
Dale Tallon	63	5	24	29	35
Tom Bladon	78	4	23	27	64
Gary McAdam	68	11	14	25	15
Colin Campbell	65	2	18	20	137
Blair Chapman	71	10	8	18	18
Russ Anderson	72	3	13	16	93
Wayne Bianchin	40	7	4	11	20
Jacques Cossette	38	7	2	9	16
Denis Herron	56	0	2	2	18
Kim Davis	1	1	0	1	0
Bob Paradise	14	0	1	1	4
Gordon Laxton	1	0	0	0	0
Jim Hamilton	2	0	0	0	0
Tom Price	2	0	0	0	4
Lex Hudson	2	0	0	0	0
Mike Meeker	4	0	0	0	5
Brian Spencer	7	0	0	0	0
Greg Millen	28	0	0	0	0
Bench					16

GAMES

DATE	RESULT	SCORE	OPPONENT
Oct. 11	L	2-3	TORONTO
Oct. 12	L	2-8	Boston
Oct. 14	T	4-4	BOSTON
Oct. 18	L	3-5	NY ISLANDERS
Oct. 19	L	1-3	Philadelphia
Oct. 21	W	5-1	WASHINGTON
Oct. 25	T	6-6	ST. LOUIS
Oct. 28	L	2-4	ATLANTA
Oct. 29	L	2-3	NY Rangers
Nov. 1	L	4-6	Washington
Nov. 3	L	0-2	Atlanta
Nov. 4	W	7-3	DETROIT
Nov. 8	W	6-3	COLORADO
Nov. 9	T	4-4	Buffalo
Nov. 11	L	1-2	NY RANGERS
Nov. 16	W	6-3	Vancouver
Nov. 18	W	3-1	Los Angeles
Nov. 22	L	2-3	MONTREAL
Nov. 23	L	4-8	Montreal
Nov. 25	L	1-3	PHILADELPHIA
Nov. 26	L	2-8	Toronto
Nov. 29	W	5-3	WASHINGTON
Dec. 1	W	7-4	Washington
Dec. 2	W	5-2	CHICAGO
Dec. 5	T	3-3	NY Islanders
Dec. 6	W	6-4	TORONTO
Dec. 8	T	3-3	Montreal
Dec. 9	T	4-4	BUFFALO
Dec. 13	W	3-0	ST. LOUIS
Dec. 14	L	1-2	Philadelphia
Dec. 16	W	6-5	VANCOUVER
Dec. 17	T	3-3	Chicago
Dec. 21	W	4-1	Los Angeles
Dec. 23	L	3-5	Minnesota
Dec. 27	W	5-2	LOS ANGELES
Dec. 30	W	3-1	DETROIT
Dec. 31	W	5-4	Detroit
Jan. 3	L	3-5	VANCOUVER
Jan. 5	T	3-3	Atlanta
Jan. 6	L	3-4	LOS ANGELES
Jan. 10	W	3-2	MONTREAL
Jan. 13	W	5-3	BOSTON

DATE	RESULT	SCORE	OPPONENT
Jan. 14	W	5-4	Buffalo
Jan. 16	W	5-0	MINNESOTA
Jan. 17	L	1-4	Detroit
Jan. 20	L	2-5	WASHINGTON
Jan. 24	L	1-4	Los Angeles
Jan. 25	L	3-5	Colorado
Jan. 27	W	5-3	LOS ANGELES
Jan. 31	L	1-4	MONTREAL
Feb. 3	W	4-2	DETROIT
Feb. 4	L	3-8	Detroit
Feb. 15	W	6-5	MINNESOTA
Feb. 17	W	6-3	BUFFALO
Feb. 18	L	2-6	Detroit
Feb. 21	W	3-1	MONTREAL
Feb. 22	L	0-12	Montreal
Feb. 24	W	5-1	CHICAGO
Feb. 25	T	2-2	Chicago
Feb. 28	W	5-3	COLORADO
Mar. 3	L	4-8	St. Louis
Mar. 4	W	7-2	Colorado
Mar. 7	L	0-4	LOS ANGELES
Mar. 10	W	3-2	PHILADELPHIA
Mar. 11	L	0-4	Toronto
Mar. 13	W	9-3	Vancouver
Mar. 14	T	3-3	Los Angeles
Mar. 17	W	5-2	Washington
Mar. 18	W	5-1	NY Rangers
Mar. 21	T	2-2	WASHINGTON
Mar. 22	W	3-1	Boston
Mar. 24	T	3-3	NY Islanders
Mar. 25	T	2-2	NY ISLANDERS
Mar. 27	W	5-1	Minnesota
Mar. 28	W	7-1	NY RANGERS
Mar. 31	L	3-5	Montreal
Apr. 1	L	2-7	ATLANTA
Apr. 3	W	3-2	St. Louis
Apr. 7	W	4-3	DETROIT
Apr. 18	L	2-5	Washington

Home games in all CAPS

36-31-13, 2ND, NORRIS DIVISION

table of
contents

team
information

players

2008-09
season

opponents

history

playoff
history

media
information

2009-10
schedule

1979-80

HIGHLIGHTS

- Greg Malone records six assists vs. Quebec on Nov. 28.
- The Penguins wear black and gold for the first time vs. St. Louis on Jan. 30.
- Olympian Mark Johnson makes his Penguins debut on Mar. 2 vs. the New York Islanders.

TRANSACTIONS

Aug. 3, 1979 - Obtained Nick Libett from Detroit for Pete Mahovlich.

Aug. 30, 1979 - Obtained Rob Holland and Pat Hughes from Montreal for Denis Herron and a second-round choice in the 1982 Entry Draft.

Nov. 13, 1979 - Obtained Bob Stewart from St. Louis for Blair Chapman.

GOALTENDERS

GOALIE	W-L-T	GP	MP	GA	SO	GAA
Nick Ricci	2-2-0	4	240	14	0	3.50
Greg Millen	18-18-7	44	2586	157	2	3.64
Rob Holland	10-17-6	34	1974	126	1	3.83
TOTALS	30-37-13	80	4800	303	3	3.79

SCORING

PLAYERS	GP	G	A	PTS	PIM
Rick Kehoe	79	30	30	60	4
Greg Malone	51	19	32	51	46
George Ferguson	73	21	28	49	36
Orest Kindrachuk	52	17	29	46	63
Peter Lee	74	16	29	45	20
Gary McAdam	78	19	22	41	63
Rod Schutt	73	18	21	39	43
Gregg Sheppard	76	13	24	37	20
Randy Carlyle	67	8	28	36	45
Ross Lonsberry	76	15	18	33	36
Ron Stackhouse	78	6	27	33	36
Pat Hughes	76	18	14	32	78
Russ Anderson	76	5	22	27	150
Nick Libett	78	14	12	26	14
Paul Marshall	46	9	12	21	9
Mario Faubert	49	5	13	18	31
Dale Tallon	32	5	9	14	18
Bob Stewart	75	3	8	11	56
Kim Davis	24	3	7	10	43
Mark Johnson	17	3	5	8	4
Tom Bladon	57	2	6	8	35
Greg Millen	44	0	3	3	14
Kim Clackson	46	0	3	3	166
Jim Hamilton	10	2	0	2	0
Nick Ricci	4	0	0	0	0
Rob Holland	34	0	0	0	2
Bench					10

GAMES

DATE	RESULT	SCORE	OPPONENT	DATE	RESULT	SCORE	OPPONENT
Oct. 10	W	4-2	WINNIPEG	Jan. 18	L	1-7	Hartford
Oct. 13	T	3-3	HARTFORD	Jan. 19	L	2-5	EDMONTON
Oct. 14	W	4-1	Boston	Jan. 23	L	3-4	Edmonton
Oct. 17	L	4-5	LOS ANGELES	Jan. 24	L	1-4	Colorado
Oct. 20	W	5-1	WASHINGTON	Jan. 26	L	4-6	BOSTON
Oct. 21	L	3-6	NY Rangers	Jan. 27	W	5-3	Boston
Oct. 24	L	3-7	Buffalo	Jan. 30	L	3-4	ST. LOUIS
Oct. 25	L	5-8	Montreal	Jan. 31	L	3-4	Detroit
Oct. 31	W	4-2	COLORADO	Feb. 2	L	0-4	PHILADELPHIA
Nov. 3	T	3-3	ATLANTA	Feb. 7	L	0-9	Buffalo
Nov. 7	T	3-3	MONTREAL	Feb. 9	L	2-5	MINNESOTA
Nov. 10	L	1-6	BOSTON	Feb. 10	L	2-3	Chicago
Nov. 11	W	4-1	NY Rangers	Feb. 14	W	4-2	Toronto
Nov. 15	T	3-3	Los Angeles	Feb. 16	L	1-8	Montreal
Nov. 16	L	2-5	Vancouver	Feb. 17	L	5-6	Philadelphia
Nov. 18	W	3-2	Winnipeg	Feb. 20	W	7-5	DETROIT
Nov. 21	W	5-2	ST. LOUIS	Feb. 23	W	2-1	QUEBEC
Nov. 23	L	1-4	Atlanta	Feb. 24	L	0-2	Quebec
Nov. 24	W	5-3	NY RANGERS	Feb. 27	W	3-2	WINNIPEG
Nov. 28	W	7-2	QUEBEC	Mar. 2	T	0-0	NY ISLANDERS
Nov. 30	L	5-7	Hartford	Mar. 3	L	1-5	St. Louis
Dec. 1	W	5-4	COLORADO	Mar. 5	L	3-5	TORONTO
Dec. 5	T	3-3	VANCOUVER	Mar. 8	W	5-4	EDMONTON
Dec. 7	W	5-3	Washington	Mar. 9	L	2-6	Detroit
Dec. 8	T	3-3	CHICAGO	Mar. 11	L	3-4	PHILADELPHIA
Dec. 11	T	3-3	St. Louis	Mar. 12	W	4-2	LOS ANGELES
Dec. 12	T	3-3	NY ISLANDERS	Mar. 15	W	5-2	MINNESOTA
Dec. 15	T	3-3	NY Islanders	Mar. 18	L	3-4	Minnesota
Dec. 16	L	1-4	Quebec	Mar. 21	L	2-9	Edmonton
Dec. 19	T	0-0	Chicago	Mar. 23	W	4-2	Winnipeg
Dec. 20	T	1-1	Philadelphia	Mar. 25	W	4-2	Vancouver
Dec. 22	L	3-4	NY RANGERS	Mar. 27	T	2-2	Los Angeles
Dec. 26	W	6-4	DETROIT	Mar. 28	L	0-5	Colorado
Dec. 28	W	4-2	Atlanta	Mar. 30	W	4-0	WASHINGTON
Dec. 29	W	3-2	ATLANTA	Apr. 1	L	2-6	Washington
Jan. 2	W	5-3	MONTREAL	Apr. 2	W	6-4	HARTFORD
Jan. 3	W	4-3	NY Islanders	Apr. 5	L	1-9	BUFFALO
Jan. 5	L	4-5	BUFFALO				
Jan. 7	L	5-9	Toronto				
Jan. 9	W	4-2	VANCOUVER				
Jan. 12	L	2-3	CHICAGO				
Jan. 16	W	6-4	TORONTO				

Home games in all CAPS

30-37-13, 3RD, NORRIS DIVISION

table of
contentsteam
information

players

2008-09
season

opponents

history

playoff
historymedia
information2009-10
schedule

1980-81

HIGHLIGHTS

- Ed Johnston is named head coach on July 15.
- Paul Gardner scores four goals vs. Philadelphia on Dec. 13, becoming the first Penguin to accomplish the feat.
- Rick Kehoe sets a new team record with 55 goals.
- Randy Carlyle is named a First Team All-Star.
- Rick Kehoe wins the Lady Byng Trophy and Randy Carlyle wins the James Norris Trophy.

TRANSACTIONS

- Nov. 18, 1980** - Obtained Paul Gardner and Dave Burrows from Toronto for Paul Marshall and Kim Davis.
- Jan. 2, 1981** - Obtained Gary Rissling from Washington for a fifth-round choice in the 1981 Entry Draft.
- Mar. 10, 1981** - Obtained Pat Price from Edmonton for Pat Hughes.

GOALTENDERS

GOALIE	W-L-T	GP	MP	GA	SO	GAA
Nick Ricci	4-5-0	9	540	35	0	3.89
Greg Millen	25-27-10	63	3721	258	0	4.16
Rob Holland	1-5-3	10	539	45	0	5.01
TOTALS	30-37-13	80	4800	345	0	4.31

SCORING

PLAYERS	GP	G	A	PTS	PIM
Rick Kehoe	80	55	33	88	6
Randy Carlyle	76	16	67	83	136
Paul Gardner	62	34	40	74	59
Peter Lee	80	30	34	64	86
Rod Schutt	80	25	35	60	55
Mario Faubert	72	8	44	52	118
Greg Malone	62	21	29	50	68
Ross Lonsberry	80	17	33	50	76
George Ferguson	79	25	18	43	42
Pat Price	72	8	34	42	226
Errol Thompson	73	20	20	40	64
Ron Stackhouse	74	6	29	35	86
Mark Johnson	73	10	23	33	50
Gregg Sheppard	47	11	17	28	49
Pat Hughes	58	10	9	19	161
Paul Baxter	51	5	14	19	204
Russ Anderson	34	3	14	17	112
Nick Libett	44	6	6	12	4
Orest Kindrachuk	13	3	9	12	34
Gary McAdam	34	3	9	12	30
Marc Chorney	8	1	6	7	14
Jim Hamilton	20	1	6	7	18
Paul Marshall	13	3	0	3	4
Mike Bullard	15	1	2	3	19
Dave Burrows	59	0	2	2	30
Greg Millen	63	0	2	2	6
Kim Davis	8	1	0	1	4
Gary Rissling	26	1	0	1	143
Bennett Wolf	24	0	1	1	94
Gilles Lupien	31	0	1	1	34
Tony Feltrin	2	0	0	0	0
Nick Ricci	9	0	0	0	2
Rob Holland	10	0	0	0	0

GAMES

DATE	RESULT	SCORE	OPPONENT
Oct. 9	L	4-7	Philadelphia
Oct. 11	W	5-4	WINNIPEG
Oct. 12	W	6-3	NY Rangers
Oct. 15	L	2-5	HARTFORD
Oct. 18	L	2-4	BUFFALO
Oct. 21	L	5-8	Toronto
Oct. 22	W	9-3	ST. LOUIS
Oct. 25	L	2-8	CALGARY
Oct. 29	T	1-1	Buffalo
Oct. 31	W	6-5	Winnipeg
Nov. 1	L	3-6	Minnesota
Nov. 3	T	4-4	Edmonton
Nov. 5	L	1-2	TORONTO
Nov. 8	W	5-3	DETROIT
Nov. 9	L	4-7	Boston
Nov. 12	L	1-3	WASHINGTON
Nov. 14	T	3-3	NY Rangers
Nov. 15	L	4-7	BOSTON
Nov. 19	L	2-3	MINNESOTA
Nov. 22	W	4-2	COLORADO
Nov. 26	L	4-7	VANCOUVER
Nov. 27	T	3-3	Boston
Nov. 29	L	2-4	NY RANGERS
Dec. 3	T	4-4	Toronto
Dec. 4	W	3-2	Montreal
Dec. 6	W	6-4	CHICAGO
Dec. 7	L	1-10	Buffalo
Dec. 10	W	4-3	MONTREAL
Dec. 12	W	6-2	Washington
Dec. 13	L	5-6	PHILADELPHIA
Dec. 17	T	3-3	Los Angeles
Dec. 19	L	4-10	Vancouver
Dec. 20	T	3-3	Calgary
Dec. 23	L	3-6	St. Louis
Dec. 26	L	7-9	Hartford
Dec. 27	W	6-4	QUEBEC
Dec. 31	L	1-3	Detroit
Jan. 3	W	6-4	DETROIT
Jan. 4	L	2-3	Chicago
Jan. 7	W	7-3	NY ISLANDERS
Jan. 8	L	2-4	Montreal
Jan. 10	L	3-5	CHICAGO

DATE	RESULT	SCORE	OPPONENT
Jan. 13	L	3-6	NY Islanders
Jan. 14	W	6-3	ST. LOUIS
Jan. 17	W	5-4	LOS ANGELES
Jan. 21	L	0-5	PHILADELPHIA
Jan. 24	W	4-3	CALGARY
Jan. 27	L	1-7	St. Louis
Jan. 28	W	3-1	MINNESOTA
Jan. 31	T	4-4	WASHINGTON
Feb. 2	L	4-8	Chicago
Feb. 4	W	3-2	Winnipeg
Feb. 6	L	4-6	Colorado
Feb. 7	L	4-5	Calgary
Feb. 12	W	5-3	NY ISLANDERS
Feb. 14	T	2-2	VANCOUVER
Feb. 17	L	1-4	Philadelphia
Feb. 19	W	6-2	HARTFORD
Feb. 21	L	1-6	BUFFALO
Feb. 22	W	9-4	COLORADO
Feb. 25	W	4-3	WINNIPEG
Feb. 26	W	7-5	Washington
Feb. 28	W	6-4	NY RANGERS
Mar. 2	W	5-4	Quebec
Mar. 4	W	6-5	LOS ANGELES
Mar. 7	L	5-8	Minnesota
Mar. 8	W	6-4	EDMONTON
Mar. 11	L	1-2	MONTREAL
Mar. 14	T	3-3	QUEBEC
Mar. 16	L	6-7	Edmonton
Mar. 17	L	3-4	Vancouver
Mar. 19	T	4-4	Los Angeles
Mar. 21	W	3-1	Colorado
Mar. 25	W	5-2	TORONTO
Mar. 28	T	4-4	NY Islanders
Mar. 29	L	2-5	EDMONTON
Mar. 31	L	1-5	Quebec
Apr. 2	T	1-1	Detroit
Apr. 4	L	2-5	BOSTON
Apr. 5	W	5-4	Hartford

Home games in all CAPS

30-37-13, 3RD, NORRIS DIVISION

table of
contentsteam
information

players

2008-09
season

opponents

history

playoff
historymedia
information2009-10
schedule

1981-82

HIGHLIGHTS

- Michel Dion is named the starting goaltender in the NHL All-Star Game.
- Pittsburgh breaks the New York Islanders' then NHL-record 15-game winning streak with a 4-3 victory on Feb. 21.
- Mike Bullard's 37 goals are the most by a Penguins rookie.
- Paul Baxter sets a team record with 409 penalty minutes.

TRANSACTIONS

June 29, 1981 - Obtained Pat Boutette and Kevin McClelland from Hartford as compensation for Hartford signing free agent Greg Malone.

Dec. 29, 1981 - Obtained Rick MacLeish from Hartford for Russ Anderson.

Feb. 14, 1982 - Obtained Gary Edwards from St. Louis for an eighth-round choice in the 1984 Entry Draft.

GOALTENDERS

GOALIE	W-L-T	GP	MP	GA	SO	GAA
Gary Edwards	3-2-1	6	360	22	1	3.67
Michel Dion	25-24-12	62	3580	226	0	3.79
Nick Ricci	0-3-0	3	160	14	0	5.25
Paul Harrison	3-7-0	13	700	64	0	5.49
TOTALS	31-36-13	80	4800	337	1	4.21

SCORING

PLAYERS	GP	G	A	PTS	PIM
Rick Kehoe	71	33	52	85	8
Randy Carlyle	73	11	64	75	131
Pat Boutette	80	23	51	74	230
Paul Gardner	59	36	33	69	28
Mike Bullard	75	37	27	64	91
George Ferguson	71	22	31	53	45
Rick MacLeish	74	19	28	47	44
Paul Baxter	76	9	34	43	409
Greg Malone	78	15	24	39	125
Pat Price	77	7	31	38	322
Peter Lee	74	18	16	34	98
Doug Shedden	38	10	15	25	12
Gregg Sheppard	58	11	10	21	35
Mark Johnson	46	10	11	21	30
Ron Stackhouse	76	2	19	21	102
Rod Schutt	35	9	12	21	42
Andre St. Laurent	34	10	9	19	32
Bob Simpson	26	9	9	18	4
Steve Gatzos	16	6	8	14	14
Pat Graham	42	6	8	14	55
Mario Faubert	14	4	8	12	14
Greg Hotham	28	4	6	10	16
Jim Hamilton	11	5	3	8	2
Paul Mulvey	27	1	7	8	76
Marc Chorney	60	1	6	7	63
Kevin McClelland	10	1	4	5	4
Randy Boyd	23	0	2	2	49
Russ Anderson	31	0	1	1	98
Michel Dion	62	0	1	1	4
Dave Hannan	1	0	0	0	0
Bennett Wolf	1	0	0	0	2
Nick Ricci	3	0	0	0	0
Tony Feltrin	5	0	0	0	4
Gary Edwards	6	0	0	0	2
Paul Harrison	13	0	0	0	0
Gary Rissling	16	0	0	0	55
Bench					10

GAMES

DATE	RESULT	SCORE	OPPONENT
Oct. 6	L	2-6	St. Louis
Oct. 7	T	5-5	Chicago
Oct. 10	W	2-1	QUEBEC
Oct. 11	L	2-8	Philadelphia
Oct. 14	L	1-4	NY ISLANDERS
Oct. 17	W	5-2	MINNESOTA
Oct. 18	L	2-3	Detroit
Oct. 20	W	5-3	COLORADO
Oct. 22	T	3-3	Calgary
Oct. 23	L	3-8	Edmonton
Oct. 25	W	6-4	Vancouver
Oct. 28	L	3-5	TORONTO
Oct. 29	L	4-6	Philadelphia
Oct. 31	W	3-1	BUFFALO
Nov. 4	W	6-3	NY RANGERS
Nov. 7	W	7-2	PHILADELPHIA
Nov. 11	W	3-2	Washington
Nov. 14	T	3-3	Boston
Nov. 18	W	6-1	ST. LOUIS
Nov. 20	T	3-3	TORONTO
Nov. 21	L	5-9	Montreal
Nov. 24	W	7-1	Quebec
Nov. 25	W	2-1	MONTREAL
Nov. 28	W	5-3	DETROIT
Dec. 1	W	4-2	WINNIPEG
Dec. 5	L	1-3	St. Louis
Dec. 6	L	4-7	Buffalo
Dec. 9	L	1-4	PHILADELPHIA
Dec. 12	W	7-4	WASHINGTON
Dec. 14	L	4-5	NY Rangers
Dec. 16	W	7-6	LOS ANGELES
Dec. 19	T	3-3	NY RANGERS
Dec. 20	L	1-3	Philadelphia
Dec. 23	T	4-4	Toronto
Dec. 26	L	5-7	BUFFALO
Dec. 27	L	3-5	NY Rangers
Dec. 30	W	6-2	WASHINGTON
Jan. 2	W	9-4	HARTFORD
Jan. 3	W	6-4	Hartford
Jan. 6	L	3-6	Chicago
Jan. 7	L	4-5	Detroit
Jan. 9	W	4-3	VANCOUVER

DATE	RESULT	SCORE	OPPONENT
Jan. 13	L	1-6	Winnipeg
Jan. 16	L	0-4	Calgary
Jan. 17	T	3-3	Vancouver
Jan. 20	W	5-4	BOSTON
Jan. 21	L	1-6	NY Islanders
Jan. 23	T	5-5	PHILADELPHIA
Jan. 26	L	2-9	NY Islanders
Jan. 27	L	3-6	NY ISLANDERS
Jan. 30	W	2-1	WINNIPEG
Jan. 31	L	3-8	Washington
Feb. 2	L	6-9	MINNESOTA
Feb. 6	L	4-6	WASHINGTON
Feb. 7	L	4-5	Philadelphia
Feb. 10	T	3-3	HARTFORD
Feb. 11	L	2-4	Montreal
Feb. 13	T	3-3	LOS ANGELES
Feb. 16	L	2-6	NY Islanders
Feb. 17	L	3-5	NY RANGERS
Feb. 20	W	6-5	PHILADELPHIA
Feb. 21	W	4-3	NY ISLANDERS
Feb. 25	L	2-4	NY Islanders
Feb. 27	L	1-4	EDMONTON
Feb. 28	W	4-2	NY Rangers
Mar. 3	L	2-3	BOSTON
Mar. 6	W	6-4	Quebec
Mar. 7	T	4-4	CALGARY
Mar. 10	W	7-2	Washington
Mar. 13	W	6-2	COLORADO
Mar. 15	L	3-4	Minnesota
Mar. 17	L	4-10	Edmonton
Mar. 20	L	5-7	Los Angeles
Mar. 21	W	6-0	Colorado
Mar. 24	L	2-7	NY RANGERS
Mar. 27	T	3-3	CHICAGO
Mar. 28	W	6-5	Washington
Mar. 31	T	4-4	WASHINGTON
Apr. 2	W	7-5	NY Rangers
Apr. 4	W	7-2	NY ISLANDERS

Home games in all CAPS

31-36-13, 4TH, PATRICK DIVISION

table of
contentsteam
information

players

2008-09
season

opponents

history

playoff
historymedia
information2009-10
schedule

1982-83

HIGHLIGHTS

- Pat Boutette records hat tricks on Oct. 12 vs. Vancouver and Oct. 27 vs. Washington.
- Denis Herron records his fourth shutout as a Penguin in a 0-0 tie with Philadelphia on Dec. 4.
- Rick Kehoe is named to the Prince of Wales Conference All-Star Team.

TRANSACTIONS

- Sept. 15, 1982** - Obtained Denis Herron from Montreal for a third-round choice in the 1985 Entry Draft.
- Oct. 28, 1982** - Obtained Ron Meighan and Anders Hakansson from Minnesota for George Ferguson and a first-round choice in the 1983 Entry Draft.
- Nov. 8, 1982** - Obtained Stan Jonathan from Boston for future considerations.

GOALTENDERS

GOALIE	W-L-T	GP	MP	GA	SO	GAA
Michel Dion	12-30-4	49	2791	198	0	4.26
Denis Herron	5-18-5	31	1707	151	1	5.31
Nick Ricci	1-2-0	3	147	16	0	6.53
Roberto Romano	0-3-0	3	155	18	0	6.97
TOTALS	18-53-9	80	4800	394	1	4.93

SCORING

PLAYERS	GP	G	A	PTS	PIM
Doug Shedden	80	24	43	67	54
Rick Kehoe	75	29	36	65	12
Greg Malone	80	17	44	61	82
Pat Boutette	80	27	29	56	152
Randy Carlyle	61	15	41	56	110
Paul Gardner	70	28	27	55	12
Mike Bullard	57	22	22	44	60
Dave Hannan	74	11	22	33	127
Paul Baxter	75	11	21	32	238
Greg Hotham	58	2	30	32	39
Peter Lee	63	13	13	26	10
Andre St. Laurent	70	13	9	22	105
Anders Hakansson	67	9	12	21	35
Randy Boyd	56	4	14	18	71
Steve Gatzos	44	6	7	13	52
Pat Price	38	1	11	12	104
Kevin McClelland	38	5	4	9	73
Gary Rissling	40	5	4	9	128
Marc Chorney	67	3	5	8	66
Ron Meighan	41	2	6	8	16
Tony Feltrin	32	3	3	6	40
Pat Graham	20	1	5	6	16
Tim Hrynewich	30	2	3	5	48
Doug Lecuyer	12	1	4	5	12
Rick MacLeish	6	0	5	5	2
Rod Buskas	41	2	2	4	102
Stan Jonathan	20	0	3	3	13
Jim Hamilton	5	0	2	2	2
Michel Dion	49	0	2	2	8
Bob Simpson	4	1	0	1	0
Denis Herron	31	0	1	1	14
Rob Garner	1	0	0	0	0
Brian Lundberg	1	0	0	0	2
Nick Ricci	3	0	0	0	0
Roberto Romano	3	0	0	0	0
Rich Sutter	4	0	0	0	0
Rod Schutt	5	0	0	0	0
Bennett Wolf	5	0	0	0	37
George Ferguson	7	0	0	0	2
Ian Turnbull	7	0	0	0	4
Bench					20

GAMES

DATE	RESULT	SCORE	OPPONENT
Oct. 5	T	3-3	New Jersey
Oct. 9	L	3-5	NY RANGERS
Oct. 10	L	3-4	Boston
Oct. 12	W	5-4	VANCOUVER
Oct. 14	L	0-9	NY Islanders
Oct. 16	L	5-6	NEW JERSEY
Oct. 20	L	3-5	ST. LOUIS
Oct. 21	L	4-8	Quebec
Oct. 23	W	4-2	PHILADELPHIA
Oct. 27	W	7-5	WASHINGTON
Oct. 28	L	2-9	Philadelphia
Oct. 30	L	1-4	CALGARY
Oct. 31	L	2-6	NY Rangers
Nov. 2	W	3-1	NY Islanders
Nov. 4	T	4-4	New Jersey
Nov. 6	L	2-6	Los Angeles
Nov. 10	W	5-4	EDMONTON
Nov. 13	L	1-3	CALGARY
Nov. 14	T	6-6	Buffalo
Nov. 17	W	4-3	HARTFORD
Nov. 20	W	4-3	BOSTON
Nov. 24	W	4-3	TORONTO
Nov. 26	T	6-6	Minnesota
Nov. 27	L	3-5	St. Louis
Dec. 1	L	2-4	CHICAGO
Dec. 2	L	4-5	Washington
Dec. 4	T	0-0	PHILADELPHIA
Dec. 8	W	4-2	BUFFALO
Dec. 11	L	4-7	QUEBEC
Dec. 12	L	3-4	Philadelphia
Dec. 15	T	4-4	DETROIT
Dec. 18	L	1-3	WASHINGTON
Dec. 20	L	3-6	NY Rangers
Dec. 21	W	3-2	Hartford
Dec. 23	L	4-6	Detroit
Dec. 26	W	4-3	NY RANGERS
Dec. 28	L	3-6	Washington
Dec. 29	L	5-6	ST. LOUIS
Jan. 1	W	2-1	NY ISLANDERS
Jan. 2	L	1-5	Montreal
Jan. 7	L	2-7	Edmonton
Jan. 9	L	3-4	Winnipeg

DATE	RESULT	SCORE	OPPONENT
Jan. 12	L	0-7	MINNESOTA
Jan. 13	L	1-8	Philadelphia
Jan. 15	L	7-8	MONTREAL
Jan. 19	T	1-1	NEW JERSEY
Jan. 22	L	3-7	QUEBEC
Jan. 24	L	2-8	Toronto
Jan. 26	L	2-6	WASHINGTON
Jan. 28	L	2-7	Washington
Jan. 29	L	1-2	NY RANGERS
Jan. 31	L	2-3	New Jersey
Feb. 2	L	4-7	Chicago
Feb. 4	L	4-6	Winnipeg
Feb. 5	L	4-7	Calgary
Feb. 9	L	2-6	VANCOUVER
Feb. 10	L	3-7	Boston
Feb. 12	W	6-4	LOS ANGELES
Feb. 15	L	3-7	DETROIT
Feb. 17	L	1-4	NY Islanders
Feb. 19	L	7-10	EDMONTON
Feb. 21	L	2-4	Toronto
Feb. 23	W	6-4	WINNIPEG
Feb. 24	L	3-6	Philadelphia
Feb. 26	W	5-4	NEW JERSEY
Feb. 28	L	3-9	NY Rangers
Mar. 1	T	3-3	NY RANGERS
Mar. 4	L	2-10	Buffalo
Mar. 6	L	3-5	PHILADELPHIA
Mar. 10	L	3-4	NY ISLANDERS
Mar. 12	W	7-2	Hartford
Mar. 13	L	3-4	CHICAGO
Mar. 16	L	2-3	Minnesota
Mar. 19	W	7-4	Los Angeles
Mar. 21	L	3-7	Vancouver
Mar. 26	T	4-4	Washington
Mar. 27	L	1-4	NY ISLANDERS
Mar. 30	W	3-2	MONTREAL
Apr. 2	L	3-6	NY Islanders
Apr. 3	L	3-5	NEW JERSEY

Home games in all CAPS

18-53-9, 6TH, PATRICK DIVISION

table of
contentsteam
information

players

2008-09
season

opponents

history

playoff
historymedia
information2009-10
schedule

1983-84

HIGHLIGHTS

- Lou Angotti is named head coach on July 20.
- Mike Bullard records 51 goals, the fourth Penguin to hit the 50-goal mark.

TRANSACTIONS

Oct. 23, 1983 - Obtained Andy Brickley, Ron Flockhart, Mark Taylor and a first-round choice in the 1984 Entry Draft from Philadelphia for Rich Sutter and second- and third-round choices in the 1984 Entry Draft.

Dec. 5, 1983 - Obtained Tom Roulston from Edmonton for Kevin McClelland and a sixth-round choice in the 1984 Draft.

Mar. 5, 1984 - Obtained Moe Mantha and a first-round choice in the 1984 Entry Draft from Winnipeg for Randy Carlyle.

GOALTENDERS

GOALIE	W-L-T	GP	MP	GA	SO	GAA
Denis Herron	8-24-2	38	2028	138	1	4.08
Roberto Romano	6-11-0	18	1020	78	1	4.59
Michel Dion	2-19-4	30	1553	138	0	5.33
Vincent Tremblay	0-4-0	4	240	24	0	6.00
TOTALS	16-58-6	80	4800	390	2	4.68

SCORING

PLAYERS	GP	G	A	PTS	PIM
Mike Bullard	76	51	41	92	57
Doug Shedden	67	22	35	57	20
Mark Taylor	60	24	31	55	24
Ron Flockhart	76	27	21	48	44
Rick Kehoe	57	18	27	45	8
Tom Roulston	77	16	24	40	24
Pat Boutette	73	14	26	40	142
Andy Brickley	50	18	20	38	9
Kevin McCarthy	78	6	30	36	113
Greg Hotham	76	5	25	30	59
Randy Carlyle	50	3	23	26	82
Bob Errey	65	9	13	22	29
Norm Schmidt	34	6	12	18	12
Bryan Maxwell	48	3	15	18	111
Gary Rissling	47	4	13	17	297
Tom O'Regan	51	4	10	14	8
Greg Fox	73	2	10	12	97
Tim Hrynewich	25	4	5	9	34
Marty McSorley	72	2	7	9	224
Tom Thornbury	14	1	8	9	16
Warren Young	15	1	7	8	19
Steve Gatzos	23	3	3	6	15
Kevin McClelland	24	2	4	6	62
Rod Buskas	47	2	4	6	60
Bob Gladney	13	1	5	6	2
Ted Bulley	26	3	2	5	12
Dave Hannan	24	2	3	5	33
Paul Gardner	16	0	5	5	6
Jim Hamilton	11	2	2	4	4
Rod Schutt	11	1	3	4	4
Rocky Saganiuk	29	1	3	4	37
Darren Lowe	8	1	2	3	0
Andre St. Laurent	8	2	0	2	21
Mitch Lamoreux	8	1	1	2	6
Tim Tookey	8	0	2	2	2
Dean DeFazio	22	0	2	2	28
Greg Tebutt	24	0	2	2	31
Marc Chorney	4	0	1	1	8
Phil Bourque	5	0	1	1	12
Randy Boyd	5	0	1	1	6
Michel Dion	30	0	1	1	2
Grant Sasser	3	0	0	0	0
Vincent Tremblay	4	0	0	0	0
Rich Sutter	5	0	0	0	0
Todd Charlesworth	10	0	0	0	8
Troy Loney	13	0	0	0	9
Roberto Romano	18	0	0	0	0
Denis Herron	38	0	0	0	21
Bench					14

GAMES

DATE	RESULT	SCORE	OPPONENT	DATE	RESULT	SCORE	OPPONENT
Oct. 4	L	3-5	St. Louis	Jan. 14	L	3-7	Boston
Oct. 8	L	1-6	NY RANGERS	Jan. 15	L	0-2	Chicago
Oct. 9	L	1-7	Philadelphia	Jan. 18	L	4-5*	WINNIPEG
Oct. 12	L	3-4*	WINNIPEG	Jan. 20	W	6-3	NY Rangers
Oct. 14	W	4-0	Washington	Jan. 21	L	2-3	WASHINGTON
Oct. 15	L	4-6	HARTFORD	Jan. 25	L	3-6	NY RANGERS
Oct. 18	L	1-3	BUFFALO	Jan. 28	L	2-5	Montreal
Oct. 22	L	1-6	BOSTON	Jan. 29	L	3-7	Buffalo
Oct. 25	L	0-1	WASHINGTON	Feb. 1	W	4-0	MINNESOTA
Oct. 27	W	4-2	Chicago	Feb. 4	L	5-6	NY Islanders
Oct. 29	L	1-3	PHILADELPHIA	Feb. 5	L	4-5	NY ISLANDERS
Oct. 30	W	5-3	New Jersey	Feb. 8	L	5-6*	BUFFALO
Nov. 2	W	6-3	Winnipeg	Feb. 9	L	3-9	Detroit
Nov. 3	T	3-3*	Calgary	Feb. 11	W	3-2	NEW JERSEY
Nov. 5	L	3-7	Edmonton	Feb. 13	L	1-6	Quebec
Nov. 8	T	4-4*	CALGARY	Feb. 16	L	3-10	Calgary
Nov. 11	L	5-6	NY ISLANDERS	Feb. 17	W	4-1	Vancouver
Nov. 12	W	4-2	NY Islanders	Feb. 19	L	3-7	Edmonton
Nov. 16	L	2-3	TORONTO	Feb. 22	L	2-9	EDMONTON
Nov. 19	T	4-4*	ST. LOUIS	Feb. 25	T	3-3*	CHICAGO
Nov. 20	L	4-5	Philadelphia	Feb. 26	L	3-4*	NY Rangers
Nov. 23	W	4-1	NEW JERSEY	Feb. 29	L	5-9	VANCOUVER
Nov. 25	L	2-5	Detroit	Mar. 1	L	1-9	Washington
Nov. 26	L	4-7	DETROIT	Mar. 3	W	4-3	LOS ANGELES
Nov. 29	L	4-6	Minnesota	Mar. 5	L	2-5	WASHINGTON
Dec. 1	L	4-6	MINNESOTA	Mar. 6	L	5-6	New Jersey
Dec. 3	L	3-6	PHILADELPHIA	Mar. 8	L	6-8	QUEBEC
Dec. 6	L	3-5	BOSTON	Mar. 11	L	4-6	NY ISLANDERS
Dec. 11	T	3-3*	MONTREAL	Mar. 13	L	3-4	Vancouver
Dec. 13	W	3-2	HARTFORD	Mar. 14	L	6-7	Los Angeles
Dec. 15	L	1-3	Montreal	Mar. 17	W	4-2	Hartford
Dec. 17	L	5-6	LOS ANGELES	Mar. 21	W	3-1	TORONTO
Dec. 18	T	3-3*	Toronto	Mar. 22	L	4-13	Philadelphia
Dec. 20	L	3-11	NY Islanders	Mar. 24	L	0-6	Washington
Dec. 21	L	1-6	NY Rangers	Mar. 25	L	3-4	WASHINGTON
Dec. 23	W	6-5*	New Jersey	Mar. 28	L	3-5	PHILADELPHIA
Dec. 26	W	7-4	NY RANGERS	Mar. 29	L	4-6	NY Rangers
Dec. 31	L	0-2	St. Louis	Apr. 1	L	1-2	NY ISLANDERS
Jan. 3	L	5-7	PHILADELPHIA				
Jan. 6	L	1-3	New Jersey				
Jan. 7	L	4-7	NEW JERSEY				
Jan. 10	L	1-7	Quebec				

* - Overtime

Home games in all CAPS

16-58-6, 6TH, PATRICK DIVISION

table of
contentsteam
information

players

2008-09
season

opponents

history

playoff
historymedia
information2009-10
schedule

1984-85

HIGHLIGHTS

- Bob Berry is named head coach on June 4.
- The Penguins draft Mario Lemieux, Doug Bodger and Roger Belanger in the first round of the 1984 Entry Draft on June 9, marking the first time the team selected more than one player in the first round. Lemieux is also the first Penguin to be drafted first overall.
- Mario Lemieux records three points (2+1) and is named MVP of the NHL All-Star Game in Calgary.
- Mario Lemieux becomes just the third rookie in NHL history to record 100 points (43+57), wins the Calder Trophy as Rookie of the Year, and is named to the All-Rookie Team.
- Mario Lemieux and Warren Young each record 40 goals, the first time two Penguins rookies reach the mark.
- Warren Young is also named to the All-Rookie Team.

TRANSACTIONS

Oct. 11, 1984 - Obtained Randy Hillier from Boston for a fourth-round choice in the 1985 Entry Draft.

Nov. 16, 1984 - Obtained Ville Siren from Hartford for Pat Boutette.

GOALTENDERS

GOALIE	W-L-T	GP	MP	GA	SO	GAA
Roberto Romano	9-17-2	31	1629	120	1	4.42
Denis Herron	10-22-3	42	2193	169	1	4.62
Michel Dion	3-6-0	10	553	43	0	4.67
Brian Ford	2-6-0	8	457	48	0	6.30
TOTALS	24-51-5	80	4832	385	2	4.78

SCORING

PLAYERS	GP	G	A	PTS	PIM
Mario Lemieux	73	43	57	100	54
Warren Young	80	40	32	72	176
Doug Shedden	80	35	32	67	30
Mike Bullard	68	32	31	63	75
John Chabot	77	9	51	60	14
Wayne Babych	65	20	34	54	35
Moe Mantha	71	11	40	51	54
Doug Bodger	65	5	26	31	67
Andy Brickley	45	7	15	22	10
Randy Hillier	45	2	19	21	56
Mitch Lamoureux	62	11	8	19	53
Gary Rissling	56	10	9	19	209
Kevin McCarthy	64	9	10	19	30
Troy Loney	46	10	8	18	59
Mark Taylor	47	7	10	17	19
Dave Hannan	30	6	7	13	43
Bruce Crowder	26	4	7	11	23
Joe McDonnell	40	2	9	11	20
Rod Buskas	69	2	7	9	191
Todd Charlesworth	67	1	8	9	31
Roger Belanger	44	3	5	8	32
Wally Weir	48	2	6	8	90
Bryan Maxwell	44	0	8	8	57
Jim McGeough	25	3	4	7	16
Greg Fox	26	2	5	7	26
Arto Javanainen	14	4	1	5	2
Ron Flockhart	12	0	5	5	4
Pat Boutette	14	1	3	4	24
Jim Hamilton	11	2	1	3	0
Steve Gatzos	6	0	2	2	2
Rick Kehoe	6	0	2	2	0
Greg Hotham	11	0	2	2	4
Bob Errey	16	0	2	2	7
Michel Dion	10	0	1	1	0
Bob Geale	1	0	0	0	2
Tom O'Regan	1	0	0	0	0
Petteri Lehto	6	0	0	0	4
Mike Rowe	6	0	0	0	7
Brian Ford	8	0	0	0	0
Marty McSorley	15	0	0	0	15
Roberto Romano	31	0	0	0	2
Denis Herron	42	0	0	0	4
Vincent Tremblay	4	0	0	0	0
Rich Sutter	5	0	0	0	0
Todd Charlesworth	10	0	0	0	8
Troy Loney	13	0	0	0	9
Roberto Romano	18	0	0	0	0
Denis Herron	38	0	0	0	21

GAMES

DATE	RESULT	SCORE	OPPONENT
Oct. 11	L	3-4	Boston
Oct. 13	L	3-4	Montreal
Oct. 17	W	4-3	VANCOUVER
Oct. 20	W	3-1	PHILADELPHIA
Oct. 21	L	2-4	Philadelphia
Oct. 24	L	2-5	NEW JERSEY
Oct. 27	W	6-5	MONTREAL
Oct. 30	W	4-3	DETROIT
Oct. 31	W	7-6	New Jersey
Nov. 3	L	5-7	NY RANGERS
Nov. 6	T	3-3*	EDMONTON
Nov. 8	L	2-6	ST. LOUIS
Nov. 10	L	4-5	NY Islanders
Nov. 14	W	4-3*	Winnipeg
Nov. 16	L	6-7	Vancouver
Nov. 17	L	3-5	Los Angeles
Nov. 21	T	3-3*	WASHINGTON
Nov. 22	L	3-9	Hartford
Nov. 24	L	3-5	NEW JERSEY
Nov. 27	T	2-2*	BUFFALO
Nov. 29	L	3-6	CHICAGO
Dec. 1	L	1-3	Philadelphia
Dec. 2	L	1-9	Washington
Dec. 5	W	7-4	ST. LOUIS
Dec. 7	W	4-3*	NY Rangers
Dec. 8	W	6-4	CALGARY
Dec. 12	W	4-3	NY ISLANDERS
Dec. 15	W	5-2	Toronto
Dec. 19	L	2-3	NEW JERSEY
Dec. 21	W	4-2	PHILADELPHIA
Dec. 22	L	2-5	NY Islanders
Dec. 26	W	6-5	NY ISLANDERS
Dec. 28	W	4-0	HARTFORD
Dec. 29	L	2-10	Quebec
Dec. 31	T	4-4*	Detroit
Jan. 2	W	2-1	Toronto
Jan. 4	L	2-7	Buffalo
Jan. 5	L	3-8	QUEBEC
Jan. 9	W	7-4	VANCOUVER
Jan. 12	W	4-3	EDMONTON
Jan. 16	L	4-5	WASHINGTON
Jan. 17	L	2-6	Washington

DATE	RESULT	SCORE	OPPONENT
Jan. 19	W	5-4	CHICAGO
Jan. 21	L	6-7	Winnipeg
Jan. 23	L	3-4	Minnesota
Jan. 25	T	6-6*	Calgary
Jan. 26	L	3-6	Edmonton
Jan. 30	L	5-6	TORONTO
Feb. 2	L	0-4	NY ISLANDERS
Feb. 7	L	3-6	New Jersey
Feb. 9	L	1-4	NY Islanders
Feb. 10	L	3-4	LOS ANGELES
Feb. 14	L	4-5	Chicago
Feb. 16	L	1-8	QUEBEC
Feb. 18	L	2-8	Philadelphia
Feb. 20	W	6-3	CALGARY
Feb. 22	L	3-8	NY RANGERS
Feb. 23	W	3-1	Minnesota
Feb. 25	L	4-5	MINNESOTA
Feb. 27	L	4-6	WINNIPEG
Mar. 2	W	5-4	NY RANGERS
Mar. 3	L	3-7	NY Rangers
Mar. 5	L	0-6	Los Angeles
Mar. 7	L	1-5	St. Louis
Mar. 9	W	6-5*	Boston
Mar. 10	L	4-11	Philadelphia
Mar. 13	L	3-7	BOSTON
Mar. 16	W	5-0	NY RANGERS
Mar. 17	L	3-4	Hartford
Mar. 19	L	3-5	PHILADELPHIA
Mar. 22	L	1-3	Buffalo
Mar. 24	L	3-7	Washington
Mar. 26	L	4-5	NY Rangers
Mar. 27	W	4-3	NEW JERSEY
Mar. 30	L	4-6	New Jersey
Mar. 31	L	2-4	MONTREAL
Apr. 2	L	3-4	NY Islanders
Apr. 3	L	2-3	DETROIT
Apr. 6	L	4-7	WASHINGTON
Apr. 7	L	3-7	Washington

* - Overtime

Home games in all CAPS

24-51-5, 6TH, PATRICK DIVISION

table of
contentsteam
information

players

2008-09
season

opponents

history

playoff
historymedia
information2009-10
schedule

1985-86

HIGHLIGHTS

- Mario Lemieux records his first career hat trick on Dec. 31 at St. Louis with four goals.
- Lemieux records a 28-game point streak from Jan. 11 through Mar. 15, recording 59 points (21+38) in that span.
- Pittsburgh ties the Russian Dynamo 3-3 on Jan. 4 before a sellout crowd.
- Lemieux records his 100th point of the season on Feb. 15, becoming the first Penguin to record back-to-back 100 point seasons.

TRANSACTIONS

Sept. 10, 1985 - Obtained Gilles Meloche from Edmonton for Tim Hrynewich and Marty McSorley.

Oct. 4, 1985 - Obtained Randy Cunneynworth and Mike Moller from Buffalo for Pat Hughes.

Mar. 11, 1986 - Obtained Ron Duguay from Detroit for Doug Shedden.

GOALTENDERS

GOALIE	W-L-T	GP	MP	GA	SO	GAA
Roberto Romano	21-20-3	46	2683	159	2	3.55
Gilles Meloche	13-15-5	34	1989	119	0	3.59
Denis Herron	0-3-0	3	180	14	0	4.67
TOTALS	34-38-8	80	4852	305	2	3.77

SCORING

PLAYERS	GP	G	A	PTS	PIM
Mario Lemieux	79	48	93	141	43
Mike Bullard	77	41	42	83	69
Moe Mantha	78	15	52	67	102
Doug Shedden	67	32	34	66	32
Terry Ruskowski	72	26	37	63	167
Ron Duguay	80	25	36	61	32
Randy Cunneynworth	75	15	30	45	74
John Chabot	77	14	31	45	6
Doug Bodger	79	4	33	37	63
Dave Hannan	75	17	18	35	91
Willy Lindstrom	71	14	17	31	30
Mike Blaisdell	66	15	14	29	36
Norm Schmidt	66	15	14	29	57
Jim Johnson	80	3	26	29	115
Craig Simpson	76	11	17	28	49
Dan Frawley	69	10	11	21	174
Bob Errey	37	11	6	17	8
Ville Siren	60	4	8	12	32
Troy Loney	47	3	9	12	95
Rod Buskas	72	2	7	9	159
Jim McGeough	17	3	2	5	8
Chris Dahlquist	5	1	2	3	2
Tom O'Regan	9	1	2	3	2
Randy Hillier	28	0	3	3	53
Ted Nolan	18	1	1	2	34
Dwight Mathieson	4	1	0	1	2
Todd Charlesworth	2	0	1	1	0
Gilles Meloche	34	0	1	1	2
Roberto Romano	46	0	1	1	4
Wayne Babych	2	0	0	0	0
Denis Herron	3	0	0	0	0
Joe McDonnell	3	0	0	0	2
Mike Rowe	3	0	0	0	4
Phil Bourque	4	0	0	0	2
Tom Roulston	5	0	0	0	2

GAMES

DATE	RESULT	SCORE	OPPONENT	DATE	RESULT	SCORE	OPPONENT
Oct. 10	L	3-5	MONTREAL	Jan. 11	T	3-3*	BUFFALO
Oct. 12	L	2-4	PHILADELPHIA	Jan. 16	W	6-3	NY ISLANDERS
Oct. 15	W	3-2	MINNESOTA	Jan. 18	W	5-2	St. Louis
Oct. 16	T	5-5*	Chicago	Jan. 19	W	3-2	MINNESOTA
Oct. 19	L	3-4	Quebec	Jan. 22	W	7-4	Edmonton
Oct. 23	W	5-4	Toronto	Jan. 24	L	3-4	Vancouver
Oct. 24	W	6-4	TORONTO	Jan. 25	L	2-5	Calgary
Oct. 26	T	4-4*	QUEBEC	Jan. 28	T	2-2*	PHILADELPHIA
Oct. 29	L	3-4	HARTFORD	Jan. 29	W	4-1	New Jersey
Oct. 30	L	3-6	Detroit	Feb. 1	L	3-4	NY Islanders
Nov. 2	T	4-4	Montreal	Feb. 2	L	2-3	Boston
Nov. 4	L	2-4	NY RANGERS	Feb. 8	W	4-0	NEW JERSEY
Nov. 6	L	1-4	WASHINGTON	Feb. 12	W	8-1	WASHINGTON
Nov. 8	L	3-5	New Jersey	Feb. 15	W	9-4	VANCOUVER
Nov. 9	W	3-1	CHICAGO	Feb. 16	T	5-5*	New Jersey
Nov. 13	W	6-3	Vancouver	Feb. 19	W	5-2	WINNIPEG
Nov. 16	L	3-4*	Los Angeles	Feb. 21	W	7-3	Detroit
Nov. 19	L	3-4	Washington	Feb. 22	L	3-5	ST. LOUIS
Nov. 20	L	1-3	WASHINGTON	Feb. 24	W	6-5*	LOS ANGELES
Nov. 22	W	8-1	WINNIPEG	Feb. 26	W	5-2	BUFFALO
Nov. 24	L	4-7	Philadelphia	Feb. 27	L	3-8	NY Rangers
Nov. 27	W	7-1	TORONTO	Mar. 1	W	5-1	HARTFORD
Nov. 30	W	5-4	NY RANGERS	Mar. 4	L	3-6	Calgary
Dec. 2	W	6-0	NY Rangers	Mar. 7	L	3-5	Edmonton
Dec. 4	W	5-2	DETROIT	Mar. 9	L	3-5	Winnipeg
Dec. 6	W	3-1	Buffalo	Mar. 11	L	3-5	Washington
Dec. 7	L	1-5	NEW JERSEY	Mar. 12	L	2-5	BOSTON
Dec. 10	L	4-7	NY Islanders	Mar. 15	T	2-2*	NY RANGERS
Dec. 11	T	4-4*	NY ISLANDERS	Mar. 17	L	3-5	WASHINGTON
Dec. 14	L	4-5	Hartford	Mar. 19	W	7-3	New Jersey
Dec. 15	W	5-2	NY Rangers	Mar. 20	L	1-5	Philadelphia
Dec. 17	W	4-3	CALGARY	Mar. 22	W	7-4	Quebec
Dec. 19	W	4-3*	Minnesota	Mar. 26	L	3-8	EDMONTON
Dec. 21	L	2-4	PHILADELPHIA	Mar. 29	L	3-4	Montreal
Dec. 22	L	2-3*	Philadelphia	Apr. 1	L	3-5	Washington
Dec. 26	W	4-3	BOSTON	Apr. 2	L	2-7	NY ISLANDERS
Dec. 28	L	2-4	NY ISLANDERS	Apr. 5	L	3-4*	PHILADELPHIA
Dec. 31	W	8-4	St. Louis	Apr. 6	W	5-4*	NY Rangers
Jan. 1	L	4-7	Chicago				
Jan. 6	W	4-3	NEW JERSEY				
Jan. 8	W	7-3	LOS ANGELES				
Jan. 9	L	0-9	NY Islanders				

* - Overtime

Home games in all CAPS

34-38-8, 5TH, PATRICK DIVISION

table of
contentsteam
information

players

2008-09
season

opponents

history

playoff
historymedia
information2009-10
schedule

1986-87

HIGHLIGHTS

- The Penguins defeat Buffalo, 5-4, in overtime on Oct. 22 to extend their record start-of-the-season winning streak to seven games.
- Mario Lemieux records 107 points (54+53), topping the century mark for the third consecutive season.

TRANSACTIONS

Nov. 12, 1986 - Obtained Dan Quinn from Calgary for Mike Bullard.

Jan. 21, 1987 - Obtained Chris Kontos from the New York Rangers for Ron Duguay.

Feb. 6, 1987 - Obtained Pat Riggin from Boston for Roberto Romano.

GOALTENDERS

GOALIE	W-L-T	GP	MP	GA	SO	GAA
Pat Riggin	8-6-3	17	988	55	0	3.34
Gilles Meloche	13-19-7	43	2343	134	0	3.43
Roberto Romano	9-11-2	25	1438	87	0	3.63
Steve Guenette	0-2-0	2	113	8	0	4.25
TOTALS	30-38-12	80	4882	290	1	3.56

SCORING

PLAYERS	GP	G	A	PTS	PIM
Mario Lemieux	63	54	53	107	57
Dan Quinn	80	31	49	80	54
Randy Cunneynworth	79	26	27	53	142
Craig Simpson	72	26	25	51	57
Terry Ruskowski	70	14	37	51	147
Doug Bodger	76	11	38	49	52
Moe Mantha	62	9	31	40	44
John Chabot	72	14	22	36	8
Bob Errey	72	16	18	34	46
Jim Johnson	80	5	25	30	116
Dan Frawley	78	14	14	28	218
Kevin LaVallee	33	8	20	28	4
Dave Hannan	58	10	15	25	56
Willy Lindstrom	60	10	13	23	6
Ville Siren	69	5	18	23	50
Warren Young	50	8	13	21	103
Ron Duguay	40	5	13	18	30
Rod Buskas	68	3	15	18	123
Chris Kontos	31	8	9	17	6
Troy Loney	23	8	7	15	22
Randy Hillier	55	4	8	12	97
Mike Bullard	14	2	10	12	17
Dwight Schofield	25	1	6	7	59
Norm Schmidt	20	1	5	6	4
Phil Bourque	22	2	3	5	32
Jim McGeough	11	1	4	5	8
Mitch Wilson	17	2	1	3	83
Lee Giffin	8	1	1	2	0
Mike Blaisdell	10	1	1	2	2
Neil Belland	3	0	1	1	0
Dwight Mathiasen	6	0	1	1	2
Chris Dahlquist	19	0	1	1	22
Pat Riggin	27	0	1	1	2
Gilles Meloche	43	0	1	1	20
Todd Charlesworth	1	0	0	0	0
Alain Lemieux	1	0	0	0	0
Steve Guenette	2	0	0	0	0
Mike Rowe	2	0	0	0	0
Carl Mokosak	3	0	0	0	4
Roberto Romano	25	0	0	0	0
Bench					16

GAMES

DATE	RESULT	SCORE	OPPONENT
Oct. 9	W	5-4	WASHINGTON
Oct. 11	W	6-5*	NY RANGERS
Oct. 12	W	4-1	Chicago
Oct. 14	W	4-3*	LOS ANGELES
Oct. 17	W	7-3	Buffalo
Oct. 18	W	8-4	NEW JERSEY
Oct. 22	W	5-4*	BUFFALO
Oct. 23	L	3-5	Philadelphia
Oct. 25	W	4-2	PHILADELPHIA
Oct. 28	L	2-5	Hartford
Oct. 29	L	6-8	NEW JERSEY
Nov. 1	T	3-3*	St. Louis
Nov. 4	T	2-2*	VANCOUVER
Nov. 8	W	4-2	Minnesota
Nov. 9	L	1-2	Detroit
Nov. 12	W	2-1	BOSTON
Nov. 14	L	4-5	New Jersey
Nov. 15	W	5-2	QUEBEC
Nov. 18	L	1-3	Winnipeg
Nov. 20	W	5-2	Calgary
Nov. 22	W	5-4	Washington
Nov. 25	L	1-5	NY Islanders
Nov. 26	L	2-3	NY ISLANDERS
Nov. 29	T	5-5*	NY RANGERS
Nov. 30	T	2-2*	NY Rangers
Dec. 5	L	2-4	EDMONTON
Dec. 6	W	5-2	MINNESOTA
Dec. 10	L	4-6	CALGARY
Dec. 12	W	8-3	TORONTO
Dec. 13	L	2-3*	Toronto
Dec. 17	L	0-3	Los Angeles
Dec. 20	L	4-6	PHILADELPHIA
Dec. 22	T	4-4*	Montreal
Dec. 23	L	3-4*	NY Islanders
Dec. 26	T	3-3*	Buffalo
Dec. 27	T	3-3*	NY ISLANDERS
Dec. 30	L	3-5	NY RANGERS
Jan. 1	L	3-4*	Washington
Jan. 3	W	6-3	MONTREAL
Jan. 7	W	5-2	WASHINGTON
Jan. 9	L	2-3	Washington
Jan. 13	T	3-3*	NY Islanders

DATE	RESULT	SCORE	OPPONENT
Jan. 14	L	3-4	WINNIPEG
Jan. 17	L	2-4	Boston
Jan. 18	L	0-1	DETROIT
Jan. 21	L	5-10	Los Angeles
Jan. 23	W	6-0	Vancouver
Jan. 24	L	2-4	Edmonton
Jan. 27	W	7-5	WASHINGTON
Jan. 29	L	3-5	Philadelphia
Feb. 1	L	6-8	HARTFORD
Feb. 5	L	5-6	Boston
Feb. 7	W	4-1	CHICAGO
Feb. 8	W	2-1*	New Jersey
Feb. 14	T	3-3*	VANCOUVER
Feb. 15	L	1-4	NY Rangers
Feb. 17	L	1-3	CALGARY
Feb. 19	T	4-4*	Philadelphia
Feb. 21	L	5-6	NEW JERSEY
Feb. 22	W	4-2	NY Rangers
Feb. 24	W	5-2	EDMONTON
Feb. 26	L	4-5	NY Islanders
Feb. 28	L	1-2	CHICAGO
Mar. 1	T	5-5*	ST. LOUIS
Mar. 3	W	8-1	Quebec
Mar. 5	L	2-7	Toronto
Mar. 7	W	7-3	Minnesota
Mar. 8	W	5-3	Winnipeg
Mar. 10	L	3-6	NY ISLANDERS
Mar. 12	W	6-3	QUEBEC
Mar. 14	L	2-3*	NY RANGERS
Mar. 18	W	5-4	ST. LOUIS
Mar. 20	L	3-4	Washington
Mar. 22	L	1-3	Philadelphia
Mar. 24	T	3-3*	PHILADELPHIA
Mar. 28	L	4-5	Hartford
Mar. 29	L	1-4	MONTREAL
Mar. 31	L	3-5	New Jersey
Apr. 2	W	6-2	NEW JERSEY
Apr. 4	W	4-3*	DETROIT

* - Overtime

Home games in all CAPS

30-38-12, 5TH, PATRICK DIVISION

table of
contentsteam
information

players

2008-09
season

opponents

history

playoff
historymedia
information2009-10
schedule

1987-88

HIGHLIGHTS

- Pierre Creamer is named head coach on June 4.
- Mario Lemieux picks up his second All-Star MVP award, after posting six points (3+3), including the game-winning goal in overtime at St. Louis.
- Lemieux sets then team records for goals (70), assists (98), points (168) and power-play goals (22).
- Lemieux wins his first Art Ross Trophy and his first Hart Trophy.
- Tony Esposito is named general manager on Apr. 14.
- Pierre Creamer is relieved of his coaching duties on June 14.

TRANSACTIONS

Nov. 24, 1987 - Obtained Paul Coffey, Dave Hunter and Wayne Van Dorp from Edmonton for Craig Simpson, Moe Mantha, Dave Hannan and Chris Joseph.

GOALTENDERS

GOALIE	W-L-T	GP	MP	GA	SO	GAA
Steve Guenette	12-7-0	19	1092	61	1	3.35
Pat Riggan	7-8-4	22	1169	76	0	3.90
Frank Pietrangelo	9-11-0	21	1207	80	1	3.98
Gilles Meloche	8-9-5	27	1394	95	0	4.09
TOTALS	36-35-9	80	4862	316	2	3.90

SCORING

PLAYERS	GP	G	A	PTS	PIM
Mario Lemieux	77	70	98	168	92
Dan Quinn	70	40	39	79	50
Randy Cunneynworth	71	35	39	74	141
Paul Coffey	46	15	52	67	93
Doug Bodger	69	14	31	45	103
Rob Brown	51	24	20	44	56
Dave Hunter	80	14	21	35	83
Charlie Simmer	50	11	17	28	24
Jock Callander	41	11	16	27	45
Craig Simpson	21	13	13	26	34
Bryan Erickson	53	7	19	26	20
Ville Siren	58	1	20	21	62
Dave McLlwin	66	11	8	19	40
Troy Loney	65	5	13	18	151
Phil Bourque	21	4	12	16	20
Dan Frawley	47	6	8	14	152
Randy Hillier	55	1	12	13	144
Jim Johnson	55	1	12	13	87
Rod Buskas	76	4	8	12	206
Steve Gotaas	36	5	6	11	45
Zarley Zalapski	15	3	8	11	7
Moe Mantha	21	2	8	10	23
Bob Errey	17	3	6	9	18
Chris Dahlquist	44	3	6	9	69
Mark Kachowski	38	5	3	8	126
Perry Ganchar	31	3	5	8	36
Wilf Paiement	23	2	6	8	39
Chris Kontos	36	1	7	8	12
Kevin Stevens	16	5	2	7	8
Dave Hannan	21	4	3	7	23
Dwight Mathiasen	23	0	6	6	14
Wayne Van Dorp	25	1	3	4	75
Chris Joseph	17	0	4	4	12
Norm Schmidt	5	1	2	3	0
Todd Charlesworth	6	2	0	2	2
Brad Aitken	5	1	1	2	0
Lee Giffin	19	0	2	2	9
Frank Pietrangelo	21	0	2	2	2
Scott Gruhl	6	1	0	1	0
Pat Mayer	1	0	0	0	4
Dave Goetz	2	0	0	0	2
Warren Young	7	0	0	0	15
Jimmy Mann	9	0	0	0	53
Steve Guenette	19	0	0	0	2
Pat Riggan	22	0	0	0	12
Gilles Meloche	27	0	0	0	0

GAMES

DATE	RESULT	SCORE	OPPONENT	DATE	RESULT	SCORE	OPPONENT
Oct. 8	T	4-4*	NY Rangers	Jan. 10	L	5-7	Detroit
Oct. 9	L	3-6	New Jersey	Jan. 12	T	5-5	NY ISLANDERS
Oct. 13	W	8-3	BUFFALO	Jan. 15	L	4-5	PHILADELPHIA
Oct. 15	T	6-6	NY RANGERS	Jan. 16	W	4-3	Toronto
Oct. 17	L	2-3	Montreal	Jan. 19	W	6-4	NY Islanders
Oct. 18	L	2-3	Philadelphia	Jan. 20	W	8-3	Chicago
Oct. 21	L	4-5	NEW JERSEY	Jan. 23	W	4-3*	Montreal
Oct. 23	L	2-5	Detroit	Jan. 25	L	4-6	EDMONTON
Oct. 24	W	5-3	BUFFALO	Jan. 27	L	1-4	WINNIPEG
Oct. 27	T	4-4*	LOS ANGELES	Jan. 28	L	3-6	New Jersey
Oct. 29	L	0-4	TORONTO	Jan. 30	W	4-2	CHICAGO
Oct. 31	W	5-4*	Quebec	Feb. 2	W	3-2*	WASHINGTON
Nov. 3	W	5-1	PHILADELPHIA	Feb. 4	W	1-0	MINNESOTA
Nov. 5	W	4-2	NY Islanders	Feb. 6	W	5-4	HARTFORD
Nov. 7	L	1-4	Boston	Feb. 7	L	3-6	NY Rangers
Nov. 11	W	3-2	WASHINGTON	Feb. 13	W	7-5	Los Angeles
Nov. 12	L	2-5	Philadelphia	Feb. 17	L	0-5	Vancouver
Nov. 14	W	3-2*	NY RANGERS	Feb. 19	L	3-7	Edmonton
Nov. 17	L	4-6	Vancouver	Feb. 21	L	4-5	ST. LOUIS
Nov. 20	L	1-4	Edmonton	Feb. 23	L	3-4*	WINNIPEG
Nov. 21	T	4-4*	Calgary	Feb. 25	L	1-2	NY Rangers
Nov. 25	W	6-4	QUEBEC	Feb. 28	L	5-7	Chicago
Nov. 27	W	4-2	Washington	Mar. 1	W	8-3	MINNESOTA
Nov. 28	T	5-5*	WASHINGTON	Mar. 5	W	8-3	NY ISLANDERS
Dec. 2	L	1-7	NY ISLANDERS	Mar. 7	W	5-4	Calgary
Dec. 5	W	6-3	VANCOUVER	Mar. 10	L	4-6	St. Louis
Dec. 9	W	5-2	CALGARY	Mar. 12	L	3-6	Minnesota
Dec. 11	W	6-4	NY ISLANDERS	Mar. 13	W	5-4	Winnipeg
Dec. 12	L	2-5	St. Louis	Mar. 16	W	5-2	TORONTO
Dec. 15	L	2-5	PHILADELPHIA	Mar. 19	W	7-0	PHILADELPHIA
Dec. 17	W	7-4	New Jersey	Mar. 20	L	2-4	Philadelphia
Dec. 19	W	4-3	NY RANGERS	Mar. 23	W	7-1	WASHINGTON
Dec. 20	W	8-4	NY Rangers	Mar. 25	W	5-2	MONTREAL
Dec. 23	L	2-6	NEW JERSEY	Mar. 27	W	6-3	Quebec
Dec. 26	W	6-3	DETROIT	Mar. 29	L	0-4	New Jersey
Dec. 27	T	3-3*	Buffalo	Mar. 31	L	2-7	NEW JERSEY
Dec. 29	T	4-4*	BOSTON	Apr. 2	W	7-6	Washington
Jan. 1	L	3-5	Washington	Apr. 3	W	4-2	HARTFORD
Jan. 2	L	2-3	NY Islanders				
Jan. 5	T	4-4	LOS ANGELES				
Jan. 7	L	2-3	BOSTON				
Jan. 9	L	4-5*	Hartford				

* - Overtime

Home games in all CAPS

36-35-9, 6TH, PATRICK DIVISION

table of
contentsteam
information

players

2008-09
season

opponents

history

playoff
historymedia
information2009-10
schedule

1988-89

HIGHLIGHTS

- Gene Ubriaco is hired as head coach on June 28.
- Mario Lemieux records a club record five goals five different ways on Dec. 31vs. New Jersey, scoring one goal each at even strength, on the power play, shorthanded, on a penalty shot and into an empty net.
- Lemieux betters his records for goals (85), assists (114), points (199), power-play goals (31), shorthanded goals (13) and hat tricks (9).
- Pittsburgh sets an NHL record with 119 power-play goals.
- The Penguins return to the postseason for the first time in seven season, sweeping the Rangers and falling to Philadelphia in seven games.
- Lemieux ties NHL playoff records for goals (5) and points (8) in a game in a 10-7 Pittsburgh Game 1 win against Philadelphia.
- Lemieux captures his second Art Ross Trophy.

TRANSACTIONS

Sept. 1, 1988 - Obtained Wendell Young and a seventh-round choice in the 1990 Entry Draft from Philadelphia for a third-round choice in the 1990 Entry Draft.

Nov. 12, 1988 - Obtained Tom Barrasso and a third-round choice in the 1990 Entry Draft from Buffalo for Doug Bodger and Darrin Shannon.

GOALTENDERS

GOALIE	W-L-T	GP	MP	GA	SO	GAA
Frank Pietrangelo	5-3-0	15	669	45	0	4.04
Tom Barrasso	18-15-7	44	2406	162	0	4.04
Steve Guenette	5-6-0	11	574	41	0	4.29
Wendell Young	12-9-0	22	1150	92	0	4.80
Rick Tabaracci	0-0-0	1	33	4	0	7.27
TOTALS	40-33-7	80	4844	349	0	4.32

SCORING

PLAYERS	GP	G	A	PTS	PIM
Mario Lemieux	76	85	114	199	100
Rob Brown	68	49	66	115	118
Paul Coffey	75	30	83	113	193
Dan Quinn	79	34	60	94	102
Bob Errey	76	26	32	58	124
John Cullen	79	12	37	49	112
Zarley Zalapski	58	12	33	45	57
Randy Cunneynworth	70	25	19	44	156
Phil Bourque	80	17	26	43	97
Dave Hannan	72	10	20	30	157
Randy Hillier	68	1	23	24	141
Troy Loney	69	10	6	16	165
Jim Johnson	76	2	14	16	163
Kevin Stevens	24	12	3	15	19
Jock Callander	30	6	5	11	20
Tom Barrasso	54	0	8	8	70
Dan Frawley	46	3	4	7	66
Steve Dykstra	65	1	6	7	126
Chris Dahlquist	43	1	5	6	42
Rod Buskas	52	1	5	6	105
Doug Bodger	10	1	4	5	7
Jay Caufield	58	1	4	5	285
Gord Dineen	40	1	3	4	44
Scott Bjugstad	24	3	0	3	4
Dave McLlwain	24	1	2	3	4
Mark Kachowski	12	1	1	2	43
Mark Recchi	15	1	1	2	0
Wendell Young	22	0	2	2	4
Ville Siren	12	1	0	1	14
Steve Guenette	11	0	1	1	0
Rick Tabaracci	1	0	0	0	2
Perry Ganchar	3	0	0	0	0
Frank Pietrangelo	15	0	0	0	2
Richard Zemlak	34	0	0	0	148
Bench					16

GAMES

DATE	RESULT	SCORE	OPPONENT
Oct. 7	W	6-4	Washington
Oct. 11	W	8-7	WASHINGTON
Oct. 12	L	5-8	Buffalo
Oct. 15	W	9-2	ST. LOUIS
Oct. 16	W	4-2	PHILADELPHIA
Oct. 21	L	4-6	New Jersey
Oct. 22	W	7-4	CHICAGO
Oct. 25	W	6-1	CALGARY
Oct. 27	L	3-4	St. Louis
Oct. 29	W	5-4	Montreal
Oct. 30	L	2-9	NY Rangers
Nov. 1	W	5-3	VANCOUVER
Nov. 3	L	2-6	QUEBEC
Nov. 6	L	4-5	Philadelphia
Nov. 8	L	3-7	EDMONTON
Nov. 10	W	5-1	TORONTO
Nov. 12	L	2-7	Los Angeles
Nov. 13	W	4-2	Vancouver
Nov. 16	L	5-8	Toronto
Nov. 19	L	3-6	NY Islanders
Nov. 23	W	8-2	NY RANGERS
Nov. 25	W	5-3	Washington
Nov. 26	W	4-3	PHILADELPHIA
Nov. 30	W	6-4	WASHINGTON
Dec. 3	W	4-2	NY ISLANDERS
Dec. 4	T	3-3*	Boston
Dec. 6	W	7-6	CHICAGO
Dec. 8	L	3-4	Philadelphia
Dec. 10	T	4-4	NEW JERSEY
Dec. 14	W	5-4	LOS ANGELES
Dec. 15	W	8-2	NY Islanders
Dec. 17	W	3-2	DETROIT
Dec. 20	W	5-3	NY ISLANDERS
Dec. 21	W	6-1	Toronto
Dec. 23	T	2-2*	New Jersey
Dec. 26	W	4-3*	Hartford
Dec. 29	L	2-3	PHILADELPHIA
Dec. 31	W	8-6	NEW JERSEY
Jan. 2	L	0-8	Washington
Jan. 7	L	5-7	VANCOUVER
Jan. 10	W	5-3	NY ISLANDERS
Jan. 12	W	9-2	Minnesota

DATE	RESULT	SCORE	OPPONENT
Jan. 14	T	4-4*	NY RANGERS
Jan. 15	L	4-6	NY Rangers
Jan. 17	L	2-5	NY Islanders
Jan. 20	L	3-7	Winnipeg
Jan. 21	W	7-4	Edmonton
Jan. 25	W	5-4	WINNIPEG
Jan. 28	W	10-5	DETROIT
Jan. 31	L	1-5	MONTREAL
Feb. 2	W	5-3	Philadelphia
Feb. 3	T	3-3*	ST. LOUIS
Feb. 5	W	5-2	Boston
Feb. 9	W	5-2	QUEBEC
Feb. 11	L	1-8	Quebec
Feb. 12	L	2-4	CALGARY
Feb. 14	W	7-3	BUFFALO
Feb. 17	L	1-5	Buffalo
Feb. 18	L	3-5	NY RANGERS
Feb. 21	L	1-2	MINNESOTA
Feb. 23	T	6-6*	Detroit
Feb. 25	T	5-5*	NY Islanders
Feb. 26	L	6-8	Hartford
Mar. 1	W	4-1	NEW JERSEY
Mar. 3	L	2-4	Washington
Mar. 5	L	2-4	EDMONTON
Mar. 7	L	2-3*	Los Angeles
Mar. 9	L	3-10	Calgary
Mar. 10	W	5-1	Winnipeg
Mar. 12	W	6-5	Chicago
Mar. 14	L	2-8	BOSTON
Mar. 16	W	2-1	New Jersey
Mar. 18	L	2-7	MONTREAL
Mar. 20	L	2-7	Minnesota
Mar. 22	L	4-5	WASHINGTON
Mar. 25	W	5-4	NEW JERSEY
Mar. 26	W	6-4	NY Rangers
Mar. 30	L	5-9	HARTFORD
Apr. 1	W	5-2	NY RANGERS
Apr. 2	W	6-5*	Philadelphia

* - Overtime

Home games in all CAPS

40-33-7, 2ND, PATRICK DIVISION

table of
contentsteam
information

players

2008-09
season

opponents

history

playoff
historymedia
information2009-10
schedule

1989-90

HIGHLIGHTS

- Craig Patrick is named general manager and head coach on Dec. 5, replacing Tony Esposito and Gene Ubriaco.
- Pittsburgh hosts the All-Star Game on Jan. 21 for the first time. Mario Lemieux scores four goals and wins his third All-Star MVP award.
- Mario Lemieux records a 46-game point streak (39+64), the second-longest in league history from Oct. 3 through Feb. 11. The streak is broken when he leaves a game against the Rangers on Feb. 14 with a back injury.

TRANSACTIONS

June 17, 1989 - Obtained Randy Gilhen, Andrew McBain and Jim Kyte from Winnipeg for Randy Cunneyworth, Rick Tabaracci and Dave McLlwain.

Jan. 8, 1990 - Obtained Rod Buskas, Tony Tanti and Barry Pederson from Vancouver for Dan Quinn, Andrew McBain and Dave Capuano.

GOALTENDERS

GOALIE	W-L-T	GP	MP	GA	SO	GAA
Wendell Young	16-20-3	43	2318	161	1	4.17
Frank Pietrangelo	8-6-2	21	1066	77	0	4.33
Tom Barrasso	7-12-3	24	1294	101	0	4.68
Alain Chevrier	1-2-0	3	166	14	0	5.06
TOTALS	32-40-8	80	4856	359	1	4.44

SCORING

PLAYERS	GP	G	A	PTS	PIM
Mario Lemieux	59	45	78	123	78
Paul Coffey	80	29	74	103	95
John Cullen	72	32	60	92	138
Rob Brown	80	33	47	80	102
Kevin Stevens	76	29	41	70	171
Mark Recchi	74	30	37	67	44
Tony Tanti	78	28	36	64	72
Phil Bourque	76	22	17	39	108
Bob Errey	78	20	19	39	109
Zarley Zalapski	51	6	25	31	37
Barry Pederson	54	6	25	31	39
Dan Quinn	41	9	20	29	22
Troy Loney	67	11	16	27	168
Randy Gilhen	61	5	11	16	54
Jim Johnson	75	3	13	16	154
Randy Hillier	61	3	12	15	71
Andrew McBain	41	5	9	14	51
Chris Dahlquist	62	4	10	14	56
Jock Callander	30	4	7	11	49
Gilbert Delorme	54	3	7	10	44
Doug Smith	40	4	5	9	97
Gord Dineen	69	1	8	9	125
Richard Zemlak	19	1	5	6	43
Jim Kyte	56	3	1	4	125
Wendell Young	43	0	4	4	8
Jay Caufield	37	1	2	3	123
Jamie Leach	10	0	3	3	0
Rod Buskas	23	0	3	3	49
Alain Chevrier	42	0	3	3	8
Mark Kachowski	14	0	1	1	40
Dave Capuano	6	0	0	0	2
Frank Pietrangelo	21	0	0	0	2
Tom Barrasso	24	0	0	0	8
Bench					14

GAMES

DATE	RESULT	SCORE	OPPONENT	DATE	RESULT	SCORE	OPPONENT
Oct. 5	L	4-5	Boston	Jan. 10	L	3-6	New Jersey
Oct. 7	T	4-4*	New Jersey	Jan. 12	W	6-4	Washington
Oct. 10	W	5-1	WINNIPEG	Jan. 16	W	4-3	PHILADELPHIA
Oct. 14	W	2-1*	MONTREAL	Jan. 18	T	3-3*	NY RANGERS
Oct. 15	L	2-4	NY Rangers	Jan. 23	L	2-4	NEW JERSEY
Oct. 17	W	7-5	TORONTO	Jan. 25	W	5-3	Detroit
Oct. 18	L	3-9	ST. LOUIS	Jan. 27	L	3-9	NY Islanders
Oct. 21	L	2-4	BUFFALO	Jan. 28	L	2-7	Buffalo
Oct. 25	L	6-8	TORONTO	Jan. 30	L	3-6	PHILADELPHIA
Oct. 26	T	3-3*	Detroit	Feb. 2	W	6-3	EDMONTON
Oct. 28	L	1-5	Montreal	Feb. 3	L	4-8	Toronto
Oct. 31	L	4-8	LOS ANGELES	Feb. 6	L	7-8*	NY ISLANDERS
Nov. 2	W	5-2	NY ISLANDERS	Feb. 8	W	7-5	WASHINGTON
Nov. 4	W	3-1	Edmonton	Feb. 10	W	7-6	LOS ANGELES
Nov. 5	L	3-5	Vancouver	Feb. 11	W	4-1	Philadelphia
Nov. 9	L	3-4	Chicago	Feb. 14	W	4-3*	NY Rangers
Nov. 11	L	3-8	St. Louis	Feb. 16	T	3-3*	Winnipeg
Nov. 14	W	6-0	NY RANGERS	Feb. 18	L	4-6	Chicago
Nov. 16	W	8-2	QUEBEC	Feb. 20	W	6-4	PHILADELPHIA
Nov. 18	W	5-3	NY ISLANDERS	Feb. 22	W	4-3*	NY ISLANDERS
Nov. 22	L	3-6	NEW JERSEY	Feb. 24	L	1-11	Montreal
Nov. 24	W	7-4	Washington	Feb. 26	L	2-3	Quebec
Nov. 25	L	1-4	WASHINGTON	Feb. 28	W	2-1	NEW JERSEY
Nov. 28	L	3-6	PHILADELPHIA	Mar. 2	L	5-6	New Jersey
Nov. 30	L	1-4	Philadelphia	Mar. 4	W	8-6	MINNESOTA
Dec. 2	W	7-4	Quebec	Mar. 6	L	3-4*	Edmonton
Dec. 6	W	5-3	WASHINGTON	Mar. 7	L	3-6	Calgary
Dec. 8	W	3-2	New Jersey	Mar. 10	L	2-8	Los Angeles
Dec. 9	L	4-6	CHICAGO	Mar. 11	L	3-5	Vancouver
Dec. 12	W	7-5	BOSTON	Mar. 15	W	6-1	DETROIT
Dec. 14	T	4-4*	Minnesota	Mar. 17	L	2-6	MINNESOTA
Dec. 16	L	3-4	Calgary	Mar. 18	T	2-2*	NY Islanders
Dec. 19	L	4-8	HARTFORD	Mar. 22	L	3-5	Philadelphia
Dec. 21	W	5-2	WASHINGTON	Mar. 24	T	3-3*	CALGARY
Dec. 23	L	6-8	NY Islanders	Mar. 25	L	2-4	Hartford
Dec. 26	L	3-6	Washington	Mar. 27	T	3-3*	HARTFORD
Dec. 27	W	7-4	NY RANGERS	Mar. 29	L	4-5	St. Louis
Dec. 31	W	5-4	NY Rangers	Mar. 31	L	2-3*	BUFFALO
Jan. 2	L	2-5	BOSTON				
Jan. 4	W	4-3	VANCOUVER				
Jan. 6	W	5-3	WINNIPEG				
Jan. 8	W	7-5	NY Rangers				

* - Overtime

Home games in all CAPS

32-40-8, 5TH, PATRICK DIVISION

table of
contentsteam
information

players

2008-09
season

opponents

history

playoff
historymedia
information2009-10
schedule

1990-91

HIGHLIGHTS

- "Badger" Bob Johnson is named Penguins head coach on June 12.
- The Penguins win their first division title, capturing the Patrick Division crown with a 7-4 win at Detroit on Mar. 27.
- The Penguins down Washington (4-1), Boston (4-2) and Minnesota (4-2) to Capture their first Stanley Cup.
- Mario Lemieux wins the Conn Smythe Trophy as playoff MVP.
- Jaromir Jagr is named to the NHL All-Rookie Team.

TRANSACTIONS

June 16, 1990 - Obtained Joe Mullen from Calgary for a second-round choice in the 1990 Entry Draft.

Dec. 11, 1990 - Obtained Larry Murphy and Peter Taglianetti from Minnesota for Jim Johnson and Chris Dahlquist.

Dec. 13, 1990 - Obtained Jiri Hrdina from Calgary for Jim Kyte.

Mar. 4, 1991 - Obtained Ron Francis, Ulf Samuelsson and Grant Jennings from Hartford for John Cullen, Zarley Zalapski and Jeff Parker.

GOALTENDERS

GOALIE	W-L-T	GP	MP	GA	SO	GAA
Tom Barrasso	27-16-3	48	2754	165	1	3.59
Frank Pietrangelo	10-11-1	25	1311	86	0	3.94
Wendell Young	4-6-2	18	773	52	0	4.04
TOTALS	41-33-6	80	4843	305	1	3.78

SCORING

PLAYERS	GP	G	A	PTS	PIM
Mark Recchi	78	40	73	113	48
John Cullen	65	31	63	94	83
Paul Coffey	76	24	69	93	128
Ron Francis	81	23	64	87	72
Kevin Stevens	80	40	46	86	133
Jaromir Jagr	80	27	30	57	42
Zarley Zalapski	66	12	36	48	59
Mario Lemieux	26	19	26	45	30
Larry Murphy	75	9	34	43	68
Bob Errey	79	20	22	42	115
Scott Young	77	17	25	42	41
Joe Mullen	47	17	22	39	6
Phil Bourque	78	20	14	34	106
Bryan Trottier	52	9	19	28	24
Ulf Samuelsson	76	4	22	26	211
Randy Gilhen	72	15	10	25	51
Jiri Hrdina	51	6	17	23	17
Paul Stanton	75	5	18	23	40
Tony Tanti	46	6	12	18	44
Troy Loney	44	7	9	16	85
Rob Brown	25	6	10	16	31
Gord Roberts	64	3	13	16	78
Barry Pederson	46	6	8	14	21
Peter Taglianetti	55	3	9	12	107
Grant Jennings	57	2	7	9	108
Jim Johnson	24	0	5	5	23
Tom Barrasso	48	0	5	5	40
Randy Hillier	31	2	2	4	32
Chris Dahlquist	22	1	2	3	30
Jaime Leach	7	2	0	2	0
Jay Caufield	23	1	1	2	71
Jeff Daniels	11	0	2	2	2
Ken Priestlay	2	0	1	1	0
Wendell Young	18	0	1	1	0
Frank Pietrangelo	25	0	1	1	24
Jim Kyte	1	0	0	0	2
Jim Paek	3	0	0	0	9
Gord Dineen	9	0	0	0	6
Bench					8

GAMES

DATE	RESULT	SCORE	OPPONENT	DATE	RESULT	SCORE	OPPONENT
Oct. 5	W	7-4	Washington	Jan. 3	L	5-7	NY RANGERS
Oct. 7	W	7-4	NEW JERSEY	Jan. 5	W	5-2	NEW JERSEY
Oct. 9	L	3-4	St. Louis	Jan. 6	L	3-6	Montreal
Oct. 11	L	1-4	Chicago	Jan. 8	W	6-1	EDMONTON
Oct. 13	W	6-4	NY Islanders	Jan. 10	W	5-1	CALGARY
Oct. 16	L	1-5	PHILADELPHIA	Jan. 15	L	4-5	Philadelphia
Oct. 19	T	4-4*	Buffalo	Jan. 17	W	6-5*	Toronto
Oct. 20	L	3-4	NY RANGERS	Jan. 22	W	5-3	NEW JERSEY
Oct. 23	L	4-5	MONTREAL	Jan. 26	W	6-5	Quebec
Oct. 25	W	6-3	QUEBEC	Jan. 29	W	3-2*	WASHINGTON
Oct. 27	L	5-7	New Jersey	Jan. 31	L	2-4	Philadelphia
Oct. 28	W	8-3	NY ISLANDERS	Feb. 2	W	6-2	BOSTON
Oct. 30	W	6-2	Philadelphia	Feb. 3	L	3-6	Boston
Nov. 3	W	3-1	NY RANGERS	Feb. 8	L	2-6	Winnipeg
Nov. 6	W	6-5	CALGARY	Feb. 11	L	5-7	Edmonton
Nov. 8	L	2-3	ST. LOUIS	Feb. 14	W	5-2	NY ISLANDERS
Nov. 10	T	3-3*	Boston	Feb. 16	L	3-4	NY Islanders
Nov. 13	W	4-1	Minnesota	Feb. 19	W	6-3	BUFFALO
Nov. 14	W	6-4	Winnipeg	Feb. 21	W	11-4	TORONTO
Nov. 17	L	1-2*	Los Angeles	Feb. 22	L	2-5	New Jersey
Nov. 21	L	4-5	PHILADELPHIA	Feb. 24	T	5-5*	Washington
Nov. 23	L	3-7	Washington	Feb. 26	L	2-8	Los Angeles
Nov. 24	W	3-2*	WASHINGTON	Feb. 27	L	3-4	Vancouver
Nov. 27	L	3-7	EDMONTON	Mar. 1	L	2-6	Calgary
Nov. 29	L	4-6	HARTFORD	Mar. 5	W	4-1	VANCOUVER
Dec. 1	L	3-6	Minnesota	Mar. 7	W	3-2	LOS ANGELES
Dec. 3	W	9-4	NY Rangers	Mar. 9	W	5-2	Hartford
Dec. 5	L	1-3	WASHINGTON	Mar. 10	W	4-3	NY Islanders
Dec. 7	T	2-2*	VANCOUVER	Mar. 12	T	4-4*	MONTREAL
Dec. 8	L	1-3	Hartford	Mar. 16	W	6-3	QUEBEC
Dec. 11	L	1-4	CHICAGO	Mar. 17	W	4-2	NY Rangers
Dec. 13	W	9-5	NEW JERSEY	Mar. 19	L	4-5	New Jersey
Dec. 14	W	4-3	Buffalo	Mar. 21	W	5-4*	NY RANGERS
Dec. 16	W	4-1	DETROIT	Mar. 23	L	5-7	CHICAGO
Dec. 18	W	9-2	WINNIPEG	Mar. 26	W	3-1	Philadelphia
Dec. 20	W	4-3	MINNESOTA	Mar. 27	W	7-4	Detroit
Dec. 22	W	4-3	NY Islanders	Mar. 30	T	4-4*	PHILADELPHIA
Dec. 23	L	3-4*	NY ISLANDERS	Mar. 31	L	3-6	NY Rangers
Dec. 26	W	7-3	Washington				
Dec. 28	W	5-0	DETROIT				
Dec. 29	L	3-6	Toronto				
Dec. 31	W	4-3	ST. LOUIS				

* - Overtime

Home games in all CAPS

41-33-6, 1ST, PATRICK DIVISION, STANLEY CUP CHAMPIONS

table of
contentsteam
information

players

2008-09
season

opponents

history

playoff
historymedia
information2009-10
schedule

1991-92

HIGHLIGHTS

- Scott Bowman is named interim coach on Oct. 1.
- The Penguins honor the late Bob Johnson in a candlelight ceremony on Nov. 27 vs. New Jersey.
- Joe Mullen scores four goals in back-to-back games on Dec. 23 vs. the NY Islanders and Dec. 26 vs. Toronto. He is the first Penguin to do so.
- Kevin Stevens sets an NHL record for points in a season by an American-born player and most points by a left wing with 123 (54+69).
- The Penguins defeat Washington (4-3), the New York Rangers (4-2), Boston (4-0) and Chicago (4-0) to win their second straight Stanley Cup.

TRANSACTIONS

Feb. 19, 1992 - Obtained Jeff Chychrun, Brian Benning and a first-round choice in the 1992 Entry Draft from Los Angeles for Paul Coffey.

Feb. 19, 1992 - Obtained Rick Tocchet, Kjell Samuelsson, Ken Wregget and a conditional draft pick from Philadelphia for Mark Recchi, Brian Benning and Los Angeles' first-round choice in the 1992 Entry Draft.

GOALTENDERS

GOALIE	W-L-T	GP	MP	GA	SO	GAA
Tom Barrasso	25-22-9	57	3329	196	1	3.53
Wendell Young	7-6-0	18	838	53	0	3.79
Ken Wregget	5-3-0	9	448	31	0	4.15
Frank Pietrangelo	2-1-0	5	225	20	0	5.33
TOTALS	39-32-9	80	4854	308	1	3.81

SCORING

PLAYERS	GP	G	A	PTS	PIM
Mario Lemieux	64	44	87	131	94
Kevin Stevens	80	54	69	123	252
Joe Mullen	77	42	45	87	30
Larry Murphy	77	21	56	77	50
Mark Recchi	58	33	37	70	78
Jaromir Jagr	70	32	37	69	34
Paul Coffey	54	10	54	64	62
Rick Tocchet	61	27	32	59	151
Ron Francis	70	21	33	54	30
Bob Errey	78	19	16	35	119
Bryan Trottier	63	11	18	29	54
Phil Bourque	58	10	16	26	58
Troy Loney	76	10	16	26	127
Gord Roberts	73	2	22	24	87
Kjell Samuelsson	74	5	11	16	110
Jiri Hrdina	56	3	13	16	16
Ulf Samuelsson	62	1	14	15	206
Ken Priestley	50	2	8	10	4
Paul Stanton	54	2	8	10	62
Jamie Leach	38	5	4	9	8
Grant Jennings	53	4	5	9	104
Jim Paek	50	1	7	8	36
Peter Taglianetti	44	1	3	4	57
Shawn McEachern	15	0	4	4	0
Jeff Chychrun	43	0	4	4	111
Tom Barrasso	57	0	4	4	30
Ken Wregget	32	0	2	2	2
Gord Dineen	1	0	0	0	0
Glen Mulvenna	1	0	0	0	2
Todd Nelson	1	0	0	0	0
Jeff Daniels	2	0	0	0	0
Frank Pietrangelo	5	0	0	0	0
Wendell Young	18	0	0	0	0
Jay Caufield	52	0	0	0	175
Bench					12

GAMES

DATE	RESULT	SCORE	OPPONENT	DATE	RESULT	SCORE	OPPONENT
Oct. 4	W	5-4	Buffalo	Jan. 10	L	5-7	Calgary
Oct. 6	T	2-2*	PHILADELPHIA	Jan. 12	W	4-3	Vancouver
Oct. 10	W	6-3	Philadelphia	Jan. 16	T	3-3*	Detroit
Oct. 12	L	1-4	New Jersey	Jan. 23	L	4-5*	BUFFALO
Oct. 15	W	7-6*	NY Islanders	Jan. 25	W	5-3	NY Islanders
Oct. 17	W	8-5	NY ISLANDERS	Jan. 26	L	4-6	Washington
Oct. 19	L	4-5	NY RANGERS	Jan. 28	L	0-4	WINNIPEG
Oct. 22	T	4-4*	CHICAGO	Jan. 30	L	5-8	NY ISLANDERS
Oct. 24	L	2-4	NEW JERSEY	Feb. 1	W	4-1	ST. LOUIS
Oct. 26	L	1-4	Montreal	Feb. 3	T	4-4*	DETROIT
Oct. 29	L	0-8	WASHINGTON	Feb. 5	L	3-4	NY Rangers
Oct. 31	W	8-1	MINNESOTA	Feb. 8	L	3-4	LOS ANGELES
Nov. 2	L	5-6	HARTFORD	Feb. 9	L	3-6	Boston
Nov. 5	T	5-5*	BOSTON	Feb. 15	L	2-5	Minnesota
Nov. 8	W	3-1	Winnipeg	Feb. 16	T	3-3*	Philadelphia
Nov. 9	W	3-2	Minnesota	Feb. 18	W	7-1	TORONTO
Nov. 11	L	1-3	NY Rangers	Feb. 20	T	4-4	QUEBEC
Nov. 13	W	5-4*	EDMONTON	Feb. 22	L	1-2	Montreal
Nov. 15	L	2-6	Washington	Feb. 25	L	3-5	Washington
Nov. 18	W	7-3	Quebec	Feb. 27	L	4-8	HARTFORD
Nov. 20	W	5-2	PHILADELPHIA	Feb. 29	W	5-2	BUFFALO
Nov. 23	T	2-2*	NY ISLANDERS	Mar. 3	W	6-3	Calgary
Nov. 27	W	8-4	NEW JERSEY	Mar. 6	W	7-3	San Jose
Nov. 29	W	9-3	Philadelphia	Mar. 7	L	3-5	Los Angeles
Nov. 30	W	5-1	PHILADELPHIA	Mar. 10	W	5-2	CALGARY
Dec. 3	L	3-5	Edmonton	Mar. 12	W	6-4	NY ISLANDERS
Dec. 5	W	8-0	San Jose	Mar. 14	L	3-6	Toronto
Dec. 7	L	1-6	St. Louis	Mar. 15	W	4-3	Chicago
Dec. 10	W	5-3	NY RANGERS	Mar. 17	W	6-5	EDMONTON
Dec. 13	W	4-3	New Jersey	Mar. 19	W	6-3	QUEBEC
Dec. 14	L	2-7	WASHINGTON	Mar. 22	T	2-2*	Hartford
Dec. 17	W	10-2	SAN JOSE	Mar. 24	L	3-4	Detroit
Dec. 19	W	6-4	Boston	Mar. 26	W	7-3	VANCOUVER
Dec. 21	L	5-7	NY RANGERS	Mar. 28	W	6-3	MONTREAL
Dec. 23	W	6-3	NY Islanders	Mar. 31	W	6-5	PHILADELPHIA
Dec. 26	W	12-1	TORONTO	Apr. 13	L	1-5	New Jersey
Dec. 28	W	6-2	Washington	Apr. 15	W	4-1	WASHINGTON
Dec. 29	W	6-3	NY Rangers	Apr. 16	L	1-7	NY Rangers
Dec. 31	L	4-7	NEW JERSEY				
Jan. 2	L	0-4	New Jersey				
Jan. 4	W	3-2	WINNIPEG				
Jan. 7	L	2-5	LOS ANGELES				

* - Overtime

Home games in all CAPS

39-32-9, 3RD, PATRICK DIVISION, STANLEY CUP CHAMPIONS

table of
contentsteam
information

players

2008-09
season

opponents

history

playoff
historymedia
information2009-10
schedule

1992-93

HIGHLIGHTS

- Pittsburgh starts the regular season with a 10-game unbeaten streak (8-0-2) from Oct. 6-27.
- Mario Lemieux records a goal in 12 consecutive games from Oct. 6 through Nov. 1 (18 goals in all) to set a team record.
- Larry Murphy becomes the ninth defenseman in league history to record 800 points on Jan. 26 vs. Washington.
- The Penguins set a new team record with 24 road victories on Mar. 14.
- Mario Lemieux becomes the second player in team history to record back-to-back four goal games on Mar. 18 vs. Washington and Mar. 20 vs. Philadelphia.
- Tom Barrasso sets a team record with 14 consecutive wins from Mar. 9 through Apr. 9.
- The Penguins clinch the President's Trophy with a 5-3 win at Quebec on Apr. 3.
- The Penguins set a league record for longest winning streak, recording 17 consecutive victories from Mar. 9 through Apr. 9 breaking the NY Islanders record of 15 set in 1981-82.

TRANSACTIONS

Mar. 22, 1993 - Obtained Peter Taglianetti from Tampa Bay for a third-round choice in the 1993 Entry Draft.

Mar. 22, 1993 - Obtained Mike Ramsey from Buffalo for Bob Errey.

GOALTENDERS

GOALIE	W-L-T	GP	MP	GA	SO	GAA
Tom Barrasso	43-14-5	63	3702	186	4	3.01
Ken Wregget	13-7-2	25	1368	78	0	3.42
TOTALS	56-21-7	84	5083	268	5	3.16

SCORING

PLAYERS	GP	G	A	PTS	PIM
Mario Lemieux	60	69	91	160	38
Kevin Stevens	72	55	56	111	177
Rick Tocchet	80	48	61	109	252
Ron Francis	84	24	76	100	68
Jaromir Jagr	81	34	60	94	61
Larry Murphy	83	22	63	85	73
Joe Mullen	72	33	37	70	14
Shawn McEachern	84	28	33	61	46
Ulf Samuelsson	77	3	26	29	249
Dave Tippett	74	6	19	25	56
Troy Loney	82	5	16	21	99
Jim Paek	77	3	15	18	64
Paul Stanton	77	4	12	16	97
Martin Straka	42	3	13	16	29
Bob Errey	54	8	6	14	76
Peter Taglianetti	72	2	12	14	184
Mike Needham	56	8	5	13	14
Mike Stapleton	78	4	9	13	10
Mike Ramsey	45	3	10	13	28
Jeff Daniels	58	5	4	9	14
Kjell Samuelsson	63	3	6	9	106
Tom Barrasso	63	0	8	8	24
Grant Jennings	58	0	5	5	65
Bryan Fogarty	12	0	4	4	4
Peter Ahola	22	0	1	1	14
Ken Wregget	25	0	1	1	6
Jamie Leach	5	0	0	0	2
Jeff Chychrun	1	0	0	0	2
Jay Caufield	26	0	0	0	60
Bench					14

GAMES

DATE	RESULT	SCORE	OPPONENT	DATE	RESULT	SCORE	OPPONENT
Oct. 6	T	3-3*	PHILADELPHIA	Jan. 10	L	2-3	Winnipeg
Oct. 8	W	7-3	NY ISLANDERS	Jan. 14	L	0-7	Boston
Oct. 10	T	3-3*	Montreal	Jan. 16	W	6-1	OTTAWA
Oct. 13	W	6-5	BUFFALO	Jan. 19	W	5-2	Vancouver
Oct. 15	W	5-2	MONTREAL	Jan. 22	L	1-2	Edmonton
Oct. 17	W	7-3	Hartford	Jan. 23	W	4-3	Calgary
Oct. 20	W	5-1	VANCOUVER	Jan. 26	W	6-3	WASHINGTON
Oct. 22	W	9-6	DETROIT	Jan. 28	L	2-5	NY ISLANDERS
Oct. 24	W	4-3	New Jersey	Jan. 30	W	4-2	PHILADELPHIA
Oct. 27	W	7-2	Ottawa	Jan. 31	T	2-2*	Washington
Oct. 29	L	4-6	St. Louis	Feb. 8	W	4-0	BOSTON
Nov. 1	W	5-4	Tampa Bay	Feb. 10	W	3-0	NY Rangers
Nov. 3	W	2-0	NY ISLANDERS	Feb. 13	W	4-1	CHICAGO
Nov. 5	W	8-4	ST. LOUIS	Feb. 14	L	4-7	Buffalo
Nov. 7	L	2-4	Toronto	Feb. 18	L	4-5	EDMONTON
Nov. 8	L	2-7	Chicago	Feb. 20	L	2-4	NY Islanders
Nov. 10	W	4-1	Minnesota	Feb. 21	W	4-3	Hartford
Nov. 12	T	4-4*	QUEBEC	Feb. 23	L	1-3	NEW JERSEY
Nov. 13	L	0-8	Detroit	Feb. 25	L	1-2	Ottawa
Nov. 17	W	4-2	BUFFALO	Feb. 27	T	3-3*	TAMPA BAY
Nov. 20	W	4-1	New Jersey	Feb. 28	W	4-2	Washington
Nov. 21	W	2-0	NEW JERSEY	Mar. 2	L	4-5	Philadelphia
Nov. 23	W	5-2	NY Rangers	Mar. 5	L	1-3	NY Rangers
Nov. 25	L	3-11	NY RANGERS	Mar. 9	W	3-2	BOSTON
Nov. 27	L	4-6	Washington	Mar. 11	W	4-3*	LOS ANGELES
Nov. 28	W	5-3	WASHINGTON	Mar. 14	W	3-2	NY Islanders
Dec. 1	W	7-3	NY Islanders	Mar. 18	W	7-5	WASHINGTON
Dec. 3	L	3-5	Los Angeles	Mar. 20	W	9-3	PHILADELPHIA
Dec. 5	W	9-4	San Jose	Mar. 21	W	6-4	Edmonton
Dec. 8	W	5-2	WINNIPEG	Mar. 23	W	7-2	SAN JOSE
Dec. 11	L	1-2	New Jersey	Mar. 25	W	4-3	NEW JERSEY
Dec. 12	W	6-5	NEW JERSEY	Mar. 27	W	5-3	Boston
Dec. 15	W	6-2	PHILADELPHIA	Mar. 28	W	4-1	Washington
Dec. 17	W	5-4*	Philadelphia	Mar. 30	W	6-4	OTTAWA
Dec. 19	L	3-4	NY ISLANDERS	Apr. 1	W	10-2	HARTFORD
Dec. 21	W	7-4	QUEBEC	Apr. 3	W	5-3	Quebec
Dec. 23	W	4-0	Philadelphia	Apr. 4	W	5-2	New Jersey
Dec. 27	W	4-2	Buffalo	Apr. 7	W	4-3*	MONTREAL
Dec. 31	T	3-3*	TORONTO	Apr. 9	W	10-4	NY Rangers
Jan. 2	W	5-2	NY RANGERS	Apr. 10	W	4-2	NY RANGERS
Jan. 5	W	6-2	BOSTON	Apr. 14	T	6-6*	New Jersey
Jan. 7	L	3-6	MINNESOTA				
Jan. 9	W	3-2	CALGARY				

* - Overtime

Home games in all CAPS

56-21-7, 1ST, PATRICK DIVISION

table of
contentsteam
information

players

2008-09
season

opponents

history

playoff
historymedia
information2009-10
schedule

1993-94

HIGHLIGHTS

- Ed Johnston named head coach and Bryan Trottier named assistant coach on June 22.
- Ron Francis records his 1,000th point on Oct. 28 vs. Quebec.
- Ed Johnston sets the club record with his 96th career coaching victory on Dec. 21 vs. Tampa Bay.
- Bryan Trottier records his 900th career assist on Jan. 3 at Ottawa.
- Tom Barrasso sets the record for most wins by an American-born goaltender with his 253rd victory on Feb. 15 vs. Winnipeg.
- A pair of milestones: Mario Lemieux records his 1200th career point and Larry Murphy records his 900th career point on Mar. 26 at Calgary.
- The Penguins clinch the first-ever Northeast Division title on Apr. 11 with a 4-0 win at Ottawa.

TRANSACTIONS

Aug. 27, 1993 - Obtained Marty McSorley from Los Angeles for Shawn McEachern.

Feb. 15, 1994 - Obtained Shawn McEachern and Tomas Sandstrom from Los Angeles for Marty McSorley and Jim Paek.

Mar. 21, 1994 - Obtained Jim McKenzie from Dallas for Mike Needham.

GOALTENDERS

GOALIE	W-L-T	GP	MP	GA	SO	GAA
Roberto Romano	1-0-1	2	125	3	0	1.44
Tom Barrasso	22-15-5	44	2482	139	2	2.26
Ken Wregget	21-12-7	42	2456	138	1	3.37
Rob Dopson	0-0-0	2	45	3	0	4.00
TOTALS	44-27-13	84	5118	285	3	3.34

SCORING

PLAYERS	GP	G	A	PTS	PIM
Jaromir Jagr	80	32	67	99	61
Ron Francis	82	27	66	93	62
Kevin Stevens	83	41	47	88	155
Larry Murphy	84	17	56	73	44
Joe Mullen	84	38	32	70	41
Martin Straka	84	30	34	64	24
Tomas Sandstrom	78	23	35	58	83
Doug Brown	77	18	37	55	18
Shawn McEachern	76	20	22	42	34
Rick Tocchet	51	14	26	40	134
Mario Lemieux	22	17	20	37	32
Greg Hawgood	64	6	28	34	36
Ulf Samuelsson	80	5	24	29	199
Marty McSorley	47	3	18	21	139
Bryan Trottier	41	4	11	15	36
Peter Taglianetti	60	2	12	14	142
Kjell Samuelsson	59	5	8	13	118
Mike Stapleton	58	7	4	11	18
Markus Naslund	71	4	7	11	27
Greg Brown	36	3	8	11	28
Jeff Daniels	63	3	5	8	20
Jim McKenzie	71	3	5	8	146
Grant Jennings	61	2	4	6	126
Ed Patterson	27	3	1	4	10
Mike Ramsey	65	2	2	4	22
Jim Paek	41	0	4	4	8
Pat Neaton	12	1	1	2	12
Larry DePalma	7	1	0	1	5
Mike Needham	25	1	0	1	2
Ken Wregget	42	0	1	1	8
Tom Barrasso	44	0	1	1	42
Chris Tamer	12	0	0	0	9
Greg Andrusak	3	0	0	0	2
Justin Duberman	4	0	0	0	0
Ladislav Karabin	9	0	0	0	2
Rob Dopson	2	0	0	0	0
Roberto Romano	2	0	0	0	0
Bench					20

GAMES

DATE	RESULT	SCORE	OPPONENT
Oct. 5	L	3-4	Philadelphia
Oct. 7	W	2-1	MONTREAL
Oct. 9	W	3-2	NY RANGERS
Oct. 10	L	4-7	Quebec
Oct. 12	W	2-1	Florida
Oct. 14	L	2-3	Tampa Bay
Oct. 16	W	5-3	HARTFORD
Oct. 19	W	3-2	NY Islanders
Oct. 22	W	4-2	Buffalo
Oct. 23	T	3-3*	ST. LOUIS
Oct. 28	L	3-7	QUEBEC
Oct. 30	W	4-3	CHICAGO
Nov. 2	T	3-3*	San Jose
Nov. 3	W	6-2	BUFFALO
Nov. 6	L	3-8	Los Angeles
Nov. 7	W	5-4	Anaheim
Nov. 9	T	3-3*	St. Louis
Nov. 11	L	1-4	Chicago
Nov. 13	L	3-7	DETROIT
Nov. 16	W	11-5	PHILADELPHIA
Nov. 18	W	3-2	WASHINGTON
Nov. 20	T	2-2*	Montreal
Nov. 24	W	7-3	BOSTON
Nov. 26	T	4-4*	Washington
Nov. 27	T	2-2*	OTTAWA
Dec. 2	T	2-2*	NEW JERSEY
Dec. 4	W	7-6*	Hartford
Dec. 8	L	2-3	Dallas
Dec. 11	W	6-3	Tampa Bay
Dec. 14	W	4-2	LOS ANGELES
Dec. 16	W	2-1	BUFFALO
Dec. 19	L	3-6	NY ISLANDERS
Dec. 21	W	8-3	TAMPA BAY
Dec. 23	W	4-3	Boston
Dec. 26	L	3-7	Washington
Dec. 28	T	4-4*	PHILADELPHIA
Dec. 31	L	4-5	QUEBEC
Jan. 2	L	2-7	Hartford
Jan. 3	W	4-1	Ottawa
Jan. 7	W	4-3*	Buffalo
Jan. 8	T	2-2*	CALGARY
Jan. 11	W	5-4*	BOSTON
Jan. 13	T	2-2*	FLORIDA
Jan. 15	W	4-3	EDMONTON

DATE	RESULT	SCORE	OPPONENT
Jan. 18	L	3-6	Quebec
Jan. 25	W	4-2	OTTAWA
Jan. 27	W	3-1	QUEBEC
Jan. 29	T	4-4*	Toronto
Jan. 31	L	3-5	NY Rangers
Feb. 1	W	2-1	FLORIDA
Feb. 4	W	6-3	Detroit
Feb. 5	L	3-7	New Jersey
Feb. 7	L	1-4	MONTREAL
Feb. 10	L	3-5	NY ISLANDERS
Feb. 12	L	3-9	DALLAS
Feb. 13	W	3-0	Philadelphia
Feb. 15	W	5-3	WINNIPEG
Feb. 17	W	6-4	HARTFORD
Feb. 19	L	1-4	Montreal
Feb. 21	L	3-4*	NY Rangers
Feb. 24	T	2-2*	ANAHEIM
Feb. 26	W	4-3	BUFFALO
Feb. 28	W	4-3	Florida
Mar. 4	L	1-2	Buffalo
Mar. 6	W	5-3	Winnipeg
Mar. 8	W	7-3	BOSTON
Mar. 10	L	2-4	TORONTO
Mar. 12	W	6-2	NY RANGERS
Mar. 13	W	3-2	Hartford
Mar. 15	L	4-5*	WASHINGTON
Mar. 17	W	4-2	Boston
Mar. 19	W	5-4	VANCOUVER
Mar. 20	W	2-1	NY Islanders
Mar. 22	T	2-2*	SAN JOSE
Mar. 24	W	5-1	OTTAWA
Mar. 26	L	3-5	Calgary
Mar. 27	L	3-5	Edmonton
Mar. 30	W	3-1	Vancouver
Apr. 3	W	6-2	BOSTON
Apr. 4	W	2-1	TAMPA BAY
Apr. 6	W	3-1	NEW JERSEY
Apr. 8	L	2-7	New Jersey
Apr. 9	L	1-9	Montreal
Apr. 11	W	4-0	Ottawa

* - Overtime

Home games in all CAPS

44-27-13, 1ST, NORTHEAST DIVISION

table of
contentsteam
information

players

2008-09
season

opponents

history

playoff
historymedia
information2009-10
schedule

1994-95

HIGHLIGHTS

- Joe Mullen becomes the first American-born player to record 1,000 career points with an assist on Feb. 7 vs. Florida.
- Jaromir Jagr becomes the first European-trained player to win the Art Ross Trophy on May 3.
- Ron Francis records a league-best plus-30 rating.
- Ron Francis becomes the first Penguin to win the Selke Trophy and the second to win the Lady Byng.
- Jaromir Jagr is named to the First All-Star team and Larry Murphy is named to the Second team.

TRANSACTIONS

Feb. 16, 1995 - Acquired Wendell Young from Tampa Bay for future considerations.

Apr. 7, 1995 - Obtained Norm Maciver and Troy Murray from Ottawa for Martin Straka.

Apr. 7, 1995 - Acquired Drake Berehowsky from Toronto for Grant Jennings.

GOALTENDERS

GOALIE	W-L-T	GP	MP	GA	SO	GAA
Phil. DeRouville	1-0-0	1	60	3	0	3.00
Ken Wregget	25-9-2	38	2208	118	0	3.21
Wendell Young	3-6-0	10	497	27	0	3.26
Tom Barrasso	0-1-1	2	125	8	0	3.84
TOTALS	29-16-3	48	2901	158	0	3.27

SCORING

PLAYERS	GP	G	A	PTS	PIM
Jaromir Jagr	48	32	38	70	37
Ron Francis	44	11	48	59	18
Tomas Sandstrom	47	21	23	44	42
Luc Robitaille	46	23	19	42	37
Larry Murphy	48	13	25	38	18
Joe Mullen	45	16	21	37	6
John Cullen	46	13	24	37	66
Kevin Stevens	27	15	12	27	51
Shawn McEachern	44	13	13	26	22
Norm Maciver	41	4	16	20	16
Troy Murray	46	4	12	16	39
Martin Straka	31	4	12	16	16
Ulf Samuelsson	44	1	15	16	113
Chris Joseph	33	5	10	15	46
Len Barrie	48	3	11	14	66
Mike Hudson	40	2	9	11	34
Kjell Samuelsson	41	1	6	7	54
Greg Hawgood	21	1	4	5	25
Markus Naslund	14	2	2	4	2
Greg Andrusak	7	0	4	4	6
Grant Jennings	25	0	4	4	36
Jim McKenzie	39	2	1	3	63
Chris Tamer	36	2	0	2	82
Drake Berehowsky	29	0	2	2	28
Francois Leroux	40	0	2	2	114
Rusty Fitzgerald	4	1	0	1	0
Richard Park	1	0	1	1	2
Peter Taglianetti	13	0	1	1	12
Jeff Christian	1	0	0	0	0
Philippe DeRouville	1	0	0	0	0
Tom Barrasso	2	0	0	0	0
Wendell Young	10	0	0	0	2
Ken Wregget	38	0	0	0	14
Bench					10

GAMES

DATE	RESULT	SCORE	OPPONENT
Jan. 20	W	5-3	Tampa Bay
Jan. 23	W	6-5	Florida
Jan. 25	W	3-2	NY Rangers
Jan. 27	W	5-4	OTTAWA
Jan. 29	W	4-1	Washington
Feb. 1	W	4-3	NY RANGERS
Feb. 4	W	6-3	TAMPA BAY
Feb. 5	T	3-3*	New Jersey
Feb. 7	W	7-3	FLORIDA
Feb. 9	W	5-2	NY Islanders
Feb. 11	W	3-1	MONTREAL
Feb. 14	W	5-3	BOSTON
Feb. 16	W	5-2	HARTFORD
Feb. 18	L	2-4	Hartford
Feb. 19	T	3-3*	BUFFALO
Feb. 21	W	5-4	QUEBEC
Feb. 24	L	2-4	TAMPA BAY
Feb. 25	L	1-3	NY Islanders
Feb. 27	W	7-5	Quebec
Mar. 2	L	3-6	Buffalo
Mar. 4	W	4-3*	Boston
Mar. 5	L	2-6	Philadelphia
Mar. 7	L	4-5	QUEBEC
Mar. 9	W	4-2	NY ISLANDERS
Mar. 11	W	6-2	BUFFALO
Mar. 13	W	4-2	MONTREAL
Mar. 15	L	5-8	Montreal
Mar. 16	L	2-3	Quebec
Mar. 19	W	4-3	Ottawa
Mar. 21	W	3-2	Buffalo
Mar. 24	W	5-2	NEW JERSEY
Mar. 26	L	0-2	Florida
Mar. 28	W	6-3	NY ISLANDERS
Apr. 1	W	3-2	PHILADELPHIA
Apr. 5	L	4-8	HARTFORD
Apr. 8	L	1-2	Montreal
Apr. 10	W	4-3	Ottawa
Apr. 11	W	3-1	WASHINGTON
Apr. 15	W	5-2	OTTAWA
Apr. 16	L	3-4*	Philadelphia
Apr. 18	W	6-5	NY RANGERS
Apr. 22	L	1-2	WASHINGTON

DATE	RESULT	SCORE	OPPONENT
Apr. 23	W	4-2	Hartford
Apr. 26	T	3-3*	New Jersey
Apr. 28	W	4-1	BOSTON
Apr. 30	L	2-5	Boston
May 2	L	2-7	Washington
May 5	L	3-4	FLORIDA

* - Overtime

Home games in all CAPS

29-16-3, 2ND, NORTHEAST DIVISION

table of
contentsteam
information

players

2008-09
season

opponents

history

playoff
historymedia
information2009-10
schedule

1995-96

HIGHLIGHTS

- Mario Lemieux returns to the Pittsburgh lineup after a one year leave of absence for medical reasons.
- Mario Lemieux records his 500th career goal on Oct. 26 at the NY Islanders, becoming the second-fastest to reach the mark.
- Ron Francis records his 1,200th career point on Dec. 26 at Buffalo.
- Mario Lemieux records five goals in a game against St. Louis on Mar. 26.
- Jaromir Jagr sets NHL records for points (149) and assists (87) in a season by a right wing.

TRANSACTIONS

Aug. 2, 1995 - Obtained Bryan Smolinski, Glen Murray and Boston's third-round choice in the 1996 Entry Draft for Kevin Stevens and Shawn McEachern.

Mar. 20, 1996 - Obtained J.J. Daigneault from St. Louis for an eighth-round choice in the 1996 Entry Draft.

Mar. 20, 1996 - Obtained Alek Stojanov from Vancouver for Markus Naslund.

GOALTENDERS

GOALIE	W-L-T	GP	MP	GA	SO	GAA
Ken Wregget	20-13-2	37	2132	115	3	3.24
Tom Barrasso	29-16-2	49	2799	160	2	3.43
TOTALS	49-29-4	82	4948	284	5	3.44

SCORING

PLAYERS	GP	G	A	PTS	PIM
Mario Lemieux	70	69	92	161	54
Jaromir Jagr	82	62	87	149	96
Ron Francis	77	27	92	119	56
Petr Nedved	80	45	54	99	68
Tomas Sandstrom	58	35	35	70	69
Sergei Zubov	64	11	55	66	22
Bryan Smolinski	81	24	40	64	69
Kevin Miller	81	28	25	53	45
Markus Naslund	66	19	33	52	36
Dmitri Mironov	72	3	31	34	88
Glen Murray	69	14	15	29	57
Norm Maciver	32	2	21	23	32
Chris Joseph	70	5	14	19	71
Neil Wilkinson	62	3	14	17	120
Dave Roche	71	7	7	14	130
Chris Tamer	70	4	10	14	153
J.J. Daigneault	57	4	7	11	53
Francois Leroux	66	2	9	11	161
Joe Dziedzic	69	5	5	10	68
Richard Park	56	4	6	10	36
Dave McLlwain	19	2	5	7	6
Brad Lauer	21	4	1	5	6
Corey Foster	11	2	2	4	2
Chris Wells	54	2	2	4	59
Rusty Fitzgerald	21	1	2	3	12
Tom Barrasso	49	0	3	3	18
Ian Moran	51	1	1	2	47
Alek Stojanov	68	1	1	2	130
Ed Patterson	35	0	2	2	38
Ken Wregget	37	0	2	2	8
Drake Berehowsky	1	0	0	0	0
Greg Andrusak	2	0	0	0	0
Stefan Bergkvist	2	0	0	0	2
Jeff Christian	3	0	0	0	2
Len Barrie	5	0	0	0	18
Peter Allen	8	0	0	0	8
Bench					12

GAMES

DATE	RESULT	SCORE	OPPONENT	DATE	RESULT	SCORE	OPPONENT
Oct. 7	W	8-3	TORONTO	Jan. 16	L	2-5	COLORADO
Oct. 9	T	6-6*	Colorado	Jan. 17	W	1-0	Buffalo
Oct. 12	L	1-5	Chicago	Jan. 22	W	7-6*	BOSTON
Oct. 14	W	5-2	ANAHEIM	Jan. 24	W	4-3	Ottawa
Oct. 20	T	2-2*	Hartford	Jan. 27	W	7-4	PHILADELPHIA
Oct. 21	L	2-3*	LOS ANGELES	Jan. 29	L	1-2	Florida
Oct. 26	W	7-5	NY Islanders	Jan. 31	L	1-4	Tampa Bay
Oct. 28	W	5-3	New Jersey	Feb. 3	L	0-3	Detroit
Nov. 1	W	10-0	TAMPA BAY	Feb. 6	W	6-5	BOSTON
Nov. 3	T	3-3*	Buffalo	Feb. 7	T	1-1*	New Jersey
Nov. 4	W	7-4	PHILADELPHIA	Feb. 10	W	6-3	CHICAGO
Nov. 8	W	7-1	Ottawa	Feb. 12	L	1-4	Toronto
Nov. 10	W	9-1	San Jose	Feb. 16	W	1-0	Winnipeg
Nov. 11	L	2-3	Los Angeles	Feb. 18	W	4-3*	NY RANGERS
Nov. 14	W	4-2	DALLAS	Feb. 21	L	3-6	Buffalo
Nov. 17	W	3-2*	Washington	Feb. 23	W	5-4	HARTFORD
Nov. 18	W	3-0	WASHINGTON	Feb. 24	L	3-7	Montreal
Nov. 21	L	4-9	NY Rangers	Feb. 27	W	7-4	Vancouver
Nov. 22	L	3-4	NY RANGERS	Feb. 29	L	3-7	Calgary
Nov. 25	W	5-3	BUFFALO	Mar. 1	W	5-4	Edmonton
Nov. 28	W	7-2	OTTAWA	Mar. 5	W	9-4	WINNIPEG
Nov. 30	W	9-6	Boston	Mar. 7	W	5-1	OTTAWA
Dec. 1	W	2-1	FLORIDA	Mar. 9	L	3-4*	NEW JERSEY
Dec. 3	W	5-4	Tampa Bay	Mar. 13	L	2-3	Hartford
Dec. 5	W	6-3	NY Islanders	Mar. 14	L	2-4	Boston
Dec. 7	W	7-5	MONTREAL	Mar. 16	W	4-2	NY ISLANDERS
Dec. 9	W	6-0	HARTFORD	Mar. 21	W	5-4	EDMONTON
Dec. 13	L	3-6	Anaheim	Mar. 23	L	5-7	BUFFALO
Dec. 15	W	5-1	Dallas	Mar. 24	W	8-2	NY Rangers
Dec. 17	L	5-6	Philadelphia	Mar. 26	W	8-4	ST. LOUIS
Dec. 19	W	7-1	CALGARY	Mar. 28	W	3-2	Florida
Dec. 22	L	2-4	MONTREAL	Mar. 30	W	2-1	NEW JERSEY
Dec. 23	L	0-1	Montreal	Mar. 31	L	1-4	Philadelphia
Dec. 26	W	6-3	BUFFALO	Apr. 4	W	4-2	WASHINGTON
Dec. 28	W	9-4	HARTFORD	Apr. 6	W	2-1	TAMPABAY
Dec. 30	W	6-5	FLORIDA	Apr. 8	L	4-5	Hartford
Jan. 1	L	2-4	Washington	Apr. 10	L	2-6	NY ISLANDERS
Jan. 3	W	4-1	OTTAWA	Apr. 11	W	5-3	Ottawa
Jan. 5	W	5-2	DETROIT	Apr. 14	L	5-6	Boston
Jan. 6	L	2-3	St. Louis				
Jan. 8	W	8-5	VANCOUVER				
Jan. 12	L	5-6	MONTREAL				
Jan. 13	L	8-10	SAN JOSE				

* - Overtime

Home games in all CAPS

49-29-4, 1ST, NORTHEAST DIVISION

table of
contentsteam
information

players

2008-09
season

opponents

history

playoff
historymedia
information2009-10
schedule

1996-97

HIGHLIGHTS

- Mario Lemieux becomes the ninth player to record 1,400 points on Nov. 30 vs. Boston.
- Jaromir Jagr records his 600th point on Jan. 4 vs. Tampa Bay.
- Mario Lemieux ties the NHL record for goals in a period with four against Montreal on Jan. 26.
- Mario Lemieux scores his 600th career goal on Feb. 4 vs. Vancouver.
- Joe Mullen becomes the first American-born player to record 500 goals on Mar. 14 at Colorado.
- Ron Francis records his 400th career goal on Mar. 29 vs. Los Angeles.
- Patrick Lalime sets the NHL record for longest unbeaten streak from the beginning of a career by going 14-0-2.

TRANSACTIONS

- June 22, 1996** - Obtained Kevin Hatcher from Dallas for Sergei Zubov.
- Nov. 17, 1996** - Obtained Darius Kasparaitis and Andreas Johansson from NY Islanders for Bryan Smolinski.
- Nov. 19, 1996** - Obtained Stu Barnes and Jason Woolley from Florida for Chris Wells.
- Mar. 18, 1997** - Obtained Eddie Olczyk from Los Angeles for Glen Murray.

GOALTENDERS

GOALIE	W-L-T	GP	MP	GA	SO	GAA
Patrick Lalime	21-12-2	39	2058	101	3	2.94
Phil. DeRouville	0-2-0	2	111	6	0	3.24
Ken Wregget	17-17-6	46	2514	136	2	3.25
Tom Barrasso	0-5-0	5	270	26	0	5.78
TOTALS	38-36-8	82	4969	280	5	3.38

SCORING

PLAYERS	GP	G	A	PTS	PIM
Mario Lemieux	76	50	72	122	65
Jaromir Jagr	63	47	48	95	40
Ron Francis	81	27	63	90	20
Petr Nedved	74	33	38	71	66
Eddie Olczyk	79	25	30	55	51
Kevin Hatcher	80	15	39	54	103
Stu Barnes	81	19	30	49	26
Fredrik Olausson	71	9	29	38	32
Jason Woolley	60	6	30	36	30
Greg Johnson	75	13	19	32	26
Alex Hicks	73	7	21	28	90
Tomas Sandstrom	40	9	15	24	33
Darius Kasparaitis	75	2	21	23	100
Joe Mullen	54	7	15	22	4
Glen Murray	66	11	11	22	24
Garry Valk	70	10	11	21	78
Joe Dziedzic	59	9	9	18	63
J.J. Daigneault	53	3	14	17	36
Roman Oksiuta	35	6	7	13	26
Andreas Johansson	42	4	9	13	20
Dave Roche	61	5	5	10	155
Ian Moran	36	4	5	9	22
Petr Klima	17	1	7	8	6
Dmitri Mironov	15	1	5	6	24
Chris Tamer	45	2	4	6	131
Alek Stojanov	35	1	4	5	79
Josef Beranek	8	3	1	4	4
Jeff Christian	11	2	2	4	13
Tyler Wright	45	2	2	4	70
Craig Muni	64	0	4	4	36
Dan Quinn	16	0	3	3	10
Francois Leroux	59	0	3	3	81
Ken Wregget	46	0	1	1	6
Domenic Pittis	1	0	0	0	0
Richard Park	1	0	0	0	0
Philippe Derouville	2	0	0	0	0
Tom Barrasso	5	0	0	0	0
Stefan Bergkvist	5	0	0	0	7
Ed Patterson	6	0	0	0	8
Shawn Antoski	13	0	0	0	49
Neil Wilkinson	23	0	0	0	36
Patrick Lalime	39	0	0	0	0

GAMES

DATE	RESULT	SCORE	OPPONENT
Oct. 5	L	3-4*	TAMPA BAY
Oct. 8	L	3-7	Hartford
Oct. 11	L	2-3	Ottawa
Oct. 12	W	3-2	OTTAWA
Oct. 16	L	1-8	NY Rangers
Oct. 17	L	1-4	Buffalo
Oct. 19	W	2-1	WASHINGTON
Oct. 22	L	2-5	Edmonton
Oct. 24	L	5-7	Calgary
Oct. 26	L	1-2	Vancouver
Nov. 1	L	2-4	Washington
Nov. 2	W	7-3	OTTAWA
Nov. 6	W	5-2	EDMONTON
Nov. 8	T	5-5*	Tampa Bay
Nov. 9	L	2-4	Florida
Nov. 12	W	3-0	BUFFALO
Nov. 14	L	1-2*	Boston
Nov. 16	L	3-8	NY RANGERS
Nov. 19	W	4-2	ST. LOUIS
Nov. 21	L	3-7	Philadelphia
Nov. 22	W	7-1	Hartford
Nov. 27	T	2-2*	MONTREAL
Nov. 30	W	6-2	BOSTON
Dec. 3	T	4-4*	HARTFORD
Dec. 4	W	4-2	Ottawa
Dec. 6	W	5-3	Washington
Dec. 7	W	5-3	ANAHEIM
Dec. 10	W	5-3	Los Angeles
Dec. 11	W	7-3	Anaheim
Dec. 13	W	4-0	San Jose
Dec. 15	L	1-2	Chicago
Dec. 17	L	4-6	BOSTON
Dec. 19	W	4-0	St. Louis
Dec. 21	W	3-1	SAN JOSE
Dec. 23	W	6-5	Toronto
Dec. 26	T	3-3*	MONTREAL
Dec. 28	W	2-0	BUFFALO
Dec. 30	W	5-3	WASHINGTON
Jan. 2	W	6-1	New Jersey
Jan. 4	W	7-3	TAMPA BAY
Jan. 7	W	5-3	NY Islanders
Jan. 10	W	5-2	NY ISLANDERS
Jan. 11	T	3-3*	Ottawa

DATE	RESULT	SCORE	OPPONENT
Jan. 14	W	3-1	DALLAS
Jan. 15	W	3-0	Hartford
Jan. 21	W	4-2	CALGARY
Jan. 23	L	3-4*	COLORADO
Jan. 25	L	4-7	NY RANGERS
Jan. 26	W	5-2	Montreal
Jan. 29	L	1-3	Buffalo
Feb. 1	W	4-1	PHOENIX
Feb. 4	W	6-4	VANCOUVER
Feb. 5	W	6-3	Montreal
Feb. 8	L	5-6*	DETROIT
Feb. 12	L	1-5	NY ISLANDERS
Feb. 15	L	1-5	Philadelphia
Feb. 16	L	2-6	PHILADELPHIA
Feb. 18	W	4-2	FLORIDA
Feb. 22	L	2-4	CHICAGO
Feb. 23	L	1-5	NY Islanders
Feb. 27	L	1-4	Detroit
Mar. 1	L	3-6	New Jersey
Mar. 4	L	1-3	NEW JERSEY
Mar. 5	L	2-4	Buffalo
Mar. 8	W	3-2*	PHILADELPHIA
Mar. 10	T	2-2*	MONTREAL
Mar. 12	T	5-5*	Phoenix
Mar. 14	L	3-6	Colorado
Mar. 16	L	2-6	Dallas
Mar. 18	W	5-3	BUFFALO
Mar. 20	W	6-3	TORONTO
Mar. 22	L	2-3	NEW JERSEY
Mar. 24	L	0-3	NY Rangers
Mar. 26	L	5-8	Montreal
Mar. 29	W	4-1	LOS ANGELES
Mar. 31	W	4-3	FLORIDA
Apr. 3	T	5-5*	HARTFORD
Apr. 5	W	5-2	OTTAWA
Apr. 8	W	3-1	BOSTON
Apr. 10	L	3-4	Tampa Bay
Apr. 11	L	2-4	Florida
Apr. 13	L	3-7	Boston

* - Overtime

Home games in all CAPS

38-36-8, 2ND, NORTHEAST DIVISION

table of
contentsteam
information

players

2008-09
season

opponents

history

playoff
historymedia
information2009-10
schedule

1997-98

HIGHLIGHTS

- Tom Barrasson records his 300th career victory at Florida on Oct. 19.
- Ron Francis records his 1,400th career point on Jan. 29 at Boston.
- Nine Penguins represent their countries at the 1998 Winter Olympics in Nagano, Japan with seven bringing home medals.
- Ken Wregget records his 200th career victory on Mar. 7 vs. Philadelphia.
- Ron Francis records his 1,000th career assist on Mar. 21 vs. Philadelphia.
- Jaromir Jagr records his 300th goal on Apr. 15 vs. Tampa Bay.
- Jaromir Jagr captures his second Art Ross Trophy with 102 points.

TRANSACTIONS

Aug. 12, 1997 - Obtain Jiri Slegr from Edmonton for a third-round choice in the 1998 Entry Draft.

Oct. 22, 1997 - Obtained Tuomas Gronman from Chicago for Greg Johnson.

Mar. 24, 1998 - Obtained Sean Pronger from Anaheim for the rights to Patrick Lalime.

GOALTENDERS

GOALIE	W-L-T	GP	MP	GA	SO	GAA
Peter Skudra	6-4-3	17	851	26	0	1.83
Tom Barrasso	31-14-13	63	3542	122	7	2.07
Ken Wregget	3-6-2	15	611	28	0	2.75
TOTALS	40-24-18	82	5022	188	7	2.25

SCORING

PLAYERS	GP	G	A	PTS	PIM
Jaromir Jagr	77	35	67	102	64
Ron Francis	81	25	62	87	20
Stu Barnes	78	30	35	65	30
Kevin Hatcher	74	19	29	48	66
Martin Straka	75	19	23	42	28
Rob Brown	82	15	25	40	59
Fredrik Olausson	76	6	27	33	42
Aleksey Morozov	76	13	13	26	8
Eddie Olczyk	56	11	11	22	35
Robert Lang	54	9	13	22	16
Sean Pronger	67	6	15	21	32
Alex Hicks	58	7	13	20	54
Brad Werenka	71	3	15	18	46
Jiri Slegr	73	5	12	17	109
Andreas Johansson	50	5	10	15	20
Darius Kasparaitis	61	4	8	12	127
Robert Dome	30	5	2	7	12
Chris Ferraro	46	3	4	7	43
Peter Ferraro	29	3	4	7	12
Tyler Wright	82	3	4	7	112
Ian Moran	37	1	6	7	19
Chris Tamer	79	0	7	7	181
Neil Wilkinson	34	2	4	6	24
Garry Valk	39	2	1	3	33
Tuomas Gronman	22	1	2	3	25
Tom Barrasso	63	0	2	2	14
Greg Johnson	5	1	0	1	2
Peter Skudra	17	0	1	1	2
Sven Butenschon	6	0	0	0	6
Ken Wregget	15	0	0	0	6

GAMES

DATE	RESULT	SCORE	OPPONENT	DATE	RESULT	SCORE	OPPONENT
Oct. 1	T	3-3*	LOS ANGELES	Jan. 7	L	1-3	New Jersey
Oct. 3	W	4-3	Carolina	Jan. 10	W	4-1	NEW JERSEY
Oct. 4	L	3-5	FLORIDA	Jan. 12	W	4-1	Carolina
Oct. 8	L	0-3	MONTREAL	Jan. 14	L	2-5	Boston
Oct. 9	L	1-3	Philadelphia	Jan. 20	T	0-0*	OTTAWA
Oct. 11	W	4-1	CAROLINA	Jan. 22	W	3-2	New Jersey
Oct. 14	W	1-0	NY Rangers	Jan. 24	W	4-2	BOSTON
Oct. 15	T	1-1*	Montreal	Jan. 26	W	4-2	ST. LOUIS
Oct. 17	W	4-1	Tampa Bay	Jan. 28	T	2-2*	Washington
Oct. 19	W	4-1	Florida	Jan. 29	W	4-2	Boston
Oct. 22	W	5-2	San Jose	Jan. 31	W	4-2	DETROIT
Oct. 24	L	3-4	Edmonton	Feb. 2	L	2-4	NY ISLANDERS
Oct. 25	W	3-2*	Vancouver	Feb. 4	T	2-2*	WASHINGTON
Oct. 28	L	3-6	Calgary	Feb. 6	T	2-2*	Buffalo
Nov. 1	W	7-6*	VANCOUVER	Feb. 7	T	2-2*	Ottawa
Nov. 2	L	1-3	Chicago	Feb. 25	W	6-2	Montreal
Nov. 5	L	2-5	DALLAS	Feb. 28	L	2-6	Boston
Nov. 7	T	1-1*	Detroit	Mar. 2	W	3-1	TORONTO
Nov. 8	T	2-2*	BUFFALO	Mar. 5	T	2-2*	CHICAGO
Nov. 12	L	1-4	WASHINGTON	Mar. 7	W	6-4	PHILADELPHIA
Nov. 14	L	1-3	NY Rangers	Mar. 8	L	3-4*	Philadelphia
Nov. 15	W	5-0	Toronto	Mar. 11	W	4-1	CALGARY
Nov. 19	T	3-3*	BOSTON	Mar. 14	W	2-1	BUFFALO
Nov. 20	W	2-0	Ottawa	Mar. 15	L	0-3	Buffalo
Nov. 22	W	4-3*	NY RANGERS	Mar. 18	W	4-2	EDMONTON
Nov. 24	W	5-1	BUFFALO	Mar. 21	W	4-3	PHILADELPHIA
Nov. 26	W	3-2	CAROLINA	Mar. 22	T	0-0*	Dallas
Nov. 29	W	6-3	MONTREAL	Mar. 26	L	3-4	NY Islanders
Dec. 1	W	1-0	Montreal	Mar. 28	T	2-2*	NY RANGERS
Dec. 4	L	0-4	NEW JERSEY	Mar. 29	T	1-1*	OTTAWA
Dec. 6	W	5-2	ANAHEIM	Apr. 1	L	2-3	SAN JOSE
Dec. 9	W	2-1	Los Angeles	Apr. 4	W	4-1	Tampa Bay
Dec. 10	W	3-0	Anaheim	Apr. 5	L	1-3	Florida
Dec. 12	T	2-2*	Phoenix	Apr. 7	L	1-2	PHOENIX
Dec. 16	T	1-1*	TAMPA BAY	Apr. 9	L	1-4	Ottawa
Dec. 19	T	3-3*	Colorado	Apr. 11	T	3-3*	FLORIDA
Dec. 20	L	1-4	St. Louis	Apr. 15	W	5-1	TAMPA BAY
Dec. 26	W	4-1	Washington	Apr. 16	W	4-1	Carolina
Dec. 27	L	0-1	MONTREAL	Apr. 18	W	5-2	BOSTON
Dec. 29	W	5-1	NY ISLANDERS				
Dec. 31	W	3-2	CAROLINA				
Jan. 3	L	4-5*	COLORADO				
Jan. 6	W	4-2	NY Islanders				

* - Overtime

Home games in all CAPS

40-24-18, 1ST, NORTHEAST DIVISION

table of
contentsteam
information

players

2008-09
season

opponents

history

playoff
historymedia
information2009-10
schedule

1998-99

HIGHLIGHTS

- Jaromir Jagr records his 800th career point Jan. 31 at Montreal.
- Penguins win five consecutive overtime games for the first time in club history and lead the NHL with 28 overtime points.
- Penguins win 10 games in a row, Jan. 28-Feb. 15, the second longest winning streak in team history.
- Tom Barrasso, Peter Skudra and Jean-Sebastien Aubin all record shutouts, making it the first time in club history that three different goalies record shutouts in one season.
- Jaromir Jagr captures his first Hart Trophy as league MVP. Jagr also wins his third Art Ross Trophy as the league's leading scorer.

TRANSACTIONS

June 17, 1998 - Obtained German Titov and Todd Hlushko from Calgary for Ken Wregget and Dave Roche.

Nov. 25, 1998 - Obtained Alexei Kovalev, Harry York and future considerations from NY Rangers for Petr Nedved, Chris Tamer and Sean Pronger.

Mar. 11, 1999 - Obtained Matthew Barnaby from Buffalo for Stu Barnes.

GOALTENDERS

GOALIE	W-L-T	GP	MP	GA	SO	GAA
J.S. Aubin	4-3-6	17	756	28	2	2.22
Tom Barrasso	19-16-3	43	2306	98	4	2.55
Peter Skudra	15-11-5	37	1914	89	3	2.79
TOTALS	38-30-14	82	5011	225	9	2.69

SCORING

PLAYERS	GP	G	A	PTS	PIM
Jaromir Jagr	81	44	83	127	66
Martin Straka	80	35	48	83	26
German Titov	72	11	45	56	34
Alexei Kovalev	77	23	30	53	49
Robert Lang	72	21	23	44	24
Kip Miller	77	19	23	42	22
Jan Hrdina	82	13	29	42	40
Kevin Hatcher	66	11	27	38	24
Stu Barnes	64	20	12	32	20
Rob Brown	58	13	11	24	16
Brad Werenka	81	6	18	24	93
Jiri Slegr	63	3	20	23	86
Matthew Barnaby	62	6	16	22	177
Aleksey Morozov	67	9	10	19	14
Dan Kesa	67	2	8	10	27
Bobby Dollas	70	2	8	10	60
Ian Moran	62	4	5	9	37
Maxim Galanov	51	4	3	7	14
Jeff Serowik	26	0	6	6	16
Darius Kasparaitis	48	1	4	5	70
Tom Barrasso	43	0	3	3	20
Martin Sonnenberg	44	1	1	2	19
Patrick Lebeau	8	1	0	1	2
Greg Andrusak	7	0	1	1	4
Victor Ignatjev	11	0	1	1	6
Ryan Savoia	3	0	0	0	0
Pavel Skrbek	4	0	0	0	2
Brian Bonin	5	0	0	0	0
Chris Tamer	11	0	0	0	32
Sven Butenschon	17	0	0	0	6
J.S. Aubin	17	0	0	0	0
Neil Wilkinson	24	0	0	0	22
Peter Skudra	37	0	0	0	2
Tyler Wright	61	0	0	0	90

GAMES

DATE	RESULT	SCORE	OPPONENT
Oct. 10	W	4-3	NY Islanders
Oct. 14	W	3-1	New Jersey
Oct. 17	T	3-3*	NY RANGERS
Oct. 21	L	0-5	Tampa Bay
Oct. 24	L	4-6	TORONTO
Oct. 26	W	2-0	Toronto
Oct. 28	W	5-2	Calgary
Oct. 30	T	2-2*	Vancouver
Oct. 31	L	1-4	Edmonton
Nov. 3	T	4-4*	PHILADELPHIA
Nov. 5	W	4-2	Ottawa
Nov. 7	T	0-0*	BOSTON
Nov. 10	W	3-2	NY ISLANDERS
Nov. 13	L	3-4	New Jersey
Nov. 14	W	4-0	FLORIDA
Nov. 17	L	1-4	PHILADELPHIA
Nov. 19	W	5-1	Tampa Bay
Nov. 21	W	5-2	TAMPA BAY
Nov. 25	L	4-5	Washington
Nov. 27	T	2-2*	NY RANGERS
Nov. 28	W	4-3	Montreal
Dec. 1	T	4-4*	ANAHEIM
Dec. 4	T	3-3*	Carolina
Dec. 5	L	1-2	Boston
Dec. 12	W	4-3	St. Louis
Dec. 15	W	3-2*	TAMPA BAY
Dec. 16	L	1-4	Florida
Dec. 19	W	3-0	WASHINGTON
Dec. 21	L	1-7	Toronto
Dec. 22	L	0-3	LOS ANGELES
Dec. 26	W	2-1*	OTTAWA
Dec. 30	W	7-4	FLORIDA
Jan. 2	W	4-2	Florida
Jan. 5	W	5-1	CALGARY
Jan. 7	W	4-2	CAROLINA
Jan. 9	W	2-1	ST. LOUIS
Jan. 13	L	3-5	Phoenix
Jan. 15	L	2-3	San Jose
Jan. 16	W	5-1	Los Angeles
Jan. 18	L	3-5	Anaheim
Jan. 21	L	2-5	NY ISLANDERS
Jan. 26	L	3-5	CAROLINA
Jan. 28	W	6-0	TORONTO

DATE	RESULT	SCORE	OPPONENT
Jan. 30	W	5-2	BOSTON
Jan. 31	W	5-3	Montreal
Feb. 2	W	5-3	BUFFALO
Feb. 5	W	3-0	FLORIDA
Feb. 7	W	2-1	DETROIT
Feb. 9	W	3-2*	MONTREAL
Feb. 11	W	6-5*	VANCOUVER
Feb. 13	W	3-2*	Nashville
Feb. 15	W	7-3	WASHINGTON
Feb. 17	L	1-3	NY Islanders
Feb. 19	L	1-6	NY Rangers
Feb. 21	L	1-2	Philadelphia
Feb. 22	W	4-1	PHOENIX
Feb. 25	W	3-2	Colorado
Feb. 26	L	4-6	Dallas
Feb. 28	L	3-4	Washington
Mar. 3	T	4-4*	MONTREAL
Mar. 5	T	2-2*	EDMONTON
Mar. 7	L	1-3	COLORADO
Mar. 9	L	2-3	NEW JERSEY
Mar. 10	W	3-2*	Carolina
Mar. 13	W	4-0	PHILADELPHIA
Mar. 16	T	2-2*	DALLAS
Mar. 17	W	2-0	Tampa Bay
Mar. 20	T	1-1*	NASHVILLE
Mar. 21	T	2-2*	NY Rangers
Mar. 23	W	5-2	CHICAGO
Mar. 25	L	3-5	New Jersey
Mar. 27	T	1-1*	BUFFALO
Mar. 28	L	3-4*	Buffalo
Mar. 30	L	4-6	OTTAWA
Apr. 1	T	3-3*	Ottawa
Apr. 3	L	2-4	NEW JERSEY
Apr. 5	L	1-3	Buffalo
Apr. 8	L	1-3	Philadelphia
Apr. 11	W	3-0	Detroit
Apr. 15	L	2-4	Boston
Apr. 17	L	2-7	NY ISLANDERS
Apr. 18	W	2-1*	NY Rangers

* - Overtime

Home games in all CAPS

37-37-8-6, 3RD, ATLANTIC DIVISION

table of
contentsteam
information

players

2008-09
season

opponents

history

playoff
historymedia
information2009-10
schedule

1999-00

HIGHLIGHTS

- Jaromir Jagr opens the season with a 15-game point streak from Oct. 1-Nov. 13 (14+19=33)
- Jaromir Jagr sets an NHL record by recording a point on 15 consecutive goals from Oct. 16-Nov. 4 (7+8=15)
- Jaromir Jagr nets his fifth career hat trick and his 900th point on Nov. 26 vs. Ottawa.
- Herb Brooks replaces Kevin Constantine as head coach on Dec. 9.
- Jaromir Jagr records a career-best seven points (3+4) on Dec. 30.
- Martin Straka ties the team record for two fastest goals by one player (four seconds) on Feb. 11 vs. Edmonton.
- Jaromir Jagr captures his third consecutive Art Ross Trophy.
- The Penguins and Philadelphia Flyers play the third-longest game in NHL history in Game 5 of the Eastern Conference Semifinals. Goaltender Ron Tugnutt makes 70 saves in the four-and-a-half overtime, 2-1 loss.

TRANSACTIONS

Mar. 13, 2000 - Acquired Bob Boughner from Nashville for Pavel Skrbek

Mar. 14, 2000 - Acquired Ron Tugnutt and Janne Laukkanen from Ottawa for Tom Barrasso; Acquired Rene Corbet and Tyler Moss from Calgary for Brad Werenka; Acquired Josef Beranek from Edmonton for German Titov.

GOALTENDERS

GOALIE	W-L-T	GP	MP	GA	SO	GAA
Ron Tugnutt	4-2-0	7	374	15	0	2.41
J. S. Aubin	23-21-3	51	2789	120	2	2.58
Peter Skudra	5-7-3	20	922	48	1	3.12
Tom Barrasso	5-7-2	18	870	46	1	3.17
TOTALS	37-37-8	82	4984	236	4	2.84

SCORING

PLAYERS	GP	G	A	PTS	PIM
Jaromir Jagr	63	42	54	96	50
Alexei Kovalev	82	26	40	66	94
Robert Lang	78	23	42	65	14
Martin Straka	71	20	39	59	26
Jan Hrdina	70	13	33	46	43
Aleksey Morozov	68	12	19	31	14
Jiri Slegr	74	11	20	31	82
Pat Falloon	63	9	22	31	14
Josef Beranek	71	13	12	25	57
Matthew Barnaby	64	12	12	24	197
Rob Brown	50	10	13	23	10
Tyler Wright	50	12	10	22	45
Michal Rozsival	75	4	17	21	48
Janne Laukkanen	71	2	18	20	67
Rene Corbet	52	5	10	15	60
Darius Kasparaitis	73	3	12	15	146
Hans Jonsson	68	3	11	14	12
Ian Moran	73	4	8	12	28
Bob Boughner	73	3	4	7	166
Robert Dome	22	2	5	7	E
Andrew Ference	30	2	4	6	20
Tom Chorske	33	1	5	6	2
Peter Popovic	54	1	5	6	30
Steve Leach	56	2	3	5	24
John Slaney	29	1	4	5	10
Martin Sonnenberg	14	1	2	3	E
Dan Trebil	3	1	0	1	2
J.S. Aubin	51	0	1	1	2
Sven Butenschon	3	0	0	0	E
Peter Skudra	20	0	0	0	0
Dennis Bonvie	20	0	0	0	80
Ron Tugnutt	51	0	0	0	0

GAMES

DATE	RESULT	SCORE	OPPONENT
Oct. 1	L	4-6	Dallas
Oct. 7	W	7-5	New Jersey
Oct. 8	T	3-3*	COLORADO
Oct. 14	W	5-2	NY Rangers
Oct. 16	T	3-3*	CHICAGO
Oct. 23	L	2-3	CAROLINA
Oct. 27	L	1-2*	Anaheim
Oct. 28	L	3-5	Los Angeles
Oct. 30	T	1-1*	San Jose
Nov. 2	L	4-5	LOS ANGELES
Nov. 4	L	1-2	Ottawa
Nov. 6	L	4-7	TAMPA BAY
Nov. 10	W	5-4	MONTREAL
Nov. 12	L	2-3*	Detroit
Nov. 13	W	6-2	NASHVILLE
Nov. 16	W	3-2	BUFFALO
Nov. 18	L	1-2	Tampa Bay
Nov. 20	R	1-2*	Florida
Nov. 23	W	3-1	TORONTO
Nov. 26	W	5-0	OTTAWA
Nov. 27	L	3-5	Carolina
Nov. 30	W	4-1	Buffalo
Dec. 2	L	2-5	SAN JOSE
Dec. 4	L	2-3*	Toronto
Dec. 7	L	1-2	New Jersey
Dec. 9	W	3-0	WASHINGTON
Dec. 11	W	4-2	PHOENIX
Dec. 14	W	4-2	BOSTON
Dec. 15	W	6-3	Carolina
Dec. 18	L	2-5	FLORIDA
Dec. 20	L	1-5	Montreal
Dec. 21	W	4-0	NY Islanders
Dec. 23	W	4-3	TAMPA BAY
Dec. 26	W	4-2	Chicago
Dec. 29	L	2-3*	Washington
Dec. 30	W	9-3	NY ISLANDERS
Jan. 2	W	4-3	DETROIT
Jan. 5	L	1-3	NEW JERSEY
Jan. 7	W	5-2	TORONTO
Jan. 8	L	2-6	Philadelphia
Jan. 12	L	1-3	Phoenix
Jan. 13	L	3-4	Colorado
Jan. 15	L	2-4	Nashville

DATE	RESULT	SCORE	OPPONENT
Jan. 19	W	3-1	ST. LOUIS
Jan. 22	L	2-4	Montreal
Jan. 23	T	4-4*	PHILADELPHIA
Jan. 25	L	3-4	NY RANGERS
Jan. 27	W	4-1	ATLANTA
Jan. 29	L	1-7	ANAHEIM
Jan. 31	W	2-1*	Atlanta
Feb. 1	W	3-2	WASHINGTON
Feb. 3	W	4-2	NY ISLANDERS
Feb. 9	W	5-2	ATLANTA
Feb. 11	T	2-2*	EDMONTON
Feb. 12	L	1-5	NY Islanders
Feb. 14	W	3-0	VANCOUVER
Feb. 16	T	1-1*	BUFFALO
Feb. 19	W	2-1	Florida
Feb. 21	L	1-2	Tampa Bay
Feb. 22	L	3-4	NY Rangers
Feb. 24	L	3-4*	Philadelphia
Feb. 26	T	2-2*	BOSTON
Feb. 28	T	1-1*	OTTAWA
Mar. 1	L	2-8	Calgary
Mar. 4	W	3-2	Edmonton
Mar. 8	L	0-3	MONTREAL
Mar. 9	L	0-7	Ottawa
Mar. 11	W	3-1	NY RANGERS
Mar. 13	L	2-3	NEW JERSEY
Mar. 16	W	4-2	FLORIDA
Mar. 18	L	2-3	Boston
Mar. 19	W	5-4	NY RANGERS
Mar. 21	W	8-2	NY Islanders
Mar. 24	W	5-3	Atlanta
Mar. 26	L	1-3	Philadelphia
Mar. 28	W	3-2	NEW JERSEY
Mar. 30	W	4-3*	Washington
Apr. 1	L	2-3	PHILADELPHIA
Apr. 3	W	3-2	CAROLINA
Apr. 5	W	4-2	Toronto
Apr. 7	W	2-1*	Buffalo
Apr. 9	L	1-3	Boston

* - Overtime

Home games in all CAPS

37-37-8-6, 3RD, ATLANTIC DIVISION

table of
contentsteam
information

players

2008-09
season

opponents

history

playoff
historymedia
information2009-10
schedule

2000-01

HIGHLIGHTS

- The Penguins open the 2000-01 season with two games against the Nashville Predators in Japan.
- Jaromir Jagr records his 400th goal on Nov. 13 at Colorado.
- Mario Lemieux announces his comeback to the NHL on Dec. 11. Lemieux posts three points (1+2) against the Toronto Maple Leafs in his first game back on Dec. 27.
- Lemieux records career point 1,500 and Jagr records his 1,000th against Ottawa on Dec. 30.
- Lemieux posts his 40th career hat trick on Jan. 24 vs. Montreal, the second most in league history.
- Alexei Kovalev records hat tricks in back-to-back games against the Flyers (Feb. 7) and Devils (Feb. 10).

TRANSACTIONS

Dec. 28, 2000 - Acquired March Bergevin from St. Louis for Dan Trebil.

Jan. 14, 2001 - Acquired Kevin Stevens from Philadelphia for John Slaney.

Feb. 1, 2001 - Acquired Wayne Primeau from Tampa Bay for Matthew Barnaby.

Mar. 12, 2001 - Acquired Johan Hederg and Bobby Dollas from San Jose for Jeff Norton.

GOALTENDERS

GOALIE	W-L-T	GP	MP	GA	SO	GAA
Johan Hedberg	7-1-1	9	545	24	0	2.64
Garth Snow	14-15-4	35	2032	101	3	2.98
Rich Parent	1-1-3	7	332	17	0	3.07
J. S. Aubin	20-14-1	36	2050	107	0	3.13
TOTALS	42-31-9	82	4978	256	3	3.09

SCORING

PLAYERS	GP	G	A	PTS	PIM
Jaromir Jagr	81	52	69	121	42
Alexei Kovalev	79	44	51	95	96
Martin Straka	82	27	68	95	38
Robert Lang	82	32	48	80	28
Mario Lemieux	43	35	41	76	188
Jan Hrdina	78	15	28	43	48
Kevin Stevens	55	10	22	32	73
Josef Beranek	70	9	14	23	43
Hans Jonsson	58	4	18	22	22
Wayne Primeau	75	3	19	22	131
Janne Laukkanen	50	3	17	20	34
Aleksey Morozov	66	5	14	19	34
Darius Kasparaitis	77	3	16	19	111
Rene Corbet	43	8	9	17	57
Andrew Ference	36	4	11	15	28
Milan Kraft	42	7	7	14	8
Kip Miller	33	3	8	11	6
Frantisek Kucera	55	2	7	9	12
Toby Petersen	12	2	6	8	4
Ian Moran	40	3	4	7	28
Dan LaCouture	48	2	4	6	43
Michal Rozsival	30	1	4	5	26
Krzysztof Oliwa	36	1	4	5	165
Marc Bergevin	38	1	4	5	26
Bob Boughner	58	1	3	4	147
Billy Tibbetts	29	1	2	3	79
Bobby Dollas	21	1	1	2	18
Steve McKenna	54	1	1	2	119
Josef Melichar	18	0	2	2	21
J. S. Aubin	36	0	1	1	4
Greg Crozier	1	0	0	0	0
Dennis Bonvie	3	0	0	0	0
Rich Parent	7	0	0	0	0
Johan Hedberg	9	0	0	0	0
Garth Snow	35	0	0	0	8

GAMES

DATE	RESULT	SCORE	OPPONENT
Oct. 6	L	1-3	NASHVILLE
Oct. 7	W	3-1	Nashville
Oct. 13	W	3-2	TAMPA BAY
Oct. 14	W	8-6	NY RANGERS
Oct. 18	L	2-3	CAROLINA
Oct. 19	T	3-3*	Ottawa
Oct. 21	W	5-2	COLUMBUS
Oct. 25	L	2-3	OTTAWA
Oct. 27	W	4-1	NY Rangers
Oct. 28	L	0-9	NEW JERSEY
Nov. 1	L	2-3	San Jose
Nov. 3	W	4-2	Vancouver
Nov. 4	T	1-1*	Calgary
Nov. 8	W	5-2	PHILADELPHIA
Nov. 10	W	4-2	New Jersey
Nov. 11	W	5-2	EDMONTON
Nov. 13	L	2-3*	Colorado
Nov. 16	L	3-4	St. Louis
Nov. 18	W	3-1	ATLANTA
Nov. 22	L	1-3	CAROLINA
Nov. 24	W	1-0	Philadelphia
Nov. 25	T	2-2*	LOS ANGELES
Nov. 28	L	1-3	Boston
Dec. 1	W	6-4	Buffalo
Dec. 2	L	2-3	BUFFALO
Dec. 5	W	4-2	Ottawa
Dec. 6	L	2-3	BOSTON
Dec. 9	L	1-5	Toronto
Dec. 10	W	4-3	Detroit
Dec. 13	L	4-7	TORONTO
Dec. 15	L	1-4	FLORIDA
Dec. 16	T	4-4*	Montreal
Dec. 20	T	2-2*	Florida
Dec. 21	T	1-1*	Tampa Bay
Dec. 23	L	2-8	DALLAS
Dec. 26	W	5-3	Buffalo
Dec. 27	W	5-0	TORONTO
Dec. 30	W	5-3	OTTAWA
Jan. 3	W	3-2	WASHINGTON
Jan. 5	L	3-4	MONTREAL
Jan. 8	W	5-3	Washington
Jan. 9	L	2-5	Boston
Jan. 12	W	4-3	NY ISLANDERS

DATE	RESULT	SCORE	OPPONENT
Jan. 13	L	5-6	NY Islanders
Jan. 15	W	3-2	ANAHEIM
Jan. 17	L	4-5	Phoenix
Jan. 19	L	5-6*	Dallas
Jan. 21	W	4-0	Chicago
Jan. 24	W	3-1	MONTREAL
Jan. 27	W	5-1	ATLANTA
Jan. 30	W	6-3	Atlanta
Jan. 31	L	1-5	PHILADELPHIA
Feb. 7	W	9-4	PHILADELPHIA
Feb. 10	W	5-4*	NEW JERSEY
Feb. 11	L	2-4	Minnesota
Feb. 14	W	2-1	MINNESOTA
Feb. 16	T	4-4*	New Jersey
Feb. 17	W	3-2*	Columbus
Feb. 19	L	1-5	Colorado
Feb. 21	W	3-2*	FLORIDA
Feb. 23	W	6-4	NY RANGERS
Feb. 25	W	6-1	NY ISLANDERS
Feb. 28	L	2-4	Montreal
Mar. 2	W	7-5	NY Rangers
Mar. 3	L	3-4	Washington
Mar. 7	L	3-4	WASHINGTON
Mar. 8	W	5-3	Atlanta
Mar. 10	W	6-3	CALGARY
Mar. 12	T	3-3*	NY Rangers
Mar. 14	L	1-3	NY ISLANDERS
Mar. 16	W	6-3	Florida
Mar. 17	L	1-5	Tampa Bay
Mar. 20	T	2-2*	BOSTON
Mar. 23	L	3-5	Carolina
Mar. 25	W	4-2	New Jersey
Mar. 27	W	4-1	BUFFALO
Mar. 29	W	5-2	CHICAGO
Mar. 31	W	5-3	ST. LOUIS
Apr. 2	L	1-4	NY Islanders
Apr. 4	W	4-2	TAMPA BAY
Apr. 7	L	3-4*	Philadelphia
Apr. 8	W	6-4	Carolina

* - Overtime

Home games in all CAPS

42-28-9-3, 3RD, ATLANTIC DIVISION

table of
contentsteam
information

players

2008-09
season

opponents

history

playoff
historymedia
information2009-10
schedule

2001-02

HIGHLIGHTS

- Rick Kehoe replaces Ivan Hlinka as head coach, Oct. 15.
- Toby Petersen records his first career hat trick, Oct. 16 vs. Ottawa.
- Johan Hedberg records his first career regular season shutout by making 29 saves against the Senators, Oct. 18.
- Alexei Kovalev records his 500th career point, Dec. 11 at Washington.
- Mario Lemieux records five points (2+3) during a 5-1 win against Tampa Bay on Jan. 23.
- Lemieux records career point 1,600 in a 5-4 loss to the Los Angeles Kings, Feb. 27.

TRANSACTIONS

Jan. 4, 2002 - Claimed Randy Robitaille off waivers from Los Angeles.

Mar. 15, 2002 - Claimed Shean Donovan off waivers from Atlanta.

Mar. 17, 2002 - Acquired Kent Manderville from Philadelphia for Billy Tibbetts.

Mar. 19, 2002 - Acquired Ville Nieminen and Rick Berry from Colorado for Darius Kasparaitis.

GOALTENDERS

GOALIE	W-L-T	GP	MP	GA	SO	GAA
Johan Hedberg	25-34-7	66	3877	178	6	2.75
J. S. Aubin	3-12-1	21	1094	65	0	3.56
TOTALS	28-46-8	82	4994	249	6	2.99

SCORING

PLAYERS	GP	G	A	PTS	PIM
Alexei Kovalev	67	32	44	76	80
Jan Hrdina	79	24	33	57	50
Robert Lang	62	18	32	50	16
Aleksey Morozov	72	20	29	49	16
Randy Robitaille	58	14	23	37	33
Mario Lemieux	24	6	25	31	14
Michal Rozsival	79	9	20	29	47
Ville Nieminen	66	11	16	27	38
Stephane Richer	58	13	12	25	14
Kris Beech	79	10	15	25	45
Toby Petersen	79	8	10	18	4
Dan LaCouture	82	6	11	17	71
Milan Kraft	68	8	8	16	16
Shean Donovan	61	8	7	15	44
Jeff Toms	52	9	5	14	14
Darius Kasparaitis	69	2	12	14	123
Janne Laukkanen	47	6	7	13	28
Andrew Ference	75	4	7	11	73
Wayne Primeau	33	3	7	10	18
Ian Moran	64	2	8	10	54
Martin Straka	13	5	4	9	0
Kent Manderville	38	3	5	8	12
Jamie Pushor	76	0	8	8	84
Hans Jonsson	53	2	5	7	22
Billy Tibbetts	33	1	5	6	109
Kevin Stevens	32	1	4	5	25
John Jakopin	19	0	4	4	42
Tom Kostopoulos	11	1	2	3	9
Josef Melichar	60	0	3	3	68
Mike Wilson	21	1	1	2	17
Krzysztof Oliwa	57	0	2	2	150
Rick Berry	70	0	2	2	81
Shane Endicott	4	0	1	1	4
Eric Meloche	23	0	1	1	8
Johan Hedberg	66	0	1	1	22
J. S. Aubin	21	0	0	0	0

GAMES

DATE	RESULT	SCORE	OPPONENT
Oct. 3	L	1-3	COLORADO
Oct. 6	L	2-4	ANAHEIM
Oct. 10	L	3-6	NY ISLANDERS
Oct. 14	L	1-4	Buffalo
Oct. 16	W	5-2	OTTAWA
Oct. 18	W	3-0	Ottawa
Oct. 20	L	1-2*	St. Louis
Oct. 23	W	4-2	Atlanta
Oct. 24	W	3-2	DALLAS
Oct. 27	L	0-4	Toronto
Oct. 28	T	2-2*	FLORIDA
Oct. 31	L	0-3	Philadelphia
Nov. 1	W	3-1	TORONTO
Nov. 3	W	2-1*	TAMPA BAY
Nov. 6	T	2-2*	Carolina
Nov. 7	L	0-2	Florida
Nov. 10	L	2-3*	Tampa Bay
Nov. 13	W	5-1	New Jersey
Nov. 14	T	3-3*	NY ISLANDERS
Nov. 17	W	1-0*	NY RANGERS
Nov. 21	L	1-4	VANCOUVER
Nov. 23	L	0-5	Nashville
Nov. 24	W	3-1	BUFFALO
Nov. 27	W	6-0	NEW JERSEY
Nov. 29	L	0-5	San Jose
Dec. 1	L	2-5	Phoenix
Dec. 4	W	1-0	Toronto
Dec. 6	W	4-1	Boston
Dec. 8	W	6-3	ATLANTA
Dec. 11	T	2-2*	Washington
Dec. 12	L	2-4	BOSTON
Dec. 14	L	2-5	MINNESOTA
Dec. 16	L	0-7	CAROLINA
Dec. 19	L	1-3	MONTREAL
Dec. 21	W	4-3	WASHINGTON
Dec. 22	T	4-4*	Washington
Dec. 26	L	0-4	New Jersey
Dec. 29	L	2-5	OTTAWA
Jan. 3	L	2-4	NY Islanders
Jan. 5	W	4-1	NY RANGERS
Jan. 6	L	0-2	Chicago
Jan. 8	L	2-3	BOSTON
Jan. 10	W	2-0	Buffalo

DATE	RESULT	SCORE	OPPONENT
Jan. 12	L	1-4	St. Louis
Jan. 15	L	2-5	Vancouver
Jan. 17	W	6-4	Calgary
Jan. 19	W	1-0	Edmonton
Jan. 21	W	5-2	PHILADELPHIA
Jan. 23	W	5-1	TAMPA BAY
Jan. 24	W	5-4*	NY Islanders
Jan. 26	W	3-2*	ATLANTA
Jan. 29	L	2-3*	Philadelphia
Jan. 30	L	3-6	SAN JOSE
Feb. 5	T	3-3*	Carolina
Feb. 7	L	0-1	Montreal
Feb. 9	L	1-2*	NEW JERSEY
Feb. 10	L	3-4	NY RANGERS
Feb. 12	L	1-5	Ottawa
Feb. 27	L	4-5	LOS ANGELES
Feb. 28	W	4-3*	Columbus
Mar. 2	L	2-4	DETROIT
Mar. 4	W	4-2	NY Islanders
Mar. 5	W	6-5*	FLORIDA
Mar. 7	L	1-3	CAROLINA
Mar. 9	W	3-2*	NY RANGERS
Mar. 11	L	2-4	COLUMBUS
Mar. 13	L	2-4	Anaheim
Mar. 16	L	3-4	Los Angeles
Mar. 18	W	4-2	Atlanta
Mar. 20	L	1-3	PHOENIX
Mar. 23	T	4-4*	PHILADELPHIA
Mar. 24	W	6-2	WASHINGTON
Mar. 27	L	3-4	NEW JERSEY
Mar. 30	L	1-2*	Montreal
Apr. 1	L	0-3	MONTREAL
Apr. 3	L	2-3	Florida
Apr. 4	L	2-4	Tampa Bay
Apr. 6	L	1-3	Philadelphia
Apr. 8	L	2-3	NY Rangers
Apr. 10	T	4-4*	BUFFALO
Apr. 12	L	2-5	TORONTO
Apr. 13	L	1-7	Boston

* - Overtime

Home games in all CAPS

28-41-8-5, 5TH, ATLANTIC DIVISION

table of
contentsteam
information

players

2008-09
season

opponents

history

playoff
historymedia
information2009-10
schedule

2002-03

HIGHLIGHTS

- Martin Straka records his 300th assist on Dec. 7 against the NY Islanders.
- Sebastien Caron stops 31 shots in his first NHL start, a 2-1 win against the Boston Bruins on Jan. 13.
- Mario Lemieux records his 1,000th career assist, recording four helpers in a 5-2 win in Boston on Feb. 8.
- Mario Lemieux nets his team record 11th career OT goal in a 4-3 win against the Edmonton Oilers, Feb. 18.
- Martin Straka records his 500th NHL point with a goal Mar. 18 against the Detroit Red Wings.

TRANSACTIONS

Feb. 9, 2003 - Acquired Shawn Heins from San Jose for a conditional draft pick.

Feb. 10, 2003 - Acquired Mikael Samuelsson, Rico Fata, Richard Lintner and Joel Bouchard from the NY Rangers for Alexei Kovalev, Dan LaCouture, Mike Wilson and Janne Laukkanen.

Mar. 11, 2003 - Acquired Matt Bradley from San Jose for Wayne Primeau.

Mar. 11, 2003 - Acquired Ramzi Abid, Guillaume Lefebvre and Dan Focht from Phoenix for Jan Hrdina and Francois Leroux.

GOALTENDERS

GOALIE	W-L-T	GP	MP	GA	SO	GAA
Sebastien Caron	7-14-2	24	1408	62	2	2.64
J. S. Aubin	6-13-0	21	1132	59	1	3.13
Johan Hedberg	14-22-4	41	2410	126	1	3.14
TOTALS	27-49-6	82	4972	255	4	3.08

SCORING

PLAYERS	GP	G	A	PTS	PIM
Mario Lemieux	67	28	63	91	43
Martin Straka	60	18	28	46	12
Dick Tarnstrom	61	7	34	41	50
Aleksey Morozov	27	9	16	25	16
Mikael Samuelsson	80	10	14	24	40
Ville Nieminen	75	9	12	21	93
Rico Fata	63	7	12	19	16
Ramzi Abid	33	10	8	18	32
Mathias Johansson	58	5	10	15	16
Joel Bouchard	34	5	8	13	14
Milan Kraft	31	7	5	12	10
Tomas Surovy	26	4	7	11	10
Steve McKenna	79	9	1	10	128
Michal Rozsival	53	4	6	10	40
Alexandre Daigle	33	4	3	7	8
Kent Manderville	82	2	5	7	46
Eric Meloche	13	5	1	6	4
Richard Lintner	29	4	2	6	10
Michal Sivek	38	3	3	6	14
Guillaume Lefebvre	26	2	4	6	4
Hans Jonsson	63	1	4	5	36
Jamie Pushor	76	3	1	4	76
Brian Holzinger	14	1	3	4	8
Shawn Heins	47	1	2	3	42
Dan Focht	22	0	3	3	29
Johan Hedberg	41	0	2	2	18
Vladimir Vujtek	5	0	1	1	0
Tom Kostopoulos	8	0	1	1	0
Kris Beech	12	0	1	1	6
J. S. Aubin	21	0	1	1	2
Konstantin Koltsov	2	0	0	0	0
Ross Lupaschuk	3	0	0	0	4
Brooks Orpik	6	0	0	0	2
Josef Melichar	8	0	0	0	2
Sebastien Caron	24	0	0	0	6

GAMES

DATE	RESULT	SCORE	OPPONENT
Oct. 10	L	0-6	TORONTO
Oct. 12	W	6-0	NY RANGERS
Oct. 14	W	5-4	Toronto
Oct. 16	W	3-2	ATLANTA
Oct. 19	T	3-3*	TAMPA BAY
Oct. 22	T	3-3*	Montreal
Oct. 25	L	3-7	Detroit
Oct. 26	W	5-2	BUFFALO
Oct. 28	W	3-2	WASHINGTON
Oct. 30	W	4-1	Ottawa
Nov. 2	W	5-3	TAMPA BAY
Nov. 6	L	3-4*	Florida
Nov. 8	L	1-4	Tampa Bay
Nov. 9	L	2-3	Carolina
Nov. 14	T	1-1*	Minnesota
Nov. 16	L	2-3	NY ISLANDERS
Nov. 18	L	4-5*	Montreal
Nov. 20	L	2-3*	MONTREAL
Nov. 22	W	3-1	Atlanta
Nov. 23	W	4-1	SAN JOSE
Nov. 27	W	7-2	PHILADELPHIA
Nov. 29	W	4-1	Buffalo
Nov. 30	L	2-3	BOSTON
Dec. 3	L	1-4	WASHINGTON
Dec. 6	L	1-3	New Jersey
Dec. 7	L	3-6	NY ISLANDERS
Dec. 10	L	2-4	Toronto
Dec. 12	L	2-5	San Jose
Dec. 14	L	2-3*	Los Angeles
Dec. 15	L	0-5	Anaheim
Dec. 17	L	2-5	Phoenix
Dec. 19	L	1-3	NEW JERSEY
Dec. 21	W	2-0	CALGARY
Dec. 23	W	5-2	BUFFALO
Dec. 26	W	6-1	NY Rangers
Dec. 28	W	3-2	MONTREAL
Dec. 30	L	2-3*	ATLANTA
Dec. 31	L	2-5	Columbus
Jan. 3	W	4-1	Atlanta
Jan. 4	W	3-2*	NY ISLANDERS
Jan. 7	L	3-6	NY Islanders
Jan. 9	L	2-4	TORONTO
Jan. 11	L	1-3	NY RANGERS

DATE	RESULT	SCORE	OPPONENT
Jan. 13	W	2-1	Boston
Jan. 15	W	2-0	Carolina
Jan. 17	W	3-2	Tampa Bay
Jan. 18	L	0-3	Florida
Jan. 21	T	0-0*	Buffalo
Jan. 23	L	1-4	BOSTON
Jan. 25	W	5-3	CHICAGO
Jan. 28	L	2-5	NY Islanders
Jan. 30	L	1-2	Washington
Feb. 4	L	2-3	VANCOUVER
Feb. 6	L	0-6	FLORIDA
Feb. 8	W	5-2	Boston
Feb. 12	L	0-3	OTTAWA
Feb. 14	L	0-1	NY Rangers
Feb. 15	W	4-1	New Jersey
Feb. 18	W	4-3*	EDMONTON
Feb. 20	L	2-5	COLORADO
Feb. 22	W	2-1*	ST. LOUIS
Feb. 23	L	3-4	NEW JERSEY
Feb. 25	L	3-5	LOS ANGELES
Feb. 27	L	0-6	Nashville
Mar. 1	L	1-4	Colorado
Mar. 2	L	1-3	Dallas
Mar. 4	L	1-4	PHOENIX
Mar. 6	L	0-4	CAROLINA
Mar. 8	L	1-5	OTTAWA
Mar. 9	L	2-4	Ottawa
Mar. 12	T	2-2*	NASHVILLE
Mar. 15	L	1-4	PHILADELPHIA
Mar. 16	L	2-4	FLORIDA
Mar. 18	L	1-5	DETROIT
Mar. 20	L	2-4	Philadelphia
Mar. 21	L	1-3	New Jersey
Mar. 23	T	1-1*	Chicago
Mar. 26	W	3-1	NY Rangers
Mar. 29	L	0-3	Philadelphia
Mar. 31	L	1-6	PHILADELPHIA
Apr. 2	W	3-2	CAROLINA
Apr. 5	L	3-5	Washington

* - Overtime

Home games in all CAPS

27-44-6-5, 5TH, ATLANTIC DIVISION

table of
contentsteam
information

players

2008-09
season

opponents

history

playoff
historymedia
information2009-10
schedule

2003-04

HIGHLIGHTS

- Eddie Olczyk is named head coach of the Penguins on June 11.
- Goaltender Marc-Andre Fleury stops 46 shots in his first game, a 3-0 loss to Los Angeles on Oct. 10. Left wing Ryan Malone also became the first Pittsburgh-born and trained player to play in the NHL.
- Mario Lemieux picks up an assist against the NY Islanders on Oct. 29 to become the sixth player in NHL history to reach the 1,700-point mark. He achieves it in 887 games, second-fastest in league history.
- Marc-Andre Fleury notches his first shutout on Oct. 30. He stopped 20 shots in a 1-0 win over the Chicago Blackhawks.

TRANSACTIONS

Nov. 30, 2003 - Acquired Sergei Anshakov and Martin Strbak from Los Angeles for Martin Straka.

Feb. 11, 2004 - Acquired Ric Jackman from Toronto for Drake Berehowsky.

Mar. 4, 2004 - Claimed Jon Sim off waivers from Los Angeles.

Mar. 8, 2004 - Acquired Alain Nasreddine from the New York Islanders for Steve Webb.

Mar. 9, 2004 - Acquired Lasse Pirjeta from Columbus for Brian Holzinger.

GOALTENDERS

GOALIE	W-L-T	GP	MP	GA	SO	GAA
Martin Brochu	0-0-0	1	33	1	0	1.82
J.S. Aubin	7-9-0	22	1067	53	1	2.98
Andy Chiodo	3-4-1	8	486	28	0	3.46
Marc-Andre Fleury	4-14-2	21	1154	70	1	3.64
Sebastien Caron	9-24-5	40	2213	138	1	3.74
TOTALS	23-51-8	82	4984	303	3	3.65

SCORING

PLAYERS	GP	G	A	PTS	PIM
Dick Tarnstrom	80	16	36	52	38
Aleksey Morozov	75	16	34	50	24
Ryan Malone	81	22	21	43	64
Milan Kraft	66	19	21	40	18
Rico Fata	73	16	18	34	54
Konstantin Koltsov	82	9	20	29	30
Tomas Surovy	47	11	12	23	16
Tom Kostopoulos	60	9	13	22	67
Lasse Pirjeta	70	8	14	22	20
Drake Berehowsky	47	5	16	21	50
Brian Holzinger	61	6	15	21	38
Mike Eastwood	82	4	15	19	40
Jon Sim	63	8	10	18	33
Matt Bradley	82	7	9	16	65
Martin Strbak	49	5	11	16	46
Landon Wilson	54	6	4	10	47
Eric Meloche	25	3	7	10	20
Brooks Orpik	79	1	9	10	127
Mario Lemieux	10	1	8	9	6
Marc Bergevin	52	1	8	9	27
Josef Melichar	82	3	5	8	62
Patrick Boileau	16	3	4	7	8
Ramzi Abid	16	3	2	5	27
Dan Focht	52	2	3	5	105
Kelly Buchberger	71	1	3	4	109
Matt Hussey	3	2	1	3	0
Rob Scuderi	13	1	2	3	4
Steve McKenna	49	1	2	3	85
Matt Murley	18	1	1	2	14
Kris Beech	4	0	1	1	6
Martin Brochu	1	0	0	0	0
Reid Simpson	2	0	0	0	17
Steve Webb	5	0	0	0	2
Nolan Baumgartner	5	0	0	0	2
Andy Chiodo	8	0	0	0	2
Marc-Andre Fleury	21	0	0	0	0
Jean-Sebastien Aubin	22	0	0	0	2
Sebastien Caron	40	0	0	0	6

GAMES

DATE	RESULT	SCORE	OPPONENT
Oct. 10	L	0-3	LOS ANGELES
Oct. 11	T	3-3*	Philadelphia
Oct. 16	L	1-4	Montreal
Oct. 18	W	4-3	DETROIT
Oct. 22	T	1-1*	CAROLINA
Oct. 24	L	1-2	NEW JERSEY
Oct. 25	L	2-7	NY Islanders
Oct. 29	T	4-4*	NY ISLANDERS
Oct. 30	W	1-0	Chicago
Nov. 1	W	3-2*	BOSTON
Nov. 4	L	2-4	Toronto
Nov. 7	L	3-6	Florida
Nov. 8	L	0-9	Tampa Bay
Nov. 12	L	2-6	NY Rangers
Nov. 14	W	2-1*	Buffalo
Nov. 15	L	2-3	FLORIDA
Nov. 19	L	2-6	MINNESOTA
Nov. 21	L	1-2*	New Jersey
Nov. 22	W	2-1*	OTTAWA
Nov. 26	T	1-1*	PHILADELPHIA
Nov. 28	L	1-4	NY RANGERS
Nov. 29	L	3-4	Carolina
Dec. 1	W	4-3	ATLANTA
Dec. 3	L	2-5	Philadelphia
Dec. 6	L	3-4	Edmonton
Dec. 7	L	1-6	Calgary
Dec. 9	OTL	1-2	Vancouver
Dec. 12	L	3-6	Atlanta
Dec. 13	W	5-3	COLUMBUS
Dec. 16	W	2-1	BUFFALO
Dec. 18	OTL	1-2*	Carolina
Dec. 20	L	4-7	ATLANTA
Dec. 22	L	1-4	Montreal
Dec. 26	T	3-3*	OTTAWA
Dec. 27	L	0-2	NEW JERSEY
Dec. 29	W	1-0	CHICAGO
Dec. 31	L	1-6	NY ISLANDERS
Jan. 1	L	2-3	Nashville
Jan. 3	L	1-4	NY RANGERS
Jan. 5	L	0-5	TORONTO
Jan. 7	W	4-2	New Jersey
Jan. 8	L	1-3	Boston
Jan. 10	L	0-8	MONTREAL

DATE	RESULT	SCORE	OPPONENT
Jan. 12	W	2-1	Philadelphia
Jan. 13	L	1-3	TAMPA BAY
Jan. 16	L	2-4	Minnesota
Jan. 18	L	3-4	Washington
Jan. 20	L	0-3	NEW JERSEY
Jan. 22	L	5-6	Ottawa
Jan. 24	L	3-5	COLORADO
Jan. 27	L	2-6	TAMPA BAY
Jan. 29	L	1-5	Tampa Bay
Jan. 31	L	3-5	PHILADELPHIA
Feb. 1	L	1-4	Boston
Feb. 3	L	3-4	MONTREAL
Feb. 10	L	3-6	BOSTON
Feb. 12	L	1-5	Florida
Feb. 14	OTL	2-3*	St. Louis
Feb. 16	L	4-8	TORONTO
Feb. 18	L	3-4	NY Islanders
Feb. 20	L	0-2	FLORIDA
Feb. 22	L	3-6	OTTAWA
Feb. 25	W	4-3*	Phoenix
Feb. 27	L	2-4	San Jose
Feb. 29	W	3-2*	NY Islanders
Mar. 2	T	3-3*	NY ISLANDERS
Mar. 4	L	4-9	NASHVILLE
Mar. 6	W	2-1	ANAHEIM
Mar. 7	W	7-4	NY RANGERS
Mar. 9	W	4-0	DALLAS
Mar. 11	W	3-2	Toronto
Mar. 14	T	3-3*	PHILADELPHIA
Mar. 16	W	4-1	WASHINGTON
Mar. 17	L	1-6	New Jersey
Mar. 19	W	4-3*	CAROLINA
Mar. 21	W	4-3*	NY RANGERS
Mar. 23	W	5-2	NY Rangers
Mar. 26	L	1-5	Buffalo
Mar. 27	T	2-2*	BUFFALO
Mar. 30	L	2-4	Washington
Apr. 2	W	3-2	Atlanta
Apr. 4	W	4-3	WASHINGTON

* - Overtime

Home games in all CAPS

23-47-8-4, 5TH, ATLANTIC DIVISION

table of
contentsteam
information

players

2008-09
season

opponents

history

playoff
historymedia
information2009-10
schedule

2005-06

HIGHLIGHTS

- Penguins win NHL Draft Lottery and select Sidney Crosby first-overall in the NHL Entry Draft.
- Mario Lemieux appears in his 900th career game on Oct. 29.
- Sidney Crosby's dramatic goal against the Montreal Canadiens gives the Penguins their first-ever overtime shootout win.
- Mario Lemieux records a point in his last NHL game on Dec. 16.
- Sidney Crosby becomes youngest player in NHL history to reach 100 points. He finished with 102, breaking Lemieux's team rookie record (100).

TRANSACTIONS

July 30, 2005 - Penguins select Sidney Crosby first overall in NHL Entry Draft.

Dec. 15, 2005 - Named Michel Therrien head coach.

Jan. 24, 2006 - Mario Lemieux announced his retirement.

Mar. 9, 2006 - Acquired Janie Rita and Cory Cross from Edmonton for Dick Tarnstrom

Mar. 9, 2006 - Acquired Krystofer Kolanos, Niklas Nordgren and a 2007 second-round pick from Carolina for Mark Recchi.

GOALTENDERS

GOALIE	W-L-T	GP	MP	GA	SO	GAA
Marc-Andre Fleury	13-27-6	50	2,810	152	1	3.25
Sebastien Caron	8-9-5	26	1,313	87	1	3.98
Jocelyn Thibault	1-9-3	16	807	60	0	4.46
Dany Sabourin	0-1-0	1	21	4	0	11.43
TOTALS	25-37-18	80	4800	321	0	4.01

SCORING

PLAYERS	GP	G	A	PTS	PIM
Sidney Crosby	81	39	63	102	110
Sergei Gonchar	75	12	46	58	100
John LeClair	73	22	29	51	61
Ryan Malone	77	22	22	44	63
Ziggy Palffy	42	11	31	42	12
Colby Armstrong	47	16	24	40	58
Ryan Whitney	68	6	32	38	85
Michel Ouellet	50	16	16	32	16
Andy Hilbert	47	12	15	27	38
Tomas Surovy	53	12	13	25	45
Mario Lemieux	26	7	15	22	16
Eric Boguniecki	47	6	10	16	33
Josef Melichar	72	3	12	15	66
Erik Christensen	33	6	7	13	34
Jani Rita	51	6	4	10	10
Konstantin Koltsov	60	3	6	9	20
Brooks Orpik	64	2	7	9	124
Maxime Talbot	48	5	3	8	59
Lasse Pirjeta	25	4	3	7	18
Niklas Nordgren	58	4	2	6	34
Matt Murley	41	1	5	6	24
Noah Welch	5	1	3	4	2
Rob Scuderi	57	0	4	4	36
Andre Roy	42	2	1	3	116
Shane Endicott	41	1	1	2	43
Eric Cairns	50	1	1	2	124
Ryan VandenBussche	20	1	0	1	42
Matt Hussey	13	0	1	1	0
Lyle Odelein	27	0	1	1	50
Guillaume Lefebvre	9	0	0	0	9
Alain Nasreddine	6	0	0	0	8

GAMES

DATE	RESULT	SCORE	OPPONENT	DATE	RESULT	SCORE	OPPONENT
Oct. 5	L	1-5	New Jersey	Jan. 13	L	1-4	Chicago
Oct. 7	SOL	2-3	Carolina	Jan. 15	L	4-5	Nashville
Oct. 8	OTL	6-7	BOSTON	Jan. 16	L	2-4	VANCOUVER
Oct. 10	OTL	2-3	Buffalo	Jan. 19	L	2-4	NY RANGERS
Oct. 14	OTL	5-6	Philadelphia	Jan. 21	L	1-2	PHILADELPHIA
Oct. 15	L	1-3	TAMPA BAY	Jan. 23	L	2-4	Philadelphia
Oct. 20	L	3-6	NEW JERSEY	Jan. 25	W	8-1	WASHINGTON
Oct. 22	L	3-6	Boston	Jan. 26	SOL	3-4	NY Islanders
Oct. 25	OTL	3-4	FLORIDA	Jan. 28	L	1-7	NY Rangers
Oct. 27	W	7-5	ATLANTA	Feb. 1	L	1-3	NY Rangers
Oct. 29	L	3-5	CAROLINA	Feb. 2	L	2-7	OTTAWA
Nov. 1	OTW	4-3	New Jersey	Feb. 4	SOL	4-5	NY ISLANDERS
Nov. 3	W	5-1	NY Islanders	Feb. 6	L	2-5	Ottawa
Nov. 5	L	3-6	Boston	Feb. 8	L	1-3	BOSTON
Nov. 7	W	3-2	NY Rangers	Feb. 10	W	4-3	Carolina
Nov. 9	L	0-5	Atlanta	Feb. 11	W	6-3	Washington
Nov. 10	SOW	3-2	MONTREAL	Mar. 1	L	3-4	OTTAWA
Nov. 12	L	1-6	NY RANGERS	Mar. 4	L	5-7	CAROLINA
Nov. 14	SOL	2-3	NY ISLANDERS	Mar. 7	SOL	4-5	TAMPA BAY
Nov. 16	OTW	3-2	Philadelphia	Mar. 8	L	3-6	Washington
Nov. 19	L	3-6	PHILADELPHIA	Mar. 11	W	6-3	NEW JERSEY
Nov. 22	W	5-4	WASHINGTON	Mar. 12	W	2-0	PHILADELPHIA
Nov. 25	L	3-6	Florida	Mar. 16	L	1-2	New Jersey
Nov. 27	L	1-4	Tampa Bay	Mar. 18	W	5-4	Montreal
Nov. 29	L	2-3	BUFFALO	Mar. 19	L	0-1	TORONTO
Dec. 1	L	1-2	NY Rangers	Mar. 21	L	2-5	Ottawa
Dec. 3	L	2-3	CALGARY	Mar. 24	OTW	4-3	NY ISLANDERS
Dec. 8	L	0-5	MINNESOTA	Mar. 26	L	5-6	MONTREAL
Dec. 10	L	2-3	COLORADO	Mar. 29	L	3-5	FLORIDA
Dec. 12	L	1-3	Detroit	Mar. 31	W	4-0	NY Islanders
Dec. 13	L	0-3	St. Louis	Apr. 2	OTL	2-3	NEW JERSEY
Dec. 16	OTL	3-4	BUFFALO	Apr. 5	L	4-6	New Jersey
Dec. 17	L	3-4	Buffalo	Apr. 7	W	5-1	Florida
Dec. 23	L	4-5	PHIALDELPHIA	Apr. 8	L	0-1	Tampa Bay
Dec. 27	OTL	2-3	TORONTO	Apr. 11	L	3-4	Philadelphia
Dec. 29	W	6-2	NEW JERSEY	Apr. 13	W	5-3	NY RANGERS
Dec. 31	OTW	4-3	NY RANGERS	Apr. 15	SOL	4-5	NY Islanders
Jan. 2	OTL	2-3	Toronto	Apr. 17	W	6-1	NY ISLANDERS
Jan. 3	W	6-4	Montreal	Apr. 18	L	3-5	Toronto
Jan. 6	L	4-6	Atlanta				
Jan. 7	L	3-4	ATLANTA				
Jan. 10	L	1-3	EDMONTON				
Jan. 11	L	1-6	Columbus				

* - Overtime

Home games in all CAPS

22-46-14, 5TH, ATLANTIC DIVISION

table of
contentsteam
information

players

2008-09
season

opponents

history

playoff
historymedia
information2009-10
schedule

2006-07

HIGHLIGHTS

- Penguins select Jordan Staal with the second-overall choice in the NHL Entry Draft.
- Sidney Crosby becomes the youngest player in North American major sports history to win a scoring title after posting 120 points (36+84) at 19 years old.
- The Penguins have a 47-point improvement, which is the fourth-biggest turnaround in NHL history.
- The Penguins reached the playoffs for the first time since 2001.
- Sidney Crosby captures the Hart, Pearson and Art Ross trophies.
- Evgeni Malkin earns Calder Trophy as league's top rookie.

TRANSACTIONS

June 24, 2006 - Penguins select Jordan Staal second overall in NHL Entry Draft.

Feb. 27, 2007 - Acquired forward Gary Roberts from Florida for Noah Welch.

Feb. 27, 2007 - Acquired Georges Laraque from Phoenix for a 2008 third-round draft pick and Daniel Carcillo.

Feb. 27, 2007 - Acquired a 2007 third-round choice from Minnesota for Dominic Moore.

GOALTENDERS

GOALIE	W-L-T	GP	MP	GA	SO	GAA
Marc-Andre Fleury	40-16-9	67	3,906	184	5	2.83
Jocelyn Thibault	7-8-2	22	1,102	52	1	2.83
TOTALS	25-37-18	80	4800	321	0	4.01

SCORING

PLAYERS	GP	G	A	PTS	PIM
Sidney Crosby	79	36	84	120	60
Evgeni Malkin	78	33	52	85	80
Mark Recchi	82	24	44	68	62
Sergei Gonchar	82	13	54	67	72
Ryan Whitney	81	14	45	59	77
Michel Ouellet	73	19	29	48	30
Jordan Staal	81	29	13	42	24
Gary Roberts	69	20	22	42	97
Colby Armstrong	80	12	22	34	67
Erik Christensen	61	18	15	33	26
Ryan Malone	64	16	15	31	71
Maxime Talbot	75	13	11	24	53
Georges Laraque	73	5	19	24	70
Jarkko Ruutu	81	7	9	16	125
Nils Ekman	34	6	9	15	24
Josef Melichar	70	1	11	12	44
Rob Scuderi	78	1	10	11	28
Joel Kwiatkowski	42	5	5	10	20
John LeClair	21	2	5	7	12
Ronald Petrovicky	31	3	3	6	28
Brooks Orpik	70	0	6	6	82
Chris Thorburn	39	3	2	5	69
Alain Nasreddine	44	1	4	5	18
Mark Eaton	35	0	3	3	16
Kris Letang	7	2	0	2	4
Micki Dupont	3	0	1	1	4
Eric Cairns	1	0	0	0	5

GAMES

DATE	RESULT	SCORE	OPPONENT
Oct. 5	W	4-0	PHILADELPHIA
Oct. 7	L	0-2	DETROIT
Oct. 12	W	6-5	NY Rangers
Oct. 14	L	1-5	CAROLINA
Oct. 18	L	1-2	NEW JERSEY
Oct. 19	OTW	4-3*	NY Islanders
Oct. 21	W	5-3	COLUMBUS
Oct. 24	W	4-2	NEW JERSEY
Oct. 28	W	8-2	Philadelphia
Nov. 1	OTW	4-3*	Los Angeles
Nov. 4	L	2-3	San Jose
Nov. 6	OTL	2-3*	Anaheim
Nov. 8	OT	3-4*	TAMPA BAY
Nov. 10	L	3-6	OTTAWA
Nov. 11	L	2-6	Carolina
Nov. 13	W	3-2	PHILADELPHIA
Nov. 17	L	2-4	Buffalo
Nov. 18	W	3-1	NY RANGERS
Nov. 20	W	5-3	Philadelphia
Nov. 22	SOL	3-4*	BOSTON
Nov. 24	L	1-3	NY Islanders
Nov. 25	OTL	1-2*	NY RANGERS
Nov. 28	W	3-2	NY ISLANDERS
Dec. 1	L	2-5	New Jersey
Dec. 2	L	3-5	NY ISLANDERS
Dec. 5	L	2-3	FLORIDA
Dec. 7	SOL	2-3*	NY Rangers
Dec. 9	OTW	4-3*	Atlanta
Dec. 11	SOW	5-4*	Washington
Dec. 13	W	8-4	PHILADELPHIA
Dec. 15	W	7-4	NY ISLANDERS
Dec. 16	L	3-6	Montreal
Dec. 19	L	1-4	ST. LOUIS
Dec. 21	SOL	3-4*	Atlanta
Dec. 26	L	0-3	New Jersey
Dec. 27	L	2-4	ATLANTA
Dec. 29	W	4-1	TORONTO
Jan. 2	W	3-0	CAROLINA
Jan. 5	W	4-2	Buffalo
Jan. 7	SOL	2-3*	TAMPA BAY
Jan. 9	L	2-3	Tampa Bay
Jan. 10	L	2-5	Florida
Jan. 13	W	5-3	Philadelphia

DATE	RESULT	SCORE	OPPONENT
Jan. 16	W	5-2	NY ISLANDERS
Jan. 18	SOL	4-5*	Boston
Jan. 20	W	8-2	TORONTO
Jan. 26	SOW	4-3*	Dallas
Jan. 27	W	7-2	Phoenix
Jan. 30	W	3-0	FLORIDA
Feb. 1	SOW	5-4*	MONTREAL
Feb. 3	W	2-0	WASHINGTON
Feb. 4	OTL	3-4*	Montreal
Feb. 6	W	4-1	NASHVILLE
Feb. 8	SOW	5-4*	Philadelphia
Feb. 10	OTW	6-5*	Toronto
Feb. 14	SOW	5-4*	CHICAGO
Feb. 16	W	5-4	New Jersey
Feb. 18	W	3-2	WASHINGTON
Feb. 19	L	5-6	NY Islanders
Feb. 22	OTW	2-1*	Florida
Feb. 25	L	1-5	Tampa Bay
Feb. 27	L	0-1	NEW JERSEY
Mar. 1	SOW	4-3*	NY Rangers
Mar. 2	L	2-3	Carolina
Mar. 4	SOW	4-3*	PHILADELPHIA
Mar. 6	SOW	5-4*	OTTAWA
Mar. 8	SOL	3-4*	NEW JERSEY
Mar. 10	OTW	3-2*	NY RANGERS
Mar. 13	SOW	5-4*	BUFFALO
Mar. 14	W	3-0	New Jersey
Mar. 16	W	6-3	MONTREAL
Mar. 18	SOW	4-3*	OTTAWA
Mar. 19	L	1-2	NY Rangers
Mar. 22	L	1-3	NY Islanders
Mar. 24	W	2-1	ATLANTA
Mar. 25	W	5-0	BOSTON
Mar. 27	W	4-3	Washington
Mar. 29	W	4-2	Boston
Mar. 31	OTL	4-5*	Toronto
Apr. 3	L	1-4	BUFFALO
Apr. 5	W	3-2	Ottawa
Apr. 7	W	2-1	NY RANGERS

* - Overtime

Home games in all CAPS

47-24-11, 2ND, ATLANTIC DIVISION

table of
contentsteam
information

players

2008-09
season

opponents

history

playoff
historymedia
information2009-10
schedule

2007-08

HIGHLIGHTS

- Sidney Crosby is named team captain on May 31. Crosby became the youngest captain in NHL history at 19 years, nine months, 297 days.
- Sidney Crosby posted a career-best 19-game point streak (11+19). Evgeni Malkin records a career-best 15-game point streak, the longest streak in NHL history by a Russian-born player.
- Sidney Crosby's shootout goal gave Pittsburgh a 2-1 win over Buffalo in the NHL Winter Classic in Orchard Park, NY in front of a record 71,217 fans.
- Petr Sykora tallied his 600th NHL point.
- Evgeni Malkin became the 12th player in Penguins history to break the 100-point plateau
- The Penguins won the Atlantic Division, their first division title since 1997-98 and sixth in club history.
- The Penguins defeated Ottawa (4-0), NY Rangers (4-1) and Philadelphia (4-1) to advance to their third Stanley Cup Final, before falling to Detroit (4-2).
- Sidney Crosby tied for the postseason lead in points with 27 (6+21).

TRANSACTIONS

Feb. 26, 2008 - Obtained Marian Hossa and Pascal Dupuis from Atlanta for Colby Armstrong, Erik Christensen, Angelo Esposito and first-round draft choice in 2008.

Feb. 26, 2008 - Obtained Hall Gill from Toronto for second-round draft choice in 2008 and fifth-round draft choice in 2009.

GOALTENDERS

GOALIE	W-L-T	GP	MP	GA	SO	GAA
Marc-Andre Fleury	19-10-2	35	1857	72	4	2.33
Ty Conklin	18-8-5	33	1866	78	2	2.51
Dany Sabourin	10-9-1	24	1242	57	2	2.75
TOTALS	47-27-8	82	4965	207	8	2.50

SCORING

PLAYERS	GP	G	A	PTS	PIM
Evgeni Malkin	82	47	59	106	78
Sidney Crosby	53	24	48	72	39
Marian Hossa	72	29	37	66	36
Sergei Gonchar	78	12	53	65	66
Petr Sykora	81	28	35	63	41
Ryan Malone	77	27	24	51	103
Ryan Whitney	76	12	28	40	45
Jordan Staal	82	12	16	28	55
Pascal Dupuis	78	12	15	27	32
Max Talbot	63	12	14	26	53
Hal Gill	81	3	21	24	68
Tyler Kennedy	55	10	9	19	35
Kris Letang	63	6	11	17	23
Jarkko Ruutu	71	6	10	16	138
Gary Roberts	38	3	12	15	40
Georges Laraque	71	4	9	13	141
Darryl Sydor	74	1	12	13	26
Jeff Taffe	45	5	7	12	8
Kris Beech	25	6	5	11	4
Brooks Orpik	78	1	10	11	57
Adam Hall	46	2	4	6	24
Rob Scuderi	71	0	5	5	26
Mark Eaton	36	0	3	3	4
Chris Minard	15	1	1	2	10
Alex Goligoski	3	0	2	2	2
Connor James	13	1	0	1	2
Ryan Stone	6	0	1	1	5
Nathan Smith	13	0	0	0	2
Tim Brent	1	0	0	0	0
Jonathan Filewich	5	0	0	0	0
Alain Nasreddine	6	0	0	0	4

GAMES

DATE	RESULT	SCORE	OPPONENT
Oct. 5	L	1-4	Carolina
Oct. 6	W	5-4	ANAHEIM
Oct. 10	L	2-3	MONTREAL
Oct. 13	W	6-4	Toronto
Oct. 17	L	4-5	NEW JERSEY
Oct. 19	SOW	4-3*	CAROLINA
Oct. 20	W	2-1	Washington
Oct. 23	W	1-0	NY RANGERS
Oct. 25	L	2-5	TORONTO
Oct. 27	SOL	3-4*	MONTREAL
Oct. 30	W	4-2	Minnesota
Nov. 1	L	2-3	Colorado
Nov. 3	L	2-3	NY Islanders
Nov. 5	W	5-0	New Jersey
Nov. 7	L	1-3	PHILADELPHIA
Nov. 8	L	2-4	NY Rangers
Nov. 10	L	2-5	Philadelphia
Nov. 12	L	2-3	NEW JERSEY
Nov. 15	W	3-2	NY ISLANDERS
Nov. 17	OTL	3-4*	NY RANGERS
Nov. 21	L	1-2	NEW JERSEY
Nov. 22	SOW	6-5*	Ottawa
Nov. 24	W	5-0	ATLANTA
Nov. 30	W	4-1	DALLAS
Dec. 1	L	2-4	Toronto
Dec. 3	W	3-1	PHOENIX
Dec. 5	W	4-2	Edmonton
Dec. 6	SOW	3-2*	Calgary
Dec. 8	SOW	2-1*	Vancouver
Dec. 11	L	2-8	Philadelphia
Dec. 13	L	1-4	OTTAWA
Dec. 15	W	3-2	NY Islanders
Dec. 18	L	0-4	NY Rangers
Dec. 20	SOW	5-4*	Boston
Dec. 21	L	2-4	NY ISLANDERS
Dec. 23	W	4-2	BOSTON
Dec. 27	OTW	4-3*	WASHINGTON
Dec. 29	W	2-0	BUFFALO
Jan. 1	SOW	2-1*	Buffalo
Jan. 3	W	6-2	TORONTO
Jan. 5	W	3-0	FLORIDA
Jan. 8	W	3-1	Florida
Jan. 10	W	4-1	Tampa Bay

DATE	RESULT	SCORE	OPPONENT
Jan. 12	SOL	2-3*	Atlanta
Jan. 14	W	4-1	NY RANGERS
Jan. 18	L	0-3	TAMPA BAY
Jan. 19	W	2-0	Montreal
Jan. 21	SOL	5-6*	WASHINGTON
Jan. 24	L	3-4	Philadelphia
Jan. 29	W	4-2	New Jersey
Jan. 30	L	1-4	Atlanta
Feb. 2	W	4-1	CAROLINA
Feb. 4	OTL	3-4*	New Jersey
Feb. 7	W	4-3	NY ISLANDERS
Feb. 9	W	4-2	LOS ANGELES
Feb. 10	W	4-3	PHILADELPHIA
Feb. 13	L	1-2	BOSTON
Feb. 14	L	2-4	Carolina
Feb. 17	W	4-1	Buffalo
Feb. 19	W	3-2	FLORIDA
Feb. 21	W	5-4	Montreal
Feb. 23	OTL	3-4*	OTTAWA
Feb. 24	SOL	1-2*	SAN JOSE
Feb. 26	W	4-2	NY Islanders
Feb. 28	L	1-5	Boston
Mar. 1	L	4-5	Ottawa
Mar. 2	SOW	3-2*	ATLANTA
Mar. 4	W	2-0	Tampa Bay
Mar. 6	L	2-5	Florida
Mar. 9	W	4-2	Washington
Mar. 12	W	7-3	BUFFALO
Mar. 16	W	7-1	PHILADELPHIA
Mar. 18	L	2-5	NY Rangers
Mar. 20	W	4-2	TAMPA BAY
Mar. 22	W	7-1	NEW JERSEY
Mar. 24	L	1-4	NY Islanders
Mar. 25	W	2-0	New Jersey
Mar. 27	W	3-1	NY ISLANDERS
Mar. 30	W	3-1	NY RANGERS
Mar. 31	OTL	1-2*	NY Rangers
Apr. 2	W	4-2	PHILADELPHIA
Apr. 6	L	0-2	Philadelphia

* - Overtime

Home games in all CAPS

47-27-8, 1ST, ATLANTIC DIVISION

table of
contentsteam
information

players

2008-09
season

opponents

history

playoff
historymedia
information2009-10
schedule

ATTENDANCE

REGULAR SEASON

YEAR	ATTENDANCE	# of DATES	AVG. ATTENDANCE	SELLOUTS	CAPACITY
1967-68	274,049	37	7,407	0	12,580
1968-69	228,285	38	6,008	0	12,580
1969-70	265,936	38	6,998	0	12,580
1970-71	377,182	39	9,671	3	12,580
1971-72	375,711	39	9,634	5	12,580
1972-73	436,601	39	11,195	7	12,866
1973-74	396,197	39	10,159	4	13,431
1974-75	448,977	40	11,224	11	13,404
1975-76	458,198	40	11,455	0	16,402
1976-77	401,580	40	10,040	1	16,404
1977-78	421,933	40	10,548	2	16,033
1978-79	457,209	40	11,430	3	16,033
1979-80	426,156	40	10,653	2	16,033
1980-81	413,407	40	10,335	0	16,033
1981-82	451,965	40	11,299	5	16,033
1982-83	336,300	40	8,408	1	16,033
1983-84	273,550	40	6,839	0	16,033
1984-85	400,711	40	10,018	4	16,033
1985-86	503,020	40	12,576	13	16,033
1986-87	598,614	40	14,965	26	16,033
1987-88	606,638	40	15,166	26	16,168
1988-89	629,345	40	15,734	34	16,025
1989-90	640,700	40	16,018	34	#16,015
1990-91	637,072	40	15,927	28	16,164
1991-92	639,736	40	15,993	32	16,164
1992-93	660,290	41	16,105	30	16,164
1993-94	685,589	41	16,714	11	17,537
1994-95	386,599	24	16,108	9	17,181
1995-96	665,790	41	16,239	20	17,181
1996-97	684,346	41	16,691	21	17,181
1997-98	617,815	41	15,069	7	16,958
1998-99	607,822	41	14,825	5	16,958
1999-00	636,199	41	15,517	13	16,958
2000-01	655,926	40	16,398	26	16,958
2001-02	641,641	41	15,650	18	16,958
2002-03	604,970	41	14,755	8	16,958
2003-04	486,961	41	11,877	1	16,940
2005-06	647,975	41	15,804	12	16,940
2006-07	673,422	41	16,424	30	16,940
2007-08	*700,193	41	*17,078	*41	16,940
2008-09	682,298	40	17,058	40	16,940

* Club Record

Capacity increased to 16,236 after home game #25

table of
contentsteam
information

players

2008-09
season

opponents

history

playoff
historymedia
information2009-10
schedule

PLAYOFFS

YEAR	ATTENDANCE	# of DATES	AVG. ATTENDANCE	SELLOUTS
1969-70	53,592	5	10,718	2
1971-72	25,515	2	12,758	1
1974-75	66,833	5	13,367	4
1975-76	13,626	1	13,626	0
1976-77	25,967	2	12,984	0
1978-79	45,702	3	15,234	2
1979-80	26,901	2	13,451	0
1980-81	26,688	2	13,344	0
1981-82	25,457	2	12,729	0
1988-89	96,150	6	16,025	6
1990-91	*210,132	*13	16,164	*13
1991-92	161,640	10	16,164	10
1992-93	129,312	8	16,164	8
1993-94	46,412	3	15,471	0
1994-95	114,894	7	16,413	2
1995-96	171,597	10	17,159	9
1996-97	34,710	2	*17,355	2
1997-98	48,437	3	16,146	1
1998-99	99,787	6	16,631	4
1999-00	84,924	5	16,984	4
2000-01	137,184	8	17,148	8
2006-07	34,264	2	17,132	2
2007-08	188,452	11	17,132	11
2008-09	188,452	11	17,132	11

* Club Record

TRAINING CAMP

SITES AND RECORDS BY YEAR

YEAR	SITE	PRESEASON RECORD
1967-68	Brantford, Ont.	4-1-1
1968-69	Brantford, Ont	1-5-2
1969-70	Brantofrd, Ont	4-1-2
1970-71	Brantford, Ont	4-3-2
1971-72	Brantford, Ont	3-2-3
1972-73	Brantford, Ont	5-4-1
1973-74	Brantford, Ont	4-2-3
1974-75	Brantford, Ont	5-4-0
1975-76	Pittsburgh, PA	2-3-3
1976-77	Pittsburgh, PA	7-3-0
1977-78	Pittsburgh, PA	4-3-0
1978-79	Pittsburgh, PA	3-5-0
1979-80	Pittsburgh, PA	3-4-1
1980-81	Pittsburgh, PA	1-3-2
1981-82	Erie/Johnstown, PA	4-1-2
1982-83	Johnstown, PA	1-3-3
1983-84	Johnstown, PA	3-4-1
1984-85	Pittsburgh, PA	2-4-0
1985-86	Pittsburgh, PA	1-5-0
1986-87	Pittsburgh, PA	2-6-0
1987-88	Pittsburgh, PA	5-1-2
1988-89	Pittsburgh, PA	6-3-0
1989-90	Pittsburgh, PA	4-5-1
1990-91	Pittsburgh, PA	7-2-0
1991-92	Pittsburgh, PA/Denver, CO	4-3-2
1992-93	Pittsburgh, PA	3-5-1
1993-94	Pittsburgh, PA	5-4-0
1994-95	Pittsburgh, PA	3-5-1
1995-96	Canonsburg, PA	3-5-1
1996-97	Canonsburg, PA	2-6-1
1997-98	Canonsburg, PA	4-4-0
1998-99	Canonsburg, PA	4-2-3
1999-00	Canonsburg, PA	2-3-0-1
2000-01	Canonsburg/Wilkes-Barre, PA	3-4-0-0
2001-02	Canonsburg/Wilkes-Barre, PA	1-2-3-0
2002-03	Canonsburg/Wilkes-Barre, PA	2-4-1-0
2003-04	Canonsburg, PA	2-4-1-0
2005-06	Pittsburgh/Wilkes-Barre, PA	2-6-2
2006-07	Pittsburgh, PA/Moncton, Nova Scotia	2-2-3
2007-08	Pittsburgh, PA	1-3-2
2008-09	Pittsburgh, PA	4-0-1

TEAM AWARDS

MICHEL BRIERE MEMORIAL TROPHY - ROOKIE OF THE YEAR

The Michel Briere Memorial Trophy is awarded to the Penguins player judged to be the best rookie on the team. The trophy is presented in memory of the late Michel Briere, who was an outstanding forward in his only season with the Penguins in 1969-70.

1967-68	Les Binkley	1981-82	Mike Bullard	1995-96	No Winner
1968-69	Jean Pronovost	1982-83	Dave Hannan	1996-97	Patrick Lalime
1969-70	Michel Briere	1983-84	Roberto Romano	1997-98	Peter Skudra
1970-71	Greg Polis	1984-85	Mario Lemieux	1998-99	Jan Hrdina
1971-72	Dave Burrows	1985-86	Jim Johnson	1999-00	Jean-Sebastien Aubin
1972-73	No Winner	1986-87	No Winner	2000-01	No Winner
1973-74	Ron Lalonde	1987-88	Rob Brown	2001-02	Johan Hedberg
1974-75	Pierre Larouche	1988-89	Zarley Zalapski	2002-03	No Winner
1975-76	No Winner	1989-90	Mark Recchi	2003-04	Ryan Malone
1976-77	Greg Malone	1990-91	Jaromir Jagr	2005-06	Sidney Crosby
1977-78	Peter Lee	1991-92	Jim Paek	2006-07	Evgeni Malkin & Jordan Staal
1978-79	Greg Millen & Rod Schutt	1992-93	Shawn McEachern	2007-08	Kris Letang
1979-80	Paul Marshall	1993-94	No Winner	2008-09	No Winner
1980-81	Mark Johnson	1994-95	No Winner		

PLAYERS' PLAYER AWARD

The players hold a vote at the end of the season for the player they feel exemplifies leadership for the team both on and off of the ice, and a player who is dedicated to teamwork.

1967-68	No Award	1981-82	Mike Bullard	1996-97	Joe Mullen
1968-69	Val Fonteyne	1982-83	Pat Boutette	1997-98	Ron Francis
1969-70	Jean Pronovost & Dean Prentice	1983-84	Denis Herron	1998-99	Jaromir Jagr & Martin Straka
1970-71	Jean Pronovost	1984-85	Warren Young	1999-00	Martin Straka
1971-72	Jean Pronovost	1985-86	Terry Ruskowski	2000-01	Martin Straka
1972-73	Lowell MacDonald	1986-87	Dan Quinn & Terry Ruskowski	2001-02	Alexei Kovalev & Ian Moran
1973-74	Jean Pronovost	1987-88	Mario Lemieux	2002-03	No Winner Announced
1974-75	Ron Schock	1988-89	Randy Hillier	2003-04	Kelly Buchberger
1975-76	Jean Pronovost	1989-90	Randy Hillier	2005-06	John LeClair
1976-77	Denis Herron	1990-91	Mark Recchi	2006-07	Mark Recchi
1977-78	Denis Herron	1991-92	Joe Mullen	2007-08	Ryan Malone
1978-79	Greg Malone	1992-93	Mario Lemieux	2008-09	Eric Godard
1979-80	Rick Kehoe	1993-94	Ron Francis		
1980-81	Rick Kehoe	1994-95	Ron Francis		
		1995-96	Ron Francis		

A.T. CAGGIANO MEMORIAL BOOSTER CLUB AWARD

Presented in the memory of long time Penguins locker room attendant Anthony "A.T." Caggiano. Booster Club Members vote for the three stars after every home game and tally their votes at the end of the regular season to determine the winner.

1974-75	Vic Hadfield	1986-87	Mario Lemieux	1998-99	Jaromir Jagr
1975-76	Dave Burrows	1987-88	Mario Lemieux	1999-00	Jean-Sebastien Aubin
1976-77	Dunc Wilson	1988-89	Mario Lemieux	2000-01	Alexei Kovalev
1977-78	Denis Herron	1989-90	Mario Lemieux	2001-02	Alexei Kovalev
1978-79	Randy Carlyle	1990-91	Mark Recchi	2002-03	Mario Lemieux
1979-80	George Ferguson	1991-92	Mario Lemieux	2003-04	Ryan Malone
1980-81	Randy Carlyle	1992-93	Mario Lemieux	2005-06	Sidney Crosby
1981-82	Michel Dion	1993-94	Ron Francis	2006-07	Sidney Crosby
1982-83	Michel Dion	1994-95	Jaromir Jagr	2007-08	Evgeni Malkin
1983-84	Mike Bullard	1995-96	Mario Lemieux	2008-09	Evgeni Malkin
1984-85	Mario Lemieux	1996-97	Mario Lemieux		
1985-86	Mario Lemieux	1997-98	Jaromir Jagr		

BOB JOHNSON MEMORIAL BADGER BOB AWARD

Presented in the memory of the Penguins late head coach. The "Badger Bob" Award is presented to the player who, through his performance on the ice, his character and total dedication to his teammates for the success of the team, shows that every day is "A Great Day For Hockey."

1994-95	Ron Francis & Joe Mullen	1999-00	Jiri Slegr	2003-04	No Winner Announced
1995-96	Jaromir Jagr	2000-01	Martin Straka & Darius Kasparaitis	2005-06	No Winner Announced
1996-97	Joe Mullen			2006-07	No Winner Announced
1997-98	Ron Francis	2001-02	Ian Moran	2007-08	No Winner Announced
1998-99	Martin Straka	2002-03	No Winner Announced	2008-09	No Winner Announced

BAZ BASTIEN MEMORIAL AWARD - GOOD GUY AWARD

The Good Guy Award is presented by the Pittsburgh chapter of the Professional Hockey Writers Association to the player who the local media want to acknowledge for his cooperation throughout the year. The award is presented in the memory of the later Aldege "Baz" Bastien, Penguins general manager from 1976-83.

1983-84	Gary Rissling	1992-93	Kevin Stevens	2001-02	Johan Hedberg
1984-85	Gary Rissling	1993-94	Joe Mullen	2002-03	Steve McKenna
1985-86	Terry Ruskowski	1994-95	Larry Murphy	2003-04	Brooks Orpik
1986-87	Dan Frawley	1995-96	Petr Nedved	2005-06	Sidney Crosby
1987-88	Randy Cunneynworth	1996-97	Ken Wregget	2006-07	Pittsburgh Penguins team
1988-89	Jim Johnson	1997-98	Ron Francis	2007-08	Ryan Whitney
1989-90	Troy Loney	1998-99	Jiri Slegr	2008-09	Sidney Crosby & Brooks Orpik
1990-91	Phil Bourque	1999-00	Rob Brown		
1991-92	Larry Murphy	2000-01	Alexei Kovalev		

DEFENSIVE PLAYER OF THE YEAR

The award honors the defensive skills of an individual player on the team.

2008-09	Jordan Staal
---------	--------------

THE EDWARD J. DEBARTOLO COMMUNITY SERVICE AWARD

The award recognizes the players who have donated a considerable amount of time during the season to working on community and charity projects.

1991-92	Troy Loney & Phil Bourque	1998-99	Rob Brown & Tyler Wright	2005-06	Ryan Malone, Marc-Andre Fleury, Colby Armstrong & Ryan Whitney
1992-93	Jim Paek & Shawn McEachern	1999-00	Matthew Barnaby & Ian Moran	2006-07	Mark Recchi
1993-94	Ken Wregget & Tom Barrasso	2000-01	Bob Boughner	2007-08	Georges Laraque
1994-95	Ron Francis & Bryan Trottier	2001-02	Andrew Ference	2008-09	Eric Godard
1995-96	Dave Roche	2002-03	Johan Hedberg & Steve McKenna		
1996-97	Joe Dziedzic & Chris Tamer	2003-04	Steve McKenna & Rico Fata		
1997-98	Chris Tamer & Tyler Wright				

MASTERTON NOMINEE - COMEBACK PLAYER

The Pittsburgh chapter of the Professional Hockey Writers Association votes for the Penguins' Masterton nominee. Each NHL team selects a Masterton candidate from which the overall winner is chosen. The Masterton candidate is nominated as the player who best exemplifies the qualities of perseverance, sportsmanship and dedication to hockey.

1982-83	Greg Malone	1991-92	Joe Mullen	2000-01	Ian Moran
1983-84	Denis Herron	1992-93	Mario Lemieux	2001-02	Stephane Richer
1984-85	Gary Rissling & Warren Young	1993-94	Kevin Stevens	2002-03	Martin Straka
1985-86	Terry Ruskowski	1994-95	John Cullen	2003-04	Landon Wilson
1986-87	Randy Cunneynworth	1995-96	Ron Francis	2005-06	John LeClair
1987-88	Randy Hillier	1996-97	Joe Mullen	2006-07	Alain Nasreddine
1988-89	Phil Bourque	1997-98	Rob Brown	2007-08	Ty Conklin
1989-90	Mario Lemieux	1998-99	Darius Kasparaitis	2008-09	Mark Eaton
1990-91	Mario Lemieux	1999-00	Darius Kasparaitis		

MOST VALUABLE PLAYER AWARD

Based on the overall contribution the player makes to the team.

1967-68	Les Binkley	1980-81	Randy Carlyle	1995-96	Mario Lemieux
1968-69	Keith McCreary	1981-82	Michel Dion	1996-97	Mario Lemieux
1969-70	Jean Pronovost	1982-83	Doug Shedden	1997-98	Ron Francis & Jaromir Jagr
1970-71	Ron Schock	1983-84	Mike Bullard	1998-99	Jaromir Jagr
1971-72	Jean Pronovost	1984-85	Mario Lemieux	1999-00	Jaromir Jagr
1972-73	Dave Burrows	1985-86	Mario Lemieux	2000-01	Mario Lemieux
1973-74	Syl Apps, Dave Burrows, Jean Peonovost & Lowell MacDonald	1986-87	Mario Lemieux	2001-02	Alexei Kovalev
1974-75	Ron Schock & Ron Stackhouse	1987-88	Mario Lemieux	2002-03	Mario Lemieux
1975-76	Pierre Larouche	1988-89	Mario Lemieux	2003-04	Dick Tarnstrom
1976-77	Dunc Wilson	1989-90	Mario Lemieux	2005-06	Sidney Crosby
1977-78	Pete Mahovlich	1990-91	Mark Recchi	2006-07	Sidney Crosby
1978-79	Ron Stackhouse & Orest Kindrachuk	1991-92	Mario Lemieux	2007-08	Evgeni Malkin
1979-80	George Ferguson	1992-93	Mario Lemieux	2008-09	Evgeni Malkin
		1993-94	Ron Francis		
		1994-95	Jaromir Jagr		

PLAYOFF HISTORY



[table of contents](#)

[team information](#)

[players](#)

[2008-09 season](#)

[opponents](#)


[history](#)

[playoff history](#)

[media information](#)

[2009-10 schedule](#)

THREE TIME STANLEY CUP CHAMPIONS



Mario Lemieux celebrates the Penguins' first Stanley Cup in 1991.



The Penguins repeat as NHL champions in 1992.



Pittsburgh claimed its third Stanley Cup title in franchise history in 2009.

PLAYOFF GAME-BY-GAME RESULTS

1968 Did Not Qualify For Playoffs

1969 Did Not Qualify For Playoffs

1970 Quarterfinals vs. Oakland (PIT won series, 4-0)

Apr. 8	Oakland	1	at Pittsburgh	2	W
Apr. 9	Oakland	1	at Pittsburgh	3	W
Apr. 11	Pittsburgh	5	at Oakland	2	W
Apr. 12	Pittsburgh	3	at Oakland	2 (OT)	W

Semifinals vs. St. Louis (STL won series, 4-2)

Apr. 19	Pittsburgh	1	at St. Louis	3	L
Apr. 21	Pittsburgh	1	at St. Louis	4	L
Apr. 23	St. Louis	2	at Pittsburgh	3	W
Apr. 26	St. Louis	1	at Pittsburgh	2	W
Apr. 28	Pittsburgh	0	at St. Louis	5	L
Apr. 30	St. Louis	4	at Pittsburgh	3	L

1971 Did Not Qualify For Playoffs

1972 Quarterfinals vs. Chicago (CHI won series, 4-0)

Apr. 5	Pittsburgh	1	at Chicago	3	L
Apr. 6	Pittsburgh	2	at Chicago	3	L
Apr. 8	Chicago	2	at Pittsburgh	0	L
Apr. 9	Chicago	6	at Pittsburgh	5 (OT)	L

1973 Did Not Qualify For Playoffs

1974 Did Not Qualify For Playoffs

1975 Preliminary Round vs. St. Louis (PIT won series, 2-0)

Apr. 8	St. Louis	3	at Pittsburgh	4	W
Apr. 10	Pittsburgh	5	at St. Louis	3	W

Quarterfinals vs. NY Islanders (NYI won series, 4-3)

Apr. 13	NY Islanders	4	at Pittsburgh	5	W
Apr. 15	NY Islanders	1	at Pittsburgh	3	W
Apr. 17	Pittsburgh	6	at NY Islanders	4	W
Apr. 20	Pittsburgh	1	at NY Islanders	3	L
Apr. 22	NY Islanders	4	at Pittsburgh	2	L
Apr. 24	Pittsburgh	1	at NY Islanders	4	L
Apr. 26	NY Islanders	1	at Pittsburgh	0	L

1976 Preliminary Round vs. Toronto (TOR won series, 2-1)

Apr. 6	Pittsburgh	1	at Toronto	4	L
Apr. 8	Toronto	0	at Pittsburgh	2	W
Apr. 10	Pittsburgh	0	at Toronto	4	L

1977 Preliminary Round vs. Toronto (TOR won series, 2-1)

Apr. 5	Toronto	4	at Pittsburgh	2	L
Apr. 7	Pittsburgh	6	at Toronto	4	W
Apr. 9	Toronto	5	at Pittsburgh	2	L

1978 Did Not Qualify For Playoffs

1979 Preliminary Round vs. Buffalo (PIT won series, 2-1)

Apr. 10	Pittsburgh	4	at Buffalo	3	W
Apr. 12	Buffalo	3	at Pittsburgh	1	L
Apr. 14	Pittsburgh	4	at Buffalo	3 (OT)	W

Quarterfinals vs. Boston (BOS won series, 4-0)

Apr. 16	Pittsburgh	2	at Boston	6	L
Apr. 18	Pittsburgh	3	at Boston	4	L
Apr. 21	Boston	2	at Pittsburgh	1	L
Apr. 22	Boston	4	at Pittsburgh	1	L

1980 Preliminary Round vs. Boston (BOS won series, 3-2)

Apr. 8	Pittsburgh	4	at Boston	2	W
Apr. 10	Pittsburgh	1	at Boston	4	L
Apr. 12	Boston	1	at Pittsburgh	4	W
Apr. 13	Boston	8	at Pittsburgh	3	L
Apr. 14	Pittsburgh	2	at Boston	6	L

1981 Preliminary Round vs. St. Louis (STL won series, 3-2)

Apr. 8	Pittsburgh	2	at St. Louis	4	L
Apr. 9	Pittsburgh	6	at St. Louis	4	W
Apr. 11	St. Louis	5	at Pittsburgh	4	L
Apr. 12	St. Louis	3	at Pittsburgh	6	W
Apr. 14	Pittsburgh	3	at St. Louis	4 (2OT)	L

1982 Preliminary Round vs. NY Islanders (NYI won series, 3-2)

Apr. 7	Pittsburgh	1	at NY Islanders	8	L
Apr. 8	Pittsburgh	2	at NY Islanders	7	L
Apr. 10	NY Islanders	1	at Pittsburgh	2 (OT)	W
Apr. 11	NY Islanders	2	at Pittsburgh	5	W
Apr. 13	Pittsburgh	3	at NY Islanders	4 (OT)	L

1983 Did Not Qualify For Playoffs

1984 Did Not Qualify For Playoffs

1985 Did Not Qualify For Playoffs

1986 Did Not Qualify For Playoffs

1987 Did Not Qualify For Playoffs

1988 Did Not Qualify For Playoffs

1989 Patrick Division Semifinals vs. NY Rangers (PIT won series, 4-0)

Apr. 5	NY Rangers	1	at Pittsburgh	3	W
Apr. 6	NY Rangers	4	at Pittsburgh	7	W
Apr. 8	Pittsburgh	5	at NY Rangers	3	W
Apr. 9	Pittsburgh	4	at NY Rangers	3	W

Patrick Division Finals vs. Philadelphia (PHI won series, 4-3)

Apr. 17	Philadelphia	3	at Pittsburgh	4	W
Apr. 19	Philadelphia	4	at Pittsburgh	2	L
Apr. 21	Pittsburgh	4	at Philadelphia	3 (OT)	W
Apr. 23	Pittsburgh	1	at Philadelphia	4	L
Apr. 25	Philadelphia	7	at Pittsburgh	10	W
Apr. 27	Pittsburgh	2	at Philadelphia	6	L
Apr. 29	Philadelphia	4	at Pittsburgh	1	L

1990 Did Not Qualify For Playoffs

**1991 Patrick Division Semifinals vs. New Jersey
(PIT won series, 4-3)**

Apr. 3	New Jersey	3	at Pittsburgh	1	L
Apr. 5	New Jersey	4	at Pittsburgh	5 (OT)	W
Apr. 7	Pittsburgh	4	at New Jersey	3	W
Apr. 9	Pittsburgh	1	at New Jersey	4	L
Apr. 11	New Jersey	4	at Pittsburgh	2	L
Apr. 13	Pittsburgh	4	at New Jersey	3	W
Apr. 15	New Jersey	0	at Pittsburgh	4	W

**Patrick Division Finals vs. Washington
(PIT won series, 4-1)**

Apr. 17	Washington	4	at Pittsburgh	2	L
Apr. 19	Washington	6	at Pittsburgh	7 (OT)	W
Apr. 21	Pittsburgh	3	at Washington	1	W
Apr. 23	Pittsburgh	3	at Washington	1	W
Apr. 25	Washington	1	at Pittsburgh	4	W

**Prince of Wales Conference Finals vs. Boston
(PIT won series, 4-2)**

May 1	Pittsburgh	3	at Boston	6	L
May 3	Pittsburgh	4	at Boston	5 (OT)	L
May 5	Boston	1	at Pittsburgh	4	W
May 7	Boston	1	at Pittsburgh	4	W
May 9	Pittsburgh	7	at Boston	2	W
May 11	Boston	3	at Pittsburgh	5	W

**Stanley Cup Final vs. Minnesota
(PIT won series, 4-2)**

May 15	Minnesota	5	at Pittsburgh	4	L
May 17	Minnesota	1	at Pittsburgh	4	W
May 19	Pittsburgh	1	at Minnesota	3	L
May 21	Pittsburgh	5	at Minnesota	3	W
May 23	Minnesota	4	at Pittsburgh	6	W
May 25	Pittsburgh	8	at Minnesota	0	W

**1992 Patrick Division Semifinals vs. Washington
(PIT won series, 4-3)**

Apr. 19	Pittsburgh	1	at Washington	3	L
Apr. 21	Pittsburgh	2	at Washington	6	L
Apr. 23	Washington	4	at Pittsburgh	6	W
Apr. 25	Washington	7	at Pittsburgh	2	L
Apr. 27	Pittsburgh	5	at Washington	2	W
Apr. 29	Washington	4	at Pittsburgh	6	W
May 1	Pittsburgh	3	at Washington	1	W

**Patrick Division Finals vs. NY Rangers
(PIT won series, 4-2)**

May 3	Pittsburgh	4	at NY Rangers	2	W
May 5	Pittsburgh	2	at NY Rangers	4	L
May 7	NY Rangers	6	at Pittsburgh	5 (OT)	L
May 9	NY Rangers	4	at Pittsburgh	5 (OT)	W
May 11	Pittsburgh	3	at NY Rangers	2	W
May 13	NY Rangers	1	at Pittsburgh	5	W

**Prince of Wales Conference Finals vs. Boston
(PIT won series, 4-0)**

May 17	Boston	3	at Pittsburgh	4 (OT)	W
May 19	Boston	2	at Pittsburgh	5	W
May 21	Pittsburgh	5	at Boston	1	W
May 23	Pittsburgh	5	at Boston	1	W

**Stanley Cup Final vs. Chicago
(PIT won series, 4-0)**

May 26	Chicago	4	at Pittsburgh	5	W
May 28	Chicago	1	at Pittsburgh	3	W
May 30	Pittsburgh	1	at Chicago	0	W
June 1	Pittsburgh	6	at Chicago	5	W

**1993 Patrick Division Semifinals vs. New Jersey
(PIT won series, 4-1)**

Apr. 18	New Jersey	3	at Pittsburgh	6	W
Apr. 20	New Jersey	0	at Pittsburgh	7	W
Apr. 22	Pittsburgh	4	at New Jersey	3	W
Apr. 25	Pittsburgh	1	at New Jersey	4	L
Apr. 26	New Jersey	3	at Pittsburgh	5	W

**Patrick Division Finals vs. NY Islanders
(NYI won series, 4-3)**

May 2	NY Islanders	3	at Pittsburgh	2	L
May 4	NY Islanders	0	at Pittsburgh	3	W
May 6	Pittsburgh	3	at NY Islanders	1	W
May 8	Pittsburgh	5	at NY Islanders	6	L
May 10	NY Islanders	3	at Pittsburgh	6	W
May 12	Pittsburgh	5	at NY Islanders	7	L
May 14	NY Islanders	4	at Pittsburgh	3 (OT)	L

**1994 Eastern Conference Quarterfinals vs. Washington
(WSH won series, 4-2)**

Apr. 17	Washington	5	at Pittsburgh	3	L
Apr. 19	Washington	1	at Pittsburgh	2	W
Apr. 21	Pittsburgh	0	at Washington	2	L
Apr. 23	Pittsburgh	1	at Washington	4	L
Apr. 25	Washington	2	at Pittsburgh	3	W
Apr. 27	Pittsburgh	3	at Washington	6	L

**1995 Eastern Conference Quarterfinals vs. Washington
(PIT won series, 4-3)**

May 6	Washington	5	at Pittsburgh	4	L
May 8	Washington	3	at Pittsburgh	5	W
May 10	Pittsburgh	2	at Washington	6	L
May 12	Pittsburgh	2	at Washington	6	L
May 14	Washington	5	at Pittsburgh	6 (OT)	W
May 16	Pittsburgh	7	at Washington	1	W
May 18	Washington	0	at Pittsburgh	3	W

**Eastern Conference Semifinals vs. New Jersey
(NJ won series, 4-1)**

May 20	New Jersey	2	at Pittsburgh	3	W
May 22	New Jersey	4	at Pittsburgh	2	L
May 24	Pittsburgh	1	at New Jersey	5	L
May 26	Pittsburgh	1	at New Jersey	2 (OT)	L
May 28	New Jersey	4	at Pittsburgh	1	L

**1996 Eastern Conference Quarterfinals vs. Washington
(PIT won series, 4-2)**

Apr. 17	Washington	6	at Pittsburgh	4	L
Apr. 19	Washington	5	at Pittsburgh	3	L
Apr. 22	Pittsburgh	4	at Washington	1	W
Apr. 24	Pittsburgh	3	at Washington	2 (4OT)	W
Apr. 26	Washington	1	at Pittsburgh	4	W
Apr. 28	Pittsburgh	3	at Washington	2	W

**Eastern Conference Semifinals vs. NY Rangers
(PIT won series, 4-1)**

May 3	NY Rangers	3	at Pittsburgh	4	W
May 5	NY Rangers	6	at Pittsburgh	3	L
May 7	Pittsburgh	3	at NY Rangers	2	W
May 9	Pittsburgh	4	at NY Rangers	1	W
May 11	NY Rangers	3	at Pittsburgh	7	W

Eastern Conference Finals vs. Florida**(FLA won series, 4-3)**

May 18	Florida	5	at Pittsburgh	1	L
May 20	Florida	2	at Pittsburgh	3	W
May 24	Pittsburgh	2	at Florida	5	L
May 26	Pittsburgh	2	at Florida	1	W
May 28	Florida	0	at Pittsburgh	3	W
May 30	Pittsburgh	3	at Florida	4	L
June 1	Florida	3	at Pittsburgh	1	L

1997 Eastern Conference Quarterfinals vs. Philadelphia**(PHI won series, 4-1)**

Apr. 17	Pittsburgh	1	at Philadelphia	5	L
Apr. 19	Pittsburgh	2	at Philadelphia	3	L
Apr. 21	Philadelphia	5	at Pittsburgh	3	L
Apr. 23	Philadelphia	1	at Pittsburgh	4	W
Apr. 26	Pittsburgh	3	at Philadelphia	6	L

1998 Eastern Conference Quarterfinals vs. Montreal**(MTL won series, 4-2)**

Apr. 23	Montreal	3	at Pittsburgh	2 (OT)	L
Apr. 25	Montreal	1	at Pittsburgh	4	W
Apr. 27	Pittsburgh	1	at Montreal	3	L
Apr. 29	Pittsburgh	6	at Montreal	3	W
May 1	Montreal	5	at Pittsburgh	2	L
May 3	Pittsburgh	0	at Montreal	3	L

1999 Eastern Conference Quarterfinals vs. New Jersey**(PIT won series, 4-3)**

Apr. 22	Pittsburgh	1	at New Jersey	3	L
Apr. 24	Pittsburgh	4	at New Jersey	1	W
Apr. 25	New Jersey	2	at Pittsburgh	4	W
Apr. 27	New Jersey	4	at Pittsburgh	2	L
Apr. 30	Pittsburgh	3	at New Jersey	4	L
May 2	New Jersey	2	at Pittsburgh	3 (OT)	W
May 4	Pittsburgh	4	at New Jersey	2	W

Eastern Conference Semifinals vs. Toronto**(TOR won series, 4-2)**

May 7	Pittsburgh	2	at Toronto	0	W
May 9	Pittsburgh	2	at Toronto	4	L
May 11	Toronto	3	at Pittsburgh	4	W
May 13	Toronto	3	at Pittsburgh	2 (OT)	L
May 15	Pittsburgh	1	at Toronto	4	L
May 17	Toronto	4	at Pittsburgh	3 (OT)	L

2000 Eastern Conference Quarterfinals vs. Washington**(PIT won series, 4-1)**

Apr. 13	Pittsburgh	7	at Washington	0	W
Apr. 15	Washington	1	at Pittsburgh	2 (OT)	W
Apr. 17	Washington	3	at Pittsburgh	4	W
Apr. 19	Pittsburgh	2	at Washington	3	L
Apr. 21	Pittsburgh	2	at Washington	1	W

Eastern Conference Semifinals vs. Philadelphia**(PHI won series, 4-2)**

Apr. 27	Pittsburgh	2	at Philadelphia	0	W
Apr. 29	Pittsburgh	4	at Philadelphia	1	W
May 2	Philadelphia	4	at Pittsburgh	3 (OT)	L
May 4	Philadelphia	2	at Pittsburgh	1 (5OT)	L
May 7	Pittsburgh	3	at Philadelphia	6	L
May 9	Philadelphia	2	at Pittsburgh	1	L

2001 Eastern Conference Quarterfinals vs. Washington**(PIT won series, 4-2)**

Apr. 12	Pittsburgh	0	at Washington	1	L
Apr. 14	Pittsburgh	2	at Washington	1	W
Apr. 16	Washington	0	at Pittsburgh	3	W
Apr. 18	Washington	4	at Pittsburgh	3 (OT)	L
Apr. 21	Pittsburgh	2	at Washington	1	W
Apr. 23	Washington	3	at Pittsburgh	4 (OT)	W

Eastern Conference Semifinals vs. Buffalo**(PIT won series, 4-3)**

Apr. 26	Pittsburgh	3	at Buffalo	0	W
Apr. 28	Pittsburgh	3	at Buffalo	1	W
Apr. 30	Buffalo	4	at Pittsburgh	1	L
May 2	Buffalo	5	at Pittsburgh	2	L
May 5	Pittsburgh	2	at Buffalo	3 (OT)	L
May 8	Buffalo	2	at Pittsburgh	3 (OT)	W
May 10	Pittsburgh	3	at Buffalo	2 (OT)	W

Eastern Conference Finals vs. New Jersey**(NJ won series, 4-1)**

May 12	Pittsburgh	1	at New Jersey	3	L
May 15	Pittsburgh	4	at New Jersey	2	W
May 17	New Jersey	3	at Pittsburgh	0	L
May 19	New Jersey	5	at Pittsburgh	0	L
May 22	Pittsburgh	2	at New Jersey	4	L

2002 Did Not Qualify For Playoffs**2003 Did Not Qualify For Playoffs****2004 Did Not Qualify For Playoffs****2005 No Season****2006 Did Not Qualify For Playoffs****2007 Eastern Conference Quarterfinals vs. Ottawa****(OTT won series, 4-1)**

Apr. 11	Pittsburgh	3	at Ottawa	6	L
Apr. 14	Pittsburgh	4	at Ottawa	3	W
Apr. 15	Ottawa	4	at Pittsburgh	2	L
Apr. 17	Ottawa	2	at Pittsburgh	1	L
Apr. 19	Pittsburgh	0	at Ottawa	3	L

2008 Eastern Conference Quarterfinals vs. Ottawa**(PIT won series, 4-0)**

Apr. 9	Ottawa	0	at Pittsburgh	4	W
Apr. 11	Ottawa	3	at Pittsburgh	5	W
Apr. 14	Pittsburgh	4	at Ottawa	1	W
Apr. 16	Pittsburgh	3	at Ottawa	1	W

Eastern Conference Semifinals vs. NY Rangers**(PIT won series, 4-1)**

Apr. 25	NY Rangers	4	at Pittsburgh	5	W
Apr. 27	NY Rangers	0	at Pittsburgh	2	W
Apr. 29	Pittsburgh	5	at NY Rangers	3	W
May 1	Pittsburgh	0	at NY Rangers	3	L
May 4	NY Rangers	2	at Pittsburgh	3 (OT)	W

Eastern Conference Finals vs. Philadelphia**(PIT won series, 4-1)**

May 9	Philadelphia	2	at Pittsburgh	4	W
May 11	Philadelphia	2	at Pittsburgh	4	W
May 13	Pittsburgh	4	at Philadelphia	1	W
May 15	Pittsburgh	2	at Philadelphia	4	L
May 18	Philadelphia	0	at Pittsburgh	6	W

Stanley Cup Final vs. Detroit**(DET won series, 4-2)**

May 24	Pittsburgh	0	at Detroit	4	L
May 26	Pittsburgh	0	at Detroit	3	L
May 28	Detroit	2	at Pittsburgh	3	W
May 31	Detroit	2	at Pittsburgh	1	L
June 2	Pittsburgh	4	at Detroit	3 (3OT)	W
June 4	Detroit	3	at Pittsburgh	2	L

2009 Eastern Conference Quarterfinals vs. Philadelphia**(PIT won series, 4-2)**

Apr. 15	Philadelphia	1	at Pittsburgh	4	W
Apr. 17	Philadelphia	2	at Pittsburgh	3 (OT)	W
Apr. 19	Pittsburgh	3	at Philadelphia	6	L
Apr. 21	Pittsburgh	3	at Philadelphia	1	W
Apr. 23	Philadelphia	3	at Pittsburgh	0	L
Apr. 25	Pittsburgh	5	at Philadelphia	3	W

Eastern Conference Semifinals vs. Washington**(PIT won series, 4-3)**

May 2	Pittsburgh	2	at Washington	3	L
May 4	Pittsburgh	3	at Washington	4	L
May 6	Washington	2	at Pittsburgh	3 (OT)	W
May 8	Washington	3	at Pittsburgh	5	W
May 9	Pittsburgh	4	at Washington	3 (OT)	W
May 11	Washington	5	at Pittsburgh	4 (OT)	L
May 13	Pittsburgh	6	at Washington	2	W

Eastern Conference Finals vs. Carolina**(PIT won series, 4-0)**

May 18	Carolina	2	at Pittsburgh	3	W
May 21	Carolina	4	at Pittsburgh	7	W
May 23	Pittsburgh	6	at Carolina	2	W
May 26	Pittsburgh	4	at Carolina	1	W

Stanley Cup Final vs. Detroit**(PIT won series, 4-3)**

May 30	Pittsburgh	1	at Detroit	3	L
May 31	Pittsburgh	1	at Detroit	3	L
June 2	Detroit	2	at Pittsburgh	4	W
June 4	Detroit	2	at Pittsburgh	4	W
June 6	Pittsburgh	0	at Detroit	5	L
June 9	Detroit	1	at Pittsburgh	2	W
June 12	Pittsburgh	2	at Detroit	1	W

PLAYOFF RECORDS

ALL-TIME AGAINST OPPONENTS

OPPONENT	SERIES	W	L	GP	W	L	GF	GA	LAST	SERIES
Washington	8	7	1	49	30	19	164	143	2009	CSF - Won 4-3
New Jersey	5	3	2	29	14	15	80	86	2001	CF - Lost 4-1
Philadelphia	5	2	3	29	14	15	89	91	2009	CQF - Won 4-2
NY Rangers	4	4	0	20	16	4	79	57	2008	CSF - Won 4-1
Boston	4	2	2	19	10	9	67	62	1992	CF - Won 4-0
St. Louis	3	1	2	13	6	7	40	45	1981	PR - Lost 3-2
NY Islanders	3	0	3	19	8	11	58	67	1993	DF - Lost 4-3
Toronto	3	0	3	12	4	8	27	39	1999	CSF - Lost 4-2
Buffalo	2	2	0	10	6	4	26	26	2001	CSF - Won 4-3
Chicago	2	1	1	8	4	4	23	24	1992	F - Won 4-0
Ottawa	2	1	1	9	5	4	26	23	2008	CQF - Won 4-0
Detroit	2	1	1	13	6	7	24	34	2009	F - Won 4-3
Minnesota	1	1	0	6	4	2	28	16	1991	F - Won 4-2
Oakland	1	1	0	4	4	0	13	6	1970	QF - Won 4-0
Florida	1	0	1	7	3	4	15	20	1996	CF - Lost 4-3
Montreal	1	0	1	6	2	4	15	18	1998	CQF - Lost 4-2
Carolina	1	1	0	4	4	0	20	9	2009	CF - Won 4-0
TOTAL	48	27	21	257	140	117	794	766		

COACHES' PLAYOFF RECORDS

COACHES	SERIES	W-L	GAMES	W-L
Bob Johnson	4	4-0	24	16-8
Scott Bowman	6	5-1	33	23-10
Ivan Hlinka	3	2-1	18	9-9
Eddie Johnston	8	3-5	46	22-24
Gene Ubriaco	2	1-1	11	7-4
Herb Brooks	2	1-1	11	6-5
Marc Bolieau	2	1-1	9	5-4
Kevin Constantine	3	1-2	19	8-11
Red Kelly	3	1-2	14	6-8
Johnny Wilson	3	1-2	12	4-8
Ken Schinkel	2	0-2	6	2-4
Craig Patrick	1	0-1	5	1-4
Michel Therrien	5	3-2	25	15-10
Dan Bylsma	4	4-0	24	16-8
TOTAL	48	27-21	257	140-117

RECORDS BY SERIES

SERIES	PLAYED	W-L
Record in Stanley Cup Finals	4	3-1
Record in Semifinals/Conference Finals	7	4-3
Record in Quarterfinals/Division Finals	15	7-8
Record in Preliminary Round/Division Semifinals/ Conference Quarterfinals	22	13-9
Record in Two-Game Series	1	1-0
Record in Three-Game Series	3	1-2
Record in Four-Game Series	8	6-2
Record in Five-Game Series	13	7-6
Record in Six-Game Series	12	6-6
Record in Seven-Game Series	11	7-4

RECORDS BY GAME

	OVERALL	HOME	ROAD
Game One	22-26	15-10	7-16
Game Two	30-18	21-5	9-13
Game Three	29-18	12-10	17-8
Game Four	20-24	8-12	12-12
Game Five	19-17	12-5	7-12
Game Six	12-11	7-5	5-6
Game Seven	7-4	2-4	5-0
TOTAL	140-117	77-51	63-66

MISCELLANEOUS PLAYOFF RECORDS

Years in the Playoffs	23	
Most Consecutive Years	11	1991 to 2001
Most Consecutive Wins	14	5/9/92 to 4/22/93#
Most Consecutive Home Wins	9	5/9/92 to 4/26/93
		4/9/08 to 5/2/08
Most Consecutive Road Wins	6	5/11/92 to 4/22/93
		#NHL Record

ALL-TIME PLAYOFF RECORDS

GAMES PLAYED

1. Jagr	140
2. Lemieux	107
3. Stevens	103
4. Barrasso	101
5. Francis	97

ASSISTS

1. Lemieux	96
2. Jagr	82
3. Francis	68
4. Stevens	60
5. Murphy	57

GAME-WINNING GOALS

1. Jagr	14
2. Lemieux	11
3. Stevens	9
Francis	9

GAA

1. Tugnut	1.77
2. Binkley	2.09
3. Hedberg	2.30
4. FLEURY	2.45
5. Inness	2.67

POINTS

1. Lemieux	172
2. Jagr	147
3. Stevens	106
4. Francis	100
5. Murphy	72

ASSISTS

1. Lemieux	96
2. Jagr	82
3. Francis	68
4. Stevens	60
5. Murphy	57

WINS

1. Barrasso	56
2. FLEURY	31
3. Wregget	13
4. Hedberg	9
5. Tugnut	6
6. Binkley	5
Inness	5

SHUTOUTS

1. Barrasso	6
2. FLEURY	3
3. Hedberg	2
Tugnut	2
5. Wregget	1
Pietrangelo	1
Plasse	1

GOALS

1. Lemieux	76
2. Jagr	65
3. Stevens	46
4. Francis	32
5. CROSBY	24

SHORTHANDED GOALS

1. Lemieux	7
2. Jagr	2
Errey	2
Olczyk	2

ALL-TIME GOALTENDERS' PLAYOFF RECORDS

PLAYER	GP	MP	GF	GA	ENG	SO	SAVES	GAA	W-L
Jean-Sebastien Aubin	1	1	0	0	0	0	0	0.00	0-0
Jocelyn Thibault	1	8	2	0	0	0	1	0.00	0-0
Wendell Young	1	39	1	1	0	0	10	1.54	0-0
Ron Tugnut	11	746	29	22	0	2	376	1.77	6-5
Les Binkley	7	428	18	15	0	0	183	2.10	5-2
Marc-Andre Fleury	49	2985	148	122	3	3	1446	2.45	31-18
Johan Hedberg	18	1123	38	43	1	2	439	2.30	9-9
Gary Inness	9	540	27	24	3	0	273	2.67	5-4
Michel Plasse	3	180	3	8	0	1	85	2.67	1-2
Ken Wregget	26	1597	82	78	5	1	816	2.86	13-12
Tom Barrasso	101	5918	334	287	12	6	2523	2.91	56-42
Peter Skudra	1	20	2	1	0	0	10	3.00	0-0
Frank Pietrangelo	5	288	19	15	1	1	133	3.13	4-1
Al Smith	3	180	5	10	0	0	79	3.33	1-2
Denis Herron	10	601	26	35	3	0	298	3.49	3-7
Jim Rutherford	4	240	8	14	0	0	131	3.50	0-4
Greg Millen	10	625	35	40	1	0	297	3.84	4-6
Michel Dion	5	310	13	22	0	0	164	4.26	2-3

PLAYER RECORDS

CAREER

Games Played	140	Jaromir Jagr
Goals	76	Mario Lemieux
Assists	96	Mario Lemieux
Points	172	Mario Lemieux
Penalty Minutes	170	Kevin Stevens
Power Play Goals	29	Mario Lemieux
Games Played, Goalie	101	Tom Barrasso
Wins	56	Tom Barrasso
Goals-Against Average	1.77	Ron Tugnutt
Minutes Played	5,918	Tom Barrasso

PERIOD

Goals	4	4/25/89 vs. Philadelphia	Mario Lemieux*
Assists	3	5/8/95 vs. Washington 4/19/91 vs. Washington 4/25/89 vs. Philadelphia	Ron Francis Paul Coffey Mario Lemieux
Points	4	4/23/92 vs. Washington 4/25/89 vs. Philadelphia	Lemieux (2+2)* Lemieux (4+0)*
Shots	7	4/11/91 vs. New Jersey 4/16/08 at Ottawa	Larry Murphy Marian Hossa
Penalties	6	4/13/80 at Boston	Kim Clackson
PIMs	26	4/13/80 at Boston	Kim Clackson
Saves	27	4/21/97 vs. Philadelphia	Ken Wregget

*NHL record

SERIES

Goals	9	1989 vs. Philadelphia	Mario Lemieux
Assists	11	1995 vs. Washington	Ron Francis
Points	17	1992 vs. Washington	Mario Lemieux
PIMs	43	1989 vs. NY Rangers 1970 vs. St. Louis	Randy Hillier Tracy Pratt

YEAR

Goals	17	1991	Kevin Stevens
Assists	28	1991	Mario Lemieux
Points	44	1991	Mario Lemieux
Penalty Minutes	66	1989	Phil Bourque
Power-Play Goals	8	1992	Mario Lemieux
Game-Winning Goals	5	1992	Mario Lemieux
Shots	104	2009	Evgeni Malkin
Goals, Defenseman	5	1991	Larry Murphy
Assists, Defenseman	18	1991	Larry Murphy
Points, Defenseman	23	1991	Larry Murphy
Saves	686	2009	Marc-Andre Fleury

GAME

Goals	5	4/25/89 vs. Philadelphia	Mario Lemieux
Assists	4	Eight Times - Last Time 4/11/08 vs. Ottawa	Sidney Crosby
Points	8	4/25/89 vs. Philadelphia	Lemieux (5+3)*
Shots	12	4/24/96 at Washington 4/29/92 vs. Washington	Jaromir Jagr Kevin Stevens
Penalties	8	4/13/80 at Boston	Kim Clackson
PIMs	32	4/19/70 at St. Louis	Tracy Pratt
Saves	70	5/4/00 vs. Philadelphia	Ron Tugnutt

*NHL record

STREAKS

Goals	7 games	4/26/96-5/11/96 5/3/91-5/17/91	Mario Lemieux (10) Mario Lemieux (8)
Assists	10 games	4/19/91-5/11/91	Mario Lemieux (16)
Points	15 games	4/13/91-5/17/91	Lemieux (11+18)

OVERTIME GAMES

DATE	PLAYER	TIME	OPPONENT	GAME #	RESULT	SCORE
5/11/09	David Steckel	6:22	vs. Washington	Game 6	L	4-5
5/9/09	Evgeni Malkin	3:28	at Washington	Game 5	W	4-3
5/6/09	Kris Letang	11:23	vs. Washington	Game 3	W	3-2
4/17/09	Bill Guerin	18:29	vs. Philadelphia	Game 2	W	3-2
6/2/08	Petr Sykora	49:57	at Detroit	Game 5	W	4-3
5/4/08	Marian Hossa	7:10	vs. NY Rangers	Game 5	W	3-2
5/10/01	Darius Kasparaitis	13:01	at Buffalo	Game 7	W	3-2
5/8/01	Martin Straka	11:29	vs. Buffalo	Game 6	W	3-2
5/5/01	Stu Barnes	8:34	at Buffalo	Game 5	L	2-3
4/23/01	Martin Straka	13:04	vs. Washington	Game 6	W	4-3
4/18/01	Jeff Halpern	4:01	vs. Washington	Game 4	L	3-4
5/4/00	Keith Primeau	92:01	vs. Philadelphia	Game 4	L	1-2
5/2/00	Andy Delmore	11:01	vs. Philadelphia	Game 3	L	3-4
4/15/00	Jaromir Jagr	5:49	vs. Washington	Game 2	W	2-1
5/17/99	Garry Valk	1:58	vs. Toronto	Game 6	L	3-4
5/13/99	Sergei Berezin	2:18	vs. Toronto	Game 4	L	2-3
5/2/99	Jaromir Jagr	8:59	vs. New Jersey	Game 6	W	3-2
4/23/98	Benoit Brunet	18:43	vs. Montreal	Game 1	L	2-3
4/24/96	Petr Nedved	79:15	at Washington	Game 4	W	3-2
5/26/95	Neil Broten	18:36	at New Jersey	Game 4	L	1-2
5/14/95	Luc Robitaille	4:30	vs. Washington	Game 5	W	6-5
5/14/93	David Volek	5:16	vs. NY Islanders	Game 7	L	3-4
5/17/92	Jaromir Jagr	9:44	vs. Boston	Game 1	W	4-3
5/9/92	Ron Francis	2:47	vs. NY Rangers	Game 4	W	5-4
5/7/92	Kris King	1:29	vs. NY Rangers	Game 3	L	5-6
5/3/91	Vladimir Ruzicka	8:14	at Boston	Game 2	L	4-5
4/19/91	Kevin Stevens	8:10	vs. Washington	Game 2	W	7-6
4/5/91	Jaromir Jagr	8:52	vs. New Jersey	Game 2	W	5-4
4/21/89	Phil Bourque	12:08	at Philadelphia	Game 3	W	4-3
4/13/82	John Tonelli	6:10	at NY Islanders	Game 5	L	3-4
4/10/82	Rick Kehoe	4:14	vs. NY Islanders	Game 3	W	2-1
4/14/81	Mike Crombeen	25:16	at St. Louis	Game 5	L	3-4
4/14/79	Geroge Ferguson	0:47	at Buffalo	Game 3	W	4-3
4/9/72	Pit Martin	0:12	vs. Chicago	Game 4	L	5-6
4/12/70	Michel Briere	8:28	at Oakland	Game 4	W	3-2

OVERALL OVERTIME RECORD: 20-15

HOME OVERTIME RECORD: 13-10

ROAD OVERTIME RECORD: 7-5

PLAYOFF SCORING

PLAYER	GP	G	A	PTS	PIMS
1. Mario Lemieux	107	76	96	172	87
2. Jaromir Jagr	140	65	82	147	121
3. Kevin Stevens	103	46	60	106	170
4. Ron Francis	97	32	68	100	67
5. Larry Murphy	74	15	57	72	73
6. SIDNEY CROSBY	49	24	39	63	30
7. EVGENI MALKIN	49	24	38	62	83
8. Martin Straka	65	19	27	46	30
9. Mark Recchi	29	10	28	38	33
10. Rick Tocchet	32	15	22	37	68
11. SERGEI GONCHAR	47	5	27	32	22
12. Joe Mullen	62	16	15	31	20
13. Alexei Kovalev	39	11	17	28	40
14. Marian Hossa	20	12	14	26	12
15. Paul Coffey	23	4	22	26	37
16. Phil Bourque	56	13	12	25	107
17. Jan Hrdina	40	10	14	24	22
18. MAXIME TALBOT	46	11	12	23	62
19. Petr Nedved	23	11	12	23	28
20. Troy Loney	66	8	14	22	97
21. Rick Kehoe	37	4	17	21	2
22. JORDAN STAAL	49	13	6	19	24
23. Rob Brown	41	9	10	19	34
24. Robert Lang	45	7	12	19	6
25. Jean Pronovost	29	9	9	18	12
26. Shawn McEachern	48	6	11	17	24
27. Ryan Malone	25	6	10	16	25
28. Ulf Samuelsson	66	4	12	16	123
29. KRIS LETANG	39	4	11	15	38
30. BILL GUERIN	24	7	8	15	15
31. Sergei Zubov	18	1	14	15	26
32. George Ferguson	22	4	11	15	13
33. CHRIS KUNITZ	24	1	13	14	19
34. R. FEDOTENKO	24	7	7	14	4
35. Rod Schutt	22	8	6	14	26
36. Bryan Trottier	46	7	7	14	57
37. Randy Carlyle	22	6	8	14	41
38. Ron Schock	29	2	12	14	23
39. TYLER KENNEDY	44	5	8	13	17
40. Bob Errey	49	9	4	13	51
41. Ron Stackhouse	32	5	8	13	38
42. Jiri Slegr	29	3	10	13	33

PLAYER	GP	G	A	PTS	PIMS
43. Tomas Sandstrom	36	7	5	12	50
44. Paul Stanton	44	2	10	12	66
45. Luc Robitaille	12	7	4	11	26
46. Gregg Sheppard	17	4	7	11	2
47. John Cullen	20	3	8	11	36
48. Jock Callander	22	3	8	11	12
49. Pierre Larouche	15	2	9	11	2
50. Petr Sykora	27	6	4	10	16
51. Lowell MacDonald	15	6	4	10	8
52. Janne Laukkanen	29	4	6	10	24
53. Andrew Ference	18	3	7	10	16
54. J.J. Daigneault	17	1	9	10	36
55. Dan Quinn	11	6	3	9	10
56. Bob Kelly	15	6	3	9	23
57. Bryan Smolinski	18	5	4	9	10
58. Aleksey Morozov	39	4	5	9	8
59. Kip Miller	13	2	7	9	19
60. Dave Roche	16	2	7	9	51
61. Colin Campbell	19	2	7	9	51
62. Zarley Zalapski	11	1	8	9	13
63. Rob Scuderi	49	1	7	8	10
64. Ryan Whitney	25	2	6	8	31
65. Gary Roberts	16	4	4	8	34
66. Michel Briere	10	5	3	8	17
67. Mike Bullard	9	4	4	8	4
68. Syl Apps	19	4	4	8	23
69. Kevin Hatcher	24	4	4	8	20
70. German Titov	11	3	5	8	4
71. Randy Cunneymouth	11	3	5	8	26
72. Greg Malone	18	3	5	8	32
73. Glen Murray	18	2	6	8	10
74. Peter Taglianetti	39	1	7	8	83
75. Peter Lee	19	0	8	8	4
76. Chris Tamer	37	0	8	8	52
77. PASCAL DUPUIS	36	2	5	7	26
78. MATT COOKE	24	1	6	7	22
79. MARK EATON	30	4	3	7	10
80. Ken Schinkel	13	6	1	7	4
81. Vic Hadfield	10	5	2	7	11
82. Mark Johnson	10	4	3	7	6
83. Stu Barnes	11	3	4	7	2
84. Paul Gardner	10	2	5	7	10

PLAYER	GP	G	A	PTS	PIMS	PLAYER	GP	G	A	PTS	PIMS
85. Dean Prentice	12	2	5	7	8	131. Rene Corbet	24	2	1	3	21
86. Scott Young	17	1	6	7	2	132. Brad Werenka	19	2	1	3	14
87. Ian Moran	61	1	6	7	20	133. Chris Joseph	25	2	1	3	20
88. Kjell Samuelsson	44	0	7	7	72	134. Wally Boyer	10	1	2	3	0
89. Tom Barrasso	101	0	7	7	36	135. Dunc McCallum	10	1	2	3	12
90. BROOKS ORPIK	49	0	6	6	48	136. Bob Woytowich	10	1	2	3	2
91. Miroslav Satan	17	1	5	6	11	137. Jason Woolley	5	0	3	3	0
92. Gary McAdam	12	3	3	6	9	138. Greg Hotham	5	0	3	3	6
93. Chuck Arnason	9	2	4	6	4	139. Jim Morrison	8	0	3	3	10
94. Jiri Hrdina	35	2	4	6	22	140. Russ Anderson	10	0	3	3	28
95. Mike Ramsey	13	0	6	6	4	141. Bryan Hextall	14	0	3	3	43
96. CRAIG ADAMS	24	3	2	5	16	142. Mike Needham	14	2	0	2	4
97. Jeff Daniels	12	3	2	5	0	143. Michel Ouellet	5	0	2	2	6
98. Orest Kindrachuk	7	4	1	5	7	144. Stan Gilbertson	3	1	1	2	2
99. Kevin Miller	18	3	2	5	8	145. Nick Libbett	5	1	1	2	0
100. Tyler Wright	30	3	2	5	40	146. Rick MacLeish	5	1	1	2	0
101. Ross Lonsberry	17	2	3	5	13	147. Kevin McClelland	5	1	1	2	5
102. Norm Maciver	12	1	4	5	8	148. Bob Stewart	5	1	1	2	2
103. Dave Tippett	12	1	4	5	14	149. Dave Michayluk	7	1	1	2	0
104. Jim Paek	27	1	4	5	8	150. Pat Price	10	1	1	2	49
105. Gord Roberts	43	1	4	5	95	151. Brad Lauer	12	1	1	2	4
106. Tom Bladon	8	0	5	5	2	152. Grant Jennings	38	1	1	2	38
107. Jim Johnson	11	0	5	5	44	153. Darryl Edestrand	4	0	2	2	0
108. Josef Beranek	29	0	5	5	8	154. Greg Polis	4	0	2	2	0
109. Philippe Boucher	9	1	3	4	4	155. Glen Sather	10	0	2	2	17
110. Adam Hall	17	3	1	4	8	156. Bob Boughner	29	0	3	3	37
111. Pat Boutette	5	3	1	4	8	157. Gord Dineen	11	0	2	2	8
112. Dave Burrows	20	1	3	4	16	158. Val Fonteyne	14	0	2	2	2
113. Joe Dziedzic	21	1	3	4	23	159. Matthew Barnaby	24	0	2	2	64
114. Mario Faubert	10	2	2	4	6	160. ALEX GOLIGOSKI	2	0	1	1	0
115. Nick Harbaruk	14	3	1	4	20	161. John Slaney	2	1	0	1	2
116. Darius Kasparaitis	38	2	2	4	50	162. Len Barrie	4	1	0	1	8
117. Francois Leroux	33	1	3	4	34	163. Colby Armstrong	5	0	1	1	11
118. Keith McCreary	11	0	4	4	6	164. Greg Johnson	5	1	0	1	2
119. Wayne Primeau	18	1	3	4	2	165. Peter Laframboise	9	1	0	1	0
120. Fredrik Olausson	11	0	4	4	2	166. Pat Falloon	10	1	0	1	2
121. Duane Rupp	10	2	2	4	8	167. Greg Andrusak	12	1	0	1	6
122. Hal Gill	44	0	3	3	18	168. Bobby Dollas	13	1	0	1	6
123. Jarkko Ruutu	25	2	1	3	36	169. Dan Kesa	13	1	0	1	0
124. Georges Laraque	17	1	2	3	4	170. Randy Gilhen	16	1	0	1	14
125. Bob Leiter	4	3	0	3	0	171. Pete Mahovlich	2	0	1	1	0
126. Jim Hamilton	6	3	0	3	0	172. Don Awrey	3	0	1	1	0
127. Eddie Olczyk	11	3	0	3	16	173. Wayne Bianchin	3	0	1	1	6
128. Andre St. Laurent	5	2	1	3	8	174. Jacques Cossette	3	0	1	1	4
129. Blair Chapman	10	2	1	3	9	175. Dave McLlwain	3	0	1	1	0
130. Troy Murray	12	2	1	3	12	176. Ed Van Impe	3	0	1	1	2

PLAYER	GP	G	A	PTS	PIMS	PLAYER	GP	G	A	PTS	PIMS
177. Tim Horton	4	0	1	1	2	223. Randy Boyd	3	0	0	0	11
178. Al McDonough	4	0	1	1	0	224. Kim Clackson	3	0	0	0	37
179. Eddie Shack	4	0	1	1	15	225. Corey Foster	3	0	0	0	4
180. Frank Pietrangelo	5	0	1	1	2	226. Al Smith	3	0	0	0	0
181. Gary Rissling	5	0	1	1	4	227. Simon Nolet	3	0	0	0	0
182. Greg Brown	6	0	1	1	4	228. Ronald Petrovicky	3	0	0	0	2
183. Barry Wilkins	6	0	1	1	4	229. Michel Plasse	3	0	0	0	0
184. Marc Chorney	7	0	1	1	2	230. Stefan Bergqvist	4	0	0	0	2
185. Bob Paradise	7	0	1	1	17	231. Steve Cardwell	4	0	0	0	2
186. Bob McManama	8	0	1	1	6	232. Erik Christensen	4	0	0	0	6
187. Dennis Owchar	8	0	1	1	6	233. Kim Davis	4	0	0	0	0
188. Dave Hannan	8	0	1	1	4	234. Pat Graham	4	0	0	0	2
189. Paul Baxter	10	0	1	1	42	235. Richard Park	4	0	0	0	2
190. Tracy Pratt	10	0	1	1	51	236. Jim Rutherford	4	0	0	0	0
191. Alex Hicks	11	0	1	1	4	237. Mike Stapleton	4	0	0	0	0
192. Marc Bergevin	12	0	1	1	2	238. Dale Tallon	4	0	0	0	4
193. Dmitri Mironov	15	0	1	1	10	239. Michel Dion	5	0	0	0	0
194. Randy Hillier	17	0	1	1	73	240. Rusty Fitzgerald	5	0	0	0	4
195. Neil Wilkinson	20	0	1	1	18	241. M-A FLEURY	49	0	0	0	2
196. Ken Wregget	26	0	1	1	9	242. Pat Hughes	5	0	0	0	21
197. Hans Jonsson	27	0	1	1	14	243. Dan LaCouture	5	0	0	0	2
198. Jean-Sebastien Aubin	1	0	0	0	0	244. Josef Melichar	5	0	0	0	2
199. Drake Berehowsky	1	0	0	0	0	245. Krzysztof Oliwa	5	0	0	0	16
200. Larry DePalma	1	0	0	0	0	246. Sean Pronger	5	0	0	0	4
201. Steve Dykstra	1	0	0	0	2	247. Doug Brown	6	0	0	0	2
202. Nils Ekman	1	0	0	0	0	248. Les Binkley	7	0	0	0	0
203. Maxim Galanov	1	0	0	0	0	249. Bob Blackburn	7	0	0	0	4
204. Steve Gatzos	1	0	0	0	0	250. Martin Sonnenberg	7	0	0	0	0
205. Tuomas Gronman	1	0	0	0	0	251. Milan Kraft	8	0	0	0	2
206. Greg Hawgood	1	0	0	0	0	252. Jim McKenzie	8	0	0	0	4
207. Victor Ignatjev	1	0	0	0	2	253. Alek Stojanov	9	0	0	0	19
208. Andreas Johansson	1	0	0	0	0	254. Rod Buskas	10	0	0	0	23
209. Paul Marshall	1	0	0	0	0	255. Dennis Herron	10	0	0	0	5
210. Peter Skudra	1	0	0	0	0	256. Greg Millen	10	0	0	0	0
211. Jocelyn Thibault	1	0	0	0	0	257. Peter Popovic	10	0	0	0	10
212. Wendell Young	1	0	0	0	0	258. Mike Hudson	11	0	0	0	6
213. Richard Zemplak	1	0	0	0	10	259. Ron Tugnutt	11	0	0	0	2
214. Mike Corrigan	2	0	0	0	0	260. Lew Morrison	13	0	0	0	0
215. Chris Dahlquist	2	0	0	0	0	261. Jay Caulfield	14	0	0	0	30
216. Todd Hlushko	2	0	0	0	0	262. Bryan Watson	14	0	0	0	38
217. Michal Rozsival	2	0	0	0	4	263. Johan Hedberg	18	0	0	0	0
218. Bob Simpson	2	0	0	0	0	264. Mathieu Garon	1	0	0	0	0
219. Lex Hudson	2	0	0	0	0						
220. Craig Muni	3	0	0	0	0						
221. Larry Bignell	3	0	0	0	2						
222. Brian Bonin	3	0	0	0	0						
						BENCH					34

TEAM RECORDS

SERIES

MOST GOALS - BOTH TEAMS

2-Game Series	15	1975	Pgh 9 - StL 6
3-Game Series	23	1977	Tor 13 - Pgh 10
4-Game Series	30	1989	Pgh 19 - NYR 11
5-Game Series	41	1981	Pgh 21 - StL 20
6-Game Series	45	1991	Pgh 27 - Bos 18
7-Game Series	55	1989	Phi 31 - Pgh 24
	55	1995	Pgh 29 - Wsh 26

MOST GOALS - PITTSBURGH

2-Game Series	9	1975	vs. St. Louis
3-Game Series	10	1977	vs. Toronto
4-Game Series	20	2009	vs. Carolina
5-Game Series	23	1993	vs. New Jersey
6-Game Series	28	1991	vs. Minnesota
7-Game Series	29	1995	vs. Washington

MOST GOALS - OPPONENTS

2-Game Series	6	1975	by St. Louis
3-Game Series	13	1977	by Toronto
4-Game Series	16	1979	by Boston
5-Game Series	22	1982	by NY Islanders
6-Game Series	20	1994	by Washington
7-Game Series	31	1989	by Philadelphia

FEWEST GOALS - BOTH TEAMS

2-Game Series	15	1975	Pgh 9 - StL 6
3-Game Series	11	1976	Tor 8 - Pgh 3
4-Game Series	19	1970	Pgh 13 - Oak 6
5-Game Series	24	2001	NJ 17 - Pgh 7
6-Game Series	24	2001	Pgh 14 - Wsh 10
7-Game Series	31	2009	Pgh 14 - Det 17

FEWEST GOALS - PITTSBURGH

2-Game Series	9	1975	vs. St. Louis
3-Game Series	3	1976	vs. Toronto
4-Game Series	7	1979	vs. Boston
5-Game Series	7	2001	vs. New Jersey
6-Game Series	10	1970	vs. St. Louis
7-Game Series	14	2009	vs. Detroit

FEWEST GOALS - OPPONENTS

2-Game Series	6	1975	St. Louis
3-Game Series	8	1976	Toronto
4-Game Series	5	2008	Ottawa
5-Game Series	8	2000	Washington
6-Game Series	10	2001	Washington
7-Game Series	17	2001	Buffalo
		2009	Detroit

MOST POWER-PLAY GOALS

Pittsburgh	11	1992	vs. Washington
Opponents	9	1989	Philadelphia
Both Teams	19	1989	Pgh 10 - Phi 9

MOST POWER-PLAY CHANCES

Pittsburgh	42	1989	vs. Philadelphia
	42	1995	vs. Washington
Opponents	44	1995	Washington
Both Teams	86	1995	Wsh 44 - Pgh 42

MOST PENALTIES

Pittsburgh	85	1989	vs. Philadelphia
Opponents	95	1989	Philadelphia
Both Teams	180	1989	Phi 95 - Pgh 85

FEWEST PENALTIES

Pittsburgh	9	1975	vs. St. Louis
Opponents	14	2009	vs. Detroit
Both	24	1975	Stl 15 - Pgh 9

MOST PENALTY MINUTES

Pittsburgh	242	1989	vs. Philadelphia
Opponents	270	1989	Philadelphia
Both Teams	512	1989	Phi 270 - Pgh 242

FEWEST PENALTY MINUTES

Pittsburgh	18	1975	vs. St. Louis
Opponents	30	2001	by New Jersey
Both Teams	61	1976	Tor 36 - Pgh 25

GAME

LARGEST MARGIN OF VICTORY

Home	7	4/20/93, 7-0 vs. New Jersey
Road	8	5/25/91, 8-0 at Minnesota

LARGEST MARGIN OF DEFEAT

Home	5	4/13/80, 8-3 vs. Boston
	5	4/25/92, 7-2 vs. Washington
	5	5/19/01, 5-0 vs. New Jersey
Road	7	4/7/82, 8-1 at NY Islanders

MOST GOALS

Both Teams, Home	17	4/25/89, 10-7 win vs. PHI
Both Teams, Road	12	5/12/93, 7-5 loss at NYI
Pittsburgh, Home	10	4/25/89, 10-7 win vs. PHI
Pittsburgh, Road	8	5/25/91, 8-0 win vs. MIN
Opponent, Home	8	4/13/80, 8-3 loss vs. BOS
Opponent, Road	8	4/7/82, 8-1 loss at NYI

MOST POWER-PLAY GOALS

For	4	4/29/92 vs. Washington
Against	3	Eight Times, Last 6/6/09 at Detroit
Both Teams	5	4/18/01, Pgh 2 - Wsh 3
	5	4/29/92, Pgh 4 - Wsh 1
	5	4/23/92, Pgh 3 - Wsh 2
	5	4/19/91, Pgh 2 - Wsh 3

MOST POWER-PLAY CHANCES

For	12	4/23/92 vs. Washington
Against	11	4/23/92 vs. Washington
Both Teams	23	Pgh 12 - Wsh 11

MOST SHORTHANDED GOALS

For	2	4/23/97 vs. Philadelphia
Against	2	Five Times, Last 4/26/97 at Philadelphia

MOST SHOTS

Pittsburgh, Regulation	53	4/11/08 vs. Ottawa
Pittsburgh, Overtime	65	4/24/96 at Washington
Opponent, Regulation	61	5/4/96 at Florida
Opponent, Overtime	72	5/4/00 vs. Philadelphia

MOST SAVES

Pittsburgh, Regulation	56	5/24/96 at Florida
Pittsburgh, Overtime	70	5/4/00 vs. Philadelphia
Opponent, Regulation	49	4/26/70 by St. Louis
Opponent, Overtime	61	4/24/96 by Washington

FEWEST SHOTS

Pittsburgh	13	5/4/99 at New Jersey
Opponent	16	4/23/70 by St. Louis

FEWEST SAVES

Pittsburgh	14	4/23/70 vs. St. Louis
Opponent	9	5/4/95 at New Jersey

MOST PENALTIES

Both Teams, Home	48	4/6/89, Pgh 25 - NYR 23
Both Teams, Road	37	4/29/00, Pgh 15 - Phi 22
Pittsburgh	25	4/6/89 vs. NY Rangers
Opponent	23	4/6/89 by NY Rangers

FEWEST PENALTIES

Both Teams, Home	5	5/17/01 Pgh 3 - NJ 3
Both Teams, Road	3	5/1/92 Pgh 2 - Wsh 1
Pittsburgh	0	5/13/09 at Washington
Opponents	1	5/22/01 by New Jersey
	1	5/4/99 by New Jersey
	1	5/1/92 by Washington

MOST PENALTY MINUTES

Both Teams, Home	125	4/25/89 Phi 79 - Pgh 46
Both Teams, Road	154	4/29/00 Phi 104 - Pgh 50
Pittsburgh	83	4/19/70 at St. Louis
Opponent	104	4/29/00 at Philadelphia

FEWEST PENALTY MINUTES

Both Teams, Home	10	5/17/01, Pgh 6 - NJ 4
Both Teams, Road	6	5/1/92, Pgh 4 Wsh 2
Pittsburgh	0	5/13/09 at Washington
Opponent	2	5/22/01 by New Jersey
	2	5/4/99 at New Jersey

PERIOD

MOST GOALS

Both Teams, Home	7	4/6/89	Pgh 5 - NYR 2
	7	4/25/89	Pgh 6 - Phi 1
Both Teams, Road	8	5/8/93	Pgh 4 - NYI 4
Pittsburgh, Home	6	4/25/89	vs. Philadelphia
Pittsburgh, Road	4	4/9/81	at NY Rangers
	4	5/8/93	at St. Louis
Opponent, Home	5	4/13/80	vs. Boston
Opponent, Road	4	4/8/82	NY Islanders
	4	5/8/93	NY Islanders

MOST SHOTS

Pittsburgh, Home	21	4/15/75	vs. NY Islanders
Pittsburgh, Road	20	5/7/96	at NY Rangers
Opponent, Home	28	4/21/97	vs. Philadelphia
Opponent, Road	23	5/24/96	at Florida

MOST SAVES

Pittsburgh	27	4/21/97	vs. Philadelphia
Opponent	21	4/15/75	by NY Islanders

FEWEST SAVES

Pittsburgh	1	4/21/01	vs. Washington
	1	4/19/94	vs. Washington
Opponent	1	6/12/09	at Detroit

FEWEST SHOTS

Pittsburgh	1	5/19/92	vs. Boston
		6/12/09	at Detroit
Opponent	1	4/21/01	by Washington
	1	4/19/94	by Washington

MOST PENALTIES

Both Teams, Home	24	4/6/89	vs. NY Rangers
Both Teams, Road	24	4/29/00	at Philadelphia
Pittsburgh	15	4/29/00	at Philadelphia
Opponent	22	4/29/00	at Philadelphia

MOST PENALTY MINUTES

Both Teams, Home	84	4/25/89	Phi 51 - Pgh 33
Both Teams, Road	128	4/29/00	Phi 92 - Pgh 36
Pittsburgh, Home	35	5/17/91	vs. Minnesota
Pittsburgh, Road	40	4/19/70	at St. Louis
Opponent, Home	51	4/25/89	vs. Philadelphia
Opponent, Road	92	4/29/00	at Philadelphia

FASTEST GOALS

BY ONE PENGUINS PLAYER

Two	0:11	4/17/96 vs. Washington	Petr Nedved
------------	------	------------------------	-------------

OVERALL BY PENGUINS

Two	0:07	4/13/80 vs. Boston	Ron Stackhouse and Rick Kehoe
Three	1:29	5/10/93 vs. NY Islanders	Mario Lemieux, Rick Tocchet and Larry Murphy
Four	4:52	4/5/89 vs. Philadelphia	Mario Lemieux (3) and Bob Errey

OVERALL BY OPPONENT

Two	0:25	4/24/75 at NY Islanders	Ed Westfall and Garry Howatt (both ENG)
------------	------	-------------------------	---

AT START OF GAME

by Penguins	0:15	4/8/81 at St. Louis	Greg Malone
by Opponent	0:14	4/26/97 at Philadelphia	Eric Lindros

AT START OF PERIOD OTHER THAN FIRST

by Pittsburgh	0:12	4/14/08 at Ottawa	Sidney Crosby
by Opponent	0:06*	4/25/89 vs. Philadelphia	Pelle Eklund

*NHL record

TEAM LEADERS

SHUTOUTS

FOR PITTSBURGH					FOR OPPONENTS				
GOALTENDER	DATE	OPPONENT	SCORE	SAVES	GOALTENDER	DATE	OPPONENT	SCORE	SAVES
Michel Plasse	4/8/76	vs. Toronto	2-0	21	Jacques Plante	4/28/70	at St. Louis	5-0	21
Frank Pietrangelo	4/15/91	vs. New Jersey	4-0	27	Gary Smith	4/8/72	vs. Chicago	2-0	31
Tom Barrasso	4/25/91	at Minnesota	8-0	39	Glenn Resch	4/26/75	vs. NY Islanders	1-0	30
Tom Barrasso	5/30/92	at Chicago	1-0	27	Wayne Thomas	4/9/76	at Toronto	4-0	26
Tom Barrasso	4/20/93	vs. New Jersey	7-0	36	Don Beaupre	4/21/94	at Washington	2-0	27
Tom Barrasso	5/4/93	vs. NY Islanders	3-0	26	Andy Moog	5/3/98	at Montreal	3-0	21
Ken Wregget	5/18/95	vs. Washington	3-0	33	Olaf Kolzig	4/12/01	at Washington	1-0	16
Tom Barrasso	5/28/96	vs. Florida	3-0	28	Martin Brodeur	5/17/01	vs. New Jersey	3-0	20
Tom Barrasso	5/7/99	at Toronto	2-0	20	Martin Brodeur	5/19/01	vs. New Jersey	5-0	21
Ron Tugnutt	4/13/00	at Washington	7-0	32	Ray Emery	4/19/07	at Ottawa	3-0	20
Ron Tugnutt	4/27/00	at Philadelphia	2-0	28	Henrik Lundqvist	5/1/08	at NY Rangers	3-0	29
Johan Hedberg	4/16/01	vs. Washington	3-0	34	Chris Osgood	5/24/08	at Detroit	4-0	19
Johan Hedberg	4/26/01	at Buffalo	3-0	25	Chris Osgood	5/26/08	at Detroit	3-0	22
Marc-Andre Fleury	4/9/08	vs. Ottawa	4-0	26	Martin Biron	4/23/09	vs. Philadelphia	3-0	28
Marc-Andre Fleury	4/27/08	vs. NY Rangers	2-0	26	Chris Osgood	6/6/09	at Detroit	5-0	22
Marc-Andre Fleury	5/18/08	vs. Philadelphia	6-0	21					

HAT TRICKS

FOR PITTSBURGH				FOR OPPONENTS			
GOALTENDER	DATE	OPPONENT	GOALTENDER(S)	PLAYER	DATE	OPPONENT	GOALTENDER(S)
Ken Schinkel	4/11/70	at Oakland	Gary Smith	Dino Ciccarelli	4/25/92	vs. Washington	Tom Barrasso/ Ken Wregget (2)
Mario Lemieux#	4/25/89	vs. Philadelphia	Ron Hextall	Dirk Graham	5/30/92	at Chicago	Tom Barrasso
Mario Lemieux	4/23/92	vs. Washington	Don Beaupre	Andy Delmore	5/7/00	at Philadelphia	Ron Tugnutt (2)/ Peter Skudra
Ron Francis	5/9/92	vs. NY Rangers	Mike Richter/John Vanbiesbrouck (2)	Alex Ovechkin	5/4/09	at Washington	Marc-Andre Fleury
Kevin Stevens*	5/21/92	at Boston	Andy Moog				
Mario Lemieux	5/11/96	vs. NY Rangers	Mike Richter				
Jaromir Jagr	5/11/96	vs. NY Rangers	Mike Richter				
Martin Straka	4/25/99	at New Jersey	Martin Brodeur				
Sidney Crosby	5/4/09	at Washington	Simeon Varlamov				
Evgeni Malkin	5/21/09	vs. Carolina	Cam Ward				

*Four goals #Five Goals, NHL record

PENALTY SHOTS

FOR PITTSBURGH				
PLAYER	DATE	OPPONENT	GOALTENDER(S)	RESULT
Jaromir Jagr	5/11/92	vs. NY Rangers	John Vanbiesbrouck	GOAL
Shawn McEachern	5/13/92	vs. NY Rangers	John Vanbiesbrouck	No Goal
Aleksey Morozov	4/23/98	vs. Montreal	Andy Moog	No Goal
Martin Straka	5/2/01	vs. Buffalo	Dominik Hasek	No Goal
Evgeni Malkin	5/1/08	at NY Rangers	Henrik Lundqvist	No Goal
FOR OPPONENTS				
PLAYER	DATE	OPPONENT	GOALTENDER(S)	RESULT
Michal Pivonka	5/10/95	at Washington	Tom Barrasso	No Goal
Joe Juneau	4/24/96	at Washington	Ken Wregget	No Goal

OPPONENT PLAYOFF LEADERS

SCORING LEADERS

PLAYER	TEAM(S)	GP	G	A	PTS	PIM
Peter Bondra	Washington	39	19	12	31	8
Michal Pivonka	Washington	31	8	18	26	60
Calle Johansson	Washington	35	8	18	26	14
Dale Hunter	Washington	27	7	17	24	87
Joe Juneau	Washington	18	5	17	22	14
Ray Bourque	Boston	14	4	14	18	29
Mike Ridley	Washington	18	3	15	18	4
Dimitri Khristich	Washington	25	6	10	16	25
Tim Kerr	Phil./NY Rangers	11	1	15	16	2
Brian Leetch	NY Rangers	15	4	12	16	6

GOALTENDING LEADERS

PLAYER	TEAM(S)	GP	MP	GA	SO	GAA	W-L
Glenn Resch	NY Islanders	4	240	4	1	1.00	4-0
Jacques Plante	St. Louis	3	180	4	1	1.33	2-1
Chris Osgood	Detroit	13	767	23	3	1.80	7-6
Brian Boucher	Philadelphia	6	463	14	0	1.80	4-2
Wayne Thomas	Toronto	5	300	9	1	1.80	3-2
Martin Brodeur	New Jersey	17	1042	33	2	1.90	11-6
Ray Emery	Ottawa	5	299	10	1	2.01	4-1
Curtis Joseph	Toronto	6	363	13	0	2.15	4-2
Gerry Cheevers	Boston	9	540	20	0	2.22	7-2
Dominik Hasek	Chicago/Buffalo	7	453	17	0	2.25	3-4
Olaf Kolzig	Washington	18	1044	42	1	2.41	6-11
Gary Smith	Oakland/Chicago	5	308	13	1	2.53	1-4
Henrik Lundqvist	NY Rangers	5	303	14	1	2.78	1-4
Martin Gerber	Ottawa	4	239	14	0	3.51	0-4
Martin Biron	Philadelphia	11	673	34	1	3.03	3-8
Simeon Varlamov	Washington	7	400	25	0	3.75	3-4
Cam Ward	Carolina	4	237	17	0	4.30	0-4

MEDIA INFORMATION



[table of contents](#)

[team information](#)

[players](#)

[2008-09 season](#)

[opponents](#)

[history](#)

[playoff history](#)

[media information](#)

[2009-10 schedule](#)

INDIVIDUAL GAME CREDENTIALS:

Game-by-game credentials will be issued based on availability and should be reserved as early as possible. Major daily newspapers, radio and television will receive priority in handling game-by-game requests. These requests must be submitted to Erik Heasley (eheasley@pittsburghpenguins.com) no later than 24 hours prior to the game. **THERE WILL BE NO EXCEPTIONS.** Game-by-game credentials can be picked up at Gate 3 at Mellon Arena two hours prior to game time.

Only working members of the media will be admitted to the locker rooms. The Penguins require all members of the media to display credentials at all times at practice sessions and games.

PRESS BOX:

The press box is located on the west side of the building above section D-24. It is for game personnel and members of the media covering the game only. Elevators to the press box are located inside Gate 3 near the press lounge. Take the elevator to the 5th floor and exit either right or left, taking the stairs to the press level.

Please note that ALL seats in the press box are assigned and media must sit in the seat assigned. Due to limited seating, overflow media will be assigned seats in the auxiliary seating areas in the north end and east side of the building when necessary.

PHOTOGRAPHERS:

Only outlets that have covered the team on a regular basis and have received approval for season credentials will be assigned shooting locations in the runways and Igloo seating. Ice-level positions will be available on a game-by-game basis for each period. Photographers at ice-level will be shooting through the glass. Photo assignments will be posted in the press lounge and the media workroom prior to each game.

TELEVISION CREWS:

Due to seating limitations, television crews will not be assigned press box seating. On-air talent will be assigned one seat per station in the press box, space permitting. Television crews are asked to view the game in the press lounge or media workroom. **TV crews are not permitted to shoot highlight footage of game action.**

PRESS LOUNGE:

The press lounge is located on the lower level near Gate 3. Members of the media and game night staff must show passes or credentials at the door for admittance. The press lounge will be open two hours prior to game time with dinner and beverages available for purchase. The press lounge is equipped with wireless internet, telephones and electrical outlets and is available to media during and after the game for filing purposes.

LOCKER ROOM ACCESS:

The Penguins locker room will open no later than 5 minutes after the conclusion of the game per NHL regulations. The Penguins training room and the players' dressing area is off-limits to the media at all times. Entrance to the Penguins locker room is through the side door at Gate 2. **ONLY** working members of the media with appropriate credentials will be admitted.

At the conclusion of practice, the locker room will be open as per League requirements. Please enter the locker room from the runway after practices and morning skates.

POST GAME PROCEDURES:

Post-game briefings with Penguins head coach Dan Bylsma will be held after each game in the press lounge located near the elevators. Wireless internet and a mult box will be available in the press lounge.

Post-game quote sheets for both head coaches will be available after the game in the press lounge and press box.

SERVICES:

Game notes and statistics will be available at the morning skate and in the press box prior to the game. Additional information from the NHL and press releases will also be available at these locations throughout the regular season.

Game summaries are available after each period in the press box. Final game summaries are distributed in the press box, press lounge and both the home and away locker rooms after the game. Out-of-town scores will be distributed throughout the game in the press box. If you require any special needs, please see a member of the Penguins' communications staff.

PRACTICES AND MORNING SKATES:

Practice sessions are open to all members of the media. Please confirm location and time by calling the Penguins' media relations hotline at 412.642.1986 as last minutes changes may occur. Credentials are required at practices.

RADIO NETWORK:

"The X", 105.9 FM, will serve as the Penguins flagship radio station for the 2009-10 season. Hall of Famer Mike Lange and two-time Stanley Cup champion Phil Bourque will call the action for all 82 games. "The X" is part of the Clear Channel Communications group.

TELEVISION COVERAGE:

FSN Pittsburgh continues its extraordinary coverage of Penguins games this season, producing at least 70 games. Paul Steigerwald and two-time Stanley Cup champion Bob Errey will call the action. Verses will televise eight games and NBC has the option to broadcast up to four, meaning all 82 games will be televised this season.

COMMUNICATIONS DEPARTMENT

Tom McMillan	412-642-1828	<i>Vice President Communications</i> tcmillan@pittsburghpenguins.com
Jennifer Bullano	412-642-1827	<i>Director of Communications</i> jbullano@pittsburghpenguins.com
Sam Kasan	412-642-2188	<i>Director of Content</i> skasan@pittsburghpenguins.com
Erik Heasley	412-642-1812	<i>Communications Coordinator</i> eheasley@pittsburghpenguins.com



FSN PITTSBURGH BROADCAST TEAM

PAUL STEIGERWALD PLAY-BY-PLAY ANNOUNCER

Pittsburgh native Paul Steigerwald enters his fourth season as play-by-play announcer for Penguins telecasts on FSN Pittsburgh.

He spent six seasons as the radio voice of the Penguins and the previous 14 seasons as color commentator on Penguins TV and radio broadcasts.

"Staggy," a tireless worker and interviewer, is well-known by coaches and players across the NHL.

Steigerwald developed his interest in hockey as a youngster in the South Hills – in part because his neighbor, former Penguins GM Jack Riley, gave local kids tickets to attend Penguins games.

He attended Kent State University, where he worked as one of the hockey club's broadcasters, and began his professional broadcasting career with the Johnstown Red Wings (EHL) in 1979.

Steigerwald joined the Penguins organization in 1980 as director of marketing and also served as intermission host for radio and television broadcasts. In 1985, he joined the broadcast team as a color commentator. He left the Penguins front office in 1988 for a position in the sports department of KDKA-TV but still maintained his color commentator duties.

In addition, Steigerwald served as play-by-play broadcaster with the Altoona Curve baseball club during the 2005, '06 and '07 seasons.



BOB ERREY COLOR ANALYST

Bob Errey returns for his sixth season on Penguins' television broadcasts, where he joins Paul Steigerwald.

Previously, Errey worked as the color commentator for Penguins' radio broadcasts alongside Steigerwald for four seasons.

Errey was the Penguins' first-round draft pick in 1983 and played 11 seasons in Pittsburgh, recording 132 goals, 272 points and 651 penalty minutes in 572 games.

A speedy two-way winger and excellent penalty killer, Errey was a key member of both Stanley Cup championship teams in 1991 and 1992.

Errey also played for Buffalo, San Jose, Detroit, Dallas and the New York Rangers in a 15-year NHL career. In 895 games, he registered 170 goals, 382 points and 1,005 penalty minutes.



PENGUINS RADIO NETWORK

MIKE LANGE PLAY-BY-PLAY ANNOUNCER

One of the most unique broadcasters in professional sports, Mike Lange enters his 34th season with the Penguins and will handle radio play-by-play on the club's flagship station, 105.9 FM "The X."

Known for his creative and colorful style, including trademark phrases such as "Buy Sam A Drink And Get His Dog One, Too," Lange was awarded the Foster Hewitt award by the Hockey Hall of Fame in 2001.

Lange's relationship with the Penguins began in 1974-75, when he broke into the NHL as a radio play-by-play man. He left for one season but returned in 1976-77 and has been a fixture on the Penguins' scene ever since.

Lange did radio exclusively until 1979, when games were simulcast on radio and TV. He served as the television voice of the Penguins through 2005-06, before returning to the radio booth in 2006-07.

A native of Sacramento, California, Lange earned a degree in broadcasting from Sacramento State University before starting his career as the voice of the Phoenix Roadrunners (WHL) in 1970. He also served as the play-by-play voice of the San Diego Gulls (WHL) in 1973-74 before joining the Penguins.

In addition to his tenure with the Penguins, Lange handled play-by-play duties for the Pittsburgh Pirates in 1986-87. A well-known member of the Pittsburgh community, Lange makes numerous personal appearances throughout the year and is actively involved in charity work.



PHIL BOURQUE COLOR ANALYST

Two-time Stanley Cup champion Phil Bourque begins his sixth season on the Penguins broadcast team, serving as color commentator alongside Mike Lange.

A gritty winger/defenseman, Bourque was signed by Pittsburgh as a free agent in 1982, and went on to record 164 points (75+89) in 344 regular season games with the Penguins between 1983 and 1992. For his career he totaled 199 points (88+111) in 477 games with the Penguins, Rangers and Senators.

Since retiring from professional hockey in 2000, Bourque has co-hosted Penguins pre- and post-game shows on the Penguins Radio Network and worked as a contributor for FSN Pittsburgh's coverage of Penguins hockey.



2009.10 CRITICAL DATES

(subject to change – as of August 24, 2009)

SEPTEMBER

5	Opening Day of Rookie Camp
12	Opening Day of NHL Training Camps
14	Pre-season schedule begins
14	Kraft Hockeyville Game - NY Islanders vs. Vancouver Canucks (Terrace, B.C.)
28	Victoria Cup - Chicago Blackhawks vs. HC Davos (Zurich, Switzerland)
28	NHL Premiere Challenge (pre-season) Florida Panthers vs. Tappara Tampere (Tampere, Finland)
29	Victoria Cup - Chicago Blackhawks vs. Zurich Lions (Zurich, Switzerland)
29	NHL Premiere Challenge (pre-season) St. Louis Blues vs. Linkoping (Linkoping, Sweden)
30	NHL Premiere Challenge (pre-season) Detroit Red Wings vs. Farjestad (Karlstad, Sweden)
30	NHL Premiere Challenge (pre-season) Florida Panthers vs. Jokerit (Helsinki, Finland)
30	Opening Day Playing Rosters set (3:00 p.m. ET)

OCTOBER

1	Hockey Fights Cancer Awareness Month
1	Opening Night - 92nd NHL Regular Season begins
1	San Jose @ Colorado - Joe Sakic's number #19 retired
2	NY Rangers at Pittsburgh (Stanley Cup Banner raised)
2	NHL Premiere - Chicago Blackhawks vs. Florida Panthers (Helsinki, Finland)
2	NHL Premiere - Detroit Red Wings vs. St. Louis Blues (Stockholm, Sweden)
3	NHL Premiere - Chicago Blackhawks vs. Florida Panthers (Helsinki, Finland)
3	NHL Premiere - Detroit Red Wings vs. St. Louis Blues (Stockholm, Sweden)
3	All 30 teams in action
24	All 30 teams in action
TBA	Lester Patrick Award luncheon (New York, NY)

NOVEMBER

4-7	U20 4 Nations Cup
7	Hockey Hall of Fame Game (Detroit Red Wings at Toronto Maple Leafs)
8	Hockey Hall of Fame Legends Game (Canada vs. World)
9	Hockey Hall of Fame Induction Ceremony (Toronto, ON) Inductees: Brett Hull, Brian Leetch, Luc Robitaille, Steve Yzerman (Player category); Lou Lamoriello (Builder category)

DECEMBER

1	Signing deadline for Group 2 free agents
19-27	Holiday Roster Freeze in effect. For all players on an NHL active roster, injured reserve, or players with non-roster and injured non-roster status as of midnight, local time, December 19, a roster freeze shall apply through midnight local time December 27, with respect to waivers, trades and loans, subject to the exceptions provided for in CBA Article 16.10.
24-25	No scheduled practices - dressing rooms closed
26 - Jan.5	IIHF World U20 Championship (Saskatoon & Regina, Canada)

JANUARY

1	2010 Bridgestone NHL Winter Classic - Philadelphia at Boston (Fenway Park, Boston)
17	NHL on NBC (game of the week coverage begins)
29-31	Hockey Weekend Across America (USA Hockey)
30	CBC's Hockey Day in Canada (Host: Stratford, ON) Montreal at Ottawa, Vancouver at Toronto, Edmonton at Calgary

FEBRUARY

1	Hockey is for Everyone Month
14	Last NHL games before Olympic break
15-23	2010 Winter Olympic Break: No scheduled practices - dressing rooms closed
16	Olympic Hockey tournament begins (Vancouver, Canada)
22	30th Anniversary of 'Miracle on Ice' game (1980)
26	Olympic Bronze medal game
28	Olympic Gold medal game

MARCH

1	NHL Regular season resumes after Olympic break
3	Trade deadline (3:00 p.m. ET)

APRIL

8-10	NCAA Frozen Four (Ford Field, Detroit)
11	Last day of 2009-2010 regular season
13-23	IIHF U18 World Championship (Mogilev & Bobruisk, Belarus)
14	Stanley Cup Playoffs begin
May	
1-9	2010 Royal Bank Cup (Dauphin, MB)
7-23	IIHF World Championship (Mannheim & Gelsenkirchen, Germany)
14-23	2010 Mastercard Memorial Cup (Brandon, MB)
24-29	NHL Combine (Toronto, ON)

JUNE

18	Last possible day for 2009 Stanley Cup Final
TBA	Deadline for first club-elected salary arbitration (later of June 15 or 48 hours after the conclusion of the Stanley Cup Final, 5:00 p.m. ET)
TBA	2010 NHL Awards (Las Vegas, Nevada)
TBA	NHL Entry Draft (Location: TBA)

JULY

1	Free Agency period begins
5	Deadline for player-elected salary arbitration notification (5:00 p.m. ET)
6	Deadline for club-elected salary arbitration notification (5:00 p.m. ET)
20 - Aug.4	Salary arbitration hearings held

AUGUST

6	Deadline for salary arbitration decisions to be rendered
---	--

2009.10 HOCKEY OPERATIONS

2010 ENTRY DRAFT

Order of Selection

The NHL's annual Draft Drawing is a weighted lottery system to determine the order of selection for the first 14 picks of the 2010 Entry Draft.

The 14 teams that did not qualify for the Stanley Cup Playoffs, or clubs that acquired those clubs' 2010 first-round draft picks, participate in the Drawing.

The Club selected in the drawing may not move up more than four positions in the draft order, thus only the five Clubs with the fewest regular-season points had the opportunity to receive the first overall selection.

No Club can move down more than one position as a result of the Draft Drawing.

In the first round of the 2010 Entry Draft, the order of selection is as follows:

- a) The first 14 selections, as determined by the Draft Drawing (see above);
- b) Clubs eliminated in the first two rounds of the 2010 Stanley Cup
- c) Playoffs, regular-season division winners excluded, in inverse order of points;
- d) Regular-season division winning clubs eliminated in the first two rounds of the 2010 Stanley Cup Playoffs, in inverse order of points;
- e) Clubs eliminated in the 2010 Conference Finals, in inverse order of points;
- f) Stanley Cup Finalist
- g) Stanley Cup champion

In the second and subsequent rounds the order of selection is as follows:

- a) Non-playoff clubs in inverse order of points;
- b) Clubs eliminated in the first two rounds of the 2010 Stanley Cup
- c) Playoffs, regular-season division winners excluded, in inverse order of points;
- d) Regular-season division winning clubs eliminated in the first two rounds of the 2010 Stanley Cup Playoffs, in inverse order of points;
- e) Clubs eliminated in the 2010 Conference Finals, in inverse order of points;
- f) Stanley Cup Finalist
- g) Stanley Cup champion

Eligibility for Claim

- a) All Players age 18 or older are eligible for claim in the Entry Draft, except:
 - i. a Player on the Reserve List of a Club, other than as a try-out;
 - ii. a Player who has been claimed in two prior Entry Drafts;
 - iii. a Player who previously played in the League and became a Free Agent pursuant to this Agreement;
 - iv. a Player age 21 or older who: (A) has not been selected in a previous Entry Draft and (B) played hockey for at least one season in North America when he was age 18, 19, or 20 and shall be eligible to enter the League as an Unrestricted Free Agent pursuant to Article 10.1(d); and 18
 - v. a Player age 22 or older who has not been selected in a previous Entry Draft and shall be eligible to enter the League as an Unrestricted Free Agent pursuant to Article 10.1(d).

Unsigned Draft Choices

- a) A player aged 18 or 19 who was selected in the first three rounds of the Entry Draft and who was not signed by his NHL Club may not be retained by the Club and must be returned to his junior Club no later than the day prior to the opening of the NHL regular season.
- b) A player aged 18 or 19 who was selected in the fourth or subsequent rounds who has not been signed by his NHL Club may not be retained by his Club and must be returned to his junior Club no later than the fourth day prior to the opening of the NHL regular season.

Entry Level Players

1. Players 18 through 21 years of age when signing their first contract must remain in the entry-level system for a period of three years; players age 22 and 23 when signing their first contract are in the entry level system for two years; while those age 24 when first under contract are in the entry level system for one year. Age is defined as the player's age on September 15 of the calendar year in which he signs the contract, regardless of his actual age on the date he signs such contract.

2. In the event that a signed 18 or 19-year-old player does not play a minimum of 10 NHL games (regular season and/or playoffs) in his first season under contract, the term of his player contract and his number of years in the entry level system will be extended for a period of one year. The exception to this is a 19-year-old player who turns 20 years of age between September 16 and December 31 in his first contract year.

3. In the event that a player signs his first contract at age 18 and has had his Player Contract extended for one season already, and such player does not play at least 10 NHL games (regular season and/or playoffs) in the second season under that player's Player Contract, then the term of his Player Contract and his number of years in the Entry Level System shall be extended for one additional year.

ROSTER INFORMATION

23-Man Roster

There may be a maximum of 23 players on each Club's playing roster at any one time from the commencement of the NHL regular season through the trade deadline. Prior to the start of the season, each Club must submit to the NHL its "Opening Day Playing Roster" which shall be comprised of not more than 23 players. Each Club must have a roster of at least 20 players, composed of 18 skaters and two goaltenders. Players on Injured Reserve do not count in the 23-Man Roster limit.

Injured Reserve List

In the event that a player is injured and a Club wishes to place him on the Injured Reserve List, the Club must follow these procedures.

1. A Club may place a player on the injured reserve list if such player is injured, disabled or ill and unable to perform his duties as a hockey player after having passed the Club's initial physical examination in that season.
2. A player who has an injury that renders him physically unable to play for a minimum of seven days after that date of the injury can be placed on the Club's Injured Reserve List. Once a player is placed on the injured reserve, the Club may replace said player on its NHL roster with another player. All determinations that a player has suffered an injury warranting injured reserve status must be made by the Club's medical staff and in accordance with the Club's medical standards.
3. A player placed on Injured Reserve is ineligible to compete in NHL games for a period of not less than seven days from the date of injury.
4. Players on Injured Reserve may attend Club meetings and meals, travel with the Club and participate in practice sessions.
5. Players on Injured Reserve are prohibited from appearing in games, participating in pre-game warm-ups with their Clubs, or dressing in game uniforms on game days.

Regular Season Waivers

For purposes of Regular Waivers and Re-Entry Waivers, the five (5) year exemption for an 18 year old skater and the four (4) year exemption for a 19 year old skater shall both be reduced to three (3) years commencing the first season that the 18 or

19 year old skater plays in eleven (11) NHL Games or more. The next two (2) seasons, regardless of whether the skater plays any NHL Games in either season, shall count as the second and third years toward satisfying the exemption. For purposes of Regular Waivers and Re-Entry Waivers, the six (6) year exemption for an 18 year old goalie and the five (5) year exemption for a 19 year old goalie shall both be reduced to four (4) years commencing the first season that the 18 or 19 year old goalie plays in eleven (11) NHL Games or more. The next three (3) seasons, regardless of whether the goalie plays any NHL Games in any of those three (3) seasons, shall count as the next three (3) years toward satisfying the exemption.

The first season in which a Player who is age 20 or older plays in one (1) or more Professional Games shall constitute the first year for calculating the number of years he is exempt from Regular Waivers and Re-Entry Waivers.

TIE-BREAKING PROCEDURES

A Player 25 years old or older who plays in one (1) or more Professional Games in any season shall be exempt from Regular Waivers and Re-Entry Waivers for the remainder of that season.

At the conclusion of the regular season, the standing of the teams in each Conference shall be determined in accordance with the following priorities in the order listed:

- a) First place in each of the three (3) divisions seeded 1, 2, and 3.
- b) The higher number of points earned by the Club.
- c) The greater number of games won by the Club.
- d) The higher number of points earned in games against each other among two (2) or more Clubs having equal standing under priority (b) and (c) **
- e) The greater differential between goals scored for and against by Clubs having equal standing under priority (d).

**** NOTE:** For the purpose of determining standing under priority (d) for two or more tied Clubs that have not played an even number of games with one or more of the other tied Clubs, the first game played in the city that has the extra game (the "odd game") shall not be included. When more than two Clubs are tied, the percentage of available points earned in games among each other (and not including any "odd games") shall be used to determine standing.



2009.10 SCHEDULE

S	M	T	W	T	F	S
				1	2	3
					7:30 NYR	7:00 @NYI
4	5	6	7	8	9	10
			7:30 PHX	7:00 @PHI		7:00 @TOR
11	12	13	14	15	16	17
	7:30 @OTT		7:00 @CAR			7:30 TB
18	19	20	21	22	23	24
		7:00 STL			7:30 FLA	7:30 NJ
25	26	27	28	29	30	31
			7:30 MON		7:00 @CBJ	7:30 MIN

OCTOBER 2009

S	M	T	W	T	F	S
1	2	3	4	5	6	7
		10:00 @ANA		10:30 @LA		10:30 @SJ
8	9	10	11	12	13	14
		7:00 @BOS		7:30 NJ		7:30 BOS
15	16	17	18	19	20	21
	7:30 ANA			7:30 @OTT		7:00 @ATL
22	23	24	25	26	27	28
	7:30 @FLA		7:30 MON		2:00 @NYI	7:30 NYR
29	30					
	7:00 @NYR					

NOVEMBER 2009

S	M	T	W	T	F	S
		1	2	3	4	5
				7:30 COL		7:30 CHI
6	7	8	9	10	11	12
	7:30 CAR			7:30 @MON		7:30 FLA
13	14	15	16	17	18	19
		7:00 PHI		7:00 @PHI		7:00 @BUF
20	21	22	23	24	25	26
	7:30 NJ		7:00 OTT			
27	28	29	30	31		
7:00 TOR		7:00 @BUF	7:00 @NJ			

DECEMBER 2009

S	M	T	W	T	F	S
					1	2
						3:00 @TB
3	4	5	6	7	8	9
5:00 @FLA		7:30 ATL		7:30 PHI		7:00 @TOR
10	11	12	13	14	15	16
	8:00 @MIN		9:30 @CGY	9:30 @EDM		10:00 @VAN
17	18	19	20	21	22	23
		7:30 NYI		7:30 WAS		
24	25	26	27	28	29	30
3:00 @PHI	7:00 @NYR			7:00 OTT		
31						
3:00 DET						

JANUARY 2010

S	M	T	W	T	F	S
	1	2	3	4	5	6
	7:00 BUF					3:00 @MON
7	8	9	10	11	12	13
3:00 @WAS			7:30 NYI		7:30 NYR	
14	15	16	17	18	19	20
1:00 NAS						
21	22	23	24	25	26	27
28						

FEBRUARY 2010

S	M	T	W	T	F	S
	1	2	3	4	5	6
		7:30 BUF		7:00 @NYR		1:00 DAL
7	8	9	10	11	12	13
3:00 BOS				7:00 @CAR	7:00 @NJ	
14	15	16	17	18	19	20
5:00 @TB			7:00 @NJ	7:00 @BOS		1:00 CAR
21	22	23	24	25	26	27
	7:00 @DET		7:00 @WAS			1:00 PHI
28	29	30	31			
5:00 TOR			7:30 TB			

MARCH 2010

S	M	T	W	T	F	S
				1	2	3
						1:00 ATL
4	5	6	7	8	9	10
		7:00 WAS		7:30 NYI		7:00 @ATL
11	12	13	14	15	16	17
5:00 @NYI						
18	19	20	21	22	23	24
25	26	27	28	29	30	

APRIL 2010

HOME

AWAY

EVERY GAME.

ALL HD.

(FSN).



BRINGING THE GAME TO YOU



► **Thanks for the memories...**

Now, let's make history

Best of luck in the 2009-2010 season.

bnymellon.com



BNY MELLON