



Table of Contents

All-Star Game	239	Playoff Fastest Goals	296
All-Time Goaltenders	196	Playoff Goaltenders, All-Time	291
All-Time Leaders/Season and Career	200-202	Playoff Hat Tricks	296
All-Time Roster	177-195	Playoff Leaders	291
Alumni Association	19	Playoff Opponent Leaders	295
Assistant Coaches	8	Playoff Overtime	295
Attendance	277	Playoff Penalty Shots	296
Broadcasters	302	Playoff Records	292-294
Coaches and Records by Year	198-199	Playoff Record by Series and Game	288
Comebacks	240	Playoff Record, Coaches Records	288
Community Relations	16-18	Playoff Records vs. Opponents	288
Craig Patrick	4	Playoff Results	283-287
Draft History	228-231	Playoff Scoring, All-Time	289-290
Eddie Johnston	6	Playoff Shutouts	296
Fastest Goals	226-227	Rosters	81-83
Future Pens	74-77	Scouts	9-10
General Managers/Coaches/Captains	197	Seasons in Review	244-276
Hockey Hall of Fame/Patrick and Lange	237	Special Teams	223
How To Figure	308	Staff Photos	14-15
In the System	77-80	Stanley Cup Championship Teams	282
Individual Records	210-212	Streaks	213
Ivan Hlinka	7	Team Awards	278-280
Ken Sawyer	5	Team Directory	13
Key Dates	312	Team Records	207-209
Leaders by Season	204-205	This Date in Penguins History	233-235
Mario Lemieux/Ownership	2-3	Tom Rooney	5
Media Information	304-305	Training Camp	277
Media Relations Staff	303	Training Staff	11-12
Mellon Arena	20	Uniform History	241
Mellon Arena Records	232	Uniform Numbers	242-243
Mellon Arena Seating Chart	311	Wheeling Nailers	88-89
Minor League Administration	90	Wilkes-Barre/Scranton Penguins	86-87
Month by Month	214	2000-01 Fast Facts	97
NHL Awards	238	2000-01 Final Standings	170
NHL Directory	306-307	2000-01 Game by Game	92-93
Olympics	236	2000-01 Home Games	94
Openers	203	2000-01 Injuries	103
Opponent All-Time Leaders	164	2000-01 Man Games Lost	104
Opponent Goaltenders	169	2000-01 Penguins Statistics	96
Opponent Hat Tricks	220-221	2000-01 Quarterly Breakdown	102
Opponent Information	106-163	2000-01 Road Games	95
Opponent Scoring	165-168	2000-01 Scoring Breakdown	101
Opponent Shutouts	225	2000-01 Season Highlights	99
Overtime Losses	217	2000-01 Superlatives	100
Overtime Scorers/vs. Teams	215	2000-01 Transactions	98
Overtime Wins	216	2001 Eastern Conference Finals	300
Penalty Shots	222	2001 Eastern Conference Quarterfinals	298
Penguins Hall of Fame	173-175	2001 Eastern Conference Semifinals	299
Penguins Hat Tricks	218-219	2001 Entry Draft	84-85
Penguins History	172	2001 Playoff Scoring	297
Penguins Records by Season	176	2001 Playoff Statistics	297
Penguins Shutouts	224	2001-02 Schedule	310
Player Bios	22-73		

Director of Publications: Brian Coe

Cover Design: Barb Pilarski

Editors: Steve Bovino, Tom McMillan, Darlene Sabo and Keith Wehner.

Contributors: Cindy Himes, Jim Morlock, Ned Bowdren

Photography: Matt Polk, NHL Images

Special Thanks: Source W, Consolidated Graphic Communications, Bill Grace

On The Cover:

Andy Bathgate - who scored the Penguins first ever goal - and Mario Lemieux - the club's all-time points leader - act as bookends to the Pittsburgh Penguins' first 35 years in the National Hockey League.





MARIO LEMIEUX - Chairman and CEO



Dare we ask ... what now?

Mario Lemieux did it again last season. He surprised us. Did something no one else had ever done. Did something no one else had ever imagined.

Already a member of the Hockey Hall of Fame, already the first ex-player of the modern era to own a National Hockey League team, Lemieux set foot on yet another new frontier on Dec. 27, 2000, when he returned as a player for the Pittsburgh Penguins in a game against the Toronto Maple Leafs.

Later in this text we will deal with the other stuff of legend, such as Lemieux recording an assist 33 seconds after the opening face-off and finishing with 76 points in 43 games after sitting out for three-and-a-half seasons – oh, and leading his team to the conference finals – but for now we will settle for him becoming the first player-owner of the modern era.

"It was amazing, truly remarkable," said Craig Patrick, the Penguins' soft-spoken general manager and a man not normally given to such hyperbole. "But I guess nothing Mario does should surprise us any more."

To understand the enormity of the story you must know that Lemieux had left a dramatic imprint on the city of Pittsburgh and the Penguins franchise long before anyone fathomed an ownership role.

The greatest player in franchise history and one of the city's all-time sports legends, Lemieux scored more than 600 goals and 1,400 points and led the team to two Stanley Cups from 1984-97.

He won six NHL scoring titles, three league MVP awards and two Conn Smythe Trophies as MVP of the playoffs in addition to the two Cups – all this despite a stunning series of medical setbacks, including a battle with cancer and two major back operations, that led to his "premature" retirement in 1997 at the tender age of 31.

In honor of his prodigious accomplishments, the Hockey Hall of Fame waived its normal three-year waiting period and enshrined Lemieux in November 1997, less than seven months after he'd played his final game.

But those who'd thought they'd seen the last of Le Magnifique were, uh, mistaken.

It was a unique and dramatic set of circumstances that led him back to the game – and the business – at the very highest level in the late 1990s. The Penguins, faltering under enormous debt and financial burdens, filed for bankruptcy in October 1998, with Lemieux (who'd agreed to defer much of the salary from his final contract) as the largest unsecured creditor. In a matter of months, he assembled and spearheaded a group of investors to buy the team out of bankruptcy and restore its financial health.

They submitted a reorganization plan to U.S. Bankruptcy Court Judge Bernard Markovitz in March 1999, had it confirmed in June and – after several months of intense negotiations with partners and vendors – received final approval on Sept. 3, 1999.

"No one could have done this but Mario Lemieux," said NHL commissioner Gary Bettman. "Our hats are off to Mario and his investors and management team."

In his first season on the job, 1999-00, Lemieux led a tremendous financial renaissance that saw the Penguins break even on an operating basis barely one year after losing \$13 million.

He admitted to relying heavily on his three-man executive committee – Patrick, Tom Rooney, who oversaw marketing, ticketing and corporate sales, and Ken Sawyer, who ran the club's financial and legal departments and served as liaison with the NHL. But Lemieux's stature in the community and deft touch in negotiations and meetings made him a major player on the corporate scene.

"So many people played a role in this – the fans, the business community, the political leaders, our investors, our management team and, of course, the players and coaches," Lemieux said. "We still have a lot of work to do, but I believe we will continue to work hard and ultimately achieve our goal of bringing the Stanley Cup back to Pittsburgh."

What no one knew at the time was that the competitive fires had started to crackle inside him – and that Lemieux, himself, was starting to think that he might be able to help in that quest by returning to the ice.

The seed was planted in his head during the 2000 playoffs against the Philadelphia Flyers, when he watched from the owner's box at Mellon Arena. It continued to grow when he accompanied the team to Tokyo to begin the 2000-2001 regular season with two games against the Nashville Predators.

By late November, several weeks after conducting private workouts with former Penguins teammate Jay Caulfield and others, Lemieux had made his decision. He was coming back.

"As a player?" Tom Rooney shrieked when he heard the news.

As a player.



The news broke in early December and took Pittsburgh, the NHL and the sports world by storm. Lemieux targeted a Dec. 27 home game against Toronto for his return engagement, and the Penguins had to order additional phone lines to accommodate all the ticket demand.

The club received requests for more than 200 media credentials for the comeback game – a media load that equates, roughly, to a game in the Stanley Cup finals. In addition to the usual sports media outlets clamoring for a piece of interview time, Lemieux's comeback garnered publicity for the NHL in People Magazine, The CBS Morning Show and ABC's Good Morning America.

With Lemieux's four-year-old son, Austin, standing at center ice, the banner of his retired No. 66 was lowered from the Mellon Arena roof in a dramatic pre-game ceremony. Lemieux then took a mere 33 seconds to make an impact, recording an assist on his first shift (much as he'd scored a goal on his first NHL shot, on his first shift, as a teen-ager back in 1984).

"Mario certainly has a flair for the dramatic," Patrick said.

And he never let up. Never. He rang up 12 points in his first four games, scored a hat trick against Montreal on Jan. 24, contributed five-game winning goals and registered four four-point games the rest of the way. He had at least one point in 37 of his 43 regular season games.

The Penguins, of course, sold out every home game following his comeback – 24 in the regular season, eight in the playoffs for a total of 32 – but the more amazing story was what Lemieux's return did for ticket sales around the league.

He played before rare sellouts in Phoenix, in Tampa Bay, in Chicago, on Long Island. There were scalpings galore. The Carolina Hurricanes bought billboards to promote his two late-season appearances in Raleigh. Lemieux's story transcended hockey, even in non-hockey towns, and he made an immediate impact on television ratings around the league.

He finished the regular season with 35 goals and 41 assists for 76 points in 43 games – amazing numbers all – and was the league's Player of the Month for January. Almost lost in the shuffle was the fact that he recorded his 1,500th career point on Dec. 30 at Ottawa.

Then, in the cauldron of the playoffs, he led the Penguins with 17 points in 18 games and was the only player outside the Colorado Avalanche and New Jersey Devils – the Stanley Cup finalists – to finish in the top 10 in the league in playoff scoring. The Penguins knocked off Washington in the first round and outlasted Buffalo in seven games in the second round before being eliminated by defending champion New Jersey in the third. Still, it marked the first time the Penguins had reached the conference finals since 1996.

In addition to his on-ice heroics and ownership feats, Lemieux continues to oversee the Mario Lemieux Foundation for cancer research and hosts its annual celebrity golf tournament. The 2001 tournament attracted such stars as Michael Jordan and John Elway to the Club at Nevillewood and raised \$1 million for the charity.

In February 2001, Lemieux announced that the foundation was making a \$5 million gift to the UPMC Health System to create and establish the Mario Lemieux Centers for Patient Care and Research.

Mario, his wife, Nathalie, and their four children live in the Pittsburgh suburb of Sewickley.

(For a recap of all of Mario's career statistics and highlights, please see his bio in the players' section)

PENGUINS MANAGEMENT COMMITTEE

Mario Lemieux
Ronald W. Burkle
William E. Kassling
Michelle Mauldin

Harold L. Westley
Anthony W. Liberati
Thomas B. Grealish
Steven G. Leeper*

*non-voting member

LIMITED PARTNERS

SMG Pittsburgh, L.P.
William E. and Patricia J. Kassling
Paula D. and Angelo M. Falconi
FOM LP

BBSALP Holdings Limited Partnership
The Emperor Group and James C. Gale
Robert J. Brooks Family
Robert G. Hoffman, II and Mark C.
Hoffman



CRAIG PATRICK - Executive Vice President/General Manager



Craig Patrick prefers to work behind the scenes, away from the spotlight, preferring that the players, coaches and staff take the credit for any of the Penguins' success.

But that part of the job just got tougher.

In recognition of a lifetime of contributions to the sport on the local, national and international levels, including his outstanding work with the Penguins since 1989, Patrick was elected this year to the Hockey Hall of Fame.

He becomes the fourth member (and third generation) of his family to enter the Hall, joining his grandfather, Lester; his father, Lynn; and his great-uncle, Frank.

"It's a great honor and pleasure for the entire Penguins organization to see Craig enter the Hall of Fame," said Penguins owner Mario Lemieux, a fellow Hall member. "He deserves it. He's a class act and

a winner all the way."

Patrick was a college star and an NHL player, but he has made his greatest impact as a manager on the NHL and international levels.

He was assistant coach and assistant GM of the 1980 U.S. Olympic team that performed the "Miracle On Ice" and won an improbable gold medal. served as GM of the 1991 U.S. team at the Canada Cup and will work as GM of the 2002 U.S. Olympic team at Salt Lake City.

He parlayed his early Olympic service into a job as GM of the New York Rangers from 1981-86, leading the Rangers to the playoffs in each of his five seasons. But he is best known for his work with the Penguins since coming to Pittsburgh as general manager on Dec. 5, 1989.

Patrick has led the Penguins to two Stanley Cups, five division championships, one President's Trophy and 11 straight playoff berths in his 11 full seasons on the job. Under his leadership, the Penguins posted the second-best regular season record in the NHL in the 1990s, trailing only the Detroit Red Wings.

For his efforts, Patrick was named Sporting News NHL Executive of the Year in a vote of his peers in 1997-98 and 1998-99. He also won the 2000 Lester Patrick Award for contributions to hockey in the United States.

His 11-and-a-half seasons on the job represent the longest continuous stint as general manager in Penguins history, and he has been with his team longer than all but one current NHL GM, Lou Lamoriello of the New Jersey Devils.

Perhaps it was one of his peers, Brian Burke of the Vancouver Canucks, who summed it up best.

"I think among the GMs you'd have to reach pretty far to find a guy who has more respect than Craig," Burke said in an interview published in the Pittsburgh Tribune-Review. "He quietly assembled a couple of championship teams. He quietly dealt with the retirement of one of the most dominant players in the history of the league. He quietly dealt with ownership hassles, changes and bankruptcy courts, and he's done it with grace and a quiet calm.

"And I think he's done a wonderful job not only of assembling championship teams but putting together pretty good teams with limited budgets. I think he's shown that he can really do everything a general manager is expected to do."

Indeed, since the Penguins bottomed out financially by filing for bankruptcy in October, 1998, Patrick has led them to the Final Eight of the playoffs in 1998-99, the Final Eight again in 1999-00, and the Final Four – with a berth in the Eastern Conference Finals – in 2000-01.


"We think we have the best general manager in the game right here in Pittsburgh," said Lemieux, who rewarded Patrick with a new five-year contract over the summer.

Patrick played collegiate hockey at the University of Denver and captained the Pioneers to the NCAA championship in 1969. He played eight NHL seasons with five different teams, registering 72 goals and 163 points in 401 games before retiring in 1979. He also represented the U.S. at the 1976 Canada Cup (scoring two goals in a game against Ivan Hlinka and Czechoslovakia) and appeared in numerous international tournaments.

Born in Detroit, Patrick grew up in Boston and New Haven and was immersed in hockey because of his family ties. His grandfather, Lester, one of the legendary builders of the game, served as head coach and general manager of the New York Rangers and led his team to three Stanley Cups. His father, Lynn, was an all-star winger for the Rangers, became head coach of the club from 1948-50 and later served as GM of the Boston Bruins and St. Louis Blues. His uncle, Muzz, played defense for the Rangers and was GM/coach from 1954-64.



KEN SAWYER - President, Lemieux Group LP/Governor



Ken Sawyer is president of Lemieux Group LP, the parent organization of the Pittsburgh Penguins and related companies.

Ken has overall responsibility for the group's financial and legal dealings, and also will oversee the planning and potential development of a new arena. In addition, he represents the Penguins in league matters and is the team's governor on the NHL's Board of Governors.

A native of Montreal, the same hometown as Mario Lemieux, Ken joined the Penguins' management team as executive vice president and chief financial officer in September, 1999.

Ken brought 20 years of professional sports experience to Pittsburgh, including 14 as Chief Financial Officer of the National Hockey League (1979-93). From 1993-99, he operated his own financial consulting firm and served as a consultant to a number of professional sports organizations, including the Penguins.

"The fact that we were able to attract two highly-qualified executives in Ken Sawyer and Tom Rooney made a huge impact on our ability to turn this business around," Lemieux said. "Both have a great deal of experience and a great enthusiasm for what we're doing here with the Penguins. Especially now that I have returned as a player, I will rely heavily on their expertise and advice."

Ken is a graduate of McGill University in Montreal and is a chartered accountant. He and his wife, Shirley, reside in Pittsburgh. They have two sons, Scott and Christopher.

TOM ROONEY - President, Team Lemieux LLC/Alternate Governor



Tom Rooney is president of Team Lemieux LLC and is responsible for the day-to-day business operations of the Pittsburgh Penguins, as well as overseeing the club's minor-league affiliates in Wilkes-Barre and Wheeling.

Tom has overall responsibility for the Penguins' ticketing, marketing and corporate sales operations. He also is the club's alternate governor.

Tom "rejoined" the Penguins in September of 1999 as executive vice president and chief operating officer. He previously worked for the Penguins from 1981-90 as vice president of marketing and promotions before launching a successful career in the music and entertainment industry. From 1990-99, he was an executive with the Pace Entertainment Group, overseeing 15 amphitheatres and other entertainment venues around the country.

Tom is a member of Pittsburgh's foremost sports family. His uncle, Art, founded the Pittsburgh Steelers and his cousin, Dan, is currently president of the Steelers.

Tom grew up on the North Side and graduated from Duquesne University. He remembers attending Penguins games as a high school student during the club's first season in 1967-68 and earned extra money during his college days by working as an usher at the Civic Arena. His first job out of college was a sportswriter for Dardanel Publications in suburban Pittsburgh. He also worked in PR and advertising for The Meadows racetrack in Washington County.

Tom and his wife, Judee, also a Duquesne graduate, reside in Pittsburgh. They have a son, Josh, who once captained the Canevin High School hockey team to the championship of the Penguins Cup.



ED JOHNSTON - Assistant General Manager



Ed Johnston returns for his fifth season as the Penguins' assistant general manager, working closely with Craig Patrick on all team-related matters. Johnston has spent 18 seasons with the club in a variety of roles, including general manager, head coach, and assistant coach to Herb Brooks in 1999-2000. This season he also adds the title of Wheeling Nailers General Manager to his long list of credits.

"EJ" served as head coach of the Penguins from 1980-83 and again from 1993-97, posting an overall mark of 232-224-60, leading the team to two division titles. He is the winningest coach in franchise history, and also top the club's list in games coached with 516.

Johnston served as general manager of the team from 1983-88 and had the distinction of drafting Mario Lemieux with the first pick of the 1984 NHL draft.

He also coached the Chicago Blackhawks in 1979-80, going 34-27-19. His overall NHL coaching record is 266-251-79 in 596 games.

Johnston played 16 seasons as an NHL goaltender with Boston, Toronto, St. Louis and Chicago, earning two Stanley Cup rings during his stint in Boston. He was the last goaltender to play every minute of a season when he played all 70 games for the Bruins in 1963-64. He had a career goals against average of 3.25 in 592 NHL games, posting a 234-257-80 record with 32 shutouts.

Johnston also served as general manager of the Hartford Whalers from 1989-92, reaching the playoffs in each season.

Ed and his wife, Diane, have three children, Michele, EJ Jr. and Joseph.

ED JOHNSTON'S CAREER COACHING RECORD WITH THE PENGUINS

YEAR	GP	W	L	T	PTS	PCT
1980-81	80	30	37	13	73	.456
1981-82	80	31	36	13	75	.469
1982-83	80	18	53	9	45	.281
1993-94	84	44	27	13	101	.601
1994-95	48	29	16	3	61	.635
1995-96	82	49	29	4	102	.622
1996-97	62	31	26	5	67	.540
TOTALS	516	232	224	60	524	.508

PLAYOFF RECORD

1980-81	2-3
1981-82	2-3
1982-83	-
1993-94	2-4
1994-95	5-7
1995-96	12-6

TOTAL 23-23



IVAN HLINKA - Head Coach



Ivan Hlinka returns for his second season as head coach of the Pittsburgh Penguins after leading the team to the Eastern Conference Finals in his inaugural campaign.

Hlinka was named the 19th head coach in Penguins history on June 21, 2000, and is the 16th different person to hold the job, while becoming the second European coach in the NHL. Currently, he is the only European head coach in the NHL this season.

The Penguins went 42-28-9-3 with 98 points in 2000-01, the highest point total since the 1997-98 season. The Penguins berth in the Eastern Conference Finals was their first in five seasons.

Hlinka joined the Penguins as an associate head coach on February 20, 2000 and remained in that capacity through the end of the 1999-2000 season.

Prior to joining the Penguins, Hlinka served as head coach of the Czech Republic National team, and is generally credited with building the country's hockey program into one of the finest in the world today. While serving as head coach, Hlinka guided the team to two world championships and three Olympic medals in the 1990s. The high point of Hlinka's international career came when he led the Czech Republic to the gold medal at the 1998 Winter Olympics in Nagano, Japan. He will again be involved with his country's Olympic team, serving as the general manager for the 2002 Olympic Games at Salt Lake City, Utah.

A native of Most, Czechoslovakia, Hlinka distinguished himself on the ice as a member of Czechoslovakia's national team during the 1970s and 1980s, playing in 11 world championship tournaments, winning gold medals in 1972, 1976 and 1977. He was named to the tournament's all-star teams during the 1977 and 1978 competitions, and recorded 132 goals in 256 games with the team between 1970 and 1981. He also participated in the 1972 and 1976 Olympic Games and was named the top forward at the 1976 Canada Cup Tournament.

During that tournament, Hlinka and Craig Patrick crossed paths as the United States faced Czechoslovakia in a game at the Spectrum in Philadelphia. The result was a 4-4 tie in which Patrick and Hlinka each scored twice.

Hlinka began his professional playing career in 1969 with CHZ Litvinov in the Czech league and quickly established himself as one of his country's top players. He played almost exclusively with Litvinov through the 1980-81 season, recording 848 points (338+510) in 469 league games.


In 1981, Hlinka – along with fellow Czech Jiri Bublík – made the transition to the NHL by joining the Vancouver Canucks. In his first season with Vancouver, he ranked fifth on the team with 60 points (23+37), appearing in 72 games. He also set a record for points by a Canucks rookie, a mark that was tied by Pavel Bure in 1991-92. The following season, Hlinka collected 63 points (19+44) in 65 games and played for the Canucks in the Stanley Cup Finals. Overall with Vancouver, he totaled 123 points (42+81) in 137 games.

He returned to Europe in 1983 and finished out his playing career with EV Zug in the Swiss League from 1983-85 before turning to coaching.

In addition to coaching the national team, Hlinka has served as head coach of Litvinov in the Czech League.



RANDY HILLIER - Assistant Coach



Former Penguins defenseman Randy Hillier begins his second season on the Penguins coaching staff, a staff comprised completely of former Penguins players.

The 11-year veteran was originally drafted by the Boston Bruins in the fifth round (102nd overall) of the 1980 NHL Entry Draft and spent three seasons (1981-82 through 1983-84) with the Bruins. The Penguins acquired Hillier from Boston in October of 1984 for a fourth round choice in the 1985 Entry Draft.

Hillier spent seven seasons with the Penguins from 1984-85 to 1990-91, recording 92 points (13+79) and 594 penalty minutes in 343 games. The Toronto, Ontario native was an alternate captain on the Penguins first Stanley Cup championship team in 1991.

Hillier signed as a free agent with the New York Islanders in 1991, and closed out his career with Buffalo. For his career, he totaled 126 points (16+110) and 906 penalty minutes in 543 NHL games.

Hillier and his wife, Heather, have two daughters, Lara (14) and Marissa (11).

RICK KEHOE - Assistant Coach



Rick Kehoe enters his 27th season in the Penguins organization, including his 14th as an assistant coach.

Kehoe has served as an assistant under nine Penguins head coaches: Pierre Cremer, Gene Ubriaco, Craig Patrick (twice), Bob Johnson, Scotty Bowman, Ed Johnston, Kevin Constantine, Herb Brooks and Ivan Hlinka.


A talented right winger in his playing days, "Chico" played 11 of his 14 seasons with the Penguins and still ranks third on the club's all-time scoring list with 636 points, trailing only Mario Lemieux and Jaromir Jagr. He scored 312 goals in 722 games with the Penguins, ranking fourth on the club's all-time list in both categories.

Kehoe won the Lady Byng Trophy for sportsmanship in 1981 after setting career highs with 55 goals and 88 points, recording just six penalty minutes. He appeared in the NHL All-Star Game in 1981 and 1983 before retiring in 1985.

After retiring, Kehoe was a Penguins scout for two seasons, then began his coaching career as an assistant on Pierre Cremer's staff in 1987. He served as an assistant until the 1998-99 season when he served as the Penguins' professional scout. Kehoe returned behind the bench as an assistant to Herb Brooks on December 9, 1999.

The Windsor, Ontario native was named a charter member of the Penguins' Hall of Fame in 1993 and is also a member of the Western Pennsylvania Sports Hall of Fame. Rick and his wife, Peg, have a daughter, Karrie.

JOE MULLEN - Assistant Coach



Hockey Hall of Fame inductee Joe Mullen enters his second year in the coaching ranks. He played for the Penguins from 1990-91 through 1994-95, and again in 1996-97.

The New York City native was the first U.S. born player in NHL history to top 500 goals and 1,000 points. He scored his historic 500th goal with the Penguins on March 14, 1997 at Colorado. In 16 NHL seasons with the Penguins, St. Louis, Calgary and Boston, he recorded 502 goals and 1,063 points in 1,062 games. He ranks 27th on the NHL's all-time list in goals and 47th in points.

With the Penguins, Mullen played in 379 games, scoring 153 goals and 325 points. He ranks eighth on the Penguins' all-time list in goals and 14th in points.

Mullen played on both of the Penguins' Stanley Cup Championships in 1991 and 1992, and won a third Cup with Calgary in 1989. He was acquired by the Penguins from Calgary for a second round draft choice on

June 16, 1990, by Craig Patrick.

Mullen won the Lady Byng Trophy for sportsmanship twice, in 1987 and 1989 with Calgary, was named to the NHL First All-Star Team (1989), won the Lester Patrick Trophy (1995), and played in three NHL All-Star Games (1989, 1990, 1994). He retired following the 1996-97 season and was inducted into the Hockey Hall of Fame in his first year of eligibility in 2000.

Joe and his wife, Linda, have three sons, Ryan, Michael and Patrick, and a daughter, Erin.



GREG MALONE - Head Scout



Former NHL centerman Greg Malone enters his 11th season as the Penguins head scout, overseeing all junior, college, high school and European scouting efforts. He has been part of the club's staff since 1988 and logs thousands of miles on the road each season in his quest for young prospects.

Malone played 11 NHL seasons with the Penguins, Hartford and Quebec. During his Penguins career from 1976-83, he recorded 143 goals and 221 assists for 364 points in 495 games. He still ranks 10th on the team's all time list in points and 11th in goals.

Malone's best season came in 1978-79 when he led the Penguins with 35 goals and 65 points.

Greg has two sons, Ryan and Mark. A proud moment for Greg came when the Penguins selected Ryan in the fourth round of the 1999 NHL Entry Draft.

GILLES MELOCHE - Goaltending Coach and Scout



An 18-year veteran as an NHL goaltender, Meloche begins his 13th season as the Penguins goaltending coach and scout.

Meloche played 788 games in his NHL career with Chicago, California, Cleveland, Minnesota and Pittsburgh. He posted 270 victories and played in the Stanley Cup finals with Minnesota in 1980-81.

The Penguins acquired Meloche in a 1985 trade, and he spent the last three seasons of his playing career with the team. He joined the Penguins management ranks in December, 1989, shortly after Craig Patrick was named GM.

Meloche and his wife, Sophie, reside in his hometown of Rosemere, Quebec. He has a son, Eric, and a daughter, Annie. Eric was the Penguins seventh round draft choice in the 1996 Entry Draft out of Ohio State, and played last season with the team's AHL affiliate in Wilkes-Barre/Scranton.

HERB BROOKS - Scout



Brooks returned solely to the scouting ranks last season, after compiling a 29-23-5 record as Penguins head coach during the 1999-2000 season and leading the team to a first round playoff upset of the Washington Capitals. This is his seventh season as a member of the Pens staff.

A former college and Olympic player, Brooks has been a successful head coach at the NHL, college and Olympic levels.

He served as head coach of the New York Rangers (1981-85), Minnesota North Stars (1967-88) and the New Jersey Devils (1992-93). Before making the jump to the pro ranks, he was the head coach at the University of Minnesota for seven seasons, winning three NCAA championships.

His most publicized accomplishment, however, came when he coached the 1980 U.S. Olympic team to a gold medal. Penguins GM Craig Patrick served as Brooks' assistant coach and assistant GM on that team. This year the two are reunited on the Olympic stage as general manager and head coach of Team USA.

Brooks was inducted into the U.S. Hockey Hall of Fame in 1990.

WAYNE DANIELS - Scout



Daniels enters his third season on the Penguins scouting staff after more than 20 years with the Oshawa Generals of the Ontario Hockey League, where he served as a trainer, administrator, scout and general manager.

He was a scout when the Generals won the Memorial Cup in 1990 and served as general manager from 1991-99.

His son, Jeff, was drafted by the Penguins in 1986 and played for the club from 1990-94. Jeff is currently in the Carolina organization.

Wayne and his wife, Heather, also have a daughter, Julie.



CHUCK GRILLO - Scout



A veteran administrator, Chuck Grillo begins his first season as a member of the Penguins scouting staff. He has over 16 years of NHL experience, serving most recently as executive vice president and director of player personnel for the San Jose Sharks from 1992 to 1996 where he was responsible for drafting 2000-01 NHL Rookie of the Year Evgeni Nabakov and current NHL players Jeff Friesen, Viktor Kozlov, Andrei Nazarov, Marcus Ragnarsson, Mike Rathje, Sandis Ozolins, and Ray Whitney.

Prior to joining the Sharks, he served as Director of Pro Scouting for the Minnesota North Stars, and as a scout with the New York Rangers from 1980-88. Notable players drafted under his watch include Dorian Hatcher, Arturs Irbe, Roman Turek, Tony Amonte, Brian Leetch, Kelly Miller, Mike Richter, Kjetil Samuelsen, Tomas Sandstrom and John Vanbiesbrouck. Grillo also owns and operates the highly successful Minnesota Hockey Camps, considered in the profession as the finest hockey development center in North America.

He and his wife Clairene have six children and nine grandchildren and reside in Nisswa, Minnesota.

CHARLIE HODGE - Scout



Former NHL goaltender and Vezina Trophy winner Charlie Hodge enters his 12th season as a Penguins scout.

Hodge played 12 seasons in the NHL, including nine with the Montreal Canadiens, and was a member of five Stanley Cup championship teams. He won the Vezina Trophy in 1964 for posting the league's best goals against average (2.62) and shared the award with teammate Lorne "Gump" Worsley in 1966. He was named to the NHL's Second All-Star team in 1964 and 1965.

Hodge retired as a player in 1971 and spent two seasons coaching junior hockey before joining the Winnipeg Jets scouting staff in 1980. He and his wife, Sheila, have three children and five grandchildren and reside in Langley, British Columbia.

MARK KELLEY - Scout



Kelley begins his ninth season as the Penguins European scout. He has worked out of Moscow and Prague during his tenure with the Club.

During two seasons in Moscow, he also served as assistant general manager of the Central Red Army Team, known as the Russian Penguins.

The Waterville, Maine native played collegiately at Colby College and played professionally in Austria and with Binghamton of the AHL.

He was an assistant coach at Colby from 1982-84 and spent five seasons as a scout with the Quebec Nordiques (1988-93) before joining the Penguins.

NEIL SHEA - Scout



Shea enters his third season as a member of the Penguins scouting staff. He played four seasons at Boston College from 1982-86, winning three Hockey East championships.

After a tryout with the New York Rangers, he played professionally in Europe, then worked as a scout with the Quebec Ramparts of the International Hockey League.

Neil and his wife, Lorraine, have three sons, Brandon, Patrick and Neil.



JOHN WEIDAY - Strength/Conditioning Coach



Former Penn State offensive lineman John Weiday begins his 13th season as the Penguins strength and conditioning coach. Prior to joining the Penguins, he spent five years in the same capacity at Dartmouth College, working with all sports programs.

The Toronto, Ohio native was an offensive tackle at Penn State in 1978 and 1979 before his career was cut short due to injury. He then served as assistant strength coach at Penn State from 1980-83 and worked as a teaching assistant in the strength and conditioning program. While at Dartmouth, he also served as an instructor for physical education classes in strength training.

A member of both of the Penguins' Stanley Cup Championship teams, John and his wife, Jodi, have a son, Jared, and daughter, Jordan.

STEVE LATIN - Equipment Manager



Steve Latin is entering his 14th season with the Penguins and his 22nd season in the National Hockey League.

A veteran of over 1,500 NHL games, the Dearborn, Michigan native has an associate's degree in business from Eastern Michigan University in Ypsilanti. He broke into the NHL in 1980 with Detroit and spent six seasons with the Red Wings before joining the Hartford Whalers for two seasons. He joined the Penguins staff in 1988.

A member of both of the Penguins' Stanley Cup Championship teams, Latin has also been a member of five division winners and a President's Trophy winner with the Penguins.

Latin served as equipment manager for Team USA in the 1990 world championships and at the 1991 Canada Cup. He also worked the 1990 All-Star Game in Pittsburgh.

This season, Latin will serve as equipment manager for the 2002 U.S. Olympic team.

PAUL FLATI - Assistant Equipment Manager



Paul Flati begins his eighth season with the Penguins as assistant equipment manager.

He also served as assistant equipment manager for the Pittsburgh Phantoms of Roller Hockey International in 1994.

Paul and his wife, Carla, reside in Aliquippa.

He has three children, Paul, Abbie and Stephen, a daughter-in-law Phyllis and grandson, Dante.

PAUL DEFazio - Team Equipment Staff



Paul DeFazio enters his fifth season with the Penguins and second as a full-time staff member.

Prior to joining the Penguins, he worked at ICEOPLEX at Southpointe as Supervisor of Operations.

DeFazio has several years of competitive hockey experience and teaches hockey lessons year round.

He is single and resides in Mt. Lebanon.



**MARK MORTLAND -
Trainer**



Mark Mortland enters his fourth season as a full-time member of the Penguins training staff, after serving three seasons as a part-time physical therapist.

Prior to joining the Penguins, Mortland owned and directed seven sports medicine clinics in the Pittsburgh area.

Mortland attended Lock Haven University, earning a degree in athletic training, then went to the University of Maryland for his degree in physical therapy. He is a licensed physical therapist and certified athletic trainer.

Mark and his wife, Judy, have three children, sons Marcus (10) and Nicholas (8) and a daughter, Krista (3). They reside in Peters Township.

**SCOTT JOHNSON -
Trainer**



Scott Johnson begins his fourth season as a full-time member of the Penguins training staff after serving five seasons as a part-time trainer.

A graduate of North Dakota State with a B.S. in Athletic Training and Teacher Education, Johnson worked at St. Margaret Memorial Hospital and Allegheny Valley Hospital as an athletic trainer. He also served as athletic trainer at Shaler, Freeport and Lower Burrell High Schools before joining the Penguins.

Scott and his wife, Marliiss, have two daughters, Haley (8) and Brynn (6) and reside in Zelienople.

**DR. CHARLES BURKE -
Team Physician**



Dr. Charles Burke has served as the Penguins team physician since 1988.

He is an attending orthopedic surgeon at UPMC St. Margaret's Memorial Hospital and UPMC Shadyside in Pittsburgh as well as UPMC Passavant in the North Hills. He is an Assistant Professor of Orthopedic Surgery at the University of Pittsburgh School of Medicine. He specializes in sports medicine, joint replacement and knee and shoulder surgery.

A native of Boston, Burke graduated from Harvard and completed his graduate studies at the University of Cincinnati College of Medicine. He is board certified and a member of the American Academy of Orthopedic Surgeons.

He worked as team physician for Team USA at the 1991 Canada Cup Tournament and will serve as Team Physician for the 2002 United States Olympic Team. Burke is the current president of the NHL Team Physicians Society and serves on the NHL's injury analysis panel. He developed and directs the NHL Concussion Program and is a member of USA Hockey's Safety and Protective Equipment Committee.

He and his wife, Kathy, are the parents of four children.



2001-02 TEAM DIRECTORY

Pittsburgh Penguins
 Administrative Offices
 One Chatham Center, Suite 400
 Pittsburgh, PA 15219
 Phone: (412) 642-1300
 FAX: (412) 642-1859

OWNERSHIP

ADMINISTRATION

Chairman/CEO
 President, Lemieux Group LP
 President, Team Lemieux, LLC
 Executive Vice President/General Manager
 Vice President & General Counsel
 Executive Assistant
 Executive Assistant
 Receptionist
 Mailroom Supervisor

HOCKEY OPERATIONS

General Manager
 Assistant General Manager
 Head Coach
 Assistant Coaches
 Goaltending Coach and Scout
 Head Scout
 Scouts

Strength and Conditioning Coach

Equipment Manager
 Equipment Staff

Trainers

Team Physician
 Executive Assistant
 Team Staff

Assistant Equipment Manager

Head Coach, Wilkes-Barre/Scranton Penguins (AHL)
 Head Coach, Wheeling Nailers (ECHL)

COMMUNICATIONS AND MARKETING

Vice President, Communications/Marketing
 Director of Media Relations
 Manager, Media Relations
 Director of Public & Alumni Relations
 Director, Community Relations
 Director of Marketing
 Director of Entertainment
 Director of Alumni Relations
 Assistant Director, Entertainment
 Director of Operations, Lemieux Hockey Development
 Youth Hockey Instructor

FINANCE

Vice President/Controller
 Assistant Controller

Accounting Staff

PROPERTIES

Vice President of Properties
 Director of Publications
 Creative Director
 Multi Media Manager
 International Services
 Game Entertainment
 Game Entertainment

TICKETING

Vice President, Ticketing
 Director, Premium Seating
 Manager, Premium Services
 Assistant Manager, Premium Services
 Senior Director, Ticketing
 Senior Director, Ticketing
 Manager, Ticket Sales
 Director, Ticket Operations
 Box Office Manager
 Premium Seating Account Representative
 Box Office Staff
 Ticket Sales Representatives

Customer Service Representatives

CORPORATE SALES

Vice President, Corporate Sales
 Senior Director, Corporate Sponsorships
 Directors, Corporate Sponsorships
 Director, Corporate Sales, Lemieux Hockey Development
 Manager, Sales Service
 Assistant Manager, Sales Service
 Assistant Manager, Sales Service
 Corporate Sales Liaison

GENERAL INFORMATION

Home Ice
 Dimensions of Rink
 Seating Capacity
 Team Colors
 TV Station
 TV Announcers
 Flagship Radio Station
 Radio Announcers
 Minor League Affiliates

Team and Media Relations
 Mellon Arena
 66 Mario Lemieux Place
 Pittsburgh, PA 15219
 Media Relations FAX: (412) 642-1322

Mario Lemieux and The Lemieux Group

Mario Lemieux

Ken Sawyer
 Tom Rozner
 Craig Patrick
 Ted Black
 Elaine Houleider
 Fay McManis
 Kelly Hart
 Brett Hart

Craig Patrick

Ed Johnston
 Ivan Hlinka
 Rick Kelloe, Joe Muller, Randy Hiller
 Gilles Meloche
 Greg Malone
 Herb Brooks, Wayne Daniels, Charne Hodge,
 Mark Kelley Neil Stree, Chuck Grillo
 John Walday
 Steve Lattin
 Paul DeFazio
 Mark Martland, Scott Johnson
 Dr. Charles Burke
 Tracey Botsford
 Mike Lang, Jr.
 Paul Flati
 Glenn Patrick
 John Brophy

Tom McMillan

Steve Bovoio
 Keith Wehner
 Garry Himes
 Henee Ptichavacit
 Brian Magness
 Paul Barto
 Jack Hiley
 Mike Worman
 Mark Shuttoworth
 Alain Lemieux

Kevin Hart

Michelle McCullough
 Tawn Love, Troy Usack, Andrea Winache

Mike Lee

Brian Coe
 Barb Hianski
 Chris DeVivo
 Mia Scott
 Joe Halo
 Nathan Wadding

Mark Anderson

Teri Smith
 Michele Follen
 Sherry Huggins
 James Gattis
 Chad Siemak
 Mike Guffre
 Laura Bryer
 Carol Coulson
 Joanne Goliniec
 Kelly Gabany, Jason Olfert, John Tunt, Dana Kirkpatrick
 Peter Barakat, George Birmar
 Tod Miller, Chuck Fukanisky, Mike McLaughlin,
 Joe Traynor, Craig Wheeler, Jason Fiorani,
 George Murphy, Dave Benson, Jill Shaw, Russ Miller
 Lynda Gladling, Jim Westbrod, Kathy Davis,
 Erin Exley, Jennifer Snyder, Erica Myones

David Sotasz

Kenneth Rappasforfor
 Carl D. Alicandro, Mark DeAndrea
 Terri Dobos Young
 Mano Mays
 Beth McQuiston
 Darren Mouchesky
 Pierre Laroche

Mellon Arena

200 feet by 85 feet
 18,958
 Black, gold and white
 Fox Sports Net Pittsburgh
 Mike Lange, Eddie Olczyk
 3WS (94.5 FM, 970 AM)
 Paul Stegenwald, TBA
 Wilkes-Barre/Scranton (AHL)
 Wheeling (ECHL)



PENGUINS STAFF PHOTOS



Mark Anderson
Vice President, Ticketing



Peter Barakat
Ticket Sales Representative



Paul Barto
Director of Entertainment



Dave Benson
Ticket Sales Representative



George Birman
Ticket Sales Representative



Ted Black
Vice President/General Counsel



Kimberly Bogedorf
Senior Director, Corporate Sponsorships



Tracy Botzfeld
Executive Assistant



Steve Bovino
Director of Media Relations



Laura Beyer
Director, Ticket Operations



Brian Coe
Director of Publications



Carol Cowles
Box Office Manager



Carl D'Alcandro
Director, Corporate Sponsorships



Kathy Davis
Customer Service Representative



Mark DeAndrea
Director, Corporate Sponsorships



Chris Devivo
Multi-Media Manager



Erin Exley
Customer Service Representative



Michelle Finken
Manager, Premium Services



Kelly Galinsky
Box Office Staff



Lynda Garding
Customer Service Representative



Ronnie Golinski
Premium Seating Account Representative



Mike Guiffo
Manager, Ticket Sales



Joe Hale
Game Entertainment



Brett Hart
Multiroom Supervisor



Kelly Hart
Receptionist



Kevin Hart
Vice President, Controller



Elaine Heufelder
Executive Assistant



Cindy Himms
Director, Public Relations



Sherry Huggins
Asst. Manager, Premium Services



Dana Kirkpatrick
Box Office Staff



Mike Lee
Vice President, Properties

PITTSBURGH



PENGUINS



Tawni Love
Accounting Staff



Brian Magnus
Director of Marketing



Marie Mays
Manager, Sales Service



Michael McCullough
Assistant Controller



Mike McLughlin
Ticket Sales Representative



Tom McKilian
Vice President/Communications
and Marketing



Fay McNamara
Executive Assistant



Beth McQuiston
Assistant Manager, Sales Service



Ross Miller
Ticket Sales Representative



Ted Miller
Ticket Sales Representative



George Murphy
Ticket Sales Representative



Jason Onuler
Box Office Staff



Renae Petrichovich
Director, Community Relations



Barb Pilarski
Creative Director



Chuck Pukansky
Ticket Sales Representative



James Sanilli
Senior Director, Ticketing



Mia Scott
Information Services



Jill Shaw
Ticket Sales Representative



Terri Smith
Director, Premium Seating



Jennifer Snyder
Customer Service Representative



David Slesarz
Vice President, Corporate Sales



Joe Traynor
Ticket Sales Representative



Jenn Tuite
Box Office Staff



Troy Usack
Accounting Staff



Nathan Wadding
Game Entertainment



Keith Wehner
Manager, Media Relations



Jill Weistrod
Customer Service Representative



Craig Wheeler
Ticket Sales Representative



Andrea Wisniet
Accounting Staff



Mike Wurman
Assistant Director, Entertainment

NOT PICTURED:

Terri Dobos Young, Jason Florian, Pierre Larouche, Mike Lang, Jr., Alain Lemieux, Ross Miller, Darren Morchesky, Erica Myones, Mark Shuttleworth, Chad Slencak



PENGUINS COMMUNITY RELATIONS

The Pittsburgh Penguins are dedicated to serving our community through a variety of interactive charity and community service programs. The Penguins emphasize education and compassion with programs that are designed to improve the quality of life for the people of Pittsburgh, to educate our youth and to support the underprivileged.

Scholarships

Since 1992, the Penguins have awarded over \$56,000 in scholarships to deserving Pittsburgh area students. The team has awarded 37 Continuing Education Scholarships and 13 Bob Johnson Memorial Scholarships over the past 10 years.

Continuing Education Scholarships: \$1,000 scholarships are awarded to Pittsburgh inner-city high school seniors on the basis of academic achievement, community service and participation in school activities.

Bob Johnson Memorial Scholarships: The \$2,500 scholarship was established in memory of the Penguins' late head coach, who led the team to its first Stanley Cup Championship in 1991. Co-sponsored by the Penguins Booster Club, it is awarded to a western Pennsylvania high school senior for academic excellence, community service and for providing leadership, sportsmanship and a positive attitude as a member of their school's hockey program.

Bob Johnson Scholarship recipients:

2001: Andrew Dealy, Taylor Ailderdice & Elliot Hirshon, State College
 2000: Jonathan Stehle, Butler Area & Jordan Synkowski, Serra Catholic
 1999: William Downey, Central Catholic
 1998: Mary Montgomery, Shady Side Academy
 1997: Colin Smithraaratchy, Greensburg
 1996: Brett Huston, Bishop McCort
 1995: John Cullen, Kiski & Doug Swingle, Franklin Regional
 1994: Ryan Smart, Meadville
 1993: Charlie Blasko, Greensburg Salem
 1992: Jon Yackmack, Armstrong Central

"Penguins At Your Service" Dinner

The dinner has established itself as one of the largest charity events in Pittsburgh. Started in 1986, the dinner has raised over \$2.5 million for research into finding a cure for cystic fibrosis. Players, dressed in tuxedos, pose as waiters for the evening. Tipping prizes and auctions are featured. Proceeds benefit the Cystic Fibrosis Foundation of Western PA.

Pen Pals

The Pen Pals program was created to benefit individuals who are battling serious illness or have suffered catastrophic loss. Many children are selected from Children's Hospital of Pittsburgh. Throughout the regular season, the Pens grant special visits to exceptional individuals and their families. Pen Pals attend a team practice session with a personal locker room tour, meeting players and collecting autographs. Pen Pals and their families are also treated to a special evening on the town with a limousine ride, dinner and the excitement of a Penguins' home game, which includes a personalized welcome on the arena JumboTron.





Team Cool Kids & Power of Reading

It's the coolest team off the ice...this anti-drug school program is for students in grades 4 through 8, the age when they are the most influenced by their peers. By creating their own program, which encourages positive self-esteem and academics, students can win game tickets, autographed items and a chance to visit a Penguins' team practice to meet the players. The Penguins have also joined forces with Pittsburgh Public Schools to encourage recreational reading among children to improve their cognitive thinking and vocabulary. Players are scheduled to visit local schools this season to read their favorite books in support of the Power of Reading Program.

Score One for Life Blood Drive

Each summer, Penguins players, coaches and broadcasters participate in the Score One for Life blood drive for the Central Blood Bank. The team also donates a pair of pre-season tickets to every registered donor. In nine years, the drives have helped save the lives of over 16,100 patients.

Food & Toy Collections

For the past nine years, Penguins fans have helped feed local families at the team's annual food drive for the Greater Pittsburgh Community Food Bank. Fans have donated 9,838 pounds of food and \$7,517 prior to the 2001-2002 campaign. Every holiday season, the Penguins and the Penguins Wives Charity Association hold a toy collection at a home game for the Salvation Army's Angel Tree program for distribution to our area's underprivileged children. Fans have contributed 5,254 toys and \$12,997 since 1992.

Make-A-Wish & Project Bundle-Up



The Penguins hold a special practice and party for Make-A-Wish children and their families each year. Children enjoy meeting the players and coaches, taking photos and collecting autographs. The team also participates in a Penguins Personal Shopping Day for the Salvation Army's Project Bundle-Up, a program that provides winter clothing for local disadvantaged children. Players are paired with youths for a shopping spree to purchase warm clothing for the winter months.

Amateur Hockey Programs

NHL Breakout: The Penguins, in conjunction with the NHL, produce a weekend in-line hockey tournament during the summer. Teams compete from beginners to elite skill levels. The event includes interactive games and activities for the entire family.

Puck Pals: Local amateur and high school developmental players are given the opportunity to hold a scrimmage on Mellon Arena ice during intermission. Tickets are offered at a discount rate and each player receives a Puck Pals jersey.



High School Player of the Month Awards:

During the four months of high school hockey's regular season, four players representing the four districts in the PHL are honored each month as "player of the month" during an on-ice presentation at a Penguins game. Each honoree receives complimentary tickets and a commemorative plaque.

Practice with the Pens: Several times each season, local youth hockey teams attend a Penguins practice as special guests of the team. Afterwards, the youths are given an hour of complimentary practice ice. Penguins players and coaches spend time with the youths during their skate.

Pens Street Pals: The Penguins have teamed up with Pittsburgh's Department of Parks & Recreation to introduce the sport of hockey to youths not typically exposed to the sport. There

are currently four recreational centers which receive program guidance, equipment and clinics from Penguins players to startup and maintain the programs.

Children's Hospital Visit

A team tradition since the 1970s, Penguins players and team mascot Iceburgh make an annual visit to the Children's Hospital of Pittsburgh. Players visit each floor of the hospital passing out calendars, yearbooks and stuffed Penguins as they chat with the patients and their families.




PITTSBURGH



PENGUINS

PENGUINS ALUMNI ASSOCIATION



Every summer, the Alumni Association hosts its Charity Golf Classic. In 1998, the event raised \$10,000 for the Pittsburgh Sledge Hockey Team, an ice hockey program for physically handicapped youth. Over the past three years, the event has contributed \$50,000 to the Heart Camp of Children's Hospital, a recreational summer camp in Pittsburgh for children across North America who suffer from heart disease. The 2001 Classic featured a reunion of the 1991 Stanley Cup Championship Team.

Alumni members also participate in celebrity hockey games benefiting local charities and represent the Penguins' organization at a variety of tri-state area events, serving as guest speakers or participating in autograph sessions.





MELLON ARENA

Since their inception in 1967, the Penguins have played their home games in a building nicknamed "The Igloo" – originally known as the Civic Arena and now renamed Mellon Arena because of a multi-year sponsorship deal with Mellon Financial Corp.

The Arena, now in its 40th year of operation – and the oldest facility in the National Hockey League – has witnessed some of Pittsburgh's greatest sports and entertainment moments and has been a vital part of the city's history since it was opened in 1961. It has hosted the Stanley Cup finals, the NHL All-Star Game, the NCAA men's and women's basketball tournaments and popular acts ranging from Elvis Presley and Frank Sinatra to Bruce Springsteen, Garth Brooks and The Backstreet Boys.



Located in the heart of Pittsburgh, the Arena serves a population of more than 2.7 million people in the western Pennsylvania, Ohio and West Virginia regions.

The Penguins are Mellon Arena's anchor tenant and feature attraction, playing more than 40 games here each season (two preseason games and 41 regular season games in 2001-02). Before the birth of the Penguins, the Arena was home to the old Pittsburgh Hornets of the American Hockey League, who won an AHL championship here in 1966-67.

Over the years, the Arena also has been home to the Pittsburgh Pipers and Pittsburgh Condors of the American Basketball Association, as well as the Pittsburgh Spirit and Stingfingers (indoor soccer), the Pittsburgh Gladiators (indoor football), the Pittsburgh Phantoms (roller hockey), the Pittsburgh Bulls (indoor lacrosse) and the Pittsburgh Triangles (World Team Tennis).

In addition, the Arena has played host to the University of Pittsburgh and Duquesne University basketball teams as well as hosting annual visits by the Harlem Globetrotters. In April 2002 it will again host the first and second rounds of the NCAA men's basketball tournament, following an appearance by the women's tournament in April 2001. Ice skating and gymnastics competitions, professional wrestling and professional boxing also have called the building home.

The Arena is capable of seating 16,958 for hockey games and up to 18,000 for concerts, with 54 luxury boxes, 18 Gold Circle boxes and 152 north/south box seats. The facility offers the flexibility of five different seating configurations and the luxury of the Igloo Club and the East and West Igloo Lounges.

Originally designed for the Civic Light Opera, the building was first known as the "Civic Auditorium." It features a unique design and a retractable stainless steel roof. The Arena was built for a cost of \$22 million and was financed by a combination of public and private funds, including outright grants from the City of Pittsburgh, Allegheny County and Edgar Kaufmann.

The roof, which has no interior supports, is divided radially into eight leaves and is supported by a huge cantilever arm that arches 260 feet. Built from 2,950 tons of steel, the mammoth dome measures 170,000 total square feet.

Since being built 40 years ago, the Arena has undergone a series of expansions and modernization programs. For instance, hockey seating capacity increased from 12,580 in 1967 to an all-time high of 17,537 in 1993-94. The most recent renovations brought the capacity to its current 16,958.

In the years 1972-75, a press box was constructed, 23 "super boxes" were built and the "E" level balconies were added. The year 1991 marked the completion of another three-year renovation program which included exterior landscaping, new "A" level seating, reconstruction of the Igloo Club, the addition of more super boxes and the installation of computerized ice-making equipment. In 1993, the "F" level balconies, six new super boxes and a new club seating section were added. The summer of 1994 brought the construction of six additional super boxes and 27 in-arena boxes.

Also in 1994, the press box was relocated to the west side of the building.

Most recently, in the summer of 1997, the Arena underwent an ambitious renovation, bringing some modern amenities to an aging, traditional building. The project created 1,692 "Igloo Seats" at center ice, serviced by two new, exclusive club lounges; widened and relocated concourses; and constructed nearly 20,000 square feet of new concourse space, including an expanded retail store and other amenities.


The Sports & Exhibition Authority (SEA) oversees Mellon Arena on behalf of the City of Pittsburgh and Allegheny County. The Regional Asset District (RAD) Board also has provided funding.

SMG is the landlord, and the Penguins rent from SMG. SMG operates more than 60 facilities worldwide.

PITTSBURGH



PENGUINS



Diff

THE PLAYERS



JEAN-SEBASTIEN AUBIN

30 - Goaltender


HT/WT: 5-11, 180

Catches: Right

Born: 7/17/1977

Birthplace: Montreal, Quebec

Acquired: Drafted by Pittsburgh in the third round (76th overall) of the 1995 Entry Draft



Career Milestones

Milestones Achieved:	100 th game (3:00) at Atlanta
First NHL Game:	10/21/98 at Tampa Bay
First NHL Win:	11/5/98 at Ottawa
First NHL Shutout:	11/7/98 vs Boston
Career Shutouts:	4 - last - 2/14/00 vs Vancouver

Record vs. NHL

TEAM	GP	MP	GA	SO	AVG	W-L-T
Anaheim	3	158	9	0	3.42	1-2-0
Atlanta	5	290	10	0	2.14	5-0-0
Boston	3	190	4	1	1.26	1-0-2
Buffalo	4	252	8	0	1.90	1-1-2
Calgary	2	102	8	0	4.71	1-1-0
Carolina	4	221	10	0	2.71	1-3-0
Chicago	1	22	1	0	2.73	1-0-0
Colorado	1	60	5	0	5.00	0-1-0
Columbus	2	121	4	0	1.98	2-0-0
Dallas	1	25	1	0	2.40	0-0-1
Detroit	2	121	6	0	2.98	1-1-0
Edmonton	4	221	8	0	2.17	2-1-0
Florida	4	245	7	0	1.71	3-1-0
Los Angeles	1	20	0	0	0.00	0-0-0
Minnesota	2	119	4	0	2.02	1-1-0
Montreal	4	219	16	0	4.38	1-3-0
Nashville	4	245	6	0	1.47	2-1-1
New Jersey	7	253	17	0	4.03	0-5-0
NY Islanders	9	536	26	0	2.90	6-3-0
NY Rangers	9	549	30	0	3.28	6-1-2
Ottawa	4	230	11	0	2.87	1-1-2
Philadelphia	9	358	21	0	3.52	2-4-0
Phoenix	3	177	10	0	3.39	1-2-0
San Jose	1	59	3	0	3.05	0-1-0
St. Louis	-	-	-	-	-	-
Tampa Bay	7	349	16	1	2.75	3-3-0
Toronto	2	100	2	0	1.20	1-0-0
Vancouver	1	60	0	1	0.00	1-0-0
Washington	5	304	12	1	2.37	3-2-0
TOTALS	104	5595	255	4	2.73	47-38-10

Career Statistics

Year	Club	League	Regular Season					Playoffs						
			GP	W-L-T	MP	GA	SO	GAA	GP	W-L	MP	GA	SO	GAA
1993-94	Montreal	Midget	24	-----	1524	96	1	3.74	--	--	--	--	--	--
1994-95	Sherbrooke	QMJHL	27	13-10-1	1267	73	1	3.40	3	1-2	185	11	0	3.57
1995-96	Sherbrooke	QMJHL	40	18-14-2	--	--	--	3.57	4	1-3	--	--	--	5.55
1996-97	Moncton	QMJHL	22	9-12-0	1252	67	1	3.21	--	--	--	--	--	--
	Laval	QMJHL	11	2-6-1	532	41	0	4.62	--	--	--	--	--	--
	Sherbrooke	QMJHL	4	3-1-0	249	8	0	1.93	1	0-1	60	4	0	4.00
1997-98	Syracuse	AHL	8	2-4-1	390	26	0	4.10	--	--	--	--	--	--
	Dayton	ECHL	21	15-2-2	1177	59	1	3.01	3	1-1	142	4	0	1.69
1998-99	PITTSBURGH	NHL	17	4-3-6	756	28	2	2.22	--	--	--	--	--	--
	Kansas City	IHL	13	5-7 (1)	751	41	0	3.27	--	--	--	--	--	--
1999-00	Wilkes Barre	AHL	11	2-8-0	535	43	0	4.37	--	--	--	--	--	--
	PITTSBURGH	NHL	51	23-21-3	2789	120	2	2.58	--	--	--	--	--	--
2000-01	PITTSBURGH	NHL	36	20-14-1	2050	107	0	3.13	1	0-0	1	0	0	0.00
PGH/NHL TOTALS			104	47-38-10	5595	255	4	2.73	1	0-0	1	0	0	0.00



2000-01 HIGHLIGHTS

Posted a 20-14-1 record in 36 games, leading the Penguins in wins for the second consecutive season... Became the first Penguins goalie to post back-to-back 20-win seasons since Ken Wregget (25 in 1994-95 and 20 in 1995-96)... Led Penguins goalies in games played and minutes played (2,050)... Won three straight games on two occasions - Oct. 8-14 and Feb. 21-25... Was undefeated in three games from Mar. 8-12 (2-0-1)... Made a season-high seven consecutive starts from Feb. 17 to Mar. 2, going 5-2-0 with a 3.27 goals against average... Played in his 100th career game Mar. 8 at Atlanta picking up the win... Went 13-8-0 with a 3.02 gaa and a .891 save percentage in 22 home games... Was 7-6-1 with a 3.29 gaa and .888 save percentage in 14 road games... In 14 games vs. Atlantic Division opponents, posted an 8-4-1 record with a 3.75 gaa and an .870 save percentage... Missed 14 games from Dec. 2-30 due to knee surgery... **PLAYOFFS:** Played 54 seconds in Game Six of the Eastern Conference Semifinals vs. Buffalo May 8, and did not face a shot... Dressed as the backup to Johan Hedberg for Games 5-7 of the Eastern Conference Semifinals vs. Buffalo and all five games of the Eastern Conference Finals vs. New Jersey.

CAREER HIGHLIGHTS

Led all rookie goaltenders in wins (23), games played (51) and minutes played (2,788:44) in **1999-2000**... Ranked second among rookie goalies with a .914 save percentage (Boucher-PHI .918), third with a 2.58 goals against average (Boucher 1.91, Biron-BUF 2.42) and tied for fourth with two shutouts (Biron-5, Boucher-4, Denis-COL - 3, Grahame-BOS-2)... Became just the second Penguin goalie to win 20 or more games as a rookie (Patrick Lalime, 21 in 1996-97)... Led Penguins goalies in games played, minutes played, wins and shutouts and ranked second in save percentage and goals against average to Ron Tugnutt... Named NHL Player of the Week for the week of Feb. 14-20, going 2-0-1 with a 0.65 goals against average, 1 shutout and a .979 save percentage... Played in 20 consecutive games from Feb. 1-Mar. 16, the only game he did not start in that span was Feb. 9 vs Atlanta... Recorded an assist Nov. 10 vs. Montreal, his first career point... Missed five games with the Penguins due to injury - two due to a shoulder injury (Nov. 26 -27) and three due to an ankle strain (Apr. 5-9)... Began the season in Wilkes-Barre/Scranton (AHL)... Totaled 11 games with the Penguins minor league affiliate, going 2-8-0 with a 4.35 goals against average... Was recalled by Pittsburgh on Jan. 26 and remained there for the remainder of the season... Missed the entire playoffs due to an ankle strain suffered Apr. 3 vs Carolina... Split the **1998-99** season between the Penguins and Kansas City of the International Hockey League... Was 4-3-6 with the Penguins in 17 games, posting a 2.22 goals against average... Played in his first NHL game Oct. 21 at Tampa Bay... Made his first NHL start in a 4-1 loss at Edmonton Oct. 21... Picked up his first NHL win, 4-2 at Ottawa, Nov. 5... Posted the first shutout of his career Nov. 7 vs Boston in a 0-0 tie... Also posted a shutout Mar. 17, making 16 saves in a 2-0 win at Tampa Bay... Was 5-7-(1) with Kansas City (IHL) in 13 games... Had a 3.27 GAA... Missed six games due to a strained hamstring suffered Apr. 3 vs New Jersey... Started the **1997-98** season with Syracuse of the American Hockey League... Went 2-4-1 with a 4.13 GAA in eight games with the Crunch... Was assigned to Dayton of the East Coast Hockey League Nov. 24... Led Dayton with 15 wins, 1 shutout and a 3.01 GAA... Finished the **1996-97** season with Sherbrooke of the Quebec Major Junior Hockey League... Had a 1.93 GAA with Sherbrooke and appeared in one playoff game... Also played in 11 games with Laval, posting a 2-6-1 record... Started the season with Moncton... Led Moncton with nine wins, one shutout, and a 3.21 GAA... Ranked 11th in the QMJHL with a 3.57 GAA in **1995-96**, appearing in 40 games with Sherbrooke... Ranked second on Sherbrooke with a 3.40 GAA in **1994-95**... Tied for the team lead with one shutout and ranked second with 13 wins... Was 1-2 in three playoff games.





ANDREW FERENCE

7 - Defense

HT/WGT: 5-10, 196


Shoots: Left

Born: 3/17/1979

Birthplace: Edmonton, Alberta

Acquired: Drafted by Pittsburgh in the eighth round (208th overall) of 1997

Entry Draft



Career Milestones

Milestones Within Reach (Current Total):	100 th game (66)
First NHL Game:	10/1/99 at Dallas
First NHL Point:	10/16/99 an assist vs Chicago
First NHL Goal:	11/13/99 vs Nashville (Tomas Vokoun)
Most Goals, Game:	1 - six times -- last - 4/6/01 at Carolina
Most Assists, Game:	3 - 12/1/00 at Buffalo
Most Points, Game:	3 - 12/1/00 at Buffalo (3a)
Most Penalty Minutes, Game:	14 - 10/1/99 at NY Rangers

Scoring vs. NHL

TEAM	GP	G	A	PTS	PIM
Anaheim	1	0	0	0	0
Atlanta	2	0	0	0	0
Boston	3	0	0	0	6
Buffalo	5	0	3	3	4
Calgary	1	0	0	0	2
Carolina	5	1	1	2	4
Chicago	2	0	1	1	0
Colorado	2	0	1	1	0
Columbus	-	-	-	-	-
Dallas	1	0	0	0	0
Detroit	3	0	1	1	2
Edmonton	-	-	-	-	-
Florida	4	0	0	0	2
Los Angeles	3	0	0	0	4
Minnesota	-	-	-	-	-
Montreal	2	0	1	1	0
Nashville	1	1	0	1	0
New Jersey	4	0	0	0	0
NY Islanders	3	1	0	1	0
NY Rangers	4	1	3	4	14
Ottawa	3	0	1	1	4
Philadelphia	2	0	0	0	2
Phoenix	-	-	-	-	-
San Jose	2	0	0	0	0
St. Louis	2	1	1	2	2
Tampa Bay	5	0	1	1	0
Toronto	3	1	0	1	0
Vancouver	-	-	-	-	-
Washington	3	0	1	1	2
TOTALS	66	6	15	21	48

Career Statistics

Year	Club	League	Regular Season											Playoffs			
			GP	G	A	PTS	PIM	±	PP	SH	GW	S	GP	G	A	PTS	PIM
1995-96	Portland	WHL	72	9	31	40	159	--	--	--	--	--	7	1	3	4	12
1996-97	Portland	WHL	72	12	32	44	163	--	--	--	--	--	6	1	2	3	12
1997-98	Portland	WHL	72	11	57	68	142	--	--	--	--	--	16	2	18	20	28
1998-99	Portland	WHL	40	11	21	32	104	--	--	--	--	--	4	1	4	5	10
	Kansas City	IHL	5	1	2	3	4	--	--	--	--	--	--	--	--	--	--
1999-00	PITTSBURGH	NHL	30	2	4	6	20	3	0	0	1	26	--	--	--	--	--
	Wilkes-Barre	AHL	44	8	20	28	58	-7	2	0	2	121	--	--	--	--	--
2000-01	PITTSBURGH	NHL	36	4	11	15	28	6	1	0	1	47	18	3	7	10	16
	Wilkes-Barre	AHL	43	6	18	24	85	4	3	0	0	103	3	1	0	1	12
	PGH/AHL TOTALS		66	6	15	21	48	9	1	0	2	73	18	3	7	10	16



2000-01 HIGHLIGHTS

Recorded 15 points (4+11) in 36 games with the Penguins...Ranked seventh on the Penguins in hits (82) and tied for eighth with 38 blocked shots...Played in 43 games with Wilkes-Barre/Scranton (AHL), totaling 24 points (6+18) and 95 penalty minutes... Began the season in Wilkes-Barre Scranton...Was recalled by the Penguins on Nov. 12 and recorded four assists in 13 games...Re-assigned Dec. 12...Was recalled on Feb. 21 and played in the last 23 games of the season with the Penguins collecting 11 points (4+7)...Had a career-high three assists Dec. 1 at Buffalo...Had four two-point games: Mar. 2 at NY Rangers (1+1); Mar. 12 at NY Rangers (0+2); Mar. 31 vs. St. Louis (1+1) and Apr. 8 at Carolina (1+1)...Was a season-high plus-3 Feb. 25 vs. the Islanders... Recorded three points (2+1) in 16 home games, 12 points (2+10) in 20 road games, three power play points (1+2), one short-handed assist and five points (2+3) in nine games vs. Atlantic Division opponents...**PLAYOFFS:** Tied for third in the league among defensemen and ranked first among Penguins blueliners with 10 points (4+6), playing in all 18 games...Tied for fifth on the Penguins in goals, ranked fourth in assists, second in power play assists (4), tied for fourth in points, tied for second in power play points (5) and tied for sixth in hits (37)...Scored his first playoff goal in Game Five of the Eastern Conference Quarterfinals Apr. 21 at Washington...Scored the game-winning goal in Game Two of the Eastern Conference Semifinals Apr. 28 at Buffalo...Played in three games with Wilkes-Barre/Scranton, scoring one goal.

2000-01 Regular Season Quick Stats: Multiple-Goal Games: 0 Multiple-Assist Games: 2 Multiple-Point Games: 5 Games Missed Due to Injury: 0

CAREER HIGHLIGHTS


Began the **1999-2000** season with the Penguins and played in his first NHL game Oct. 1 at Dallas... Recorded his first NHL point with an assist Oct. 16 vs. Chicago...Scored his first NHL goal Nov. 13 vs. Nashville (Tomas Vokoun)...Had a three-game point streak from Nov. 10-13, collecting three points (1+2)...Totaled six points (2+4) in 30 games... Ranked 13th on the team with 61 hits...Played in 44 games with Wilkes-Barre/Scranton, collecting 28 points (8+20)...Ranked third among defensemen in scoring... Was on the Penguins playoff roster but did not play in a game...Started the **1998-99** season with Portland (WHL) recording 32 points (11+21) and 104 penalty minutes in 40 games...Tied for seventh on the team in points and ranked sixth in penalty minutes...Ranked second in playoff scoring with five points (1+4) in five games...Played in five regular season games with Kansas City (IHL), totaling three points (1+2)...Ranked seventh in scoring on Portland (WHL) in **1997-98** with 68 points...His 57 assists ranked second...Led the Winterhawks with a +75 rating...Named to the WHL Western Conference All-Star Team...Had 20 points (2+18) in 16 playoff games, ranking second in scoring...Had 44 points (12+32) in 72 games with Portland in **1996-97**...Ranked eighth in points and fourth in penalty minutes with 163...Collected 40 points for Portland in **1995-96** in 72 games...Ranked seventh in scoring and fourth in penalty minutes with 159.





JOHAN HEDBERG

1 - Goaltender



HT/WT: 6-0, 184

Catches: Left

Born: 5/3/1973

Birthplace: Leksand, Sweden

Acquired: Traded to Pittsburgh with Bobby Dallas from San Jose for Jeff Norton, Mar. 12, 2001

Career Milestones

First NHL Game: 3/16/01 at Florida
 First NHL Win: 3/16/01 at Florida

Scoring vs. NHL

TEAM	GP	MP	GA	SO	AVG	W-L-T
Anaheim	-	-	-	-	-	-
Atlanta	-	-	-	-	-	-
Boston	1	65	2	0	1.85	0-0-1
Buffalo	1	60	1	0	1.00	1-0-0
Calgary	-	-	-	-	-	-
Carolina	1	60	4	0	4.00	1-0-0
Chicago	1	60	2	0	2.00	1-0-0
Colorado	-	-	-	-	-	-
Dallas	-	-	-	-	-	-
Detroit	-	-	-	-	-	-
Edmonton	-	-	-	-	-	-
Florida	1	60	3	0	3.00	1-0-0
Los Angeles	-	-	-	-	-	-
Montreal	-	-	-	-	-	-
Nashville	-	-	-	-	-	-
New Jersey	1	60	2	0	2.00	1-0-0
NY Islanders	-	-	-	-	-	-
NY Rangers	-	-	-	-	-	-
Ottawa	-	-	-	-	-	-
Philadelphia	-	-	-	-	-	-
Phoenix	-	-	-	-	-	-
San Jose	-	-	-	-	-	-
St. Louis	1	60	3	0	3.00	1-0-0
Tampa Bay	2	120	7	0	3.50	1-1-0
Toronto	-	-	-	-	-	-
Vancouver	-	-	-	-	-	-
Washington	-	-	-	-	-	-
TOTALS	9	545	24	0	2.64	7-1-1

Career Statistics

Year	Club	League	Regular Season					Playoffs						
			GP	W-L-T	MP	GA	SO	GAA	GP	W-L	MP	GA	SO	GAA
1992-93	Leksands	Sweden	10	----	600	24	--	2.40	--	--	--	--	--	--
1993-94	Leksands	Sweden	17	----	1020	48	--	2.81	--	--	--	--	--	--
1994-95	Leksands	Sweden	17	----	986	58	--	3.53	--	--	--	--	--	--
1995-96	Leksands	Sweden	34	----	2013	95	--	2.83	4	--	240	13	--	3.25
1996-97	Leksands	Sweden	38	----	2260	95	3	2.52	8	--	581	18	1	1.86
1997-98	Baton Rouge	ECHL	2	1-1-0	100	7	0	4.20	--	--	--	--	--	--
	Detroit	IHL	18	7-2-2	726	32	1	2.64	--	--	--	--	--	--
	Manitoba	IHL	14	8-4-1	745	32	1	2.58	2	0-2	105	6	0	3.40
1998-99	Leksands	Sweden	*48	----	*2940	140	0	2.88	4	--	255	15	0	3.53
1999-00	Kentucky	AHL	33	18-9-5	1973	88	3	2.88	5	3-2	311	10	1	1.93
2000-01	Manitoba	IHL	46	23-13-7	2696	--	--	2.56	--	--	--	--	--	--
	PITTSBURGH NHL		9	7-1-1	545	24	0	2.64	18	9-9	1123	43	2	2.30
	NHL/PGH TOTALS		9	7-1-1	545	24	0	2.64	18	9-9	1123	43	2	2.30



2000-01 HIGHLIGHTS

Played in nine games with the Penguins, going 7-1-1 with a 2.64 goals against average and a .905 save percentage...Made a season-high 41 saves in his Penguins debut Mar. 16 at Florida in a 6-3 win...Allowed three goals or less in seven of his nine starts...Ended the season on a six-game win streak from Mar. 25-Apr. 6 and was unbeaten in his last seven starts (6-0-1)...Was 23-13-7 with a 2.56 gaa in 46 games with Manitoba in the IHL...Ranked first among IHL goalies in minutes played (2,696), third in wins and sixth in gaa upon trade to Pittsburgh on Mar. 12...Also had one shutout with Manitoba...**PLAYOFFS:** Played in all 18 games, posting a 2.30 goals against average, a .911 save percentage and a 9-9 record...Tied for third among playoff goaltenders in wins, ranked seventh in goals against average, fifth in save percentage (.911) and tied for fourth in shutouts (2)...Recorded his first shutout in Game Three of the Eastern Conference Quarterfinals Apr. 16 vs. Washington, making 34 saves...Also recorded a shutout in Game One of the Eastern Conference Semifinals Apr. 26 at Buffalo, making 25 saves...Won four straight games from Apr. 21-28...Allowed three goals or less in 14 of 18 games...Was 4-2 with a 1.60 gaa and a .938 save percentage in the Eastern Conference Quarterfinals vs. Washington...Was 4-3-0 with a 2.14 gaa and .912 save percentage in the Eastern Conference Semifinals vs. Buffalo...Was his first NHL playoff appearance.

CAREER HIGHLIGHTS

Ranked seventh in the American Hockey League in **1999-2000** with a 2.68 goals against average in 33 games with Kentucky...Tied for sixth in the league with three shutouts...Was 18-9-5...Went 3-2 in five playoff games with a 1.93 gaa...Played in 48 games with Leksands in the Swedish League in **1998-99**...Ranked 10th in the league with a 2.86 gaa...Led the league with 2,940 minutes played and tied for the lead in games played (48)...Played in 30 games with Detroit and Manitoba in the International Hockey League in **1997-98**...Ranked eighth with a 2.61 gaa...Was 7-2-2 in 16 games with Detroit and 8-4-1 in 14 games with Manitoba...Also played in two games with Baton Rouge in the East Coast Hockey League...Ranked second in the Swedish League with a 2.52 gaa in 38 games with Leksands in **1996-97**...Tied for third in the league with three shutouts...Recorded two assists...Had a 1.86 gaa and one shutout in eight playoff games...In **1995-96**, ranked fourth in the Swedish League with a 2.83 gaa in 34 games with Leksand...Ranked second in games played and minutes played (2,013)...Played in 17 games with Leksands in **1994-95** posting a 3.53 gaa and one shutout...Tied for third in the Swedish League with a 2.81 gaa in 17 games with Leksands in **1993-94**...Johan and his wife, Pernilla, have two daughters, Molly (5) and Wilma (2).

Career Transactions: Drafted by Philadelphia in the ninth round (218th overall) of 1994 Entry Draft... Rights traded to San Jose by Philadelphia for a seventh round choice in 1999 Entry Draft, Aug. 6, 1998.





JAN HRDINA

38 - Center


HT/WT: 6-0, 206

Shoots: Right

Born: 2/5/1976

Birthplace: Hradec Kralove, Czech Rep.

Acquired: Drafted by Pittsburgh in the fifth round (128th overall) of the 1995 Entry Draft



Career Milestones

Milestones Achieved: 200th game (131) 01 vs. Philadelphia
 100th point (12/13/00 vs. Toronto)
Milestones Within Reach (Current Total): 300th game (230); 100th assist (90); 200th point (131)
First NHL Game: 10/1/98 at NY Islanders
First NHL Point: 10/17/98 - an assist vs NY Rangers
First NHL Goal: 11/5/98 at Ottawa (Damian Rhodes)
Most Goals, Game: 2 - 12/00 vs Detroit; 12/15/99 at Carolina
Most Assists, Game: 4 - 3/29/01 vs. Chicago
Most Points, Game: 4 - 3/29/01 vs. Chicago (4a)
Most Penalty Minutes, Game: 17 - 3/18/00 at Boston

Scoring vs. NHL

TEAM	GP	G	A	PTS	PIM
Anaheim	4	0	0	0	0
Atlanta	8	3	3	6	2
Boston	11	2	1	3	21
Buffalo	11	2	8	10	2
Calgary	5	0	1	1	2
Carolina	11	6	3	9	8
Chicago	4	1	5	6	0
Colorado	6	0	2	2	4
Columbus	2	0	1	1	2
Dallas	5	1	2	3	4
Detroit	3	3	1	4	4
Edmonton	5	0	2	2	6
Florida	13	1	9	10	8
Los Angeles	3	1	0	1	0
Minnesota	2	0	0	0	0
Montreal	11	1	5	6	10
Nashville	5	3	0	3	4
New Jersey	15	4	2	6	6
NY Islanders	14	4	7	11	6
NY Rangers	15	1	6	7	4
Ottawa	11	1	4	5	10
Philadelphia	15	1	5	6	4
Phoenix	5	0	4	4	2
San Jose	3	0	1	1	0
St. Louis	5	0	1	1	8
Tampa Bay	12	1	2	3	0
Toronto	10	4	6	10	2
Vancouver	4	0	3	3	2
Washington	12	1	6	7	10
TOTALS	230	41	90	131	131

Career Statistics

Year	Club	League	Regular Season													Playoffs			
			GP	G	A	PTS	PIM	+/-	PP	SH	GW	S	GP	G	A	PTS	PIM		
1993-94	Hradec Kralove	Czech	21	1	5	6	0	--	--	--	--	--	--	--	--	--	--	--	--
1994-95	Seattle	WHL	69	11	59	100	79	--	--	--	--	--	4	0	1	1	8	--	--
1995-96	Seattle	WHL	30	19	28	47	37	--	--	--	--	--	--	--	--	--	--	--	--
	Spokane	WHL	18	10	16	26	25	--	--	--	--	--	18	5	14	19	49	--	--
1996-97	Cleveland	IHL	68	23	31	54	82	--	--	--	--	--	13	1	2	3	8	--	--
1997-98	Syracuse	AHL	72	20	24	44	82	--	--	--	--	--	5	1	3	4	10	--	--
1998-99	PITTSBURGH	NHL	82	13	29	42	40	-2	3	0	2	94	13	4	1	5	12	--	--
1999-00	PITTSBURGH	NHL	70	13	33	46	43	13	3	0	1	84	9	4	8	12	2	--	--
2000-01	PITTSBURGH	NHL	78	15	28	43	48	19	3	0	1	89	18	2	5	7	8	--	--
NHLPGH TOTALS			230	41	90	131	131	30	9	0	4	267	40	10	14	24	22		




2000-01 HIGHLIGHTS

Set a career high with 15 goals... Ranked sixth on the Penguins in points (43), sixth in goals (15), sixth in assists (28) sixth in even-strength points (34) and sixth in power play points (8)... Tied for second on the team with a career high plus-19 rating... Won 53.8% of his face-offs which led the team and tied for 24th in the league... Set a career high for points and assists in a game collecting four assists Mar. 29 vs. Chicago... Had a five-game point streak from Dec. 23 - Jan. 3, collecting nine points (4+5)... Posted a four-game streak from Nov. 8-13, recording four points (1+3)... Recorded seven multi-point games (one with four points, one with three points and five with two points)... Had four multi-assist games (one with four, three with two)... Picked up his 100th career point with an assist Dec 13 vs. Toronto... Missed three games (Dec. 6-10) with a strained groin and one (Jan. 13) with a bruised hip... Collected 25 points (10+15) in 40 home games, 18 points (5+13) in 38 road games, eight points on the power play (3+5), one short-handed assist, and 10 points (4+6) in 19 games vs. Atlantic Division opponents... **PLAYOFFS:** Ranked seventh on the team with seven points (2+5) in 18 games... Led the Penguins, winning 56% of his face-offs... Had a four-game point streak from Games Two-Five of the Eastern Conference Quarterfinals vs. Washington, recording four points (1+3)... Recorded two points (1+1) in Game One of the Eastern Conference Semifinals at Buffalo.

2000-01 Regular Season Quick Stats: Multiple-Goal Games: 0 Multiple-Assist Games: 4
Multiple-Point Games: 7 Games Missed Due to Injury: 4

CAREER HIGHLIGHTS

Ranked fourth on the team with a career-high 46 points in **1999-2000**... Also notched a career-high 33 assists to rank fifth on the team... Led the Penguins in face-off percentage at 53.7%, which ranked 25th in the league... Had a career-high seven-game point streak from Jan. 31- Feb. 14, collecting nine points (3+6)... Set a then-career-high with three assists Mar. 16 vs. Florida... Tallied seven multi-point games (five with two points, two with three points)... Missed 12 games (Oct. 16- Nov. 16) with a high ankle sprain suffered Oct. 14 at the Rangers... Tied for second on the team and 13th in the league with 12 points (4+8) in nine playoff games... Ranked second on the team with seven points (4+3) in the first round vs. Washington, despite missing two games with a strained back muscle... Collected five assists in the second round vs. Philadelphia... Had four multi-point games, including the first three games vs Washington... Finished fourth among rookies with 42 points, tied for sixth in goals with 13 and third with 29 assists in **1998-99**... His 42 points tied for sixth on the Penguins... Ranked fifth on the team in assists... Was the only Penguin to appear in all 82 games... Named NHL Rookie of the Month for January, recording nine points (4+5) and a plus-5 rating in 13 games... Had a five-game point streak from Dec. 26 - Jan. 7, collecting five points (1+4)... The streak was tied for the second longest of the season among rookies (Brendan Morrison - NJ, six games)... Scored his first NHL goal Nov. 5 vs. Ottawa's Damian Rhodes... Totaled six multi-point games... Led the Penguins in Face-off percentage, winning 57% of his draws, which ranked ninth in the league and first among rookies... Played in all 13 playoff games, recording five points (4+1)... Scored his first playoff goal in his first playoff game, Apr. 22 at New Jersey... Four of his five points came in the Eastern Conference Quarterfinals vs New Jersey... Ranked fifth among rookie playoff scorers... Ranked sixth on Syracuse (AHL) in scoring in **1997-98** with 44 points... Scored four game-winning goals, tied for second on the Crunch... Played in his first professional season in **1996-97** appearing in 68 games with Cleveland (IHL)... Ranked third on the Lumberjacks in points (54), fifth in goals (23) and tied for fourth in assists (31)... Split the **1995-96** season between Seattle and Spokane in the Western Hockey League, totaling 73 points (29+44)... Ranked fourth on Spokane in playoff scoring with 19 points... Tied for 12th in the Western Hockey League in scoring in **1994-95** with 100 points (41+59) in 69 games for Seattle... Jan spends his off-season in the Czech Republic.





HANS JONSSON

8 - Defense

HT/WT: 6-1, 205

Shoots: Left

Born: 8/2/1973

Birthplace: Jarved, Sweden

Acquired: Drafted by Pittsburgh in the 11th round (286th overall) of 1993 Entry Draft



Career Milestones

Milestones Achieved:	100 th game (12/30/00 vs. Ottawa)
Milestones Within Reach (Current Total):	200 th game (126)
First NHL Game:	10/14/96 at NY Rangers
First NHL Goal/Point:	12/30/99 vs NY Islanders (Roberto Luongo)
Most Goals, Game:	1 - seven times - last - 3/29/01 vs. Chicago
Most Assists, Game:	2 - four times - last - 1/12/01 vs. NY Islanders
Most Points, Game:	2 - six times - last - 3/29/01 vs. Chicago (1g,1a)
Most Penalty Minutes, Game:	6 - 12/27/00 vs. Toronto

Scoring vs. NHL

TEAM	GP	G	A	PTS	PM
Anaheim	3	1	1	2	0
Atlanta	5	0	3	3	2
Boston	7	1	1	2	0
Buffalo	7	1	1	2	4
Calgary	3	0	1	1	2
Carolina	6	0	0	0	2
Chicago	3	1	1	2	0
Colorado	3	0	0	0	0
Columbus	1	0	0	0	0
Dallas	2	0	0	0	2
Detroit	2	0	2	2	0
Edmonton	3	0	0	0	0
Florida	8	0	1	1	2
Los Angeles	2	0	1	1	0
Minnesota	1	0	1	1	0
Montreal	7	0	1	1	2
Nashville	2	0	0	0	0
New Jersey	8	0	2	2	2
NY Islanders	6	1	2	3	0
NY Rangers	7	1	2	3	0
Ottawa	6	0	2	2	0
Philadelphia	7	0	1	1	2
Phoenix	3	0	1	1	4
San Jose	2	0	0	0	0
St. Louis	2	0	0	0	0
Tampa Bay	5	0	1	1	2
Toronto	7	0	2	2	6
Vancouver	2	0	1	1	0
Washington	6	1	1	2	2
TOTALS	126	7	29	36	34

Career Statistics

Year	Club	League	Regular Season										Playoffs					
			GP	G	A	PTS	PM	+/-	PP	SH	GW	S	GP	G	A	PTS	PM	
1991-92	MODO	Sweden	8	0	1	1	0	--	--	--	--	--	--	--	--	--	--	--
1992-93	MODO	Sweden	40	2	2	4	24	--	--	--	--	--	--	--	--	--	--	--
1993-94	MODO	Sweden	23	4	1	5	18	--	--	--	--	--	--	--	--	--	--	--
1994-95	MODO	Sweden	39	4	6	10	30	--	--	--	--	--	--	--	--	--	--	--
1995-96	MODO	Sweden	30	9	6	15	24	--	--	--	--	--	8	2	1	3	24	
1996-97	MODO	Sweden	27	7	5	12	18	--	--	--	--	--	--	--	--	--	--	--
1997-98	MODO	Sweden	40	8	6	14	40	--	--	--	--	--	8	1	1	2	12	
1998-99	MODO	Sweden	41	3	4	7	40	--	--	--	--	--	13	2	4	6	22	
1998-99	MODO	Sweden	41	3	4	7	40	--	--	--	--	--	13	2	4	6	22	
1999-00	PITTSBURGH	NHL	68	3	11	14	12	-5	0	1	1	49	11	0	1	1	6	
2000-01	PITTSBURGH	NHL	58	4	18	22	22	11	2	0	0	44	16	0	0	0	8	
NHLPGH TOTALS			126	7	29	36	34	6	2	1	1	93	27	0	1	1	14	



2000-01 HIGHLIGHTS

Ranked first among Penguins defensemen with 22 points, first with 18 assists and tied for first with four goals...Set career-highs in all categories...Ranked second on the team with 96 blocked shots...Tied for eighth on the team with a plus-11 rating...Ranked ninth with 72 hits...Was plus or even in 44 of his 58 games (75.9%)...Was a season-high plus-3 Nov. 11 vs. Edmonton...Posted a three-game point streak from Mar. 16-20, collecting three points (1+2)...Tied his single-game high with two points on four occasions: Dec. 30 vs. Ottawa (0+2); Jan. 12 vs. NY Islanders (0+2); Jan. 15 vs. Anaheim (1+1) and Mar. 29 vs. Chicago (1+1)...Totaled 15 points (4+11) in 29 home games, seven assists in 29 road games, two power play goals, and five assists in 11 games vs. Atlantic Division opponents...Missed the first two games of the season in Japan (Oct. 7-8) with a bruised foot...Missed four games (Oct. 14-21) with a concussion...Missed five games (Jan. 30-Feb. 11) with a hip strain...Suffered a strained shoulder Feb. 21 vs. Florida and missed the next seven games (Feb. 23-Mar. 8)...Missed the last five games of the season (Mar. 31-Apr. 8) with an elbow injury...**PLAYOFFS:** Appeared in 16 of 18 games, going scoreless with eight penalty minutes... Missed Games One and Two of the Eastern Conference Quarterfinals at Washington due to the elbow injury.

2000-01 Regular Season Quick Stats: Multiple-Goal Games: 0 Multiple-Assist Games: 2 Multiple-Point Games: 4 Games Missed Due to Injury: 23

CAREER HIGHLIGHTS

Finished his rookie campaign in **1999-2000** ranked fifth among Penguins defensemen in points (14) and assists (11)...Ranked 10th on the team with 79 hits...Appeared in his first NHL game Oct. 14 at the Rangers...Notched his first point with a goal Dec. 30 vs the Islanders (Roberto Luongo)...Picked up two assists on two occasions, Jan. 2 vs Detroit and Jan. 27 vs Atlanta...Scored the game-winning goal in overtime at Washington Mar. 30...Played in all 11 playoff games, recording one assist and was plus-2.... Notched the assist in his first career playoff game, Game One at Washington Apr. 13...Played in 41 games with MoDo (Sweden) in **1998-99**, collecting seven points (3+4)...Ranked fourth on the team with 40 penalty minutes...Added six points (2+4) in 13 playoff games, ranking second on the team among defensemen in scoring... Led the team with 22 playoff penalty minutes...Ranked second among MoDo defensemen with 14 points (8+6) in 40 games in **1997-98**...Ranked third in defensemen scoring for MoDo in **1996-97**...Set career highs in goal (9), assists (6) and points (15) in 30 games with MoDo in **1995-96** ...Led the team's defensemen in scoring





DARIUS KASPARAITIS

11 - Defense

HT/WT: 5-11, 205

Shoots: Left

Born: 10/16/1972

Birthplace: Elektrenai, Lithuania

Acquired: Traded by New York Islanders to Pittsburgh with Andreas Johansson for Bryan Smolinski, Nov. 17, 1996



Career Milestones

Milestones Achieved:	500 th game (10/27/00 at NY Rangers); 400 th game (1/18/99 at Anaheim); 300 th game (10/22/97 at San Jose); 100 th point (11/24/00 at Philadelphia)
Milestones Within Reach (Current Total):	600 th game (568); 100 th assist (96); 106 th NHL Game
First NHL Goal/Point:	10/27/92 vs Los Angeles (Kelly Hrudey); 1 - 13 times - last- 3/16/01 at Florida
Most Goals, Game:	2 - five times - last- 24/97 vs Vancouver
Most Assists, Game:	2 - nine times - last- 12/23/99 vs Tampa Bay (1g, 1a)
Most Points, Game:	2 - nine times - last- 12/23/99 vs Tampa Bay (1g, 1a)
Most Penalty Minutes, Game:	26 - 11/4/93 at Chicago

Scoring vs. NHL

TEAM	GP	G	A	PTS	PIM
Anaheim	10	0	5	5	25
Atlanta	8	0	2	2	12
Boston	30	0	2	2	53
Buffalo	29	2	4	6	36
Calgary	13	0	0	0	23
Carolina	30	2	5	7	32
Chicago	13	0	2	2	57
Colorado	18	1	4	5	14
Columbus	2	1	0	1	2
Dallas	10	1	0	1	4
Detroit	14	0	3	3	18
Edmonton	13	0	0	0	14
Florida	28	2	3	5	38
Los Angeles	15	2	2	4	39
Minnesota	2	0	0	0	8
Montreal	35	1	3	4	54
Nashville	5	0	1	1	19
New Jersey	34	2	3	5	65
NY Islanders	21	0	3	3	61
NY Rangers	31	0	6	6	52
Ottawa	27	1	5	6	28
Philadelphia	37	0	10	10	108
Phoenix	14	0	1	1	22
Pittsburgh	14	0	2	2	33
San Jose	15	0	6	6	8
St. Louis	11	2	3	5	8
Tampa Bay	28	1	8	9	63
Toronto	17	1	3	4	29
Vancouver	11	0	5	5	4
Washington	33	0	5	5	48
TOTALS	568	19	96	115	977

Career Statistics

Year	Club	League	Regular Season											Playoffs					
			GP	G	A	PTS	PIM	+/-	PP	SH	GW	S	GP	G	A	PTS	PIM		
1988-89	Moscow Dynamo	SNL	3	0	0	0	0	0	--	--	--	--	--	--	--	--	--	--	--
1989-90	Moscow Dynamo	SNL	1	0	0	0	0	--	--	--	--	--	--	--	--	--	--	--	--
1990-91	Moscow Dynamo	SNL	17	0	1	1	10	--	--	--	--	--	--	--	--	--	--	--	--
1991-92	Moscow Dynamo	CIS	31	2	10	12	14	--	--	--	--	--	--	--	--	--	--	--	--
	CIS Olympic		8	0	2	2	2	--	--	--	--	--	--	--	--	--	--	--	--
	World Champ.		6	2	1	3	4	--	--	--	--	--	--	--	--	--	--	--	--
			7	1	3	4	8	--	--	--	--	--	--	--	--	--	--	--	--
1992-93	Moscow Dynamo	CIS	79	4	17	21	166	15	0	0	0	92	18	0	5	5	31	--	--
1993-94	NY Islanders	NHL	76	1	10	11	142	-8	0	0	0	81	4	0	0	0	8	--	--
1994-95	NY Islanders	NHL	13	0	1	1	22	-11	0	0	0	8	--	--	--	--	--	--	--
1995-96	NY Islanders	NHL	46	1	7	8	93	-12	0	0	0	34	--	--	--	--	--	--	--
	World Champ.		8	0	2	2	2	--	--	--	--	--	--	--	--	--	--	--	--
1996-97	NY Islanders	NHL	18	0	5	5	16	-7	0	0	0	12	--	--	--	--	--	--	--
	PITTSBURGH	NHL	57	2	16	16	84	24	0	0	0	46	5	0	0	0	6	--	--
1997-98	Russian Olympic		6	0	2	2	6	--	--	--	0	--	--	--	--	--	--	--	--
	PITTSBURGH	NHL	81	4	8	12	127	3	0	2	0	71	5	0	0	0	8	--	--
1998-99	PITTSBURGH	NHL	48	1	4	5	70	12	0	0	0	32	--	--	--	--	--	--	--
1999-00	PITTSBURGH	NHL	73	3	12	15	146	-12	1	0	1	76	11	1	1	2	10	--	--
2000-01	PITTSBURGH	NHL	77	3	16	19	111	11	1	0	0	81	17	1	1	2	26	--	--
	NHL TOTALS		568	19	96	115	977	17	2	2	1	533	60	2	7	9	85	--	--
	PGH TOTALS		336	13	56	69	536	38	2	2	1	306	38	2	2	4	50	--	--



2000-01 HIGHLIGHTS


Ranked third among Penguins defensemen with 19 points (3+16)...Tied for eighth on the club with a plus-11 rating which tied for second among defensemen...Ranked fifth with 111 penalty minutes...Led the team with 124 blocked shots, ranking tied for 32nd in the league...Led the team with 351 hits which ranked third in the league...Was plus or even in 51 of his 77 games (66.2%)...Played in his 500th career game Oct. 27 at the Rangers...Recorded an assist Nov. 24 at Philadelphia, his 100th career point...Scored the second power play goal of his career Oct. 21 vs. Columbus...Had assists in back-to-back games Nov. 24 and 25 and Jan. 13 and 15...Totaled 12 points (1+11) in 40 home games, seven points (2+5) in 37 road games, one power play goal, one short-handed assist and seven points (1+6) in 19 games vs. Atlantic Division opponents...Missed three games (Dec. 20-23) with a bruised foot and two games (Apr. 7-8) with a strained muscle...**PLAYOFFS:** Recorded two points (1+1) in 17 games...Led the team in penalty minutes (26), blocked shots (31) and hits (66)...Scored the game-winning goal at 13:01 of overtime in Game Seven of the Eastern Conference Semifinals May 10 at Buffalo.

2000-01 Regular Season Quick Stats: Multiple-Goal Games: 0 Multiple-Assist Games: 0 Multiple-Point Games: 0

CAREER HIGHLIGHTS

Ranked fourth among Penguins defensemen in assists (12) and points (15) in **1999-2000**...Led the team with 261 hits, which ranked eighth in the league...Collected 146 penalty minutes, the second-highest total of his career (166 in 92-93 with NYI), which ranked third on the team...Tied his career-high with two points (1+1) on Dec. 23 vs. Tampa Bay, scoring the game-winning goal which was also his first career power play goal...Missed the first four games of the season (Oct. 1-14) recovering from knee surgery and two games (Jan. 2-5) with a head injury...Was suspended two games (Oct. 23-27) for an elbowing major on Oct. 16 vs. Chicago and one game (Jan. 19) for receiving his second boarding game misconduct Jan. 15 at Nashville...Scored his first playoff goal in Game Five at Philadelphia May 7...Began the **1998-99** season on injured reserve after injuring his knee in a pre-season game Sept. 20 at Detroit...Missed the first eight games of the season before returning to the lineup Oct. 31 at Edmonton...Re-injured the knee on Mar. 5 vs Edmonton...Underwent successful surgery Mar. 24 to repair damage to his meniscus and ACL and missed the last 21 games of the season...Was plus or even in 42 of his 48 games (87.5%)...Led the team with 173 hits, which ranked 37th in the league...Played in his 400th game Jan. 18 at Anaheim...Played in a career-high 81 games in **1997-98**, surpassing his previous high of 79, set in his rookie season, 1992-93, with the Islanders...Tied a club record for short-handed goals by a defenseman in a season with two (eighth time)...Were the first two short-handed goals of his career...His four goals tied his single-season career high, set in 1992-93 with the Islanders...Led the team in hits with 225 and ranked third in the league...Was a plus or even player in 60 of his 81 games (74.1%), and finished the season plus-3...Played in six games for the Russian Olympic Team, recording two assists, winning a silver medal at the 1998 Winter Olympics at Nagano, Japan...Played in 57 games for the Penguins in **1996-97**, recording 18 points (2+16)...Set career-highs in assists (21), points (23) and plus-minus (plus-17)...Scored a goal in his first game as a Penguin, Nov. 19 vs St. Louis...Was a plus or even player in 43 of his 57 games with the Penguins (75.4%)...Named Penguins Defensive Player of the Year...Missed the first 15 games of the **1995-96** season after undergoing reconstructive surgery to repair a torn ACL in right knee...Returned to the Islanders lineup Nov. 14 at San Jose...Scored his only goal of the season Nov. 22 vs Los Angeles...Missed 16 games after severing a tendon in his hand Dec. 9 at New Jersey...Chosen by the Long Island Chapter of the Professional Hockey Writer's Association as the Islanders' Masterton Trophy nominee...Represented Russian National Team at the World Championships and the World Cup of Hockey...Played in only 13 games in **1994-95** before suffering torn ACL February 20...Collected 11 points (1+10) and 142 penalty minutes in 76 games in **1993-94**...Was the Islanders' Player of the Month for Feb., 1994...In his rookie season, **1992-93**, played in 79 games and led the Islanders with a plus-15 rating...Ranked second on the team with 166 penalty minutes...Won a gold medal at the 1992 Olympics in Albertville, France for the Commonwealth of Independent States team...Played in six games for the Russian National Team at the 1992 World Championships, recording three points (2+1)...In **1991-92**, helped Moscow Dynamo to second consecutive Russian League championship, tallying 12 points (2+10) in 31 games...Played in two World Junior Championships, 1991 in Saskatoon (silver medal) and 1992 in Fussen, Germany (gold medal)...Became the first Lithuanian to play in the Russian League in over 30 years in **1989-90**, appearing in one game for Moscow Dynamo...Darius and wife, Irina, have a daughter, Elizabeth.

CAREER TRANSACTIONS: Drafted by NY Islanders in the first round (fifth overall) of 1992 Entry Draft.





ALEXEI KOVALEV

27 - Right Wing

HT/WGT: 6-1, 220

Shooter: Left

Born: 2/24/1973

Birthplace: Togliatti, Russia

Acquired: Traded by NY Rangers to Pittsburgh with Harry York for Petr Nedved, Sean Pronger and Chris Tamer, Nov. 25, 1998



Career Milestones

Milestones Achieved: 600th game (2/7/01 vs. Philadelphia); 500th game (12/29/99 at Washington); 400th game (11/18/98 at Anaheim); 200th goal (2/19/01 vs. Colorado); 100th goal (1/25/97 vs. Washington); 200th assist (12/23/99 vs. Tampa Bay); 400th point (11/1/01 at San Jose); 300th point (2/25/99 vs. Buffalo)

Milestones Within Reach (Current Total): 700th game (626); 300th assist (273); 500th point (482)

First NHL Game: 10/12/92 vs. Hartford

First NHL Goal/Point: 10/12/92 vs. Hartford (Sean Burke)

Most Goals, Game: 3 - six times - last 12/23/01 vs. NY Rangers

Most Assists, Game: 3 - eight times - last - 4/8/01 at Carolina

Most Points, Game: 5 - 2/23/01 vs. NY Rangers (3g,2a); 2/7/01 vs. Philadelphia (3g,2a)

Most Penalty Minutes, Game: 21 - 1/6/92 at Ottawa

Scoring vs. NHL

TEAM	GP	G	A	PTS	PIM
Anaheim	12	3	4	7	8
Atlanta	8	2	7	9	12
Boston	31	14	12	26	20
Buffalo	52	10	10	20	18
Calgary	14	3	8	11	20
Carolina	31	14	13	27	34
Chicago	12	2	5	7	9
Colorado	22	5	9	14	35
Columbus	2	1	2	3	4
Dallas	13	2	5	7	13
Detroit	12	6	1	7	8
Edmonton	13	4	8	12	2
Florida	37	9	17	26	51
Los Angeles	13	6	4	10	4
Minnesota	2	0	0	0	0
Montreal	36	5	21	26	45
Nashville	6	2	3	5	10
New Jersey	38	12	18	30	32
NY Islanders	44	12	21	33	62
NY Rangers	14	8	13	21	12
Ottawa	28	10	16	26	41
Philadelphia	41	15	12	27	46
Phoenix	11	6	4	10	12
Pittsburgh	22	10	7	17	22
San Jose	13	9	6	15	8
St. Louis	15	5	4	9	12
Tampa Bay	36	12	12	24	62
Toronto	17	10	11	21	12
Vancouver	13	1	6	7	18
Washington	38	11	14	25	54
TOTALS	626	209	273	482	686

Career Statistics

Year	Club	League	Regular Season											Playoffs					
			GP	G	A	PTS	PIM	+/-	PP	SH	GW	S	GP	G	A	PTS	PIM		
1989-90	Moscow Dynamo	SEL	1	0	0	0	0	--	--	0	0	--	--	--	--	--	--	--	--
1990-91	Moscow Dynamo	SEL	18	1	2	3	4	--	--	--	--	--	--	--	--	--	--	--	--
1991-92	Moscow Dynamo	SEL	33	16	9	25	20	--	--	--	--	--	--	--	--	--	--	--	--
	CIS Olympic		8	1	2	3	14	--	--	--	--	--	--	--	--	--	--	--	--
1992-93	NY Rangers	NHL	65	20	18	38	79	--	3	0	3	134	--	--	--	--	--	--	--
	Binghamton	AHL	13	13	11	24	35	--	--	--	--	--	9	3	5	8	14	--	--
1993-94	NY Rangers	NHL	76	23	33	56	154	--	7	0	3	184	23	9	12	21	18	--	--
1994-95	NY Rangers	NHL	48	13	15	28	30	--	1	1	1	103	10	4	7	11	10	--	--
1995-96	NY Rangers	NHL	81	24	34	58	98	--	8	1	7	206	11	3	4	7	14	--	--
1996-97	NY Rangers	NHL	45	13	22	35	42	--	--	0	0	110	--	--	--	--	--	--	--
1997-98	NY Rangers	NHL	73	23	30	53	44	--	8	0	3	173	--	--	--	--	--	--	--
1998-99	NY Rangers	NHL	14	3	4	7	12	-6	1	0	1	35	--	--	--	--	--	--	--
	PITTSBURGH	NHL	63	20	26	46	37	8	5	1	4	156	10	5	7	12	14	--	--
1999-00	PITTSBURGH	NHL	82	26	40	66	94	-3	9	2	4	254	11	1	5	6	10	--	--
2000-01	PITTSBURGH	NHL	79	44	51	95	96	12	12	2	9	307	18	5	5	10	15	--	--
	NHL TOTALS		626	209	273	482	686	--	55	7	35	1662	83	27	40	67	82	--	--
	PGH TOTALS		224	90	117	207	227	17	26	5	17	717	39	11	17	28	40	--	--



2000-01 HIGHLIGHTS

Set career highs with 44 goals, 51 assists and 95 points...Tied for fourth in the league in points, ranked fifth in goals, tied for 13th in assists, fifth in even-strength goals (30), tied for 11th in even-strength points (55), tied for 10th in power play points (37), fifth in shots (307) and tied for fourth in game-winning goals (9)...Tied for second on the Penguins in points, ranked second in goals, third in assists, second in game-winning goals, third in power play goals, third in power play points and fifth in hits (104)...Set career-highs with five points (3+2) Feb. 7 vs. Philadelphia and Feb. 23 vs. the Rangers (3+2)...Also notched hat tricks Nov. 8 vs. Philadelphia and Feb. 10 vs. New Jersey...His four hat tricks tied for the league lead with Florida's Pavel Bure and were the most in one season by a Penguin since Mario Lemieux had six in 1995-96...Named NHL Player of the Month for February collecting 20 points (12+8) in 11 games including three hat tricks and three game-winning goals, two of which came in overtime...Named NHL Player of the Week for the week ending Feb. 11 after posting back-to-back hat tricks (Feb. 7 and 10) and the week ending Nov. 12 after recording eight points (4+4) in three games...Had an eight-game point streak from Jan. 12-27 totaling 12 points (7+5)...Had a point in 51 of his 79 games (64.6%) and was held scoreless in three straight games only once (Feb. 11-16)...Recorded 32 multi-point games (24 with two points, six with three points and two with five points)...Had seven multi-goal games (four with three goals and three with two)...Missed three games (Mar. 25-29) due to an NHL suspension for abuse of officials...Recorded 55 points (29+26) in 39 home games, ranking second on the team in home points and tied for first in home goals...Totaled 40 points (15+25) in 40 road games, ranking fourth in road points and goals...Had 37 points (12+25) on the power play and three short-handed points (2+1)...Collected 29 points (15+14) in 19 games vs. Atlantic Division opponents, ranking first on the team in goals and second in points...**PLAYOFFS:** Tied for second on the team in goals (5), tied for fifth in assists (5) and tied for fourth in points (10)...Ranked second in shots (44)...Played in all 18 games...Had four multi-point games...Tallied three points (1+2) in Game Six of the Eastern Conference Semifinals May 8 vs. Buffalo...Had two points (1+1) in Game Two at Buffalo and in Game Six of the Eastern Conference Quarterfinals vs. Washington Apr. 23 and in Game Two of the Eastern Conference Finals at New Jersey.

2000-01 Regular Season Quick Stats: Multiple-Goal Games: 7 Multiple-Assist Games: 10 Multiple-Point Games: 32 Games Missed Due to Injury: 0

CAREER HIGHLIGHTS

Ranked second on the team in goals (26) and points (66), and ranked third in assists (40) in 1999-2000...Led the team in short-handed goals (2) and short-handed points (5)...Tied for second on the team with 26 power play points and ranked third with nine power play goals...Ranked second in game-winning goals (4) and shots on goal (254)...His 94 penalty minutes ranked fourth on the team and his 90 hits ranked seventh...Was the only Penguin to appear in all 82 games...Tallied his 200th assist Dec. 23 vs. Tampa Bay...Had 18 multi-point games to rank second on the team...Tied for fourth on the team with six points (1+5), in 11 playoff games...Had three assists in Game One at Washington on Apr. 13...Scored his only goal in Game Four vs. Philadelphia, May 4...Recorded 46 points (20+26) in 63 games in 1998-99 with the Penguins after being acquired from the NY Rangers Nov. 25...Made his Penguins debut Nov. 27, picking up two assists against his former team...His 53 total points ranked fourth on the Penguins...Ranked third in goals, fourth in power play goals (6), second in game-winning goals (5) and fifth in hits (95)...Had eight multi-point games, seven with the Penguins (6 with 2 points, 2 with 3 points)...Posted a 10-game point streak from Jan. 28 to Feb. 15, collecting 12 points (6+6)...Scored the first overtime goal of his career Feb. 9 vs. Montreal...With the Penguins, recorded 23 points (9+14) in 33 home games, 23 points (11+12) in 30 road games, 12 points (5+7) on the power play and nine points (3+6) in 13 games vs. the Atlantic Division...Tied for second with Jaromir Jagr in playoff scoring with 12 points (5+7) in 10 games...Tied for second on the team in goals and assists...Recorded 10 points (4+6) in six games vs. New Jersey in the Eastern Conference Quarterfinals to rank second on the team...Scored the game-winning goal in Game Three vs. New Jersey Apr. 25...Missed Games Four and Five of the Eastern Conference Semifinals vs. Toronto with a bruised foot...Ranked third on the Rangers with 53 points in 1997-98...Tied for first on the team with 23 goals and ranked fourth with 30 assists...Tied for second with three game-winning goals...Had 13 multi-point games (one four-point game, one three-point game, 11 two-point games)...Missed eight games following arthroscopic knee surgery Jan. 26...Recorded eight points (5+3) in six games for Russia at the 1998 World Championships...Missed the last 37 games of the 1996-97 season after suffering a torn anterior cruciate ligament Jan. 8 vs. Tampa Bay...Notched his second career hat trick Oct. 16 vs. Pittsburgh...Recorded his 200th career point Dec. 6 vs. Toronto...Ranked third on the Rangers with 24 goals in 1995-96...Ranked fifth with 58 points...Led the Rangers with seven game-winning goals...Played for Team Russia in the World Cup of Hockey...Ranked seventh on the Rangers with 26 points in 1994-95 appearing in all 48 games...Collected 17 of his 28 points at home...Led the team with 11 even strength goals...Ranked third on the Rangers in playoff scoring with 11 points in 10 games...Recorded 56 points in 76 games in 1993-94 to rank sixth on the Rangers in scoring...His 23 goals tied for third on the team...Ranked second on the team with 27 even strength assists and 43 even strength points...Placed third on the team in playoff scoring with 21 points in 23 games...Tied for second on the team with seven points (2+5) in the Stanley Cup Finals vs. Vancouver...Notched a point in each of the last five games of the Finals...Recorded a point in each of the first seven playoff games, collecting 11 points (4+7)...Played in 65 games with the Rangers in 1992-93...Scored a goal in his first NHL game Oct. 12 vs. Hartford...Notched his first career hat trick Dec. 27 vs. Boston...Spent the 1991-92 season with Moscow Dynamo after playing in two pre-season games with the Rangers...Won the national title with Moscow Dynamo for the second consecutive year...Was a member of the Russian team that won the Gold Medal at the 1992 Olympic Games, recording three points (1+2) in eight games...Played for Moscow Dynamo in 1990-91, winning a national title...Also played for the Russian team that won the World Junior Championship, recording 10 points (5+5) in seven games...Led the team in scoring and ranked fifth in the tournament...Named to the World Junior Tournament All-Star team...Was the first Soviet player ever taken in the first round of the NHL Entry Draft...Alexei and his wife, Euginia, spend their off-season in New York and Russia.



MILAN KRAFT

14 - Center


HT/WT: 6-3, 211

Shoots: Right

Born: 1/17/1980

Birthplace: Plzen, Czech Republic

Acquired: Drafted by Pittsburgh in the first round (23rd overall) of 1998 Entry Draft



Career Milestones

Milestones Within Reach (Current Total):	100 th game (42)
First NHL Game:	10/8/00 at Nashville (in Japan)
First NHL Goal/Point:	10/14/00 vs. NY Rangers (Kirk McLean)
Most Goals, Game:	1 - seven times - last - 12/20/00 at Florida
Most Assists, Game:	1 - seven times - last - 1/13/01 at NY Islanders
Most Points, Game:	2 - 11/10/00 at New Jersey (1g,1a)
Most Penalty Minutes, Game:	2 - four times - last - 12/20/00 at Florida

Scoring vs. NHL

TEAM	GP	G	A	PTS	PIM
Anaheim	-	-	-	-	-
Atlanta	1	0	1	1	0
Boston	3	1	0	1	0
Buffalo	3	0	0	0	0
Calgary	1	0	1	1	0
Carolina	2	0	0	0	0
Chicago	-	-	-	-	-
Colorado	1	0	0	0	0
Columbus	1	0	0	0	0
Dallas	1	0	0	0	0
Detroit	1	0	0	0	2
Edmonton	1	1	0	1	0
Florida	2	1	0	1	2
Los Angeles	1	0	0	0	0
Minnesota	-	-	-	-	-
Montreal	2	0	0	0	0
Nashville	1	0	0	0	2
New Jersey	2	1	1	2	0
NY Islanders	2	0	2	2	0
NY Rangers	2	1	0	1	0
Ottawa	3	1	0	1	0
Philadelphia	2	1	0	1	0
Phoenix	-	-	-	-	-
San Jose	1	0	0	0	0
St. Louis	1	0	1	1	2
Tampa Bay	2	0	0	0	0
Toronto	3	0	0	0	0
Vancouver	1	0	1	1	0
Washington	2	0	0	0	0
TOTALS	42	7	7	14	8

Career Statistics

Year	Club	League	Regular Season													Playoffs				
			GP	G	A	PTS	PIM	+	-	PP	SH	GW	S	GP	G	A	PTS	PIM		
1986-87	ZKZ Plzen	Czech Jr	29	24	12	36	--	--	--	--	--	--	--	--	--	--	--	--	--	
	ZKZ Plzen	Czech	9	0	1	1	2	--	--	--	--	--	--	--	--	--	--	--	--	
1987-88	Plzen	Czech Jr	24	22	21	43	12	--	--	--	--	--	--	--	--	--	--	--	--	
	Plzen	Czech	18	0	5	5	0	--	--	--	--	--	--	--	--	--	--	--	--	
1988-89	Prince Albert	WHL	68	40	46	86	32	--	--	--	--	--	--	--	--	--	--	--	--	
1989-00	Prince Albert	WHL	56	34	35	69	42	--	--	--	--	--	8	4	1	5	4	--	--	
2000-01	PITTSBURGH	NHL	42	7	7	14	8	-6	1	1	1	63	8	0	0	0	2	--	--	
	Wilkes-Barre	AHL	40	21	23	44	27	E	6	1	1	147	14	12	7	19	6	--	--	
	NHL/PGH TOTALS		42	7	7	14	8	-6	1	1	1	63	8	0	0	0	2			



2000-01 HIGHLIGHTS

Recorded 14 points (7+7) in 42 games with the Penguins... Scored his first goal in his third game Oct. 14 vs. the Rangers (Kirk McLean)... Notched his first assist Nov. 3 at Vancouver... Had a five game point streak from Nov. 3-11 (3+3=6)... Had a goal in three straight games Nov. 8-11... Totaled two points (1+1) Nov. 10 at New Jersey including the game-winning goal... Scored a short-handed goal Dec. 20 at Florida... Had five points (3+2) in 20 home games, nine points (4+5) in 22 road games, two power play points (1+1), one short-handed goal and six points (3+3) in eight games vs. Atlantic Division opponents... Was assigned to Wilkes-Barre/Scranton Jan. 14... Played in 40 games, recording 44 points (21+23)... Tied for fifth on the team with six power play goals... Had a point in 29 of his 40 games with Wilkes-Barre/Scranton (72.5%)... Notched 11 multi-point games, seven with two points and four with three points... Had a seven game point streak from Mar. 25-Apr. 6, collecting nine points (5+4)... **PLAYOFFS:** Was scoreless in eight games with the Penguins... Made his playoff debut in Game Five of the Eastern Conference Semifinals at Buffalo May 5... Was recalled from Wilkes-Barre/Scranton on May 4... Played in 14 playoff games with Wilkes-Barre/Scranton and ranked third on the team with 19 points (12+7)... His 12 goals paced the club... Tied for second on the team with four power play goals and two game-winning goals... Ranked fifth in league playoff scoring and first among rookies... Totaled seven multi-point games, five with two points and two with three points... Had a six game point streak from Apr. 11-21 recording 10 points (7+3).

2000-01 Regular Season Quick Stats: Multiple-Goal Games: 0 Multiple-Assist Games: 0 Multiple-Point Games: 1 Games Missed Due to Injury: 0

CAREER HIGHLIGHTS

Led Prince Albert of the Western Hockey League with 34 goals in **1999-2000**... Ranked second on the team with 69 points, despite playing in only 56 games... Led the Raiders with four game-winning goals and was second with 12 power play goals... Named Outstanding Forward of the 2000 World Junior Championships after collecting 12 points (5+7) in seven games, leading the Czech Republic to the tournament championship... Led Prince Albert with 86 points in **1998-99** which tied for 14th in the WHL... Led the Raiders with 40 goals and ranked second with 46 assists... Tied for the team lead with 20 points (7+13) in 14 playoff games... His 13 playoff assists led the team... Played 16 games with Plzen in the Czech National League in **1997-98**, recording five assists... Also appeared in one playoff game... Recorded 43 points (22+21) in 24 games with Plzen in the Czech Junior League... Was captain of the 1998 Czech Republic Under-18 team... Played in nine games with Plzen in **1996-97** recording one assist... In 29 games with the Plzen Junior team, collected 36 points (24+12).





DAN LACOUTURE

33 - Left Wing

HT/WGT: 6-2, 208

Shoots: Left

Born: 4/18/1977

Birthplace: Hyannis, MA

Acquired: Traded to Pittsburgh by Edmonton for Sven Butenschon, March 14, 2001.



Career Milestones

Milestones Within Reach: 100th game (56)
First NHL Game: 2/24/00 vs. Anaheim
First NHL Point: 10/10/00 an assist at Montreal
First NHL Goal: 10/17/00 vs. Boston (Andrew Raycroft)
Most Goals, Game: 1 - 10/17/00 vs. Boston; 12/14/00 at Nashville
Most Assists, Game: 1 - four times - last 11/12/01 vs. Vancouver
Most Points, Game: 1 - six times - last - 1/20/01 vs. Vancouver (1a)
Most Penalty Minutes, Game: 5 - seven times - last - 4/2/01 at NY Islanders

Scoring vs. NHL

TEAM	GP	G	A	PTS	PIM
Anaheim	4	0	0	0	5
Atlanta	1	0	0	0	0
Boston	1	1	0	1	4
Buffalo	3	0	0	0	2
Calgary	2	0	0	0	10
Carolina	3	0	0	0	2
Chicago	2	0	0	0	0
Colorado	3	0	0	0	0
Columbus	1	0	0	0	0
Dallas	1	0	0	0	0
Detroit	4	0	0	0	4
Edmonton	-	-	-	-	-
Florida	1	0	0	0	0
Los Angeles	-	-	-	-	-
Minnesota	2	0	1	1	0
Montreal	2	0	1	1	0
Nashville	3	1	0	1	2
New Jersey	1	0	0	0	0
NY Islanders	2	0	0	0	5
NY Rangers	1	0	0	0	0
Ottawa	2	0	0	0	0
Philadelphia	2	0	0	0	0
Phoenix	2	0	0	0	5
Pittsburgh	1	0	0	0	0
San Jose	4	0	1	1	7
St. Louis	2	0	0	0	5
Tampa Bay	1	0	0	0	0
Toronto	1	0	0	0	0
Vancouver	3	0	1	1	2
Washington	1	0	0	0	0
TOTALS	56	2	4	6	53

Career Statistics

Year	Club	League	Regular Season													Playoffs				
			GP	G	A	PTS	PIM	#A	PP	SH	GW	S	GP	G	A	PTS	PIM			
1992-93	Natick Acad.		20	36	34	72	46	--	--	--	--	--	--	--	--	--	--	--	--	
1993-94	Natick Acad.		21	52	49	101	58	--	--	--	--	--	--	--	--	--	--	--	--	
1994-95	Springfield	UHL	52	44	56	100	98	--	--	--	--	--	--	--	--	--	--	--	--	
1995-96	Springfield	NAJHL	41	36	41	77	67	--	--	--	--	--	13	12	13	25	23	--	--	
1996-97	Boston Univ.	HE	31	13	12	25	18	--	--	--	--	--	--	--	--	--	--	--	--	
1997-98	Hamilton	AHL	77	15	10	25	31	--	--	--	--	--	5	1	0	1	3	2	0	
1998-99	Edmonton	NHL	3	0	0	0	5	0	1	0	0	0	0	--	--	--	--	--	--	
	Hamilton	AHL	72	17	14	31	73	--	--	--	--	--	9	2	1	3	2	--	--	
1999-00	Edmonton	NHL	5	0	0	0	10	E	0	0	0	2	1	0	0	0	0	0	0	
	Hamilton	AHL	70	23	17	40	85	--	--	--	--	--	6	2	1	3	0	--	--	
2000-01	Edmonton	NHL	37	2	4	6	29	-2	0	0	1	22	--	--	--	--	--	--	--	
	PITTSBURGH	NHL	11	0	0	0	14	E	0	0	0	1	5	0	0	0	0	2	2	
	NHL TOTALS		56	2	4	6	53	-1	0	0	1	25	6	0	0	0	0	2	2	
	PITTSBURGH TOTALS		11	0	0	0	14	E	0	0	0	1	5	0	0	0	0	2	2	



2000-01 HIGHLIGHTS


Scoreless with 14 penalty minutes in 11 games with the Penguins...Made his Penguins debut Mar. 14 vs. the Islanders...Scoreless in five home games, scoreless in six road games and scoreless in four games vs. Atlantic Division opponents...Played in 37 games with Edmonton, recording six points (2+4) and 29 penalty minutes...Recorded first NHL point with an assist Oct. 10 vs. Montreal...Scored first NHL goal Oct. 17 vs. Boston...**PLAYOFFS:** Scoreless with two penalty minutes in five games...Made his Penguins playoff debut in Game Three of the Eastern Conference Semifinals Apr. 30 vs. Buffalo.

2000-01 Regular Season Quick Stats: Multiple-Goal Games: 0 Multiple-Assist Games: 0 Multiple-Point Games: 0 Games Missed Due to Injury: 0

CAREER HIGHLIGHTS

Spent the majority of the **1999-2000** season with Hamilton of the American Hockey League...Played in final five games of the season with Edmonton, going scoreless with 10 penalty minutes...Ranked sixth in scoring with Hamilton, collecting 40 points (23+17) in 70 games...His 23 goals ranked second on the team...Of his 23 goals, eight came on the power play, two short-handed and two were game-winners...Played in one playoff game with Edmonton, Apr. 12 at Dallas...Picked up three points (2+1) in six playoff games with Hamilton...Played in three games with Edmonton in **1998-99**...Made NHL debut Feb. 24 vs. Anaheim...Ranked seventh on Hamilton with 31 points in 72 games...Led the team and tied for fourth in the league with four short-handed goals...Also scored four game-winning goals...Spent the entire **1997-98** season in Hamilton, his first pro season...Tied for seventh on the team with 15 goals...Scored one goal in five playoff games...Played at Boston University in **1996-97**...Ranked seventh on the team in scoring...His 13 goals ranked fourth on the team...BU won the Hockey East and lost to North Dakota in the NCAA Finals...Played junior hockey at Springfield in **1995-96**, collecting 84 points in 42 games...Spends his off-season in Massachusetts.

CAREER TRANSACTIONS: Drafted by NY Islanders in the second round (29th overall) of 1996 Entry Draft...Traded to Edmonton by NY Islanders for Mariusz Czerkawski, August 25, 1997





ROBERT LANG

20 - Center

HT/WT: 6-2, 220

Shoots: Right

Born: 12/19/1970

Birthplace: Teplice, Czech Republic

Acquired: Claimed off waivers from the Boston Bruins, October 25, 1997



Career Milestones

Milestones Achieved: 400th game (1/24/01 vs. Montreal);
300th game (12/14/99 vs Boston);
200th game (4/16/98 at Carolina);
100th goal (3/3/01 at Washington);
100th assist (2/29/00 vs Atlanta);
200th point (10/25/00 vs Ottawa);
100th point (12/30/98 vs Florida)

Milestones Within Reach (Current Total): 500th game (433);
200th assist (165);
300th point (269)

First NHL Game: 10/6/92 at Calgary
First NHL Point: 10/6/92 an assist at Calgary
First NHL Goal: 1/27/94 vs NY Rangers (Mike Richter)

Most Goals, Game: 2 - 11 times - last - 3/3/01 at Washington

Most Assists, Game: 3 - five times - last - 4/4/01 vs. Tampa Bay

Most Points, Game: 4 - 3/25/01 at New Jersey (1g,3a);
3/30/00 at Washington (1g,3a);
11/2/99 vs Los Angeles (2g,2a)

Scoring vs. NHL

TEAM	GP	G	A	PTS	PIM
Anaheim	21	2	4	6	2
Atlanta	6	6	5	11	0
Boston	21	0	8	8	10
Buffalo	16	5	7	12	2
Calgary	20	2	6	8	8
Carolina	18	7	8	15	2
Chicago	16	5	8	13	4
Colorado	13	2	3	5	4
Columbus	2	4	0	4	2
Dallas	13	2	4	6	6
Detroit	14	2	5	7	0
Edmonton	19	4	10	14	8
Florida	14	3	4	7	4
Los Angeles	7	3	3	6	4
Minnesota	2	2	0	2	0
Montreal	20	5	3	8	4
Nashville	6	4	1	5	2
New Jersey	19	3	10	13	4
NY Islanders	19	8	6	16	10
NY Rangers	18	6	12	20	4
Ottawa	14	4	7	11	4
Philadelphia	19	3	9	12	2
Phoenix	16	2	10	12	4
Pittsburgh	2	0	0	0	0
San Jose	16	1	2	3	0
St. Louis	11	1	2	3	0
Tampa Bay	15	1	10	11	4
Toronto	20	4	6	10	2
Vancouver	16	4	2	6	2
Washington	18	7	8	15	6
TOTALS	433	104	165	269	108

Career Statistics

Year	Club	League	Regular Season													Playoffs				
			GP	G	A	PTS	PIM	+	-	PP	SH	GW	S	GP	G	A	PTS	PIM		
1988-89	Litvinov	Czech	7	3	2	5	0	--	--	--	--	--	--	--	--	--	--	--	--	
1989-90	Litvinov	Czech	39	11	10	21	--	--	--	--	--	--	--	--	--	--	--	--	--	
1990-91	Litvinov	Czech	56	26	26	52	38	--	--	--	--	--	--	--	--	--	--	--	--	
1991-92	Litvinov	Czech	43	12	31	43	34	--	--	--	--	--	--	--	--	--	--	--	--	
1992-93	Los Angeles	NHL	11	0	5	5	2	-3	0	0	0	3	--	--	--	--	--	--	--	
	Phoenix	IHL	38	9	21	30	20	--	--	--	--	--	--	--	--	--	--	--	--	
1993-94	Los Angeles	NHL	32	9	10	19	10	7	0	0	0	41	--	--	--	--	--	--	--	
	Phoenix	IHL	44	11	24	35	34	--	--	--	--	--	--	--	--	--	--	--	--	
1994-95	Litvinov	Czech	16	4	19	23	28	--	--	--	--	--	--	--	--	--	--	--	--	
	Los Angeles	NHL	36	4	8	12	4	-7	0	0	0	38	--	--	--	--	--	--	--	
1995-96	Los Angeles	NHL	68	6	16	22	10	-15	0	2	0	71	--	--	--	--	--	--	--	
1996-97	Sparta Praha	Czech	38	14	27	41	30	--	--	--	--	--	5	1	2	3	4	--	--	
1997-98	Czech Olympic		6	0	2	2	0	--	0	0	0	--	--	--	--	--	--	--	--	
	Houston	IHL	9	1	7	8	4	--	0	0	0	--	--	--	--	--	--	--	--	
	Boston	NHL	3	0	0	0	2	1	0	0	0	2	--	--	--	--	--	--	--	
	PITTSBURGH	NHL	51	9	13	22	14	6	1	1	2	64	6	0	3	3	2	--	--	
1998-99	PITTSBURGH	NHL	72	21	23	44	24	-10	7	0	3	137	12	0	2	2	0	--	--	
1999-00	PITTSBURGH	NHL	78	23	42	65	14	-9	13	0	5	142	11	3	3	6	0	--	--	
2000-01	PITTSBURGH	NHL	82	32	48	80	28	20	10	0	2	177	16	4	4	8	4	--	--	
	NHL TOTALS	NHL	433	104	165	269	108	-10	31	3	12	675	45	7	12	19	6	--	--	
	PGH TOTALS		283	85	126	211	80	7	31	1	12	520	45	7	12	19	6	--	--	



2000-01 HIGHLIGHTS


Set career-highs in goals (32), assists (48), points (80) and games played (82)...Ranked 20th in the league in points, tied for 30th in goals, 21st in assists, 10th in even strength assists (33) and tied for 11th in even strength points (55)...Ranked fourth on the Penguins in points, goals and assists, ranked third in even strength goals (22), fourth in power play goals (10), third in even strength assists (33), fifth in power play assists (15), tied for second in even strength points (55), fifth in power play points (25), fourth in shots (177) and first in plus/minus (+20)...Tied his career-high with four points (1+3) Mar. 25 at New Jersey...Tied his career high with three assists on three occasions, Feb. 7 vs. Philadelphia, Mar. 25 at New Jersey and Apr. 4 vs. Tampa Bay...Had an eight game point streak Oct. 8-27, recording 12 points (5+7) and Jan. 8-21, recording 11 points (4+7)...Had a seven-game streak Dec. 1-13, collecting 11 points (3+8)...Had a point in 51 of 82 games (62.2%)...Was plus or even in 61 of 82 games (74.4%)...Recorded 21 multi-point games (14 with two points, six with three and one with four)...Had seven multi-goal games, all with two goals...Recorded 35 points (10+25) in 41 home games, ranking fifth on the team in home points and assists and tied for fourth in goals...Recorded 45 points (22+23) in 41 road games, ranking second on the team in road goals, third in points and fourth in assists...Had 25 power play points (10+15) and 21 points (6+15) in 20 games vs. Atlantic Division opponents, which ranked fourth on the team...**PLAYOFFS:** Ranked sixth on the team with eight points (4+4) in 16 games...Ranked fourth on the team in goals and seventh in assists...Missed Games Three and Five of the Eastern Conference Finals vs. New Jersey due to a strained muscle.

2000-01 Regular Season Quick Stats: Multiple-Goal Games: 7 Multiple-Assist Games: 8 Multiple-Point Games: 21 Games Missed Due to Injury: 0

CAREER HIGHLIGHTS

Ranked third on the team with 65 points in **1999-2000**...Was third on the team with 23 goals and second with 42 assists...Led the Penguins and tied for fourth in the league with 13 power play goals...Was tied for first on the Penguins with Jaromir Jagr in game-winning goals with five...Tied for second on the team with 26 power play points...His 13 power play goals were also a career-high...Recorded a career-high four points (2+2) Nov. 2 vs Los Angeles and equaled it Mar. 30 at Washington (1+3)...His three assists in that game matched his career-high for assists in a game...Had 13 multi-point games, ranking fourth on the team...Missed four games due to injuries: back spasms (Oct. 23), thumb (Dec. 15), mouth/lip (Mar. 9-11)...Tied for fourth on the team with six points (3+3) 11 playoff games...Scored his first career playoff goal in Game One at Washington Apr. 13...Picked up five of his six points in the Eastern Conference Semi-Finals vs. Philadelphia including two goals in Game Two Apr. 29...Ranked fourth on the team in goals (21), tied for seventh in assists (23), fifth in points (44), fourth in power play goals (7) and fourth in shots (137) in **1998-99**...Had a six-game point streak from Dec. 30-Jan. 13, recording 10 points (6+4)...Also had a five-game goal streak from Dec. 30-Jan. 9, scoring six goals...Had 10 multi-point games...Missed 10 games due to injury (high ankle sprain)...Played in 12 of 13 playoff games, missing Game Three vs New Jersey Apr. 25...Played in 51 games with the Penguins in **1997-98**, collecting 22 points (9+13)...Played in three games with Boston, going scoreless with two penalty minutes...Assigned to Houston (IHL) Oct. 25, and played in nine games, picking up eight points (1+7)...Recalled by the Penguins from Houston on November 17...Posted a season-high six-game point streak from Dec. 29 to Jan. 10 (4+3)...Missed nine games with a fractured thumb suffered Mar. 21 vs Philadelphia...Recorded three assists for the Czech Republic Olympic Team and won a gold medal at the 1998 Winter Olympics in Nagano, Japan...Spent the **1996-97** season with Sparta Praha in the Czech Republic League...Recorded 41 points (14+27) in 38 games...Played for the Czech Republic in the World Cup of Hockey, going scoreless in three games...Played in eight games for the Czech Republic at the World Championships, registering a goal and an assist...Collected 22 points (6+16) in 68 games with Los Angeles in **1995-96**...Recorded nine points (5+4) in eight games for the Czech Republic at the 1996 World Championships...In **1994-95**, picked up 12 points (4+8) and four penalty minutes in 36 games with the Kings...Also played in 16 games with Litvinov in the Czech Republic League...Scored nine goals in **1993-94** in 32 games with Los Angeles...Added 10 assists and 10 penalty minutes...Began the season with Phoenix (IHL), playing in 44 games and collecting 35 points (11+24) and 34 penalty minutes...Scored his first NHL goal Jan. 27 vs Mike Richter and the New York Rangers...Picked up five assists in his first NHL season, **1992-93**, while playing in 11 games with the Kings...Played the previous four seasons, **1988-92**, with Litvinov in the Czech Republic League...Played in 145 games, recording 121 points (52+69)...Robert and wife, Jennifer, spent their off-season in Hilton Head, South Carolina.

CAREER TRANSACTIONS: Drafted by Los Angeles in the seventh round (133rd overall) of 1990 Entry Draft...Signed by Pittsburgh as a free agent, Sept. 2, 1997...Claimed by Boston from Pittsburgh in the 1997 NHL Waiver Draft, Sept. 28, 1997





JANNE LAUKKANEN

5 - Defense


HT/WT: 6-1, 196

Shoots: Left

Born: 3/19/1970

Birthplace: Lahti, Finland

Acquired: Traded to Pittsburgh by Ottawa with Ron Tugnutt for Tom Barrasso, Mar. 14, 2000



Career Milestones

Milestones Achieved:	300 th game (11/3/00 at Vancouver); 200 th game (2/20/99 vs Philadelphia); 100 th point (3/10/01 vs Calgary)
Milestones Within Reach (Current Total):	400 th game (341); 100 th assist (86)
First NHL Game:	1/24/95 vs Washington
First NHL Point:	1/27/95 an assist at Buffalo
First NHL Goal:	12/9/95 at Ottawa (Don Beaupre)
Most Goals, Game:	1 - 14 times - last - 3/10/01 vs. Calgary
Most Assists, Game:	3 - 2/7/01 vs. Philadelphia
Most Points, Game:	3 - 2/7/01 vs. Philadelphia (3a)
Most Penalty Minutes, Game:	12 - 2/23/99 at Boston

Scoring vs. NHL

TEAM	GP	G	A	PTS	PIM
Anaheim	8	0	2	2	4
Atlanta	7	0	1	1	4
Boston	24	0	6	6	28
Buffalo	21	1	5	6	21
Calgary	8	1	1	2	10
Carolina	21	2	3	5	28
Chicago	5	0	1	1	2
Colorado	9	0	2	2	10
Columbus	2	0	1	1	2
Dallas	9	0	1	1	2
Detroit	6	0	1	1	10
Edmonton	6	0	0	0	8
Florida	15	1	3	4	14
Los Angeles	6	1	0	1	6
Minnesota	2	0	1	1	4
Montreal	23	0	9	9	26
Nashville	3	0	1	1	2
New Jersey	20	0	4	4	16
NY Islanders	14	1	1	2	4
NY Rangers	17	1	4	5	20
Ottawa	4	2	1	3	0
Philadelphia	20	0	10	10	18
Phoenix	8	0	3	3	8
Pittsburgh	18	2	4	6	12
San Jose	8	0	1	1	8
St. Louis	6	0	1	1	0
Tampa Bay	18	2	8	8	12
Toronto	12	0	3	3	4
Vancouver	7	0	4	4	8
Washington	16	0	6	6	8
TOTALS	341	14	86	100	299

Career Statistics

Year	Club	League	Regular Season													Playoffs			
			GP	G	A	PTS	PIM	+/-	PP	SH	GW	S	GP	G	A	PTS	PIM		
1990-91	Reipas Lahti	Finland	44	8	14	22	56	--	--	--	--	--	--	--	--	--	--	--	--
1991-92	Hameelina	Finland	43	5	14	19	62	--	--	--	--	--	--	--	--	--	--	--	--
	Finland	Olympics	8	0	1	1	6	--	--	--	--	--	--	--	--	--	--	--	--
1992-93	Hameelina	Finland	47	8	21	29	78	--	--	--	--	--	12	1	4	5	10	--	--
1993-94	Hameelina	Finland	48	5	24	29	48	--	--	--	--	--	--	--	--	--	--	--	--
	Finland	Olympics	8	0	2	2	12	--	--	--	--	--	--	--	--	--	--	--	--
	HC Bredovice	Czech	--	--	--	--	--	--	--	--	--	--	3	0	1	1	0	--	--
1994-95	Cornwall	AHL	55	8	26	34	41	--	--	--	--	--	--	--	--	--	--	--	--
	Quebec	NHL	11	0	3	3	4	3	0	0	0	12	6	1	0	1	2	--	--
1995-96	Colorado	NHL	3	1	0	1	0	-1	1	0	0	4	--	--	--	--	--	--	--
	Cornwall	AHL	35	7	20	27	80	--	--	--	--	--	--	--	--	--	--	--	--
	Ottawa	NHL	20	0	2	2	14	E	0	0	0	31	--	--	--	--	--	--	--
1996-97	Ottawa	NHL	76	3	18	21	76	-14	2	0	0	109	7	0	1	1	6	--	--
1997-98	Ottawa	NHL	60	4	17	21	84	-15	2	0	2	89	11	2	2	4	8	--	--
	Finland	Olympics	6	0	0	0	4	--	--	--	--	--	--	--	--	--	--	--	--
1998-99	Ottawa	NHL	50	1	11	12	40	18	0	0	0	46	4	0	0	0	4	--	--
1999-00	Ottawa	NHL	60	1	11	12	55	14	0	0	0	62	--	--	--	--	--	--	--
	PITTSBURGH	NHL	11	1	7	8	12	3	1	0	0	19	11	2	4	6	10	--	--
2000-01	PITTSBURGH	NHL	50	3	17	20	34	9	0	0	0	58	18	2	2	4	14	--	--
	NHL TOTALS		341	14	86	100	299	17	6	0	2	410	57	7	9	16	44	--	--
	PGH TOTALS		61	4	24	28	45	12	1	0	0	77	29	4	6	10	24	--	--



2000-01 HIGHLIGHTS


Ranked second among Penguins defensemen with 20 points (3+17) in 50 games...His 17 assists also ranked second among defensemen...Ranked fourth among defensemen, 10th overall, with a plus-9 rating...Ranked fifth with 64 blocked shots and sixth with 96 hits...Played in his 300th game Nov. 3 at Vancouver, recording one assist...Posted a three-game point streak from Dec. 26-30, recording three points (1+2)...Set a career-high for points and assists in a game, notching three Feb. 7 vs. Philadelphia...Was plus or even in 35 of his 50 games (70%)...Was a season-high plus-3 in back-to-back games, Feb. 7 vs. Philadelphia and Feb. 10 vs. the Islanders...Collected 14 points (3+11) in 26 home games, six assists in 24 road games, three power play assists, one short-handed assist and seven points (1+6) in 13 games vs. Atlantic Division opponents...Missed three games from Oct. 14-19 with a bruised knee...Missed 18 games (Nov. 16-Dec. 23) with a sprained knee...Missed one game (Feb. 16) with the flu...Missed one game (Feb. 25) with a strained groin and nine games (Mar. 12-23; Mar. 31-Apr. 4) with a knee sprain...**PLAYOFFS:** Totaled four points (2+2), playing in all 18 games...Led the team with a plus-6 rating and was plus or even in all 18 games...Second on the team with 26 blocked shots and ranked fifth in hits with 41...Scored a power play goal Apr. 18 in Game Four of the Eastern Conference Quarterfinals vs. Washington... Scored a goal in Game Four of the Eastern Conference Semifinals May 2 vs. Buffalo.

2000-01 Regular Season Quick Stats: Multiple-Goal Games: 0 Multiple-Assist Games: 1
Multiple-Point Games: 1 Games Missed Due to Injury: 32

CAREER HIGHLIGHTS

Totaled 20 points (2+18) in 71 games with the Penguins and Ottawa in **1999-2000**...Collected eight points (1+7) in 11 games with the Penguins...Recorded at least one point in six of his 11 games with the Penguins...Was a combined plus-17 (+14 with Ottawa, +3 with Pittsburgh)...Was a plus or even player in 54 of his 71 games (76.1%)...Was plus or even in seven of 11 with the Penguins and 47 of 60 with Ottawa...Missed 10 games due to injury: shoulder-3 (Nov. 30-Dec. 4), ankle-1 (Dec. 30), flu-4 (Jan. 20, Jan. 26-29), ribs -2 (Mar. 26, Apr. 7)...Led Penguins defensemen and tied for fifth on the team with six playoff points (2+4), playing in all 11 games...Set a career high with a plus-18 rating in **1998-99** in 50 games with Ottawa...Recorded 12 points (1+11)... Played in his 200th career game Feb. 20 vs Philadelphia...Missed 32 games due to injury (concussion, back and groin)...Scored a career-high four goals in **1997-98**...Matched his career-high with 21 points... Ranked third on the team with 64 penalty minutes...Collected four points (2+2) in the Eastern Conference Semifinal vs. Washington, including the game-winning goal in Game 6 on May 2...Was scoreless in six games for Finland, which won a bronze medal, in the 1998 Olympics in Nagano, Japan...Played in a career-high 76 games in **1996-97** recording 21 points (3+18)...His 18 assists are a career-high...Recorded his first playoff point with an assist vs. Buffalo on Apr. 21...Split the **1995-96** season with Colorado and Ottawa...Scored his first NHL goal with Colorado against Ottawa Dec. 9...Played his first season in North America in **1994-95**, splitting the season between Cornwall and Quebec...Played in 11 games with the Nordiques, recording three assists...Playing with HPK Hameenlinna in the Finnish Elite League in **1993-94**, led the team in points among defensemen with 29...Won a bronze medal with Finland at the 1994 Olympics, collecting two assists in eight games...Led all HPK defensemen in scoring and tied for sixth on the team in **1992-93** with 29 points in 47 games...Recorded 19 points in 43 games with HPK in **1991-92**, ranking second among defensemen in points and assists.

CAREER TRANSACTIONS: Drafted by Quebec in the eighth round (156th overall) of the 1991 Entry Draft...Traded to Ottawa by Colorado for the rights to Brad Larsen, Jan. 26, 1996





MARIO LEMIEUX

66 - Center


HT/Wt: 6-4, 230

Shoots: Right

Born: 10/5/1965

Birthplace: Montreal, Quebec

Acquired: Drafted by Pittsburgh in the first round (first overall) of 1984 Entry Draft



Career Milestones

Milestones Achieved:	700 th game (12/17/96 vs. Boston); 600 th goal (2/4/97 vs. Vancouver); 500 th goal (10/26/95 at NY Islanders); 900 th assist (2/25/01 vs. NY Islanders); 800 th assist (3/26/96 vs. St. Louis); 1,500 th point (12/30/00 vs. Ottawa); 1,400 th point (11/30/96 vs. Boston); 1,300 th point (1/5/96 vs. Detroit); 1,000 th point (3/24/92 at Detroit)
Milestones Within Reach:	800 th game (7/8/8); 700 th goal (6/4/8); 1000 th assist (9/22); 1,600 th point (1/5/70)
First NHL Game:	10/11/84 at Boston
First NHL Goal/Point:	10/11/84 at Boston (Pete Peeters)
Most Goals, Game:	5 - 12/31/88 vs. New Jersey; 4/8/93 at NY Rangers; 3/26/96 vs. St. Louis
Most Assists, Game:	6 - 10/15/88 vs. St. Louis; 12/5/92 at San Jose; 11/1/95 vs. Tampa Bay
Most Points, Game:	8 - 10/15/88 at St. Louis (2g,5a); 12/31/88 vs. New Jersey (5g,3a)
Most Penalty Minutes, Game:	24 - 11/26/88 vs. Philadelphia

Scoring vs. NHL

TEAM	GP	G	A	PTS	PIM
Anaheim	6	4	6	10	12
Atlanta	3	1	6	7	6
Boston	36	29	35	64	20
Buffalo	34	28	35	63	42
Calgary	23	19	37	56	8
Carolina	33	30	38	68	18
Chicago	25	25	35	60	16
Colorado	30	29	36	65	20
Columbus	1	0	0	0	0
Dallas	25	16	23	39	26
Detroit	24	21	34	55	14
Edmonton	24	13	28	41	14
Florida	10	12	7	19	6
Los Angeles	24	17	37	54	22
Minnesota	2	2	0	2	0
Montreal	35	25	32	57	20
Nashville	-	-	-	-	-
New Jersey	63	44	80	124	87
NY Islanders	63	46	76	122	55
NY Rangers	64	57	68	125	66
Ottawa	17	12	16	28	12
Philadelphia	63	50	80	110	54
Phoenix	24	19	34	53	22
San Jose	11	14	28	42	6
St. Louis	23	25	31	56	16
Tampa Bay	12	8	20	28	28
Toronto	29	28	37	65	20
Vancouver	26	25	34	59	49
Washington	58	48	49	98	96
TOTALS	788	648	922	1570	755

Career Statistics

Year	Club	League	Regular Season													Playoffs				
			GP	G	A	PTS	PIM	+/-	PP	SH	GW	S	GP	G	A	PTS	PIM			
1981-82	Laval	QMJHL	64	30	66	96	22	--	--	--	--	--	6	5	9	14	31			
1982-83	Laval	QMJHL	66	84	100	184	76	--	--	--	--	--	12	14	18	32	18			
1983-84	Laval	QMJHL	70	133	149	282	92	--	--	--	--	--	14	29	23	52	29			
1984-85	PITTSBURGH	NHL	73	43	57	100	54	-35	11	0	2	209	--	--	--	--	--			
1985-86	PITTSBURGH	NHL	79	48	93	141	43	-6	17	0	4	276	--	--	--	--	--			
1986-87	PITTSBURGH	NHL	63	54	53	107	57	13	19	0	4	267	--	--	--	--	--			
1987-88	PITTSBURGH	NHL	77	70	98	168	92	23	22	10	7	382	--	--	--	--	--			
1988-89	PITTSBURGH	NHL	76	85	114	199	100	41	31	13	8	313	11	12	7	19	16			
1989-90	PITTSBURGH	NHL	59	45	78	123	78	-18	14	3	4	226	--	--	--	--	--			
1990-91	PITTSBURGH	NHL	26	19	26	45	30	8	6	1	2	89	23	16	28	44	16			
1991-92	PITTSBURGH	NHL	64	44	87	131	94	27	12	4	5	249	15	16	18	34	2			
1992-93	PITTSBURGH	NHL	60	69	91	160	38	55	16	6	10	286	11	8	10	18	10			
1993-94	PITTSBURGH	NHL	22	17	20	37	32	-2	7	0	4	92	6	4	3	7	2			
1994-95																				
1995-96	PITTSBURGH	NHL	70	69	92	161	54	10	31	8	8	338	18	11	16	27	33			
1996-97	PITTSBURGH	NHL	76	50	87	122	65	27	15	3	7	327	5	3	3	6	4			
1997-98																				
1998-99																				
1999-00																				
2000-01	PITTSBURGH	NHL	43	35	41	76	18	15	16	1	5	171	16	6	11	17	4			
NHL/PITTSBURGH TOTALS			788	648	922	1570	755	158	217	49	70	3225	107	76	96	172	87			

* league-leading total # tied for league lead



2000-01 HIGHLIGHTS

Announced he would return to the Penguins as a player Dec. 11... Practiced with the team for the first time Dec. 19... Played in his first game Dec. 27 vs. Toronto, collecting three points (1+2), recording an assist just 33 seconds into the game... Ranked fifth on the Penguins with 76 points, despite playing in only 43 games... Was runner-up to Joe Sakic in voting for the Hart Trophy as league MVP, was a finalist for the Lester B. Pearson Award as NHLPA MVP, and was named to the NHL Second All-Star team, his ninth such selection (five – first team, four – second team)... Tied for 19th in the league in goals, tied for 29th in points, tied for ninth in power play goals and ranked third in shooting percentage (20.5%)... Had the second most points in the league from the time of his comeback to the end of the season (Jagr 84 points) ... Ranked third on the Penguins in goals (35), fifth in even strength goals (18), first in power play goals (16), fifth in assists (41), tied for fourth in even strength assists (25), fourth in power play assists (16), fifth in even strength points (43), fourth in power play points (32), sixth in plus/minus (+15), first in shooting percentage, fifth in shots (171) and tied for second in face-off percentage (52%)... Had a point in 37 of his 43 games (86%), going scoreless in back-to-back games once (Feb. 17 at Columbus and Feb. 19 vs. Colorado)... Had a nine-game point streak from Jan. 17 to Feb. 10, recording 16 points (8+8)... Had an eight-game streak from Dec. 27 to Jan. 13, collecting 19 points (9+10) and a seven-game streak from Mar. 7-17, recording 14 points (7+7)... Scored a goal in five consecutive games from Mar. 10-17, scoring six goals... Became the 14th player in NHL history to record 900 assists Feb. 25 vs. the Islanders... Notched his 1,500th career point with an assist Dec. 20 vs. Ottawa... Scored his 10th career overtime goal to set a club record Feb. 21 vs. Florida... Notched his 40th career hat trick Jan. 24 vs. Montreal to rank second all-time... Named NHL Player of the Month for January, his 13th such selection, collecting 25 points (14+11) in 14 games... Named Co-Player of the Week for the week ending Dec. 31, recording seven points (2+5) and a plus-6 rating in two games... Had 24 multi-point games (13 with two points, seven with three and four with four)... Had seven multi-goal games (six with two and one with three) and 16 multi-assist games (14 with two and two with three)... Recorded 46 points (20+26) in 24 home games, ranking third in home goals and points and tied for third in home assists... Picked up 30 points (15+15) in 19 road games to rank fifth on the team in road points, tied for fourth in road goals and fifth in road assists... Had 32 points (16+16) on the power play, one short-handed goal and 20 points (12+8) in 13 games vs. Atlantic Division opponents... **PLAYOFFS:** Led the Penguins and tied for seventh in the league with 17 points (6+11)... Was the only player among the top 10 scorers who did not appear in the finals... Tied for eighth in the league in goals, tied for sixth in assists, tied for fourth in power play assists (5), and tied for first with three game-winning goals... Scored a goal in four straight games from Apr. 18-26 (4 goals)... Had a point in five consecutive games from Apr. 18-28 (4+4=8)... Had six multi-point games, all with two points... Had seven points (4+3) in the Eastern Conference Quarterfinals vs. Washington... Scored the game-tying goal with 1:18 left in Game Six of the Eastern Conference Semifinals vs. Buffalo... Is the Penguins career playoff leader in goals (76), assists (96), points (172), and power play goals (29).

2000-01 Regular Season Quick Stats: Multiple-Goal Games: 7 Multiple-Assist Games: 16 Multiple-Point Games: 24 Games Missed Due to Injury: 0


CAREER HIGHLIGHTS

Was retired during the 1997-98, 1998-99 and 1999-00 seasons... Won the Art Ross Trophy for the sixth time in 1996-97, leading the league with 122 points (50+72)... Named to the NHL First All-Star team for the fifth time in his career... Was his 10th career 100-point season, second most in NHL history (Gretzky – 15)... Tied for third in the league in goals and tied for first in assists... Tied an NHL record scoring four goals in the third period Jan. 26 at Montreal... Had a 15-game point streak from Dec. 17-Jan. 21, recording 38 points (15+23)... Had 35 multi-point games, including 12 multi-goal games... Named NHL Player of the Month for January, recording 26 points (7+19) in 11 games... Recorded six points (3+3) in five playoff games... Won the Hart Trophy as League MVP in 1995-96... Led the league with 161 points (69+92)... His point total was his third highest ever and the 12th highest total in league history... Named to the NHL First All-Star team... Led the league in goals with 69... Led the league with 31 power play goals, which tied for the third-highest single-season total in league history... Tallied a point in 63 of his 70 games, including 43 multi-point games and six hat tricks... Tied his club record for goals in a game with five vs. St. Louis Mar. 26... Scored his 500th goal Oct. 28 at the Islanders... Was the second-fastest player to reach 500 goals (605 games)... Only Gretzky reached the milestone in fewer games, 575... Ranked second in playoff scoring with 27 points (11+16)... Tied for second in goals and assists... had a point in 15 of 18 playoff games, including eight multi-point games... Recorded four assists Apr. 22 at Washington in Game Three, tying a team playoff record for assists in a game... Took a medical leave of absence for the 1994-95 season... Missed the first 10 games of the 1993-94 season after having surgery July 28 to repair a herniated muscle in his back... Recorded 37 points (17+20) in 22 games... Won the Hart Trophy in 1992-93... Recorded 160 points (69+91), the fourth-highest total of his career, despite playing in only 60 games... Won the Lester B. Pearson Award as NHLPA MVP, the Masterton Trophy as the player who best exemplifies the qualities of perseverance, sportsmanship and dedication to hockey, and was named to the NHL First All-Star team... Ranked third in the league in goals and had the highest goals per game average in the league (1.15)... Ranked fourth in the league in assists... Had a points per game average of 2.67, third highest in NHL history... The Penguins announced on Jan. 12 that he was diagnosed with a Nodular Lymphocytic form of Hodgkin's Disease... Treatment in the form of radiation began on Feb. 1 and ended Mar. 2... Returned to the lineup Mar. 2 at Philadelphia, recording two points (1+1)... Picked up a point in 18 of his next 20 games after returning to the lineup, totaling 56 points (30+26)...

Continued on Page 46



Continued from Page 45 Scored a club record 18 goals in March...Recorded back-to-back four-goal games Mar. 18 vs. Washington and Mar. 20 vs. Philadelphia...Notched a club-record tying five goals Apr. 9 at the Rangers...Led the team with 18 points (8+10) in 11 playoff games...Won his third scoring title in 1991-92, recording 131 points...Ranked second in the league with 87 assists and tied for seventh in goals with 44, despite playing in only 64 games...Recorded his 1,000th career point Mar. 24 at Detroit in his 513th career game, second fastest in league history (Gretzky in 424)...Won Conn Smythe Trophy for second consecutive year as MVP of the Playoffs, leading the league in points (34), goals (16), power play goals (8) and game-winning goals (5), despite missing six games in the Penguins run to a second straight Stanley Cup...Recorded six points (3+3) Apr. 23 vs. Washington, including an NHL playoff-tying four points in a period...Became the first player to record four points in a playoff period on two occasions (Apr. 25, 1989 vs. Philadelphia)...Missed the first 50 games of the 1990-91 season recovering from back surgery July 11...Returned to the lineup Jan. 26 at Quebec and recorded three assists...Had a point in 22 of his 26 games...Led the league in playoff scoring with 44 points...Ranked first in assists with 28 and tied for second in goals with 16...Won the Conn Smythe Trophy as Playoff MVP, leading the Penguins to their first Stanley Cup...Finished fourth in league scoring in 1989-90 with 123 points (45+78), despite missing 21 games due to back problems...Recorded a 46-game point streak, second-longest in league history, from Oct. 31 to Feb. 11, recording 103 points (39+64)...The streak came to an end Feb. 14 at the Rangers when his back forced him to leave the game after one period...Won his second straight Art Ross Trophy, recording a career-high 199 points in 1988-89...Led the league with 85 goals and tied for the league lead in assists with 114...His 85 goals were the third highest single season total in NHL history and he became only the second player (Gretzky) to record 70-or-more goals in two different seasons...Became just the third player (Bobby Orr and Gretzky) to record over 100 assists in a season in league history...Scored 13 short-handed goals to set an NHL record...Led the NHL with 31 power play goals...Was involved in 57.3% of the teams goals, the highest percentage in league history...Set a club record with five goals Dec. 31 vs. New Jersey, becoming the first player in NHL history to record an even strength, power play, short-handed, penalty shot and empty net goal in a game...Named to the NHL First All-Star team and was Dodge NHL Performer of the Year...Led the team with 19 points (12+7) in the playoffs, ranking fourth in the league in goals...Tied an NHL record for points in a playoff game with eight (5+3) Apr. 25 vs. Philadelphia...Won his first Hart Trophy and the Art Ross Trophy in 1987-88, leading the league with 70 goals and 168 points...Won his second Lester B. Pearson Award and was named Dodge NHL Performer of the Year...Led the Penguins in goals (54), assists (53) and points (107) despite playing in only 63 games in 1986-87...Tied for third in the league in points and goals...Ranked second in the league in scoring in 1985-86 with 141 points (48+93)...Had a 28-game scoring streak from Jan. 11 to Mar. 15, recording 59 points (21+38)...Finished second in the Hart Trophy voting and named to the NHL Second All-Star Team...Won Lester B. Pearson Award...Became just the third rookie in NHL history to record 100 or more points in a season in 1984-85...Won the Calder Trophy as Rookie of the Year and was named to the All-Rookie Team...Scored a goal in his first game on his first shift and first shot Oct. 11 at Boston vs. Pete Peeters...Still holds the club rookie record for goals (43), assists (57) and points (100) in a season.



With and Without Lemieux

SEASON	WITH LEMIEUX IN LINEUP	WITHOUT LEMIEUX IN LINEUP	OVERALL RECORD
1984-85	73 GP - 23-46-4 50 PTS	7 GP - 1-5-1 3 PTS	80 GP - 24-51-5 53 PTS
1985-86	79 GP - 33-38-8 74 PTS	1 GP - 1-0-0 2 PTS	80 GP - 34-38-8 76 PTS
1986-87	63 GP - 27-29-7 61 PTS	17 GP - 3-9-5 11 PTS	80 GP - 30-38-12 72 PTS
1987-89	77 GP - 35-33-9 79 PTS	3 GP - 1-2-0 2 PTS	80 GP - 36-35-9 81 PTS
1988-89	76 GP - 39-30-7 85 PTS	4 GP - 1-3-0 2 PTS	80 GP - 40-33-7 87 PTS
1989-90	59 GP - 27-28-4 58 PTS	21 GP - 5-12-4 14 PTS	80 GP - 32-40-8 72 PTS
1990-91	26 GP - 14-9-3 31 PTS	54 GP - 27-24-3 57 PTS	80 GP - 41-33-6 88 PTS
1991-92	64 GP - 34-23-7 75 PTS	18 GP - 5-9-2 12 PTS	80 GP - 39-32-9 87 PTS
1992-93	60 GP - 45-10-5 95 PTS	24 GP - 11-11-2 24 PTS	84 GP - 56-21-7 119 PTS
1993-94	22 GP - 12-8-2 26 PTS	62 GP - 32-18-11 75 PTS	84 GP - 44-27-13 101 PTS
1994-95	MISSED SEASON		
1995-96	70 GP - 44-24-2 90 PTS	12 GP - 5-5-2 12 PTS	82 GP - 49-29-4 102 PTS
1996-97	76 GP - 38-32-8 80 PTS	6 GP - 2-4-0 4 PTS	82 GP - 38-36-8 84 PTS
2000-01	43 GP - 28-12-3-2 57 PTS	3 GP - 1-2-0-0 2 PTS	46 GP - 27-14-3-2 59 PTS
	788 GP-395-322-69-2 861 PTS 546 WIN PCT.	230 GP-95-105-30-0 220 PTS 478 WIN PCT.	1,018 GP-490-427-99-2 1,081 PTS 531 WIN PCT.



Career Scoring Streaks

CAREER POINT STREAKS FIVE GAMES OR MORE			CAREER GOAL STREAKS FIVE GAMES OR MORE		
GAMES	DATES	POINTS	GAMES	DATES	GOALS
46	Oct. 31, 1989 - Feb. 11, 1990	39+64=103	12	Oct. 6, 1992 - Nov. 1, 1992	18
28	Jan. 11, 1986 - Mar. 15, 1986	21+38=59	11	Mar. 18, 1993 - Apr. 4, 1993	21
17	Jan. 1, 1988 - Feb. 2, 1988	19+18=37	7	Dec. 17, 1996 - Dec. 30, 1996	12
16	Nov. 18, 1995 - Dec. 22, 1995	13+23=36	7	Oct. 11, 1988 - Oct. 25, 1988	15
16	Mar. 9, 1993 - Apr. 9, 1993	27+24=51	7	Jan. 1, 1988 - Jan. 20, 1988	12
15	Dec. 17, 1996 - Jan. 21, 1997	15+23=38	7	Oct. 22, 1986 - Nov. 4, 1986	9
15	Nov. 30, 1988 - Dec. 31, 1988	20+24=44	6	Mar. 19, 1992 - Mar. 31, 1992	8
14	Mar. 6, 1992 - Apr. 13, 1992	12+25=37	6	Mar. 16, 1988 - Mar. 27, 1988	8
14	Oct. 9, 1986 - Nov. 8, 1986	17+15=32	6	Feb. 8, 1986 - Feb. 21, 1986	10
12	Oct. 6, 1992 - Nov. 1, 1992	18+20=38	5	Mar. 10, 2001 - Mar. 17, 2001	6
12	Oct. 7, 1988 - Nov. 1, 1988	18+23=41	5	Dec. 5, 1995 - Dec. 15, 1995	6
11	Dec. 10, 1991 - Dec. 31, 1991	9+21=30	5	Nov. 23, 1992 - Dec. 1, 1992	7
10	Jan. 7, 1989 - Jan. 28, 1989	11+22=33	5	Dec. 2, 1989 - Dec. 12, 1989	7
9	Jan. 17, 2001 - Feb. 10, 2001	8+8=16	5	Nov. 5, 1989 - Nov. 16, 1989	5
9	Mar. 26, 1997 - Apr. 13, 1997	6+11=17	5	Feb. 9, 1989 - Feb. 17, 1989	7
9	Dec. 12, 1992 - Jan. 2, 1993	7+19=26	5	Dec. 6, 1988 - Dec. 15, 1988	7
9	Mar. 24, 1985 - Apr. 7, 1985	7+7=14	5	Oct. 9, 1986 - Oct. 17, 1986	8
8	Dec. 27, 2000 - Jan. 13, 2001	9+10=19			
8	Oct. 19, 1996 - Nov. 8, 1996	4+9=13			
8	Nov. 17, 1992 - Dec. 1, 1992	8+10=18			
8	Feb. 2, 1989 - Feb. 17, 1989	8+9=17			
8	Mar. 12, 1988 - Mar. 27, 1988	8+18=26			
8	Oct. 13, 1987 - Oct. 27, 1987	11+9=20			
8	Jan. 21, 1987 - Feb. 7, 1987	11+7=18			
8	Dec. 7, 1984 - Dec. 26, 1984	5+11=16			
7	Mar. 7, 2001 - Mar. 17, 2001	7+7=14			
7	Oct. 31, 1991 - Nov. 13, 1991	8+7=15			
7	Oct. 4, 1991 - Oct. 19, 1991	5+8=13			
7	Feb. 24, 1991 - Mar. 9, 1991	4+8=12			
7	Mar. 20, 1989 - Apr. 2, 1989	13+5=18			
7	Dec. 15, 1987 - Dec. 27, 1987	6+11=17			
7	Nov. 14, 1987 - Nov. 28, 1987	6+10=16			
7	Feb. 20, 1985 - Mar. 3, 1985	7+7=14			
6	Dec. 4, 1996 - Dec. 13, 1996	5+6=11			
6	Nov. 12, 1996 - Nov. 22, 1996	1+6=7			
6	Mar. 5, 1996 - Mar. 16, 1996	4+6=10			
6	Feb. 8, 1991 - Feb. 21, 1991	5+10=15			
6	Oct. 5, 1989 - Oct. 17, 1989	4+10=14			
6	Nov. 12, 1988 - Nov. 25, 1988	5+14=19			
6	Mar. 7, 1987 - Mar. 18, 1987	9+8=17			
6	Dec. 10, 1985 - Dec. 19, 1985	3+7=10			
6	Mar. 9, 1985 - Mar. 19, 1985	5+4=9			
6	Jan. 9, 1985 - Jan. 21, 1985	6+4=10			
6	Oct. 27, 1984 - Nov. 8, 1984	1+9=10			
5	Feb. 21, 2001 - Mar. 2, 2001	4+5=9			
5	Feb. 15, 1997 - Feb. 23, 1997	4+4=8			
5	Oct. 7, 1995 - Oct. 20, 1995	3+10=13			
5	Nov. 5, 1992 - Nov. 12, 1992	4+8=12			
5	Nov. 27, 1991 - Dec. 5, 1991	6+9=15			
5	Mar. 7, 1989 - Mar. 14, 1989	7+5=12			
5	Feb. 21, 1989 - Mar. 1, 1989	3+12=15			
5	Dec. 22, 1985 - Jan. 1, 1986	5+6=11			
5	Nov. 6, 1985 - Nov. 16, 1985	3+8=11			

CAREER ASSIST STREAKS FIVE GAMES OR MORE		
GAMES	DATES	ASSISTS
14	Jan. 15, 1986 - Feb. 16, 1986	23
10	Dec. 1, 1995 - Dec. 22, 1995	17
10	Dec. 13, 1991 - Dec. 31, 1991	21
9	Mar. 23, 1993 - Apr. 7, 1993	16
9	Dec. 12, 1992 - Jan. 2, 1993	19
9	Oct. 6, 1992 - Oct. 24, 1992	18
9	Mar. 15, 1992 - Apr. 13, 1992	16
9	Oct. 15, 1988 - Nov. 1, 1988	20
7	Jan. 2, 1997 - Jan. 15, 1997	19
7	Dec. 9, 1989 - Dec. 23, 1989	11
7	Dec. 14, 1988 - Dec. 26, 1988	14
7	Dec. 15, 1987 - Dec. 27, 1987	11
6	Nov. 17, 1992 - Nov. 27, 1992	8
6	Jan. 30, 1990 - Feb. 10, 1990	13
6	Nov. 12, 1988 - Nov. 25, 1988	14
6	Jan. 15, 1988 - Jan. 25, 1988	9
6	Nov. 14, 1987 - Nov. 27, 1987	13
6	Feb. 21, 1986 - Mar. 1, 1986	11
6	Dec. 7, 1984 - Dec. 21, 1984	9
6	Oct. 27, 1984 - Nov. 8, 1984	9
5	Dec. 27, 2000 - Jan. 8, 2001	10
5	Mar. 9, 1993 - Mar. 20, 1993	8
5	Nov. 27, 1991 - Dec. 5, 1991	9
5	Dec. 27, 1989 - Jan. 6, 1990	9
5	Jan. 17, 1989 - Jan. 28, 1989	15
5	Mar. 8, 1987 - Mar. 18, 1987	8
5	Nov. 6, 1985 - Nov. 16, 1985	8

Players Assisting on Lemieux Goals

PLAYER	# OF ASSISTS
1 Jaromir Jagr	92
2 Paul Coffey	72
3 Kevin Stevens	70
4 Ron Francis	60
5 Bob Errey	40
6 Rob Brown	39
7 Doug Bodger	31
8 Rick Tocchet	30
9 Moe Mantha	27
10 Terry Ruskowski	25



All-Time Rankings

GOALS - ALL-TIME

	PLAYER	GP	G
1	Wayne Gretzky	1,487	894
2	Gordie Howe	1,767	801
3	Marcel Dionne	1,348	731
4	Phil Esposito	1,282	717
5	Mike Gartner	1,432	706
6	Mark Messier	1,561	651
7	Brett Hull	1,019	649
8	MARIO LEMIEUX	788	648
9	Steve Yzerman	1,310	645
10	Bobby Hull	1,063	610
11	Dino Ciccarelli	1,232	608
12	Jari Kurri	1,251	601
13	Luc Robitaille	1,124	590
14	Mike Bossy	752	573
15	Dave Andreychuk	1,361	572

ASSISTS - ALL-TIME

	PLAYER	GP	A
1	Wayne Gretzky	1,487	1,963
2	Ray Bourque	1,612	1,169
3	Ron Francis	1,489	1,137
4	Paul Coffey	1,409	1,135
5	Mark Messier	1,561	1,130
6	Gordie Howe	1,767	1,049
7	Marcel Dionne	1,348	1,040
8	Steve Yzerman	1,310	969
9	Adam Oates	1,130	963
10	Larry Murphy	1,615	929
11	Stan Mikita	1,394	926
12	MARIO LEMIEUX	788	922
13	Doug Gilmour	1,342	914
14	Bryan Trottier	1,279	901
15	Dale Hawerchuk	1,188	891

GOALS - ACTIVE

	PLAYER	GP	G
1	Mark Messier	1,561	651
2	Brett Hull	1,019	649
3	MARIO LEMIEUX	788	648
4	Steve Yzerman	1,310	645
5	Luc Robitaille	1,124	590
6	Dave Andreychuk	1,361	572
7	Pat Verbaek	1,360	515
8	Ron Francis	1,489	487
9	Joe Nieuwendyk	952	469
10	Brendan Shanahan	1,028	466

ASSISTS - ACTIVE

	PLAYER	GP	A
1	Ron Francis	1,489	1,137
2	Mark Messier	1,561	1,130
3	Steve Yzerman	1,310	969
4	Adam Oates	1,130	963
5	Larry Murphy	1,615	929
6	MARIO LEMIEUX	788	922
7	Doug Gilmour	1,342	914
8	Phil Housley	1,357	847
9	Al MacInnis	1,262	845
10	Joe Sakic	934	721

POINTS - ALL-TIME

	PLAYER	GP	G	A	PTS
1	Wayne Gretzky	1,487	894	1,963	2,857
2	Gordie Howe	1,767	801	1,049	1,850
3	Mark Messier	1,561	651	1,130	1,781
4	Marcel Dionne	1,348	731	1,040	1,771
5	Ron Francis	1,489	487	1,137	1,624
6	Steve Yzerman	1,310	645	969	1,614
7	Phil Esposito	1,282	717	873	1,590
8	Ray Bourque	1,612	410	1,169	1,579
9	MARIO LEMIEUX	788	648	922	1,570
10	Paul Coffey	1,409	396	1,135	1,531
11	Stan Mikita	1,394	541	926	1,467
12	Bryan Trottier	1,279	524	901	1,425
13	Dale Hawerchuk	1,188	518	891	1,409
14	Jari Kurri	1,251	601	797	1,398
15	John Bucyk	1,540	556	813	1,369

POINTS - ACTIVE

	PLAYER	GP	G	A	PTS
1	Mark Messier	1,561	651	1,130	1,781
2	Ron Francis	1,489	487	1,137	1,624
3	Steve Yzerman	1,310	645	969	1,614
4	MARIO LEMIEUX	788	648	922	1,570
5	Doug Gilmour	1,342	429	914	1,343
6	Adam Oates	1,130	316	963	1,279
7	Luc Robitaille	1,124	590	648	1,238
8	Larry Murphy	1,615	287	929	1,216
9	Dave Andreychuk	1,361	572	637	1,209
10	Brett Hull	1,019	649	534	1,183
11	Joe Sakic	934	457	721	1,178
12	Phil Housley	1,357	317	847	1,164
13	Al MacInnis	1,262	313	845	1,158
14	Pierre Turgeon	1,008	453	692	1,145
15	Jaromir Jagr	806	439	640	1,079



All-Time Multi-Point Games

Two-Goal Games	107	Last – Mar. 29, 2001 vs. Chicago
Three-Goal Games	27	Last – Jan. 24, 2001 vs. Montreal
Four-Goal Games	10	Last – Jan. 26, 1997 at Montreal
Five-Goal Games	3	Last – Mar. 26, 1996 vs. St. Louis
TOTAL	147 Multiple Goal Games	

Two-Assist Games	157	Last – Apr. 7, 2001 at Philadelphia
Three-Assist Games	63	Last – Mar. 10, 2001 vs. Calgary
Four-Assist Games	25	Last – Jan. 10, 1997 vs. NY Islanders
Five-Assist Games	5	Last – Dec. 26, 1991 vs. Toronto
Six-Assist Games	3	Last – Nov. 1, 1995 vs. Tampa Bay
TOTAL	253 Multiple Assist Games	

Two-Point Games	202	Last – Apr. 4, 2001 vs. Tampa Bay (0+2)
Three-Point Games	138	Last – Apr. 7, 2001 at Philadelphia (1+2)
Four-Point Games	66	Last – Mar. 29, 2001 vs. Chicago (2+2)
Five-Point Games	35	Last – Mar. 26, 1997 at Montreal (2+3)
Six-Point Games	7	Last – Mar. 18, 1993 vs. Washington (4+2)
Seven-Point Games	5	Last – Mar. 26, 1996 vs. St. Louis (5+2)
Eight-Point Games	2	Last – Dec. 31, 1988 vs. New Jersey (5+3)
TOTAL	455 Multiple Point Games	

Regular Season Scoring Against Goaltenders

#	NAME AND TEAMS	# OF GOALS	# WITH EACH TEAM
1	John Vanbiesbrouck – NYR, FLA, NYI	32	24 – NYR, 6-FLA, 2-NYI
2	EMPTY NET GOAL	31	
3	Ron Hextall – PHI, QUE	19	17 – PHI, 2-QUE
4	Don Beaupre – MIN, WSH, OTT	15	4-MIN, 10-WSH, 1-OTT
5	Pete Peeters – BOS, WSH, PHI	14	3-BOS, 8-WSH, 3-PHI
	Kelly Hrudey – NYI, LA	14	13-NYI, 1-LA
	Bill Ranford – BOS, EDM	14	10-BOS, 4-EDM
	Glenn Healy – LA, NYI, NYR	14	4 – LA, 7-NYI, 3-NYR
9	Sean Burke – NJ, HFD	13	6-NJ, 7-HFD
10	Alain Chevrier – NJ, CHI	11	7-NJ, 4-CHI
	Bob Frosse – PHI, NYR	11	2-PHI, 9-NYR
	Mario Gosselin – QUE, HFD	11	9-QUE, 2-HFD
	Mike Liut – HFD	11	
	Clint Malarchuk – QUE, WSH, BUF	11	2-QUE, 8-WSH, 1-BUF
	Jocelyn Thibault – COL, MTL, CHI	11	1-COL, 8-MTL, 2-CHI
	Ken Wreggat – TOR, PHI	11	8-TOR, 3-PHI

Notes on Lemieux's 648 Regular Season Goals

- 348 were scored at home
 - 297 were scored on the road
 - 3 were scored in neutral-site games
 - 55 were unassisted
 - 6 were scored on penalty shots (in eight attempts)
 - 217 came on the power play
 - 49 were short-handed
 - 70 were game-winning goals
 - 195 came in the first period (30.1%)
 - 215 came in the second period (33.2%)
 - 228 came in the third period (35.2%)
 - 10 came in overtime (1.5%)
- Lemieux scored on 122 different goaltenders and added 31 into an empty net
 120 different players were credited with assists on Lemieux's goals, led by Jaromir Jagr with 92



IAN MORAN

24 - Defense

HT/WT: 6-0, 200

Shoots: Left

Born: 8/24/1972

Birthplace: Cleveland, OH

Acquired: Drafted by Pittsburgh in the sixth round (107th overall) of 1990 Entry Draft



Career Milestones

Milestones Achieved:	200 th game (11/2/89 at Detroit); 100 th game (1/20/98 vs Ottawa)
Milestones Within Reach (Current Total):	300 th game (299)
First NHL Game:	10/7/85 vs Toronto
First NHL Goal/Point:	10/28/85 at New Jersey (Martin Brodeur)
Most Goals, Game:	1 - 17 times - last - 4/8/01 at Carolina
Most Assists, Game:	2 - 2/26/99 at Dallas
Most Points, Game:	2 - 1/30/01 at Atlanta (1g,1a); 2/26/89 at Dallas (2a)
Most Penalty Minutes, Game:	15 - 12/30/88 vs Florida

Scoring vs. NHL

TEAM	GP	G	A	PTS	PM
Anaheim	6	0	0	0	0
Atlanta	6	1	2	3	2
Boston	16	0	2	2	4
Buffalo	17	1	1	2	7
Calgary	5	0	0	0	5
Carolina	14	1	0	1	10
Chicago	8	2	0	2	6
Colorado	10	0	2	2	4
Columbus	1	0	0	0	0
Dallas	8	0	3	3	6
Detroit	6	0	0	0	6
Edmonton	5	0	2	2	6
Florida	17	1	3	4	21
Los Angeles	7	1	0	1	2
Minnesota	2	0	1	1	0
Montreal	17	0	1	1	4
Nashville	6	1	0	1	4
New Jersey	18	1	0	1	10
NY Islanders	18	0	3	3	16
NY Rangers	15	2	2	4	8
Ottawa	15	1	1	2	8
Philadelphia	19	1	1	2	18
Phoenix	8	1	1	2	11
San Jose	5	0	0	0	0
St. Louis	6	0	1	1	4
Tampa Bay	15	0	0	0	4
Toronto	12	1	3	4	9
Vancouver	4	0	0	0	2
Washington	13	2	0	2	4
TOTALS	299	17	29	46	181

Career Statistics

Year	Club	League	Regular Season													Playoffs			
			GP	G	A	PTS	PIM	+	PP	SH	GW	S	GP	G	A	PTS	PM		
1989-90	Belmont Hill	US Prep	--	10	36	46	--	--	--	--	--	--	--	--	--	--	--	--	--
1990-91	Belmont Hill	US Prep	23	7	44	51	12	--	--	--	--	--	--	--	--	--	--	--	--
1991-92	Boston College	HE	30	2	16	18	44	--	--	--	--	--	--	--	--	--	--	--	--
1992-93	Boston College	HE	31	8	12	20	32	--	--	--	--	--	--	--	--	--	--	--	--
1993-94	US Nat. Team		50	8	15	23	--	--	--	--	--	--	--	--	--	--	--	--	--
	Cleveland	IHL	33	5	13	18	39	--	--	--	--	--	--	--	--	--	--	--	--
1994-95	Cleveland	IHL	64	7	31	38	94	--	--	--	--	--	--	--	--	--	--	--	--
	PITTSBURGH	NHL	--	--	--	--	--	--	--	--	--	--	--	4	0	1	1	2	
1995-96	PITTSBURGH	NHL	51	1	1	2	47	-1	0	0	0	44	--	--	--	--	--	--	--
1996-97	Cleveland	IHL	36	8	23	29	26	--	--	--	--	--	--	--	--	--	--	--	--
	PITTSBURGH	NHL	36	4	5	9	22	-11	0	0	0	50	5	1	2	3	4		
1997-98	PITTSBURGH	NHL	37	1	6	7	19	0	0	0	1	33	6	0	0	0	2		
1998-99	PITTSBURGH	NHL	62	4	5	9	37	1	0	1	0	65	13	0	2	2	8		
1999-00	PITTSBURGH	NHL	73	4	8	12	28	-10	0	0	0	58	11	0	1	1	2		
2000-01	PITTSBURGH	NHL	40	3	4	7	28	5	0	0	1	73	18	0	1	1	4		
NHL/PHG TOTALS			299	17	29	46	181	-16	0	1	2	323	61	1	6	7	20		




2000-01 HIGHLIGHTS

Played in 40 games, recording seven points (3+4) and 28 penalty minutes...Ranked eighth on the team with 74 hits...Scored the game-winning goal Jan. 8 at Washington...Tied his career-high with two points (1+1) Jan. 30 at Atlanta...Was plus or even in 29 of his 40 games (72.5%)...Was a season-high plus-3 Dec. 27 vs. Toronto...Recorded one assist in 21 home games, six points (3+3) in 19 road games and two assists in 10 games vs. Atlantic Division opponents...Missed seven games from Oct. 19 to Nov. 3 with a knee injury...Suffered a broken hand Nov. 10 at New Jersey and missed 15 games (Nov. 11-Dec. 13)...Suffered a broken thumb Feb. 19 vs. Colorado and missed the next 18 games (Feb. 21 to Mar. 29)...Also missed one game with the flu (Feb. 16). **PLAYOFFS:** Played in all 18 games...Notched an assist in Game Five of the Eastern Conference Finals May 22 at New Jersey...Ranked third on the team with 23 blocked shots and eighth with 23 shots on goal.

2000-01 Regular Season Quick Stats: Multiple-Goal Games: 0 Multiple-Assist Games: 0
Multiple-Point Games: 1 Games Missed Due to Injury: 41

CAREER HIGHLIGHTS

Set career highs in games played (73), assists (8) and points (12), while equalling his career-high in goals (4) in **1999-2000**...Played in his 200th career game Nov. 12 at Detroit...Won the Edward J. DeBartolo Award for community service...Appeared in all 11 playoff games, recording one assist in Game Three vs Washington on Apr. 17...Scored four goals and nine points in 62 games in **1998-99**...Ranked third on the team with 98 blocked shots, which tied for 49th in the NHL...Set a single-game high in points and assists, collecting two assists at Dallas Feb. 26...Scored the first short-handed goal of his career Jan. 16 at Los Angeles...Missed 20 games due to injury (ankle-17, bruised right thigh-3)...Recorded two assists in 13 playoff games...Tallied assists in consecutive games, May 2 and 4 against New Jersey in Games Six and Seven of the Eastern Conference Quarterfinals...Collected six assists in **1997-98**...Scored his only goal of the season Mar. 21 vs Philadelphia, the game-winning goal in a 4-3 win...it was the first game-winning goal of his career...Missed the first 34 games with a knee injury suffered in the pre-season...Played in his 100th career game Jan. 20 vs Ottawa...Missed 43 games due to injury (knee-39, concussion-4)...Scoreless and minus-one, playing in all six playoff games vs Montreal...Totaled nine points (4+5) in 36 games in **1996-97**...Scored goals in back-to-back games Mar. 18 vs Buffalo and Mar. 20 vs Toronto...Began the season in Cleveland (IHL) and was recalled Nov. 1...Collected two points (1+1) in eight games with the Penguins before being assigned to Cleveland on November 18...Was recalled from Cleveland on January 31 and remained with the Penguins for the remainder of the season...Played in 36 games with the Lumberjacks, recording 29 points (6+23)...Tied for third on the Penguins in the 1997 playoffs, totaling three points (1+2) in five games, leading the team with a plus-one rating...Notched his first career playoff goal Apr. 23 in Game Four vs Philadelphia vs Garth Snow...Also tallied an assist in Game Four to post his first career multi-point playoff game...Collected his first ever playoff point with an assist in Game Three on April 21...Played in 51 games in **1995-96**, scoring his only goal Oct. 28 at New Jersey vs Martin Brodeur...Was a plus or even player in 39 of his 51 games (76.5%), and was minus-1 for the season...Missed the last 21 games of the regular season and all of the playoffs after undergoing shoulder surgery Mar. 21 to repair a dislocated shoulder...Played in 64 games with Cleveland (IHL) in **1994-95**, ranking second among defensemen with 38 points (7+31)...Recalled by the Penguins for the playoffs and played in eight games...Was signed by the Penguins in February of 1994 and assigned to Cleveland...Picked up 18 points (5+13) in 33 games with the Lumberjacks in **1993-94**...Was the last player cut from the United States National Team, prior to the 1994 Olympics...Played two seasons at Boston College and was named Hockey East Co-Rookie of the Year in **1991-92**, after collecting 18 points (2+16) in 30 games for the Eagles...Jan and his wife, Britta, have a daughter, Mattigan (1).





ALEKSEY MOROZOV

95 - Right Wing

H/W: 6-1, 202

Shooter: Left

Born: 2/16/1977

Birthplace: Moscow, Russia

Acquired: Drafted by Pittsburgh in the first round (24th overall) of 1995

Entry Draft



Career Milestones

Milestones Achieved: 200th game (3/9/00 at Ottawa)
100th game (12/16/98 at Florida)

Milestones Within Reach (Current Total): 300th game (277); 100th point (95)

First NHL Game: 10/1/97 vs Los Angeles

First NHL Goal/Point: 10/1/97 vs Los Angeles (Stephane Fiset)

Most Goals, Game: 3 - 10/7/99 at New Jersey

Most Assists, Game: 2 - seven times - last - 3/25/01 at New Jersey

Most Points, Game: 3 - 3/25/01 at New Jersey (1 G, 2a), 10/7/99 at New Jersey (3g)

Most Penalty Minutes, Game: 2 - 21 times - last - 4/2/01 at NY Islanders

Scoring vs. NHL

TEAM	GP	G	A	PTS	PM
Anaheim	4	0	2	2	0
Atlanta	7	1	2	3	2
Boston	16	3	6	9	4
Buffalo	16	0	2	2	2
Calgary	6	2	1	3	2
Carolina	17	4	3	7	4
Chicago	7	0	1	1	0
Colorado	8	1	2	3	0
Columbus	1	0	0	0	0
Dallas	6	0	0	0	0
Detroit	6	1	1	2	2
Edmonton	7	1	1	2	0
Florida	12	1	0	1	4
Los Angeles	4	1	0	1	0
Minnesota	1	0	0	0	0
Montreal	15	0	3	3	4
Nashville	4	0	1	1	2
New Jersey	19	8	9	17	0
NY Islanders	15	2	2	4	2
NY Rangers	15	1	4	5	2
Ottawa	13	1	5	6	0
Philadelphia	18	1	5	6	2
Phoenix	5	2	1	3	0
San Jose	4	0	0	0	0
St. Louis	6	1	0	1	4
Tampa Bay	14	2	1	3	2
Toronto	12	2	0	2	0
Vancouver	6	2	1	3	0
Washington	13	2	3	5	4
TOTALS	277	39	56	95	42

Career Statistics

Year	Club	League	Regular Season											Playoffs					
			GP	G	A	PTS	PM	PP	SH	GW	S	GP	G	A	PTS	PM			
1993-94	Krylja-Sovetov	MHL	7	0	0	0	0	--	--	--	--	--	--	--	--	--	--	--	--
1994-95	Krylja-Sovetov	MHL	48	15	12	27	53	--	--	--	--	--	--	--	--	--	--	--	--
1995-96	Krylja-Sovetov	MHL	47	12	10	22	26	--	--	--	--	--	--	--	--	--	--	--	--
1996-97	Krylja-Sovetov	MHL	44	21	11	32	32	--	--	--	--	--	--	--	--	--	--	--	--
1997-98	Russian Olympic		6	2	2	4	0	--	--	--	0	--	--	--	--	--	--	--	--
	PITTSBURGH	NHL	75	13	13	26	8	-4	2	0	3	80	6	0	1	1	2	2	
1998-99	PITTSBURGH	NHL	67	9	10	19	14	5	0	0	0	75	10	1	1	2	0	0	
1999-00	PITTSBURGH	NHL	68	12	19	31	14	12	0	1	0	101	5	0	0	0	0	0	
2000-01	PITTSBURGH	NHL	66	5	14	19	6	-8	0	0	1	72	18	3	3	6	6	6	
	NHL/PGH TOTALS		277	39	56	95	42	5	2	1	4	328	39	4	5	9	8	8	




2000-01 HIGHLIGHTS

Ranked 12th on the team with 19 points (5+14) in 66 games...Tied his career-high with three points (1+2), including the game-winning goal, Mar. 25 at New Jersey...Collected two points (1+1) Nov. 10 at New Jersey...Had a four-game point streak from Nov. 4-11, collecting five points (1+4)...Scored two goals Apr. 8 at Carolina...Had five points (1+4) in 31 home games, 14 points (4+10) in 35 road games, three power play assists and 10 points (2+8) in 17 games vs. Atlantic Division opponents...**PLAYOFFS:** Tied for eighth on the team with six points (3+3), appearing in all 18 games...Was tied for fifth on the team in goals and tied for eighth with an even plus/minus rating...Scored the Penguins only short-handed goal of the playoffs in Game Two of the Eastern Conference Finals, May 15 at New Jersey.

2000-01 Regular Season Quick Stats: Multiple-Goal Games: 1 Multiple-Assist Games: 1
Multiple-Point Games: 3 Games Missed Due to Injury: 0

CAREER HIGHLIGHTS

Tied for sixth on the team with a career-high 31 points in 68 games in **1999-2000**...Tied for seventh in goals with 12...Ranked eighth in assists with a career-high 19...Set a career-high with a plus-12 rating to rank sixth on the team...Notched his first career hat trick on Oct. 7 at New Jersey, also setting a career-high for points in a game...Scored the first short-handed goal of his career Feb. 9 vs Atlanta...Ranked 13th on the Penguins with 19 points (9+10) in 67 games in **1998-99**...Had a three-game point streak from Nov. 25-28, collecting four points (1+3)...Also had four two-game point streaks on the season...Notched two goals Feb. 15 vs Washington, his first career multi-goal game...Recorded two points (1+1), notching his first playoff goal in Game Two at New Jersey Apr. 24, and an assist in game Three vs Toronto May 11...Tied for tenth in the league among rookies with 26 points (13+13) in 76 games in **1997-98**...Scored his first NHL goal on his first shot, in his first game, October 1 vs Los Angeles...Tied for fifth among rookies with 13 goals and tied for second with three game-winning goals...Recorded a point in a season-high three consecutive games from October 25-November 1 (2+1)...Tallied his first career multi-point game December 6 vs Anaheim (0+2)...Made his playoff debut, recording one assist in six games...Tallied his first career playoff point (an assist) in Game Five on May. 1 vs Montreal...Collected four points (2+2) in six games with the Russian Olympic Team, winning a silver medal at the 1998 Winter Olympics at Nagano, Japan...Recorded three assists in four games for Russia at the World Championships...Led Krylja Sovetov in scoring in **1996-97** with 32 points (21+11) and 32 penalty minutes in 44 games...His 21 goals were second in the league...Collected six points (3+3) in six games for Russia at the 1997 World Championships...Also played for Russia at the World Junior Championships, recording eight points (5+3) and six penalty minutes in six games...Was named Best Forward of the Tournament...Ranked fourth on Krylja Sovetov with 22 points (13+9) in 47 games in **1995-96**...Ranked seventh in scoring at the World Junior Championships, collecting eight points (5+3) in six games for the third-place Russian team...Ranked second on the team in scoring and was named to the World Junior Championships All-Star Team...Played in 48 games with Krylja Sovetov in **1994-95**, ranking fifth on the team with 27 points (15+12)...Was named CIS Rookie of the Year...Played in seven games with Krylja Sovetov in **1992-93**, going scoreless.





KRZYZSTOF OLIWA

29 - Left Wing

HT/WT: 6-4, 228
 Shoots: Left
 Born: 4/12/1973
 Birthplace: Tychy, Poland
 Acquired: Traded to Pittsburgh by Columbus for a third round choice in 2001 Entry Draft, January 14, 2001



Career Milestones

Milestones Achieved: 200th game (3/17/00 vs. Tampa Bay)
Milestones Within Reach: 300th game (243)
First NHL Game: 3/9/97 at Buffalo
First NHL Point: 10/23/97 an assist vs. Detroit
First NHL Goal: 3/7/98 vs NY Rangers (Mike Richter)
Most Goals, Game: 1 - 14 times - last - 2/28/01 at Montreal
Most Assists, Game: 1 - 24 times - last - 2/28/01 at Montreal
Most Points, Game: 2 - 2/28/01 at Montreal (1g, 1a); 10/2/99 at Atlanta (1g, 1a)
Most Penalty Minutes, Game: 29 - 3/16/01 at Florida

Scoring vs. NHL

TEAM	GP	G	A	PTS	PIM
Anaheim	6	1	1	2	22
Atlanta	5	1	3	4	21
Boston	11	0	0	0	51
Buffalo	12	1	1	2	49
Calgary	7	0	1	1	31
Carolina	12	4	0	4	45
Chicago	8	0	2	2	39
Colorado	8	0	2	2	27
Columbus	1	0	0	0	5
Dallas	4	0	0	0	16
Detroit	7	0	0	0	11
Edmonton	5	1	0	1	12
Florida	12	0	1	1	49
Los Angeles	5	0	0	0	21
Minnesota	2	0	0	0	0
Montreal	8	2	1	3	23
Nashville	2	0	0	0	17
New Jersey	2	0	1	1	2
NY Islanders	17	2	0	2	21
NY Rangers	16	1	0	1	61
Otawa	11	1	2	3	39
Philadelphia	15	0	1	1	57
Phoenix	5	0	0	0	18
Pittsburgh	10	0	1	1	62
San Jose	7	0	0	0	38
St Louis	6	0	1	1	7
Tampa Bay	12	0	2	2	57
Toronto	9	0	1	1	34
Vancouver	5	0	2	2	19
Washington	13	0	1	1	35
TOTALS	243	14	24	38	889

Career Statistics

Year	Club	League	Regular Season										Playoffs					
			GP	G	A	PTS	PIM	+/-	PP	SH	GW	S	GP	G	A	PTS	PIM	
1990-91	Katowski	Poland Jr.	5	4	4	8	10	--	--	--	--	--	--	--	--	--	--	--
1991-92	Tychy	Poland	10	3	7	10	6	--	--	--	--	--	--	--	--	--	--	--
1992-93	Wolland	OJHL-B	30	13	21	34	127	--	--	--	--	--	--	--	--	--	--	--
1993-94	Albany	AHL	33	2	4	6	151	--	--	--	--	--	--	--	--	--	--	--
1994-95	Raleigh	ECHL	15	0	2	2	85	--	--	--	--	--	9	0	0	0	35	--
	Albany	AHL	20	1	1	2	77	--	--	--	--	--	--	--	--	--	--	--
	Saint John	AHL	14	1	4	5	79	--	--	--	--	--	--	--	--	--	--	--
1995-96	Raleigh	ECHL	5	0	2	2	32	--	--	--	--	--	--	--	--	--	--	--
	Detroit	IHL	4	0	1	1	24	--	--	--	--	--	--	--	--	--	--	--
1995-96	Albany	AHL	51	5	11	16	217	--	--	--	--	--	--	--	--	--	--	--
	Raleigh	ECHL	9	1	0	1	53	--	--	--	--	--	--	--	--	--	--	--
1996-97	New Jersey	NHL	1	0	0	0	5	-1	0	0	0	0	--	--	--	--	--	--
	Albany	AHL	60	13	14	27	322	--	--	--	--	--	15	7	1	8	49	--
1997-98	New Jersey	NHL	73	2	3	5	295	3	0	0	2	53	6	0	0	0	23	--
1998-99	New Jersey	NHL	64	5	7	12	240	4	0	0	1	59	1	0	0	0	2	--
1999-00	New Jersey	NHL	69	6	10	16	184	-2	1	0	2	61	--	--	--	--	--	--
2000-01	Columbus	NHL	10	0	2	2	34	1	0	0	0	5	--	--	--	--	--	--
	PITTSBURGH	NHL	26	1	2	3	131	-4	0	0	0	17	5	0	0	0	16	--
NHL TOTALS			243	14	24	38	889	1	1	0	5	195	12	0	0	0	41	--
PITTSBURGH TOTALS			26	1	2	3	131	-4	0	0	0	17	5	0	0	0	16	--



2000-01 HIGHLIGHTS

Recorded three points (1+2) and 131 penalty minutes in 26 games with the Penguins...Made Penguins debut Jan. 30 at Atlanta...Notched an assist Feb. 16 at New Jersey for his first point as a Penguin...Tied his career-high with two points (1+1) Feb. 28 at Montreal...Recorded two assists and 34 penalty minutes in 10 games with Columbus...His 165 combined penalty minutes ranked 17th in the league...Assisted on first goal in Blue Jackets' history Oct. 7 vs. Chicago...Scoreless in 13 home games, had three points (1+2) in 13 road games and one assist in 11 games vs. Atlantic Division opponents...Missed 34 games with Columbus from Oct. 31 to Jan. 13 with a broken arm...Missed six games (Jan. 15-27) with the Penguins (broken arm) and five games (Mar. 23-31) with a hamstring injury...**PLAYOFFS:** Scoreless with 16 penalty minutes in five games.

2000-01 Regular Season Quick Stats: Multiple-Goal Games: 0 Multiple-Assist Games: 0
Multiple-Point Games: 1 Games Missed Due to Injury: 11

CAREER HIGHLIGHTS

Recorded 16 points (6+10) in 69 games with New Jersey in **1999-2000** setting career-highs in goals, assist and points...Led the Devils with 184 penalty minutes, which ranked eighth in the league...Picked up an assist in his 200th career game Mar. 17 vs. Tampa Bay...Recorded his first career multi-point game with two points (1+1) Oct. 2 at Atlanta...Missed the entire postseason with a knee injury...Led the Devils with 240 penalty minutes in **1998-99**...Collected 12 points (5+7) in 64 games...Scored game-winning goal Nov. 11 vs. Montreal...Picked up 11 of his 12 points during a 32-game span from Nov. 11-Feb. 17...Played in one playoff game...Played in a career-high 73 games in **1997-98**...Led the league with 33 major penalties and ranked third with 295 penalty minutes...Both of his goals were game-winning goals...Played in six playoff games including the first of his career Apr. 22 at Ottawa...Spent most of the **1996-97** season with Albany (AHL)...In 60 games, led the River Rats with 322 penalty minutes which ranked fourth in the league...Recorded four points (3+1) Jan. 31 vs. St. John's...Made NHL debut Mar. 9 at Buffalo...Picked up eight points (7+1) and 49 penalty minutes in 15 playoff games with Albany...Tied for the club lead in goals...Split the **1995-96** season between Albany and Raleigh (ECHL)...Scored one goal in nine games with Raleigh...Collected 16 points (5+11) in 51 games in Albany...Led the team with 217 penalty minutes...Played with four teams – Albany, St. John (AHL), Raleigh and Detroit (IHL) in **1994-95**...Played in a total of 43 games totaling 212 penalty minutes...Saw the most action with Albany (20 games)...Split his first pro season, **1993-94**, between Albany and Raleigh...Ranked seventh on Albany with 151 penalty minutes in 33 games...Appeared in nine playoff games with Raleigh, going scoreless with 35 penalty minutes...Represented Poland at the 1992 World Junior Championships...Sworn in as a U.S. citizen June 26, 1998...Krzysztof and his wife, Dawn, have a daughter, Skylar (5).

CAREER TRANSACTIONS: Drafted by New Jersey in the third round (65th overall) in the 1993 Entry Draft...Traded to Columbus by New Jersey for a third round pick in the 2001 Entry Draft, June 12, 2000





WAYNE PRIMEAU

15 - Center

Ht/Wt: 6-3, 220

Shoots: Left


Born: 6/4/1976

Birthplace: Scarborough, Ontario

Acquired: Traded to Pittsburgh by

Tampa Bay for Matthew Barnaby,

February 1, 2001.



Career Milestones

Milestones Achieved: 300th game (3/2/01 at NY Rangers)
First NHL Game: 5/3/95 vs. New Jersey
First NHL Goal/Point: 5/3/95 vs. New Jersey (Martin Brodeur)
First NHL Assist: 12/01/96 vs. New Jersey
Most Goals, Game: 2 - 11/20/99 vs. Atlanta
Most Assists, Game: 3 - 10/6/00 vs. Vancouver
Most Points, Game: 3 - 10/6/00 vs. Vancouver (0g.3a); 11/20/99 vs. Atlanta (2g.1a)
Most Penalty Minutes, Game: 37 - 1/20/01 at Ottawa

Scoring vs. NHL

TEAM	GP	G	A	PTS	PIM
Anaheim	5	0	0	0	12
Atlanta	8	2	4	6	9
Boston	19	1	2	3	24
Buffalo	2	0	1	1	4
Calgary	6	0	1	1	5
Carolina	15	0	3	3	24
Chicago	10	2	2	4	7
Colorado	5	0	0	0	2
Columbus	1	0	0	0	0
Dallas	8	2	0	2	0
Detroit	10	0	1	1	2
Edmonton	5	0	1	1	12
Florida	18	1	4	5	29
Los Angeles	5	0	1	1	2
Minnesota	3	0	0	0	2
Montreal	19	0	3	3	8
Nashville	2	0	0	0	2
New Jersey	17	2	1	3	27
NY Islanders	17	3	4	7	38
NY Rangers	16	0	4	4	21
Ottawa	21	2	2	4	45
Philadelphia	2	2	2	4	39
Phoenix	7	0	0	0	2
Pittsburgh	10	2	0	2	2
San Jose	5	0	1	1	2
St. Louis	5	1	0	1	2
Tampa Bay	13	0	1	1	14
Toronto	14	1	2	3	14
Vancouver	5	0	4	4	5
Washington	19	3	3	6	28
TOTALS	317	24	47	71	383

Career Statistics

Year	Club	League	Regular Season											Playoffs				
			GP	G	A	PTS	PIM	+/-	PP	SH	GW	S	GP	G	A	PTS	PIM	
1992-93	Owen Sound	OHL	66	10	27	37	108	--	--	--	--	--	8	1	4	5	0	
1993-94	Owen Sound	OHL	65	25	50	75	75	--	--	--	--	--	9	1	6	7	8	
1994-95	Owen Sound	OHL	66	34	62	96	34	--	--	--	--	--	10	4	9	13	15	
	Buffalo	NHL	1	1	0	1	0	-2	0	0	1	2	--	--	--	--	--	
1995-96	Owen Sound	OHL	28	15	29	44	52	--	--	--	--	--	--	--	--	--	--	
	Oshawa	OHL	24	12	13	25	33	--	--	--	--	--	3	2	3	5	2	
	Buffalo	NHL	2	0	0	0	0	E	0	0	0	0	--	--	--	--	--	
	Rochester	AHL	8	2	3	5	6	--	--	--	--	--	17	3	1	4	11	
1996-97	Buffalo	NHL	45	2	4	6	34	-2	1	0	0	25	9	0	0	0	6	
	Rochester	AHL	24	9	5	14	27	--	--	--	--	--	1	0	0	0	0	
1997-98	Buffalo	NHL	69	6	6	12	87	9	2	0	1	51	14	1	3	4	6	
1998-99	Buffalo	NHL	67	5	8	13	38	-6	0	0	0	55	19	3	4	7	8	
1999-00	Buffalo	NHL	41	5	7	12	38	-8	2	0	1	40	--	--	--	--	--	
	Tampa Bay	NHL	17	2	3	5	25	-4	0	0	0	35	--	--	--	--	--	
2000-01	Tampa Bay	NHL	47	2	13	15	77	-18	0	0	0	47	--	--	--	--	--	
	PITTSBURGH	NHL	28	1	6	7	54	E	0	0	0	30	18	1	3	4	2	
	NHL TOTALS		317	24	47	71	383	--	5	0	3	285	60	5	10	15	20	
	PGH TOTALS		28	1	6	7	54	E	0	0	0	30	18	1	3	4	2	



2000-01 HIGHLIGHTS


Recorded seven points (1+6) and 54 penalty minutes in 28 games with the Penguins...Ranked fourth on the team with 112 hits...Ranked third on the team, winning 52% of his face-offs... Made Penguins debut Feb. 7 vs. Philadelphia...Picked up his first point as a Penguin with an assist Feb. 23 vs. the Rangers... Scored first goal as a Penguin two nights later vs. the Islanders...Missed the game Feb. 16 at New Jersey with a neck injury and the game Mar. 14 vs. the Islanders with a strained muscle...Had four points (1+3) in 14 home games, three assists in 14 road games, one power play assist and three points (1+2) in nine games vs. Atlantic Division opponents...Played in 47 games with Tampa Bay, collecting 15 points (2+13) and 64 penalty minutes...Set a career-high for assists in a game with three Oct. 8 vs. Vancouver...Had three other two-point games with the Lightning – Oct. 22 at the Rangers (0+2); Nov. 5 vs. Washington (1+1) and Dec. 1 at Atlanta (0+2)...**PLAYOFFS:** Recorded four points (1+3) playing in all 18 games...Tied for sixth on the team with 37 hits...Recorded an assist Apr. 16 in Game Three of the Eastern Conference Quarterfinals vs. Washington...Scored his first playoff goal as a Penguin in Game One of the Eastern Conference Semifinals at Buffalo Apr. 26.

2000-01 Regular Season Quick Stats: Multiple-Goal Games: 0 Multiple-Assist Games: 3
Multiple-Point Games: 5 Games Missed Due to Injury: 2

CAREER HIGHLIGHTS

Recorded career highs in goals (7), assists (10) and points (17) in 1999-00...Collected 12 points (5+7) in 41 games with Buffalo before being traded to Tampa Bay on Mar. 10...Notched three points (2+1) Nov. 20 vs. Atlanta setting career high for goals and points in a game...Made Lightning debut Mar. 10 vs. Florida...Missed 10 games with a hip injury and three with neck spasms...Played in 67 games with Buffalo in 1998-99...Recorded first multi-point game of career with two points (1+1) Apr. 6 at the Islanders...Missed 10 games due to injury (shoulder-9, groin -1)...Notched first game tying goal of career Feb. 9 at Ottawa...Ranked 12th on the team with seven points (3+4) in 19 playoff games...Scored a goal in Game One of the Stanley Cup Finals June 8 at Dallas...Missed two games of the Eastern Conference Finals vs. Toronto with a bruised knee...Collected 12 points in 69 games with Buffalo in 1997-98...Played in 100th NHL game and scored the game-winning goal Mar. 15 vs. the Penguins...Had a career-high five game point streak from Mar. 12-19, recording five points (3+2)...Named the Sabres' outstanding rookie in 1996-97 after recording six points (2+4) and 64 penalty minutes in 45 games...Played in 36 of the final 41 games of the season...Posted 14 points in 24 games with Rochester in the American Hockey League...Scoreless in two games with Buffalo in 1995-96...Played in all but two playoff games with Rochester, which won the Calder Cup...Played eight regular season games with the Americans after completing junior season...Recorded five points (2+3) in the eight games...Made his NHL debut in the final regular season game of 1994-95 May, 3 vs. New Jersey and scored his first NHL goal, the game-winning goal...Led Owen Sound of the Ontario Hockey league with 96 points in 66 games...Tied for 14th in League scoring...Led the team in assists and tied for the team lead in goals...Older brother Keith plays for the Philadelphia Flyers.

CAREER TRANSACTIONS: Drafted by Buffalo in the first round (17th overall) of 1994 Entry Draft...Traded to Tampa Bay from Buffalo with Brian Holzinger, Cory Sarich and a third round choice in the 2000 Entry Draft for Chris Gratton and a second round choice in the 2001 Entry Draft, March 10, 2000





KEVIN STEVENS

25 - Left Wing


HT/WT: 6-3, 231

Shoots: Left

Born: 4/15/1965

Birthplace: Brockton, MA

Acquired: Traded by Philadelphia to Pittsburgh for John Slaney, Jan. 14, 2001



Career Milestones

Milestones Achieved:	800 th game (11/200 vs. Nashville); 700 th game (12/26/98 at Carolina); 300 th goal (12/26/98 at Carolina); 200 th goal (11/6/93 at Los Angeles); 300 th assist (10/12/96 at Washington); 700 th point (1/19/01 at Dallas); 600 th point (10/1/87 at Vancouver); 500 th point (4/1/84 at Ottawa)
Milestones Within Reach (Current Total):	900 th game (842); 400 th assist (393); 800 th point (721)
First NHL Game:	3/1/88 vs. Minnesota
First NHL Goal/Point:	3/1/88 vs. Minnesota (Don Beaupre)
Most Goals, Game:	4 - 10/17/92 at Hartford; 11/29/91 at Philadelphia
Most Assists, Game:	4 - 12/26/91 vs. Toronto; 10/5/90 at Washington
Most Points, Game:	6 - 12/26/91 vs. Toronto (2g.4a); 10/5/90 at Washington (2g.4a)
Most Penalty Minutes, Game:	28 - 2/16/92 at Philadelphia

Scoring vs. NHL

TEAM	GP	G	A	PTS	PIM
Anaheim	16	6	1	7	26
Atlanta	4	3	0	3	11
Boston	38	18	13	31	69
Bullalo	39	12	11	23	64
Calgary	28	10	13	23	14
Carolina	37	21	16	37	96
Chicago	24	7	10	17	20
Colorado	31	19	22	41	68
Columbus	1	0	1	1	0
Dallas	27	12	14	26	36
Detroit	24	7	18	25	52
Edmonton	27	12	14	26	45
Florida	23	4	12	16	30
Los Angeles	17	9	7	16	14
Minnesota	3	0	1	1	4
Montreal	36	5	13	18	63
Nashville	4	2	1	3	4
New Jersey	61	21	27	48	132
NY Islanders	56	18	27	45	73
NY Rangers	42	19	25	44	90
Ottawa	27	8	12	20	36
Philadelphia	54	30	26	56	110
Phoenix	30	3	15	18	34
Pittsburgh	15	3	2	5	32
San Jose	18	11	7	18	18
St. Louis	25	11	12	23	25
Tampa Bay	28	14	10	24	49
Toronto	27	10	13	23	40
Vancouver	23	8	15	24	48
Washington	60	25	34	59	143
TOTALS	842	328	393	721	1445

Career Statistics

Year	Club	League	Regular Season													Playoffs				
			GP	G	A	PTS	PIM	±	PP	SH	GW	S	GP	G	A	PTS	PIM			
1983-84	Boston College	ECAC	37	6	14	20	36	--	--	--	--	--	--	--	--	--	--	--	--	
1984-85	Boston College	HE	40	13	23	36	36	--	--	--	--	--	--	--	--	--	--	--	--	
1985-86	Boston College	HE	42	17	27	44	56	--	--	--	--	--	--	--	--	--	--	--	--	
1986-87	Boston College	HE	39	35	35	70	54	--	--	--	--	--	--	--	--	--	--	--	--	
1987-88	United States Olympic	National	44	22	23	45	52	--	--	--	--	--	--	--	--	--	--	--	--	
	United States Olympic	Olympic	5	1	3	4	2	--	--	--	--	--	--	--	--	--	--	--	--	
	PITTSBURGH	NHL	16	5	2	7	8	-6	2	0	22	--	--	--	--	--	--	--	--	
1988-89	PITTSBURGH	NHL	24	12	3	15	19	-8	4	0	3	52	11	3	7	10	16	--	--	
	Muskegon	IHL	45	24	41	65	113	--	--	--	--	--	--	--	--	--	--	--	--	
1989-90	PITTSBURGH	NHL	76	29	41	70	171	-13	12	0	1	179	--	--	--	--	--	--	--	
1990-91	PITTSBURGH	NHL	80	40	46	86	133	-1	18	0	6	253	24	*17	16	33	53	--	--	
1991-92	PITTSBURGH	NHL	80	54	69	123	254	8	19	0	4	325	21	13	15	28	28	--	--	
1992-93	PITTSBURGH	NHL	72	55	56	111	177	17	26	0	5	326	12	5	11	16	22	--	--	
1993-94	PITTSBURGH	NHL	83	41	47	88	155	-24	21	0	4	284	6	1	1	2	10	--	--	
1994-95	PITTSBURGH	NHL	27	15	12	27	51	E	6	0	4	80	12	4	7	11	21	--	--	
1995-96	PITTSBURGH	NHL	41	10	13	23	49	1	3	0	1	101	--	--	--	--	--	--	--	
	Los Angeles	NHL	20	3	10	13	22	-11	3	0	0	69	--	--	--	--	--	--	--	
1996-97	Los Angeles	NHL	69	14	20	34	98	-27	4	0	1	175	--	--	--	--	--	--	--	
1997-98	NY Rangers	NHL	80	14	27	41	130	-7	5	0	3	144	--	--	--	--	--	--	--	
1998-99	NY Rangers	NHL	81	23	20	43	64	-10	8	0	3	136	--	--	--	--	--	--	--	
1999-00	NY Rangers	NHL	38	3	5	8	43	-7	1	0	0	44	--	--	--	--	--	--	--	
2000-01	Philadelphia	NHL	24	2	7	9	20	-2	0	0	0	31	--	--	--	--	--	--	--	
	PITTSBURGH	NHL	32	8	15	23	55	-4	2	0	0	76	17	3	3	6	20	--	--	
NHL TOTALS	842	328	393	721	1445	-94	134	0	35	2297	103	46	60	106	170	--	--	--	--	
PITTSBURGH TOTALS	490	259	291	550	1023	-31	110	0	27	1597	103	46	60	106	170	--	--	--	--	



2000-01 HIGHLIGHTS

Played in 32 games with the Penguins, recording 23 points (8+15) and 55 penalty minutes...Ranked third on the team with 118 hits...Posted a nine-game point streak from Jan. 19 to Feb. 11, collecting 12 points (4+8)...Notched an assist for his 700th career point Jan. 19 at Dallas...Had back-to-back two point games Feb. 7 vs. Philadelphia (1+1) and Feb. 10 vs. New Jersey (1+1)...Had a three game point streak Mar. 7-10 picking up four points (2+2)...With the Penguins, collected 13 points (5+8) in 16 home games, 10 points (3+7) in 16 road games, six points (2+4) on the power play and nine points (3+6) in 10 games vs. Atlantic Division opponents...Missed the last six games of the regular season (Mar. 29- Apr. 8) with a mildly sprained knee...Recorded nine points (2+7) and 18 penalty minutes in 23 games with Philadelphia...Ranks sixth on the Penguins All-Time List in points (550), fifth in goals (259), eighth in assists (291) first in penalty minutes (1,023) and third in power play goals (110)...

PLAYOFFS: Tied for eighth on the team with six points (3+3) in 17 games...Tied for fifth on the team in goals, tied for second in power play goals (2), tied for second in power play points (5), ranked third in penalty minutes (20), and fourth in hits (44)...Had a three game point streak in Games Two-Four vs. Washington in the Eastern Conference Quarterfinals, collecting three points (2+1)...Scored the game-winning goal in Game Three vs. Washington Apr. 16...Missed Game Five of the Eastern Conference Finals vs. New Jersey May 22 with a knee injury...Ranks fifth on the Penguins all-time playoff list in games (103), third in goals (46), fourth in assists (60), third in points (106), second in power play goals (20) and tied for third in game-winning goals (9).

2000-01 Regular Season Quick Stats: Multiple-Goal Games: 0 Multiple-Assist Games: 2 Multiple-Point Games: 5 Games Missed Due to Injury: 10

CAREER HIGHLIGHTS

Recorded eight points (3+5) and 43 penalty minutes with the Rangers in 1999-2000...Tied for seventh on the Rangers with 43 points in 81 games in 1998-99...Ranked third on the team with 23 goals, tied for eighth with 20 assists and fifth with 84 penalty minutes...Notched his 11th career hat trick and added two assists Nov. 10 at Tampa Bay...Ranked sixth on the Rangers with 41 points in 1997-98...Ranked third on the club with 130 penalty minutes...Had 11 multi-point games...Placed fourth on the Kings with 34 points in 1996-97...Missed 13 games due to injury, including seven due to a sprained ankle suffered Feb. 20 vs. Anaheim...Began the 1995-96 season with Boston, collecting 23 points (10+13) in 41 games with the Bruins...Was traded to Los Angeles Jan. 25 and made his Kings debut Jan. 27 vs. Anaheim, his 500th NHL game...Missed 12 games due to injury, including 10 with a fractured fibula suffered Feb. 26 vs. Tampa Bay...Ranked fourth on the Penguins with 15 goals in 27 games during the shortened 1994-95 season...Suffered a hairline fracture of his ankle Feb. 4 vs. Tampa Bay...Led the team with three playoff power play goals...Led the Penguins with 41 goals in 1993-94, his fourth consecutive season with at least 40 goals...Only the second player in club history (Lemieux) to accomplish this feat...Ranked third on the team with 88 points...Led the Penguins and was fifth in the NHL with 21 power play goals...Named to the NHL Second All Star Team in 1992-93 after scoring a career-high 55 goals, tying the record for goals in a season by a US-born player...Became just the second player in club history to record consecutive 50 goal seasons (Lemieux)...Set a team record for goals by a left wing...Ranked 12th in the league in points and eighth in goals...Ranked fourth in the league with 26 power play goals...Had a 13-game point streak from Oct. 6 to Nov. 3, collecting 33 points (14+19)...Voted to start at left wing in the All-Star Game for the second consecutive season...Suffered a fractured sinus bone and nose in Game Seven of the Patrick Division Finals vs. the Islanders...Ranked second in league scoring (Lemieux) with 123 points in 1991-92...Set an NHL record for points in a season by an American-born player and a club record for points by a left wing...Led the Penguins and ranked second in the league with 54 goals...Named to the NHL First All-Star team at left wing...Became the first NHL player to record 50 goals, 100 points and 200 penalty minutes in a single season...Had 39 multi-point games including four hat tricks...Named NHL Player of the Month for November after recording 28 points (15+13) in 13 games...Never went more than three consecutive games without recording a point and never went more than five without recording a goal...Voted to start at left wing for the 1992 All-Star Game...Ranked second in the NHL with 28 points in the playoffs, helping the Penguins to their second straight Stanley Cup...Ranked second in the league with 13 goals and tied for fourth with 15 assists...Ranked first with 86 shots on goal...Scored four goals on May 21 at Boston in Game Three of the Wales Conference Finals...Tied for first on the Penguins with 40 goals in 1990-91...Ranked fourth in assists with 46 and fourth in points with 86...Named to the NHL Second All-Star team at left wing...Played in his first NHL All-Star Game in Chicago...Set club record for fastest overtime goal Mar. 21 vs the Rangers, scoring 13 second into overtime...Led the NHL with 17 playoff goals as the Penguins won their first Stanley Cup...Ranked third in league scoring with 33 points...Tied for first on the Penguins with four game-winning goals...Tied a club record with seven power play goals...Ranked fifth on the Penguins with 70 points in 1989-90...Tied for second on the team with 12 power play goals...Led the team with 171 penalty minutes...Notched first career hat trick Oct. 31 vs. Los Angeles...Spit the 1988-89 season between the Penguins and Muskegon (IHL)...Had 15 points (12+3) in 24 games with the Penguins...Ranked third on the team and third among rookies with 10 points and seven assists in the playoffs...In 1987-88 joined the Penguins following the Olympics and scored a goal in his first NHL game Mar. 1 vs. Minnesota...Had four points (1+3) in five games during the Olympics...Played four years (1983-87) at Boston College...Led the team with 35 goals in his senior season, ranked second with 70 points and set a BC record with 15 power play goals...Named to the Second-Team All-America, First-Team Hockey East and First-Team All-New England...Kevin and his wife Suzanna have two sons, Luke and Ryan and a daughter, Kylie.


CAREER TRANSACTIONS: Drafted by Los Angeles in the sixth round (108th overall) of 1983 Entry Draft...Traded by Los Angeles to Pittsburgh for Anders Hakansson, Sept. 9, 1983...Traded by Pittsburgh to Boston with Shawn McEachern for Bryan Smolinski, Glen Murray and third round pick in 1996 Entry Draft, Aug. 2, 1995...Traded by Boston to Los Angeles for Rick Tocchet, Jan. 25, 1996...Traded by Los Angeles to NY Rangers for Luc Robitaille, Aug. 28, 1997...Signed as a free agent by Philadelphia, July 7, 2000



MARTIN STRAKA

82 - Center

HT/WT: 5-9, 178
 Shoots: Left
 Born: 9/3/1972
 Birthplace: Plzen, Czech Republic
 Acquired: Signed as a free agent by Pittsburgh, Aug. 7, 1997



Career Milestones

Milestones Achieved:
 600th game (4/2/01 at NY Islanders);
 500th game (2/22/00 at NY Rangers);
 400th game (12/22/98 vs. Los Angeles);
 400th point (11/7/01 at Phoenix);
 300th point (11/6/99 vs. Tampa Bay);
 200th point (3/7/98 vs. Philadelphia);
 100th goal (1/30/99 vs. Boston);
 200th assist (12/15/99 at Carolina);
 100th assist (12/10/96 at Philadelphia)

Milestones Within Reach (Current Total):
 200th goal (159);
 300th assist (290);
 500th point (449)

First NHL Game: 11/7/92 at Toronto
First NHL Point: 11/10/92 an assist at Minnesota
First NHL Goal: 2/10/93 at NY Rangers (Mike Richter)

Most Goals, Game: 3 – four times – last– 1/8/01 at Washington

Most Assists, Game: 3 – eight times – last 3/2/01 at NY Rangers

Most Points, Game: 4 – seven times – last– 2/23/01 vs. NY Rangers (1g,3a)

Most Penalty Minutes, Game: 15 – two times – last– 12/31/95 vs. Tampa Bay

Scoring vs. NHL

TEAM	GP	G	A	PTS	PIM
Anaheim	14	4	6	10	8
Atlanta	8	5	7	12	6
Boston	30	12	16	28	14
Buffalo	33	5	15	20	14
Calgary	13	4	10	14	4
Carolina	32	9	20	29	10
Chicago	13	2	5	7	4
Colorado	22	7	5	12	4
Columbus	2	0	4	4	0
Dallas	14	4	7	11	6
Detroit	14	4	13	17	6
Edmonton	15	2	6	8	0
Florida	25	10	11	21	8
Los Angeles	13	2	3	5	6
Minnesota	2	0	0	0	0
Montreal	33	7	11	18	10
Nashville	6	1	0	1	4
New Jersey	34	6	14	20	31
NY Islanders	33	3	19	22	12
NY Rangers	43	16	25	41	6
Ottawa	32	5	12	17	20
Philadelphia	34	13	15	28	16
Phoenix	15	1	5	6	0
Pittsburgh	8	2	0	2	8
San Jose	11	1	6	7	0
St. Louis	11	3	7	10	2
Tampa Bay	34	11	18	29	27
Toronto	18	6	7	13	2
Vancouver	11	5	6	11	2
Washington	30	9	17	26	12
TOTALS	603	159	290	449	240

Career Statistics

Year	Club	League	Regular Season											Playoffs				
			GP	G	A	PTS	PIM	+/–	PP	SH	GW	S	GP	G	A	PTS	PIM	
1989-90	Skoda Plzen	Czech	1	0	3	3	--	--	--	--	--	--	--	--	--	--	--	--
1990-91	Skoda Plzen	Czech	47	7	24	31	6	--	--	--	--	--	--	--	--	--	--	--
1991-92	Skoda Plzen	Czech	50	27	28	55	20	--	--	--	--	--	--	--	--	--	--	--
1992-93	PITTSBURGH	NHL	42	3	13	16	29	2	0	0	1	28	11	2	1	3	2	
	Cleveland	IHL	4	4	3	7	0	--	--	--	--	--	--	--	--	--	--	
1993-94	PITTSBURGH	NHL	84	30	34	64	24	24	2	0	6	130	6	1	0	1	2	
1994-95	Interconex Plzen	Czech	19	10	11	21	18	--	--	--	--	--	--	--	--	--	--	
	PITTSBURGH	NHL	31	4	12	16	16	0	0	0	0	36	--	--	--	--	--	
	Ottawa	NHL	6	1	1	2	0	-1	0	0	0	13	--	--	--	--	--	
1995-96	Ottawa	NHL	43	9	16	25	29	-14	5	0	1	63	--	--	--	--	--	
	NY Islanders	NHL	22	2	10	12	6	-6	0	0	0	18	--	--	--	--	--	
	Florida	NHL	12	2	4	6	6	1	1	0	0	17	13	2	2	4	2	
1996-97	Florida	NHL	55	7	22	29	12	9	2	0	1	94	4	0	0	0	0	
1997-98	Czech Olympic		6	1	2	3	0	--	--	--	0	--	--	--	--	--	--	
	PITTSBURGH	NHL	75	19	23	42	28	-1	4	3	4	117	6	2	0	2	2	
1998-99	PITTSBURGH	NHL	80	35	48	83	26	12	5	4	4	177	13	6	9	15	6	
1999-00	PITTSBURGH	NHL	71	20	39	59	26	24	3	1	2	146	11	3	9	12	10	
2000-01	PITTSBURGH	NHL	82	27	68	95	38	19	7	1	4	185	18	5	8	13	8	
	NHL TOTALS		603	159	290	449	240	69	29	9	23	1024	82	21	29	50	32	
	PGH TOTALS		465	138	237	375	187	80	21	9	21	819	65	19	27	46	30	



2000-01 HIGHLIGHTS

Set career highs with 68 assists and 95 points...Tied for fourth in the league in points, ranked third in assists, tied for third in power play assists (33), tied for fourth in even strength assists (34), tied for seventh in power play points (40) and tied for 15th in even strength points (53)...Tied for second on the Penguins in points, ranked fifth in goals, second in assists, second in power play assists, second in even strength assists, fourth in even strength goals (19), fifth in power play goals (7), tied for second in short-handed goals (1), fourth in game-winning goals (4), second in power play points, tied for second in short-handed points (2), fourth in even strength points, third in shots (185) and seventh in blocked shots (39)...Was one of two Penguins (Robert Lang) to play in all 82 games...Tied his career-high with four points (3+1) Jan. 8 at Washington...Was his fourth career hat trick...Also notched four points (1+3) Mar. 23 vs. the Rangers...Had an eight-game point streak from Oct. 7-27, collecting 10 points (4+6)...Also had a point in eight straight games from Mar. 2-16, recording 13 points (2+11)...Had a point in 58 of 82 games (70.7%) and was held scoreless in three straight games once (Feb. 11-16)...Recorded 28 multi-point games (22 with two points, four with three points and two with four points)...Had three multi-goal games (one with three and two with two) and 18 multi-assist games (15 with two and three with three)...Tallied 45 points (9+36) in 41 home games, ranking first on the team in home assists and fourth in home points...Totaled 50 points (18+32) in 41 road games, ranking second on the team in road points and assists and third in road goals...Had 40 points (7+33) on the power play and two short-handed points (1+1)...Notched 25 points (9+16) in 20 games vs. Atlantic Division opponents, ranking second on the team in assists and third in points...**PLAYOFFS:** Tied for 16th in the league with 13 points (5+8), playing in all 18 games...Tied for third in the league with three power play goals and led the league with two overtime goals...Ranked second on the Penguins in points, tied for second in goals, third in assists, first in power play goals, tied for first in even strength assists (7), second in even strength points (9), second in game-winning goals and first in shots (47)...Scored the series clinching goal in overtime of Game Six of the Eastern Conference Quarterfinals Apr. 23 vs. Washington...Also scored in overtime of Game Six of the Eastern Conference Semifinals May 8 vs. Buffalo.

2000-01 Regular Season Quick Stats: Multiple-Goal Games: 3 Multiple-Assist Games: 18 Multiple-Point Games: 28

CAREER HIGHLIGHTS

Ranked fourth on the team in goals (20), assists (39) and points (59) in **1999-2000**...Finished second on the team and 17th in the league with a plus-24 rating, which equaled his career-high set in 1993-94...Matched his career-high with three assists on Dec. 15 at Carolina and Jan. 2 vs. Detroit...Played in his 500th game Feb. 22 at the Rangers...Picked up his 200th assist Dec. 15 at Carolina...Recorded his 300th point with an assist Nov. 6 vs. Tampa Bay...Had 15 multi-point games to rank third on the team...Missed 11 games due to injury: three with a bruised knee (Oct. 23, Oct. 28-30), seven with bruised ribs (Dec. 18-30) and one with a bruised shin (Apr. 7)...Tied for second on the Penguins with 12 points (3+9) in 11 playoff games...Tallied four points (1+3) in the Eastern Conference Quarterfinals vs. Washington...Led the team with eight points (2+6) in the Eastern Conference Semifinals vs. Philadelphia...Tied for 11th in league scoring in **1998-99** with 83 points...Tied for 17th in the league with 35 goals, tied for 15th with 48 assists, tied for fourth with four short-handed goals and tied for second with six short-handed points...Ranked second on the team in goals, assists and points...Led the team in short-handed goals, tied for fifth with a plus-12 rating, tied for third with four game-winning goals, was third with 212 shots on goal and tied for fourth with 59 blocked shots...Recorded his third career hat trick Nov. 28 at Montreal...Had a point in 48 of his 80 games (60.0%)...Made his first appearance in the NHL All-Star Game, playing for the World Team Jan. 24 in Tampa Bay...Missed two games due to a shoulder injury...Led the team in the playoffs in goals (6), assists (9) and points (15), playing in all 13 games...Set career playoff highs in goals, assists and points...Notched his first playoff hat trick in Game Three vs. New Jersey Apr. 25...Led the team with 11 points (6+5) in the Eastern Conference Quarterfinals vs. New Jersey...Ranked fifth on the team with 42 points in 75 games in **1997-98**...Led the team with three short-handed goals and tied for seventh in the league with six short-handed points...Posted points in a season-high four straight games from Mar. 7-14, recording six points (4+2)...Had 10 multiple point games on the season, including three multiple goal games...Notched his 100th point as a Penguin on Oct. 11 vs. Carolina...Played in his 200th game with the Penguins Jan. 24 vs. Boston...Collected his 200th career point (a goal) Mar. 7 vs. Philadelphia...Recorded three points (1+2) in six games with the Czech Republic Olympic Team, winning a gold medal at the 1998 Winter Olympics at Nagano, Japan...Missed seven games due to a broken foot suffered Dec. 29 vs. the New York Islanders...Recorded 29 points (7+22) in 55 games with Florida in **1996-97**...Notched his 100th career assist Dec. 10 at Philadelphia...Played in one game for the Czech Republic in the 1996 World Cup of Hockey...Played in one regular season game after March 5 due to recurring groin problems...Played in 77 total games in **1995-96** with Ottawa, the New York Islanders and Florida...Had 25 points (9+16) in 43 games with Ottawa before being traded to the Islanders...Scored both of his playoff goals in the Eastern Conference Finals vs. the Penguins...Began the **1994-95** season with the Penguins, collecting 16 points (4+12) in 31 games before being traded to Ottawa Apr. 7...Had two points (1+1) in six games with Ottawa, missing the last eight games of the season with a sprained knee...Recorded 64 points (30+34) in a career high 84 games in **1993-94** with the Penguins...Led the team with a plus-24 rating, ranked fourth in goals and sixth in points...Notched his first NHL hat trick Mar. 8 vs. Boston...In his rookie season, **1992-93**, tallied 16 points (3+13) in 42 games...Scored two of his three goals vs. the New York Rangers, including his first NHL goal Feb. 10 vs. Mike Richter...Played two full seasons, **1990-91** and **1991-92**, with Skoda Plzen in the Czech Republic, recording 86 points (34+52) in 97 games.



MIKE WILSON

6 - Defense


Ht/Wt: 6-6, 229

Shoots: Left

Born: 2/26/1975

Birthplace: Brampton, Ontario

Acquired: Signed as a free agent,
July 12, 2001



Career Milestones

Milestones Achieved: 300th game (10/20/00 at Colorado)
First NHL Game: 11/18/95 at New Jersey
First NHL Point: 12/15/95 an assist vs. NY Rangers
First NHL Goal: 1/30/96 at NY Islanders (Eric Flohaud)
Most Goals, Game: 1 - 15 times - last - 3/10/00 at Tampa Bay
Most Assists, Game: 2 - three times - last - 3/10/00 at Tampa Bay
Most Points, Game: 3 - 3/10/00 at Tampa Bay (1g,2a)
Most Penalty Minutes, Game: 19 - 12/15/95 vs. NY Rangers

Scoring vs. NHL

TEAM	GP	G	A	PTS	PIM
Anaheim	6	1	0	1	4
Atlanta	5	0	0	0	2
Boston	19	0	2	2	19
Buffalo	5	0	1	1	0
Calgary	6	1	1	2	10
Carolina	22	1	3	4	8
Chicago	7	0	1	1	2
Colorado	8	1	1	2	8
Columbus	1	0	0	0	0
Dallas	7	0	1	1	4
Detroit	5	0	0	0	0
Edmonton	7	0	1	1	8
Florida	11	0	0	0	10
Los Angeles	6	0	1	1	9
Minnesota	1	0	0	0	7
Montreal	22	3	2	5	10
Nashville	5	0	1	1	0
New Jersey	14	0	4	4	14
NY Islanders	19	1	4	5	9
NY Rangers	16	0	2	2	6
Ottawa	20	1	2	3	24
Philadelphia	16	1	1	2	20
Phoenix	7	0	0	0	8
Pittsburgh	19	2	0	2	6
San Jose	7	0	1	1	19
St.Louis	8	0	1	1	6
Tampa Bay	16	3	8	11	18
Toronto	10	0	1	1	4
Vancouver	6	0	1	1	2
Washington	13	0	0	0	10
TOTALS	314	15	40	55	247

Career Statistics

Year	Club	League	Regular Season											Playoffs				
			GP	G	A	PTS	PIM	+/-	PP	SH	GW	S	GP	G	A	PTS	PIM	
1991-92	Georgetown	OJHL-B	41	9	13	22	65	--	--	--	--	--	--	--	--	--	--	--
1992-93	Sudbury	OHL	53	6	7	13	58	--	--	--	--	--	14	1	1	2	2	2
1993-94	Sudbury	OHL	60	4	22	26	62	--	--	--	--	--	9	1	3	4	8	8
1994-95	Sudbury	OHL	64	13	34	47	46	--	--	--	--	--	16	1	8	9	10	10
1995-96	Buffalo	NHL	58	4	8	12	41	13	1	0	1	52	--	--	--	--	--	--
	Rochester	AHL	15	0	5	5	38	--	--	--	--	--	--	--	--	--	--	--
1996-97	Buffalo	NHL	77	2	9	11	51	19	0	0	1	57	10	0	1	1	2	2
1997-98	Buffalo	NHL	66	4	4	8	48	13	0	0	1	52	15	0	1	1	13	13
1998-99	Buffalo	NHL	30	1	2	3	47	10	0	0	1	40	--	--	--	--	--	--
	Florida	NHL	4	0	0	0	0	2	0	0	0	8	--	--	--	--	--	--
	Las Vegas	IHL	6	3	1	4	6	--	--	--	--	--	--	--	--	--	--	--
1999-00	Florida	NHL	60	4	16	20	35	10	0	0	2	65	4	0	0	0	0	0
2000-01	Florida	NHL	19	0	1	1	25	-7	0	0	0	26	--	--	--	--	--	--
NHL TOTALS			314	15	40	55	247	--	1	0	6	300	29	0	2	2	15	15



2000-01 HIGHLIGHTS

Recorded one assist and 25 penalty minutes in 19 games with Florida...Recorded an assist Mar. 11 at the Islanders...Played in his 300th career game Oct. 20 at Colorado...Suffered a dislocated shoulder and broken humerus Oct. 22 at Minnesota and missed 61 games...Was assigned to Louisville of the American Hockey League for conditioning Feb. 23 and collected two assists and five penalty minutes in four games...Recalled by Florida on Mar. 4 and returned to the lineup Mar. 7 vs. San Jose.

2000-01 Regular Season Quick Stats: Multiple-Goal Games: 0 Multiple-Assist Games: 0 Multiple-Point Games: 0 Games Missed Due to Injury: 61

CAREER HIGHLIGHTS

Set career highs with 16 assists and 20 points and equaled his career-high with four goals in **1999-2000**...Had a career-high three points (1+2) Mar. 10 at Tampa Bay including the game-winning goal...Had an assist in three consecutive games Jan. 12 -15...Scored overtime game-winning goal Nov. 20 vs. Pittsburgh...Began the **1998-99** season in Las Vegas (IHL), recording four points (3+1) in six games...Signed with Buffalo Dec. 1 and collected three points (1+2) in 30 games before being traded to Florida Mar. 23...Was scoreless in four games with the Panthers...Suffered a concussion Mar. 31 vs. the Islanders and missed the remainder of the season...Ranked third on Buffalo with a plus-13 rating in **1997-98**...Posted eight points (4+4) in 66 games...Played in his 200th game Apr. 18 at Montreal...Played in a career-high 77 games with Buffalo in **1996-97**...Had a three-game point streak from Nov. 27-30 recording three points (1+2)...Recorded one assist and 13 penalty minutes in 15 playoff games... Began the **1995-96** season with Rochester, recording five assists in 15 games... Made NHL debut Nov. 18 at New Jersey... Picked up his first NHL point with an assist Dec. 15 vs.the Rangers...Scored first goal Jan. 30 at the Islanders against Eric Fichaud...Ranked second on the Sabres with a plus-13 rating...Named Sabres Rookie of the Year...Spent three seasons, **1992-1995**, with Sudbury of the Ontario Hockey League...In 177 career games, collected 86 points (23+63)... Had his best season in **1994-95** with 47 points (13+34)... Mike and his wife, Kelly, spend the off-season in Florida.

CAREER TRANSACTIONS: Drafted by Vancouver in the first round (20th overall) of 1993 Entry Draft...Traded to Buffalo by Vancouver with Michael Peca and a first round pick in 1995 Entry Draft for Alexander Mogilny and a fifth round pick in 1995 Entry Draft, July 8, 1995... Traded to Florida by Buffalo for Rhett Warrener and fifth round pick in 1999 Entry Draft.



KRIS BEECH

16 - Center

HT/WT: 6-2, 199

Shoots: Left

Born: 2/5/1981

Birthplace: Salmon Arm, BC

Acquired: Traded to Pittsburgh with Ross Lupaschuk, Michal Sivek and future considerations from Washington for Jaromir Jagr and Frantisek Kucera, July 11, 2001



Career Milestones

First NHL Game: 12/16/98 vs. Pittsburgh

Career Highlights

2000-01: Began the season with Washington going scoreless in four games before being returned to his junior team in Calgary (WHL)...Made his NHL debut Oct. 6 vs. Los Angeles, going scoreless with two penalty minutes...In 40 games with Calgary, collected 66 points (22+44) and 103 penalty minutes... Ranked fourth on Calgary in points, fifth in goals and third in assists...Scored seven power play goals to rank fifth on the team, two short-handed goals, which was tied for second, and four game-winning goals, which tied for third...**Career:** Ranked third on Calgary with 86 points (32+54) in 66 games in **1999-2000**...Ranked fourth in goals and third in assists... Recorded 67 points (26+41) in 68 games with Calgary in **1998-99**... Ranked third on the team in goals, tied for fourth in assists and fourth in points...Collected five points (1+4) in six playoff games...Calgary won the WHL Championship and lost the Memorial Cup Championship game to Ottawa...Played his first full season of junior hockey in **1997-98**...Recorded 35 points (10+25) in 58 games...Played in eight games with Calgary in **1996-97**, recording two points (1+1)...Also played in 49 games with Sicamous (KIJHL), collecting 70 points (34+36) and 60 penalty minutes.

CAREER TRANSACTIONS: Drafted by Washington in the first round (seventh overall) of the 1999 Entry Draft

Scoring vs. NHL

TEAM	GP	G	A	PTS	PIM
Anaheim	-	-	-	-	-
Atlanta	1	0	0	0	0
Boston	-	-	-	-	-
Buffalo	-	-	-	-	-
Calgary	-	-	-	-	-
Carolina	1	0	0	0	0
Chicago	-	-	-	-	-
Colorado	-	-	-	-	-
Columbus	-	-	-	-	-
Dallas	-	-	-	-	-
Detroit	-	-	-	-	-
Edmonton	-	-	-	-	-
Florida	-	-	-	-	-
Los Angeles	1	0	0	0	2
Minnesota	-	-	-	-	-
Montreal	-	-	-	-	-
Nashville	1	0	0	0	0
New Jersey	-	-	-	-	-
NY Islanders	-	-	-	-	-
NY Rangers	-	-	-	-	-
Ottawa	-	-	-	-	-
Philadelphia	-	-	-	-	-
Phoenix	-	-	-	-	-
Pittsburgh	-	-	-	-	-
San Jose	-	-	-	-	-
St.Louis	-	-	-	-	-
Tampa Bay	-	-	-	-	-
Toronto	-	-	-	-	-
Vancouver	-	-	-	-	-
Washington	-	-	-	-	-
TOTALS	4	0	0	0	2

Career Statistics

Year	Club	League	Regular Season										Playoffs				
			GP	G	A	PTS	PIM	+/-	PP	SH	GW	S	GP	G	A	PTS	PIM
1996-97	Sicamous	KIJHL	49	34	36	70	80	--	--	--	--	--	--	--	--	--	--
	Calgary	WHL	8	1	1	2	0	--	--	--	--	--	--	--	--	--	--
1997-98	Calgary	WHL	58	10	25	35	24	--	--	--	--	12	4	5	9	32	
1998-99	Calgary	WHL	68	26	41	67	103	--	--	--	--	8	1	4	5	8	
1999-00	Calgary	WHL	66	32	54	86	99	--	--	--	--	5	3	5	8	16	
2000-01	Washington	NHL	4	0	0	0	2	--	0	0	0	--	--	--	--	--	
	Calgary	WHL	40	22	44	66	103	--	--	--	--	10	2	8	10	26	
NHL TOTALS			4	0	0	0	2	--	0	0	0	--	--	--	--	--	



ROBERT DOME

18 - Left Wing


Ht/Wt: 6-0, 217

Shoots: Left

Born: 1/29/1979

Birthplace: Skalica, Slovakia

Acquired: Drafted by Pittsburgh in the first round (17th overall) of the 1997 Entry Draft



Career Milestones

Milestones Within Reach	100 th game (52)
(Current Total):	
First NHL Game:	10/1/97 vs Los Angeles
First NHL Goal/Point:	12/10/97 at Anaheim (Mikhail Shalengkhev)
Most Goals, Game:	1 - seven times - last- 3/11/00 vs NY Rangers
Most Assists, Game:	1 - seven times - last- 12/30/99 vs NY Islanders
Most Points, Game:	2 - 1/3/98 vs Colorado (1g,1a)
Most Penalty Minutes, Game:	10 - 4/7/98 vs Phoenix

Career Highlights

2000-01...Played in five games with Trinec in the Czech Republic, notching three assists... Also played with Kladno in the Czech Republic...Ranked fifth on the team with 21 points (9+12) in 29 games...**Career:** Played in 22 games with the Penguins in 1999-2000 recording a career high five assists...Played in 51 games with Wilkes-Barre/Scranton and ranked seventh on the team with 38 points...Began the 1998-99 season with Syracuse (AHL) where he played in 48 games...Ranked fifth on the Crunch with 35 points...Scored 18 goals to rank second on the team... Was assigned to Houston of the IHL by the Penguins Mar. 3...Appeared in 20 games with the Aeros...Played in 30 games with the Penguins in his rookie season in 1997-98... Scored his first NHL goal Dec. 10 at Anaheim...Ranked fifth in scoring for Syracuse of the American Hockey League with 46 points, despite playing in only 36 games... Represented Syracuse in the AHL All-Star Game... Split the 1996-97 season between Long Beach and Las Vegas in the International Hockey League... Finished the season in Las Vegas... Began playing in the IHL at the age of 16 in 1995-96 with Utah... Played in 56 games... Played in the Slovak Junior League in 1994-95 with Duklaj... Picked up 79 points in 36 games.

Scoring vs. NHL

TEAM	GP	G	A	PTS	PIM
Anaheim	2	1	0	1	0
Atlanta	-	-	-	-	-
Boston	-	-	-	-	-
Buffalo	3	0	1	1	2
Calgary	1	0	1	1	0
Carolina	3	0	0	0	0
Chicago	1	0	1	1	0
Colorado	2	1	1	2	0
Dallas	1	0	0	0	0
Detroit	1	0	0	0	0
Edmonton	1	0	0	0	0
Florida	2	1	0	1	0
Los Angeles	4	0	1	1	0
Montreal	4	1	0	1	0
Nashville	1	0	0	0	0
New Jersey	1	0	0	0	0
NY Islanders	5	1	1	2	0
NY Rangers	3	1	0	1	0
Ottawa	4	0	0	0	0
Philadelphia	2	0	0	0	0
Phoenix	2	0	0	0	10
San Jose	2	1	0	1	0
St. Louis	1	0	0	0	0
Tampa Bay	5	0	1	1	0
Toronto	-	-	-	-	-
Vancouver	-	-	-	-	-
Washington	1	0	0	0	0
TOTALS	52	7	7	14	12

Career Statistics

Year	Club	League	Regular Season											Playoffs				
			GP	G	A	PTS	PIM	+/-	PP	SH	GW	S	GP	G	A	PTS	PIM	
1994-95	Duklaj	Slovak Jr.	36	36	43	79	39	--	--	--	--	--	--	--	--	--	--	--
1995-96	Utah	IHL	56	10	9	19	28	--	--	--	--	--	--	--	--	--	--	--
1996-97	Long Beach	IHL	13	4	6	10	14	--	--	--	--	--	--	--	--	--	--	--
	Las Vegas	IHL	43	10	7	17	22	--	--	--	--	--	--	--	--	--	--	--
1997-98	Syracuse	AHL	36	21	25	46	77	11	8	0	2	--	--	--	--	--	--	--
	PITTSBURGH	NHL	30	5	2	7	12	-1	1	0	0	29	--	--	--	--	--	--
1998-99	Syracuse	AHL	48	18	17	35	70	--	--	--	--	--	--	--	--	--	--	--
	Houston	IHL	20	2	4	6	24	--	--	--	--	--	--	--	--	--	--	--
1999-00	PITTSBURGH	NHL	22	2	5	7	0	1	0	0	0	27	--	--	--	--	--	--
	Wilkes-Barre	AHL	51	12	26	38	83	-6	3	1	3	148	--	--	--	--	--	--
2000-01	Trinec	Czech	5	0	3	3	4	--	--	--	--	--	--	--	--	--	--	--
	Kladno	Czech	29	9	12	21	57	--	--	--	--	--	--	--	--	--	--	--
PGH/NHL TOTALS			52	7	7	14	12	E	1	0	0	56	--	--	--	--	--	--



JOSEF MELICHAR

2 - Defense

Ht/Wt: 6-2, 221


Shoots: Left

Born: 1/20/1979

Birthplace: Ceske-Budjovice, Czech Rep

Acquired: Drafted by Pittsburgh in the third round (71st overall) of the 1997

Entry Draft



Career Milestones

Milestones Within Reach (Current Total): 100th game (18)
First NHL Game: 10/8/00 at Nashville (in Japan)
First NHL Point: 10/27/01 an assist at NY Rangers
Most Assists, Game: 1 - 10/27/00 at NY Rangers; 11/16/00 at St. Louis
Most Points, Game: 1 - 10/27/01 at NY Rangers (1a); 11/16/00 at St. Louis (1a)
Most Penalty Minutes, Game: 7 - 10/28/00 vs. New Jersey

Scoring vs. NHL

TEAM	GP	G	A	PTS	PIM
Anaheim	-	-	-	-	-
Atlanta	1	0	0	0	0
Boston	-	-	-	-	-
Buffalo	-	-	-	-	-
Calgary	-	-	-	-	-
Carolina	1	0	0	0	0
Chicago	-	-	-	-	-
Colorado	1	0	0	0	0
Columbus	1	0	0	0	4
Dallas	-	-	-	-	-
Detroit	-	-	-	-	-
Edmonton	1	0	0	0	0
Florida	-	-	-	-	-
Los Angeles	-	-	-	-	-
Minnesota	-	-	-	-	-
Montreal	-	-	-	-	-
Nashville	1	0	0	0	0
New Jersey	1	0	0	0	7
NY Islanders	1	0	0	0	0
NY Rangers	4	0	1	1	4
Ottawa	2	0	0	0	0
Philadelphia	-	-	-	-	-
Phoenix	-	-	-	-	-
San Jose	-	-	-	-	-
St. Louis	1	0	1	1	2
Tampa Bay	1	0	0	0	0
Toronto	-	-	-	-	-
Vancouver	-	-	-	-	-
Washington	2	0	0	0	4
TOTALS	18	0	2	2	21

Career Highlights

2000-01: Began the season with the Penguins and played in his first NHL game Oct. 8 vs. Nashville in Japan...Recorded his first NHL point with an assist Oct. 27 at the Rangers...Also notched an assist Nov. 16 at St. Louis...Overall played in 18 games with the Penguins...Was assigned to Wilkes-Barre on Dec. 6...Appeared in 46 games with Wilkes-Barre/Scranton, recording seven points (2+5)...**PLAYOFFS:** Recorded five assists in 21 games with Wilkes-Barre/Scranton...Ranked second on the team with a plus-five rating...**Career:** Played in 80 games with Wilkes-Barre/Scranton in **1999-2000**...Ranked fifth among defensemen with 12 points (3+9)...Ranked third on the team with 126 penalty minutes...Played in 65 games with Tri-City (WHL) in **1998-99** ranking third among defensemen in points with 36...Scored one goal in 11 playoff games...Recorded 33 points (9+24) in 67 games with Tri-City in **1997-98**...Ranked second on the team with 154 penalty minutes... Ranked ninth in scoring...Collected five points (3+2) in 41 games with Ceske Budejovice in the Czech Junior league in **1996-97**.

Career Statistics

Year	Club	League	Regular Season											Playoffs				
			GP	G	A	PTS	PIM	+/-	PP	SH	GW	S	GP	G	A	PTS	PIM	
1996-97	Budjovice	Czech	41	2	3	5	10	--	--	--	--	--	--	--	--	--	--	--
	Czech Jr	Euro Jr	6	0	1	1	2	--	--	--	--	--	--	--	--	--	--	--
1997-98	Tri-City	WHL	67	9	24	33	154	--	--	--	--	--	--	--	--	--	--	--
1998-99	Tri-City	WHL	65	8	28	36	125	--	--	--	--	--	11	1	0	1	15	
1999-00	Wilkes-Barre	AHL	80	3	9	12	126	-18	1	0	0	97	--	--	--	--	--	
2000-01	PITTSBURGH	NHL	18	0	2	2	21	-5	0	0	0	9	--	--	--	--	--	
	Wilkes-Barre	AHL	46	2	5	7	69	4	0	0	0	66	21	0	5	5	6	
PGH/NHL TOTALS			18	0	2	2	21	-5	0	0	0	9	--	--	--	--	--	



TOBY PETERSEN

17 - Center


HT/WT: 5-9, 197

Shoots: Left

Born: 10/27/1978

Birthplace: Minneapolis, MN

Acquired: Drafted by Pittsburgh in the ninth round (244th overall) of the 1998 Entry Draft



Career Milestones

First NHL Game: 12/5/00 at Ottawa
First NHL Goal/Point: 12/10/00 at Detroit (Chris Osgood)
Most Goals, Game: 1 - 12/10/00 at Detroit; 12/13/00 vs. Toronto
Most Assists, Game: 2 - 12/16/00 at Montreal; 12/23/00 vs. Dallas
Most Points, Game: 2 - 12/16/00 at Montreal (2a); 12/23/00 vs. Dallas (2a)
Most Penalty Minutes, Game: 2 - 12/6/00 vs. Boston; 12/10/00 at Detroit

Career Highlights

2000-01: Began the season in Wilkes-Barre/Scranton...Was recalled on Dec. 5 and appeared in the next 12 games with the Penguins...Made his NHL debut Dec. 5 at Ottawa...Scored his first career goal, the game-winner, Dec. 10 at Detroit...Had a four-game point streak from Dec. 10-16, collecting five points (2+3)...Had two multi-point games, Dec. 16 at Montreal (2a) and Dec. 23 vs. Dallas (2a)...Was assigned to Wilkes-Barre/Scranton on Dec. 28 and spent the remainder of the season there...Led Wilkes-Barre with 67 points (26+41) in 73 games...Ranked first in goals, assists, plus/minus(+8), second in power play goals (11) and tied for first in game-winning goals (5)...Ranked fourth in the AHL in rookie scoring...Tied for fourth in goals among rookies, ranked third in assists and third in power play goals...**PLAYOFFS:** Ranked fifth on the team with 13 points (7+6) in 21 games...Tied for second on the team in goals and power play goals (4)...Led the team and tied for first in the league with three game-winning goals...**Career:** Ranked second on Colorado College (WCHA) in scoring in 1999-2000 with 33 points (14+19) in 33 games...In 1996-99 ranked ninth on Colorado College with 24 points in 21 games...Collected 33 points (16+17) in 40 games with Colorado College in 1997-98...Ranked second on Colorado College in scoring in his freshman season, 1996-97, with 38 points (17+21) in 40 games...Named to the WCHA All-Rookie Team...Was WCHA All-Academic for three years, 1998-2000.

Scoring vs. NHL

TEAM	GP	G	A	PTS	PIM
Anaheim	-	-	-	-	-
Atlanta	-	-	-	-	-
Boston	1	0	0	0	2
Buffalo	1	0	0	0	0
Calgary	-	-	-	-	-
Carolina	-	-	-	-	-
Chicago	-	-	-	-	-
Colorado	-	-	-	-	-
Columbus	-	-	-	-	-
Dallas	1	0	2	2	0
Detroit	1	1	0	1	2
Edmonton	-	-	-	-	-
Florida	2	0	1	1	0
Los Angeles	-	-	-	-	-
Minnesota	-	-	-	-	-
Montreal	1	0	2	2	0
Nashville	-	-	-	-	-
New Jersey	-	-	-	-	-
NY Islanders	-	-	-	-	-
NY Rangers	-	-	-	-	-
Ottawa	1	0	0	0	0
Philadelphia	-	-	-	-	-
Phoenix	-	-	-	-	-
San Jose	-	-	-	-	-
St. Louis	-	-	-	-	-
Tampa Bay	1	0	1	1	0
Toronto	3	1	0	1	0
Vancouver	-	-	-	-	-
Washington	-	-	-	-	-
TOTALS	12	2	6	6	4

Career Statistics


Year	Club	League	Regular Season											Playoffs			
			GP	G	A	PTS	PIM	+/-	PP	SH	GW	S	GP	G	A	PTS	PIM
1996-97	Colorado College	WCHA	40	17	21	38	18	--	--	--	--	--	--	--	--	--	--
1997-98	Colorado College	WCHA	40	16	17	33	34	--	--	--	--	--	--	--	--	--	--
1998-99	Colorado College	WCHA	21	12	12	24	2	--	--	--	--	--	--	--	--	--	--
1999-00	Colorado College	WCHA	37	14	19	33	8	--	--	--	--	--	--	--	--	--	--
2000-01	Wilkes-Barre	AHL	73	26	41	67	22	9	11	0	5	253	21	7	6	13	4
	PITTSBURGH	NHL	12	2	6	8	4	3	0	0	1	25	--	--	--	--	--
PGH/NHL TOTALS			12	2	6	8	4	3	0	0	1	25	--	--	--	--	--



PETER RATCHUK

Defense

HT/WT: 6-0, 197
 Shoots: Left
 Born: 9/10/1977
 Birthplace: Buffalo, NY
 Acquired: Signed as a free agent,
 August 14, 2001



Career Milestones

First NHL Game: 12/16/98 vs Pittsburgh
First NHL Goal/Point: 1/14/99 at Carolina (A) (vs NYI)
Most Goals, Game: 1 - 1/14/99 at Carolina
Most Assists, Game: 1 - 1/20/99 at NY Islanders
Most Points, Game: 1 - 1/14/99 at Carolina (1g); 1/20/99 at NY Islanders (1a)

Career Highlights

2000-01: Played in eight games with Florida going scoreless and minus-1...Played 64 games with Louisville (AHL) recording 18 points (5+13) and 85 penalty minutes...Ranked first among team defensemen in goals and second among defensemen in assists and points...Led Louisville defensemen with 119 shots on goal which ranked fourth on the team overall...Scored one power play goal and one game-winning goal...**Career:** Tied for second among Louisville defensemen with 28 points (9+17) in 76 games in **1999-2000**...Recorded three points (1+2) in four playoff games, leading all Louisville defensemen in goals and points...Recorded two points (1+1) in 24 games with Florida in **1998-99**...Collected 27 points (7+20) in 53 games with New Haven (AHL)...Made NHL debut Dec. 16 vs. the Penguins...Scored first NHL goal Jan. 14 at Carolina...Notched first NHL assist Jan. 20 at the Islanders...In 60 games with Hull (AMJHL) in **1997-98** ranked fifth on the team with 54 points (23+31)...Ranked eighth in scoring at Bowling Green (CCHA) in **1996-97**, with 21 points (9+12) in 35 games.

CAREER TRANSACTIONS: Drafted by Colorado in the first round (25th overall) of the 1996 Entry Draft...Signed as a free agent by Florida, June 15, 1998

Scoring vs. NHL

TEAM	GP	G	A	PTS	PIM
Anaheim	1	0	0	0	0
Atlanta	1	0	0	0	0
Boston	1	0	0	0	2
Buffalo	3	0	0	0	2
Calgary	1	0	0	0	2
Carolina	1	1	0	1	0
Chicago	-	-	-	-	-
Colorado	2	0	0	0	0
Columbus	-	-	-	-	-
Dallas	2	0	0	0	0
Detroit	-	-	-	-	-
Edmonton	1	0	0	0	0
Florida	-	-	-	-	-
Los Angeles	1	0	0	0	0
Minnesota	-	-	-	-	-
Montreal	1	0	0	0	0
Nashville	-	-	-	-	-
New Jersey	-	-	-	-	-
NY Islanders	3	0	1	1	0
NY Rangers	2	0	0	0	0
Ottawa	1	0	0	0	0
Philadelphia	-	-	-	-	-
Phoenix	-	-	-	-	-
Pittsburgh	2	0	0	0	0
San Jose	1	0	0	0	0
St. Louis	-	-	-	-	-
Tampa Bay	1	0	0	0	2
Toronto	3	0	0	0	0
Vancouver	1	0	0	0	0
Washington	3	0	0	0	2
TOTALS	32	1	1	2	10

Career Statistics

Year	Club	League	Regular Season										Playoffs					
			GP	G	A	PTS	PIM	+	-	PP	SH	GW	S	GP	G	A	PTS	PIM
1994-95	Lawrence Prep	PHS	31	8	15	23	18	--	--	--	--	--	--	--	--	--	--	--
1995-96	Shattuck	USHS	35	22	28	50	24	--	--	--	--	--	--	--	--	--	--	--
1996-97	Bowling Green	CCHA	35	9	12	21	14	--	--	--	--	--	--	--	--	--	--	--
1997-98	Hull	QMJHL	60	23	31	54	34	--	--	--	--	--	11	3	6	9	8	
1998-99	Florida	NHL	24	1	1	2	10	-1	0	0	0	34	--	--	--	--	--	--
	New Haven	AHL	37	12	14	26	47	--	--	--	--	--	--	--	--	--	--	--
1999-00	Louisville	AHL	76	9	17	26	64	--	--	--	--	--	4	1	2	3	0	0
2000-01	Louisville	AHL	64	5	13	18	85	--	--	--	--	--	--	--	--	--	--	--
	Florida	NHL	8	0	0	0	0	--	0	0	0	11	--	--	--	--	--	--
NHL TOTALS			32	1	1	2	10	--	0	0	0	45	--	--	--	--	--	--



MICHAL ROZSIVAL

28 - Defense


HT/WHT: 6-1, 208

Shoots: Right

Born: 9/3/1978

Birthplace: Vlasim, Czech Republic

Acquired: Drafted by Pittsburgh in the fourth round (105th overall) of 1996 Entry Draft



Career Milestones

Milestones Achieved: 100th game (12/15/00 vs. Florida)
First NHL Game: 10/1/99 at Dallas
First NHL Point: 10/8/99 as assist vs Colorado
First NHL Goal: 12/15/99 at Carolina (Anurs Irbe)
Most Goals, Game: 1 - five times - last - 12/10/00 at Detroit
Most Assists, Game: 1 - 21 times - last - 12/13/00 vs. Toronto
Most Points, Game: 2 - 1/7/00 vs Toronto (1g,1a)
Most Penalty Minutes, Game: 7 - 12/15/00 vs. Florida

Career Highlights

2000-01: Played in 30 games with the Penguins, recording five points (1+4) and 26 penalty minutes...Posted a point in back-to-back games Dec. 10 at Detroit (1+0) and Dec. 13 vs. Toronto (0+1)...Was assigned to Wilkes-Barre/Scranton on Dec. 28 and spent the remainder of the season there...Missed nine games due to an injured shoulder and eight with a knee injury in Wilkes-Barre...Had a four-game point streak from Mar. 6-11, recording five points (2+3)... **PLAYOFFS:** ranked second on the team and third in the league with 22 points (3+19) in 21 games...His 19 assists led the league...Had a point in 15 of 21 games... **Career:** Ranked second among Penguins' defensemen in points (21), tied for second in goals (4), third in assists (17) and third in plus/minus (+11) in **1999-2000**...Ranked fourth on the team in hits with 124, which ranked him eighth among NHL rookies...Ranked third among all rookie defensemen in assists, trailing only Brian Rafalski of New Jersey (27) and Brad Stuart of San Jose (26)...Was tied for third in points among defensemen with Kim Johnsson of the Rangers, trailing Stuart (36) and Rafalski (32)...Set a career-high with two points (1+1), including the game-winning goal Jan. 7 vs Toronto...Tallied 25 points (3+22) and 72 penalty minutes in 49 games with Syracuse (AHL) in **1998-99** to rank fourth among defensemen in points...Missed most of the season with a knee injury...Finished third in scoring on Swift Current (WHL) in **1997-98** with 69 points in 71 games...Named to the WHL East First All-Star Team...Was third among Swift Current defensemen with 39 points (8+31) in 63 games in **1996-97**

Scoring vs. NHL

TEAM	GP	G	A	PTS	PIM
Anaheim	2	0	0	0	0
Atlanta	2	1	0	1	2
Boston	5	0	2	2	4
Buffalo	6	0	3	3	2
Calgary	2	0	0	0	0
Carolina	5	1	2	3	6
Chicago	2	0	0	0	0
Colorado	3	0	2	2	0
Columbus	1	0	1	1	0
Dallas	2	0	0	0	5
Detroit	3	1	0	1	6
Edmonton	3	0	0	0	0
Florida	6	0	3	3	15
Los Angeles	2	0	1	1	0
Minnesota	-	-	-	-	-
Montreal	5	0	0	0	2
Nashville	4	0	0	0	0
New Jersey	6	0	1	1	2
NY Islanders	5	1	1	2	8
NY Rangers	6	0	2	2	2
Ottawa	7	0	0	0	2
Philadelphia	4	0	0	0	4
Phoenix	2	0	0	0	2
San Jose	3	0	0	0	2
St Louis	2	0	0	0	4
Tampa Bay	6	0	1	1	4
Toronto	6	1	2	3	2
Vancouver	2	0	0	0	0
Washington	3	0	0	0	0
TOTALS	105	5	21	26	74

Career Statistics

Year	Club	League	Regular Season											Playoffs					
			GP	G	A	PTS	PIM	+/-	PP	SH	GW	S	GP	G	A	PTS	PIM		
1994-95	Jihlava	Czech Jr.	31	8	13	21	--	--	--	--	--	--	--	--	--	--	--	--	--
1995-96	Jihlava	Czech Jr.	36	3	4	7	--	--	--	--	--	--	--	--	--	--	--	--	--
	Czech 78	Euro Jr.	5	0	1	1	10	--	--	--	--	--	--	--	--	--	--	--	--
1996-97	Swift Current	WHL	63	8	31	39	80	--	--	--	--	--	--	--	--	--	--	--	--
1997-98	Swift Current	WHL	71	14	55	69	122	--	--	--	--	--	--	--	--	--	--	--	--
1998-99	Syracuse	AHL	49	3	22	25	72	--	--	--	--	--	--	--	--	--	--	--	--
1999-00	PITTSBURGH	NHL	75	4	17	21	48	11	1	0	1	73	2	0	0	0	0	4	
2000-01	PITTSBURGH	NHL	30	1	4	5	26	3	0	0	0	17	--	--	--	--	--	--	--
	Wilkes-Barre	AHL	29	8	8	16	32	4	2	1	2	57	21	3	19	22	23		
	NHL/PGH TOTALS		105	5	21	26	74	14	1	0	1	90	2	0	0	0	4		



BILLY TIBBETTS

12 - Right Wing


HT/WGT: 6-0, 206

Shooter: Right

Born: 10/14/1974

Birthplace: Boston, MA

Acquired: Signed as a free agent,
April 10, 2000



Career Milestones

Milestones Within Reach (Current Total):	100 th game (29)
First NHL Game:	12/6/00 vs. Boston
First NHL Goal/Point:	2/16/01 at New Jersey (Martin Brodeur)
Most Goals, Game:	1 - 2/16/01 at New Jersey
Most Assists, Game:	1 - 3/16/01 at Florida; 3/27/01 vs. Buffalo
Most Points, Game:	1 - three times - last - 3/27/01 vs. Buffalo (1a)
Most Penalty Minutes, Game:	27 - 1/27/01 vs. Atlanta

Career Highlights

2000-01: Began the season with Wilkes-Barre/Scranton... Was recalled Dec. 6 and played in his first career game that night vs. Boston... Was reassigned to Wilkes-Barre/Scranton Dec. 7... Was recalled on Jan. 15 and stayed with the Penguins the rest of the regular season... Played in 29 games, recording three points (1+2) and 79 penalty minutes... Scored his first career goal Feb. 16 at New Jersey... Missed five games due to NHL Suspension - four (Jan. 30-Feb. 10) for attempt to injure and one (Feb. 21) for a kneeing major Feb. 19 vs. Colorado... With Wilkes-Barre/Scranton, recorded 38 points (14+24) and 185 penalty minutes in 38 games... Ranked second on the team in points, third in goals, first in game-winning goals (5) and first in penalty minutes at the time of his recall Jan. 15... **PLAYOFFS:** Was assigned to Wilkes-Barre/Scranton Apr. 20 and recorded 10 points (4+6) in 12 games... Ranked eighth on the team in scoring... Scored a goal in back-to-back games Apr. 21 and 23 vs. Philadelphia in Games One and Two of the Western Conference Semifinals... **Career:** Did not play from **1996-2000**... Spent the **1995-96** season with Johnstown (ECHL), recording 68 points (37+31) in 58 games... Played in two games in **1994-95** with Birmingham (ECHL), recording one assist and 18 penalty minutes... Began the **1993-94** season with Sioux City in the United States Hockey League.

Scoring vs. NHL

TEAM	GP	G	A	PTS	PIM
Anaheim	1	0	0	0	0
Atlanta	2	0	0	0	27
Boston	2	0	0	0	4
Buffalo	1	0	1	1	0
Calgary	-	-	-	-	-
Carolina	2	0	0	0	2
Chicago	2	0	0	0	0
Colorado	1	0	0	0	20
Columbus	1	0	0	0	0
Dallas	1	0	0	0	0
Detroit	-	-	-	-	-
Edmonton	-	-	-	-	-
Florida	1	0	1	1	5
Los Angeles	-	-	-	-	-
Minnesota	1	0	0	0	2
Montreal	1	0	0	0	0
Nashville	-	-	-	-	-
New Jersey	2	1	0	1	0
NY Islanders	2	0	0	0	9
NY Rangers	2	0	0	0	0
Ottawa	-	-	-	-	-
Philadelphia	1	0	0	0	5
Phoenix	1	0	0	0	0
San Jose	-	-	-	-	-
St. Louis	1	0	0	0	5
Tampa Bay	2	0	0	0	0
Toronto	-	-	-	-	-
Vancouver	-	-	-	-	-
Washington	2	0	0	0	0
TOTALS	29	1	2	3	79

Career Statistics

Year	Club	League	Regular Season										Playoffs					
			GP	G	A	PTS	PIM	+/-	PP	SH	GW	S	GP	G	A	PTS	PIM	
1993-94	Tri-City	UHL	9	0	2	2	39	--	--	--	--	--	--	--	--	--	--	--
1994-95	Birmingham	ECHL	2	0	1	1	18	--	--	--	--	--	--	--	--	--	--	--
1995-96	Johnstown	ECHL	58	37	31	68	300	--	--	--	--	--	--	--	--	--	--	--
2000-01	Wilkes-Barre	AHL	38	14	24	38	185	-6	3	1	5	133	12	4	6	10	55	
	PITTSBURGH	NHL	29	1	2	3	79	-2	0	0	0	16	--	--	--	--	--	
	PGH/NHL TOTALS		29	1	2	3	79	-2	0	0	0	16	--	--	--	--	--	



SEBASTIEN CARON

Goaltender


HT/WT: 6-1, 167

Catches: Left

Born: 6/25/1980

Birthplace: Amqui, Quebec

Acquired: Pittsburgh's third round choice (86th overall) in 1999 Entry Draft



Career Highlights

2000-01: Posted a 12-14-3 record with a 3.54 goals against average in 30 games with Wilkes-Barre/Scranton...Led the team and tied for second in the league with four shutouts...Was unbeaten (7-0-1) in eight starts from Oct. 22-Nov. 26...Named Itech AHL Goaltender of the Month for December...**Career:** Led the QMJHL with 38 wins with Rimouski in 1999-2000...Set a club record for regular season wins...Went 12-2 in 14 playoff games as Rimouski won the Memorial Cup...Won Hap Emms Memorial Trophy as the Memorial Cups top goaltender and was named to the Memorial Cup All-Star Team...Led Rimouski with a 3.25 goals against average in 1998-99 in 30 games.

Career Statistics

Year	Club	League	Regular Season							Playoffs				
			GP	W-L-T	MP	GA	SO	GAA	GP	W-L	MP	GA	SO	GAA
1998-99	Rimouski	QMJHL	30	---	1570	85	0	3.25	--	--	--	--	--	--
1999-2000	Rimouski	QMJHL	54	39-11-3	3040	179	1	3.53	14	12-2	552	50	0	3.62
2000-01	Wilkes-Barre	AHL	30	12-14-3	1746	103	4	3.54	--	--	--	--	--	--

ROSS LUPASCHUK

Defense

HT/WT: 6-1, 217

Shoots: Right

Born: 1/21/1981

Birthplace: Edmonton, Alberta

Acquired: Acquired by Pittsburgh with Kris Beech, Michal Sivek and future considerations from Washington for Jaromir Jagr and Frantisek Kucera, July 11, 2001



Career Highlights

2000-01: Led Red Deer (WHL) defensemen and ranked fifth on the team with 65 points (28+37) in 65 games...Ranked fifth in the WHL in defensemen scoring...Tied for second on the team with 15 power play goals...Collected 15 points (5+10) in 22 playoff games as Red Deer won the Memorial Cup...**Career:** Ranked third on Red Deer in scoring in 1999-2000 with 56 points (21+35) in 68 games...Began the season with Prince Albert, picking up 16 points in 22 games...In 1998-99 with Prince Albert ranked third on the team with 127 penalty minutes...Drafted by Washington in the second round (34th overall) of the 1999 Entry Draft...Played in 67 games with Prince Albert in 1997-98 and ranked third on the team with 170 penalty minutes.

Career Statistics

Year	Club	League	Regular Season													Playoffs				
			GP	G	A	PTS	PM	+	-	PP	SH	GW	S	GP	G	A	PTS	PM		
1996-97	Lethbridge	WHL	3	1	0	1	0	--	--	--	--	--	--	--	--	--	--	--		
1997-98	Prince Albert	WHL	67	6	12	18	170	--	--	--	--	--	--	--	--	--	--	--		
1998-99	Prince Albert	WHL	67	8	20	28	127	--	--	--	--	--	14	4	9	13	16			
1999-00	Prince Albert	WHL	22	8	8	16	42	--	--	--	--	--	--	--	--	--	--			
	Red Deer	WHL	46	13	27	40	116	--	--	--	--	--	4	0	1	1	10			
2000-01	Red Deer	WHL	65	28	37	65	135	--	--	--	--	--	--	--	--	--	--			



ERIC MELOCHE

Right Wing


HT/WT: 5-10, 195

Shoots: Right

Born: 5/1/1976

Birthplace: Montreal, Quebec

Acquired: Pittsburgh's seventh round choice (186th overall) in 1996 Entry Draft



Career Highlights

2000-01: Ranked sixth on Wilkes-Barre/Scranton with 40 points (20+20) in 79 games...Ranked fourth on the team in goals...Ranked fourth on the team with 16 points (6+10) in 21 playoff games...Finished second among rookies in playoff points, fourth in goals, first in assists and tied for first in power play goals (4)...**Career:** Led Ohio State (CCHA) with 20 goals in **1999-2000** as a senior...Ranked second on the team in points (31) and led the team with 138 penalty minutes...In **1998-99** ranked third on Ohio State in points (27), second in goals (11), fourth in assists (16) and third in penalty minutes (87)...Ranked sixth in the CCHA in scoring in **1997-98** with 48 points (26+22) in 42 games...Ohio State advanced to the Frozen Four of the NCAA Tournament...Ranked sixth on Ohio State with 23 points (12+11) as a freshman in **1996-97**.

Career Statistics

Year	Club	League	Regular Season											Playoffs					
			GP	G	A	PTS	PIM	+/-	PP	SH	GW	S	GP	G	A	PTS	PIM		
1995-96	Cornwall	Tier II	64	68	53	121	162	--	--	--	--	--	--	--	--	--	--	--	--
1996-97	Ohio State	CCHA	39	12	11	23	78	--	--	--	--	--	--	--	--	--	--	--	--
1997-98	Ohio State	CCHA	42	26	22	48	86	--	--	--	--	--	--	--	--	--	--	--	--
1998-99	Ohio State	CCHA	35	11	16	27	87	--	--	--	--	--	--	--	--	--	--	--	--
1999-00	Ohio State	CCHA	35	20	11	31	136	--	--	--	--	--	--	--	--	--	--	--	--
2000-01	Wilkes-Barre	AHL	79	20	20	40	72	-9	4	0	4	149	21	6	10	16	17		

BROOKS ORPIK

Defense

HT/WT: 6-2, 222

Shoots: Left

Born: 9/26/1980

Birthplace: San Francisco, CA

Acquired: Pittsburgh's first round choice (18th overall) in 2000 Entry Draft



Career Highlights

2000-01: Recorded 20 assists in 40 games with Boston College (HE)...Led the team with 124 penalty minutes...Ranked sixth on the team in assists...Helped lead the Eagles to the NCAA Championship...**Career:** Led Boston College with 102 penalty minutes in **1999-2000**...Collected 10 points (1+9) in 38 games...Led Boston College with 96 penalty minutes in **1998-99**...Had 11 points (1+10) as a freshman.

Career Statistics

Year	Club	League	Regular Season											Playoffs					
			GP	G	A	PTS	PIM	+/-	PP	SH	GW	S	GP	G	A	PTS	PIM		
1998-99	Boston College	HE	41	1	10	11	96	--	--	--	--	--	--	--	--	--	--	--	--
1999-00	Boston College	HE	38	1	9	10	104	--	--	--	--	--	--	--	--	--	--	--	--
2000-01	Boston College	HE	40	0	20	20	124	--	--	--	--	--	--	--	--	--	--	--	--



MICHAL SIVEK

Center

HT/WT: 6-3, 210

Shoots: Left

Born: 1/21/1981

Birthplace: Nachod, Czech Republic

Acquired: By Pittsburgh with Kris Beech, Ross Lupaschuk and future considerations from Washington for Jaromir Jagr and Frantisek Kucera, July 11, 2001



Career Highlights

2000-01: Ranked 12th on Sparta Praha (Czech.) with 13 points (6+7) in 32 games... Tied for seventh on the team with six points (4+2) in 13 playoff games... Tied for third on the team in playoff goals... **Career:** Played with Prince Albert (WHL) in 1999-2000 and ranked fourth on the team with 60 points... Played with Kladno in the Czech League in 1998-99... Drafted by Washington in the second round (29th overall) in the 1999 Entry Draft... Scored 13 goals in 31 games with the Sparta Praha Junior team in 1997-98.

Career Statistics

Year	Club	League	Regular Season											Playoffs				
			GP	G	A	PTS	PM	+/-	PP	SH	GW	S	GP	G	A	PTS	PIM	
1997-98	Sparta Praha	Czech	25	1	1	2	10	--	--	--	--	--	--	--	--	--	--	--
1998-99	Sparta Praha	Czech	1	1	0	1	2	--	--	--	--	--	--	--	--	--	--	--
	Kladno	Czech	34	3	8	11	24	--	--	--	--	--	--	--	--	--	--	--
1999-00	Prince Albert	WHL	53	23	37	60	65	--	--	--	--	--	6	1	4	5	10	
2000-01	Sparta Praha	Czech	32	6	7	13	28	--	--	--	--	--	13	4	2	6	8	

ROBBIE TALLAS

Goaltender

HT/WT: 5-11, 185

Catches: Left

Born: 3/20/1973

Birthplace: Edmonton, Alberta

Acquired: Signed as a free agent, August 14, 2001



Career Statistics

Year	Club	League	Regular Season										Playoffs				
			GP	W-L-T	MP	GA	SO	GAA	GP	W-L	MP	GA	SO	GAA			
1990-91	Penticton	BCJHL	37	--	--	2055	196	0	5.72	--	--	--	--	--	--		
1991-92	Seattle	WHL	14	4-7-0	708	52	0	4.41	--	--	--	--	--	--			
	South Surrey	BCJHL	19	6-12-0	1043	112	1	6.44	--	--	--	--	--	--			
1992-93	Seattle	WHL	58	24-23-3	3151	194	2	3.69	5	1-4	333	18	0	3.24			
1993-94	Seattle	WHL	51	23-21-3	2849	188	0	3.95	9	5-4	567	40	0	4.23			
1994-95	Charlotte	ECHL	36	21-9-3	2011	114	0	3.40	--	--	--	--	--	--			
	Providence	AHL	2	1-0-0	82	4	1	2.90	--	--	--	--	--	--			
1995-96	Boston	NHL	1	1-0-0	60	3	0	3.00	--	--	--	--	--	--			
	Providence	AHL	37	12-16-7	2136	117	1	3.29	2	0-2	135	9	0	4.01			
1996-97	Boston	NHL	28	8-12-1	1244	69	1	3.33	--	--	--	--	--	--			
	Providence	AHL	24	9-14-1	1424	83	0	3.50	--	--	--	--	--	--			
1997-98	Boston	NHL	14	6-3-3	788	24	1	1.83	--	--	--	--	--	--			
	Providence	AHL	10	1-8-1	575	39	0	4.07	--	--	--	--	--	--			
1998-99	Boston	NHL	17	7-7-2	987	43	1	2.61	--	--	--	--	--	--			
1999-00	Boston	NHL	27	4-13-4	1363	72	0	3.17	--	--	--	--	--	--			
2000-01	Chicago	IHL	3	0-1-0	87	6	0	4.13	--	--	--	--	--	--			
	Norfolk	AHL	6	2-2-2	333	12	0	2.16	--	--	--	--	--	--			
	Chicago	NHL	12	2-7-0	627	35	0	3.35	--	--	--	--	--	--			
NHL TOTALS			99	28-42-10	5069	246	3	2.90	--	--	--	--	--	--			



Future Penguins



JAN FADRNY - Center

HT/WT: 5-11, 195
 Shooter: Right
 Born: 6/14/1980
 Birthplace: Brno, Czech Republic
 Acquired: Drafted by Pittsburgh in the sixth round (169th overall) of 1998 Entry Draft

Year	Club	League	Regular Season										Playoffs					
			GP	G	A	PTS	PIM	+/−	PP	SH	GW	S	GP	G	A	PTS	PIM	
1997-98	Slavia Jr	Czech Jr	14	7	4	11	12	--	--	--	--	--	--	--	--	--	--	--
	Slavia	Czech	18	1	1	2	2	--	--	--	--	--	--	--	--	--	--	--
1998-99	Brandon	WHL	45	4	17	21	36	--	--	--	--	--	--	--	--	--	--	--
1999-00	Brandon	WHL	55	26	25	51	56	--	--	--	--	--	--	--	--	--	--	--
2000-01	Brandon	WHL	2	1	1	2	6	--	--	--	--	--	--	--	--	--	--	--
	Kelowna	WHL	55	32	45	77	58	--	--	--	--	6	3	4	7	8		



DYLAN GYORI - Center

HT/WT: 5-11, 197
 Shooter: Left
 Born: 2/20/1979
 Birthplace: Rimbey, Alberta
 Acquired: Signed as a free agent, August 19, 1999

Year	Club	League	Regular Season										Playoffs					
			GP	G	A	PTS	PIM	+/−	PP	SH	GW	S	GP	G	A	PTS	PIM	
1994-95	Tri-City	WHL	3	0	0	0	0	--	--	--	--	--	--	--	--	--	--	--
1995-96	Tri-City	WHL	50	12	13	25	26	--	--	--	--	--	--	--	--	--	--	--
1996-97	Tri-City	WHL	72	29	27	66	85	--	--	--	--	--	--	--	--	--	--	--
1997-98	Tri-City	WHL	72	33	54	87	61	--	--	--	--	--	--	--	--	--	--	--
1998-99	Tri-City	WHL	69	53	65	118	112	--	--	--	--	--	--	--	--	--	--	--
1999-00	Wilkes-Barre	AHL	36	2	2	4	23	-15	0	0	0	43	--	--	--	--	--	--
2000-01	Wilkes-Barre	AHL	70	5	15	20	86	6	2	0	0	67	18	1	3	4	24	



DAVID KOCI - Defenseman

HT/WT: 6-6, 225
 Shooter: Left
 Born: 5/12/1981
 Birthplace: Prague, Czech Republic
 Acquired: Drafted by Pittsburgh in the fifth round (146th overall) of 2000 Entry Draft

Year	Club	League	Regular Season										Playoffs					
			GP	G	A	PTS	PIM	+/−	PP	SH	GW	S	GP	G	A	PTS	PIM	
1999-00	Sparta Praha Jr	Czech Jr	47	0	7	7	124	--	--	--	--	--	--	--	--	--	--	--
2000-01	Prince George	WHL	70	2	7	9	153	--	--	--	--	6	0	0	0	20		



TOM KOSTOPOULOS - Right Wing

HT/WT: 6-0, 200
 Shooter: Right
 Born: 1/24/1979
 Birthplace: Mississauga, Ontario
 Acquired: Drafted by Pittsburgh in the seventh round (204th overall) of 1999 Entry Draft

Year	Club	League	Regular Season										Playoffs					
			GP	G	A	PTS	PIM	+/−	PP	SH	GW	S	GP	G	A	PTS	PIM	
1998-99	London	OHL	66	27	60	87	114	--	--	--	--	--	--	--	--	--	--	--
1999-00	Wilkes-Barre	AHL	70	26	32	58	121	-15	6	2	2	177	--	--	--	--	--	--
2000-01	Wilkes-Barre	AHL	80	16	36	52	120	6	5	1	0	214	21	3	9	12	6	



Future Penguins



JASON MacDonald - Right Wing

HT/WGT: 5-11, 205

Shoots: Right

Born: 4/1/1974

Birthplace: Charlottetown, Prince Edward Island

Acquired: Signed as a free agent, Sept. 20, 2000

Year	Club	League	Regular Season											Playoffs			
			GP	G	A	PTS	PIM	+	-	PP	SH	GW	S	GP	G	A	PTS
1990-91	North Bay	OHL	57	12	15	27	126	--	--	--	--	--	10	3	3	6	15
1991-92	North Bay	OHL	17	5	8	13	50	--	--	--	--	--	--	--	--	--	--
	Owen Sound	OHL	42	17	19	36	129	--	--	--	--	--	5	0	2	2	8
1992-93	Owen Sound	OHL	56	46	43	89	197	--	--	--	--	--	8	6	5	11	28
1993-94	Owen Sound	OHL	66	55	61	116	177	--	--	--	--	--	9	7	11	18	36
	Adirondack	AHL	--	--	--	--	--	--	--	--	--	1	0	0	0	0	
1994-95	Adirondack	AHL	68	14	21	35	238	--	--	--	--	--	4	0	0	0	2
1995-96	Toledo	ECHL	9	5	5	10	26	--	--	--	--	--	9	3	1	4	39
	Adirondack	AHL	43	9	13	22	99	--	--	--	--	--	--	--	--	--	--
1996-97	Adirondack	AHL	1	0	0	0	2	--	--	--	--	--	--	--	--	--	--
	Fredericton	AHL	63	22	25	47	189	--	--	--	--	--	--	--	--	--	--
1997-98	Canadian Nat	AHL	51	15	20	35	133	--	--	--	--	--	--	--	--	--	--
	Saint John	AHL	6	2	0	2	27	--	--	--	--	--	11	1	3	4	17
1998-99	Manitoba	IHL	82	25	27	52	283	--	--	--	--	--	5	2	2	4	13
1999-00	Manitoba	IHL	30	5	10	15	77	--	--	--	--	--	--	--	--	--	--
	Orlando	IHL	29	7	7	14	113	--	--	--	--	--	4	0	0	0	19
2000-01	Wilkes-Barre	AHL	74	17	16	33	290	--	--	--	--	--	17	1	3	4	66



ALEXANDRE MATHIEU - Center

HT/WGT: 6-2, 187

Shoots: Left

Born: 2/12/1979

Birthplace: Repentigny, Quebec

Acquired: Drafted by Pittsburgh in the fourth round (97th overall) of 1997 Entry Draft

Year	Club	League	Regular Season											Playoffs				
			GP	G	A	PTS	PIM	+	-	PP	SH	GW	S	GP	G	A	PTS	PIM
1995-96	Laval	QMJHL	44	6	24	30	24	--	--	--	--	--	--	--	--	--	--	--
1996-97	Halifax	QMJHL	70	12	22	34	16	--	--	--	--	--	--	--	--	--	--	--
1997-98	Halifax	QMJHL	66	35	41	76	52	--	--	--	--	--	--	--	--	--	--	--
1998-99	Halifax	QMJHL	69	21	27	48	90	--	--	--	--	--	--	--	--	--	--	--
1999-00	Wilkes-Barre	AHL	52	4	4	8	18	-15	0	0	0	34	--	--	--	--	--	
2000-01	Wilkes-Barre	AHL	77	11	17	28	32	17	0	0	4	55	16	4	2	6	14	



MARK MOORE - Defense

HT/WGT: 6-2, 216

Shoots: Right

Born: 2/18/1977

Birthplace: Windsor, Ontario

Acquired: Drafted by Pittsburgh in the seventh round (179th overall) of 1997 Entry Draft

Year	Club	League	Regular Season											Playoffs				
			GP	G	A	PTS	PIM	+	-	PP	SH	GW	S	GP	G	A	PTS	PIM
1996-97	Harvard	ECAC	22	5	2	7	16	--	--	--	--	--	--	--	--	--	--	--
1997-98	Harvard	ECAC	32	1	3	4	90	--	--	--	--	--	--	--	--	--	--	--
1998-99	Harvard	ECAC	31	1	2	3	82	--	--	--	--	--	--	--	--	--	--	--
1999-00	Harvard	ECAC	28	0	2	2	48	--	--	--	--	--	--	--	--	--	--	--
2000-01	Wheeling	ECHL	20	0	2	2	19	--	--	--	--	--	--	--	--	--	--	--
	Charlotte	ECHL	7	0	0	0	4	--	--	--	--	--	--	--	--	--	--	--
	Wilkes-Barre	AHL	11	0	0	0	2	1	0	0	0	1	3	0	0	0	0	



Future Penguins



STEVE PARSONS - Left Wing

HT/WT: 6-4, 231
 Shoots: Left
 Born: 3/12/1975
 Birthplace: Vancouver, British Columbia
 Acquired: Signed as a free agent, July 30, 2001

Year	Club	League	Regular Season											Playoffs				
			GP	G	A	PTS	PIM	+/-	PP	SH	GW	S	GP	G	A	PTS	PIM	
1992-93	Kamloops	WHL	1	0	0	0	0	--	--	--	--	--	--	--	--	--	--	
1994-95	Laval	QMJHL	27	0	1	1	176	--	--	--	--	--	14	0	0	0	52	
1995-96	Nanaimo	BCJHL	48	18	36	54	275	--	--	--	--	--	--	--	--	--	--	
1996-97	Reno	WCHL	7	0	1	1	27	--	--	--	--	--	--	--	--	--	--	
	Bakersfield	WCHL	5	0	1	1	38	--	--	--	--	--	--	--	--	--	--	
1998-99	Concordia	ACAC	25	6	20	26	178	--	--	--	--	--	--	--	--	--	--	
1999-00	Milwaukee	IHL	2	0	1	1	2	--	--	--	--	--	--	--	--	--	--	
	Madison	UHL	39	3	6	9	241	--	--	--	--	--	--	--	--	--	--	
	FtWayne	UHL	17	0	3	3	108	--	--	--	--	--	11	0	0	0	29	
2000-01	Wheeling	ECHL	19	5	4	9	178	--	--	--	--	--	--	--	--	--	--	
	Wilkes-Barre	AHL	4	0	0	0	12	--	--	--	--	--	--	--	--	--	--	
	Hershey	AHL	30	1	0	1	98	--	--	--	--	--	1	0	0	0	0	



DARCY ROBINSON - Defenseman

HT/WT: 6-3, 221
 Shoots: Right
 Born: 5/3/1981
 Birthplace: Kamloops, British Columbia
 Acquired: Drafted by Pittsburgh in the eighth round (233rd overall) of 1999 Entry Draft

Year	Club	League	Regular Season											Playoffs				
			GP	G	A	PTS	PIM	+/-	PP	SH	GW	S	GP	G	A	PTS	PIM	
1997-98	Saskatoon	WHL	62	1	2	3	84	--	--	--	--	--	--	--	--	--	--	
1998-99	Saskatoon	WHL	48	3	6	9	86	--	--	--	--	--	--	--	--	--	--	
1999-00	Saskatoon	WHL	59	5	9	14	91	10	--	--	--	--	10	1	3	4	13	
2000-01	Saskatoon	WHL	41	2	6	8	80	--	--	--	--	--	--	--	--	--	--	
	Red Deer	WHL	30	1	5	6	70	--	--	--	--	--	20	1	1	2	20	



ROBERT SCUDERI - Defenseman

HT/WT: 6-0, 218
 Shoots: Left
 Born: 12/30/1978
 Birthplace: Syosset, NY
 Acquired: Drafted by Pittsburgh in the fifth round (134th overall) of 1998 Entry Draft

Year	Club	League	Regular Season											Playoffs				
			GP	G	A	PTS	PIM	+/-	PP	SH	GW	S	GP	G	A	PTS	PIM	
1996-97	NYAppleCore Jr.B		80	42	70	112	52	--	--	--	--	--	--	--	--	--	--	
1997-98	Boston College HE		34	0	19	19	10	--	--	--	--	--	--	--	--	--	--	
1998-99	Boston College HE		38	2	8	10	16	--	--	--	--	--	--	--	--	--	--	
1999-00	Boston College HE		42	1	12	13	22	E	--	--	--	--	--	--	--	--	--	
2000-01	Boston College HE		43	4	19	23	42	--	--	--	--	--	--	--	--	--	--	



Future Penguins



MARTIN SONNENBERG - Left Wing

HT/Wt: 6-0, 197
 Shoots: Left
 Born: 1/23/1978
 Birthplace: Wetaskiwin, Alberta
 Acquired: Signed as a free agent, Oct. 9, 1998

Year	Club	League	Regular Season										Playoffs				
			GP	G	A	PTS	PIM	+	-	PP	SH	GW	S	GP	G	A	PTS
1995-96	Saskatoon	WHL	58	8	7	15	24	--	--	--	--	--	3	0	0	0	2
1996-97	Saskatoon	WHL	72	38	26	64	79	--	--	--	--	--	--	--	--	--	--
1997-98	Saskatoon	WHL	72	40	52	92	87	--	--	--	--	--	6	1	3	4	9
1998-99	Syracuse	AHL	35	14	9	23	31	-22	10	0	1	78	--	--	--	--	--
	PITTSBURGH	NHL	44	1	1	2	19	-2	0	0	0	12	7	0	0	0	0
1999-00	Wilkes-Barre	AHL	62	20	33	53	109	E	3	2	2	229	--	--	--	--	--
	PITTSBURGH	NHL	14	1	2	3	0	E	1	0	0	19	--	--	--	--	--
2000-01	Wilkes-Barre	AHL	73	14	18	32	89	1	2	0	3	153	21	4	3	7	6
PGHNHL TOTALS			58	2	3	5	19	-2	1	0	0	31	7	0	0	0	0



DARCY VEROT - Left Wing

HT/Wt: 6-0, 202
 Shoots: Left
 Born: 7/13/1976
 Birthplace: Radville, Saskatchewan
 Acquired: Signed as a free agent, July 28, 2000

Year	Club	League	Regular Season										Playoffs				
			GP	G	A	PTS	PIM	+	-	PP	SH	GW	S	GP	G	A	PTS
1997-98	Lake Charles	WPHL	68	11	26	37	269	--	--	--	--	--	4	0	1	1	25
1998-99	Lake Charles	WPHL	68	17	23	40	236	--	--	--	--	--	9	2	4	6	53
1999-00	Wheeling	ECHL	44	7	12	19	240	--	--	--	--	--	--	--	--	--	--
	Wilkes-Barre	AHL	23	5	5	10	96	1	0	0	1	26	--	--	--	--	--
2000-01	Wilkes-Barre	AHL	78	10	15	25	347	-7	0	0	0	90	21	2	3	5	40



ALEXANDER ZEVAKHIN - Left Wing

HT/Wt: 5-11, 208
 Shoots: Left
 Born: 6/4/1980
 Birthplace: Perm, Russia
 Acquired: Drafted by Pittsburgh in the second round (54th overall) of 1998 Entry Draft

Year	Club	League	Regular Season										Playoffs					
			GP	G	A	PTS	PIM	+	-	PP	SH	GW	S	GP	G	A	PTS	PIM
1996-97	CSKA2	Russia Jr	30	15	18	33	10	--	--	--	--	--	--	--	--	--	--	--
	CSKA-Moscow	Russia	29	7	3	10	10	--	--	--	--	--	--	--	--	--	--	--
1997-98	CSKA2	Russia Jr	32	13	14	27	20	--	--	--	--	--	--	--	--	--	--	--
	CSKA-Moscow	Russia	10	1	0	1	0	--	--	--	--	--	--	--	--	--	--	--
1998-99	CSKA-Moscow	Russia	42	7	4	11	16	--	--	--	--	--	--	--	--	--	--	--
1999-00	CSKA-Moscow	Russia	15	1	0	1	6	--	--	--	--	--	--	--	--	--	--	--
2000-01	Wilkes-Barre	AHL	77	14	11	25	16	E	1	0	2	117	21	2	4	6	0	

In the System

JIM ABBOTT - Left Wing HT/AWT: 6-1, 185 Shoots: Left
 Born: 5/3/1980 Birthplace: New York, NY
 Acquired: Drafted by Pittsburgh in the seventh round (216th overall) of the 2000 Entry Draft

Year	Club	League	GP	G	A	PTS	PIM	+	-	PP	SH	GW	S	GP	G	A	PTS	PIM
1999-00	New Hampshire	HE	28	7	6	13	22	--	--	--	--	--	--	--	--	--	--	--
2000-01	New Hampshire	HE	33	10	12	22	52	--	--	--	--	--	--	--	--	--	--	--



In the System

JAN ALINC - Center

HT/WT: 6-2, 190

Shoots: Left

Born: 5/27/1972

Birthplace: Louny, Czech Republic

Acquired: Drafted by Pittsburgh in the seventh round (163rd overall) of the 1992 Entry Draft

Year	Club	League	GP	G	A	PTS	PIM	+	-	PP	SH	GW	S	GP	G	A	PTS	PIM	
1991-92	Libinov	Czech	36	16	12	28	--	--	--	--	--	--	--	--	--	--	--	--	--
1992-93	Chemopetrol	Czech	25	11	9	20	--	--	--	--	--	--	--	--	--	--	--	--	--
1993-94	Chemopetrol	Czech	36	16	25	41	--	--	--	--	--	--	--	--	--	--	--	--	--
1994-95	Chemopetrol	Czech	42	16	32	48	--	--	--	--	--	--	--	--	--	--	--	--	--
1995-96	Chemopetrol	Czech	38	15	30	45	--	--	--	--	--	--	--	--	--	--	--	--	--
1996-97	AssatPori	Finland	47	9	16	25	16	--	--	--	--	--	--	--	--	--	--	--	--
1997-98	AssatPori	Finland	15	2	8	10	10	--	--	--	--	--	--	--	--	--	--	--	--
	Libinov	Czech	33	12	32	44	14	--	--	--	--	--	--	--	--	--	--	--	--
1998-99	MoDo	Sweden	42	6	10	16	22	--	--	--	--	--	--	--	--	--	--	--	--
1999-00	Libinov	Czech	48	19	15	34	72	11	--	--	--	--	--	6	0	1	1	25	
2000-01	Slavia Praha	Czech	44	12	35	47	18	--	--	--	--	--	--	11	1	6	7	0	

NICK BOUCHER - Goaltender

HT/WT: 5-11, 175

Catches: Left

Born: 12/29/1980

Birthplace: Leduc, Alberta

Acquired: Drafted by Pittsburgh in the ninth round (280th overall) of the 2000 Entry Draft

Year	Club	League	GP	W-L-T	MP	GA	SO GAA	GP	W-L	MP	GA	SO GAA
1999-00	Dartmouth	ECAC	24	8-12-3	1378	66	1 2.87	--	--	--	--	--
2000-01	Dartmouth	ECAC	33	16-12-4	1966	84	1 2.56	--	--	--	--	--

STEVE CRAMPTON - Right Wing

HT/WT: 6-2, 200

Shoots: Right

Born: 4/12/1982

Birthplace: Winnipeg, Manitoba

Acquired: Drafted by Pittsburgh in the eighth round (248th overall) of the 2000 Entry Draft

Year	Club	League	GP	G	A	PTS	PIM	+	-	PP	SH	GW	S	GP	G	A	PTS	PIM
1998-99	Moose Jaw	WHL	52	7	5	12	31	--	--	--	--	--	--	9	1	1	2	4
1999-00	Moose Jaw	WHL	69	22	20	42	91	--	--	--	--	--	--	4	0	3	3	9
2000-01	Moose Jaw	WHL	72	26	33	59	153	--	--	--	--	--	--	4	1	2	3	10

SHANE ENDICOTT - Center

HT/WT: 6-4, 200

Shoots: Left

Born: 12/21/1981

Birthplace: Saskatoon, Saskatchewan

Acquired: Drafted by Pittsburgh in the second round (52nd overall) of the 2000 Entry Draft

Year	Club	League	GP	G	A	PTS	PIM	+	-	PP	SH	GW	S	GP	G	A	PTS	PIM
1997-98	Seattle	WHL	5	0	0	0	0	--	--	--	--	--	--	5	0	0	0	0
1998-99	Seattle	WHL	72	13	26	39	27	--	--	--	--	--	--	11	0	1	1	0
1999-00	Seattle	WHL	70	23	32	55	62	--	--	--	--	--	--	7	1	6	7	6
2000-01	Seattle	WHL	72	36	43	79	86	--	--	--	--	--	--	9	4	5	9	12

PATRICK FOLEY - Left Wing

HT/WT: 6-0, 216

Shoots: Left

Born: 1/24/1981

Birthplace: Boston, MA

Acquired: Drafted by Pittsburgh in the sixth round (185th overall) of the 2000 Entry Draft

Year	Club	League	GP	G	A	PTS	PIM	+	-	PP	SH	GW	S	GP	G	A	PTS	PIM
1999-00	New Hampshire	HE	30	3	7	10	61	--	--	--	--	--	--	--	--	--	--	--

PETR HAMERLIK - Goaltender

HT/WT: 6-1, 187

Catches: Left

Born: 1/21/1982

Birthplace: Myjava, Slovakia

Acquired: Drafted by Pittsburgh in the third round (84th overall) of the 2000 Entry Draft

Year	Club	League	GP	W-L-T	MP	GA	SO GAA	GP	W-L	MP	GA	SO GAA
1998-99	Skalica	Slovakia	1	--	24	3	0 7.50	--	--	--	--	--
1999-00	Skalica	Slovakia	7	--	286	16	0 2.86	--	--	--	--	--
2000-01	Kingsmen	OHL	56	21-21-8	3026	153	4 3.03	3	0-2	131	13	0 5.95

PETR HAVELKA - Left Wing

HT/WT: 6-2, 185

Shoots: Left

Born: 3/4/1979

Birthplace: Most, Czech Republic

Acquired: Drafted by Pittsburgh in the sixth round (152nd overall) of the 1997 Entry Draft

Year	Club	League	GP	G	A	PTS	PIM	+	-	PP	SH	GW	S	GP	G	A	PTS	PIM
1996-97	Sparta Praha	Czech Jr	22	14	13	27	--	--	--	--	--	--	--	--	--	--	--	--
1997-98	Sparta Praha	Czech Jr																
1998-99	Sparta Praha	Czech Jr	5	7	3	10	--	--	--	--	--	--	--	--	--	--	--	--
	Kladno	Czech	3	0	0	0	0	--	--	--	--	--	--	--	--	--	--	--
1999-00	Sparta Praha	Czech	10	0	1	1	0	--	--	--	--	--	--	3	0	0	0	0
	Kladno	Czech	6	1	2	3	2	--	--	--	--	--	--	--	--	--	--	--
2000-01	Sparta Praha	Czech	--	--	--	--	--	--	--	--	--	--	--	7	1	0	1	2



In the System

MATT HUSSEY - Center

HT/WT: 6-2, 195

Shoots: Left

Born: 5/28/1979

Birthplace: New Haven, CT

Acquired: Drafted by Pittsburgh in the ninth round (254th overall) of the 1998 Entry Draft

Year	Club	League	GP	G	A	PTS	PIM	+/+	PP	SH	GW	S	GP	G	A	PTS	PIM
1997-98	Avon Old Farms	USHSE	26	26	23	49	20	--	--	--	--	--	--	--	--	--	--
1998-99	U. Wisconsin	WCHA	37	10	5	15	18	--	--	--	--	--	--	--	--	--	--
1999-00	U. Wisconsin	WCHA	35	5	11	16	8	--	--	--	--	--	--	--	--	--	--
2000-01	U. Wisconsin	WCHA	40	9	11	20	24	--	--	--	--	--	--	--	--	--	--

KONSTANTIN KOLTSOV - Right Wing

HT/WT: 6-0, 190

Shoots: Left

Born: 4/17/1981

Birthplace: Minsk, Belarus

Acquired: Drafted by Pittsburgh in the first round (18th overall) of the 1999 Entry Draft

Year	Club	League	GP	G	A	PTS	PIM	+/+	PP	SH	GW	S	GP	G	A	PTS	PIM
1997-98	Minsk	Div.1	52	15	18	33	60	--	--	--	--	--	--	--	--	--	--
1998-99	Cherepovets	Russia	33	3	0	3	8	--	--	--	--	--	--	--	--	--	--
1999-00	Metallurg	Russia	30	3	4	7	12	--	--	--	--	--	11	1	1	2	6
2000-01	Ak Bars Kazan	Russia	24	7	8	15	10	--	--	--	--	--	2	0	0	0	4

JIRI KUCERA - Right Wing

HT/WT: 5-11, 180

Shoots: Right

Born: 3/28/1966

Birthplace: Bratislava, Czech Republic

Acquired: Drafted by Pittsburgh in the eighth round (152th overall) of the 1987 Entry Draft

Year	Club	League	GP	G	A	PTS	PIM	+/+	PP	SH	GW	S	GP	G	A	PTS	PIM
1989-90	Pizen	Czech	47	10	24	34	--	--	--	--	--	--	--	--	--	--	--
1990-91	Tappara	Finland	44	23	34	57	25	--	--	--	--	--	--	--	--	--	--
1991-92	Tappara	Finland	44	22	20	42	8	--	--	--	--	--	--	--	--	--	--
1992-93	Tappara	Finland	48	22	32	54	20	--	--	--	--	--	--	--	--	--	--
1993-94	Tappara	Finland	47	16	26	42	37	--	--	--	--	--	--	--	--	--	--
1994-95	Lulea	Sweden	40	15	12	27	24	--	--	--	--	--	9	2	7	9	8
1995-96	Lulea	Sweden	39	15	19	34	38	--	--	--	--	--	12	4	6	10	6
1996-97	Pizen	Czech	43	10	23	33	--	--	--	--	--	--	--	--	--	--	--
1997-98	Kloten	Swiss	38	8	22	30	18	--	--	--	--	--	--	--	--	--	--
1998-99	Lulea	Sweden	44	7	21	28	52	--	--	--	--	--	5	2	1	3	4
1999-00	Lulea	Sweden	47	13	21	34	34	--	--	--	--	--	9	1	1	2	6
2000-01	Lulea	Sweden	34	10	8	18	8	--	--	--	--	--	--	--	--	--	--

MIKA LEHTO - Goaltender

HT/WT: 5-11, 175

Catches: Left

Born: 4/12/1979

Birthplace: Vammala, Finland

Acquired: Drafted by Pittsburgh in the eighth round (224th overall) of the 1998 Entry Draft

Year	Club	League	GP	W-L-T	MP	GA	SO GA	GP	W-L	MP	GA	SO GAA
1997-98	Assat Jr	Finnish Jr	36	-----	2160	103	2 280	--	--	--	--	--
1998-99	Assat Jr	Finnish Jr	19	-----	1153	62	- 323	--	--	--	--	--
	Assat	Finland	11	-----	584	28	-- 280	--	--	--	--	--
1999-00	Assat	Finland	23	-----	1099	87	-- 475	--	--	--	--	--
2000-01	JyP Jyväskylä	Finland	41	12-20-8	2384	126	1 317	--	--	--	--	--

ERIC LIND - Defenseman

HT/WT: 6-1, 203

Shoots: Right

Born: 3/12/1978

Birthplace: New Canaan, CT

Acquired: Drafted by Pittsburgh in the ninth round (234th overall) of the 1997 Entry Draft

Year	Club	League	GP	G	A	PTS	PIM	+/+	PP	SH	GW	S	GP	G	A	PTS	PIM
1996-97	Des Moines/Avon	USHSE	55	18	39	57	50	--	--	--	--	--	--	--	--	--	--
1997-98	U. New Hampshire	HE	33	1	11	12	63	--	--	--	--	--	--	--	--	--	--
1998-99	U. New Hampshire	HE	41	3	9	12	20	--	--	--	--	--	--	--	--	--	--
1999-00	U. New Hampshire	HE	38	1	3	4	18	--	--	--	--	--	--	--	--	--	--
2000-01	U. New Hampshire	HE	39	4	9	13	30	--	--	--	--	--	--	--	--	--	--

VLADIMIR MALENKYKH - Defenseman

HT/WT: 6-1, 187

Shoots: Left

Born: 10/1/1980

Birthplace: Moscow, Russia

Acquired: Drafted by Pittsburgh in the fifth round (157th overall) of the 1999 Entry Draft

Year	Club	League	GP	G	A	PTS	PIM	+/+	PP	SH	GW	S	GP	G	A	PTS	PIM
1998-99	Togliatti	Russia	9	0	0	0	2	--	--	--	--	--	--	--	--	--	--
1999-00	CSK Samara	Russia	7	0	1	1	4	--	--	--	--	--	--	--	--	--	--
2000-01	Togliatti	Russia	25	1	1	2	14	--	--	--	--	--	5	0	0	0	26



In the System

RYAN MALONE - Left Wing

HT/WT: 6-3, 190

Shoots: Left

Born: 12/1/1979

Birthplace: Pittsburgh, PA

Acquired: Drafted by Pittsburgh in the fourth round (115th overall) of the 1999 Entry Draft

Year	Club	League	GP	G	A	PTS	PIM	+/-	PP	SH	GW	S	GP	G	A	PTS	PIM
1997-98	Shattuck	USHSW	50	41	44	85	69	--	--	--	--	--	--	--	--	--	--
1998-99	Omaha	USHL	51	14	22	36	81	--	--	--	--	--	--	--	--	--	--
1999-00	St.Cloud State	WCHA	38	9	21	30	68	--	--	--	--	--	--	--	--	--	--
2000-01	St.Cloud State	WCHA	36	7	18	25	52	--	--	--	--	--	--	--	--	--	--

ANDREW McPHERSON- Left Wing

HT/WT: 6-2, 185

Shoots: Left

Born: 4/28/1979

Birthplace: Ottawa, Ontario

Acquired: Drafted by Pittsburgh in the ninth round (261st overall) of the 1999 Entry Draft

Year	Club	League	GP	G	A	PTS	PIM	+/-	PP	SH	GW	S	GP	G	A	PTS	PIM
1998-99	RPI	ECAC	29	5	4	9	12	--	--	--	--	--	--	--	--	--	--
1999-00	RPI	ECAC	37	10	6	16	22	--	--	--	--	--	--	--	--	--	--
2000-01	RPI	ECAC	31	5	6	11	34	--	--	--	--	--	--	--	--	--	--

DOUG MEYER- Left Wing

HT/WT: 6-2, 197

Shoots: Left

Born: 2/21/1980

Birthplace: Bloomington, MN

Acquired: Drafted by Pittsburgh in the sixth round (176th overall) of the 1999 Entry Draft

Year	Club	League	GP	G	A	PTS	PIM	+/-	PP	SH	GW	S	GP	G	A	PTS	PIM
1998-99	Minnesota	WCHA	36	4	4	8	18	--	--	--	--	--	--	--	--	--	--
1999-00	Minnesota	WCHA	26	1	3	4	18	--	--	--	--	--	--	--	--	--	--

MATT MURLEY- Left Wing

HT/WT: 6-1, 192

Shoots: Left

Born: 12/17/1979

Birthplace: Troy, NY

Acquired: Drafted by Pittsburgh in the second round (51st overall) of the 1999 Entry Draft

Year	Club	League	GP	G	A	PTS	PIM	+/-	PP	SH	GW	S	GP	G	A	PTS	PIM
1997-98	Syracuse	Jr. A	49	56	70	126	203	--	--	--	--	--	--	--	--	--	--
1998-99	RPI	ECAC	36	17	32	49	32	--	--	--	--	--	--	--	--	--	--
1999-00	RPI	ECAC	35	9	29	38	42	--	--	--	--	--	--	--	--	--	--
2000-01	RPI	ECAC	34	24	18	42	34	--	--	--	--	--	--	--	--	--	--

MICHEL OUELETT- Right Wing

HT/WT: 6-0, 190

Shoots: Right

Born: 3/5/1982

Birthplace: Rimouski, Quebec

Acquired: Drafted by Pittsburgh in the fourth round (124th overall) of the 2000 Entry Draft

Year	Club	League	GP	G	A	PTS	PIM	+/-	PP	SH	GW	S	GP	G	A	PTS	PIM
1998-99	Rimouski	QMJHL	28	7	13	20	10	--	--	--	--	--	--	--	--	--	--
1999-00	Rimouski	QMJHL	72	36	53	89	38	--	--	--	--	--	--	--	--	--	--
2000-01	Rimouski	QMJHL	63	42	50	92	50	--	--	--	--	--	11	6	7	13	8

TIMO SEIKKULA- Left Wing

HT/WT: 6-2, 185

Shoots: Left

Born: 5/27/1978

Birthplace:

Acquired: Drafted by Pittsburgh in the ninth round (238th overall) of the 1996 Entry Draft

Year	Club	League	GP	G	A	PTS	PIM	+/-	PP	SH	GW	S	GP	G	A	PTS	PIM
1996-97	Kiekko	Finland	36	4	5	9	26	--	--	--	--	--	--	--	--	--	--
1997-98	Turko	Finland	15	4	4	8	8	--	--	--	--	--	--	--	--	--	--
	Turko	Div 1	1	0	1	1	0	--	--	--	--	--	--	--	--	--	--
	Turko	Jr	12	6	2	8	10	--	--	--	--	--	--	--	--	--	--
1998-99	Kalpa	Finland	52	3	8	11	40	--	--	--	--	--	--	--	--	--	--
1999-00	Kokkola	Finland	26	1	5	6	18	-11	--	--	--	--	--	--	--	--	--

TOMAS SKVARIDLO- Center

HT/WT: 6-1, 180

Shoots: Left

Born: 6/19/1981

Birthplace: Zvolen, Slovakia

Acquired: Drafted by Pittsburgh in the fifth round (144th overall) of the 1999 Entry Draft

Year	Club	League	GP	G	A	PTS	PIM	+/-	PP	SH	GW	S	GP	G	A	PTS	PIM
1998-99	Zvolen Jr.	Slovak Jr	36	21	13	34	16	--	--	--	--	--	--	--	--	--	--
1999-00	Kingslon	OHL	66	19	25	44	14	16	--	--	--	--	5	0	0	0	2
2000-01	Kingslon	OHL	58	10	19	29	33	--	--	--	--	--	4	2	0	2	6



Roster

FORWARDS					
NO.	NAME	HT	WT	DATE OF BIRTH	PLACE OF BIRTH
-	ARMSTRONG, Colby	5-11	185	Nov. 23, 1982	Lloydminster, Sask.
-	BEECH, Kris	6-3	199	Feb. 5, 1981	Saïmon Arm, B.C.
-	CAMPBELL, Derek	6-0	200	Apr. 14, 1980	Nepean, Ont.
-	CHAULK, Colin	5-11	186	Jan. 7, 1977	Toronto, Ont.
-	CULLEN, Brandon	6-0	212		
18	DOMÉ, Robert	6-0	217	Jan. 29, 1979	Skalica, Slovakia
-	DUFOUR, Jean-Francois	5-11	194	May 10, 1976	Bedford, Oue.
-	EIZENMAN, Alon	6-0	165		Toronto, Ont.
-	ENDICOTT, Shane	6-4	200	Dec. 21, 1981	Saskatoon, Sask.
-	ERREY, Bob	5-10	180	Sept. 21, 1964	Montreal, Oue.
-	FADRNY, Jan	6-0	195	Jun. 14, 1980	Brno, Czech.
-	GYORI, Dylan	5-10	197	Feb. 20, 1979	Rimby, Alta.
38	HRDINA, Jan	6-0	206	Feb. 5, 1976	Hradec Kralove, Czech.
-	KOSTOPOULOS, Tom	6-0	200	Jan. 24, 1979	Mississauga, Ont.
27	KOVALEV, Alexei	6-1	220	Feb. 24, 1973	Togliatti, Russia
14	KRAFT, Milan	6-3	211	Jan. 7, 1980	Plzen, Czech.
33	LACOUTURE, Dan	6-2	208	Apr. 18, 1977	Hyannis, MA
20	LANG, Robert	6-2	220	Dec. 19, 1970	Teplice, Czech.
66	LEMIEUX, Mario	6-4	230	Oct. 5, 1965	Montreal, Qus.
-	MACDONALD, Jason	6-0	205	Apr. 1, 1974	Charlottetown, PEI
-	MATHEU, Alexandre	6-2	187	Feb. 12, 1979	Repentigny, Oue.
-	MELOCHE, Eric	5-10	195	May 1, 1976	Montreal, Que.
95	MOROZOV, Aleksey	6-1	202	Feb. 16, 1977	Moscow, Russia
29	OLIWA, Krzysztof	6-4	228	Apr. 12, 1973	Tychy, Poland
-	OUELLET, Michel	6-0	190	Mar. 5, 1982	Rimouski, Oue.
-	PARSONS, Steve	6-4	231	Mar. 12, 1975	Vancouver, B.C.
17	PETERSEN, Toby	5-9	197	Oct. 27, 1978	Minneapolis, MN
15	PRIMEAU, Wayne	6-3	220	June 4, 1976	Scarborough, Ont.
-	RICHER, Stéphane	6-2	218	June 7, 1966	Ripon, Oue.
-	RUID, J.C.	6-4	227	Dec. 31, 1974	Ballston Spa, NY
-	SIVEK, Michal	6-3	210	Jan. 21, 1981	Nachod, Czech.
-	SONNENBERG, Martin	6-0	197	Jan. 23, 1978	Wetaskwin, Alta.
25	STEVENS, Kevin	6-3	231	Apr. 15, 1965	Brockton, MA
82	STRAKA, Martin	5-9	178	Sept. 3, 1972	Plzen, Czech.
-	SUROVY, Tomas	6-1	204	Sept. 24, 1981	
12	TIBBETTS, Billy	6-0	206	Oct. 14, 1974	Boston, MA
-	VEROT, Darcy	6-0	202	Jul. 13, 1976	Radville, Sask.
-	WALSH, Brandon	5-9	190	Oct. 22, 1974	Dorchester, MA
-	ZEVAKHIN, Alexander	5-11	208	Jun. 4, 1980	Perm, Russia
DEFENSEMEN					
NO.	NAME	HT	WT	DATE OF BIRTH	PLACE OF BIRTH
-	BUCKLEY, Brendan	6-1	200	Feb. 26, 1977	Needham, MA
-	FAT A, Drew	6-1	209	July 28, 1983	Sault Ste. Marie, Ont.
7	FERENCE, Andrew	5-10	196	Mar. 17, 1979	Edmonton, Alta.
8	JONSSON, Hans	6-1	205	Aug. 2, 1973	Jarved, Sweden
11	KASPARAITIS, Darius	5-11	205	Oct. 16, 1972	Elektrėnai, Lithuania
-	KOCI, David	6-6	225	May 12, 1981	Prague, Czech.
5	LAUKKANEN, Janne	6-1	196	Mar. 19, 1970	Lahti, Finland
-	LIND, Eric	6-1	203	Mar. 12, 1978	New Canaan, CT
-	LUPASCHUK, Ross	6-1	217	Jan. 21, 1981	Edmonton, Alta.
-	LYNESS, Chris	6-1	208	Mar. 2, 1980	
2	MELICHAR, Josef	6-2	221	Jan. 20, 1979	Ceske-Budjovice, Czech.
-	MOORE, Mark	6-3	216	Feb. 18, 1977	Windsor, Ont.
24	MORAN, Ian	6-0	200	Aug. 24, 1972	Cleveland, OH
-	ORPIK, Brooks	6-2	222	Sept. 26, 1980	San Francisco, CA
-	PETIT, Michel	6-1	210	Feb. 12, 1964	St. Malo, Oue.
-	RATCHUK, Peter	6-1	197	Sept. 10, 1977	Buffalo, NY
-	ROBINSON, Darcy	6-3	221	May 3, 1981	Kamloops, B.C.
-	ROULEAU, Alexandre	6-1	184	July 29, 1983	Mont-Laurier, Que.
28	ROZSIVAL, Michal	6-1	208	Sept. 3, 1978	Vlasim, Czech.
-	SCUDERI, Robert	6-0	208	Dec. 30, 1978	Syosset, NY
-	SOUICY, Jean-Philippe	6-0	207	May 25, 1978	Riviere-du-Loup, Que.
-	WILSON, Mike	6-6	229	Feb. 26, 1975	Brampton, Ont.
GOALTENDERS					
NO.	NAME	HT	WT	DATE OF BIRTH	PLACE OF BIRTH
30	AUBIN, Jean-Sebastien	5-11	180	July 19, 1977	Montreal, Que.
-	CARON, Sebastien	6-1	167	Jun. 25, 1980	Amqui, Que.
-	HAMERLIK, Petr	6-1	188	Jan. 2, 1982	Mylara, Slovakia
1	HEDBERG, Johan	6-0	184	May 3, 1973	Leksand, Sweden
-	NICKLIN, Brant	5-11	186	Sept. 18, 1976	Comox, B.C.
-	TALLAS, Robbie	5-11	185	Mar. 20, 1973	Edmonton, Alta.

PITTSBURGH PENGUINS



FORWARDS

NO.	NAME	TEAM (S)	GP	G	A	PTS	PIM
-	ARMSTRONG, Colby	Red Deer (WHL)	72	36	42	78	156
-	BEECH, Kris	Washington (NHL)	4	0	0	0	0
-	CAMPBELL, Derek	Calgary (WHL)	63	29	35	64	102
-	CHAULK, Colin	Kingston (OHL)	57	25	44	69	130
-	CULLEN, Brandon	Kansas City (IHL)	37	5	13	18	31
-	DOME, Robert	Missouri (UHL)	39	14	39	53	144
-	DUFOUR, Jean-Francois	Oshawa (OHL)	34	16	14	30	85
18	ERREY, Bob	Erie (OHL)	30	7	10	17	71
-	EIZENMAN, Alon	Kladno (Czech.)	26	9	12	21	57
-	ENICOTT, Shane	Ohio State (CCHA)	37	15	21	36	28
-	FADRNY, Jan	Florida (ECHL)	3	1	0	1	0
-	GYO RI, Dylan	Penn State (ACHA)	19	34	34	53	8
-	HARDINA, Jan	Seattle (WHL)	72	36	43	79	86
-	KOSTOPOULOS, Tom	DID NOT PLAY	2	1	1	2	6
27	KOVALEV, Alexei	Kelowna (WHL)	56	32	45	77	58
14	KRAFT, Milan	Wilkes-Barre/Scranton (AHL)	70	5	15	20	86
33	LACOUTURE, Dan	Pittsburgh (NHL)	78	15	28	43	48
20	LANG, Robert	Wilkes-Barre/Scranton (AHL)	80	16	36	52	120
66	LEMIEUX, Mario	Pittsburgh (NHL)	78	44	51	95	96
-	MACDONALD, Jason	Wilkes-Barre/Scranton (AHL)	40	21	23	44	27
-	MATHEU, Alexandre	Pittsburgh (NHL)	42	7	7	14	8
-	MELOCHE, Eric	Edmonton (NHL)	37	2	4	6	29
95	MOROZOV, Aleksey	Pittsburgh (NHL)	11	0	0	0	24
29	OLIVA, Krzysztof	Pittsburgh (NHL)	82	32	46	80	28
-	OUELLET, Michel	Wilkes-Barre/Scranton (AHL)	43	35	41	76	18
-	PARSONS, Steve	Wilkes-Barre/Scranton (AHL)	74	17	16	33	290
17	PETERSEN, Toby	Wilkes-Barre/Scranton (AHL)	77	11	17	28	32
-	PRIMEAU, Wayne	Wilkes-Barre/Scranton (AHL)	69	20	20	40	72
-	RICHER, Stephane	Pittsburgh (NHL)	66	5	14	19	6
-	RUIJ, J.C.	Columbus (NHL)	10	0	2	2	34
-	SEBASTIEN, Michel	Pittsburgh (NHL)	26	1	2	3	131
25	SENNENBERG, Martin	Rimouski (QMJHL)	63	42	50	92	50
82	STRAKA, Martin	Wheeling (ECHL)	19	5	4	9	178
12	SUROVY, Tomas	Wilkes-Barre/Scranton (AHL)	4	0	0	0	12
-	TIBBETTS, Billy	Hershey (AHL)	30	1	0	1	98
-	VEROT, Darcy	Wilkes-Barre/Scranton (AHL)	73	26	41	67	22
-	WALSH, Brandon	Pittsburgh (NHL)	12	2	6	4	8
-	ZEVAKHIN, Alexander	Tampa Bay (NHL)	2	2	13	15	77
-		Pittsburgh (NHL)	28	1	6	7	54
-		DID NOT PLAY	74	34	41	75	101
-		Asheville (UHL)	32	6	7	13	28
-		Sparta Praha (Czech.)	73	14	18	32	89
-		Philadelphia (NHL)	23	2	7	9	18
-		Pittsburgh (NHL)	32	8	15	23	55
-		Pittsburgh (NHL)	82	27	44	58	38
-		Poprad (Slovakia)	53	22	28	50	90
-		Wilkes-Barre/Scranton (AHL)	38	14	24	38	185
-		Pittsburgh (NHL)	29	1	2	3	79
-		Wilkes-Barre/Scranton (AHL)	78	10	15	25	347
-		Cleveland (IHL)	10	1	1	2	2
-		Jackson (ECHL)	25	3	6	9	179
-		Wilkes-Barre/Scranton (AHL)	77	14	11	25	16

DEFENSEMEN

NO.	NAME	TEAM (S)	GP	G	A	PTS	PIM
-	BUCKLEY, Brendan	Wilkes-Barre/Scranton (AHL)	63	2	8	10	62
-	FAT A, Drew	Toronto (OHL)	58	5	15	20	134
7	FERENCE, Andrew	Wilkes-Barre/Scranton (AHL)	43	6	18	24	95
8	JONSSON, Hans	Pittsburgh (NHL)	36	4	11	15	28
11	KASPARAITIS, Darius	Pittsburgh (NHL)	58	4	18	22	22
-	KOCI, David	Pittsburgh (NHL)	77	3	16	19	111
5	LAUKKANEN, Janne	Prince George (WHL)	70	2	7	9	155
-	LIND, Eric	Pittsburgh (NHL)	50	3	17	20	34
-	LUPASCHUK, Ross	New Hampshire (HE)	39	4	9	13	30
-	LYNESS, Chris	Red Deer (WHL)	65	28	37	65	135
2	MELICHAR, Josef	Montreal (QMJHL)	35	18	40	58	46
-	MOORE, Mark	Val d'Or (QMJHL)	31	10	32	42	46
-	MORAN, Ian	Wilkes-Barre/Scranton (AHL)	46	2	5	7	69
-	ORPHK, Brooks	Pittsburgh (NHL)	19	0	2	2	21
-	PETIT, Michel	Wilkes-Barre/Scranton (AHL)	11	0	0	0	2
-	RATCHUK, Peter	Wheeling (ECHL)	20	0	2	2	19
-	ROBINSON, Darcy	Charlotte (ECHL)	7	0	4	0	4
-	ROULEAU, Alexandre	Chicago (IHL)	40	3	4	7	28
-	ROZSIVAL, Michel	Boston College (HE)	40	0	20	20	124
-	SCUDERI, Robert	Chicago (IHL)	23	2	3	5	26
-	SOUJY, Jean-Philippe	Frankfurt (Germany)	14	3	13	16	56
-	WILSON, Mike	Louisville (AHL)	64	5	13	18	85
-		Florida (NHL)	8	0	0	0	0
-		Saskatoon (WHL)	41	2	6	8	80
-		Red Deer (WHL)	30	1	5	6	70
-		Florida (NHL)	70	8	17	25	124
-		Wilkes-Barre/Scranton (AHL)	29	8	8	16	32
-		Pittsburgh (NHL)	30	1	4	5	26
-		Boston College (HE)	43	4	19	23	42
-		Wilkes-Barre/Scranton (AHL)	13	0	2	2	33
-		Wheeling (ECHL)	5	0	2	4	4
-		Louisville (AHL)	4	0	2	2	5
-		Florida (NHL)	19	0	1	1	25

GOALTENDERS

NO.	NAME	TEAM (S)	GP	MP	GA	SO	GAA
30	AUBIN, Jean-Sebastien	Pittsburgh (NHL)	36	2050	107	0	3.13
-	CARON, Sebastien	Wilkes-Barre/Scranton (AHL)	30	1746	103	4	3.54
-	HAMERLIK, Petr	Kingston (OHL)	56	3026	153	4	3.03
1	HEDBERG, Johan	Manitoba (IHL)	46	2897	115	1	2.56
-	NICKLIN, Brant	Pittsburgh (NHL)	9	545	24	0	2.64
-	TALLAS, Robbie	Oklahoma City (CHL)	19	544	31	0	3.42
-		Florida (ECHL)	11	544	31	0	3.42
-		Norfolk (AHL)	6	333	12	0	2.16
-		Chicago (IHL)	3	87	6	0	4.13
-		Chicago (NHL)	12	627	35	0	3.36


HOW ACQUIRED
 (Draft – YR; Pick-O/A-Round)
 (Trade: Month/Year)

JUNIOR OR COLLEGE HOCKEY
CENTERS
NO. NAME

-	BEECH, Kris	Trade with Washington (July 2001)
-	EIZENMAN, Alon	Tryout
-	ENDICOTT, Shane	Entry Draft (2000) (2-52-2)
-	FADRNY, Jan	Entry Draft (1998) (6-169-6)
-	GYO RI, Dylan	Free Agent
38	HRDINA, Jan	Entry Draft (1995) (5-128-5)
14	KRAFT, Milan	Entry Draft (1998) (1-23-1)
20	LANG, Robert	Claimed off Waivers (1997)
66	LEMIEUX, Mario	Entry Draft (1984) (1-1-1)
-	MAT HIEU, Alexandre	Entry Draft (1997) (4-97-4)
17	PETERSEN, Toby	Entry Draft (1998) (9-244-9)
15	PRIMEAU, Wayne	Trade with Tampa Bay (Feb. 2001)
-	SIVEK, Michal	Trade with Washington (July 2001)
82	STRAKA, Martin	Free Agent (Aug. 1997)
-	VEROT, Darcy	Free Agent (July 2000)
-	WALSH, Brandon	Tryout

RIGHT WINGS

-	ARMSTRONG, Colby	Entry Draft (2001) (1-21-1)
-	CULLEN, Brandon	Tryout
-	KOSTOPOULOS, Tom	Entry Draft (1999) (9-204-7)
27	KOVALEV, Alexei	Trade with NY Rangers (Nov. 1996)
-	MACDONALD, Jason	Free Agent (Sept. 2000)
-	MELOCHE, Eric	Entry Draft (1996) (7-186-7)
95	MOROZOV, Aleksey	Entry Draft (1995) (1-24-1)
29	OLIVA, Krzysztof	Trade with Columbus (Jan. 2001)
-	QUILLET, Michel	Entry Draft (2000) (4-124-4)
-	RICHER, Stephane	Tryout
12	TIBBETTS, Billy	Free Agent (Apr. 2000)
-	ZEVAKHIN, Alexander	Entry Draft (1996) (2-54-2)

LEFT WINGS

-	CAMPBELL, Derek	Tryout
-	CHAULK, Colin	Tryout
18	DOME, Robert	Entry Draft (1997) (1-17-1)
-	DUFOUR, Jean-Francois	Tryout
-	ERREY, Bob	Tryout
33	LACOUTURE, Dan	Trade with Edmonton (Mar. 2001)
-	PARSONS, Steve	Free Agent (July 2001)
-	RUID, J.C.	Tryout
-	SONNENBERG, Martin	Free Agent (Oct. 1998)
25	STEVENS, Kevin	Trade with Philadelphia (Jan. 2001)
-	SUROVY, Tomas	Entry Draft (2001) (5-120-4)

DEFENSEMEN
NO. NAME

-	BUCKLEY, Brendan	Tryout
-	FAT A, Drew	Entry Draft (2001) (3-86-3)
7	FERENCE, Andrew	Entry Draft (1997) (8-208-8)
8	JONSSON, Hans	Entry Draft (1993) (11-286-11)
11	KASPARAITIS, Darius	Trade with NY Islanders (Nov. 1996)
-	KOCI, David	Entry Draft (2000) (5-153-6)
5	LAUKKANEN, Janne	Trade with Ottawa (Mar. 2000)
-	LIND, Eric	Entry Draft (1997) (9-234-9)
-	LUFASCHUK, Ross	Trade with Washington (July 2001)
-	LYNESS, Chris	Tryout
2	MELICHAR, Josef	Entry Draft (1997) (3-71-3)
-	MOORE, Mark	Entry Draft (1997) (7-179-7)
24	MORAN, Ian	Entry Draft (1990) (5-107-6)
-	ORPIK, Brooks	Entry Draft (2000) (1-18-1)
-	PETIT, Michel	Tryout
-	RATCHUK, Peter	Free Agent (Aug. 2001)
-	ROBINSON, Darcy	Entry Draft (1999) (10-233-8)
-	ROULEAU, Alexandre	Entry Draft (2001) (4-96-3)
28	ROZSIVAL, Michal	Entry Draft (1996) (5-105-4)
-	SCUDERI, Robert	Entry Draft (1998) (5 - 134-5)
-	SOUCY, Jean-Phillipe	Tryout
-	WILSON, Mike	Free Agent (July 2001)

GOALTENDERS
NO. NAME

30	AUBIN, Jean-Sebastien	Entry Draft (1995) (2-76-3)
-	CARON, Sebastien	Entry Draft (1993) (3-86-3)
-	HAMERLIK, Petr	Entry Draft (2000) (3-84-4)
1	HEDBERG, Johan	Trade with San Jose (Mar. 2001)
-	NICKLIN, Brant	Tryout
-	TALLAS, Robbie	Free Agent (Aug. 2001)

Junior – WHL (Calgary)
College – ACHA (Penn State)
Junior – WHL (Seattle)
Junior – WHL (Kelowna)
Junior – WHL (Tri-City)
Junior – WHL (Spokane)
Junior – WHL (Prince Albert)
Europe – Czech (Litvinov)
Junior – OMJHL (Laval)
Junior – OMJHL (Halifax)
College – WCHA (Colorado)
Junior – OHL – (Oshawa)
Europe – Czech. (Sparta Praha)
Europe – Czech (Plzen)
College – HE (Maine)

Junior – WHL (Red Deer)
Junior – OHL (Erie)
Junior – OHL (London)
Europe – Russia (Dynamo Moscow)
College – CCHA (Ohio State)
Europe – Russia (Krylya Sovetov)
Junior – OJHL (Welland)
Junior – OMJHL (Rimouski)
Junior – OMJHL (Chicoutimi)
Junior – WHL (Tri-City)
Europe – Russia (OSKA Moscow)

Junior – OHL (Kingston)
Junior – OHL (Kingston)
Europe – Czech (Kladno)
College – CCHA (Ohio State)
Junior – OHL (Peterborough)
College – HE (Boston Univ.)

College – ECAC (Vermont)
Junior – WHL (Saskatoon)
College – HE (Boston College)
Europe – Slovakia (Poprad)

College – HE (Boston College)
Junior – OHL (Toronto)
Junior – WHL (Portland)
Europe – Sweden (MoDo)
Europe – Russia (Moscow Dynamo)
Junior – WHL (Prince George)
Europe – Finland (Hamelinna)
College – HE (New Hampshire)
Junior – WHL (Red Deer)
Junior – OMJHL (Val d'Or)
Junior – WHL (Tri-City)
College – ECAC (Harvard)
College – HE (Boston College)
College – HE (Boston College)
Junior – OMJHL (St. Jean)
Junior – OMJHL (Hull)
Junior – WHL (Red Deer)
Junior – OMJHL (Val d'Or)
Junior – WHL (Swift Current)
College – HE (Boston College)
Junior – OMJHL (?)
Junior – OHL (Sudbury)

Junior – OMJHL (Moncton)
Junior – OMJHL (Rimouski)
Junior – OHL (Kingston)
Europe – Sweden (Leksand)
College – WCHA (Minnesota-Duluth)
Junior – WHL (Seattle)



2001 Entry Draft



Penguins head scout Greg Malone, assistant general manager Ed Johnston and general manager Craig Patrick pose with first round draft choice Colby Armstrong at the 2001 Entry Draft held in Miami.

COLBY ARMSTRONG - Right Wing

HT/WT: 5-11, 185

Shooter: Right

Born: 11/23/1982

Birthplace: Lloydminster, Saskatchewan

Drafted: First round, 21st overall

Year	Club	League	GP	G	A	PTS	PIM	+/-	PP	SH	GW	S	GP	G	A
1998-99	Red Deer	WHL	1	0	1	1	0	--	--	--	--	--	--	--	--
1999-00	Red Deer	WHL	68	13	25	38	122	--	--	--	--	--	2	0	1
2000-01	Red Deer	WHL	72	36	42	78	156	--	--	--	--	--	21	6	6

NOAH WELCH - Defenseman

HT/WT: 6-3, 212

Shooter: Left

Born: 8/26/1982

Birthplace: Brighton, Massachusetts

Drafted: Second round, 54th overall

Year	Club	League	GP	G	A	PTS	PIM	+/-	PP	SH	GW	S	GP	G	A
1999-00	St Sebastien	USHS	26	4	11	15	35	--	--	--	--	--	--	--	--
2000-01	St Sebastien	USHS	30	11	20	31	37	--	--	--	--	--	--	--	--

DREW FATA - Defenseman

HT/WT: 6-1, 209

Shooter: Left

Born: 7/28/1983

Birthplace: Sault Ste. Marie, Ontario

Drafted: Third round, 86th overall

Year	Club	League	GP	G	A	PTS	PIM	+/-	PP	SH	GW	S	GP	G	A
2000-01	Toronto St Mike	OHL	58	5	15	20	134	--	--	--	--	--	18	1	3

ALEXANDER ROULEAU - Defenseman

HT/WT: 6-1, 184

Shooter: Left

Born: 7/29/1982

Birthplace: Mont-Laurier, Quebec

Drafted: Third round, 96th overall

Year	Club	League	GP	G	A	PTS	PIM	+/-	PP	SH	GW	S	GP	G	A
1999-00	Val'd'Or	QMJHL	41	3	3	6	39	--	--	--	--	--	--	--	--
2000-01	Val'd'Or	QMJHL	70	8	17	25	124	--	--	--	--	--	21	1	0

TOMAS SUROVY - Forward

HT/Wt: 6-1, 204

Shoots: Left

Born: 9/24/1981

Birthplace: Banska Bystrica, Slovakia

Drafted: Fourth round, 120th overall

Year	Club	League	GP	G	A	PTS	PIM	+	-	PP	SH	GW	S	GP	G	A
2000-01	Poprad	Slovakia	53	22	28	50	30	--	--	--	--	--	--	5	2	1

BEN LEAVES - Center

HT/Wt: 5-8, 174

Shoots: Right

Born: 3/27/1982

Birthplace: Minneapolis, Minnesota

Drafted: Fourth round, 131st overall

Year	Club	League	GP	G	A	PTS	PIM	+	-	PP	SH	GW	S	GP	G	A
1998-99	Shanuck	MidgetAAA	71	68	88	156	--	--	--	--	--	--	--	--	--	--
1999-00	Shanuck	MidgetAAA	57	47	71	118	--	--	--	--	--	--	--	--	--	--
2000-01	Boston College HE		41	13	26	39	12	--	--	--	--	--	--	--	--	--

ANDY SCHNEIDER - Defenseman

HT/Wt: 6-0, 220

Shoots: Left

Born: 7/31/1981

Birthplace: Grand Forks, North Dakota

Drafted: Fifth round, 156th overall

Year	Club	League	GP	G	A	PTS	PIM	+	-	PP	SH	GW	S	GP	G	A
1999-00	Lincoln	USHL	46	7	10	17	102	--	--	--	--	--	--	--	--	--
2000-01	Lincoln	USHL	54	12	24	36	134	--	--	--	--	--	--	--	--	--

TOMAS DUBA - Goaltender

HT/Wt: 6-0, 176

Catches: Left

Born: 7/2/1981

Birthplace: Prague, Czech Republic

Drafted: Seventh round, 217th overall

Year	Club	League	GP	MP	W-L-T	GA	SO	GAA	GP	MP	W-L	GA	SC
2000-01	Sparta	Czech Jr	16	--	--	--	--	3.38	--	--	--	--	--
	Czech Rep	World Jr	7	420	--	8	2	1.14	--	--	--	--	--

BRANDON CRAWFORD-WEST - Goaltender

HT/Wt: 5-11, 185

Catches: Right

Born: 7/1/1982

Birthplace: San Diego, California

Drafted: Eighth round, 250th overall

Year	Club	League	GP	MP	W-L-T	GA	SO	GAA	GP	MP	W-L	GA	SO
2000-01	Texas	NAHL	43	2534	--	110	4	2.60	--	--	--	--	--



Wilkes-Barre/Scranton Penguins - AHL

ADDRESS:

Wilkes-Barre/Scranton Penguins (AHL)
 60 Public Square, Suite 150
 Wilkes-Barre, PA 18701
 Phone: (570) 208-7367
 Fax: (570) 208-5432
 Website: www.wbspenguins.com



Principal Owner
 President/Governor
 General Manager/Alternate Governor
 Executive Vice President/Chief Operating Officer
 Chief Financial Officer
 Head Coach
 Assistant Coach
 Equipment Manager
 Assistant Equipment Manager
 Athletic Trainer
 Director of Communications/Team Broadcaster
 Director of Media Relations
 Marketing Manager
 Marketing/Community Relations Manager
 Vice President of Ticketing
 Ticket Sales Representative
 Ticket Sales Representative
 Ticket Sales Representative
 Fan Assistance Manager
 Staff Accountant
 Merchandising Manager
 Administrative Assistant/Team Travel Coordinator

Mario Lemieux
 Jeff Barrett
 Craig Patrick
 Rich Hixon
 Greg Petorak
 Glenn Patrick
 Mike Yeo
 Mark Dumas
 Butch Webb
 Patrick Stoele, A.T.C.
 Tom Grace
 Jim Morlock
 Jason Coe
 Katie Connors
 Neil Bossola
 Paul Shaffer
 Jon Stephenson
 Rob Belza
 Nicole Krutz
 Paul Chitek
 Derek Lawrence
 Tamara Beerde

2001-02 Schedule

Thur., Oct. 4	ST. JOHN'S	7:05 PM	Sun., Jan. 6	at Cincinnati	3:05 PM
Sat., Oct. 6	ROCHESTER	7:05 PM	Wed., Jan. 9	at Norfolk	7:15 PM
Sun., Oct. 7	at Philadelphia	7:05 PM	Fri., Jan. 11	at Norfolk	7:30 PM
Fri., Oct. 12	at Syracuse	7:30 PM	Sat., Jan. 12	SYRACUSE	7:05 PM
Sat., Oct. 13	at Cleveland	7:05 PM	Sun., Jan. 13	MILWAUKEE	5:05 PM
Wed., Oct. 17	HERSHEY	7:05 PM	Fri., Jan. 18	HERSHEY	7:05 PM
Fri., Oct. 19	at Syracuse	7:30 PM	Sat., Jan. 19	at Hershey	7:00 PM
Sat., Oct. 20	PHILADELPHIA	7:05 PM	Sun., Jan. 20	SYRACUSE	5:05 PM
Wed., Oct. 24	at Utah	9:00 PM	Fri., Jan. 25	at Saint John	6:30 PM
Thur., Oct. 25	at Utah	9:00 PM	Sat., Jan. 26	at Saint John	6:00 PM
Sun., Oct. 28	QUEBEC	5:05 PM	Wed., Jan. 30	SANT JOHN	7:05 PM
Tue., Oct. 30	HERSHEY	7:05 PM	Sat., Feb. 2	BRIDGEPORT	7:05 PM
Fri., Nov. 2	at Quebec	7:30 PM	Sun., Feb. 3	NORFOLK	5:05 PM
Sat., Nov. 3	at Albany	7:00 PM	Wed., Feb. 6	ROCHESTER	7:05 PM
Thur., Nov. 8	at St. John's	6:30 PM	Sat., Feb. 9	at Bridgeport	7:05 PM
Fri., Nov. 9	at St. John's	6:00 PM	Sun., Feb. 10	NORFOLK	5:05 PM
Sun., Nov. 11	NORFOLK	5:05 PM	Fri., Feb. 15	HERSHEY	7:05 PM
Wed., Nov. 14	at Hershey	7:30 PM	Sat., Feb. 16	CHICAGO	7:05 PM
Fri., Nov. 16	HARTFORD	7:05 PM	Mon., Feb. 18	UTAH	5:05 PM
Sat., Nov. 17	at Rochester	7:35 PM	Wed., Feb. 20	UTAH	7:05 PM
Sun., Nov. 18	at Philadelphia	5:05 PM	Fri., Feb. 22	at Syracuse	7:30 PM
Wed., Nov. 21	GRAND RAPIDS	7:05 PM	Sat., Feb. 23	at Hartford	7:05 PM
Fri., Nov. 23	at Rochester	7:05 PM	Sun., Feb. 24	at Hershey	6:00 PM
Tue., Nov. 27	PHILADELPHIA	7:05 PM	Wed., Feb. 27	at Syracuse	7:00 PM
Sat., Dec. 1	PHILADELPHIA	7:05 PM	Fri., Mar. 1	CLEVELAND*	7:05 PM
Fri., Dec. 7	SYRACUSE	7:05 PM	Wed., Mar. 6	CINCINNATI	7:05 PM
Sat., Dec. 8	ALBANY	7:05 PM	Fri., Mar. 8	at Syracuse	7:30 PM
Wed., Dec. 12	at Philadelphia	7:05 PM	Sat., Mar. 9	SANT JOHN	7:05 PM
Fri., Dec. 14	HERSHEY	7:05 PM	Sun., Mar. 10	SYRACUSE	5:05 PM
Sat., Dec. 15	ST. JOHN'S	7:05 PM	Wed., Mar. 13	at Norfolk	7:15 PM
Sun., Dec. 16	at Philadelphia	5:05 PM	Sat., Mar. 16	at Hershey	7:00 PM
Fri., Dec. 21	HERSHEY	7:05 PM	Sun., Mar. 17	SYRACUSE	5:05 PM
Sat., Dec. 22	PHILADELPHIA	7:05 PM	Wed., Mar. 20	at Philadelphia	7:05 PM
Sun., Dec. 23	NORFOLK	5:05 PM	Sat., Mar. 23	at Grand Rapids	7:30 PM
Thur., Dec. 27	at Syracuse	7:00 PM	Wed., Mar. 27	at Norfolk	7:15 PM
Sat., Dec. 29	at Hershey	7:00 PM	Fri., Mar. 29	at Norfolk	7:30 PM
Sun., Dec. 30	NORFOLK	5:05 PM	Sat., Mar. 30	SYRACUSE	7:05 PM
Mon., Dec. 31	PHILADELPHIA	6:05 PM	Wed., Apr. 3	at Philadelphia	7:05 PM
Fri., Jan. 4	at Milwaukee	8:30 PM	Fri., Apr. 5	PHILADELPHIA	7:05 PM
Sat., Jan. 5	at Chicago	8:00 PM	Sat., Apr. 6	at Hershey	7:00 PM

CAPS=Home Game, *=Game Played In Pittsburgh



Regular Season Statistics

POS	NAME	GP	G	A	PTS	+/-	PIM	PP	SH	GWG	GT	S	PCT
C	Toby Petersen	73	26	41	67	+8	22	11	0	5	0	258	10.1
LW	Greg Crozier	77	24	36	60	+6	81	13	0	2	2	231	10.4
RW	Tom Kostopoulos	80	16	36	52	+6	120	5	1	0	2	214	7.5
D	John Stanley	40	12	38	50	+3	4	9	1	1	0	116	10.3
C	Milan Kraft	40	21	23	44	-1	27	6	1	1	0	151	13.9
RW	Eric Meloche	79	20	20	40	-9	72	4	0	4	0	149	13.4
RW	Billy Tibbetts	38	14	24	38	-6	185	3	1	5	0	133	10.5
D	Sven Butenschon	55	7	28	35	+2	85	1	2	0	2	165	4.2
RW	Jason MacDonald	74	17	16	33	-10	290	8	1	2	0	148	11.5
LW	Martin Sonnenberg	73	14	18	32	+1	89	2	0	3	0	153	9.2
C	Alexandre Mathieu	77	11	17	28	+17	32	0	0	4	0	55	20.0
D	Trent Cull	71	11	15	26	-1	166	6	0	1	0	108	10.2
LW	Alexander Zevakhin	77	14	11	25	E	16	1	0	2	0	117	12.0
C	Darcy Verot	78	10	15	25	-7	347	0	0	0	0	90	11.1
D	Andrew Ference	43	6	18	24	+4	95	3	0	0	0	103	5.8
RW	Dennis Bonvie	65	5	18	23	+2	221	1	0	1	1	68	7.4
C	Dylan Gyori	70	5	15	20	+6	86	2	0	0	0	67	7.5
D	Chris Kelleher	66	6	13	19	+3	37	1	0	0	0	105	5.7
D	Michal Rozsival	29	8	8	16	+3	32	2	1	2	0	59	13.6
D	Brendan Buckley	63	2	8	10	E	62	0	0	1	0	44	4.5
D	Josef Melichar	46	2	5	7	+4	69	0	0	0	0	71	2.8
D	Sebastian Caron	30	0	2	2	--	21	0	0	0	0	0	0.0
D	Shaun Peet	8	1	0	1	+3	7	0	0	0	0	3	33.3
D	Brian Gaffaney	2	0	1	1	+1	0	0	0	0	0	0	0.0
D	Chris Bogas	5	0	1	1	+2	0	0	0	0	0	3	0.0
D	Chris Slater	7	0	1	1	-3	20	0	0	0	0	0	0.0
D	Justin Harney	14	0	1	1	-6	12	0	0	0	0	13	0.0
G	Joel Laing	16	0	1	1	--	0	0	0	0	0	0	0.0
G	Rich Parent	35	0	1	1	--	26	0	0	0	0	0	0.0
G	Mark Scally	1	0	0	0	--	0	0	0	0	0	0	0.0
G	Garth Snow	3	0	0	0	--	2	0	0	0	0	0	0.0
D	Steve Parsons	4	0	0	0	E	12	0	0	0	0	0	0.0
D	Mark Moore	11	0	0	0	+1	2	0	0	0	0	1	0.0
RW	Jim Leger	18	0	0	0	-4	4	0	0	0	0	10	0.0
TOTALS		80	252	433	665		2295	78	6	36	5	2646	9.5
GOALTENDER	GP	MP	GAA	W-L-T	GA	SA	SV%	SO	EN				
Rich Parent	35	2042:57	2.35	17-12-5	80	951	.922	2	4				
Garth Snow	3	177:54	2.36	2-1-0	7	80	.920	0	0				
Joel Laing	16	864:20	3.26	5-8-1	47	433	.902	0	1				
Sebastian Caron	30	1746:23	3.54	12-14-3	103	769	.882	4	3				
Mark Scally	1	6:07	29.43	0-0-0	3	2	.400	0	0				
TOTALS		80	4858:31	3.06	36-35-9	248	2235	.900	6	8			

Playoff Statistics

POS	NAME	GP	G	A	PTS	+/-	PIM	PP	SH	GWG	GT	S	PCT
D	Chris Kelleher	21	7	18	25	+2	4	6	0	0	0	74	9.4
D	Michal Rozsival	21	3	19	22	E	23	1	0	1	0	52	5.8
C	Milan Kraft	14	12	7	19	+5	6	4	1	2	0	62	19.4
RW	Eric Meloche	21	6	10	16	+1	17	4	0	0	0	58	10.3
C	Toby Petersen	21	7	6	13	-1	4	4	0	3	0	78	9.0
RW	Tom Kostopoulos	21	3	9	12	+6	6	0	0	0	0	48	6.3
LW	Greg Crozier	21	6	5	11	+3	16	3	0	0	0	36	16.7
RW	Billy Tibbetts	12	4	6	10	+2	55	3	0	1	0	34	11.8
LW	Martin Sonnenberg	21	4	3	7	E	6	0	1	0	0	57	7.0
C	Alexandre Mathieu	16	4	2	6	+1	14	0	0	2	0	22	18.2
LW	Alexander Zevakhin	21	2	4	6	+3	0	0	0	0	0	21	9.5
D	Trent Cull	21	3	2	5	+3	28	2	0	1	0	40	7.5
C	Darcy Verot	21	2	3	5	E	40	0	0	0	0	16	12.5
D	Josef Melichar	21	0	5	5	+5	6	0	0	0	0	28	0.0
RW	Jason MacDonald	17	1	3	4	-1	66	0	0	1	0	29	3.4
C	Dylan Gyori	18	1	3	4	+4	24	0	0	1	0	12	8.3
RW	Dennis Bonvie	21	0	4	4	-1	35	0	0	0	0	22	0.0
D	Brendan Buckley	21	0	2	2	+3	33	0	0	0	0	8	0.0
D	Andrew Ference	3	1	0	1	+1	12	0	0	0	0	9	11.1
D	Brian Gaffaney	1	0	0	0	E	0	0	0	0	0	0	0.0
RW	Jim Leger	1	0	0	0	E	0	0	0	0	0	1	0.0
D	Mark Moore	3	0	0	0	E	0	0	0	0	0	0	0.0
D	Shaun Peet	7	0	0	0	-1	2	0	0	0	0	1	0.0
G	Rich Parent	21	0	0	0	--	4	0	0	0	0	0	0.0
TOTALS		21	66	111	177		405	27	1	13	0	708	9.3
GOALTENDER	GP	MP	GAA	W-L	GA	SA	SV%	SO	EN				
Rich Parent	21	1346:40	2.58	13-8	58	602	.912	1	0				
TOTALS		21	1350:31	2.58	13-8	58	602	.912	1	0			



Wheeling Nailers - ECHL

ADDRESS:
 Wheeling Nailers (ECHL)
 1144 Market Street
 Suite 202
 Wheeling, WV 26003
Phone: (304) 234-4625
Fax: (304) 233-4846
Website: www.wheelingnailers.com



President / Governor
General Manager
Alternate Governor
Vice President / Chief Operating Officer
Head Coach / Director of Hockey Operations
Assistant Coach
Vice President of Corporate Sales
Director of Marketing
Director of Communications / Broadcaster
Director of Merchandise Sales / Office Manager
Director of Ticketing
Ticket Sales Representative
Athletic Trainer
Equipment Manager

Jeff Barrett
 Ed Johnston
 Michael Baker
 Fred Traynor
 John Brophy
 Pat Bingham
 Mark Landini
 Susie Nelson
 Ned Bowdern
 Tonya Hunt
 David Flatley
 Jason Dawbin
 David Hanna
 Tom Frater

2001-02 Schedule

Fri, Oct. 12	at Atlantic City	7:30 PM	Fri, Jan. 11	DAYTON	7:30 PM
Sun, Oct. 14	TOLEDO	6:00 PM	Sat., Jan. 12	at Greensboro	7:30 PM
Sat., Oct. 20	PEORIA	7:30 PM	Sun., Jan. 13	ATLANTIC CITY	6:00 PM
Sun., Oct. 21	PEORIA	6:00 PM	Tue., Jan. 15	DAYTON	7:00 PM
Sat., Oct. 27	ROANOKE	7:30 PM	Fri., Jan. 18	at Reading	7:05 PM
Sun., Oct. 28	JOHNSTOWN	6:00 PM	Sat., Jan. 19	at Atlantic City	7:30 PM
Wed., Oct. 31	at Johnstown	7:00 PM	Fri., Jan. 25	JOHNSTOWN	7:30 PM
Fri., Nov. 2	at Toledo	7:30 PM	Sat., Jan. 26	at Johnstown	7:30 PM
Sat., Nov. 3	READING	7:30 PM	Thur., Jan. 31	CINCINNATI	7:00 PM
Nov., Nov. 4	TOLEDO	6:00 PM	Fri., Feb. 1	READING	7:30 PM
Fri., Nov. 9	at Peoria	7:30 PM	Sun., Feb. 3	ATLANTIC CITY	3:00 PM
Sat., Nov. 10	at Cincinnati	7:30 PM	Wed., Feb. 6	CINCINNATI	7:00 PM
Sun., Nov. 11	ATLANTIC CITY	6:00 PM	Sat., Feb. 9	at Atlantic City	7:30 PM
Fri., Nov. 16	at Reading	7:05 PM	Fri., Feb. 15	at Peoria	7:00 PM
Sat., Nov. 17	at Atlantic City	7:30 PM	Sat., Feb. 16	at Peoria	7:00 PM
Thur., Nov. 22	TRENTON	7:30 PM	Sun., Feb. 17	at Dayton	6:00 PM
Fri., Nov. 23	at Johnstown	7:30 PM	Wed., Feb. 20	at Trenton	7:05 PM
Sat., Nov. 24	CINCINNATI	7:30 PM	Fri., Feb. 22	RICHMOND	7:30 PM
Tue., Nov. 27	at Dayton	7:00 PM	Sat., Feb. 23	ATLANTIC CITY	7:30 PM
Thur., Nov. 29	TOLEDO	7:00 PM	Fri., Mar. 1	at Dayton	7:30 PM
Sat., Dec. 1	at Reading	7:05 PM	Sat., Mar. 2	at Peoria	7:00 PM
Fri., Dec. 7	READING	7:30 PM	Sun., Mar. 3	at Peoria	3:00 PM
Sat., Dec. 8	at Charlotte	7:30 PM	Wed., Mar. 6	JOHNSTOWN	7:00 PM
Sun., Dec. 9	CINCINNATI	6:00 PM	Fri., Mar. 8	at Trenton	7:35 PM
Fri., Dec. 14	JOHNSTOWN	7:30 PM	Sat., Mar. 9	at Johnstown	7:30 PM
Sat., Dec. 15	at Richmond	7:35 PM	Wed., Mar. 13	at Toledo	7:00 PM
Sun., Dec. 16	DAYTON	6:00 PM	Fri., Mar. 15	TRENTON	7:30 PM
Wed., Dec. 19	at Cincinnati	7:30 PM	Sat., Mar. 16	at Cincinnati	7:30 PM
Fri., Dec. 21	at Toledo	7:30 PM	Sun., Mar. 17	ROANOKE	3:00 PM
Sat., Dec. 22	CINCINNATI	7:30 PM	Tue., Mar. 19	at Roanoke	7:00 PM
Sun., Dec. 23	at Dayton	6:00 PM	Fri., Mar. 22	ATLANTIC CITY	7:30 PM
Sat., Dec. 29	PEORIA	7:30 PM	Sat., Mar. 23	TOLEDO	7:30 PM
Mon., Dec. 31	ROANOKE	7:00 PM	Sun., Mar. 24	at Toledo	3:00 PM
Fri., Jan. 4	PEORIA	7:30 PM	Fri., Mar. 29	at Reading	7:05 PM
Sat., Jan. 5	PEORIA	7:30 PM	Sat., Mar. 30	DAYTON	7:30 PM
Wed., Jan. 9	at Cincinnati	7:30 PM	Sun., Mar. 31	at Cincinnati	3:00 PM

CAPS=Home Games




Regular Season Statistics

NO	PLAYER	POS	GP	G	A	PTS	+/-	PIM	PP	SH	GW	SH SH%
7	Mike Hurley	RW	38	18	15	33	-31	40	6	1	3	111 16.2
	TOTALS		71	31	28	59	-37	64	10	1	6	192 16.1
9	Jamie O'Leary	RW	61	16	40	56	-15	103	4	3	2	142 11.3
15	Buddy Smith	F	52	13	30	43	-26	20	5	0	1	97 13.4
20	Chris Slater	D	57	12	25	37	-17	116	6	1	1	247 4.9
18	Derek Smith	D	63	8	29	37	-6	62	3	0	0	151 5.3
10	Alex Podalinski	LW	68	20	16	36	-27	90	4	0	2	126 15.6
4	Scott McCallum	D	32	4	10	14	-24	24	4	0	0	77 5.2
	TOTALS		72	7	20	27	-24	88	4	0	1	141 5.0
14	Boris Protsenko	RW	48	15	11	26	-25	42	3	0	3	124 12.1
19	Kevin Caufield	F	56	13	12	25	-13	62	5	0	2	127 10.2
26	Doug Schmidt	D	54	7	18	25	-19	166	5	0	2	128 5.5
25	Vitali Kozel	LW	41	11	12	23	-3	24	4	0	2	62 17.7
27	Stefan Brannare	LW	67	8	10	18	-17	224	0	0	1	139 5.8
16	Rob Smillie	LW	17	3	5	8	-13	4	0	0	0	33 9.1
	TOTALS		56	7	11	18	-15	12	0	0	1	85 8.2
5	Brandon Bagnell	D	48	3	5	8	-24	22	1	0	0	62 3.7
21	Scott Wray	LW	17	2	2	4	-9	23	0	0	0	41 4.9
	TOTALS		25	3	4	7	-9	25	1	0	0	59 5.1
2	Antti Kohvakka	D	27	3	2	5	-3	22	1	0	1	32 9.4
	TOTALS		53	3	3	6	-8	41	1	0	1	45 6.7
28	Jason Hamilton	D	41	2	2	4	-11	333	0	0	0	24 8.3
	TOTALS		53	2	3	5	-12	412	0	0	0	29 6.9
12	Arped Mihaly	F	9	0	5	5	1	0	0	0	0	14 0.0
30	Joel Laing	G	47	0	1	1		0	0	0	0	0 0
29	Mark Scally	G	14	0	0	0		0	0	0	0	0 0

NO	PLAYER	GP	MP	GAA	W	L	SOL	SOW	EN	SO	SOG	SOA	GA	SV	SV%
30	Joel Laing	47	2615	2.87	17	18	7	2	5	1	17	42	125	1283	.911
	Shep Harder	1	44	5.48	0	1	0	0	0	0	0	0	4	18	.818
	TOTALS	14	756	3.86	4	9	0	0	2	0	0	0	47	337	.875
	Craig Hillier	19	889	4.19	4	10	1	0	2	0	2	8	62	391	.863
29	Mark Scally	17	825	5.16	3	11	0	0	2	0	0	0	71	432	.859
	TOTALS	72	4382	3.79	24	40	8	2	9	1	19	50	277	2124	.885



Jeff Barrett - President



Barrett, who begins his third season with the Wilkes-Barre/Scranton Penguins, was recently appointed as the president of Lemieux Hockey Development Group on June 1, 2001. Along with his role as team president of the Wilkes-Barre/Scranton Penguins, Barrett will serve in the same capacity with the Wheeling Nailers, the Penguins East Coast Hockey League affiliate. Barrett will oversee the day-to-day business operations of both franchises and will serve on the AHL and ECHL Board of Governors, representing each team, respectively, in league matters.

Under Barrett's direction and leadership, the Penguins have one of the largest season ticket bases in the entire AHL. Last season, the Penguins had more than 5,500 full season-ticket equivalents and that number is expected to be well over 6,500 before the 2001-2002 season gets underway.


Before taking over the reigns of the Wilkes-Barre/Scranton Penguins, Barrett served as vice president of ticket sales for the Pittsburgh Penguins for two seasons (1996-98). Previously, he also served as vice president and general manager of the Penguins practice facility, ICEOPLEX at Southpointe in Canonsburg, PA, and served as general manager of the Pittsburgh Stingrays of the Continental Indoor Soccer League and the Pittsburgh Phantoms of Roller Hockey International.

Before joining the Penguins organization, Barrett worked for Olympia Arena Corporation and was director of operations for Tiger Stadium, former home of the Detroit Tigers. He began his sports management career as assistant director and event coordinator of the Glens Falls Civic Center in upstate New York. Barrett's responsibilities included working closely with the arena's main tenant, the AHL's Adirondack Red Wings.

A native of Saugus, Massachusetts, Barrett received his BS in psychology from Providence College in 1984 and his master's degree in sports management from the University of Massachusetts-Amherst in 1987.

Jeff and his wife KJ have two sons, Casey and Liam.

Glenn Patrick - Head Coach



Glenn Patrick returns for his third season as head coach of the Wilkes-Barre/Scranton Penguins. Patrick led the Penguins to one of the most remarkable turnarounds in American Hockey League history last season as the team reached the Calder Cup Finals. After posting a 23-43-9-5 record during their first season in the AHL two years ago (1999-2000 season), the Penguins finished second in the Mid-Atlantic Division last year with a 36-33-9-2 and reached the postseason for the first time.

Patrick, 51, was named the first head coach in team history on June 1, 1999. Prior to assuming the head coaching duties with the Penguins, Patrick spent two seasons as an assistant coach with the Syracuse Crunch, which shared an affiliation with the NHL's Pittsburgh Penguins and Vancouver Canucks. He joined the Pittsburgh Penguins organization in 1994 as a professional scout.

After an eight-year career as a player, Patrick began his coaching career in 1982 with the Peoria Franciscans of the International Hockey League. In 1991, he served as an assistant coach under John Brophy with the Hampton Roads Admirals of the East Coast Hockey League for two seasons (1991-93).

Patrick began his playing career with Kansas City in the Central Hockey League in 1970. A defenseman throughout his career, he spent the next eight seasons splitting time between the Central Hockey League, Western Hockey League, International Hockey League, American Hockey League, Northeastern Hockey

League and the National Hockey League.

He progressed through the minor leagues and reached the NHL in 1973 with the St. Louis Blues. He appeared in 38 games in the NHL during stints with the Blues (1973-74), California Seals (1974-75) and Cleveland Barons (1976-77), as well as Edmonton (1976-77) in the World Hockey Association. In three NHL seasons, he recorded five points (2-3) and 72 penalty minutes. In 1978, Patrick was a member of the U.S. National team and played at the World Championships in Czechoslovakia.

Patrick was born on April 26, 1950 in New York. He and his wife, Eleanor and have a son, Curtis, and a daughter, Veronica.

John Brophy - Head Coach

John Brophy enters his first year as head coach of the Wheeling Nailers. This will be his 12th season of coaching in the East Coast Hockey League after 11 seasons with the Hampton Roads Admirals. Over all John has 27 years of head coaching experience to his credit.

After a successful minor league playing career that spanned 20 years, John began his coaching career with the Long Island Ducks of the North American Hockey League for the 1973-74 season. Over the years he has coached at every level including the NHL. He coached in the Southern Hockey League and the World Hockey Association before coaching the Montreal Canadiens top minor league affiliate, the Nova Scotia Voyageurs of the American Hockey League from 1981-84. In 1984 John was named as an assistant coach for the Toronto Maple Leafs. The next season he was named head coach for the Maple Leafs AHL affiliate, the St. Catharines Saints. After one season with St. Catharines, John was named head coach of the NHL's Toronto Maple Leafs and remained with the team in that capacity for two and a half seasons.

After he left Toronto, John accepted the job with the Hampton Roads Admirals. In his 11 seasons behind the Admirals' bench he won two division titles and three league championships. He has sent more players to the NHL from the ECHL than any other coach and he is the ECHL all-time leader in regular season and post-season coaching victories. With 964 career coaching victories, John is 36 wins away from becoming only the second coach in hockey history to record 1000 professional victories.

PITTSBURGH



PENGUINS

FLORIAN
FLR FEN

7:34

FLORIAN
FLR FEN



LEMIEUX

66

1984-1997

SEASON IN REVIEW



2000-01 Game by Game (First Half)

Gm. No.	Date	Opponent	Score	W/L/T/OTL	Penguins Winning or		W-L-T-OTL	PTS	GF-GA	PCT.	ATTN.
					Goalie(s)	Tying Goal					
1	Oct. 6	NSH	1-3	L	Aubin	Yachmenev	0-1-0-0	0	1-3	.000	13,849
2	Oct. 7	NSH	3-1	W	Aubin	Straka	1-1-0-0	2	4-4	.500	13,426
3	Oct. 13	TB	3-2	W	Aubin	Jagr	2-1-0-0	4	7-6	.667	14,927
4	Oct. 14	NYR	8-6	W	Aubin	Simicek	3-1-0-0	6	15-12	.750	14,830
5	Oct. 18	CAR	2-3	L	Aubin	Francis	3-2-0-0	6	17-15	.600	14,035
6	Oct. 19	@OTT	3-3*	T	Snow	Straka	3-2-1-0	7	20-18	.583	17,679
7	Oct. 21	CBJ	5-2	W	Aubin	Lang	4-2-1-0	9	25-20	.643	14,239
8	Oct. 25	OTT	2-3	L	Snow	Arvedson	4-3-1-0	9	27-23	.563	15,823
9	Oct. 27	@NYR	4-1	W	Aubin	Straka	5-3-1-0	11	31-24	.556	18,200
10	Oct. 28	NJ	0-9	L	AUB/Sno	Stevenson	5-4-1-0	11	31-33	.550	16,958*
11	Nov. 1	@SJ	2-3	L	Aubin	Friesen	5-5-1-0	11	33-36	.500	17,496
12	Nov. 3	@VAN	4-2	W	Snow	Corbet	6-5-1-0	13	37-38	.542	17,875
13	Nov. 4	@CGY	1-1*	T	Snow	Corbet	6-5-2-0	14	38-39	.538	16,459
14	Nov. 8	PHI	5-2	W	Aubin	Kovalev	7-5-2-0	16	43-41	.571	15,035
15	Nov. 10	@NJ	4-2	W	Snow	Kralit	8-5-2-0	18	47-43	.600	16,035
16	Nov. 11	EDM	5-2	W	Aubin	Jagr	9-5-2-0	20	52-45	.625	16,653
17	Nov. 13	@COL	2-3*	OTL	Snow	Sakic	9-5-2-1	21	54-48	.618	18,007
18	Nov. 16	@STL	3-4	L	Snow	Turgeon	9-6-2-1	21	57-52	.583	18,907
19	Nov. 18	ATL	3-1	W	Snow	Straka	10-6-2-1	23	60-53	.552	14,817
20	Nov. 22	CAR	1-3	L	Aubin	Brindley	10-7-2-1	23	61-58	.575	13,356
21	Nov. 24	@PHI	1-0	W	Snow	Kovalev	11-7-2-1	25	62-56	.595	19,759
22	Nov. 25	LA	2-2*	T	Snow	Kovalev	11-7-3-1	26	64-58	.591	16,958*
23	Nov. 28	@BOS	1-3	L	Snow	Allison	11-8-3-1	26	65-61	.565	13,797
24	Dec. 1	@BUF	6-4	W	Snow	Beranek	12-8-3-1	28	71-65	.583	18,690
25	Dec. 2	BUF	2-3	L	Snow	Varada	12-9-3-1	28	73-68	.560	16,958*
26	Dec. 5	@OTT	4-2	W	Snow	Sleggr	13-9-3-1	30	77-70	.577	17,422
27	Dec. 6	BOS	2-3	L	Snow	Guenn	13-10-3-1	30	79-73	.556	13,307
28	Dec. 9	@TOR	1-5	L	Snow	Tucker	13-11-3-1	30	80-78	.536	19,313
29	Dec. 10	@DET	4-3	W	Snow	Petersen	14-11-3-1	32	84-81	.552	19,995
30	Dec. 13	TOR	4-7	L	SNO/Par	Markov	14-12-3-1	32	88-88	.533	15,710
31	Dec. 15	FLA	1-4	L	Snow	Nilson	14-13-3-1	32	89-92	.516	15,004
32	Dec. 16	@MTL	4-4*	T	Parent	Koivu	14-13-4-1	33	93-96	.516	18,693
33	Dec. 20	@FLA	2-2*	T	Parent	Kraft	14-13-5-1	34	95-98	.515	13,992
34	Dec. 21	@TB	1-1*	T	Snow	Jagr	14-13-6-1	35	96-99	.515	14,444
35	Dec. 23	DAL	2-8	L	SNO/Par	Nieuwendyk	14-14-6-1	35	98-107	.500	16,505
36	Dec. 28	@BUF	5-3	W	Snow	Kovalev	15-14-6-1	37	103-110	.514	18,690
37	Dec. 27	TOR	5-0	W	Snow	Jagr	16-14-6-1	39	108-110	.527	17,148*
38	Dec. 30	OTT	5-3	W	Snow	Jagr	17-14-6-1	41	113-113	.539	17,148*
39	Jan. 3	WSH	3-2	W	Snow	Jagr	18-14-6-1	43	116-115	.551	16,986*
40	Jan. 5	MTL	3-4	L	Snow	Weirich	18-15-6-1	43	119-119	.538	17,148
41	Jan. 8	@WSH	5-3	W	Aubin	Moran	19-15-6-1	45	124-122	.549	18,672



2000-01 Game by Game (Second Half)

Gm. No.	Date	Opponent	Score	W/L/T/OTL	Penguins Winning or		W-L-T-OTL	PTS	GF-GA	PCT.	ATTN.
					Goalie(s)	Tying Goal					
42	Jan. 9	@BOS	2-5	L	Snow	Kovalevko	19-16-6-1	45	126-127	.536	17,565
43	Jan. 12	NYI	4-3	W	Aubin	Kovalev	20-16-6-1	47	130-130	.547	17,148*
44	Jan. 13	@NYI	5-6	L	Aubin	Parrish	20-17-6-1	47	135-136	.534	16,297
45	Jan. 15	ANA	3-2	W	Aubin	Kovalev	21-17-6-1	49	138-138	.544	17,148*
46	Jan. 17	@PHX	4-5	L	Aubin	Tkachuk	21-18-6-1	49	142-143	.533	16,210
47	Jan. 19	@DAL	5-6*	OTL	Snow	Sydor	21-18-6-2	50	147-149	.532	17,001
48	Jan. 21	@CHI	4-0	W	Snow	Straka	22-18-6-2	52	151-149	.542	22,135
49	Jan. 24	MTL	3-1	W	Snow	Lemieux	23-18-6-2	54	154-150	.551	16,980*
50	Jan. 27	ATL	5-1	W	Snow	Kovalev	24-18-6-2	56	159-151	.560	17,148*
51	Jan. 30	@ATL	6-3	W	Aubin	Lemieux	25-18-6-2	58	165-154	.569	19,008
52	Jan. 31	PHI	1-5	L	Aubin	Hull	25-19-6-2	58	166-159	.558	17,148*
53	Feb. 7	PHI	9-4	W	Sno/AUB	Jagr	26-19-6-2	60	175-163	.566	17,148*
54	Feb. 10	NJ	5-4*	W	Aub/PAR	Kovalev	27-19-6-2	62	180-167	.574	17,148*
55	Feb. 11	@MIN	2-4	L	Aubin	Leschyshyn	27-20-6-2	62	182-171	.564	18,568
56	Feb. 14	MIN	2-1	W	Aubin	Lemieux	28-20-6-2	64	184-172	.571	16,997*
57	Feb. 16	@NJ	4-4*	T	Parent	Arnett	28-20-7-2	65	188-176	.571	19,040
58	Feb. 17	@CBJ	3-2*	W	Aubin	Kovalev	29-20-7-2	67	191-178	.578	18,136
59	Feb. 19	COL	1-5	L	Aubin	Nieminen	29-21-7-2	67	192-183	.568	17,148*
60	Feb. 21	FLA	3-2*	W	Aubin	Lemieux	30-21-7-2	69	195-185	.575	16,968*
61	Feb. 23	NYR	6-4	W	Aubin	Kovalev	31-21-7-2	71	201-189	.582	17,148*
62	Feb. 25	NYI	6-1	W	Aubin	Hrdina	32-21-7-2	73	207-190	.589	17,148*
63	Feb. 28	@MTL	2-4	L	Aubin	Koivu	32-22-7-2	73	209-194	.579	21,273
64	Mar. 2	@NYR	7-5	W	Aubin	Jagr	33-22-7-2	75	216-199	.586	18,200
65	Mar. 3	@WSH	3-4	L	Parent	Zednik	33-23-7-2	75	219-203	.577	18,672
66	Mar. 7	WSH	3-4	L	Aubin	Halpern	33-24-7-2	75	222-207	.568	17,148*
67	Mar. 8	@ATL	5-3	W	Aubin	Norton	34-24-7-2	77	227-210	.575	18,558
68	Mar. 10	CGY	6-3	W	Aubin	Jagr	35-24-7-2	79	233-213	.581	17,148*
69	Mar. 12	@NYR	3-3*	T	Aubin	Leetch	35-24-8-2	80	236-216	.560	18,200
70	Mar. 14	NYI	1-3	L	Aubin	Scotchard	35-25-8-2	80	237-219	.571	17,109*
71	Mar. 16	@FLA	6-3	W	Hedberg	Beraneck	36-25-8-2	82	243-222	.577	19,250
72	Mar. 17	@TB	1-5	L	Hedberg	St. Louis	36-26-8-2	82	244-227	.569	20,835
73	Mar. 20	BOS	2-2*	T	Hedberg	Hrdina	36-26-9-2	83	246-229	.568	17,148*
74	Mar. 23	@CAR	3-5	L	Aubin	Kapanen	36-27-9-2	83	249-234	.561	18,730
75	Mar. 25	@NJ	4-2	W	Hedberg	Morozov	37-27-9-2	85	253-238	.567	19,040
76	Mar. 27	BUF	4-1	W	Hedberg	Lang	38-27-9-2	87	257-237	.572	17,148*
77	Mar. 29	CHI	5-2	W	Hedberg	Jagr	39-27-9-2	89	262-239	.578	17,148*
78	Mar. 31	STL	5-3	W	Hedberg	Lemieux	40-27-9-2	91	267-242	.583	17,148*
79	Apr. 2	@NYI	1-4	L	Snow	Scotchard	40-28-9-2	91	268-246	.576	12,507
80	Apr. 4	TB	4-2	W	Hedberg	Jagr	41-28-9-2	93	272-248	.581	17,148*
81	Apr. 7	@PHI	3-4*	OTL	Snow	Leclair	41-28-9-3	94	275-252	.580	19,775
82	Apr. 8	@CAR	6-4	W	Hedberg	Ference	42-28-9-3	96	281-256	.585	18,730



2000-01 Game by Game (Home)

im. No.	Date	Opponent	Score	W/L/T/OTL	Penguins Winning or		W-L-T-OTL	PTS	GF-GA	PCT.	ATTN.
					Goalie(s)	Tying Goal					
1	Oct. 13	TB	3-2	W	Aubin	Jagr	1-0-0-0	2	3-2	1,000	14,927
2	Oct. 14	NYR	6-6	W	Aubin	Simicek	2-0-0-0	4	11-8	1,000	14,830
3	Oct. 18	CAR	2-3	L	Aubin	Francis	2-1-0-0	4	13-11	.667	14,035
4	Oct. 21	CBJ	5-2	W	Aubin	Lang	3-1-0-0	6	18-13	.750	14,239
5	Oct. 25	OTT	2-3	L	Snow	Arvedson	3-2-0-0	6	20-16	.600	15,823
6	Oct. 28	NJ	0-9	L	AUB/Sno	Stevenson	3-3-0-0	6	20-25	.500	16,958*
7	Nov. 8	PHI	5-2	W	Aubin	Kovalev	4-3-0-0	8	25-27	.571	15,035
8	Nov. 11	EDM	5-2	W	Aubin	Jagr	5-3-0-0	10	30-29	.625	16,653
9	Nov. 18	ATL	3-1	W	Snow	Straka	6-3-0-0	12	33-30	.666	14,817
10	Nov. 22	CAR	1-3	L	Aubin	Brind/Bmour	6-4-0-0	12	34-33	.600	13,356
11	Nov. 25	LA	2-2	T	Snow	Kovalev	6-4-1-0	13	36-35	.591	16,958*
12	Dec. 2	BUF	2-3	L	Snow	Varada	6-5-1-0	13	38-38	.542	16,958*
13	Dec. 6	BOS	2-3	L	Snow	Guerin	6-6-1-0	13	40-41	.500	13,307
14	Dec. 13	TOR	4-7	L	SNO/Par	Markov	6-7-1-0	13	44-48	.464	15,710
15	Dec. 15	FLA	1-4	L	Snow	Nilson	6-8-1-0	13	45-52	.433	15,004
16	Dec. 23	DAL	2-8	L	SNO/Par	Nimwendyk	6-9-1-0	13	47-60	.406	16,505
17	Dec. 27	TOR	5-0	W	Snow	Jagr	7-9-1-0	15	52-60	.469	17,148*
18	Dec. 30	OTT	5-3	W	Snow	Jagr	8-9-1-0	17	57-63	.472	17,148*
19	Jan. 3	WSH	3-2	W	Snow	Jagr	9-9-1-0	19	60-65	.500	16,986*
20	Jan. 5	MTL	3-4	L	Snow	Weinrich	9-10-1-0	19	63-69	.475	17,148
21	Jan. 12	NYI	4-3	W	Aubin	Kovalev	10-10-1-0	21	67-72	.500	17,148*
22	Jan. 15	ANA	3-2	W	Aubin	Kovalev	11-10-1-0	23	70-74	.523	17,148*
23	Jan. 24	MTL	3-1	W	Snow	Lemieux	12-10-1-0	25	73-75	.543	16,980*
24	Jan. 27	ATL	5-1	W	Snow	Kovalev	13-10-1-0	27	78-76	.563	17,148*
25	Jan. 31	PHI	1-5	L	Aubin	Hull	13-11-1-0	27	79-81	.540	17,148*
26	Feb. 7	PHI	9-4	W	Sno/AUB	Jagr	14-11-1-0	29	88-85	.557	17,148*
27	Feb. 10	NJ	5-4	W	Aub/PAR	Kovalev	15-11-1-0	31	93-89	.574	17,148*
28	Feb. 14	MIN	2-1	W	Aubin	Lemieux	16-11-1-0	33	95-90	.589	16,997*
29	Feb. 19	COL	1-5	L	Aubin	Nieminen	16-12-1-0	33	96-95	.569	17,148*
30	Feb. 21	FLA	3-2	W	Aubin	Lemieux	17-12-1-0	35	99-97	.583	16,958*
31	Feb. 23	NYR	6-4	W	Aubin	Kovalev	18-12-1-0	37	105-101	.597	17,148*
32	Feb. 25	NYI	6-1	W	Aubin	Hrdina	19-12-1-0	39	111-102	.609	17,148*
33	Mar. 7	WSH	3-4	L	Aubin	Halpern	19-13-1-0	39	114-106	.591	17,148*
34	Mar. 10	CGY	6-3	W	Aubin	Jagr	20-13-1-0	41	120-109	.603	17,148*
35	Mar. 14	NYI	1-3	L	Aubin	Scotchard	20-14-1-0	41	121-112	.586	17,109*
36	Mar. 20	BOS	2-2	T	Hedberg	Hrdina	20-14-2-0	42	123-114	.583	17,148*
37	Mar. 27	BUF	4-1	W	Hedberg	Lang	21-14-2-0	44	127-115	.595	17,148*
38	Mar. 29	CHI	5-2	W	Hedberg	Jagr	22-14-2-0	46	132-117	.605	17,148*
39	Mar. 31	STL	5-3	W	Hedberg	Lemieux	23-14-2-0	48	137-120	.615	17,148*
40	Apr. 4	TB	4-2	W	Hedberg	Jagr	24-14-2-0	50	141-122	.625	17,148*



2000-01 Game by Game (Road)

Gm. No.	Date	Opponent	Score	W/L/T/OTL	Penguins Winning or		W-L-T-OTL	PTS	GF-GA	PCT.	ATTN.
					Goalie(s)	Tying Goal					
1	Oct. 19	@OTT	3-3*	T	Snow	Straka	0-0-1-0	1	3-3	.500	17,679
2	Oct. 27	@NYR	4-1	W	Aubin	Straka	1-0-1-0	3	7-4	.750	18,200
3	Nov. 1	@SJ	2-3	L	Aubin	Friesen	1-1-1-0	3	9-7	.500	17,496
4	Nov. 3	@VAN	4-2	W	Snow	Corbet	2-1-1-0	5	13-9	.625	17,875
5	Nov. 4	@CGY	1-1*	T	Snow	Corbet	2-1-2-0	6	14-10	.600	16,459
6	Nov. 10	@NJ	4-2	W	Snow	Kraft	3-1-2-0	8	18-12	.667	16,035
7	Nov. 13	@COL	2-3*	OTL	Snow	Sakic	3-1-2-1	9	20-15	.643	18,007
8	Nov. 16	@STL	3-4	L	Snow	Turgeon	3-2-2-1	9	23-19	.563	18,907
9	Nov. 24	@PHI	1-0	W	Snow	Kovalev	4-2-2-1	11	24-19	.611	19,759
10	Nov. 28	@BOS	1-3	L	Snow	Allison	4-3-2-1	11	25-22	.550	13,797
11	Dec. 1	@BUF	6-4	W	Snow	Beranek	5-3-2-1	13	31-26	.591	18,690
12	Dec. 5	@OTT	4-2	W	Snow	Slegr	6-3-2-1	15	35-28	.625	17,422
13	Dec. 9	@TOR	1-5	L	Snow	Tucker	6-4-2-1	15	36-33	.577	19,313
14	Dec. 10	@DET	4-3	W	Snow	Petersen	7-4-2-1	17	40-36	.607	19,985
15	Dec. 16	@MTL	4-4*	T	Parent	Koivu	7-4-3-1	18	44-40	.600	18,693
16	Dec. 20	@FLA	2-2*	T	Parent	Kraft	7-4-4-1	19	46-42	.594	13,992
17	Dec. 21	@TB	1-1*	T	Snow	Jagr	7-4-5-1	20	47-43	.588	14,444
18	Dec. 26	@BUF	5-3	W	Snow	Kovalev	8-4-5-1	22	52-46	.611	18,690
19	Jan. 8	@WSH	5-3	W	Aubin	Moran	9-4-5-1	24	57-49	.632	18,672
20	Jan. 9	@BOS	2-5	L	Snow	Kovalenko	9-5-5-1	24	59-54	.600	17,565
21	Jan. 13	@NYI	5-6	L	Aubin	Parrish	9-6-5-1	24	64-60	.572	16,297
22	Jan. 17	@PHX	4-5	L	Aubin	Tkachuk	9-7-5-1	24	68-65	.545	16,210
23	Jan. 19	@DAL	5-6*	OTL	Snow	Sydor	9-7-5-2	25	73-71	.543	17,001
24	Jan. 21	@CHI	4-0	W	Snow	Straka	10-7-5-2	27	77-71	.563	22,135
25	Jan. 30	@ATL	6-3	W	Aubin	Lemieux	11-7-5-2	29	83-74	.580	19,008
26	Feb. 11	@MIN	2-4	L	Aubin	Leschyshyn	11-8-5-2	29	85-78	.558	18,588
27	Feb. 16	@NJ	4-4*	T	Parent	Arnett	11-8-6-2	30	89-82	.556	19,040
28	Feb. 17	@CBJ	3-2*	W	Aubin	Kovalev	12-8-6-2	32	92-84	.571	18,136
29	Feb. 28	@MTL	2-4	L	Aubin	Koivu	12-9-6-2	32	94-88	.552	21,273
30	Mar. 2	@NYR	7-5	W	Aubin	Jagr	13-9-6-2	34	101-93	.567	18,200
31	Mar. 3	@WSH	3-4	L	Parent	Zednik	13-10-6-2	34	104-97	.548	18,672
32	Mar. 8	@ATL	5-3	W	Aubin	Norton	14-10-6-2	36	109-100	.563	18,558
33	Mar. 12	@NYR	3-3*	T	Aubin	Leetch	14-10-7-2	37	112-103	.561	18,200
34	Mar. 16	@FLA	6-3	W	Hedberg	Beranek	15-10-7-2	39	118-106	.574	19,250
35	Mar. 17	@TB	1-5	L	Hedberg	St. Louis	15-11-7-2	39	119-111	.557	20,835
36	Mar. 23	@CAR	3-5	L	Aubin	Kapanen	15-12-7-2	39	122-116	.542	18,730
37	Mar. 25	@NJ	4-2	W	Hedberg	Morozov	16-12-7-2	41	126-118	.554	19,040
38	Apr. 2	@NYI	1-4	L	Snow	Scatchard	16-13-7-2	41	127-122	.539	12,507
39	Apr. 7	@PHI	3-4*	OTL	Snow	Leclair	16-13-7-3	42	130-126	.538	19,775
40	Apr. 8	@CAR	6-4	W	Hedberg	Ference	17-13-7-3	44	136-130	.550	18,730



2000-01 Statistics

POS	NO	NAME	GP	G	A	PTS	+/-	PIM	PP	SH	GWG	GT	S	PCT	
RW	68	Jaromir Jagr	81	52	69	121	19	42	14	1	10	1	317	16.4	
RW	27	Alexei Kovalev	79	44	51	95	12	96	12	2	9	1	307	14.3	
C	82	Martin Straka	82	27	68	95	19	38	7	1	4	1	185	14.6	
C	20	Robert Lang	82	32	48	80	20	28	10	0	2	0	177	18.1	
C	66	Mario Lemieux	43	35	41	76	15	18	16	1	5	0	171	20.5	
C	38	Jan Hrdina	78	15	28	43	19	48	3	0	1	1	89	16.9	
LW	25	Kevin Stevens	-PIT	32	8	15	23	-4	55	2	0	0	0	76	10.5
			-PHI	23	2	7	9	-2	18	0	0	0	0	31	6.5
			TOT.	55	10	22	32	-6	73	2	0	0	0	107	9.3
LW	18	Josef Beranek	70	9	14	23	-7	43	2	0	2	0	152	5.9	
D	8	Hans Jonsson	58	4	18	22	11	22	2	0	0	0	44	9.1	
C	15	Wayne Primeau	-PIT	28	1	6	7	E	54	0	0	0	0	30	3.3
			-TB	47	2	13	15	-17	77	0	0	0	0	47	4.3
			TOT.	75	3	19	22	-17	131	0	0	0	0	77	3.9
D	5	Janne Laukkanen	50	3	17	20	9	34	0	0	0	0	0	58	5.2
RW	95	Aleksey Morozov	66	5	14	19	-8	6	0	0	1	0	72	8.9	
D	11	Darius Kasparaitis	77	3	16	19	11	111	1	0	0	0	81	3.7	
LW	9	Rene Corbet	43	8	9	17	-3	57	2	0	1	1	85	9.4	
D	7	Andrew Ference	36	4	11	15	6	28	1	0	1	0	47	8.5	
C	14	Milan Kraft	42	7	7	14	-6	8	1	1	1	1	63	11.1	
C	37	Kip Miller	33	3	8	11	E	6	1	0	0	0	0	38	7.9
D	26	Frantisek Kucera	-PIT	7	0	2	2	-2	0	0	0	0	0	9	0.0
			-CBJ	49	2	5	7	-5	12	0	0	0	0	51	3.9
			TOT.	55	2	7	9	-7	12	0	0	0	0	60	3.3
C	17	Toby Petersen	12	2	6	8	3	4	0	0	1	0	25	8.0	
D	24	Ian Moran	40	3	4	7	5	28	0	0	1	0	73	4.1	
LW	22	Dan LaCouture	-PIT	11	0	0	0	E	14	0	0	0	0	1	0.0
			-EDM	37	2	4	6	-2	29	0	0	1	0	22	9.1
			TOT.	49	2	4	6	-2	43	0	0	1	0	23	8.7
D	28	Michal Rozsival	30	1	4	5	3	26	0	0	0	0	17	5.9	
LW	29	Krzysztof Oliwa	-PIT	26	1	2	3	-4	131	0	0	0	0	17	5.9
			-CBJ	10	0	2	2	1	34	0	0	0	0	5	0.0
			TOT.	36	1	4	5	-3	165	0	0	0	0	22	4.5
D	3	Marc Bergevin	-PIT	36	1	4	5	5	26	0	0	0	0	11	9.1
			-STL	2	0	0	0	1	0	0	0	0	0	1	0.0
			TOT.	38	1	4	5	6	26	0	0	0	0	12	8.3
D	6	Bob Boughner	58	1	3	4	18	147	0	0	0	0	0	46	2.2
RW	12	Billy Tibbetts	29	1	2	3	-2	79	0	0	0	0	0	16	6.3
D	4	Bobby Dollas	-PIT	5	0	0	0	E	4	0	0	0	0	6	0.0
			-SJ	16	1	1	2	4	14	0	0	0	0	5	20.0
			TOT.	21	1	1	2	4	18	0	0	0	0	11	9.1
LW	23	Steve McKenna	-PIT	34	0	0	0	-4	100	0	0	0	0	7	0.0
			-MIN	20	1	1	2	0	19	0	0	0	0	12	8.3
			TOT.	54	1	1	2	-4	119	0	0	0	0	19	5.3
D	2	Josef Melichar	18	0	2	2	-5	21	0	0	0	0	0	9	0.0
G	30	Jean-Sebastien Aubin	36	0	1	1		4	0	0	0	0	0	0	0.0
LW	32	Greg Crozier	1	0	0	0	E	0	0	0	0	0	0	0	0.0
RW	16	Dennis Bonvie	3	0	0	0	-1	0	0	0	0	0	1	0.0	
G	31	Rich Parent	7	0	0	0		0	0	0	0	0	0	0	0.0
G	1	Johan Hedberg	9	0	0	0		0	0	0	0	0	0	0	0.0
G	34	Garth Snow	35	0	0	0		8	0	0	0	0	0	0	0.0
TOTAL LS			82	281	503	784	109	1585	76	7	42	6	2394	11.7	
OPPONENT TOTAL LS			82	256	453	709	-148	1536	78	11	31	3	2397	10.7	

NO.	GOALTENDER	GP	MP	GAA	W-L-T	GA	SA	SV%	SO	EN
1	Johan Hedberg	9	545	2.64	7-1-1	24	253	.905	0	0
34	Garth Snow	35	2032	2.98	14-15-4	101	1014	.900	3	1
31	Rich Parent	7	332	3.07	1-1-3	17	150	.887	0	1
30	Jean-Sebastien Aubin	36	2050	3.13	20-14-1	107	973	.890	0	5
TOTAL LS		82	4978	3.09	42-31-9	256	2397	.893	3	7
OPPONENT TOTAL LS		82	4978	3.39	31-42-9	281	2394	.883	1	14



2000-01 Fast Facts

Record in 10-Game Segments

GAMES	RECORD	PTS	GF	GA
1-10	5-4-1-0	11	31	33
11-20	5-3-1-1	12	30	23
21-30	4-5-1-0	9	27	32
31-40	4-3-3-0	11	31	31
41-50	6-3-0-1	13	40	32
51-60	6-3-1-0	13	36	34
61-70	5-4-1-0	11	42	34
71-80	6-3-1-0	13	35	29
81-82	1-0-0-1	3	9	8

League Rankings

	No.	Rank
Goal Scoring	281	2 nd
Goals Allowed	256	26 th
Power Play Proficiency	20.3	5 th
Penalty Killing Efficiency	80.7	T-26 th
Power Play Goals Scored	76	3 rd
Power Play Goals Allowed	78	27 th
Points	96	T-9 th
Wins	42	9 th
Losses	28	T-10 th
Home Wins	24	T-7 th
Road Wins	18	T-7 th
Penalty Minutes	1585	30 th
Short-handed Goals Scored	7	20 th
Short-handed Goals Allowed	11	T-19 th
Hat-tricks	9	1 st

Record by Months

OCTOBER	5-4-1-0
NOVEMBER	6-4-2-1
DECEMBER	6-6-3-0
JANUARY	8-5-0-1
FEBRUARY	7-3-1-0
MARCH	8-5-2-0
APRIL	2-1-0-1

Record Against Divisions

	W	L	T	OTL	PTS	PCT
ATLANTIC	12	6	2	1	27	.675
NORTHEAST	7	9	3	0	17	.447
SOUTHEAST	11	7	2	0	24	.600
CENTRAL	7	2	0	0	14	.778
NORTHWEST	4	2	1	1	10	.625
PACIFIC	1	3	1	1	4	.333

Record in Back To Back Games	22-14-7-1	Record in Four Goal Games	2-4-0-0
First Game	14-5-2-1	Record in Five Goal Games	3-2-0-0
Second Game	8-9-5-0	Record When Scoring Five or More Goals	22-1-0-1
Record After A Win	17-18-4-2	Record When Scoring Four Goals	10-2-2-0
Record After A Loss (or ot)	22-5-3-1	Record When Scoring Three Goals	8-5-2-1
Record After A Tie	3-4-2-0	Record When Scoring Two or Less Goals	2-20-5-1
Record When Scoring First	24-10-0-2	Record When Allowing Two or Less Goals	25-0-5-0
Record When Opponent Scored First	18-18-9-1	Record When Allowing Three Goals	10-9-2-1
Record When Leading After First Period	22-6-0-2	Record When Allowing Four Goals	5-8-2-1
Record When Trailing After First Period	10-15-7-1	Record When Allowing Five or More Goals	2-11-0-1
Record When Tied After First Period	10-7-2-0	First Half Record	19-15-6-1
Record When Leading After Two Periods	26-2-0-1	Second Half Record	23-13-3-2
Record When Trailing After Two Periods	4-24-4-2	Home Record	24-15-2-0
Record When Tied After Two Periods	12-2-5-0	First Half	9-11-1-0
Record in One Goal Games	10-11-0-3	Second Half	15-4-1-0
Record in Two Goal Games	18-7-0-0	Road Record	18-13-7-3
Record in Three Goal Games	9-4-0-0	First Half	10-4-5-1
Record in Four Goal Games	2-4-0-0	Second Half	8-9-2-2



 2000-01 Transactions

August 3	Signed forwards Rene Corbet and Matthew Barnaby.
August 10	Signed forward Dennis Bonvie.
August 24	Signed left wing Josef Beranek
August 28	Signed defenseman Trent Cull
August 28	Signed defenseman Mark Moore.
September 19	Signed goaltender Rich Parent.
September 24	Resigned goaltender Jean-Sebastien Aubin.
September 24	Signed forward Kip Miller.
September 27	Assigned forward Billy Tibbetts to Wilkes-Barre/Scranton (AHL).
September 29	Signed forward Jason MacDonald.
October 10	Signed goaltender Garth Snow.
November 6	Assigned forward Dennis Bonvie to Wilkes-Barre/Scranton (AHL).
November 12	Recalled defenseman Andrew Ference from Wilkes-Barre/Scranton (AHL).
November 14	Signed defenseman Jeff Norton.
November 14	Acquired defenseman Dan Trebil from the New York Islanders in exchange for a ninth round pick in the 2001 Entry Draft.
December 2	Recalled goaltender Rich Parent from Wilkes-Barre/Scranton (AHL).
December 5	Recalled forward Toby Petersen from Wilkes-Barre/Scranton (AHL).
December 6	Recalled forwards Billy Tibbetts and Greg Crozier from Wilkes-Barre/Scranton (AHL).
December 6	Reassigned defenseman Josef Melichar to Wilkes-Barre/Scranton (AHL).
December 7	Reassigned forwards Toby Petersen, Billy Tibbetts and Greg Crozier to Wilkes-Barre/Scranton (AHL).
December 9	Recalled forwards Toby Petersen and Dennis Bonvie from Wilkes-Barre/Scranton (AHL).
December 12	Reassigned forward Dennis Bonvie and defenseman Andrew Ference to Wilkes-Barre/Scranton (AHL).
December 16	Recalled goaltender Sebastien Caron from Wilkes-Barre/Scranton (AHL).
December 21	Reassigned goaltender Sebastien Caron to Wilkes-Barre/Scranton (AHL).
December 28	Acquired defenseman Marc Bergevin from St. Louis in exchange for defenseman Dan Trebil.
December 28	Reassigned defenseman Michal Rozsival and forward Toby Petersen to Wilkes-Barre/Scranton (AHL).
January 1	Reassigned goaltender Rich Parent to Wilkes-Barre/Scranton (AHL).
January 13	Acquired left wing Steve McKenna from Minnesota in exchange for Roman Simicek.
January 14	Traded defenseman Jiri Slegr to Atlanta in exchange for a third round pick in the 2001 Entry Draft.
January 14	Acquired left wing Kevin Stevens from Philadelphia in exchange for defenseman John Slaney.
January 14	Acquired left wing Krzysztof Oliwa from Columbus in exchange for a third round pick in the 2001 Entry Draft.
January 14	Assigned center Milan Kraft to Wilkes-Barre/Scranton (AHL).
January 15	Recalled forward Billy Tibbetts from Wilkes-Barre/Scranton (AHL).
February 1	Acquired center Wayne Primeau from Tampa Bay in exchange for Matthew Barnaby.
February 5	Assigned forward Kip Miller to Grand Rapids (IHL).
February 9	Recalled goaltender Rich Parent from Wilkes-Barre/Scranton (AHL).
February 21	Recalled defenseman Andrew Ference from Wilkes-Barre/Scranton (AHL).
February 23	Recalled defensemen Sven Butenschon and Josef Melichar from Wilkes-Barre/Scranton (AHL).
March 9	Reassigned defenseman Josef Melichar to Wilkes-Barre/Scranton (AHL).
March 12	Acquired goaltender Johan Hedberg and defenseman Bobby Dollas from San Jose in exchange for Jeff Norton.
March 13	Acquired left wing Dan LaCouture from Edmonton in exchange for Sven Butenschon.
March 13	Acquired defenseman Frantisek Kucera from Columbus in exchange for a sixth round pick in the 2001 Entry Draft.
March 13	Reassigned defenseman Josef Melichar and goaltender Rich Parent to Wilkes-Barre/Scranton (AHL).
April 20	Assigned forward Billy Tibbetts to Wilkes-Barre/Scranton (AHL).
May 4	Recalled center Milan Kraft from Wilkes-Barre/Scranton (AHL).



2000-01 Season Highlights

- * The Penguins open the 2000-2001 regular season by playing two games in Japan against the Nashville Predators. Nashville defeats the Penguins 3-1 in the first game on October 6th and the Penguins defeat Nashville 3-1 in the second game on October 7th.
- * Jaromir Jagr records his first ever four-goal game on October 14 vs. NY Rangers in an 8-6 Penguins' win.
- * Alexei Kovalev records a hat-trick leading the Penguins to a 5-2 win over the Flyers at Mellon Arena on Nov. 8.
- * Jaromir Jagr scores his 400th career goal on November 13 at Colorado.
- * Garth Snow records his first shutout of the season, making 36 saves in a 1-0 win at Philadelphia on Nov. 24.
- * On December 11th, Mario Lemieux holds a press conference to announce his intent to resume his playing career.
- * Jaromir Jagr scores a natural hat-trick in a 4-4 tie with the Canadiens at the Molson Centre in Montreal on Dec. 16.
- * Mario Lemieux returns to Mellon Arena ice for the first time since April 23, 1997 and scores a goal and adds two assists as the Penguins defeated Toronto 5-0 on Dec. 27.
- * Mario Lemieux and Jaromir Jagr reach milestones in a 5-3 win over Ottawa on December 30. Lemieux records his 1,500th career point and Jagr notches his 1,000th career point.
- * Marc Bergevin plays in his 1,000th career game on January 13 at NY Islanders.
- * Mario Lemieux records his 40th career hat-trick, moving him into second place on the NHL All-time list, in a 3-1 win over Montreal on Jan. 24.
- * Alexei Kovalev records the first five-point game of his career including a hat-trick in a 9-4 win over the Flyers on Feb. 7. Kovalev nets another hat-trick three days later, including the game-winning goal in overtime in a 5-4 win over the Devils on February 10.
- * Mario Lemieux records his 900th career assist on February 25 vs. NY Islanders.
- * Mario Lemieux and Jaromir Jagr each score twice in a 7-5 win over the Rangers at Madison Square Garden on March 2.
- * Johan Hedberg makes his NHL debut on March 16 at Florida in a 6-3 win, making 41 saves.
- * The Penguins overcome a 3-1 deficit by scoring four third period goals, including the game-winner by Mario Lemieux with just over one minute remaining in regulation, to defeat St. Louis 5-3 on March 31.
- * The Penguins become the first team in 16 years to have three consecutive Player of the Month honors. Mario Lemieux wins the award in January, Alexei Kovalev in February and Jaromir Jagr in March.
- * Jaromir Jagr captures his fourth consecutive Art Ross Trophy as the league's leading scorer with 121 points (52+69). It was the fifth time Jagr has won the award.
- * Moose Mania begins in Mellon Arena on April 16 as Johan Hedberg shut outs the Capitals in Game Three of the Eastern Conference Quarterfinals, 3-0, making 34 saves.
- * Martin Straka scores 13:04 into overtime in Game Six of the Eastern Conference Quarterfinals against Washington, giving the Penguins a 4-3 win and a 4-2 series victory.
- * With the Penguins trailing 2-1 late in the third period of Game Six of the Eastern Conference Semifinals against Buffalo, Mario Lemieux scores the tying goal sending the game into overtime. The series was evened at 3 games apiece when Martin Straka scores the game-winner 11:29 into overtime.
- * Darius Kasparaitis scores at 13:01 of overtime, giving the Penguins a Game Seven victory over the Sabres, 3-2 in Buffalo. The Penguins win the series 4 games to 3 and advanced to the Eastern Conference Finals for the first time since 1996.



2000-01 Superlatives

TEAM SINGLE GAME HIGHLIGHTS

	At Home	On the Road
Most Goals For	9-4 win vs. Philadelphia, Feb. 7	7-5 win at NY Rangers, Mar. 2
Largest Winning Margin	9-4 win vs. Philadelphia, Nov. 8 5-0 win vs. Toronto, Dec. 27 6-1 win vs. NY Islanders, Feb. 25	4-0 win at Chicago, Jan. 21

TEAM SEASON HIGHLIGHTS

	Overall	Home	Road
Longest Winning Streak	4 games Dec. 26-Jan. 3 Jan. 21-Jan. 30 Mar. 25-Mar. 31	4 games Jan. 12-Jan. 27 Mar. 27-Apr. 4	2 games Dec. 1-Dec. 5 Dec. 26-Jan. 8 Jan. 21-Jan. 30
Longest Unbeaten Streak	5 games Nov. 3-Nov. 11 (4-0-1)	5 games Mar. 20-Apr. 4 (4-0-1)	6 games Dec. 10-Jan. 8 (3-0-3)

GOALTENDING HIGHLIGHTS

Most Saves In a Game	42	Garth Snow, Nov. 10 at New Jersey
Most Consecutive Starts	11	Rich Parent, Mar. 3 at Washington
Longest Win Streak	6	Garth Snow, Nov. 24-Dec. 15 (4-6-1)
Longest Unbeaten Streak	7	Johan Hedberg, Mar. 25-Apr. 8 Johan Hedberg, Mar. 20-Apr. 8 (6-0-1)

INDIVIDUAL SINGLE GAME HIGHLIGHTS

	At Home	On the Road
Most Goals	4 Jaromir Jagr (Oct. 14 vs. NY Rangers)	3 Jaromir Jagr (Dec. 16 at Montreal) 3 Martin Straka (Jan. 8 at Washington)
Most Assists	4 Jan Hrdina (Mar. 29 vs. Chicago)	3 Alexei Kovalev (Jan. 8 at Washington) 3 Martin Straka (Mar. 2 at NY Rangers) 3 Robert Lang (Mar. 25 at New Jersey) 3 Alexei Kovalev (Apr. 8 at Carolina)
Most Points	5 Alexei Kovalev (3+2) (Feb. 7 vs. Philadelphia) 5 Alexei Kovalev (3+2) (Feb. 23 vs. NY Rangers) 5 Jaromir Jagr (3+2) (Mar. 10 vs. Calgary)	4 Martin Straka (3+1) (Jan. 8 at Washington) 4 Jaromir Jagr (2+2) (Mar. 2 at NY Rangers) 4 Robert Lang (1+3) (Mar. 25 at New Jersey)

INDIVIDUAL SEASON

Most Goals	52	Jaromir Jagr
Most Assists	69	Jaromir Jagr
Most Points	121	Jaromir Jagr
Most Penalty Minutes	165	Krzysztof Oliwa
Most Shots	317	Jaromir Jagr
Most Power-Play Goals	16	Mario Lemieux
Most Short-Handed Goals	2	Alexei Kovalev
Most Game-Winning Goals	10	Jaromir Jagr
Most Games Played	82	Robert Lang, Martin Straka
Highest Plus/Minus Rating	Plus -20	Robert Lang
Top Scoring Center	Robert Lang	80 points (32+48)
Top Scoring Right Wing	Jaromir Jagr	121 points (52+69)
Top Scoring Left Wing	Martin Straka	95 points (27+68)
Top Scoring Defensemen	Hans Jonsson	22 points (4+18)
Top Scoring Rookie	Milan Kraft	14 points (7+7)
Longest Goal Scoring Streak	6	Jaromir Jagr (Mar. 27-Apr. 7) (9 goals)
Longest Assist Streak	16	Jaromir Jagr (Jan. 9-Feb. 16) (24 assists)
Longest Point Streak	16	Jaromir Jagr (Jan. 9-Feb. 16) (7+24=31)
Most Goals At Home	29	Jaromir Jagr, Alexei Kovalev
Most Goals On the Road	23	Jaromir Jagr
Most Points At Home	64	Jaromir Jagr
Most Points On the Road	57	Jaromir Jagr



2000-01 Scoring Breakdown

	HOME				ROAD				POWER PLAY			SHORT-HANDED			ATLANTIC DIVISION			
	GP	G	A	PTS	GP	G	A	PTS	G	A	PTS	G	A	PTS	GP	G	A	PTS
Jean-Sebastien Aubin	22	0	0	0	14	0	1	1	0	0	0	0	0	0	14	0	0	0
Matthew Barnaby	23	1	3	4	24	0	1	1	0	1	1	0	0	0	9	0	1	1
Josef Beranek	34	5	7	12	36	4	7	11	2	4	6	0	0	0	17	2	5	7
Marc Bergevin	20	0	2	2	16	1	2	3	0	0	0	0	0	0	10	1	1	2
Dennis Bonvie	0	0	0	0	3	0	0	0	0	0	0	0	0	0	0	0	0	0
Bob Boughner	30	0	2	2	26	1	1	2	0	0	0	0	0	0	19	0	1	1
Sven Bultenon	2	0	1	1	3	0	0	0	0	0	0	0	0	0	3	0	1	1
Sebastien Caron	0	0	0	0	6	0	0	0	0	0	0	0	0	0	0	0	0	0
Rene Corbet	21	3	4	7	22	5	10	12	2	1	3	0	1	1	11	2	5	7
Greg Crozier	1	0	0	0	6	0	0	0	0	0	0	0	0	0	0	0	0	0
Bobby Dollas	1	0	0	0	4	0	0	0	0	0	0	0	0	0	2	0	0	0
Andrew Ference	16	2	1	3	20	2	10	12	1	2	3	0	1	1	9	2	3	5
Johan Hedberg	5	0	0	0	4	0	0	0	0	0	0	0	0	0	1	0	0	0
Jan Hrdina	40	10	15	25	38	5	13	18	3	5	8	0	1	1	19	4	6	10
Jaromir Jagr	41	29	35	64	40	23	34	57	14	27	41	1	1	2	20	13	19	32
Hans Jonsson	29	4	11	15	29	0	7	7	2	0	2	0	0	0	11	0	5	5
Darius Kasparaitis	40	1	11	12	37	2	5	7	1	0	1	0	1	1	19	1	6	7
Alexei Kovalev	39	29	26	55	40	15	25	40	12	25	37	2	1	3	19	15	14	29
Milan Kralt	20	3	2	5	22	4	5	9	1	1	2	1	0	1	8	3	3	6
Frantisek Kucera	3	0	0	0	4	0	2	2	0	0	0	0	0	0	2	0	0	0
Dan LaCouture	5	0	0	0	6	0	0	0	0	0	0	0	0	0	4	0	0	0
Robert Lang	41	10	25	35	41	22	23	45	10	15	25	0	0	0	20	6	15	21
Janne Laukkanen	26	3	11	14	24	0	6	6	0	3	3	0	1	1	13	1	6	7
Mario Lemieux	24	20	26	46	19	15	15	30	18	16	32	1	0	1	13	12	8	20
Steve McKenna	18	0	0	0	16	0	0	0	0	0	0	0	0	0	11	0	0	0
Josef Melichar	10	0	0	0	8	0	2	2	0	1	1	0	0	0	6	0	1	1
Kip Miller	16	1	6	7	17	2	2	4	1	0	1	0	0	0	7	1	3	4
Ian Moran	21	0	1	1	19	3	3	6	0	0	0	0	0	0	10	0	2	2
Aleksey Morozov	31	1	4	5	35	4	10	14	0	3	3	0	0	0	17	2	8	10
Jeff Norton	15	0	4	4	17	2	6	8	1	0	1	0	0	0	7	1	4	5
Krzysztof Oliwa	13	0	0	0	13	1	2	3	0	0	0	0	0	0	11	0	1	1
Rich Parent	3	0	0	0	4	0	0	0	0	0	0	0	0	0	2	0	0	0
Toby Petersen	5	1	3	4	7	1	3	4	0	0	0	0	0	0	0	0	0	0
Wayne Primeau	14	1	3	4	14	0	3	3	0	1	1	0	0	0	9	1	2	3
Michal Rozsival	15	0	3	3	15	1	1	2	0	1	1	0	0	0	3	0	1	1
Roman Simicek	15	2	2	4	14	1	4	5	1	4	5	0	0	0	4	1	2	3
Jiri Slegr	20	2	8	10	22	3	2	5	0	3	3	0	0	0	7	0	2	2
Garth Snow	16	0	0	0	19	0	0	0	0	0	0	0	0	0	6	0	0	0
Kevin Stevens	16	5	8	13	16	3	7	10	2	4	6	0	0	0	10	3	6	9
Martin Straka	41	9	36	45	41	18	32	50	7	33	40	1	1	2	20	9	16	25
Billy Tibbets	14	0	1	1	15	1	1	2	0	0	0	0	0	0	7	1	0	1
Dan Trebil	8	0	0	0	8	0	0	0	0	0	0	0	0	0	1	0	0	0

2000-01 Goaltending Breakdown

GOALIE (HOME)	GP	MP	GF	GA	PPGA	ENG	SO	GAA	W-L-T	SHOTS	SAVE%
Sebastien Caron	0	0	0	0	0	0	0	0.00	0-0-0	0	0.00
Johan Hedberg	5	304:14	20	10	4	0	0	1.97	4-0-1	131	.923
Rich Parent	3	77:20	7	3	1	1	0	2.33	1-0-0	25	.880
Jean-Sebastien Aubin	22	1210:21	72	61	19	3	0	3.02	13-8-0	561	.891
Garth Snow	16	860:25	42	47	11	0	1	3.27	6-7-1	424	.869
HOME TOTALS	41	2992:28	142	125	35	4	1	2.50	24-15-2	1144	.890

GOALIE (ROAD)	GP	MP	GF	GA	PPGA	ENG	SO	GAA	W-L-T	SHOTS	SAVE%
Sebastien Caron	0	0	0	0	0	0	0	0	0-0-0	0	0.00
Garth Snow	19	1161:18	55	54	16	1	2	2.78	8-8-3	564	.904
Jean-Sebastien Aubin	14	839:45	54	46	17	2	0	3.29	7-6-1	412	.888
Rich Parent	4	244:19	13	14	5	0	0	3.43	0-1-3	125	.888
Johan Hedberg	4	240:00	17	14	5	0	0	3.50	3-1-0	122	.885
ROAD TOTALS	41	2545:20	139	131	43	3	2	3.08	18-16-7	1225	.893



2000-01 Quarterly Breakdown

	GAMES 1-20				GAMES 21-41				GAMES 42-61				GAMES 62-82				TOTALS			
	GP	G	A	PTS	GP	G	A	PTS	GP	G	A	PTS	GP	G	A	PTS	GP	G	A	PTS
Jean-Sebastien Aubin	13	0	0	0	0	0	0	0	14	0	1	1	9	0	0	0	36	0	1	1
Matthew Barnaby	20	1	3	4	16	0	1	1	11	0	0	0	--	--	--	--	47	1	4	5
Josef Beranek	19	2	7	9	19	3	1	4	14	2	2	4	18	2	4	6	70	5	14	23
Marc Bergevin	--	--	--	--	3	0	1	1	19	0	2	2	14	1	1	2	36	1	4	5
Dennis Bonvie	1	0	0	0	2	0	0	0	0	0	0	0	0	0	0	0	3	0	0	0
Bob Boughner	16	0	0	0	2	0	0	0	20	0	1	1	20	1	2	3	58	1	3	4
Sven Butenschon	0	0	0	0	0	0	0	0	1	0	1	1	4	0	0	0	5	0	1	1
Sebastien Caron	0	0	0	0	0	0	0	0	0	0	0	0	0	0	0	0	0	0	0	0
Rene Corbet	16	5	3	8	14	1	2	3	13	2	4	6	0	0	0	0	43	8	9	17
Greg Crozier	0	0	0	0	1	0	0	0	0	0	0	0	0	0	0	0	1	0	0	0
Bobby Dolas	--	--	--	--	--	--	--	--	--	--	--	--	5	0	0	0	5	0	0	0
Andrew Ference	4	0	1	1	9	0	3	3	2	0	0	0	21	4	7	11	36	4	11	15
Johan Hedberg	--	--	--	--	--	--	--	--	--	--	--	--	9	0	0	0	9	0	0	0
Jan Hrdina	20	5	5	10	18	5	10	15	19	2	7	9	21	3	6	9	78	15	28	43
Jaromir Jagr	20	13	12	25	21	11	12	23	20	6	25	33	20	20	20	40	81	52	69	121
Hans Jonsson	14	0	2	2	21	0	7	7	13	1	6	7	10	3	3	6	58	4	18	22
Darius Kasparaitis	20	1	2	3	18	0	5	5	20	1	4	5	19	1	5	6	77	3	16	19
Alexei Kovalev	20	10	13	23	21	10	12	22	20	19	11	30	18	5	15	20	79	44	51	95
Milan Kraft	18	4	5	9	21	3	0	3	3	0	2	2	0	0	0	0	42	7	7	14
Frantisek Kucera	--	--	--	--	--	--	--	--	--	--	--	--	7	0	2	2	7	0	2	2
Dan LaCouture	--	--	--	--	--	--	--	--	--	--	--	--	11	0	0	0	11	0	0	0
Robert Lang	20	8	13	21	21	6	13	19	20	9	12	21	21	9	10	19	62	32	48	80
Janne Laukkanen	14	0	5	5	6	1	3	4	19	1	8	9	11	1	1	2	50	3	17	20
Mario Lemieux	--	--	--	--	5	4	10	14	20	18	8	26	18	13	23	36	43	35	41	76
Steve McKenna	--	--	--	--	--	--	--	--	15	0	0	0	19	0	0	0	34	0	0	0
Josef Melichar	12	0	2	2	0	0	0	0	1	0	0	0	5	0	0	0	18	0	2	2
Kip Miller	19	1	7	8	12	1	1	2	2	1	0	1	0	0	0	0	33	3	8	11
Ian Moran	7	0	1	1	11	1	0	1	17	1	2	3	5	1	1	2	40	3	4	7
Aleksey Morozov	18	1	4	5	17	0	3	3	14	0	4	4	16	4	3	7	66	5	14	19
Jeff Norton	3	0	0	0	16	0	5	5	7	1	1	2	6	1	4	5	32	2	10	12
Krzysztof Olwa	--	--	--	--	--	--	--	--	11	0	1	1	15	1	1	2	26	1	2	3
Rich Parent	0	0	0	0	4	0	0	0	2	0	0	0	1	0	0	0	7	0	0	0
Toby Petersen	0	0	0	0	12	2	6	8	0	0	0	0	0	0	0	0	12	2	6	8
Wayne Primeau	--	--	--	--	--	--	--	--	8	0	1	1	20	1	5	6	28	1	6	7
Michal Rozsival	17	0	2	2	13	1	2	3	0	0	0	0	0	0	0	0	30	1	4	5
Roman Simacek	13	3	5	8	16	0	1	1	0	0	0	0	--	--	--	--	29	3	6	9
Jiri Slegr	20	1	7	8	20	4	3	7	2	0	0	0	--	--	--	--	42	5	10	15
Garth Snow	9	0	0	0	18	0	0	0	6	0	0	0	2	0	0	0	35	0	0	0
Kevin Stevens	--	--	--	--	--	--	--	--	17	4	11	15	15	4	4	8	32	8	15	23
Martin Straka	20	6	14	20	21	10	13	29	2	9	25	21	5	22	27	82	27	68	95	
Billy Tibbets	0	0	0	0	1	0	0	0	11	1	0	1	17	0	2	2	29	1	2	3
Dan Trebil	2	0	0	0	14	0	0	0	--	--	--	--	--	--	--	--	16	0	0	0

	GAMES 1-20				GAMES 21-41				GAMES 42-61				GAMES 62-82				TOTALS			
	GP	W	L	T	GP	W	L	T	GP	W	L	T	GP	W	L	T	GP	W	L	T
J.S. Aubin	12	7	5	0	1	1	0	0	14	8	5	0	9	4	4	1	36	20	14	1
Sebastien Caron	0	0	0	0	0	0	0	0	0	0	0	0	0	0	0	0	0	0	0	0
Johan Hedberg	--	--	--	--	--	--	--	--	--	--	--	--	9	7	1	1	9	7	1	1
Rich Parent	0	0	0	0	4	0	0	2	2	1	0	1	1	0	1	0	7	1	1	3
Garth Snow	9	3	3	2	18	8	8	2	6	3	2	0	2	0	2	0	35	14	15	4

	GAMES 1-20				GAMES 21-41				GAMES 42-61				GAMES 62-82				TOTALS			
	GA	SH	SV	SV%	GA	SH	SV	SV%	GA	SH	SV	SV%	GA	SH	SV	SV%	GA	SH	SV	SV%
J.S. Aubin	30	335	305	.910	3	27	24	.889	45	342	297	.868	29	269	240	.892	107	973	866	.890
Sebastien Caron	0	0	0	.000	0	0	0	.000	0	0	0	.000	0	0	0	.000	0	0	0	.000
Johan Hedberg	--	--	--	--	--	--	--	--	--	--	--	--	24	253	229	.905	24	253	229	.905
Rich Parent	0	0	0	.000	8	58	50	.862	5	46	41	.891	4	46	42	.913	17	150	133	.887
Garth Snow	24	265	239	.902	53	537	484	.901	16	146	130	.890	8	68	60	.882	101	1011	913	.900



2000-01 Injuries

PLAYER	INJURY	GAMES MISSED	GAMES MISSED BY INJURY	TOTAL GAMES MISSED
AUBIN	Knee Surgery	Dec. 2-Dec. 30	14	14
BERANEK	Strained Hamstring	Nov. 22	1	10
	Strained Shoulder	Dec. 13	1	
	Hip	Dec. 20	1	
	Strained Groin	Jan. 21-Feb. 7	6	
	Bruised Thigh	Mar. 23	1	
BERGEVIN	Strained Knee	Feb. 23-Mar. 8	7	7
BOUGHNER	Broken Wrist	Nov. 13-Jan. 3	23	24
	Bruised Chest	Mar. 3	1	
BUTENSCHON	Sore Shoulder	Mar. 7-Mar. 10	3	3
CORBET	Cervical Strain	Dec. 6-Dec. 10	3	35
	Sore Back	Dec. 21-Dec. 27	4	
	Bruised Foot	Feb. 10-Feb. 14	3	
HRDINA	Broken Foot	Feb. 17-Apr. 8	25	
	Strained Groin	Dec. 6-Dec. 10	3	4
	Bruised Hip	Jan. 13	1	
JAGR	Bruised Finger	Apr. 8	1	1
JONSSON	Bruised Foot	Oct. 7-Oct. 8	2	23
	Concussion	Oct. 14-Oct. 21	4	
	Hip Strain	Jan. 30-Feb. 11	5	
	Strained Shoulder	Feb. 23-Mar. 8	7	
	Elbow	Mar. 31-Apr. 8	5	
KASPARAITIS	Bruised Foot	Dec. 20-Dec. 23	3	5
	Strained Muscle	Apr. 7-Apr. 8	2	
LAUKKANEN	Bruised Knee	Oct. 14-Oct. 19	3	32
	Sprained Knee	Nov. 16-Dec. 23	18	
	Flu	Feb. 16	1	
	Strained Groin	Feb. 25	1	
	Knee Sprain	Mar. 12-Mar. 23	6	
	Knee Sprain	Mar. 31-Apr. 4	3	
MILLER	Strained Groin	Dec. 1-Dec. 6	4	4
MORAN	Knee	Oct. 19-Nov. 3	7	41
	Broken Hand	Nov. 11-Dec. 13	15	
	Flu	Feb. 16	1	
	Broken Thumb	Feb. 21-Mar. 29	18	
NORTON	Bruised Foot	Dec. 9-Dec. 10	2	11
	Bruised Knee	Jan. 12-Jan. 19	5	
	Back	Feb. 17-Feb. 23	4	
OLWA	Broken Arm	Jan. 15-Jan. 27	6	11
	Hamstring	Mar. 23-Mar. 31	5	
PRIMEAU	Neck	Feb. 16	1	2
	Strained Muscle	Mar. 14	1	
SIMICEK	Strained Hamstring	Nov. 3-Nov. 13	6	8
	Flu	Dec. 5-Dec. 6	2	
SNOW	Groin	Feb. 10-Mar. 31	25	25
STEVENS	Mildly Sprained Knee	Mar. 29-Apr. 8	6	6
TIBBETTS	Flu	Mar. 14	1	1

267 TOTAL MAN GAMES LOST DUE TO INJURY



2000-01 Main Games Lost

GAME	DATE	OPPONENT	PLAYER(S)	GAMES LOST
1	Oct 7	Nashville	Jonsson	1-1
2	Oct 8	Nashville	Jonsson	1-2
3	Oct 13	Tampa Bay		0-2
4	Oct 14	NY Rangers	Jonsson, Laukkanen	2-4
5	Oct 18	Carolina	Jonsson, Laukkanen	2-6
6	Oct 19	@ Ottawa	Jonsson, Laukkanen, Moran	3-9
7	Oct 21	Columbus	Jonsson, Moran	2-11
8	Oct 25	Ottawa	Moran	1-12
9	Oct 27	@ NY Rangers	Moran	1-13
10	Oct 28	New Jersey	Moran	1-14
11	Nov 1	@ San Jose	Moran	1-15
12	Nov 3	@ Vancouver	Moran, Simcek	2-17
13	Nov 4	@ Calgary	Simcek	1-18
14	Nov 8	Philadelphia	Simcek	1-19
15	Nov 10	@ New Jersey	Simcek	1-20
16	Nov 11	Edmonton	Moran, Simcek	2-22
17	Nov 13	@ Colorado	Boughner, Moran, Simcek	3-25
18	Nov 16	@ St. Louis	Boughner, Laukkanen, Moran	3-23
19	Nov 18	Atlanta	Boughner, Laukkanen, Moran	3-31
20	Nov 22	Carolina	Beranek, Boughner, Laukkanen, Moran	4-35
21	Nov 24	@ Philadelphia	Boughner, Laukkanen, Moran	3-38
22	Nov 25	Los Angeles	Boughner, Laukkanen, Moran	3-41
23	Nov 28	@ Boston	Boughner, Laukkanen, Moran	3-44
24	Dec 1	@ Buffalo	Boughner, Laukkanen, Miller, Moran	4-48
25	Dec 2	Buffalo	Aubin, Boughner, Laukkanen, Miller, Moran	5-53
26	Dec 5	@ Ottawa	Aubin, Boughner, Laukkanen, Miller, Moran, Simcek	6-59
27	Dec 6	Boston	Aubin, Boughner, Corbet, Hrdina, Laukkanen, Miller, Moran, Simcek	8-67
28	Dec 9	@ Toronto	Aubin, Boughner, Corbet, Hrdina, Laukkanen, Moran, Norton	7-74
29	Dec 10	@ Detroit	Aubin, Boughner, Corbet, Hrdina, Laukkanen, Moran, Norton	7-81
30	Dec 13	Toronto	Aubin, Beranek, Boughner, Laukkanen, Moran	5-86
31	Dec 15	Florida	Aubin, Boughner, Laukkanen	3-89
32	Dec 16	@ Montreal	Aubin, Boughner, Laukkanen	3-92
33	Dec 20	@ Florida	Aubin, Beranek, Boughner, Kasparaitis, Laukkanen	5-97
34	Dec 21	@ Tampa Bay	Aubin, Boughner, Corbet, Kasparaitis, Laukkanen	5-102
35	Dec 23	Dallas	Aubin, Boughner, Corbet, Kasparaitis, Laukkanen	5-107
36	Dec 26	@ Buffalo	Aubin, Boughner, Corbet	3-110
37	Dec 27	Toronto	Aubin, Boughner, Corbet	3-113
38	Dec 30	Ottawa	Aubin, Boughner	2-115
39	Jan 3	Washington	Boughner	1-116
40	Jan 5	Montreal		0-116
41	Jan 8	@ Washington		0-116
42	Jan 9	@ Boston		0-116
43	Jan 12	NY Islanders	Norton	1-117
44	Jan 13	@ NY Islanders	Hrdina, Norton	2-119
45	Jan 15	Anaheim	Norton, Olliwa	2-121
46	Jan 17	@ Phoenix	Norton, Olliwa	2-123
47	Jan 19	@ Dallas	Norton, Olliwa	2-125
48	Jan 21	@ Chicago	Beranek, Olliwa	2-127
49	Jan 24	Montreal	Beranek, Olliwa	2-129
50	Jan 27	Atlanta	Beranek, Olliwa	2-131
51	Jan 30	@ Atlanta	Beranek, Jonsson	2-133
52	Jan 31	Philadelphia	Beranek, Jonsson	2-135
53	Feb 7	Philadelphia	Beranek, Jonsson	2-137
54	Feb 10	New Jersey	Corbet, Jonsson, Snow	3-140
55	Feb 11	@ Minnesota	Corbet, Jonsson, Snow	3-143
56	Feb 14	Minnesota	Corbet, Snow	2-145
57	Feb 16	@ New Jersey	Laukkanen, Moran, Primeau, Snow	4-149
58	Feb 17	@ Columbus	Corbet, Norton, Snow	3-152
59	Feb 19	Colorado	Corbet, Norton, Snow	3-155
60	Feb 21	Florida	Corbet, Moran, Norton, Snow	4-159
61	Feb 23	NY Rangers	Bergevin, Corbet, Jonsson, Laukkanen, Moran, Norton, Snow	6-165
62	Feb 25	NY Islanders	Bergevin, Corbet, Jonsson, Laukkanen, Moran, Snow	6-171
63	Feb 28	@ Montreal	Bergevin, Corbet, Jonsson, Moran, Snow	5-176
64	Mar 2	@ NY Rangers	Bergevin, Corbet, Jonsson, Moran, Snow	5-181
65	Mar 3	@ Washington	Bergevin, Boughner, Corbet, Jonsson, Moran, Snow	6-187
66	Mar 7	Washington	Bergevin, Bultenschon, Corbet, Jonsson, Moran, Snow	6-199
67	Mar 8	@ Atlanta	Bergevin, Bultenschon, Corbet, Jonsson, Moran, Snow	6-199
68	Mar 10	Calgary	Bultenschon, Corbet, Moran, Snow	4-203
69	Mar 12	@ NY Rangers	Corbet, Laukkanen, Moran, Snow	4-207
70	Mar 14	NY Islanders	Corbet, Laukkanen, Moran, Primeau, Snow, Tibbets	6-213
71	Mar 16	@ Florida	Corbet, Laukkanen, Moran, Snow	4-217
72	Mar 17	@ Tampa Bay	Corbet, Laukkanen, Moran, Snow	4-221
73	Mar 20	Boston	Corbet, Laukkanen, Moran, Snow	4-225
74	Mar 23	@ Carolina	Beranek, Corbet, Laukkanen, Moran, Olliwa, Snow	6-231
75	Mar 25	@ New Jersey	Corbet, Moran, Olliwa, Snow	4-235
76	Mar 27	Buffalo	Corbet, Moran, Olliwa, Snow	4-239
77	Mar 29	Chicago	Corbet, Moran, Olliwa, Snow, Stevens	5-244
78	Mar 31	St. Louis	Corbet, Jonsson, Laukkanen, Olliwa, Snow, Stevens	6-250
79	Apr 2	@ NY Islanders	Corbet, Jonsson, Laukkanen, Stevens	4-254
80	Apr 4	Tampa Bay	Corbet, Jonsson, Laukkanen, Stevens	4-258
81	Apr 7	@ Philadelphia	Corbet, Jonsson, Kasparaitis, Stevens	4-262
82	Apr 8	@ Carolina	Corbet, Jagr, Jonsson, Kasparaitis, Stevens	5-267

PITTSBURGH




PENGUINS



OPPONENTS



Mighty Ducks of Anaheim



Paul Kariya



Penguins vs. Mighty Ducks

All-Time NHL Record:
238-299-80-8

2000-01 Record/Finish:
25-41-11-5, Fifth, Pacific Division

2001 Playoff Record:
Did not qualify

2000-01 Top Scorer:
Paul Kariya (33-34-67)

Stanley Cup Titles:
None

All-Time Anaheim Scorer vs Pittsburgh:
Teemu Selanne (9gp, 4-14-18)

All-Time Pittsburgh Scorer vs Anaheim:
Jaromir Jagr (11gp, 11-11-22)

Longest Anaheim Win Streak vs Pittsburgh:
3, Jan. 18, 1999-Jan. 29, 2000

Longest Pittsburgh Win Streak vs Anaheim:
4, Dec. 7, 1996-Dec. 10, 1997

Longest Anaheim Undeclared Streak vs Pittsburgh:
4, Dec. 1, 1998-Jan. 29, 2000

Longest Pittsburgh Undeclared Streak vs Anaheim:
4, Dec. 7, 1996-Dec. 10, 1997

Last Pittsburgh Win at Home:
Jan. 15, 2001 (3-2) (0-0-0 since last win)

Last Anaheim Win at Home:
Oct. 27, 1999 (2-1 ot) (0-0-0 since last win)

Last Pittsburgh Win at Anaheim:
Dec. 10, 1997 (3-0) (0-2-0 since last win)

Last Anaheim Win at Pittsburgh:
Jan. 29, 2000 (7-1) (0-1-0 since last win)

Most Goals by Pittsburgh vs Anaheim:
7, Dec. 11, 1996 (P, 7-3)

Most Goals by Anaheim vs Pittsburgh:
7, Jan. 29, 2000 (A, 7-1)

Most Goals by Both Teams:
10, Dec. 11, 1996 (P, 7-3)

Last Pittsburgh Shutout vs Anaheim:
Dec. 10, 1997 (3-0), Tom Barrasso

Last Anaheim Shutout vs Pittsburgh:
None

Last Pittsburgh Hat Trick vs Anaheim:
None

Last Anaheim Hat Trick vs Pittsburgh:
None

Last Pittsburgh Trade with Anaheim:
Mar. 14, 2000, Dan Trebil to Pittsburgh for a fifth round draft pick in the 2000 Entry Draft

Overtime Record vs Pittsburgh:
1-0-2

Team Information

Location: 2695 East Katella Ave., Anaheim, CA 92806
Founded: 1992
Chairman & Governor: Tony Tavares
President/GM: Pierre Gauthier
Assistant GM: David McNab
Head Coach: Bryan Murray
Coach's Career NHL Record (Seasons):
 484-368-123 (13)
Assistant Coaches: Guy Charron, Tom Watt
Goaltending Consultant: Francois Allaire
Head Athletic Trainer: Chris Phillips
Assistant Athletic Trainer: Greg Thayer
Equipment Manager: Mark O'Neill
Assistant Equipment Manager: John Allaway
Manager, Communications and Team Services:
 Alex Gilchrist
Media Relations Representative: Merrit Tully
Publications Manager: Doug Ward
Arena (Capacity): The Arrowhead Pond of Anaheim (17,174)
General Office Phone: (714) 940-2900
Team Colors: Purple, Jade, Silver, and White
Radio: XTRA Sports (690 AM) & Mighty Ducks Radio Network
Commercial TV: KCAL (Ch. 9)
Cable TV: Fox Sports West 2
Website: www.mightyducks.com

Year by Year

YEAR	TOTAL	HOME	ROAD	GF-GA
1993-94	1-0-1	0-0-1	1-0-0	7-5
1994-95				
1995-96	1-1-0	1-0-0	0-1-0	8-8
1996-97	2-0-0	1-0-0	1-0-0	12-6
1997-98	2-0-0	1-0-0	1-0-0	8-2
1998-99	0-1-1	0-0-1	0-1-0	7-9
1999-00	0-2-0	0-1-0	0-1-0	2-9
2000-01	1-0-0	1-0-0	0-0-0	3-2
TOTAL	7-4-2	4-1-2	3-3-0	47-41

2001 - 02 Schedule

Oct 6 @ Pittsburgh - 7:30pm
Mar 13 @ Anaheim - 10:30pm





2000-2001	GP	W	L	T	OTL	PTS	GF	GA	PPG	SHG	PEN	PIM
PITTSBURGH	1	1	0	0	0	2	3	2	1	0	4	11
ANAHEIM	1	0	1	1	0	0	2	3	0	0	5	13

AT PITTSBURGH: (1-0-0)
 AT ANAHEIM: (0-0-0)

Jan. 15 - Anaheim (Hebert) 2 at PITTSBURGH (AUBIN) 3 WG - Kovalev

GOALS AND SHOTS BY PERIOD	1 ST	2 ND	3 RD	OT	TOTAL
PITTSBURGH	0-7	2-12	1-8	0	3-27
ANAHEIM	1-7	1-8	0-10	0	2-25

GOALTENDERS	GP	MP	GF	GA	ENG	SO	GAA	SH	SV%	W-L-T
Aubin	1	60:00	3	2	0	0	2.00	25	.920	1-0-0
PITTSBURGH TOTALS	1	60:00	3	2	0	0	2.00	25	.920	1-0-0
Hebert	1	59:17	2	3	0	0	3.03	27	.889	0-1-0
ANAHEIM TOTALS	1	60:00	2	3	0	0	3.00	27	.889	0-1-0


POWER PLAY GOALS:

PITTSBURGH (1 for 4) - Kovalev
 ANAHEIM (0 for 3)

PITTSBURGH	GP	G	A	PTS	PIM	SH	+/-	ANAHEIM	GP	G	A	PTS	PIM	SH	+/-
Kovalev	1	2	0	2	2	3	E	Hrkac	1	2	0	2	0	3	+1
Jonsson	1	1	1	2	0	3	+1	McInnis	1	0	2	2	0	2	+1
Jagr	1	0	2	2	0	2	+1	Selanne	1	0	2	2	6	6	+1
Corbet	1	0	1	1	0	0	E	Byisma	1	0	0	0	0	0	E
Kasparaitis	1	0	1	1	0	3	+1	Chouinard	1	0	0	0	0	0	E
Lang	1	0	1	1	0	0	E	Cullen	1	0	0	0	0	1	E
Aubin	1	0	0	0	0	0		Cummins	1	0	0	0	0	1	E
Barnaby	1	0	0	0	0	0	E	Havlid	1	0	0	0	0	0	+1
Beraneck	1	0	0	0	0	4	-1	Hebert	1	0	0	0	0	0	
Bergevin	1	0	0	0	0	1	E	Kohn	1	0	0	0	2	0	-1
Boughner	1	0	0	0	0	2	-1	Pahlsson	1	0	0	0	0	0	-1
Hrdina	1	0	0	0	0	0	-1	Salet	1	0	0	0	0	1	-1
Laukkanen	1	0	0	0	2	0	-1	Sawyer	1	0	0	0	5	0	E
Lemieux	1	0	0	0	0	2	+1	Tenkkrat	1	0	0	0	0	2	-1
McKenna	1	0	0	0	5	0	E	Titov	1	0	0	0	0	0	E
Moran	1	0	0	0	0	1	E	Trepanier	1	0	0	0	0	3	E
Stevens	1	0	0	0	2	3	E	Trnka	1	0	0	0	0	1	E
Straka	1	0	0	0	0	2	E	Tverdovsky	1	0	0	0	0	3	E
Tibbetts	1	0	0	0	0	1	E	Vishnevski	1	0	0	0	0	2	E
TOTALS	1	3	6	9	11	27		TOTALS	1	2	4	6	13	25	



Atlanta Thrashers



**Ray
Ferraro**



Team Information

Location: One CNN Center, 12th Floor,
South Tower, Atlanta, GA 30348
Founded: 1999
President & Governor: Stan Kasten
Vice President & General Manager: Don Waddell
Head Coach: Curt Fraser
Coach's Career NHL Record (Seasons):
27-112-19 (2)
Assistant Coaches: Tim Bothwell, Steve Weeks
Strength & Conditioning Coach: Chris Reichart
Head Athletic Trainer: Scott Green
Equipment Manager: Bobby Stewart
Director of Media Relations: Tom Hughes
Manager of Media Relations: Rob Koch
Arena (Capacity): Phillips Arena (18,646)
General Office Phone: (404) 827-5300
Team Colors: Navy, Copper, Red, Gold and Blue
Radio: WQXI 790AM
Commercial TV: WUPA/UPN 69
Cable TV: Turner South
Website: www.atlantathrashers.com

Penguins vs. Thrashers


All-Time NHL Record:
37-106-19-6
2000-01 Record/Finish:
23-45-12-2; Fourth, Southeast Division
2001 Playoff Record:
Did not qualify
2000-01 Top Scorer:
Ray Ferraro (28-47-76)
Stanley Cup Titles:
None
All-Time Atlanta Scorer vs Pittsburgh:
Gord Murphy (5gp, 2-4-6)
All-Time Pittsburgh Scorer vs Atlanta:
Jaromir Jagr (8gp, 6-9-15)
Longest Atlanta Win Streak vs Pittsburgh:
0
Longest Pittsburgh Win Streak vs Atlanta:
8 (Jan. 31, 2000-Mar. 8, 2001)
Longest Atlanta Undeclared Streak vs Pittsburgh:
0
Longest Pittsburgh Undeclared Streak vs Atlanta:
8 (Jan. 31, 2000-Mar. 8, 2001)
Last Pittsburgh Win at Home:
Jan. 27, 2001 (5-1) (0-0-0 since last win)
Last Atlanta Win at Home:
none
Last Pittsburgh Win at Atlanta:
Mar. 8, 2001 (5-3) (0-0-0 since last win)
Last Atlanta Win at Pittsburgh:
none
Most Goals by Pittsburgh vs Atlanta:
6, Jan. 30, 2001 (P, 6-3)
Most Goals by Atlanta vs Pittsburgh:
3, three times - last time, Mar. 8, 2001 (P, 5-3)
Most Goals by Both Teams:
9, Jan. 30, 2001 (P, 6-3)
Last Pittsburgh Shutout vs Atlanta:
none
Last Atlanta Shutout vs Pittsburgh:
none
Last Pittsburgh Hat Trick vs Atlanta:
none
Last Atlanta Hat Trick vs Pittsburgh:
none
Last Pittsburgh Trade with Atlanta:
Jan. 14, 2001 - Jiri Slegr to Atlanta for third round pick in
2001 Entry Draft
Overtime Record vs Pittsburgh:
0-1-0

Year by Year

YEAR	TOTAL	HOME	ROAD	GF-GA
1999-00	4-0-0	2-0-0	2-0-0	16-7
2000-01	4-0-0	2-0-0	2-0-0	19-8
TOTAL	8-0-0	4-0-0	4-0-0	35-15

2001 - 02 Schedule

Oct. 23 @ Atlanta - 7:30pm
Dec 8 @ Pittsburgh - 7:30pm
Jan 26 @ Pittsburgh - 1:00pm
Mar 18 @ Atlanta - 7:30pm





2000-2001	GP	W	L	T	OTL	PTS	GF	GA	PPG	SHG	PEN	PIM
PITTSBURGH	4	4	0	0	0	8	19	8	5	0	35	113
ATLANTA	4	0	4	0	0	0	8	19	3	1	39	105

AT PITTSBURGH (2-0-0)
 AT ATLANTA (0-2-0)

Nov. 18 - Atlanta (Hnlicka) 1 at PITTSBURGH (SNOW) 3
 Jan. 27 - Atlanta (Hnlicka) 1 at PITTSBURGH (SNOW) 5
 Jan. 30 - PITTSBURGH (AUBIN) 6 at Atlanta (Rhodes) 3
 Mar. 8 - PITTSBURGH ((AUBIN) 3 at Atlanta (Maracle) 3

WG - Straka
 WG - Kovalev
 WG - Lemieux
 WG - Norton

GOALS AND SHOTS BY PERIOD	1 st	2 nd	3 rd	OT	TOTAL
PITTSBURGH	4-44	8-44	7-37	0	19-125
ATLANTA	2-45	5-29	1-37	0	8-111

GOALTENDERS	GP	MP	GF	GA	ENG	SO	GAA	SH	SV%	W-L-T
Snow	2	120:00	8	2	0	0	1.00	55	.964	2-0-0
Aubin	2	120:00	11	6	0	0	3.00	56	.893	2-0-0
PITTSBURGH TOTALS	2	240:00	19	8	0	0	2.00	111	.927	4-0-0
Hnlicka	2	120:00	2	8	0	0	4.00	69	.884	0-2-0
Maracle	1	59:16	3	4	1	0	4.04	22	.818	0-1-0
Rhodes	1	59:05	3	5	1	0	5.07	32	.844	0-1-0
ATLANTA TOTALS	4	240:00	8	19	2	0	4.75	125	.848	0-4-0

POWER PLAY GOALS:

PITTSBURGH (5 for 24) - Straka (2), Jagr, Lemieux, Stevens
 ATLANTA (3 for 21) - Audette, Brunette, Murphy


SHORT-HANDED GOALS:

ATLANTA - Kohn

PITTSBURGH	GP	G	A	PTS	PIM	SH	+/-	ATLANTA	GP	G	A	PTS	PIM	SH	+/-
Jagr	4	4	5	9	0	18	+3	Murphy	3	2	4	6	2	11	+1
Lemieux	3	1	6	7	6	6	+6	Audette	4	1	1	2	2	11	-5
Straka	4	3	3	6	4	14	+2	Lambert	3	0	2	2	10	2	+1
Lang	4	2	2	4	0	9	+2	Stefan	3	0	2	2	0	2	-2
Kovalev	4	1	3	4	6	20	+2	Ferraro	4	0	2	2	6	5	-3
Stevens	3	3	0	3	11	6	+4	Kohn	1	1	0	1	0	2	+1
Hrdina	4	2	0	2	2	3	+1	Kallio	2	1	0	1	0	1	-1
Moran	2	1	1	2	0	6	+4	Brunette	4	1	0	1	2	10	-4
Norton	3	1	1	2	0	3	+4	Donovan	4	1	0	1	4	8	E
Corbet	3	1	0	1	2	5	E	Staios	4	1	0	1	9	8	-1
Kraft	1	0	1	1	0	1	+1	Joseph	1	0	1	1	0	1	-1
Miller	1	0	1	1	0	3	E	Sarault	2	0	1	1	5	2	-3
Primeau	1	0	1	1	0	0	+2	Guolla	3	0	1	1	0	2	E
Slegr	1	0	1	1	0	2	+2	Slegr	3	0	1	1	4	7	-1
Beranek	2	0	1	1	0	2	+1	Burt	1	0	0	0	2	0	E
Boughner	3	0	1	1	14	4	+2	Domenichelli	1	0	0	0	0	1	E
Laukkanen	3	0	1	1	0	0	E	Maracle	1	0	0	0	0	0	
Kasparaitis	4	0	1	1	4	3	+2	Rhodes	1	0	0	0	0	0	
Melichar	1	0	0	0	0	1	E	Vasiljevs	1	0	0	0	0	0	-1
Simicek	1	0	0	0	2	0	E	Hnlicka	2	0	0	0	0	0	
Trebil	1	0	0	0	0	1	E	Horrichuk	2	0	0	0	20	0	-1
Aubin	2	0	0	0	0	0	0	Karlsson	2	0	0	0	0	5	E
Bergevin	2	0	0	0	0	3	+2	Skalde	2	0	0	0	0	1	-2
Ference	2	0	0	0	0	1	+3	Svarlvadet	2	0	0	0	6	6	-1
Jonsson	2	0	0	0	0	2	-1	Harlock	3	0	0	0	8	2	-1
McKenna	2	0	0	0	4	1	E	Kaberle	3	0	0	0	0	6	-2
Oliwa	2	0	0	0	11	1	-1	Sylvester	3	0	0	0	4	5	-3
Snow	2	0	0	0	0	0	0	Tremblay	3	0	0	0	2	4	-5
Tibbetts	2	0	0	0	27	2	-1	Odgers	4	0	0	0	15	4	E
Barnaby	3	0	0	0	20	5	E	Tamer	4	0	0	0	4	5	-7
Morozov	4	0	0	0	0	3	E								
TOTALS	4	19	29	48	113	125		TOTALS	4	8	15	23	105	111	



Boston Bruins



Bill Guerin



Team Information

Location: One FleetCenter, Suite 250, Boston, MA 02114
 Founder: 1924
 Owner and Governor: Jeremy M. Jacobs
 President: Harry Sinden
 Senior Assistant to President: Nate Greenberg
 VP and General Manager: Mike O'Connell
 Assistant General Manager: Jeff Gorton
 Head Coach: Robbie Florek
 Coaches' Career Record/Seasons: 153-105-30 (4)
 Assistant Coaches: Wayne Cashman, Jim Hughes
 Strength & Conditioning Coach: John Whitesides
 Athletic Trainer: Don Del Negro
 Equipment Manager: Peter Henderson
 Director of Media Relations: Heidi Holland
 Media Relations Manager: Mark Awdycki
 Arena (Capacity): 17,565
 General Office Phone: (617) 624-1900
 Team Colors: Gold, Black and White
 Radio: WBZ (1030AM) and Bruins Radio Network
 Commercial TV: UPN-38-WSBK
 Cable TV: New England Sports Network
 Website: www.bostonbruins.com

Penguins vs. Bruins

All-Time NHL Record:
 2444-1929-759-14
2000-01 Record/Finish:
 36-30-8-6, Fourth, Northeast Division
2001 Playoff Record:
 Did not qualify
2000-01 Top Scorer:
 Jason Allison (36-59-95)
Stanley Cup Titles:
 Five (1929, 1939, 1941, 1970, 1972)
All-Time Boston Scorer vs. Pittsburgh:
 Ray Bourque (72gp, 25-63-88)
All-Time Pittsburgh Scorer vs. Boston:
 Mario Lemieux (36gp, 29-35-64)
Longest Boston Win Streak vs. Pittsburgh:
 7, Mar. 27, 1977-Oct. 12, 1978
Longest Pittsburgh Win Streak vs. Boston:
 12, Feb. 8, 1993-Apr. 28, 1995
Longest Boston Undeclared Streak vs. Pittsburgh:
 11, Mar. 2, 1969-Dec. 6, 1970 (9-0-2)
Longest Pittsburgh Undeclared Streak vs. Boston:
 12, Feb. 8, 1993-Apr. 28, 1995 (12-0-0)
Last Pittsburgh Win at Home:
 Dec. 14, 1999 (0-1-2 since last win)
Last Boston Win at Home:
 Jan. 9, 2001 (0-0-0 since last win)
Last Pittsburgh Win at Boston:
 Jan. 29, 1998 (4-2) (0-7-0 since last win)
Last Boston Win at Pittsburgh:
 Dec. 6, 2000 (3-2) (0-0-1 since last win)
Most Goals by Boston vs. Pittsburgh:
 8, Mar. 14, 1989 (B, 8-2)
Most Goals by Pittsburgh vs. Boston:
 9, Nov. 30, 1995 (P, 9-6)
Most Goals by Both Teams:
 15, Nov. 30, 1995 (P, 9-6)
Last Boston Shutout vs. Pittsburgh:
 Nov. 7, 1998 (0-0) - Byron Dafoe
Last Pittsburgh Shutout vs. Boston:
 Nov. 7, 1998 (0-0) - Jean-Sebastien Aubin
Last Boston Hat-Trick vs. Pittsburgh:
 Jan. 9, 2001 - Andrei Kovalenko
Last Pittsburgh Hat-Trick vs. Boston:
 Apr. 18, 1998 - Martin Straka
Last Pittsburgh Trade with Boston:
 Aug. 2, 1995 - Bryan Smolinski, Glen Murray and third round draft choice in 1996 to Pittsburgh for Kevin Stevens and Shawn McEachern
Overtime Record vs. Pittsburgh:
 1-4-8

Year by Year

YEAR	TOTAL	HOME	ROAD	GF-GA
1967-68	2-2-0	1-1-0	1-1-0	10-10
1968-69	1-5-0	1-2-0	0-3-0	13-25
1969-70	0-5-1	0-2-1	0-3-0	9-21
1970-71	1-4-1	1-1-1	0-3-0	18-28
1971-72	1-2-3	1-1-1	0-1-2	20-21
1972-73	1-4-0	1-2-0	0-2-0	14-21
1973-74	0-5-0	0-2-0	0-3-0	16-30
1974-75	1-2-2	1-0-2	0-2-0	20-21
1975-76	0-3-2	0-0-2	0-3-0	14-24
1976-77	1-3-1	1-1-1	0-2-0	10-17
1977-78	0-5-0	0-2-0	0-3-0	11-33
1978-79	2-1-1	1-0-1	1-1-0	14-16
1979-80	2-2-0	0-2-0	2-0-0	14-16
1980-81	0-3-1	0-2-0	0-1-1	13-22
1981-82	1-1-1	1-1-0	0-0-1	10-10
1982-83	1-2-0	1-0-0	0-2-0	10-14
1983-84	0-3-0	0-2-0	0-1-0	7-18
1984-85	1-2-0	0-1-0	1-1-0	12-16
1985-86	1-2-0	1-1-0	0-1-0	8-11
1986-87	1-2-0	1-0-0	0-2-0	9-11
1987-88	0-2-1	0-1-1	0-1-0	7-11
1988-89	1-1-1	0-1-0	1-0-1	10-13
1989-90	1-2-0	1-1-0	0-1-0	13-15
1990-91	1-1-1	1-0-0	0-1-1	12-11
1991-92	1-1-1	0-0-1	1-1-0	14-15
1992-93	*4-1-0	2-0-0	2-1-0	18-14
1993-94	#6-0-0	3-0-0	2-0-0	33-17
1994-95	3-1-0	2-0-0	1-1-0	15-12
1995-96	3-2-0	2-0-0	1-2-0	29-27
1996-97	2-3-0	2-1-0	0-2-0	17-18
1997-98	3-2-1	2-0-1	1-2-0	20-20
1998-99	1-2-1	1-0-1	0-2-0	8-8
1999-00	1-2-1	1-0-1	0-2-0	9-10
2000-01	0-3-1	0-1-1	0-2-0	7-13
TOTAL	44-81-21	30-28-15	14-53-6	464-589

* Includes one game played in Atlanta
 # Includes one game played in Cleveland

2001 - 02 Schedule

Dec 6 @ Boston - 7:30pm
 Dec 12 @ Pittsburgh - 7:30pm
 Jan 8 @ Pittsburgh - 7:30pm
 Apr 13 @ Boston - 7:00pm

PITTSBURGH



PENGUINS

2000-2001	GP	W	L	T	OTL	PTS	GF	GA	PPG	SHG	PEN	PIM
PITTSBURGH	4	0	3	1	0	1	7	13	3	0	33	75
BOSTON	4	3	0	1	0	7	13	7	3	0	31	79

AT PITTSBURGH (0-1-1)
AT BOSTON (0-2-0)

Nov. 28 - Pittsburgh (Snow) 1 at BOSTON (SKUDRA) 3 WG - Allison
Dec. 6 - BOSTON (SKUDRA) 3 at Pittsburgh (Snow) 2 WG - Guerin
Jan. 9 - Pittsburgh (Snow) 2 at BOSTON (DAFOE) 5 WG - Kovalenko
Mar. 20 - Boston (Dafoe) 2 at Pittsburgh (Hedberg) 2 TG - Hrdina

GOALS AND SHOTS BY PERIOD	1 ST	2 ND	3 RD	OT	TOTAL
PITTSBURGH	4-30	2-32	1-29	0-2	7-93
BOSTON	3-42	4-33	6-44	0-1	13-120

GOALTENDERS	GP	MP	GF	GA	ENG	SO	GAA	SH	SV%	W-L-T
Hedberg	1	64:58	2	2	0	0	1.84	23	.931	0-0-1
Snow	3	178:34	5	10	1	0	3.36	90	.889	0-3-0
PITTSBURGH TOTALS	4	245:00	7	13	1	0	3.18	120	.891	0-3-1
Skudra	2	119:57	6	3	0	0	1.50	47	.936	2-0-0
Dafoe	2	124:12	7	4	0	0	1.93	46	.913	1-0-1
BOSTON TOTALS	4	245:00	13	7	0	0	1.71	93	.924	3-0-1


LOWER PLAY GOALS:

PITTSBURGH (3 for 16) - Beranek, Jonsson, Lemieux
BOSTON (3 for 19) - Kovalenko, Smith, Thornton

PITTSBURGH	GP	G	A	PTS	PIM	SH	+/-	BOSTON	GP	G	A	PTS	PIM	SH	+/-
Jagr	4	0	3	3	2	9	-1	Guerin	4	4	3	7	6	21	+4
Straka	4	0	3	3	4	8	-5	Samsonov	4	1	5	6	0	10	+7
Lemieux	2	2	0	2	2	6	+1	Kovalenko	4	4	1	5	2	12	+3
Hrdina	3	1	1	2	2	3	+2	Thornton	2	1	4	5	0	7	+4
Jonsson	3	1	1	2	0	4	+2	Allison	4	1	2	3	10	8	+4
Kovatev	4	1	1	2	4	12	-5	Bates	3	0	2	2	0	5	-1
Lang	4	0	2	2	2	8	-5	Gill	4	0	2	2	0	2	E
Kraft	3	1	0	1	0	2	+1	Smith	1	1	0	1	0	2	E
Beranek	4	1	0	1	2	8	-3	Ward	3	1	0	1	23	4	E
Boughner	2	0	1	1	6	1	+1	Van Impe	1	0	1	1	7	3	-1
Morozov	3	0	1	1	0	1	E	Weinrich	1	0	1	1	2	0	E
Norton	3	0	1	1	2	2	-3	McLaren	2	0	1	1	2	3	E
Crozier	1	0	0	0	0	0	E	Traverse	3	0	1	1	2	3	+4
Hedberg	1	0	0	0	0	0	E	Axelsson	4	0	1	1	0	5	E
Kucera	1	0	0	0	0	0	-1	Rolston	4	0	1	1	2	10	+1
Laukkanen	1	0	0	0	2	1	E	Sweeney	4	0	1	1	4	6	+6
McKenna	1	0	0	0	0	0	E	Coffey	1	0	0	0	2	2	E
Miller	1	0	0	0	0	0	E	Girard	1	0	0	0	0	3	E
Moran	1	0	0	0	0	2	E	Goren	1	0	0	0	0	0	E
Oliwa	1	0	0	0	5	0	E	Kolarik	1	0	0	0	2	0	E
Petersen	1	0	0	0	2	1	-1	Kullak	1	0	0	0	0	1	E
Primeau	1	0	0	0	0	0	-1	Popovic	1	0	0	0	0	0	E
Rozsival	1	0	0	0	0	2	-2	Dafoe	2	0	0	0	0	0	
Simicek	1	0	0	0	2	1	-1	Skudra	2	0	0	0	0	0	
Stevens	1	0	0	0	2	3	E	Belanger	3	0	0	0	2	3	E
Bergvin	2	0	0	0	2	0	-3	Kutanen	3	0	0	0	0	2	+2
Corbet	2	0	0	0	5	5	E	Eloranta	4	0	0	0	0	0	-2
Tibbells	2	0	0	0	4	2	-1	Knuble	4	0	0	0	4	5	E
Trebil	2	0	0	0	7	0	E	Nazarov	4	0	0	0	9	3	-1
Barnaby	3	0	0	0	4	0	E								
Ference	3	0	0	0	6	6	-1								
Slegr	3	0	0	0	2	3	-4								
Snow	3	0	0	0	0	0									
Kasparaitis	4	0	0	0	6	3	-1								
TOTALS	4	7	14	21	75	93		TOTALS	4	13	26	39	79	120	



Buffalo Sabres



Miroslav Satan



Team Information

Location: One Seymour H. Knox III Plaza, Buffalo, NY 14203
 Founded: 1969
 Owner: Niagara Frontier Hockey, L.P.
 Chairmen of the Board: John Rigas
 CEO: Timothy Rigas
 General Manager: Darcy Reiger
 Assistant to the GM: Larry Carriere
 Director of Player Personnel: Don Luce
 Head Coach: Lindy Ruff
 Coach's Career NHL Record (Seasons): 154-124-50 (4)
 Associate Coach: Don Lever
 Assistant Coach: Brian McCutcheon
 Strength & Conditioning Coach: Doug McKeenney
 Head Athletic Trainer: Jim Pizzutelli
 Equipment Manager: Rip Simonick
 VP of Communications: Mike Gilbert
 Director of Communications: Gregg Huller
 Arena (Capacity): HSBG Arena (18,690)
 General Office Phone: (716) 855-4100
 Team Colors: Black, white, red, gray end silver
 Radio: WNUC (107.7)
 Commercial TV: Empire Sports Network
 Cable TV: Empire Sports Network
 Website: www.sabres.com

Penguins vs. Sabres

All-Time NHL Record:
 1156-920-361-5
 2000-01 Record/Finish:
 46-30-5-1, Second, Northeast Division
 2001 Playoff Record:
 Defeated Philadelphia, 4-2. ECQF; Lost to Pittsburgh, 4-3, ECFS
 2000-01 Top Scorer:
 Donald Audette (34-45-79)
 Stanley Cup Titles:
 None
 All-Time Buffalo Scorer vs Pittsburgh:
 Gilbert Perreault (69gp, 39-51-90)
 All-Time Pittsburgh Scorer vs Buffalo:
 Jaromir Jagr (47gp, 31-39-70)
 Longest Buffalo Win Streak vs Pittsburgh:
 5, Oct. 24, 1979-Oct. 18, 1980
 Longest Pittsburgh Win Streak vs Buffalo:
 4, Feb. 29, 1992-Dec. 27, 1993
 Longest Buffalo Undefeated Streak vs Pittsburgh:
 9, Oct. 10, 1970-Dec. 31-1971 (3-0-6)
 Longest Pittsburgh Undefeated Streak vs Buffalo:
 13, Oct. 27, 1976-Feb. 17, 1979 (5-0-8)
 Last Pittsburgh Win at Home:
 Mar. 27, 2001 (4-1) (0-0-0 since last win)
 Last Buffalo Win at Home:
 Apr. 5, 1999 (3-1) (0-4-0 since last win)
 Last Pittsburgh Win at Buffalo:
 Dec. 26, 2000 (5-3) (0-0-0 since last win)
 Last Buffalo Win at Pittsburgh:
 Dec. 2, 2000 (3-2) (0-1-0 since last win)
 Most Goals by Pittsburgh vs Buffalo:
 8, Oct. 13, 1987 (P, 8-3)
 Most Goals by Buffalo vs Pittsburgh:
 10, Dec. 7, 1980 (B, 10-1); Mar. 4, 1993 (B, 10-2)
 Most Goals by Both Teams:
 13, Mar. 10, 1976 (B, 7-6); Oct. 12, 1988 (B, 8-5)
 Last Pittsburgh Shutout vs Buffalo:
 Dec. 28, 1996 (2-0) - Patrick Lalime
 Last Buffalo Shutout vs Pittsburgh:
 Mar. 15, 1998 (3-0) - Dominik Hasek
 Last Pittsburgh Hat Trick vs Buffalo:
 Feb. 14, 1989 - Mario Lemieux
 Last Buffalo Hat Trick vs Pittsburgh:
 Oct. 12, 1988 - Dave Andreychuk
 Last Pittsburgh Trade with Buffalo:
 Mar. 11, 1999, Matthew Barnaby to Pittsburgh for Stu Barnes
 Overtime Record vs Pittsburgh:
 4-3-11

Year by Year

YEAR	TOTAL	HOME	ROAD	GF-GA
1970-71	0-2-4	0-2-1	0-0-3	19-22
1971-72	1-2-3	0-1-2	1-1-1	14-14
1972-73	0-3-2	0-0-2	0-3-0	9-14
1973-74	3-2-0	3-0-0	0-2-0	17-15
1974-75	0-3-2	0-0-2	0-3-0	18-30
1975-76	1-4-0	1-2-0	0-2-0	13-27
1976-77	4-0-1	3-0-0	1-0-1	20-12
1977-78	0-0-5	0-0-2	0-0-3	17-17
1978-79	2-0-2	1-0-1	1-0-1	19-15
1979-80	0-4-0	0-2-0	0-2-0	8-30
1980-81	0-3-1	0-2-0	0-1-1	5-21
1981-82	1-2-0	1-1-0	0-1-0	12-15
1982-83	1-1-1	1-0-0	0-1-1	12-18
1983-84	0-3-0	0-2-0	0-1-0	9-16
1984-85	0-2-1	0-0-1	0-2-0	5-12
1985-86	2-0-1	1-0-1	1-0-0	11-6
1986-87	2-0-1	1-0-0	1-0-1	15-10
1987-88	2-0-1	2-0-0	0-0-1	16-9
1988-89	1-2-0	1-0-0	0-2-0	13-16
1989-90	0-3-0	0-2-0	0-1-0	6-14
1990-91	2-0-1	1-0-0	1-0-1	14-10
1991-92	2-1-0	1-1-0	1-0-0	14-11
1992-93	3-1-0	2-0-0	1-1-0	18-16
1993-94	*5-1-0	2-0-0	2-1-0	21-13
1994-95	2-1-1	1-0-1	1-1-0	15-13
1995-96	3-2-1	2-1-0	1-1-1	23-22
1996-97	3-3-0	3-0-0	0-3-0	14-14
1997-98	2-1-2	2-0-1	0-1-1	11-9
1998-99	1-2-1	1-0-1	0-2-0	10-11
1999-00	3-0-1	1-0-1	2-0-0	10-5
2000-01	3-1-0	1-1-0	2-0-0	17-11
TOTAL	49-49-32	32-17-16	16-32-16	425-468

* includes one game played in Sacramento

2001 - 02 Schedule

Oct 14 @ Buffalo - 2:00pm
 Nov 24 @ Pittsburgh - 7:30pm
 Jan 10 @ Buffalo - 7:00pm
 Apr 10 @ Pittsburgh - 7:30pm



2000-2001	GP	W	L	T	OTL	PTS	GF	GA	PPG	SHG	PEN	PIM
PITTSBURGH	4	3	1	0	0	6	17	11	2	0	29	58
BUFFALO	4	1	3	0	0	2	11	17	3	0	27	89

AT PITTSBURGH (1-1-0)
AT BUFFALO (2-0-0)

Dec. 1 - PITTSBURGH (SNOW) 6 at Buffalo (HASEK) 4 WG - Beranek
Dec. 2 - BUFFALO (HASEK) 3 at Pittsburgh (SNOW) 2 WG - Varada
Dec. 26 - PITTSBURGH (SNOW) 5 at Buffalo (HASEK/BIRON) 3 WG - Kovalev
Mar. 27 - Buffalo (BIRON) 1 at PITTSBURGH (HEDBERG) 4 WG - Lang

GOALS AND SHOTS BY PERIOD	1 ST	2 ND	3 RD	OT	TOTAL
PITTSBURGH	6-39	5-35	6-34	0	17-108
BUFFALO	5-29	5-31	1-41	0	11-101

GOALTENDERS	GP	MP	GF	GA	ENG	SO	GAA	SH	SV%	W-L-T
Hedberg	1	60:00	4	1	0	0	1.00	19	.947	1-0-0
Snow	3	177:47	13	10	0	0	3.37	82	.878	2-1-0
PITTSBURGH TOTALS	4	240:00	17	11	0	0	2.75	101	.891	3-1-0
Biron	2	97:32	1	6	0	0	3.89	36	.833	0-2-0
Hasek	3	141:29	10	10	1	0	4.24	71	.859	1-1-0
BUFFALO TOTALS	4	240:00	11	17	1	0	4.25	108	.831	1-3-0


POWER PLAY GOALS:

PITTSBURGH (2 for 17) - Jagr, Straka
BUFFALO (3 for 23) - Andreychuk, Saton

PITTSBURGH	GP	G	A	PTS	PIM	SH	+/-	BUFFALO	GP	G	A	PTS	PIM	SH	+/-
Lanq	4	4	4	8	2	8	+7	Tsyplakov	3	2	2	4	0	6	+2
Jagr	4	2	5	7	4	14	+5	Saton	4	2	1	3	2	10	-5
Straka	4	2	4	6	4	8	+6	Afinogenov	3	1	2	3	4	10	+3
Kovalev	3	3	1	4	4	12	+2	Gratton	4	1	2	3	2	8	+2
Beranek	4	2	1	3	4	15	+3	Varada	4	2	0	2	2	5	-2
Hrdina	4	1	2	3	2	2	+3	Dumont	4	1	1	2	6	11	-1
Ference	3	0	3	3	4	4	-1	Barnes	4	0	2	2	0	8	-4
Jonsson	4	1	1	2	4	4	+2	Kalinin	4	0	2	2	0	4	-3
Lemieux	1	0	2	2	0	4	+1	Andreychuk	4	1	0	1	6	3	-3
Kasparaitis	4	0	2	2	6	3	+6	Ray	4	1	0	1	12	4	-1
Stevens	1	1	0	1	0	1	+1	Audette	1	0	1	1	0	1	-1
Corbet	2	1	0	1	2	5	E	McKee	2	0	1	1	0	1	-1
Tibbetts	1	0	1	1	0	1	+1	Brown	3	0	1	1	0	5	-3
Laukkanen	2	0	1	1	0	1	E	Hamel	3	0	1	1	2	2	-1
Rozsival	2	0	1	1	0	1	+3	Smehtik	3	0	1	1	0	0	-2
Norton	3	0	1	1	4	3	+2	Rasmussen	4	0	1	1	15	5	-4
Slegr	3	0	1	1	2	3	E	Warrener	4	0	1	1	4	3	E
Morozov	4	0	1	1	0	2	-1	Woolley	4	0	1	1	4	6	-2
Bergevin	1	0	0	0	2	0	E	Zhitnik	4	0	1	1	4	6	-2
Boughner	1	0	0	0	0	0	+2	Heinze	1	0	0	0	2	1	-1
Hedberg	1	0	0	0	0	0		Biron	2	0	0	0	0	0	
Lacouture	1	0	0	0	2	0	E	Gilmour	2	0	0	0	24	1	-1
McKenna	1	0	0	0	0	0	E	Hasek	3	0	0	0	0	0	
Miller	1	0	0	0	2	0	-1	Patrick	3	0	0	0	0	1	-4
Moran	1	0	0	0	0	2	-1								
Petersen	1	0	0	0	0	3	E								
Primeau	1	0	0	0	4	1	+1								
Barnaby	2	0	0	0	2	1	-2								
Trebil	2	0	0	0	0	1	+1								
Kraft	3	0	0	0	0	8	-3								
Simicek	3	0	0	0	2	1	-3								
Snow	3	0	0	0	2	0									
TOTALS	4	17	31	48	58	108		TOTALS	4	11	21	32	89	101	



Calgary Flames



Jarome Iginla



Team Information

Location: 555 Saddledome Rise SE, Calgary, Alberta T2P 3B9
Founded: 1972 (Atlanta), 1980 (Calgary)
Owners: Grant A. Bartlett, N. Murray Edwards, Harley N. Hotchkiss, Ronald V. Joyce, Alvin G. Libin, Allan P. Markin, J.R. McCaig, Allan P. Joyce, Byron J. Seaman, Daryl K. Seaman
President & CEO: Ken King
Executive VP & General Manager: Craig Button
Head Coach: Greg Gilbert
Coach's Career NHL Record (Seasons): First season
Assistant Coaches: Brad McCrimmon, Rob Cookson, Brian Skrudland
Director of Communications: Peter Hanlon
Communications Assistant: Sean O'Brien
Physical Therapist: Morris Boyer
Athletic Therapist: T.C. Fors
Equipment Manager: Gus Thorson
Arena (Capacity): Pengrowth Saddledome (17,158)
General Office Phone: (403) 777-4636
Team Colors: Red, white, black and gold
Radio: The Team 920 (920 AM)
Television: CTV Sportsnet, CBC-TV
Website: www.calgaryflames.com

Penguins vs. Flames

All-Time NHL Record:
 1039-914-347-9
2000-01 Record/Finish:
 27-36-15-4, Fourth, Northwest Division
2001 Playoff Record:
 Did not qualify
2000-01 Top Scorer:
 Jarome Iginla (31-40-71)
Stanley Cup Titles:
 One (1989)
All-Time Calgary Scorer vs Pittsburgh:
 Al MacInnis (27gp, 6-23-29)
All-Time Pittsburgh Scorer vs Calgary:
 Mario Lemieux (23gp, 19-37-56)
Longest Atlanta/Calgary Win Streak vs Pittsburgh:
 5, Nov. 4, 1977-Nov. 3, 1978
Longest Pittsburgh Win Streak vs Atlanta/Calgary:
 4, Dec. 16, 1972-Oct. 12, 1973; Mar. 3, 1992-Jan. 23, 1993
Longest Atlanta/Calgary Undeclared Streak vs Pittsburgh:
 10, Feb. 7, 1981-Feb. 16, 1984 (6-0-4)
Longest Pittsburgh Undeclared Streak vs Atlanta/Calgary:
 8, Dec. 16, 1972-Mar. 31, 1974 (6-0-2)
Last Pittsburgh Win at Home:
 Mar. 10, 2001 (6-3) (0-0-0 since last win)
Last Calgary Win at Home:
 Mar. 1, 2000 (8-2) (0-0-1 since last win)
Last Pittsburgh Win at Calgary:
 Oct. 28, 1998 (5-2) (0-1-1 since last win)
Last Calgary Win at Pittsburgh:
 Feb. 12, 1989 (4-3) (0-9-2 since last win)
Most Goals by Pittsburgh vs Calgary:
 7, Dec. 19, 1995 (P, 7-1)
Most Goals by Calgary vs Pittsburgh:
 10, Feb. 16, 1984 (C, 10-3); Mar. 9, 1989 (C, 10-3)
Most Goals by Both Teams:
 13, Feb. 16, 1984 (C, 10-3); Mar. 9, 1989 (C, 10-3)
Last Pittsburgh Shutout vs Calgary:
 None
Last Calgary Shutout vs Pittsburgh:
 Jan. 16, 1982 (4-0) - Pat Riggin
Last Pittsburgh Hat Trick vs Calgary:
 Mar. 10, 2001 - Jaromir Jagr
Last Calgary Hat Trick vs Pittsburgh:
 Feb. 29, 1996 - Gary Roberts
Last Pittsburgh Trade with Calgary:
 Mar. 14, 2000, Rene Corbet and Tyler Moss to Pittsburgh for Brad Werenka
Overtime Record vs Pittsburgh:
 0-0-5

Year by Year

YEAR	TOTAL	HOME	ROAD	GF-GA
1972-73	4-1-0	3-0-0	1-1-0	23-15
1973-74	3-1-2	1-0-2	2-1-0	19-18
1974-75	1-1-2	1-0-1	0-1-1	12-14
1975-76	2-1-1	1-0-1	1-1-0	13-10
1976-77	0-3-1	0-1-1	0-2-0	12-18
1977-78	1-3-0	1-1-0	0-2-0	8-13
1978-79	0-3-1	0-2-0	0-1-1	7-16
1979-80	2-1-1	1-0-1	1-1-0	11-11
1980-81	1-2-1	1-1-0	0-1-1	13-19
1981-82	0-1-2	0-0-1	0-1-1	7-11
1982-83	0-3-0	0-2-0	0-1-0	6-14
1983-84	0-1-2	0-0-1	0-1-1	10-17
1984-85	2-0-1	2-0-0	0-0-1	18-13
1985-86	1-2-0	1-0-0	0-2-0	9-14
1986-87	1-2-0	0-2-0	1-0-0	10-11
1987-88	2-0-1	1-0-0	1-0-1	14-10
1988-89	1-2-0	1-1-0	0-1-0	11-15
1989-90	0-2-1	0-0-1	0-2-0	9-13
1990-91	2-1-0	2-0-0	0-1-0	13-12
1991-92	2-1-0	1-0-0	1-1-0	16-12
1992-93	2-0-0	1-0-0	1-0-0	7-5
1993-94	0-1-1	0-0-1	0-1-0	5-7
1994-95				
1995-96	1-1-0	1-0-0	0-1-0	10-8
1996-97	1-1-0	1-0-0	0-1-0	9-9
1997-98	1-1-0	1-0-0	0-1-0	7-7
1998-99	2-0-0	1-0-0	1-0-0	10-3
1999-00	0-1-0	0-0-0	0-1-0	2-8
2000-01	1-0-1	1-0-0	0-0-1	7-4
TOTAL	33-36-18	23-10-10	10-26-8	298-327

2001 - 02 Schedule

Jan 17 @ Calgary - 9:00pm

PITTSBURGH



PENGUINS

2000-2001	GP	W	L	T	OTL	PTS	GF	GA	PPG	SHG	PEN	PIM
PITTSBURGH	2	1	0	1	0	3	7	4	2	0	14	31
CALGARY	2	0	1	1	0	1	4	7	2	0	14	31

AT PITTSBURGH (1-0-0)
AT CALGARY (0-0-1)

Nov. 4 - Pittsburgh (Snow) 1 at Calgary (Brathwaite) 1
Mar. 10 - Calgary (Vernon) 3 at PITTSBURGH (AUBIN) 6
TG - Corbet
WG - Jagr

GOALS AND SHOTS BY PERIOD	1 ST	2 ND	3 RD	OT	TOTAL
PITTSBURGH	2-15	2-25	3-18	0-2	7-60
CALGARY	3-21	1-19	0-12	0-3	4-55

GOALTENDERS	GP	MP	GF	GA	ENG	SO	GAA	SH	SV%	W-L-T
Snow	1	65:00	1	1	0	0	0.92	21	.952	0-0-1
Aubin	1	60:00	6	3	0	0	3.00	34	.912	1-0-0
PITTSBURGH TOTALS	2	125:00	7	4	0	0	1.92	55	.927	1-0-1
Brathwaite	1	64:59	1	1	0	0	0.92	27	.969	0-0-1
Vernon	1	59:30	3	5	1	0	5.04	32	.815	0-1-0
CALGARY TOTALS	2	125:00	4	7	1	0	3.36	60	.883	0-1-1


POWER PLAY GOALS:

PITTSBURGH (2 for 12) - Jagr, Lemieux
CALGARY (2 for 12) - Savard, Wierner

PITTSBURGH	GP	G	A	PTS	PIM	SH	+/-	CALGARY	GP	G	A	PTS	PIM	SH	+/-
Jagr	2	3	2	5	0	10	+2	Savard	2	1	1	2	0	6	-3
Lemieux	1	1	3	4	0	3	+1	Iginla	2	0	2	2	2	6	-2
Kovalev	2	0	3	3	6	10	+1	Petrovicky	1	1	0	1	0	3	+1
Straka	2	1	1	2	2	5	E	Werenka	1	1	0	1	2	3	+1
Corbet	1	1	0	1	0	2	+1	Wierner	2	1	0	1	0	3	E
Laukkanen	2	1	0	1	2	3	+1	Morris	1	0	1	1	0	3	E
Kraft	1	0	1	1	0	2	+1	Sutter	1	0	1	1	0	0	+1
Stevens	1	0	1	1	2	6	E	Housley	2	0	1	1	0	2	E
Beranek	2	0	1	1	0	3	+1	Lydman	2	0	1	1	2	1	-4
Lang	2	0	1	1	0	2	+1	Stillman	2	0	1	1	0	4	E
Morozov	2	0	1	1	0	1	+1	Albelin	1	0	0	0	0	0	-2
Aubin	1	0	0	0	2	0	E	Andersson	1	0	0	0	2	0	E
Barnaby	1	0	0	0	5	2	E	Belak	1	0	0	0	2	1	-1
Bergevin	1	0	0	0	0	0	+2	Brathwaite	1	0	0	0	0	0	
Ference	1	0	0	0	2	0	E	Clark	1	0	0	0	4	0	E
McKenna	1	0	0	0	2	0	E	Cowan	1	0	0	0	5	0	E
Miller	1	0	0	0	2	0	E	Gauthier	1	0	0	0	0	2	-1
Moran	1	0	0	0	0	1	E	Lindsay	1	0	0	0	0	0	E
Oliwa	1	0	0	0	0	0	E	Murray	1	0	0	0	0	1	E
Primeau	1	0	0	0	0	0	E	Smith	1	0	0	0	0	0	E
Rozsival	1	0	0	0	0	0	E	Vernon	1	0	0	0	0	0	
Slegr	1	0	0	0	0	3	-1	Wilm	1	0	0	0	0	2	-1
Snow	1	0	0	0	0	0		Bure	2	0	0	0	2	10	-4
Boughner	2	0	0	0	2	2	+1	Lowry	2	0	0	0	2	3	E
Hrdina	2	0	0	0	0	2	+1	Regehr	2	0	0	0	2	1	+1
Jonsson	2	0	0	0	2	1	E	Saprykin	2	0	0	0	6	0	-1
Kasparaitis	2	0	0	0	2	2	+1	Shantz	2	0	0	0	0	4	E
TOTALS	2	7	14	21	31	60		TOTALS	2	4	8	12	31	55	



Carolina Hurricanes



**Jeff
O'Neill**



Penguins vs. Hurricanes

All-Time NHL Record:

676-847-222-3

2000-01 Record/Finish:

38-32-9-3, Second, Southeast Division

2001 Playoff Record:

Lost to New Jersey, 4-2 in ECOF

2000-01 Top Scorer:

Jeff O'Neill (41-26-67)

Stanley Cup Titles:

None

All-Time Carolina/Hartford Scorer vs Pittsburgh:

Ron Francis (33gp, 16-38-54)

All-Time Pittsburgh Scorer vs Carolina/Hartford:

Mario Lemieux (33gp, 30-38-68); Jaromir Jagr (45gp, 22-46-66)

Longest Carolina/Hartford Win Streak vs Pittsburgh:

4, Oct. 28, 1986-Jan. 9, 1989; Feb. 26, 1989-Mar. 25, 1990

Longest Pittsburgh Win Streak vs Carolina:

6, Oct. 3, 1997-Apr. 16, 1998

Longest Carolina/Hartford Undeclared Streak vs Pittsburgh:

7, Feb. 26, 1989-Dec. 8, 1990 (6-0-1)

Longest Pittsburgh Undeclared Streak vs Carolina/Hartford:

12, Nov. 22, 1996-Jan. 7, 1999 (9-0-3)

Last Pittsburgh Win at Home:

Apr. 3, 2000 (3-2) (0-2-0 since last win)

Last Carolina Win at Home:

Mar. 23, 2001 (5-3) (0-1-0 since last win)

Last Pittsburgh Win at Carolina:

Apr. 8, 2001 (6-4) (0-0-0 since last win)

Last Carolina Win at Pittsburgh:

Nov. 22, 2000 (3-1) (0-0-0 since last win)

Most Goals by Pittsburgh vs Carolina/Hartford:

10, Apr. 3, 1993 (P, 10-2)

Most Goals by Carolina/Hartford vs Pittsburgh:

9, Nov. 22, 1984 (H, 9-3); Dec. 26, 1980 (H, 9-7); Mar. 30, 1989 (H, 9-5)

Most Goals by Both Teams:

16, Dec. 26, 1980 (H, 9-7)

Last Pittsburgh Shutout vs Carolina/Hartford:

Jan. 15, 1987 (3-0) -- Patrick Lalime

Last Carolina/Hartford Shutout vs Pittsburgh:

None

Last Pittsburgh Hat Trick vs Carolina/Hartford:

Feb. 16, 1995 -- Luc Robitaille

Last Carolina/Hartford Hat Trick vs Pittsburgh:

Feb. 23, 1996 -- Brendan Shanahan

Last Pittsburgh Trade with Carolina/Hartford:

Mar. 10, 1992, Future Considerations to Pittsburgh for Frank Pietrangelo

Overtime Record vs Pittsburgh:

1-3-6

Team Information

Location: 1400 Edwards Mill Road, Raleigh, NC

27607

Founded: 1972 (New England-WHA), 1979 (Hartford-NHL), 1997 (Carolina-NHL)

Owner/Governor: Peter Karmanos, Jr.

CEO/General Manager: Jim Rutherford

President/COO: Jim Cain

VP/Assistant GM: Jason Karmanos

Head Coach: Paul Maurice

Coach's Career NHL Record (Seasons):

203-213-64 (6)

Assistant Coaches: Randy Ladouceur, Kevin McCarthy

Head Athletic Trainer: Peter Friesen

Equipment Managers: Skip Cunningham, Wally

Tatomir, Bob Gorman

Director of Public/Media Relations: Jerry Higgins

Media Relations Manager: Mike Sundheim

Arena (Capacity): Raleigh Entertainment and Sports

Arora (19,730)

General Office Phone: (919) 467-7825

Team Colors: Red, White, Black

Radio: Hurricanes Radio Network

TV: Hurricanes Television Network

Website: www.carolinahurricanes.com

Year by Year

YEAR	TOTAL	HOME	ROAD	GF-GA
1979-80	1-2-1	1-0-1	0-2-0	15-21
1980-81	2-2-0	1-1-0	1-1-0	20-20
1981-82	2-0-1	1-0-1	1-0-0	18-11
1982-83	3-0-0	1-0-0	2-0-0	14-7
1983-84	2-1-0	1-1-0	1-0-0	11-10
1984-85	1-2-0	1-0-0	0-2-0	10-13
1985-86	1-2-0	1-1-0	0-1-0	12-10
1986-87	0-3-0	0-1-0	0-2-0	12-18
1987-88	2-1-0	2-0-0	0-1-0	13-11
1988-89	1-2-0	0-1-0	1-1-0	15-20
1989-90	0-2-1	0-1-1	0-1-0	9-15
1990-91	1-2-0	0-1-0	1-1-0	10-11
1991-92	0-2-1	0-2-0	0-0-1	11-16
1992-93	3-0-0	1-0-0	2-0-0	21-8
1993-94	4-1-0	2-0-0	2-1-0	23-22
1994-95	2-2-0	1-1-0	1-1-0	15-16
1995-96	3-2-1	3-0-0	0-2-1	28-18
1996-97	2-1-2	0-0-2	2-1-0	22-17
1997-98	6-0-0	3-0-0	3-0-0	22-10
1998-99	2-1-1	1-1-0	1-0-1	13-12
1999-00	2-2-0	1-1-0	1-1-0	14-13
2000-01	1-3-0	0-2-0	1-1-0	12-15
TOTAL	41-33-8	21-14-5	20-19-3	340-314

2001 - 02 Schedule

Nov 6 @ Carolina - 7:00pm

Dec 16 @ Pittsburgh - 3:00pm

Feb 5 @ Carolina - 7:00pm

Mar 7 @ Pittsburgh - 7:30pm



2000-2001	GP	W	L	T	OTL	PTS	GF	GA	PPG	SHG	PEN	PIM
PITTSBURGH	4	1	3	0	0	2	12	15	3	0	30	79
CAROLINA	4	3	1	0	0	6	15	12	4	1	27	57

AT PITTSBURGH (0-2-0)
 AT CAROLINA (1-1-0)

Oct. 18 - CAROLINA (IRBE) 3 at Pittsburgh (Aubin) 2
 Nov. 22 - CAROLINA (IRBE) 3 at Pittsburgh (Aubin) 1
 Mar. 23 - Pittsburgh (Aubin) 3 at CAROLINA (IRBE) 5
 Apr. 8 - PITTSBURGH (HEDBERG) 6 at Carolina (Irbé) 4

WG - Francis
 WG - Brind'Amour
 WG - Kapanen
 WG - Ference

GOALS AND SHOTS BY PERIOD	1 ST	2 ND	3 RD	OT	TOTAL
PITTSBURGH	3-43	4-29	5-41	0	12-113
CAROLINA	2-40	8-38	5-35	0	15-113

GOALTENDERS	GP	MP	GF	GA	ENG	SO	GAA	SH	SV%	W-L-T
Aubin	3	177:39	6	9	2	0	3.04	80	.888	0-3-0
Hedberg	1	60:00	6	4	0	0	4.00	31	.871	1-0-0
PITTSBURGH TOTALS	4	240:00	12	15	2	0	3.75	113	.867	1-3-0
Irbé	4	238:22	15	12	0	0	3.02	113	.894	3-1-0
CAROLINA TOTALS	4	240:00	15	12	0	0	3.00	113	.894	3-1-0


POWER PLAY GOALS: PITTSBURGH (3 for 18) - Hrdina, Kovalev, Lang
 CAROLINA (4 for 18) - Brind'Amour, O'Neill, Ozolinsh, Tanabe

SHORT-HANDED GOALS: CAROLINA - Dimaio

PITTSBURGH	GP	G	A	PTS	PIM	SH	+/-	CAROLINA	GP	G	A	PTS	PIM	SH	+/-
Straka	4	1	4	5	0	7	-1	O'Neill	4	2	4	6	4	15	+1
Kovalev	4	1	3	4	10	13	+1	Francis	4	1	4	5	0	11	-1
Lang	4	2	1	3	0	10	E	Brind'Amour	4	2	1	3	2	7	+1
Morozov	4	2	0	2	0	8	+1	Gelinas	4	2	1	3	4	12	-1
Beranek	2	1	1	2	2	3	+2	Ozolinsh	4	1	2	3	17	5	-2
Siegr	2	1	1	2	0	5	-2	Tanabe	4	1	2	3	4	6	-1
Ference	3	1	1	2	4	3	-1	Dimaio	3	2	0	2	6	5	+1
Hrdina	4	1	1	2	4	2	-2	Kapanen	4	2	0	2	4	17	-1
Kucera	2	0	2	2	0	4	+1	Battaglia	4	0	2	2	4	8	+3
Moran	2	1	0	1	2	6	+1	Willis	4	0	2	2	2	8	+1
Boughner	3	1	0	1	0	3	+3	Malik	3	1	0	1	0	2	+3
Lamieux	1	0	1	1	0	4	-2	Westlund	3	1	0	1	0	2	+1
Barnaby	2	0	1	1	4	3	+1	Pellern	2	0	1	1	0	2	E
Bergevin	2	0	1	1	6	0	-1	Halko	3	0	1	1	0	2	+3
Miller	2	0	1	1	0	5	-1	Hatcher	3	0	1	1	0	4	+2
Primeau	2	0	1	1	9	1	E	Vasicek	3	0	1	1	0	1	+1
Simicek	2	0	1	1	4	0	+1	Wesley	3	0	1	1	4	1	+1
Jagr	3	0	1	1	0	12	-3	Irbé	4	0	1	1	0	0	E
Kasparaitis	3	0	1	1	0	3	-1	Karpa	4	0	1	1	2	3	-1
Dolas	1	0	0	0	2	2	+1	Wallin	1	0	0	0	0	0	-1
Hedberg	1	0	0	0	0	0		Adams	2	0	0	0	2	0	E
Laukkanen	1	0	0	0	4	1	+2	Langdon	2	0	0	0	0	0	E
Melichar	1	0	0	0	0	1	E	Daniels	4	0	0	0	2	2	+1
Norton	1	0	0	0	0	0	E								
Oliwa	1	0	0	0	2	1	-1								
Stevens	1	0	0	0	6	2	-2								
Trebil	1	0	0	0	0	3	E								
Corbet	2	0	0	0	0	6	-4								
Jonsson	2	0	0	0	0	2	-2								
Kraft	2	0	0	0	0	1	-3								
Lacouture	2	0	0	0	2	0	+1								
McKenna	2	0	0	0	12	0	-1								
Rozsival	2	0	0	0	2	1	-1								
Tibbetts	2	0	0	0	2	1	-1								
Aubin	3	0	0	0	0	0									
TOTALS	4	12	22	34	79	113		TOTALS	4	15	25	40	57	113	



Chicago Blackhawks



**Steve
Sullivan**



Penguins vs. Blackhawks

All-Time NHL Record:

2086-2207-776-7

2000-01 Record/Finish:

29-40-8-5, Tied for Fourth, Central Division

2001 Playoff Record:

Did not qualify

2000-01 Top Scorer:

Steve Sullivan (34-41-75)

Stanley Cup Titles:

Three (1934, 1938 and 1961)

All-Time Chicago Scorer vs Pittsburgh:

Stan Mikita (52gp, 32-39-71)

All-Time Pittsburgh Scorer vs Chicago:

Mario Lemieux (25gp, 25-35-60)

Longest Chicago Win Streak vs Pittsburgh:

9, Dec. 18, 1968-Dec. 20, 1970

Longest Pittsburgh Win Streak vs Chicago:

3, Oct. 22, 1988-Mar. 12, 1989; Dec. 26, 2000-Mar. 29, 2001

Longest Chicago Undefeated Streak vs Pittsburgh:

9, Dec. 26, 1968-Dec. 20, 1970 (9-0-0); Jan. 4, 1981-Mar. 14, 1983 (7-0-2)

Longest Pittsburgh Undefeated Streak vs Chicago:

6, Dec. 2, 1978-Dec. 19, 1979 (2-0-4); Mar. 5, 1998-Mar. 29, 2001 (4-0-2)

Last Pittsburgh Win at Home:

Mar. 29, 2001 (5-2) (0-0-0 since last win)

Last Chicago Win at Home:

Nov. 2, 1997 (3-1) (0-2-0 since last win)

Last Pittsburgh Win at Chicago:

Jan. 21, 2001 (4-0) (0-0-0 since last win)

Last Chicago Win at Pittsburgh:

Feb. 22, 1997 (5-2) (0-2-2 since last win)

Most Goals by Pittsburgh vs Chicago:

10, Feb. 21, 1976 (P, 10-1)

Most Goals by Chicago vs Pittsburgh:

9, Jan. 21, 1973 (C, 9-3); Mar. 18, 1976 (C, 9-1)

Most Goals by Both Teams:

13, Oct. 23, 1968 (C, 8-5); Dec. 6, 1988 (P, 7-6)

Last Pittsburgh Shutout vs Chicago:

Jan. 21, 2001 (4-0) - Garth Snow

Last Chicago Shutout vs Pittsburgh:

Jan. 15, 1984 (2-0) - Tony Esposito

Last Pittsburgh Hat Trick vs Chicago:

Mar. 12, 1989 - Mario Lemieux

Last Chicago Hat Trick vs Pittsburgh:

Nov. 8, 1992 - Michel Goulet

Last Pittsburgh Trade with Chicago:

Oct. 22, 1997, Tuomas Gronman to Pittsburgh for Greg Johnson

Overtime Record vs Pittsburgh:

0-0-5

Team Information

Location: 1901 West Madison Street, Chicago, IL 60612

Founded: September 25, 1926

President: William W. Wirtz

General Manager: Mike Smith

Assistant GM: Nick Beverley

Head Coach: Brian Sutter

Coach's Career NHL Record (Seasons):

360-319-103 (10)

Assistant Coaches: Denis Savard, Al MacAdam

Asst. Coach/Strength & Conditioning: Phil Walker

Goaltending Consultant: Vladislav Tretiak

Head Trainer: Michael Gapski

Equipment Manager: Troy Parchman

Massage Therapist: Pawel Prytynski

Executive Director of Communications: Jim DeMaria

Manager of Public Relations: Tony Omman

Director of Community Relations: Barbara Davidson

Arena (Capacity): United Center (20,500)

General Office Phone: (312) 455-7000

Team Colors: Red, white and black

Radio: WSCR (AM 670)

Commercial TV: None

Cable TV: Fox Sports Chicago

Website: www.chicagoblackhawks.com

Year by Year

YEAR	TOTAL	HOME	ROAD	GF-GA
1967-68	1-2-1	1-0-1	0-2-0	10-14
1968-69	2-4-0	1-2-0	1-2-0	22-28
1969-70	0-6-0	0-3-0	0-3-0	7-27
1970-71	2-4-0	2-1-0	0-3-0	12-17
1971-72	0-5-1	0-3-0	0-2-1	11-27
1972-73	3-2-0	2-0-0	1-2-0	15-18
1973-74	1-5-0	0-3-0	1-2-0	12-20
1974-75	2-1-1	2-0-0	0-1-1	20-14
1975-76	1-2-1	1-1-0	0-1-1	21-16
1976-77	2-2-0	2-0-0	0-2-0	12-9
1977-78	2-1-1	2-0-0	0-1-1	12-16
1978-79	2-0-2	2-0-0	0-0-2	15-8
1979-80	0-2-2	0-1-1	0-1-1	7-9
1980-81	1-3-0	1-1-0	0-2-0	15-20
1981-82	0-1-2	0-0-1	0-1-1	11-14
1982-83	0-3-0	0-2-0	0-1-0	9-15
1983-84	1-1-1	0-0-1	1-1-0	7-7
1984-85	1-2-0	1-1-0	0-1-0	12-15
1985-86	1-1-1	1-0-0	0-1-1	12-13
1986-87	2-1-0	1-1-0	1-0-0	9-4
1987-88	2-1-0	1-0-0	1-1-0	17-12
1988-89	3-0-0	2-0-0	1-0-0	20-15
1989-90	0-3-0	0-1-0	0-2-0	11-16
1990-91	0-3-0	0-2-0	0-1-0	7-15
1991-92	1-0-1	0-0-1	1-0-0	8-7
1992-93	1-1-0	1-0-0	0-1-0	6-8
1993-94	1-1-0	1-0-0	0-1-0	5-7
1994-95				
1995-96	1-1-0	1-0-0	0-1-0	7-8
1996-97	0-2-0	0-1-0	0-1-0	3-7
1997-98	0-1-1	0-0-1	0-1-0	3-5
1998-99	1-0-0	1-0-0	0-0-0	5-2
1999-00	1-0-1	0-0-1	1-0-0	7-5
2000-01	2-0-0	1-0-0	1-0-0	9-2
TOTAL	37-61-16	27-23-7	10-38-9	359-420

2001 - 02 Schedule

Jan 6 @ Chicago - 7:00pm



2000-2001	GP	W	L	T	OTL	PTS	GF	GA	PPG	SHG	PEN	PIM
PITTSBURGH	2	2	0	0	0	4	9	2	2	0	8	19
CHICAGO	2	0	2	0	0	0	2	9	1	1	11	25

AT PITTSBURGH (1-0-0)
AT CHICAGO (1-0-0)

Jan. 21 - PITTSBURGH (SNOW) 4 at Chicago (Thibault) 0
Mar. 29 - Chicago (Thibault) 2 at PITTSBURGH (HEDBERG) 5

WG - Straka
WG - Jagr

GOALS AND SHOTS BY PERIOD	1 ST	2 ND	3 RD	OT	TOTAL
PITTSBURGH	2-16	4-21	3-13	0	9-50
CHICAGO	1-18	0-11	1-19	0	2-48

GOALTENDERS	GP	MP	GF	GA	ENG	SO	GAA	SH	SV%	W-L-T
Snow	1	59:57	4	0	0	1	0.00	24	1.000	1-0-0
Hedberg	1	60:00	5	2	0	0	2.00	24	.916	1-0-0
PITTSBURGH TOTALS	2	120:00	9	2	0	1	1.00	48	.958	2-0-0
Thibault	2	119:21	2	8	0	0	4.02	49	.837	0-2-0
CHICAGO TOTALS	2	120:00	2	9	1	0	4.50	50	.820	0-2-0

POWER PLAY GOALS:

PITTSBURGH (2 for 9) - Corbet, Jonsson
CHICAGO (1 for 6) - Nylander


SHORT-HANDED GOALS:

CHICAGO - Sullivan

PITTSBURGH	GP	G	A	PTS	PIM	SH	+/-	CHICAGO	GP	G	A	PTS	PIM	SH	+/-
Lemieux	2	3	2	5	0	9	+4	Daze	2	0	2	2	0	6	-3
Jagr	2	2	3	5	0	8	+4	Nylander	2	1	0	1	0	4	-3
Hrdina	2	0	5	5	0	4	+3	Sullivan	2	1	0	1	4	5	-3
Jonsson	2	1	1	2	0	5	+4	Mironov	2	0	1	1	2	4	-1
Lang	2	1	1	2	0	2	+2	Zhamnov	2	0	1	1	2	4	-3
Straka	2	1	1	2	2	5	+1	Allison	1	0	0	0	0	0	-2
Corbet	1	1	0	1	0	3	E	Hankinson	1	0	0	0	7	0	E
Kovalev	1	0	1	1	0	2	+2	Herperger	1	0	0	0	0	1	E
Stevens	1	0	1	1	4	0	+1	Karpotsev	1	0	0	0	0	0	E
Morozov	2	0	1	1	0	4	E	McAmmond	1	0	0	0	0	1	-1
Barnaby	1	0	0	0	0	0	E	McCarthy	1	0	0	0	0	1	E
Beranek	1	0	0	0	0	1	E	Poapst	1	0	0	0	0	1	-1
Ference	1	0	0	0	0	0	-1	Quntal	1	0	0	0	0	1	-2
Hedberg	1	0	0	0	0	0	0	Spacek	1	0	0	0	0	6	-1
Lacouture	1	0	0	0	0	0	E	Zelepukin	1	0	0	0	0	0	E
Moran	1	0	0	0	2	0	+1	Amonte	2	0	0	0	2	7	-2
Primeau	1	0	0	0	0	1	E	Caldier	2	0	0	0	0	3	-2
Snow	1	0	0	0	0	0	0	Dean	2	0	0	0	2	1	-1
Bergevin	2	0	0	0	2	0	+2	Dubinsky	2	0	0	0	0	0	-1
Boughner	2	0	0	0	7	1	+2	Leroux	2	0	0	0	0	1	-1
Kasparaitis	2	0	0	0	2	+3	McAlpine	2	0	0	0	2	2	-3	
Laukkanen	2	0	0	0	0	3	+2	Probert	2	0	0	0	2	0	-1
McKenna	2	0	0	0	0	0	E	Thibault	2	0	0	0	0	0	0
Tibbetts	2	0	0	0	0	0	E	Vandenbussche	2	0	0	0	2	0	-1
TOTALS	2	9	16	25	19	50		TOTALS	2	2	4	6	25	48	



Colorado Avalanche



Joe Sakic



Penguins vs. Avalanche

All-Time NHL Record:
770-747-227-5

2000-01 Record/Finish:
52-16-10-4, First, Northwest Division

2000 Playoff Record:
Defeated Vancouver, 4-0, WCQF; Defeated Los Angeles, 4-2, WCSF; Defeated St. Louis, 4-1, WCF; Defeated New Jersey, 4-3, Stanley Cup Finals

2000-01 Top Scorer:
Joe Sakic (54-64-118)

Stanley Cup Titles:
Two (1996 and 2001)

All-Time Quebec/Colorado Scorer vs Pittsburgh:
Peter Stastny (29gp, 23-28-51)

All-Time Pittsburgh Scorer vs Quebec/Colorado:
Mario Lemieux (30gp, 29-36-65)

Longest Quebec/Colorado Win Streak vs Pittsburgh:
10, Oct. 21, 1982-Oct. 19, 1985

Longest Pittsburgh Win Streak vs Quebec/Colorado:
7, Mar. 22, 1986-Mar. 27, 1988

Longest Quebec/Colorado Undefeated Streak vs Pittsburgh:
11, Oct. 21, 1982-Oct. 26, 1985 (10-0-1)

Longest Pittsburgh Undefeated Streak vs Quebec/Colorado:
9, Oct. 25, 1990-Apr. 3, 1993 (7-0-2)

Last Pittsburgh Win at Home:
Feb. 21, 1995 (5-4) (0-6-1 since last win)

Last Colorado Win at Home:
Jan. 13, 2000 (3-2 ot) (0-0-0 since last win)

Last Pittsburgh Win at Colorado:
Feb. 25, 1999 (3-2) (0-1-0-1 since last win)

Last Colorado Win at Pittsburgh:
Feb. 19, 2001 (5-1) (0-0-0 since last win)

Most Goals by Pittsburgh vs Quebec/Colorado:
8, Mar. 3, 1987 (P, 8-1); Nov. 16, 1989 (P, 8-2)

Most Goals by Quebec/Colorado vs Pittsburgh:
10, Dec. 29, 1984 (Q, 10-2)

Most Goals by Both Teams:
14, Mar. 8, 1984 (Q, 8-6)

Last Pittsburgh Shutout vs Quebec/Colorado:
Jan. 27, 1994 (3-0) – Ken Wreggett

Last Quebec/Colorado Shutout vs Pittsburgh:
Feb. 24, 1980 (2-0) – Michel Dion

Last Pittsburgh Hat Trick vs Quebec/Colorado:
Nov. 18, 1991 – Kevin Stevens

Last Quebec/Colorado Hat Trick vs Pittsburgh:
Jan. 3, 1998 – Valeri Kamensky

Last Pittsburgh Trade with Quebec/Colorado:
Sept. 28, 1997, Third round pick in 1998 Entry Draft to Pittsburgh for Francois Leroux

Overtime Record vs Pittsburgh:
2-1-6

Team Information

Location: Pepsi Center, 1000 Chopper Circle, Denver, CO 80204

Founded: 1972 (Quebec-WHA), 1979 (Quebec-NHL), 1995 (Colorado-NHL)

Owner & Governor: E. Stanley Kroenke

President & General Manager: Pierre Lacroix

Assistant General Manager: Brian MacDonald

Head Coach: Bob Hartley

Coach's Career NHL Record (Seasons): 138-77-31(3)

Assistant Coaches: Jacques Cloutier & Bryan Trotter

VP of Player Personnel: Michel Goulet

Strength & Conditioning Coach: Paul Goldberg

Athletic Trainer: Pat Karns

Equipment Managers: Wayne Flemming, Mark Miller

VP of Communications/Team Services: Jean Martineau

Director of Special Projects/Communications: Hayne Ellis

Asst. Director of Communications: Damen Zier

Arena (Capacity): Pepsi Center (18,007)

General Office Phone: (303) 405-1100

Team Colors: Burgandy, silver, blue and black

Radio: KKFN 950AM

Commercial TV: KTVD Channel 20

Cable TV: Fox Sports Rocky Mountain

Website: www.coloradoavalanche.com

Year by Year

YEAR	TOTAL	HOME	ROAD	GF-GA
1979-80	2-2-0	2-0-0	0-2-0	10-9
1980-81	2-1-1	1-0-1	1-1-0	15-16
1981-82	3-0-0	1-0-0	2-0-0	15-6
1982-83	0-3-0	0-2-0	0-1-0	11-22
1983-84	0-3-0	0-1-0	0-2-0	8-21
1984-85	0-3-0	0-2-0	0-1-0	6-26
1985-86	1-1-1	0-0-1	1-1-0	14-12
1986-87	3-0-0	2-0-0	1-0-0	19-6
1987-88	3-0-0	1-0-0	2-0-0	17-11
1988-89	1-2-0	1-1-0	0-1-0	8-16
1989-90	2-1-0	1-0-0	1-1-0	17-9
1990-91	3-0-0	2-0-0	1-0-0	18-11
1991-92	2-0-1	1-0-1	1-0-0	17-10
1992-93	2-0-1	1-0-1	1-0-0	16-11
1993-94	1-4-0	1-2-0	0-2-0	17-25
1994-95	2-2-0	1-1-0	1-1-0	18-17
1995-96	0-1-1	0-1-0	0-0-1	8-11
1996-97	0-2-0	0-1-0	0-1-0	6-10
1997-98	0-1-1	0-1-0	0-0-1	7-8
1998-99	1-1-0	0-1-0	1-0-0	4-5
1999-00	0-1-1	0-0-1	0-1-0	6-7
2000-01	0-2-0	0-1-0	0-1-0	3-8
TOTAL	28-30-7	15-14-5	13-16-2	260-277

2001 - 02 Schedule

Oct 3 @ Pittsburgh - 8:00pm



2000-2001	GP	W	L	T	OTL	PTS	GF	GA	PPG	SHG	PEN	PIM
PITTSBURGH	2	0	1	0	1	1	3	8	0	0	9	46
COLORADO	2	2	0	0	0	4	8	3	1	0	14	53

AT PITTSBURGH (0-1-0)
 AT COLORADO (0-0-0-1)

Nov. 13 - Pittsburgh (Snow) 2 at COLORADO (ROY) 3
 Feb. 19 - COLORADO (ROY) 5 at Pittsburgh (Snow) 1
 *Sakic scored at 3:56 of OT

WG - Sakic*
 WG - Nieminen

GOALS AND SHOTS BY PERIOD	1 ST	2 ND	3 RD	OT	TOTAL
PITTSBURGH	0-20	2-20	1-19	0-2	3-61
COLORADO	4-22	3-17	0-11	1-1	8-51

GOALTENDERS	GP	MP	GF	GA	ENG	SO	GAA	SH	SV%	W-L-T
Snow	1	63:49	2	3	0	0	2.82	21	.857	0-1-0
Aubin	1	59:45	1	5	0	0	5.02	30	.833	0-1-0
PITTSBURGH TOTALS	2	123:56	3	8	0	0	3.87	51	.843	0-2-0
Roy	2	123:56	8	3	0	0	1.45	61	.951	2-0-0
COLORADO TOTALS	2	123:56	8	3	0	0	1.45	61	.951	2-0-0


POWER PLAY GOALS:

PITTSBURGH (0 for 7)
 COLORADO (1 for 4) - Forsberg

PITTSBURGH	GP	G	A	PTS	PIM	SH	+/-	COLORADO	GP	G	A	PTS	PIM	SH	+/-
Jagr	2	2	0	2	2	5	E	Forsberg	1	2	2	4	2	7	+3
Kovalev	2	1	0	1	0	6	-2	Sakic	2	2	2	4	0	4	+3
Ference	1	0	1	1	0	3	+1	Nieminen	1	2	0	2	0	3	+3
Miller	1	0	1	1	0	0	+1	Hejduk	2	2	0	2	0	7	+3
Beranek	2	0	1	1	0	6	-1	Drury	1	0	2	2	2	0	+2
Hrdina	2	0	1	1	0	1	+1	Tanguay	2	0	2	2	0	1	+2
Lang	2	0	1	1	0	4	-2	Deadmarsh	1	0	1	1	5	4	E
Laukkanen	2	0	1	1	0	4	-1	Footo	1	0	1	1	2	2	+1
Aubin	1	0	0	0	0	0	0	Bourque	2	0	1	1	0	4	+3
Barnaby	1	0	0	0	2	1	E	Klemm	2	0	1	1	4	1	+1
Bergevin	1	0	0	0	0	2	-1	Podoin	2	0	1	1	0	4	-1
Boughner	1	0	0	0	5	1	E	Berry	1	0	0	0	0	0	+1
Corbet	1	0	0	0	0	4	E	Parker	1	0	0	0	0	0	0
Kraft	1	0	0	0	0	1	E	Pratt	1	0	0	0	0	2	E
Lemieux	1	0	0	0	2	5	-2	Shearer	1	0	0	0	0	0	-1
Melchar	1	0	0	0	0	0	-1	Yelle	1	0	0	0	0	2	-1
Moran	1	0	0	0	0	1	-1	DeVries	2	0	0	0	0	1	E
Oliwa	1	0	0	0	15	0	-1	Dingman	2	0	0	0	15	1	E
Primeau	1	0	0	0	0	2	E	Hinote	2	0	0	0	2	1	-2
Rozsival	1	0	0	0	0	0	E	Messier	2	0	0	0	0	1	E
Siegr	1	0	0	0	0	3	-1	Miller	2	0	0	0	2	1	+2
Snow	1	0	0	0	0	0	0	Reid	2	0	0	0	19	1	E
Stevens	1	0	0	0	0	0	-2	Roy	2	0	0	0	0	0	0
Tibbetts	1	0	0	0	20	1	-1	Skoula	2	0	0	0	0	4	E
Jonsson	2	0	0	0	0	1	-2								
Kasparaitis	2	0	0	0	0	4	-2								
Morozov	2	0	0	0	0	3	-1								
Straka	2	0	0	0	0	3	-1								
TOTALS	2	3	6	9	46			TOTALS	2	8	13	21	53	51	



Columbus Blue Jackets



Geoff Sanderson



Team Information

Location: 150 E. Wilson Bridge Road, Columbus, OH 43065
Founded: 1997
Owner: John H. McConnell, John F. Wolfe, Ron Pizzuti, The Crane Family
Governor: John H. McConnell
President/GM: Doug MacLean
Assistant GM: Jim Clark
Head Coach: Dave King
Coach's Career NHL Record (Seasons): 137-115-40 (4)
Associate Coach: Newell Brown
Assistant Coach: Gerard Gallant
Goaltending Coach/Pro Scout: Rick Wamsley
Head Athletic Trainer: Chris Mizer
Equipment Manager: Tim LeRoy
Strength & Conditioning Coach: Mark Casterline
Director of Communications: Todd Sharrock
Asst. Director of Communications: Jason Rothwell
Arena (Capacity): Nationwide Arena (18,132)
General Office Phone: (614) 246-4625
Team Colors: Red, White, Capital Blue, Electric Green
Radio: AM1480-WBNS, FM 101.1-WWCD
Cable TV: Fox Sports Net Ohio
Website: www.BlueJackets.com

Penguins vs. Blue Jackets

All-Time NHL Record:
 28-39-9-6
2000-01 Record/Finish:
 28-39-9-6, Tied for Fourth, Central Division
2001 Playoff Record:
 Did not qualify
2000-01 Top Scorer:
 Geoff Sanderson (30-26-56)
Stanley Cup Titles:
 None
All-Time Columbus Scorer vs Pittsburgh:
 Robert Kron (1-1-2), Geoff Sanderson (1-1-2), Jan Caloun (0-2-2)
All-Time Pittsburgh Scorer vs Columbus:
 Robert Lang (4-0-4), Martin Straka (0-4-4)
Longest Columbus Win Streak vs Pittsburgh:
 0
Longest Pittsburgh Win Streak vs Columbus:
 2, Oct. 21, 2000-Feb. 17-2001
Longest Columbus Undeclared Streak vs Pittsburgh:
 0
Longest Pittsburgh Undeclared Streak vs Columbus:
 2, Oct. 21, 2000-Feb. 17, 2001 (2-0-0)
Last Pittsburgh Win at Home:
 Oct. 21, 2000 (5-2) (0-0-0 since last win)
Last Columbus Win at Home:
 never
Last Pittsburgh Win at Columbus:
 Feb. 17, 2001 (3-2 ot) (0-0-0 since last win)
Last Columbus Win at Pittsburgh: none
Most Goals by Pittsburgh vs Columbus:
 5, Oct. 21, 2000 (P. 5-2)
Most Goals by Columbus vs Pittsburgh:
 2, Oct. 21, 2000 (P. 5-2), Feb. 17, 2001 (P. 3-2 OT)
Most Goals by Both Teams:
 7, Oct. 21, 2000 (P. 5-2)
Last Pittsburgh Shutout vs Columbus:
 never
Last Columbus Shutout vs Pittsburgh:
 never
Last Pittsburgh Hat Trick vs Columbus:
 never
Last Columbus Hat Trick vs Pittsburgh:
 never
Last Pittsburgh Trade with Columbus:
 Mar. 13, 2001, Frantisek Kucera to Pittsburgh for a sixth round choice in 2001 Entry Draft
Overtime Record vs Pittsburgh:
 0-1-0

Year by Year

YEAR	TOTAL	HOME	ROAD	GF-GA
2000-01	2-0-0	1-0-0	1-0-0	8-4
TOTAL	2-0-0	1-0-0	1-0-0	8-4

2001 - 02 Schedule

Feb 28 @ Columbus - 7:00pm
Mar 11 @ Pittsburgh - 7:30pm



TM



2000-2001	GP	W	L	T	OTL	PTS	GF	GA	PPG	SHG	PEN	PIM
PITTSBURGH	2	2	0	0	0	4	8	4	3	0	17	51
COLUMBUS	2	0	2	0	0	0	4	8	1	0	16	49

AT PITTSBURGH (1-0-0)
 AT COLUMBUS (1-0-0)

Oct. 21 - Columbus (Tugnutt) 2 at PITTSBURGH (AUBIN) 5 WG - Lang
 Feb. 17 - PITTSBURGH (AUBIN) 3 at Columbus (Tugnutt) 2 WG - Kovalev*

GOALS AND SHOTS BY PERIOD	1 st	2 nd	3 rd	OT	TOTAL
PITTSBURGH	1-18	4-29	2-15	1-1	8-63
COLUMBUS	1-17	1-31	2-23	0-0	4-71


GOALTENDERS	GP	MP	GF	GA	ENG	SO	GAA	SH	SV%	W-L-T
Aubin	2	121:03	8	4	0	0	1.98	71	.944	2-0-0
PITTSBURGH TOTALS	2	121:19	8	4	0	0	1.97	71	.944	2-0-0
Tugnutt	2	121:05	4	7	1	0	3.46	62	.887	0-2-0
COLUMBUS TOTALS	2	121:19	4	8	1	0	3.95	63	.873	0-2-0

POWER-PLAY GOALS: PITTSBURGH (3 for 11) - Lang (2), Kasparaitis
 COLUMBUS (1 for 12) - Vyborny

PITTSBURGH	GP	G	A	PTS	PIM	SH	+/-	COLUMBUS	GP	G	A	PTS	PIM	SH	+/-
Lang	2	4	0	4	2	10	+1	Kron	2	1	1	2	0	11	E
Straka	2	0	4	0	4	+4		Sanderson	2	1	1	2	4	8	+2
Kovalev	2	1	2	3	4	6	+2	Caloun	1	0	2	2	0	3	+1
Simicek	1	1	1	2	0	2	+1	Dineen	2	1	0	1	4	3	+1
Jagr	2	1	0	1	0	7	E	Vyborny	2	1	0	1	0	4	-3
Kasparaitis	2	1	0	1	2	1	E	Knutsen	1	0	1	1	0	0	+1
Barnaby	1	0	1	1	6	2	+1	Gardiner	2	0	1	1	2	0	+1
Rozsival	1	0	1	1	0	1	+1	Odelein	2	0	1	1	15	2	+1
Slegr	1	0	1	1	0	1	+2	Pushor	2	0	1	1	0	3	+1
Stevens	1	0	1	1	0	4	-1	Heward	1	0	0	0	0	2	-1
Baranek	2	0	1	1	0	8	+1	Klesla	1	0	0	0	2	2	E
Hrdina	2	0	1	1	2	4	-1	Maltais	1	0	0	0	2	3	E
Laukkanen	2	0	1	1	2	1	-2	Quint	1	0	0	0	0	6	-2
Bergevin	1	0	0	0	0	0	+1	Selivanov	1	0	0	0	4	0	-1
Corbet	1	0	0	0	0	0	E	Shelley	1	0	0	0	10	0	E
Jonsson	1	0	0	0	0	0	-2	Adams	2	0	0	0	0	1	-1
Kraft	1	0	0	0	0	1	E	Aubin	2	0	0	0	2	5	-1
Lemieux	1	0	0	0	0	3	-1	Grand-Pierre	2	0	0	0	2	5	-1
McKenna	1	0	0	0	20	0	E	Heinze	2	0	0	0	0	2	-2
Melichar	1	0	0	0	4	1	-1	Kucera	2	0	0	0	2	3	-3
Miller	1	0	0	0	0	4	E	Timander	2	0	0	0	0	4	+1
Moran	1	0	0	0	0	0	+1	Tugnutt	2	0	0	0	0	0	0
Morozov	1	0	0	0	0	0	E	Wright	2	0	0	0	0	4	-3
Oliiva	1	0	0	0	5	0	E								
Primeau	1	0	0	0	0	1	E								
Tibbetts	1	0	0	0	0	0	E								
Aubin	2	0	0	0	0	0									
Boughner	2	0	0	0	4	2	+2								
TOTALS	2	8	14	22	51	63		TOTALS	2	4	8	12	49	71	



Dallas Stars



Mike Modano

Penguins vs. Stars

All-Time NHL Record:
 1082-1184-416-8
 2000-01 Record/Finish:
 48-24-8-2, First, Pacific Division
 2001 Playoff Record:
 Defeated Edmonton, 4-2, WCQF; Lost to St. Louis, 4-1, WCSF
 2000-01 Top Scorer:
 Mike Modano (33-51-84)
 Stanley Cup Titles:
 One (1999)
 All-Time Minnesota/Dallas Scorer vs Pittsburgh:
 Bill Goldsworthy (23-22-45)
 All-Time Pittsburgh Scorer vs Minnesota/Dallas:
 Rick Kehoe (19-27-46)
 Longest Minnesota/Dallas Win Streak vs Pittsburgh:
 4, Oct. 28, 1971-Feb. 20, 1972; Jan. 12, 1983-Dec. 1, 1983
 Longest Pittsburgh Win Streak vs Minnesota/Dallas:
 8, Oct. 15, 1985-Mar. 1, 1986
 Longest Dallas Undeclared Streak vs Pittsburgh:
 8, Mar. 16, 1997-Jan. 19, 2001 (6-0-2)
 Longest Pittsburgh Undeclared Streak vs Minnesota/Dallas:
 8, Oct. 15, 1985-Mar. 1, 1986 (8-0-0)
 Last Pittsburgh Win at Home:
 Jan. 14, 1997 (3-1) (0-2-2 since last win)
 Last Dallas Win at Home:
 Jan. 19, 2001 (6-5 of) (0-0-0 since last win)
 Last Pittsburgh Win at Dallas:
 Nov. 14, 1995 (4-2) (0-3-1-1 since last win)
 Last Dallas Win at Pittsburgh:
 Dec. 23, 2000 (8-2) (0-0-0 since last win)
 Most Goals by Pittsburgh vs Minnesota/Dallas:
 9, Jan. 12, 1989 (P, 9-2)
 Most Goals by Minnesota/Dallas vs Pittsburgh:
 10, Mar. 7, 1973 (M, 10-4)
 Most Goals by Both Teams:
 15, Dec. 21, 1974 (M, 8-7); Feb. 3, 1982 (M, 9-6)
 Last Pittsburgh Shutout vs Dallas:
 Mar. 22, 1998 (0-0) - Tom Barrasso
 Last Dallas Shutout vs Pittsburgh:
 Mar. 22, 1998 (0-0) - Ed Belfour
 Last Pittsburgh Hat Trick vs Minnesota/Dallas:
 Mar. 4, 1990 - Rob Brown
 Last Dallas Hat Trick vs Pittsburgh:
 Nov. 5, 1997 - Joe Nieuwendyk
 Last Pittsburgh Trade with Dallas:
 Jun. 22, 1996, Kevin Hatcher to Pittsburgh for Sergei Zubov
 Overtime Record vs Pittsburgh:
 1-1-3

Team Information

Location: 211 Cowboys Parkway, Irving, TX 75063
 Founded: 1967 (Minnesota), 1993 (Dallas)
 Owner & Chairman of the Board: Thomas O. Hicks
 President: James R. Lites
 VP of Hockey Operations & General Manager:
 Bob Gainey
 Assistant General Manager: Doug Armstrong
 Director, Hockey Operations: Les Jackson
 Head Coach: Ken Hitchcock
 Coach's Career NHL Record (Seasons):
 254-145-64 (5)
 Assistant Coaches: Doug Jarvis, Rick Wilson
 Strength & Conditioning Coach: J.J. McQueen
 Head Athletic Trainer: Dave Suprenant
 Head Equipment Manager: Dave Smith
 Director of Media Relations: Larry Kelly
 Media Relations Assistant: Mark Janiko
 Arena (Capacity): American Airlines Center (18,500)
 General Office Phone: (972) 868-2890
 Team Colors: Black, green, gold and white
 Radio: WBAP 820AM
 Commercial TV: KXTX Channel 39
 Cable TV: Fox Sports Southwest
 Website: www.dallasstars.com

Year by Year

YEAR	TOTAL	HOME	ROAD	GF-GA
1967-68	4-3-3	2-1-2	2-2-1	33-29
1968-69	5-3-0	2-2-0	3-1-0	25-15
1969-70	5-2-1	3-1-0	2-1-1	33-27
1970-71	1-3-2	1-1-1	0-2-1	12-13
1971-72	2-4-0	2-1-0	0-3-0	11-17
1972-73	2-3-0	2-1-0	0-2-0	18-21
1973-74	2-2-1	1-0-1	1-2-0	17-20
1974-75	3-1-0	2-0-0	1-1-0	21-14
1975-76	2-1-1	1-0-1	1-1-0	15-10
1976-77	3-1-0	2-0-0	1-1-0	17-9
1977-78	2-2-0	2-0-0	0-2-0	18-17
1978-79	3-1-0	2-0-0	1-1-0	19-11
1979-80	1-3-0	1-1-0	0-2-0	12-15
1980-81	1-3-0	1-1-0	0-2-0	13-18
1981-82	1-2-0	1-1-0	0-1-0	14-15
1982-83	0-2-1	0-1-0	0-1-1	8-16
1983-84	1-2-0	1-1-0	0-1-0	12-12
1984-85	1-2-0	0-1-0	1-1-0	10-10
1985-86	3-0-0	2-0-0	1-0-0	10-7
1986-87	3-0-0	1-0-0	2-0-0	10-7
1987-88	2-1-0	2-0-0	0-1-0	12-9
1988-89	1-2-0	0-1-0	1-1-0	12-11
1989-90	1-1-1	1-1-0	0-0-1	14-16
1990-91	2-1-0	1-0-0	1-1-0	11-10
1991-92	2-1-0	1-0-0	1-1-0	13-8
1992-93	1-1-0	0-1-0	1-0-0	7-7
1993-94	0-2-0	0-1-0	0-1-0	5-12
1994-95				
1995-96	2-0-0	1-0-0	1-0-0	9-3
1996-97	1-1-0	1-0-0	0-1-0	5-7
1997-98	0-1-1	0-1-0	0-0-1	2-5
1998-99	0-1-1	0-0-1	0-1-0	6-8
1999-00	0-1-0	0-0-0	0-1-0	4-6
2000-01	0-2-0	0-1-0	0-1-0	7-14
TOTAL	57-55-12	36-19-6	21-36-6	436-419

2001 - 02 Schedule

Oct 24 @ Pittsburgh - 8:00pm

PITTSBURGH



PENGUINS

2000-2001	GP	W	L	T	OTL	PTS	GF	GA	PPG	SHG	PEN	PIM
PITTSBURGH	2	0	1	0	1	1	7	14	0	0	12	30
DALLAS	2	2	0	0	0	4	14	7	3	0	9	24

AT PITTSBURGH (0-1-0)
 AT DALLAS (0-0-0-1)

Dec. 23 - DALLAS (BELFOUR) 8 at Pittsburgh (SNOW/Parent) 2 WG - Nieuwendyk
 Jan. 19 - Pittsburgh (Snow) 5 at DALLAS (BELFOUR) 6 WG - Sydor

GOALS AND SHOTS BY PERIOD	1 ST	2 ND	3 RD	OT	TOTAL
PITTSBURGH	3-16	0-19	4-20	0-0	7-55
DALLAS	2-22	4-27	7-20	1-1	14-70

GOALTENDERS	GP	MP	GF	GA	ENG	SO	GAA	SH	SV%	W-L-T
Snow	2	107:06	6	12	0	0	6.72	64	.812	0-1-0
Parent	1	13:36	1	2	0	0	8.82	6	.666	0-1-0
PITTSBURGH TOTALS	2	120:42	7	14	0	0	6.95	70	.800	0-2-0
Belfour	2	120:39	14	7	0	0	3.48	55	.872	2-0-0
DALLAS TOTALS	2	120:42	14	7	0	0	3.47	55	.872	2-0-0


POWER PLAY GOALS:

PITTSBURGH (0 for 5)
 DALLAS (3 for 7) - Hull, Nieuwendyk, Sydor

PITTSBURGH	GP	G	A	PTS	PIM	SH	+/-	DALLAS	GP	G	A	PTS	PIM	SH	+/-
Jagr	2	1	2	3	6	7	-2	Hull	2	3	2	5	0	11	+2
Hrdina	2	1	1	2	2	5	+1	Nieuwendyk	2	1	4	5	0	3	-1
Lang	2	1	1	2	0	2	+1	Modano	2	1	3	4	2	6	+4
Petersen	1	0	2	2	0	3	+1	Zubov	2	1	2	3	0	7	+1
Stevens	1	0	2	2	0	1	-2	Hogue	1	1	1	2	0	4	E
Straka	2	0	2	2	0	4	+1	Donato	2	1	1	2	2	3	+1
Lemieux	1	1	0	1	0	2	-1	Lyashenko	2	1	1	2	0	4	+2
Slegr	1	1	0	1	4	3	E	Sydor	2	1	1	2	0	6	-1
Beranek	2	1	0	1	0	4	-4	Matvichuk	2	0	2	2	0	1	+1
Kovalev	2	1	0	1	4	8	+2	Marshall	1	1	0	1	2	3	-1
Bergevin	1	0	1	1	0	0	+2	Lehtinen	2	1	0	1	0	8	+3
Corbet	1	0	1	1	0	6	-1	Sloan	2	1	0	1	0	3	E
Barnaby	1	0	0	0	0	0	E	Van Allen	2	1	0	1	0	1	E
Boughner	1	0	0	0	0	0	-2	Muller	1	0	1	1	0	2	+1
Kasparaitis	1	0	0	0	0	1	-1	Bouck	2	0	1	1	4	3	+1
Kraft	1	0	0	0	0	3	-4	Hatcher	2	0	1	1	0	2	+1
Laukkanen	1	0	0	0	0	1	-1	Sim	1	0	0	0	0	0	E
McKenna	1	0	0	0	5	0	E	Belfour	2	0	0	0	0	0	E
Miller	1	0	0	0	0	0	E	Helenius	2	0	0	0	5	0	+2
Morozov	1	0	0	0	0	0	-3	Lukowich	2	0	0	0	0	1	+4
Norton	1	0	0	0	2	0	-2	Morrow	2	0	0	0	9	2	-1
Parent	1	0	0	0	0	0									
Rozsival	1	0	0	0	5	0	-2								
Simicek	1	0	0	0	0	0	E								
Tibbetts	1	0	0	0	0	0	E								
Trebil	1	0	0	0	0	2	-2								
Jonsson	2	0	0	0	2	1	-1								
Moran	2	0	0	0	0	2	+1								
Snow	2	0	0	0	0	0									
TOTALS	2	7	12	19	30	55		TOTALS	2	14	20	34	24	70	



Detroit Red Wings



Brendan Shanahan



Team Information

Location: 600 Civic Center Drive, Detroit, MI 48226
 Founded: 1926
 Owner: Mike Ilitch
 Senior VP: Jim Devellano
 General Manager: Ken Holland
 Assistant GM: Jim Nill
 Head Coach: Scotty Bowman
 Coach's Career NHL Record (Seasons):
 1,193-563-302 (29)
 Associate Coaches: Dave Lewis, Barry Smith
 Goalkeeping Consultant: Jim Bedard
 Athletic Trainer: John Wharton
 Equipment Manager: Paul Boyer
 Asst. Equipment Manager: Tim Abbott
 Senior Director of Communications: John Hahn
 Media Relations Manager: Mike Kuta
 Public Relations Assistant: Jennie Hagler
 Arena (Capacity): Joe Louis Arena (19,963)
 General Office Phone: (313) 396-7535
 Team Colors: Red and white
 Radio: WJR 760AM
 Commercial TV: WKBD-UPN 50
 Cable TV: Fox Sports Net Detroit
 Website: www.detroitredwings.com

Penguins vs. Red Wings

All-Time NHL Record:
 2212-2074-864-6
2000-01 Record/Finish:
 49-20-9-4, First, Central Division
2001 Playoff Record:
 Lost to Los Angeles, 4-2, WCQF
2000-01 Top Scorer:
 Brendan Shanahan (31-45-76)
Stanley Cup Titles:
 Nine (1936, 1937, 1943, 1950, 1952, 1954, 1955, 1997, 1998)
All-Time Detroit Scorer vs Pittsburgh:
 Steve Yzerman (37gp, 16-31-47)
All-Time Pittsburgh Scorer vs Detroit:
 Jean Pronovost (53gp, 22-33-55); Mario Lemieux (24gp, 21-24-55)
Longest Detroit Win Streak vs Pittsburgh:
 5, Dec. 23, 1982-Feb. 9, 1984
Longest Pittsburgh Win Streak vs Detroit:
 4, Feb. 13, 1974-Dec. 15, 1974
Longest Detroit Undeclared Streak vs Pittsburgh:
 9, Mar. 5, 1972-Jan. 27, 1974 (5-0-4)
Longest Pittsburgh Undeclared Streak vs Detroit:
 11, Dec. 17, 1988-Feb. 3, 1992 (7-0-4)
Last Pittsburgh Win at Home:
 Jan. 2, 2000 (4-3) (0-0-0 since last win)
Last Detroit Win at Home:
 Nov. 12, 1999 (3-2 ot) (0-1-0 since last win)
Last Pittsburgh Win at Detroit:
 Dec. 10, 2000 (4-3) (0-0-0 since last win)
Last Detroit Win at Pittsburgh:
 Feb. 8, 1997 (6-5 ot) (0-3-0 since last win)
Most Goals by Pittsburgh vs Detroit:
 10, Jan. 28, 1989 (P, 10-5)
Most Goals by Detroit vs Pittsburgh:
 9, Feb. 9, 1984 (D, 9-3)
Most Goals by Both Teams:
 15, Jan. 28, 1989 (P, 10-5); Oct. 22, 1992 (P, 9-6)
Last Pittsburgh Shutout vs Detroit:
 Apr. 11, 1999 (3-0) - Tom Barrasso
Last Detroit Shutout vs Pittsburgh:
 Feb. 3, 1996 (3-0) - Chris Osgood
Last Pittsburgh Hat Trick vs Detroit:
 Oct. 22, 1992 - Mario Lemieux
Last Detroit Hat Trick vs Pittsburgh:
 Feb. 8, 1997 - Brendan Shanahan
Last Pittsburgh Trade with Detroit:
 Jan. 27, 1997, Greg Johnson to Pittsburgh for Tomas Sandstrom
Overtime Record vs Pittsburgh:
 2-1-6

Year by Year

YEAR	TOTAL	HOME	ROAD	GF-GA
1967-68	1-3-0	1-1-0	0-2-0	12-21
1968-69	2-4-0	2-1-0	0-3-0	14-20
1969-70	2-4-0	1-2-0	1-2-0	17-21
1970-71	3-1-2	3-0-0	0-1-2	30-13
1971-72	2-4-0	2-1-0	0-3-0	19-25
1972-73	0-2-3	0-1-1	0-1-2	7-9
1973-74	2-2-1	2-1-0	0-1-1	20-13
1974-75	4-2-0	2-1-0	2-1-0	24-15
1975-76	4-1-1	3-0-0	1-1-1	24-13
1976-77	4-2-0	3-0-0	1-2-0	19-17
1977-78	2-3-1	1-1-1	1-2-0	21-22
1978-79	5-3-0	4-0-0	1-3-0	29-31
1979-80	2-2-0	2-0-0	0-2-0	18-19
1980-81	2-1-1	2-0-0	0-1-1	13-11
1981-82	1-2-0	1-0-0	0-2-0	11-11
1982-83	0-2-1	0-1-1	0-1-0	11-17
1983-84	0-3-0	0-1-0	0-2-0	9-21
1984-85	1-1-1	1-1-0	0-0-1	10-10
1985-86	2-1-0	1-0-0	1-1-0	15-11
1986-87	1-2-0	1-1-0	0-1-0	5-6
1987-88	1-2-0	1-0-0	0-2-0	13-15
1988-89	2-0-1	2-0-0	0-0-1	19-13
1989-90	2-0-1	1-0-0	1-0-1	14-7
1990-91	3-0-0	2-0-0	1-0-0	16-5
1991-92	0-1-2	0-0-1	0-1-1	10-11
1992-93	1-1-0	1-0-0	0-1-0	9-14
1993-94	1-1-0	0-1-0	1-0-0	9-10
1994-95				
1995-96	1-1-0	1-0-0	0-1-0	5-5
1996-97	0-2-0	0-1-0	0-1-0	6-10
1997-98	1-0-1	1-0-0	0-0-1	5-3
1998-99	2-0-0	1-0-0	1-0-0	5-1
1999-00	1-1-0	1-0-0	0-1-0	6-6
2000-01	1-0-0	0-0-0	1-0-0	4-3
TOTAL	56-54-16	43-15-4	13-39-12	449-429

2001 - 02 Schedule

Mar 2 @ Pittsburgh - 3:00pm



2000-2001	GP	W	L	T	OTL	PTS	GF	GA	PPG	SHG	PEN	PIM
PITTSBURGH	1	1	0	0	0	2	4	3	1	0	10	20
DETROIT	1	0	1	0	0	0	3	4	2	0	10	28

AT PITTSBURGH (0-0-0)
AT DETROIT (1-0-0)

Dec. 10 - PITTSBURGH (SNOW) 4 at Detroit (Osgood) 3 WG - Petersen

GOALS AND SHOTS BY PERIOD	1 ST	2 ND	3 RD	OT	TOTAL
PITTSBURGH	0-10	3-8	1-12	0	4-30
DETROIT	1-16	2-9	0-12	0	3-37

GOALTENDERS	GP	MP	GF	GA	ENG	SO	GAA	SH	SV%	W-L-T
Snow	1	59:50	4	3	0	0	3.00	37	.919	1-0-0
PITTSBURGH TOTALS	1	60:00	4	3	0	0	3.00	37	.919	1-0-0
Osgood	1	59:04	3	4	0	0	4.06	30	.867	0-1-0
DETROIT TOTALS	1	60:00	3	4	0	0	4.00	30	.867	0-1-0


POWER PLAY GOALS:

PITTSBURGH (1 for 8) - Miller
DETROIT (2 for 9) - Kozlov, Shanahan

PITTSBURGH	GP	G	A	PTS	PIM	SH	+/-	DETROIT	GP	G	A	PTS	PIM	SH	+/-
Straka	1	1	2	3	2	5	+1	Shanahan	1	1	1	2	0	3	E
Lang	1	0	2	2	0	3	E	McCarty	1	0	2	2	4	2	E
Miller	1	1	0	1	0	2	E	Kozlov	1	1	0	1	0	4	-1
Petersen	1	1	0	1	2	4	+1	Yzerman	1	1	0	1	2	5	E
Pozsival	1	1	0	1	4	1	+1	Duchesne	1	0	1	1	0	0	E
Jagr	1	0	1	1	0	2	+1	Fedorov	1	0	1	1	0	6	-1
Simicek	1	0	1	1	0	1	+1	Lidstrom	1	0	1	1	0	6	-2
Barnaby	1	0	0	0	4	2	E	Brown	1	0	0	0	0	1	-1
Beranek	1	0	0	0	0	0	E	Butsayev	1	0	0	0	0	1	-1
Bonvie	1	0	0	0	0	0	E	Dandenault	1	0	0	0	2	1	-2
Ference	1	0	0	0	0	0	E	Deveraux	1	0	0	0	0	0	E
Jonsson	1	0	0	0	0	0	E	Draper	1	0	0	0	0	1	E
Kasparaitis	1	0	0	0	4	0	+1	Gill	1	0	0	0	2	0	E
Kovalev	1	0	0	0	0	6	+1	Holstrom	1	0	0	0	0	0	-1
Kraft	1	0	0	0	2	0	+1	Lapointe	1	0	0	0	16	6	-1
Morozov	1	0	0	0	0	3	+1	Maltby	1	0	0	0	0	0	E
Slegr	1	0	0	0	0	1	+1	Murphy	1	0	0	0	0	1	E
Snow	1	0	0	0	0	0	+1	Osgood	1	0	0	0	0	0	E
Trebil	1	0	0	0	0	0	+1	Ward	1	0	0	0	2	0	E
TOTALS	1	4	6	10	18	30		TOTALS	1	3	6	9	28	37	



Edmonton Oilers



Ryan Smyth



Team Information

Location: 11230 - 110 Street, Edmonton, Alberta T5G 3G8
 Founded: 1972 (WHA), 1979 (NHL)
 Owner: Edmonton Investors Group Ltd.
 Governor: Cal Nichols
 President & CEO: Patrick LaForge
 General Manager: Kevin Lowe
 Assistant General Manager: Scott Howson
 VP, Hockey Operations: Kevin Prndergast
 Head Coach: Craig MacTavish
 Coach's Career NHL Record (Seasons): 39-31-12 (1)
 Assistant Coaches: Charlie Huddy, Bill Moores
 Athletic Trainer: Ken Lowe
 Equipment Manager: Barrie Stafford
 VP, Public Relations: Bill Tuele
 Information Coordinator: Steve Knowles
 Public Relations Coordinator: Warren Sutor
 Arena (Capacity): Skyreach Centre (17,100)
 General Office Phone: (780) 414-4000
 Team Colors:
 White, Midnight Blue, Metallic Copper, Red
 Radio: 630 CHED (AM)
 Commercial TV: CBXT TV
 Cable TV: CTV SportsNet
 Website: www.edmontonoilers.com

Penguins vs. Oilers

All-Time NHL Record:
 830-688-227-11
 2000-01 Record/Finish:
 39-28-12-3, Second, Northwest Division
 2001 Playoff Record:
 Lost to Dallas, 4-2, WCQF
 2000-01 Top Scorer:
 Doug Weight (25-65-90)
 Stanley Cup Titles:
 Five (1984, 1985, 1987, 1988, 1990)
 All-Time Edmonton Scorer vs Pittsburgh:
 Wayne Gretzky (28gp, 31-44-75)
 All-Time Pittsburgh Scorer vs Edmonton:
 Mario Lemieux (24gp, 13-28-41)
 Longest Edmonton Win Streak vs Pittsburgh:
 5, Mar. 16, 1981-Mar. 17, 1982; Jan. 7, 1983-Feb. 22, 1984
 Longest Pittsburgh Win Streak vs Edmonton:
 2, three times - last time; Mar. 4, 2000-Nov. 11, 2000
 Longest Edmonton Undelected Streak vs Pittsburgh:
 6, Jan. 7, 1983-Nov. 6, 1984 (5-0-1)
 Longest Pittsburgh Undelected Streak vs Edmonton:
 4, Mar. 5, 1999-Nov. 11, 2000 (2-0-2)
 Last Pittsburgh Win at Home:
 Nov. 11, 2000 (5-2) (0-0-0 since last win)
 Last Edmonton Win at Home:
 Oct. 31, 1998 (4-1) (0-1-0 since last win)
 Last Pittsburgh Win at Edmonton:
 Mar. 4, 2000 (3-2) (0-0-0 since last win)
 Last Edmonton Win at Pittsburgh:
 Feb. 16, 1993 (5-4) (0-5-2 since last win)
 Most Goals by Pittsburgh vs Edmonton:
 7, 3 times, last time - Jan. 21, 1988 (P, 7-4)
 Most Goals by Edmonton vs Pittsburgh:
 10, Mar. 17, 1982 (E, 10-4); Feb. 19, 1983 (E, 10-7)
 Most Goals by Both Teams:
 17, Feb. 19, 1983 (E, 10-7)
 Last Pittsburgh Shutout vs Edmonton:
 None
 Last Edmonton Shutout vs Pittsburgh:
 None
 Last Pittsburgh Hat Trick vs Edmonton:
 Nov. 13, 1991 - Kevin Stevens
 Last Edmonton Hat Trick vs Pittsburgh:
 Nov. 8, 1998 - Jari Kurri
 Last Pittsburgh Trade with Edmonton:
 Mar. 13, 2001, Dan LaCouture to Pittsburgh for Sven Butenschon
 Overtime Record vs Pittsburgh:
 1-1-3

Year by Year

YEAR	TOTAL	HOME	ROAD	GF-GA
1979-80	1-3-0	1-1-0	0-2-0	12-22
1980-81	1-2-1	1-1-0	0-1-1	18-20
1981-82	0-3-0	0-1-0	0-2-0	8-22
1982-83	1-2-0	1-1-0	0-1-0	14-21
1983-84	0-3-0	0-1-0	0-2-0	8-23
1984-85	1-1-1	1-0-1	0-1-0	10-12
1985-86	1-2-0	0-1-0	1-1-0	13-17
1986-87	1-2-0	1-1-0	0-1-0	9-10
1987-88	0-3-0	0-1-0	0-2-0	8-17
1988-89	1-2-0	0-2-0	1-0-0	12-15
1989-90	2-1-0	1-0-0	1-1-0	12-8
1990-91	1-2-0	1-1-0	0-1-0	14-15
1991-92	2-1-0	2-0-0	0-1-0	14-14
1992-93	*1-2-0	0-1-0	0-1-0	11-11
1993-94	1-1-0	1-0-0	0-1-0	7-8
1994-95				
1995-96	2-0-0	1-0-0	1-0-0	10-8
1996-97	1-1-0	1-0-0	0-1-0	7-7
1997-98	1-1-0	1-0-0	0-1-0	7-6
1998-99	0-1-1	0-0-1	0-1-0	3-6
1999-00	1-0-1	0-0-1	1-0-0	5-4
2000-01	1-0-0	1-0-0	0-0-0	5-2
TOTAL	20-33-4	14-12-3	5-21-1	207-268

* Includes one game played in Cleveland

2001 - 02 Schedule

Jan 19 @ Edmonton - 10:00pm

PITTSBURGH



PENGUINS

2000-2001	GP	W	L	T	OTL	PTS	GF	GA	PPG	SHG	PEN	PIM
PITTSBURGH	1	1	0	0	0	2	5	2	1	0	3	6
EDMONTON	1	0	1	0	0	0	2	5	0	0	3	6

AT PITTSBURGH (1-0-0)
 AT EDMONTON (0-0-0)

Nov. 11 - Edmonton (Salo) 2 at PITTSBURGH (AUBIN) 5 WG - Jagr

GOALS AND SHOTS BY PERIOD	1 st	2 nd	3 rd	OT	TOTAL
PITTSBURGH	1-6	1-9	3-15	0	5-30
EDMONTON	0-4	1-18	1-11	0	2-33

GOALTENDERS	GP	MP	GF	GA	ENG	SO	GAA	SH	SV%	W-L-T
Aubin	1	60:00	5	2	0	0	2.00	33	.939	1-0-0
PITTSBURGH TOTALS	1	60:00	5	2	0	0	2.00	33	.939	1-0-0
Salo	1	58:39	2	4	1	0	4.09	29	.862	0-1-0
EDMONTON TOTALS	1	60:00	2	5	1	0	5.00	30	.833	0-1-0


POWER PLAY GOALS:

PITTSBURGH (1 for 3) - Beranek
 EDMONTON (0 for 3)

PITTSBURGH	GP	G	A	PTS	PIM	SH	+/-	EDMONTON	GP	G	A	PTS	PIM	SH	+/-
Kovalev	1	1	2	3	0	8	+2	Grier	1	1	0	1	0	5	+1
Jagr	1	1	1	2	0	2	+1	Kilger	1	1	0	1	0	2	-2
Lang	1	1	1	2	0	2	+1	Laraque	1	0	1	1	0	0	-1
Straka	1	0	2	2	0	1	+2	Marchant	1	0	1	1	0	1	+1
Beranek	1	1	0	1	0	5	E	Musil	1	0	1	1	0	0	E
Kraft	1	1	0	1	0	2	E	Ulanov	1	0	1	1	0	3	E
Hrdina	1	0	1	1	0	1	+1	Brewer	1	0	0	0	0	1	E
Miller	1	0	1	1	0	0	+1	Cleary	1	0	0	0	0	1	-1
Morozov	1	0	1	1	0	0	E	Guerin	1	0	0	0	2	3	-1
Slegr	1	0	1	1	0	3	E	Lacouture	1	0	0	0	0	0	-1
Aubin	1	0	0	0	0	0		Moreau	1	0	0	0	2	4	-1
Barnaby	1	0	0	0	0	0	E	Murray	1	0	0	0	0	2	+1
Boughner	1	0	0	0	0	0	E	Ninnimaa	1	0	0	0	2	0	-2
Corbet	1	0	0	0	0	1	-1	Pittis	1	0	0	0	0	3	-1
Jonsson	1	0	0	0	0	1	+3	Poti	1	0	0	0	0	2	-2
Kasparaitis	1	0	0	0	4	2	-1	Salo	1	0	0	0	0	0	
Laukkanen	1	0	0	0	2	2	+2	Smith	1	0	0	0	0	0	E
Mejchar	1	0	0	0	0	0	-1	Smyth	1	0	0	0	0	3	-1
Rezival	1	0	0	0	0	0	E	Weight	1	0	0	0	0	3	-1
TOTALS	1	5	10	15	6	30		TOTALS	1	2	4	6	6	33	



Florida Panthers



**Pavel
Bure**



Team Information

Location: National Car Rental Center, One Panthers Parkway, Sunrise, FL 33323
Founded: 1992
Chairman of the Board & CEO: Alan Cohen
President & General Manager: William A. Torrey
Assistant General Manager: Chuck Fletcher
Head Coach: Duane Sutter
Coach's Career NHL Record (Seasons): 16-24-6 (1)
Assistant Coaches: Paul Baxter, George Kingston
Head Medical Trainer: Stan Wong
Strength & Conditioning Coach: Ian Pyka
Head Equipment Manager: Mark Brennan
Director of Broadcasting & Communications: Mike Hanson
Media Relations Manager: Randy Sieminski
Arena (Capacity): National Car Rental Center (19,250)
General Office Phone: (954) 835-7000
Team Colors: Red, Navy, Yellow and Gold
Radio: 560 WQAM
Cable TV: Fox Sports Net
Website: www.fpanthers.com

Penguins vs. Panthers

All-Time NHL Record:
 248-263-104-15
2000-01 Record/Finish:
 22-38-13-9, Third, Southeast Division
2001 Playoff Record:
 Did not qualify
2000-01 Top Scorer:
 Pavel Bure (59-33-92)
Stanley Cup Titles:
 None
All-Time Florida Scorer vs Pittsburgh:
 Rob Niedermayer (28gp, 10-11-21)
All-Time Pittsburgh Scorer vs Florida:
 Jaromir Jagr (29gp, 16-15-31)
Longest Florida Win Streak vs Pittsburgh:
 2, 3 times, last time - Nov. 20, 1999-Dec. 18, 1999
Longest Pittsburgh Win Streak vs Florida:
 4, Feb. 1, 1994- Feb. 7, 1995
Longest Florida Undeclared Streak vs Pittsburgh: 2,
 4 times, last time - Dec. 15, 2000-Dec. 20, 2000 (1-0-1)
Longest Pittsburgh Undeclared Streak vs Florida: 6,
 Oct. 12, 1993-Feb. 7, 1995 (5-0-1)
Last Pittsburgh Win at Home:
 Feb. 21, 2001 (3-2 OT) (0-0-0 since last win)
Last Florida Win at Home:
 Nov. 20, 1999 (2-1) (0-2-1 since last win)
Last Pittsburgh Win at Florida:
 Mar. 16, 2001 (6-3) (0-0-0 since last win)
Last Florida Win at Pittsburgh:
 Dec. 15, 2000 (4-1) (0-0-0-1 since last win)
Most Goals by Pittsburgh vs Florida:
 7, Feb. 7, 1995 (P, 7-3); Dec. 30, 1998 (P, 7-4)
Most Goals by Florida vs Pittsburgh:
 5, 4 times, last time - Dec. 18, 1999 (F, 5-2)
Most Goals by Both Teams:
 11, Jan. 23, 1995 (P, 6-5); Dec. 30, 1995 (P, 6-5); Dec.
 30, 1998 (P, 7-4)
Last Pittsburgh Shutout vs Florida:
 Feb. 5, 1999 (3-0) - Tom Barrasso
Last Florida Shutout vs Pittsburgh:
 Mar. 25, 1995 (2-0) - John Vanbiesbrouck
Last Pittsburgh Hat Trick vs Florida:
 Dec. 30, 1995 - Mario Lemieux
Last Florida Hat Trick vs Pittsburgh:
 Oct. 4, 1997 - Dave Gagner
Last Pittsburgh Trade with Florida:
 Nov. 19, 1995, Stu Barnes and Jason Woolley to
 Pittsburgh for Chris Wells
Overtime Record vs Pittsburgh:
 1-1-3

Year by Year

YEAR	TOTAL	HOME	ROAD	GF-GA
1993-94	3-0-1	1-0-1	2-0-0	10-7
1994-95	2-2-0	1-1-0	1-1-0	16-14
1995-96	3-1-0	2-0-0	1-1-0	12-10
1996-97	2-2-0	2-0-0	0-2-0	12-13
1997-98	1-2-1	0-1-1	1-1-0	11-12
1998-99	4-1-0	3-0-0	1-1-0	19-10
1999-00	2-2-0	1-1-0	1-1-0	9-10
2000-01	2-1-1	1-1-0	1-0-1	12-11
TOTAL	19-11-3	11-4-2	8-7-1	101-87

2001 - 02 Schedule

Oct 28 @ Pittsburgh - 7:30pm
Nov 7 @ Florida - 7:30pm
Mar 5 @ Pittsburgh - 7:30pm
Apr 3 @ Florida - 7:30pm



PITTSBURGH



PENGUINS

2000-2001	GP	W	L	T	OTL	PTS	GF	GA	PPG	SHG	PEN	PIM
PITTSBURGH	4	2	1	1	0	5	12	11	2	1	42	131
FLORIDA	4	1	1	1	1	4	11	12	1	0	37	113

AT PITTSBURGH (1-1-0)
AT FLORIDA (1-0-1)

Dec. 15 - FLORIDA (KIDD) 4 at Pittsburgh (Snow) 1
Dec. 20 - Pittsburgh (Parent) 2 at Florida (Kidd) 2
Feb. 21 - Florida (Luongo) 2 at PITTSBURGH (AUBIN) 3
Mar. 16 - PITTSBURGH (HEDBERG) 6 at Florida (Luongo) 3
*Lemieux scored at 2:10 of OT.

WG - Nilson
TG - Kraft
WG - Lemieux*
WG - Beranek

GOALS AND SHOTS BY PERIOD	1 st	2 nd	3 rd	OT	TOTAL
PITTSBURGH	4-36	2-40	5-45	1-4	12-125
FLORIDA	4-36	4-41	3-33	0-5	11-115

GOALTENDERS	GP	MP	GF	GA	ENG	SO	GAA	SH	SV%	W-L-T
Parent	1	65:00	2	2	0	0	1.84	22	.909	0-0-1
Aubin	1	62:10	3	2	0	0	1.93	20	.900	1-0-0
Hedberg	1	60:00	6	3	0	0	3.00	44	.932	1-0-0
Snow	1	60:00	1	4	0	0	4.00	29	.862	0-1-0

PITTSBURGH TOTALS	4	247:10	12	11	0	0	2.67	115	.904	2-1-1
-------------------	---	--------	----	----	---	---	------	-----	------	-------

Kidd	2	125:00	6	3	0	0	1.44	62	.952	1-0-1
Luongo	2	122:00	5	9	0	0	4.43	63	.857	0-2-0

FLORIDA TOTALS	4	247:10	11	12	0	0	2.91	125	.904	1-2-1
----------------	---	--------	----	----	---	---	------	-----	------	-------


POWER PLAY GOALS: PITTSBURGH (2 for 21) - Lemieux (2)
FLORIDA (1 for 23) - Bure

SHORT-HANDED GOALS: PITTSBURGH - Kraft

PITTSBURGH	GP	G	A	PTS	PIM	SH	+/-	FLORIDA	GP	G	A	PTS	PIM	SH	+/-
Kovalev	4	2	3	5	8	14	+1	Bure	4	4	0	4	6	26	-2
Straka	4	1	4	5	0	10	+3	Nilson	4	1	3	4	29	8	+3
Lemieux	2	3	1	4	2	10	E	Mellanby	2	1	2	3	0	1	E
Jagr	4	2	1	3	2	24	-2	Niedermayer	3	1	2	3	10	8	+1
Beranek	3	1	1	2	0	5	+1	Hedican	4	0	3	3	2	5	-3
Kasparatis	3	1	1	2	8	9	-2	Adams	4	1	1	2	2	5	-2
Lang	4	0	2	2	2	5	+1	Svehla	4	0	2	2	0	7	+2
Kraft	2	1	0	1	2	4	-1	Worrell	4	0	2	2	28	1	+1
Hrdina	4	1	0	1	4	6	-1	Kozlov	1	1	0	1	0	2	+1
Tibbetts	1	0	1	1	5	0	+1	Boyle	4	1	0	1	0	2	+2
Corbet	2	0	1	1	0	4	E	Jakopin	4	1	0	1	4	3	+1
Norton	2	0	1	1	0	1	+1	Ward	1	0	1	1	2	0	E
Petersen	2	0	1	1	0	1	E	Larionov	2	0	1	1	4	1	-1
Primeau	2	0	1	1	0	6	E	Whitney	2	0	1	1	2	3	+1
Stevens	2	0	1	1	8	4	-1	Stlinger	3	0	1	1	0	4	E
Jonsson	4	0	1	1	2	2	+1	Barrie	4	0	1	1	4	5	+1
Aubin	1	0	0	0	0	0		Adams	1	0	0	0	0	2	+2
Hedberg	1	0	0	0	0	0		Podkonicky	1	0	0	0	0	0	E
Kucera	1	0	0	0	0	0	E	Tetarenko	1	0	0	0	9	0	E
Lacouture	1	0	0	0	0	0	E	Wilson	1	0	0	0	0	3	-2
Laukkanen	1	0	0	0	0	2	+2	Kidd	2	0	0	0	0	0	
McKenna	1	0	0	0	0	0	E	Luongo	2	0	0	0	0	0	
Miller	1	0	0	0	0	1	E	Payer	2	0	0	0	0	3	E
Parent	1	0	0	0	0	0		Prospal	2	0	0	0	2	5	-2
Simicek	1	0	0	0	2	0	E	Shvidki	2	0	0	0	0	1	-2
Snow	1	0	0	0	4	0	E	Eriksson	4	0	0	0	0	15	+1
Barnaby	2	0	0	0	27	0	E	Jokinen	4	0	0	0	9	5	-1
Bergevin	2	0	0	0	2	0	+1	Pitlick	4	0	0	0	0	0	-1
Boughner	2	0	0	0	6	4	+1								
Ference	2	0	0	0	0	0	E								
Moran	2	0	0	0	2	7	-3								
Oliwa	2	0	0	0	34	0	E								
Rozsival	2	0	0	0	7	0	+1								
Slegr	2	0	0	0	4	4	-3								
Trebil	2	0	0	0	0	1	E								
Morozov	3	0	0	0	0	1	-2								
TOTALS	4	12	20	32	131	125		TOTALS	4	11	20	31	113	115	



Los Angeles Kings



Ziggy Palffy



Team Information

Location: 555 N. Nash Street, El Segundo, CA 90245
 Founded: 1967
 Owner: Philip F. Anschutz and Edward P. Roski, Jr.
 President: Tim Leiweke
 VP & General Manager: Dave Taylor
 Assistant General Manager: Kevin Gilmore
 Head Coach: Andy Murray
 Coach's Career NHL Record (Seasons): 39-35-12 (1)
 Assistant Coaches: Dave Tippett, Mark Hardy, Ray Bennett
 Trainer: Peter Demers
 Equipment Manager: Peter Millar
 Director of Media Relations: Mike Altieri
 Manager of Media Relations: Jeff Moeller
 Arena (Capacity): STAPLES Center (18,500)
 General Office Phone: (213) 742-7100
 Team Colors: Black, White, Silver and Purple
 Radio: KRAL 1110 AM
 Commercial TV: KCAL - Channel 9
 Cable TV: Fox Sports Net West
 Website: www.lakings.com

Penguins vs. Kings

All-Time NHL Record:
 1060-1204-391-7
2000-01 Record/Finish:
 36-28-13-3, Third, Pacific Division
2001 Playoff Record:
 Defeated Detroit, 4-2 In WCQF, Lost to Colorado, 4-3 In WCSF
2000-01 Top Scorer:
 Zigmund Palffy (35-51-89)
Stanley Cup Titles:
 None
All-Time Los Angeles Scorer vs Pittsburgh:
 Marcel Dionne (50gp, 29-41-70)
All-Time Pittsburgh Scorer vs Los Angeles:
 Mario Lemieux (24gp, 17-37-54)
Longest Los Angeles Win Streak vs Pittsburgh: 5,
 Mar. 14, 1984 Now, 15, 1985
Longest Pittsburgh Win Streak vs Los Angeles: 6,
 Nov. 15, 1969-Feb. 26, 1970
Longest Los Angeles Undefeated Streak vs Pittsburgh:
 8, Mar. 2, 1977-Mar. 14, 1978 (4-0-4)
Longest Pittsburgh Undefeated Streak vs Los Angeles:
 9, Nov. 15, 1979-Feb. 13, 1982 (4-0-5)
Last Pittsburgh Win at Home:
 Mar. 29, 1997 (4-1) (0-2-2 since last win)
Last Los Angeles Win at Home:
 Oct. 28, 1999 (5-3) (0-0-0 since last win)
Last Pittsburgh Win at Los Angeles:
 Jan. 16, 1999 (5-1) (0-1-0 since last win)
Last Los Angeles Win at Pittsburgh:
 Nov. 2, 1999 (5-4) (0-0-1 since last win)
Most Goals by Pittsburgh vs Los Angeles:
 8, Mar. 26, 1969 (P, 8-4); Oct. 20, 1971 (P, 8-1)
Most Goals by Los Angeles vs Pittsburgh:
 10, Jan. 21, 1987 (LA, 10-5)
Most Goals by Both Teams:
 15, Jan. 21, 1987 (LA, 10-5)
Last Pittsburgh Shutout vs Los Angeles:
 Nov. 23, 1974 (0-0) - Gary Inness
Last Los Angeles Shutout vs Pittsburgh:
 Dec. 22, 1998 (3-0) - Jamie Storr
Last Pittsburgh Hat Trick vs Los Angeles:
 Feb. 10, 1990 - Rob Brown
Last Los Angeles Hat Trick vs Pittsburgh:
 Mar. 10, 1990 - Luc Robitaille
Last Pittsburgh Trade with Los Angeles:
 Mar. 18, 1997, Eddie Olczyk to Pittsburgh for Glen Murray
Overtime Record vs Pittsburgh:
 4-3-4

Year by Year

YEAR	TOTAL	HOME	ROAD	GF-GA
1967-68	4-6-0	3-2-0	1-4-0	26-33
1968-69	2-5-1	1-2-1	1-3-0	20-24
1969-70	6-2-0	4-0-0	2-2-0	20-11
1970-71	2-4-0	2-1-0	0-3-0	18-26
1971-72	4-1-1	3-0-0	1-1-1	29-19
1972-73	4-2-0	3-0-0	1-2-0	17-14
1973-74	1-4-0	1-2-0	0-2-0	6-14
1974-75	1-3-2	0-1-2	1-2-0	8-15
1975-76	5-1-0	3-0-0	2-1-0	29-16
1976-77	2-3-1	1-2-0	1-1-1	20-23
1977-78	0-3-3	0-1-2	0-2-1	15-21
1978-79	4-3-1	2-2-0	2-1-1	24-22
1979-80	1-1-2	1-1-0	0-0-2	13-12
1980-81	2-0-2	2-0-0	0-0-2	18-16
1981-82	1-1-1	1-0-1	0-1-0	15-16
1982-83	2-1-0	1-0-0	1-1-0	15-14
1983-84	1-2-0	1-1-0	0-1-0	15-16
1984-85	0-3-0	0-1-0	0-2-0	6-15
1985-86	2-1-0	2-0-0	0-1-0	16-12
1986-87	1-2-0	1-0-0	0-2-0	9-16
1987-88	1-0-2	0-0-2	1-0-0	15-13
1988-89	1-2-0	1-0-0	0-2-0	9-14
1989-90	1-2-0	1-1-0	0-1-0	13-22
1990-91	1-2-0	1-0-0	0-2-0	6-12
1991-92	0-3-0	0-2-0	0-1-0	8-14
1992-93	1-1-0	1-0-0	0-1-0	7-8
1993-94	1-1-0	1-0-0	0-1-0	7-10
1994-95				
1995-96	0-2-0	0-1-0	0-1-0	4-6
1996-97	2-0-0	1-0-0	1-0-0	9-4
1997-98	1-0-1	0-0-1	1-0-0	5-4
1998-99	1-1-0	0-1-0	1-0-0	5-4
1999-00	0-2-0	0-1-0	0-1-0	7-10
2000-01	0-0-1	0-0-1	0-0-0	2-2
TOTAL	55-64-18	38-22-10	17-42-8	436-478

2001 - 02 Schedule

Feb 27 @ Pittsburgh - 7:30pm
 Mar 16 @ Los Angeles - 3:00pm



2000-2001	GP	W	L	T	OTL	PTS	GF	GA	PPG	SHG	PEN	PIM
PITTSBURGH	1	0	0	1	0	1	2	2	1	0	7	17
LOS ANGELES	1	0	0	1	0	1	2	2	2	0	7	17

AT PITTSBURGH (0-0-1)

AT LOS ANGELES (0-0-0)

Nov. 25 - Los Angeles (Storr) 2 at Pittsburgh (Snow) 2

TG - Kovalev

GOALS AND SHOTS BY PERIOD	1 st	2 nd	3 rd	OT	TOTAL
PITTSBURGH	0-5	1-17	1-8	0-1	2-31
LOS ANGELES	1-13	0-4	1-8	0-3	2-28

GOALTENDERS	GP	MP	GF	GA	ENG	SO	GAA	SH	SV%	W-L-T
Snow	1	64:25	2	2	0	0	1.86	28	.929	0-0-1
PITTSBURGH TOTALS	1	65:00	2	2	0	0	1.84	28	.929	0-0-1
Storr	1	65:00	2	2	0	0	1.84	31	.935	0-0-1
LOS ANGELES TOTALS	1	65:00	2	2	0	0	1.84	31	.935	0-0-1

POWER PLAY GOALS:


PITTSBURGH (0 for 6)

LOS ANGELES (2 for 6) - Palfy, Stumpel

PITTSBURGH	GP	G	A	PTS	PIM	SH	+/-	LOS ANGELES	GP	G	A	PTS	PIM	SH	+/-
Kovalev	1	1	1	2	0	3	+2	Palfy	1	1	1	2	0	4	E
Straka	1	1	0	1	0	2	+1	Robitaille	1	0	2	2	0	3	E
Jonsson	1	0	1	1	0	1	+1	Stumpel	1	1	0	1	0	5	-1
Kasparaitis	1	0	1	1	0	2	+1	Schneider	1	0	1	1	0	2	E
Lang	1	0	1	1	2	3	+2	Berg	1	0	0	0	0	0	-1
Barnaby	1	0	0	0	5	0	E	J. Blake	1	0	0	0	0	2	-1
Beranek	1	0	0	0	0	0	E	R. Blake	1	0	0	0	2	3	-2
Corbet	1	0	0	0	4	1	E	Buchberger	1	0	0	0	0	1	-1
Ference	1	0	0	0	2	2	E	Corkum	1	0	0	0	0	1	-1
Hrdina	1	0	0	0	0	0	E	Emerson	1	0	0	0	4	3	-1
Jagr	1	0	0	0	2	6	E	Grimson	1	0	0	0	9	0	E
Kraft	1	0	0	0	0	2	+1	Johnson	1	0	0	0	0	1	E
Miller	1	0	0	0	0	2	E	Karalahti	1	0	0	0	0	0	E
Morozov	1	0	0	0	0	4	E	Laperriere	1	0	0	0	0	0	E
Norton	1	0	0	0	0	1	+1	Norstrom	1	0	0	0	0	0	-1
Simicek	1	0	0	0	0	0	E	Reinprecht	1	0	0	0	0	0	E
Siegr	1	0	0	0	2	0	E	Smolinski	1	0	0	0	0	2	-1
Snow	1	0	0	0	0	0		Storr	1	0	0	0	0	0	
Trebil	1	0	0	0	0	2	+1	Visnovsky	1	0	0	0	0	1	E
TOTALS	1	2	4	6	17	31		TOTALS	1	2	4	6	17	28	



Minnesota Wild



**Marian
Gaborik**



Team Information

Location: 317 Washington Street, St. Paul, MN 55102
Founded: 1997
Chariman: Bob Neagele Jr.
CEO: Jac Sperling
President/COO: Tod Leiweke
Executive VP/GM: Doug Risebrough
Head Coach: Jacques Lemaire
Coach's Career NHL Record (Seasons):
 272-203-82 (8)
Assistant Coaches: Mike Ramsey, Mario Tremblay
Athletic Therapist: Don Fuller
Equipment Manager: Tony DaCosta
VP of Communications & Broadcasting:
 Bill Robertson
Manager of Media Relations/Team Services:
 Brad Smith
Arena (Capacity): Xcel Energy Center (18,064)
General Office Phone: (651) 602-6000
Team Colors: Green, Red, White
Radio: WCCO (830 AM), KDOW (950 AM) & 10,000
 Rinks Radio Network
Commercial TV: KMSP (Ch. 9)
Cable TV: Fox Sports Net North
Website: www.wild.com

Penguins vs. Wild

All-Time NHL Record:

25-39-13-5

2000-01 Record/Finish:

25-39-13-5, Fifth, Northwest Division

2001 Playoff Record:

Did not qualify

2000-01 Top Scorer:

Marian Gaborik (18-18-36)

Stanley Cup Titles:

None

All-Time Minnesota Scorer vs Pittsburgh:

Wes Walz (2-0-2)

All-Time Pittsburgh Scorer vs Minnesota:

Robert Lang (2-0-2), Mario Lemieux (2-0-2), Jaromir Jagr (0-2-2)

Longest Minnesota Win Streak vs Pittsburgh:

1, Feb. 11, 2001

Longest Pittsburgh Win Streak vs Minnesota:

1, Feb. 14, 2001

Longest Minnesota Undeclared Streak vs Pittsburgh:

1, Feb. 11, 2001 (1-0-0)

Longest Pittsburgh Undeclared Streak vs Minnesota:

1, Feb. 14, 2001 (1-0-0)

Last Pittsburgh Win at Home:

Feb. 14, 2001 (2-1) (0-0-0 since last win)

Last Minnesota Win at Home:

Feb. 11, 2001 (4-2) (0-0-0 since last win)

Last Pittsburgh Win at Minnesota:

never

Last Minnesota Win at Pittsburgh:

never

Most Goals by Pittsburgh vs Minnesota:

2, Feb. 11, 2001 (M, 4-2), Feb. 14, 2001 (P, 2-1)

Most Goals by Minnesota vs Pittsburgh:

4, Feb. 11, 2001 (M, 4-2)

Most Goals by Both Teams:

6, Feb. 11, 2001 (M, 4-2)

Last Pittsburgh Shutout vs Minnesota:

never

Last Minnesota Shutout vs Pittsburgh:

never

Last Pittsburgh Hat Trick vs Minnesota:

never

Last Minnesota Hat Trick vs Pittsburgh:

never

Last Pittsburgh Trade with Minnesota:

Jan. 13, 2001, Steve McKenna to Pittsburgh for Roman

Simicek

Overtime Record vs Pittsburgh:

0-0-0

Year by Year

YEAR	TOTAL	HOME	ROAD	GF-GA
2000-01	1-1-0	1-0-0	0-1-0	4-5
TOTAL	1-1-0	1-0-0	0-1-0	4-5

2001 - 02 Schedule

Dec 14 @ Pittsburgh - 7:30pm





2000-2001	GP	W	L	T	OTL	PTS	GF	GA	PPG	SHG	PEN	PIM
PITTSBURGH	2	1	1	0	0	2	4	5	0	0	9	18
MINNESOTA	2	1	1	0	0	2	5	4	0	2	13	34
AT PITTSBURGH	(1-0-0)											
AT MINNESOTA	(0-1-0)											

Feb. 11 - Pittsburgh (Aubin) 2 at MINNESOTA (MCLENNAN) 4 WG - Leschyshyn
 Feb. 14 - Minnesota (Fernandez) 1 at PITTSBURGH (AUBIN) 2 WG - Lemieux

GOALS AND SHOTS BY PERIOD	1 ST	2 ND	3 RD	OT	TOTAL
PITTSBURGH	0-20	1-24	3-20	0	4-64
MINNESOTA	0-15	3-15	2-10	0	5-40

GOALTENDERS	GP	MP	GF	GA	ENG	SO	GAA	SH	SV%	W-L-T
Aubin	2	119:00	4	4	1	0	2.01	39	.897	1-1-0
PITTSBURGH TOTALS	2	120:00	4	5	1	0	2.50	40	.875	1-1-0
Fernandez	1	59:44	1	2	0	0	2.00	35	.942	0-1-0
McLennan	1	60:00	4	2	0	0	2.00	29	.931	1-0-0
MINNESOTA TOTALS	2	120:00	5	4	0	0	2.00	64	.937	1-1-0

POWER PLAY GOALS: PITTSBURGH (0 for 10)
 MINNESOTA (0 for 7)

SHORT-HANDED GOALS: MINNESOTA - Walz (2)

PITTSBURGH	GP	G	A	PTS	PIM	SH	+/-	MINNESOTA	GP	G	A	PTS	PIM	SH	+/-
Lang	2	2	0	2	0	7	E	Walz	2	2	0	2	0	6	+2
Lemieux	2	2	0	2	0	9	-2	Dowd	2	1	0	1	12	4	-1
Jagr	2	0	2	2	2	3	-1	Leschyshyn	2	1	0	1	2	1	+2
Jonsson	1	0	1	1	0	0	+2	Roset	2	1	0	1	0	3	E
Laukkanen	2	0	1	1	4	1	+1	O'Donnell	1	0	1	1	2	0	E
Moran	2	0	1	1	0	4	-1	Gaborik	2	0	1	1	4	5	-1
Stevens	2	0	1	1	2	6	-1	Hendrickson	2	0	1	1	2	3	E
Morozov	1	0	0	0	0	0	E	Kuba	2	0	1	1	0	1	+1
Norton	1	0	0	0	0	0	E	Laaksonen	2	0	1	1	0	4	+1
Tibbetts	1	0	0	0	0	0	E	Pellerin	2	0	1	1	4	4	E
Aubin	2	0	0	0	0	0		Simicek	2	0	1	1	2	0	E
Beranek	2	0	0	0	0	5	E	Stewart	2	0	1	1	2	1	E
Bergevin	2	0	0	0	0	1	E	Blouin	1	0	0	0	0	0	E
Boughner	2	0	0	0	0	1	E	Fernandez	1	0	0	0	0	0	
Hrdina	2	0	0	0	0	2	E	McLennan	1	0	0	0	0	0	
Kasparaitis	2	0	0	0	8	6	-1	Benysek	2	0	0	0	0	0	-1
Kovalev	2	0	0	0	0	8	-1	Bombardir	2	0	0	0	2	3	E
McKenna	2	0	0	0	0	0	-1	Gavey	2	0	0	0	0	1	E
Oliwa	2	0	0	0	0	1	-1	Johnson	2	0	0	0	0	0	E
Primeau	2	0	0	0	2	2	-1	Sekeras	2	0	0	0	0	3	E
Straka	2	0	0	0	0	8	E	Sutton	2	0	0	0	2	1	+1
TOTALS	2	4	6	10	18	64		TOTALS	2	5	8	13	34	40	



Montreal Canadiens



Oleg Petrov



Team Information

Location: 1260 de La Gauchetiere Street West, Montreal, Quebec H3B 5E8
 Founded: 1909
 Chairman and Governor: George N. Gillett, Jr.
 President: Pierre Boivin
 General Manager: Andre Sevard
 Assistant GM: Marlin Maddon
 Head Coach: Michel Therrien
 Coach's Career NHL Record (Seasons): 23-33-6 (1)
 Assistant Coaches: Guy Carbonneau, Rick Green, Roland Melanson
 Athletic Trainer: Graham Rynbeid
 Equipment Manager: Pierre Gervais
 Director of Communications: Donald Beauchamp
 Assistant to Dir. of Communications: Dominick Sallant
 Arena (Capacity): Centre Molson (21,273)
 General Office Phone: (514) 932-2582
 Team Colors: Red, White and Blue
 Radio: CKAC 730AM (French), CJAD 800AM (English)
 Commercial TV: CBF2 (2) and TQS (35)
 Cable TV: RDS (33) and TSN (35)
 Website: www.canadiens.com

Penguins vs. Canadiens

All-Time NHL Record:
 2742-1742-810-10
 2000-01 Record/Finish:
 28-40-8-6, Fifth, Northeast Division
 2001 Playoff Record:
 Did not qualify
 2000-01 Top Scorer:
 Saku Koivu (17-30-47)
 Stanley Cup Titles:
 24 (1916, 1924, 1930-31, 1944, 1946, 1953, 1956-60, 1965-66, 1968-69, 1971, 1973, 1976-79, 1986, 1993)
 All-Time Montreal Scorer vs Pittsburgh:
 Guy Lalieu (61gp, 44-53-97)
 All-Time Pittsburgh Scorer vs Montreal:
 Jaromir Jagr (43gp, 29-29-58)
 Longest Montreal Win Streak vs Pittsburgh:
 10, Apr. 2, 1975-Dec. 4, 1975
 Longest Pittsburgh Win Streak vs Montreal:
 3, Jan. 23, 1988-Oct. 29, 1998; Nov. 28, 1998-Feb. 9, 1999
 Longest Montreal Undeclared Streak vs Pittsburgh:
 18, Jan. 13, 1972-Jan. 26, 1975 (15-0-3)
 Longest Pittsburgh Undeclared Streak vs Montreal:
 5, Nov. 27, 1996-Mar. 10, 1997 (2-0-3)
 Last Pittsburgh Win at Home:
 Jan. 24, 2001 (3-1) (0-0-0 since last win)
 Last Montreal Win at Home:
 Feb. 28, 2001 (4-2) (0-0-0 since last win)
 Last Pittsburgh Win at Montreal:
 Jan. 31, 1999 (5-3) (0-3-1 since last win)
 Last Montreal Win at Pittsburgh:
 Jan. 5, 2001 (4-3) (0-1-0 since last win)
 Most Goals by Pittsburgh vs Montreal:
 7, Jan. 15, 1983 (M, 8-7); Dec. 7, 1995 (P, 7-5)
 Most Goals by Montreal vs Pittsburgh:
 12, Feb. 22, 1979 (M, 12-0)
 Most Goals by Both Teams:
 15, Jan. 15, 1983 (M, 8-7)
 Last Pittsburgh Shutout vs Montreal:
 Dec. 1, 1997 (1-0) - Tom Barrasso
 Last Montreal Shutout vs Pittsburgh:
 Mar. 8, 2000 (3-0) - Jeff Hackett
 Last Pittsburgh Hat Trick vs Montreal:
 Jan. 24, 2001 - Mario Lemieux
 Last Montreal Hat Trick vs Pittsburgh:
 Mar. 18, 1989 - Mats Naslund
 Last Pittsburgh Trade with Montreal:
 Dec. 23, 1987, Perry Ganchar to Pittsburgh for Future Considerations
 Overtime Record vs Pittsburgh:
 0-5-12

Year by Year

YEAR	TOTAL	HOME	ROAD	GF-GA
1967-68	0-4-0	0-2-0	0-2-0	11-16
1968-69	1-4-1	0-2-1	1-2-0	16-21
1969-70	2-4-0	2-1-0	0-3-0	15-19
1970-71	1-3-2	1-1-1	0-2-1	13-20
1971-72	1-4-1	1-1-1	0-3-0	16-25
1972-73	0-5-0	0-2-0	0-3-0	12-29
1973-74	0-4-1	0-3-0	0-1-1	10-21
1974-75	1-4-1	1-1-1	0-3-0	15-28
1975-76	0-6-0	0-3-0	0-3-0	19-35
1976-77	0-4-2	0-1-2	0-3-0	11-34
1977-78	1-5-0	1-2-0	0-3-0	19-35
1978-79	2-5-1	2-2-0	0-3-1	19-38
1979-80	1-2-1	1-0-1	0-2-0	14-22
1980-81	2-2-0	1-1-0	1-1-0	10-11
1981-82	1-2-0	1-0-0	0-2-0	9-14
1982-83	1-2-0	1-1-0	0-1-0	11-15
1983-84	0-2-1	0-0-1	0-2-0	6-11
1984-85	1-2-0	1-1-0	0-1-0	11-13
1985-86	0-2-1	0-1-0	0-1-1	10-13
1986-87	1-1-1	1-1-0	0-0-1	11-11
1987-88	2-1-0	1-0-0	1-1-0	11-8
1988-89	1-2-0	0-2-0	1-0-0	8-16
1989-90	1-2-0	1-0-0	0-2-0	4-17
1990-91	0-2-1	0-1-1	0-1-0	11-15
1991-92	1-2-0	1-0-0	0-2-0	8-9
1992-93	2-0-1	2-0-0	0-0-1	12-8
1993-94	1-3-1	1-1-0	0-2-1	7-20
1994-95	2-2-0	2-0-0	0-2-0	13-13
1995-96	1-4-0	1-2-0	0-2-0	17-23
1996-97	2-1-3	0-0-3	2-1-0	23-20
1997-98	3-2-1	1-2-0	2-0-1	14-10
1998-99	3-0-1	1-0-1	2-0-0	16-12
1999-00	1-3-0	1-1-0	0-2-0	8-16
2000-01	1-2-1	1-1-0	0-1-1	12-13
TOTAL	37-93-22	27-36-13	10-57-9	422-631

2001 - 02 Schedule

Dec 19 @ Pittsburgh - 7:30pm
 Feb 7 @ Montreal - 7:30pm
 Mar 30 @ Montreal - 7:00pm
 Apr 1 @ Pittsburgh - 7:30pm

PITTSBURGH



PENGUINS

2000-2001	GP	W	L	T	OTL	PTS	GF	GA	PPG	SHG	PEN	PIM
PITTSBURGH	4	1	2	1	0	3	12	13	4	0	33	86
MONTREAL	4	2	1	1	0	5	13	12	7	0	31	74

AT PITTSBURGH (1-1-0)
 AT MONTREAL (0-1-1)

Dec. 16 - Pittsburgh (Parent) 4 at Montreal (Hackett) 4 TG - Koivu
 Jan. 5 - MONTREAL (THEODORE) 4 at Pittsburgh (Snow) 3 WG - Wehrich
 Jan. 24 - Montreal (Theodore) 1 at PITTSBURGH (SNOW) 3 WG - Lemieux
 Feb. 28 - Pittsburgh (Aubin) 2 at MONTREAL (THEODORE) 4 WG - Koivu

GOALS AND SHOTS BY PERIOD	1 ST	2 ND	3 RD	OT	TOTAL
PITTSBURGH	2-36	5-52	5-47	0-5	12-140
MONTREAL	5-34	3-35	5-36	0-1	13-106

GOALTENDERS	GP	MP	GF	GA	ENG	SO	GAA	SH	SV%	W-L-T
Snow	2	119:08	6	5	0	0	2.51	41	.878	1-1-0
Parent	1	65:00	4	4	0	0	3.69	26	.846	0-0-1
Aubin	1	58:32	2	4	0	0	4.10	39	.897	0-1-0
PITTSBURGH TOTALS	4	245:00	12	13	0	0	3.18	106	.877	1-2-1
Theodore	3	179:11	9	8	0	0	2.67	87	.908	2-0-1
Hackett	1	64:59	4	4	0	0	3.69	53	.924	0-0-1
MONTREAL TOTALS	4	245:00	13	12	0	0	2.93	140	.914	2-1-1


POWER PLAY GOALS:

PITTSBURGH (4 for 20) - Jagr, Kovalev, Lemieux, Straka
 MONTREAL (7 for 21) - Campbell (3), Brisebois, Chouinard, Koivu, Savage

PITTSBURGH	GP	G	A	PTS	PIM	SH	+/-	MONTREAL	GP	G	A	PTS	PIM	SH	+/-
Jagr	4	4	4	8	2	17	+4	Koivu	4	4	3	7	6	12	+3
Lemieux	3	4	3	7	2	19	+2	Petrov	4	0	5	5	8	7	+3
Kovalev	4	1	3	4	4	16	-2	Campbell	3	3	1	4	2	9	E
Straka	4	1	3	4	0	14	-4	Savage	2	1	3	4	0	7	-1
Hrdina	4	0	3	3	4	2	+2	Wehrich	3	3	0	3	2	4	+3
Oliwa	1	1	1	2	2	1	+1	Brisebois	4	1	1	2	0	11	-1
Slegr	1	1	1	2	0	5	+2	Linden	2	0	2	2	2	4	-2
Petersen	1	0	2	2	0	1	+2	Markov	2	0	2	2	0	2	E
Bergevin	2	0	1	1	2	1	+1	Darby	4	0	2	2	0	2	-1
Stevens	2	0	1	1	4	3	+2	Dykhuis	4	0	2	2	6	2	+1
Aubin	1	0	0	0	0	0		Chouinard	1	1	0	1	0	2	E
Butenschon	1	0	0	0	0	0	-1	Hackett	1	0	1	1	0	0	E
Ference	1	0	0	0	0	3	+2	Traverse	1	0	1	1	0	2	E
Miller	1	0	0	0	0	1	E	Rucinsky	2	0	1	1	2	10	-1
Parent	1	0	0	0	0	0		Kilger	3	0	1	1	2	5	-1
Primeau	1	0	0	0	0	1	E	Poulin	3	0	1	1	0	5	-3
Rozsival	1	0	0	0	0	1	E	Belanger	1	0	0	0	7	0	E
Tibbetts	1	0	0	0	2	1	E	Bouillon	1	0	0	0	2	0	E
Kraft	2	0	0	0	0	2	+1	Delisle	1	0	0	0	0	1	-1
McKenna	2	0	0	0	7	0	E	Higgins	1	0	0	0	0	0	E
Norton	2	0	0	0	0	3	E	Odjick	1	0	0	0	4	0	E
Simicek	2	0	0	0	0	1	E	Ward	1	0	0	0	0	0	E
Snow	2	0	0	0	2	0	E	Whitehall	1	0	0	0	0	1	E
Barnaby	3	0	0	0	9	0	E	Zhlotok	1	0	0	0	0	1	-1
Beraneek	3	0	0	0	4	4	E	Asham	2	0	0	0	7	0	E
Boughner	3	0	0	0	26	4	+1	Lafamme	2	0	0	0	0	0	E
Corbet	3	0	0	0	4	8	+1	Zubrus	2	0	0	0	0	2	-3
Jonsson	3	0	0	0	2	5	+1	Theodore	3	0	0	0	0	0	
Laukkanen	3	0	0	0	4	4	-2	Landy	4	0	0	0	6	3	-1
Moran	3	0	0	0	0	5	E	Lind	4	0	0	0	2	3	-1
Morozov	3	0	0	0	2	3	E	Robidas	4	0	0	0	0	6	-2
Kasparaitis	4	0	0	0	4	0	E	Souray	4	0	0	0	14	5	-4
Lang	4	0	0	0	0	15	-2								
TOTALS	4	12	22	34	86	140		TOTALS	4	13	26	39	74	106	



Nashville Predators



**Cliff
Ronning**



Team Information

Location: 501 Broadway, Nashville, TN 37203
Founded: 1998
Owner: Craig Leipold
President, CEO: Jack Diller
Executive VP & General Manager: David Poile
Assistant GM: Ray Shero
Head Coach: Barry Trotz
Coach's Career NHL Record (Seasons):
 90-133-23 (3)
Assistant Coaches: Paul Gardner and Brent Peterson
Goaltending Coach: Mitch Korn
Strength & Conditioning Coach: Mark Nemish
Athletic Trainer: Dan Redmond
Equipment Manager: Pete Rogers
Communications Manager: Ken Anderson
Communications Coordinator: Tim Darling
Arena (Capacity):
 Gaylord Entertainment Center (17,500)
General Office Phone: (615) 770-2300
Team Colors:
 Orange, Yellow, Blue, Metallic Silver, Steel
Radio: WWTN 89.7FM
Cable TV: Fox Sports Net
Website: www.nashvillepredators.com

Penguins vs. Predators

All-Time NHL Record:
 90-130-23-10
2000-01 Record/Finish:
 34-36-9-3, Third, Central Division
2001 Playoff Record:
 Did not qualify
2000-01 Top Scorer:
 Cliff Ronning (19-43-62)
Stanley Cup Titles:
 None
All-Time Nashville Scorer vs Pittsburgh:
 Patric Kjellberg (6gp, 2-4-6)
All-Time Pittsburgh Scorer vs Nashville:
 Jaromir Jagr (6gp, 1-8-9)
Longest Nashville Win Streak vs Pittsburgh:
 2, Jan. 15, 2000-Oct. 7, 2000 (2-0-0)
Longest Pittsburgh Win Streak vs Nashville:
 1, Feb. 13, 1999 (3-2 ot); Nov. 13, 1999 (6-2)
Longest Nashville Undeclared Streak vs Pittsburgh:
 2, Jan. 15, 2000-Oct. 7, 2000 (2-0-0)
Longest Pittsburgh Undeclared Streak vs Nashville:
 3, Feb. 13, 1999-Nov. 13, 1999
Last Pittsburgh Win at Home:
 Nov. 13, 1999 (6-2) (0-0-0 since last win)
Last Nashville Win at Home:
 Jan. 15, 2000 (4-2) (0-0-0 since last win)
Last Pittsburgh Win at Nashville:
 Feb. 13, 1999 (3-2 ot) (0-1-0 since last win)
Last Nashville Win at Pittsburgh:
 None
Most Goals by Pittsburgh vs Nashville:
 6, Nov. 13, 1999 (P, 6-2)
Most Goals by Nashville vs Pittsburgh:
 4, Jan. 15, 2000 (N, 4-2)
Most Goals by Both Teams:
 8, Nov. 13, 1999 (P, 6-2)
Last Pittsburgh Shutout vs Nashville:
 None
Last Nashville Shutout vs Pittsburgh:
 None
Last Pittsburgh Hat Trick vs Nashville:
 None
Last Nashville Hat Trick vs Pittsburgh:
 None
Last Pittsburgh Trade with Nashville:
 Mar. 13, 2000, Bob Boughner to Pittsburgh for Pavel
 Skrbek
Overtime Record vs Pittsburgh:
 0-1-1


Year by Year

YEAR	TOTAL	HOME	ROAD	GF-GA
1998-99	1-0-1	0-0-1	1-0-0	4-3
1999-00	1-1-0	1-0-0	0-1-0	8-6
2000-01	*1-1-0	0-1-0	1-0-0	4-4
TOTAL	3-2-1	1-1-1	2-1-0	16-13

*two games played in Japan

2001 - 02 Schedule

Nov 23 @ Nashville - 8:00pm





2000-2001	GP	W	L	T	OTL	PTS	GF	GA	PPG	SHG	PEN	PIM
PITTSBURGH	2	1	1	0	0	2	4	4	2	0	15	30
NASHVILLE	2	1	1	0	0	2	4	4	1	0	10	20

AT PITTSBURGH (0-1-0)
 AT NASHVILLE (1-0-0)

Both games played in Japan.

Oct. 6* - NASHVILLE (DUNHAM) 3 at Pittsburgh (Aubin) 1 WG - Yachmenev

Oct. 7** - PITTSBURGH (AUBIN) 3 at Nashville (Vokoun) 1 WG - Straka

*Pittsburgh was designated the home team

**Nashville was designated the home team

GOALS AND SHOTS BY PERIOD	1 ST	2 ND	3 RD	OT	TOTAL
PITTSBURGH	0-18	1-17	3-32	0	4-67
NASHVILLE	2-26	1-18	1-11	0	4-55

GOALTENDERS	GP	MP	GF	GA	ENG	SO	GAA	SH	SV%	W-L-T
Aubin	2	119:42	4	3	1	0	1.50	54	.944	1-1-0
PITTSBURGH TOTALS	2	120:00	4	4	1	0	2.00	55	.927	1-1-0
Dunham	1	60:00	3	1	0	0	1.00	26	.952	1-0-0
Vokoun	1	59:18	1	2	1	0	2.02	40	.950	0-1-0
NASHVILLE TOTALS	2	120:00	4	4	1	0	2.00	67	.940	1-1-0

POWER PLAY GOALS:


PITTSBURGH (2 for 9) - Hrdina, Lang

NASHVILLE (1 for 14) - Yachmenev

PITTSBURGH	GP	G	A	PTS	PIM	SH	+/-	NASHVILLE	GP	G	A	PTS	PIM	SH	+/-
Jagr	2	0	3	3	0	12	-1	Walker	2	1	2	3	0	6	+1
Hrdina	2	2	0	2	0	5	E	Legwand	2	1	1	2	2	6	+1
Lang	2	1	1	2	0	4	-1	Yachmenev	2	1	1	2	0	5	E
Kovalev	2	0	2	2	6	9	-1	Ronning	2	1	0	1	0	5	E
Straka	2	1	0	1	2	5	E	Classen	2	0	1	1	0	1	E
Laukkanen	2	0	1	1	0	8	-1	Kjellberg	2	0	1	1	0	2	E
Kraft	1	0	0	0	2	1	E	Robitaille	2	0	1	1	0	3	E
Melichar	1	0	0	0	0	0	E	Dunham	1	0	0	0	0	0	
Morozov	1	0	0	0	2	0	E	Houlder	1	0	0	0	2	+1	
Aubin	2	0	0	0	0	0		Lintner	1	0	0	0	0	0	+1
Barnaby	2	0	0	0	2	3	E	Vokoun	1	0	0	0	0	0	
Beranek	2	0	0	0	6	4	-1	Berehowsky	2	0	0	0	2	6	-1
Boughner	2	0	0	0	2	0	E	Fitzgerald	2	0	0	0	0	3	E
Kasparaitis	2	0	0	0	2	1	E	Hartnell	2	0	0	0	0	1	E
Miller	2	0	0	0	0	2	-1	Hulse	2	0	0	0	0	5	E
Moran	2	0	0	0	2	4	E	Johnson	2	0	0	0	6	3	-1
Rozsival	2	0	0	0	0	3	-1	Miller	2	0	0	0	6	1	+1
Simicek	2	0	0	0	4	3	+1	Peltonen	2	0	0	0	0	2	E
Siegr	2	0	0	0	0	3	E	Skrastins	2	0	0	0	0	1	E
								Timonen	2	0	0	0	0	5	+1
								Valcevic	2	0	0	0	2	0	E
TOTALS	2	4	7	11	30	67		TOTALS	2	4	7	11	20	55	



New Jersey Devils



**Patrik
Elias**



Penguins vs. Devils

All-Time NHL Record:
804-1044-297-8

2000-01 Record/Finish:
48-19-12-3, First, Atlantic Division

2001 Playoff Record: Defeated Carolina, 4-2, ECF; Defeated Toronto 4-3, ECF; Defeated Pittsburgh 4-1, ECF; Lost to Colorado, 4-3, Stanley Cup Finals

2000-01 Top Scorer:
Patrik Elias (40-56-96)

Stanley Cup Titles:
One (1995)

All-Time New Jersey Scorer vs Pittsburgh:
John MacLean (69gp, 32-27-59)

All-Time Pittsburgh Scorer vs New Jersey:
Mario Lemieux (63gp, 44-60-124)

Longest New Jersey Win Streak vs Pittsburgh:
5, Dec. 23, 1987-Oct. 21, 1988; Mar. 1, 1997-Jan. 7, 1998

Longest Pittsburgh Win Streak vs New Jersey:
5, Feb. 22, 1981-Mar. 21, 1982

Longest New Jersey Undeclared Streak vs Pittsburgh:
7, Dec. 23, 1987-Dec. 23, 1988 (5-0-2)

Longest Pittsburgh Undeclared Streak vs New Jersey:
6, Feb. 22, 1981-Oct. 5, 1982 (5-0-1); Jan. 6, 1986-Oct. 18, 1986 (5-0-1)

Last Pittsburgh Win at Home:
Feb. 10, 2001 (5-4 OT) (0-0-0 since last win)

Last New Jersey Win at Home:
Dec. 7, 1995 (2-1) (0-2-1 since last win)

Last Pittsburgh Win at New Jersey:
Mar. 25, 2001 (4-2) (0-0-0 since last win)

Last New Jersey Win at Pittsburgh:
Oct. 28, 2000 (9-0) (0-0-0-1 since last win)

Most Goals by Pittsburgh vs New Jersey:
9, Dec. 13, 1990 (P, 9-5)

Most Goals by New Jersey vs Pittsburgh:
9, Oct. 28, 2000 (NJ, 9-0)

Most Goals by Both Teams:
14, Oct. 29, 1986 (NJ, 8-6); Dec. 31, 1988 (P, 8-6); Dec. 13, 1990 (P, 9-5)

Last Pittsburgh Shutout vs New Jersey:
Nov. 21, 1992 (2-0) - Tom Barrasso

Last New Jersey Shutout vs Pittsburgh:
Oct. 28, 2000 (9-0) - Martin Brodeur

Last Pittsburgh Hat Trick vs New Jersey:
Feb. 10, 2001 - Alexei Kovalev

Last New Jersey Hat Trick vs Pittsburgh:
Oct. 28, 2000 - John Madden (4goals), Randy McKay (4 goals)

Last Pittsburgh Trade with New Jersey:
None

Overtime Record vs Pittsburgh:
1-3-10

Team Information

Location: 50 Route 120 North, PO Box 504, East Rutherford, NJ 07073

Founded: 1974 (Kansas City), 1976 (Colorado), 1982 (New Jersey)

CEO, President & General Manager: Lou Lamoriello

Head Coach: Larry Robinson

Coach's Career NHL Record (Seasons):
174-184-57 (6)

Assistant Coaches: Viacheslav Fetisov, Jay Leach

Goaltending Coach: Jacques Caron

Trainer: Bill Murray

Equipment Manager: Rich Mathews

Director of Information/Publications: Mike Levine

Director, Public Relations: Jay Altstatter

Arena (Capacity): Continental Airlines Arena (19,040)

General Office Phone: (201) 935-6050

Team Colors: Red, Black and White

Radio: WABC 77 AM

Cable TV: Fox Sports New York

Website: www.newjerseydevils.com

Year by Year

YEAR	TOTAL	HOME	ROAD	GF-GA
1974-75	2-0-2	1-0-1	1-0-1	19-14
1975-76	2-1-1	2-0-0	0-1-1	18-10
1976-77	2-2-0	1-1-0	1-1-0	11-11
1977-78	2-1-1	1-1-0	1-0-1	14-13
1978-79	3-1-0	2-0-0	1-1-0	21-13
1979-80	2-2-0	2-0-0	0-2-0	10-15
1980-81	3-1-0	2-0-0	1-1-0	20-13
1981-82	3-0-0	2-0-0	1-0-0	17-5
1982-83	1-3-3	1-2-1	0-1-2	23-26
1983-84	4-3-0	2-1-0	2-2-0	28-27
1984-85	2-5-0	1-3-0	1-2-0	25-34
1985-86	4-2-1	2-1-0	2-1-1	28-22
1986-87	3-4-0	2-2-0	1-2-0	34-31
1987-88	1-6-0	0-3-0	1-3-0	21-38
1988-89	4-1-2	3-0-1	1-1-1	29-24
1989-90	2-4-1	1-2-0	1-2-1	22-29
1990-91	4-3-0	4-0-0	0-3-0	37-31
1991-92	2-5-0	1-2-0	1-3-0	20-31
1992-93	6-2-1	3-1-0	3-1-1	33-25
1993-94	1-2-1	1-0-1	0-2-0	10-17
1994-95	1-0-2	1-0-0	0-0-2	11-8
1995-96	2-1-1	1-1-0	1-0-1	11-9
1996-97	1-3-0	0-2-0	1-1-0	12-13
1997-98	2-2-0	1-1-0	1-1-0	8-10
1998-99	1-4-0	0-2-0	1-2-0	13-17
1999-00	2-3-0	1-2-0	1-1-0	14-15
2000-01	3-1-1	1-1-0	2-0-1	17-21
TOTAL	65-62-17	39-28-4	26-34-13	526-522

2001 - 02 Schedule

Nov 13 @ New Jersey - 8:00pm
Nov 27 @ Pittsburgh - 7:30pm
Dec 26 @ New Jersey - 7:30pm
Feb 9 @ Pittsburgh - 1:00pm
Mar 27 @ Pittsburgh - 7:30pm



2000-2001	GP	W	L	T	OTL	PTS	GF	GA	PPG	SHG	PEN	PIM
PITTSBURGH	5	3	1	1	0	7	17	21	2	0	28	76
NEW JERSEY	5	1	2	1	1	4	21	17	3	1	22	83

AT PITTSBURGH (1-1-0)

AT NEW JERSEY (2-0-1)

Oct. 28 - NEW JERSEY (BRODEUR) 9 at Pittsburgh (AUBIN/Snow) 0 WG - Stevenson

Nov. 10 - PITTSBURGH (SNOW) 4 at New Jersey (Brodeur/TERRELL) 2 WG - Kraft

Feb. 10 - New Jersey (Brodeur) 4 at PITTSBURGH (Aubin/PARENT) 5 WG - Kovalev*

Feb. 16 - Pittsburgh (Parent) 4 at NEW JERSEY (Brodeur) 4 TG - Arnott

Mar. 25 - PITTSBURGH (HEDBERG) 4 at New Jersey (Brodeur) 2 WG - Morozov

*Kovalev scored at 0:18 of OT

GOALS AND SHOTS BY PERIOD	1 ST	2 ND	3 RD	OT	TOTAL
PITTSBURGH	4-29	8-52	4-32	1-3	17-116
NEW JERSEY	11-58	6-55	4-51	0-4	21-168

GOALTENDERS	GP	MP	GF	GA	ENG	SO	GAA	SH	SV%	W-L-T
Hedberg	1	60:00	4	2	0	0	2.00	27	.926	1-0-0
Parent	2	112:26	9	5	0	0	2.66	46	.891	1-0-1
Snow	2	100:00	4	7	0	0	4.20	70	.900	1-0-0
Aubin	2	33:52	0	7	0	0	12.40	25	.720	0-1-0
PITTSBURGH TOTALS	5	305:18	17	21	0	0	4.12	168	.875	3-1-1
Brodeur	5	279:10	20	14	1	1	3.00	106	.868	1-2-1
Terreri	1	24:10	1	2	0	0	4.96	9	.778	0-1-0
NEW JERSEY TOTALS	5	305:18	21	17	1	1	3.34	116	.853	1-3-1

POWER PLAY GOALS:

PITTSBURGH (2 for 10) - Kovalev, Norton

NEW JERSEY (3 for 18) - McKay, Rafalski, Stevens

SHORT-HANDED GOALS:

NEW JERSEY - 1 (Sykora)

PITTSBURGH	GP	G	A	PTS	PIM	SH	+/-	NEW JERSEY	GP	G	A	PTS	PIM	SH	+/-
Morozov	5	2	5	7	0	11	+5	Elias	5	0	7	7	6	17	+5
Straka	5	3	3	6	2	4	+2	McKay	5	5	0	5	2	13	-1
Lang	5	1	5	6	4	12	+2	Madden	5	4	1	5	0	17	+4
Kovalev	4	3	2	5	2	15	-3	Rafalski	4	1	4	5	0	7	E
Jagr	5	0	4	4	2	9	-3	Stevenson	4	1	4	5	7	8	+4
Hrdina	5	2	1	3	2	6	-2	Nemchinov	5	0	5	5	0	8	+3
Stevens	3	1	2	3	0	7	-2	Sykora	4	2	2	4	2	12	E
Kraft	2	1	1	2	0	4	E	Brylin	5	3	0	3	4	13	-1
Lemieux	3	1	1	2	0	9	-3	Arnott	3	2	1	3	2	9	-1
Corbet	3	0	2	2	7	4	+1	Stevens	5	2	1	3	0	10	+3
Norton	2	1	0	1	2	1	E	Gomez	5	0	3	3	0	3	-2
Tibbetts	2	1	0	1	0	2	+2	Holik	4	1	1	2	2	16	+1
Kasparaitis	5	1	0	1	2	2	-2	Sutton	4	0	2	2	0	3	-1
Oliwa	2	0	1	1	2	2	+1	Commodore	1	0	1	1	0	0	-1
Jonsson	4	0	1	1	0	1	-5	Ward	1	0	1	1	0	3	+1
Laukkanen	4	0	1	1	2	2	+1	Mitchell	3	0	1	1	15	1	-1
Beranek	5	0	1	1	6	6	-3	McKenzie	4	0	1	1	0	2	-1
Ference	1	0	0	0	0	2	+2	White	5	0	1	1	4	10	+2
Hedberg	1	0	0	0	0	0		Corkum	1	0	0	0	0	0	E
Lacouture	1	0	0	0	0	0	E	Goc	1	0	0	0	0	0	+5
Melichar	1	0	0	0	7	3	-4	Niedermayer	1	0	0	0	0	2	-2
Rozsival	1	0	0	0	0	0	+1	O'Donnell	1	0	0	0	15	0	-1
Simicek	1	0	0	0	0	1	-4	Terreri	1	0	0	0	0	0	
Aubin	2	0	0	0	0	0		Kelly	3	0	0	0	15	2	E
Barnaby	2	0	0	0	2	1	-2	Mogilny	3	0	0	0	0	10	-3
McKenna	2	0	0	0	0	1	E	Pandolfo	3	0	0	0	2	1	-2
Miller	2	0	0	0	0	3	-1	Brodeur	5	0	0	0	0	0	
Moran	2	0	0	0	2	2	-2	Danyko	5	0	0	0	7	1	+2
Parent	2	0	0	0	0	0									
Primeau	2	0	0	0	2	0	E								
Siegr	2	0	0	0	15	2	-3								
Snow	2	0	0	0	0	0									
Bergevin	3	0	0	0	2	1	+1								
Boughner	5	0	0	0	13	3	+6								
TOTALS	5	17	30	47	76	116		TOTALS	5	21	36	57	83	168	



New York Islanders



**Mariusz
Czerkawski**



Team Information

Location: Nassau Coliseum, Uniondale, NY 11553
 Founded: 1972
 Co-Owners: Charles Wang & Sanjay Kumar
 General Manager: Mike Milbury
 Head Coach: Peter Laviolette
 Coach's Career NHL Record (Seasons): First season
 Assistant Coaches: Greg Cronin, Jacques Laperriere
 and Kelly Miller
 Goaltending Coach: Billy Smith
 VP of Communications: Chris Botta
 Media Relations Coordinator: Jamie Fabos
 Head Trainer: Rich Campbell
 Arena (Capacity):
 Nassau Veterans Memorial Coliseum (16,297)
 General Office Phone: (516) 832-4200
 Team Colors: Blue and Orange
 Radio: WJWR (820 AM)
 Commercial TV: None
 Cable TV: Fox Sports New York
 Website: www.newyorkislanders.com

Penguins vs. Islanders

All-Time NHL Record:
 997-987-317-4
2000-01 Record/Finish:
 21-51-7-3, Fifth, Atlantic Division
2001 Playoff Record:
 Did Not Qualify
2000-01 Top Scorers:
 Mariusz Czerkawski (30-32-62)
Stanley Cup Titles:
 Four (1980, 1981, 1982 and 1983)
All-Time Islanders Scorer vs Pittsburgh:
 Bryan Trotter (82gp, 47-56-105)
All-Time Pittsburgh Scorer vs Islanders:
 Mario Lemieux (63gp, 46-76-122)
Longest Islanders Win Streak vs Pittsburgh:
 6, Dec. 20, 1983-Nov. 10, 1984
Longest Pittsburgh Win Streak vs Islanders:
 4, Dec. 3, 1988-Jan. 10, 1989; Mar. 12, 1992-Dec. 1, 1992
Longest Islanders Undefeated Streak vs Pittsburgh:
 9, Feb. 1, 1986-Mar. 10, 1987 (7-0-2)
Longest Pittsburgh Undefeated Streak vs Islanders:
 9, Oct. 17, 1972-Mar. 20, 1974
Last Pittsburgh Win at Home:
 Feb. 25, 2001 (6-1) (0-1-0 since last win)
Last Islanders Win at Home:
 Apr. 2, 2001 (4-1) (0-0-0 since last win)
Last Pittsburgh Win at Islanders:
 Mar. 21, 2000 (8-2) (0-2-0 since last win)
Last Islanders Win at Pittsburgh:
 Mar. 14, 2001 (3-1) (0-0-0 since last win)
Most Goals by Pittsburgh vs Islanders:
 9, Dec. 13, 1972 (P, 9-1); Dec. 30, 1999 (P, 9-3)
Most Goals by Islanders vs Pittsburgh:
 11, Dec. 20, 1983 (NY, 11-3)
Most Goals by Both Teams:
 15, Feb. 6, 1990 (NY, 8-7)
Last Pittsburgh Shutout vs Islanders:
 Dec. 21, 1989 (4-0) - Peter Skudra
Last Islanders Shutout vs Pittsburgh:
 Jan. 9, 1986 (9-0) - Kelly Hrudey
Last Pittsburgh Hat Trick vs Islanders:
 Dec. 30, 1999 - Jaromir Jagr
Last Islanders Hat Trick vs Pittsburgh:
 Apr. 17, 1999 - Zigmund Palffy
Last Pittsburgh Trade with Islanders:
 Nov. 14, 2000, Dan Trebil to Pittsburgh for a ninth round choice in 2001 Entry Draft
Overtime Record vs Pittsburgh:
 3-2-7

Year by Year

YEAR	TOTAL	HOME	ROAD	GF-GA
1972-73	4-0-1	2-0-1	2-0-0	22-4
1973-74	2-1-2	0-0-2	2-1-0	9-8
1974-75	2-2-0	2-0-0	0-2-0	15-10
1975-76	1-2-1	1-1-0	0-1-1	15-21
1976-77	2-2-0	1-1-0	1-1-0	11-13
1977-78	1-2-1	1-0-1	0-2-0	14-15
1978-79	0-1-3	0-1-1	0-0-2	11-13
1979-80	1-0-3	0-0-2	1-0-1	10-9
1980-81	2-1-1	2-0-0	0-1-1	19-16
1981-82	2-6-0	2-2-0	0-4-0	22-40
1982-83	2-5-0	1-2-0	1-3-0	13-29
1983-84	1-6-0	0-4-0	1-2-0	26-38
1984-85	2-5-0	2-1-0	0-4-0	20-30
1985-86	1-5-1	1-2-1	0-3-0	21-38
1986-87	0-5-2	0-2-1	0-3-1	19-29
1987-88	4-2-1	2-1-1	2-1-0	32-28
1988-89	4-2-1	3-0-0	1-2-1	32-26
1989-90	3-3-1	3-1-0	0-2-1	32-35
1990-91	5-2-0	2-1-0	3-1-0	33-23
1991-92	5-1-1	2-1-1	3-0-0	39-31
1992-93	4-3-0	2-2-0	2-1-0	26-21
1993-94	2-2-0	0-2-0	2-0-0	11-14
1994-95	3-1-0	2-0-0	1-1-0	16-10
1995-96	3-1-0	1-1-0	2-0-0	19-16
1996-97	2-2-0	1-1-0	1-1-0	12-14
1997-98	2-2-0	1-1-0	1-1-0	14-11
1998-99	2-3-0	1-2-0	1-1-0	12-20
1999-00	4-1-0	2-0-0	2-1-0	26-12
2000-01	2-3-0	2-1-0	0-2-0	17-17
TOTAL	68-71-19	39-30-11	29-41-8	568-591

2001 - 02 Schedule

Oct 10 @ Pittsburgh - 7:30pm
Nov 14 @ Pittsburgh - 7:30pm
Jan 3 @ NY Islanders - 7:30pm
Jan 24 @ NY Islanders - 7:30pm
Mar 4 @ NY Islanders - 7:00pm



2000-2001	GP	W	L	T	OTL	PTS	GF	GA	PPG	SHG	PEN	PIM
PITTSBURGH	5	2	3	0	0	4	17	17	4	1	40	109
NY ISLANDERS	5	3	2	0	0	6	17	17	5	0	32	104

AT PITTSBURGH (2-1-0)
 AT NY ISLANDERS (0-2-0)

Jan. 12 - NY Islanders (Flaherty) 3 at PITTSBURGH (AUBIN) 4 WG - Kovalev
 Jan. 13 - Pittsburgh (Aubin) 5 at NY ISLANDERS (VANBIESBROUCK) 6 WG - Parrish
 Feb. 25 - NY Islanders (DIPIETRO/Vanbiesbrouck) 1 at PITTSBURGH (AUBIN) 6 WG - Hrdina
 Mar. 14 - NY ISLANDERS (TERRERI) 3 at Pittsburgh (Aubin) 1 WG - Scatchard
 Apr. 2 - Pittsburgh (Snow) 1 at NY ISLANDERS (TERRERI) 1 WG - Scatchard

GOALS AND SHOTS BY PERIOD	1 ST	2 ND	3 RD	OT	TOTAL
PITTSBURGH	4-61	6-41	7-54	0-0	17-156
NY ISLANDERS	3-38	8-60	6-48	0-0	17-146

GOALTENDERS	GP	MP	GF	GA	ENG	SO	GAA	SH	SV%	W-L-T
Aubin	4	238:04	16	12	1	0	3.02	116	.897	2-2-0
Snow	1	60:00	1	4	0	0	4.00	29	.862	0-1-0
PITTSBURGH TOTALS	5	300:00	17	17	1	0	3.40	146	.883	2-3-0
Terreri	2	120:00	7	2	0	0	1.00	70	.971	2-0-0
Flaherty	1	59:34	3	4	0	0	4.02	27	.852	0-1-0
Vanbiesbrouck	2	60:02	6	5	0	0	4.99	33	.848	1-0-0
DiPietro	1	59:41	1	6	0	0	6.03	26	.769	0-1-0
NY ISLANDERS TOTALS	5	300:00	17	17	0	0	3.40	156	.891	3-2-0

POWER PLAY GOALS:

PITTSBURGH (4 for 19) - Lemieux (2), Jagr, Straka
 NY ISLANDERS (5 for 27) - Connolly, Galley, Lapointe, Parrish, Scatchard

SHORT-HANDED GOALS:


PITTSBURGH - Straka

PITTSBURGH	GP	G	A	PTS	PIM	SH	+/-	ISLANDERS	GP	G	A	PTS	PIM	SH	+/-
Lemieux	4	4	2	6	0	21	E	Connolly	5	2	5	7	4	15	+3
Jagr	5	2	4	6	4	18	-2	Czerkawski	5	3	3	6	0	16	+2
Kovalev	5	1	4	5	8	19	+2	Scatchard	5	3	2	5	4	15	+2
Lang	5	2	2	4	2	10	E	Hamrik	5	0	5	5	10	14	-2
Straka	5	2	2	4	0	10	-1	Muckalt	5	3	1	4	6	10	+1
Laukkanen	2	1	1	2	0	3	+1	Galley	3	1	2	3	2	9	+2
Primeau	2	1	1	2	0	5	+2	Lapointe	5	1	2	3	0	3	E
Beranek	5	1	1	2	4	10	+1	Pyatt	5	0	3	3	5	10	-2
Norton	1	0	2	2	0	0	+2	Parrish	4	1	1	2	2	8	-1
Kraft	2	0	2	2	0	0	E	Chara	5	1	1	2	16	5	+2
Jonsson	3	0	2	2	0	1	-1	Kvasha	3	1	0	1	0	4	E
Kasparaitis	5	0	2	2	19	4	+1	Cairns	4	1	0	1	7	3	+1
Miller	2	1	0	1	0	2	+1	Brimanis	2	0	1	1	0	2	-1
Ference	3	1	0	1	0	9	+2	Jonsson	2	0	1	1	0	1	E
Hrdina	4	1	0	1	2	6	E	Kolnik	3	0	1	1	0	8	E
Corbet	2	0	1	1	2	2	+1	Berube	4	0	1	1	14	4	+1
Stevens	2	0	1	1	0	2	+1	Martins	4	0	1	1	2	6	-2
Bergevin	3	0	1	1	2	0	+1	DiPietro	1	0	0	0	0	0	
Moran	3	0	1	1	4	5	-6	Flaherty	1	0	0	0	0	0	
Morozov	4	0	1	1	2	3	-3	Isbister	1	0	0	0	2	0	-2
Boughner	5	0	1	1	11	6	E	Korolev	1	0	0	0	0	1	+1
Butenschon	1	0	0	0	0	0	+2	Krog	1	0	0	0	0	0	E
Dollas	1	0	0	0	0	3	E	Myrvold	1	0	0	0	0	2	-2
Melichar	1	0	0	0	0	0	E	Petrovicky	1	0	0	0	2	0	-1
Siegr	1	0	0	0	0	2	+1	Toms	1	0	0	0	0	0	E
Snow	1	0	0	0	0	0		Biron	2	0	0	0	2	2	-2
Barnaby	2	0	0	0	17	3	+1	Terreri	2	0	0	0	0	0	
Kucera	2	0	0	0	0	3	-2	Vanbiesbrouck	2	0	0	0	0	0	
Lacouture	2	0	0	0	5	0	-1	Webb	2	0	0	0	5	0	E
Tibbetts	2	0	0	0	9	2	E	Blake	3	0	0	0	2	5	-4
McKenna	3	0	0	0	9	3	E	Lawrence	3	0	0	0	0	0	E
Oliwa	3	0	0	0	7	4	E	Mezei	5	0	0	0	19	3	-1
Aubin	4	0	0	0	2	0	E								
TOTALS	5	17	31	48	109	156		TOTALS	5	17	30	47	104	146	



New York Rangers

Team Information



Brian Leetch



Location: Madison Square Garden, 2 Penn Plaza, 14th Floor, New York, NY 10121
Founded: 1926
Owner: Cablevision Systems Corp.
President & General Manager: Glen Sather
VP Player Development/Assistant GM: Don Maloney
Director, Player Personnel: Tom Renney
Head Coach: Ron Low
Coach's Career NHL Record (Seasons): 172-206-45 (7)
Assistant Coaches: Ted Green, Walt Kyle
Vice President, Public Relations: John Rosasco
Director, Public Relations: Jason Vogel
Public Relations Coordinators: Keith Soutar, Jennifer Schoenfeld
Athletic Trainer: Jim Ramsay
Equipment Manager: Acacio Marques
Arena (Capacity): Madison Square Garden (18,200)
General Office Phone: (212) 465-6486
Team Colors: Blue, red and white
Radio: MSG Radio
Commercial TV: None
Cable TV: Madison Square Garden Network
Website: www.newyorkrangers.com

Penguins vs. Rangers

All-Time NHL Record:
 2136-2150-787-4
2000-01 Record/Finish:
 33-43-5-1, Fourth, Atlantic Division
2001 Playoff Record:
 Did Not Qualify
2000-01 Top Scorer:
 Brian Leetch (21-58-79)
Stanley Cup Titles:
 Four (1928, 1933, 1940, 1994)
All-Time Rangers Scorer vs Pittsburgh:
 Brian Leetch (61pts, 17-64-81)
All-Time Pittsburgh Scorer vs Rangers:
 Mario Lemieux (64gp, 57-68-125)
Longest Rangers Win Streak vs Pittsburgh:
 5, Nov. 18, 1973-Nov. 24, 1974
Longest Pittsburgh Win Streak vs Rangers:
 6, Mar. 11, 2000-Mar. 2, 2001
Longest Rangers Undefeated Streak vs Pittsburgh:
 12, Jan. 7, 1970-Oct. 30, 1971 (8-0-4)
Longest Pittsburgh Undefeated Streak vs Rangers:
 7, Mar. 11, 2000-Mar. 12, 2001 (6-0-1)
Last Pittsburgh Win at Home:
 Feb. 23, 2001 (6-4) (0-0-0 since last win)
Last Rangers Win at Home:
 Feb. 22, 2000 (4-3) (0-2-1 since last win)
Last Pittsburgh Win at Rangers:
 Mar. 2, 2001 (7-5) (0-0-1 since last win)
Last Rangers Win at Pittsburgh:
 Jan. 25, 2000 (4-3) (0-4-0 since last win)
Most Goals by Pittsburgh vs Rangers:
 10, Apr. 9, 1993 (P, 10-4)
Most Goals by Rangers vs Pittsburgh:
 11, Nov. 25, 1992 (NY, 11-3)
Most Goals by Both Teams:
 14, Mar. 2, 1975 (NY, 8-6); Nov. 25, 1992 (NY, 11-3); Apr. 9, 1993 (P, 10-4); Oct. 14, 2000 (P, 8-6)
Last Pittsburgh Shutout vs Rangers:
 Oct. 14, 1997 (1-0) - Tom Barrasso
Last Rangers Shutout vs Pittsburgh:
 Mar. 24, 1997 (3-0) - Mike Richter
Last Pittsburgh Hat Trick vs Rangers:
 Feb. 23, 2001 - Alexei Kovalev
Last Rangers Hat Trick vs Pittsburgh:
 Oct. 16, 1996 - Alexei Kovalev
Last Pittsburgh Trade with Rangers:
 Nov. 25, 1998, Alexei Kovalev, Harry York and Future Considerations to Pittsburgh for Petr Nedved, Chris Tamer and Sean Pronger
Overtime Record vs Pittsburgh:
 3-9-12

Year by Year

YEAR	TOTAL	HOME	ROAD	GF-GA
1967-68	0-3-1	0-1-1	0-2-0	7-15
1968-69	1-5-0	1-2-0	0-3-0	16-27
1969-70	1-4-1	0-3-0	1-1-1	7-18
1970-71	0-5-1	0-3-0	0-2-1	7-24
1971-72	1-3-2	1-1-1	0-2-1	12-22
1972-73	2-3-0	1-1-0	1-2-0	16-24
1973-74	1-4-0	0-3-0	1-1-0	12-25
1974-75	2-2-0	1-1-0	1-1-0	22-20
1975-76	3-1-0	2-0-0	1-1-0	23-12
1976-77	2-1-1	0-1-1	2-0-0	12-8
1977-78	2-0-2	1-0-1	1-0-1	16-12
1978-79	2-2-0	1-1-0	1-1-0	15-7
1979-80	2-2-0	1-1-0	1-1-0	15-14
1980-81	2-1-1	1-1-0	1-0-1	17-14
1981-82	3-4-1	1-2-1	2-2-0	32-35
1982-83	1-5-1	1-2-1	0-3-0	19-34
1983-84	2-5-0	1-2-0	1-3-0	25-35
1984-85	3-4-0	2-2-0	1-2-0	29-34
1985-86	4-2-1	1-1-1	3-1-0	28-24
1986-87	2-3-2	1-2-1	1-1-1	23-26
1987-88	3-2-2	2-0-1	1-2-1	29-27
1988-89	3-3-1	2-1-1	1-2-0	32-32
1989-90	5-1-1	2-0-1	3-1-0	34-23
1990-91	4-3-0	2-2-0	2-1-0	32-28
1991-92	2-5-0	1-2-0	1-3-0	25-32
1992-93	5-2-0	2-1-0	3-1-0	31-24
1993-94	2-2-0	2-0-0	0-2-0	15-13
1994-95	3-0-0	2-0-0	1-0-0	13-10
1995-96	2-2-0	1-1-0	1-1-0	19-18
1996-97	0-4-0	0-2-0	0-2-0	8-26
1997-98	2-1-1	1-0-1	1-1-0	8-8
1998-99	1-1-3	0-0-2	1-1-1	10-14
1999-00	3-2-0	2-1-0	1-1-0	19-15
2000-01	4-0-1	2-0-0	2-0-1	28-19
TOTAL	75-87-23	38-40-14	37-47-9	656-719

2001 - 02 Schedule

Nov 17 @ Pittsburgh - 7:30pm
Jan 5 @ Pittsburgh - 1:00pm
Feb 10 @ NY Rangers - 1:00pm
Mar 9 @ Pittsburgh - 3:00pm
Apr 8 @ NY Rangers - 7:00pm

PITTSBURGH



PENGUINS

2000-2001	GP	W	L	T	OTL	PTS	GF	GA	PPG	SHG	PEN	PIM
PITTSBURGH	5	4	0	1	0	9	28	19	9	1	52	140
NY RANGERS	5	0	4	1	0	1	19	28	10	1	50	135

AT PITTSBURGH (2-0-0)
 AT NY RANGERS (2-0-1)

Oct. 14 - NY Rangers (McLean/Labarbera) 6 at PITTSBURGH (Aubin) 8
 Oct. 27 - PITTSBURGH (Aubin) 4 at NY Rangers (Holmqvist) 1
 Feb. 23 - NY Rangers (Yeremeyev) 4 at PITTSBURGH (Aubin) 6
 Mar. 2 - PITTSBURGH (Aubin) 7 at NY Rangers (McLean) 5
 Mar. 12 - Pittsburgh (Aubin) 3 at NY Rangers (Hebert) 3

WG - Simicek
 WG - Straka
 WG - Kovalev
 WG - Jagr
 TG - Leetch

GOALS AND SHOTS BY PERIOD	1 st	2 nd	3 rd	OT	TOTAL
PITTSBURGH	8-66	8-55	12-43	0-2	28-166
NY RANGERS	5-39	6-47	8-52	0-4	19-142

GOALTENDERS	GP	MP	GF	GA	ENG	SO	GAA	SH	SV%	W-L-T
Aubin	5	304:01	28	19	0	0	3.74	142	.866	4-0-1
PITTSBURGH TOTALS	5	305:00	28	19	0	0	3.73	142	.866	4-0-1
Labarbera	1	9:43	2	0	0	0	0.00	2	1.000	0-0-0
Hebert	1	65:00	3	3	0	0	2.77	38	.921	0-0-1
Holmqvist	1	60:00	1	4	0	0	4.00	33	.879	0-1-0
Yeremeyev	1	59:03	4	6	0	0	6.09	32	.813	0-1-0
McLean	2	107:32	9	15	0	0	8.36	61	.754	0-2-0
NY RANGERS TOTALS	5	305:00	19	28	0	0	5.50	166	.831	0-4-1

POWER PLAY GOALS:

PITTSBURGH (9 for 32) - Jagr (2), Kovalev (2), Lemieux (2), Hrdina, Lang, Stevens
 NY RANGERS (10 for 34) - Messier (4), Nedved (2), Fleury, Johnson, Kamensky, Leetch


SHORT-HANDED GOALS:

PITTSBURGH - Lemieux
 NY RANGERS - Messier

PITTSBURGH	GP	G	A	PTS	PIM	SH	+/-	RANGERS	GP	G	A	PTS	PIM	SH	+/-
Jagr	5	8	5	13	4	24	+6	Leetch	5	2	9	11	6	22	-3
Straka	5	3	9	12	2	11	+6	Messier	5	6	3	9	8	16	+1
Kovalev	5	4	6	10	4	23	+2	Nedved	5	2	4	6	8	7	-3
Lang	5	3	4	7	4	12	+3	Fleury	3	2	3	5	8	7	-1
Lemieux	3	4	2	6	0	14	+2	Kamensky	5	2	2	4	8	12	-1
Ference	3	1	3	4	0	3	+2	Dvorak	5	2	1	3	2	11	-5
Simicek	2	1	2	3	4	3	+1	Johnsson	5	1	2	3	0	13	-4
Hrdina	5	1	2	3	2	5	+4	York	5	1	1	2	0	10	-6
Stevens	3	1	1	2	4	8	-1	Kloucek	1	0	2	2	2	1	E
Beranek	5	1	1	2	2	16	+2	Graves	5	0	2	2	2	11	-2
Miller	1	0	2	2	0	1	+2	Hlavac	5	0	2	2	2	10	-6
Kraft	2	1	0	1	0	6	+2	Ulmer	2	1	0	1	0	3	E
Moran	1	0	1	1	4	0	+1	Forbes	2	0	1	1	2	2	E
Norton	1	0	1	1	2	0	+1	Grosek	3	0	1	1	4	4	E
Rozsival	1	0	1	1	0	0	+2	Hebert	1	0	0	0	0	0	
Barnaby	2	0	1	1	21	2	E	Holmqvist	1	0	0	0	0	0	
Butenschoen	2	0	1	1	2	5	+1	Labarbera	1	0	0	0	0	0	
Corbet	2	0	1	1	2	4	+1	Toms	1	0	0	0	0	0	-1
Jonsson	2	0	1	1	0	2	+2	Tuzzolino	1	0	0	0	0	0	E
Siegr	2	0	1	1	12	4	+1	Wilkie	1	0	0	0	2	1	-2
Primeau	3	0	1	1	14	1	E	Gusarov	2	0	0	0	0	2	-3
Melichar	4	0	1	1	4	1	+3	McLean	2	0	0	0	0	0	
Kasparatis	5	0	1	1	14	8	+5	Mottau	2	0	0	0	0	3	-1
Bergevin	1	0	0	0	0	0	E	Purinton	2	0	0	0	20	0	E
Tibbetts	2	0	0	0	0	1	-2	Taylor	2	0	0	0	4	2	-1
Laukkanen	3	0	0	0	2	2	+1	Brown	3	0	0	0	0	1	-1
McKenna	3	0	0	0	2	1	-1	Lacroix	3	0	0	0	2	0	-1
Morozov	3	0	0	0	0	2	+1	Malhotra	3	0	0	0	0	0	-1
Oliwa	3	0	0	0	17	3	E	Pilon	4	0	0	0	11	2	-2
Aubin	5	0	0	0	0	0		Lefebvre	5	0	0	0	4	1	-3
Boughner	5	0	0	0	12	4	+3	McCarthy	5	0	0	0	34	1	-6
TOTALS	5	28	48	76	140	166		TOTALS	5	19	33	52	135	142	



Ottawa Senators



Marian Hossa



Penguins vs. Senators

All-Time NHL Record: 249-367-88-6
 2000-01 Record/Finish: 48-21-9-4, First, Northeast Division
 2001 Playoff Record: Lost to Toronto, 4-0, ECQF
 2000-01 Top Scorer: Alexei Yashin (40-48-88)
 Stanley Cup Titles: None
 All-Time Ottawa Scorer vs Pittsburgh: Alexei Yashin (32gp, 7-12-19)
 All-Time Pittsburgh Scorer vs Ottawa: Jaromir Jagr, (39gp, 29-28-57)
 Longest Ottawa Win Streak vs Pittsburgh: 1, 7 times, last time - Oct. 25, 2000
 Longest Pittsburgh Win Streak vs Ottawa: 14, Jan. 3, 1994-Apr. 11, 1996
 Longest Ottawa Undeclared Streak vs Pittsburgh: 4, Jan. 20, 1998-Apr. 9, 1998; Feb. 28, 2000-Oct. 25, 2000
 Longest Pittsburgh Undeclared Streak vs Ottawa: 15, Nov. 27, 1994-Apr. 11, 1996
 Last Pittsburgh Win at Home: Dec. 30, 2000 (5-3) (0-0-0 since last win)
 Last Ottawa Win at Home: Mar. 9, 2000 (7-0) (0-1-1 since last win)
 Last Pittsburgh Win at Ottawa: Dec. 5, 2000 (4-2) (0-0-0 since last win)
 Last Ottawa Win at Pittsburgh: Oct. 25, 2000 (3-2) (0-1-0 since last win)
 Most Goals by Pittsburgh vs Ottawa: 7, Oct. 27, 1992 (P, 7-2); Nov. 8, 1995 (P, 7-1); Nov. 28, 1995 (P, 7-2); Nov. 2, 1996 (P, 7-3)
 Most Goals by Ottawa vs Pittsburgh: 7, Mar. 9, 2000 (O, 7-0)
 Most Goals by Both Teams: 10, Mar. 30, 1993 (P, 6-4); Nov. 2, 1996 (P, 7-3); Mar. 30, 1999 (O, 6-4)
 Last Pittsburgh Shutout vs Ottawa: Nov. 26, 1999 (5-0) - Tom Barrasso
 Last Ottawa Shutout vs Pittsburgh: Mar. 9, 2000 (7-0) - Patrick Lalime
 Last Pittsburgh Hat Trick vs Ottawa: Nov. 26, 1999 - Jaromir Jagr
 Last Ottawa Hat Trick vs Pittsburgh: Mar. 30, 1999 - Sami Salo
 Last Pittsburgh Trade with Ottawa: Mar. 14, 2000, Janne Laukkanen and Ron Tugnutt to Pittsburgh for Tom Barrasso
 Overtime Record vs Pittsburgh: 0-1-7

Team Information

Location: 1000 Palladium Drive, Kanata, Ontario K2V 1A5
 Founded: 1990 (Expansion franchise awarded on December 6, 1990)
 Chairman/Governor: Rod Bryden
 President and CEO: Roy Mlakar
 General Manager: Marshall Johnston
 Director of Hockey Operations: Trevor Timmins
 Director of Player Personnel: Jarmo Kekalainen
 Head Coach: Jacques Martin
 Coach's Career NHL Record (Seasons): 274-242-92 (8)
 Assistant Coaches: Perry Pearn, Roger Neilson, Don Jackson
 Strength & Conditioning & Video Coach: Randy Lee
 Pro Scout & Goaltending Coach: Phil Myre
 Head Athletic Trainer: Kevin Wagner
 Head Equipment Manager: John Gervais
 Vice President of Communications: Phil Legault
 Manager Communications: Ian Mendes
 Coordinator, Communications: Tim Paltysan
 Communications/Hockey Operations Asst: Jennifer Vuong
 Arena (Capacity): Corel Centre (18,500)
 General Office Phone: (613) 599-0250
 Team Colors: Red, Gold and Black
 Radio: The Team 1200 Radio (English), Radio 1150 (French)
 Commercial TV: Sportsnet, New RO
 Cable TV: Sportsnet
 Website: www.ottawasenators.com

Year by Year

YEAR	TOTAL	HOME	ROAD	GF-GA
1992-93	3-1-0	2-0-0	1-1-0	20-9
1993-94	4-0-1	2-0-1	2-0-0	19-6
1994-95	4-0-0	2-0-0	2-0-0	18-12
1995-96	6-0-0	3-0-0	3-0-0	32-11
1996-97	4-1-1	3-0-0	1-1-1	24-15
1997-98	1-1-3	0-0-2	1-1-1	6-7
1998-99	2-1-1	1-1-0	1-0-1	13-12
1999-00	1-2-1	1-0-1	0-2-0	7-10
2000-01	2-1-1	1-1-0	1-0-1	14-11
TOTAL	27-7-8	15-2-4	12-5-4	153-93

2001 - 02 Schedule

Oct 16 @ Pittsburgh - 7:30pm
 Oct 18 @ Ottawa - 7:00pm
 Dec 29 @ Pittsburgh - 7:00pm
 Feb 12 @ Ottawa - 7:00pm



2000-2001	GP	W	L	T	OTL	PTS	GF	GA	PPG	SHG	PEN	PIM
PITTSBURGH	4	2	1	1	0	5	14	11	4	1	21	48
OTTAWA	4	1	2	1	0	3	11	14	4	0	22	50

AT PITTSBURGH (1-1-0)
AT OTTAWA (1-0-1)

Oct. 19 - Pittsburgh (Snow) 3 at Ottawa (Hurme) 3
Oct. 25 - OTTAWA (HURME) 3 at Pittsburgh (Snow) 2
Dec. 5 - PITTSBURGH (SNOW) 4 at Ottawa (Lalime) 2
Dec. 30 - Ottawa (Hurme) 3 at PITTSBURGH (SNOW) 5

TG - Straka
WG - Arvedson
WG - Sleggr
WG - Jagr

GOALS AND SHOTS BY PERIOD	1 st	2 nd	3 rd	OT	TOTAL
PITTSBURGH	3-40	2-41	9-44	0-1	14-126
OTTAWA	5-50	5-38	1-30	0-3	11-121

GOALTENDERS	GP	MP	GF	GA	ENG	SO	GAA	SH	SV%	W-L-T
Snow	4	243:10	14	11	0	0	2.71	121	.909	2-1-1
PITTSBURGH TOTALS	4	245:00	14	11	0	0	2.69	121	.909	2-1-1
Hurme	3	184:11	9	9	1	0	2.93	88	.898	1-1-1
Lalime	1	60:00	2	4	0	0	4.00	37	.892	0-1-0
OTTAWA TOTALS	4	245:00	11	14	1	0	3.42	126	.888	1-2-1

POWER PLAY GOALS:

PITTSBURGH (4 for 19) - Jagr (2), Kraft, Lang
OTTAWA (4 for 18) - Havlat (2), Hossa, McEachern


SHORT-HANDED GOALS:

PITTSBURGH - Sleggr

PITTSBURGH	GP	G	A	PTS	PIM	SH	+/-	OTTAWA	GP	G	A	PTS	PIM	SH	+/-
Jagr	4	4	2	6	0	18	+3	Bonk	4	1	4	5	2	11	E
Kovalev	4	3	3	6	4	19	+4	Hossa	4	1	4	5	0	10	+1
Straka	4	1	4	5	2	9	+1	Arvedson	2	2	1	3	0	6	+2
Lemieux	1	1	3	4	0	7	+3	Havlat	3	2	0	2	2	5	+1
Lang	4	1	3	4	0	9	+2	Yashin	4	2	0	2	2	14	-3
Sleggr	4	2	1	3	4	8	E	Fisher	3	1	1	2	4	7	E
Jonsson	3	0	2	2	0	3	+3	McEachern	4	1	1	2	6	8	-2
Laukkanen	2	1	0	1	0	5	E	Rivers	2	0	2	2	4	4	E
Kraft	3	1	0	1	0	7	-1	Schastlivy	2	1	0	1	0	5	-1
Norton	2	0	1	1	2	0	+1	Rachunek	2	0	1	1	0	1	-1
Simicek	2	0	1	1	2	2	E	Salo	3	0	1	1	0	8	-1
Barnatny	3	0	1	1	2	6	-1	Dackell	4	0	1	1	0	4	-2
Corbet	3	0	1	1	7	5	-1	Gagnon	1	0	0	0	4	0	-1
Morozov	3	0	1	1	0	7	-1	Lalime	1	0	0	0	0	0	
Beraneck	4	0	1	1	2	7	E	Oliver	1	0	0	0	0	0	E
Hrdina	4	0	1	1	4	4	+1	Persson	1	0	0	0	0	0	+1
Bergevin	1	0	0	0	0	0	-1	Alfredsson	2	0	0	0	0	7	-2
Ference	1	0	0	0	4	0	+1	Emmons	2	0	0	0	2	2	E
Moran	1	0	0	0	0	1	+2	Forbes	2	0	0	0	0	1	-1
Petersen	1	0	0	0	0	1	+1	Hnidy	2	0	0	0	5	0	+1
Trebil	1	0	0	0	0	0	E	Kravchuk	2	0	0	0	4	2	E
Boughner	2	0	0	0	7	2	-2	Hurme	3	0	0	0	0	0	
Melichar	2	0	0	0	0	0	-1	Phillips	3	0	0	0	0	3	E
Miller	2	0	0	0	2	2	E	Prosral	3	0	0	0	2	4	-2
Rozsival	3	0	0	0	0	0	-1	Redden	4	0	0	0	2	6	-3
Kasparafis	4	0	0	0	6	4	+2	Roy	4	0	0	0	5	1	-1
Snow	4	0	0	0	0	0		York	4	0	0	0	6	6	-1
								Zamuner	4	0	0	0	0	6	-1
TOTALS	4	14	25	39	48	126		TOTALS	4	11	16	27	50	121	



Philadelphia Flyers



Mark Recchi



Team Information

Location: 3601 Broad Street, Philadelphia, PA 19148
 Founded: 1967
 Owner/Chairman: Comcast-Spectacor
 Governor: Ed Snider
 President & General Manager: Bob Clarke
 Head Coach: Bill Barber
 Coach's Career NHL Record (Seasons): 43-25-11 (1)
 Assistant Coach: Mike Strothers
 Goaltending Coach: Rejean Lemelin
 Director of Public Relations: Zach Hill
 Athletic Trainer: John Worley
 Head Equipment Manager: Jim Evers
 Arena (Capacity): First Union Center (19,519)
 General Office Phone: (215) 465-4500
 Team Colors: Black, White and Orange
 Radio: WIP 610AM
 Commercial TV: UPN 57 WPSG-TV
 Cable TV: Comcast SportNet
 Website: www.philadelphiaflyers.com

Penguins vs. Flyers

All-Time NHL Record:
 1341-923-419-6
2000-01 Record/Finish:
 43-25-11-3/ Second, Atlantic Division
2001 Playoff Record:
 Lost to Buffalo, 4-2, ECOF
2000-01 Top Scorer:
 Mark Recchi (27-50-77)
Stanley Cup Titles:
 Two (1974 and 1975)
All-Time Philadelphia Scorer vs Pittsburgh:
 Bobby Clarke (79gp, 44-64-108)
All-Time Pittsburgh Scorer vs Philadelphia:
 Mario Lemieux (82gp, 50-60-110)
Longest Philadelphia Win Streak vs Pittsburgh:
 11, Dec. 12, 1982-Mar. 28, 1984
Longest Pittsburgh Win Streak vs Philadelphia:
 4, Jan. 18, 1970-Apr. 1, 1970; Oct. 10, 1991-Nov. 30, 1991; Dec. 15, 1992-Jan. 30, 1993
Longest Philadelphia Undeclared vs Pittsburgh:
 13, Oct. 28, 1982-Mar. 28, 1984 (12-0-1)
Longest Pittsburgh Undeclared vs Philadelphia:
 14, Mar. 26, 1991-Jan. 30, 1993 (10-0-4)
Last Pittsburgh Win at Home:
 Feb. 7, 2001 (9-4) (0-0-0 since last win)
Last Philadelphia Win at Home:
 Apr. 7, 2001 (4-3 OT) (0-0-0 since last win)
Last Pittsburgh Win at Philadelphia:
 Nov. 24, 2000 (1-0) (0-0-0-1 since last win)
Last Philadelphia Win at Pittsburgh:
 Jan. 31, 2001 (5-1) (0-1-0 since last win)
Most Goals by Pittsburgh vs Philadelphia:
 11, Nov. 16, 1993 (PH, 11-5)
Most Goals by Philadelphia vs Pittsburgh:
 13, Mar. 22, 1984 (PH, 13-4)
Most Goals by Both Teams:
 17, Mar. 22, 1984 (PH, 13-4)
Last Pittsburgh Shutout vs Philadelphia:
 Nov. 24, 2000 (1-0) - Garth Snow
Last Philadelphia Shutout vs Pittsburgh:
 Dec. 4, 1982 (0-0) - Pelle Lindborg
Last Pittsburgh Hat Trick vs Philadelphia:
 Feb. 7, 2001 - Alexei Kovalev
Last Philadelphia Hat Trick vs Pittsburgh:
 Nov. 21, 1996 - Dale Hawerchuk
Last Pittsburgh Trade with Philadelphia:
 Jan. 14, 2001, Kevin Stevens to Pittsburgh for John Slaney
Overtime Record vs Pittsburgh:
 7-3-10

Year by Year

YEAR	TOTAL	HOME	ROAD	GF-GA
1967-68	4-3-3	2-0-3	2-3-0	20-12
1968-69	1-4-3	1-1-2	0-3-1	13-26
1969-70	5-1-2	3-0-1	2-1-1	27-21
1970-71	1-3-2	1-0-2	0-3-0	13-15
1971-72	3-2-1	3-0-0	0-2-1	17-20
1972-73	2-4-0	2-1-0	0-3-0	20-24
1973-74	2-3-0	1-1-0	1-2-0	15-22
1974-75	1-3-0	1-1-0	0-2-0	11-18
1975-76	0-3-1	0-1-1	0-2-0	13-22
1976-77	1-3-0	1-1-0	0-2-0	3-12
1977-78	0-3-1	0-2-0	0-1-1	7-26
1978-79	1-3-0	1-1-0	0-2-0	6-10
1979-80	0-3-1	0-2-0	0-1-1	7-26
1980-81	0-4-0	0-2-0	0-2-0	10-22
1981-82	2-5-1	2-1-1	0-4-0	30-38
1982-83	1-5-1	1-1-1	0-4-0	16-34
1983-84	0-7-0	0-4-0	0-3-0	21-46
1984-85	2-5-0	2-1-0	0-4-0	19-34
1985-86	0-6-1	0-3-1	0-3-0	16-29
1986-87	1-4-2	1-1-1	0-3-1	22-28
1987-88	2-5-0	2-2-0	0-3-0	24-23
1988-89	4-3-0	2-1-0	2-2-0	28-25
1989-90	3-4-0	2-2-0	1-2-0	24-29
1990-91	2-4-1	0-2-1	2-2-0	24-26
1991-92	5-0-2	3-0-1	2-0-1	36-19
1992-93	5-1-1	3-0-1	2-1-0	35-19
1993-94	2-1-1	1-0-1	1-1-0	21-13
1994-95	1-2-0	1-0-0	0-2-0	8-12
1995-96	2-2-0	2-0-0	0-2-0	20-18
1996-97	1-3-0	1-1-0	0-2-0	9-20
1997-98	2-2-0	2-0-0	0-2-0	14-14
1998-99	1-3-1	1-1-1	0-2-0	11-13
1999-00	0-4-1	0-1-1	0-3-0	12-20
2000-01	3-2-0	2-1-0	1-1-0	19-15
TOTAL	60-110-26	44-35-19	16-75-7	593-740

2001 - 02 Schedule

Oct 31 @ Philadelphia - 7:30pm
Jan 21 @ Pittsburgh - 7:30pm
Jan 29 @ Philadelphia - 7:00pm
Mar 23 @ Pittsburgh - 1:00pm
Apr 6 @ Philadelphia - 7:00pm



2000-2001	GP	W	L	T	OTL	PTS	GF	GA	PPG	SHG	PEN	PIM
PITTSBURGH	5	3	1	0	1	7	19	15	6	1	50	157
PHILADELPHIA	5	2	3	0	0	4	15	19	6	2	40	115

AT PITTSBURGH (2-1-0)
 AT PHILADELPHIA (1-0-0-1)

Nov. 8 - Philadelphia (BOUCHER/Cechmanek) 2 at PITTSBURGH (AUBIN) 5 WG - Kovalev
 Nov. 24 - PITTSBURGH (SNOW) 1 at Philadelphia (Cechmanek) 0 WG - Kovalev
 Jan. 31 - PHILADELPHIA (CECHMANEK) 5 at Pittsburgh (Aubin) 1 WG - Hull
 Feb. 7 - Philadelphia (CECHMANEK/Boucher) 4 at PITTSBURGH (Snow/AUBIN) 9 WG - Jagr
 Apr. 7 - Pittsburgh (Snow) 3 at PHILADELPHIA (CECHMANEK) 4 WG - Leclair
 *Leclair scored at 4:39 of OT

GOALS AND SHOTS BY PERIOD	1 ST	2 ND	3 RD	OT	TOTAL
PITTSBURGH	10-53	8-48	1-39	0-0	19-140
PHILADELPHIA	6-55	5-57	3-44	1-3	15-159

GOALTENDERS	GP	MP	GF	GA	ENG	SO	GAA	SH	SV%	W-L-T
Snow	3	144:39	7	7	0	1	2.90	88	.920	1-1-0
Aubin	3	160:00	12	8	0	0	3.00	71	.887	2-1-0
PITTSBURGH TOTALS	5	304:39	19	15	0	1	2.95	159	.905	3-2-0
Cechmanek	5	236:28	13	12	0	0	3.04	103	.883	2-2-0
Boucher	2	66:01	2	7	0	0	6.36	37	.811	0-1-0
PHILADELPHIA TOTALS	5	304:39	15	19	0	0	3.74	140	.864	2-3-0


POWER PLAY GOALS: PITTSBURGH (6 for 19) - Lemieux (3), Jagr (2), Kovalev
 PHILADELPHIA (6 for 29) - Leclair (2), Desjardins, Fedotenko, Gagne, Recchi

SHORT-HANDED GOALS: PITTSBURGH - Kovalev
 PHILADELPHIA - Hull, Manderville

PITTSBURGH	GP	G	A	PTS	PIM	SH	+/-	PHILADELPHIA	GP	G	A	PTS	PIM	SH	+/-
Kovalev	5	7	2	9	8	18	+4	Recchi	4	3	5	8	4	10	+1
Jagr	5	3	6	9	0	24	-3	Gagne	5	1	5	6	0	11	E
Lemieux	3	3	3	6	0	9	-2	Desjardins	5	1	3	4	0	14	-5
Laukkanen	4	0	4	4	2	4	+3	Primeau	4	2	1	3	6	9	-1
Lang	5	0	4	4	0	7	+4	Sykora	4	0	3	3	2	4	-1
Corbet	4	2	1	3	0	10	+3	Leclair	1	2	0	2	0	5	E
Stevens	2	1	2	3	4	9	-1	Hull	5	1	1	2	2	6	E
Straka	5	1	2	3	8	6	+2	Ranheim	5	1	1	2	2	8	+1
Kasparaitis	4	0	3	3	4	3	+1	Langkow	5	0	2	2	0	17	-5
Beranek	2	0	2	2	2	6	+1	White	5	0	2	2	0	2	+1
Hrdina	5	0	2	2	2	2	E	Tocchet	3	1	0	1	2	5	-4
Morozov	5	0	2	2	0	6	+1	Fedoruk	5	1	0	1	14	4	E
Kraft	2	1	0	1	0	3	+1	Fedotenko	5	1	0	1	2	11	-4
Bergevin	3	1	0	1	0	1	E	Manderville	5	1	0	1	0	10	+1
Jonsson	2	0	1	1	2	0	E	Odjick	1	0	1	1	4	+1	
Miller	2	0	1	1	0	5	+1	Williams	2	0	1	1	0	2	-2
Siegr	2	0	1	1	2	2	+2	McGillis	5	0	1	1	16	15	-2
Norton	3	0	1	1	2	3	E	Therien	5	0	1	1	4	8	+1
Dollas	1	0	0	0	2	1	E	Plante	1	0	0	0	0	0	E
Lacouture	1	0	0	0	0	0	E	Stevens	1	0	0	0	0	2	E
Rozsival	1	0	0	0	2	1	E	Boucher	2	0	0	0	0	0	E
Simicek	1	0	0	0	0	1	E	Delmore	2	0	0	0	0	5	E
Tibbetts	1	0	0	0	5	1	E	Stock	3	0	0	0	16	5	-1
Trebil	1	0	0	0	0	2	+1	McAllister	4	0	0	0	16	2	-1
Ference	2	0	0	0	2	2	E	Cechmanek	5	0	0	0	0	0	E
Primeau	2	0	0	0	19	1	-1	Richardson	5	0	0	0	25	3	-1
Aubin	3	0	0	0	0	0									
Barnaby	3	0	0	0	10	3	-2								
McKenna	3	0	0	0	34	0	-1								
Oliva	3	0	0	0	21	3	-1								
Snow	3	0	0	0	0	0									
Boughner	4	0	0	0	20	1	+5								
Moran	4	0	0	0	6	6	E								
TOTALS	5	19	37	56	157	140		TOTALS	5	15	27	42	115	159	



Phoenix Coyotes



Shane Doan



Team Information

Location: 9375 East Bell Road, Scottsdale, AZ 85260
 Founded: 1972 (Winnipeg-WHA), 1979 (Winnipeg-NHL), 1996 (Phoenix-NHL)
 Chairman and CEO: Steve Ellman
 Managing Partner: Wayne Gretzky
 President: Shawn Hunter
 Executive VP and GM: Cliff Fletcher
 Head Coach: Bob Francis
 Coach's Career NHL Record (Seasons): 74-65-25 (2)
 Assistant Coaches: Rick Bowness, Pat Conacher
 Goaltending Coach: Benoit Allaire
 Strength & Conditioning Coach: Stog Theander
 VP of Media and Player Relations: Richard Nairn
 Director of Media Relations: Rick Braunstein
 Athletic Therapist: Gord Hart
 Equipment Manager: Stan Wilson
 Arena (Capacity): America West Arena (16,210)
 General Office Phone: (480) 473-5500
 Team Colors: Black, Brick Red, Hunter Green Sand, Sienna, Purple
 Radio: KDKB (93.3 FM) and KDUS (1060AM)
 Commercial TV: KTVK Channel 3 and WB Ch. 61
 Cable TV: Fox Sports Net Arizona
 Website: www.PhoenixCoyotes.com

Penguins vs. Coyotes

All-Time NHL Record:
 692-825-228-7
 2000-01 Record/Finish:
 35-27-17-3, Fourth, Pacific Division
 2001 Playoff Record:
 Did not qualify
 2000-01 Top Scorer:
 Jeremy Roenick (30-46-76)
 Stanley Cup Titles:
 None
 All-Time Winnipeg/Phoenix Scorer vs Pittsburgh:
 Dale Hawerchuk (27gp, 18-13-31)
 All-Time Pittsburgh Scorer vs Winnipeg/Phoenix:
 Mario Lemieux (24gp, 19-34-53)
 Longest Winnipeg/Phoenix Win Streak vs Pittsburgh:
 3, Mar. 9, 1986-Jan. 14, 1987
 Longest Pittsburgh Win Streak vs Winnipeg/Phoenix:
 9, Oct. 10, 1979-Dec. 2, 1981
 Longest Winnipeg/Phoenix Undefeated Streak vs Pittsburgh:
 3, Mar. 9, 1986-Jan. 14, 1987 (3-0-0); Mar. 12, 1997-Apr. 7, 1998 (1-0-2)
 Longest Pittsburgh Undefeated Streak vs Winnipeg/Phoenix:
 9, Oct. 10, 1979-Dec. 2, 1981
 Last Pittsburgh Win at Home:
 Dec. 11, 1999 (4-2) (0-0-0 since last win)
 Last Winnipeg/Phoenix Win at Home:
 Jan. 17, 2001 (4-3) (0-0-0 since last win)
 Last Pittsburgh Win at Winnipeg/Phoenix:
 Feb. 16, 1996 (1-0) (0-3-2 since last win)
 Last Phoenix Win at Pittsburgh:
 Apr. 7, 1998 (2-1) (0-2-0 since last win)
 Most Goals by Pittsburgh vs Winnipeg/Phoenix:
 9, Dec. 18, 1990 (P, 9-2); Mar. 5, 1996 (P, 9-4)
 Most Goals by Winnipeg/Phoenix vs Pittsburgh:
 7, Jan. 21, 1985 (W, 7-6); Jan. 20, 1989 (W, 7-3)
 Most Goals by Both Teams:
 13, Jan. 21, 1985 (W, 7-6); Mar. 5, 1996 (P, 9-4)
 Last Pittsburgh Shutout vs Winnipeg/Phoenix:
 Feb. 16, 1996 (1-0) - Tom Barrasso
 Last Winnipeg/Phoenix Shutout vs Pittsburgh:
 Jan. 28, 1992 (4-0) - Bob Essensa
 Last Pittsburgh Hat Trick vs Winnipeg/Phoenix:
 Mar. 5, 1996 - Petr Nedved (4)
 Last Winnipeg/Phoenix Hat Trick vs Pittsburgh:
 Jan. 21, 1985 - Dale Hawerchuk
 Last Pittsburgh Trade with Winnipeg/Phoenix:
 Dec. 28, 1995, Neil Wilkinson to Pittsburgh for Norm Maciver
 Overtime Record vs Pittsburgh:
 3-1-3

Year by Year:

YEAR	TOTAL	HOME	ROAD	GF-GA
1979-80	4-0-0	2-0-0	2-0-0	14-8
1980-81	4-0-0	2-0-0	2-0-0	18-14
1981-82	2-1-0	2-0-0	0-1-0	7-9
1982-83	1-2-0	1-0-0	0-2-0	13-14
1983-84	1-2-0	0-2-0	1-0-0	13-12
1984-85	1-2-0	0-1-0	1-1-0	14-16
1985-86	2-1-0	2-0-0	0-1-0	16-8
1986-87	1-2-0	0-1-0	1-1-0	9-10
1987-88	1-2-0	0-2-0	1-0-0	9-12
1988-89	2-1-0	1-0-0	1-1-0	13-12
1989-90	2-0-1	2-0-0	0-0-1	13-7
1990-91	2-1-0	1-0-0	1-1-0	17-12
1991-92	2-1-0	1-1-0	1-0-0	6-7
1992-93	1-1-0	1-0-0	0-1-0	7-5
1993-94	2-0-0	1-0-0	1-0-0	10-6
1994-95				
1995-96	2-0-0	1-0-0	1-0-0	10-4
1996-97	1-0-1	1-0-0	0-0-1	9-6
1997-98	0-1-1	0-1-0	0-0-1	3-4
1998-99	1-1-0	1-0-0	0-1-0	7-6
1999-00	1-1-0	1-0-0	0-1-0	5-5
2000-01	0-1-0	0-0-0	0-1-0	4-5
TOTAL	33-20-3	20-8-0	13-12-3	217-182

2001 - 02 Season

Dec 1 @ Phoenix - 9:00pm
 Mar 20 @ Pittsburgh - 8:00pm

PITTSBURGH



PENGUINS

2000-2001	GP	W	L	T	OTL	PTS	GF	GA	PPG	SHG	PEN	PIM
PITTSBURGH	1	0	1	0	0	0	4	5	2	0	9	18
PHOENIX	1	1	0	0	0	2	5	4	4	0	6	12

AT PITTSBURGH (0-0-0)
AT PHOENIX (0-1-0)

Jan. 17 - Pittsburgh (Aubin) 4 at PHOENIX (BURKE) 5 WG - Tkachuk

GOALS AND SHOTS BY PERIOD	1 st	2 nd	3 rd	OT	TOTAL
PITTSBURGH	1-11	0-7	3-6	0-0	4-24
PHOENIX	0-9	2-4	3-16	0-0	5-29

GOALTENDERS	GP	MP	GF	GA	ENG	SO	GAA	SH	SV%	W-L-T
Aubin	1	58:51	4	5	0	0	5.09	29	.828	0-1-0
PITTSBURGH TOTALS	1	60:00	4	5	0	0	5.00	29	.828	0-1-0
Burke	1	59:54	5	4	0	0	4.00	24	.833	1-0-0
PHOENIX TOTALS	1	60:00	5	4	0	0	4.00	24	.833	1-0-0

POWER PLAY GOALS:

PITTSBURGH (2 for 5) - Kovalev, Lang
PHOENIX (4 for 8) - Tkachuk (2), Briere, Juneau

PITTSBURGH	GP	G	A	PTS	PIM	SH	+/-	PHOENIX	GP	G	A	PTS	PIM	SH	+/-
Kovalev	1	2	0	2	0	3	E	Tkachuk	1	2	1	3	2	4	E
Jagr	1	1	1	2	0	4	+1	Briere	1	1	1	2	0	2	-1
Lemieux	1	0	2	0	2	+1		Roenick	1	0	2	2	0	2	E
Lang	1	1	0	1	2	3	E	Wilson	1	0	2	2	0	4	+1
Aubin	1	0	1	1	0	0	E	Juneau	1	1	0	1	0	3	-1
Hrdina	1	0	1	1	0	1	E	May	1	1	0	1	0	2	+1
Jonsson	1	0	1	1	2	1	+1	Doan	1	0	1	1	0	1	E
Straka	1	0	1	1	0	0	E	Lemieux	1	0	1	1	2	0	-1
Barnaby	1	0	0	0	2	0	E	Letowski	1	0	1	1	0	1	+1
Beraneck	1	0	0	0	0	1	E	Nurminen	1	0	1	1	4	1	E
Bergevin	1	0	0	0	2	1	+1	Alatalo	1	0	0	0	0	0	-1
Boughner	1	0	0	0	0	-1		Bouchard	1	0	0	0	0	1	E
Corbet	1	0	0	0	2	1	E	Burke	1	0	0	0	0	0	
Kasparatis	1	0	0	0	2	0	+1	Carney	1	0	0	0	0	2	-1
Laukkanen	1	0	0	0	0	1	-1	Neckar	1	0	0	0	0	1	E
McKenna	1	0	0	0	0	0	E	Suchy	1	0	0	0	0	2	E
Moran	1	0	0	0	2	2	+1	Sullivan	1	0	0	0	2	1	-1
Stevens	1	0	0	0	4	4	+1	Vaananen	1	0	0	0	0	1	-1
Tibbells	1	0	0	0	0	0	E	Ylonen	1	0	0	0	2	1	-1
TOTALS	1	4	7	11	18	24		TOTALS	1	5	10	15	12	29	



St. Louis Blues



**Keith
Tkachuk**



Penguins vs. Blues

All-Time NHL Record:
1165-1114-402-6

2000-01 Record/Finish:
43-22-12-5, Second, Central Division

2001 Playoff Record:
Defeated San Jose, 4-2, WCQF; Defeated Dallas, 4-0, WCSF; Lost to Colorado, 4-1, WCF

2000-01 Top Scorer:
Pierre Turgeon (30-52-82)

Stanley Cup Titles:
None

All-Time St. Louis Scorer vs Pittsburgh:
Bernie Fedarko (41gp, 20-36-56)

All-Time Pittsburgh Scorer vs St. Louis:
Mario Lemieux (23gp, 25-31-56)

Longest St. Louis Win Streak vs Pittsburgh:
5, Jan. 2, 1973-Dec. 28, 1973; Dec. 5, 1981-Oct. 4, 1983

Longest Pittsburgh Win Streak vs St. Louis:
4, Feb. 3, 1972-Nov. 22, 1972; Jan. 26, 1998-Jan. 19, 2000

Longest St. Louis Undeclared Streak vs Pittsburgh:
10, Mar. 7, 1970-Apr. 4, 1971 (5-0-5)

Longest Pittsburgh Undeclared Streak vs St. Louis:
4, Feb. 3, 1972-Nov. 22, 1972 (4-0-0); Feb. 21, 1978-Dec. 13, 1978 (2-0-2); Jan. 26, 1998-Jan. 19, 2000 (4-0-0)

Last Pittsburgh Win at Home:
Mar. 31, 2001 (5-3) (0-0-0 since last win)

Last St. Louis Win at Home:
Nov. 16, 2000 (4-3) (0-0-0 since last win)

Last Pittsburgh Win at St. Louis:
Dec. 12, 1998 (4-3) (0-1-0 since last win)

Last St. Louis Win at Pittsburgh:
Nov. 8, 1990 (3-2) (0-9-1 since last win)

Most Goals by Pittsburgh vs St. Louis:
10, Nov. 22, 1972 (P, 10-4)

Most Goals by St. Louis vs Pittsburgh:
9, Jan. 31, 1968 (SL, 9-4); Oct. 18, 1989 (SL, 9-3)

Most Goals by Both Teams:
14, Nov. 22, 1972 (P, 10-4)

Last Pittsburgh Shutout vs St. Louis:
Dec. 19, 1996 (4-0) - Ken Wreggott

Last St. Louis Shutout vs Pittsburgh:
Dec. 31, 1983 (2-0) - Mike Lut

Last Pittsburgh Hat Trick vs St. Louis:
Dec. 19, 1995 - Mario Lemieux

Last St. Louis Hat Trick vs Pittsburgh:
Oct. 18, 1989 - Brett Hull

Last Pittsburgh Trade with St. Louis:
Dec. 28, 2000, Marc Bergevin to Pittsburgh for Dan Trebil

Overtime Record vs Pittsburgh:
0-0-6

Team Information

Location: Savvis Center, 1401 Clark Avenue, St. Louis, MO 63103

Founded: 1967

Owner & Chairman: Bill Laurie

President & CEO: Mark Sauer

Senior VP & General Manager: Larry Pleau

VP and Director of Hockey Operations: John Ferguson, Jr.

Head Coach: Joel Quenneville

Coach's Career NHL Record (Seasons):
194-123-51 (5)

Assistant Coaches: Jim Roberts, Mike Kitchen

Goaltending Coach: Keith Allain

Athletic Trainer: Ray Barile

Equipment Manager: Bert Godin

Director of Communications: Frank Buonomo

Asst. Dir. of Communications: Stan Richardson

Asst. Dir. of Communications: Greg Franklin

Arena (Capacity): Savvis Center (19,022)

General Office Phone: (314) 622-2500

Team Colors: White, Navy and Gold

Radio: KTRS 550 AM

Commercial TV: KPLR-TV (WB 11)

Cable TV: Fox Sports Midwest

Website: www.stlouisblues.com

Year by Year

YEAR	TOTAL	HOME	ROAD	GF-GA
1967-68	4-6-0	2-3-0	2-3-0	25-33
1968-69	3-4-1	2-2-0	1-2-1	15-16
1969-70	1-5-2	1-1-2	0-4-0	11-28
1970-71	0-3-3	0-1-2	0-2-1	13-16
1971-72	3-3-0	1-2-0	2-1-0	17-13
1972-73	3-2-0	2-0-0	1-2-0	25-20
1973-74	2-3-1	1-1-1	1-2-0	19-19
1974-75	1-1-2	1-0-1	0-1-1	11-13
1975-76	2-2-0	1-1-0	1-1-0	17-14
1976-77	3-1-0	2-0-0	1-1-0	17-13
1977-78	2-1-1	1-0-1	1-1-0	13-11
1978-79	2-1-1	1-0-1	1-1-0	16-16
1979-80	1-2-1	1-1-0	0-1-1	12-14
1980-81	2-2-0	2-0-0	0-2-0	19-19
1981-82	1-2-0	1-0-0	0-2-0	9-10
1982-83	0-3-0	0-2-0	0-1-0	11-16
1983-84	0-2-1	0-0-1	0-2-0	7-11
1984-85	1-2-0	1-1-0	0-1-0	10-15
1985-86	2-1-0	0-1-0	2-0-0	16-11
1986-87	1-0-2	1-0-1	0-0-1	13-12
1987-88	0-3-0	0-1-0	0-2-0	10-22
1988-89	1-1-1	1-0-1	0-1-0	15-9
1989-90	0-3-0	0-1-0	0-2-0	10-22
1990-91	1-2-0	1-1-0	0-1-0	9-10
1991-92	1-1-0	1-0-0	0-1-0	5-7
1992-93	1-1-0	1-0-0	0-1-0	12-10
1993-94	0-0-2	0-0-1	0-0-1	6-6
1994-95				
1995-96	1-1-0	1-0-0	0-1-0	10-7
1996-97	2-0-0	1-0-0	1-0-0	8-2
1997-98	1-1-0	1-0-0	0-1-0	5-6
1998-99	2-0-0	1-0-0	1-0-0	6-4
1999-00	1-0-0	1-0-0	0-0-0	3-1
2000-01	1-1-0	1-0-0	0-1-0	8-7
TOTAL	46-60-18	31-19-12	15-41-6	403-427

2001 - 02 Schedule

Oct 20 @ St. Louis - 8:00pm
Jan 12 @ Pittsburgh - 1:00pm



2000-2001	GP	W	L	T	OTL	PTS	GF	GA	PPG	SHG	PEN	PIM
PITTSBURGH	2	1	1	0	0	2	8	7	4	0	16	46
ST. LOUIS	2	1	1	0	0	2	7	8	3	0	14	34

AT PITTSBURGH (1-0-0)
AT ST. LOUIS (0-1-0)

Nov. 16 - Pittsburgh (Snow) 3 at ST. LOUIS (TUREK) 4. WG - Turgeon
Mar. 31 - St. Louis (Johnson) 3 at PITTSBURGH (HEDBERG) 5. WG - Lemieux

GOALS AND SHOTS BY PERIOD	1 ST	2 ND	3 RD	OT	TOTAL
PITTSBURGH	1-7	2-14	5-18	0-0	8-39
ST. LOUIS	2-28	4-23	1-17	0-0	7-68

GOALTENDERS	GP	MP	GF	GA	ENG	SO	GAA	SH	SV%	W-L-T
Hedberg	1	59:56	5	3	0	0	3.00	34	.912	1-0-0
Snow	1	59:15	3	4	0	0	4.05	34	.882	0-1-0
PITTSBURGH TOTALS	2	120:00	8	7	0	0	3.50	68	.897	1-1-0
Turek	1	60:00	4	3	0	0	3.00	20	.850	1-0-0
Johnson	1	59:24	3	4	1	0	4.04	18	.778	0-1-0
ST. LOUIS TOTALS	2	120:00	7	8	1	0	4.00	39	.794	1-1-0

POWER PLAY GOALS:

PITTSBURGH (4 for 8) - Corbet, Ference, Kovalev, Lemieux
ST. LOUIS (3 for 9) - Turgeon (2), Corso

PITTSBURGH	GP	G	A	PTS	PIM	SH	+/-	ST. LOUIS	GP	G	A	PTS	PIM	SH	+/-
Jagr	2	2	3	5	0	5	+2	Turgeon	2	2	2	4	2	5	E
Straka	2	0	4	4	0	1	-1	Young	2	0	3	3	2	7	E
Kovalev	2	2	1	3	0	6	-1	Corso	1	2	0	2	0	5	E
Lemieux	1	1	2	3	0	3	+2	Demitra	2	0	2	2	4	5	E
Ference	2	1	1	2	2	2	E	MacInnis	2	0	2	2	0	9	-2
Corbet	1	1	0	1	14	3	-1	Handzus	1	1	0	1	0	3	+1
Miller	1	1	0	1	0	2	E	Tkachuk	1	1	0	1	2	5	E
Kraft	1	0	1	1	2	1	E	Drake	2	1	0	1	7	3	+1
Melichar	1	0	1	1	2	1	E	Chebaturkin	1	0	1	1	0	0	+1
Kasparaitis	2	0	1	1	0	2	+1	Hecht	1	0	1	1	0	5	+1
Barnaby	1	0	0	0	4	0	E	Pronger	1	0	1	1	0	1	E
Bergevin	1	0	0	0	0	0	+1	Eastwood	2	0	1	1	2	0	E
Boughner	1	0	0	0	0	1	E	Barteko	1	0	0	0	0	2	-1
Dollas	1	0	0	0	0	0	-1	Conroy	1	0	0	0	0	2	E
Hedberg	1	0	0	0	0	0	0	Gusarov	1	0	0	0	0	1	E
Jonsson	1	0	0	0	0	0	E	Johnson	1	0	0	0	0	0	0
Lacouture	1	0	0	0	5	0	E	Low	1	0	0	0	2	0	-1
McKenna	1	0	0	0	0	0	E	Nash	1	0	0	0	0	0	E
Moran	1	0	0	0	2	2	E	Reirden	1	0	0	0	0	2	E
Norton	1	0	0	0	0	0	-1	Simpson	1	0	0	0	0	1	-1
Primeau	1	0	0	0	0	0	E	Stillman	1	0	0	0	0	0	E
Rozsival	1	0	0	0	2	0	E	Turek	1	0	0	0	0	0	0
Slegr	1	0	0	0	0	0	E	Hill	2	0	0	0	0	2	+1
Snow	1	0	0	0	0	0	0	Khavanov	2	0	0	0	2	4	+1
Tibbetts	1	0	0	0	5	0	E	Mayers	2	0	0	0	7	3	-1
Beraneck	2	0	0	0	2	3	E	Reasoner	2	0	0	0	0	3	-1
Hrdina	2	0	0	0	4	3	E	Salvador	2	0	0	0	4	0	E
Lang	2	0	0	0	0	2	E								
Morozov	2	0	0	0	0	2	-1								
TOTALS	2	8	14	22	46	39		TOTALS	2	7	13	20	34	68	



San Jose Sharks



Owen Nolan



Team Information

Location: Compaq Center, 525 West Santa Clara St., San Jose, CA 95113
Founded: 1991
Owner and Chairman: George Gund, III
President & CEO: Greg Jamison
Executive VP & General Manager: Dean Lombardi
Assistant GM: Wayne Thomas
Head Coach: Darryl Sutter
Coach's Career NHL Record (Seasons): 250-218-76 (7)
Assistant Coaches: Rich Preston, Lorne Molleken
Goaltender Coach: Warren Strelow
Equipment Manager: Mike Aldrich
Head Athletic Trainer: Ray Tufts
Director of Media Relations: Ken Arnold
Arena (Capacity): Compaq Center (17,496)
General Office Phone: (408) 287-7070
Team Colors: Deep Pacific Teal, Gray, Burnt Orange, Black
Radio: KFOX 98.5
Cable TV: Fox Sports Net
Website: www.sjsharks.com

Penguins vs. Sharks

All-Time NHL Record:
 267-426-92-10
2000-01 Record/Finish:
 40-27-12-3, Second, Pacific Division
2001 Playoff Record:
 Lost to St. Louis, 4-2, WCQF
2000-01 Top Scorer:
 Teemu Selanne (33-39-72)
Stanley Cup Titles:
 None
All-Time San Jose Scorer vs Pittsburgh:
 Owen Nolan (9gp, 4-7-11)
All-Time Pittsburgh Scorer vs San Jose:
 Mario Lemieux (11gp, 14-23-42)
Longest San Jose Win Streak vs Pittsburgh:
 2, Apr. 1, 1998-Jan. 15, 1999; Dec. 2, 1999-Nov. 1, 2000
Longest Pittsburgh Win Streak vs San Jose:
 5, Dec. 5, 1991-Mar. 23, 1993
Longest San Jose Undefeated Streak vs Pittsburgh:
 4, Apr. 1, 1998-Dec. 2, 1999 (3-0-1); Jan. 15, 1999-Nov. 1, 2000 (3-0-1)
Longest Pittsburgh Undefeated Streak vs San Jose:
 8, Dec. 5, 1991-Nov. 10, 1995 (6-0-2)
Last Pittsburgh Win at Home:
 Dec. 21, 1996 (3-1) (0-2-0 since last win)
Last San Jose Win at Home:
 Nov. 1, 2000 (3-2) (0-0-0 since last win)
Last Pittsburgh Win at San Jose:
 Oct. 22, 1997 (5-2) (0-2-1 since last win)
Last San Jose Win at Pittsburgh:
 Dec. 2, 1999 (5-2) (0-0-0 since last win)
Most Goals by Pittsburgh vs San Jose:
 10, Dec. 17, 1991 (P, 10-2)
Most Goals by San Jose vs Pittsburgh:
 10, Jan. 13, 1996 (SJ, 10-0)
Most Goals by Both Teams:
 16, Jan. 13, 1996 (SJ, 10-8)
Last Pittsburgh Shutout vs San Jose:
 Dec. 13, 1996 - Patrick Lalime
Last San Jose Shutout vs Pittsburgh:
 None
Last Pittsburgh Hat Trick vs San Jose:
 Nov. 10, 1995 - Ron Francis
Last San Jose Hat Trick vs Pittsburgh:
 Jan. 13, 1996 - Ray Sheppard
Last Pittsburgh Trade with San Jose:
 Mar. 12, 2001, Johan Hedberg and Bobby Dollas to Pittsburgh for Jeff Norton
Overtime Record vs Pittsburgh:
 0-0-3

Year by Year

YEAR	TOTAL	HOME	ROAD	GF-GA
1991-92	3-0-0	1-0-0	2-0-0	25-5
1992-93	2-0-0	1-0-0	1-0-0	16-6
1993-94	0-0-2	0-0-1	0-0-1	5-5
1994-95				
1995-96	1-1-0	0-1-0	1-0-0	17-11
1996-97	2-0-0	1-0-0	1-0-0	7-1
1997-98	1-1-0	0-1-0	1-0-0	7-5
1998-99	0-1-0	0-0-0	0-1-0	2-3
1999-00	0-1-1	0-1-0	0-0-1	3-6
2000-01	0-1-0	0-0-0	0-1-0	2-3
TOTAL	9-5-3	3-3-1	6-2-2	84-45

2001 - 02 Schedule

Nov 29 @ San Jose - 10:30pm
Jan 30 @ Pittsburgh - 7:30pm





2000-2001	GP	W	L	T	OTL	PTS	GF	GA	PPG	SHG	PEN	PIM
PITTSBURGH	1	0	1	0	0	0	2	3	2	0	5	10
SAN JOSE	1	1	0	0	0	2	3	2	0	0	6	12

AT PITTSBURGH (0-0-0)
 AT SAN JOSE (0-1-0)

Nov. 1 - Pittsburgh (Aubin) 2 at SAN JOSE (NABOKOV) 3

WG - Friesen

GOALS AND SHOTS BY PERIOD	1 st	2 nd	3 rd	OT	TOTAL
PITTSBURGH	1-13	1-5	0-8	0-0	2-26
SAN JOSE	0-12	2-7	1-14	0-0	3-33

GOALTENDERS	GP	MP	GF	GA	ENG	SO	GAA	SH	SV%	W-L-T
Aubin	1	59:23	2	3	0	0	3.03	33	.909	0-1-0
PITTSBURGH TOTALS	1	60:00	2	3	0	0	3.00	33	.909	0-1-0
Nabokov	1	59:51	3	2	0	0	2.00	26	.923	1-0-0
SAN JOSE TOTALS	1	60:00	3	2	0	0	2.00	26	.923	1-0-0


POWER PLAY GOALS:

PITTSBURGH (2 for 6) - Kovalev, Simicek
 SAN JOSE (0 for 5)

PITTSBURGH	GP	G	A	PTS	PIM	SH	+/-	SAN JOSE	GP	G	A	PTS	PIM	SH	+/-
Kovalev	1	1	1	2	0	3	-1	Friesen	1	1	1	2	0	2	+2
Simicek	1	1	0	1	2	2	-1	Dampousse	1	0	2	2	2	1	+2
Jagr	1	0	1	1	0	5	-1	Harvey	1	0	2	2	0	0	+2
Lang	1	0	1	1	0	0	-1	Korolyuk	1	1	0	1	0	4	+1
Straka	1	0	1	1	0	6	E	Marleau	1	1	0	1	0	2	+1
Aubin	1	0	0	0	0	0	0	Granato	1	0	0	0	0	0	E
Barnaby	1	0	0	0	0	0	-1	Heins	1	0	0	0	2	2	+2
Beranek	1	0	0	0	0	1	-2	Marchment	1	0	0	0	4	2	+3
Boughner	1	0	0	0	4	1	-1	Matteau	1	0	0	0	0	0	E
Corbet	1	0	0	0	0	1	E	Nabokov	1	0	0	0	0	0	E
Hrdina	1	0	0	0	0	3	E	Ragnarsson	1	0	0	0	0	0	E
Jonsson	1	0	0	0	0	1	-1	Rathje	1	0	0	0	4	0	E
Kasparaitis	1	0	0	0	0	0	-1	Ricci	1	0	0	0	0	2	E
Kraft	1	0	0	0	0	2	E	Smith	1	0	0	0	0	0	E
Laukkanen	1	0	0	0	4	0	-2	Stuart	1	0	0	0	0	3	E
Miller	1	0	0	0	0	0	E	Sturm	1	0	0	0	0	2	+1
Morozov	1	0	0	0	0	0	-1	Sundstrom	1	0	0	0	0	3	E
Rozsival	1	0	0	0	0	0	-1	Suter	1	0	0	0	0	3	+1
Siegr	1	0	0	0	0	1	-1	Thornton	1	0	0	0	0	4	E
TOTALS	1	2	4	6	10	26		TOTALS	1	3	5	8	12	33	



Tampa Bay Lightning



Brad Richards



Team Information

Location: 401 Channelside Drive, Tampa, FL 33602
 Founded: 1990
 Owner & Governor: Palace Sports Entertainment
 Majority Owner: William Davidson
 CEO & Governor: Tom Wilson
 President: Ron Campbell
 Vice President & General Manager: Rick Dudley
 Assistant GM: Jay Feaster
 Head Coach: John Tortorella
 Coach's Career NHL Record (Seasons): 12-35-1 (2)
 Associate Coach: Craig Ramssay
 Goaltending Coach: Jeff Reese
 Head Trainer: Dave Boyer
 Equipment Manager: Ray Thill
 Vice President of Public Relations: Bill Wickett
 Director of Public Relations: Jay Preble
 Media Relations Manager: Jay Levin
 Arena (Capacity): Ice Palace (19,758)
 General Office Phone: (813) 301-8500
 Team Colors: Blue, black and silver
 Radio: WDAE 620AM
 Commercial TV: WTTC-38
 Cable TV: Sunshine Network
 Website: www.tampabaylightning.com

Penguins vs. Lightning

All-Time NHL Record:
 219-407-77-12
2000-01 Record/Finish:
 24-47-6-5, Fifth, Southeast Division
2001 Playoff Record:
 Did not qualify
2000-01 Top Scorer:
 Brad Richards (21-41-62)
Stanley Cup Titles:
 None
All-Time Tampa Bay Scorer vs Pittsburgh:
 Brian Bradley (16gp, 8-9-15)
All-Time Pittsburgh Scorer vs Tampa Bay:
 Jaromir Jagr (33gp, 20-19-39)
Longest Tampa Bay Win Streak vs Pittsburgh:
 2, Nov. 6, 1999-Nov. 18, 1999
Longest Pittsburgh Win Streak vs Tampa Bay:
 5, Dec. 11, 1993-Feb. 4, 1995
Longest Tampa Bay Undeclared Streak vs Pittsburgh:
 2, 3 times - last time, Dec. 21, 2000-Mar. 17-2001 (1-0-1)
Longest Pittsburgh Undeclared Streak vs Tampa Bay:
 5, Dec. 11, 1993-Feb. 4, 1995 (5-0-0)
Last Pittsburgh Win at Home:
 Apr. 4, 2001 (4-2) (0-0-0 since last win)
Last Tampa Bay Win at Home:
 Mar. 17, 2001 (5-1) (0-0-0 since last win)
Last Pittsburgh Win at Tampa Bay:
 Mar. 17, 1999 (2-0) (0-3-1 since last win)
Last Tampa Bay Win at Pittsburgh:
 Nov. 6, 1999 (7-4) (0-3-0 since last win)
Most Goals by Pittsburgh vs Tampa Bay:
 10, Nov. 1, 1995 (P, 10-0-0)
Most Goals by Tampa Bay vs Pittsburgh:
 7, Nov. 6, 1999 (TB, 7-4)
Most Goals by Both Teams:
 11, Dec. 21, 1993 (P, 8-3); Nov. 6, 1999 (TB, 7-4)
Last Pittsburgh Shutout vs Tampa Bay:
 Mar. 17, 1998 (2-0) - Jean-Sebastien Aubin
Last Tampa Bay Shutout vs Pittsburgh:
 Oct. 21, 1998 (5-0) - Darren Puppa
Last Pittsburgh Hat Trick vs Tampa Bay:
 None
Last Tampa Bay Hat Trick vs Pittsburgh:
 Nov. 8, 1996 - Dino Ciccarelli
Last Pittsburgh Trade with Tampa Bay:
 Feb. 1, 2001 - Wayne Primeau to Pittsburgh Matthew Barnaby
Overtime Record vs Pittsburgh:
 1-1-4

Year by Year

YEAR	TOTAL	HOME	ROAD	GF-GA
1992-93	1-0-1	0-0-1	1-0-0	8-7
1993-94	3-1-0	2-0-0	1-1-0	18-10
1994-95	2-1-0	1-1-0	1-0-0	13-10
1995-96	3-1-0	2-0-0	1-1-0	18-9
1996-97	1-2-1	1-1-0	0-1-1	18-16
1997-98	3-0-1	1-0-1	2-0-0	14-4
1998-99	4-1-0	2-0-0	2-1-0	15-10
1999-00	1-3-0	1-1-0	0-2-0	10-14
2000-01	2-1-1	2-0-0	0-1-1	9-10
TOTAL	20-10-4	12-3-2	8-7-2	123-90

2001 - 02 Schedule

Nov 3 @ Pittsburgh - 7:30pm
Nov 10 @ Tampa Bay - 7:30pm
Jan 23 @ Pittsburgh - 7:30pm
Apr 4 @ Tampa Bay - 7:30pm





2000-2001	GP	W	L	T	OTL	PTS	GF	GA	PPG	SHG	PEN	PIM
PITTSBURGH	4	2	1	1	0	5	9	10	2	0	20	43
TAMPA BAY	4	1	2	1	0	3	10	9	2	2	28	67

AT PITTSBURGH (2-0-0)
 AT TAMPA BAY (0-1-1)

Oct. 13 - Tampa Bay (Weeks) 2 at PITTSBURGH (AUBIN) 3
 Dec. 21 - Pittsburgh (Snow) 1 at Tampa Bay (Weekes) 1
 Mar. 17 - Pittsburgh (Hedberg) 1 at TAMPA BAY (WEEKES) 5
 Apr. 4 - Tampa Bay (Weekes) 2 at PITTSBURGH (HEDBERG) 4

WG - Jagr
 TG - Jagr
 WG - St. Louis
 WG - Jagr

GOALS AND SHOTS BY PERIOD	1 ST	2 ND	3 RD	OT	TOTAL
PITTSBURGH	1-39	3-44	5-42	0-3	9-128
TAMPA BAY	3-22	2-41	5-36	0-3	10-102

GOALTENDERS	GP	MP	GF	GA	ENG	SO	GAA	SH	SV%	W-L-T
Snow	1	65:00	1	1	0	0	0.92	32	.969	0-0-1
Aubin	1	60:00	3	2	0	0	2.00	25	.920	1-0-0
Hedberg	2	120:00	5	7	0	0	3.50	45	.844	1-1-0
PITTSBURGH TOTALS	4	245:00	9	10	0	0	2.44	102	.901	2-1-1
Weekes	4	243:22	10	8	1	0	1.97	127	.937	1-2-1
TAMPA BAY TOTALS	4	245:00	10	9	1	0	2.20	128	.929	1-2-1

POWER PLAY GOALS:

PITTSBURGH (2 for 23) - Jagr (2)
 TAMPA BAY (2 for 15) - Lecavaller, St. Louis

SHORT-HANDED GOALS:

TAMPA BAY (2) - Kubina, St. Louis

PITTSBURGH	GP	G	A	PTS	PIM	SH	+/-	TAMPA BAY	GP	G	A	PTS	PIM	SH	+/-
Jagr	4	4	0	4	2	18	-1	Lecavaller	4	4	1	5	21	13	+1
Lang	4	0	4	4	4	11	E	St. Louis	4	2	1	3	0	9	+1
Kovalev	4	2	1	3	0	17	-2	Holzinger	3	1	1	2	4	5	+2
Lermieux	2	1	2	3	0	9	-1	Kubina	4	1	1	2	4	7	+1
Barnaby	1	1	0	1	0	2	E	Warriner	2	0	2	2	0	5	-1
Morozov	4	1	0	1	0	5	E	Astashenko	1	1	0	1	0	1	+1
Laukkanen	1	0	1	1	0	1	E	Kudroc	1	1	0	1	0	1	+1
Petersen	1	0	1	1	0	2	+1	Afanasenkov	1	0	1	1	0	0	+1
Ference	2	0	1	1	0	4	E	Muir	1	0	1	1	2	1	E
Miller	2	0	1	1	0	1	+1	Aucoin	2	0	1	1	2	3	-1
Primeau	2	0	1	1	2	7	-1	Ekman	2	0	1	1	4	1	E
Siegr	2	0	1	1	4	3	+1	Kharitonov	2	0	1	1	0	3	E
Jonsson	3	0	1	1	0	1	+1	Mara	2	0	1	1	0	3	E
Straka	4	0	1	1	2	8	E	Zyuzin	3	0	1	1	4	11	-1
Aubin	1	0	0	0	0	0		Cullimore	4	0	1	1	4	4	+2
Dollas	1	0	0	0	0	0	E	Johnson	4	0	1	1	2	5	-1
Kucera	1	0	0	0	0	2	E	Richards	4	0	1	1	0	3	+1
Lacouture	1	0	0	0	0	1	E	Drulia	1	0	0	0	0	3	-1
Melichar	1	0	0	0	0	0	E	Elich	1	0	0	0	0	0	E
Norton	1	0	0	0	2	0	E	Galanov	1	0	0	0	0	1	-1
Oliwa	1	0	0	0	0	1	-1	Keefe	1	0	0	0	0	0	-1
Snow	1	0	0	0	0	0		Martins	1	0	0	0	0	0	E
Stevens	1	0	0	0	2	0	-1	Svoboda	1	0	0	0	4	1	-1
Trebil	1	0	0	0	0	1	-1	Barnaby	2	0	0	0	2	1	E
Bergevin	2	0	0	0	4	0	-2	Clymer	2	0	0	0	0	3	-1
Hedberg	2	0	0	0	0	0		Dwyer	2	0	0	0	0	1	E
Kraft	2	0	0	0	0	3	+1	Emmons	2	0	0	0	0	0	+1
McKenna	2	0	0	0	0	0	E	Johnson	2	0	0	0	2	3	-1
Moran	2	0	0	0	0	7	+2	Neckar	2	0	0	0	4	1	+1
Hozsival	2	0	0	0	2	2	E	Primeau	2	0	0	0	0	2	-1
Simicek	2	0	0	0	4	0	E	Modin	4	0	0	0	0	9	-1
Tibbetts	2	0	0	0	0	1	E	Sarich	4	0	0	0	4	2	E
Beranek	3	0	0	0	5	9	+1	Weekes	4	0	0	0	0	0	
Boughner	3	0	0	0	8	2	-2								
Kasparaitis	3	0	0	0	2	5	E								
Hrdina	4	0	0	0	0	5	E								
TOTALS	4	9	15	24	43	128		TOTALS	4	10	16	26	67	128	



Toronto Maple Leafs



Mats Sundin



Team Information

Location: 40 Bay Street, Suite 400, Toronto, Ontario M5J 2X2
 Founded: 1927
 Chairmen of the Board & Governor: Steve Stavro
 President: Ken Dryden
 General Manager/Head Coach: Pat Quinn
 Coach's Career NHL Record (Seasons): 484-377-123 (15)
 Director Player Personnel: Mike Penny
 Assistant to the President: Bill Watters
 Assistant Coaches: Keith Acton, Rick Ley
 Head Athletic Therapist: Chris Broadhurst
 Equipment Manager: Brian Papineau
 Director, Media Relations: Pat Park
 Coordinators, Media Relations: Dave Griffiths, Raid Mitchell
 Arena (Capacity): Air Canada Centre (18,819)
 General Office Phone: (416) 815-5700
 Team Colors: Blue and White
 Radio: Mojo Radio (640 AM)
 Commercial TV: CBC, TSN, CTV Sportsnet
 Website: www.mapleleafs.com

Penguins vs. Maple Leafs

All-Time NHL Record:
 2286-2253-756-8
 2000-01 Record/Finish:
 37-29-11-5, Third, Northeast Division
 2001 Playoff Record:
 Defeated Ottawa 4-0, ECOF; Lost to New Jersey 4-3, ECSF
 2000-01 Top Scorer:
 Mats Sundin (28-46-74)
 Stanley Cup Titles:
 13 (1918, 1922, 1932, 1942, 1945, 1947-49, 1951, 1962-64 and 1967)
 All-Time Toronto Scorer vs Pittsburgh:
 Darryl Sittler (53gp, 29-37-66)
 All-Time Pittsburgh Scorer vs Toronto:
 Mario Lemieux (25gp, 28-37-65)
 Longest Toronto Win Streak vs Pittsburgh:
 4, Feb. 17, 1971-Dec. 28, 1971
 Longest Toronto Win Streak vs Toronto:
 6, Dec. 30, 1974-Feb. 19, 1976
 Longest Toronto Undefeated Streak vs Pittsburgh:
 8, Jan. 13, 1968-Mar. 1, 1969 (4-0-4)
 Longest Pittsburgh Undefeated Streak vs Toronto:
 6, Dec. 30, 1974-Feb. 19, 1976 (6-0-0)
 Last Pittsburgh Win at Home:
 Dec. 27, 2000 (5-0) (0-0-0 since last win)
 Last Toronto Win at Home:
 Dec. 9, 2000 (5-1) (0-0-0 since last win)
 Last Pittsburgh Win at Toronto:
 Apr. 5, 2000 (0-1-0 since last win)
 Last Toronto Win at Pittsburgh:
 Dec. 13, 2000 (7-4) (0-1-0 since last win)
 Most Goals by Pittsburgh vs Toronto:
 12, Dec. 26, 1991 (P, 12-1)
 Most Goals by Toronto vs Pittsburgh:
 9, Jan. 7, 1980 (T, 9-5)
 Most Goals by Both Teams:
 15, Feb. 21, 1991 (P, 11-4)
 Last Pittsburgh Shutout vs Toronto:
 Dec. 27, 2000 (5-0) - Garth Snow
 Last Toronto Shutout vs Pittsburgh:
 Oct. 29, 1987 (4-0) - Allan Bester
 Last Pittsburgh Hat Trick vs Toronto:
 Feb. 16, 1992 - Joe Mullen
 Last Toronto Hat Trick vs Pittsburgh:
 Mar. 5, 1980 - Darryl Sittler
 Last Pittsburgh Trade with Toronto:
 July 8, 1995, Dimitri Mironov and second round draft choice in 1995 to Pittsburgh for Larry Murphy
 Overtime Record vs Pittsburgh:
 2-1-3

Year by Year

YEAR	TOTAL	HOME	ROAD	GF-GA
1967-68	2-1-1	1-0-1	1-1-0	9-14
1968-69	0-3-3	0-2-1	0-1-2	11-19
1969-70	2-2-2	1-0-2	1-2-0	14-19
1970-71	2-3-1	2-1-0	0-2-1	18-18
1971-72	2-4-0	1-2-0	1-2-0	13-14
1972-73	2-2-1	2-1-0	0-1-1	18-17
1973-74	1-3-1	0-2-0	1-1-1	13-20
1974-75	4-1-0	2-0-0	2-1-0	31-21
1975-76	4-1-0	3-0-0	1-1-0	32-18
1976-77	2-1-2	1-1-0	1-0-2	19-16
1977-78	3-2-0	1-2-0	2-0-0	17-22
1978-79	1-3-0	1-1-0	0-2-0	10-19
1979-80	2-2-0	1-1-0	1-1-0	18-20
1980-81	1-2-1	1-1-0	0-1-1	15-16
1981-82	0-1-2	0-1-1	0-0-1	10-12
1982-83	1-2-0	1-0-0	0-2-0	8-15
1983-84	1-1-1	1-1-0	0-0-1	8-7
1984-85	2-1-0	0-1-0	2-0-0	12-9
1985-86	3-0-0	2-0-0	1-0-0	18-9
1986-87	1-2-0	1-0-0	0-2-0	12-13
1987-88	2-1-0	1-1-0	1-0-0	9-9
1988-89	2-1-0	1-0-0	1-1-0	16-10
1989-90	1-2-0	1-1-0	0-1-0	17-21
1990-91	2-1-0	1-0-0	1-1-0	20-15
1991-92	2-1-0	2-0-0	0-1-0	22-8
1992-93	0-1-1	0-0-1	0-1-0	5-7
1993-94	0-1-1	0-1-0	0-0-1	6-8
1994-95				
1995-96	1-1-0	1-0-0	0-1-0	9-7
1996-97	2-0-0	1-0-0	1-0-0	12-6
1997-98	2-0-0	1-0-0	1-0-0	8-1
1998-99	2-2-0	1-1-0	1-1-0	13-13
1999-00	3-1-0	2-0-0	1-1-0	14-8
2000-01	1-2-0	1-1-0	0-1-0	10-12
TOTAL	56-51-17	35-22-6	21-29-11	467-445

2001 - 02 Schedule

Oct 27 @ Toronto - 7:00pm
 Nov 1 @ Pittsburgh - 7:00pm
 Dec 4 @ Toronto - 7:30pm
 Apr 12 @ Pittsburgh - 7:30pm

PITTSBURGH



PENGUINS

2000-2001	GP	W	L	T	OTL	PTS	GF	GA	PPG	SHG	PEN	PIM
PITTSBURGH	3	1	2	0	0	2	10	12	2	2	18	50
TORONTO	3	2	1	0	0	4	12	10	2	0	19	44

AT PITTSBURGH (1-1-0)
AT TORONTO (0-1-0)

Dec. 9 - Pittsburgh (Snow) 1 at TORONTO (JOSEPH) 5 WG - Tucker
Dec. 13 - TORONTO (JOSEPH) 7 at Pittsburgh (SNOW/Parent) 4 WG - Markov
Dec. 27 - Toronto (Joseph) 0 at PITTSBURGH (SNOW) 5 WG - Jagr

GOALS AND SHOTS BY PERIOD	1 ST	2 ND	3 RD	OT	TOTAL
PITTSBURGH	4-40	4-32	2-24	0-0	10-96
TORONTO	2-21	5-32	2-42	0-0	12-95

GOALTENDERS	GP	MP	GF	GA	ENG	SO	GAA	SH	SV%	W-L-T
Parent	1	16:18	1	0	1	0	0.00	4	1.000	0-0-0
Snow	3	162:03	9	11	0	1	4.07	90	.878	1-2-0
PITTSBURGH TOTALS	3	180:00	10	12	1	1	4.00	95	.873	1-2-0
Joseph	3	180:00	12	10	0	0	3.33	96	.896	2-1-0
TORONTO TOTALS	3	180:00	12	10	0	0	3.33	96	.896	2-1-0

POWER PLAY GOALS:

PITTSBURGH (2 for 13) -- Kovalev, Straka
TORONTO (2 for 11) -- Sundin, Yushkevich


SHORT-HANDED GOALS:

PITTSBURGH (2) - Jagr, Kovalev

PITTSBURGH	GP	G	A	PTS	PIM	SH	+/-	TORONTO	GP	G	A	PTS	PIM	SH	+/-
Jagr	3	3	2	5	2	20	+2	Perreault	3	3	1	4	0	7	+2
Kovalev	3	2	2	4	2	10	-3	Berezin	3	0	4	4	0	10	+2
Hrdina	2	1	3	4	0	6	+6	Valk	2	1	2	3	4	1	+1
Lemieux	1	1	2	3	0	5	+3	Sundin	3	1	2	3	2	8	-1
Lang	3	1	1	2	0	7	-2	McCabe	3	0	3	3	9	10	+1
Straka	3	1	1	2	0	6	-3	Roberts	3	2	0	2	2	6	-1
Petersen	3	1	0	1	0	9	-2	Tucker	3	2	0	2	2	7	+1
Laukkanen	1	0	1	1	0	1	E	Corson	3	0	2	2	8	3	+1
Norton	2	0	1	1	0	0	+3	Hoglund	3	0	2	2	2	8	-2
Jonsson	3	0	1	1	6	1	-1	Korolev	3	0	2	2	0	3	E
Kasparaitis	3	0	1	1	8	3	-2	Antropov	3	1	0	1	0	8	+1
Rozsival	3	0	1	1	2	4	+2	Markov	3	1	0	1	2	3	+1
Bonvie	1	0	0	0	0	1	E	Yushkevich	3	1	0	1	0	3	E
Corbet	1	0	0	0	2	1	-2	Khristich	1	0	1	1	2	1	E
Ference	1	0	0	0	0	1	-2	Domi	3	0	1	1	7	2	+1
Moran	1	0	0	0	0	0	+3	Joseph	3	0	1	1	0	0	E
Parent	1	0	0	0	0	0	0	Mair	3	0	1	1	2	2	+1
Barnaby	2	0	0	0	15	0	E	Svoboda	1	0	0	0	0	2	-1
Beranek	2	0	0	0	2	6	-2	Dempsey	2	0	0	0	0	4	+1
Miller	2	0	0	0	0	1	-2	Joseph	3	0	0	0	0	0	0
Morozov	2	0	0	0	0	2	-3	Kaberle	3	0	0	0	2	2	+1
Simicek	2	0	0	0	0	0	E	Manson	3	0	0	0	0	5	+1
Trebil	2	0	0	0	0	4	-2								
Kraft	2	0	0	0	0	6	-3								
Siegr	2	0	0	0	7	2	-3								
Snow	3	0	0	0	0	0									
TOTALS	3	10	16	26	50	96		TOTALS	3	12	22	34	4	95	



Vancouver Canucks



Markus Naslund



Team Information

Location: General Motors Place, 800 Griffiths Way, Vancouver, B.C. V6B 6G1
 Founded: 1970
 Chairman & Governor: John E. McCaw, Jr.
 President & General Manager: Brian Burke
 Senior VP & Director of Hockey Operations: David Nonis
 VR, Player Personnel: Steve Tambellini
 Head Coach: Marc Crawford
 Coach's Career NHL Record (Seasons): 239-183-73 (7)
 Assistant Coaches: Jack Meltharkey, Mike Johnston
 Strength & Conditioning Coach: Peter Twist
 Goaltending Consultant: Andy Moog
 Medical Trainer: Mike Burnstein
 Equipment Manager: Pat O'Neill
 Manager, Media Relations: Chris Brumwell
 Coordinator, Media Relations: T.C. Carling
 Arena (Capacity): General Motors Place (18,422)
 General Office Phone: (604) 899-4600
 Team Colors: Deep Blue, Sky Blue, Deep Red, White and Silver
 Radio: CKNW 98 (AM 980)
 Cable TV: Sportsnet (Channel 22)
 Website: www.canucks.com

Penguins vs. Canucks

All-Time NHL Record:
 894-1198-371-15
2000-01 Record/Finish:
 36-28-11-7, Third, Northwest Division
2001 Playoff Record:
 Lost to Colorado, 4-0, WCOP
2000-01 Top Scorer:
 Markus Naslund (41-34-75)
Stanley Cup Titles:
 None
All-Time Vancouver Scorer vs Pittsburgh:
 Don Lever (33gp, 17-17-34)
All-Time Pittsburgh Scorer vs Vancouver:
 Mario Lemieux (26gp, 25-34-59)
Longest Vancouver Win Streak vs Pittsburgh:
 2, 5 times, last time - Jan. 7, 1989-Nov. 5, 1989
Longest Pittsburgh Win Streak vs Vancouver:
 9, Mar. 5, 1991-Feb. 27, 1996
Longest Vancouver Undefeated Streak vs Pittsburgh:
 4, Nov. 26, 1980-Mar. 17, 1981 (3-0-1)
Longest Pittsburgh Undefeated Streak vs Vancouver:
 9, Mar. 5, 1991-Feb. 27, 1996 (9-0-0)
Last Pittsburgh Win at Home:
 Feb. 14, 2000 (3-0) (0-0-0 since last win)
Last Vancouver Win at Home:
 Oct. 25, 1996 (2-1) (0-2-1 since last win)
Last Pittsburgh Win at Vancouver:
 Nov. 3, 2000 (4-2) (0-0-0 since last win)
Last Vancouver Win at Pittsburgh:
 Jan. 7, 1989 (7-5) (0-10-1 since last win)
Most Goals by Pittsburgh vs Vancouver:
 9, Oct. 6, 1976 (P, 9-5); Mar. 13, 1979 (P, 9-3); Feb. 15, 1986 (P, 9-4)
Most Goals by Vancouver vs Pittsburgh:
 10, Dec. 19, 1980 (V, 10-4)
Most Goals by Both Teams:
 14, four times, last time - Feb. 29, 1984 (V, 9-5)
Last Pittsburgh Shutout vs Vancouver:
 Feb. 14, 2000 (3-0) - Jean-Sebastien Aubin
Last Vancouver Shutout vs Pittsburgh:
 Feb. 17, 1988 (5-0) - Kirk McLean
Last Pittsburgh Hat Trick vs Vancouver:
 Jan. 23, 1987 - Mario Lemieux
Last Vancouver Hat Trick vs Pittsburgh:
 Jan. 7, 1969 - Tony Tanti
Last Pittsburgh Trade with Vancouver:
 Mar. 20, 1996, Alek Stojanov to Pittsburgh for Markus Naslund
Overtime Record vs Pittsburgh:
 0-3-4

Year by Year

YEAR	TOTAL	HOME	ROAD	GF-GA
1970-71	4-1-1	3-0-0	1-1-1	24-15
1971-72	4-2-0	2-1-0	2-1-0	21-20
1972-73	3-2-0	2-1-0	1-1-0	18-14
1973-74	4-1-0	2-0-0	2-1-0	27-16
1974-75	3-1-0	2-0-0	1-1-0	18-15
1975-76	2-1-1	1-0-1	1-1-0	16-15
1976-77	2-1-1	1-0-1	1-1-0	16-10
1977-78	1-2-1	1-1-0	0-1-1	16-16
1978-79	3-1-0	1-1-0	2-0-0	24-16
1979-80	2-1-1	1-0-1	1-1-0	13-12
1980-81	0-3-1	0-1-1	0-2-0	13-23
1981-82	2-0-1	1-0-0	1-0-1	13-10
1982-83	1-2-0	1-1-0	0-1-0	10-17
1983-84	1-2-0	0-1-0	1-1-0	12-14
1984-85	2-1-0	2-0-0	0-1-0	17-14
1985-86	2-1-0	1-0-0	1-1-0	18-11
1986-87	1-0-2	0-0-2	1-0-0	11-5
1987-88	1-2-0	1-0-0	0-2-0	10-14
1988-89	2-1-0	1-1-0	1-0-0	14-12
1989-90	1-2-0	1-0-0	0-2-0	10-13
1990-91	1-1-1	1-0-1	0-1-0	9-7
1991-92	2-0-0	1-0-0	1-0-0	11-6
1992-93	2-0-0	1-0-0	1-0-0	10-3
1993-94	2-0-0	1-0-0	1-0-0	8-5
1994-95				
1995-96	2-0-0	1-0-0	1-0-0	15-9
1996-97	1-1-0	1-0-0	0-1-0	7-7
1997-98	2-0-0	1-0-0	1-0-0	10-8
1998-99	1-0-1	1-0-0	0-0-1	8-7
1999-00	1-0-0	1-0-0	0-0-0	3-0
2000-01	1-0-0	0-0-0	1-0-0	4-2
TOTAL	56-29-11	33-8-7	23-21-4	406-335

2001 - 02 Schedule

Nov 21 @ Pittsburgh - 7:30pm
 Jan 15 @ Vancouver - 10:00pm



2000-2001	GP	W	L	T	OTL	PTS	GF	GA	PPG	SHG	PEN	PIM
PITTSBURGH	1	1	0	0	0	2	4	2	2	0	7	17
VANCOUVER	1	0	1	0	0	0	2	4	0	0	5	13

AT PITTSBURGH (0-0-0)
 AT VANCOUVER (1-0-0)

Nov. 3 - PITTSBURGH (SNOW) 4 at Vancouver (Essensa) 2 WG - Corbet

GOALS AND SHOTS BY PERIOD	1 ST	2 ND	3 RD	OT	TOTAL
PITTSBURGH	1-5	2-6	1-3	0-0	4-14
VANCOUVER	0-9	1-9	1-14	0-0	2-32

GOALTENDERS	GP	MP	GF	GA	ENG	SO	GAA	SH	SV%	W-L-T
Snow	1	60:00	4	2	0	0	2.00	32	.938	1-0-0
PITTSBURGH TOTALS	1	60:00	4	2	0	0	2.00	32	.938	1-0-0
Essensa	1	59:09	2	3	1	0	3.04	13	.769	0-1-0
VANCOUVER TOTALS	1	60:00	2	4	1	0	4.00	14	.714	0-1-0


POWER PLAY GOALS:

PITTSBURGH (2 for 3) - Lang (2)
 VANCOUVER (0 for 5)

PITTSBURGH	GP	G	A	PTS	PIM	SH	+/-	VANCOUVER	GP	G	A	PTS	PIM	SH	+/-
Lang	1	2	1	3	0	3	+1	Bertuzzi	1	1	0	1	2	4	E
Jagr	1	1	1	2	0	3	+1	Hawgood	1	1	0	1	2	2	+2
Straka	1	0	2	2	0	3	E	Cassels	1	0	1	1	0	1	E
Corbet	1	1	0	1	2	1	E	Morrison	1	0	1	1	0	1	+1
Beranek	1	0	1	1	0	2	E	Naslund	1	0	1	1	0	0	E
Kraft	1	0	1	1	0	0	E	Schaefer	1	0	1	1	2	2	+1
Laukkanen	1	0	1	1	2	0	+1	Baron	1	0	0	0	0	1	E
Barnaby	1	0	0	0	5	0	-1	Brashear	1	0	0	0	5	1	-1
Bonvie	1	0	0	0	0	0	-1	Cooke	1	0	0	0	0	2	-1
Boughner	1	0	0	0	0	0	E	Essensa	1	0	0	0	0	0	
Hrdina	1	0	0	0	2	0	E	Helmer	1	0	0	0	0	1	E
Jonsson	1	0	0	0	0	0	E	Jovanovski	1	0	0	0	0	2	-2
Kasparaitis	1	0	0	0	0	1	E	Kariya	1	0	0	0	0	1	+1
Kovalev	1	0	0	0	4	0	+1	Klett	1	0	0	0	0	3	E
Miller	1	0	0	0	0	1	-1	Lachance	1	0	0	0	0	1	-1
Morozov	1	0	0	0	0	0	E	Pederson	1	0	0	0	0	3	-1
Rozsival	1	0	0	0	0	0	E	D. Sedin	1	0	0	0	0	4	-1
Siegr	1	0	0	0	2	0	-1	H. Sedin	1	0	0	0	2	2	-1
Snow	1	0	0	0	0	0		Strudwick	1	0	0	0	0	1	+2
TOTALS	1	4	7	11	17	14		TOTALS	1	2	4	6	13	32	



Washington Capitals



Jaromir Jagr



Team Information

Location: 401 Ninth Street NW, Suite. 750, Washington D.C. 20004
 Founded: 1974
 Chairman and Majority Owner: Ted Leonsis
 Owner, President & Governor: Dick Patrick
 Owner: Raul Fernandez
 Owner: Michael Jordan
 VP/General Manager: George McPhee
 Head Coach: Ron Wilson
 Coach's Career NHL Record (Seasons): 276-277-71 (8)
 Assistant Coaches: Tim Army and Tim Hunter
 Goaltending Coach: Dave Prior
 Head Trainer: Greg Smith
 Equipment Manager: Doug Shearer
 Manager of Media Relations: Brian Potter
 Manager of Information: Nate Ewell
 Arena (Capacity): MCI Center (18,762)
 General Office Phone: (202) 296-2200
 Team Colors: Blue, Bronze and Black
 Radio: TBD
 Commercial TV: WBDC-50-Television
 Cable TV: Comcast SportsNet
 Website: www.washingtoncaps.com

Penguins vs. Capitals

All-Time NHL Record:
 913-957-274-6
 2000-01 Record/Finish:
 41-27-10-4, First, Southeast Division
 2001 Playoff Record:
 Lost to Pittsburgh 4-2, EOQF
 2000-01 Top Scorer:
 Adam Oates (13-69-82)
 Stanley Cup Titles:
 None
 All-Time Washington Scorer vs Pittsburgh: Mike Gartner (60gp, 39-36-75)
 All-Time Pittsburgh Scorer vs Washington: Mario Lemieux (58gp, 49-49-98)
 Longest Washington Win Streak vs Pittsburgh:
 9, Dec. 2, 1984-Nov. 20, 1985
 Longest Pittsburgh Win Streak vs Washington:
 7, Feb. 2, 1988-Nov. 30, 1988
 Longest Washington Undeclared Streak vs Pittsburgh:
 18, Oct. 25, 1983-Nov. 20, 1985 (15-0-1)
 Longest Pittsburgh Undeclared Streak vs Washington:
 7, Feb. 2, 1988-Nov. 30, 1988 (7-0-0)
 Last Pittsburgh Win at Home:
 Jan. 3, 2001 (3-2) (0-1-0 since last win)
 Last Washington Win at Home:
 Mar. 3, 2001 (4-3) (0-0-0 since last win)
 Last Pittsburgh Win at Washington:
 Jan. 8, 2001 (5-3) (0-1-0 since last win)
 Last Washington Win at Pittsburgh:
 Mar. 7, 2001 (4-3) (0-0-0 since last win)
 Most Goals by Pittsburgh vs Washington:
 12, Mar. 15, 1975 (P, 12-1)
 Most Goals by Washington vs Pittsburgh:
 9, Mar. 1, 1984 (W, 9-1); Dec. 2, 1984 (W, 9-1)
 Most Goals by Both Teams:
 15, Oct. 11, 1988 (P, 8-7)
 Last Pittsburgh Shutout vs Washington:
 Dec. 9, 1999 (3-0) - Jean-Sebastien Aubin
 Last Washington Shutout vs Pittsburgh:
 Oct. 29, 1991 (8-0) - Don Beaupre
 Last Pittsburgh Hat Trick vs Washington:
 Jan. 8, 2001 - Marlin Straka
 Last Washington Hat Trick vs Pittsburgh:
 Nov. 1, 1996 - Joe Juneau
 Last Pittsburgh Trade with Washington:
 Jul. 11, 2001, Kris Beech, Ross Lupaschuk and Michal Sivek to Pittsburgh for Jaromir Jagr and Frantisek Kucera
 Overtime Record vs Pittsburgh:
 3-6-7

Year by Year

YEAR	TOTAL	HOME	ROAD	GF-GA
1974-75	5-1-0	3-0-0	2-1-0	36-13
1975-76	4-1-1	2-1-0	2-0-1	36-23
1976-77	1-4-1	1-2-0	0-2-1	16-22
1977-78	1-4-1	0-2-1	1-2-0	15-20
1978-79	4-3-1	2-1-1	2-2-0	32-28
1979-80	3-1-0	2-0-0	1-1-0	16-10
1980-81	2-1-1	0-1-1	2-0-0	18-14
1981-82	5-2-1	2-1-1	3-1-0	40-33
1982-83	1-5-1	1-2-0	0-3-1	23-36
1983-84	1-6-0	0-4-0	1-2-0	12-28
1984-85	0-6-1	0-2-1	0-4-0	20-44
1985-86	1-6-0	1-3-0	0-3-0	22-27
1986-87	4-3-0	3-0-0	1-3-0	30-26
1987-88	5-1-1	3-0-1	2-1-0	32-23
1988-89	4-3-0	2-1-0	2-2-0	31-35
1989-90	5-2-0	3-1-0	2-1-0	34-28
1990-91	4-2-1	2-1-0	2-1-1	29-26
1991-92	2-5-0	1-2-0	1-3-0	21-35
1992-93	5-1-1	3-0-0	2-1-1	32-22
1993-94	1-2-1	1-1-0	0-1-1	14-18
1994-95	2-2-0	1-1-0	1-1-0	10-11
1995-96	3-1-0	2-0-0	1-1-0	12-8
1996-97	3-1-0	2-0-0	1-1-0	14-11
1997-98	1-1-2	0-1-1	1-0-1	9-9
1998-99	2-2-0	2-0-0	0-2-0	17-12
1999-00	3-1-0	2-0-0	1-1-0	12-8
2000-01	2-2-0	1-1-0	1-1-0	14-13
TOTAL	74-69-14	42-28-7	32-41-7	597-583

2001 - 02 Schedule

Dec 11 @ Washington - 8:00pm
 Dec 21 @ Pittsburgh - 7:30pm
 Dec 22 @ Washington - 7:00pm
 Mar 24 @ Pittsburgh - 7:00pm



2000-2001	GP	W	L	T	OTL	PTS	GF	GA	PPG	SHG	PEN	PIM
PITTSBURGH	4	2	2	0	0	4	14	13	6	0	24	54
WASHINGTON	4	2	2	0	0	4	13	14	5	0	23	60

AT PITTSBURGH (1-1-0)
 AT WASHINGTON (1-1-0)

Jan. 3 - Washington (Kolzig) 2 at PITTSBURGH (SNOW) 3 WG - Jagr
 Jan. 8 - PITTSBURGH (AUBIN) 5 at Washington (Kolzig) 3 WG - Moran
 Mar. 3 - Pittsburgh (Parent) 3 at WASHINGTON (KOLZIG) 4 WG - Zednik
 Mar. 7 - WASHINGTON (KOLZIG) 4 at Pittsburgh (Aubin) 3 WG - Halpern

GOALS AND SHOTS BY PERIOD	1 ST	2 ND	3 RD	OT	TOTAL
PITTSBURGH	5-42	3-39	6-40	0-0	14-121
WASHINGTON	2-40	7-50	4-33	0-0	13-123

GOALTENDERS	GP	MP	GF	GA	ENG	SO	GAA	SH	SV%	W-L-T
Snow	1	60:00	3	2	0	0	2.00	26	.923	1-0-0
Aubin	2	118:34	8	7	0	0	3.54	51	.863	1-1-0
Parent	1	59:19	3	4	0	0	4.04	46	.913	0-1-0
PITTSBURGH TOTALS	4	240:00	14	13	0	0	3.25	123	.894	2-2-0
Kolzig	4	237:19	13	13	1	0	3.28	120	.892	2-2-0
WASHINGTON TOTALS	4	240:00	13	14	1	0	3.50	121	.884	2-2-0

POWER PLAY GOALS:

PITTSBURGH (6 for 18) - Lemieux (2), Jagr, Kovalev, Lang, Straka
 WASHINGTON (5 for 18) - Zednik (2), Dahlen, Halpern, Oates

PITTSBURGH	GP	G	A	PTS	PIM	SH	+/-	WASHINGTON	GP	G	A	PTS	PIM	SH	+/-
Straka	4	3	5	8	2	16	+3	Zednik	4	3	4	7	0	15	+1
Jagr	4	2	5	7	6	11	+3	Oates	4	2	4	6	0	7	-2
Lemieux	3	2	4	6	4	10	+2	Bondra	4	2	3	5	6	13	+2
Lang	4	3	2	5	2	7	+3	Halpern	4	3	0	3	2	13	+2
Kovalev	4	1	4	5	6	18	+2	Gonchar	4	1	2	3	12	20	+1
Hrdina	4	1	2	3	8	6	E	Johansson	4	0	3	3	0	6	-1
Stevens	2	1	1	2	0	7	E	Dahlen	2	1	1	2	0	3	E
Laukkanen	4	0	2	2	0	7	+3	Konowalchuk	4	1	1	2	0	6	-2
Moran	2	1	0	1	0	7	+2	Black	3	0	2	2	0	0	+2
Ference	2	0	1	1	2	2	-1	Bulis	2	0	1	1	2	3	E
Jonsson	2	0	1	1	0	1	+3	Metropolit	2	0	1	1	0	3	-1
Kasparaitis	4	0	1	1	2	4	-1	Cote	4	0	1	1	0	3	E
Bergevin	1	0	0	0	0	0	-2	Klee	4	0	1	1	4	1	-2
Butenschon	1	0	0	0	0	1	-1	Nikolishin	4	0	1	1	2	7	+1
Miller	1	0	0	0	0	0	E	Kristich	1	0	0	0	0	0	E
Parent	1	0	0	0	0	0		Mironov	1	0	0	0	0	0	E
Snow	1	0	0	0	0	0		Herr	2	0	0	0	0	1	-1
Aubin	2	0	0	0	0	0		Myhras	2	0	0	0	22	0	E
Barnaby	2	0	0	0	0	2	-1	Simon	2	0	0	0	2	1	-2
Boughner	2	0	0	0	0	1	-2	Witt	3	0	0	0	6	4	+1
Corbet	2	0	0	0	2	3	-1	Kolzig	4	0	0	0	0	0	
Kraft	2	0	0	0	0	1	-1	Reekie	4	0	0	0	2	5	+1
McKenna	2	0	0	0	0	1	E	Sacco	4	0	0	0	0	8	E
Melichar	2	0	0	0	4	1	E	Whitfield	4	0	0	0	0	4	-1
Morozov	2	0	0	0	0	1	-2								
Norton	2	0	0	0	2	0	-1								
Oliwa	2	0	0	0	10	0	E								
Primeau	2	0	0	0	2	1	-1								
Simicek	2	0	0	0	2	1	-1								
Slegr	2	0	0	0	0	4	-2								
Tibbetts	2	0	0	0	0	0	E								
Beranek	4	0	0	0	0	8	-4								
TOTALS	4	14	28	42	54	121		TOTALS	4	13	25	38	60	123	



Opponent All-Time Leaders

#	PLAYERS	TEAM(S)	GP	G	A	PTS	PIM	PP	SH	GW
1	GRETZKY, Wayne	Edm., LA, StL., NYR	57	44	80	124	14	7	3	8
2	CLARKE, Bobby	Phi.	76	44	64	108	67	9	6	6
3	TROTTER, Bryan	NYI	82	47	58	105	58	18	2	5
4	MESSIER, Mark*	Edm., NYR, Van.	73	35	69	104	138	11	2	3
5	DIONNE, Marcel	Det., LA, NYR	82	41	62	103	40	8	2	4
6	LAFLÉUR, Guy	Mt., NYR, Que.	73	47	55	102	25	12	2	10
7	GARTNER, Mike	Wsh., Min., NYR, Tor., Pho.	94	56	45	101	110	22	2	6
8	PARK, Brad	NYR, Bos., Det.	64	31	59	90	90	15	2	6
9	PERREAULT, Gilbert	Buf.	69	39	51	90	16	11	0	10
10	BOURQUE, Ray	Bos., Col.	74	21	64	85	83	8	3	3
11	ESPOSITO, Phil	Bos., NYR	65	40	44	84	54	16	1	8
12	SITTLER, Darryl	Tor., Phi., Det.	71	37	46	83	69	10	0	6
13	MULLER, Kirk*	NJ, Mt., NYI, Tor., Fla., Dal	78	27	53	80	120	16	0	4
14	RATELLE, Jean	NYR, Bos.	67	31	46	77	12	6	0	5
15	RIDLEY, Mike	NYR, Wsh., Van.	62	33	43	76	37	14	0	3
16	LAFONTAINE, Pat	NYI, Buf., NYR	67	37	39	76	30	17	1	3
17	BOSSY, Mike	NYI	53	42	31	73	12	17	0	9
18	STATSNY, Peter	Que., NJ	51	32	40	72	33	14	1	3
19	PROPP, Brian	Phi., Min., Hfd.	73	27	45	72	91	7	1	2
20	POTVIN, Denis	NYI	74	11	61	72	117	8	0	2
21	MIKITA, Stan	Chi.	52	32	39	71	51	5	1	6
22	BUCYK, John	Bos.	54	15	56	71	6	3	0	2
23	GORING, Butch	LA, NYI	80	34	37	71	12	9	6	3
24	STEVENS, Scott*	Wsh., StL., NJ	104	20	50	70	280	7	0	3
25	HUNTER, Dale	Que., Wsh.	85	24	45	69	252	8	0	1
26	BARBER, Bill	Phi.	58	37	30	67	28	9	4	4
27	TONELLI, John	NYI, LA, Chi., Que.	63	25	42	67	46	6	3	4
28	McDONALD, Lanny	Col., Tor., Cgy.	53	27	39	66	36	7	1	2
29	MARUK, Denis	Cal., Cle., Min., Wsh.	57	32	34	66	74	8	1	1
30	VERBEKE, Pat*	NJ, Hfd., NYR, Dal.	68	27	39	66	31	9	0	2
31	LEMAIRE, Jacques	Mt.	63	27	38	65	6	6	2	7
32	HOWE, Mark	Hfd., Phi., Det.	65	18	47	65	32	8	3	2
33	SUTTER, Brent	NYI, Chi.	74	25	40	65	125	11	0	3
34	COURNOYER, Yvon	Mt.	54	28	36	64	8	7	0	8
35	MAHOVLICH, Peter	Mt.	51	24	38	62	45	4	1	5
36	TAYLOR, Dave	LA	51	18	43	61	64	5	0	3
37	KERR, Tim	Phi., NYR, Hfd.	54	31	30	61	76	14	0	6
38	SHUTT, Steve	Mt.	58	28	33	61	28	6	0	2
39	MURPHY, Larry*	LA, Wsh., Min., Tor., Det.	66	17	44	61	34	7	0	3
40	ORR, Bobby	Bos., Chi.	40	20	40	60	80	7	0	2
41	ROBINSON, Larry	Mt., LA	72	11	49	60	38	3	0	1

GAMES PLAYED		GOALS		ASSISTS		PENALTY MINUTES		
1	S. Stevens*	104	1 M. Garther	56	1 W. Gretzky	80	1 S. Stevens*	280
2	M. Garther	94	2 B. Trotter	47	2 M. Messier*	69	2 D. Hunter	252
3	D. Hunter	83	3 G. Laflaur	47	3 R. Bourque	64	3 R. Tocchet*	238
4	B. Trotter	82	4 B. Clarke	44	B. Clarke	64	4 C. Nilan	195
	M. Dionne	82	W. Gretzky	44	5 M. Dionne	62	5 K. Daneyko*	184

	GOALTENDER	TEAM(S)	GP	MP	GA	GAA	SO	W-L-T
1	WAKELY, Ernie	St. L.	11	595	17	1.71	5	7-2-1
2	PARENT, Bernie	Tor., Phi.	36	2160	71	1.97	10	21-9-6
3	GAMBLE, Bruce	Phi., Tor.	15	882	27	2.04	5	7-3-3
4	EDWARDS, Roy	Det.	17	992	35	2.11	1	10-3-4
5	HALL, Glenn	St. L.	11	660	24	2.18	1	5-2-3
6	GIACOMIN, Ed	NYR, Det.	32	1900	74	2.33	7	20-7-4
7	CROZIER, Roger	Buf.	20	1055	42	2.39	1	10-1-6
8	RIGGIN, Pat	At., Cgy., Wsh., Bos.	14	840	34	2.43	2	9-2-3
9	PLANTE, Jacques	St. L.	20	1107	45	2.44	1	10-6-3
10	CAREY, Jim	Wsh., Bos.	10	604	25	2.48	0	3-6-1
11	CHEEVERS, Gerry	Bos.	25	1480	62	2.51	3	15-5-5
12	ROY, Patrick*	Mt., Col.	37	2177	92	2.54	0	22-8-6
13	ESPOSITO, Tony	Chi.	48	2880	124	2.58	5	30-11-6
14	DRYDEN, Ken	Mt.	21	1215	53	2.62	1	15-3-2
15	FROESE, Bob	Phi., NYR	26	1494	66	2.65	0	20-4-1

GAMES PLAYED		WINS		SHUTOUTS		SAVE PERCENTAGE		
1	R. Vachon	64	1 R. Vachon	34	1 B. Parent	10	1 E. Wakely	.937
2	J. Vanbiesbrouck	63	2 T. Esposito	30	2 R. Vachon	7	2 B. Parent	.935
3	T. Esposito	48	3 J. Vanbiesbrouck	27	E. Giacomini	7	3 B. Gamble	.933
4	B. Smith	44	4 K. Hrudely	22	4 B. Gamble	5	4 G. Hall	.927
5	R. Hextall	41	5 B. Parent	21	C. Maniaggio	5	5 J. Plante	.922
			B. Smith	21	T. Esposito	5		
					E. Wakely	5		



Active Player Scoring vs. Pittsburgh

PLAYER	TEAM(S)	GP	G	A	PTS	PM	PLAYER	TEAM(S)	GP	G	A	PTS	PM
AALTO, Antti	Car	6	1	1	2	4	CARTER, Anson	Wsh, Bos.	13	4	4	8	0
ADAMS, Craig	Car	2	0	0	0	0	CASSEL, S. Andrew	Mt, Hls, Cgy, Van	34	5	26	31	15
ADAMS, Greg	NJ, Van, Dal, Phx, Fla	43	11	13	24	2	CHAMBERS, Shawn	Mn, Wsh, TB, NJ, Col, Dal	28	1	10	11	32
ADAMS, Kevin	Phx, Fla, Chi, Fla	5	0	2	2	2	CHARA, Zdeno	NYI	13	1	1	2	24
AFANASEVICH, Dmitry	TD	1	0	1	1	0	CHARRON, Eric	Cgy	1	0	0	0	0
AFINOGENOV, Maxim	Buf.	7	1	2	3	4	CHARtrand, Brad	LA	2	0	0	0	0
AIKEN, Jonathan	Bos.	1	0	0	0	0	CHEBATUSKIN, Vladimir	NY, SLI	6	0	3	3	8
ALATALO, Mika	Phx	3	0	1	1	0	CHIELI, Chris	Mt, Chi, Det.	32	6	24	30	68
ALBELIN, Tommt	Cgy, NJ, Cgy	45	2	14	16	39	CHOUINARD, Eric	Mt	1	1	0	1	0
ALFREDSSON, Daniel	OL	24	4	9	13	8	CHOUINARD, Marc	Ana	1	0	0	0	0
ALLISON, Jamie	Cgy, Chi.	5	1	0	1	7	CHUBAROV, Artem	Van	1	0	0	0	0
ALLISON, Jason	Wsh, Bos.	22	7	17	24	18	CLARK, Chris	Cgy	1	0	1	1	0
AMONTE, Tony	NYI, Chi.	29	9	8	18	16	GLASSN, Greg	Nsh	2	0	1	1	0
ANDERSSON, Oritg	Cgy	1	0	0	0	2	CLEARY, Daniel	Edm	1	0	0	0	0
ANDERSSON, Mikael	B, CHM, TB, Phi.	32	2	8	10	2	CLYMER, Ben	TB	6	0	2	2	2
ANDERSSON, Niklas	Phi.	2	0	1	1	0	COFFEY, Paul	Edm, LA, Dal, Hls, Phi, Car.	41	11	29	40	22
ANDREYCHUK, Dove	Bos.	53	22	28	50	50	COMMODORE, Mike	Bos.	1	0	1	1	0
ANDRUSAK, Greg	Tor.	1	0	0	0	0	CONNOLLY, Tim	NYI	10	3	6	9	8
ANTROPOV, Nik	Tor.	4	1	0	1	2	CONROY, Craig	Mt, SLI	9	2	0	2	2
ARNOTT, Jason	Edm, NJ	23	11	10	21	18	COOKE, Matt	Van	2	0	0	0	0
ARVEDSON, Magnus	OL	13	6	4	10	8	CORBET, Rene	Cgy	8	0	1	1	2
ASHMA, Aaron	Mt.	5	1	1	2	7	CORIKU, Bob	Buf, Ana, Phi, Phx, LA, NJ	18	2	2	4	0
ASTASHEVNO, Kaspars	TB	1	1	0	1	0	CORSO, Daniel	SLI	1	2	0	2	0
ATCHEYUN, Blair	Chi, Chi.	5	0	1	1	0	CORSO, Shayne	Edm, SLI, Mts, Tor.	42	11	20	31	51
AUBIN, Serge	Cib	2	0	0	0	2	COTE, Patrick	Nsh.	2	0	0	0	5
AUCON, Adrian	Van, TB	7	1	2	3	8	COTE, Sylvain	Hls, Wsh, Tor.	53	5	10	15	30
AUDETTI, Donald	Buf, At, LA	38	14	7	21	16	COWAN, Jeff	Cgy	2	0	1	1	5
AXELSSON, Par Johan	Bos.	17	1	2	3	0	CROSS, Cory	TB	25	0	3	3	30
BALMUCHENKO, Max	Ana	0	1	1	2	0	CULLEN, Matt	Ana	7	1	3	4	6
BARNABY, Matthew	Phi, TB	23	3	7	10	90	CULLINORE, Jassen	Mt, TB	16	0	3	3	10
BARNES, Stu	Wpg, Fla, Buf.	24	3	7	10	6	CUMMINS, Jim	Phi, TB, Chi, Phx, Mt, Ana.	12	1	2	3	8
BARON, Murray	SLI, Mt, Phx.	16	0	2	2	26	CZERKAWSKI, Mariusz	Bos.	26	12	11	23	8
BARRIE, Len	Van	5	1	1	2	8	DACKELL, Andreas	OL	22	3	4	7	4
BARTECKO, Lubos	SLI	2	0	0	0	0	DAHL, Eirik	Wsh	6	1	2	3	2
BATES, Shawn	Bos.	8	1	4	5	4	DAGLE, Alexandre	OL, Phi, TB	29	2	13	15	0
BATTAGLIA, Bailey	Car	12	2	5	7	8	DAGNEAULT, J.J.	Van, Mt, Phi, Ana, Phx	36	3	11	14	33
BELANGER, Jesse	Mt.	1	2	1	3	1	DAMPHOUSE, Vincent	Tor, Edm, Mt, SLI, Phx	53	17	31	48	48
BELANGER, Ken	NYI, Bos.	7	0	0	0	23	DANDREAULT, Mathieu	Det.	7	0	1	1	6
BELAK, Wade	Col, Cgy	2	0	0	0	2	DANEYKO, Ken	NJ	80	3	6	3	188
BENYSEK, Ladislav	Min	2	0	0	0	0	DANIELS, Jeff	Hls, Car.	10	0	0	0	0
BERANEK, Josef	Phi., Van, Edm.	16	4	2	7	8	DARBY, Craig	Phi, Mt.	9	0	6	6	0
BERGHEIM, Drake	Tor., Edm, Hls.	19	0	2	2	6	DAVIDSON, John	Ana, NYI	2	0	0	0	0
BERZIN, Sergei	Tor.	15	2	4	6	0	DAZE, Eric	Chi.	10	1	5	6	0
BERG, Aki	LA	8	0	2	2	6	DEANMARK, Adam	Que, Col.	15	5	9	14	20
BERGEMAN, Marc	Chi, NYI, Hls., Tor.	40	2	7	9	52	DEAN, Kevin	NJ, At, Dal, Chi	13	1	2	3	10
BERRY, Rick	Col	1	0	0	0	0	DEBRUSK, Louie	Edm, TB, Phx	10	0	0	0	44
BERTRAND, Eric	NJ	1	0	0	0	0	DELSIS, Xavier	Mt.	1	0	0	0	0
BERTUZZI, Todd	NYI, Van.	13	4	6	10	10	DELMORE, Andy	Phi.	6	1	2	3	0
BERUBE, Craig	Phi., Tor, Cgy.	53	5	4	9	110	DEMATTIA, Pavol	SLI, SLI	10	3	5	4	0
BRON, Mathieu	NYI	5	1	0	1	2	DEMPSEY, Nathan	Tor.	2	0	0	0	0
BLACK, James	Chi, Wsh.	14	1	6	7	2	DESGARDINS, Eric	Mt., Phi.	46	9	28	37	44
BLAKE, Jason	LA	14	1	1	2	2	DEVEREAUX, Boyd	Edm, Det.	8	1	0	1	2
BLAKE, Rob	LA	19	6	9	18	18	DEVRIES, Greg	Hls, Car.	8	1	1	2	6
BLOUIN, Sylvain	Mn	1	0	0	0	0	DIDUCK, Gerald	NYI, Mn, Van, Hls, Phx, Tor	46	9	10	13	103
BOMBARDIER, Brad	NJ, Mn	9	2	1	3	4	DIMAO, Rob	NYI, TB, Phi, Bos, NYI, Car	31	8	5	11	25
BONDRA, Peter	Wsh.	48	17	22	39	48	DINEEN, Kevin	Hls, Phi, Car.	49	11	19	30	123
BONK, Radek	OL	31	6	10	15	22	DINGMAN, Chris	OL, Cib	4	0	0	0	17
BORDELEAU, Sebastien	Mt, Nsh	10	2	3	5	2	DOAN, Shane	Wpg, Phx.	8	1	1	2	12
BOTTELLI, Jason	Dal, At.	4	0	1	1	2	DOLLAS, Bobby	Wpg, Det, Ana.	13	0	3	3	29
BOUCHARD, Joel	Cgy, Nsh., Phx	9	0	1	1	4	DOMBINCHELLI, Hnat	Chi, Cgy, At.	5	1	1	2	9
BOUCK, Tyler	Dal	2	0	1	1	4	DOMTI, Tilo	NYI, Wpg, Tor.	26	1	5	6	109
BOULLON, Francis	Mt.	5	0	0	0	4	DONATO, Ted	Bos, Ana, Dal	33	12	14	26	18
BOURQUE, Ray	Bos, Col	74	21	64	85	63	DONOVAN, Shean	SLI, Col, At.	14	1	2	3	19
BOYLE, Dan	Phi.	5	1	0	1	0	DOWD, Jim	Cgy, Edm, Mn	5	1	1	2	2
BOYNTON, Nick	Bos.	1	0	0	0	0	ORAKE, Dallas	Det, Wpg, Phx.	13	2	4	6	9
BRASHLEAF, Donald	Mt, Van.	12	1	0	1	20	DRAPER, Kris	SLI	10	0	0	0	8
BRENNAN, Richard	NYI	3	0	1	1	2	DRULIA, Stan	Phi.	5	1	3	4	0
BREWER, Eric	NYI, Edm	5	0	0	0	6	DRURY, Chris	Hls.	5	0	3	3	2
BRIERE, Daniel	Phx	2	1	1	2	0	DRURY, Ted	Col, Ott, Ana.	16	0	1	1	14
BRIMANIS, Aris	NYI	2	0	1	1	0	DUBINSKY, Steve	Cgy, Chi	7	0	1	1	0
BRINDAMOUR, Rod	SLI, Phi, Car.	35	23	37	60	33	DUCHECNE, Slat	LA, Phi, Que, Ott.	39	8	17	25	20
BRISBICK, Roberto	NYI	3	0	1	1	2	DUMONT, J. P.	SLI, Det	7	1	1	2	10
BROWN, Brad	Chi, NYI	6	0	1	1	2	DVOIRAK, Radek	Phi, NYI	27	8	10	18	12
BROWN, Curtis	Buf.	15	1	3	4	4	DWYER, Gordie	Phi.	3	0	0	0	5
BROWN, Doug	NJ, Det.	38	9	13	22	10	DYKHLS, Karl	TB, TB, Mt.	27	2	5	7	22
BROWN, Sean	Edm.	4	0	0	0	4	EAGLES, Mike	Que, Chi, Wpg.	35	2	3	5	44
BRUNET, Benoit	Edm.	21	4	7	11	10	EASTWOOD, Mike	Tor, Wpg, Phx.	12	2	1	3	6
BRUNETTE, Andrew	Wsh, Nsh., At.	14	2	3	5	8	EATON, Mark	NYI, SLI	1	0	0	0	0
BRYL, Sergei	NJ	17	5	4	9	12	EKMAN, Nils	TB	3	0	1	1	4
BUCHBERGER, Kelly	Edm, At, LA	25	3	4	7	32	ELIAS, Patrik	NJ	19	3	10	13	14
BULLIS, Jan	Wsh.	10	0	1	1	8	ELICH, Matt	TB	0	0	0	0	0
BURE, Pavel	Van, Fla.	19	1	5	19	12	ELLETT, Dave	Wpg, Tor, NJ.	43	2	16	18	75
BURE, Valeri	Mt, Cgy	24	7	7	14	2	ELORANTA, Mikko	Bos.	7	0	0	0	0
BUREAU, Marc	Cgy, Min, TB.	32	3	4	7	13	EMERSON, Nelson	SLI, Wpg, Hls.	27	5	12	20	16
BURT, Adam	Mt, Phi.	43	2	9	11	88	Car, At, LA	4	0	0	0	2	
BUTSAYEV, Yuri	Det.	3	0	0	0	0	OL, TB	4	0	0	0	2	
BUZEK, Petr	At.	2	0	0	0	0	ERIKSSON, Anders	Det, Chi, Phi.	8	1	2	3	0
BYL, SMA Dan	LA, Ana.	0	0	0	0	0							
CARNS, Eric	NYI	9	1	1	2	33							
CALDER, Kyle	Chi	2	0	0	0	0							
CALOUN, Jan	SJ, Cib	2	0	2	2	0							
CAMPBELL, Jim	Ana, SLI, Mt	9	4	3	7	4							
CARBOURNEAU, Guy	Mt, Dal.	43	14	19	33	24							
CARNEY, Keith	Buf, Chi, Phx.	16	1	2	3	16							



PLAYER	TEAM(S)	GP	G	A	PTS	PIM
FEDOROV, Sergei	Det	19	12	11	23	19
FEDOTENKO, Ruslan	Phi	5	1	0	1	2
FEDOURER, Todd	Phi	5	1	0	1	14
FERENCIC, Brad	Phi	1	0	0	0	2
FERRARO, Peter	Bos.	3	1	0	1	0
FERRARO, Ray	Hfd., N.Y.L.N.Y.R.	52	17	23	40	84
	LA, AE					
FINLEY, Jeff	N.Y.L.N.Y. Wpg., Phi., N.Y.R., SL	17	0	0	0	8
	Ort.	5	1	1	2	4
FISHER, Mike	N.Y.L.N.Y., Nesh.	41	5	9	14	25
FITZGERALD, Tom	Cgy., N.Y.R.	29	12	22	34	40
FLEURY, Theoren	Oue., Col.	21	2	3	5	42
FOOTE, Adam	Phi., O.L.N.Y.R.	12	0	4	4	17
FORBES, Colin	Oue., Col.	12	6	15	21	12
FORSBERG, Peter	Hfd., Car.	39	16	38	54	21
FRANCIOS, Ron	SJ	10	3	7	10	6
FRISKIN, Jeff	St.	2	0	1	1	4
GABORIK, Marian	Phi	10	2	8	10	2
GAGNER, Simon	Ort.	1	0	0	0	4
GAGNON, Sean	AE, TB	5	0	0	0	4
GALANOV, Maxim	LA, Wash., Bos.	58	10	31	41	79
GALLIEY, Gary	Phi., Buf. NYI	17	2	4	6	25
GARDNER, Bruce	O.L., TB, Cb	2	0	0	0	0
GAUTHIER, Denis	Ort.	2	0	0	0	0
GAVEY, Aaron	TB, Cgy., Del.	12	1	1	2	10
	Edm., Que.	32	8	7	15	12
CELINAS, Martin	Van., Car.					
GILLI, Hal	Bos.	18	0	3	3	17
GILL, Todd	Phi., SJ, Det.	23	2	6	8	35
GILMOUR, Doug	SL, Cgy., Tor., N.Y. Cb, Buf.	43	15	32	47	74
GIRARD, Jonathan	Bos.	2	0	0	0	0
GIROUX, Raymond	N.Y.I.	1	0	1	1	2
GOC, Sasha	NJ	1	0	0	0	0
GOLUBINSKY, Yan	Det.	2	0	0	0	2
GOMEZ, Scott	Nj	10	0	7	7	0
GONCHAR, Sergei	Wsh.	25	5	7	12	20
GORHEN, Lee	Bos.	1	0	0	0	0
GRANATO, Tony	N.Y.L., LA, SJ	25	10	20	34	2
GRANT, PERRIF, J.L.	Phi., Cb	3	0	0	0	4
GRATTON, Chris	TB, Phi., Buf.	31	5	8	13	68
GRAVES, Adam	Det., Edm., NYI	56	16	19	35	87
GREEN, Josh	N.Y.I.	3	1	2	3	6
GRIEN, Travis	N.Y. Ans., Ptx	25	6	17	23	6
GRIER, Mike	Edm.	9	3	3	6	4
GRIMSON, Stu	Chi., Ana., Det., Hfd., Car., LA	22	0	0	0	9
	Det., N.Y.R.					
GROSEK, Michael	N.J., Edm., Bos.	33	3	4	7	27
GUBBIN, Bill	N.J., Edm., Bos.	31	17	28	55	5
GUOLLA, Steve	AE, TB	8	1	3	4	0
GUREN, Miroslav	Mil.	0	0	0	0	2
GUSAROV, Alexei	Oue., Col., N.Y.R., SL	28	1	7	8	12
GUSEV, Sergey	Det., TB	4	1	1	2	2
HAIKIO, Seeku	Car., Buf.	7	1	1	2	6
HALLER, Kevin	Buf., Mil., Phi., HS, Car., Ana	26	0	6	6	34
HAIJERIN, Jeff	Wsh.	8	4	0	4	6
HAMEL, Denis	Car.	3	0	1	1	2
HAMRUK, Roman	TB, Edm.	26	4	11	15	34
HANDZIC, Michal	SL	4	1	0	1	4
HANKINSON, Chasey	Chi	1	0	0	0	7
HANSEN, Travis	Ptx	1	0	0	0	0
HARLOCK, David	N.Y.L.A.F.	9	0	1	1	12
HARTNET, Scott	Nsn	2	0	0	0	0
HARVEY, Todd	Del., N.Y.R., SJ	9	2	6	8	13
HATCHER, Darian	Mil., Del.	16	1	0	7	12
HATCHER, Kevin	Wsh., N.Y.R., Car	68	3	29	38	136
HAVILL, Nickle	Ana.	2	0	0	0	0
HAVLAT, Martin	Ort.	3	2	0	2	2
HAWOOD, Greg	Oue.	2	1	0	1	4
HECHT, Jochen	SL	1	0	1	1	0
HEDICAN, Bret	SL, Van., Fla.	18	1	6	7	16
HENS, Shawn	SJ	1	0	0	0	2
HENSZ, Steve	Bos., Cb, Buf	37	10	9	19	48
HERDUK, Milan	Col.	6	6	1	7	0
HIEBENUS, Sami	Det.	1	0	0	0	5
HELMER, Bryan	Van.	1	0	0	0	0
HENDRICKSON, Darby	N.Y.L.Tor., Van., Min	13	1	1	2	25
HERBERS, Ian	Chi.	3	0	0	0	5
HERPBERG, Chris	TB	1	0	0	0	0
HEHR, Matthew	Wsh.	2	0	0	0	0
HEWARD, Jamie	Nesh., N.Y.I., Cb	6	1	2	3	0
HIGGINS, Matt	Mil.	1	0	0	0	0
HILL, Sean	Ana., O.L., Car.	34	1	6	7	22
	SL, Col.					
HINOTE, Dan	Cb	3	0	0	0	2
HIVAC, Jan	N.Y.I.	9	4	5	2	0
HNDY, Shane	Ort.	2	0	0	0	5
HOGLUND, James	Cgy., Mil., Tor	15	4	4	8	2
HOGUE, Genoit	Mil., Del.	38	10	19	29	0
HOLIK, Bobby	Hfd., N.Y.	44	10	11	21	40
HOLMSTROM, Tomas	Det.	8	0	1	1	0
HOLZINGER, Brian	Buf.	23	5	4	9	26
HORNBIK, Nancy	AJ	2	0	0	0	20
HOSMA, Martin	Ort.	1	0	0	0	2
HOULDER, Bill	Wsh., Buf., Ana., SL, TB, SJ, Nesh	49	13	26	39	14
HOUSLEY, Phil	Col., Wpg., SJ, Cgy., Wsh.					
HRKAC, Tony	SL, Oue., SJ, Chi., Edm., Del., Bos.	6	5	0	5	0
	Ort.					
HULBIG, Joe	Bos.	1	0	0	0	0
HULL, Brett	Phi., SL, Del.	26	18	23	41	10
HULL, Jody	Ort., Fla., TB, Phi.	36	6	5	13	8
HULL, Cale	N.J., Cgy., Nesh	8	0	3	3	10

PLAYER	TEAM(S)	GP	G	A	PTS	PIM
IGLINA, Jarome	Cgy.	9	4	5	9	4
IKSSTER, Brad	Phi., NYI	6	1	0	1	13
JAKOPIN, John	Phi	4	0	0	1	4
JANSSSEN, Mark	Hfd., Ans., Chi.	24	0	0	5	33
JOHANSSON, Andreas	O.L., Cgy., TB	4	2	4	6	0
JOHANSSON, Calle	Buf., Wash.	61	6	20	26	20
JOHANSSON, Craig	SL, LA	8	0	1	1	4
JOHNSON, Greg	Det., Del., Nsh.	10	2	1	3	12
JOHNSON, Kim	N.Y.I.	11	5	6	6	2
JOHNSON, Matt	LA, AE, Min	9	0	0	0	24
JOHNSON, Mike	Tor., TB	13	2	2	4	6
JOHNSON, Ryan	Phi., TB	10	0	1	1	2
JONEN, Olli	LA, NYI, Fla	12	1	1	2	15
JONES, Keith	Wsh., Col., Phi	28	4	9	13	54
JONSSON, Jorgen	N.Y.I.	4	1	2	3	0
JONSSON, Kenny	Tor., NYI	18	4	10	14	4
JOSEPH, Chris	Edm., TB, Van., Phi., AE	12	2	4	6	10
JOVANOVIK, Ed	Phi., Van.	18	2	4	4	30
JUNEAU, Joe	Bos., Wash., Buf., Ort., Ptx	29	8	13	21	12
	AE, LA					
KABERLE, Frankiek	Tor	11	1	3	4	4
KABERLE, Tomas	Buf.	4	0	2	2	0
KALNIN, Dimitri	AE	10	1	0	1	0
KALLIO, Tomi	Oue., Col., N.Y.R.	25	13	17	30	27
KAWENSKI, Valeri	Hfd., Car.	23	11	5	16	6
KAPANEN, Sami	LA	1	0	0	0	0
KARAI, Ahti, Jere	Ana.	8	6	16	4	4
KARIVA, Pauli	Van.	1	0	0	0	0
KARIVA, Steve	Van.	1	0	0	0	0
KARLSSON, Andreas	AE	5	0	0	0	0
KARPPA, Dave	Que., Ana., Car	16	1	3	4	43
KARPOVITSEV, Alexander	N.Y.R., Tor., Chi	23	1	14	15	16
KEANE, Mike	N.Y.L., Col., NYI, Del	33	10	10	20	30
KECZMER, Dan	Ogy., Hfd., Del.	10	0	0	0	6
KEFFE, Sheldon	TB	1	0	0	0	0
KELLY, Steve	NJ	3	0	0	0	15
KESA, Den	TB	2	0	0	0	2
KHARATONOV, Alexander	AE	2	0	1	1	0
KHAYONOV, Alexander	SL	2	0	0	0	2
KHRISTICH, Dimitri	Wsh., I.A., Bos.	43	11	19	30	20
KILGER, Chad	Edm., NYI	9	1	3	4	2
KING, Kije	Det., N.Y.R., Wpg.	38	4	3	7	156
	Ptx					
KJELLBERG, Patrick	Nsh.	6	2	4	6	2
KLATT, Trent	Min., Del., Phi.	18	5	7	12	4
	Van					
KLEIN, Ken	Wsh.	24	4	3	7	22
KLEMM, John	Col	12	1	4	5	8
KLESLA, Roman	SL	1	0	0	0	2
KLOUCHEK, Tomas	N.Y.R.	1	0	2	2	2
KNOBIL, Mike	Det., Bos., N.Y.R.	16	2	3	5	14
KNUTSEN, Espen	Cb	1	0	1	1	0
KOHN, Ladislav	Ana., AJ	4	1	0	1	2
KOIVU, Saku	Mil.	23	12	15	27	12
KOLAFIK, Pavel	Bos.	1	0	0	0	2
KOLNIK, Juri	N.Y.I.	3	0	1	1	0
KONOWAL, CHUK, Steve	Wsh.	31	3	9	12	30
KOROLEV, Evgeniy	N.Y.I.	3	0	0	0	2
KOROLEV, Igor	SL, Wpg., Phi.	21	1	5	6	10
KOROLEV, K. Alexander	SJ	5	1	0	1	2
KOVALEN, O. Andrei	Oue., Co., Me., Edm., Car., Phi., Bos.	28	12	16	28	24
KOZLOV, Viktor	SJ, Fla.	15	6	6	12	4
KOZLOV, Vyacheslav	Det.	13	5	3	8	12
KRAVCHIK, Igor	Chi., Edm., SL, Ort.	20	1	5	6	8
KRIVORASSOV, Sergei	Chi., Nsh	8	2	7	9	2
KRON, Robert	Van., Hfd., Car., Cb	42	13	30	8	8
	Min					
KUBA, Flic	Ort.	2	0	1	1	0
KUBINA, Pavel	TB	14	3	6	9	33
KUCERA, Frantisek	Chi Hfd., Van.	17	1	5	6	8
KUDROC, Kristian	TB	1	1	0	1	0
KULTANEN, Jarmo	Bos.	3	0	0	0	0
KUTLAK, Zdenek	Bos.	1	0	0	0	0
KVASHA, Oleg	Phi., NYI	12	2	1	3	17
LANGKONEN, Antti	Bos., Min	5	2	1	3	0
LANGKONEN, Scott	N.Y.Mil., Van	29	1	5	6	21
LACOUTURE, Dan	Edm.	1	0	0	0	0
LACROIX, Eric	LA, Col., N.Y.R.	17	1	4	5	8
LAFRAMME, Christian	Edm., Mil	35	10	15	25	22
LAMBERT, Denny	Ana., O.L., Nsh.	20	1	7	8	34
	AJ					
LANDRY, Eric	Mil	1	0	0	0	6
LANGEN, Jason	N.Y.R., Car	15	1	1	2	33
LANGENBRUNNER, Jarna	AE	6	3	0	3	6
LANGKOW, Daymond	TB, Phi.	23	4	5	9	20
LAPERERIE, Ian	N.Y.R., LA	9	0	0	0	15
LAPLANTE, Darryl	Det.	1	0	0	0	0
LAROCHE, Claude	Oue., Cgy., NYI	15	10	15	25	22
LAPOINTE, Martin	Ort.	10	3	1	4	24
LAROUCHE, Victor	Van., SJ, Det.	23	4	11	15	8
	Edm.					
LARONQUE, Georges	Ort.	4	1	1	2	9
LAUKKANEN, Janna	Que., O.L.	18	2	4	5	12
LAUS, Paul	Phi.	25	0	4	4	89
LAWRENCE, Mark	N.Y.I.	3	0	0	0	0
LECAVALIER, Vincent	TB	13	5	3	8	21
LECLAIR, John	Mil., Phi.	34	17	18	35	11
LECLERCQ, Mike	Ana.	1	0	0	0	5
LEDEYARD, Grant	N.Y.R., LA, Wsh., Bos., Del., Bos., O.L.	41	2	10	12	39
LEETCH, Brian	N.Y.R.	61	17	84	81	33



PLAYER	TEAM(S)	GP	G	A	PTS	PM
IFFEBVRE, Sylvain	Mt., Tor., Que., Col., NYR	35	2	10	12	16
LEGWAND, David	Nsh.	3	2	1	3	2
LERTINEN, Jere	Dal.	9	1	3	4	0
LEMIEUX, Claude	Mt., N.J., Col.	54	21	28	49	70
LEROUX, Jean-Yves	Phx	5	0	0	0	0
LESCHYSHYN, Curtis	Que., Col., Htd., Car., Min	39	3	8	11	41
LETOWSKI, Trevor	Det.	5	2	2	4	4
LIOSTROM, Niklas	Det.	18	2	6	8	0
LIND, Juha	Dal., Me.	6	1	0	1	2
LINDEN, Trevor	Van., NYL, MI.	31	12	12	24	26
LINDGREN, Mats	Edm., NYI	6	1	2	3	4
LINDROS, Eric	Phx.	21	11	18	26	22
LINDSAY, Bill	Que., Fla., Cgy.	31	5	6	11	0
LINTNER, Richard	Nsh.	1	0	0	0	0
LOW, Reed	Van.	1	0	0	0	2
LOWRY, Dave	San. Fla., StL., SJ, Cgy	31	4	6	10	46
LUHNIG, Warren	NYI, Dal.	2	0	0	0	4
LUKOWICH, Brad	Dal.	3	0	0	0	0
LUMME, Jyrki	Mt., Van., Phx.	23	3	11	14	14
LYASHENKO, Roman	Dal.	2	1	1	2	0
LYDMAN, John	Cgy.	2	0	1	1	2
MacLEAN, Toni	NJ., SJ, NYR	33	16	10	26	32
MADSEN, Jona	Phx.	10	5	1	6	0
MAR, Adam	Tor.	4	0	1	1	4
MALAKHOV, Vladimir	NYI, Mt., NJ	36	6	19	25	39
MALHOTRA, Manny	NYH	9	0	0	0	2
MALK, Marek	Car.	6	1	2	3	0
MALTAIS, Steve	Chi.	1	0	0	0	2
MALTYB, Kirk	Det.	9	1	0	1	4
MANDERVILLE, Kent	Tor., Edm., Htd., Cgy., Phi	26	1	1	2	2
MANN, Cameron	Col.	3	2	1	3	2
MANNON, Dave	Chi., Edm., Wpg., Phx., Mt., Tor	32	3	8	11	98
MARA, Paul	TB.	4	1	1	2	4
MARCHANT, Todd	Edm.	12	1	2	3	14
MARCHMENT, Bryan	Wpg., Chi., Htd., Edm., SJ	17	3	5	8	48
MARHA, Josef	Ana., Chi.	4	0	0	0	2
MARHOV, Daniel	Tor., Mt.	11	1	2	3	0
MARLEAU, Patrick	Ed.	6	2	3	5	2
MARSHALL, Grant	Dal.	8	1	3	2	2
MARSHALL, Jason	Ana.	7	0	0	0	12
MARTINS, Steve	Car., Col., TB, NYI	9	1	1	2	6
MATTEAU, Stephane	Edm., Chi., NYR, SJ, SJ	22	5	3	8	22
MATYCHUK, Richard	Phx.	9	0	4	4	4
MAX, Brad	Phx.	29	6	10	16	104
MAYERS, Jamie	SL	3	0	0	0	9
McALLISTER, Chris	Tor., Phi	6	0	0	0	16
McALPINE, Chris	NJ., SL, TB, AtL, GJ	2	0	0	0	2
McAMMOND, Dean	Edm., Chi	12	2	3	5	4
McCABE, Bryan	NYI, Van., Chi., Tor	17	2	6	8	52
McCarthy, Sandy	Tor., Cgy., TB, Phi., Car., NYR	34	1	3	4	109
McCarthy, Steve	Chi.	1	0	0	0	0
McCarthy, Darran	Det.	8	2	3	5	4
McCAULEY, Alyn	Tor.	7	1	3	4	0
McCLEARY, Trent	Me.	3	0	0	0	0
McKACHREN, Shawn	LA, Was., Det.	27	6	7	15	16
McGILLIS, Daniel	Edm., Phi.	16	1	3	4	38
McINNIS, Marty	NYI, Cgy., Ana	26	10	6	18	6
McKAY, Rundy	Det., NJ	47	13	4	17	47
McKee, Jay	Bul.	17	0	3	3	4
McKENNA, Steve	LA.	3	0	0	0	17
McKENZIE, Jim	Htd., Dal, Wpg., Phx., Ana, Wash., NJ	21	2	1	3	48
McLAREN, Kyle	Bos.	15	2	6	8	14
McSORLEY, Marty	Edm., LA, NYR, SJ, Bos.	27	4	7	11	44
MELLANDY, Scott	Phi., Edm., Fla.	65	18	24	42	85
MESSIER, Eric	Col.	7	0	1	1	4
MESSIER, Mark	Edm., NYR, Van.	73	35	69	104	139
METROPOLIT, Glen	Wsh.	3	0	2	2	0
MEZEL, Karolus	NYI	5	0	0	0	18
MIKA, Petr	NYI	1	0	0	0	0
MILLAR, Craig	Edm., Nsh.	5	0	1	1	6
MILLER, Aaron	NYI	7	0	0	0	2
MILLER, Kevin	NYI, Det., SL., SJ, Chi, Gt	21	6	5	11	9
MIRONOV, Boris	Wpg., Edm., Chi.	15	0	5	5	20
MIRONOV, Dmitri	NJ., Ana., Wash.	15	4	7	6	6
MITCHELL, Willie	Chi.	9	0	1	1	16
MODANO, Mike	Min., Dal.	21	13	13	26	10
MODIN, Fredrik	Tor., TB	15	4	3	7	2
MOGLIN, Alexander	Bul., Van., NJ	27	14	13	27	28
MORAU, Ethan	Chi., Edm.	7	2	4	8	3
MORRIS, Derek	Cgy.	6	0	2	6	0
MORRISON, Brendan	NJ., Van	10	2	3	5	0
MORROW, Brendan	Dal.	2	0	0	0	9
MOTAU, Mike	NYR	2	0	0	0	0
MOWERS, Mark	Nsh.	3	0	0	0	4
MUCKALT, De	Van., NYI	9	3	1	4	0
MUIR, Bryan	TB	1	0	1	1	2
MULLER, Kirk	NJ., Mt., Tor., NYI, Htd, Dal	78	27	53	80	120
MURPHY, Gord	Phi., Bos., Fla., AtL	57	9	18	27	58
MURPHY, Joe	Det., Edm., Chi., SL., SJ, Bos., Wsh.	22	4	13	17	31
MURPHY, Larry	LA, Wash, Min., Tor., Det	66	17	44	61	34
MURPHY, Glen	Bos., LA	16	2	2	4	11
MURRAY, Andy	Cgy.	1	0	0	0	0

PLAYER	TEAM(S)	GP	G	A	PTS	PM
NABOKOV, Dmitri	NYI	3	0	1	1	0
NASH, Tyson	StL	2	0	1	1	0
NASLUND, Markus	Van.	6	4	2	6	8
NAZAROV, Andrei	SJ, TB, Cgy, Bos.	20	0	1	1	33
NECKAR, Stanislav	NYL, NYR, Phx	21	1	2	3	16
NEIDUP, Humm	NYR, AS	6	0	0	0	14
NEIDVED, Puy	Van., St, NYR	10	6	2	11	0
NEMCHINOV, Sergei	NYR, NYL, NJ	46	11	19	30	6
NICKULAS, Eric	Bos.	2	1	1	2	0
NIEDERMAIER, Hob	Fla.	28	7	11	18	32
NIELSEN, Jeff	NJ, NJ	34	3	16	19	14
NIELSEN, Jeff	Ana.	5	0	0	0	0
NIEMEN, Ville	Col.	1	2	0	2	0
NIJUNEN, Joe	Cgy., Dal.	26	15	17	32	12
NIINIMA, Janne	Phi., Edm	13	0	9	9	27
NIKONOV, Andrii	Wsh.	5	2	9	11	2
NILSON, Marcus	Fla.	4	1	3	2	29
NOLAN, Owen	Que., Col, SJ	23	11	14	25	17
NORSTROM, Mattias	NYR, LA	10	0	0	0	6
NORTON, Jeff	NYL, SJ, Edm., TB	38	6	21	27	32
NUMMENEN, Teppo	Wpg., Phx.	24	1	6	7	8
NYLANDER, Michael	Htd., Cgy., Chi, TB	15	3	9	12	10
OATES, Adam	Det., StL, Bos., Wsh	54	18	52	70	12
ODERIN, Lyle	NJ, Mt., Cjb.	39	1	11	12	64
ODGERS, Jeff	SJ, Bos., Col., AtL	21	0	1	1	51
ODJICK, Gino	Ana., NYL, Me.	21	0	4	4	102
ODONNELL, Sean	Fla., Min, NJ	12	1	2	3	28
OLUND, Mats	Van.	5	2	2	4	2
OLUSSON, Fredrik	Win., Edm., Ana	26	8	11	19	14
OLIVER, David	Qu., Phx.	3	1	0	1	0
OLIVA, Krystof	NJ	11	0	2	2	29
ORLANDO, Jeff	Htd., Car.	27	10	20	16	2
ORSAGH, Madrin	NYI	1	3	0	0	0
OZOLINSH, Sandis	SJ, Col., Car	15	2	0	12	25
PAHLSSON, Samuel	Ana.	1	0	0	0	0
PALTY, Zigmund	NYL, LA	21	15	15	30	6
PANDOLFI, Jay	NJ	16	1	2	2	4
PARRISH, Mark	Fla., NYI	12	3	3	6	2
PARKER, Scott	Col.	1	0	0	0	0
PATERA, Pavel	Dal.	1	0	1	1	0
PATRICK, James	NYR, Htd., Cgy., Bul.	73	7	39	46	63
PAYER, Serge	Fla.	2	0	0	0	0
PEDA, Michael	Bul.	21	5	4	9	29
PEDERSON, Denis	NJ, Van.	13	2	2	11	4
PELLERIN, Scott	NJ, SL, Car	16	0	6	6	16
PELTONEN, Ville	Nsh.	4	0	1	1	2
PERRIAUX, T, Yvan	LA, Tor.	12	4	2	6	0
PERRISSON, Richard	SL, Ot.	3	0	0	0	2
PETROV, Oleg	TB.	13	1	8	9	12
PETROVICHY, Robert	TB, Cgy., NYI	6	2	0	2	2
PHILLIPS, Chris	Ot.	14	1	0	1	17
PLON, Richard	NYI, NYH	16	1	1	2	57
PLOCHK, Lothar	Chi.	23	0	2	2	28
PITTS, Dumenic	Car.	1	0	0	0	0
PLANTE, Derek	Buf., Dal, Phi	30	7	14	21	9
POAST, Steve	Chi	1	0	0	0	0
PODSEN, John	Edm., Phi., Col	24	3	8	9	0
PODKONIKOV, Andrei	Bul.	1	0	0	0	0
POPOVIC, Peter	Mt., NYR, Bos.	25	1	1	2	6
POSMYK, Marek	TB	1	0	0	0	0
POUL, Tom	Edm.	3	0	0	1	4
POULIK, Patrick	Htd., Chi, TB, Me.	25	8	3	11	8
PRATT, Nolan	Car., Col	0	0	0	0	0
PRIMEAU, Keith	Det., Htd., Car., Phi	30	11	9	20	49
PRIMEAU, Wayne	Phi, TB	18	2	0	2	2
PROBERT, Bob	Det, Chi.	21	3	6	9	50
PRONGER, Chris	Htd, SL	19	2	10	12	49
PROSPER, Vladimir	Phi., OtL, Fla	16	5	3	8	8
PRYCK, Josef	Dos	2	0	0	0	0
PURINGTON, Dale	NYR	2	0	0	0	20
PYRUPOR, Jamie	Det., Ana., Dal., Cb.	8	0	3	3	0
PYATT, Taylor	NYI	5	0	3	3	5
QUNT, Deron	Phi., NJ, Phx., Cb.	5	0	0	0	0
QUINTAL, Stephane	Bos., SL., Wpg., Me., NYR, Chi	37	0	6	6	25
RAGHUNEK, Karei	Ot.	3	0	1	1	0
RAFALSKI, Brian	NJ	8	1	5	6	0
RAGANAPSON, Marcus	Chi	6	0	0	0	0
RANHEIM, Paul	Phi., Htd., Car.	33	7	5	12	17
RASMUSSEN, Erik	Buf.	8	0	1	1	17
RATHJIE, Mike	SJ	3	0	0	0	6
RAY, Rob	Buf.	40	3	4	7	110
REASONER, Marty	SL	3	0	0	0	2
RECH, Mark	Phi., Mt.	32	42	42	84	24
REDDEN, Wade	Ott.	17	1	4	5	13
REDKE, Joe	Bul., NYL, TB.	44	2	4	6	56
REGIE, Cgy.	Wsh.	3	1	1	2	2
REGHER, Robyn	Tor., Bos., Dal., Col.	38	9	13	22	38
REHN-PHECHT, Steve	LA	1	0	0	0	0
REIDEN, Todd	SL	2	0	1	1	0
REINBERG, Mikael	Phi., TB	20	7	9	16	20
REIRO, Mike	Mt.	1	0	0	0	0
RICCI, Mike	Phi., Que., Col., SJ	31	8	10	18	34
RICHARDS, Brad	TB	4	0	1	1	0
RICHARDSON, Luke	Tor., Edm., Phi	32	1	2	3	81
RICHER, Stephane	NJ, Me, TB, St.	53	18	16	34	20



PLAYER	TEAM(S)	GP	G	A	PTS	PIM
RICHIE, Byron	Cal.	3	0	0	0	7
RIVERS, Jamie	St. L, NY, Cal.	8	0	4	4	8
RIVET, Craig	Mt.	9	0	2	2	26
ROBERTS, Gary	Car., Tor.	32	11	17	28	78
ROBERTSSON, Bert	Van, Edm.	3	0	1	1	0
ROBES, Steviene	Wb.	4	0	0	0	0
ROBITALLE, Luc	LA, N.Y.R.	34	16	34	50	8
ROBITALLE, Randy	Nsh.	4	0	2	2	2
ROENICK, Jeremy	Chi., Phx.	22	7	16	23	34
ROEST, Stacy	Det., Min.	1	0	0	1	0
ROGERS, Marc	N.J.	6	0	0	0	0
ROLSTON, Brian	N.J., Bos., Cal.	23	3	6	8	8
RONNING, C.H.	St. L., Van., Phx., Nsh.	23	7	11	18	4
ROUSE, Bob	Min., Wsh., Tor., Det., S.J.	39	1	9	10	38
ROY, Andre	Ott.	8	0	0	0	11
RUCCHINI, Steve	Ana.	7	3	5	8	2
RUCCHINI, Martin	Que., Mt.	29	8	11	19	16
SACCO, Joe	Tor., Ana., NYI, Wsh.	21	5	3	8	11
SAKO, Jose	Que., Col.	33	23	31	63	12
SALBI, Rustan	Ana.	6	0	1	1	10
SALO, Sami	Ott.	8	4	3	7	0
SALVADOR, Bryce	St.	2	0	0	0	4
SAMSONOV, Sergei	Bos.	18	4	10	14	0
SANDERSON, Geoff	Que., But, Cal.	14	0	11	38	8
SAPPYON, Oleg	Cgy.	2	0	0	0	6
SARAULT, Yves	Atl.	2	0	1	1	5
SARICH, Cory	Edm., Tor.	6	0	0	0	6
SATAN, Makshev	Burl, But.	18	9	4	13	8
SAVAGE, Andrew	Bos.	2	0	1	1	0
SAVAGE, Brian	Mt.	19	6	8	12	2
SAVARD, Marc	Cgy.	3	2	1	3	0
SAWYER, Kevin	Ana.	1	0	0	0	5
SCATCHELARD, Dave	Van, NYI	12	3	5	8	23
SCHAEFER, Peter	Van.	2	0	1	1	0
SCHASTLNY, Petr	Ott.	2	1	0	1	0
SCHNEIDER, Mathieu	NYR, LA	11	0	4	4	8
SCHULTZ, Ray	NYI	2	0	0	0	5
SEDN, Daniel	Van.	1	0	0	0	0
SEDER, Henrik	Van.	1	0	0	0	0
SEKERAS, Lubomir	Min.	2	0	0	0	0
SELANNE, Teemu	Wpg., Ana.	9	5	15	20	10
SELVANOV, Alexander	Ts. Edm., Cbl.	17	5	7	12	12
SHANAHAN, Brendan	N.J., St. L., Hrt., Det., Tor., Wpg., Buf., Atl., Cgy.	39	20	16	36	88
SHANNON, Darryl	Chi., Cgy.	19	0	3	3	31
SHANTZ, Jeff	NYI	11	3	2	5	4
SHARIFANOV, Vadim	N.J., NYR	7	0	2	2	2
SHEARER, Rob	Cal.	1	0	0	0	0
SHELLEY, Jody	Cal.	1	0	0	0	10
SHEPPARD, Ray	Wj. NYR, Det., St. L., Car.	26	12	13	25	4
SHVON, Denis	Det.	2	0	0	0	0
SILLINGER, Mike	Det., Ana., Van., Ph. B., Fla.	20	3	5	8	6
SIM, Jon	Dal.	1	0	0	0	0
SIMICEK, Roman	Min.	2	0	1	1	2
SIMON, Chris	Que., Col., Wsh.	16	2	6	8	41
SIMPSON, Reid	N.J., Chi., TR, St.	9	1	0	1	14
SIMPSON, Todd	Cgy.	8	0	1	1	4
SKALDE, Jarrod	Atl.	2	0	0	0	0
SKOULA, Martin	Cal.	4	0	0	0	0
SKRASNINS, Kevs	Nsh.	3	0	0	0	0
SLEGRA, Jiri	Van., Edm., Atl.	7	1	4	4	4
SLOAN, Blake	Dal.	4	1	0	1	0
SMEHLK, Richard	But.	31	2	9	12	18
SMITH, Brandon	Bos.	3	1	0	1	0
SMITH, Jason	N.J., Tor., Edm.	15	1	2	3	13
SMITH, Mark	SJ.	3	0	0	0	0
SMITH, Steve	Cgy.	23	1	9	10	80
SMOLINSKI, Bryan	Bos., NYLLA	23	9	13	22	23
SMYTH, Ryan	Edm.	8	2	2	4	6
SOURAY, Sheldon	N.J., Mt.	15	0	1	1	28
SPOCK, Jaroslav	Fla., Chi.	7	2	3	5	2
ST. LOUIS, Martin	Cgy., TB	6	4	1	5	0
STAOS, Steve	Bos., Van., Atl.	8	2	1	3	25
STARPLETON, Mike	Chi., Edm., Wpg., Phx., Atl.	12	2	3	5	19
STEFAN, Fabrik	Atl.	6	0	2	2	0
STERN, Ronnie	Van., Cgy., SJ	18	2	1	3	69
STEVENS, Kevin	Ph.	11	3	2	5	24
STEVENS, Scott	Wsh., St. L., NJ	100	19	47	66	280
STEVENSON, Turner	Mt., NYI	26	6	8	14	24
STEWART, Cameron	Fla., Min.	4	0	1	1	6
STILLMAN, Cory	Cgy., St. L.	6	1	3	4	0
STOCK, P.J.	NYR, Ph.	5	0	0	0	21
STRUDWICK, Jason	Van.	4	0	0	0	0
STUART, Brad	SJ.	3	1	0	1	4
STUMPEL, Jozef	Bos., LA	22	5	13	18	10
STURM, Marco	SJ.	4	0	0	0	2
SUCHY, Radostav	Phx.	3	0	0	0	2
SULLIVAN, Mike	SJ., Cgy., Phx.	13	0	1	1	6
SULLIVAN, Steve	NJ, Tor., Chi.	9	3	3	6	6
SUNDIN, Mats	Que., Tor.	29	23	21	44	20
SUNDSTROM, Niklas	NYR, SJ.	16	5	7	17	0
SUTER, Gary	Cgy., Chi., SJ	28	6	11	17	20
SUTTER, Ron	Ph., St. L., Que., NYL, Bos., SJ, Cgy.	58	21	21	42	76
SUTTON, Andy	SJ, Mt.	4	0	0	0	4
SUTTON, Ken	NJ.	6	0	2	2	0
SWARTWADT, Per	Atl.	4	0	0	0	5

PLAYER	TEAM(S)	GP	G	A	PTS	PIM
SVENH, Robert	Fla.	22	0	13	13	24
SVEJKOVSKY, Jaroslav	Wsh.	4	1	2	3	2
SVODODA, Petr	Mt., Buf., Ph. B., Tor.	46	3	23	26	89
SWANEY, Don	Tor., Bos.	42	2	13	15	37
SWOGG, Darryl	Dal.	9	2	6	8	6
SZABO, Michael	Phli.	11	4	3	7	9
SKOKAR, Peter	NJ.	13	7	8	15	2
SYLVESTER, Dean	Atl.	7	3	1	4	8
TAMBLER, Chris	N.Y.R., Atl.	12	0	0	0	8
TANBER, David	Car.	2	0	0	0	0
TANJUGLY, Steve	Col.	4	1	2	3	0
TAYLOR, Tim	Bos., NYR	10	1	3	4	25
TENKGRAT, Per	Fla.	1	0	0	0	0
TETARENKO, Joey	Wsh.	1	0	0	0	0
THEIRION, Chris	Phl.	26	4	2	8	49
THOMAS, Steve	Tor., Chi., NYI, NJ.	46	18	22	40	61
THORNTON, Jose	Bos.	15	4	5	9	4
THORNTON, Scott	Tor., Edm., Mt., SJ.	18	4	4	8	41
TIMANOFF, Misha	Bos., Cbl.	8	0	1	1	0
TIMONEN, Kimmo	Nsh.	5	0	0	0	0
TITOV, Genaro	Cgy., Edm., Ana.	7	4	3	7	6
TKACHUK, Keith	Wpg., Phx., St. L.	12	9	3	12	26
TOCHET, Rick	Phl., LA, Phx.	62	23	17	40	238
TOMIS, Jeff	Wsh., NYL, NYR	3	0	0	0	0
TRAVESE, Patrick	Ott., Bos., Mt.	6	0	1	1	2
TRUBENIAR, Yannick	Ana.	3	0	1	1	4
TRNKA, Rival	Ana.	5	0	0	0	4
TSYPLAKOV, Vladimir	LA, Buf.	4	10	4	14	30
TUCSIL, Eric	Phl.	17	6	6	12	30
TURCOTTE, Darren	NYR, Hrt., Wpg.	30	16	18	34	20
TURGEON, Pierre	LA, Nsh.	44	15	26	41	14
TUZZI, NO, Tony	St. L.	1	0	0	0	0
TUZZI, Tony	NYR	1	0	0	0	0
TURKOVSKY, Oleg	Ana., Wpg., Phx.	11	0	9	9	0
UI ANOV, Greg	Wpg., Wsh., Chi., TB, Mt.	17	0	4	4	25
ULMER, Jeff	NYR	2	1	0	1	0
VANANEN, Ossi	Phx.	1	0	0	0	0
VANANEN, Robert	Nsh.	4	1	2	3	4
VALK, Garry	Van, Ana., Tor.	20	3	4	7	14
VAN ALLEN, Shaun	Ana., Ott., Dal.	19	2	5	7	1
VANDRINSKICH, Ryan	Chi.	3	0	0	0	7
VAN IMPF, Darren	Mt., TB, Tor.	10	2	0	2	0
VARADA, Victor	Buf.	14	3	3	6	14
VASICEK, Josef	Car.	3	0	1	1	0
VASILJEV, Herbert	Atl.	1	0	0	0	0
VERBEK, Pat	NJ, Hrt., NYR, Ott., Det.	68	26	37	63	239
VSHNEVSKI, Vasily	Ana.	2	0	0	0	0
VYRKOBYL, Lubmir	LA	1	0	0	0	0
WADON, David	Cal.	2	1	0	1	0
WAI KER, Scott	Van., Nsh.	9	1	4	5	2
WALLIN, Niclas	Car.	1	0	0	0	0
WALZ, Steve	Min.	2	2	2	4	0
WARD, Aaron	Det.	6	0	1	1	4
WARD, Dixon	Van., Buf., Bos.	18	4	3	7	31
WARD, Ed	Cgy., Atl., NJ	7	1	1	2	4
WARD, Jason	Mt.	4	0	0	0	4
WARD, Lance	Fla.	1	0	1	1	2
WARREN, Rhett	Fla., Buf.	18	0	3	3	22
WARHNER, Ford	Tor., TB	8	0	3	3	4
WATT, Mike	NYI	6	1	1	2	0
WEBB, Steve	NYI	12	0	0	0	33
WEIGHT, Doug	NYR, Edm.	19	3	8	11	8
WEINICH, Eric	NJ, Hrt., Chi., Ph. B.	37	8	12	20	38
WERENKA, Brad	Edm., Cgy.	4	2	0	2	6
WESLEY, Glen	Bos., Hrt., Car.	49	5	19	24	50
WESTLUND, Tommy	Car.	7	1	0	1	0
WHITE, Colin	NJ.	6	0	1	1	8
WHITE, Peter	Phl.	8	0	2	2	0
WHITE, Todd	Ph.	1	0	1	1	0
WHITNEY, Ray	St. L.	16	2	8	10	6
WIEMER, Jason	TB, Cgy.	13	1	3	4	19
WILKE, David	NYR	7	1	0	1	2
WILLIAMS, Justin	Phl.	2	0	1	1	0
WILLS, Shane	Car.	4	0	2	2	6
WILM, Clark	Cgy.	4	1	0	1	0
WILSON, Landon	Bos., Phx.	6	3	2	5	2
WILSON, Mike	Hrt., Fla.	19	2	0	2	6
WITTE, Johan	NYL, Mt.	3	2	0	2	0
WITT, Brendan	Wsh.	14	0	2	2	42
WOOLLEY, Jason	Fla., Buf.	20	4	6	10	12
WORHELL, Peter	Fla.	12	0	2	2	95
WRIGHT, Tyler	Cbl.	6	1	1	2	0
YACHIMENIEV, Vitali	Nsh.	5	1	1	2	0
YARE, Jerry	St. L., Wsh.	11	4	4	8	10
YASNIK, Alexei	Chi.	32	7	12	19	8
YELLE, Stéphane	Ott.	9	0	0	0	4
YLONEN, Juna	Ph.	4	0	1	1	2
YORK, Harry	St. L., Van.	4	0	0	0	2
YORK, Jason	Ana., Ott.	20	1	6	7	14
YORK, Marshall	NYR	1	0	1	1	0
YOUNG, Scott	Hrt., Que., Col., St. L.	29	10	22	32	10
YUSHKEVICH, Dimitri	Phl., Tor.	27	4	8	12	14
YZERMAN, Steve	Det.	38	16	31	47	14
ZAMUNIR, Ron	TB, Ott.	25	7	4	11	12
ZENIK, Richard	Wsh.	9	4	8	12	6
ZELINSKI, Valeri	NJ, Phl., Chi.	23	8	10	18	32
ZETTLER, Ron	Min., SJ, Phl., Tor.	6	0	3	3	4
ZHANG, Alexei	Nsh., Wsh.	13	2	6	8	8
ZHOLTOV, Sergei	Wpg., Chi., Bos., Ott., Mt.	14	1	2	3	2
ZMOLEK, Doug	St. L., LA, Chi.	6	0	1	1	14
ZUBOV, Sergei	NYR, Dal.	18	5	15	20	7
ZUBOV, Danilus	Phl., Mt.	1	0	0	0	6
ZYUZN, Andrei	TB	5	0	2	2	6



Career Goaltending vs. Pittsburgh

NAME	TEAM(S)	GP	MP	GA	SO	AVG	W-L-T
Bellour, Ed	Chi, Dal.	15	839	39	1	2.78	*10-3-1
Bergeron, J.C.	TB, LA	8	304	29	0	5.72	1-5-0
Berk, Zac	TJ	1	7	0	0	0.00	0-0-0
Billington, Craig	NJ, Ott., Bos., Col.	23	1220	78	1	3.84	6-10-2
Bron, Martin	Buf	4	171	13	0	4.56	*0-4-0
Boucher, Brian	Phi	5	255	16	0	3.76	*2-1-1
Brathwaite, Fred	Cgy	2	125	3	0	1.44	*1-0-1
Brodour, Martin	NJ	30	1602	74	2	2.77	*12-11-4
Burke, Sean	NJ, Hfd, Car, Phi, Fla, Phx	39	2203	134	1	3.65	*16-16-5
Carry, Jim	Wsh., Bos.	10	604	25	0	2.48	3-6-1
Cechmanek, Ramon	Phi	5	238	12	0	3.04	*2-2-0
Chabot, Frederic	Mtl	1	65	3	0	2.77	0-1-0
Clouter, Dan	NYR, TB	5	304	12	0	2.37	3-1-1
Cousineau, Marcel	Tor.	1	60	6	0	6.00	0-1-0
Daloe, Byron	LA, Bos.	13	648	24	1	2.23	*6-3-2
DiPietro, Rick	NYI	1	60	6	0	6.00	*0-1-0
Dunham, Mike	NJ, Nash	5	210	5	0	1.43	*3-0-0
Esche, Robert	Phx	2	91	4	0	2.64	0-1-0
Essensa, Bob	Wpg., Edm., Van	13	747	35	1	2.81	*4-6-1
Fankhouser, Scott	Atl	2	124	6	0	2.90	0-2-0
Fernandez, Manny	Min	1	60	2	0	1.99	*0-1-0
Fichaud, Eric	NYI	4	209	13	0	3.73	0-3-0
Fiset, Stephane	Que., Col., LA	13	691	53	0	4.60	3-6-3
Fitzpatrick, Mark	LA, NYI, Fla., TB, Chi	21	1121	74	0	3.98	7-11-1
Flaherty, Wade	NYI	3	120	6	0	3.00	*1-1-0
Fountain, Michael	Car.	1	60	4	0	4.00	0-1-0
Garner, Tyrone	Cgy	1	60	5	0	5.00	0-1-0
Grahame, John	Bos	3	185	5	0	1.82	2-0-1
Hackett, Jeff	NYI, SJ, Chi., Mtl	14	795	39	1	2.94	*5-6-3
Hasek, Dominik	Chi., Btl.	32	1845	86	1	2.80	*11-15-5
Hosby, Glenn	LA, NYI, NYR, Tor	17	909	67	0	4.42	3-9-2
Hebert, Guy	StL., Ana., NYR	11	653	41	0	3.77	*3-5-2
Hirsch, Corey	NYR, Van.	3	161	12	0	4.47	1-2-0
Hnilca, Milan	NYR, Atl	3	148	10	0	4.05	*0-2-0
Hodson, Kevin	TB	1	60	1	0	1.00	1-0-0
Holmqvist, Johan	NYR	1	60	4	0	4.00	*0-1-0
Hurme, Jani	Ott	3	184	9	0	2.93	*1-1-1
Irbe, Arturs	SJ, Dal., Car	18	1022	61	0	3.58	*7-7-3
Jablonski, Pat	Car.	1	59	3	0	3.05	0-1-0
Johnson, Brent	StL.	1	59	4	0	4.04	*0-1-0
Joseph, Curtis	StL., Edm., Tor	21	1190	64	0	3.23	*9-10-2
Khabibulin, Nikolai	Wpg., Phx.	8	425	24	0	3.39	2-4-2
Kidd, Trevor	Cgy., Car., Fla	11	670	36	0	3.22	*3-6-2
Koltzig, Olaf	Wsh.	21	1235	65	0	3.16	*6-11-2
Labarbera, Jason	NYR	1	10	0	0	0.00	*0-0-0
Lalime, Patrick	Ott	5	269	10	1	2.23	*2-2-1
Luongo, Roberto	NYI, Fla	5	302	26	0	5.17	*0-5-0
Maracle, Norm	Atl	2	119	9	0	4.51	*0-2-0
McLean, Kirk	Van., Fla., NYR	21	1225	95	1	4.66	*5-16-1
McLennan, Jamie	StL., Min	2	113	4	0	2.12	*1-1-0
Moss, Tyler	Cgy.	1	60	3	0	3.00	1-0-0
Nabokov, Evgeni	Ana.	1	60	2	0	2.00	*1-0-0
O'Neil, Michael	StL.	1	31	3	0	5.81	0-0-0
Osgood, Chris	Det	10	574	31	1	3.24	*2-7-1
Potvin, Felix	Tor, Van	9	513	35	0	4.09	3-5-1
Puppa, Darren	Buf., TB	23	1037	65	1	3.78	7-8-3
Reese, Jeff	Tor	1	60	6	0	6.00	0-1-0
Rhodes, Damian	Tor., Ott., Atl	16	856	48	1	3.36	*4-8-4
Richter, Mike	NYR	36	2033	116	1	3.42	*12-18-4
Rolason, Dwayne	Cgy, Buf	2	105	4	0	2.29	0-1-0
Roussel, Dominic	Ana.	1	64	1	0	0.94	1-0-0
Roy, Patrick	Mtl., Col.	37	2177	92	0	2.54	*22-8-6
Salo, Tommy	NYI, Edm	13	750	35	0	2.80	*6-6-1
Schafer, Paxton	Bos.	1	0	0	0	0.00	0-0-0
Schwab, Corey	TB	5	218	14	0	3.85	1-3-0
Shields, Steve	Buf., SJ	6	329	13	0	2.37	2-1-2
Shatalenkov, Mikhail	Ana., Fla	6	332	16	0	3.25	2-3-1
Skudra, Peter	Bos	2	120	3	0	1.50	*2-0-0
Snow, Garth	Phi., Van	7	309	19	0	3.70	2-3-1
Sorr, Jamie	LA	4	245	11	1	2.69	*2-1-1
Tabaracci, Rick	Wpg., Wsh., Cgy., TB	7	280	19	0	4.07	1-3-0
Tallas, Robbie	Bos.	4	204	13	0	3.82	0-3-0
Terreri, Chris	NJ, SJ, Chi, NYI	33	1718	93	0	3.25	*13-15-1
Theodore, Jose	Mtl.	0	358	19	0	3.18	*3-3-0
Thibault, Jocelyn	Que., Col., Mtl., Chi	24	1280	70	1	3.28	*9-7-5
Treflow, Andrei	Buf.	2	92	7	0	4.57	0-1-0
Tugnait, Ron	Que., Edm., Ott., Col	17	947	65	0	4.11	*2-12-1
Turek, Roman	Dal, StL.	3	184	8	0	2.61	*1-1-1
Valiquette, Stephan	NYI	1	28	2	0	4.29	0-0-0
Vandiesbroeck, John	NYR, Fla, Phi, NYI	63	3352	202	1	3.62	*27-22-5
Vernon, Mike	Cgy., Det., SJ, Fla	21	1214	75	0	3.71	*10-6-1
Vokoun, Tomas	Nsh	4	248	12	0	2.90	*0-3-1
Weekes, Kevin	NYI, TB	6	335	15	0	2.69	*2-3-1
Wilkinson, Derek	TB	1	42	1	0	1.43	0-0-1
Wregget, Ken	Tor, Phi, Cgy, Det	16	954	65	0	4.09	*8-8-0
Yeremeyev, Vitali	NYR	1	59	6	0	6.09	*0-1-0



2000-01 Final NHL Standings

EASTERN CONFERENCE

Northeast Division

<u>Team</u>	<u>W</u>	<u>L</u>	<u>T</u>	<u>OTL</u>	<u>GF</u>	<u>GA</u>	<u>PTS</u>
Ottawa	48	21	9	4	274	205	109
Buffalo	46	30	5	1	218	184	98
Toronto	37	29	11	5	232	207	90
Boston	36	30	8	8	227	249	88
Montreal	28	40	8	6	206	232	70

Atlantic Division

<u>Team</u>	<u>W</u>	<u>L</u>	<u>T</u>	<u>OTL</u>	<u>GF</u>	<u>GA</u>	<u>PTS</u>
New Jersey	48	19	12	3	295	195	111
Philadelphia	43	25	11	3	240	207	100
PITTSBURGH	42	28	9	3	281	256	96
NY Rangers	33	43	5	1	250	290	72
NY Islanders	21	51	7	3	185	268	52

Southeast Division

<u>Team</u>	<u>W</u>	<u>L</u>	<u>T</u>	<u>OTL</u>	<u>GF</u>	<u>GA</u>	<u>PTS</u>
Washington	41	27	10	4	233	211	96
Carolina	38	32	9	3	212	225	88
Florida	22	38	13	9	200	246	66
Allanta	23	45	12	2	211	289	60
Tampa Bay	24	47	6	5	201	280	59

WESTERN CONFERENCE

Central Division

<u>Team</u>	<u>W</u>	<u>L</u>	<u>T</u>	<u>OTL</u>	<u>GF</u>	<u>GA</u>	<u>PTS</u>
Detroit	49	20	9	4	253	202	111
St. Louis	43	22	12	5	249	195	103
Nashville	34	36	9	3	186	200	80
Chicago	29	40	8	5	210	246	71
Columbus	28	39	9	6	190	233	71

Pacific Division

<u>Team</u>	<u>W</u>	<u>L</u>	<u>T</u>	<u>OTL</u>	<u>GF</u>	<u>GA</u>	<u>PTS</u>
Dallas	48	24	8	2	241	187	106
San Jose	40	27	12	3	217	192	95
Los Angeles	38	28	13	3	252	228	92
Phoenix	35	27	17	3	214	212	90
Anaheim	25	41	11	5	188	245	66

Northwest Division

<u>Team</u>	<u>W</u>	<u>L</u>	<u>T</u>	<u>OTL</u>	<u>GF</u>	<u>GA</u>	<u>PTS</u>
Colorado	52	16	10	4	270	192	118
Edmonton	39	28	12	3	243	222	93
Vancouver	36	28	11	7	239	238	90
Calgary	27	36	15	4	197	236	73
Minnesota	25	39	13	5	168	210	68

PITTSBURGH



PENGUINS



HISTORY



 PITTSBURGH PENGUINS TEAM HISTORY

As the Pittsburgh Penguins prepare for their 35th season, you can say one thing about the history of this amazingly resilient franchise:

It's been a heck of a first 34 years.

The Penguins, literally, have seen it all. They've won two Stanley Cups and survived two bankruptcies. They've been feted at the White House and had their doors padlocked by the IRS. They've played host to dozens of anonymous fringe players and some of the most spectacular individual talent in the history of the game. Mostly, they've been entertaining. You couldn't make this up.

The best player in the history of the franchise, Mario Lemieux, rang up 613 goals and 881 assists and six scoring titles and three MVP awards in 12 seasons before retiring at the age of 31 in 1997. Two years later, he led a group that bought the team out of bankruptcy, becoming the first ex-player to own an NHL team in the modern era.

Then, as if it all weren't enough, he made a miraculous and unthinkable comeback as a player last December, scoring a point 33 seconds into his first shift and ringing up 76 points in 43 games, becoming the first NHL owner to play for his own team.

You couldn't make this up.

The second-best player in the history of the franchise, Jaromir Jagr, virtually grew up here, played 11 seasons here, helped the team to two Stanley Cups and five division championships and 11 straight playoff berths and - oh by the way - won five individual NHL scoring titles, the last four in a row. And in early July, after repeatedly asking for a trade, he was dealt to the Washington Capitals for three prospects and future considerations. A whole new era was underway.

You couldn't make this up.

The Pittsburgh Penguins entered the NHL rather quietly in 1967 as part of a massive expansion effort, joining fellow newcomers Philadelphia, St. Louis, Minnesota, Los Angeles and Oakland as the league doubled its size from six to 12 teams. The franchise fee at the time was \$2 million. The Penguins played their first game on Oct. 11, 1967 at the Civic Arena, losing to the Montreal Canadiens, 2-1, before a crowd of 9,307.

The Penguins missed the playoffs in each of their first two seasons but qualified for the first time in 1969-70, sweeping Oakland in the first round before falling to rival St. Louis in the Stanley Cup semifinals. Tragedy touched the team that spring when sparkling rookie centerman Michel Briere was involved in a car accident and lapsed into a coma. He died 11 months later, and became the first player in Penguins history to have his number (21) retired.

The Penguins' best season of the "early years" came in 1974-75, when, despite some off-ice financial woes, they went 37-28-15 for 89 points. Led by Jean Pronovost, Syl Apps, Ron Schock and a dynamic rookie named Pierre Larouche, the Penguins whipped the Blues in the first round of the playoffs, then led the New York Islanders, three games to none, in the best-of-seven second round. But, incredibly, the Penguins became only the second club in NHL history to fritter away a 3-0 lead in a seven-game series, and the Islanders came back to eliminate them with four straight wins. The Penguins declared bankruptcy for the first time that summer, and the arena doors were padlocked by the IRS.

An ownership group led by Ohio businessman Al Savill rescued the team for several seasons before giving way to Edward J. DeBartolo of nearby Youngstown. DeBartolo purchased a third of the club in 1977 and became the owner on April 5, 1978.

Some moderate playoff success followed under DeBartolo, but things got worse before they got better. The Penguins finished last in the overall standings in both 1982-83 (45 points) and 1983-84 (38 points), and it was not until they selected a lanky 18-year-old from Quebec with the first pick of the 1984 draft that the outlook began to brighten.

Young Mario Lemieux scored 100 points as a teen-aged rookie in 1984-85 and showed tantalizing flashes of pure brilliance to come. He won his first NHL scoring championship and his first MVP award in 1987-88. Another major step forward came in December 1989, when DeBartolo hired Craig Patrick as general manager. In all, it took seven seasons, several coaching changes, much angst and a slew of craft "personnel" moves, but Lemieux finally achieved his goal in 1990-91, leading the Penguins to their first Stanley Cup.

The team had a cast of shimmering stars - Ron Francis, Paul Coffey, Tom Barraso, Kevin Stevens, Mark Recchi, Joe Mullen, Ulf Samuelsson, Larry Murphy, Bryan Trottier and Jagr - and a core of solid role players. It was prodded to excellence by the vast experience and raw exuberance of legendary coach "Badger Bob" Johnson. It lost the first game of each of its playoff series that season, yet showed the heart and resiliency to battle back every time. By the final night of the playoffs, when the Penguins crushed the Minnesota North Stars, 8-0, this clearly was the best hockey team in the world.

Heartbreak followed when Johnson was stricken with brain cancer over the summer and died in November, 1991. But the Penguins persevered, honoring his memory by claiming a second straight Stanley Cup under another legendary coach, Scotty Bowman, in 1991-92. Lemieux won the Conn Smythe Trophy as MVP of the playoffs for the second straight year as the Penguins swept Chicago in the finals. In addition, during the 1991-92 season, Howard Baldwin's ownership group purchased the team from the DeBartolo family.

Lemieux & Co. absolutely dominated the league during the next regular season, 1992-93, setting club records for wins and points by going 56-21-7 for 119 points and finishing first in the overall standings. Lemieux was diagnosed with Hodgkins disease in January and missed six weeks while undergoing radiation treatments, but he stormed back to win the scoring championship. Late in the regular season, the Penguins set an NHL record with 17 consecutive victories.

But a stunning thing happened on the way to a third straight Cup; the upstart New York Islanders upset the Penguins in seven games in the second round of the playoffs, recording the decisive victory on an overtime goal by David Volek at the Civic Arena.

The Penguins have reached the playoffs every year since then - 11 consecutive seasons in all, the second-longest current streak in the NHL, trailing only St. Louis. And they posted the second-best regular season record in the league during the 1990s, trailing only Detroit.

Lemieux retired after the 1996-97 season and Francis was lost to free agency during the 1997-98 campaign, but the Penguins have continued to be one of the league's most competitive teams. Not even the uncertainty of the bankruptcy during the 1998-99 season could interrupt the string of playoff berths. And when Lemieux stepped forward to lead the new ownership group in September 1999, the club had a new, positive outlook for the future.

The string of individual NHL scoring championships also has continued; together, Lemieux and Jagr have won seven in a row, nine of the last 10, and 11 of the last 14. Amazing.

There was another scoring title for Jagr in 2000-01, but that wasn't the biggest story of the season. Lemieux made a comeback after three-and-a-half years of retirement, thereby becoming the first owner of the modern era to play for his own team. He picked up an assist just half a minute into his first game against Toronto on Dec. 27 and finished in the top 30 in league scoring despite playing just 43 contests. He then helped lead the Penguins to the Eastern Conference finals.

You couldn't make this up.



 PENGUINS HALL OF FAME

The Pittsburgh Penguins Hall of Fame roster grew by one last season when Joe Mullen was inducted during a pre-game ceremony at Mellon Arena.

The Penguins Hall now has 10 members --charter members Jean Pronovost, Rick Kehoe and Bob Johnson, as well as Syl Apps, Edward J. DeBartolo, Dave Burrows, Elaine Heufelder, Jack Riley, Mario Lemieux and Mullen. Pronovost, Kehoe and Johnson were elected as charter members in 1992. Apps was inducted in 1994, DeBartolo, Burrows and Heufelder in 1996, and Riley and Lemieux were added in 1999. New inductees in 2001 include Craig Patrick, Mike Lange and Anthony "A.T." Caggiano.

Bob Johnson (1992)

Bob Johnson coached the Penguins to their first Stanley Cup Championship in 1990-91. An outstanding college coach and former head coach of the Calgary Flames, Johnson became head coach of the Penguins on June 12, 1990, and led the team to its first Patrick Division title with 88 points. The Penguins then went on to win the Patrick Division playoff title and the Wales Conference Trophy to earn the club's first trip to the Stanley Cup Finals. The Penguins claimed the Cup on May 25, 1991, with an 8-0 win at Minnesota. Johnson became only the second American-born coach to win the Cup. Just three months later, on November 26, 1991, Johnson passed away at his home in Colorado. Thanks in large part to Bob Johnson, it will always be a "Great Day for Hockey" in Pittsburgh.



Rick Kehoe (1992)

Acquired from Toronto on September 13, 1974, Kehoe played 11 seasons with the Penguins (1974-75 to 1984-85). A right wing, he scored a career-high 55 goals in the 1980-81 season. Only Mario Lemieux and Jaromir Jagr have tallied more goals in a single season with the team. With Pittsburgh, Kehoe led the team in goals and points on three occasions. He recorded 25 or more goals in nine of his 11 seasons, while hitting the 30-goal mark five times. With 636 regular season points as a Penguin, Kehoe ranks third in club history, trailing only Lemieux and Jagr. He also ranks fourth in games (722), fourth in goals (312), sixth in assists (324), fourth in power play goals (95) and fourth in hat tricks (8). He played in the NHL All-Star Game twice and won the Lady Byng Trophy in 1981.



Jean Pronovost (1992)

Jean Pronovost played 10 seasons with the Penguins from 1968-78 and has played in more games than any other player in club history (753) with the exceptions of Mario Lemieux and Jaromir Jagr. A right wing, Pronovost was the first Penguins player to record 50 goals in a season, when he tallied 52 in 1975-76. He led the team in goals five times and points twice, and recorded 20-or-more goals in nine of his 10 seasons, while playing in 70 or more games in eight of those 10. Pronovost ranks third in club history with 316 goals, fifth in points (603), eighth in assists (287), fifth in power play goals (70) and third in game-winning goals (42). He represented the Penguins in the NHL All-Star Game on four occasions and served as team captain in 1977-78.





Syl Apps (1994)

Syl Apps was acquired from the New York Rangers with Sheldon Kannegiesser in January of 1971. He spent six full seasons and part of two others with Pittsburgh, recording 151 goals, 349 assists and 500 points in 495 regular season games. Apps led the team in scoring three times, and currently ranks ninth on the Penguins career list in goals, fourth in assists, seventh in points, and fifth in short-handed goals. He led the Penguins in assists five times, including the 1975-76 season when he notched a career-high 99 points (32+67). He was also the MVP at the 1975 NHL All-Star Game in Montreal. For four seasons, Apps centered the famed "Century Line" that included right wing Jean Pronovost and left wing Lowell MacDonald. The trio combined for 203 points and 84 goals in 1972-73, 239 points and 107 goals in 1973-74, 214 points and 94 goals in 1974-75 and 276 points and 114 goals in 1975-76.



Dave Burrows (1996)

Dave Burrows was one of the survivors of a dying breed - the defensive defenseman - and his perfection of the art made him one of the most popular players in Penguins history. The Penguins selected Burrows from the Chicago Blackhawks in the NHL Intra-League Draft in June of 1971. He played with the Penguins through the 1977-78 season, before being traded to Toronto for Randy Carlyle and George Ferguson in June of 1978. He was reacquired by Pittsburgh in November of 1980, and remained with the team through the 1981-82 season. Overall, he played in 724 games with Pittsburgh and Toronto, collecting 29 goals and 135 assists for 164 points. Burrows totaled just 377 penalty minutes in his career, along with just six in 29 playoff games. With the Penguins, he recorded 132 points (24+108) in 573 games and four points (1+3) in 20 post season contests. Burrows played in the 1974 and 1976 NHL All-Star Games and was chosen to play for Team Canada in 1976.



Edward J. DeBartolo (1996)

Edward J. DeBartolo bought one-third ownership in the Penguins in 1977, then purchased the team outright one year later. The brightest moment during his tenure was the team's first Stanley Cup Championship in 1991. With patience and perseverance, the DeBartolo franchise endured a streak of six consecutive seasons without a playoff berth before beginning to rebound in the late 1980s, coming within one game of the Conference Final in 1989. He was selected as the Vectors' Pittsburgh Man of the Year in 1983, was named Youngstown State's Distinguished Citizen in 1984 and was a 1985 recipient of the Ohio Governor's Award. In 1986, DeBartolo was among 80 people chosen to receive the Ellis Island Medal of Honor, presented to American citizens who have distinguished themselves and preserved the values of their heritage. DeBartolo passed away on December 19, 1994 at the age of 85.



Elaine Heufelder (1996)

Elaine Heufelder has served the Penguins and Mellon Arena for more than 35 years. She was the executive assistant for the Civic Arena's first building manager, Charles Strong, and worked for Paul Martha, Edward J. DeBartolo Sr., Roger Marino and now Mario Lemieux. Throughout her career, she has played a key role in the operation of the building and the team's front office.





Mario Lemieux (1999)

Lemieux is simply the greatest player in Penguins history, the club's all-time leading scorer and the captain of Pittsburgh's two Stanley Cup Championship teams in 1990-91 and 1991-92. Drafted first overall in 1984, Lemieux recorded 613 goals and 881 assists for 1,494 points in 745 games during his first 12 seasons. He won six NHL scoring championships, three MVP trophies, two Conn Smythe trophies as MVP of the playoffs, and the Calder Trophy as Rookie of the Year in 1984-85. He also became the only player in NHL history to average more than two points per game for his career. Lemieux then led an ownership group that brought the club out of bankruptcy in 1999. In December of 2000, he made the greatest comeback in sports history when he re-joined the team's lineup after a 3-year retirement. He currently serves the team as Chief Executive Officer as well as its star player.



Jack Riley (1999)

Jack Riley was here from the very beginning. The original general manager of the Penguins, Riley assembled the first team in franchise history in 1967 and served two stints as general manager - from 1967-70 and again from 1972-74. He also was team president from 1970-72. A respected figure throughout the hockey world, Jack still serves as a consultant for the American Hockey League. "Jack was the one to pave the way for our organization," said Lemieux, his Hall of Fame classmate. "He gave us the opportunity to have a successful franchise."



Joe Mullen (2000)

As a youngster, Joe Mullen laced up his roller skates at the corner parking lot in the Hell's Kitchen section of New York City. Years later became the first American-born player to score 500 goals in the NHL. His 16-year NHL career is full of milestones including three Stanley Cup Championships. He was a member of the Calgary Flames first championship team in 1989 and both Penguins' championship teams in 1991 and 1992. He is currently the second leading American-born scorer in league history with 502 goals and 1,063 points in 1,062 career games. Since his retirement from play in 1997, Mullen has been honored with inductions into the Hockey Hall of Fame, the USA Hockey Hall of Fame, the Western PA Sports Hall of Fame and in the Boston College Hall of Fame.





Penguins All-Time Record by Season

SEASON	GP	W	L	T	RT	PTS	GF	GA	FINISHED	PLAYOFF RESULT
1967-68	74	27	34	13	--	67	195	216	5th, West Division	Out of Playoffs
1968-69	76	20	45	11	--	51	169	252	5th, West Division	Out of Playoffs
1969-70	76	26	38	12	--	64	182	238	2nd, West Division	Lost Semifinal
1970-71	78	21	37	20	--	62	221	240	6th, West Division	Out of Playoffs
1971-72	78	26	38	14	--	66	220	258	4th, West Division	Lost Quarterfinal
1972-73	78	32	37	9	--	73	257	265	5th, West Division	Out of Playoffs
1973-74	78	28	41	9	--	65	242	273	5th, West Division	Out of Playoffs
1974-75	80	37	28	15	--	89	326	289	3rd, Norris Division	Lost Quarterfinal
1975-76	80	35	33	12	--	82	339	303	3rd, Norris Division	Lost Preliminary Round
1976-77	80	34	33	13	--	81	240	252	3rd, Norris Division	Lost Preliminary Round
1977-78	80	25	37	18	--	68	254	321	4th, Norris Division	Out of Playoffs
1978-79	80	36	31	13	--	85	281	279	2nd, Norris Division	Lost Quarterfinal
1979-80	80	30	37	13	--	73	251	303	3rd, Norris Division	Lost Preliminary Round
1980-81	80	30	37	13	--	73	302	345	3rd, Norris Division	Lost Preliminary Round
1981-82	80	31	36	13	--	75	310	337	4th, Patrick Division	Lost Division Semifinal
1982-83	80	18	53	9	--	45	257	394	6th, Patrick Division	Out of Playoffs
1983-84	80	16	58	6	--	38	254	390	6th, Patrick Division	Out of Playoffs
1984-85	80	24	51	5	--	53	276	395	6th, Patrick Division	Out of Playoffs
1985-86	80	34	38	8	--	76	313	305	5th, Patrick Division	Out of Playoffs
1986-87	80	30	38	12	--	72	297	290	5th, Patrick Division	Out of Playoffs
1987-88	80	36	35	9	--	81	319	316	6th, Patrick Division	Out of Playoffs
1988-89	80	40	33	7	--	87	347	349	2nd, Patrick Division	Lost Division Final
1989-90	80	32	40	8	--	72	318	359	5th, Patrick Division	Out of Playoffs
1990-91	80	41	33	6	--	88	342	305	1st, Patrick Division	Won Stanley Cup
1991-92	80	39	32	9	--	87	343	306	3rd, Patrick Division	Won Stanley Cup
1992-93	84	56	21	7	--	119	367	268	1st, Patrick Division	Lost Division Final
1993-94	84	44	27	13	--	101	299	285	1st, Northeast Division	Lost Conference Quarterfinal
1994-95	48	29	16	3	--	61	181	158	2nd, Northeast Division	Lost Conference Semifinal
1995-96	82	49	29	4	--	102	362	284	1st, Northeast Division	Lost Conference Championship
1996-97	82	38	36	8	--	84	285	280	2nd, Northeast Division	Lost Conference Quarterfinal
1997-98	82	40	24	18	--	98	228	188	1st, Northeast Division	Lost Conference Quarterfinal
1998-99	82	38	30	14	--	90	242	225	3rd, Atlantic Division	Lost Conference Semifinal
1999-00	82	37	37	8	6	88	241	236	3rd, Atlantic Division	Lost Conference Semifinal
2000-01	82	42	28	9	3	96	281	256	3rd, Atlantic Division	Lost Conference Final

Home							Road						
SEASON	GP	W	L	T	RT	PTS	SEASON	GP	W	L	T	RT	PTS
1967-68	37	15	12	10	--	40	1967-68	37	12	22	3	--	27
1968-69	36	12	20	6	--	30	1968-69	38	8	25	5	--	21
1969-70	38	17	13	8	--	42	1969-70	38	9	25	4	--	22
1970-71	39	18	12	9	--	45	1970-71	39	3	25	11	--	17
1971-72	39	18	15	6	--	42	1971-72	39	6	23	8	--	24
1972-73	39	24	11	4	--	52	1972-73	39	8	26	5	--	21
1973-74	39	15	18	6	--	36	1973-74	39	13	23	3	--	29
1974-75	40	25	5	10	--	60	1974-75	40	12	23	5	--	29
1975-76	40	23	11	6	--	52	1975-76	40	12	22	6	--	30
1976-77	40	22	12	6	--	50	1976-77	40	12	21	7	--	31
1977-78	40	16	15	9	--	41	1977-78	40	9	22	9	--	27
1978-79	40	23	12	5	--	51	1978-79	40	13	19	8	--	34
1979-80	40	20	13	7	--	47	1979-80	40	10	24	6	--	28
1980-81	40	21	16	3	--	45	1980-81	40	9	21	10	--	28
1981-82	40	21	11	8	--	50	1981-82	40	10	25	5	--	25
1982-83	40	14	22	4	--	32	1982-83	40	4	31	5	--	13
1983-84	40	7	29	4	--	18	1983-84	40	9	29	2	--	20
1984-85	40	17	20	3	--	37	1984-85	40	7	31	2	--	16
1985-86	40	20	15	5	--	45	1985-86	40	14	23	3	--	31
1986-87	40	19	15	6	--	44	1986-87	40	11	23	6	--	28
1987-88	40	22	12	6	--	50	1987-88	40	14	23	3	--	31
1988-89	40	24	13	3	--	51	1988-89	40	16	20	4	--	36
1989-90	40	22	15	3	--	47	1989-90	40	10	25	5	--	25
1990-91	40	25	12	3	--	53	1990-91	40	16	21	3	--	35
1991-92	40	21	13	6	--	48	1991-92	40	18	19	3	--	39
1992-93	42	32	6	4	--	68	1992-93	42	24	15	3	--	51
1993-94	42	25	9	8	--	58	1993-94	42	19	18	5	--	43
1994-95	24	18	5	1	--	37	1994-95	24	11	11	2	--	24
1995-96	41	32	9	0	--	64	1995-96	41	17	20	4	--	38
1996-97	41	25	11	5	--	55	1996-97	41	13	25	3	--	29
1997-98	41	21	10	10	--	52	1997-98	41	19	14	8	--	46
1998-99	41	21	10	10	--	52	1998-99	41	17	20	4	--	38
1999-00	41	23	11	7	0	53	1999-00	41	14	26	1	6	35
2000-01	41	24	15	2	0	50	2000-01	41	18	13	7	3	46

* 2000-01 includes games in Japan



Penguins All-Time Roster and Stats

PETER AHOLA D #6 Acquired from Los Angeles for Jeff Chychrun, Nov. 1992. Traded to San Jose for future considerations, Feb. 1993. 1992-93 GP G A PTS PIM Reg. Season 22 0 1 1 14 Playoffs -- -- -- -- --						JEAN-SEBASTIEN AUBIN G #30 Selected in the third round of Entry Draft (Sherbrooke, QMJHL), June 1995. 1998-2001 GP G A PTS PIM Reg. Season 104 0 1 1 6 Playoffs 1 0 0 0 0					
BRAD AITKEN LW #17/35 Selected in the third round of Entry Draft (Sault Ste. Marie, OHL), June 1986. Traded to Edmonton Oilers for Kim Isele, March 1991. 1987-88/89-91 GP G A PTS PIM Reg. Season 11 1 2 3 25 Playoffs -- -- -- -- --						DON AWREY D #24 Acquired from Montreal for third round choice in 1976 Draft and future considerations, Aug. 1976. Rights traded to Washington for Bob Paradise, Oct. 1977. 1976-77 GP G A PTS PIM Reg. Season 79 1 12 13 40 Playoffs 3 0 1 1 0					
PETER ALLEN D #38 Signed as a free agent Aug. 1995. Signed by San Jose as a free agent Aug. 1997. 1995-96 GP G A PTS PIM Reg. Season 8 0 0 0 8 Playoffs -- -- -- -- --						WAYNE BABYCH RW #10/26 Claimed in Waiver Draft from St. Louis, Oct. 1984. Traded to Quebec for future considerations, Oct. 1985. 1984-85 GP G A PTS PIM Reg. Season 67 20 34 54 76 Playoffs -- -- -- -- --					
RUSS ANDERSON D #7 Selected in the second round of Entry Draft (U. of Minnesota, WCHA), June 1975. Traded with an eighth round draft choice in the 1983 Entry Draft to Hartford for Rick MacLeish, December 1981. 1976-82 GP G A PTS PIM Reg. Season 353 15 77 92 654 Playoffs 10 0 3 3 28						MATTHEW BARNABY RW #36 Acquired from Buffalo for Stu Barnes, Mar. 1999. Traded to Tampa Bay for Wayne Primeau, Feb. 1, 2001. 1989-2001 GP G A PTS PIM Reg. Season 129 15 18 33 399 Playoffs 24 0 2 2 64					
PAUL ANDREA RW #22 Acquired with Dunc McCallum and George Konk from the NY Rangers for Larry Jeffrey, June 1967. Drafted by Oakland in Intra-League Draft, June 1970. 1967-69 GP G A PTS PIM Reg. Season 91 18 27 45 4 Playoffs -- -- -- -- --						STU BARNES C #14 Acquired from Florida with Jason Woolley for Chris Wells, Nov. 1996. Traded to Buffalo for Matthew Barnaby, Mar. 1999. 1996-99 GP G A PTS PIM Reg. Season 204 67 69 136 66 Playoffs 11 3 4 7 2					
GREG ANDRUSAK D #4/36/37/49 Selected in the fifth round of Entry Draft (U. of Minnesota-Duluth, WCHA), June 1985. Signed as a free agent March 1999. Signed as a free agent by Toronto, July 1999. 1993-96/99 GP G A PTS PIM Reg. Season 18 0 5 5 12 Playoffs 12 1 0 1 6						TOM BARRASSO G #31/35 Acquired with third round draft choice in 1990 Draft from Buffalo for Doug Bodger and Darrin Shannon, Nov. 1988. Traded to Ottawa for Ron Tugnutt and Janne Laukkanen, Mar. 2000. 1988-2000 GP G A PTS PIM Reg. Season 458 0 31 31 251 Playoffs 101 0 7 7 38					
LOU ANGOTTI C #7 Acquired from Philadelphia in a three-way deal with St. Louis, with Pittsburgh sending Al McDonald to St. Louis, June 1968. Traded with a first round draft pick in 1971 Draft to St. Louis for Ron Schock and Craig Carreron, June 1968. 1968-69 GP G A PTS PIM Reg. Season 71 17 20 37 36 Playoffs -- -- -- -- --						DOUG BARRIE D #23 Purchased from Detroit Oct. 1968. Selected in Expansion Draft by Buffalo, June 1970. 1968-69 GP G A PTS PIM Reg. Season 8 1 1 2 8 Playoffs -- -- -- -- --					
SHAWN ANTOSKI LW #11 Signed as a free agent July 1996. Traded to Anaheim with Dmitri Mironov for Fredrik Olausson and Alex Hicks, Nov. 1996. 1996-97 GP G A PTS PIM Reg. Season 13 0 0 0 49 Playoffs -- -- -- -- --						LEN BARRIE C #9 Signed as a free agent Aug. 1994. Released July 1996. 1994-96 GP G A PTS PIM Reg. Season 53 3 11 14 84 Playoffs 4 1 0 1 8					
SYL APFS C #26 Acquired with Sheldon Kannegiesser from NY Rangers for Glen Sather, Jan. 1971. Traded with Herby Mandman to Los Angeles for Gene Carr, Dave Schultz and a fourth round choice in the 1978 Draft, Nov. 1977. 1970-78 GP G A PTS PIM Reg. Season 495 151 349 500 241 Playoffs 19 4 4 8 4						HANK BASSEN G #1 Acquired from Detroit for Roy Edwards, Sept. 1967. Retired, Aug. 1968. 1967-68 GP G A PTS PIM Reg. Season 25 0 0 0 8 Playoffs -- -- -- -- --					
JOHN ARBOUR D #3 Purchased with Jean Pronovost from Boston, May 1968. Sold to Vancouver, June 1970. 1968-69 GP G A PTS PIM Reg. Season 17 0 2 2 35 Playoffs -- -- -- -- --						ANDY BATHGATE RW #9 Claimed from Detroit in Expansion Draft, June 1967. Loaned to Vancouver (WHL), Sept. 1968. Retired, June 1971. 1967-68/70-71 GP G A PTS PIM Reg. Season 150 35 68 103 89 Playoffs -- -- -- -- --					
CHUCK ARNASON RW #9 Acquired with Bob Paradise from Atlanta, Jan. 1974. Traded with Steve Durban and a first round choice in the 1976 Draft to Kansas City for Simon Nole and Ed Gilbert and a first round choice in 1976 Draft, Jan. 1978. 1973-76 GP G A PTS PIM Reg. Season 149 47 42 89 32 Playoffs 9 2 4 6 4						PAUL BAXTER D #4 Signed as a free agent Aug. 1980. Signed by Calgary as a free agent, Sept. 1983. 1980-83 GP G A PTS PIM Reg. Season 202 25 69 94 851 Playoffs 10 0 1 1 4					
ROGER BELANGER C #24 Selected in first round of Entry Draft (Kingsbn, OHL), June 1984. Released, June 1988. 1984-85 GP G A PTS PIM Reg. Season 44 3 5 8 32 Playoffs -- -- -- -- --											



NEIL BELLAND D #22
Signed as a free agent, Sept. 1986. Released, July 1987
1986-87 GP G A PTS PIM
Reg. Season 3 0 1 1 0
Playoffs -- -- -- -- --

HARVEY BENNETT C #28
Signed as a free agent, June 1974. Traded to Washington for Stan Gilbertson, Dec. 1975
1974-75 GP G A PTS PIM
Reg. Season 32 3 3 6 53
Playoffs -- -- -- -- --

JOSEF BERANEK LW #15/18
Acquired from Vancouver for future considerations, Mar. 1997. Traded to Edmonton for Bobby Dolan and Terry Hrkac, June 1998. Acquired from Edmonton for German Tiou, Mar. 2000. Released July 2001.
1996-97/2000-01 GP G A PTS PIM
Reg. Season 91 16 19 35 65
Playoffs 29 0 5 5 8

DRAKE BEREHOWSKY D #44/55
Acquired from Toronto for Grant Jennings, Apr. 1995. Released July 1996.
1995-96 GP G A PTS PIM
Reg. Season 5 0 0 0 13
Playoffs 1 0 0 0 0

YVES BERGERON RW #20/27
Selected in eighth round of Entry Draft (Shawinigan, QMJHL), June 1972. Released June 1977.
1974-75 GP G A PTS PIM
Reg. Season 3 0 0 0 0
Playoffs -- -- -- -- --

MARC BERGEVIN D #3
Acquired from St. Louis for Dan Trebil, Dec. 28, 2000. Released July 2001.
2000-01 GP G A PTS PIM
Reg. Season 36 1 4 5 26
Playoffs 12 0 1 1 2

STEFAN BERGKVIST D #33/3
Selected in the first round of Entry Draft (Leksand, Sweden), June 1993.
1995-2000 GP G A PTS PIM
Reg. Season 7 0 0 0 8
Playoffs 4 0 0 0 2

NICK BEVERLEY D #25
Acquired from Boston for Daryl Eastman, Oct. 1973. Traded to NY Rangers for Vic Hadfield, May 1974.
1973-74 GP G A PTS PIM
Reg. Season 67 2 14 16 21
Playoffs -- -- -- -- --

WAYNE BIANCHIN LW #14
Selected in second round of Entry Draft (Flin Flon, WCHL), May 1973. Claimed by Edmonton in Expansion Draft, June 1979.
1973-79 GP G A PTS PIM
Reg. Season 265 68 41 109 130
Playoffs 3 0 1 1 6

LARRY BIGNELL D #23/24
Selected in third round of Entry Draft (Edmonton, WCHL), June 1970. Released, June 1975
1973-74 GP G A PTS PIM
Reg. Season 20 0 3 3 2
Playoffs 3 0 0 0 2

LES BINKLEY G #30
Purchased from Cleveland (AHL), Sept. 1966. Signed by Ottawa (WHA) as a free agent, Sept. 1972.
1967-72 GP G A PTS PIM
Reg. Season 196 0 1 1 2
Playoffs 7 0 0 0 0

SCOTT BJUGSTAD RW #27
Acquired with Gord Dineen from Minnesota for Ville Siren and Steve Gotsias, Dec. 1988. Signed as a free agent by Los Angeles, Aug. 1989.
1988-89 GP G A PTS PIM
Reg. Season 24 3 0 3 4
Playoffs -- -- -- -- --

BOB BLACKBURN D #4
Selected in Intra-League Draft from NY Rangers, June 1969. Sold to Vancouver (WHL), Sept. 1971
1969-71 GP G A PTS PIM
Reg. Season 124 8 12 20 105
Playoffs 7 0 0 0 4

TOM BLADON D #2
Acquired with Orest Kindrachuk from Philadelphia for a first round pick in 1978 Entry Draft, June 1978. Signed as a free agent by Edmonton, July 1980.
1978-80 GP G A PTS PIM
Reg. Season 135 6 29 35 99
Playoffs 8 0 5 5 2

MIKE BLAISDELL RW #26
Claimed from NY Rangers in Waiver Draft, Oct. 1985. Signed as a free agent by Toronto, July 1987
1985-87 GP G A PTS PIM
Reg. Season 76 16 15 31 38
Playoffs -- -- -- -- --

DOUG BODGER D #3/33
Selected in first round of Entry Draft (Kamloops, WHL), June 1984. Traded with Darrin Shannon to Buffalo for Tom Barrasso and a third round choice in 1990 Entry Draft, Nov. 1988
1984-88 GP G A PTS PIM
Reg. Season 299 35 132 167 293
Playoffs -- -- -- -- --

LEO BOVIN D #2
Claimed from Detroit in Expansion Draft, June 1967. Traded to Minnesota for Duane Rupp, Jan. 1969.
1967-69 GP G A PTS PIM
Reg. Season 114 14 26 40 100
Playoffs -- -- -- -- --

BRIAN BONIN C #17
Selected in ninth round of Entry Draft (Minnesota, WCHA), June 1992. Signed as a free agent by Vancouver, Aug. 1999
1999 GP G A PTS PIM
Reg. Season 5 0 0 0 0
Playoffs 3 0 0 0 0

DENNIS BONVIE RW #16
Signed as a free agent, Sept. 20, 1999. Released July 2001.
1999-2001 GP G A PTS PIM
Reg. Season 31 0 0 0 80
Playoffs -- -- -- -- --

BOB BOUGHNER D #6
Acquired from Nashville for Pavel Skrbek, Mar. 13, 2000. Signed by Calgary as a free agent, July 2001.
2000 GP G A PTS PIM
Reg. Season 69 2 3 5 206
Playoffs 29 0 3 3 37

PHIL BOURQUE LW/D #24/29
Signed as a free agent, June 1982. Signed by NY Rangers as a free agent, June 1992.
1983-84/85-92 GP G A PTS PIM
Reg. Season 344 75 89 164 435
Playoffs 56 13 12 25 107

PAT BOUTETTE LW #15
Acquired with Kevin McClelland from Hartford as compensation for Hartford signing Greg Millen, June 1981. Traded to Hartford for rights to Ville Siren, Nov. 1984
1981-85 GP G A PTS PIM
Reg. Season 247 65 109 174 548
Playoffs 5 3 1 4 8

RANDY BOYD D #8
Selected in third round of Entry Draft (Olewa, OHL), June 1980. Traded to Chicago for Greg Fox, Dec. 1983
1981-83 GP G A PTS PIM
Reg. Season 84 4 17 21 126
Playoffs 3 0 0 0 11

WALLY BOYER C #18
Acquired from Montreal for Al MacNeil, June 1968. Released, Jan. 1976
1968-72 GP G A PTS PIM
Reg. Season 203 32 62 94 81
Playoffs 10 1 2 3 0

PITTSBURGH



PENGUINS

ANDY BRICKLEY LW #23
 Acquired with Ron Flockhart, Mark Taylor and a first and third round choice in 1984 Entry Draft from Philadelphia for Rich Suter and a second and third round choice in 1984 Entry Draft, Oct. 1983. Signed as a free agent by New Jersey, June 1986.

1983-85	GP	G	A	PTS	PIM
Reg. Season	95	25	35	60	19
Playoffs	--	--	--	--	--

MICHEL BRIERE C #21
 Selected in second round of Entry Draft (Shawinigan GMJHL), June 1983. Died from injuries sustained in a car accident, May 1970.

1989-90	GP	G	A	PTS	PIM
Reg. Season	76	12	32	44	20
Playoffs	10	5	3	8	2

ANDY BROWN G #29/30
 Acquired from Detroit for a third round choice in 1973 Entry Draft and cash, Feb. 1973. Signed as a free agent by Indianapolis (WHA), July 1974.

1973-74	GP	G	A	PTS	PIM
Reg. Season	45	0	0	0	62
Playoffs	--	--	--	--	--

DOUG BROWN RW #24
 Signed as a free agent, Sept. 1993. Claimed by Detroit in Waiver Draft, Jan. 1995.

1993-95	GP	G	A	PTS	PIM
Reg. Season	77	18	37	55	18
Playoffs	5	0	0	0	2

GREG BROWN D #34
 Signed as a free agent, Sept. 1993. Traded to Winnipeg for future considerations, Apr. 1995.

1993-94	GP	G	A	PTS	PIM
Reg. Season	35	3	8	11	28
Playoffs	6	0	1	1	4

ROB BROWN RW #44
 Selected in fourth round of Entry Draft (Kamloops WHL), June 1986. Traded to Hartford for Scott Young, Dec. 1990. Signed as a free agent, June 1997. Released, June 2000.

1987-91/87-2000	GP	G	A	PTS	PIM
Reg. Season	414	150	192	342	392
Playoffs	43	9	10	19	34

MIKE BULLARD C #22
 Selected in first round of Entry Draft (Brantford OHL), June 1980. Traded to Calgary for Dan Quinn, Nov. 1986.

1980-86	GP	G	A	PTS	PIM
Reg. Season	382	186	175	361	388
Playoffs	9	4	4	8	4

TED BULLLEY LW #24
 Signed as a free agent, Sept. 1983. Released, July 1984.

1983-84	GP	G	A	PTS	PIM
Reg. Season	26	3	2	5	12
Playoffs	--	--	--	--	--

CHARLIE BURNS C #9
 Claimed from Oakland in Intra-League Draft, June 1986. Claimed by Minnesota in Intra-League Draft, June 1989.

1988-89	GP	G	A	PTS	PIM
Reg. Season	76	13	38	51	22
Playoffs	--	--	--	--	--

DAVE BURROWS D #48
 Selected from Chicago in Intra-League Draft, June 1971. Traded to Toronto for Randy Carlyle and George Ferguson, June 1978. Acquired with Paul Gardner from Toronto for Kim Davis and Paul Marshall, Nov. 1980. Released, July 1982.

1971-78/80-82	GP	G	A	PTS	PIM
Reg. Season	573	24	108	132	301
Playoffs	20	1	3	4	16

ROD BUSKAS D #7
 Selected in sixth round of Entry Draft (Medicine Hat WHL), June 1981. Traded to Vancouver for a sixth round choice in 1990 Entry Draft, Oct. 1989. Acquired with Tony Tanf and Barry Pederson for Dan Quinn, Andrew McBain and Dave Capuano, Jan. 1990. Signed by Los Angeles in Waiver Draft, Oct. 1990.

1982-89/90	GP	G	A	PTS	PIM
Reg. Season	431	16	48	64	959
Playoffs	10	0	0	0	23

SVEN BUTENSCHON D #22
 Selected in the third round of Entry Draft (Brandon WHL), June 1984. Traded to Edmonton Oilers for Dan LaCouture, March 14, 2001.

1997-2001	GP	G	A	PTS	PIM
Reg. Season	33	0	1	1	12
Playoffs	--	--	--	--	--

JOCK CALLANDER RW #14/36
 Signed as a free agent, July 1987. Signed as a free agent by Tampa Bay, July 1992.

1987-90/91-92	GP	G	A	PTS	PIM
Reg. Season	101	21	28	49	114
Playoffs	22	3	8	11	10

COLIN CAMPBELL D #6
 Selected in second round of Entry Draft (Peterborough OHA), May 1973. Rights transferred to Colorado for 1976-77 as part compensation for an earlier deal, Sept. 1976. Claimed by Edmonton in Expansion Draft, June 1979.

1974-78/77-79	GP	G	A	PTS	PIM
Reg. Season	243	14	52	66	517
Playoffs	19	2	7	9	51

DAVE CAPUANO RW #15
 Selected in second round of Entry Draft (M. St. Charles HS), June 1986. Traded with Andrew McBain and Dan Quinn to Vancouver for Tony Tanf, Rod Buskas and Barry Pederson, Jan. 1990.

1989-90	GP	G	A	PTS	PIM
Reg. Season	6	0	0	0	2
Playoffs	--	--	--	--	--

STEVE GARDWELL LW #15/20
 Selected in fifth round of Entry Draft (Oshawa OHA) May 1970. Signed by Minnesota (WHA) as a free agent, May 1973.

1970-73	GP	G	A	PTS	PIM
Reg. Season	53	9	11	20	35
Playoffs	4	0	0	0	2

RANDY CARLYLE D #25
 Acquired with George Ferguson from Toronto for Dave Burrows, June 1978. Traded to Winnipeg for a first round choice in 1984 Entry Draft and future considerations, Mar. 1994.

1978-84	GP	G	A	PTS	PIM
Reg. Season	397	66	257	323	582
Playoffs	22	5	8	14	41

GENE CARR C #28
 Acquired with Dave Schultz and a fourth round pick in 1978 Entry Draft from Los Angeles for Syl Apps and Hartland Monahan, Nov. 1977. Signed as a free agent by Atlanta, June 1978.

1977-78	GP	G	A	PTS	PIM
Reg. Season	70	17	37	54	76
Playoffs	--	--	--	--	--

TOM CASSIDY C #11
 Signed as a free agent, Oct. 1977. Loaned to Baltimore (AHL), Dec. 1977.

1977	GP	G	A	PTS	PIM
Reg. Season	26	3	4	7	15
Playoffs	--	--	--	--	--

JAY CAUFIELD RW #16
 Claimed from Minnesota in Waiver Draft, Oct. 1988. Released, June 1993.

1988-93	GP	G	A	PTS	PIM
Reg. Season	196	3	7	10	714
Playoffs	14	0	0	0	30

JOHN CHABOT C #9
 Acquired from Montreal for Ron Flockhart, Nov. 1984. Signed as a free agent by Detroit, June 1987.

1984-87	GP	G	A	PTS	PIM
Reg. Season	216	35	98	134	26
Playoffs	--	--	--	--	--

BLAIR CHAPMAN RW #9
 Selected in the first round of Entry Draft (Saskatoon WHL), June 1976. Traded to St. Louis for Bob Stewart, Nov. 1979.

1976-79	GP	G	A	PTS	PIM
Reg. Season	227	48	51	99	71
Playoffs	10	2	1	3	9

TODD CHARLESWORTH D #26/27/34
 Selected in second round of Entry Draft (Oshawa OHL), June 1983. Signed as a free agent by Edmonton, June 1993.

1983-84/85-88	GP	G	A	PTS	PIM
Reg. Season	86	3	9	12	41
Playoffs	--	--	--	--	--

ALAIN CHEVRIER G #30
 Acquired from Chicago for future considerations, Mar. 1990. Signed as a free agent by Detroit, July 1990.

1990	GP	G	A	PTS	PIM
Reg. Season	3	0	1	1	2
Playoffs	--	--	--	--	--



MARC CHORNEY D #16/24
 Selected in fifth round of Entry Draft (U. of North Dakota WCHA), Aug. 1979. Traded to Los Angeles for a sixth round choice in 1985 Entry Draft, Oct. 1983.
1980-83 GP G A PTS PIM
 Reg. Season 139 5 18 23 151
 Playoffs 7 0 1 1 2

TOM CHORSKE LW #17
 Signed as a free agent Sept. 2, 1999. Released July 2000.
1999-2000 GP G A PTS PIM
 Reg. Season 33 1 5 6 2
 Playoffs -- -- -- -- --

JEFF CHRISTIAN LW #34/28/72
 Signed as a free agent Aug. 1995. Signed by Phoenix as a free agent July 1997.
1995-97 GP G A PTS PIM
 Reg. Season 15 2 2 4 15
 Playoffs -- -- -- -- --

JEFF CHYCHRUN D #6
 Acquired with Brian Benning and a first round choice in the 1992 Entry Draft from Los Angeles for Paul Coffey, Feb. 1992. Traded to Los Angeles for Peter Ahola, Nov. 1992.
1992 GP G A PTS PIM
 Reg. Season 18 0 1 1 37
 Playoffs -- -- -- -- --

KIM CLACKSON D #6
 Claimed from Winnipeg in Expansion Draft, June 1979. Sent to Quebec as compensation for Pittsburgh's signing Paul Baxter, Aug. 1980.
1979-80 GP G A PTS PIM
 Reg. Season 45 0 3 3 166
 Playoffs 3 0 0 0 37

PAUL COFFEY D #77
 Acquired with Dave Hunter and Wayne Van Dorp from Edmonton for Craig Simpson, Chris Joseph, Moe Mantha and Dave Haman, Nov. 1987. Traded to Los Angeles for Jeff Chychrun, Brian Benning and a first round choice in the 1992 Entry Draft, Feb. 1992.
1987-92 GP G A PTS PIM
 Reg. Season 331 108 332 440 573
 Playoffs 23 4 22 26 37

RENE CORBET LW #9
 Acquired from Calgary with Tyler Moss for Brad Werenska, Mar. 2000. Released July 2001.
2000-01 GP G A PTS PIM
 Reg. Season 47 9 9 18 57
 Playoffs 24 2 1 3 21

MIKE CORRIGAN LW #27
 Acquired from Los Angeles for a fifth round choice in 1977 Entry Draft, Oct. 1976. Released June 1978.
1978-78 GP G A PTS PIM
 Reg. Season 98 22 39 61 46
 Playoffs 2 0 0 0 0

JACQUES COSSETTE RW #20/27
 Selected in second round of Entry Draft (Sorel QJHL), May 1974. Released Feb. 1985.
1975-76/77-79 GP G A PTS PIM
 Reg. Season 64 8 6 14 29
 Playoffs 3 0 1 1 4

BRUCE CROWDER RW #28
 Claimed from Boston in Waiver Draft, Oct. 1984. Released Feb. 1985.
1984-85 GP G A PTS PIM
 Reg. Season 26 4 7 11 23
 Playoffs -- -- -- -- --

GREG CROZIER LW #32
 Selected in the third round (73rd overall) of the 1994 Entry Draft. Signed by Boston as a free agent July 2001.
2000-01 GP G A PTS PIM
 Reg. Season 1 0 0 0 0
 Playoffs -- -- -- -- --

JOHN CULLEN C #11
 Signed as a free agent June 1988. Traded with Zdenek Chytil and Jeff Parker to Hartford for Ron Francis, Ulf Samuelsson and Grant Jennings, Mar. 1991. Signed as a free agent Aug. 1994. Signed as a free agent by Tampa Bay, Sept. 1995.
1988-91/94-95 GP G A PTS PIM
 Reg. Season 252 88 194 272 399
 Playoffs 20 3 8 11 36

RANDY CUNNEYWORTH LW #15
 Acquired with Mike Moller from Buffalo for Pat Hughes, Oct. 1985. Traded with Dave McLlwain and Rick Tabaracci to Winnipeg for Andrew McBain, Jim Kyle and Randy Gilhen, June 1988.
1985-89 GP G A PTS PIM
 Reg. Season 295 101 115 216 513
 Playoffs 11 3 5 8 26

CHRIS DAHLQUIST D #24
 Signed as a free agent May 1985. Traded with Jim Johnson to Minnesota for Peter Tagliani and Larry Murphy, Dec. 1990.
1985-90 GP G A PTS PIM
 Reg. Season 195 10 26 35 221
 Playoffs 2 0 0 0 0

J.J. DAIGNEAULT D #36
 Acquired from St. Louis for a sixth round choice in 1995 Entry Draft, Mar. 1996. Traded to Anaheim for Garry Valk, Feb. 1997.
1996-97 GP G A PTS PIM
 Reg. Season 66 6 17 23 59
 Playoffs 17 1 9 10 36

JOE DALEY G #1
 Selected from Detroit in Expansion Draft, June 1967. Claimed by Buffalo on waivers, June 1970.
1967-70 GP G A PTS PIM
 Reg. Season 38 0 0 0 2
 Playoffs -- -- -- -- --

JEFF DANIELS LW #18/20
 Selected in sixth round of Entry Draft (Oshawa OHL), June 1986. Traded to Florida for Greg Hawgood, Mar. 1994.
1990-94 GP G A PTS PIM
 Reg. Season 134 8 11 19 36
 Playoffs 12 3 2 5 0

KIM DAVIS LW #16/22/30
 Selected in third round of Entry Draft (Flin Flon WCHL), June 1977. Traded with Paul Marshall to Toronto for Paul Gardner and Dave Burrows, Nov. 1980.
1977-81 GP G A PTS PIM
 Reg. Season 34 5 7 12 47
 Playoffs 4 0 0 0 0

BILLY DEA LW #14
 Claimed from Chicago in Expansion Draft, June 1967. Traded to Detroit for Mike McMahon, Oct. 1969.
1967-69 GP G A PTS PIM
 Reg. Season 139 26 20 46 12
 Playoffs -- -- -- -- --

NELSON DeBENEDET LW #23
 Acquired from Detroit for Hank Nowak and a third round choice in 1974 Entry Draft, May 1974. Released July 1976.
1974-76 GP G A PTS PIM
 Reg. Season 31 6 3 9 11
 Playoffs -- -- -- -- --

DEAN DeFAZIO LW #12
 Selected in ninth round of Entry Draft (Brantford OHA), June 1981. Released July 1986.
1993-94 GP G A PTS PIM
 Reg. Season 22 0 2 2 28
 Playoffs -- -- -- -- --

GILBERT DELORME D #27
 Signed as a free agent July 1989. Released July 1992.
1989-92 GP G A PTS PIM
 Reg. Season 54 3 7 10 44
 Playoffs -- -- -- -- --

AB DeMARCO D #5
 Acquired with Steve Durband and Bob Kelly from St. Louis for Bryan Watson, Greg Polis and a second round pick in 1974 Entry Draft, Jan. 1974. Traded to Vancouver for Barry Wilkins, Nov. 1974.
1974 GP G A PTS PIM
 Reg. Season 42 9 13 22 8
 Playoffs -- -- -- -- --

LARRY DePALMA LW #12
 Claimed from NY Islanders on waivers, Mar. 1994. Released June 1995.
1994-95 GP G A PTS PIM
 Reg. Season 6 1 0 1 5
 Playoffs 1 0 0 0 0

PITTSBURGH



PENGUINS

PHILIPPE DeROUVILLE G #30
 Selected in the fifth round of Entry Draft (College Francais, CMJHL), June 1992. Released July 1997.
 1994-97

GP	G	A	PTS	PIM
Reg. Season	3	0	0	0
Playoffs	--	--	--	--

BOB DILLABOUGH LW #15
 Selected from Boston in Expansion Draft, June 1967. Traded to Oakland for Billy Harris, Nov. 1968.
 1967-68

GP	G	A	PTS	PIM
Reg. Season	61	7	12	19
Playoffs	--	--	--	--

GORD DINEEN D #5
 Acquired with Scott Bugstad from Minnesota for Ville Siren and Steve Golasz, Dec. 1986. Released July 1992.
 1988-92

GP	G	A	PTS	PIM
Reg. Season	117	2	10	12
Playoffs	11	0	2	8

MICHEL D'ION G #29
 Signed as a free agent, June 1981. Released July 1985.
 1981-85

GP	G	A	PTS	PIM
Reg. Season	151	0	5	14
Playoffs	5	0	0	0

BOBBY DOLLAS D #8
 Acquired with Tony Hrkac from Edmonton for Josef Beranek, June 1996. Signed by Long Beach (HL) as a free agent, Aug. 1999. Acquired from San Jose with Johan Hedberg for Jeff Norbin, March 12, 2001. Released July 2001.
 1988-89/2001

GP	G	A	PTS	PIM
Reg. Season	75	2	8	10
Playoffs	13	1	0	6

ROBERT DOME C/LW #15/59
 Selected in first round of Entry Draft (Las Vegas IHL), June 1997.
 1997-2000

GP	G	A	PTS	PIM
Reg. Season	52	7	7	14
Playoffs	--	--	--	--

ROB DOPSON G #1
 Signed as a free agent, July 1991. Released July 1984.
 1993-94

GP	G	A	PTS	PIM
Reg. Season	2	0	0	0
Playoffs	--	--	--	--

JUSTIN DUBERMAN RW #37
 Signed as a free agent, Nov. 1992. Released June 1995.
 1992-95

GP	G	A	PTS	PIM
Reg. Season	4	0	0	0
Playoffs	--	--	--	--

RON DUGUAY RW #10/35
 Acquired from Detroit for Doug Shedden, Mar. 1986. Traded to NY Rangers for Chris Kontos, Jan. 1987.
 1986-87

GP	G	A	PTS	PIM
Reg. Season	53	11	20	31
Playoffs	--	--	--	--

STEVE DURBANO D #7
 Acquired with Ab DeMarco and Bob Kelly from St. Louis for Bryan Watson, Greg Polis and a second round choice in 1974 Entry Draft, Jan. 1974. Traded with Chuck Arnason and a first round choice in 1976 Entry Draft to Kansas City for Simon Nolet, Ed Gilbert and a first round choice in 1976 Entry Draft, Jan. 1976.
 1974-76

GP	G	A	PTS	PIM
Reg. Season	66	4	23	27
Playoffs	--	--	--	--

STEVE DYKSTRA D #22
 Selected from Edmonton in Waiver Draft, Oct. 1988. Signed as a free agent by Hartford, Oct. 1989.
 1988-89

GP	G	A	PTS	PIM
Reg. Season	65	1	6	7
Playoffs	1	0	0	2

JOE DZIEDZIC LW #16
 Selected in third round of Entry Draft (U. of Minnesota CCHA), June 1990. Signed by Phoenix as a free agent, Aug. 1998.
 1995-97

GP	G	A	PTS	PIM
Reg. Season	128	14	14	28
Playoffs	21	1	3	4

DARRYL ESTRAND D #25
 Purchased from Hershey (AHL), June 1970. Traded to Boston for Nick Beverley, Oct. 1973.
 1970-73

GP	G	A	PTS	PIM
Reg. Season	158	25	47	72
Playoffs	4	0	2	2

TOM EDUR D #2
 Acquired from Colorado for Dennis Owchar, Dec. 1977. Retired Sept. 1978.
 1977-78

GP	G	A	PTS	PIM
Reg. Season	58	5	38	43
Playoffs	--	--	--	--

GARY EDWARDS G #30
 Acquired from St. Louis for an eighth round choice in 1984 Entry Draft, Feb. 1982. Released Sept. 1982.
 1982

GP	G	A	PTS	PIM
Reg. Season	6	0	0	0
Playoffs	--	--	--	--

MARV EDWARDS G #30
 Signed as a free agent, Sept. 1967. Sold to Toronto, June 1969.
 1968-69

GP	G	A	PTS	PIM
Reg. Season	1	0	0	0
Playoffs	--	--	--	--

ROY EDWARDS G #1
 Selected from Chicago in Expansion Draft, June 1967. Traded to Detroit for Hank Bassen, Sept. 1967. Purchased from Detroit, June 1971. Traded to Detroit for a second round choice in 1973 and 1974 Drafts, Oct. 1972.
 1971-72

GP	G	A	PTS	PIM
Reg. Season	15	0	1	1
Playoffs	--	--	--	--

BRYAN ERICKSON RW #14
 Acquired from Los Angeles for Chris Kontos and a sixth round choice in 1988 Draft, Feb. 1988. Released, Aug. 1988.
 1988

GP	G	A	PTS	PIM
Reg. Season	11	1	4	5
Playoffs	--	--	--	--

BOB FERREY LW #10/12
 Selected in first round of Entry Draft (Peterborough OHL), June 1983. Traded to Buffalo for Mike Ramsey, Mar. 1993.
 1983-94

GP	G	A	PTS	PIM
Reg. Season	572	132	140	272
Playoffs	49	9	4	13

PAT FALLOON RW #14
 Claimed off of waivers from Edmonton, Feb. 2000. Released, June 2000.
 2000

GP	G	A	PTS	PIM
Reg. Season	30	4	9	13
Playoffs	10	1	0	1

MARIO FAUBERT D #5/24/28
 Selected in fourth round of Entry Draft (St. Louis U. CCHA), May 1974. Released, June 1983.
 1974-78/79-82

GP	G	A	PTS	PIM
Reg. Season	231	21	90	111
Playoffs	10	2	2	4

TONY FELTRIN D #33
 Selected in fourth round of Entry Draft (Victoria WHL), June 1980. Loaned to Salt Lake (CHL), Oct. 1983.
 1980-83

GP	G	A	PTS	PIM
Reg. Season	39	3	3	6
Playoffs	--	--	--	--

ANDREW FERENCE D #7
 Selected in eighth round of Entry Draft (Portland WHL), June 1987.
 1989-2001

GP	G	A	PTS	PIM
Reg. Season	66	6	15	21
Playoffs	18	3	7	10

GEORGE FERGUSON RW #11
 Acquired with Randy Carlyle from Toronto for Dave Burrows, June 1978. Traded with a first round pick in 1983 Entry Draft to Minnesota for Anders Hakansson, Ron Meighan and a first round choice in 1983 Entry Draft, Oct. 1982.
 1978-83

GP	G	A	PTS	PIM
Reg. Season	310	89	106	195
Playoffs	22	4	11	13



CHRIS FERRARO RW #57
 Claimed off waivers from NY Islanders, Oct. 1997. Signed by Edmonton as a free agent, Aug. 1998.

1997-98	GP	G	A	PTS	PIM
Reg. Season	46	3	4	7	43
Playoffs	--	--	--	--	--

PETER FERRARO RW #17
 Claimed off waivers from NY Islanders, Oct. 1997. Claimed on waivers by NY Rangers, Jan. 1998.

1997-98	GP	G	A	PTS	PIM
Reg. Season	29	3	4	7	12
Playoffs	--	--	--	--	--

RUSTY FITZGERALD LW #34/62
 Selected in second round of Entry Draft (Duluth East HS), June 1991. Released July 1996.

1994-96	GP	G	A	PTS	PIM
Reg. Season	25	2	2	4	12
Playoffs	5	0	0	0	4

JOHN FLESCH LW #11
 Signed as a free agent, Feb. 1978. Released June 1978.

1978	GP	G	A	PTS	PIM
Reg. Season	29	7	5	12	19
Playoffs	--	--	--	--	--

RON FLOCKHART C #9
 Acquired with Mark Taylor, Andy Brickley and a first round third round choice in 1984 Entry Draft from Philadelphia for Rich Sutter and a second and third round choice in 1984 Entry Draft, Oct. 1983. Traded to Montreal for John Chabot, Nov. 1984.

1983-84	GP	G	A	PTS	PIM
Reg. Season	80	27	23	50	44
Playoffs	--	--	--	--	--

BRYAN FOGARTY D #33
 Acquired from Quebec for rights to Scott Young, Mar. 1992. Released June 1993.

1992-93	GP	G	A	PTS	PIM
Reg. Season	12	0	4	4	4
Playoffs	--	--	--	--	--

VAL FONTEYNE LW #6
 Selected from Detroit in Expansion Draft, June 1967. Signed by Edmonton (WHA), Sept. 1972.

1967-72	GP	G	A	PTS	PIM
Reg. Season	349	39	82	121	4
Playoffs	14	0	2	2	2

BRIAN FORD G #31
 Acquired from Quebec for Tom Thornbury, Dec. 1984. Released July 1985.

1984-85	GP	G	A	PTS	PIM
Reg. Season	8	0	0	0	0
Playoffs	--	--	--	--	--

COREY FOSTER D #4
 Signed as a free agent, Aug. 1995. Claimed by NY Islanders in Waiver Draft, Sept. 1996.

1995-96	GP	G	A	PTS	PIM
Reg. Season	11	2	2	4	2
Playoffs	3	0	0	0	4

GREG FOX D #2
 Acquired from Chicago for Randy Boyd, Dec. 1983. Released July 1985.

1983-85	GP	G	A	PTS	PIM
Reg. Season	75	4	10	14	92
Playoffs	--	--	--	--	--

RON FRANCIS C #9/10
 Acquired with Ulf Samuelsson and Grant Jennings from Hartford for John Cullen, Zarek Zalapski and Jeff Parker, Mar. 1991. Signed as a free agent by Carolina, July 1998.

1991-98	GP	G	A	PTS	PIM
Reg. Season	533	164	449	613	410
Playoffs	97	32	68	100	67

DAN FRAWLEY RW #28
 Claimed from Chicago in Waiver Draft, Oct. 1985. Released June 1990.

1985-90	GP	G	A	PTS	PIM
Reg. Season	240	33	47	80	610
Playoffs	--	--	--	--	--

MAX GALANOV D #47
 Claimed from NY Rangers in Waiver Draft, Oct. 1998. Selected by Atlanta in Expansion Draft, June 1999.

1998-99	GP	G	A	PTS	PIM
Reg. Season	51	4	3	7	14
Playoffs	1	0	0	0	0

PERRY GANCHAR RW #8
 Acquired from Montreal for future considerations, Dec. 1987. Released June 1990.

1987-90	GP	G	A	PTS	PIM
Reg. Season	33	2	5	7	36
Playoffs	--	--	--	--	--

PAUL GARDNER C #20/30
 Acquired with Dave Burrows from Toronto for Kim Davis and Paul Marshall, Nov. 1980. Signed as a free agent by Washington, July 1984.

1980-84	GP	G	A	PTS	PIM
Reg. Season	207	98	105	203	105
Playoffs	10	2	5	7	10

ROB GARNER C #24
 Selected in fifth round of Entry Draft (Toronto OHL), June 1978. Released Aug. 1983.

1982-83	GP	G	A	PTS	PIM
Reg. Season	1	0	0	0	0
Playoffs	--	--	--	--	--

STEVE GATZOS RW #26/28
 Selected in second round of Entry Draft (Sault Ste. Marie OHL), June 1981. Released Oct. 1986.

1981-85	GP	G	A	PTS	PIM
Reg. Season	89	15	20	35	83
Playoffs	1	0	0	0	0

ROBERT GEALE C #28
 Selected in eighth round of Entry Draft (Portland WHL), June 1980. Released Dec. 1985.

1984-85	GP	G	A	PTS	PIM
Reg. Season	1	0	0	0	2
Playoffs	--	--	--	--	--

LEE GIFFIN RW #11/17/34
 Selected in second round of Entry Draft (Oshawa OHL), June 1985. Traded to NY Rangers for future considerations, Sept. 1989.

1986-89	GP	G	A	PTS	PIM
Reg. Season	27	1	3	4	9
Playoffs	--	--	--	--	--

ED GILBERT C #23
 Acquired with Simon Noleit and a first round choice in 1976 Entry Draft from Kansas City for Steve Durbano, Chuck Arnason and a first round choice in 1976 Entry Draft, Jan. 1976. Released June 1976.

1976	GP	G	A	PTS	PIM
Reg. Season	45	1	1	2	0
Playoffs	--	--	--	--	--

STAN GILBERTSON LW #15
 Acquired from Washington for Harvey Bennett, Dec. 1975. Released June 1978.

1975-77	GP	G	A	PTS	PIM
Reg. Season	115	19	17	36	19
Playoffs	3	1	1	2	2

RANDY GILHEN C #15/19
 Acquired with Jim Kyle and Andrew McBain from Winnipeg for Randy Cunneyworth, Rick Tabaracci and Dave McLlwain, June 1989. Claimed by Minnesota in Expansion Draft, May 1991.

1989-91	GP	G	A	PTS	PIM
Reg. Season	133	20	21	41	105
Playoffs	16	1	0	1	14

BOB GLADNEY D #33
 Signed as a free agent, Sept. 1983. Retired Oct. 1984.

1983-84	GP	G	A	PTS	PIM
Reg. Season	13	1	5	6	2
Playoffs	--	--	--	--	--

DAVE GOERTZ D #32
 Selected in tenth round of Entry Draft (Regina WHL), June 1983. Released June 1989.

1987-88	GP	G	A	PTS	PIM
Reg. Season	2	0	0	0	2
Playoffs	--	--	--	--	--

PITTSBURGH



PENGUINS

STEVE GOTAAS C #16
 Selected in fifth round of Entry Draft (Prince Albert WHL) June 1985. Traded with Ville Siron to Minnesota for Scott Stulgard and Gord Dineen, Dec. 1988
 1987-88 GP G A PTS PIM
 Reg. Season 36 5 6 11 45
 Playoffs -- -- -- -- --

PAT GRAHAM LW #24
 Selected in sixth round of Entry Draft (Niagara Falls OHL) June 1980. Traded with Nick Ricci to Toronto for Rocky Saganik and Vincent Tremblay, Aug. 1983
 1981-83 GP G A PTS PIM
 Reg. Season 62 7 13 20 71
 Playoffs 4 0 0 0 2

TUOMAS GRONMAN D #42
 Acquired from Chicago for Greg Johnson, Oct. 1997. Released July 1999.
 1997-98 GP G A PTS PIM
 Reg. Season 22 1 2 3 25
 Playoffs 1 0 0 0 0

SCOTT GRUHL LW #38
 Signed as a free agent, Dec. 1987. Released July 1988
 1987-88 GP G A PTS PIM
 Reg. Season 6 1 0 1 0
 Playoffs -- -- -- -- --

STEVE GUENETTE G #180
 Signed as a free agent July 1986. Traded to Calgary for a sixth round choice in 1989 Entry Draft, Jan. 1989
 1986-89 GP G A PTS PIM
 Reg. Season 32 0 1 1 2
 Playoffs -- -- -- -- --

VIC HADFIELD LW #11
 Acquired from NY Rangers for Nick Beverley, May 1974. Retired June 1977.
 1974-77 GP G A PTS PIM
 Reg. Season 163 61 79 140 118
 Playoffs 10 5 2 7 11

ANDERS HAKANSSON LW #11
 Acquired with Ron Meighan and a first round choice in 1983 Entry Draft from Minnesota for George Ferguson and a first round choice in 1983 Entry Draft, Oct. 1982. Traded to Los Angeles for rights to Kevin Stevens, Sept. 1983
 1982-83 GP G A PTS PIM
 Reg. Season 62 9 12 21 26
 Playoffs -- -- -- -- --

JIM HAMILTON LW #1323/28
 Selected in second round of Entry Draft (London OHL), June 1977. Released Jan. 1985.
 1978-79/84-85 GP G A PTS PIM
 Reg. Season 95 14 18 32 28
 Playoffs 6 3 0 3 0

DAVE HANNAN C #20/52
 Selected in tenth round of Entry Draft (Brantford OHA), June 1981. Traded with Craig Simpson, Moe Mantha and Chris Joseph to Edmonton for Paul Coffey, Dave Hunter and Wayne Van Dorp, Nov. 1987. Claimed from Edmonton in Waiver Draft, Oct. 1988. Claimed by Toronto in Waiver Draft, Oct. 1989.
 1981-88/88-89 GP G A PTS PIM
 Reg. Season 355 60 88 148 530
 Playoffs 8 0 1 1 4

NICK HARBARUK RW #11
 Selected from Vancouver in Intra-League Draft, June 1969. Traded to St. Louis for Bob Johnson, Oct. 1973.
 1969-73 GP G A PTS PIM
 Reg. Season 308 40 61 101 257
 Playoffs 14 3 1 4 20

BILLY HARRIS C #15
 Acquired from Oakland for Bill Dillabough, Nov. 1968. Retired Oct. 1969.
 1968-69 GP G A PTS PIM
 Reg. Season 55 7 13 20 8
 Playoffs -- -- -- -- --

PAUL HARRISON G #1
 Acquired from Toronto for future considerations, Sept. 1981. Claimed by Buffalo on waivers, Feb. 1982.
 1981-82 GP G A PTS PIM
 Reg. Season 13 0 0 0 0
 Playoffs -- -- -- -- --

KEVIN HATCHER D #4
 Acquired from Dallas for Sergei Zubov, June 1996. Traded to NY Rangers for Peter Popovic, Oct. 1999.
 1996-99 GP G A PTS PIM
 Reg. Season 220 45 95 140 193
 Playoffs 24 4 4 8 2

GREG HAWGOOD D #4
 Acquired from Florida for Jeff Daniels, Mar. 1994. Released June 1995.
 1994-95 GP G A PTS PIM
 Reg. Season 33 2 6 8 33
 Playoffs 1 0 0 0 0

JOHAN HEDBERG G #1
 Acquired from San Jose with Bobby Dolfs for Jeff Norton, Mar. 12, 2001.
 2001 GP G A PTS PIM
 Reg. Season 9 0 0 0 0
 Playoffs 18 0 0 0 0

DENIS HERRON G #129
 Selected in third round of Entry Draft (Trois Rivières QJHL) June 1972. Traded with Jean Guy Legace to Kansas City for Michel Plasse, June 1975. Signed as a free agent, Aug. 1976. Traded with a second round choice in 1982 Entry Draft to Montreal for Pat Hughes and Rob Holland, Aug. 1979. Acquired from Montreal for a third round choice in 1985 Entry Draft, Sept. 1982. Released July 1986.
 1972-75/76-79/82-86 GP G A PTS PIM
 Reg. Season 290 0 6 6 67
 Playoffs 10 0 0 0 5

BRYAN HEXTALL C #7
 Purchased from Toronto, May 1969. Claimed on waivers by Atlanta, Jan. 1974
 1969-74 GP G A PTS PIM
 Reg. Season 335 71 115 186 492
 Playoffs 14 0 3 3 43

BILLY HICKE RW #9
 Purchased from California, Sept. 1971. Sold to Detroit Nov. 1971
 1971 GP G A PTS PIM
 Reg. Season 12 2 0 2 6
 Playoffs -- -- -- -- --

ALEX HICKS C #33
 Acquired with Fredrik Olsson from Anaheim for Shawn Antoski and Dmitri Mironov, Nov. 1986. Signed as a free agent by San Jose, Sept. 1998
 1996-98 GP G A PTS PIM
 Reg. Season 113 12 28 40 130
 Playoffs 11 0 1 1 4

WAYNE HICKS RW #16
 Purchased from Philadelphia, Feb. 1966. Released, June 1970
 1968-70 GP G A PTS PIM
 Reg. Season 15 4 7 11 2
 Playoffs -- -- -- -- --

RANDY HILLIER D #23/54
 Acquired from Boston for a fourth round choice in 1985 Entry Draft, Oct. 1984. Signed as a free agent by NY Islanders, June 1991
 1984-91 GP G A PTS PIM
 Reg. Season 343 13 79 92 594
 Playoffs 17 0 1 1 73

TODD HLUSHKO LW #28
 Acquired with German Titov from Calgary for Ken Wreggot and Dave Roche, June 1996. Released July 1999.
 1998-99 GP G A PTS PIM
 Reg. Season -- -- -- -- --
 Playoffs 2 0 0 0 0

PAUL HOGANSON G #1
 Selected in fifth round of Entry Draft (Toronto OHA), June 1969. Signed by Los Angeles (WHA) as a free agent, July 1973
 1979-71 GP G A PTS PIM
 Reg. Season 2 0 0 0 0
 Playoffs -- -- -- -- --

ROB HOLLAND G #1
 Acquired with Pat Hughes from Montreal for Dennis Herron and a second round choice in the 1982 Entry Draft, Aug. 1979. Signed by NY Islanders as a free agent, Sept. 1981.
 1989-81 GP G A PTS PIM
 Reg. Season 44 0 0 0 2
 Playoffs -- -- -- -- --



TIM HORTON D #3/24

Selected from NY Rangers in Intra-League Draft, June 1971. Selected by Buffalo in Intra-League Draft, June 1972.
1971-72 GP G A PTS PIM
 Reg. Season 44 2 9 11 40
 Playoffs 4 0 1 1 2

GREG HOTHAM D #6

Acquired from Toronto for a sixth round choice in 1982 Entry Draft, Feb. 1982. Released July 1986
1981-85 GP G A PTS PIM
 Reg. Season 170 11 63 74 118
 Playoffs 5 0 3 3 6

JAN HRDINA C #38

Selected in fifth round of Entry Draft (Seattle WHL), June 1995
1998-2001 GP G A PTS PIM
 Reg. Season 230 41 90 131 131
 Playoffs 40 10 14 24 32

JIRI HRDINA C #38

Acquired from Calgary for Jim Kyle, Dec. 1990. Retired June 1992.
1990-92 GP G A PTS PIM
 Reg. Season 93 9 27 36 29
 Playoffs 35 2 4 6 22

TIM HRYNEWICH LW #28

Selected in the second round of Entry Draft (Sudbury OHL), June 1982. Traded with Marly McSorley to Edmonton for Gilles Meloche, Sept. 1985.
1982-84 GP G A PTS PIM
 Reg. Season 55 6 8 14 82
 Playoffs -- -- -- -- --

LEX HUDSON D #5

Selected in twelfth round of Entry Draft (Denver WCHA), June 1975. Retired Mar. 1980
1978-79 GP G A PTS PIM
 Reg. Season 2 0 0 0 0
 Playoffs 2 0 0 0 0

MIKE HUDSON C #16

Claimed from NY Rangers in Waiver Draft, Jan. 1995. Released July 1995
1995 GP G A PTS PIM
 Reg. Season 40 2 9 11 34
 Playoffs 11 0 0 0 6

PAT HUGHES RW #24

Acquired with Bob Holland from Montreal for Dennis Herron and a second round choice in 1982 Entry Draft, Aug. 1979. Traded to Edmonton for Pat Price, Mar. 1981.
1979-81 GP G A PTS PIM
 Reg. Season 134 28 23 51 239
 Playoffs 5 0 0 0 21

DAVE HUNTER LW #20

Acquired with Paul Coffey and Wayne Van Dorp from Edmonton for Craig Simpson, Dave Hannan, Chris Joseph and Moe Mantha, Nov. 1987. Sent to Edmonton as compensation for Pittsburgh's claiming Dave Hannan in Waiver Draft, Oct. 1988.
1987-88 GP G A PTS PIM
 Reg. Season 59 11 18 29 77
 Playoffs -- -- -- -- --

VICTOR IGNATJEV D #46/23

Signed as a free agent, Aug. 1998. Released July 1999.
1998-99 GP G A PTS PIM
 Reg. Season 11 0 1 1 6
 Playoffs 1 0 0 0 2

EARL INGARFIELD C #10

Selected from Detroit in Expansion Draft, June 1967. Traded with Dick Mattiussi and Gene Ubriaco to Oakland for George Swerbrick, Bryan Watson and Tracey Pratt, Jan. 1969.
1967-69 GP G A PTS PIM
 Reg. Season 90 23 37 60 16
 Playoffs -- -- -- -- --

GARY INNESS G #29/30

Signed as a free agent June 1973. Traded to Philadelphia for Bobby Taylor and Ed Van Impe, Mar. 1976.
1973-76 GP G A PTS PIM
 Reg. Season 100 0 2 2 4
 Playoffs 9 0 0 0 2

JAROMIR JAGR RW #68

Selected in the first round of Entry Draft (Kladno Czech), June 1990. Traded to Washington with Frantisek Kucera for Kris Beech, Michal Svrtek and Ross Lupaschuk, August, 2001.
1990-2001 GP G A PTS PIM
 Reg. Season 806 439 640 1079 593
 Playoffs 140 65 82 147 121

ARTO JAVANAINEN RW #19

Selected in fifth round of Entry Draft (Assat Finland), June 1994. Released May 1995
1984-85 GP G A PTS PIM
 Reg. Season 14 4 1 5 2
 Playoffs -- -- -- -- --

GRANT JENNINGS D #3

Acquired with Ron Francis and Ulf Samuelsson from Hartford for John Cullen, Zarek Zalapski and Jeff Parker, Mar. 1991. Traded to Toronto for Drake Berehowsky, Apr. 1995.
1991-95 GP G A PTS PIM
 Reg. Season 210 7 21 28 357
 Playoffs 38 1 1 2 38

ANDREAS JOHANSSON C #38

Acquired with Darius Kasparaitis from NY Islanders for Bryan Smolinski, Nov. 1996. Signed as a free agent by Ottawa, Sept. 1998
1996-98 GP G A PTS PIM
 Reg. Season 77 7 17 24 40
 Playoffs 1 0 0 0 0

BOB JOHNSON G #1

Acquired from St. Louis for Nick Harbaruk, Oct. 1973. Released Aug. 1975
1974-75 GP G A PTS PIM
 Reg. Season 12 0 0 0 6
 Playoffs -- -- -- -- --

GREG JOHNSON C #20/22

Acquired from Detroit for Tomas Sandstrom, Jan. 1997. Traded to Chicago for Tuomas Gronman, Oct. 1997.
1997 GP G A PTS PIM
 Reg. Season 37 8 9 17 16
 Playoffs 5 1 0 1 2

JIM JOHNSON D #6

Signed as a free agent, June 1985. Traded with Chris Dahlquist to Minnesota for Peter Tagliani and Larry Murphy, Dec. 1990.
1985-90 GP G A PTS PIM
 Reg. Season 390 14 95 109 658
 Playoffs 11 0 5 5 44

MARK JOHNSON C #9

Selected in fourth round of Entry Draft (U. of Wisconsin WCHA), June 1977. Traded to Minnesota for a second round choice in 1982 Entry Draft, Mar. 1982.
1980-82 GP G A PTS PIM
 Reg. Season 136 23 39 62 84
 Playoffs 10 4 3 7 6

STAN JONATHAN LW #9

Acquired from Boston for future considerations, Nov. 1982. Rights returned to Boston, Apr. 1983.
1982-83 GP G A PTS PIM
 Reg. Season 19 0 3 3 13
 Playoffs -- -- -- -- --

RON JONES D #6

Selected from Boston in Intra-League Draft, June 1973. Traded to Washington for Pete LaFramboise, Jan. 1975.
1973-74 GP G A PTS PIM
 Reg. Season 25 0 3 3 15
 Playoffs -- -- -- -- --

HANS JONSSON D #8

Selected in eleventh round of Entry Draft (MoDo Sweden), June 1993.
1999-2001 GP G A PTS PIM
 Reg. Season 126 7 29 36 34
 Playoffs 27 0 1 1 14

CHRIS JOSEPH D #22/23

Selected in first round of Entry Draft (Seattle WHL), June 1987. Traded with Craig Simpson, Dave Hannan and Moe Mantha to Edmonton for Paul Coffey, Dave Hunter and Wayne Van Dorp, Nov. 1987. Claimed from Tampa Bay in Waiver Draft, Jan. 1995. Claimed by Vancouver in Waiver Draft, Sept. 1996.
1987/85-96 GP G A PTS PIM
 Reg. Season 120 10 28 38 129
 Playoffs 25 2 1 3 20

PITTSBURGH



PENGUINS

MARK KACHOWSKI LW #26
Signed as a free agent, Aug. 1987. Released July 1992.
1987-90 GP G A PTS PIM
Reg. Season 64 6 5 11 209
Playoffs -- -- -- -- --

SHELDON KANNEGIESSER D #6/16
Acquired with Syl Apps from NY Rangers for Glen Sather, Jan. 1971. Traded to NY Rangers for Steve Andrascik, Mar. 1973.
1971-73 GP G A PTS PIM
Reg. Season 75 2 6 8 76
Playoffs -- -- -- -- --

LADISLAV KARABIN LW #37
Selected in ninth round of Entry Draft (Bratislava Czech), June 1990. Released July 1994.
1993-94 GP G A PTS PIM
Reg. Season 9 0 0 0 2
Playoffs -- -- -- -- --

DARIUS KASPARATIS D #26/11
Acquired with Andreas Johansson from NY Islanders for Bryan Smolinski, Nov. 1996.
1996-2001 GP G A PTS PIM
Reg. Season 336 13 56 69 538
Playoffs 38 2 2 4 50

RICK KEHOE RW #8/7
Acquired from Toronto for Blaine Stoughton and a first round choice in 1977 Entry Draft, Sept. 1974. Retired June 1985.
1974-85 GP G A PTS PIM
Reg. Season 722 312 324 636 88
Playoffs 37 4 17 21 2

BOB KELLY LW #22
Acquired Ab DeMarco and Steve Durban from St. Louis for Greg Polis, Bryan Watson and a second round choice in 1974 Entry Draft, Jan. 1974. Signed as a free agent by Chicago, Acq. 1977.
1974-77 GP G A PTS PIM
Reg. Season 250 69 85 154 462
Playoffs 15 6 3 9 23

DAN KESA RW #28/25
Signed as a free agent, Aug. 1998. Released July 1999.
1998-99 GP G A PTS PIM
Reg. Season 67 2 8 10 27
Playoffs 13 1 0 1 0

RICK KESSELL C #14/15/23
Selected in first round of Entry Draft (Oshawa OHA), June 1969. Claimed by Salt Lake (CHL) in Reverse Draft, June 1973.
1969-73 GP G A PTS PIM
Reg. Season 83 2 16 20 4
Playoffs -- -- -- -- --

OREST KINDRACHUK C #26
Acquired with Tom Bladon and Ross Lonsberry from Philadelphia for a first round choice in 1978 Entry Draft, June 1978. Signed as a free agent by Washington, Sept. 1981.
1978-81 GP G A PTS PIM
Reg. Season 144 38 80 116 181
Playoffs 7 4 1 5 7

PETR KLIMA RW #85
Acquired from Los Angeles for a conditional draft pick, Oct. 1996. Released Jan. 1997.
1996-97 GP G A PTS PIM
Reg. Season 9 1 3 4 4
Playoffs -- -- -- -- --

GEORGE KONIK D #18
Acquired with Paul Andrea, Dunc McCallum and Frank Francis from NY Rangers for Larry Jeffrey, June 1967. Purchased by Oakland, Jun 1968.
1967-68 GP G A PTS PIM
Reg. Season 52 7 8 15 26
Playoffs -- -- -- -- --

CHRIS KONTOS C #14
Acquired from NY Rangers for Ron Duguay, Jan. 1987. Traded to Los Angeles for Bryan Erickson, Feb. 1988.
1987-88 GP G A PTS PIM
Reg. Season 67 9 16 25 18
Playoffs -- -- -- -- --

ALEXEIOVALEV RW #27
Acquired with Harry York from NY Rangers for Petr Nedved, Chris Tamer and Sean Pronger, Nov. 1998.
1998-2001 GP G A PTS PIM
Reg. Season 224 90 117 207 227
Playoffs 39 11 17 28 40

MILAN KRAFT C #14
Pittsburgh's first choice (23rd overall) in 1998 Entry Draft.
2000-01 GP G A PTS PIM
Reg. Season 43 7 7 14 8
Playoffs 8 0 0 0 2

FRANTISEK KUCERA D #26
Acquired from Columbus for a sixth round choice in 2001 Entry Draft, Mar. 14, 2001. Traded to Washington with Jaromir Jagr for Kris Beach, Michal Sivek and Ross Lupaschuk, August 2001.
2001 GP G A PTS PIM
Reg. Season 7 0 2 2 0
Playoffs -- -- -- -- --

JIM KYTE D #3
Acquired with Andrew McBain and Randy Gilhen from Winnipeg for Randy Cunneyworth, Rick Tabaracci and Dave McLlwain, June 1989. Traded to Calgary for Jiri Hrdina, Dec. 1990.
1989-90 GP G A PTS PIM
Reg. Season 57 3 1 4 127
Playoffs -- -- -- -- --

YVON LABRE D #15/20
Selected in third round of Entry Draft (Toronto OHA), June 1969. Selected by Washington in Expansion Draft, June 1974.
1970-71/73-74 GP G A PTS PIM
Reg. Season 37 2 3 5 32
Playoffs -- -- -- -- --

DAN LACOUTURE LW #22
Acquired from Edmonton for Sven Buijssen, Mar. 14, 2001.
2001 GP G A PTS PIM
Reg. Season 11 0 0 0 14
Playoffs 5 0 0 0 2

PETE LAFRAMBOISE LW #27
Acquired from Washington for Ron Jones, Jan. 1975. Released Sept. 1976.
1975-76 GP G A PTS PIM
Reg. Season 35 5 13 18 8
Playoffs 9 1 0 1 0

JEAN GUYLAGACE D #23/24
Acquired from Montreal for Larry Hillman, Nov. 1968. Selected by Minnesota in Intra-League Draft, June 1970. Acquired from Buffalo for Terry Ball, Jan. 1971. Traded with Denis Herron to Kansas City for Michel Plasse, Jan. 1975.
1968-69/72-75 GP G A PTS PIM
Reg. Season 106 4 20 24 119
Playoffs -- -- -- -- --

PATRICK LALIME G #40
Selected in sixth round of Entry Draft (Shawinigan QMJHL), June 1993. Rights traded to Anaheim for Sean Pronger, Mar. 1998.
1996-97 GP G A PTS PIM
Reg. Season 39 0 0 0 0
Playoffs -- -- -- -- --

RON LALONDE C #16
Selected in fourth round of Entry Draft (Peterborough OHA), June 1972. Traded to Washington for Lew Morrison, Dec. 1974.
1972-74 GP G A PTS PIM
Reg. Season 108 10 20 30 16
Playoffs -- -- -- -- --

MITCH LAMOREUX C #12
Selected in eighth round of Entry Draft (Oshawa OHL), June 1981. Released July 1986.
1983-85 GP G A PTS PIM
Reg. Season 70 12 9 21 59
Playoffs -- -- -- -- --

ROBERT LANG C #20
Signed as a free agent, Sept. 1997. Claimed by Boston in Waiver Draft, Sept. 1997. Claimed off waivers from Boston, Oct. 1997.
1997-2001 GP G A PTS PIM
Reg. Season 283 85 126 211 80
Playoffs 45 7 12 19 6



TED LANYON D #5
 Purchased from Cleveland (AHL), Aug. 1966. Released June 1970.
1967-68 GP G A PTS PIM
 Reg. Season 5 0 0 0 4
 Playoffs -- -- -- -- --

PIERRE LAROUCHE C #10
 Selected in first round of Entry Draft (Sorel QJHL), May 1974. Traded with a player to be named later (Peter Marsh) to Montreal for Peter Lee and Pete Mahovlich, Nov. 1977.
1977-77 GP G A PTS PIM
 Reg. Season 240 119 134 253 99
 Playoffs 15 2 9 11 2

BRAD LAUER LW #14
 Signed as a free agent Sept. 1994. Released July 1996.
1995-96 GP G A PTS PIM
 Reg. Season 21 4 1 5 6
 Playoffs 12 1 1 2 4

JANNE LAUKKANEN D #5
 Acquired with Ron Tugnutt from Ottawa for Tom Barrasso, Mar. 2000
2000 GP G A PTS PIM
 Reg. Season 61 4 24 28 46
 Playoffs 29 4 6 10 24

KEVIN LAVALLE LW #16
 Signed as a free agent Sept. 1986. Released July 1987.
1986-87 GP G A PTS PIM
 Reg. Season 33 8 20 28 4
 Playoffs -- -- -- -- --

GORDON LAXTON G #130
 Selected in first round of Entry Draft (New Westminster WCHL), June 1975. Released July 1983.
1975-79 GP G A PTS PIM
 Reg. Season 17 0 0 0 0
 Playoffs -- -- -- -- --

JAMIE LEACH RW #20
 Selected in third round of Entry Draft (Hamilton OHL), June 1987. Claimed off waivers by Hartford, Nov. 1992.
1989-92 GP G A PTS PIM
 Reg. Season 60 7 7 14 10
 Playoffs -- -- -- -- --

STEVE LEACH RW #23
 Signed as a free agent, Oct. 1999. Released July 2000.
1999-2000 GP G A PTS PIM
 Reg. Season 56 2 3 5 24
 Playoffs -- -- -- -- --

PATRICK LEBEAU LW #18
 Signed as a free agent, Oct. 1998. Released June 1999.
1998-99 GP G A PTS PIM
 Reg. Season 8 1 0 1 2
 Playoffs -- -- -- -- --

BILL LeCAINE RW #17
 Signed as a free agent, Aug. 1967. Released June 1969.
1968-69 GP G A PTS PIM
 Reg. Season 4 0 0 0 0
 Playoffs -- -- -- -- --

DOUG LECUYER LW #23
 Claimed from Winnipeg in Waiver Draft, Oct. 1982. Released Nov. 1982.
1982 GP G A PTS PIM
 Reg. Season 12 1 4 5 12
 Playoffs -- -- -- -- --

PETER LEE RW #10
 Acquired with Pete Mahovlich from Montreal for Pierre Larouche and a player to be named later (Peter Marsh), Nov. 1977. Released June 1983.
1977-83 GP G A PTS PIM
 Reg. Season 431 114 131 245 257
 Playoffs 19 0 8 8 4

PETERILEHTO D #8
 Signed from Turku of the Finnish League, July 1984. Released June 1985.
1984-85 GP G A PTS PIM
 Reg. Season 6 0 0 0 4
 Playoffs -- -- -- -- --

BOB LEITER C #23
 Purchased from Hershey (AHL), May 1971. Selected by Atlanta in Expansion Draft, June 1972.
1971-72 GP G A PTS PIM
 Reg. Season 78 14 17 31 18
 Playoffs 4 3 0 3 0

ALAIN LEMIEUX C #11
 Signed as a free agent Dec. 1986. Released July 1987.
1986-87 GP G A PTS PIM
 Reg. Season 1 0 0 0 0
 Playoffs -- -- -- -- --

MARIO LEMIEUX C #66
 Selected in first round of Entry Draft (Laval OJHL), June 1984. Retired May 1997. Returned Dec. 27, 2000.
1984-97/2000-01 GP G A PTS PIM
 Reg. Season 788 648 922 1570 755
 Playoffs 107 76 96 172 87

FRANCOIS LEROUX D #18
 Claimed from Ottawa in Waiver Draft, Jan. 1995. Traded to Colorado for a third round choice in 1988 Entry Draft Sept. 1997.
1995-97 GP G A PTS PIM
 Reg. Season 165 2 14 16 356
 Playoffs 33 1 3 4 34

NICK LIBETT LW #14
 Acquired from Detroit for Pete Mahovlich, Aug. 1979. Released Aug. 1981.
1979-81 GP G A PTS PIM
 Reg. Season 121 20 18 38 18
 Playoffs 5 1 1 2 0

WILLY LIDSTROM RW #19
 Selected from Edmonton in Waiver Draft, Oct. 1985. Released July 1987.
1985-87 GP G A PTS PIM
 Reg. Season 131 24 30 54 36
 Playoffs -- -- -- -- --

TROY LONEY LW #1124
 Selected in third round of Entry Draft (Lehigh Valley WCHL), June 1982. Selected by Anaheim in Expansion Draft, June 1993.
1983-94 GP G A PTS PIM
 Reg. Season 532 69 100 169 982
 Playoffs 56 8 14 22 97

ROSS LON SBERRY LW #18
 Acquired with Tom Bladon and Orest Kindrachuk from Philadelphia for a first round choice in 1976 Entry Draft, June 1978. Released June 1981.
1978-81 GP G A PTS PIM
 Reg. Season 236 56 73 129 150
 Playoffs 17 2 3 5 13

DARREN LOWE RW #35
 Signed as a free agent, Feb. 1984. Released Oct. 1984.
1984 GP G A PTS PIM
 Reg. Season 8 1 2 3 0
 Playoffs -- -- -- -- --

BERNIE LUKOWICH RW #11
 Selected in second round of Entry Draft (New Westminster WCHL), June 1972. Traded to St. Louis for Bob Stumpf, Jan. 1975.
1973-74 GP G A PTS PIM
 Reg. Season 53 9 10 19 32
 Playoffs -- -- -- -- --

BRIAN LUNDBERG D #2
 Selected in ninth round of Entry Draft (U. of Michigan WCHA), June 1980. Released Dec. 1984.
1982-83 GP G A PTS PIM
 Reg. Season 1 0 0 0 2
 Playoffs -- -- -- -- --

PITTSBURGH



PENGUINS

GILLES LUPIEN D #2
Acquired from Montreal for a third round choice in 1983 Entry Draft, Sept. 1980. Traded to Hartford for a sixth round choice in 1981 Entry Draft, Feb. 1981.

1980-81	GP	G	A	PTS	PIM
Reg. Season	31	0	1	1	34
Playoffs	--	--	--	--	--

JACKLYNCH D #3
Selected in second round of Entry Draft (Oshawa OHA), June 1972. Traded with Jim Rutherford to Detroit for Ron Stackhouse, Jan. 1974.

1972-74	GP	G	A	PTS	PIM
Reg. Season	64	1	25	26	61
Playoffs	--	--	--	--	--

STEVE LYON D #5
Signed to a tryout contract, Nov. 1976. Released June 1977.

1976-77	GP	G	A	PTS	PIM
Reg. Season	3	0	0	0	2
Playoffs	--	--	--	--	--

LOWELL MACDONALD LW #14/18
Selected from Los Angeles in Intra-League Draft, June 1970. Released Feb. 1978.

1970-78	GP	G	A	PTS	PIM
Reg. Season	328	140	168	306	60
Playoffs	15	6	4	10	8

NORM MACIVER D #22
Acquired with Troy Murray from Ottawa for Martin Straka, Apr. 1995. Traded to Winnipeg for Neil Wilkinson, Dec. 1995.

1995	GP	G	A	PTS	PIM
Reg. Season	45	2	30	32	38
Playoffs	12	1	4	5	8

RICK MACLEISH LW #7/19
Acquired from Hartford for Russ Anderson and an eighth round choice in 1983 Entry Draft, Dec. 1981. Signed as a free agent by Philadelphia, Oct. 1983.

1981-83	GP	G	A	PTS	PIM
Reg. Season	45	13	17	30	30
Playoffs	5	1	1	2	0

AL MACNEIL D #3
Selected from NY Rangers in Expansion Draft, June 1967. Traded to Montreal for Wally Boyer, June 1968.

1967-68	GP	G	A	PTS	PIM
Reg. Season	74	2	10	12	58
Playoffs	--	--	--	--	--

PETER MAHOVLICH C #20/28
Acquired with Peter Lee from Montreal for Pierre Larouche and a player to be named later (Peter Marsh), Nov. 1977. Traded to Detroit for Nick Lofa, Aug. 1979.

1977-79	GP	G	A	PTS	PIM
Reg. Season	117	39	75	114	76
Playoffs	2	0	1	1	0

GREG MALONE C #12
Selected in second round of Entry Draft (Oshawa OHA), June 1976. Traded to Hartford for a third round choice in 1985 Entry Draft, Sept. 1983.

1976-83	GP	G	A	PTS	PIM
Reg. Season	495	143	221	364	496
Playoffs	18	3	5	8	32

JIMMY MANN RW #18
Signed as a free agent, June 1987. Released, July 1988.

1987-88	GP	G	A	PTS	PIM
Reg. Season	9	0	0	0	53
Playoffs	--	--	--	--	--

MOE MANTHA D #20
Acquired with a first round pick in 1984 Entry Draft from Winnipeg to complete the deal that sent Randy Carlyle to Winnipeg, Mar. 1984. Traded with Craig Simpson, Dave Hannan and Chris Joseph to Edmonton for Paul Coffey, Dave Hunter and Wayne Van Dorp, Nov. 1987.

1984-87	GP	G	A	PTS	PIM
Reg. Season	232	37	131	168	223
Playoffs	--	--	--	--	--

PAUL MARSHALL LW #20
Selected in second round of Entry Draft (Branford OHA), Aug. 1979. Traded with Kim Davis to Toronto for Dave Burrows and Paul Gardner, Nov. 1980.

1979-80	GP	G	A	PTS	PIM
Reg. Season	59	12	12	24	13
Playoffs	1	0	0	0	0

DWIGHT MATHASEN RW #11/22/4/54
Signed as a free agent, Mar. 1986. Released July 1988.

1986-88	GP	G	A	PTS	PIM
Reg. Season	33	1	7	8	18
Playoffs	--	--	--	--	--

DICK MATTIUSI LW #5
Purchased from Cleveland (AHL), Sept. 1966. Traded with Earl Ingarfield and Gene Ubricco to Oakland for Bryan Watson, George Swarbrick and Tracy Pratt, Jan. 1969.

1967-69	GP	G	A	PTS	PIM
Reg. Season	44	0	4	4	32
Playoffs	--	--	--	--	--

BRYAN MAXWELL D #5
Claimed from Winnipeg on waivers, Oct. 1983. Released July 1985.

1983-85	GP	G	A	PTS	PIM
Reg. Season	89	3	20	23	141
Playoffs	--	--	--	--	--

PAT MAYER D #32
Signed as a free agent, July 1987. Traded to Los Angeles for Tim Tooney, Mar. 1988.

1987-88	GP	G	A	PTS	PIM
Reg. Season	1	0	0	0	4
Playoffs	--	--	--	--	--

GARY McADAM LW #16
Acquired from Buffalo for Dave Schultz, Feb. 1979. Traded to Detroit for Earl Thompson, Jan. 1981.

1979-81	GP	G	A	PTS	PIM
Reg. Season	140	27	40	67	95
Playoffs	12	3	3	6	9

ANDREW McBAIN RW #9
Acquired with Jim Kyle and Randy Gilhen from Winnipeg for Randy Cunneyworth, Rick Tabaracci and Dave Meliwan, June 1989. Traded with Dave Capuano and Dan Quinn to Vancouver for Rod Buskas, Barry Pederson and Tony Tanf, Jan. 1990.

1989-90	GP	G	A	PTS	PIM
Reg. Season	41	5	9	14	51
Playoffs	--	--	--	--	--

DUNC McCALLUM D #6/26
Acquired with Paul Andrea and George Konik from NY Rangers for Larry Jeffrey, June 1967. Claimed by Providence (AHL), in Reverse Draft, June 1969.

Purchased from Providence, Jan. 1970. Released Mar. 1971.

1967-71	GP	G	A	PTS	PIM
Reg. Season	185	14	35	49	228
Playoffs	10	1	2	3	12

KEVIN McCARTHY D #24/25
Acquired from Vancouver for a third round choice in 1984 Entry Draft, Jan. 1984. Signed as a free agent by Philadelphia, July 1985.

1984-85	GP	G	A	PTS	PIM
Reg. Season	95	13	26	39	82
Playoffs	--	--	--	--	--

KEVIN McCLELLAND C #18
Acquired with Pat Boutele from Hartford as compensation for Hartford signing free agent Greg Millen, June 1981.

Traded with a sixth round pick in 1984 Entry Draft to Edmonton for Tom Roulston, Dec. 1983.

1981-83	GP	G	A	PTS	PIM
Reg. Season	72	8	12	20	139
Playoffs	5	1	1	2	5

KEITH McCREARY LW #10/21
Selected from Montreal in Expansion Draft, June 1967. Selected by Atlanta in Expansion Draft, June 1972.

1967-72	GP	G	A	PTS	PIM
Reg. Season	292	82	59	141	199
Playoffs	11	0	4	4	6

ARMCDONALD LW #20
Selected from Detroit in Expansion Draft, June 1967. Traded to St. Louis in a three-way deal with Philadelphia with Pittsburgh acquiring Lou Angotti, June 1968.

1967-68	GP	G	A	PTS	PIM
Reg. Season	74	22	21	43	38
Playoffs	--	--	--	--	--

PITTSBURGH



PENGUINS

JOE McDONNELL D #2
Signed as a free agent, Dec. 1984. Released July 1987.
1984-85 GP G A PTS PIM
Reg. Season 43 2 9 11 22
Playoffs -- -- -- -- --

AL McDONOUGH RW #9
Acquired from Los Angeles for Rob Woytowich, Jan. 1972.
Traded to Atlanta for Chuck Arnason and Bob Paradise,
Jan. 1974.
1972-74 GP G A PTS PIM
Reg. Season 152 56 74 130 46
Playoffs 4 0 1 1 0

SHAWN McEACHERN C/LW #15
Selected in sixth round of Entry Draft (Matignon, MA HS),
June 1987. Traded to Los Angeles for Marty McSorley,
Aug. 1993. Acquired with Tomas Sandstrom from Los
Angeles for Marty McSorley and Jim Paek, Feb. 1994.
Traded to Boston with Kevin Stevens for Bryan Smolinski,
Glen Murray and a third round choice in 1996 Entry Draft,
Aug. 1995.
1991-93/94-95 GP G A PTS PIM
Reg. Season 170 53 59 112 78
Playoffs 48 6 11 17 24

JIM McGEOUGH RW #16/22
Acquired from Washington for Mark Taylor, Mar. 1985.
Released July 1987.
1985-87 GP G A PTS PIM
Reg. Season 42 4 10 14 20
Playoffs -- -- -- -- --

STEVE McKENNA LW #23
Acquired from Minnesota for Roman Simicek, Jan. 13,
2001. Signed by NY Rangers as a free agent, Aug. 2001.
2001 GP G A PTS PIM
Reg. Season 34 0 0 0 0
Playoffs -- -- -- -- --

BRIAN MCKENZIE LW #15
Selected in second round of Entry Draft (St. Catherine's
OHA), June 1971. Sold to Atlanta, Oct. 1972.
1971-72 GP G A PTS PIM
Reg. Season 6 1 1 2 4
Playoffs -- -- -- -- --

JIM MCKENZIE LW #33
Acquired from Dallas for Mike Needham, Mar. 1994.
Released July 1995
1994-95 GP G A PTS PIM
Reg. Season 50 2 1 3 79
Playoffs 8 0 0 0 4

DAVE McLLWAIN C #19/26
Selected in ninth round of Entry Draft (North Bay OHL),
June 1986. Traded with Randy Cunneyworth and Rick
Tabaracci to Winnipeg for Jim Kyle, Andrew McBain and
Randy Gilhen, June 1989. Acquired from Ottawa for an
eighth round choice in 1996 Entry Draft, Mar. 1996.
Released June 1996.
1987-89/86 GP G A PTS PIM
Reg. Season 109 14 15 29 50
Playoffs 9 0 1 1 0

MIKE McMAHON D #26
Acquired from Detroit for Billy Dea, Oct. 1969. Selected by
Buffalo in Expansion Draft, July 1970.
1969-70 GP G A PTS PIM
Reg. Season 12 1 3 4 19
Playoffs -- -- -- -- --

BOB McMANAMA D #15
Signed as a free agent, Aug. 1973. Released June 1978
1973-76 GP G A PTS PIM
Reg. Season 99 11 25 36 28
Playoffs 8 0 1 1 6

MARTY McSORLEY R/W/D #4/33
Signed as a free agent, July 1982. Traded with Tim
Hryniewicz to Edmonton for Gilles Meloche, Sept. 1985.
Acquired from Los Angeles for Shawn McEachern, Aug.
1993. Traded to Los Angeles with Jim Paek for Shawn
McEachern and Tomas Sandstrom, Feb. 1994.
1983-85/83-94 GP G A PTS PIM
Reg. Season 134 5 25 30 378
Playoffs -- -- -- -- --

MIKE MEEKER RW #8/16
Selected in second round of Entry Draft (Peterborough
OHL), June 1978. Released Nov. 1982.
1978-79 GP G A PTS PIM
Reg. Season 4 0 0 0 5
Playoffs -- -- -- -- --

RON MEIGHAN D #5
Acquired with Anders Hakansson from Minnesota for
George Ferguson and a first round choice in 1983 Entry
Draft, Oct. 1982. Released Mar. 1985.
1982-83 GP G A PTS PIM
Reg. Season 41 2 6 8 16
Playoffs -- -- -- -- --

JOSEF MELICHR D #2
Selected by Pittsburgh in the third round (71st overall) of
1997 Entry Draft
2000-01 GP G A PTS PIM
Reg. Season 19 0 2 2 21
Playoffs -- -- -- -- --

GILLES MELOCHE G #27
Acquired from Edmonton for Tim Hryniewicz and Marty
McSorley, Sept. 1985. Released July 1988.
1985-86 GP G A PTS PIM
Reg. Season 104 0 2 2 22
Playoffs -- -- -- -- --

DAVE MICHAYLUK LW #34
Signed as a free agent, May 1989. Released June 1992.
1992 GP G A PTS PIM
Reg. Season -- -- -- -- --
Playoffs 7 1 1 2 0

GREG MILLEN G #29
Selected in fifth round of Entry Draft (Peterborough OHL),
June 1977. Signed by Hartford as a free agent, June
1981. Pittsburgh received Pat Boulet and rights to Kevin
McClelland as compensations.
1978-81 GP G A PTS PIM
Reg. Season 135 0 5 5 20
Playoffs 10 0 0 0 0

KEVIN MILLER C #8
Acquired from San Jose for a fifth round choice in 1996
Entry Draft and future considerations, Mar. 1996.
Released June 1996.
1996 GP G A PTS PIM
Reg. Season 13 6 5 11 4
Playoffs 18 3 2 5 8

KIP MILLER C #37
Claimed from NY Islanders in Waiver Draft, Oct. 1998.
Traded to Anaheim for future considerations, Jan. 2000.
Signed as a free agent, Sept. 30, 2000. Released July
2001.
1998-2001 GP G A PTS PIM
Reg. Season 154 26 46 72 38
Playoffs 13 2 7 9 19

DMITRI MIRONOV D #15
Acquired from Toronto for Larry Murphy, July 1995.
Traded with Shawn Antoski to Anaheim for Alex Hicks and
Fredrik Olausson, Nov. 1996.
1995-96 GP G A PTS PIM
Reg. Season 87 4 36 40 112
Playoffs 15 0 1 1 10

CARL MOKOSAK LW #31
Signed as a free agent, July 1986. Released July 1988.
1986-87 GP G A PTS PIM
Reg. Season 3 0 0 0 4
Playoffs -- -- -- -- --

HARTLAND MONAHAN RW #8
Acquired from Washington for a first round choice in 1979
Entry Draft, Oct. 1977. Traded with Syl Apps to Los
Angeles for Dave Schultz, Gene Carr and a fourth round
choice in 1978 Entry Draft, Nov. 1977.
1977-78 GP G A PTS PIM
Reg. Season 7 2 0 2 2
Playoffs -- -- -- -- --

IAN MORAN D/RW #24
Selected in sixth round of Entry Draft (Boston College HE),
June 1990
1994-2001 GP G A PTS PIM
Reg. Season 299 17 29 46 181
Playoffs 61 1 6 7 20

ALEKSEY MOROZOV RW #95
Selected in the first round of the Entry Draft (Krylja Sovetov
Russia), June 1995
1997-2001 GP G A PTS PIM
Reg. Season 277 39 56 95 42
Playoffs 39 4 5 9 8

PITTSBURGH



PENGUINS

JIM MORRISON D #27
 Purchased from Baltimore (AHL), Oct. 1969. Signed by Baltimore as a free agent, Oct. 1971.
1969-71 GP G A PTS PIM
 Reg. Season 132 5 25 30 72
 Playoffs 8 0 3 3 10

LEW MORRISON RW #16
 Acquired from Washington for Ron Lalonde, Dec. 1974. Loaned to Binghamton (AHL), Nov. 1977.
1974-78 GP G A PTS PIM
 Reg. Season 214 13 13 26 12
 Playoffs 13 0 0 0 0

JOE MULLEN RW #7
 Acquired from Calgary for a second round choice in 1990 Entry Draft, June 1990. Signed as a free agent by Boston, July 1995. Signed as a free agent, Sept. 1996. Retired May 1997.
1990-95/96-97 GP G A PTS PIM
 Reg. Season 379 153 172 325 101
 Playoffs 62 15 17 32 24

GLENN MULVENNA C #45
 Signed as a free agent, Dec. 1987. Released June 1992.
1991-92 GP G A PTS PIM
 Reg. Season 1 0 0 0 2
 Playoffs -- -- -- -- --

PAUL MULVEY LW #26
 Acquired from Washington as compensation for Washington signing Orest Kindrachuk, Sept. 1981. Claimed by Los Angeles on waivers, Dec. 1981.
1981 GP G A PTS PIM
 Reg. Season 27 1 7 8 76
 Playoffs -- -- -- -- --

CRAIG MUNI D #28
 Signed as a free agent, Oct. 1996. Released June 1997.
1996-97 GP G A PTS PIM
 Reg. Season 64 0 4 4 36
 Playoffs 3 0 0 0 0

LARRY MURPHY D #455
 Acquired with Peter Taglianetti from Minnesota for Jim Johnson and Chris Dahlquist, Dec. 1990. Traded to Toronto for Dmitri Mironov and a second round pick in 1996 Entry Draft, July 1995.
1990-95 GP G A PTS PIM
 Reg. Season 336 78 223 301 215
 Playoffs 74 15 57 72 73

GLEN MURRAY RW #27
 Acquired with Bryan Smolinski from Boston for Shawn McEachern and Kevin Stevens, Aug. 1995. Traded to Los Angeles for Eddie Olczyk, Mar. 1997.
1995-97 GP G A PTS PIM
 Reg. Season 135 25 26 51 81
 Playoffs 18 2 6 8 10

TROY MURRAY C #12
 Acquired with Norm MacIver from Ottawa for Martin Sraka, Apr. 1995. Released July 1995.
1995 GP G A PTS PIM
 Reg. Season 13 0 2 2 23
 Playoffs 12 2 1 3 12

MARKUS NASLUND RW #29
 Selected in first round of Entry Draft (MoDo Sweden), June 1991. Traded to Vancouver for Alek Sijjanov, Mar. 1996.
1993-96 GP G A PTS PIM
 Reg. Season 151 25 42 67 65
 Playoffs -- -- -- -- --

PAT NEATON D #36
 Selected in seventh round of Entry Draft (U. of Michigan CCHA), June 1990. Released July 1995.
1993-95 GP G A PTS PIM
 Reg. Season 9 1 1 2 12
 Playoffs -- -- -- -- --

PETR NEDVED C #93
 Acquired with Sergei Zubov from NY Rangers for Luc Robitaille and Ulf Samuelsson, Aug. 1995. Traded with Chris Tamer and Sena Pronger to NY Rangers for Alexei Kovalev and Harry York, Nov. 1998.
1995-97 GP G A PTS PIM
 Reg. Season 154 78 92 170 134
 Playoffs 23 11 12 23 28

MIKE NEEDHAM RW #45/59
 Selected in sixth round of Entry Draft (Kamloops WHL), June 1989. Traded to Dallas for Jim McKenzie, Mar. 1994.
1992-94 GP G A PTS PIM
 Reg. Season 81 9 5 14 16
 Playoffs 14 2 0 2 4

TODD NELSON D #44
 Selected in fourth round of Entry Draft (Erie Albert WHL), June 1989. Signed as a free agent by Washington, July 1993.
1991-92 GP G A PTS PIM
 Reg. Season 1 0 0 0 0
 Playoffs -- -- -- -- --

CAM NEWTON G #180
 Selected in eighth round of Entry Draft (Kitchener OHA), June 1970. Signed by Chicago (WHA), May 1973.
1970-71/72-73 GP G A PTS PIM
 Reg. Season 16 0 1 1 6
 Playoffs -- -- -- -- --

TED NOLAN LW #25/34
 Purchased from Buffalo, Sept. 1985. Released July 1986.
1985-86 GP G A PTS PIM
 Reg. Season 18 1 1 2 34
 Playoffs -- -- -- -- --

SIMON NOLET RW #9
 Acquired with Ed Gilbert and a first round choice in 1976 Entry Draft from Kansas City for Steve Durban. Chuck Arnason a first round choice in 1976 Entry Draft, Jan. 1975. Sent with Michel Plasse to Colorado as compensation for Pittsburgh signing Denis Herron as a free agent, Aug. 1976.
1975-76 GP G A PTS PIM
 Reg. Season 39 9 8 17 2
 Playoffs 3 0 0 0 0

JOE NORIS D #27
 Selected in third round of Entry Draft (Toronto OHA), June 1971. Traded to St. Louis for Jim Shires, Jan. 1973.
1971-72 GP G A PTS PIM
 Reg. Season 35 2 5 7 36
 Playoffs -- -- -- -- --

JEFF NORTON D #4
 Signed as a free agent Nov. 14, 2000. Traded to San Jose for Bobby Doilas and Johan Hedberg, Mar. 12, 2001.
2000-01 GP G A PTS PIM
 Reg. Season 32 2 10 12 20
 Playoffs -- -- -- -- --

HANK NOWAK G #27
 Purchased from Hershey (AHL), May 1973. Traded with a third round choice in 1974 Entry Draft to Detroit for Nelson DeBenedet, May 1974.
1973-74 GP G A PTS PIM
 Reg. Season 13 0 0 0 11
 Playoffs -- -- -- -- --

ROMAN OKSIUTA RW #20
 Acquired from Anaheim for Richard Park, Mar. 1997. Released Oct. 1997.
1997 GP G A PTS PIM
 Reg. Season 7 0 0 0 4
 Playoffs -- -- -- -- --

FREDRIK OLAUSSON D #23
 Acquired with Alex Hicks from Anaheim for Shawn Antoski and Dmitri Mironov, Nov. 1996. Signed as a free agent by Anaheim, July 1998.
1996-98 GP G A PTS PIM
 Reg. Season 127 13 47 60 80
 Playoffs 10 0 4 4 2

EDDIE OLCZYK LW #27/16
 Acquired from Los Angeles for Glen Murray, Mar. 1997. Signed as a free agent by Chicago, July 1998.
1997-98 GP G A PTS PIM
 Reg. Season 68 15 18 33 41
 Playoffs 11 3 0 3 16



KRZYSZTOF OLWA LW #29

Acquired from Columbus for a third round choice in 2001 Entry Draft, Jan. 14, 2001
2001 GP G A PTS PIM
 Reg. Season 26 1 2 3 131
 Playoffs 5 0 0 0 16

TOM O'REGAN C #8/12

Signed as a free agent, Sept. 1983. Released July 1986
1983-86 GP G A PTS PIM
 Reg. Season 61 5 12 17 10
 Playoffs -- -- -- -- --

DENNIS OWCHAR D #25

Selected in fourth round of Entry Draft (Toronto OHA), May 1973. Traded to Colorado for Tom Edur, Dec. 1977.
1974-78 GP G A PTS PIM
 Reg. Season 168 18 49 67 146
 Playoffs 8 0 1 1 6

JIM PAK D #23

Selected in ninth round of Entry Draft (Oshawa OHL), June 1985. Traded to Los Angeles with Mary McSorley for Shawn McEachern and Tomas Sandstrom, Feb. 1994.
1990-94 GP G A PTS PIM
 Reg. Season 170 4 26 30 108
 Playoffs 27 1 4 5 8

WILF PARENT RW #9

Signed as a free agent, July 1987. Released July 1988.
1987-88 GP G A PTS PIM
 Reg. Season 23 2 6 8 39
 Playoffs -- -- -- -- --

BOB PARADISE D #224

Acquired with Chuck Annison from Atlanta for Al McDonough, Jan. 1974. Traded to Washington for a second round choice in 1976 Entry Draft, Nov. 1975. Acquired from Washington for rights to Don Awrey, Oct. 1977. Released June 1979.
1973-78/79 GP G A PTS PIM
 Reg. Season 203 7 33 40 209
 Playoffs 7 0 1 1 17

RICH PARENT G #31

Signed as a free agent, Sept. 24, 2000. Released July 2001
2000-01 GP G A PTS PIM
 Reg. Season 7 0 0 0 0
 Playoffs -- -- -- -- --

RICHARD PARK C #26/76

Selected in second round of Entry Draft (Belleville OHL), June 1994. Traded to Anaheim for Roman Oksiluta, Mar. 1997.
1994-97 GP G A PTS PIM
 Reg. Season 58 4 7 11 36
 Playoffs 4 0 0 0 2

ED PATTERSON RW #44

Selected in seventh round of Entry Draft (Kamloops WHL), June 1991. Released July 1997.
1993-96 GP G A PTS PIM
 Reg. Season 68 3 3 6 56
 Playoffs -- -- -- -- --

MEL PEARSON C/LW #23

Selected from Chicago in Expansion Draft, June 1967. Sold to Portland (WHL), July 1968.
1967-68 GP G A PTS PIM
 Reg. Season 2 0 1 1 0
 Playoffs -- -- -- -- --

BARRY PEDERSON C #10

Acquired with Rod Ruskas from Vancouver for Dave Capuano, Andrew McBain and Dan Quinn, Jan. 1990. Released June 1991.
1990-91 GP G A PTS PIM
 Reg. Season 84 10 26 36 50
 Playoffs -- -- -- -- --

TOBY PETERSEN C #17

Selected in ninth round (244th overall) of the 1998 Entry Draft
2000-01 GP G A PTS PIM
 Reg. Season 12 2 6 8 4
 Playoffs -- -- -- -- --

FRANK PIETRANGELO G #40

Selected in seventh round of Entry Draft (U. of Minnesota WCHA), June 1984. Traded to Hartford for Laurie considerations, Mar. 1992.
1987-92 GP G A PTS PIM
 Reg. Season 87 0 3 3 30
 Playoffs 5 0 1 1 2

DOMENIC PHTIS C #23

Selected in the second round of Entry Draft (Lehighbridge WHL), June 1993. Signed as a free agent by Buffalo, July 1998.
1996-97 GP G A PTS PIM
 Reg. Season 1 0 0 0 0
 Playoffs -- -- -- -- --

MICHEL PLASSE G #31

Acquired from Kansas City for Jean Guy Lagace and Denis Herron, Jan. 1975. Sent with Simon Noleto to Colorado as compensation for Pittsburgh signing Denis Herron, Aug. 1976.
1975-76 GP G A PTS PIM
 Reg. Season 76 0 3 3 24
 Playoffs 3 0 0 0 0

GREG POLIS LW #22

Selected in the first round of Entry Draft (Estevan WCHL), June 1970. Traded with Bryan Watson and a second round draft choice in 1974 Entry Draft to St. Louis for Bob Kally, Ab DeMarco and Steve Durban, Jan. 1974.
1970-74 GP G A PTS PIM
 Reg. Season 256 88 70 158 146
 Playoffs 4 0 2 2 0

PETER POPOVIC D #34

Acquired from NY Rangers for Kevin Hatcher, Oct. 1999. Signed by Boston as a free agent, June 2000.
1999-2000 GP G A PTS PIM
 Reg. Season 54 1 5 6 30
 Playoffs 10 0 0 0 10

KELLY PRAIT RW #12

Signed as a free agent, July 1974. Sold to Hershey (AHL), Aug. 1975.
1974-75 GP G A PTS PIM
 Reg. Season 33 0 6 6 15
 Playoffs -- -- -- -- --

TRACY PRATT D #6/11

Acquired with George Swarbrick and Bryan Watson from Oakland for Earl Ingard, Dick Matussi and Gene Ubrico, Jan. 1969. Selected by Buffalo in Expansion Draft, June 1970.
1968-70 GP G A PTS PIM
 Reg. Season 83 5 12 17 158
 Playoffs 10 0 1 1 51

DEAN PRENTICE LW #20

Selected from Detroit in Intra-League Draft, June 1969. Sold to Minnesota, Oct. 1971.
1969-71 GP G A PTS PIM
 Reg. Season 144 47 42 89 32
 Playoffs 12 2 5 7 8

NOEL PRICE D #4

Selected from Montreal in Expansion Draft, June 1967. Claimed by Springfield (AHL) in Reverse Draft, June 1969.
1967-69 GP G A PTS PIM
 Reg. Season 143 8 45 53 109
 Playoffs -- -- -- -- --

PAT PRICE D #2

Acquired from Edmonton for Pat Hughes, Mar. 1981. Signed as a free agent by Quebec, Dec. 1982.
1980-82 GP G A PTS PIM
 Reg. Season 128 8 52 60 459
 Playoffs 10 1 1 2 48

TOM PRICE D #6/25/28

Signed as a free agent, Feb. 1977. Released June 1980.
1977-79 GP G A PTS PIM
 Reg. Season 19 0 2 2 8
 Playoffs -- -- -- -- --

KEN PRESTLAY C #18

Acquired from Buffalo for Tony Tanzi, Mar. 1991. Released July 1993.
1991-92 GP G A PTS PIM
 Reg. Season 52 2 9 11 4
 Playoffs -- -- -- -- --

PITTSBURGH



PENGUINS

WAYNE PRIMEAU Acquired from Tampa Bay for Matthew Barnaby, Feb. 1, 2001 Reg. Season Playoffs	C	#15	GP	G	A	PTS	PIM	
			28	1	6	7	54	
			18	1	3	4	2	
SEAN PRONGER Acquired from Anaheim for rights to Patrick Lalme, Mar. 1998. Traded with Per Nedved and Chris Tamer to NY Rangers for Alexei Kovalev and Harry York, Nov. 1998. 1998 Reg. Season Playoffs	C	#12	GP	G	A	PTS	PIM	
			7	1	0	1	2	
			5	0	0	0	4	
JEAN PRONOVOST Purchased with John Arbour from Boston, May 1968. Traded to Atlanta with Atlanta sending Dick Redmond to Boston and Boston sending Gregg Sheppard to Pittsburgh, Sept. 1978. 1968-78 Reg. Season Playoffs	RW	#19	GP	G	A	PTS	PIM	
			753	316	287	603	306	
			29	9	9	18	12	
DAN QUINN Acquired from Calgary for Mike Bolland, Nov. 1966. Traded with Andrew McBain and Dave Capuano to Vancouver for Tony Tanti, Barry Pederson and Rod Buskas, Jan. 1990. Signed as a free agent July 1996. Released Dec. 1996. 1966-90/96 Reg. Season Playoffs	C	#10/14/9	GP	G	A	PTS	PIM	
			270	111	165	276	224	
			11	6	3	9	10	
MIKE RAMSEY Acquired from Buffalo for Bob Errey, Mar. 1993. Released June 1994. 1993-94 Reg. Season Playoffs	D	#5	GP	G	A	PTS	PIM	
			77	3	4	7	30	
			13	0	6	6	4	
MARK RECCHI Selected in fourth round of the Entry Draft (Kamloops WHL), June 1988. Traded with Brian Benning and Los Angeles' first round choice in 1992 Entry Draft to Philadelphia for Rick Tocchet, Kjell Samuelsson, Ken Wregget and a conditional draft choice, Feb. 1992. 1988-92 Reg. Season Playoffs	RW	#8/18	GP	G	A	PTS	PIM	
			225	104	148	252	170	
			24	10	24	34	33	
GREG REDOUEST Selected in fourth round of Entry Draft (Kingston OHL), June 1978. Released June 1979 1977-78 Reg. Season Playoffs	G	#25	GP	G	A	PTS	PIM	
			1	0	0	0	0	
			--	--	--	--	--	
NICK RICCI Selected in the fourth round of Entry Draft (Niagara Falls OHL), Aug. 1979. Traded with Pat Graham to Toronto for Rocky Saganik and Vincent Tremblay, Aug. 1983. 1979-83 Reg. Season Playoffs	G	#31	GP	G	A	PTS	PIM	
			19	0	0	0	2	
			--	--	--	--	--	
PAT RIGGIN Acquired from Boston for Roberto Romano, Feb. 1987. Released July 1988. 1987-88 Reg. Season Playoffs	G	#1	GP	G	A	PTS	PIM	
			39	0	1	1	14	
			--	--	--	--	--	
GARY RISSLING Acquired from Washington for a fifth round choice in 1981 Entry Draft, Jan. 1981. Released June 1987. 1983-85 Reg. Season Playoffs	RW	#10/15/20/23	GP	G	A	PTS	PIM	
			185	20	26	46	832	
			5	0	1	1	4	
BOB RIVARD Selected from Montreal in Expansion Draft, June 1967. Sent to Baltimore (AHL) to complete an earlier deal where Pittsburgh purchased Jim Morrison, Nov. 1969. 1967-68 Reg. Season Playoffs	LW	#19	GP	G	A	PTS	PIM	
			27	5	12	17	4	
			--	--	--	--	--	
RENE ROBERT Claimed from Toronto in Intra-League Draft, June 1971. Traded to Buffalo for Eddie Shack, Mar. 1972. 1971-72 Reg. Season Playoffs	C	#14	GP	G	A	PTS	PIM	
			49	7	11	18	42	
			--	--	--	--	--	
GORD ROBERTS Acquired from St. Louis for future considerations, Oct. 1990. Signed as a free agent by Boston, June 1992. 1990-92 Reg. Season Playoffs	D	#14/28	GP	G	A	PTS	PIM	
			134	5	34	39	89	
			43	1	4	5	95	
LUC ROBITAILLE Acquired from Los Angeles for Rick Tocchet and a second round choice in 1995 Entry Draft, July 1994. Traded to NY Rangers with Ulf Samuelsson for Sergei Zubov and Per Nedved, Aug. 1995. 1994-95 Reg. Season Playoffs	LW	#20	GP	G	A	PTS	PIM	
			46	23	19	42	37	
			12	7	4	11	26	
DAVE ROCHE Selected in third round of Entry Draft (Peterborough OHL), June 1993. Traded to Calgary with Ken Wregget for Todd Huslika and German Titov, June 1998. 1993-97 Reg. Season Playoffs	LW	#51	GP	G	A	PTS	PIM	
			132	12	12	24	285	
			16	2	7	9	26	
ROBERTO ROMANO Signed as a free agent, Dec. 1982. Traded to Boston for Pat Riggin, Feb. 1987. Signed as a free agent, Oct. 1993. Released June 1994. 1982-83-94 Reg. Season Playoffs	G	#30/35	GP	G	A	PTS	PIM	
			125	0	1	1	6	
			--	--	--	--	--	
TOM ROULSTON Acquired from Edmonton for Kevin McLellan and a sixth round choice in 1984 Entry Draft, Dec. 1983. Released July 1986. 1984-86 Reg. Season Playoffs	RW	#12/18	GP	G	A	PTS	PIM	
			58	11	17	28	10	
			--	--	--	--	--	
MIKE ROWE Selected in the third round of Entry Draft (Toronto OHL), June 1983. Released July 1986. 1984-87 Reg. Season Playoffs	D	#5/33	GP	G	A	PTS	PIM	
			11	0	0	0	11	
			--	--	--	--	--	
MICHAL ROZSIVAL Selected in fourth round of Entry Draft (Jihlava Czech), June 1996. 1999-2001 Reg. Season Playoffs	D	#28	GP	G	A	PTS	PIM	
			106	5	21	26	74	
			2	0	0	0	4	
DUANE RUPP Acquired from Minnesota for Leo Boivin, Jan. 1969. Released June 1974. 1969-74 Reg. Season Playoffs	D	#2	GP	G	A	PTS	PIM	
			265	21	83	104	170	
			10	2	2	4	8	
TERRY RUSKOWSKI Signed as a free agent, Oct. 1985. Signed by Minnesota as a free agent, July 1987. 1985-87 Reg. Season Playoffs	LW	#8	GP	G	A	PTS	PIM	
			143	40	74	114	309	
			--	--	--	--	--	
JIM RUTHERFORD Selected from Detroit in Intra-League Draft, June 1971. Traded with Jack Lynch to Detroit for Ron Stackhouse, Jan. 1974. 1971-74 Reg. Season Playoffs	G	#12/9	GP	G	A	PTS	PIM	
			115	0	1	1	18	
			4	0	0	0	0	
ROCKY SAGANIK Acquired with Vincent Tremblay from Toronto for Pat Graham and Nick Ricci, Aug. 1983. Removed from reserve list, July 1984. 1983-84 Reg. Season Playoffs	RW	#11/13/3	GP	G	A	PTS	PIM	
			29	1	3	4	37	
			--	--	--	--	--	
KJELL SAMUELSSON Acquired with Rick Tocchet, Ken Wregget and a conditional draft pick from Philadelphia for Mark Recchi, Brian Benning and Los Angeles' first round choice in 1992 Entry Draft, Feb. 1992. Signed as a free agent by Philadelphia, July 1995. 1992-95 Reg. Season Playoffs	D	#23/28	GP	G	A	PTS	PIM	
			183	10	22	32	312	
			44	0	7	7	66	



ULF SAMUELSSON D #5
 Acquired with Ron Francis and Grant Jennings from Hartford for John Cullen, Zarley Zalapski and Jeff Parker, Mar. 1991. Traded with Luc Robitaille to NY Rangers for Petr Nedved and Sergei Zubov, Aug. 1995.
1991-95 GP G A PTS PIM
 Reg. Season 277 11 83 94 804
 Playoffs 86 4 12 16 123

DEREK SANDERSON C #16
 Signed as a free agent Mar. 1978. Released June 1978.
1978 GP G A PTS PIM
 Reg. Season 13 3 1 4 0
 Playoffs -- -- -- -- --

TOMAS SANDSTROM RW #17
 Acquired with Shawn McEachern from Los Angeles for Marty McSorley and Jim Paek, Feb. 1994. Traded to Detroit for Greg Johnson, Jan. 1997.
1994-97 GP G A PTS PIM
 Reg. Season 172 71 84 155 168
 Playoffs 36 7 5 12 50

GRANT SASSER C #19
 Selected in fifth round of Entry Draft (Portland WHL), June 1982. Released July 1985.
1983-84 GP G A PTS PIM
 Reg. Season 3 0 0 0 0
 Playoffs -- -- -- -- --

GLEN SATHER LW #16
 Selected from Boston in Intra-League Draft, June 1969. Traded to NY Rangers for Syl Apps and Sheldon Kannegisser, Jan. 1971.
1969-71 GP G A PTS PIM
 Reg. Season 122 20 17 37 210
 Playoffs 10 0 2 2 17

RYAN SAVOIA C #18
 Signed as a free agent, Apr. 1995. Released July 1999.
1998-99 GP G A PTS PIM
 Reg. Season 3 0 0 0 0
 Playoffs -- -- -- -- --

KEN SCHINKEL RW #12
 Selected from NY Rangers in Expansion Draft, June 1967. Retired, Jan. 1973.
1967-73 GP G A PTS PIM
 Reg. Season 371 93 143 236 86
 Playoffs 13 6 1 7 4

NORM SCHMIDT D #325
 Selected in fourth round of Entry Draft (Oshawa OHL), June 1981. Released July 1988.
1983-84/85-88 GP G A PTS PIM
 Reg. Season 125 23 33 56 73
 Playoffs -- -- -- -- --

RON SCHOCK C #17
 Acquired with Craig Cameron from St. Louis for Lou Angollo and a first round choice in 1971 Entry Draft, June 1969. Traded to Buffalo for Brian Spencer, Sept. 1977.
1969-77 GP G A PTS PIM
 Reg. Season 619 124 280 404 201
 Playoffs 29 2 12 14 23

DWIGHT SCHOFIELD D #4
 Purchased from Washington, Oct. 1986. Released July 1987.
1986-87 GP G A PTS PIM
 Reg. Season 25 1 6 7 59
 Playoffs -- -- -- -- --

DAVE SCHULTZ LW #8
 Acquired with Gene Carr and a fourth round choice in 1978 Entry Draft from Los Angeles for Syl Apps and Hartland Morgan, Nov. 1977. Traded to Buffalo for Gary McAdam, Feb. 1979.
1977-79 GP G A PTS PIM
 Reg. Season 113 13 34 47 535
 Playoffs -- -- -- -- --

ROD SCHUTT LW #23/27
 Acquired from Montreal for a first round choice in 1981 Entry Draft, Oct. 1978. Signed as a free agent by Toronto, Oct. 1985.
1978-85 GP G A PTS PIM
 Reg. Season 278 76 92 168 177
 Playoffs 22 8 6 14 26

JEFF SEROWIK D #16
 Signed as a free agent, Oct. 1998. Released July 1999.
1998-99 GP G A PTS PIM
 Reg. Season 26 0 6 6 16
 Playoffs -- -- -- -- --

EDDIE SHACK LW #23/24
 Acquired from Buffalo for Rene Robert, Mar. 1972. Purchased by Toronto, July 1973.
1972-73 GP G A PTS PIM
 Reg. Season 87 30 29 59 98
 Playoffs 4 0 1 1 15

DOUG SHEDDEN RW #14
 Selected in fifth round of Entry Draft (Sault St. Marie OHL), June 1980. Traded to Detroit for Ron Duguay, Mar. 1986.
1981-86 GP G A PTS PIM
 Reg. Season 332 123 159 282 148
 Playoffs -- -- -- -- --

GREGG SHEPPARD C #19
 Acquired from Boston with Boston receiving Dick Redmond from Atlanta and Pittsburgh sending Jean Pronovost to Atlanta, Sept. 1978. Released June 1982.
1978-82 GP G A PTS PIM
 Reg. Season 241 50 73 123 113
 Playoffs 17 4 7 11 2

JIM SHIRES LW #27
 Acquired from St. Louis for Joe Norris, Jan. 1973. Released June 1974.
1973 GP G A PTS PIM
 Reg. Season 18 1 2 3 2
 Playoffs -- -- -- -- --

CHARLIE SIMMER RW #13/16
 Selected from Boston in Waiver Draft, Oct. 1988. Released July 1989.
1988-89 GP G A PTS PIM
 Reg. Season 50 11 17 28 24
 Playoffs -- -- -- -- --

BOB SIMPSON LW #28/33
 Signed as a free agent, Oct. 1981. Released July 1984.
1981-83 GP G A PTS PIM
 Reg. Season 30 10 9 19 4
 Playoffs 2 0 0 0 0

CRAIG SIMPSON RW #18
 Selected in the first round of Entry Draft (Michigan State CCHA), June 1985. Traded with Dave Hannan, Chris Joseph and Moe Mantha to Edmonton for Paul Coffey, Dave Hunter and Wayne Van Dorp, Nov. 1988.
1985-88 GP G A PTS PIM
 Reg. Season 169 50 55 105 140
 Playoffs -- -- -- -- --

VILLE SIREN D #5
 Acquired from Hartford for Pat Boutele, Nov. 1984. Traded with Steve Golasz to Minnesota for Scott Bugstad and Gord Dineen, Dec. 1988.
1984-88 GP G A PTS PIM
 Reg. Season 187 10 45 55 144
 Playoffs -- -- -- -- --

PAVEL SKRBEK D #46
 Selected in second round of Entry Draft (Kladno Czech), June 1996. Traded to Nashville for Bob Boughner, Mar. 2000.
1998-99 GP G A PTS PIM
 Reg. Season 4 0 0 0 2
 Playoffs -- -- -- -- --

PETER SKUDRA C #1
 Signed as a free agent, Sept. 1997. Signed by Boston as a free agent, Sept. 2000.
1997-2000 GP G A PTS PIM
 Reg. Season 74 0 0 0 0
 Playoffs 1 0 0 0 0

JOHN SLANEY D #32
 Signed as a free agent, Sept. 1999. Traded to Philadelphia for Kevin Stevens, Jan. 14, 2001.
1999-2001 GP G A PTS PIM
 Reg. Season 29 1 4 5 10
 Playoffs 2 1 0 1 2

JIRI SLEGR D #71
 Rights acquired from Edmonton for third round choice in 1998 Entry Draft, Aug. 1997. Traded to Atlanta Thrashers for third round draft choice, Jan. 14 2001.
1997-2001 GP G A PTS PIM
 Reg. Season 252 24 62 86 338
 Playoffs 29 3 10 13 33

PITTSBURGH



PENGUINS

AL SMITH G #29
 Purchased from Toronto, June 1969. Selected by Detroit in Intra-League Draft, June 1971

1969-71	GP	G	A	PTS	PIM
Reg. Season	93	0	0	0	61
Playoffs	3	0	0	0	0

DOUG SMITH C #15
 Acquired from Vancouver for cash, Feb. 1990. Released June 1990.

1990	GP	G	A	PTS	PIM
Reg. Season	10	1	1	2	25
Playoffs	--	--	--	--	--

BRYAN SMOLINSKI C #820
 Acquired with Glen Murray and a third round pick in 1996 Entry Draft from Boston for Shawn McEachern and Kevin Stevens, Aug. 1995. Traded to NY Islanders for Darius Kasparaitis and Andreas Johansson, Nov. 1998.

1995-96	GP	G	A	PTS	PIM
Reg. Season	81	24	40	64	69
Playoffs	18	5	4	9	10

RON SNELL RW #14/16
 Selected in second round of Entry Draft (Regina WCJHL), June 1968. Sold to Hershey (AHL), June 1973.

1968-70	GP	G	A	PTS	PIM
Reg. Season	7	3	2	5	6
Playoffs	--	--	--	--	--

TED SNELL RW #10
 Signed as a free agent, Oct. 1973. Selected by Kansas City in Expansion Draft, June 1974.

1973-74	GP	G	A	PTS	PIM
Reg. Season	55	4	12	16	8
Playoffs	--	--	--	--	--

GARTH SNOW G #34
 Signed as a free agent, Oct. 10, 2000. Signed by NY Islanders as a free agent, July 2001

2000-01	GP	G	A	PTS	PIM
Reg. Season	35	0	0	0	8
Playoffs	--	--	--	--	--

MARTIN SONNENBERG LW #12
 Signed as a free agent, Oct. 1998

1998-2001	GP	G	A	PTS	PIM
Reg. Season	58	2	3	5	19
Playoffs	7	0	0	0	0

BILLY SPEER D #17
 Purchased from Cleveland (AHL), Sept. 1986. Selected by Boston in Intra-League Draft, June 1969.

1967-69	GP	G	A	PTS	PIM
Reg. Season	102	4	17	21	71
Playoffs	--	--	--	--	--

BRIAN SPENCER LW #22
 Acquired from Buffalo for Ron Schock, Sept. 1977. Loaned to Binghamton (AHL), Oct. 1978

1977-78	GP	G	A	PTS	PIM
Reg. Season	86	9	11	20	81
Playoffs	--	--	--	--	--

RON STACKHOUSE D #3
 Acquired from Detroit for Jim Rutherford and Jack Lynch, Jan. 1974. Retired Nov. 1982.

1973-82	GP	G	A	PTS	PIM
Reg. Season	621	66	277	343	547
Playoffs	32	5	8	13	38

PAUL STANTON D #22/23
 Selected in eighth round of Entry Draft (Catholic Memorial HS, Boston), June 1985. Traded to Boston for a third round choice in 1994 Entry Draft, Oct. 1993.

1990-93	GP	G	A	PTS	PIM
Reg. Season	206	11	38	49	199
Playoffs	44	2	10	12	66

MIKE STAPLETON C #26
 Signed as a free agent, Sept. 1992. Claimed on waivers by Edmonton, Feb. 1994.

1992-94	GP	G	A	PTS	PIM
Reg. Season	136	11	13	24	28
Playoffs	4	0	0	0	0

KEVIN STEVENS LW #25
 Rights acquired from Los Angeles for Anders Hakansson, Sept. 1983. Traded to Boston with Shawn McEachern for Bryan Smolinski, Glen Murray and a third round choice in 1996 Entry Draft, Aug. 1995. Acquired from Philadelphia for John Stanley, Jan. 14, 2001.

1987-95/2001	GP	G	A	PTS	PIM
Reg. Season	490	259	291	550	1021
Playoffs	103	46	60	106	170

BOB STEWART D #8
 Acquired from St. Louis for Blair Chapman, Nov. 1979. Released Nov. 1982.

1979-80	GP	G	A	PTS	PIM
Reg. Season	65	3	7	10	52
Playoffs	5	1	1	2	2

JOHN STEWART LW #20/23/25
 Selected in second round of Entry Draft (Fin Flon WCHL), June 1970. Selected by Atlanta in Expansion Draft, June 1972.

1970-72	GP	G	A	PTS	PIM
Reg. Season	40	4	9	13	32
Playoffs	--	--	--	--	--

ANDRE ST. LAURENT C #34
 Acquired from Los Angeles on waivers, Feb. 1982. Traded to Detroit for future considerations, Oct. 1983.

1982-83	GP	G	A	PTS	PIM
Reg. Season	96	23	14	37	130
Playoffs	5	2	1	3	8

ALEK STOJANOV LW #11/25
 Acquired from Vancouver for Markus Naslund, Mar. 1996. Released July 1998

1996-98	GP	G	A	PTS	PIM
Reg. Season	45	2	4	6	86
Playoffs	9	0	0	0	19

BLAINE STOUGHTON RW #12
 Selected in first round of Entry Draft (Fin Flon WCHL), May 1973. Traded with first round choice in 1977 Entry Draft to Toronto for Rick Kehoe, Sept. 1974.

1973-74	GP	G	A	PTS	PIM
Reg. Season	34	5	6	11	8
Playoffs	--	--	--	--	--

MARTIN STRAKA C #82
 Selected in first round of Entry Draft (Skoda Plzen, Czech), June 1992. Traded to Ottawa for Norm Maciver and Troy Murray, Apr. 1995. Signed as a free agent, Aug. 1997.

1992-95/7-2001	GP	G	A	PTS	PIM
Reg. Season	465	138	237	375	187
Playoffs	65	19	27	46	30

ART STRATTON LW #7
 Selected from Chicago in Expansion Draft, June 1967. Purchased by Philadelphia to complete and earlier trade in which Pittsburgh received Wayne Hicks, Mar. 1968.

1967-68	GP	G	A	PTS	PIM
Reg. Season	58	16	21	37	18
Playoffs	--	--	--	--	--

BOB STUMPF D #24
 Acquired from St. Louis for Bernie Lukowich, Jan. 1975. Loaned to Hershey (AHL), Oct. 1975

1975	GP	G	A	PTS	PIM
Reg. Season	3	0	0	0	0
Playoffs	--	--	--	--	--

RICH SUTTER RW #9/23
 Selected in first round of Entry Draft (Lehigh Valley WHL), June 1982. Traded with a second round choice in 1984 Entry Draft to Philadelphia for Andy Brickley, Mark Taylor, Ron Flockhart and a first and third round choice in 1984 Entry Draft, Oct. 1983.

1982-84	GP	G	A	PTS	PIM
Reg. Season	9	0	0	0	0
Playoffs	--	--	--	--	--

GARY SWAIN LW #24
 Selected in first round of Entry Draft (Niagara Falls OHA), June 1968. Released June 1971

1968-69	GP	G	A	PTS	PIM
Reg. Season	9	1	1	2	0
Playoffs	--	--	--	--	--

GEORGE SWARBRICK RW #10/15/20/23
 Acquired with Bryan Watson and Tracy Pratt from Oakland for Earl Ingarfield, Gene Ulbrich and Dick Mattussi, Jan. 1969. Traded to Philadelphia for Terry Bell, June 1970

1969-70	GP	G	A	PTS	PIM
Reg. Season	31	1	7	8	36
Playoffs	--	--	--	--	--



RICK TABARACCI G #31

Selected in second round of Entry Draft (Cornwall OHL), June 1987. Traded with Randy Cunneyworth and Dave McLlwain to Winnipeg for Jim Kyle, Andrew McBain and Randy Gilhen, June 1988.

1988-89	GP	G	A	PTS	PIM
Reg. Season	1	0	0	0	2
Playoffs	--	--	--	--	--

PETER TAGLIANETTI D #32

Acquired with Larry Murphy from Minnesota for Jim Johnson and Chris Dahlquist, Dec. 1990. Selected by Tampa Bay in Expansion Draft, June 1992. Acquired from Tampa Bay for a third round choice in 1993 Entry Draft, Mar. 1993. Released, July 1995.

1990-92/93-95	GP	G	A	PTS	PIM
Reg. Season	167	7	28	35	338
Playoffs	39	1	7	8	83

DALE TALLON D #4/19

Acquired from Chicago for a second round choice in 1980 Entry Draft, Oct. 1978. Released, June 1980.

1980-80	GP	G	A	PTS	PIM
Reg. Season	95	10	33	43	53
Playoffs	4	0	0	0	4

CHRISTAMER D #2

Selected in fourth round of Entry Draft (U.S. of Michigan CCHA), June 1990. Traded to NY Rangers with Pat Nedyved and Sean Pronger for Alexei Kovalev and Harry York, Nov. 1998.

1993-98	GP	G	A	PTS	PIM
Reg. Season	242	8	21	29	556
Playoffs	37	0	8	8	52

TONY TANTI RW #9

Acquired with Rod Buskas from Vancouver for Dave Capuano, Andrew McBain and Dan Quinn, Jan. 1990. Traded to Buffalo for Ken Prinsley, Mar. 1991.

1990-91	GP	G	A	PTS	PIM
Reg. Season	83	20	30	50	66
Playoffs	--	--	--	--	--

BOB TAVLOR G #30

Acquired with Ed Van Impe from Philadelphia for Gary Inness, Mar. 1976. Released, June 1976.

1976	GP	G	A	PTS	PIM
Reg. Season	2	0	0	0	0
Playoffs	--	--	--	--	--

MARK TAYLOR C #16

Acquired with Ron Flockhart, Andy Brickley and a first and third round choice in 1994 Entry Draft from Philadelphia for Rich Suter and a second and third round choice in 1984 Entry Draft, Oct. 1983. Traded to Washington for Jim McGeough, Mar. 1985.

1983-85	GP	G	A	PTS	PIM
Reg. Season	106	31	41	72	43
Playoffs	--	--	--	--	--

GREG TEBBUTT D #34

Signed as a free agent, July 1983. Released, July 1985.

1983-84	GP	G	A	PTS	PIM
Reg. Season	14	1	8	9	16
Playoffs	--	--	--	--	--

ERROL THOMPSON LW #6

Acquired from Detroit for Gary McArtem, Jan. 1981. Released, Nov. 1982.

1981-82	GP	G	A	PTS	PIM
Reg. Season	34	6	8	14	12
Playoffs	--	--	--	--	--

TOM THORNBURY D #34

Selected in third round of Entry Draft (Niagra Falls OHL), June 1981. Traded to Quebec for Brian Ford, Dec. 1984.

1983-84	GP	G	A	PTS	PIM
Reg. Season	14	1	8	9	16
Playoffs	--	--	--	--	--

BILLY TIBBETTS RW #12

Signed as a free agent, April 10, 2000.

2000-01	GP	G	A	PTS	PIM
Reg. Season	29	1	2	3	79
Playoffs	--	--	--	--	--

DAVE TIPPETT LWC #14

Signed as a free agent, Aug. 1992. Released, June 1993.

1992-93	GP	G	A	PTS	PIM
Reg. Season	74	6	19	25	56
Playoffs	12	1	4	5	14

GERMAN TITOV LW #319

Acquired with Todd Hlushko from Calgary for Ken Wreggett and Dave Roche, June 1998. Traded to Edmonton for Josef Beranek, Mar. 2000.

1998-2000	GP	G	A	PTS	PIM
Reg. Season	135	28	70	98	68
Playoffs	11	3	5	8	4

RICK TOCCHET RW #92/22

Acquired with Kjeil Samuelson, Ken Wreggett and a conditional draft pick from Philadelphia for Mark Recchi, Brian Benning and Los Angeles' first round pick in 1992 Entry Draft, Feb. 1992. Traded to Los Angeles with Pittsburgh's second round choice in 1995 Entry Draft for Luc Robitaille, July 1994.

1992-94	GP	G	A	PTS	PIM
Reg. Season	150	76	103	179	435
Playoffs	32	15	22	37	68

TIM TOOKEY C #11

Signed as a free agent, Sept. 1983. Signed as a free agent by Philadelphia, July 1985.

1983-84	GP	G	A	PTS	PIM
Reg. Season	8	0	2	2	2
Playoffs	--	--	--	--	--

DAN TREBIL D #3

Acquired from Anaheim for fifth round choice in 2000 Entry Draft, Mar. 2000. Acquired from NY Islanders for sixth round draft choice, Nov. 14, 2000. Traded to St. Louis for Marc Bergevin, Dec. 28, 2000.

2000	GP	G	A	PTS	PIM
Reg. Season	19	1	0	1	7
Playoffs	--	--	--	--	--

VINCENT TREMBLAY G #31

Acquired with Rocky Saganik from Toronto for Nick Ricci and Pat Graham, Aug. 1993. Released, July 1984.

1983-84	GP	G	A	PTS	PIM
Reg. Season	4	0	0	0	2
Playoffs	--	--	--	--	--

BRYAN TROTTER C #19

Signed as a free agent, July 1990. Retired, Aug. 1992.

1990-92/93-94	GP	G	A	PTS	PIM
Reg. Season	156	24	48	72	114
Playoffs	46	7	7	14	57

RON TUGNUTT G #31

Acquired from Ottawa with Jaiene Laukkonen for Tim Barrasso, Mar. 2000. Signed by Columbus as a free agent, June 2000.

2000	GP	G	A	PTS	PIM
Reg. Season	7	0	0	0	0
Playoffs	11	0	0	0	2

IAN TURNBULL D #7

Signed as a free agent, Oct. 1982. Released, July 1983.

1982-83	GP	G	A	PTS	PIM
Reg. Season	7	0	0	0	4
Playoffs	--	--	--	--	--

GENE UBRICACI LWC #11

Acquired from Hershey (AHL) for Gil Gilbert, Oct. 1967.

Traded with Earl Ingarfield and Dick Matulis to Oakland for George Swarbrick, Bryan Watson and Tracy Pratt, Jan. 1969.

1967-69	GP	G	A	PTS	PIM
Reg. Season	114	33	26	59	30
Playoffs	--	--	--	--	--

GARRY VALK LW #26/6/18

Acquired from Anaheim for J.J. Daigneault, Feb. 1997.

Signed as a free agent by Toronto, Oct. 1998.

1997-98	GP	G	A	PTS	PIM
Reg. Season	56	5	5	10	58
Playoffs	--	--	--	--	--

WAYNE VAN DORP LW #22

Acquired with Paul Coffey and Dave Hunter from Edmonton for Craig Simpson, Chris Joseph, Dave Hannan and Moe Mantha, Nov. 1987. Traded to Buffalo for future considerations, Sept. 1988.

1987-88	GP	G	A	PTS	PIM
Reg. Season	25	1	3	4	75
Playoffs	--	--	--	--	--

ED VAN IMPE D #2

Acquired with Bobby Taylor from Philadelphia for Gary Inness, Mar. 1976. Released, July 1977.

1976-77	GP	G	A	PTS	PIM
Reg. Season	22	0	8	8	22
Playoffs	3	0	1	1	2



BRYAN WATSON D #5
 Acquired with George Swarbrick and Tracy Pratt from Oakland for Earl Ingarfield, Gene Ubriaco and Dick Matusik, Jan. 1988. Traded with Greg Polis and a second round choice in 1974 Entry Draft to St. Louis for Steve Durban, Ab DeMarco and Bob Kelly, Jan. 1974.

1969-74	GP	G	A	PTS	PIM
Reg. Season	303	8	57	65	871
Playoffs	14	0	0	0	38

WALLY WEIR D #23
 Selected from Hartford in Waiver Draft, Mar. 1985. Released July 1985.

1985	GP	G	A	PTS	PIM
Reg. Season	14	0	3	3	34
Playoffs	--	--	--	--	--

CHRIS WELLS C #12
 Selected in first round of Entry Draft (Seattle WHL), June 1994. Traded to Florida for Stu Barnes and Jason Woolley, Nov. 1996.

1995-96	GP	G	A	PTS	PIM
Reg. Season	54	2	2	4	59
Playoffs	--	--	--	--	--

BRAD WERENKA D #5
 Signed as a free agent, July 1997. Traded to Calgary for Rene Corbet and Tyler Moss, Mar. 2000.

1997-2000	GP	G	A	PTS	PIM
Reg. Season	213	12	41	53	208
Playoffs	19	2	1	3	14

JIM WILEY C #8
 Signed as a free agent, June 1972. Selected by Vancouver in Intra-League Draft, June 1974.

1977-98	GP	G	A	PTS	PIM
Reg. Season	56	5	5	10	58
Playoffs	--	--	--	--	--

BARRY WILKINS D #5
 Acquired from Vancouver for Ab DeMarco, Nov. 1974. Signed as a free agent by Edmonton (WHA), Sept. 1976.

1974-76	GP	G	A	PTS	PIM
Reg. Season	133	5	56	61	203
Playoffs	6	0	1	1	4

NEIL WILKINSON D #6
 Acquired from Winnipeg for Norm Maciver, Dec. 1995. Retired Apr. 1999.

1995-99	GP	G	A	PTS	PIM
Reg. Season	122	4	14	18	169
Playoffs	20	0	1	1	18

DUNC WILSON G #29
 Acquired from NY Rangers for a fourth round choice in 1978 Entry Draft, Oct. 1976. Purchased by Vancouver, Nov. 1978.

1976-78	GP	G	A	PTS	PIM
Reg. Season	66	0	2	2	21
Playoffs	--	--	--	--	--

MITCH WILSON C #33
 Signed as a free agent, July 1986. Released Jan. 1991.

1986-87	GP	G	A	PTS	PIM
Reg. Season	17	2	1	3	83
Playoffs	--	--	--	--	--

BENNETT WOLF D #36/16
 Selected in third round of Entry Draft (Kitchener OHL), Aug. 1979. Released July 1985.

1980-83	GP	G	A	PTS	PIM
Reg. Season	30	0	1	1	133
Playoffs	--	--	--	--	--

JASON WOOLLEY D #22
 Acquired with Stu Barnes from Florida for Chris Wells, Nov. 1996. Traded to Buffalo for a fifth round choice in 1998 Entry Draft, Sept. 1997.

1998-97	GP	G	A	PTS	PIM
Reg. Season	57	6	30	36	28
Playoffs	5	0	3	3	0

BOB WOYTOWICH D #320
 Acquired from Minnesota for a first round choice in 1972 Entry Draft, Oct. 1968. Traded to Los Angeles for Al McDonough, June 1972.

1968-72	GP	G	A	PTS	PIM
Reg. Season	248	22	71	93	151
Playoffs	10	1	2	3	2

KEN WREGGET G #31
 Acquired with Rick Tochet, Kjell Samuelsson and a conditional draft pick from Philadelphia for Mark Recchi, Brian Binning and Los Angeles' first round choice in 1992 Entry Draft, Feb. 1992. Traded with Dave Roche to Calgary for German Titov and Todd Hlushko, June 1998.

1992-96	GP	G	A	PTS	PIM
Reg. Season	212	0	5	5	50
Playoffs	26	0	1	1	9

TYLER WRIGHT C #29
 Acquired from Edmonton for a seventh round choice in 1996 Entry Draft, June 1996. Selected by Columbus in the expansion draft, June 2000.

1996-2000	GP	G	A	PTS	PIM
Reg. Season	238	17	16	33	317
Playoffs	11	3	1	4	17

HARRY YORK C #32
 Acquired with Alexei Kovalev from NY Rangers for Petr Nedved, Chris Tamer and Sean Pronger, Nov. 1998. Acquired off waivers by Vancouver, Dec. 1998.

1998	GP	G	A	PTS	PIM
Reg. Season	2	0	0	0	0
Playoffs	--	--	--	--	--

SCOTT YOUNG RW/LW #634
 Acquired from Hartford for Rob Brown, Dec. 1990. Rights traded to Quebec for Bryan Fogarty, Mar. 1992.

1990-91	GP	G	A	PTS	PIM
Reg. Season	43	11	16	27	33
Playoffs	17	1	6	7	2

WARREN YOUNG LW #1165
 Signed as a free agent, Aug. 1983. Signed by Detroit as a free agent, July 1985. Purchased from Detroit, Oct. 1986. Sold to Detroit, May 1987. Signed as a free agent, Sept. 1987. Released July 1988.

1983-85/86-88	GP	G	A	PTS	PIM
Reg. Season	152	49	52	101	313
Playoffs	--	--	--	--	--

WENDELL YOUNG G #1
 Acquired with seventh round choice in 1990 Entry Draft from Philadelphia for a third round choice in 1990 Entry Draft, Sept. 1988. Selected by Tampa Bay in Expansion Draft, June 1992. Acquired from Tampa Bay for future considerations, Feb. 1995. Released July 1995.

1988-92/95	GP	G	A	PTS	PIM
Reg. Season	111	0	7	7	14
Playoffs	1	0	0	0	0

ROD ZANE C #24
 Purchased from Baltimore (AHL), June 1970. Selected by Buffalo in Intra-League Draft, June 1971.

1970-71	GP	G	A	PTS	PIM
Reg. Season	37	8	5	13	21
Playoffs	--	--	--	--	--

ZARLEY ZALAPSKI D #33
 Selected in first round of Entry Draft (Canadian National Team), June 1986. Traded with John Cullen and Jeff Parker to Hartford for Ron Francis, Ulf Samuelsson and Grant Jennings, Mar. 1991.

1987-91	GP	G	A	PTS	PIM
Reg. Season	190	33	102	135	160
Playoffs	11	1	8	9	13

RICHARD ZEMLAJ RW #18
 Acquired from Minnesota for rights to Rob Gaudreau, Nov. 1988. Released July 1990.

1988-90	GP	G	A	PTS	PIM
Reg. Season	50	1	5	6	178
Playoffs	1	0	0	0	10

SERGEI ZUBOV D #356
 Acquired with Petr Nedved from NY Rangers for Luc Rubille and Ulf Samuelsson, Aug. 1995. Traded to Dallas for Kevin Hatcher, June 1998.

1995-96	GP	G	A	PTS	PIM
Reg. Season	64	11	55	66	22
Playoffs	18	1	14	15	26



Penguins All-Time Goaltenders and Stats

NAME	GP	MP	GA	ENG	SO	GAA	W	L	T	SAVES	SV%
Ron Tugnutt	7	374	15	0	0	2.41	4	2	0	182	.924
Philippe DeRouville	3	119	5	1	0	2.52	1	1	0	60	.923
Roy Edwards	15	847	36	2	0	2.55	2	8	4	355	.908
JOHAN HEDBERG	9	545	24	0	0	2.64	7	1	1	229	.905
Peter Skudra	74	3687	163	10	4	2.65	26	22	11	1374	.894
J. S. AUBIN	104	5595	255	8	4	2.73	47	41	10	2414	.904
Hank Bassen	25	1299	62	2	1	2.86	7	10	3	616	.909
Patrick Lalime	39	2058	101	3	3	2.94	21	12	2	1065	.913
Garth Snow	35	2032	101	1	3	2.98	14	15	4	913	.900
Marv Edwards	1	60	3	0	0	3.00	0	1	0	30	.909
Rich Parent	7	332	17	1	0	3.07	1	1	3	133	.887
Al Smith	91	5027	257	2	4	3.07	24	42	17	2777	.899
Les Binkley	196	11046	575	8	11	3.12	58	94	34	5022	.897
Jim Rutherford	115	6252	327	6	4	3.14	44	49	14	2915	.899
Joe Daley	38	2143	113	4	2	3.16	11	18	6	1094	.906
Tom Barrasso	458	25879	1409	34	22	3.27	226	153	53	12070	.895
Ken Wregget	212	11737	644	17	6	3.29	104	67	21	5640	.898
Gary Inness	100	5366	299	6	2	3.34	39	37	13	2591	.897
Dunc Wilson	66	3807	224	1	5	3.53	23	30	11	1750	.887
Michel Plasse	75	4190	251	1	2	3.59	33	24	14	2013	.889
Pat Riggin	39	2157	131	1	0	3.64	15	14	7	916	.868
Gilles Meloche	104	5726	348	10	0	3.65	34	43	17	2491	.865
Gary Edwards	6	360	22	0	1	3.67	3	2	1	171	.886
Steve Guenette	32	1779	110	2	1	3.71	17	15	0	832	.883
Cam Newton	16	814	51	2	0	3.76	4	7	1	360	.876
Andy Brown	45	2476	156	0	1	3.78	16	20	6	1126	.878
Greg Millen	135	7839	501	10	4	3.83	57	56	18	3482	.874
Denis Herron	290	16105	1040	22	6	3.87	88	133	44	8072	.886
Roberto Romano	125	7051	465	9	4	3.96	46	62	8	3407	.880
Rob Dopson	2	45	3	0	0	4.00	0	0	0	20	.870
Rob Holland	44	2513	171	4	1	4.08	11	22	9	1060	.861
Frank Pietrangelo	87	4478	308	2	1	4.13	34	32	3	2125	.873
Wendell Young	111	5576	385	9	1	4.14	42	47	5	2710	.876
Michel Dion	151	8477	605	22	0	4.28	42	79	20	3998	.855
Nick Ricci	19	1087	79	4	0	4.36	7	12	0	474	.857
Bob Johnson	12	476	40	0	0	5.04	3	4	1	237	.856
Alain Chevrier	3	166	14	0	0	5.06	1	2	0	75	.843
Bob Taylor	2	78	7	1	0	5.38	0	1	0	41	.837
Paul Harrison	13	700	64	1	0	5.49	3	7	0	288	.816
Gordie Laxton	17	800	74	2	0	5.55	4	9	0	359	.829
Vincent Tremblay	4	240	24	1	0	6.00	0	4	0	117	.830
Brian Ford	8	457	48	0	0	6.30	2	6	0	248	.838
Rick Tabaracci	1	33	4	0	0	7.27	0	0	0	17	.810
Paul Hoganson	2	57	7	0	0	7.37	0	1	0	21	.750
Greg Redquest	1	13	3	0	0	13.85	0	0	0	2	.400
TOTALS	2686	162117	9752	209	95	3.61	1121	1204	361	75867	.886



Penguins General Managers

NAME	DATES	GP	W	L	T	OTL	PTS	PCT
1. Jack Riley#	June 6, 1967 to May 1970	226	73	117	36	--	182	.403
2. Red Kelly	May 1970 to January 29, 1972	126	33	64	29	--	95	.377
3. Jack Riley#	January 29, 1972 to January 13, 1974	149	57	73	19	--	133	.446
4. Jack Button	January 13, 1974 to July 1975	117	54	44	19	--	127	.543
5. Wren Blair	July 1975 to December 3, 1976	105	44	44	17	--	105	.500
6. Baz Bastien	December 3, 1976 to March 15, 1983	527	193	248	86	--	472	.447
NO GM	Mar. 16, 1983-Apr. 3, 1983	8	2	5	1	--	5	.313
7. Ed Johnston	May 27, 1983 to April 14, 1988	400	140	220	40	--	320	.400
8. Tony Esposito	April 14, 1988 to December 5, 1989	106	50	47	9	--	109	.514
9. Craig Patrick	December 5, 1989 to Present	922	475	333	105	9	1064	.577
# - Jack Riley's Combined Record		375	130	190	55	--	315	.420

Penguins Head Coaches

NAME	DATES	GP	W	L	T	OTL	PTS	PCT
1. Red Sullivan	June 6, 1967 to March 31, 1969	150	47	79	24	--	118	.393
2. Red Kelly	July 2, 1969 to January 13, 1973	274	90	132	52	--	232	.423
3. Ken Schinkel*	January 13, 1973 to February 6, 1974	86	29	49	8	--	66	.384
4. Marc Boileau	February 6, 1974 to January 17, 1976	151	66	61	24	--	156	.517
5. Ken Schinkel*	January 17, 1976 to May 19, 1977	117	54	43	20	--	128	.547
6. Johnny Wilson	June 13, 1977 to May 8, 1980	240	91	105	44	--	226	.471
7. Ed Johnston**	July 15, 1980 to July 20, 1983	240	79	126	35	--	193	.402
8. Lou Angotti	July 20, 1983 to June 4, 1984	80	16	58	6	--	38	.238
9. Bob Berry	June 4, 1984 to April 13, 1987	240	88	127	25	--	201	.419
10. Pierre Creamier	June 4, 1987 to June 14, 1988	80	36	35	9	--	81	.506
11. Gene Ubriaco	June 28, 1988 to December 5, 1989	106	50	47	9	--	109	.514
12. Craig Patrick***	December 5, 1989 to June 12, 1990	54	22	26	6	--	50	.462
13. Bob Johnson	June 12, 1990 to October 1, 1991	80	41	33	6	--	88	.550
14. Scott Bowman	October 1, 1991 to May 28, 1993	164	95	53	16	--	206	.628
15. Ed Johnston**	June 22, 1993 to March 3, 1997	276	153	98	25	--	331	.599
16. Craig Patrick***	March 3, 1997 to April 26, 1997	20	7	10	3	--	17	.425
17. Kevin Constantine	June 14, 1997 to December 9, 1999	189	86	67	35	4	211	.511
18. Herb Brooks	December 9, 1999 to May 9, 2000	57	29	24	5	2	65	.570
19. Ivan Hlinka	June 21, 2000 - present	82	42	28	9	3	96	.585
* - Ken Schinkel's combined record		203	83	92	28	--	194	.478
** - Ed Johnston's combined record		516	232	224	60	--	524	.508
*** - Craig Patrick's combined record		74	29	36	9	--	67	.453

Penguins Presidents and Captains

1967-70	Jack E. McGregor	1967-68	Ab McDonald
1970-72	Jack Riley	1968-73	No Captain
1973-74	No President	1973-77	Ron Schock
1975-77	Wren Blair	1977-78	Jean Pronovost
1977-81	Vince Bartimo	1978-81	Orest Kindrachuk
1981-88	Edward J. DeBartolo Sr.	1981-84	Randy Carlyle
1988-91	Denise DeBartolo-York	1984-86	Mike Bullard
1991-93	Howard Baldwin	1986-87	Mike Bullard and Terry Ruskowski
1993-96	Jack Kelley	1987-88	Dan Frawley and Mario Lemieux
1996-97	Donn Patton	1988-90	Mario Lemieux
1998-99	Craig Patrick	1990-91	Mario Lemieux, Paul Coffey, John Cullen and Randy Hillier
1999-2001	Mario Lemieux		Mario Lemieux
2001- Present	Tom Rooney/Ken Sawyer	1991-94	Ron Francis
		1994-95	Mario Lemieux
		1995-97	Ron Francis
		1997-98	Mario Lemieux
		1998-2001	Ron Francis
			Jaromir Jagr

Penguins Scouts

Edgar Brenchley (1967-70 & 1971-73), Rudy Migay (1967-68 & 1971-75), Ken Carson (1967-68), George "Red" Sullivan (1969-70), Dave Lucas (1969-75), Clare Rothermel (1969-75 & 1977-84), Ron Marlow (1971-72), Dick Coss (1971-72), Gerry Brown (1971-74), Jack Riley (1974-75), Ken Schinkel (1974-76), Gerald Blair (1976-77), Billy Taylor (1979-86), Albert Mandanici (1981-88), Lou Angotti (1984-86), Bruce Haralson (1984-89), John Gill (1985-95), Paul Goulet (1986-89), Doug Wood (1986-88), Fred Gore (1987-89), Greg Malone (1988-present), Les Binkley (1989-99), Charlie Hodge (1989-present), Doug McCauley (1989-91), Ralph Cox (1989-99), Gilles Meloche (1990-present), Pierre McGuire (1990-91), Mark Kelley (1993-present), Phil Russell (1993-97), Glenn Patrick (1994-present), Herb Brooks (1995-present), Wayne Daniels (1999-present), Neil Shea (1999-present), Cuck Grillo (2001-present)



Penguins Coaches Yearly Records

YEAR	COACH	GP	W	L	T	PTS	GF	GA	PCT
1967-68	Red Sullivan	74	27	34	13	67	195	216	.453
	Home	37	15	12	10	40	115	101	.541
	Away	37	12	22	3	27	80	115	.365
Fifth in Western Division - 10th of 12 teams - Did not make playoffs									
1968-69	Red Sullivan	76	20	45	11	51	189	252	.336
	Home	38	12	20	6	30	99	113	.395
	Away	38	8	25	5	21	90	139	.276
Fifth in Western Division - 11th of 12 teams - Did not make playoffs									
1969-70	Red Kelly	76	26	38	12	64	182	238	.421
	Home	38	17	13	8	42	105	108	.553
	Away	38	9	25	4	22	77	130	.289
Second in Western Division - 7th of 12 teams - Eliminated Oakland, 4-0, in Quarterfinals; Lost to St. Louis, 4-2, in Semifinals									
1970-71	Red Kelly	78	21	37	20	62	221	240	.397
	Home	39	18	12	9	45	126	92	.576
	Away	39	3	25	11	17	95	148	.218
Sixth in Western Division - 11th of 14 teams - Did not make playoffs									
1971-72	Red Kelly	78	26	38	14	66	220	258	.423
	Home	39	18	15	6	42	132	125	.538
	Away	39	8	23	8	24	88	133	.308
Fourth in Western Division - 9th of 14 teams - Lost to Chicago, 4-0 in Quarterfinals									
1972-73	TOTAL	78	32	37	9	73	257	265	.468
	Red Kelly	42	17	19	6	40	144	137	.476
	Ken Schinkel	36	15	18	3	33	113	128	.458
	Home	39	24	11	4	52	150	104	.667
	Away	39	8	26	5	21	107	161	.269
Ken Schinkel replaced Red Kelly on Jan. 13, 1973 - Fifth in Western Division - 10th of 16 teams - Did not make playoffs									
1973-74	TOTAL	78	28	41	9	65	242	273	.417
	Ken Schinkel	50	14	31	5	33	138	185	.330
	Marc Boileau	28	14	10	4	32	104	88	.571
	Home	39	15	18	6	36	124	116	.462
	Away	39	13	23	3	29	118	157	.371
Marc Boileau replaced Ken Schinkel on Feb. 6, 1974 - Fifth in Western Division - 11th of 16 teams - Did not make playoffs									
1974-75	Marc Boileau	80	37	28	15	89	326	289	.556
	Home	40	25	5	10	60	192	113	.750
	Away	40	12	23	5	29	134	176	.363
Third in Norris Division - 6th of 18 teams - Eliminated St. Louis, 2-0, in Preliminary Round; Lost to NY Islanders, 4-3, in Quarterfinals									
1975-76	TOTAL	80	35	33	12	82	339	303	.513
	Marc Boileau	43	15	23	5	35	161	181	.407
	Ken Schinkel	37	20	10	7	47	178	122	.635
	Home	40	23	11	6	52	196	137	.650
	Away	40	12	22	6	30	143	166	.375
Ken Schinkel replaced Marc Boileau on Jan. 17, 1976 - Third in Norris Division - 8th of 18 teams - Lost to Toronto, 2-1, in Preliminary round									
1976-77	Ken Schinkel	80	34	33	13	81	240	252	.506
	Home	40	22	12	6	50	139	119	.625
	Away	40	12	21	7	31	101	133	.386
Third in Norris Division - 7th of 18 teams - Lost to Toronto, 2-1, in Preliminary Round									
1977-78	Johnny Wilson	80	25	37	18	68	254	321	.425
	Home	40	16	15	9	41	143	147	.513
	Away	40	9	22	9	27	111	174	.338
Fourth in Norris Division - 12th of 18 teams - Did not make playoffs									
1978-79	Johnny Wilson	80	36	31	13	85	281	279	.531
	Home	40	23	12	5	51	152	120	.638
	Away	40	13	19	8	34	129	159	.425
Second in Norris Division - 8th of 18 teams - Eliminated Buffalo, 2-1, in Preliminary Round; Lost to Boston, 4-0, in Quarterfinals									
1979-80	Johnny Wilson	80	30	37	13	73	251	303	.456
	Home	40	20	13	7	47	145	134	.588
	Away	40	10	24	6	26	106	169	.325
Third in Norris Division - 13th of 21 teams - Lost to Boston, 3-2, in Preliminary Round									
1980-81	Ed Johnston	80	30	37	13	73	302	345	.456
	Home	40	21	16	3	45	160	154	.563
	Away	40	9	21	10	28	142	191	.350
Third in Norris Division - 15th of 21 teams - Lost to St. Louis, 3-2, in Preliminary Round									
1981-82	Ed Johnston	80	31	36	13	75	310	337	.469
	Home	40	21	11	8	50	167	143	.625
	Away	40	10	25	5	25	143	194	.313
Fourth in Patrick Division - 12th of 21 teams - Lost to NY Islanders, 3-2, in Preliminary Round									
1982-83	Ed Johnston	80	18	53	9	45	257	394	.281
	Home	40	14	22	4	32	134	170	.400
	Away	40	4	31	5	13	123	224	.163
Sixth in Patrick Division - 21st of 21 teams - Did not make playoffs									
1983-84	Lou Angolli	80	16	58	6	38	254	390	.238
	Home	40	7	29	4	18	132	182	.225
	Away	40	9	29	2	20	122	208	.250
Sixth in Patrick Division - 21st of 21 teams - Did not make playoffs									
1984-85	Bob Berry	80	24	51	5	53	276	385	.331
	Home	40	17	20	3	37	150	171	.463
	Away	40	7	31	2	16	126	214	.200
Sixth in Patrick Division - 20th of 21 teams - Did not make playoffs									



YEAR	COACH	GP	W	L	T	PTS	GF	GA	PCT
1985-86	Bob Berry	80	34	38	8	76	313	305	.475
	Home	40	20	15	5	45	155	133	.563
	Away	40	14	23	3	31	158	172	.388
Fifth in Patrick Division - 15th of 21 teams - Did not make playoffs									
1986-87	Bob Berry	80	30	38	12	72	297	290	.450
	Home	40	19	15	6	44	164	145	.550
	Away	40	11	23	6	28	133	145	.350
Fifth in Patrick Division - 14th of 21 teams - Did not make playoffs									
1987-88	Pierre Cremerer	80	36	35	9	81	319	316	.506
	Home	40	22	12	6	50	171	140	.625
	Away	40	14	23	3	31	148	176	.388
Sixth in Patrick Division - 12th of 21 teams - Did not make playoffs									
1988-89	Gene Ubriaco	80	40	33	7	87	347	349	.544
	Home	40	24	13	3	51	184	159	.638
	Away	40	16	20	4	36	163	190	.450
Second in Patrick Division - 6th of 21 teams - Eliminated NY Rangers, 4-0, in Division Semifinals; Lost to Philadelphia, 4-3, in Division Finals									
1989-90	TOTAL	80	32	40	8	72	318	359	.450
	Gene Ubriaco	26	10	14	2	22	101	110	.423
	Craig Patrick	54	22	26	6	50	217	249	.462
	Home	40	22	15	3	47	178	166	.588
	Away	40	10	25	5	25	140	193	.313
Craig Patrick replaced Gene Ubriaco on Dec. 5, 1989 - Fifth in Patrick Division - 17th of 21 teams - Did not make playoffs									
1990-91	Bob Johnson	80	41	33	6	88	342	305	.550
	Home	40	25	12	3	53	184	132	.663
	Away	40	16	21	3	35	158	173	.438
First in Patrick Division - 7th of 21 teams - Eliminated NJ, 4-3, in Division Semifinals; Eliminated Washington, 4-1, in Division Finals; Eliminated Boston, 4-2 in Conference Finals; Defeated Minnesota, 4-2, in Stanley Cup Finals									
1991-92	Scott Bowman	80	39	32	9	87	343	308	.544
	Home	40	21	13	6	48	192	154	.600
	Away	40	18	19	3	39	151	154	.488
Third in Patrick Division - 6th of 22 teams - Eliminated Washington, 4-3, in Division Semifinals; Eliminated NY Rangers, 4-2, in Division Finals; Eliminated Boston, 4-0, in Conference Finals; Defeated Chicago, 4-0, in Stanley Cup Finals									
1992-93	Scott Bowman	84	56	21	7	119	367	288	.708
	Home	41	31	6	4	66	198	128	.805
	Away	41	23	15	3	49	159	136	.598
	Neutral	2	2	0	0	4	10	4	1.000
First in Patrick Division - 1st of 24 teams - Eliminated New Jersey, 4-1, in Division Semifinals; Lost to NY Islanders, 4-3, in Division Finals									
1993-94	Ed Johnston	84	44	27	13	101	299	285	.601
	Home	41	24	9	8	56	155	128	.683
	Away	41	18	18	5	41	132	153	.500
	Neutral	2	2	0	0	4	12	4	1.000
First in Northeast Division - 3rd of 26 teams - Lost to Washington, 4-2, in Conference Quarterfinals									
1994-95	Ed Johnston	48	29	16	3	61	181	158	.635
	Home	24	18	5	1	37	103	71	.771
	Away	24	11	11	2	24	78	87	.500
Second in Northeast Division - 3rd of 26 teams - Eliminated Washington, 4-3, in Conference Quarterfinals; Lost to New Jersey, 4-1, in Conference Semifinals									
1995-96	Ed Johnston	82	48	29	4	102	362	264	.622
	Home	41	32	9	0	64	215	136	.780
	Away	41	17	20	4	38	147	148	.463
First in Northeast Division - 4th of 26 teams - Eliminated Washington, 4-2, in Conference Quarterfinals; Eliminated NY Rangers, 4-1, in Conference Semifinals; Lost to Florida, 4-3, in Conference Finals									
1996-97	TOTALS	82	38	36	8	84	285	280	.512
	Ed Johnston	62	31	26	5	67	220	205	.540
	Craig Patrick	20	7	10	3	17	65	75	.425
	Home	41	25	11	5	55	154	122	.671
	Away	41	13	25	3	29	131	158	.254
Craig Patrick replaced Ed Johnston on March 3, 1997 - Second in Northeast Division - 10th of 26 teams - Lost to Philadelphia, 4-1 in Conference Quarterfinal									
1997-98	Kevin Constantine	82	40	24	18	98	228	188	.598
	Home	41	21	10	10	52	125	98	.634
	Away	41	19	14	8	46	103	90	.561
First in Northeast Division - 4th of 26 teams - Lost to Montreal, 4-2, in Conference Quarterfinals									
1998-99	Kevin Constantine	82	38	30	14	90	242	225	.555
	Home	41	21	10	10	52	132	103	.634
	Away	41	17	20	4	38	110	122	.463
	Third in Atlantic Division - 11th of 27 teams - Eliminated New Jersey, 4-3, in Conference Quarterfinals; Lost to Toronto, 4-2, in Conference Semifinals								
1999-00	TOTALS	82	37	37	8 (6)	88	241	236	.537
	Kevin Constantine	25	8	14	3 (4)	23	76	76	.460
	Herb Brooks	57	29	23	5 (2)	65	165	160	.570
	Home	41	23	11	7 (0)	53	134	107	.646
	Away	41	14	26	1 (6)	35	107	129	.427
Herb Brooks replaced Kevin Constantine on December 9, 1999 - Third in Atlantic Division - 13th of 28 teams - Eliminated Washington, 4-1, in Conference Quarterfinals; Lost to Philadelphia, 4-2, in Conference Semifinals									
2000-01	Ivan Hlinka	82	42	28	9 (3)	96	281	256	.585
	Home	41	24	15	2 (0)	50	142	125	.610
	Away	41	18	13	7 (3)	46	139	131	.560
Third in Atlantic Division - 10th of 30 teams - Eliminated Washington, 4-2, in Conference Quarterfinals; Eliminated Buffalo, 4-3, in Conference Semifinals; Lost to New Jersey, 4-1, in Conference Final									



Penguins Season and Career Leaders

Games Played

	SEASON			CAREER	
Larry Murphy	84	1993-94	Jaromir Jagr	806	
Joe Mullen	84	1993-94	MARIO LEMIEUX	788	
MARTIN STRAKA	84	1993-94	Jean Pronovost	753	
Ron Francis	84	1992-93	Rick Kehoe	722	
Shawn McEachern	84	1992-93	Ron Stackhouse	621	
KEVIN STEVENS	83	1993-94	Ron Schock	619	
Larry Murphy	83	1992-93	Dave Burrows	573	
MARTIN STRAKA	82	2000-01	Bob Errey	572	
ROBERT LANG	82	2000-01	Ron Francis	533	
ALEXEI KOVALEV	82	1999-00	Troy Loney	532	
Rob Brown	82	1998-99	Syl Apps	495	
JAN HRDINA	82	1998-99	Greg Malone	495	
Tyler Wright	82	1997-98	KEVIN STEVENS	490	
Jaromir Jagr	82	1995-96			
Ron Francis	82	1993-94			
Troy Loney	82	1992-93			

Goals

	SEASON			CAREER	
MARIO LEMIEUX X	85	1988-89	MARIO LEMIEUX X	648	
MARIO LEMIEUX X	70	1987-88	Jaromir Jagr	439	
MARIO LEMIEUX X	69	1992-93	Jean Pronovost	316	
MARIO LEMIEUX X	69	1995-96	Rick Kehoe	312	
Jaromir Jagr	62	1995-96	KEVIN STEVENS	259	
Rick Kehoe	55	1980-81	Mike Bullard	186	
KEVIN STEVENS	55	1992-93	Ron Francis	164	
MARIO LEMIEUX X	54	1986-87	Joe Mullen	153	
KEVIN STEVENS	54	1991-92	Syl Apps	151	
Pierre Larouche	53	1975-76	Rob Brown	150	
Jaromir Jagr	52	2000-01	Greg Malone	143	
Jean Pronovost	52	1975-76	Lowell MacDonald	140	
Mike Bullard	51	1983-84	Bob Errey	132	
MARIO LEMIEUX X	50	1986-87			

Assists

	SEASON			CAREER	
MARIO LEMIEUX X	114	1988-89	MARIO LEMIEUX X	922	
MARIO LEMIEUX X	98	1987-88	Jaromir Jagr	640	
MARIO LEMIEUX X	93	1985-86	Ron Francis	449	
MARIO LEMIEUX X	92	1995-96	Syl Apps	349	
Ron Francis	92	1995-96	Paul Coffey	332	
MARIO LEMIEUX X	91	1992-93	Rick Kehoe	324	
MARIO LEMIEUX X	87	1991-92	KEVIN STEVENS	291	
Jaromir Jagr	87	1995-96	Jean Pronovost	287	
Jaromir Jagr	83	1998-99	Ron Schock	280	
Paul Coffey	83	1988-89	Ron Stackhouse	277	

Points

	SEASON			CAREER	
MARIO LEMIEUX X	199	1988-89	MARIO LEMIEUX X	1570	
MARIO LEMIEUX X	168	1987-88	Jaromir Jagr	1079	
MARIO LEMIEUX X	161	1995-96	Rick Kehoe	636	
MARIO LEMIEUX X	160	1992-93	Ron Francis	613	
Jaromir Jagr	149	1995-96	Jean Pronovost	603	
MARIO LEMIEUX X	141	1985-86	KEVIN STEVENS	550	
MARIO LEMIEUX X	131	1991-92	Syl Apps	500	
Jaromir Jagr	127	1998-99	Paul Coffey	440	
MARIO LEMIEUX X	123	1989-90	Ron Schock	404	
KEVIN STEVENS	123	1991-92	MARTIN STRAKA	375	
MARIO LEMIEUX X	122	1996-97	Greg Malone	364	
Jaromir Jagr	121	2000-01	Mike Bullard	361	
Ron Francis	119	1995-96	Ron Stackhouse	343	
Rob Brown	115	1988-89	Rob Brown	342	
Paul Coffey	113	1988-89	Joe Mullen	325	
Mark Recchi	113	1980-91	Pandy Carlyle	323	
Pierre Larouche	111	1975-76	Lowell MacDonald	306	
KEVIN STEVENS	111	1992-93	Larry Murphy	301	
Rick Tocchet	109	1992-93			
MARIO LEMIEUX X	107	1986-87			
Jean Pronovost	104	1975-76			
Paul Coffey	103	1989-90			
Jaromir Jagr	102	1997-98			
MARIO LEMIEUX X	100	1984-85			
Ron Francis	100	1992-93			



Penalty Minutes

SEASON		CAREER		
Paul Baxter	409	1981-82	KEVIN STEVENS	1023
Dave Schultz	376	1977-78	Troy Loney	980
Pat Price	322	1981-82	Rod Buskas	959
Gary Rissling	297	1983-84	Bryan Watson	871
Jay Caulfield	285	1988-89	Paul Baxter	851
KEVIN STEVENS	252	1991-92	Gary Rissling	832
Rick Tocchet	252	1992-93	Ulf Samuelsson	804
Ulf Samuelsson	249	1992-93	MARIO LEMIEUX	755
Paul Baxter	238	1982-83	Jay Caulfield	714
Pat Boulette	230	1981-82	Russ Anderson	684
Marly McSorley	224	1983-84	Jim Johnson	658
Dan Frawley	218	1986-87	Bob Errey	651

Power Play Goals

SEASON		CAREER		
MARIO LEMIEUX	31	1995-96	MARIO LEMIEUX	217
MARIO LEMIEUX	31	1988-89	Jaromir Jagr	114
KEVIN STEVENS	26	1992-93	KEVIN STEVENS	110
Rob Brown	24	1988-89	Rick Kehoe	95
MARIO LEMIEUX	22	1987-88	Jean Pronovost	70
Dan Quinn	21	1987-88	Rob Brown	68
Paul Gardner	21	1981-82	Paul Gardner	59
KEVIN STEVENS	21	1993-94	Mike Bullard	59
Rick Kehoe	20	1980-81	Ron Francis	54
Paul Gardner	20	1982-83	Dan Quinn	51
Jaromir Jagr	20	1995-96	Doug Shedden	45
Rick Tocchet	20	1992-93	Joe Mullen	43

Game-Winning Goals

SEASON		CAREER		
Jaromir Jagr	12	1995-96	Jaromir Jagr	78
Jaromir Jagr	10	2000-01	MARIO LEMIEUX	70
MARIO LEMIEUX	10	1992-93	Jean Pronovost	42
ALEXEI KOVALEV	9	2000-01	KEVIN STEVENS	27
Joe Mullen	9	1993-94	Rick Kehoe	26
Jaromir Jagr	9	1992-93	MARTIN STRAKA	21
Mark Recchi	9	1990-91	Ron Francis	21
Jean Pronovost	9	1974-75	Joe Mullen	21
Jaromir Jagr	8	1997-98	Syl Apps	20
MARIO LEMIEUX	8	1995-96	Peter Lee	18
MARIO LEMIEUX	8	1988-89	ALEXEI KOVALEV	17
Jaromir Jagr	7	1998-99	Ron Schock	17
Jaromir Jagr	7	1994-95	Mark Recchi	17
MARIO LEMIEUX	7	1996-97		
MARIO LEMIEUX	7	1987-88		
Terry Ruskowski	7	1985-86		
Peter Lee	7	1978-79		

Short-Handed Goals

SEASON		CAREER		
MARIO LEMIEUX	13	1988-89	MARIO LEMIEUX	48
MARIO LEMIEUX	10	1987-88	Ron Schock	14
MARIO LEMIEUX	8	1995-96	Jean Pronovost	14
MARIO LEMIEUX	6	1992-93	George Ferguson	12
MARTIN STRAKA	4	1998-99	Syl Apps	11
Rick Tocchet	4	1992-93	Phil Bourque	10
MARIO LEMIEUX	4	1992-93	Jaromir Jagr	9
Vic Hadfield	4	1974-75	MARTIN STRAKA	9
Jean Pronovost	4	1973-74	Dave Hannan	8
Syl Apps	4	1973-74	Bob Errey	7
			Joe Mullen	7

Shots on Goal

SEASON		CAREER		
Jaromir Jagr	403	1995-96	MARIO LEMIEUX	3225
MARIO LEMIEUX	382	1987-88	Jaromir Jagr	2911
Jaromir Jagr	343	1998-99	Jean Pronovost	2310
Paul Coffey	342	1988-89	Rick Kehoe	2165
MARIO LEMIEUX	338	1995-96	KEVIN STEVENS	1597
MARIO LEMIEUX	327	1996-97	Ron Slackhouse	1342
KEVIN STEVENS	326	1992-93	Paul Coffey	1306
KEVIN STEVENS	325	1991-92	Ron Schock	1227
Paul Coffey	324	1989-90	Syl Apps	1168
Pierre Larouche	319	1975-76		
Jaromir Jagr	317	2000-01		
MARIO LEMIEUX	313	1988-89		



Shooting Percentage

	SEASON			CAREER	
Warren Young	30.8	1984-85	Mark Recchi		21.1
Rob Brown	30.0	1987-88	MARIO LEMIEUX		20.8
Rob Brown	29.0	1986-89	Rob Brown		19.7
Terry Ruskowski	28.6	1985-86	Mike Bullard		19.3
MARIO LEMIEUX	27.2	1988-89	Paul Gardner		19.0

Overtime Goals

	SEASON			CAREER	
Jaromir Jagr	3	1998-99	MARIO LEMIEUX		10
ALEXEI KOVALEV	2	2000-01	Jaromir Jagr		9
Kip Miller	2	1998-99	KEVIN STEVENS		3
MARIO LEMIEUX	2	1995-96	Rob Brown		2
Jaromir Jagr	2	1992-93	Kevin Hatcher		2
MARIO LEMIEUX	2	1987-88	Handy Hillier		2
MARIO LEMIEUX	2	1986-87	ALEXEI KOVALEV		2
			Kip Miller		2

Power Play Points and Assists - Season

MARIO LEMIEUX	80	1987-88	MARIO LEMIEUX	58	1987-88
MARIO LEMIEUX	80	1988-89	Paul Coffey	53	1988-89
MARIO LEMIEUX	79	1995-96	MARIO LEMIEUX	49	1988-89
Paul Coffey	64	1988-89	MARIO LEMIEUX	48	1995-96
MARIO LEMIEUX	62	1985-86	MARIO LEMIEUX	45	1985-86
MARIO LEMIEUX	55	1992-93	Ron Francis	42	1995-96
Ron Francis	54	1995-96	Ron Francis	40	1992-93
Jaromir Jagr	51	1995-96	Randy Carlyle	39	1980-81
Rick Kehoe	50	1981-82	MARIO LEMIEUX	39	1992-93
MARIO LEMIEUX	49	1989-90	Paul Coffey	39	1989-90

Games by a Goaltender

	SEASON			CAREER	
Greg Millen	63	1980-81	Tom Barrasso		458
Tom Barrasso	63	1992-93	Denis Herron		290
Tom Barrasso	63	1997-98	Ken Wregget		212
Michel Dion	62	1981-82	Les Binkley		196
Denis Herron	60	1977-78	Michel Dion		151
Gary Inness	57	1974-75			

Wins by a Goaltender

	SEASON			CAREER	
Tom Barrasso	43	1992-93	Tom Barrasso		226
Tom Barrasso	31	1997-98	Ken Wregget		107
Tom Barrasso	29	1995-96	Denis Herron		88
Tom Barrasso	27	1990-91	Les Binkley		58
Ken Wregget	25	1994-95	Greg Millen		57
Tom Barrasso	25	1991-92	JEAN-SEBASTIEN AUBIN		47
Michel Dion	25	1981-82	Roberto Romano		46
Greg Millen	25	1980-81	Jim Rutherford		44
Michel Plasse	24	1975-76	Michel Dion		42
Gary Inness	24	1974-75			

Shutouts

	SEASON			CAREER	
Tom Barrasso	7	1997-98	Tom Barrasso		22
Les Binkley	6	1987-88	Les Binkley		11
Dunc Wilson	5	1975-77	Ken Wregget		6
Tom Barrasso	4	1998-99	Denis Herron		6
Tom Barrasso	4	1992-93	Dunc Wilson		5
Garth Snow	3	2000-01	JEAN-SEBASTIEN AUBIN		4
Peter Skudra	3	1998-99	Peter Skudra		4
Patrick Lalime	3	1996-97	Roberto Romano		4
Les Binkley	3	1969-70	Greg Millen		4
Jim Rutherford	3	1972-73			
Ken Wregget	3	1995-96			



Season Openers (15-13-6 Record)

Oct 6, 2000	Nashville	3	at Pittsburgh	1	L@
Oct 1, 1999	Pittsburgh	4	at Dallas	6	L
Oct 10, 1998	Pittsburgh	4	at NY Islanders	3	W
Oct 1, 1997	Los Angeles	3	at Pittsburgh	3	T*
Oct 5, 1996	Tampa Bay	4	at Pittsburgh	3	L*
Oct 7, 1995	Toronto	3	at Pittsburgh	8	W
Jan. 20, 1995	Pittsburgh	5	at Tampa Bay	3	W
Oct 5, 1993	Pittsburgh	3	at Philadelphia	4	L
Oct 6, 1992	Philadelphia	3	at Pittsburgh	3	T*
Oct 4, 1991	Pittsburgh	5	at Buffalo	4	W
Oct 5, 1990	Pittsburgh	7	at Washington	4	W
Oct 5, 1989	Pittsburgh	4	at Boston	5	L
Oct 7, 1988	Pittsburgh	6	at Washington	4	W
Oct 8, 1987	Pittsburgh	4	at NY Rangers	4	T*
Oct 9, 1986	Washington	4	at Pittsburgh	5	W
Oct 10, 1985	Montreal	5	at Pittsburgh	3	L
Oct 11, 1984	Pittsburgh	3	at Boston	4	L
Oct 4, 1983	Pittsburgh	3	at St. Louis	5	L
Oct 5, 1982	Pittsburgh	3	at New Jersey	3	T
Oct 6, 1981	Pittsburgh	2	at St. Louis	6	L
Oct 9, 1980	Pittsburgh	4	at Philadelphia	7	L
Oct 10, 1979	Winnipeg	2	at Pittsburgh	4	W
Oct 11, 1978	Toronto	3	at Pittsburgh	2	L
Oct 12, 1977	St. Louis	2	at Pittsburgh	4	W
Oct 6, 1976	Vancouver	5	at Pittsburgh	9	W
Oct 7, 1975	Pittsburgh	4	at Washington	2	W
Oct 9, 1974	Pittsburgh	4	at Minnesota	2	W
Oct 12, 1973	Pittsburgh	4	at Atlanta	3	W
Oct 7, 1972	Los Angeles	2	at Pittsburgh	4	W
Oct 9, 1971	Philadelphia	2	at Pittsburgh	3	W
Oct 10, 1970	Buffalo	2	at Pittsburgh	1	L
Oct 11, 1969	Oakland	2	at Pittsburgh	2	T
Oct 12, 1968	Montreal	1	at Pittsburgh	1	T
Oct 11, 1967	Montreal	2	at Pittsburgh	1	L

@ = Game played in Japan

* = Overtime

Home and Road Openers

HOME OPENERS (19-8-7)				ROAD OPENERS (13-14-7)			
Oct 13, 2000	vs. Tampa Bay	3-2	W&	Oct 19, 2000	at Ottawa	3-3	T&
Oct 6, 1999	vs. Colorado	3-3	T*	Oct 1, 1999	at Dallas	4-6	L
Oct 17, 1998	vs. NY Rangers	3-3	T*	Oct 10, 1998	at NY Islanders	4-3	W
Oct 1, 1997	vs. Los Angeles	3-3	T*	Oct 3, 1997	at Carolina	4-3	W
Oct 5, 1996	vs. Tampa Bay	3-4	L*	Oct 8, 1986	at Hartford	3-7	L
Oct 7, 1995	vs. Toronto	8-3	W	Oct 9, 1995	at Colorado	6-6	T*
Jan. 27, 1995	vs. Ottawa	5-4	W	Jan. 20, 1995	at Tampa Bay	5-3	W
Oct 7, 1993	vs. Montreal	2-1	W*	Oct 5, 1993	at Philadelphia	3-4	L
Oct 6, 1992	vs. Philadelphia	3-3	T*	Oct 10, 1992	at Montreal	3-3	T*
Oct 6, 1991	vs. Philadelphia	2-2	T*	Oct 4, 1991	at Buffalo	5-4	W
Oct 7, 1990	vs. New Jersey	7-4	W	Oct 5, 1990	at Washington	7-4	W
Oct 10, 1989	vs. Winnipeg	5-1	W	Oct 5, 1989	at Boston	4-5	L
Oct 11, 1988	vs. Washington	8-7	W	Oct 7, 1988	at Washington	6-4	W
Oct 13, 1987	vs. Buffalo	8-3	W	Oct 8, 1987	at NY Rangers	4-4	T*
Oct 9, 1986	vs. Washington	5-4	W	Oct 12, 1986	at Chicago	4-1	W
Oct 10, 1985	vs. Montreal	3-5	L	Oct 16, 1985	at Chicago	5-5	T*
Oct 17, 1984	vs. Vancouver	4-3	W	Oct 11, 1984	at Boston	3-4	L
Oct 8, 1983	vs. NY Rangers	1-6	L	Oct 4, 1983	at St. Louis	3-5	L
Oct 9, 1982	vs. NY Rangers	3-5	L	Oct 5, 1982	at New Jersey	3-3	T
Oct 10, 1981	vs. Quebec	2-1	W	Oct 6, 1981	at St. Louis	2-6	L
Oct 11, 1980	vs. Winnipeg	5-4	W	Oct 9, 1980	at Philadelphia	4-7	L
Oct 10, 1979	vs. Winnipeg	4-2	W	Oct 14, 1979	at Boston	4-1	W
Oct 11, 1978	vs. Toronto	2-3	L	Oct 12, 1978	at Boston	2-8	L
Oct 12, 1977	vs. St. Louis	4-2	W	Oct 14, 1977	at Washington	1-2	L
Oct 6, 1976	vs. Vancouver	9-5	W	Oct 7, 1976	at Montreal	1-10	L
Oct 11, 1975	vs. Washington	7-5	W	Oct 7, 1975	at Washington	4-2	W
Oct 12, 1974	vs. Detroit	7-2	W	Oct 9, 1974	at Minnesota	4-2	W
Oct 13, 1973	vs. NY Rangers	2-8	L	Oct 12, 1973	at Atlanta	4-3	W
Oct 7, 1972	vs. Los Angeles	4-2	W	Oct 11, 1972	at St. Louis	5-2	W
Oct 9, 1971	vs. Philadelphia	3-2	W	Oct 10, 1971	at Buffalo	1-2	L
Oct 10, 1970	vs. Buffalo	1-2	L	Oct 15, 1970	at Minnesota	2-4	L
Oct 11, 1969	vs. California	2-2	T	Oct 19, 1969	at Boston	0-4	L
Oct 12, 1968	vs. Montreal	1-1	T	Oct 16, 1968	at Toronto	2-2	T
Oct 11, 1967	vs. Montreal	1-2	L	Oct 13, 1967	at St. Louis	3-1	W

Does not include games in Japan



Leaders by Season

SEASON	GOALS	ASSISTS	POINTS
1967-68	22 Ab McDonald	39 Andy Bathgate	58 Andy Bathgate
1968-69	25 Keith McCreary	38 Charlie Burns	52 Ken Schinkel
1969-70	20 Dean Prentice	32 Michel Briere	51 Dean Prentice
1970-71	21 Keith McCreary/Dean Prentice/Jean Pronovost	32 Bryan Hextall	48 Bryan Hextall
1971-72	30 Greg Polis/Jean Pronovost	44 Syl Apps	59 Syl Apps
1972-73	35 Al McDonough	56 Syl Apps	85 Syl Apps
1973-74	43 Lowell MacDonald	61 Syl Apps	85 Syl Apps
1974-75	43 Jean Pronovost	63 Ron Schock	86 Ron Schock
1975-76	53 Pierre Larouche	67 Syl Apps	111 Pierre Larouche
1976-77	33 Jean Pronovost	43 Syl Apps	65 Jean Pronovost
1977-78	40 Jean Pronovost	43 Greg Malone	65 Jean Pronovost
1978-79	35 Greg Malone	42 Orest Kindrachuk	65 Greg Malone
1979-80	30 Rick Kehoe	32 Greg Malone	60 Rick Kehoe
1980-81	55 Rick Kehoe	67 Randy Carlyle	88 Rick Kehoe
1981-82	26 Mike Bullard/Paul Gardner	65 Randy Carlyle	85 Rick Kehoe
1982-83	29 Rick Kehoe	44 Greg Malone	67 Doug Shedden
1983-84	51 Mike Bullard	41 Mike Bullard	92 Mike Bullard
1984-85	43 Mario Lemieux	57 Mario Lemieux	100 Mario Lemieux
1985-86	46 Mario Lemieux	93 Mario Lemieux	141 Mario Lemieux
1986-87	54 Mario Lemieux	53 Mario Lemieux	107 Mario Lemieux
1987-88	70 Mario Lemieux	98 Mario Lemieux	168 Mario Lemieux
1988-89	85 Mario Lemieux	114 Mario Lemieux	199 Mario Lemieux
1989-90	45 Mario Lemieux	78 Mario Lemieux	123 Mario Lemieux
1990-91	40 Merk Recchi/Kevin Stevens	73 Mark Recchi	113 Merk Recchi
1991-92	54 Kevin Stevens	87 Mario Lemieux	131 Mario Lemieux
1992-93	69 Mario Lemieux	91 Mario Lemieux	160 Mario Lemieux
1993-94	41 Kevin Stevens	67 Jaromir Jagr	99 Jaromir Jagr
1994-95	32 Jaromir Jagr	48 Ron Francis	70 Jaromir Jagr
1995-96	69 Mario Lemieux	92 Mario Lemieux/Ron Francis	161 Mario Lemieux
1996-97	50 Mario Lemieux	72 Mario Lemieux	122 Mario Lemieux
1997-98	35 Jaromir Jagr	67 Jaromir Jagr	102 Jaromir Jagr
1998-99	44 Jaromir Jagr	83 Jaromir Jagr	127 Jaromir Jagr
1999-00	42 Jaromir Jagr	54 Jaromir Jagr	96 Jaromir Jagr
2000-01	52 Jaromir Jagr	69 Jaromir Jagr	121 Jaromir Jagr

SEASON	GAMEWINNING GOALS	POWER PLAY GOALS	SHORT HANDED GOALS
1967-68	4 Andy Bathgate	6 Ab McDonald	1 Al McDonald/Earl Ingarfield
1968-69	4 Keith McCreary	8 Keith McCreary/Ken Schinkel	2 Jean Pronovost/Bob Woytowich
1969-70	5 Ken Schinkel	12 Dean Prentice	1 Val Fontayn/Ron Schock
1970-71	3 Andy Bathgate/Keith McCreary	7 Andy Bathgate/Dean Prentice	2 Ron Schock
1971-72	5 Bryan Hextall	8 Greg Polis	2 Ron Schock
1972-73	5 Jean Pronovost	8 Greg Polis/Eddie Shack	3 Ron Schock
1973-74	4 Al McDonough	9 Lowell MacDonald	4 Syl Apps
1974-75	9 Jean Pronovost	11 Jean Pronovost	4 Vic Hadfield
1975-76	4 Syl Apps/Bob Kelly	18 Pierre Larouche	2 Lew Morrisson/Jean Pronovost
1976-77	6 Pierre Larouche	8 Pierre Larouche	2 Syl Apps
1977-78	5 Jean Pronovost	12 Jean Pronovost	2 Pele Mahovich/Jean Pronovost
1978-79	7 Peter Lee	10 Peter Lee	3 George Ferguson
1979-80	5 Paul Marshall	7 Rick Kehoe	3 George Ferguson
1980-81	5 Rick Kehoe/Rod Schutt	20 Rick Kehoe	3 George Ferguson
1981-82	5 Mike Bullard	21 Paul Gardner	3 George Ferguson
1982-83	4 Pat Boulets	20 Paul Gardner	1 Pat Boulette/Randy Carlyle/Doug Shedden
1983-84	3 Rick Kehoe	15 Mike Bullard	2 Kevin McClelland
1984-85	3 Wayne Bianchin/Mike Bullard/Doug Shedden/Warren Young	14 Mike Bullard	2 Mitch Lamoreux
1985-86	7 Terry Ruskowski	17 Doug Shedden	3 Dave Hannan
1986-87	5 Randy Cunneyworth	19 Mario Lemieux	3 Dan Quinn
1987-88	7 Mario Lemieux	22 Mario Lemieux	10 Mario Lemieux
1988-89	8 Mario Lemieux	31 Mario Lemieux	13 Mario Lemieux
1989-90	4 John Cullen/Mario Lemieux/Mark Recchi	14 Mario Lemieux	3 Mario Lemieux
1990-91	9 Mark Recchi	18 Kevin Stevens	4 Phil Bourque
1991-92	5 Mario Lemieux	19 Kevin Stevens	4 Mario Lemieux
1992-93	10 Mario Lemieux	26 Kevin Stevens	6 Mario Lemieux
1993-94	9 Joe Mullen	21 Kevin Stevens	2 Shawn McEachern
1994-95	7 Jaromir Jagr	8 Jaromir Jagr	3 Jaromir Jagr
1995-96	2 Jaromir Jagr	31 Mario Lemieux	8 Mario Lemieux
1996-97	7 Mario Lemieux	15 Mario Lemieux	3 Petr Nedved
1997-98	8 Jaromir Jagr	15 Stu Barnes	3 Martin Straka
1998-99	7 Jaromir Jagr	10 Jaromir Jagr	4 Martin Straka
1999-00	5 Jaromir Jagr/Robert Lang	13 Robert Lang	2 Alexei Kovalev
2000-01	10 Jaromir Jagr	15 Mario Lemieux	2 Alexei Kovalev



Leaders by Season

SEASON	PENALTY MINUTES	SHOTS	PLUSMINUS
1967-68	74 Leo Bolwin	293 Andy Bathgate	-2 Paul Andrea
1968-69	81 Dunc McCallum	225 Ken Schinkel	E Gene Ubricco
1969-70	189 Bryan Watson	225 Ken Schinkel	-1 Bryan Watson
1970-71	133 Bryan Hexall	225 Jean Pronovost	10 Wally Boyer
1971-72	212 Bryan Watson	214 Jean Pronovost	18 Syl Apps
1972-73	179 Bryan Watson	284 Al McDonough	37 Lowell MacDonald
1973-74	138 Steve Durband	260 Lowell MacDonald	21 Syl Apps
1974-75	172 Colin Campbell	275 Jean Pronovost	29 Barry Wilkins
1975-76	161 Steve Durband	319 Pierre Larouche	27 Dave Burrows
1976-77	115 Bob Kelly	250 Rick Kehoe	13 Bob Kelly
1977-78	378 Dave Schultz	219 Jean Pronovost	4 Pete Mahovich
1978-79	157 Dave Schultz	219 Jean Pronovost	21 Ron Stackhouse
1979-80	166 Kim Clackson	239 Rick Kehoe	16 Ron Stackhouse
1980-81	204 Paul Baxter	298 Rick Kehoe	4 Mark Johnson
1981-82	409 Paul Baxter	249 Rick Kehoe	9 Greg Sheppard
1982-83	238 Paul Baxter	203 Rick Kehoe	-9 Peter Lee
1983-84	297 Gary Rissling	214 Ron Flockhart	3 Bryan Maxwell
1984-85	209 Gary Rissling	209 Mario Lemieux	-6 Gary Rissling
1985-86	174 Dan Frawley	276 Mario Lemieux	15 Mike Blaisdell
1986-87	219 Dan Frawley	267 Mario Lemieux	14 Randy Cunneynworth
1987-88	206 Rod Buskas	362 Mario Lemieux	23 Mario Lemieux
1988-89	295 Jay Caulfield	342 Paul Coffey	41 Mario Lemieux
1989-90	171 Kevin Stevens	324 Paul Coffey	11 Randy Hillier
1990-91	211 Ulf Samuelsson	253 Kevin Stevens	17 Gord Roberts
1991-92	252 Kevin Stevens	325 Kevin Stevens	33 Larry Murphy
1992-93	252 Rick Tocchet	326 Kevin Stevens	55 Mario Lemieux
1993-94	155 Kevin Stevens	298 Jaromir Jagr	24 Martin Straka
1994-95	114 Francois Leroux	192 Jaromir Jagr	30 Ron Francis
1995-96	161 Francois Leroux	403 Jaromir Jagr	37 Petr Nedved
1996-97	155 Dave Roche	327 Mario Lemieux	27 Mario Lemieux
1997-98	181 Chris Tamer	262 Jaromir Jagr	17 Jaromir Jagr
1998-99	93 Brad Werenka	345 Jaromir Jagr	18 German Titov
1999-2000	197 Matthew Barnaby	290 Jaromir Jagr	25 Jaromir Jagr
2000-01	165 Kyzysztof Oliwa	317 Jaromir Jagr	20 Robert Lang

SEASON	GOALS AGAINST AVERAGE	SHUTOUTS	WINS
1967-68	2.86 Hank Bassen	6 Les Binkley	20 Les Binkley
1968-69	3.20 Joe Daley	2 Joe Daley	10 Les Binkley/Joe Daley
1969-70	3.03 Al Smith	3 Les Binkley	15 Al Smith
1970-71	2.86 Les Binkley	2 Les Binkley/Al Smith	11 Les Binkley
1971-72	3.22 Jim Rutherford	1 Jim Rutherford	17 Jim Rutherford
1972-73	2.91 Jim Rutherford	3 Jim Rutherford	20 Jim Rutherford
1973-74	3.44 Jim Rutherford	1 Andy Brown	13 Andy Brown
1974-75	3.09 Gary Inness	2 Gary Inness	24 Gary Inness
1975-76	3.45 Michel Plasse	2 Michel Plasse	24 Michel Plasse
1976-77	2.94 Denis Herron	5 Dunc Wilson	18 Dunc Wilson
1977-78	3.57 Denis Herron	None	20 Denis Herron
1978-79	3.37 Denis Herron	2 Greg Millen	22 Denis Herron
1979-80	3.64 Greg Millen	2 Greg Millen	18 Greg Millen
1980-81	4.16 Greg Millen	None	25 Greg Millen
1981-82	3.79 Michel Dion	1 Gary Edwards	15 Michel Dion
1982-83	4.26 Michel Dion	1 Denis Herron	12 Michel Dion
1983-84	4.08 Denis Herron	1 Denis Herron/Roberto Romano	8 Denis Herron
1984-85	4.42 Roberto Romano	1 Denis Herron/Roberto Romano	10 Denis Herron
1985-86	3.56 Roberto Romano	2 Roberto Romano	21 Roberto Romano
1986-87	3.43 Gilles Meloche	None	13 Gilles Meloche
1987-88	3.35 Steve Guenette	1 Steve Guenette/Frank Pietrangelo	12 Steve Guenette
1988-89	4.04 Tom Barrasso	None	18 Tom Barrasso
1989-90	4.17 Wendell Young	1 Wendell Young	16 Wendell Young
1990-91	3.59 Tom Barrasso	1 Tom Barrasso	27 Tom Barrasso
1991-92	3.53 Tom Barrasso	1 Tom Barrasso	25 Tom Barrasso
1992-93	3.01 Tom Barrasso	4 Tom Barrasso	43 Tom Barrasso
1993-94	3.36 Tom Barrasso	2 Tom Barrasso	20 Tom Barrasso
1994-95	3.21 Ken Wregget	None	25 Ken Wregget
1995-96	3.24 Ken Wregget	3 Ken Wregget	29 Tom Barrasso
1996-97	2.94 Patrick Lalime	3 Patrick Lalime	21 Patrick Lalime
1997-98	2.07 Tom Barrasso	7 Tom Barrasso	31 Tom Barrasso
1998-99	2.22 Jean-Sebastien Aubin	4 Tom Barrasso	19 Tom Barrasso
1999-2000	2.58 Jean-Sebastien Aubin	2 Jean-Sebastien Aubin	21 Jean-Sebastien Aubin
2000-01	2.64 Johan Hedberg	3 Garth Snow	20 Jean-Sebastien Aubin



TEAM RECORDS

Single Season

POINTS

Most Overall:	119	1992-93
Most Home:	66	1992-93
Most Road:	49	1992-93
Fewest Overall:	38	1983-84
Fewest Home:	18	1983-84
Fewest Road:	13	1982-83

*Includes four points from neutral site games

WINS

Most Overall:	56	1992-93
Most Home:	32	1995-96
Most Road:	23	1992-93
Fewest Overall:	16	1983-84
Fewest Home:	7	1983-84
Fewest Road:	3	1970-71

LOSSES

Most Overall:	58	1983-84
Most Home:	29	1983-84
Most Road:	31	1982-83
Fewest Overall:	21	1992-93
Fewest Home:	5	1974-75
Fewest Road:	14	1997-98

TIES

Most Overall:	20	1970-71
Most Home:	10	1967-68, 1974-75, 1997-98, 1998-99
Most Road:	11	1970-71
Fewest Overall:	4	1995-96
Fewest Home:	0	1995-96
Fewest Road:	1	1999-2000

GOALS

Most For:	367	1992-93
Most For Home:	215	1995-96
Most For Road:	162	1988-89
Most Against Overall:	394	1982-83
Most Against Home:	182	1983-84
Most Against Road:	224	1982-83
Fewest For Overall:	182	1969-70
Fewest For Home:	98	1968-69
Fewest For Road:	77	1969-70
Fewest Against Overall:	188	1997-98
Fewest Against Home:	92	1970-71
Fewest Against Road:	90	1997-98

ASSISTS

Most For:	633	1992-93
Most Against:	665	1982-83
Fewest For:	294	1969-70
Fewest Against:	298	1997-98

POINTS

Most For:	1,000	1992-93
Most Against:	1,049	1982-83
Fewest For:	476	1969-70
Fewest Against:	486	1997-98

PENALTIES

Most For:	897	1988-89
Most Against:	906	1988-89
Fewest For:	248	1967-68
Fewest Against:	330	1967-68

PENALTY MINUTES

Most For:	2,670	1988-89
Most Against:	2,702	1988-89
Fewest For:	554	1967-68
Fewest Against:	750	1967-68

MINORS

Most For:	773	1987-88
Most Against:	752	1987-88
Fewest For:	237	1967-68
Fewest Against:	315	1967-68

MAJORS

Most For:	118	1988-89
Most Against:	114	1988-89
Fewest For:	1	1967-68
Fewest Against:	6	1967-68

MISCONDUCTS

Most For:	69	1981-82
Most Against:	87	1981-82
Fewest For:	1	1968-69
Fewest Against:	7	1976-77

SHOTS ON GOAL

Most For:	2,761	1974-75
Most Against:	2,908	1983-84
Fewest For:	2,009	1998-99
Fewest Against:	2,129	1998-99

POWER PLAY GOALS

Most For:	119	1988-89
Most Against:	120	1987-88
Fewest For:	37	1967-68
Fewest Against:	31	1967-68

POWER PLAY CHANCES

Most For:	500	1987-88
Most Against:	507	1987-88
Fewest For:	262	1977-78, 1979-80
Fewest Against:	193	1967-68

POWER PLAY PERCENTAGE

Highest For:	26.0	1995-96
Highest Against:	27.4	1962-83
Lowest For:	13.6	1967-68
Lowest Against:	13.6	1997-98



TEAM RECORDS

SHORT-HANDED GOALS

Most For:	21	1988-89
Most Against:	22	1984-85
Fewest For:	2	1967-68, 1968-69
Fewest Against:	4	1973-74, 1978-79, 1979-80

80-OR-MORE POINT PLAYERS

Most For:	6	1992-93 (84 games)
Fewest For:	0	10 times- last time: 1982-83

90-OR-MORE POINT PLAYERS

Most For:	5	1992-93 (84 games)
Fewest For:	0	15 times- last time: 1982-83

100-OR-MORE POINT PLAYERS

Most For:	4	1992-93 (84 games)
Fewest For:	0	18 times- last time: 1999-2000

20-OR-MORE GOAL PLAYERS

Most For:	9	1974-75 , 1989-90
Fewest For:	1	1968-69

30-OR-MORE GOAL PLAYERS

Most For:	5	1975-76, 1992-93
Fewest For:	0	Five times- last time: 1982-83

40-OR-MORE GOAL PLAYERS

Most For:	3	1991-92, 1992-93, 1995-96
Fewest For:	0	12 times- last time: 1997-98

50-OR-MORE GOAL PLAYERS

Most For:	2	1975-76, 1992-93, 1995-96
Fewest For:	0	20 times- last time: 1999-2000

40-OR-MORE ASSIST PLAYERS

Most For:	7	1975-76
Fewest For:	0	Five times- last time: 1979-80

50-OR-MORE ASSIST PLAYERS

Most For:	6	1992-93
Fewest For:	0	11 times- last time: 1983-84

60-OR-MORE ASSIST PLAYERS

Most For:	5	1992-93
Fewest For:	0	15 times- last time: 1999-2000

100-OR-MORE PENALTY MINUTE PLAYERS

Most For:	15	1988-89
Fewest For:	0	1967-68 , 1968-69

200-OR-MORE PENALTY MINUTE PLAYERS

Most For:	3	1981-82
Fewest For:	0	19 times- last time: 2000-01

Single Game

GOALS

Most For, Home:	
12	vs Washington (March 15, 1975)
12	vs Toronto (December 26, 1991)
Most For, Road:	
10	at NY Rangers (April 9, 1993)
Most Against, Home:	
11	vs NY Rangers (November 25, 1992)
Most Against, Road:	
13	at Philadelphia (March 22, 1984)
Most For, Two Consecutive Games:	
18	(March 15 to March 16, 1975)
18	(December 23 - 26, 1991)
18	(December 26 - 28, 1991)
Most Against, Two Consecutive Games:	
19	(March 22 - 24, 1984)
Most For, Both Teams, Home:	
18	vs. San Jose (January 13, 1996) (San Jose 10, Pittsburgh 8)
Most For, Both Teams, Road:	
17	at Philadelphia (March 22, 1984) (Philadelphia 13, Pittsburgh 4)

ASSISTS

Most For, Home:	
20	vs Washington (March 15, 1975)
20	vs Toronto (December 26, 1991)
Most For, Road:	
17	at NY Rangers (December 3, 1990)
Most Against, Home:	
19	vs NY Rangers (November 25, 1992)
Most Against, Road:	
22	at Philadelphia (March 22, 1984)
Most For, Both Teams, Home:	
28	vs Edmonton (February 19, 1983)
28	vs NY Islanders (February 6, 1990)
Most For, Both Teams, Road:	
29	at Hartford (December 26, 1980)



TEAM RECORDS

POINTS

Most For, Home:

- 32 vs Washington (March 15, 1975)
- 32 vs Toronto (December 26, 1991)

Most For, Road:

- 25 at NY Rangers (December 3, 1990)

Most Against, Home:

- 30 vs NY Rangers (November 25, 1992)

Most Against, Road:

- 35 at Philadelphia (March 22, 1984)

Most For, Both Teams, Home:

- 45 vs Edmonton (February 19, 1983)

Most For, Both Teams, Road:

- 45 at Hartford (December 26, 1980)
- 45 at Philadelphia (March 22, 1984)

LARGEST MARGIN OF VICTORY

Home:

- 11 (12-1 vs Washington - March 15, 1975)
- 11 (12-1 vs Toronto - December 26, 1991)

Road:

- 8 (8-0 at San Jose - December 5, 1991)

LARGEST MARGIN OF DEFEAT

Home:

- 9 (9-0 vs New Jersey - October 28, 2000)

Road:

- 12 (12-0 at Montreal - February 22, 1979)

POWER PLAY GOALS

Most For, Home:

- 6 vs Toronto (December 12, 1966)

Most For, Road:

- 5 at San Jose (December 5, 1991)
- 5 at NY Islanders (December 23, 1991)
- 5 at San Jose (December 5, 1992)
- 5 at Calgary (October 28, 1998)

Most Against, Home:

- 5 vs New Jersey (October 29, 1986)

Most Against, Road:

- 5 at Buffalo (October 12, 1988)
- 5 at Hartford (February 26, 1989)
- 5 at Boston (October 5, 1989)

Most For, Both Teams:

- 10 vs New Jersey (October 29, 1989)
(Pittsburgh 5, New Jersey 5)

POWER PLAY CHANCES

Most For:

- 12 vs New Jersey (March 1, 1989)
- 12 vs NY Islanders (February 6, 1990)

Most Against:

- 14 vs Washington (October 11, 1988)

Most For, Both Teams:

- 22 at Washington (January 1, 1988)
(Pittsburgh 9, Washington 13)
- 22 vs Philadelphia (March 19, 1988)
(Pittsburgh 10, Philadelphia 12)

SHORT-HANDED GOALS

Most For:

- 2 (16 times-last time-April 5, 1997)

Most Against:

- 3 at Toronto (November 16, 1988)

Most For, Both Teams:

- 4 vs Chicago (December 6, 1989)
(Pittsburgh 2, Chicago 2)

PENALTIES

Most For, Home:

- 28 vs Edmonton (January 19, 1988)

Most For, Road:

- 32 at NY Rangers (October 30, 1988)

Most Against, Home:

- 24 vs Edmonton (January 19, 1980)
- 24 vs Washington (November 25, 1989)

Most Against, Road:

- 27 at NY Rangers (October 30, 1988)

Most For, Both Teams, Home:

- 52 vs Edmonton (January, 19, 1980)

Most For, Both Teams, Road:

- 59 at NY Rangers (October 30, 1988)

PENALTY MINUTES

Most For, Home:

- 144 vs Edmonton (January 19, 1980)

Most For, Road:

- 158 at NY Rangers (October 30, 1988)

Most Against, Home:

- 123 vs Edmonton (January 19, 1980)

Most Against, Road:

- 134 at NY Rangers (October 30, 1988)

Most For, Both Teams, Home:

- 267 vs Edmonton (January 19, 1980)
(Pittsburgh 144, Edmonton 123)

Most For, Both Teams, Road:

- 292 at NY Rangers (October 30, 1988)
(Pittsburgh 158, NY Rangers 134)

SHOTS

Most For, Home:

- 65 vs Washington (March 15, 1975)

Most For, Road:

- 53 at Montreal (Dec. 16, 2000)

Most Against, Home:

- 55 vs Montreal (October 23, 1976)

Most Against, Road:

- 62 at Chicago (March 12, 1989)

Fewest For, Home:

- 14 vs St. Louis (January 19, 2000)

Fewest For, Road:

- 11 at Boston (March 27, 1977)

Fewest Against, Home:

- 11 vs Phoenix (December 11, 1999)

Fewest Against, Road:

- 13 at Phoenix (December 12, 1998)



TEAM RECORDS

SAVES

Most For, Home:	51 vs. Detroit
Most For, Road:	57 at Chicago (March 12, 1989)
Most Against, Home:	53 vs Montreal (March 10, 1974)
Most Against, Road:	49 at Montreal (Dec. 16, 2000)
Fewest For, Home:	9 vs Colorado (January 3, 1998) 9 vs Phoenix (December 11, 1999)
Fewest For, Road:	11 at Vancouver (November 17, 1987) 11 at Phoenix (December 12, 1997) 11 at Edmonton (October 31, 1998) 11 at Carolina (December 4, 1998)
Fewest Against, Home:	11 vs Philadelphia (March 21, 1998) 11 vs St. Louis (January 19, 2000)
Fewest Against, Road:	9 at Montreal (October 13, 1984)

Single Period

GOALS

Most For, Home:	8 vs San Jose (December 17, 1991)
Most For, Road:	7 at Quebec (February 27, 1995)
Most Against, Home:	6 (Seven times-last time vs NY Rangers, November 16, 1996)
Most Against, Road:	7 at Philadelphia (March 22, 1984)
Most For, Both Teams, Home:	8 (Nine times-last time vs Vancouver, November 1, 1997)
Most For, Both Teams, Road:	9 at Quebec (February 27, 1995)

ASSISTS

Most For, Home:	11 vs St. Louis (November 22, 1972)
Most For, Road:	12 at Quebec (February 27, 1995)
Most Against, Home:	12 vs Quebec (February 16, 1985)
Most Against, Road:	13 at Philadelphia (March 22, 1984)
Most For, Both Teams, Home:	15 vs Vancouver (October 6, 1976)
Most For, Both Teams, Road:	16 at Quebec (February 27, 1995)

POINTS

Most For, Home:	18 vs St. Louis (November 22, 1972)
Most For, Road:	19 at Quebec (February 27, 1995)
Most Against, Home:	18 vs Quebec (February 16, 1985)
Most Against, Road:	20 at Philadelphia (March 22, 1984)
Most For, Both Teams, Home:	23 vs Vancouver (October 6, 1976)
Most For, Both Teams, Road:	25 at Quebec (February 27, 1995)

PENALTIES

Most For, Home:	24 vs Edmonton (January 19, 1980)
Most For, Road:	32 at NY Rangers (October 30, 1988)
Most Against, Home:	22 vs New Jersey (March 25, 1989)
Most Against, Road:	33 at Philadelphia (December 8, 1988)
Most For, Both Teams, Home:	43 vs Edmonton (January 19, 1980)
Most For, Both Teams, Road:	64 at Philadelphia (December 8, 1988)

PENALTY MINUTES

Most For, Home:	133 vs Edmonton (January 19, 1980)
Most For, Road:	146 at NY Rangers (October 30, 1988)
Most Against, Home:	110 vs Edmonton (January 19, 1980)
Most Against, Road:	141 at Philadelphia (December 8, 1988)
Most For, Both Teams, Home:	243 vs Edmonton (January 19, 1980)
Most For, Both Teams, Road:	272 at NY Rangers (October 30, 1988)

SHOTS

Most For, Home:	27 vs Washington (March 15, 1975)
Most For, Road:	25 at San Jose (March 6, 1992)
Most Against, Home:	25 vs Vancouver (January 7, 1989)
Most Against, Road:	28 at NY Islanders (December 5, 1978)
Fewest For, Home:	1 vs NY Rangers (December 19, 1987) 1 vs Tampa Bay (December 16, 1997) 1 vs Ottawa (December 26, 1998)
Fewest For, Road:	1 (10 times-last time-at New Jersey, March 25, 1999)
Fewest Against, Home:	0 vs. Florida (Feb. 21, 2001)
Fewest Against, Road:	0 at Florida (Dec. 20, 2000)

SAVES

Most For, Home:	23 vs Vancouver (January 7, 1989)
Most For, Road:	25 at NY Islanders (December 5, 1978) 25 at New Jersey (October 28, 1995)
Most Against, Home:	24 vs Hartford (February 19, 1981)
Most Against, Road:	22 at Minnesota (March 23, 1974)
Fewest For, Home:	0 vs. Florida (Feb. 21, 2001) 0 vs Boston (March 14, 1989)
Fewest For, Road:	0 at Florida (Dec. 20, 2000) December 12, 1997)
Fewest Against, Home:	1 Seven times - last time vs. Buffalo, Mar. 27, 2001)
Fewest Against, Road:	0 at Boston (December 15, 1968)



INDIVIDUAL RECORDS

Single Season**GOALS**

Overall:	85 - Mario Lemieux (1988-89)
Center:	85 - Mario Lemieux (1988-89)
Right Wing:	62 - Jaromir Jagr (1995-96)
Left Wing:	55 - Kevin Stevens (1992-93)
Defenseman:	30 - Paul Coffey (1988-89)
Rookie:	43 - Mario Lemieux (1984-85)
Rookie Defenseman:	12 - Zarley Zalapski (1988-89)

ASSISTS

Overall:	114 - Mario Lemieux (1988-89)
Center:	114 - Mario Lemieux (1988-89)
Right Wing:	87 - Jaromir Jagr (1995-96)
Left Wing:	69 - Kevin Stevens (1991-92)
Defenseman:	83 - Paul Coffey (1988-89)
Rookie:	57 - Mario Lemieux (1984-85)
Rookie Defenseman:	33 - Zarley Zalapski (1988-89)
Goaltender:	8 - Tom Barrasso (1992-93)

POINTS

Overall:	199 - Mario Lemieux (1988-89)
Center:	199 - Mario Lemieux (1988-89)
Right Wing:	149 - Jaromir Jagr (1995-96)
Left Wing:	123 - Kevin Stevens (1991-92)
Defenseman:	113 - Paul Coffey (1988-89)
Rookie:	100 - Mario Lemieux (1984-85)
Rookie Defenseman:	45 - Zarley Zalapski (1988-89)

PENALTY MINUTES

Overall:	409 - Paul Baxter (1981-82)
Center:	157 - Dave Hannan (1988-89)
Right Wing:	285 - Jay Caulfield (1988-89)
Left Wing:	378 - Dave Schultz (1977-78)
Defenseman:	409 - Paul Baxter (1981-82)
Rookie:	285 - Jay Caulfield (1988-89)
Rookie Defenseman:	172 - Colin Campbell (1974-75)
Goaltender:	60 - Andy Brown (1973-74)

SHOTS

Overall:	403 - Jaromir Jagr (1995-96)
Center:	382 - Mario Lemieux (1987-88)
Right Wing:	403 - Jaromir Jagr (1995-96)
Left Wing:	326 - Kevin Stevens (1992-93)
Defenseman:	342 - Paul Coffey (1988-89)
Rookie:	209 - Mario Lemieux (1984-85)
Rookie Defenseman:	156 - Darryl Edstrand (1971-72)

POWER PLAY GOALS

Overall:	31 - Mario Lemieux (1988-89)
	31 - Mario Lemieux (1995-96)
Center:	31 - Mario Lemieux (1988-89)
	31 - Mario Lemieux (1995-96)
Right Wing:	24 - Rob Brown (1988-89)
Left Wing:	26 - Kevin Stevens (1992-93)
Defenseman:	13 - Doug Bodger (1987-88)
	13 - Kevin Hatcher (1997-98)
Rookie:	13 - Rob Brown (1987-88)
Rookie Defenseman:	5 - Zarley Zalapski (1988-89)

POWER PLAY ASSISTS

Overall:	58 - Mario Lemieux (1987-88)
Center:	58 - Mario Lemieux (1987-88)
Right Wing:	34 - Jaromir Jagr (1998-99)
Left Wing:	27 - Pat Boutette (1981-82)
Defenseman:	53 - Paul Coffey (1988-89)
Rookie:	23 - Zarley Zalapski (1988-89)
Rookie Defenseman:	23 - Zarley Zalapski (1988-89)

POWER PLAY POINTS

Overall:	80 - Mario Lemieux (1987-88)
	80 - Mario Lemieux (1988-89)
Center:	80 - Mario Lemieux (1987-88)
	80 - Mario Lemieux (1988-89)
Right Wing:	51 - Jaromir Jagr (1995-96)
Left Wing:	44 - Kevin Stevens (1992-93)
Defenseman:	64 - Paul Coffey (1988-89)
Rookie:	33 - Mario Lemieux (1984-85)
Rookie Defenseman:	28 - Zarley Zalapski (1988-89)

SHORT HANDED GOALS

Overall:	13 - Mario Lemieux (1988-89)
Center:	13 - Mario Lemieux (1988-89)
Right Wing:	4 - Jean Pronovost (1973-74)
	4 - Rick Tocchet (1992-93)
Left Wing:	4 - Vic Hadfield (1974-75)
	4 - Phil Bourque (1990-91)
Defenseman:	2 - Bob Woytowich (1968-69)
	2 - Moe Mantha (1985-86)
	2 - Paul Coffey (1987-88)
	2 - Grant Jennings (1991-92)
	2 - Larry Murphy (1991-92, 92-93)
	2 - Darius Kasparaitis (1997-98)
	2 - Kevin Hatcher (1998-99)
Rookie:	2 - Jean Pronovost (1968-69)
	2 - Mitch Lamoreux (1984-85)
	2 - Randy Cunneyworth (1985-86)
	2 - Mark Recchi (1989-90)



INDIVIDUAL RECORDS

SINGLE GAME HIGHS

Most Goals: 5 - Mario Lemieux
(December 31, 1988 vs. New Jersey)
5 - Mario Lemieux
(April 9, 1993 at NY Rangers)
5 - Mario Lemieux
(March 26, 1996 vs. St. Louis)

Most Assists: 6 - Ron Stackhouse
(March 8, 1975 vs. Philadelphia)
6 - Greg Malone
(November 28, 1979 vs. Quebec)
6 - Mario Lemieux
(October 15, 1988 vs. St. Louis)
6 - Mario Lemieux
(December 5, 1992 at San Jose)
6 - Mario Lemieux
(November 1, 1995 vs. Tampa Bay)

Most Points: 8 - Mario Lemieux (2+6)
(October 15, 1988 vs. St. Louis)
8 - Mario Lemieux (5+3)
(December 31, 1988 vs. New Jersey)

Most Shots: 14 - Ron Stackhouse
(April 3, 1976 vs. Washington)

Most Penalties: 9 - Russ Anderson
(January 19, 1980 vs. Edmonton)

Most PIM: 51 - Russ Anderson
(January 19, 1980 vs. Edmonton)

MOST CONSECUTIVE GAMES WITH A:

Goal: 12 - Mario Lemieux (18 goals)
(October 6-November 1, 1992)

Assist: 14 - Mario Lemieux (23 assists)
(January 15-February 16, 1986)

Point: 46 - Mario Lemieux (39+64=103)
(October 31, 1989-February 14, 1990)

Goal, By Rookie: 7 - Mike Bullard (Eight goals)
(January 23-February 6, 1982)

Assist, By Rookie: 6 - Mario Lemieux (Nine assists)
(October 27-November 8, 1984)
6 - Mario Lemieux (Nine assists)
(December 7-21, 1984)

Point, By Rookie: 11 - Mike Bullard (3+10=13)
(December 12, 1981-January 3, 1982)

Goaltending Records

GAMES

All-Time: 726 - Tom Barrasso

One Season: 63 - Greg Millen (1980-81)
63 - Tom Barrasso (1992-93)
63 - Tom Barrasso (1997-98)

One Season, Home: 34 - Greg Millen (1980-81)

34 - Michel Dion (1981-82)

One Season, Road: 32 - Tom Barrasso (1997-98)

MINUTES PLAYED

All-Time: 25,883 - Tom Barrasso

One Season: 3,721 - Greg Millen (1980-81)

One Season, Home: 2,040 - Greg Millen (1980-81)

One Season, Road: 1,932 - Tom Barrasso (1997-98)

WINS

All-Time: 226 - Tom Barrasso

One Season: 43 - Tom Barrasso (1992-93)

One Season, Home: 24 - Tom Barrasso (1992-93)

One Season, Road: 19 - Tom Barrasso (1992-93)

LOSSES

All-Time: 153 - Tom Barrasso

One Season: 31 - Les Binkley (1968-69)

One Season, Home: 17 - Les Binkley (1968-69)

One Season, Road: 17 - Les Binkley (1967-68)
17 - Michel Dion (1981-82)

TIES

All-Time: 53 - Tom Barrasso

One Season: 15 - Denis Herron (1977-78)

One Season, Home: 9 - Les Binkley (1967-68)

One Season, Road: 7 - Denis Herron (1977-78)
7 - Denis Herron (1978-79)
7 - Greg Millen (1980-81)

SINGLE MONTH HIGHS

Most Goals: 18 - Mario Lemieux (March 1993)

Most Assists: 25 - Mario Lemieux (March 1988)

Most Points: 38 - Mario Lemieux (October 1988)
(11 games - 16+22)



INDIVIDUAL RECORDS

SAVES

All-Time:	12,064 - Tom Barrasso
One Season:	1,920 - Denis Herron (1977-78)
One Season, Home:	938 - Denis Herron (1977-78)
One Season, Road:	982 - Denis Herron (1977-78)
All-Time, Per Game:	30.6 - Joe Daley
One Season, Per Game:	32.6 - Denis Herron (1977-78)
One Season, Per Game, Home:	31.2 - Joe Daley (1968-69)
One Season, Per Game, Road:	35.8 - Denis Herron (1977-78)

SHUTOUTS

All-Time:	22 - Tom Barrasso
One Season:	7 - Tom Barrasso (1997-98)
One Season, Home:	3 - Les Binkley (1967-68)
	3 - Ken Wregget (1995-96)
	3 - Tom Barrasso (1998-99)
One Season, Road:	6 - Tom Barrasso (1997-98)

LONGEST SHUTOUT SEQUENCE

Individual:	132:24 - Jim Rutherford (Feb. 22-25, 1973)
	118:18 - Tom Barrasso (Feb. 8-13, 1993)
Team:	187:30 - Ken Wregget and Tom Barrasso (Jan. 31-Feb. 13, 1993)
	134:17 - Dunc Wilson and Denis Herron (Mar. 8-12, 1971)
Against:	183:15 - (Jan. 31-Feb. 9, 1980)
	170:29 - (Oct. 31-Nov. 7, 1973)

WINNING PERCENTAGE

All-Time:	.629 - Patrick Lalime (21-12-2)
One Season:	.734 - Tom Barrasso (1992-93) (43-14-5)

SAVE PERCENTAGE

All-Time:	.913 - Patrick Lalime
One Season:	.914 - Jean-Sebastien Aubin (1999-2000)

GOALS AGAINST

All-Time:	1,409 - Tom Barrasso
One Season:	258 - Greg Millen (1980-81)
One Season, Home:	128 - Greg Millen (1980-81)
One Season, Road:	130 - Greg Millen (1980-81)

GOALS AGAINST AVERAGE

All-Time:	2.86 - Hank Bassen
One Season:	2.07 - Tom Barrasso (1997-98)
One Season, Home:	2.02 - Al Smith (1970-71)
One Season, Road:	1.83 - Tom Barrasso (1997-98)

LONGEST CONSECUTIVE STREAKS

Games Played:	26 - Greg Millen (Feb. 7-Apr. 4, 1981) (11-10-5)
Wins:	14 - Tom Barrasso (Mar. 9 - Apr. 9, 1993)
Wins, Home:	13 - Jim Rutherford (Feb. 16 - Nov. 22, 1972)
Wins, Road:	6 - Tom Barrasso (Mar. 14-Apr. 9, 1993)
Unbeaten:	18 - Patrick Lalime (Dec. 6, 1996-Jan. 21, 1997) (14-0-2)
Unbeaten, Home:	18 - Michel Plasse (Jan. 11-Dec. 31, 1975) (14-0-4)
Unbeaten, Road:	7 - Denis Herron (Mar. 13-27, 1979) (0-5-2)
	7 - Tom Barrasso (Oct. 20 - Nov. 17, 1995) (5-0-2)
	7 - Tom Barrasso (Nov. 15-Dec. 19, 1997) (5-0-2)
Losses:	9 - Michel Dion (Dec. 20, 1983-Mar. 1, 1984)
Losses, Home:	5 - Michel Dion (Apr. 3-Oct. 22, 1982)
	5 - Denis Herron (Oct. 18 - Nov. 16, 1983)
Losses, Road:	10 - Joe Daley (Nov. 13, 1968-Mar. 20, 1969)
	10 - Denis Herron (Dec. 22, 1984 - Mar. 30, 1985)
Winless:	15 - Al Smith (Jan. 28 - Apr. 1, 1971) (0-10-5)
Winless, Home:	9 - Les Binkley (Nov. 6 - Dec. 21, 1968) (0-8-1)
Winless, Road:	26 - Al Smith (Mar. 5, 1970-Apr. 1, 1971) (0-18-8)

CAREER ASSISTS

Tom Barrasso	31
Wendell Young	7
Denis Herron	6
Michel Dion	5
Greg Millen	5
Ken Wregget	5
Frank Pietrangelo	3
Michel Plasse	3



STREAKS

SEASON	OVERALL				HOME				ROAD			
	WIN	UNBT	LOSS	WINLESS	WIN	UNBT	LOSS	WINLESS	WIN	UNBT	LOSS	WINLESS
1967-68	4	5	3	4	3	5	2	5	3	3	5	8
1968-69	4	6	7	9	4	4	4	6	2	5	8	14
1969-70	3	4	6	10	4	6	3	4	2	2	4	9
1970-71	2	4	4	8	7	7	2	5	2	3	15	*18
1971-72	4	5	6	9	3	4	3	4	3	6	6	14
1972-73	4	5	5	8	4	8	3	3	1	2	9	9
1973-74	3	4	6	8	3	6	4	4	2	3	4	5
1974-75	3	7	3	7	9	*20	2	4	3	4	4	6
1975-76	4	11	3	7	6	10	4	4	2	6	7	9
1976-77	3	6	4	6	3	7	2	3	2	2	3	6
1977-78	2	7	5	6	2	6	3	5	2	6	5	8
1978-79	4	10	4	5	6	8	3	3	3	7	6	8
1979-80	3	7	6	8	4	7	5	5	2	3	7	7
1980-81	6	6	3	6	5	6	3	3	2	4	8	11
1981-82	4	7	4	9	4	8	2	5	3	3	7	12
1982-83	3	5	*11	*18	3	3	4	7	1	2	*18	*18
1983-84	2	3	8	8	1	2	*7	*11	4	5	6	7
1984-85	5	5	9	12	3	3	4	7	2	2	8	10
1985-86	5	6	5	7	4	10	4	6	2	2	5	5
1986-87	7	7	4	9	6	6	2	3	2	2	4	12
1987-88	4	4	6	10	6	6	3	7	4	4	4	5
1988-89	5	8	4	6	6	12	4	4	3	4	4	8
1989-90	4	5	4	8	7	7	4	4	2	3	8	13
1990-91	6	7	3	5	*11	14	3	5	3	4	6	10
1991-92	4	6	4	6	9	9	4	4	5	5	4	7
1992-93	#17	*18	3	3	10	11	2	3	*7	*8	3	2
1993-94	4	8	4	4	4	7	3	3	4	4	2	4
1994-95	7	13	3	3	7	9	2	2	4	6	3	3
1995-96	8	8	3	3	8	8	3	3	3	6	4	5
1996-97	6	14	6	6	6	8	3	3	6	7	8	13
1997-98	6	8	3	6	5	10	2	5	5	7	3	5
1998-99	10	10	3	8	9	11	3	4	2	3	3	6
1999-00	4	5	4	8	5	8	3	5	3	3	6	8
2000-01	4	5	2	6	4	5	5	7	2	6	4	4

* Club Record # NHL Record

Longest Winning	17	Mar. 9-Apr. 11, 1993
Longest Home Winning	11	Jan. 5-Mar. 7, 1991
Longest Road Winning	7	Mar. 14-Apr. 9, 1993
Longest Unbeaten	18	Mar. 9-Apr. 14, 1993 (17-0-1)
Longest Home Unbeaten	20	Nov. 30, 1974-Feb. 22, 1975 (12-0-8)
Longest Road Unbeaten	8	Mar. 14-Apr. 14, 1993 (7-0-1)
Longest Losing	11	Jan. 22-Feb. 10, 1983
Longest Home Losing	8	Apr. 3-Oct. 29, 1983 (2 Seasons)
	7	Oct. 8-29, 1983
Longest Road Losing	18	Dec. 23, 1982-Mar. 4, 1983
Longest Winless	18	Jan. 2-Feb. 10, 1983 (0-17-1)
Longest Home Winless	12	Apr. 3-Nov. 9, 1983 (0-10-2) (2 Seasons)
	11	Oct. 8-Nov. 9, 1983 (0-9-2)
Longest Road Winless	18	Oct. 25, 1970-Jan. 14, 1971 (0-11-7)
	18	Dec. 23, 1982-Mar. 4, 1983 (0-18-0)
Consecutive Games Without Being Shut Out	211	Jan. 7, 1989-Oct. 28, 1991
Consecutive Home Games Without Being Shut Out	206	Jan. 28, 1992-Oct. 8, 1997
Consecutive Road Games Without Being Shut Out	120	Jan. 12, 1990-Dec. 29, 1991
Consecutive Games Without Shutting Out Opponent	156	Mar. 12, 1977-Dec. 9, 1978
Consecutive Home Games Without Shutting Out Opponent	95	Apr. 2, 1980-Dec. 1, 1982
Consecutive Road Games Without Shutting Out Opponent	188	Jan. 24, 1987-Dec. 5, 1991
Consecutive Games Tied	4	Dec. 8-15, 1979



MONTH BY MONTH

	OCT.	NOV.	DEC.	JAN.	FEB.	MAR.	APR.	MAY	FINAL RECORD
1967-68	3-6-1	6-3-2	4-8-2	4-7-2	4-5-3	6-5-3			27-34-13
1968-69	1-4-2	4-8-2	2-10-2	3-10-1	4-6-2	6-7-2			20-45-11
1969-70	1-4-3	5-6-2	5-7-0	3-7-3	8-5-0	3-7-4	1-2-0		26-38-12
1970-71	2-4-3	3-6-5	5-7-3	6-5-1	3-7-3	2-7-3	0-1-2		21-37-20
1971-72	5-5-2	3-9-0	3-7-4	1-8-3	7-6-0	6-3-4	1-0-1		26-38-14
1972-73	5-5-0	7-5-2	3-6-4	6-9-0	6-5-1	4-7-2	1-0-0		32-37-9
1973-74	4-4-1	3-7-2	2-10-2	5-8-0	5-6-1	7-4-3	2-2-0		28-41-9
1974-75	2-4-1	6-6-3	4-6-4	8-3-2	7-3-3	9-4-2	1-2-0		37-28-15
1975-76	4-2-1	6-8-1	5-7-2	4-7-3	8-2-4	7-6-1	1-1-0		35-33-12
1976-77	2-6-4	6-5-1	7-5-1	7-4-2	5-5-4	5-8-1	2-0-0		34-33-13
1977-78	3-5-1	4-6-3	4-6-4	5-5-3	4-2-5	2-11-2	3-2-0		25-37-18
1978-79	1-6-2	5-7-1	9-2-4	5-7-1	6-3-1	8-4-4	2-2-0		36-31-13
1979-80	4-4-1	5-4-3	5-3-7	5-10-0	4-7-0	6-7-2	1-2-0		30-37-13
1980-81	4-5-1	2-8-3	5-6-3	6-6-1	7-5-1	5-6-3	1-1-1		30-37-13
1981-82	5-7-2	7-1-2	4-7-2	5-8-2	3-8-2	5-5-3	2-0-0		31-36-13
1982-83	3-9-1	5-3-3	3-9-2	1-12-1	3-11-0	3-7-2	0-2-0		18-53-9
1983-84	3-9-0	3-7-3	3-8-2	1-11-0	3-10-1	3-12-0	0-1-0		16-58-6
1984-85	5-4-0	1-8-3	8-5-1	4-8-1	2-10-0	4-12-0	0-4-0		24-51-5
1985-86	3-5-2	5-7-1	8-6-1	7-4-2	7-4-1	3-9-1	1-3-0		34-38-8
1986-87	8-3-0	5-5-4	2-7-3	4-8-1	4-7-2	5-8-2	2-0-0		30-38-12
1987-88	3-6-3	6-4-2	7-4-2	5-9-2	4-7-0	9-5-0	2-0-0		36-35-9
1988-89	7-4-0	7-6-0	9-2-3	5-6-1	4-6-3	6-9-0	2-0-0		40-33-7
1989-90	3-7-2	6-7-0	7-5-1	6-6-1	8-5-1	2-10-3			32-40-8
1990-91	6-6-1	5-6-1	10-6-1	7-4-0	4-7-1	9-4-2			41-33-6
1991-92	5-5-2	8-3-2	9-5-0	3-7-1	3-7-3	10-3-1	1-2-0		39-32-9
1992-93	8-1-2	9-5-1	9-3-1	8-5-1	5-5-1	11-2-0	6-0-1		56-21-7
1993-94	7-4-1	5-3-5	6-4-2	6-3-3	7-6-1	9-5-1	4-2-0		44-27-13
1994-95					9-3-2	8-6-0	7-5-1	0-2-0	29-16-3
1995-96	4-2-2	10-3-1	10-4-0	7-7-0	6-5-1	9-5-0	3-3-0		49-29-4
1996-97	2-8-0	6-5-2	11-2-2	8-3-1	4-7-0	5-8-2	2-3-1		38-38-8
1997-98	7-5-2	7-4-3	7-3-3	8-3-2	1-2-3	6-3-4	4-4-1		40-24-18
1998-99	4-3-2	6-3-3	5-4-2	8-5-0	9-5-0	4-5-6	2-5-1		38-30-14
1999-00	2-4-3 (1)	6-7-0 (2)	8-6-0 (2)	5-8-1	5-4-4 (1)	8-6-0	3-2-0		37-37-8 (6)
2000-01	5-4-1	6-4-2 (1)	6-6-3	8-5-0 (1)	7-3-1	8-5-2	2-1-0 (1)		42-28-9 (3)

October	131-160-49 (1)
November	178-179-68 (3)
December	195-186-73 (2)
January	179-218-42 (1)
February	176-189-55 (1)
March	203-215-65 (0)
April	59-52-9 (1)
May	0-2-0 (0)
TOTAL	1121-1201-361 (9)



ALL-TIME OVERTIME RECORD

YEAR	OVERALL					HOME					ROAD				
	GP	W	L	T	PTS	GP	W	L	T	PTS	GP	W	L	T	PTS
1983-84	12	1	5	6	8	7	0	3	4	4	5	1	2	2	4
1984-85	8	3	0	5	11	3	0	0	3	3	5	3	0	2	8
1985-86	14	3	3	8	14	7	1	1	5	7	7	2	2	3	7
1986-87	21	5	4	12	22	11	4	1	6	14	10	1	3	6	8
1987-88	16	5	2	9	19	9	2	1	6	10	7	3	1	3	9
1988-89	10	2	1	7	11	3	0	0	3	3	7	2	1	4	8
1989-90	14	3	3	8	14	7	2	2	3	7	7	1	1	5	7
1990-91	12	4	2	6	14	7	3	1	3	9	5	1	1	3	5
1991-92	12	2	1	9	13	8	1	1	6	8	4	1	0	3	5
1992-93	10	3	0	7	13	6	2	0	4	8	4	1	0	3	5
1993-94	19	4	2	13	21	11	2	1	8	12	8	2	1	5	9
1994-95	5	1	1	3	5	1	0	0	1	1	4	1	1	2	4
1995-96	9	3	2	4	10	4	2	2	0	4	5	1	0	4	6
1996-97	13	1	4	8	10	9	1	3	5	7	4	0	1	3	3
1997-98	23	3	2	18	24	13	2	1	10	14	10	1	1	8	10
1998-99	22	7	1	14	28	14	4	0	10	18	8	3	1	4	10
1999-00	17	3	6	8	20	7	0	0	7	7	10	3	6	1	13
2000-01	15	3	3	9	18	11	1	3	7	12	4	2	0	2	6
TOTALS	252	56	42	154	275	138	27	20	91	148	114	29	22	63	127

ALL-TIME OVERTIME SCORING

PLAYER	G	A	PTS	PLAYER	G	A	PTS
MARIO LEMIEUX	10	10	20	Norm Schmidt	0	2	2
Jaromir Jagr	9	5	14	Bryan Smolinski	0	2	2
Ron Francis	1	5	6	Zarley Zalapski	0	2	2
KEVIN STEVENS	3	2	5	Wayne Babych	1	0	1
ALEXEI KOVALEV	3	2	5	Randy Carlyle	1	0	1
Larry Murphy	1	4	5	Randy Gilhen	1	0	1
MARTIN STRAKA	0	5	5	Chris Konks	1	0	1
Paul Colley	0	4	4	Joe Mullen	1	0	1
Rob Brown	2	1	3	Fredrik Olausson	1	0	1
Kevin Hatcher	2	1	3	Mark Recchi	1	0	1
Randy Hillier	2	1	3	Ulf Samuelsson	1	0	1
Kip Miller	2	1	3	Doug Shedden	1	0	1
Doug Bodger	1	2	3	Charlie Simmer	1	0	1
Phil Bourque	1	2	3	John Chabot	0	1	1
Craig Simson	1	2	3	Ron Duguay	0	1	1
Scott Young	1	2	3	Bob Errey	0	1	1
Jiri Slegr	0	3	3	Lee Giffin	0	1	1
German Tibb	0	3	3	Dave Hannan	0	1	1
Warren Young	0	3	3	DARIUS KASPARITIS	0	1	1
Randy Cunneynworth	1	1	2	Rick Kehoe	0	1	1
Dan Frawley	1	1	2	JANNELLAUKKANEN	0	1	1
HANS JONSSON	1	1	2	Norm Maciver	0	1	1
ROBERT LANG	1	1	2	ALEKSEY MOROZOV	0	1	1
Troy Loney	1	1	2	Tom O'Regan	0	1	1
Moe Mantha	1	1	2	Wit Palment	0	1	1
Paul Stanton	1	1	2	Gary Flissing	0	1	1
Stu Barnes	0	2	2	Gord Roberts	0	1	1
John Cullen	0	2	2	Ville Siren	0	1	1
JAN HRDINA	0	2	2	Tony Tant	0	1	1
Tomas Sandstrom	0	2	2	Rick Tocchet	0	1	1

OVERTIME VS EACH TEAM

TEAM	GP	RECORD	TEAM	GP	RECORD
Anaheim	3	0-1-2	Montreal	17	5-0-12
Atlanta	1	1-0-0	Nashville	2	1-0-1
Boston	13	4-1-8	New Jersey	14	3-1-10
Buffalo	18	3-4-11	NY Islanders	12	2-3-7
Calgary	7	0-0-7	NY Rangers	24	9-3-12
Carolina	10	3-1-6	Ottawa	9	1-0-8
Chicago	5	0-0-5	Philadelphia	20	3-7-10
Colorado	10	1-3-6	Phoenix	7	1-3-3
Columbus	1	1-0-0	San Jose	3	0-0-3
Dallas	5	1-1-3	St. Louis	6	0-0-6
Detroit	9	1-2-6	Tampa Bay	5	1-1-3
Edmonton	5	1-1-3	Toronto	6	1-2-3
Florida	5	1-1-3	Vancouver	7	3-0-4
Los Angeles	11	3-4-4	Washington	16	6-3-7
Minnesota	0	0-0-0	TOTALS	252	56-42-154



PENGUINS OVERTIME VICTORIES

Player	Date	Time	Opponent	Goalie	Final Score
Randy Carlyle	12/23/83	2:12	at New Jersey	Resch	6-5
Mario Lemieux	11/14/84	3:54	at Winnipeg	Behrend	4-3
Randy Hillier	12/7/84	1:35	at NY Rangers	Hanlon	4-3
Wayne Babych	3/9/85	1:06	at Boston	Peeters	6-5
Dan Frawley	12/19/85	0:38	at Minnesota	Casey	4-3
Doug Shedden	2/24/86	3:54	vs. Los Angeles	Melanson	6-5
Mario Lemieux	4/6/86	0:25	at NY Rangers	Hanlon	5-4
Doug Bodger	10/11/86	0:50	vs. NY Rangers	Vanbiesbrouck	6-5
Mario Lemieux	10/14/86	3:40	vs. Los Angeles	Melanson	4-3
Randy Cunneynworth	10/22/86	2:30	vs. Buffalo	Cloutier	5-4
Chris Kontos	2/8/87	2:12	at New Jersey	Chevrier	2-1
Mario Lemieux	4/4/87	1:26	vs. Detroit	Hanlon	4-3
Craig Simpson	10/31/87	4:05	at Quebec	Brunetta	5-4
Moe Mantha	11/14/87	2:04	vs. NY Rangers	Vanbiesbrouck	3-2
Charlie Simmer	1/23/88	0:24	at Montreal	Hayward	4-3
Mario Lemieux	2/2/88	4:11	vs. Washington	Peeters	3-2
Mario Lemieux	4/2/88	4:02	at Washington	Malarchuk	7-6
Rob Brown	12/26/88	1:39	at Hartford	Liut	4-3
Mario Lemieux	4/2/89	3:38	at Philadelphia	Empty Net	6-5
Randy Hillier	10/14/89	1:40	vs. Montreal	Roy	2-1
Troy Loney	2/14/90	3:33	at NY Rangers	Richter	4-3
Randy Gilhen	2/22/90	4:26	vs. NY Islanders	Fitzpatrick	4-3
Mark Recchi	11/24/90	1:11	vs. Washington	Liut	3-2
Scott Young	1/17/91	3:31	at Toronto	Ing	6-5
Paul Stanton	1/29/91	2:46	vs. Washington	Beaupre	3-2
Kevin Stevens	3/21/91	0:13	vs. NY Rangers	Vanbiesbrouck	5-4
Phil Bourque	10/15/91	2:30	at NY Islanders	Healy	7-6
Kevin Stevens	11/13/91	3:25	vs. Edmonton	Ranford	5-4
Jaromir Jagr	12/17/92	2:50	at Philadelphia	Soderstrom	5-4
Jaromir Jagr	3/11/93	3:18	vs. Los Angeles	Stauber	4-3
Ulf Samuelsson	4/7/93	2:11	vs. Montreal	Roy	4-3
Joe Mullen	10/7/93	1:13	vs. Montreal	Roy	2-1
Jaromir Jagr	12/4/93	2:04	at Hartford	Reese	7-6
Ron Francis	1/7/94	4:54	at Buffalo	Hasek	4-3
Kevin Stevens	1/11/94	4:09	at Boston	Blue	5-4
Larry Murphy	3/4/95	4:36	at Boston	Riendeua	4-3
Jaromir Jagr	11/17/95	2:48	at Washington	Carey	3-2
Mario Lemieux	1/22/96	1:54	vs. Boston	Ranford	7-6
Mario Lemieux	2/18/96	2:17	vs. NY Rangers	Healy	4-3
Fredrik Olausson	3/8/97	0:19	vs. Philadelphia	Snow	3-2
Kevin Hatcher	10/25/97	0:41	at Vancouver	McLean	3-2
Rob Brown	11/1/97	3:52	vs. Vancouver	McLean	7-6
Jaromir Jagr	11/22/97	0:25	vs. NY Rangers	Richter	4-3
Kevin Hatcher	12/15/98	3:17	vs. Tampa Bay	Schwab	3-2
Jaromir Jagr	12/26/98	1:18	vs. Ottawa	Tugnutt	2-1
Alexei Kovalev	2/9/99	4:31	vs. Montreal	Chabot	3-2
Jaromir Jagr	2/11/99	1:21	vs. Vancouver	Hirsch	6-5
Kip Miller	2/13/99	3:39	at Nashville	Voukon	3-2
Kip Miller	3/10/99	2:49	at Carolina	Irbe	3-2
Jaromir Jagr	4/18/99	1:22	at NY Rangers	Richter	2-1
Robert Lang	1/31/00	4:28	at Atlanta	Fankhouser	2-1
Hans Jonsson	3/30/00	2:25	at Washington	Kolzig	4-3
Jaromir Jagr	4/7/00	0:13	at Buffalo	Hasek	2-1
Alexei Kovalev	2/10/01	0:18	vs. New Jersey	Brodeur	5-4
Alexei Kovalev	2/17/01	1:19	at Columbus	Tugnutt	3-2
Mario Lemieux	2/21/01	2:10	vs. Florida	Luongo	3-2



PENGUINS OVERTIME DEFEATS

Player	Date	Time	Opponent	Goalie	Final Score
Lucien DeBlois	10/12/83	1:34	vs. Winnipeg	Dion	4-3
Bobby Clarke	11/20/83	2:43	at Philadelphia	Herron	5-4
Paul MacLean	1/18/84	1:28	vs. Winnipeg	Dion	5-4
Dave Andreychuk	2/8/84	0:35	vs. Buffalo	Herron	6-5
Mark Osborne	2/26/84	2:18	at NY Rangers	Herron	4-3
Tiger Williams	11/16/85	3:10	at Los Angeles	Romano	4-3
Murray Craven	12/22/85	2:12	at Philadelphia	Meloche	3-2
Ilkka Sinisalo	4/5/86	1:59	vs. Philadelphia	Meloche	4-3
Steve Thomas	12/13/86	4:36	at Toronto	Romano	3-2
Mike Bossy	12/23/86	3:25	at NY Islanders	Romano	4-3
Mike Gartner	1/1/87	1:30	at Washington	Romano	4-3
Tomas Sandstrom	3/14/87	1:05	vs. NY Rangers	Riggin	3-2
Kevin Dineen	1/9/88	0:55	at Hartford	Meloche	5-4
Mario Marois	2/23/88	2:40	vs. Winnipeg	Pietrangelo	4-3
Dave Taylor	3/7/89	2:37	at Los Angeles	Barrasso	3-2
Don Maloney	2/6/90	4:28	vs. NY Islanders	Barrasso	8-7
Craig MacTavish	3/6/90	1:17	at Edmonton	Pietrangelo	4-3
Uwe Krupp	3/31/90	1:00	vs. Buffalo	Barrasso	3-2
Tony Granato	11/17/90	0:52	at Los Angeles	Pietrangelo	2-1
Patrick Flatley	12/23/90	4:29	vs. NY Islanders	Pietrangelo	4-3
Donald Audette	1/23/92	3:15	vs. Buffalo	Young	5-4
Tony Amonte	2/21/94	0:08	at NY Rangers	Barrasso	4-3
Randy Burridge	3/15/94	0:40	vs. Washington	Barrasso	5-4
Rod Brind'Amour	4/16/95	1:30	at Philadelphia	Wregget	4-3
Yanic Perreault	10/21/95	0:40	vs. Los Angeles	Wregget	3-2
Steve Thomas	3/9/96	0:21	vs. New Jersey	Barrasso	4-3
Shawn Burr	10/5/96	1:37	vs. Tampa Bay	Barrasso	4-3
Adam Oates	11/14/96	1:05	at Boston	Wregget	2-1
Valeri Kamensky	1/23/97	3:55	vs. Colorado	Lalime	4-3
Brendan Shanahan	2/8/97	2:01	vs. Detroit	Lalime	6-5
Valeri Kamensky	1/3/98	3:04	vs. Colorado	Skudra	5-4
Alexandre Daigle	3/8/98	4:03	at Philadelphia	Wregget	4-3
Dixon Ward	3/28/99	2:27	at Buffalo	Aubin	4-3
Teemu Selanne	10/27/99	3:38	at Anaheim	Aubin	2-1
Sergei Fedorov	11/12/99	0:36	at Detroit	Aubin	3-2
Mike Wilson	11/20/99	2:57	at Florida	Aubin	2-1
Mats Sundin	12/4/99	0:27	at Toronto	Barrasso	3-2
Adam Oates	12/29/99	4:32	at Washington	Aubin	3-2
Luke Richardson	2/24/00	4:51	at Philadelphia	Aubin	4-3
Joe Sakic	11/13/00	3:56	at Colorado	Snow	3-2
Darryl Sydor	1/19/02	0:42	at Dallas	Snow	6-5
John LeClair	4/7/01	4:39	at Philadelphia	Snow	4-3



PENGUINS HAT TRICKS

PLAYER (#)	DATE	OPPONENT	GOALIE(S)	PLAYER (#)	DATE	OPPONENT	GOALIE(S)
		1967-68 (2)				1980-81 (5)	
Andy Bathgae	Oct. 18	vs Minnesota	Maniago (2)/Bauman	Rick Kehoe (4)	Nov. 26	vs Vancouver	Richard Brodeur
Ken Schinkel	Oct. 21	vs Chicago	Denis Dejordy	Rick Kehoe (5)	Dec. 3	at Toronto	Jiri Cihra
		1968-69 (0)		Paul Gardner *	Dec. 13	vs Philadelphia	Phil Myre
		1969-70 (1)		Rick Kehoe (6)	Jan. 14	vs St. Louis	Ed Sadowski
Ken Schinkel (2)	Feb. 4	vs Minnesota	Maniago/Groderick (2)	Gregg Sheppard	Mar. 16	at Edmonton	Ed Mo
		1970-71 (2)				1981-82 (4)	
Glen Sather	Dec. 18	vs Detroit	Jim McLeod (2) ENG	Paul Gardner (2)	Nov. 7	vs Philadelphia	Pelle Lindbergh
Durane Rupp	Mar. 24	vs Detroit	Jim Ruherbrd	Doug Shedden	Jan. 2	vs Hartford	John Garrett
		1971-72 (1)		Rick Kehoe (7)	Jan. 20	vs Boston	Marco Baron
Bob Lelair	Dec. 1	vs Detroit	Smith (2)/Daley	Andre St-Laurent	Mar. 6	at Quebec	Dan Bouchard
		1972-73 (6)				1982-83 (3)	
Al McDonough	Oct. 11	at St. Louis	Wayne Stephenson	Pat Boutele	Oct. 12	vs Vancouver	Richard Brodeur
Lowell MacDonald	Nov. 5	vs Minnesota	Gilles Gilbert	Pat Boutele (2)	Oct. 27	vs Washington	Dave Parro
Al McDonough (2)	Nov. 19	vs Atlanta	Phil Myre	Rick Kehoe (8)	Dec. 23	at Detroit	Greg Stefan
Al McDonough (3)	Nov. 22	vs St. Louis	Wayne Stephenson			1983-84 (3)	
Eddie Shack	Nov. 29	vs Toronto	Ron Low	Andy Brickley	Dec. 26	vs NY Rangers	Steve Weeks
Syl Apps	Dec. 10	vs NY Islanders	Gerry Desjardis	Mike Bulford	Jan. 18	vs Winnipeg	Mike Velsor
		1973-74 (3)		Mark Taylor	Mar. 29	at NY Rangers	John Vanbiesbroeck
Lowell MacDonald (2)	Nov. 13	vs Minnesota	Cesare Maniago	Mike Bullard (2)*	Dec. 5	vs St. Louis	Mike Liut
Bob Kelly	Mar. 24	vs Detroit	Doug Grant	Mike Bullard (3)	Dec. 26	vs NY Islanders	Kelly Hrucey
Lowell MacDonald (3)	Mar. 27	vs Minnesota	Lorne Worsley			1985-86 (5)	
		1974-75 (3)		Mike Sellar (4)	Dec. 31	at St. Louis	Rick Wamsley
Rick Kehoe	Feb. 15	at Toronto	Doug Favell	Mario Lemieux*	Dec. 31	at St. Louis	Rick Wamsley
Jean Pronovost	Feb. 26	vs Washington	Michel Belhumeur	Mike Bulford (5)	Jan. 22	at Edmonton	Andy Moog
Pierre Larouche	Mar. 12	vs Boston	Gilles Gilbert	Doug Shedden (2)	Feb. 15	vs Vancouver	Richard Brodeur
		1975-76 (9)		Mike Bullard (6)	Feb. 21	at Detroit	Stan LaForest (2)
Jean Pronovost (2)	Nov. 12	at Washington	Bernie Wolfe			1986-87 (12)	
Syl Apps (2)	Dec. 17	at California	Gilles Meloche	R. Cunneyworth	Oct. 9	vs Washington	Al Jensen
Bob Kelly (2)	Dec. 17	at California	Gilles Meloche	Mario Lemieux (2)	Oct. 17	at Buffalo	Tom Barrasso
Sean Gilbertson	Jan. 18	vs NY Rangers	Wilson/Soebart	Terry Ruskowski	Oct. 18	vs New Jersey	Kari Friksen
Pierre Larouche (2)	Feb. 8	at Vancouver	Smith (2)/Lockett	Kevin LaVallee	Oct. 29	vs New Jersey	Alan Chevrier
Jean Pronovost (3)	Feb. 16	vs Toronto	Doug Favell	John Chabot	Dec. 6	vs Minnesota	Don Beaupre
Pierre Larouche (3)	Feb. 21	vs Chicago	Gilles Villeneuve	Mario Lemieux (3)*	Dec. 12	vs Toronto	Wreggell (3)/Hesler
Lowell MacDonald (4)	Feb. 21	vs Chicago	Gilles Villeneuve	Craig Simpson	Dec. 22	at Montreal	Patrick Roy
Rick Kehoe (2)	Mar. 10	vs Buffalo	Al Smith	Mario Lemieux (4)	Jan. 23	at Vancouver	Frank Caprice
		1976-77 (2)		Mario Lemieux (5)	Feb. 5	at Boston	Bill Ranford
Rick Kehoe (3)	Oct. 6	vs Vancouver	Maniago (2)/Ridley	R. Cunneyworth (2)*	Mar. 3	at Quebec	Gosselin (3)/Matarchuk
Pierre Larouche (4)	Feb. 19	at Toronto	Palmateer/Thomas (2)	Mario Lemaux (6)	Mar. 8	at Winnipeg	Eldon Reddick
		1977-78 (3)		Mario Lemaux (7)	Mar. 12	vs Quebec	Gosselin/ENG (2)
Blair Chapman	Nov. 15	at Minnesota	Pete LoPresti			1987-88 (9)	
Pete Mahovich	Nov. 30	vs Detroit	Ron Low	Dan Quinn	Oct. 15	vs NY Rangers	Bob Froese
Wayne Bianchin	Dec. 31	vs Cleveland	Gary Edwards	Mario Lemieux (8)	Oct. 15	vs NY Rangers	Bob Froese
		1978-79 (3)		Mario Lemieux (9)	Oct. 24	vs Buffalo	Jacques Clouder
Orest Kndrachuk	Mar. 4	at Colorado	Michel Plasse	Mario Lemieux (10)	Jan. 5	vs Los Angeles	Glenn Healy
Ron Stackhouse	Mar. 18	at NY Rangers	Wayne Thomas	Mario Lemieux (11)	Jan. 10	at Detroit	Glen Hanlon
Greg Matene	Mar. 28	vs NY Rangers	Doug Soebart	Paul Coffey	Jan. 20	at Chicago	Mason (2)/Pang
		1979-80 (1)		Dan Quinn (2)	Feb. 28	at Chicago	Darren Pang
Gary McAdam	Nov. 28	vs Quebec	Michel Dion	Dan Quinn (3)	Mar. 7	at Winnipeg	Mike Vernon
				Mario Lemieux (12)	Apr. 2	at Washington	Clint Matarchuk



PENGUINS HAT TRICKS

PLAYER (#)	DATE	OPPONENT	GOALIE(S)	PLAYER (#)	DATE	OPPONENT	GOALIE(S)
1988-89 (13)				1993-94 (2)			
Mario Lemieux (13)	Oct 13	vs Washington	Malarcluk(2)/Peeters	Kevin Stevens (10)	Jan. 11	vs Boston	John Blue
Rob Brown	Oct 15	vs NY Rangers	Vincent Riendeau	Martin Staska	Mar. 8	vs Boston	Vincent Riendeau
Mario Lemieux (14)	Oct 18	vs Philadelphia	Ron Hexell	1994-95 (2)			
Rob Brown (2)	Nov. 25	at Washington	Clint Malarchuk	Jaromir Jagr (2)	Feb. 14	vs Boston	Vincent Riendeau
Mario Lemieux (15)	Dec. 21	at Toronto	Ken Wregget	Luc Robitaille *	Feb. 16	vs Hartford	Jeff Reese
Mario Lemieux (16) #	Dec. 31	vs New Jersey	Sauve(3)/Terrerri/ENG	1995-96 (9)			
Mario Lemieux (17)	Jan. 10	vs NY Islanders	Kelly Hrudey	Mario Lemieux (32)	Oct. 26	at NY Islanders	Tommy Soderstrom
Rob Brown (3)	Jan. 28	vs Detroit	Seban(2)/Hanlon	Mario Lemieux (33)	Oct. 28	at New Jersey	Martin Brodeur
Rob Brown (4)	Feb. 5	at Boston	Andy Moog	Ron Francis	Nov. 10	at San Jose	Irbet(2)/Haherty
Mario Lemieux (18)	Feb. 14	vs Buffalo	Jacques Cloutier	Markus Nashlund	Nov. 28	vs Ottawa	Michael Bales
Mario Lemieux (19)	Mar. 12	at Chicago	Ain Chevrier	Mario Lemieux (34)*	Nov. 30	at Boston	Bailey(2)/Ellington(2)
Mario Lemieux (20)	Mar. 25	vs New Jersey	Sauve(2)/Kurke	Mario Lemieux (35)	Dec. 30	vs Florida	John Vanbiesbrouck
Mario Lemieux (21)*	Mar. 30	vs Hartford	Kay Whitmore	Mario Lemieux (36)	Jan. 27	vs Philadelphia	Snow(2)/Hexell
1989-90 (10)				Feb Nedved *	Mar. 5	vs Winnipeg	Khabibulin(2)/Rousseau(2)
Mario Lemieux (22)	Oct 17	vs Toronto	Aan Besler/ENG(2)	Mario Lemieux (37) #	Mar. 26	vs St.Louis	Fuhr/Casey(4)
Kevin Stevens	Oct. 31	vs Los Angeles	Kelly Hrudey	1996-97 (4)			
Mario Lemieux (23)	Dec. 2	at Quebec	Ron Tugnutt	Jaromir Jagr (3)	Nov. 2	vs Ottawa	Ron Tugnutt
Rob Brown (5)	Dec. 12	vs Boston	Moog(2)/Lemelin	Jaromir Jagr (4)	Nov. 30	vs Boston	Bill Ranford
Mario Lemieux (24)*	Jan. 8	at NY Rangers	Froesa(2)/Vanbiesbrouck(2)	Mario Lemieux (38)	Dec. 19	at St.Louis	Jon Casey
Tony Tanj	Jan. 30	vs Philadelphia	Ken Wregget	Mario Lemieux (39)*	Jan. 26	at Montreal	Jocelyn Thibault
Mario Lemieux (25)	Feb. 2	vs Edmonton	Randy Exelby(2)/ENG	1997-98 (3)			
Rob Brown (6)	Feb. 10	vs Los Angeles	Hrudey/Gosselin/ENG	Ron Francis (2)	Dec. 29	vs NY Islanders	Fichaud/Sab (2)
John Cullen	Feb. 20	vs Philadelphia	Ken Wregget(2)/ENG	Stu Barnes	Jan. 10	vs New Jersey	Martin Brodeur
Rob Brown (7)	Mar. 4	vs Minnesota	Jarmo Myllys(2)/ENG	Martin Staska (2)	Apr. 18	vs Boston	Dabe (2)/Tallas
1990-91 (5)				1998-99 (2)			
Kevin Stevens(2)	Oct 25	vs Quebec	Tanner Tugnutt(2)	Stu Barnes (2)	Nov. 25	at Washington	Olaf Kolzig
Phil Bourque	Dec. 3	at NY Rangers	Vanbiesbrouck/Richter (2)	Martin Staska (3)	Nov. 28	at Montreal	Theodore (2)/ENG
John Cullen (2)	Jan. 17	at Toronto	Peter Ing	1999-2000 (3)			
Jaromir Jagr	Feb. 2	vs Boston	Norm Foster	Aleksey Morozov	Oct. 7	at New Jersey	Martin Brodeur
Mario Lemieux (26)	Mar. 26	at Philadelphia	Pete Peeters	Jaromir Jagr (5)	Nov. 28	vs Ottawa	Patrick Lalime
1991-92 (11)				Jaromir Jagr (6)	Dec. 30	vs NY Islanders	Robert Luongo
Mario Lemieux (27)	Oct 15	at NY Islanders	Glenn Healy	2000-01 (9)			
Bob Errey	Oct 17	vs NY Islanders	Glenn Healy(2)/ENG	Jaromir Jagr (7)*	Oct 14	vs NY Rangers	Kirk McLean
Kevin Stevens (3)	Nov. 13	vs Edmonton	Bill Ranford	Alexei Kovalev	Nov. 8	vs Philadelphia	Brian Boucher
Mark Recchi	Nov. 18	at Quebec	Ron Tugnutt	Jaromir Jagr (8)	Dec. 16	at Montreal	Jeff Hackett
Kevin Stevens (4)	Nov. 18	at Quebec	Ron Tugnutt	Martin Staska (4)	Jan. 8	at Washington	Olaf Kolzig (2)/ENG
Kevin Stevens (5)	Nov. 29	at Philadelphia	Rousseau(2)/Wregget	Mario Lemieux (40)	Jan. 24	vs Montreal	Jose Theodore
Kevin Stevens (6)	Dec. 5	at San Jose	Irbet/Hayward(2)	Alexei Kovalev (2)	Feb. 7	vs Philadelphia	Cechmanek (2)/Boucher
Joe Mullen *	Dec. 23	at NY Islanders	Glenn Healy	Alexei Kovalev (3)	Feb. 10	vs New Jersey	Martin Brodeur
Joe Mullen (2)*	Dec. 26	vs Toronto	Grant Fuhr	Alexei Kovalev (4)	Feb. 23	vs NY Rangers	Vitali Yermeyev
Joe Mullen (3)	Feb. 18	vs Toronto	Rick Wamsley	Jaromir Jagr (9)	Mar. 10	vs Calgary	Mike Vernon (2)/ENG
Rick Tocchet	Mar. 6	at San Jose	Jarmo Myllys	TOTAL - 162 HOME- 102 ROAD - 60			
1992-93 (10)				MOST ALL-TIME			
Kevin Stevens (7)*	Oct. 17	at Hartford	Burke(3)/Fetangeko	Mario Lemieux (40), Kevin Stevens (10), Jaromir Jagr (9), Rick Kehoe (8)			
Mario Lemieux (28)	Oct. 22	vs Detroit	Tim Cheveldae	MOST ONE YEAR (Player)			
Kevin Stevens (8)	Dec. 12	vs New Jersey	Chris Terreri	Mario Lemieux (9) in 1988-89			
Kevin Stevens (9)	Jan. 26	vs Washington	Don Beaupre	MOST ONE YEAR (Team)			
Mario Lemieux (29)*	Mar. 18	vs Washington	Beaupre(3)/Hrivnak	13 in 1988-89			
Mario Lemieux (30)*	Mar. 20	vs Philadelphia	Soderstrom(3)/Rousseau	* Four Goal Game # Five Goal Game			
Rick Tocchet(2)	Apr. 1	vs Hartford	Gosselin/Fetangeko(2)				
Rick Tocchet(3)	Apr. 7	vs Montreal	Patrick Roy				
Joe Mullen (4)	Apr. 9	at NY Rangers	Hirsch/Richter(2)				
Mario Lemieux (31) #	Apr. 9	at NY Rangers	Hirsch(3)/Richter(2)				



OPPONENT HAT TRICKS

PLAYER/TEAM	DATE	LOCATION	GOALIE(S)	PLAYER/TEAM	DATE	LOCATION	GOALIE(S)
1967-68 (4)				1976-77 (4)			
Stan Mikita, CHI*	Dec. 6	at Chicago	Binkley (2), Esssen	Rick Bight, VAN	Oct. 6	at Pittsburgh	Gordie Laxton
Rob Rutherford, TOR	Jan. 13	at Toronto	Les Binkley	Wilf Mattern, COL	Feb. 6	at Colorado	Denis Herron
Dick Duff, MTL	Feb. 17	at Montreal	Les Binkley	Claude Larouche, STL (2)	Feb. 7	at St. Louis	Denis Herron
Jean Beliveau, MTL	Mar. 16	at Montreal	Besson (2), ENG	Don Saleski, PHI	Mar. 13	at Philadelphia	Denis Herron
1968-69 (3)				1977-78 (1)			
Bobby Rousseau, MTL	Nov. 7	at Montreal	Les Binkley	Butch Goring, LA	Nov. 24	at Los Angeles	Denis Herron
Bobby Hull, CHI	Nov. 14	at Pittsburgh	Les Binkley	1978-79 (2)			
Phil Esposito, BOS	Dec. 15	at Boston	Joe Daley	Dale McCourt, DET	Feb. 18	at Detroit	Millon (2), Herron
1969-70 (5)				Darcy Robt, ATL	Apr. 1	at Pittsburgh	Herron (2), Millon
Gordie Howe, DET	Nov. 2	at Detroit	Al Smith	1979-80 (8)			
Al McDonald, STL	Nov. 19	at Pittsburgh	Les Binkley	Pierre Larouche, MTL*	Oct. 25	at Montreal	Rob Holland
Dave Keen, TOR	Jan. 17	at Toronto	Les Binkley	Darryl Sitter, TOR	Jan. 16	at Pittsburgh	Greg Milen
Dave Balon, NYR	Feb. 1	at NY Rangers	Al Smith	Jerry Douglas, HFD	Jan. 17	at Hartford	Greg Milen
Stan Mikita, CHI (2)	Feb. 11	at Chicago	Al Smith	Blair MacDonald, EDM	Jan. 19	at Pittsburgh	Greg Milen
1970-71 (5)				Mike Foligno, DET	Jan. 31	at Detroit	Greg Milen
Walt McKechnie, MIN	Oct. 5	at Minnesota	Al Smith	Danny Gare, BUF	Feb. 7	at Buffalo	Greg Milen
Phil Esposito, BOS (2)	Dec. 6	at Boston	Les Binkley	Darryl Sitter, TOR (2)	Mar. 5	at Pittsburgh	Rob Holland
Brian Spencer, TOR	Jan. 9	at Toronto	Al Smith	Wayne Gretzky, EDM	Mar. 21	at Edmonton	Greg Milen
Phil Esposito, BOS (3)	Mar. 6	at Pittsburgh	Al Smith	1980-81 (8)			
Eddie Shack, BUF	Mar. 31	at Pittsburgh	Cam Newton	Denis Marik, WSH (2)	Nov. 12	at Pittsburgh	Rob Holland
1971-72 (3)				Rick Dudley, BUF	Dec. 7	at Buffalo	Millon/Holland (2)
Brad Park, NYR	Dec. 12	at NY Rangers	Jim Rutherford	Reby Clarke, PHI	Dec. 13	at Pittsburgh	Greg Milen
Norm Ullman, TOR	Dec. 28	at Pittsburgh	Binkley (2), ENG	Stan Smyl, VAN	Dec. 19	at Vancouver	Holland (2), Milen
Brad Park, NYR (2)	Feb. 12	at Pittsburgh	Jim Rutherford	Reed Larson, DET	Jan. 3	at Pittsburgh	Greg Milen
1972-73 (5)				Mike Bossy, NYR*	Jan. 13	at NY Isles	Millon (3), ENG
Gene Carr, NYR	Dec. 17	at NY Rangers	Dennis Herron	Lanny McDonald, COL	Feb. 6	at Colorado	Ricci (2), ENG
Rejean Houle, MTL	Jan. 17	at Montreal	Cam Newton	Mark Messier, EDM	Mar. 16	at Edmonton	Greg Milen
Mike Walton, BOS	Feb. 10	at Boston	Cam Newton	1981-82 (6)			
Dennis Hextall, MIN	Mar. 7	at Minnesota	Andy Brown	Mal Bridgman, PHI	Oct. 29	at Philadelphia	Michel Dion
Sobby Lefonde, VAN	Mar. 17	at Vancouver	Skowro (2), Newton	Keith Acton, MTL	Nov. 21	at Montreal	Dion (2), Harrison
1973-74 (5)				Ron Dugay, NYR	Dec. 27	at NY Rangers	Paul Harrison
Rick Martin, BUF	Jan. 3	at Buffalo	Jim Rutherford	Blaine Slaughter, HFD	Jan. 3	at Hartford	Paul Harrison
Ken Hodge, BOS	Feb. 3	at Pittsburgh	Andy Brown	Wayne Gretzky, EDM (2)	Mar. 17	at Edmonton	Michel Dion
Stan Mikita, CHI (3)	Feb. 10	at Chicago	Gary Inness	Bernie Nicholls, LA	Mar. 20	at Los Angeles	Michel Dion
Claude Larouche, MTL*	Feb. 28	at Montreal	Gary Inness	1982-83 (10)			
Bill Goldsworthy, MIN	Mar. 23	at Minnesota	Gary Inness	Butch Goring, NYI (2)	Oct. 4	at NY Islanders	Denis Herron
1974-75 (6)				Marian Stastny, QUE	Oct. 21	at Quebec	Denis Herron
Bobby Orr, BOS	Oct. 23	at Pittsburgh	Gary Inness	Peter Stastny, QUE	Dec. 11	at Quebec	Denis Herron
Dave Keen, TOR (2)	Nov. 20	at Toronto	Gary Inness	Glenn Anderson, EDM	Jan. 7	at Edmonton	Denis Herron
Guy Lafleur, MTL	Dec. 7	at Montreal	Bob Johnson	Dale Hawerchuk, WIN	Feb. 4	at Winnipeg	Michel Dion
Guy Lafleur, MTL (2)*	Jan. 26	at Montreal	Michel Plasse	Lanny McDonald, CAL (2)	Feb. 5	at Calgary	Denis Herron
Greg Polis, NYR	Mar. 2	at NY Rangers	Michel Plasse	Kent Nilsson, CAL	Feb. 5	at Calgary	Denis Herron
Stan Gilbertson, WSH*	Apr. 6	at Washington	Bob Johnson	Charlie Simmer, LA	Feb. 12	at Pittsburgh	Nick Ricci
1975-76 (4)				Reed Larson, DET (2)	Feb. 15	at Pittsburgh	Nick Ricci
Harland Monahan, WSH	Nov. 2	at Washington	Gary Inness	Ken Linseman, EDM	Feb. 19	at Pittsburgh	Herron (2), Ricci
Yvon Cournoyer, MTL	Nov. 13	at Pittsburgh	Gary Inness				
Denis Marik, CAL*	Nov. 15	at Pittsburgh	Gary Inness				
Fred Kyne, STL	Feb. 29	at Pittsburgh	Inness (2), ENG				

PITTSBURGH PENGUINS



OPPOSITE HAT TRICKS

PLAYER/TEAM	DATE	LOCATION	GOAL(S)	PLAYER/TEAM	DATE	LOCATION	GOAL(S)
1983-84 (11)				1990-91 (2)			
Ryan Trotter, NYI	Nov. 11	at NY Islanders	Michel Dion	Jeremy Roonick, CHI	Oct. 11	at Chicago	Tom Barrasso
Barry Pederson, BOS	Dec. 6	at Pittsburgh	Dion(2)/Herron	Patrick Flately, NYI	Dec. 23	at Pittsburgh	Frank Pietrangolo
Bob MacMillan, NJ	Jan. 7	at Pittsburgh	Roberto Romano	1991-92 (4)			
Paul MacLean, WN	Jan. 18	at Pittsburgh	Michel Dion	Derek King, NYI (2)	Oct. 15	at NY Islanders	Tom Barrasso
Pierre Larouche, NYR (2)	Jan. 25	at Pittsburgh	Romano(2)/Dion	Vladimir Ruzicka, BOS	Nov. 5	at Pittsburgh	Tom Barrasso
Doug Risebrough, CAL	Feb. 16	at Calgary	Michel Dion	Vladimir Ruzicka, BOS (2)*	Feb. 9	at Boston	Tom Barrasso
Lanny MacDonald, CAL (3)	Feb. 16	at Calgary	Michel Dion	Darren Turcotte, NYR	Apr. 16	at NY Rangers	Young/Wregget(2)
Wayne Gretzky, EDM (3)*	Feb. 22	at Pittsburgh	Roberto Romano	1992-93 (7)			
Michel Goulet, QUE	Mar. 8	at Pittsburgh	Nick Ricci	Michel Goulet, CHI (3)	Nov. 8	at Chicago	Tom Barrasso
Dave Poulin, PHI	Mar. 22	at Philadelphia	Denis Herron	Jimmy Carson, DET	Nov. 13	at Detroit	Tom Barrasso
Ikka Suisalo, PHI	Mar. 22	at Philadelphia	Denis Herron	Adam Graves, NYR	Nov. 25	at Pittsburgh	Barrasso/Wregget(2)
1994-95 (7)				Ulf Dahlen, MIN	Jan. 7	at Pittsburgh	Tom Barrasso
Ulf Hiemer, NJ	Oct. 31	at New Jersey	Denis Herron	Steve Heinze, BOS	Jan. 14	at Boston	Ken Wregget
Jorgen Paterson, STL	Nov. 8	at Pittsburgh	Michel Dion	Pierre Turgeon, NYI	Feb. 20	at NY Islanders	Tom Barrasso
Denis Savard, CHI	Nov. 29	at Pittsburgh	Denis Herron	Geoff Sanderson, HFD	Feb. 21	at Hartford	Tom Barrasso
Michel Goulet, OUE (2)	Dec. 29	at Quebec	Denis Herron	1993-94 (2)			
Dale Hawerchuk, WIN (2)	Jan. 21	at Winnipeg	Roberto Romano	Mike Gartner, NYR	Jan. 31	at NY Rangers	Ken Wregget
Wayne Gretzky, EDM (4)	Jan. 26	at Edmonton	Denis Herron	Randy Burridge, WSH	Mar. 15	at Washington	Tom Barrasso
Peter Sundstrom, NYR	Feb. 22	at Pittsburgh	Brian Ford	1994-95 (1)			
1995-96 (5)				Igor Chioiev, HFD	Apr. 5	at Pittsburgh	Wendell Young
Danny Gare, DET (2)	Oct. 30	at Detroit	Roberto Romano	1995-96 (8)			
Tony Tanti, VAN	Nov. 13	at Vancouver	Roberto Romano	Pat Verbeek, NYR	Nov. 21	at NY Rangers	Tom Barrasso
Dave Poulin, PHI (2)	Nov. 24	at Philadelphia	Denis Herron	Geoff Sanderson, HFD (2)	Dec. 28	at Pittsburgh	Ken Wregget
Troy Murray, CHI	Jan. 1	at Chicago	Gilles Meloche	Ray Sheppard, SJS	Jan. 13	at Pittsburgh	Tom Barrasso
A Second, CHI	Jan. 1	at Chicago	Gilles Meloche	Claude Lemieux, COL	Jan. 16	at Pittsburgh	Ken Wregget
1986-87 (3)				Brendan Shanahan, HFD	Feb. 23	at Pittsburgh	Ken Wregget
Kirk Muller, NJ	Oct. 29	at Pittsburgh	Roberto Romano	Gary Roberts, CAL	Feb. 29	at Calgary	Tom Barrasso
Sylvain Turgeon, HFD	Mar. 28	at Hartford	Pat Riggin	Rick Tocchet, BOS	Mar. 14	at Boston	Ken Wregget
Perry Anderson, NJ	Mar. 31	at New Jersey	Gilles Meloche	John LeClair, PHI	Mar. 31	at Philadelphia	Tom Barrasso
1987-88 (3)				1996-97 (5)			
Dave Hartsman, EDM	Jan. 25	at Pittsburgh	Frank Pietrangolo	Alexi Kovalev, NYR	Oct. 16	at NY Rangers	Barrasso/Wregget(2)
John MacLean, NJ	Jan. 28	at New Jersey	Gilles Meloche	Dino Ciccarelli, TB	Nov. 8	at Tampa Bay	Ken Wregget
Rick Vaive, CHI	Feb. 28	at Chicago	Frank Pietrangolo	Dale Hawerchuk, PHI	Nov. 21	at Philadelphia	Ken Wregget
1988-89 (11)				Brendan Shanahan, DET (2)	Feb. 8	at Pittsburgh	Patrick Lalime
Mike Ridley, WSH*	Oct. 11	at Pittsburgh	Wendell Young	Joe Sakic, COL	Mar. 14	at Colorado	Ken Wregget
Dave Andreychuk, BUF	Oct. 12	at Buffalo	Wendell Young	1997-98 (3)			
Tony Grazioplene, NYR*	Oct. 30	at NY Rangers	Guennelle/Pietrangolo(3)	Dave Gagner, FLA	Oct. 4	at Pittsburgh	Ken Wregget
Wally Poddubny, QUE	Nov. 3	at Pittsburgh	Steve Guennelle	Joe Nieuwendyk, DAL	Nov. 5	at Pittsburgh	Wregget(2)/Skudra
Jari Kurri, EDM	Nov. 8	at Pittsburgh	Steve Guennelle	Valeri Kamensky, COL	Jan. 3	at Pittsburgh	Peter Skudra
Tony Tanti, VAN (2)	Jan. 7	at Pittsburgh	Tom Barrasso	1998-99 (2)			
Tony Granato, NYR (2)	Jan. 14	at Pittsburgh	Tom Barrasso	Semi Salo, Car	Mar. 30	at Pittsburgh	Skudra(2)/ENG
Peter Stastny, QUE (2)*	Feb. 11	at Quebec	Young(2)/Pietrangolo(2)	Zygmunt Palffy, NYI	Apr. 17	at Pittsburgh	Barrasso(1)/Skudra(2)
Jody Hull, HFD	Feb. 26	at Hartford	Barrasso/Young(2)	1999-2000 (0)			
Ken Linseman, BOS (2)	Mar. 14	at Pittsburgh	Tom Barrasso	2000-01 (3)			
Mats Naslund, MON	Mar. 18	at Pittsburgh	Barrasso/Young(2)	John Madden, NJ*	Oct. 28	at Pittsburgh	Aubin/Snow (3)
1989-90 (6)				Randy McKay, NJ*	Oct. 28	at Pittsburgh	Aubin (2)/Snow (2)
Brett Hull, STL	Oct. 16	at Pittsburgh	Wendell Young	Andrei Kovalenko, BOS	Jan. 9	at Boston	Snow
Wayne Gretzky, LA (5)	Oct. 31	at Pittsburgh	Wendell Young	TOTAL - 162 HOME - 62 ROAD - 100			
Pat LaFontaine, NYI	Feb. 6	at Pittsburgh	Tom Barrasso	MOST ALL-TIME (Player) - Wayne Gretzky (5)			
Derek King, NYI	Feb. 6	at Pittsburgh	Tom Barrasso	*Four Goal Game			
Luc Robitaille, LA	Mar. 10	at Los Angeles	Alain Chevrier				
Mike Modano, MIN	Mar. 17	at Pittsburgh	Alain Chevrier				



PENALTY SHOTS

PENGUINS				
PLAYER	OPPONENT	DATE	GOALTENDER	RESULT
George Konik	at St. Louis	1/31/88	Hall	GOAL
Charlie Burns	vs. NY Rangers	2/5/89	Giacomin	No Goal
Keith McCreary	vs. NY Rangers	3/8/70	Giacomin	No Goal
Jean Pronovost	at Detroit	1/14/71	Edwards	GOAL
Greg Polis	vs. St. Louis	2/24/71	Wakely	No Goal
Syl Apps	at Toronto	2/9/72	Parent	GOAL
Lowell MacDonald	at Buffalo	11/12/72	Crozier	No Goal
Ron Schock	vs. Detroit	1/10/73	Edwards	No Goal
Chuck Arnason	vs. California	2/16/74	Meloche	No Goal
Ron Schock	at Washington	11/30/76	Wolfe	No Goal
Blair Chapman	at Washington	12/4/77	Bedard	No Goal
Pete Mahovich	at Washington	1/21/78	Bedard	No Goal
Blair Chapman	vs. Colorado	3/22/78	McKenzie	No Goal
Ross Lonsberry	at NY Islanders	12/5/78	Resch	No Goal
Ross Lonsberry	vs. Minnesota	2/8/80	Meloche	No Goal
Greg Sheppard	vs. St. Louis	1/14/81	Stanowski	No Goal
Dave Hannan	at Washington	10/14/83	Riggin	GOAL
Andy Brickley	vs. Chicago	11/29/84	Bannerman	No Goal
Mario Lemieux	at Quebec	12/29/84	Gosselin	GOAL
Warren Young	at Toronto	1/2/85	Bernhardt	GOAL
Mario Lemieux	at NY Islanders	1/19/88	Hrudey	GOAL
Mario Lemieux	vs. New Jersey	12/31/88	Terreri	GOAL
Mario Lemieux	at Los Angeles	3/7/89	Hrudey	GOAL
Jock Callander	vs. Montreal	3/18/89	Roy	GOAL
Mario Lemieux	at Washington	11/24/89	Mason	GOAL
Bob Errey	vs. New Jersey	1/5/91	Terreri	GOAL
Bob Errey	vs. Minnesota	10/31/91	Wakaluk	GOAL
Mario Lemieux	vs. Edmonton	3/17/92	Ranford	No Goal
Jaromir Jagr	vs. Washington	1/26/93	Beaupre	No Goal
Martin Straka	at Quebec	3/16/95	Thibault	No Goal
Mario Lemieux	vs. Buffalo	3/23/96	Hasek	No Goal
Jaromir Jagr	at Florida	11/9/96	Fitzpatrick	No Goal
Mario Lemieux	at Florida	4/11/97	Vanbiesbrouck	GOAL
Stu Barnes	at Philadelphia	3/6/98	Hexall	No Goal
Martin Straka	vs. St. Louis	1/19/00	Turek	GOAL
Martin Straka	at San Jose	11/1/00	Nabokov	No Goal
Martin Straka	at Boston	1/9/01	Datbo	No Goal
Martin Straka	at Atlanta	1/30/01	Rhodes	GOAL

The Penguins have scored on 16 of 38 attempts (5 for 17 at home - 11 for 21 on the road)

OPPONENTS				
PLAYER	OPPONENT	DATE	GOALTENDER	RESULT
Bill Collins	vs. Minnesota	12/23/67	Binkley	No Goal
Ralph Stewart	at NY Islanders	3/5/74	Brown	No Goal
Dave Keon	at Toronto	3/20/74	Inness	GOAL
Bill Goldsworthy	at NY Rangers	11/14/76	Wilson	No Goal
Alain Daigle	vs. Chicago	11/21/76	Wilson	No Goal
Al MacAdam	vs. Cleveland	12/16/76	Herron	GOAL
Orest Kindrachuk	vs. Philadelphia	10/15/77	Wilson	GOAL
Ikka Sinisalo	vs. Philadelphia	10/11/81	Harrison	GOAL
Bob Bourne	at NY Islanders	2/17/83	Herron	No Goal
Dino Ciccarelli	at Minnesota	3/16/83	Herron	No Goal
Tony Currie	at Hartford	3/17/84	Herron	No Goal
Michel Goulet	at Quebec	12/29/84	Herron	No Goal
Dave Williams	at Los Angeles	1/21/87	Romano	No Goal
Alan Kerr	at NY Islanders	2/26/87	Riggin	No Goal
Doug Gilmour	vs. St. Louis	3/1/87	Riggin	No Goal
Michel Goulet	vs. Quebec	3/12/87	Riggin	No Goal
Mark Johnson	at New Jersey	10/6/87	Riggin	No Goal
Dave Tippett	at Hartford	1/9/88	Meloche	No Goal
Doug Smail	vs. Winnipeg	10/10/89	Barrasso	No Goal
Dale Hunter	vs. Washington	12/16/89	Young	No Goal
Tomás Sandström	vs. Los Angeles	2/10/90	Young	GOAL
Scott Pearson	vs. Quebec	3/16/90	Barrasso	GOAL
Darren Turcotte	at NY Rangers	12/29/91	Young	No Goal
Joe Nieuwendyk	at Calgary	1/23/93	Wregget	No Goal
Scott Niedermayer	at New Jersey	2/7/96	Wregget	No Goal
Robert Reichel	at Calgary	10/24/96	Barrasso	GOAL
Sami Kapanen	vs. Carolina	1/7/99	Barrasso	No Goal
Doug Gilmour	vs. Chicago	10/16/99	Skudra	No Goal
Teemu Selanne	at Anaheim	10/27/99	Aubin	No Goal
Keith Tkachuk	at Phoenix	1/12/00	Aubin	GOAL
Tim Connolly	at NY Islanders	3/21/00	Aubin	GOAL
Martin Rucinsky	at Montreal	2/28/01	Aubin	No Goal

The Penguins have stopped 23 of 32 attempts (8 of 13 at home - 15 of 19 on the road)



SPECIAL TEAMS

YEAR	POWER PLAY		NHL RANK	SHORT-HANDED		NHL RANK
	PPG/ADV	PCT		PPGA/ADV	PCT	
1967-68	37-273	13.6	11th	31-193	83.9	6th
1968-69	50-303	16.5	7th	38-231	83.5	5th
1969-70	53-315	16.8	9th	66-282	76.7	12th
1970-71	56-318	17.6	9th	48-276	82.6	8th
1971-72	46-286	16.1	11th	55-246	77.6	10th
1972-73	52-301	17.3	9th	49-264	81.4	8th
1973-74	47-276	17.0	11th	47-245	80.8	8th
1974-75	64-323	19.8	9th	63-324	80.6	8th
1975-76	75-307	24.4	6th	68-292	76.7	11th
1976-77	46-263	17.5	14th	47-209	77.5	15th
1977-78	53-261	20.3	11th	61-251	75.9	13th
1978-79	56-261	21.5	12th	57-250	77.2	11th
1979-80	52-262	19.9	14th	64-247	74.1	18th
1980-81	92-400	23.0	11th	99-370	73.2	21st
1981-82	99-404	24.5	7th	92-399	76.9	11th
1982-83	81-360	22.5	9th	110-396	72.2	21st
1983-84	70-340	20.6	16th	86-357	75.9	15th
1984-85	62-363	17.1	21st	74-311	76.2	14th
1985-86	93-425	21.9	12th	78-341	77.1	15th
1986-87	74-374	19.5	14th	72-319	77.4	15th
1987-88	110-500	22.0	6th	120-507	76.3	20th
1988-89	119-491	24.2	3rd	111-482	77.0	16th
1989-90	86-403	21.3	10th	94-372	74.7	20th
1990-91	89-338	22.9	3rd	73-351	79.2	16th
1991-92	92-427	21.5	4th	77-379	79.7	15th
1992-93	105-440	23.9	2nd	72-429	83.2	4th
1993-94	76-404	18.8	13th	72-401	82.0	10th
1994-95	42-221	19.0	10th	46-229	79.9	23rd
1995-96	109-420	26.0	1st	78-467	83.3	8th
1996-97	74-338	21.9	2nd	64-338	81.1	23rd
1997-98	67-407	16.5	11th	46-338	86.4	8th
1998-99	65-363	17.9	7th	56-302	81.5	23rd
1999-00	54-346	15.6	20th	56-321	82.6	19th
2000-01	76-375	20.3	5th	78-405	80.7	T26th
TOTALS	2422-11938	20.3		2348-11124	78.9	



PENGUINS SHUTOUTS

Player (#)	Date/Location	Score	Saves	Player (#)	Date/Location	Score	Saves
	1967-68 (7)				1986-87 (1)		
Les Binkley	Nov. 4 at California	1-0	31	Melcho/Romano	Jan. 23 at Vancouver	6-0	30
Hank Bassen	Nov. 15 vs Philadelphia	5-0	27	(Romano replaced Melcho at 10:11)			
Les Binkley (2)	Dec. 23 vs Minnesota	4-0	23		1987-88 (2)		
Les Binkley (3)	Dec. 27 vs California	0-0	24	Frank Pietrangeli	Feb. 4 vs Minnesota	1-0	31
Les Binkley (4)	Jan. 25 at Boston	1-0	33	Steve Guadette	Mar. 19 vs Philadelphia	7-0	38
Les Binkley (5)	Feb. 1 vs St. Louis	2-0	22		1988-89 (0)		
Les Binkley (6)	Mar. 30 at Philadelphia*	2-0	29		1989-90 (1)		
* Game played in Quebec City							
	1968-69 (2)			Wendell Young	Nov. 14 vs NY Rangers	6-0	25
Joe Daley	Feb. 19 vs Boston	3-0	41		1990-91 (1)		
Joe Daley (2)	Mar. 23 vs Minnesota	5-0	32	Tom Barrasso	Dec. 28 vs Detroit	5-0	27
	1969-70 (5)			Tom Barrasso (2)	Dec. 5 at San Jose	8-0	39
Les Binkley (7)	Nov. 12 at Toronto	3-0	31		1992-93 (5)		
Les Binkley (8)	Dec. 10 at Los Angeles	2-0	29	Tom Barrasso (3)	Nov. 3 vs NY Islanders	2-0	19
Al Smith	Feb. 26 at Los Angeles	1-0	30	Tom Barrasso (4)	Nov. 21 vs New Jersey	2-0	29
Al Smith (2)	Mar. 8 at NY Rangers	0-0	33	Tom Barrasso (5)	Dec. 23 at Philadelphia	4-0	20
Les Binkley (9)	Mar. 25 vs Minnesota	2-0	25	Wrogg/Barrasso	Feb. 26 vs Boston**	4-0	28
	1970-71 (4)			*(Barrasso replaced Wrogg at 55:18)			
Les Binkley (10)	Oct. 17 vs Philadelphia	0-0	24	Tom Barrasso (6)	Feb. 10 at NY Rangers	3-0	30
Al Smith (3)	Dec. 8 vs Toronto	4-0	29	** Game played in Atlanta			
Les Binkley (11)	Mar. 3 vs Montreal	4-0	33		1993-94 (3)		
Al Smith (4)	Mar. 13 vs Minnesota	0-0	20	Ken Wrogg	Jan. 27 vs Quebec	3-0	38
	1971-72 (1)			Tom Barrasso (7)	Feb. 13 at Philadelphia	3-0	22
Jim Rutherford	Feb. 17 at Buffalo	2-0	23	Tom Barrasso (8)	Apr. 11 at Ottawa	4-0	32
	1972-73 (5)				1994-95 (0)		
Denis Herron	Oct. 17 at NY Islanders	5-0	24	Ken Wrogg (2)	Nov. 1 vs Tampa Bay	10-0	27
Denis Herron (2)	Oct. 24 at Vancouver	4-0	23	Ken Wrogg (3)	Nov. 19 vs Washington	3-0	32
Jim Rutherford (2)	Jan. 30 vs Boston	3-0	26	Ken Wrogg (4)	Dec. 9 vs Hartford	6-0	35
Jim Rutherford (3)	Feb. 20 at NY Islanders	4-0	34	Tom Barrasso (9)	Jan. 17 at Buffalo	1-0	31
Jim Rutherford (4)	Feb. 24 vs Chicago	2-0	32	Tom Barrasso (10)	Feb. 16 at Winnipeg	1-0	32
	1973-74 (1)				1996-97 (5)		
Andy Brown	Mar. 24 vs Detroit	8-0	23	Ken Wrogg (5)	Nov. 12 vs Buffalo	3-0	25
	1974-75 (2)			Patrick Lalme	Dec. 13 at San Jose	4-0	20
Gary Innes	Nov. 17 vs Washington	6-0	26	Ken Wrogg (6)	Dec. 19 at St. Louis	4-0	25
Gary Innes (2)	Nov. 23 vs Los Angeles	0-0	30	Patrick Lalme (2)	Dec. 28 vs Buffalo	2-0	21
	1975-76 (2)			Patrick Lalme (3)	Jan. 15 at Hartford	3-0	31
Michel Plasse	Mar. 6 vs Minnesota	5-0	18	Tom Barrasso (11)	Oct. 14 at NY Rangers	1-0	36
Michel Plasse (2)	Mar. 28 vs Detroit	3-0	29	Tom Barrasso (12)	Nov. 15 at Toronto	5-0	20
	1976-77 (6)			Tom Barrasso (13)	Nov. 20 at Ottawa	2-0	27
Dunc Wilson	Nov. 13 vs Philadelphia	1-0	25	Tom Barrasso (14)	Dec. 1 at Montreal	1-0	25
Dunc Wilson (2)	Nov. 21 vs Chicago	5-0	25	Tom Barrasso (15)	Dec. 10 at Anaheim	3-0	28
Dunc Wilson (3)	Jan. 19 at Vancouver	3-0	21	Tom Barrasso (16)	Jan. 20 vs Ottawa	0-0	35
Dunc Wilson (4)	Jan. 27 at NY Rangers	3-0	30	Tom Barrasso (17)	Mar. 22 at Dallas	0-0	28
Dunc Wilson (5)	Feb. 3 at Cleveland	0-0	22		1998-99 (3)		
Denis Herron (3)	Mar. 6 vs Colorado	3-0	32	Peter Skudis	Oct. 26 at Toronto	2-0	27
	1977-78 (0)			J.S. Aubin	Nov. 7 vs Boston	0-0	16
	1978-79 (2)			Tom Barrasso (18)	Nov. 14 vs Florida	4-0	23
Greg Millen	Dec. 3 vs St. Louis	3-0	33	Tom Barrasso (19)	Dec. 19 vs Washington	3-0	24
Greg Millen (2)	Jan. 16 vs Minnesota	5-0	25	Tom Barrasso (20)	Jan. 28 vs Toronto	5-0	21
	1979-80 (3)			Tom Barrasso (21)	Feb. 5 vs Florida	3-0	29
Greg Millen (3)	Dec. 19 at Chicago	0-0	29	Peter Skudis (2)	Mar. 13 vs Philadelphia	4-0	24
Rob Holland	Mar. 2 vs NY Islanders	0-0	24	J.S. Aubin (2)	Mar. 17 at Tampa Bay	2-0	16
Greg Millen (4)	Mar. 30 vs Washington	4-0	26	Tom Barrasso (21)	Apr. 11 at Detroit	3-0	20
	1980-81 (0)				1999-2000 (4)		
	1981-82 (1)			Tom Barrasso (22)	Nov. 26 vs Ottawa	5-0	20
Gary Edwards	Mar. 21 at Colorado	6-0	28	Jean-Sebastien Aubin (3)	Dec. 9 vs Washington	3-0	24
	1982-83 (1)			Peter Skudis (4)	Dec. 21 at NY Islanders	4-0	21
Denis Herron (4)	Dec. 4 vs Philadelphia	0-0	34	Jean-Sebastien Aubin (4)	Feb. 14 vs Vancouver	3-0	37
	1983-84 (2)				2000-01 (3)		
Denis Herron (5)	Oct. 14 at Washington	4-0	29	Garth Snow	Nov. 24 at Philadelphia	1-0	36
Roberto Romano	Feb. 1 vs Minnesota	4-0	34	Garth Snow (2)	Dec. 27 vs Toronto	5-0	40
	1984-85 (2)			Garth Snow (3)	Jan. 21 at Chicago	4-0	24
Roberto Romano (2)	Dec. 28 vs Hartford	4-0	34	TOTAL - 55 HOME - 54 ROAD - 41			
Denis Herron (6)	Mar. 16 vs NY Rangers	5-0	26	MOST ALL-TIME: Tom Barrasso (22)			
	1985-86 (2)			MOST ONE YEAR:(Goalie) - Tom Barrasso (7) in 1997-98			
Roberto Romano (3)	Dec. 2 at NY Rangers	6-0	40	MOST ONE YEAR: (Team) - 9 in 1998-99			
Roberto Romano (4)	Feb. 8 vs New Jersey	4-0	27				



OPPONENT SHUTOUTS

NAME/NO.	DATE	LOCATION	SCORE	SV	NAME/NO.	DATE	LOCATION	SCORE	SV
1967-68 (5)					1977-78 (2)				
Doug Favell, PHI	Oct. 17	at Philadelphia	1-0	17	Bernie Parent, PHI (10)	Oct. 28	at Philadelphia	1-0	20
Gary Smith, CAL	Dec. 27	at Pittsburgh	0-0	34	Dan Bouchard, ATL	Jan. 18	at Atlanta	1-0	25
Bruce Gamble, TOR	Jan. 13	at Toronto	7-0	33	1978-79 (4)				
Ed Giacomin, NYR	Mar. 17	at NY Rangers	3-0	20	Dan Bouchard, ATL (2)	Nov. 3	at Atlanta	2-0	25
Cesare Maniago, MIN	Mar. 23	at Minnesota	3-0	31	Michel Larocque, MTL	Feb. 22	at Montreal	12-0	25
1968-69 (8)					1979-80 (6)				
Bernie Parent, PHI	Oct. 17	at Philadelphia	3-0	20	Mike Palmateer, TOR	Mar. 11	at Toronto	4-0	39
Doug Favell, PHI (2)	Nov. 9	at Pittsburgh	3-0	37	1979-80 (6)				
Gerry Dagarins, LA	Jan. 18	at Los Angeles	4-0	30	Tony Esposito, CHI (4)	Dec. 19	at Chicago	0-0	37
Bruce Gamble, TOR (2)	Jan. 25	at Pittsburgh	2-0	30	Pete Peeters, PHI	Feb. 2	at Pittsburgh	4-0	30
Glenn Hall, STL	Feb. 12	at St. Louis	2-0	19	Don Edwards, BUF	Feb. 7	at Buffalo	9-0	25
Lorne Worley, MTL	Feb. 16	at Pittsburgh	4-0	36	Michel Dion, QUE	Feb. 24	at Quebec	2-0	33
Ray Edwards, DET	Feb. 20	at Detroit	3-0	25	Glenn Resch, NYI	Mar. 2	at New York	0-0	22
Ed Johnston, BOS	Mar. 2	at Boston	4-0	19	Bill McKenzie, COL	Mar. 26	at Colorado	5-0	30
1969-70 (14)					1980-81 (1)				
Gerry Cheevers, BOS	Oct. 19	at Boston	4-0	26	Pete Peeters, PHI (2)	Jan. 21	at Pittsburgh	5-0	33
Gerry Dagarins, LA (2)	Oct. 22	at Los Angeles	2-0	25	1981-82 (1)				
Ernie Wakely, STL	Nov. 13	at St. Louis	4-0	25	Pat Riggin, CAL	Jan. 16	at Calgary	4-0	29
Jacques Plante, STL	Nov. 19	at Pittsburgh	4-0	18	1982-83 (3)				
Bruce Gamble, TOR (3)	Dec. 6	at Toronto	5-0	25	Billy Smith, NYI	Oct. 14	at NY Islanders	9-0	30
Bernie Parent, PHI (2)	Dec. 21	at Philadelphia	4-0	23	Pete Lindberg, PHI	Dec. 4	at Pittsburgh	0-0	24
Tony Esposito, CHI	Dec. 27	at Pittsburgh	3-0	30	Markus Mattson, MIN	Jan. 12	at Pittsburgh	7-0	40
Ernie Wakely, STL (2)	Jan. 3	at St. Louis	6-0	25	1983-84 (4)				
Tony Esposito, CHI (2)	Jan. 14	at Chicago	5-0	23	Al Jensen, WAS	Oct. 25	at Pittsburgh	1-0	26
Bruce Gamble, TOR (4)	Jan. 17	at Toronto	4-0	33	Mike Utz, STL	Dec. 13	at St. Louis	2-0	16
Terry Sawchuck, NYR	Feb. 1	at NY Rangers	6-0	29	Tony Esposito, CHI (5)	Jan. 15	at Chicago	2-0	35
Gerry Cheevers, BOS (2)	Feb. 14	at Pittsburgh	3-0	35	Pat Riggin, WAS (2)	Mar. 24	at Washington	6-0	18
Ed Giacomin, NYR (2)	Mar. 8	at NY Rangers	0-0	25	1984-85 (2)				
Ed Giacomin, NYR (3)	Mar. 18	at Pittsburgh	2-0	30	Kelly Hrudey, NYI	Feb. 2	at Pittsburgh	4-0	26
1970-71 (7)					1985-86 (1)				
Bernie Parent, PHI (3)	Oct. 17	at Pittsburgh	0-0	30	Bob Janesky, LA	Mar. 5	at Los Angeles	6-0	21
Ernie Wakely, STL (3)	Nov. 19	at Pittsburgh	1-0	20	1986-87 (2)				
Cesare Maniago, MIN (2)	Dec. 12	at Pittsburgh	1-0	35	Kelly Hrudey, NYI (2)	Jan. 9	at NY Islanders	9-0	27
Tony Esposito, CHI (3)	Feb. 7	at Chicago	1-0	26	Dec. 17	at Los Angeles	3-0	26	
Ed Giacomin, NYR (4)	Feb. 20	at Pittsburgh	1-0	37	Glen Hanlon, DET	Jan. 18	at Pittsburgh	1-0	36
Ed Giacomin, NYR (5)	Feb. 27	at Pittsburgh	4-0	26	1987-88 (3)				
Cesare Maniago, MIN (3)	Mar. 13	at Pittsburgh	0-0	31	Allen Bester, TOR	Oct. 29	at Pittsburgh	5-0	26
1971-72 (6)					1988-89 (1)				
Cesare Maniago, MIN (4)	Oct. 26	at Minnesota	2-0	35	Kirk McLellan, VAN	Feb. 17	at Vancouver	5-0	27
Gary Smith, CHI (2)	Jan. 8	at Pittsburgh	4-0	26	Saan Burke, NJD	Mar. 29	at New Jersey	4-0	25
Ernie Wakely, STL (4)	Jan. 22	at St. Louis	1-0	25	1989-90 (1)				
Bruce Gamble, PHI (5)	Jan. 30	at Philadelphia	4-0	33	Pete Peeters, WAS (3)	Jan. 2	at Washington	6-0	14
Cesare Maniago, MIN(5)	Feb. 20	at Minnesota	2-0	40	1990-91 (0)				
Bernie Parent, TOR (4)	Feb. 23	at Toronto	2-0	34	1991-92 (3)				
1972-73 (3)					1992-93 (2)				
Roger Crozier, BUF	Nov. 12	at Buffalo	1-0	18	Don Beaure, WAS	Oct. 29	at Pittsburgh	6-0	26
Low Plante, TOR	Dec. 29	at Pittsburgh	4-0	42	Craig Billington, NJD	Jan. 2	at New Jersey	4-0	16
Ed Giacomin, NYR (6)	Jan. 7	at NY Rangers	3-0	24	Bob Essensa, WIN	Jan. 26	at Pittsburgh	4-0	38
1973-74 (7)					1993-94 (0)				
Bernie Parent, PHI (5)	Oct. 27	at Pittsburgh	6-0	23	Tim Cheveldae, DET	Nov. 13	at Detroit	8-0	26
Dunc Wilson, TOR	Nov. 3	at Toronto	6-0	33	John Blue, BOS	Jan. 14	at Boston	7-0	21
Bernie Parent, PHI (6)	Nov. 4	at Philadelphia	7-0	29	1994-95 (1)				
Ed Giacomin, NYR (7)	Nov. 18	at NY Rangers	7-0	33	John Vanbiesbroeck, FLA	Mar. 26	at Florida	2-0	24
Doug Grant, DET	Dec. 15	at Pittsburgh	2-0	36	1995-96 (2)				
Rogie Vachon, LA	Jan. 16	at Pittsburgh	2-0	34	Jocelyn Thibault, MTL	Dec. 23	at Montreal	1-0	29
Rogie Vachon, LA (2)	Jan. 26	at Pittsburgh	2-0	25	Chris Osgood, DET	Feb. 3	at Detroit	3-0	23
1974-75 (6)					1996-97 (1)				
Rogie Vachon, LA (3)	Oct. 28	at Los Angeles	2-0	23	Mike Fichter, NYR	Mar. 24	at NY Rangers	3-0	34
Rogie Vachon, LA (4)	Nov. 23	at Pittsburgh	0-0	32	1997-98 (6)				
Bernie Parent, PHI (7)	Dec. 22	at Philadelphia	4-0	24	Oct. 8	at Pittsburgh	3-0	26	
Bernie Parent, PHI (8)	Mar. 13	at Philadelphia	6-0	22	Dec. 4	at Pittsburgh	4-0	28	
Rogie Vachon, LA (5)	Mar. 22	at Los Angeles	4-0	31	Andy Moog, MTL(2)	Dec. 27	at Pittsburgh	1-0	19
Ken Dryden, MTL	Apr. 2	at Montreal	6-0	23	Andy Moog, MTL(2)	Jan. 20	at Pittsburgh	0-0	23
1975-76 (2)					1998-99 (3)				
Rogie Vachon, LA (6)	Oct. 30	at Los Angeles	4-0	21	Danien Hasek, OTT	Mar. 15	at Buffalo	3-0	22
Gerry Desjardis, BUF (3)	Jan. 11	at Buffalo	6-0	28	Ed Belfour, DAL	Mar. 22	at Dallas	0-0	20
1976-77 (7)					1999-00 (2)				
Bernie Parent, PHI (9)	Oct. 28	at Philadelphia	3-0	21	Darren Puppe, TB	Oct. 21	at Tampa Bay	5-0	28
Gerry Cheevers, BOS (3)	Nov. 24	at Pittsburgh	4-0	34	Byron Dufour, Bos	Nov. 7	at Pittsburgh	0-0	26
Wayne Thomas, TOR	Jan. 11	at Pittsburgh	2-0	30	Jamie Storr, LA	Dec. 22	at Pittsburgh	3-0	25
Garry Edwards, CLE	Feb. 3	at Cleveland	0-0	22	1999-2000 (2)				
Rogie Vachon, LA (7)	Mar. 2	at Pittsburgh	5-0	26	Mar. 8	at Pittsburgh	3-0	24	
Wayne Stephenson, PHI	Mar. 14	at Philadelphia	4-0	22	Patrick Lalime, Ott.	Mar. 9	at Ottawa	7-0	16
Gies Gilbert, BOS	Mar. 27	at Boston	3-0	11	2000-01 (1)				
					Oct. 28				
					at Pittsburgh				
					9-0				
					21				

TOTAL - 116 HOME - 44 ROAD - 72

MOST SHUTOUTS AGAINST : Bernie Parent - 10



FASTEST GOALS - TEAM

- FASTEST TWO GOALS, BOTH TEAMS**
(NHL RECORD): 4 seconds by Wayne Bianchin (Pittsburgh) & Guy Chouinard (Atlanta), March 15, 1977 at Atlanta in a 7-3 Atlanta win.
- 5 seconds by Rick Martin (Buffalo) and Greg Polis (Pittsburgh), Jan. 3, 1974 at Buffalo in a 6-1 Buffalo win.
- PITTSBURGH:** 6 seconds by Paul Coffey and Troy Loney, Feb.22, 1990 vs. NY Islanders in a 4-3 Pittsburgh overtime win.
- 6 seconds by Mark Recchi and John Cullen, Feb. 16, 1990 at Winnipeg in a 3-3 tie
- OPPONENT:** 6 seconds by Guy Lafleur and Steve Shutt (Montreal), April 2, 1975 at Montreal in a 6-0 Montreal win.
- 6 seconds by Sylvain Turgeon (2) Hartford, March 28, 1987 at Hartford in a 5-4 Hartford win.
- 6 seconds by Rick Tocchet and Jeremy Roenick (Phoenix), Jan. 13, 1999 at Phoenix in a 5-3 Phoenix win.
- FASTEST THREE GOALS**
BOTH TEAMS: :30 seconds by Mario Lemieux (2) (Pittsburgh) & Al Iafrate (Toronto), October 17, 1989 vs. Toronto in a 7-5 Pittsburgh win.
- PITTSBURGH:** 27 seconds by Al McDonough, Ken Schinkel and Ron Schock, Nov. 22, 1972 vs. St. Louis in a 10-4 Pittsburgh win.
- OPPONENT:** 21 seconds by Michel Pivonka & Steve Leach (2) (Washington), Nov. 25, 1990 at Washington in a 7-3 Washington win.
- FASTEST FOUR GOALS,**
BOTH TEAMS: 1:17 by Pierre Larouche (Pittsburgh), Guy Lafleur (2) (Montreal) & Pete Mahovich (Montreal), Jan. 25, 1975 at Montreal in a 7-2 Montreal win.
- PITTSBURGH:** 1:39 by Alexei Kovalev, Jaromir Jagr, Stu Barnes & Kovalev on Dec. 12, 1998 at St. Louis in a 4-3 Pittsburgh win.
- OPPONENT:** 1:22 by Bobby Clarke, Ilkka Sinisalo, Reggie Leach & Ken Linseman (Philadelphia), Oct. 11, 1981 at Philadelphia in an 8-2 Philadelphia win.
- FIVE FASTEST GOALS,**
BOTH TEAMS: 3:34 by Paul Reinhart (Vancouver), Tony Tanti (Pittsburgh), Jyrki Lumme, (Vancouver), Bob Errey (Pittsburgh), and Greg Adams (Vancouver), March 11, 1990 at Vancouver in a 5-3 Vancouver win.
- PITTSBURGH:** 2:07 by Bryan Hextall, Jean Pronovost, Al McDonough, Ken Schinkel, & Ron Schock, Nov. 22, 1972 vs. St. Louis in a 10-4 Pittsburgh win.
- OPPONENT:** 2:37 by Duane Sutter, Bryan Trottier (2), John Tonelli & Duane Sutter (NY Islanders), Jan. 26, 1982 at NY Islanders in a 9-2 NY Islanders win.
- FASTEST GOAL, START OF GAME,**
PITTSBURGH: 6 seconds by Jean Pronovost, March 25, 1976 at St. Louis in a 5-2 St. Louis win.
- OPPONENT:** 9 seconds by Ross Lonsberry (Philadelphia), Oct. 20 1977 at Philadelphia in an 11-0 Philadelphia win.
- FASTEST GOAL START OF 2ND PERIOD,**
PITTSBURGH: 7 seconds by Lowell Macdonald, Feb. 10, 1973 at Boston in a 6-3 Boston win.
- OPPONENT:** 7 seconds by Joey Johnston (California), Oct. 20, 1973 at Pittsburgh in a 5-3 Pittsburgh win.
- 7 seconds by Stan Gilbertson (Washington), Nov. 12, 1975 at Washington in a 6-6 tie.

**FASTEST GOAL START OF 3RD PERIOD,**

PITTSBURGH: 12 seconds by Greg Polis, April 1, 1972 at Philadelphia in a 4-4 tie.

OPPONENT: 13 seconds by Jannie Ojanen (New Jersey), Oct. 24, 1992 at New Jersey in a 4-3 Pittsburgh win.

EARLIEST WINNING GOAL,

PITTSBURGH: 32 seconds by Martin Straka, March 13, 1999 vs. Philadelphia in a 4-0 Pittsburgh win.

OPPONENT: 9 seconds by Ross Lonsberry (Philadelphia), Oct. 9, 1983 in an 11-0 Philadelphia win.

FASTEST TWO GOALS FROM START OF GAME,

PITTSBURGH: 29 seconds by George Ferguson & Greg Malone, Dec. 6, 1980 vs. Chicago in a 6-4 Pittsburgh win.

OPPONENT: 40 seconds by Tim Kerr & Bill Barber (Philadelphia), Oct. 9, 1983 at Philadelphia in 7-1 Philadelphia win.

FASTEST OVERTIME GOAL,

PITTSBURGH: 13 seconds by Kevin Stevens, March 21, 1991 vs. NY Rangers in a 5-4 Pittsburgh win.

24 seconds by Charlie Simmer, Jan. 23, 1988 at Montreal in a 4-3 Pittsburgh win.

OPPONENT: 8 seconds by Tony Amonte (NY Rangers), Feb. 21, 1994 at NY Rangers in a 4-3 NY Rangers win.

35 seconds by Dave Andreychuk (Buffalo), Feb. 8, 1984 at Pittsburgh in a 6-5 Buffalo win.

FASTEST GOALS - INDIVIDUALS

FASTEST TWO GOALS

PITTSBURGH: 7 seconds by Martin Straka, Feb. 11, 2000 vs. Edmonton vs. Tommy Salo in a 2-2 tie.

7 seconds by Wally Boyer, March 5, 1970 at Detroit vs. Roy Edwards in a 5-3 Detroit win.

8 seconds by Shawn McEachern, Oct. 22, 1992 vs. Detroit vs. Tim Cheveldae in a 9-6 Pittsburgh win.

9 seconds by Darryl Edestrand, March 12, 1972 at Boston vs. Gerry Cheevers in a 4-4 tie.

OPPONENT: 5 seconds by Sylvain Turgeon (Hartford), March 28, 1987 at Hartford vs. Pat Riggan in a 5-4 Hartford win.

FASTEST TWO ASSISTS

PITTSBURGH: 7 seconds by Ron Schock, March 5, 1970 at Detroit on goals by Wally Boyer in a 5-3 Detroit win.

OPPONENT: 6 seconds by Pete Mahovlich (Montreal), April 2, 1975 at Montreal in a 6-0 Montreal win.

FASTEST THREE GOALS

PITTSBURGH: 4:17 by Lowell MacDonald, Nov. 13, 1973 vs. Minnesota vs. Cesare Maniago in a 5-2 Pittsburgh win.

OPPONENT: 1:18 by Derek King (NY Islanders), Oct. 15, 1991 vs. Tom Barrasso at NY Islanders in a 7-6 Pittsburgh overtime win.

FASTEST FOUR GOALS

PITTSBURGH: 14:54 by Mario Lemieux, Jan. 26, 1997 at Montreal vs. Jocelyn Thibault in a 5-2 Pittsburgh win.

OPPONENT: 34:40 by Stan Gilbertson (Washington), April 6, 1975 vs. Bob Johnson at Washington in an 8-4 Washington win.



ENTRY DRAFT SELECTIONS

RD.	OV.	NAME	POS.	TEAM	RD.	OV.	NAME	POS.	TEAM
1967					1974				
1	2nd	Steve Reza	C	Belleville	1	8th	Pierre Larouche	C	Sorel
2	11th	Bob Smith	C	Sault Ste. Marie	2	26th	Traded to St. Louis with Brian Watson and Greg Polis for Bob Kelly, Steve Durban and Al DeMarco		
1968					2	27th	Jacques Cossette	RW	Sorel
1	4th	Gary Swain	LW	Niagra Falls	(Choice acquired from Detroit for Roy Edwards)				
2	14th	Ron Snell	RW	Regina	3	44th	Traded to Detroit for Roy Edwards		
3	21st	Dave Simson	D	Wexford	4	82nd	Mario Faubert	D	St. Louis Univ.
1969					5	80th	Bruce Abemart	G	London
1	Traded to Boston for Jean Pronovost				6	98th	William Schneider	LW	U. of Minnesota
2	15th	Rick Kessel	C	Oshawa	7	116th	Robbie Laird	LW	Regina
3	26th	Michel Briere	C	Shawinigan	8	133rd	Larry Finck	D	St. Catharines
4	38th	Yvon Labre	D	Toronto	9	150th	Jim Chicoyne	D	Brandon
5	50th	Rusly Patenaude	RW	Calgary	10	166th	Rick Ulrich	RW	Regina
6	62nd	Paul Haganason	G	Toronto	11	181st	Serge Gamelin	RW	Sorel
1970					12	195th	Richard Perron	D	Quebec
1	7th	Greg Polis	LW	Estevan	13	206th	Richard Hindmarch	RW	Calgary Univ.
2	21st	John Stewart	LW	Fin. Flor.	14	216th	William Davis	D	Colgate Univ.
3	35th	Larry Bignell	D	Edmonton	15	223rd	J.D. Mathers	D	Northeastern Univ.
4	40th	Connie Forey	LW	Ottawa	1975				
5	63rd	Steve Cardwell	LW	Oshawa	1	13th	Gordon Laxton	G	New Westminster
6	77th	Rob Fitzhener	C	Brandon	2	31st	Russ Anderson	D	U. of Minnesota
7	90th	Jim Pearson	D	St. Catharines	3	49th	Paul Baxter	D	Winnipeg
8	112th	Cam Newton	G	Kitchener	4	87th	Su Youger	LW	Michigan Tech
9	120th	Ron Lemieux	RW	Dauphin	5	85th	Kim Cackson	D	Victoria
1971					6	103rd	Peter Morris	LW	Victoria
1	4th	Traded in St. Louis for Ron Schock			7	121st	Mike Will	C	Edmonton
2	18th	Brian McKenzie	C	St. Catharines	8	139th	Tapio Levo	D	Finland Nationals
3	32nd	Joe Norris	D	Toronto	9	155th	Bryan Shutt	LW	Bowling Green
4	46th	Gerry Matte	D	Oshawa	10	170th	Frank Salive	G	Peterborough
5	60th	Dave Murphy	G	North Dakota	11	185th	John Glynn	D	Vermont Univ.
6	74th	Ian Williams	RW	Notre Dame	12	196th	Lex Hudson	D	Denver Univ.
7	88th	Doug Elliot	D	Harvard	13	202nd	Dan Tsubouchi	RW	St. Louis Univ.
1972					14	206th	Bronislaw Stankovsky	LW	Fargo-Moorehead
1	4th	Traded to Minnesota for Bob Woytowich			15	217th	Kelly Secord	RW	New Westminster
2	16th	Jack Lynch	D	Oshawa	1976				
2	30th	Bernie Lukowich	LW	New Westminster	1	2nd	Bair Chapman	RW	Saskatoon
(Choice acquired from NY Rangers)					(Choice acquired from Kansas City with Simon Nolef & Ed Gilber for Steve Durban & Chuck Aranson)				
3	40th	Denis Herron	G	Trois Rivières	1	11th	Traded to Kansas City with Steve Durban & Chuck Aranson for Simon Nolef & Ed Gilber		
4	56th	Ron Lalonde	C	Peterborough	2	19th	Greg Malone	C	Oshawa
5	72nd	Brian Walker	C	Calgary	3	47th	Morris Lukowich	LW	Medicine Hat
6	88th	Jeff Ablett	LW	Medicine Hat	4	65th	Greg Redquist	G	Kingsbn
7	104th	D'Arcy Keating	D	Notre Dame	5	83rd	Brendan Lowe	D	Sherbrooke
8	120th	Yves Bergeron	LW	Shawinigan	6	101st	Vic Sirko	D	Oshawa
9	136th	Jay Babcock	LW	London	1977				
9	148th	Don Ambison	G	Saskatoon	1	12th	Traded to Toronto for Rick Kehoe		
1973					2	25th	Jim Hamilton	LW	London
1	7th	Blaine Stoughton	RW	Fin. Flor.	3	48th	Kim Davis	LW	Fin. Flor.
2	23rd	Wayne Blanchin	LW	Fin. Flor.	4	66th	Mark Johnson	C	U. of Wisconsin
2	27th	Colin Campbell	D	Peterborough	5	84th	Traded to Los Angeles for Mike Corrigan		
(Choice acquired from Detroit for Roy Edwards)					6	102nd	Greg Millen	G	Peterborough
3	39th	Traded to Detroit for Andy Brown							
4	55th	Dennis Ovechar	D	Toronto					
5	71st	Guido Tenesi	D	Oshawa					
6	87th	Don Soling	LW	Oshawa					
7	103rd	Terry Ewastuk	LW	Victoria					
8	119th	Fred Corrie	C	Edmonton					
9	134th	Gord Lane	D	New Westminster					
10	150th	Randy Amice	D	Medicine Hat					
11	164th	Don McLeod	G	Saskatoon					



ENTRY DRAFT SELECTIONS

RD.	OV.	NAME	POS.	TEAM	RD.	OV.	NAME	POS.	TEAM
1978					1983				
1	12th	Traded to Philadelphia for Orest Kindrachuk, Ross Lonsberry & Tom Badon			1	1st	Traded to Minnesota with George Ferguson for Ron Meighan & Anders Hakansson		
2	25th	Mike Meeker	RW	Peterborough	1	15th	Bob Errey	LW	Peterborough
3	42nd	Traded to Montreal for Don Awrey					(Choice acquired from Minnesota with Ron Meighan & Anders Hakansson)		
4	60th	Traded to NY Rangers for Dunc Wilson			2	22nd	Todd Charlesworth	D	Oshawa
4	61st	Shane Pearsall	LW	Ottawa	3	43rd	Traded to Montreal for Gilles Lupien		
		(Choice acquired from Los Angeles with Dave Schultz & Gene Carr for Syl Apps & Harland Monahan)			3	58th	Mike Rowe	D	Toronto
5	75th	Rob Garner	C	Toronto			(Choice acquired from Montreal for Gilles Lupien)		
1979					4	63rd	Frank Pietangelo	G	U. of Minnesota
1	10th	Traded to Washington for Harland Monahan			5	83rd	Traded to Toronto with Paul Marshall & Kim Davis		
2	31st	Paul Marshall	LW	Brantford	6	103rd	Pat Edmund	C	Hull Olympics
3	52nd	Bennet Wolf	D	Kitchener	7	123rd	Paul Ames	D	Billerica, MA (HS)
4	73rd	Brian Cross	D	Brantford	8	143rd	Traded to Hartford with Russ Anderson for Rick MacLeish		
5	94th	Nick Ricci	G	Niagra Falls	9	163rd	Mary Mania	RW	Cloquet, MN (HS)
6	115th	Marc Chorney	D	North Dakota Univ.	10	183rd	Alec Haidy	RW	Seult Ste. Marie
1980					11	203rd	Garth Hildebrand	LW	Calgary
1	9th	Mike Bullard	C	Brantford	12	223rd	Dave Hoertz	D	Regina
2	30th	Traded to Chicago for Dale Tallon			1984				
3	51st	Randy Boyd	D	Ottawa	1	1st	MARIO LEMIEUX	C	Laval
4	72nd	Tony Feltrin	D	Victoria	1	9th	Doug Bodger	D	Kamloops
5	93rd	Doug Shedden	RW	Seult Ste. Marie			(Acquired from Winnipeg with Moe Mantha for Randy Carlyle)		
6	114th	Pat Graham	LW	Niagra Falls	1	16th	Roger Belanger	RW	Kingston
7	135th	Traded to Winnipeg for future considerations					(Acquired from Philadelphia as part of Rich Suter Trade)		
8	156th	Robert Geale	C	Portland	2	22nd	Traded to Philadelphia in Rich Suter Trade		
9	177th	Brian Lundberg	D	U. of Michigan	3	43rd	Traded to Philadelphia in Rich Suter Trade		
10	198th	Steve McKenzie	D	St. Albert	3	58th	Traded to Vancouver for Keith McCarthy		
1981					4	64th	Mark Teevans	RW	Peterborough
1	7th	Traded to Montreal for Rod Stull			5	85th	Arto Javanainen	RW	Finland
2	28th	Steve Gazos	RW	Seult Ste. Marie	6	106th	Traded to Edmonton with Kevin McClelland for Tom Roulston		
3	49th	Tom Thornbury	D	Niagra Falls	7	127th	Tom Ryan	D	N. Newton, MN (HS)
4	70th	Norm Schmidt	D	Oshawa	8	148th	Traded to St. Louis for Gary Edwards		
5	91st	Traded to Washington for Gary Riesling			9	169th	Jon Del Col	LW	Toronto
6	109th	Paul Edwards	D	Oshawa	10	189th	Steve Hurt	RW	Hill-Murray, MN (HS)
7	133rd	Geoff Wilson	RW	Winnipeg	11	210th	Jim Steen	C	Moorhead, MN (HS)
8	154th	Mitch Lamoureux	C	Oshawa	12	250th	Mark Zlotob	LW	Streetsville Jr. 'B'
9	175th	Dean DeFazio	LW	Brantford	1985				
10	196th	Dave Hannan	C	Brantford	1	2nd	Craig Simpson	C	Michigan St.
1982					2	23rd	Lee Gillin	RW	Oshawa
1	10th	Rich Suter	RW	Lethbridge	3	44th	Traded to Montreal for Denis Herron		
2	31st	Traded to Montreal with Denis Herron for Pat Hughes & Rob Holland			3	58th	Bruce Racine	G	Northeastern U.
2	36th	Tim Hrynewich	LW	Sudbury			(Choice acquired from Hartford for Greg Malone)		
		(Choice acquired from Minnesota for Mark Johnson)			4	65th	Traded to Boston for Randy Hiller		
3	52nd	Troy Loney	LW	Lethbridge	5	86th	Steve Gogas	C	Prince Albert
4	73rd	Traded to Toronto for Paul Harrison			6	114th	Stuart Marston	D	Longue
5	94th	Grant Sasser	C	Portland			(Choice acquired from Los Angeles for Marc Chorney)		
6	115th	Traded to Toronto for Greg Hotham			7	128th	Steve Titus	G	Cornwall
7	136th	Grant Coure	D	Lethbridge	8	149th	Paul Sambon	D	Catholic Mem., MA (HS)
8	157th	Peter Derksen	LW	Portland	9	170th	Jim Paek	D	Oshawa
9	178th	Greg Gravel	C	Windsor	10	191st	Steve Shaunessy	D	Reading, MA (HS)
10	199th	Su Wenasa	D	Winnipeg	11	212th	Doug Greshchuck	D	St. Albert
11	220th	Chris McCauley	RW	London	12	233rd	Greg Choules	LW	Chicouctim
12	241st	Stan Bautch	G	Hibbing, MN (HS)					



ENTRY DRAFT SELECTIONS

RD.	OV	NAME	POS.	TEAM	RD.	OV	NAME	POS.	TEAM
1986									
1	4th	Zarley Zalapski	D	Team Canada	1	5th	Jaromir Jagr	RW	Kladno, Czech Rep.
2	25th	Dave Capuano	C	Mt. St. Charles, RI (HS)	2	26th	Traded to Calgary for Joe Mullen		
3	46th	Brad Aiken	LW	Sault Ste. Marie	3	47th	Traded to Philadelphia for Wendell Young		
4	67th	Rob Brown	C	Kamloops	3	61st	Joe Dziedzic	LW	Edison, MN (HS)
5	88th	Sandy Smith	C	Brainerd, MN (HS)			(Acquired from Buffalo in Tom Barasso Trade)		
6	109th	Jeff Daniels	LW	Oshawa	4	68th	Chris Tamer	D	U. of Michigan
7	130th	Doug Hobson	D	Prince Albert	5	89th	Brian Farrell	C	Avon Old Farms, Prep
8	151st	Steve Rohlik	LW	Hill-Murray, MN (HS)	6	107th	IAN MORAN	D	Belmont Hill Prep, MA (HS)
9	172nd	Dave McLwain	C	North Bay			(Acquired from Vancouver in Rod Buskas trade)		
10	193rd	Kelly Cain	C	London Knights	6	110th	Denis Casey	G	Colorado College
11	214th	Stan Drulia	RW	Belleville	7	130th	MIKA VALILA	C	Tappara, Finland
12	235th	Rob Wilson	D	Sudbury			(Acquired from Philadelphia in Wendell Young trade)		
1987									
1	5th	Chris Joseph	D	Seattle	7	131st	Ken Paquin	D	Michigan Tech
2	26th	Richard Tabarecci	G	Cornwall Royals	7	145th	Pat Nealon	D	U. of Michigan
3	47th	Jamie Leach	RW	Hamilton			(Acquired from Buffalo in Wayne Van Dorp trade)		
4	68th	Risto Kurkinen	LW	Jyppyt, Finland	8	152nd	Peteri Koskimaki	C	Boston University
5	89th	Jeff Weaver	D	Hamilton	9	173rd	Ladislav Karabin	LW	Bratislava
6	110th	Shawn McEachern	C	Malgon, MA (HS)	10	194th	Timothy Fingerhut	LW	Canterbury Prep, NJ (HS)
7	131st	Jim Boddien	C	Chatham, Jr. "B"	11	215th	Michael Thompson	RW	Michigan State
8	152nd	JIRIKUCERA	RW	Duika Jihlava	12	236th	Brian Bruininks	D	Colorado College
9	173rd	Jack MacDougall	RW	New Prep, MA					
10	194th	Daryn McBride	C	Denver Univ.					
11	215th	Mark Carleton	LW	Philadelphia Jrs.					
12	236th	Ake Liljehjorn	G	Brynäs, Finland					
1988									
1	4th	Darrin Shannon	LW	Windsor	1	16th	Martus Naslund	LW	MoDo, Sweden
2	25th	Mark Major	LW	North Bay	2	38th	Rusty Fitzgerald	C	DuSuth-East, MN (HS)
3	46th	Traded to Montreal for Perry Ganchar			3	60th	Shane Peacock	D	Lethbridge
3	62nd	Daniel Gauthier	LW	Victoriaville	4	82nd	Joe Tamminen	C	Virginia, MN (HS)
		(Choice acquired from Montreal in Perry Ganchar deal)			5	104th	Robert Melanson	D	Hull Olympiques
4	67th	Mark Recchi	C	Kamloops	6	126th	Brian Clifford	C	Nichols Academy Prep
5	88th	Greg Andrusak	D	U. of Minnesota	7	148th	Ed Patterson	RW	Kamloops
6	109th	Traded to Los Angeles with Chris Kontos for Bryan Erickson			8	170th	Peter McLaughlin	LW	Belmont Hill Prep, MA
7	130th	Troy Mick	LW	Portland	9	192nd	Jeff Lemke	G	Omaha
8	151st	Jeff Blaeser	LW	St. John's Prep, MA (HS)	10	214th	Chris Tok	D	Greenway, MN (HS)
9	172nd	Rob Gaudreau	RW	Bishop Hendrickson (HS)	11	236th	Pau Dyck	D	Moose Jaw
10	193rd	Don Panceco	LW	Hamilton	12	255th	Pasi Huura	D	Ives, Finland
11	214th	Cory Layton	LW	St. Cloud Apollo (HS)					
12	235th	Darren Stok	D	Lethbridge					
1989									
1	16th	Jamie Heward	RW	Regina	1	16th	MARTIN STRAKA	C	Skoda Plzen
2	37th	Paul Leus	D	Niagra Falls	2	43rd	Marc Hussey	D	Moose Jaw
3	58th	John Brill	RW	Grand Rapids	3	67th	Travis Thiesen	D	Moose Jaw
4	79th	Todd Nelson	D	Prince Albert	4	91st	Todd Klassen	D	Tri-City
5	100th	Tom Nevers	C	Edina, MN (HS)	5	115th	Phillipe Derouville	G	College Francais
6	121st	Mike Markovych	D	U. of Colorado	6	139th	Alem Kopot	D	Traktor Chelyabinsk.
6	126th	Mike Needham	RW	Kamloops	7	163rd	JAN ALINC	C	Litvinov, Czech
		(Choice acquired from Calgary for Steve Guenette)			8	187th	Fran Bussey	C	Dukuth-East, MN (HS)
7	142nd	Pat Schafhauser	D	Hill-Murray, MN (HS)	9	211th	Brian Bonn	C	White Bear Lake, MN
8	163rd	Dave Schulz	C	Victoria	10	235th	Brian Callahan	LW	Belmont Hill Prep, MA
9	184th	Andrew Wolf	D	Victoria					
10	205th	Greg Hagen	RW	Hill-Murray, MN (HS)					
11	235th	Scott Farrell	D	Spokane					
1993									
1	26th	Stefan Bergkvist	D	Leksand, Sweden					
2	52nd	Domenic Pitts	C	Lethbridge					
3	82nd	Dave Roche	LW	Peterborough					
4	104th	Jonas Andersson-Junka	D	Kiruna					
5	130th	Chris Kelleher	D	St. Sebastian's (HS)					
6	156th	Patrick Lalime	G	Shawinigan					
7	182nd	Stam Selneser	LW	Red Deer					
8	208th	Larry McMorrin	C	Seattle					
9	234th	Tim Harberts	C	Wayzata (HS)					
10	260th	Leonid Toropchenko	C	Springfield					
11	286th	HANS JONSSON	D	MoDo					



ENTRY DRAFT SELECTIONS

RD.	OV	NAME	POS.	TEAM	RD.	OV	NAME	POS.	TEAM
1994					1997				
1	24th	Chris Wells	C	Seattle	1	17th	ROBERT DOME	RW	Las Vegas (HL)
2	50th	Richard Park	C	Belleville	2	44th	Brian Gaffaney	D	N. Iowa
3	57th	Sven Butenschon	D	Brandon	3	71st	JOSEF MELICHAR	D	Budjovice
		(Acquired from Hartford in Frank Pietrangolo trade)			4	97th	ALEXANDRE MATHIEU	C	Hallux
3	73rd	Greg Crozier	LW	Lawrence Academy	5	124th	Harlan Pratt	D	Prince Albert
		(Acquired from Boston in Paul Stanbury trade)			6	152nd	PETR HAVELKA	LW	Sparta Praha
3	76th	Alexei Krivchenkov	D	CSKA	7	179th	MARK MOORE	D	Harvard
4	102nd	Thomas O'Connor	D	Springfield	8	208th	ANDREW FERENCIE	D	Portland
5	128th	Clint Johnson	LW	Duluth-East, MN (HS)	9	234th	ERIC LING	D	Avon Old Farms
6	154th	Valentin Morozov	C	CSKA	1998				
7	161st	Serge Aubin	C	Granby	1	23rd	MILAN KRAFT	C	Pizen
		(Acquired from Hartford in Frank Pietrangolo trade)			2	54th	ALEXANDER ZEVAKHIN	LW	CSKA
7	180th	Drew Palmer	D	Seattle	3	80th	David Cameron	C	Prince Albert
8	206th	Boris Zelenko	LW	CSKA	4	110th	Scott Myers	G	Prince George
9	232nd	Jason Godbout	D	Hill-Murray, MN (HS)	5	134th	ROBERT SCUDERI	D	NY AppleCore
10	258th	Mikhail Kazakevich	C	Yaroslavl	6	169th	JAN FADRNY	C	Slavia Jr.
11	284th	Brian Leiza	G	Sioux City	7	196th	Joel Scherban	C	London
1995					8	224th	MIKA LEHTO	G	Assat Jr.
1	24th	ALEKSEY MOROZOV	RW	Krylja Sovetov	9	244th	TOBY PETERSEN	C	Colorado
2	50th	Traded to Los Angeles in Luc Robitaille trade			9	254th	Matt Hussey	C	Avon Old Farms
3	76th	JEAN-SEBASTIEN AUBIN	G	Sherbrooke	1999				
4	102nd	Oleg Belov	C	CSKA	1	18th	KONSTANTIN KOLTSOV	RW	Cherepovec
5	128th	JAN HRDINA	RW	Seattle	2	51st	MATT MURLEY	LW	RPI
6	154th	Alexei Kolkunov	C	Krylja Sovetov	2	57th	Jeremy Van Hool	D	Ottawa
7	180th	Derrick Pyke	RW	Hallux	3	86th	SEBASTIEN CARON	G	Rimouski
8	206th	Sergei Voronov	D	Dynamo Moscow	4	115th	RYAN MALONE	LW	Omaha
9	232nd	Frank Ivankovic	G	Oshawa	5	144th	TOMAS SKVARIDLO	C	Zvolen Jr.
1996					5	157th	VLADIMIR MALENKYKH	D	Togliatti
1	23rd	Craig Hillier	G	Ottawa	6	176th	DOUG MEYER	LW	Minnesota
2	28th	Pavel Skrbek	D	Kladno	7	204th	TOM KOSTOPOULOS	RW	London
		(Acquired from NJ Devils for 41st & 49th picks)			8	233rd	DARCY ROBINSON	D	Saskatoon
2	41st	Traded to New Jersey for 28th pick			9	261st	ANDREW McPHERSON	LW	RPI
2	49th	Traded to New Jersey for 28th pick			2000				
3	72nd	Boyd Kane	LW	Regina	1	18th	BROOKS ORPK	D	Boston College
		(Acquired from Boston in Glen Murray & Brian Smolinski trade)			2	52nd	SHANE ENDICOTT	C	Seattle
3	77th	Boris Prosenko	RW	Calgary	3	84th	PETER HAINRLK	G	Skalica
4	105th	MICHAL ROZSVAL	D	Jihlava	4	124th	MICHEL OUBLETT	RW	Rimouski
5	132nd	Traded to San Jose for Kevin Miller			5	146th	DAVID KOCI	D	Sparta Praha Jr
6	150th	Peter Bergman	C	Kamloops	6	185th	PATRICK FOLEY	LW	New Hampshire
6	159th	Traded to St. Louis for J.J. Daigneault			7	216th	JIM ABBOTT	LW	New Hampshire
7	170th	Traded to Edmonton for Tyler Wright			8	248th	STEVE CHAMPTON	RW	Moose Jaw
7	186th	ERIC MELOCHE	RW	Cornwall	9	273rd	Roman Smicek	C	HPK
8	212th	Traded to Ottawa for Dave McLlwain			9	280th	NICK BOUCHER	G	Dartmouth
9	238th	TMO SEKKULA	LW	Junkkarit					



MELLOR ARENA RECORDS

TEAM RECORDS**Most Goals In One Game:**

Pittsburgh 12 - Dec. 26, 1991 - in a 12-1 win vs. Toronto
 March 15, 1975 - in a 12-1 win vs. Washington.
 Opponent 11- Nov. 25, 1992 - by NY Rangers in an 11-3 win at Pittsburgh

Most Shots in Game:

Pittsburgh 65 - March 15, 1975 - in a 12-1 win vs. Washington.
 Opponent 55 - October 23, 1976 - by Montreal in a 9-1 win at Pittsburgh.

Most Penalty Minutes in a Game:

Pittsburgh 144 - January 19, 1980 - in a 5-2 loss vs. Edmonton.
 Opponent 123 - January 19, 1980 - by Edmonton in a 5-2 win at Pittsburgh.

Most Goals in a Period:

Pittsburgh 8 - Dec. 17, 1991 - in a 10-2 win vs San Jose. (2nd period)
 Opponent 8 - Six times - last time - Nov. 25, 1992 by NY Rangers in an
 11-3 win at Pittsburgh. (3rd Period)

INDIVIDUAL RECORDS**Most Goals in a game:**

Pittsburgh 5 - Mario Lemieux, March 26, 1996 in an 8-4 win vs. St. Louis.
 5 - Mario Lemieux, Dec. 31, 1988 in an 8-6 win vs. New Jersey
 Opponent 4 - John Madden (New Jersey), Oct. 28, 2000 - in a 9-0 win.
 Randy McKay (New Jersey), Oct. 28, 2000 - in a 9-0 win.
 Mike Ridley (Washington), Oct. 11, 1988 - in an 8-7 loss.
 Wayne Gretzky (Edmonton), Feb. 22, 1984 - in a 9-2 win.
 Denis Maruk (California), Nov. 18, 1975 - in a 5-3 win.

Most Assists in a Game:

Pittsburgh 6 - Mario Lemieux, Nov. 1, 1995 - in a 10-0 win vs. Tampa Bay.
 Mario Lemieux, Oct. 15, 1988 - in a 9-2 win vs. St. Louis.
 Greg Malone, Nov. 28, 1979 - in a 7-2 win vs. Quebec.
 Ron Stackhouse, March 8, 1975 - in a 8-2 win vs. Philadelphia.
 Opponent 6 - Patrik Sundstrom (Vancouver), Feb. 29, 1984 - in 9-5 win at Pit.

Most Points in a Game:

Pittsburgh 8 - Mario Lemieux, Dec 31, 1988 - in an 8-6 win vs. New Jersey.
 Mario Lemieux, Oct. 15, 1988 - in a 9-2 win vs. St. Louis.
 Opponent 7 - Patrik Sundstrom, (Vancouver), Feb. 29, 1984 - in a 9-5 win at
 Pittsburgh.

Most Penalty Minutes in a Game:

Pittsburgh 51 - Russ Anderson, Jan. 19, 1980 - in a 5-2 loss vs. Edmonton.
 Opponent 34 - Dave Lumley (Edmonton), Jan. 19, 1980 - in a 5-2 win at
 Pittsburgh.

Most Saves in a Game:

Pittsburgh 51 - Tom Barrasso, Jan. 31, 1998 - in a 4-2 win vs. Detroit.
 Opponent 53 - Wayne Thomas, (Montreal), March 10, 1974 - in a 5-4 win at
 Pittsburgh.



THIS DAY IN PENGUINS HISTORY

- June 5, 1967** - Pittsburgh Penguins franchise joins the National Hockey League
- October 11, 1967** - Penguins first NHL game is played at the Civic Arena vs Montreal. Penguins lose to Montreal, 2-1, with 9,307 fans on hand. Andy Bathgate scores the Penguins first goal.
- October 13, 1967** - Penguins record first victory as they defeat St. Louis, 3-1, on the road.
- February 3, 1968** - Penguins first sellout at Civic Arena vs. Toronto (12,563).
- March 22, 1968** - Donald Parsons heads a Michigan group which purchases 80% of the Penguins franchise.
- April 1, 1970** - Penguins defeat Philadelphia, 4-1, to clinch second place in the Western Division, putting them in the playoffs for the first time.
- April 8, 1970** - Penguins defeat Oakland, 2-1, in club's first playoff game.
- May 21, 1970** - Jack Riley, club's general manager for first three years, is promoted to president and coach Red Kelly is promoted to general manager/coach.
- April 13, 1971** - Michel Briere dies from injuries suffered in an auto accident on May 15, 1970.
- April 21, 1971** - Thayer Potter heads a Pittsburgh group which buys the team.
- January 29, 1972** - Red Kelly steps down as general manager but remains coach and Jack Riley regains general manager duties.
- January 30, 1973** - Greg Polis wins MVP honors at NHL All-Star Game in New York after scoring two goals.
- January 13, 1974** - Jack Button is named general manager of the Penguins.
- January 22, 1975** - Syl Apps named MVP in the NHL All-Star Game in Montreal after scoring two goals.
- February 22, 1975** - Penguins defeat St. Louis, 3-2, to establish a 20-game home unbeaten streak, which is still a club record.
- June 13, 1975** - Pittsburgh Penguins declare bankruptcy.
- July 11, 1975** - Albert Savill, Otto Frenzel and Wren Blair buy Penguins.
- July 29, 1975** - Marc Boileau rehired as coach.
- March 24, 1976** - Jean Pronovost becomes the first Penguin to score 50 goals in a season and Pierre Larouche becomes first Penguin to record 100 points in one season vs. Boston.
- December 3, 1976** - Aidege "Baz" Bastien named club's general manager.
- April 5, 1978** - Edward J. DeBartolo takes control of the club, having purchased one-third of the franchise the year before.
- January 3, 1980** - Penguins defeat New York Islanders, 4-3, to gain first place in the Norris Division for the first time in club history.
- January 30, 1980** - Black and gold uniform worn for the first time vs. St. Louis.
- December 13, 1980** - Paul Gardner becomes first Penguins player to score four goals in one game in a 6-5 loss to Philadelphia.
- June 3, 1981** - Randy Carlyle named to NHL First All-Star Team.
- June 4, 1981** - Randy Carlyle wins the Norris Trophy as the league's best defenseman and Fick Kehoe wins the Lady Byng Trophy as the player who combines sportsmanship with a high standard of play.
- July 1, 1981** - Edward J. DeBartolo takes over the Civic Arena.
- February 21, 1982** - Penguins defeat the New York Islanders, 4-3, to break their then NHL Record 15-game winning streak.
- March 15, 1983** - General Manager Baz Bastien dies as a result of an auto accident.
- May 27, 1983** - Ed Johnston is promoted to general manager.
- June 9, 1984** - Penguins draft Mario Lemieux, Doug Bodger and Roger Belanger in the first round of Entry Draft, marking the only time in club history that Pittsburgh selected more than one player in the first round. It is also the only time the Penguins have chosen first overall.
- June 19, 1984** - Mario Lemieux signs a contract with the Penguins.
- February 12, 1985** - Mario Lemieux is named MVP in the NHL All-Star Game in Calgary after scoring two goals and one assist.
- April 7, 1985** - Mario Lemieux scores his 100th point to become the third rookie in NHL history to score 100 or more points in a season.
- June 12, 1985** - Mario Lemieux wins the Calder Memorial Trophy as the NHL's top rookie.
- May 26, 1986** - Mario Lemieux wins the Lester B. Pearson Award presented by the Players' Association to the Outstanding Player in the NHL.
- October 22, 1986** - Penguins defeat Buffalo, 5-4, in OT to extend their club record beginning of the season winning streak to seven games.
- February 9, 1988** - Mario Lemieux is named MVP in NHL All-Star Game in St. Louis after scoring three goals, including the game winner in OT, and three assists.
- April 14, 1988** - Tony Esposito is hired by Penguins and assumes duties of vice-president and general manager.
- June 8, 1988** - Mario Lemieux wins the Art Ross Trophy as the NHL's leading scorer and Hart Memorial Trophy as the league's MVP, becoming the first Penguin to win either award.
- June 15, 1988** - Mario Lemieux wins the Lester B. Pearson Award for the second time in his career.
- December 31, 1988** - Mario Lemieux becomes the first player in NHL history to score a goal five ways in one game: at even strength, on the power-play, short-handed, on a penalty shot and into an empty net.
- April 25, 1989** - Mario Lemieux ties two NHL playoff records with five goals and eight points in one playoff game vs Philadelphia in the Penguins 10-7 win.
- June 7, 1989** - Mario Lemieux wins his second consecutive Art Ross Trophy as the league's top scorer with 199 points.
- December 5, 1989** - Craig Patrick is named general manager/head coach replacing Tony Esposito and Gene Ubriaco.
- January 21, 1990** - Pittsburgh's Civic Arena plays host to the NHL All-Star Game for the first time and Penguins center Mario Lemieux wins the MVP award. Lemieux scores four goals on his way to his third All-Star MVP award.
- February 14, 1990** - Mario Lemieux's 46-game point scoring streak is halted at the New York Rangers as he leaves the game midway in the second period with a back injury. Lemieux would miss the next 21 games before returning for the final game of the year.
- June 12, 1990** - Bob Johnson is hired as the head coach and Scotty Bowman is named director of development and recruitment.
- December 22, 1990** - Paul Coffey records his 1,000th career NHL point at New York against the Islanders.
- March 26, 1991** - Penguins win their first division title, capturing the Patrick Division crown with a 7-4 win at Detroit.
- April 25, 1991** - With a 4-1 win vs. Washington, the Penguins win their first Patrick Division Playoff Championship.
- May 11, 1991** - The Penguins earn the right to play for their first Stanley Cup Championship, beating the Boston Bruins to capture their first Wales Conference Championship.
- May 25, 1991** - With an 8-0 victory over the Minnesota North Stars, the Penguins become Stanley Cup Champions for the first time in their 24-year history.
- June 24, 1991** - The Penguins visit the White House and meet President George Bush, becoming the first NHL team invited to the White House.



August 29, 1991 - Penguins Head Coach Bob Johnson is diagnosed with brain tumors, and has emergency surgery that night.

October 1, 1991 - Scott Bowman is named interim head coach.

October 19, 1991 - Stanley Cup Championship Banners are raised to the Civic Arena in a pre-game ceremony

October 26, 1991 - In a game against the New York Islanders, Paul Coffey records his 1,053rd career point to become the NHL's All-Time leading scorer among defensemen, passing Denis Potvin.

November 19, 1991 - The National Hockey League confirms Howard Baldwin, Morris Belzberg and Thomas Ruta as new Penguins ownership.

November 26, 1991 - Bob Johnson passes away at his home in Colorado Springs, CO at the age of 60.

January 18, 1992 - Pittsburgh has a record five players in the NHL All-Star Game at Philadelphia. Mario Lemieux, Kevin Stevens, Jaromir Jagr and Paul Coffey are named to the starting Wales Conference lineup while Bryan Trottier is added to the team in the veterans category.

January 30, 1992 - Craig Patrick is signed to a five-year contract as general manager and executive vice-president.

March 24, 1992 - Mario Lemieux records his 1,000th career NHL point at Detroit in only his 513th career game, becoming the second fastest player to record 1,000 points in NHL history.

April 1, 1992 - NHL players go on strike.

April 10, 1992 - NHL players' strike ends.

April 12, 1992 - NHL games resume after the conclusion of the players' strike.

May 13, 1992 - Penguins defeat the New York Rangers in six games to capture the Patrick Division Playoff Title.

May 23, 1992 - Penguins defeat the Boston Bruins in four games to win the Wales Conference Championship for the second consecutive season.

June 1, 1992 - Penguins defeat the Chicago Blackhawks in four games to win back-to-back Stanley Cup Championships.

June 12, 1992 - Penguins unveil new team logo at a press conference.

June 23, 1992 - Bob Johnson, Rick Kehoe and Joan Pronovost are named charter members of the Penguins Hall of Fame.

October 5, 1992 - Mario Lemieux signs a multi-year contract.

October 8, 1992 - Stanley Cup Banners are raised in a pre-game ceremony at the Civic Arena.

October 22, 1992 - Formal inductions of the Charter members of the Penguins Hall of Fame are held in a pre-game ceremony.

January 12, 1993 - The Penguins announce that Mario Lemieux has been diagnosed with Hodgkin's disease.

March 2, 1993 - Mario Lemieux returns to the Penguins lineup in Philadelphia after missing the previous 23 games.

March 28, 1993 - The Penguins win their second Patrick Division Title with a 4-1 victory at Washington.

April 3, 1993 - Penguins win their first President's Trophy as the NHL's best team with a 5-3 win at Quebec.

April 9, 1993 - Penguins set an NHL record for the longest winning streak in NHL history, with their 18th consecutive win, a 10-4 victory at the New York Rangers. The Penguins extend the record to 17 games with a 4-2 win vs. the Rangers on April 10.

June 15, 1993 - Jack Kelley named Penguins president.

June 17, 1993 - Mario Lemieux wins the Hart Memorial Trophy, the Art Ross Trophy, the Masterton Trophy and the Lester B. Pearson Award.

June 17, 1993 - Mario Lemieux is named to the NHL First All-Star Team, while Tom Barrasso, Larry Murphy and Kevin Stevens are named to the NHL's Second All-Star Team.

June 29, 1993 - The Penguins and the Russian Central Army Team announce a working agreement.

October 28, 1993 - Ron Francis records his 1,000th career

NHL point against Quebec.

March 30, 1994 - Syl Apps is named to the Penguins Hall of Fame.

April 11, 1994 - The Penguins win their first Northeast Division Title, with a 4-0 win at Ottawa.

August 29, 1994 - Mario Lemieux announces that he will take a one year medical leave of absence.

September 30, 1994 - The NHL announces the postponement of the opening of the 1994-95 season.

January 11, 1995 - The NHL and the NHL Players' Association reach an agreement on a collective bargaining agreement.

January 20, 1995 - The 1994-95 season begins.

February 4, 1995 - The Penguins defeat Tampa Bay, 6-3, to tie a club record with their seventh consecutive victory from the start of the season.

February 7, 1995 - Joe Mullen records his 1,000th career point against the Florida Panthers, to become the first American-born player to record 1,000 or more points.

February 16, 1995 - The Penguins defeat the Hartford Whalers, 5-2, to extend their club record start of the season unbeaten streak to 13 games (12-0-1).

April 5, 1995 - Syl Apps formally inducted into the Penguins Hall of Fame.

May 3, 1995 - Jaromir Jagr records one assist against Florida, to win the 1994-95 NHL scoring title.

May 3, 1995 - Ron Francis wins the NHL's plus-minus award with a plus 30 rating.

May 20, 1995 - ICEOPLEX at Southpointe opens to the public.

July 6, 1995 - Jaromir Jagr named to the NHL First All-Star Team and Larry Murphy selected to the NHL Second All-Star Team.

Oct. 26, 1995 - Mario Lemieux scores his 500th career goal at the New York Islanders at 17:12 of the third period against Tommy Soderstrom.

April 26, 1996 - Dave Burrows and Edward J. DeBartolo are named to the Penguins Hall of Fame.

June 19, 1996 - Mario Lemieux wins his third Hart Trophy as the NHL's most valuable player and is also awarded the Lester E. Pearson Trophy for the third time.

June 27, 1996 - Craig Patrick signs a new five-year contract as the team's executive vice president and general manager.

June 27, 1996 - Elaine Heufelder is named to the Penguins Hall of Fame.

November 30, 1996 - Mario Lemieux becomes the ninth player in NHL history to record 1,400 points and Ron Francis becomes the ninth player to reach 900 assists vs. the Boston Bruins.

December 28, 1996 - Ron Francis records his 1,300th career point vs. the Buffalo Sabres.

January 4, 1997 - Jaromir Jagr records his 600th career point.

January 15, 1997 - Patrick Lalime sets the NHL record for best start by a rookie goaltender from the beginning of his career with a 3-0 win at Hartford. The win boosted his record to 13-0-2.

January 21, 1997 - Patrick Lalime sets the Penguins record for longest unbeaten streak with a 4-2 win vs. Calgary, running his record to 14-0-2.

January 26, 1997 - Mario Lemieux scores four goals in one period at Montreal, becoming the 11th player to accomplish the feat.

February 4, 1997 - Mario Lemieux scores his 600th goal vs. the Vancouver Canucks, becoming just the seventh player to reach the mark.

February 22, 1997 - Mario Lemieux moves past Stan Mikita for sixth place on the NHL scoring list.

March 3, 1997 - Craig Patrick takes over head coaching duties and Eddie Johnston is named assistant general manager.

March 14, 1997 - Joe Mullen scores his 500th career goal in a game against Colorado, becoming the first U.S.-born player to score 500.

March 20, 1997 - Patrick Lalime records his 20th win of the



- season, becoming the first Penguin rookie goaltender to reach 20 wins since the 1967-68 campaign when Les Binkley recorded 20.
- March 29, 1997** - Ron Francis scores his 400th career goal vs. the Los Angeles Kings, making the Penguins the first team to have players record their 400th, 500th and 600th goals in the same season.
 - April 3, 1997** - Mario Lemieux passes Bobby Hull for sixth place on the career goals list with his 611th vs. Hartford.
 - April 26, 1997** - Mario Lemieux plays his last game, a 6-3 playoff loss in Philadelphia.
 - May 8, 1997** - Roger Marino officially joins the Penguins ownership group.
 - May 13, 1997** - In a formal ceremony, Mayor Tom Murphy renames Auditorium Place, the street encircling the Civic Arena, Mario Lemieux Place. The Civic Arena's address becomes 66 Mario Lemieux Place.
 - June 12, 1997** - Kevin Constantine is introduced as the Penguins new head coach.
 - October 19, 1998** - Tom Barrasso records his 300th career win in a 4-1 win at Florida, becoming the first American-born goaltender to record 300 wins.
 - November 19, 1997** - Mario Lemieux's number 66 is retired and raised to the Civic Arena rafters in a pre-game ceremony before a standing room only crowd of 17,145.
 - January 29, 1998** - Ron Francis records his 1,400th career point, becoming the 11th player to reach the mark.
 - March 7, 1998** - Ken Wregget records his 200th NHL win in a 6-4 win vs. Philadelphia.
 - March 21, 1998** - Ron Francis becomes the seventh player to record his 1,000th career assist, and the Penguins become the 10th NHL team to reach the 1,000 win plateau with a 4-3 win over the Philadelphia Flyers.
 - March 29, 1998** - Ron Francis passes Bryan Trottier and moves into ninth place on the NHL all-time scoring list with his 1,426th career point.
 - April 15, 1998** - Jaromir Jagr records his 300th career goal vs. Tampa Bay. The Penguins clinch their third Northeast Division Championship (fifth division championship overall) with a 5-1 win over the Lightning.
 - April 19, 1998** - Jaromir Jagr collects his second NHL scoring title with 102 points (35+67).
 - October 13, 1998** - The Penguins file for Chapter 11 bankruptcy protection.
 - January 5, 1999** - Tom Barrasso passes Gump Worsley for 10th place on the all-time wins list with his 336th career victory.
 - January 18, 1999** - Kevin Hatcher appears in his 1,000th career game in Anaheim.
 - January 31, 1999** - Jaromir Jagr records his 800th career point with a goal vs. Montreal.
 - February 21, 1999** - Tom Barrasso appears in his 700th career game at Philadelphia.
 - March 5, 1999** - Jaromir Jagr records his 500th career assist vs. the Edmonton Oilers.
 - April 17, 1999** - Jaromir Jagr captures his second consecutive Art Ross Trophy, recording 127 points. Jagr wins his third scoring championship overall.
 - June 24, 1999** - Mario Lemieux's group is confirmed as the new ownership of the Penguins.
 - June 24, 1999** - Jaromir Jagr becomes the second Penguins' player to capture the Hart Trophy as the National Hockey League's most valuable player. He also becomes the second to win the Lester B. Pearson Award.
 - October 27, 1999** - Rob Brown appeared in his 500th NHL game.
 - November 26, 1999** - Jaromir Jagr records his 900th career point with three goals and an assist in a 5-0 win over Ottawa.
 - December 9, 1999** - Herb Brooks takes over head coaching duties from Kevin Constantine.
 - April 5, 2000** - Steve Leach appeared in his 700th career game.
 - April 9, 2000** - Jaromir Jagr captures his third consecutive Art Ross Trophy and fourth overall with 96 points.
 - May 4, 2000** - The Penguins and Flyers play the third longest game in NHL history, a five-overtime, 152:01 marathon which the Flyers win, 2-1. Penguins goaltender Ron Tugnutt makes 70 saves in the game.
 - June 21, 2000** - Ivan Hlinka is named the 19th head coach in Pittsburgh Penguins history.
 - June 22, 2000** - Jaromir Jagr wins his second Lester B. Pearson Award.
 - Sept. 15, 2000** - The Penguins exhibition season opens with the first game ever for the Columbus Blue Jackets at Mellon Arena.
 - Sept. 16-23** - The Penguins open their second week of 2000 training camp with an exhibition game in Wilkes-Barre/Scranton, and spend the next week at the home of the AHL affiliate.
 - Oct. 7, 2000** - The Penguins face-off against the Nashville Predators just outside of Tokyo, Japan to open up their 2000-01 regular season. Nashville comes away with a 3-1 victory
 - Oct. 14, 2000** - Jaromir Jagr records his first career four-goal game, and rookies Milan Kraft and Roman Simicek net their first career NHL goals in the Pens' 6-4 win over the New York Rangers at Mellon Arena.
 - Nov. 11, 2000** - USA Hockey announces that Penguins' general manager Craig Patrick will take on the same capacity for the 2002 US Olympic team, and former Penguins head coach and current scout Herb Brooks will coach the team.
 - Nov. 13, 2000** - Former player and current Penguins assistant coach Joe Mullen is inducted into the Hockey Hall of Fame in Toronto.
 - Dec. 8, 2000** - The Penguins announce that Mario Lemieux will attempt to make a comeback after three-and-a-half years of retirement
 - Dec. 12, 2000** - Lemieux makes the announcement official at a press conference, saying he is coming back to the league so that his young son Austin can watch him play. Lemieux states he has been working out privately with former teammate Jay Caulfield for several weeks to get back in game shape.
 - Dec. 19, 2000** - More than 500 people cram the bleachers to watch Lemieux in his first practice with the team.
 - Dec. 27, 2000** - Lemieux returns to the Penguins active roster in a game against the Toronto Maple Leafs at home, and puts three points (1+2) on the scoresheet. Pittsburgh wins the historic contest, 5-0.
 - Dec. 30, 2000** - Lemieux notches four points (1+3) in a 5-3 win over the Ottawa Senators, giving him 1,500 points for his career. Jagr hits the 1,000 point mark in the same game.
 - Jan. 14, 2001** - The Penguins re-acquire Kevin Stevens from the Philadelphia Flyers for John Slaney.
 - Feb. 7 and 10, 2001** - Alexei Kovalev scores hat tricks in back-to-back games against the Flyers and Devils
 - Mar. 22, 2001** - Darius Kasparaitis and Alexei Kovalev are named to the Russian Olympic squad for the 2002 games in Salt Lake City
 - Mar. 23, 2001** - Mario Lemieux is named captain of the 2002 Canadian Olympic team.
 - Mar. 24, 2001** - Jaromir Jagr and Martin Straka are named to the 2002 Czech Republic Olympic team.
 - Mar. 31, 2001** - The Penguins clinch their team record 11th straight post-season appearance with a 5-3 win over the St. Louis Blues.
 - Apr. 8, 2001** - Jagr finishes the season with 121 points to capture his fourth consecutive Art Ross Trophy (fifth overall) as the league's leading scorer. His 69 assists tie for the league lead.
 - May 8, 2001** - Martin Straka scores in overtime to give Pittsburgh a 3-2 win in Game Six of the second round against the Sabres to send the series to a seventh game.
 - May 10, 2001** - Darius Kasparaitis - who had one goal in 55 previous playoff games - beats Hasek in overtime to give the Penguins a 3-2 win. The victory secures a spot in the Eastern Conference Finals against the New Jersey Devils, the Pens fourth trip to a Conference Finals.



 PENGUINS IN THE OLYMPICS

When the NHL suspended play to allow its players to participate in the 1998 Winter Olympics in Nagano, Japan, the Penguins were well represented. No fewer than nine of the flightless birds made the journey to the Far East, with seven of those bringing home Olympic medals.

Don't be surprised if the 2002 games in Salt Lake City, Utah, produce more of the same results.

As of Sept. 10, no fewer than four Penguins players had already been selected to their respective country's teams. Martin Straka - who captured the gold as a member of the Czech Republic squad in '98 - was one of the initial selections to help defend the top spot. Darius Kasparaitis and Alexei Kovalev will be out to help the Russians avenge a loss to the Czechs in the title game last time around, and Mario Lemieux - the Team Canada captain - will be looking to add another piece of hardware to his already overflowing trophy case.

Several Pens who participated on the world stage four years ago are good bets to get a return performance. Robert Lang had a career year last season in the NHL, a fact that should make him a sure bet for the Czech squad. Aleksey Morozov captured silver with the Russians in 1998, and could be joining up with his fellow countrymen Kasparaitis and Kovalev again.

Janne Laukkanen, who was a member of the Ottawa Senators when his Finnish team captured the bronze, will be looking to take part in his fourth consecutive Olympic games.

There could be a few fresh faces from Pittsburgh as well. Johan Hedberg had a stellar end to his 2000-01 campaign, and catapulted himself into the eyes of the hockey world with his post-season performance with the Penguins. And Milan Kraft could spark interest with a quick start to the season this year.

But the Pens' importance to the Olympics isn't limited solely to skating. Four other members of the organization are helping out behind the scenes.

Pittsburgh head coach Ivan Hlinka coached the Czechs to the championship in 1998, but has relinquished those duties to focus on his tasks as the team's general manager. A former Olympic player for Czechoslovakia, Hlinka is one of the major reasons his home country has taken over the top spot in international play.

Back at home, Team USA is led by Penguins general manager Craig Patrick and scout Herb Brooks. The duo has re-united (again) to help the Americans make their mark on the medal scene. And if history dictates, there is a good possibility their work will pay off.

Patrick and Brooks teamed up for the first time in 1980 when they guided the Americans to the "Miracle on Ice" win over the Soviet Union and to the gold medal in a win against the Finns. This time around, Patrick is serving as general manager of the team, while Brooks maintains his watch over the players from behind the bench.

Also donning the red, white and blue will be Steve Latin, the Penguins' long-time equipment manager. A veteran of more than 1,500 games in the NHL, Latin is no stranger to helping out on the International stage. He has previously worked with the national team at the 1990 world championships and during the 1991 Canada Cup Tournament.

Final rosters for all participating teams will be announced in December, and the league will shut down on Feb. 14 for a two-week period.



TM

SALT LAKE 2002™



TM © 1997 SLOC



2005 HOCKEY HALL OF FAME INDUCTEES

Craig Patrick

Penguins general manager Craig Patrick was named to the Hockey Hall of Fame in the builders category, it was announced by Hall of Fame Selection Committee Chairman Jim Gregory. He joins his father, Lynn, and his grandfather, Lester, in becoming a third-generation hall of famer. His great uncle, Frank, is also a member in the builders category as well.

Patrick, one of the most respected front office executives in the NHL, starred for the University of Denver Pioneers, and captained the team to the 1969 NCAA Championship. He then went on to a seven-year professional career, suiting up for the California Golden Seals, St. Louis Blues, Kansas City Scouts and Washington Capitals in the NHL, and the Minnesota Fighting Saints in the World Hockey Association. He recorded 163 points (72+91) in 401 NHL games, and tacked on 17 more (6+11) in the WHA.

After retiring as a player in 1979, Patrick was named assistant coach and assistant general manager of the 1980 US Olympic Team, which went on to win the "Miracle on Ice" game against the Soviet Union and the Gold Medal at the Lake Placid games.

Patrick began his career as an NHL executive with the New York Rangers in 1980 as director of operations, and was promoted to general manager on June 14, 1981. The youngest GM in Rangers history, Patrick held the post through the 1985-86 season, and led the Rangers to a playoff appearance in each of his seasons at the helm.

After a two-year stint as director of athletics at his alma mater, Patrick was hired as general manager and interim head coach of the Penguins on Dec. 5, 1989. He led the Pens to a 22-26-6 mark behind the bench that season, missing the post-season by just one point. After a season ending 3-2 overtime loss to the Buffalo Sabres, Patrick vowed never to miss the playoffs again with Pittsburgh. He has lived up to his promise so far, guiding the club to 11 straight post-season appearances, two Stanley Cup championships in 1991 and 1992, five division championships and one President's Trophy. Along the way he has pulled off several blockbuster trades, kept the team winning through bankruptcy and guided the club to a 475-333-105-9 record.

Individually, he has been named to the US Hockey Hall of Fame in 1996, and won the NHL Executive of the Year in both 1998 and 1999. In 2000, Patrick was named as one of the recipients of the Lester Patrick Award, the trophy named after his grandfather and awarded for "outstanding service to hockey in the United States."

Patrick once again has the opportunity to further the game in the US next year. He was named the general manager of the 2002 US Olympic Team which will participate in the Salt Lake City games in February.

Craig's father, Lynn, was inducted into the Hockey Hall of Fame in 1980 after a career as an All-Star winger and head coach with the Rangers and as general manager of the Boston Bruins and St. Louis Blues. Lester was inducted in 1947 after a long career with the Rangers that saw him serve as head coach and general manager of the Blueshirts, and led the team to three Stanley Cups.

Patrick joins recent Penguin inductees Joe Mullen (2000), Mario Lemieux (1997) and Bryan Trottier (1997), as well as Penguins alumni Bob Johnson, Scotty Bowman, Leo Boivin, Andy Bathgate, Tim Horton and Red Kelly in the Hall of Fame.

Mike Lange

Hallelujah, Hall of Fame.

Mike Lange, the long-time and well-respected "Voice of the Penguins", was named to the Hockey Hall of Fame as the 2001 recipient of the Foster Hewitt Memorial Award for his outstanding work as an NHL broadcaster.

Lange has been the "Voice of the Penguins" on NHL broadcasts for 26 seasons. Currently broadcasting Penguin games on television for Fox Sports Net, Lange has delivered games to Pittsburgh fans via radio, television, and simulcast broadcasts. This season he will "return to his roots," pairing with Eddie Olczyk to call 15 games on the Penguins Radio Network.

"Mike Lange has done a great deal for the game of hockey and for the community in Pittsburgh," said Chuck Kaiton, President of the NHL Broadcasters' Association. "Like most classic sportscasters, Mike has a distinctive style that his listeners cherish and that they identify with the sport they love. He is very deserving of this award."

The Foster Hewitt Memorial Award is named in honor of the late "Voice of Hockey" in Canada. It was first presented in 1984 by the NHL Broadcasters' Association ("NHLBA") for distinguished contributions by members of the NHLBA.

This fall's Induction Weekend festivities will take place November 9-11th culminating with the televised Induction Celebration on Monday, November 12th.



PENGUINS HONORS AND AWARDS

PROFESSIONAL HOCKEY HALL OF FAME

Red Kelly	1969
Tim Horton	1977
Andy Bathgate	1978
Leo Boivin	1986
William "Scotty" Bowman	1991
Bob Johnson	1992
Mario Lemieux	1997
Bryan Trottier	1997
Joe Mullen	2000
Craig Patrick	2001

US HOCKEY HALL OF FAME

Bob Paradise	1989
Bob Johnson	1991
Jack Kelley	1993
Craig Patrick	1996
Joe Mullen	1998

PENGUINS HALL OF FAME

Jean Pronovost	1992
Rick Kehoe	1992
Bob Johnson	1992
Syl Apps	1994
Dave Burrows	1996
Edward J. DeBartolo	1996
Elaine Heufelder	1996
Mario Lemieux	1999
Jack Riley	1999
Joe Mullen	2000
Anthony "A. T." Caggiano	2001
Mike Lange	2001
Craig Patrick	2001

DODGE PERFORMER OF THE YEAR

Mario Lemieux	1988, 1989
---------------	------------

DODGE PERFORMANCE OF THE YEAR

Mario Lemieux	1988
---------------	------

DODGE RAM TOUGH AWARD

Mario Lemieux	1989
---------------	------

PRO SET NHL PLAYER OF THE YEAR

Mario Lemieux	1992
---------------	------

NHL PLUS/MINUS AWARD

Mario Lemieux	1993
Ron Francis	1995

RETIRED NUMBERS

#21 - Michel Briere

PENGUINS BANNER YEARS

1990-91	Patrick Division Champions
1990-91	Patrick Division Playoff Champions
1990-91	Wales Conference Champions
1990-91	Stanley Cup Champions
1991-92	Patrick Division Playoff Champions
1991-92	Wales Conference Champions
1991-92	Stanley Cup Champions
1992-93	NHL Regular Season Champions
1992-93	Patrick Division Champions
1993-94	Northeast Division Champions
1995-96	Northeast Division Champions
1997-98	Northeast Division Champions

100 POINT CLUB

Pierre Larouche	1975-76
Jean Pronovost	1975-76
Mario Lemieux	1984-85, 1985-86, 1986-87, 1987-88, 1988-89, 1989-90, 1991-92, 1992-93, 1995-96, 1996-97
Rob Brown	1988-89
Paul Coffey	1988-89, 1989-90
Mark Recchi	1990-91
Kevin Stevens	1991-92, 1992-93
Rick Tocchet	1992-93
Ron Francis	1992-93, 1995-96
Jaromir Jagr	1995-96, 1997-98, 1998-99, 2000-01

ART ROSS TROPHY

Mario Lemieux	1988, 1989, 1992, 1993, 1996, 1997
Jaromir Jagr	1995, 1998, 1999, 2000, 2001

HART MEMORIAL TROPHY

Mario Lemieux	1988, 1993, 1996
Jaromir Jagr	1999

LADY BYNG TROPHY

Rick Kehoe	1981
Ron Francis	1995, 1998

CONN SMYTHE TROPHY

Mario Lemieux	1991, 1992
---------------	------------

CALDER MEMORIAL TROPHY

Mario Lemieux	1985
---------------	------

JAMES NORRIS TROPHY

Randy Carlyle	1981
---------------	------

FRANK SELKE TROPHY

Ron Francis	1995
-------------	------

BILL MASTERTON TROPHY

Lowell MacDonald	1973
Mario Lemieux	1993

LESTER B. PEARSON AWARD

Mario Lemieux	1986, 1988, 1993, 1996
Jaromir Jagr	1999, 2000

NHL FIRST TEAM ALL-STAR

Randy Carlyle - D	1981
Mario Lemieux - C	1988, 1989, 1993, 1996, 1997
Paul Coffey - D	1989
Kevin Stevens - LW	1992
Jaromir Jagr	1995, 1996, 1998, 1999, 2000, 2001

NHL SECOND TEAM ALL-STAR

Mario Lemieux - C	1986, 1987, 1992, 2001
Paul Coffey - D	1990
Kevin Stevens - LW	1991, 1993
Tom Barrasso - G	1993
Larry Murphy - D	1993, 1995
Jaromir Jagr - RW	1997

NHL ALL-ROOKIE TEAM

Mario Lemieux - C	1985
Warren Young - LW	1985
Zarley Zalapski - D	1989
Jaromir Jagr - RW	1991
Patrick Lalime - G	1997



PENGUINS IN THE ALL-STAR GAME

SEASON	TEAM	SITE	PLAYER	G MP	A	PTS GA
2000-01	World	Danver	Jaromir Jagr*\$	--	--	--
	World	Danver	Alexei Kovalev	1	1	2
	North America	Danver	Mario Lemieux	1	1	2
1999-2000	World	Toronto	Jaromir Jagr*	1	0	1
1998-99	World	Tampa Bay	Jaromir Jagr*	0	1	1
	World	Tampa Bay	Martin Straka	0	0	0
1997-98	World	Vancouver	Jaromir Jagr	1	0	1
1996-97	Eastern	San Jose	Mario Lemieux*	2	1	3
	Eastern	San Jose	Kevin Hatcher	0	0	0
1995-96	Eastern	San Jose	Jaromir Jagr*\$	--	--	--
	Eastern	Boston	Mario Lemieux*	0	2	2
	Eastern	Boston	Jaromir Jagr*	1	0	1
1994-95	NO ALL-STAR GAME HELD					
1993-94	Eastern	New York (MSG)	Jaromir Jagr\$	--	--	--
	Eastern	New York (MSG)	Larry Murphy	0	0	0
	Eastern	New York (MSG)	Joe Mullen	1	1	2
1992-93	Wales	Montreal	Mario Lemieux*\$	--	--	--
	Wales	Montreal	Kevin Stevens*	1	2	3
	Wales	Montreal	Jaromir Jagr*	1	1	2
1991-92	Wales	Montreal	Rick Tocchet\$	2	0	2
	Wales	Philadelphia	Mario Lemieux*	0	1	1
	Wales	Philadelphia	Paul Coffey*	0	0	0
	Wales	Philadelphia	Kevin Stevens*	1	0	1
	Wales	Philadelphia	Jaromir Jagr*	0	1	1
1990-91	Wales	Philadelphia	Bryan Trotter	1	0	1
	Wales	Chicago	Paul Coffey*	0	0	0
	Wales	Chicago	John Cullen	0	1	1
	Wales	Chicago	Mark Recchi	0	0	0
	Wales	Chicago	Kevin Stevens	1	0	1
1989-90	Wales	Pittsburgh	Paul Coffey	0	2	2
	Wales	Pittsburgh	Mario Lemieux* (MVP)	4	0	4
1988-89	Wales	Edmonton	Rob Brown	0	0	0
	Wales	Edmonton	Paul Coffey*	0	0	0
	Wales	Edmonton	Mario Lemieux*	1	1	2
1987-88	Wales	St. Louis	Paul Coffey*	0	0	0
	Wales	St. Louis	Mario Lemieux* (MVP)	3	3	6
1986-87	NHL All-Stars	Quebec	Mario Lemieux* (2 Games)	0	3	3
1985-86	Wales	Hartford	Mario Lemieux*	0	0	0
1984-85	Wales	Calgary	Mario Lemieux* (MVP)	2	1	3
1983-84	Wales	New Jersey	Mike Bullard	0	0	0
1982-83	Wales	New York (Nassau)	Rick Kehoe	0	0	0
1981-82	Wales	Washington	Randy Carlyle	0	1	1
	Wales	Washington	Michael Dion	30	2	2
1980-81	Wales	Los Angeles	Randy Carlyle	0	0	0
	Wales	Los Angeles	Rick Kehoe	0	1	1
1979-80	Wales	Detroit	Run Stackhouse	1	0	1
1978-79	NHL All-Stars	New York (MSG)	NO PENGUINS SELECTED			
1977-78	Wales	Buffalo	Jean Pronovost	0	0	0
1976-77	Wales	Vancouver	Jean Pronovost	0	0	0
1975-76	Wales	Philadelphia	Dave Burrows	0	0	0
	Wales	Philadelphia	Pierre Larouche	0	0	0
	Wales	Philadelphia	Jean Pronovost	0	0	0
1974-75	Wales	Montreal	Syl Apps (MVP)	2	0	2
	Wales	Montreal	Jean Pronovost	0	0	0
1973-74	Western	Chicago	Dave Burrows	0	0	0
	Western	Chicago	Lowell MacDonald	1	1	2
	Western	Chicago	Al McDonough	1	0	1
1972-73	Western	New York (MSG)	Lowell MacDonald	0	1	1
1971-72	Western	New York (MSG)	Greg Polis (MVP)	2	0	2
	Western	Boston	Greg Polis	0	0	0
1970-71	Western	Bloomington	Greg Polis	0	0	0
1968-70	Western	Boston	Dean Prentice	0	0	0
1968-69	Western	St. Louis	Dean Prentice	1	0	1
	Western	St. Louis	Bob Waykwich	0	1	1
1967-68	Western	Montreal	Ken Schinkel	0	0	0
	NHL All-Stars	Toronto	Ken Schinkel	0	0	0

* Voted to the starting lineup (Fan Balloting began in 1985-86)

\$ Missed game due to injury

& Named to replace Mario Lemieux

MOST APPEARANCES IN AN ALL-STAR GAME

Mario Lemieux (9)
Jaromir Jagr (6)
Paul Coffey (5)
Jean Pronovost(4)

MOST CAREER POINTS IN ALL-STAR GAMES

Mario Lemieux (12-10-22)
Jaromir Jagr (4-3-7)
Kevin Stevens (3-2-5)
Lowell MacDonald (1-2-3)

MOST PENGUINS IN ONE ALL-STAR GAME

5-1992
4-1993
4-1991

TEAMS WITH MOST ALL-STAR GAME WPS

Pittsburgh - 5
Toronto - 4
NY Rangers - 4
Montreal - 3



PENGUINS COMEBACK VICTORIES

Nov. 4, 1972 (Pittsburgh) - The Rangers held a 4-1 lead late in the first period, before Pittsburgh rallied for a 6-4 win. Bryan Hextall scored twice and Eddie Shack netted the game-winner.

Mar. 29, 1972 (Pittsburgh) - California led 4-1 at 14:34 of the second period, before Pittsburgh tallied four consecutive goals. Jean Pronovost recorded the game-winner at 14:34 of the third.

Apr. 1, 1973 (Pittsburgh) - Philadelphia led 4-1 before the Pens recorded four unanswered goals. Jean Pronovost recorded the winner at 18:47 of the third.

Feb. 28, 1976 (Pittsburgh) - Vancouver led 4-1 at 14:04 of the second, before the Pens posted four unanswered goals. Bob Kelly netted the game-winner at 10:39 of the third.

Dec. 26, 1977 (Toronto) - Toronto held a 3-0 lead at the mid-way point of the first period, but two Jean Pronovost goals along with Blair Chapman's goal at 19:28 of the third gave the Pens a 5-4 win.

Dec. 31, 1978 (Detroit) - Detroit led 4-0 at 15:11 of the second, but five Penguins recorded goals for the 5-4 win. Randy Carlyle scored at 19:53 of the third for the win.

Oct. 23, 1985 (Toronto) - Pittsburgh trailed 4-1 in the second period, but came back for a 5-4 victory. Jim McGeough recorded the game-winner at 18:28.

Jan. 19, 1985 (Pittsburgh) - Chicago led 4-0 at the end of the first period, but Pittsburgh tallied five times in the second for a 5-4 win. Troy Loney picked-up the game-winner.

Oct. 9, 1986 (Pittsburgh) - Washington jumped out to a 3-0 lead in the season opener, but Randy Carlyle's hat trick gave the Penguins a 5-4 victory.

Feb. 24, 1986 (Pittsburgh) - Los Angeles led 4-0 after one period, but won 6-5 with Doug Shedden's overtime goal at 3:54. It was Pittsburgh's first overtime victory.

Nov. 25, 1987 (Pittsburgh) - Quebec led 4-0 at the 12-minute mark of the second, but Pittsburgh reeled off six goals, including Rob Brown's game-winner at 11:35 of the third.

Dec. 20, 1987 (NY Rangers) - The Rangers took a quick 3-0 lead, but Pittsburgh recorded four goals in the first en route to an 8-4 win.

Jan. 3, 1987 (Pittsburgh) - Montreal led 3-0 after the first, but Pittsburgh recorded six consecutive goals to win 6-4. Randy Cunneynworth scored twice, including the game-winner at 8:49 of the third.

Mar. 25, 1989 (Pittsburgh) - New Jersey built a 3-0 lead after one period, but Mario Lemieux's third goal with five seconds left gave Pittsburgh a 5-4 win.

Feb. 22, 1990 (Pittsburgh) - The Islanders led 3-0 after one period, but Pittsburgh battled back for a 4-3 win on Randy Gilhen's goal at 4:26 of the third.

Oct. 15, 1991 (NY Islanders) - The Penguins trailed 6-2 just 20 seconds into the third period, but tied the game with four goals in the final frame, including two by Mario Lemieux. Phil Bourque's tally at 2:30 gave Pittsburgh a 7-6 win.

Feb. 21, 1991 (Pittsburgh) - Toronto led 3-0 in the second before Pittsburgh netted six in a row on the way to an 11-4 win.

Dec. 12, 1993 (Pittsburgh) - New Jersey led 3-0 in the first, but Kevin Stevens completed his hat trick in overtime to give Pittsburgh a 6-5 win.

Dec. 7, 1995 (Pittsburgh) - Montreal led 4-0 in the second, but Pittsburgh answered with seven unanswered goals, two each by Mario Lemieux and Tomas Sandstrom, for a 7-5 win.

Nov. 1, 1997 (Pittsburgh) - Vancouver led 6-3 in the second, but the Penguins scored four unanswered goals, including Rob Brown's overtime game-winner for a 7-6 win.

Feb. 10, 2001 (Pittsburgh) - New Jersey jumped out to a 3-0 first period lead, only to watch the Penguins tally four straight goals to give the home team a one goal cushion. The Devils tied the game with 4:12 to play, but Alexei Kovalev completed his hat trick at 18 seconds of overtime to pull out the 5-4 win.

Feb. 17, 2001 (Columbus) - The Penguins trailed the Blue Jackets, 2-1, with under a minute to play when Robert Lang tallied at 19:10 to force overtime. Alexei Kovalev then iced the game at 1:19 of the extra frame.

Mar. 31, 2001 (Pittsburgh) - The Penguins spotted St. Louis a 3-1 lead after two periods, but third period scores by Alexei Kovalev, Mario Lemieux and Jaromir Jagr (2) gave Pittsburgh a 5-3 victory at home.




PENGUINS UNIFORM HISTORY

When the Penguins made their NHL debut at home on Oct. 11, 1967, the team wore the colors dark blue, light blue and white. Both the home (white) and away (light blue) uniforms simply had the word "Pittsburgh" written diagonally down the front of the sweater with three dark blue stripes around the sleeves and bottom. The logo, although not on the sweater, featured a hockey-playing penguin in a scarf over an inverted triangle, symbolizing the golden triangle of downtown Pittsburgh. The penguin and triangle were set inside a circle bearing the team name.

The following season (1968-69), the uniforms were changed so that the logo appeared on the game sweaters. The logo remained essentially the same, although the penguin was no longer wearing a scarf. The white home uniforms had a wide band of dark blue around each sleeve and the bottom, while the light blue away sweater had bands of white trimmed in dark blue.

The uniforms were changed again four years later (1972-73). The circle around the logo was removed, leaving only a penguin and triangle. Added to the uniforms were inserts of color on the shoulders.


On Jan. 30, 1980, the Penguins wore black and gold for the first time. With the Steelers winning the Super Bowl and the Pirates capturing the World Series title in the same year, the struggling Penguins hoped to gain fan support by aligning their colors with the other teams in the "City of Champions."



Boston protested the color change to the NHL, arguing that black and gold had always been exclusively associated with the Bruins. However, the Penguins prevailed by virtue of a precedent set by the Pittsburgh Pirates hockey club of the late 1920's, which sported the colors. The Pens' new uniforms were the same design as the previous ones, with black replacing dark blue and gold replacing light blue. From 1981-82 through the 1984-85 season, the team alternated wearing gold sweaters with white at home.

The black and gold uniforms remained unchanged until 1992-93, when the triangle and penguin logo was modernized. The white home sweaters featured the new logo on the front and gold shoulder inserts. The black away sweaters had the city's name diagonally down the front, much like the original team uniforms, with the new logo on each shoulder.

During the 1995-96 season, the Penguins were one of five NHL teams to introduce a third jersey. The Penguins' new uniform, which made its debut on Jan. 27, 1996 vs. the Philadelphia Flyers, featured a black background with a new, modernized logo design including innovative striping and a blend of team colors. This sweater eventually replaced the black "Pittsburgh" away sweater in 1997-98, and now serves as the team's uniform away from the Igloo.



Last season, the Penguins introduced a new third jersey with an eye for the past. The black sweater features the popular "skating penguin" logo, which the team wore during its 1991 and 1992 Stanley Cup championship seasons, and the newest color addition, Las Vegas Gold.



PENGUINS ALL-TIME UNIFORM NUMBERS

- 1** Hank Bassen, Joe Daley, Paul Hoganson, Cam Newton, Roy Edwards, Jim Rutherford, Bob Johnson, Gordon Laxton, Denis Herron, Richard Harrison, Steve Guenette, Pat Riggins, Wendell Young, Rob Dopson, Peter Skudra & Johan Hedberg
- 2** Leo Boivin, Duane Rupp, Bob Paradise, Ed Van Impe, Tom Edur, Tom Bladon, Pat Price, Gilles Lupien, Brian Lundberg, Phil Bourque, Greg Fox, Joe McDonnell, Todd Charlesworth, Chris Dahlquist, Jim Paek, Chris Tamer & Josef Melichar
- 3** Al MacNeil, John Arbour, Bob Woytowich, Tim Horton, Jack Lynch, Ron Stackhouse, Bennett Wolf, Norm Schmidt, Doug Bodger, Jim Kyte, Jim Paek, Grant Jennings, Sergei Zubov, Stefan Bergkvist, Dan Trebil & Marc Bergevin
- 4** Noel Price, Bob Blackburn, Dave Burrows, Dale Tallon, Paul Baxter, Marty McSorley, Phil Bourque, Chris Dahlquist, Dwight Schofield, Larry Murphy, Gord Dineen, Greg Andrusak, Greg Hawgood, Corey Foster, Kevin Hatcher, Jeff Norton & Bobby Dollas
- 5** Dick Mattiussi, Ted Lanyon, Bryan Watson, Ab DeMarco, Barry Wilkins, Steve Lyon, Mario Faubert, Lex Hudson, Ron Meighan, Bryan Maxwell, Mike Rowe, Ville Siren, Gord Dineen, Ulf Samuelsson, Brad Werenka & Janne Laukkanen
- 6** Dunc McCallum, Tracy Pratt, Sheldon Kannegiesser, Ron Jones, Colin Campbell, Tom Price, Kim Clackson, Bennett Wolf, Errol Thompson, Greg Hotham, Jim Johnson, Todd Charlesworth, Scott Young, Jeff Chychrun, Peter Ahoja, Mike Ramsey, Neil Wilkinson & Bob Boughner
- 7** Art Stratton, Lou Angotti, Bryan Hextall, Steve Durban, Russ Anderson, Rick MacLeish, Ian Turnbull, Rod Buskas, Joe Mullen & Andrew Ference
- 8** Val Fonteyne, Jim Wiley, Rick Kehoe, Hartland Monahan, Dave Schultz, Mike Meeke, Bob Stewart, Dave Burrows, Randy Boyd, Tom O'Regan, Petteri Lehto, Terry Ruskowski, Perry Ganchar, Mark Recchi, Bryan Smolinski, Kevin Miller, Garry Valk, Bobby Dollas & Hans Jonsson
- 9** Andy Bathgate, Charlie Burns, Billy Hicke, Al McDonough, Chuck Arnason, Simon Nolet, Blair Chapman, Mark Johnson, Stan Jonathan, Rich Suter, Ron Flockhart, John Chabot, Wilf Paiement, Andrew McBain, Tony Tanti, Ron Francis, Len Barrie, Dan Quinn, Greg Johnson, German Titov & Rene Corbet
- 10** Earl Ingarfield, George Swarbrick, Keith McCreary, Robin Burns, Ted Snell, Pierre Larouche, Peter Lee, Gary Rissling, Bob Errey, Wayne Babych, Ron Duquay, Dan Quinn, Barry Pederson & Ron Francis
- 11** Gene Ubriaco, Tracy Pratt, Nick Harbaruk, Bernie Lukowich, Vic Hadfield, John Flesch, Tom Cassidy, George Ferguson, Anders Hakansson, Rocky Saganiuk, Tim Tookey, Troy Loney, Dwight Mathiasen, Lee Giffin, Alain Lemieux, Warren Young, John Cullen, Alek Stojanov, Shawn Antoski & Darius Kasparaitis
- 12** Ken Schinkel, Blaine Stoughton, Kelly Pratt, Greg Malone, Mitch Lamoreux, Dean DeFazio, Tom O'Regan, Tom Roulston, Bob Errey, Larry Depalma, Troy Murray, Chris Wells, Richard Park, Sean Pronger, Martin Sonnenberg & Billy Tibbetts
- 13** Jim Hamilton & Charlie Simmer
- 14** Billy Dea, Rick Kessel, Ron Snell, Lowell MacDonald, Rene Robert, Wayne Bianchin, Nick Libett, Doug Shedden, Dan Quinn, Chris Kontos, Bryan Erickson, Jock Callander, Gordie Roberts, Dave Tippett, Brad Lauer, Stu Barnes, Pat Falloon & Milan Kraft
- 15** Bob Dillabough, Billy Harris, George Swarbrick, Steve Cardwell, Yvon Labre, Brian McKenzie, Rick Kessel, Bob McManama, Stan Gilbertson, Pat Boulette, Gary Rissling, Randy Cunneyworth, Dave Capuano, Doug Smith, Randy Gilhen, Shawn McEachern, Dmitri Mironov, Josef Beranek, Robert Dome, Roman Simicek & Wayne Primeau
- 16** Wayne Hicks, Ron Snell, Glen Sather, Sheldon Kannegiesser, Ron Lalonde, Lew Morrison, Derek Sanderson, Kim Davis, Mike Meeke, Gary McAdam, Bennett Wolf, Marc Chorney, Mark Taylor, Jim McGeough, Kevin LaVallee, Charlie Simmer, Steve Gotaas, Jay Caulfield, Mike Hudson, Joe Dziedzic, Eddie Olczyk, Jeff Serowik & Dennis Bonvie
- 17** Billy Speer, Bill LeCaine, Ron Schock, Rick Kehoe, Lee Giffin, Brad Aitken, Tomas Sandstrom, Peter Ferraro, Brian Bonin, Tom Chorske & Toby Petersen
- 18** George Konik, Wally Boyer, Lowell MacDonald, Ross Lonsberry, Kevin McClelland, Tom Roulston, Craig Simpson, Jimmy Mann, Mark Recchi, Richard Zemlak, Jeff Daniels, Ken Priestley, Francois Leroux, Garry Valk, Patrick Lebeau, Ryan Savoia & Josef Beranek
- 19** Bob Rivard, Jean Pronovost, Dale Tallon, Greg Sheppard, Rick MacLeish, Grant Sasser, Arto Javanainen, Willy Lindstrom, Dave McLlwain, Randy Gilhen & Bryan Trottier
- 20** Ab McDonald, Bob Woytowich, Dean Prentice, Robin Burns, John Stewart, Steve Cardwell, Yvon Labre, Jacques Cossette, Yves Bergeron, Pete Mahovlich, Paul Marshall, Paul Gardner, Gary Rissling, Moe Mantha, Dave Hunter, Dave Hannan, Jamie Leach, Jeff Daniels, Luc Robitaille, Bryan Smolinski, Greg Johnson, Roman Oksiuta & Robert Lang
- 21** Keith McCreary & Michel Briere
- 22** Paul Andrea, Greg Polis, Bob Kelly, Brian Spencer, Kim Davis, Mike Bullard, Neil Belland, Dwight Mathiasen, Jim McGeough, Chris Joseph, Wayne Van Dorp, Steve Dykstra, Paul Stanton, Rick Tocchet, Norm Maciver, Jason Woolley, Sven Butenschon and Dan LaCouture



- 23** Mel Pearson, Jean Guy Legace, Doug Barrie, Rick Kessel, John Stewart, Bob Leiter, Eddie Shack, Larry Bignell, Nelson DeBenedet, Ed Gilbert, Jim Hamilton, Rod Schutt, Gary Rissling, Doug Lecuyer, Rich Sutter, Andy Brickley, Wally Weir, Randy Hillier, Kjell Samuelsson, Paul Stanton, Chris Joseph, Domenic Pittis, Fredrik Olausson, Victor Ignatjev, Steve Leach, Dan Trebil & Steve McKenna
- 24** Gary Swain, Rod Zaine, Tim Horton, Eddie Schack, Jean Guy Legace, Larry Bignell (playoffs only), Mario Faubert, Don Awrey, Bob Paradise, Pat Hughes, Marc Chorney, Pat Graham, Rob Garner, Ted Bulley, Kevin McCarthy, Roger Belanger, Dwight Mathiasen, Troy Loney, Doug Brown & Ian Moran
- 25** Robin Burns, John Stewart, Darryl Edestrand, Nick Beverly, Dennis Owchar, Greg Redquest, Tom Price, Randy Carlyle, Kevin McCarthy, Ted Nolan, Norm Schmidt, Alek Stojanov, Dan Kesa, Jeff Norton & Kevin Stevens
- 26** Dunc McCallum, Mike McMahon, Syl Apps, Pete Mahovich, Orest Kindrachuk, Paul Mulvey, Steve Gatzos, Wayne Babych, Mike Blaisdell, Mark Kachowski, Mike Stapleton, Richard Park, Dave McLlwain, Petr Klima, Darius Kasparaitis, Garry Vaik & Frantisek Kucera
- 27** Jim Morrison, Joe Noris, Jim Shires, Hank Nowak, Yves Bergeron, Pete Laframboise, Mike Corrigan, Jacques Cosssette, Rod Schutt, Todd Charlesworth, Gilles Meloche, Scott Bjugstad, Gilbert Delorme, Glen Murray, Eddie Olczyk & Alexei Kovalev
- 28** Harvey Bennett, Mario Faubert, Gene Carr, Tom Price, Jim Hamilton, Bob Simpson, Tim Hrynewich, Bruce Crowder, Robert Geale, Steve Gatzos, Dan Frawley, Gordie Roberts, Kjell Samuelsson, Greg Andrusak, Jeff Christian, Craig Muni, Dan Kesa & Michal Rozsival
- 29** Al Smith, Jim Rutherford, Denis Herron, Andy Brown, Gary Inness, Bob Stumpf, Dunc Wilson, Greg Millen, Michel Dion, Phil Bourque, Markus Naslund, Tyler Wright & Krzysztof Oliwa
- 30** Les Binkley, Marv Edwards, Cam Newton, Andy Brown, Gary Inness, Bob Taylor, Gordon Laxton, Paul Gardner, Kim Davis, Gary Edwards, Roberto Romano, Steve Guenette, Alain Chevrier, Philippe DeRouville & Jean-Sebastien Aubin
- 31** Michel Plasse, Nick Ricci, Vincent Tremblay, Brian Ford, Carl Mokosak, Rich Tabaracci, Tom Barrasso, Ken Wregget, Ron Tugnutt & Rich Parent
- 32** Dave Hannan, Dave Goertz, Pat Mayer, Peter Taglianetti, John Slaney & Greg Crozier
- 33** Tony Feltrin, Bob Simpson, Rocky Saganliuk, Bob Gladney, Doug Bodger, Mike Rowe, Mitch Wilson, Zarley Zalapski, Bryan Fogarty, Marty McSorley, Jim McKenzie, Stefan Bergkvist & Alex Hicks
- 34** Andre St. Laurent, Tom Thornbury, Greg Tebbutt, Randy Hillier, Ted Nolan, Todd Charlesworth, Lee Griffin, Dwight Mathiasen, Scott Young, Dave Michayluk (playoffs only), Greg Brown, Rusty Fitzgerald, Jeff Christian, Peter Popovic & Garth Snow
- 35** Roberto Romano, Warren Young, Darren Lowe, Ron Duguay, Brad Aitken & Tom Barrasso
- 36** Jock Callender, Pat Neaton, Greg Andrusak, Corey Foster, Brad Lauer, J.J. Daigneault & Matthew Barnaby
- 37** Justin Duberman, Ladisiav Karabin, Greg Andrusak & Kip Miller
- 38** Scott Gruhl, Jiri Hrdina, Peter Allen, Andreas Johansson & Jan Hrdina
- 39** Mike Needham & Peter Allen
- 40** Frank Pietrangelo & Patrick Lalime
- 42** Tuomas Gronman
- 43** Jeff Daniels
- 44** Todd Nelson, Drake Berehowsky, Ed Patterson & Rob Brown
- 45** Mike Needham (playoffs only), Glen Mulvenna & Martin Sonnenberg
- 46** Victor Ignatjev & Pavel Skrbek
- 47** Maxim Galanov
- 48** Sven Butenschon & Jeff Serowik
- 49** Greg Andrusak
- 51** Dave Roche
- 52** Rusty Fitzgerald
- 55** Larry Murphy & Drake Berehowsky
- 56** Sergei Zubov
- 57** Chris Ferraro
- 59** Robert Dome
- 66** Mario Lemieux
- 68** Jaromir Jagr
- 71** Jiri Slegr
- 72** Jeff Christian
- 76** Richard Park
- 77** Paul Coffey
- 82** Martin Straka
- 85** Petr Klima
- 92** Rick Tocchet
- 93** Petr Nedved
- 95** Aleksey Morozov



1967-68

Record: 27-34-13, Fifth in Western Division

SEASON HIGHLIGHTS

- * Andy Bathgate scores the first franchise goal against Rogie Vachon and Montreal on Oct. 11.
- * Pittsburgh records the first victory in franchise history on Oct. 13, 3-1 at St. Louis.
- * The Penguins record their first home win, 4-2, over Chicago on Oct. 21. They also become the first expansion team to defeat one of the "Original Six."
- * Les Binkley records Pittsburgh's first shutout, 1-0, on Nov. 4 at Oakland.
- * Ken Schinkel represents the Penguins at the NHL All-Star Game in Toronto.

MAJOR TRANSACTIONS

- * June 6, 1967 - Obtained Lou Andrea, Dunc McCallum and George Konik from the New York Rangers for Larry Jeffrey.
- * Feb. 27, 1968 - Obtained Wayne Hicks from Philadelphia for Art Stratton

Date	Result	Score	Opponent
Oct 11	L	1-2	MONTREAL
Oct 13	W	3-1	ST. LOUIS
Oct 14	L	2-4	ST. LOUIS
Oct 18	T	3-3	MINNESOTA
Oct 19	L	0-1	Philadelphia
Oct 21	W	4-2	CHICAGO
Oct 22	L	4-6	New York
Oct 25	W	4-1	OAKLAND
Oct 28	L	3-5	LOS ANGELES
Oct 29	L	2-4	Boston
Nov. 1	W	4-1	Minnesota
Nov. 4	W	1-0	Oakland
Nov. 8	T	1-1	PHILADELPHIA
Nov. 9	L	1-5	Detroit
Nov 11	L	1-5	ST. LOUIS
Nov 15	W	5-0	PHILADELPHIA
Nov 18	W	5-3	ST. LOUIS
Nov 22	W	4-1	BOSTON
Nov 24	L	3-5	Los Angeles
Nov 25	T	2-2	Oakland
Nov 29	W	6-1	OAKLAND
Dec. 2	L	1-4	NEW YORK
Dec. 3	L	1-6	Detroit
Dec. 6	L	2-7	Chicago
Dec. 9	W	3-2	Minnesota
Dec 10	L	4-7	MINNESOTA
Dec 13	W	2-1	Toronto
Dec 16	T	1-1	CHICAGO
Dec 17	L	1-2	Philadelphia
Dec 21	L	1-4	Los Angeles
Dec 23	W	4-0	MINNESOTA
Dec 25	W	4-3	LOS ANGELES
Dec 27	T	0-0	OAKLAND
Dec 29	L	1-2	St. Louis
Dec 30	L	2-5	DETROIT
Jan. 4	W	4-3	LOS ANGELES
Jan. 6	T	2-2	PHILADELPHIA
Jan. 7	L	1-3	Philadelphia
Jan. 10	L	3-4	MONTREAL
Jan. 12	W	4-3	TORONTO
Jan. 13	L	0-7	Toronto
Jan. 17	T	1-1	Oakland
Jan. 18	L	2-3	Los Angeles
Jan. 20	W	8-5	DETROIT
Jan. 21	L	3-4	Minnesota
Jan. 27	L	3-5	LOS ANGELES
Jan 28	W	1-0	Boston
Jan. 31	L	4-9	St. Louis
Feb. 1	W	2-0	ST. LOUIS
Feb. 3	T	3-3	TORONTO
Feb. 7	W	4-1	Oakland
Feb. 8	L	1-3	Los Angeles
Feb. 10	T	2-2	NEW YORK
Feb. 14	W	6-3	MINNESOTA
Feb. 16	L	1-3	ST. LOUIS
Feb. 17	L	3-4	Montreal
Feb. 21	T	1-1	PHILADELPHIA
Feb. 24	L	1-3	OAKLAND
Feb. 25	W	2-1	Philadelphia
Feb. 27	L	3-5	BOSTON
Mar. 2	T	6-6	OAKLAND
Mar. 6	L	2-4	St. Louis
Mar. 7	T	2-2	Minnesota
Mar. 9	W	3-1	LOS ANGELES
Mar. 13	L	3-4	Chicago
Mar. 16	L	4-6	Montreal
Mar. 17	L	0-3	New York
Mar. 20	W	4-2	ST. LOUIS
Mar. 23	L	0-3	Minnesota
Mar. 24	T	4-4	MINNESOTA
Mar. 26	W	2-1	Los Angeles
Mar. 27	W	7-4	Oakland
Mar. 30	W	2-0	Philadelphia
Mar. 31	W	5-1	PHILADELPHIA

SCORING

PLAYERS	GP	G	A	PTS	PIM
Andy Bathgate	74	20	39	59	55
Ab McDonald	74	22	21	43	38
Art Stratton	70	16	25	41	20
Ken Schinkel	57	14	25	39	19
Earl Ingarfield	50	15	22	37	12
Val Fonteyne	69	6	28	34	0
Gene Ubriaco	65	18	15	33	16
Noel Price	70	6	27	33	48
Pauli Andrea	65	11	21	32	2
Billy Dea	73	16	12	28	6
Keith McCreary	70	14	12	26	44
Leo Boivin	73	9	13	22	74
Wayne Hicks	47	6	14	20	8
Bob Dillabough	47	7	12	19	18
Bob Rivard	27	5	12	17	4
Bill Speer	68	3	13	16	44
George Konik	52	7	8	15	26
Al MacNeil	74	2	10	12	58
Dunc McCallum	32	0	2	2	36
Dick Mattiussi	32	0	2	2	18
Mel Pearson	2	0	1	1	0
Ted Lanyon	5	0	0	0	4
Hank Bassen	25	0	0	0	8
Les Binkley	54	0	0	0	0

GOALTENDING

PLAYERS	(W-L-T)	GP	MP	GA	SO	GAA
Les Binkley	(20-24-10)	54	3141	151	6	2.88
Hank Bassen	(7-10-3)	25	1299	62	1	2.86
TOTALS	(27-34-13)	74	4440	216	7	2.92



1968-69

Record: 20-45-11, Fifth in Western Division

		Date	Result	Score	Opponent
SEASON HIGHLIGHTS					
*	The Penguins record their first franchise victory in Montreal, 5-2, on Jan. 2	Oct. 12	T	1-1	MONTREAL
		Oct. 16	T	2-2	Toronto
		Oct. 17	L	0-3	Philadelphia
		Oct. 19	L	1-5	BOSTON
*	Ken Schinkel makes his second appearance in the NHL All-Star Game	Oct. 23	L	5-8	CHICAGO
		Oct. 26	W	4-2	ST. LOUIS
*	Keith McCreary scores 25 goals to pace the Pens	Oct. 30	L	3-7	New York
*	The Penguins finish the season with a six-game unbeaten streak (5-0-1).	Nov. 2	L	2-3	Los Angeles
		Nov. 3	W	3-1	Oakland
		Nov. 6	L	1-3	ST. LOUIS
		Nov. 7	L	4-5	Montreal
		Nov. 9	L	0-3	PHILADELPHIA
		Nov. 13	L	5-6	Chicago
		Nov. 14	L	4-6	CHICAGO
		Nov. 16	L	1-2	NEW YORK
		Nov. 20	L	2-5	Toronto
		Nov. 21	W	3-1	OAKLAND
		Nov. 23	T	2-2	LOS ANGELES
		Nov. 27	T	3-3	TORONTO
		Nov. 28	W	3-2	Chicago
		Nov. 30	W	4-2	Los Angeles
		Dec. 1	T	4-4	Oakland
		Dec. 4	L	2-7	DETROIT
		Dec. 7	T	1-1	ST. LOUIS
		Dec. 8	L	1-4	TORONTO
		Dec. 11	W	4-2	Minnesota
		Dec. 14	L	1-2	LOS ANGELES
		Dec. 15	L	3-5	Boston
		Dec. 17	L	2-8	Philadelphia
		Dec. 21	L	1-3	MINNESOTA
		Dec. 22	L	1-3	Chicago
		Dec. 25	W	6-3	DETROIT
		Dec. 26	L	2-3	St. Louis
		Dec. 28	L	3-4	OAKLAND
		Dec. 31	L	4-3	MONTREAL
		Jan. 2	W	5-2	Montreal
		Jan. 4	T	1-1	PHILADELPHIA
		Jan. 5	L	1-2	Detroit
		Jan. 9	W	7-2	MINNESOTA
		Jan. 11	L	2-4	OAKLAND
		Jan. 12	L	4-8	Boston
		Jan. 15	W	3-1	Minnesota
		Jan. 16	L	2-3	Detroit
		Jan. 18	L	0-4	Los Angeles
		Jan. 19	L	3-6	Oakland
		Jan. 23	L	1-3	MINNESOTA
		Jan. 25	L	0-2	TORONTO
		Jan. 26	L	3-5	Philadelphia
		Jan. 29	L	1-2	ST. LOUIS
		Feb. 1	T	2-2	PHILADELPHIA
		Feb. 2	L	3-7	New York
		Feb. 5	W	3-2	NEW YORK
		Feb. 8	L	2-4	LOS ANGELES
		Feb. 9	L	1-3	Minnesota
		Feb. 12	L	0-2	ST. LOUIS
		Feb. 15	T	4-4	OAKLAND
		Feb. 16	L	0-4	MONTREAL
		Feb. 19	W	3-0	BOSTON
		Feb. 20	L	0-3	Detroit
		Feb. 22	W	3-2	DETROIT
		Feb. 27	W	4-3	CHICAGO
		Mar. 1	T	3-3	Toronto
		Mar. 2	L	0-4	Boston
		Mar. 5	W	4-2	ST. LOUIS
		Mar. 8	L	3-5	NEW YORK
		Mar. 12	L	3-4	New York
		Mar. 15	L	1-3	Los Angeles
		Mar. 16	L	2-7	Oakland
		Mar. 19	L	2-3	BOSTON
		Mar. 20	L	3-5	Montreal
		Mar. 22	W	2-1	St. Louis
		Mar. 23	W	5-0	MINNESOTA
		Mar. 25	W	3-1	Minnesota
		Mar. 26	W	8-4	LOS ANGELES
		Mar. 29	T	3-3	Philadelphia
		Mar. 30	W	2-1	PHILADELPHIA

MAJOR TRANSACTIONS					
*	June 11, 1968 - Obtained Lou Angotti from St. Louis for Ab McDonald				
*	Nov. 29, 1968 - Obtained Billy Harris from Oakland for Bob Dillabough				
*	Jan. 24, 1969 - Obtained Duane Rupp from Minnesota for Leo Boivin				
*	Jan. 30, 1969 - Obtained George Swarbrick, Bryan Watson and Tracy Pratt from Oakland for Earl Ingarfield, Dick Mattiussi and Gene Ubrico				

SCORING					
PLAYERS	GP	G	A	PTS	PIM
Ken Schinkel	76	18	34	52	18
Charlie Burns	76	13	38	51	22
Keith McCreary	70	25	23	48	42
Earl Ingarfield	66	16	30	46	12
Jean Pronovost	76	16	25	41	41
Gene Ubrico	75	19	18	37	28
Lou Angotti	71	17	20	37	36
Val Fonteyne	74	12	17	29	2
Wally Boyer	62	10	19	29	17
Bob Woytowich	71	9	20	29	62
Leo Boivin	69	6	19	25	42
Billy Harris	73	7	17	24	10
George Swarbrick	69	4	19	23	103
Noel Price	73	2	18	20	61
Bob Dillabough	62	7	12	19	6
Billy Dea	66	10	8	18	4
Dunc McCallum	62	5	13	18	81
Duane Rupp	59	5	11	16	32
Paul Andrea	25	7	6	13	2
Dick Mattiussi	36	1	11	12	30
Bryan Watson	58	2	7	9	132
Bill Speer	34	1	4	5	27
Tracy Pratt	18	0	5	5	34
Ron Snell	4	3	1	4	6
Doug Barrie	8	1	1	2	8
Gary Swain	9	1	1	2	0
John Arbour	17	0	2	2	35
Jean Guy Lagace	17	0	1	1	14
Bill Lecaine	4	0	0	0	0
Joe Daley	29	0	0	0	2
Les Binkley	50	0	0	0	0
Marv Edwards	1	0	0	0	0

GOALTENDING					
PLAYERS (W-L-T)	GP	MP	GA	SO	GAA
Joe Daley (10-13-3)	29	1615	87	2	3.23
Les Binkley (10-31-8)	50	2885	158	0	3.29
Marv Edwards (0-1-0)	1	60	3	0	3.00
TOTALS (20-45-11)	76	4560	252	2	3.32



1969-70

Record: 26-38-12, Second in Western Division

SEASON HIGHLIGHTS

- * Leonard "Red" Kelly is named Penguins coach on July 2.
- * Bob Woytowich and Dean Prentice are named to the Western Division All-Star squad
- * Dean Prentice sets a new Penguins mark with 26 goals during the regular season
- * The Penguins sweep the Oakland Seals, 4-0, in the team's first playoff appearance
- * Red Kelly is named the Hockey News' "Coach of the Year."

MAJOR TRANSACTIONS

- * June 6, 1969 - Obtained Ron Schock and Craig Cameron from St. Louis for Lou Angotti and a first round choice in the 1971 Entry Draft
- * Oct. 28, 1969 - Obtained Mike McMahon from Detroit for Billy Dea.

Date	Result	Score	Opponent
Oct.11	T	2-2	OAKLAND
Oct.16	T	3-3	PHILADELPHIA
Oct.18	T	3-3	BOSTON
Oct.19	L	0-4	Boston
Oct.21	L	3-4	Oakland
Oct.22	L	0-2	Los Angeles
Oct.25	W	4-1	Minnesota
Oct.29	L	1-3	NEW YORK
Nov. 1	W	6-3	MINNESOTA
Nov. 2	L	3-4	Detroit
Nov. 5	L	2-4	DETROIT
Nov. 8	L	1-4	CHICAGO
Nov. 12	W	3-0	Toronto
Nov. 13	L	0-4	St. Louis
Nov. 15	W	3-1	LOS ANGELES
Nov. 19	L	0-4	ST. LOUIS
Nov. 22	W	5-3	PHILADELPHIA
Nov. 23	L	2-3	Chicago
Nov. 26	T	4-4	Minnesota
Nov. 29	W	5-3	OAKLAND
Nov. 30	T	3-3	Philadelphia
Dec. 3	W	2-1	DETROIT
Dec. 6	L	0-5	Toronto
Dec. 7	W	3-2	TORONTO
Dec. 10	W	2-0	Los Angeles
Dec. 12	L	1-4	Oakland
Dec. 14	L	1-2	Boston
Dec. 17	L	2-5	MONTREAL
Dec. 20	L	4-6	BOSTON
Dec. 21	L	0-4	Philadelphia
Dec. 26	W	3-2	New York
Dec. 27	L	0-3	CHICAGO
Dec. 31	W	4-2	MONTREAL
Jan. 3	L	0-6	St. Louis
Jan. 4	T	4-4	TORONTO
Jan. 7	L	3-5	NEW YORK
Jan. 8	L	1-3	Montreal
Jan. 10	L	3-5	DETROIT
Jan. 14	L	0-5	Chicago
Jan. 17	L	0-4	Toronto
Jan. 18	W	6-4	Philadelphia
Jan. 21	T	3-3	OAKLAND
Jan. 24	W	4-2	LOS ANGELES
Jan. 25	L	1-3	Boston
Jan. 28	T	4-4	TORONTO
Jan. 31	W	2-1	ST. LOUIS
Feb. 1	L	0-6	New York
Feb. 4	W	7-5	Minnesota
Feb. 7	W	3-1	LOS ANGELES
Feb. 8	W	6-3	MINNESOTA
Feb. 11	L	1-7	Chicago
Feb. 14	L	0-3	BOSTON
Feb. 15	W	4-2	Detroit
Feb. 17	W	4-2	PHILADELPHIA
Feb. 19	W	6-1	Los Angeles
Feb. 21	L	3-6	Oakland
Feb. 25	L	2-3	Montreal
Feb. 26	W	1-0	LOS ANGELES
Feb. 28	W	3-2	OAKLAND
Mar. 4	W	2-1	MONTREAL
Mar. 5	L	3-5	Detroit
Mar. 7	T	2-2	ST. LOUIS
Mar. 8	T	0-0	New York
Mar. 11	T	2-2	Oakland
Mar. 12	L	1-4	Los Angeles
Mar. 14	L	3-6	Minnesota
Mar. 18	L	0-2	NEW YORK
Mar. 19	L	1-3	St. Louis
Mar. 21	L	3-5	CHICAGO
Mar. 22	L	4-5	Montreal
Mar. 25	W	2-0	MINNESOTA
Mar. 28	W	2-1	Philadelphia
Mar. 29	T	5-5	ST. LOUIS
Apr. 1	W	4-1	PHILADELPHIA
Apr. 4	L	1-3	St. Louis
Apr. 5	L	1-5	MINNESOTA

SCORING

Players	GP	G	A	PTS	PIM
Dean Prentice	75	26	25	51	14
Ken Schinkel	72	20	25	45	19
Michel Briere	76	12	32	44	20
Jean Pronovost	72	20	21	41	45
Bob Woytowich	68	8	25	33	49
Bryan Hextall	66	12	19	31	87
Ron Schock	76	8	21	29	40
Keith McCreary	60	18	8	26	67
Glen Sather	76	12	14	26	114
Val Fonteyne	68	11	15	26	2
Wally Boyer	72	11	12	23	34
Nick Harbaruk	74	5	17	22	56
Jim Morrison	59	5	15	20	40
Duane Rupp	64	2	14	16	18
Tracy Pratt	65	5	7	12	124
Bob Blackburn	60	4	7	11	51
Bryan Watson	61	1	9	10	189
Mike McMahon	12	1	3	4	19
Rick Kessel	8	1	2	3	2
Ron Snell	3	0	1	1	0
George Swarbrick	12	0	1	1	8
Les Binkley	27	0	1	1	0
Dunc McCajium	14	0	0	0	16
Al Smith	46	0	0	0	20
Bench					4

GOALTENDING

Players (W-L-T)	GP	MP	GA	SO	GAA
Joe Daley (1-5-3)	9	528	26	0	2.95
Al Smith (15-20-8)	46	2555	129	2	3.03
Les Binkley(10-13-1)	27	1477	79	3	3.21
TOTALS (26-38-12)	76	4560	234	5	3.13



1970-71

Record: 21-37-20, Sixth in Western Division

SEASON HIGHLIGHTS

- * Penguins post a seven-game home winning streak from Jan. 13 through Feb. 13.
- * Greg Polis is named to the Western Division All-Star Team.
- * Jean Pronovost records five points (2+3) during an 8-2 win against Detroit on Mar. 24
- * The Penguins set a home record with 18 wins, and set a team record with 20 ties during the season

MAJOR TRADES

- * Jan. 26, 1971 - Obtained Syl Apps and Sheldon Kannegiesser from the New York Rangers for Glen Sather
- * Jan. 31, 1971 - Obtained Jean Guy Legace from Buffalo for Terry Bell

SCORING

Players	GP	G	A	PTS	PIM
Bryan Hextall	76	16	32	48	133
Jean Pronovost	78	21	24	45	35
Andy Bathgate	76	15	29	44	34
Wally Boyer	68	11	30	41	30
Ron Schock	71	14	26	40	20
Dean Prentice	69	21	17	38	18
Ken Schinkel	50	15	19	34	6
Keith McCreary	59	21	12	33	24
Greg Polis	61	18	15	33	40
Duane Rupp	59	5	28	33	34
Dunc McCallum	77	9	20	29	95
Bob Woytowich	78	4	22	26	30
Nick Harbaruk	73	13	12	25	108
Syl Apps	31	9	16	25	19
Rod Zaine	37	8	5	13	21
Val Fonteyne	70	4	9	13	0
Glen Sather	46	8	3	11	96
Jim Morrison	73	0	10	10	32
Bob Blackburn	64	4	5	9	54
Bryan Watson	43	2	6	8	119
John Stewart	15	2	1	3	9
Robin Burns	10	0	3	3	4
Yvon Labre	21	1	1	2	19
Rick Kessel	6	0	2	2	2
Shel. Kannegiesser	18	0	2	2	29
Steve Cardwell	5	0	1	1	15
Lowell MacDonald	10	0	1	1	0
Paul Hoganson	2	0	0	0	0
Cam Newton	5	0	0	0	4
Les Binkley	34	0	0	0	0
Al Smith	47	0	0	0	41
Bench					6

GOALTENDING

PLAYERS (W-L-T)	GP	MP	GA	SO	GAA
Les Binkley (11-11-10)	34	1870	89	2	2.85
Al Smith (9-22-9)	45	2472	126	2	3.10
Cam Newton (1-3-1)	5	281	16	0	3.41
Paul Hoganson (0-1-0)	2	57	7	0	7.36
TOTALS (21-37-20)	78	4680	240	4	3.07

Date	Result	Score	Opponent
Oct.10	L	1-2	BUFFALO
Oct.15	L	2-4	Minnesota
Oct.17	T	0-0	PHILADELPHIA
Oct.18	T	1-1	Buffalo
Oct.21	L	2-4	Los Angeles
Oct.23	W	3-1	California
Oct.25	T	1-1	Vancouver
Oct.28	W	5-3	LOS ANGELES
Oct.31	L	2-5	CHICAGO
Nov. 1	L	2-3	Philadelphia
Nov.4	W	8-3	VANCOUVER
Nov.7	T	2-2	BOSTON
Nov.8	T	3-3	Detroit
Nov.10	L	1-5	LOS ANGELES
Nov.11	T	3-3	New York
Nov.14	W	6-1	CALIFORNIA
Nov.19	L	0-1	ST. LOUIS
Nov.21	W	6-1	DETROIT
Nov.22	L	2-4	Boston
Nov.24	T	4-4	Toronto
Nov.25	T	4-4	BUFFALO
Nov.28	L	1-5	Montreal
Nov.29	L	2-6	New York
Dec.2	T	3-3	MONTREAL
Dec.5	W	3-1	VANCOUVER
Dec.6	L	3-6	Boston
Dec.8	W	4-0	TORONTO
Dec.9	T	2-2	Minnesota
Dec.11	L	2-3	St. Louis
Dec.12	L	0-1	MINNESOTA
Dec.16	L	2-4	TORONTO
Dec.19	W	9-1	DETROIT
Dec.20	L	1-2	Chicago
Dec.23	L	1-6	New York
Dec.25	L	4-8	Boston
Dec.26	W	4-2	BOSTON
Dec.30	T	3-3	Montreal
Dec.31	W	4-1	MINNESOTA
Jan.2	L	1-3	NEW YORK
Jan.6	L	3-4	Philadelphia
Jan.9	L	2-5	Toronto
Jan.13	W	4-2	LOS ANGELES
Jan.14	T	2-2	Detroit
Jan.16	W	4-2	Vancouver
Jan.20	W	4-2	California
Jan.21	L	2-4	Los Angeles
Jan.23	W	4-1	VANCOUVER
Jan.27	W	3-1	TORONTO
Jan.28	L	1-4	Chicago
Jan.30	W	3-1	CHICAGO
Feb.3	W	6-1	CALIFORNIA
Feb.5	T	2-2	St. Louis
Feb.7	L	0-1	Chicago
Feb.9	L	1-4	Montreal
Feb.10	W	5-3	PHILADELPHIA
Feb.13	W	5-4	CHICAGO
Feb.14	L	4-5	Minnesota
Feb.17	L	3-4	Toronto
Feb.18	T	6-6	Buffalo
Feb.20	L	0-2	NEW YORK
Feb.24	T	5-5	ST. LOUIS
Feb.27	L	0-4	NEW YORK
Feb.28	L	2-4	Detroit
Mar.3	W	4-0	MONTREAL
Mar.6	L	3-6	BOSTON
Mar.7	T	3-3	CALIFORNIA
Mar.10	T	2-2	PHILADELPHIA
Mar.13	T	0-0	MINNESOTA
Mar.14	L	1-5	MONTREAL
Mar.17	L	2-5	California
Mar.19	L	4-6	Vancouver
Mar.20	L	4-8	Los Angeles
Mar.24	W	8-2	DETROIT
Mar.28	L	1-3	Philadelphia
Mar.31	L	4-6	BUFFALO
Apr.1	T	3-3	Buffalo
Apr.3	L	3-4	St. Louis
Apr.4	T	1-1	ST. LOUIS



1971-72

Record: 26-38-14, Fourth in Western Division

SEASON HIGHLIGHTS

- * Red Kelly relinquishes general manager duties, and Jack Riley is named to the post.
- * Jim Rutherford posts a seven-game unbeaten streak from Mar. 14 through Apr. 2.
- * Syl Apps sets a new team mark with 44 assists, and ties the team record with 59 points during the regular season.
- * Jean Pronovost and Greg Polis become the first Penguins to reach the 30-goal mark.
- * Pittsburgh returns to the playoffs, but is swept in the first round by Chicago, 4-0.

MAJOR TRADES

- * Jan. 11, 1972 - Obtained Al McDonough from Los Angeles for Bob Woytowich.
- * Mar. 4, 1972 - Obtained Eddie Shack from Buffalo for Rene Robert.

Date	Result	Score	Opponent
Oct.9	W	3-2	PHILADELPHIA
Oct.10	L	1-2	Buffalo
Oct.13	W	4-1	Los Angeles
Oct.16	W	2-1	Vancouver
Oct.17	W	4-2	California
Oct.20	W	8-1	LOS ANGELES
Oct.23	L	2-5	CHICAGO
Oct.24	T	1-1	New York
Oct.27	L	4-6	CALIFORNIA
Oct.28	L	0-2	Minnesota
Oct.30	T	1-1	NEW YORK
Oct.31	L	1-3	Detroit
Nov.3	L	3-5	California
Nov.5	L	2-4	Vancouver
Nov.7	L	1-4	Chicago
Nov.9	W	4-1	St.Louis
Nov.10	W	3-1	VANCOUVER
Nov.13	W	6-4	LOS ANGELES
Nov.15	L	1-5	MINNESOTA
Nov.18	L	3-4	Minnesota
Nov.20	L	2-4	ST. LOUIS
Nov.21	L	3-7	Chicago
Nov.24	L	1-2	TORONTO
Nov.27	L	1-3	Montreal
Dec.1	W	4-2	DETROIT
Dec.4	W	4-2	NEW YORK
Dec.5	L	3-5	Boston
Dec.8	T	1-1	CALIFORNIA
Dec.11	T	3-3	BUFFALO
Dec.12	L	1-6	New York
Dec.15	L	2-3	Toront
Dec.18	L	3-4	BOSTON
Dec.19	T	2-2	Boston
Dec.22	L	2-4	New York
Dec.25	W	4-2	MONTREAL
Dec.26	L	1-6	Philadelphia
Dec.28	L	2-4	TORONTO
Dec.31	T	3-3	BUFFALO
Jan.5	T	3-3	Chicago
Jan.8	L	0-4	CHICAGO
Jan.9	L	2-4	Detroit
Jan.12	T	2-2	BOSTON
Jan.13	L	1-7	Montreal
Jan.15	W	4-2	PHILADELPHIA
Jan.19	L	1-6	VANCOUVER
Jan.22	L	0-1	St.Louis
Jan.23	T	3-3	MONTREAL
Jan.26	L	1-2	ST. LOUIS
Jan.29	L	2-4	CHICAGO
Jan.30	L	0-4	Philadelphia
Feb.3	W	4-3	St.Louis
Feb.5	L	1-8	Los Angeles
Feb.9	W	4-1	Toronto
Feb.10	W	6-1	LOS ANGELES
Feb.12	L	3-8	NEW YORK
Feb.13	W	6-4	VANCOUVER
Feb.16	W	4-2	TORONTO
Feb.17	W	2-0	Buffalo
Feb.19	L	2-6	DETROIT
Feb.20	L	0-2	Minnesota
Feb.23	L	0-2	Toront
Feb.26	W	5-2	PHILADELPHIA
Feb.27	L	3-5	Montreal
Mar.2	W	7-4	DETROIT
Mar.4	W	4-2	MINNESOTA
Mar.5	L	3-6	Detroit
Mar.8	L	4-5	MONTREAL
Mar.11	W	6-4	BOSTON
Mar.12	T	4-4	Boston
Mar.14	W	7-4	Vancouver
Mar.18	T	4-4	Los Angeles
Mar.19	T	3-3	California
Mar.23	L	3-4	BUFFALO
Mar.25	W	3-2	MINNESOTA
Mar.26	T	2-2	Buffalo
Mar.29	W	5-4	CALIFORNIA
Apr.1	T	4-4	Philadelphia
Apr.2	W	6-2	ST. LOUIS

SCORING

Players	GP	G	A	PTS	PIM
Syl Apps	72	15	44	59	78
Jean Pronovost	68	30	23	53	12
Greg Polis	76	30	19	49	38
Ron Schock	77	17	28	46	22
Ken Schinkel	74	15	30	45	8
Bryan Hextall	78	20	24	44	126
Darryl Edstrand	77	10	23	33	52
Bob Leiter	78	14	17	31	18
Nick Harbaruk	78	12	17	29	46
Dianne Rupp	34	4	18	22	32
Bryan Watson	75	3	17	20	212
Val Fonteyne	68	6	13	19	0
Al McDonough	37	7	11	18	8
Rene Robert	49	7	11	18	42
Steve Cardwell	28	7	8	15	18
Eddie Shack	13	5	9	14	12
Dave Burrows	77	2	10	12	48
Tim Horton	44	2	9	11	40
John Stewart	25	2	8	10	23
Keith McCreary	33	4	4	8	22
Joe Norris	35	2	5	7	20
Shel Kannegiesser	54	2	4	6	47
Bob Woytowich	31	1	4	5	8
Bill Hicke	12	2	0	2	6
Brian McKenzie	6	1	1	2	4
Wally Boyer	1	0	1	1	0
Flick Kessall	3	0	1	1	0
Roy Edwards	15	0	1	1	0
Robin Burns	5	0	0	0	8
Les Binkley	31	0	0	0	2
Jim Rutherford	40	0	0	0	16
Bench					8

GOALTENDING

PLAYERS (W-L-T)	GP	MP	GA	SO	GAA
Roy Edwards (2-8-4)	15	847	36	0	2.55
Jim Rutherford (17-15-5)	40	2160	116	1	3.22
Les Binkley (7-15-5)	31	1673	98	0	3.51
TOTAL (26-38-14)	78	4680	258	1	3.30



1972-73

Record: 32-37-9, Fifth in Western Division

SEASON HIGHLIGHTS

- The Penguins set the NHL records for fastest five goals (2:07) and the fastest six goals (5:02) on Nov. 22 vs. St. Louis.
- Syl Apps records six points (3+3) in a 9-1 win against the NY Islanders on Dec. 13.
- Ken Schinkel is named the third head coach in Penguins history on Jan. 13, one day after retiring as a player.
- Greg Polis is named MVP of the All-Star Game at Madison Square Garden after recording two goals for the Western Division.
- Syl Apps sets the team record with 85 points and 56 assists.
- Al McDonough sets a new team mark with 35 goals.

MAJOR TRADES

- Feb. 25, 1973 - Obtained Andy Brown from Detroit for a third round choice in the 1973 Entry Draft and cash.

SCORING

Players	GP	G	A	PTS	PIM
Syl Apps	77	29	56	85	18
Al McDonough	78	35	41	76	26
Lowell MacDonald	78	34	41	75	8
Bryan Hextall	78	21	33	54	113
Greg Polis	78	26	23	49	36
Ron Schock	78	13	36	49	23
Eddie Shack	74	25	20	45	84
Jean Pronovost	66	21	22	43	16
Darryl Edestrand	78	15	24	39	88
Dave Burrows	78	3	24	27	42
Nick Harbaruk	78	10	15	25	47
Ken Schinkel	42	11	10	21	16
Duane Rupp	78	7	13	20	62
Jack Lynch	47	1	18	19	40
Bryan Watson	69	1	17	18	179
Rick Kessell	66	1	13	14	0
Jean Guy Lagace	31	1	5	6	32
Steve Cardwell	20	2	2	4	2
Jim Shires	18	1	2	3	2
Robin Burns	26	0	2	2	20
Jim Wiley	4	0	1	1	0
Cam Newton	11	0	1	1	2
Denis Herron	18	0	1	1	0
Shel Kannegiesser	3	0	0	0	0
Andy Brown	9	0	0	0	2
Ron Lalonde	11	0	0	0	2
Jim Rutherford	49	0	0	0	0
Bench					6

GOALTENDING

PLAYERS (W-L-T)

PLAYERS (W-L-T)	GP	MP	GA	SO	GAA
Jim Rutherford (20-22-5)	49	2660	129	3	2.91
Denis Herron (6-7-2)	18	967	55	2	3.41
Cam Newton (3-4-0)	11	533	35	0	3.94
Andy Brown (3-4-2)	9	520	41	0	4.73
TOTALS (32-37-9)	78	4680	265	5	3.40

Date	Result	Score	Opponent
Oct. 7	W	4-2	ST. LOUIS
Oct. 11	W	5-2	CALIFORNIA
Oct. 14	W	5-2	Boston
Oct. 15	L	4-8	Boston
Oct. 17	W	5-0	NY Islanders
Oct. 18	L	3-4	Toronto
Oct. 21	L	2-4	BOSTON
Oct. 24	W	4-0	Vancouver
Oct. 27	L	3-6	California
Oct. 28	L	2-5	Los Angeles
Nov. 1	L	1-7	MONTREAL
Nov. 2	L	2-4	Philadelphia
Nov. 4	W	6-4	NY RANGERS
Nov. 5	T	1-1	Detroit
Nov. 8	W	5-2	PHILADELPHIA
Nov. 11	L	3-4	VANCOUVER
Nov. 12	L	0-1	Buffalo
Nov. 15	W	7-1	MINNESOTA
Nov. 18	W	6-1	ATLANTA
Nov. 19	W	5-3	NY Rangers
Nov. 22	W	10-4	ST. LOUIS
Nov. 25	T	2-2	NY ISLANDERS
Nov. 26	L	2-6	Atlanta
Nov. 29	W	7-4	TORONTO
Dec. 2	W	3-2	CHICAGO
Dec. 3	L	2-4	Chicago
Dec. 6	T	4-4	California
Dec. 9	L	1-3	Los Angeles
Dec. 13	W	9-1	NY ISLANDERS
Dec. 16	W	5-3	ATLANTA
Dec. 17	L	1-9	NY Rangers
Dec. 19	L	2-3	BOSTON
Dec. 23	L	3-6	Montreal
Dec. 26	T	1-1	Detroit
Dec. 27	T	3-3	Toronto
Dec. 29	L	0-4	TORONTO
Dec. 30	T	2-2	DETROIT
Jan. 2	L	4-5	St. Louis
Jan. 3	W	5-3	Chicago
Jan. 6	W	4-2	VANCOUVER
Jan. 7	L	0-3	NY Rangers
Jan. 10	L	1-2	DETROIT
Jan. 13	W	3-1	LOS ANGELES
Jan. 14	L	2-3	Detroit
Jan. 17	L	4-6	Montreal
Jan. 18	L	2-5	MONTREAL
Jan. 20	W	3-0	BOSTON
Jan. 21	L	3-9	Chicago
Jan. 24	W	5-2	TORONTO
Jan. 25	L	3-6	Philadelphia
Jan. 27	L	3-5	PHILADELPHIA
Jan. 31	W	4-1	LOS ANGELES
Feb. 3	W	2-1	MINNESOTA
Feb. 4	L	3-4	Minnesota
Feb. 7	L	2-5	Montreal
Feb. 10	L	3-6	Boston
Feb. 14	W	6-2	VANCOUVER
Feb. 17	T	3-3	BUFFALO
Feb. 18	L	1-4	Buffalo
Feb. 20	W	4-1	NY Islanders
Feb. 22	W	2-1	NY ISLANDERS
Feb. 24	W	2-0	CHICAGO
Feb. 25	L	1-2	Buffalo
Feb. 28	W	4-2	ST. LOUIS
Mar. 3	L	1-2	CALIFORNIA
Mar. 4	L	2-5	MINNESOTA
Mar. 7	L	1-10	Minnesota
Mar. 10	L	4-5	NY RANGERS
Mar. 11	L	2-3	Philadelphia
Mar. 14	W	3-2	Los Angeles
Mar. 16	T	5-5	California
Mar. 17	L	1-6	Vancouver
Mar. 21	W	5-2	CALIFORNIA
Mar. 24	T	4-4	BUFFALO
Mar. 25	W	4-2	Atlanta
Mar. 28	W	6-3	ATLANTA
Mar. 31	L	2-7	St. Louis
Apr. 1	W	5-4	PHILADELPHIA



1973-74

Record: 28-41-9, Fifth in Western Division

SEASON HIGHLIGHTS

- * Marc Boileau replaces Ken Schinkel as head coach on Feb. 6, and compiles a 14-10-4 record.
- * Jean Pronovost posts a seven-game goal streak from Feb. 27 through Mar. 10.
- * The "Century Line" of Syl Apps, Jean Pronovost and Lowell MacDonald combines for 107 goals, the second-highest total in the NHL.
- * Syl Apps finishes seventh in league scoring with 85 points (24+61), and Lowell Mac Donald finishes ninth overall with 82 points (43+39).
- * Apps' 61 assists and MacDonald's 43 goals both set new team records.

MAJOR TRADES

- * Jan. 4, 1974 - Obtained Chuck Arnason and Bob Paradise from Atlanta for Al McDonough.
- * Jan. 17, 1974 - Obtained Ron Stackhouse from Detroit for Jim Rutherford and Jack Lynch.
- * Jan. 17, 1974 - Obtained Bob Kelly, Ab DeMarco and Steve Durbano From New York Rangers for Greg Polis, Bryan Watson and a second round choice in the 1974 Entry Draft.

SCORING

Players	GP	G	A	PTS	PIM
Syl Apps	75	24	61	85	37
Lowell MacDonald	78	43	39	82	14
Jean Pronovost	77	40	32	72	22
Ron Schock	77	14	29	43	22
Al McDonough	37	14	22	36	12
Ron Stackhouse	69	6	29	35	66
Bob Kelly	67	16	18	34	123
Chuck Arnason	74	20	11	31	17
Ab DeMarco	57	10	21	31	15
Greg Polis	41	14	13	27	32
Ron Lalonde	73	10	17	27	14
Steve Durbano	69	8	19	27	284
Wayne Bianchin	69	12	13	25	38
Bernie Lukowich	53	9	10	19	32
Bob McManama	47	5	14	19	18
Dave Burrows	71	3	14	17	30
Ted Snell	55	4	12	16	8
Nick Beverley	67	2	14	16	21
Blaine Stoughton	34	5	6	11	8
Bob Paradise	56	2	8	10	52
Bryan Hextall	37	2	7	9	39
Jean Guy Lagace	31	2	6	8	34
Jack Lynch	17	0	7	7	21
Bryan Watson	38	1	4	5	137
Yvon Labre	16	1	2	3	13
Larry Bignell	20	0	3	3	2
Jim Wiley	22	0	3	3	2
Ron Jones	25	0	3	3	15
Jim Rutherford	26	0	1	1	2
Darryl Edestrand	3	0	0	0	0
Hank Nowak	13	0	0	0	11
Denis Herron	5	0	0	0	0
Gary Inness	20	0	0	0	0
Andy Brown	36	0	0	0	60
Bench					10

GOALTENDING

PLAYERS (W-L-T)	GP	MP	GA	SO	GAA
Gary Inness (7-10-1)	20	1032	56	0	3.26
Jim Rutherford (7-12-4)	26	1432	82	0	3.44
Andy Brown (13-16-4)	36	1956	115	1	3.53
Denis Herron (1-3-0)	5	260	18	0	4.15
TOTALS (28-41-9)	78	4680	273	1	3.50

Date	Result	Score	Opponent
Oct. 12	W	4-3	Atlanta
Oct. 13	L	2-8	NY RANGERS
Oct. 17	W	4-2	Minnesota
Oct. 20	W	5-3	CALIFORNIA
Oct. 21	L	2-8	Boston
Oct. 24	L	2-3	MONTREAL
Oct. 27	L	0-6	PHILADELPHIA
Oct. 28	W	7-2	NY Rangers
Oct. 31	T	1-1	Montreal
Nov. 3	L	0-6	Toronto
Nov. 4	L	0-7	Philadelphia
Nov. 7	T	1-1	NY ISLANDERS
Nov. 10	T	4-4	ATLANTA
Nov. 13	W	5-2	MINNESOTA
Nov. 15	L	3-5	St Louis
Nov. 17	L	1-4	CHICAGO
Nov. 18	L	0-7	NY Rangers
Nov. 21	W	5-4	VANCOUVER
Nov. 22	W	4-2	Toronto
Nov. 24	L	2-5	MONTREAL
Nov. 28	L	3-4	TORONTO
Dec. 1	T	2-2	ATLANTA
Dec. 2	L	1-2	Chicago
Dec. 5	L	1-4	Los Angeles
Dec. 7	L	3-4	California
Dec. 8	L	2-3	Vancouver
Dec. 12	W	9-1	CALIFORNIA
Dec. 15	L	0-2	DETROIT
Dec. 16	W	2-1	Atlanta
Dec. 20	L	5-6	Boston
Dec. 22	L	1-4	NY RANGERS
Dec. 23	L	2-3	Buffalo
Dec. 26	T	2-2	Detroit
Dec. 28	L	1-3	ST LOUIS
Dec. 29	L	2-4	CHICAGO
Jan. 2	L	4-8	Minnesota
Jan. 3	L	1-6	Buffalo
Jan. 5	W	5-2	BUFFALO
Jan. 9	L	4-6	TORONTO
Jan. 12	W	5-2	BUFFALO
Jan. 13	L	3-5	BOSTON
Jan. 16	L	0-2	LOS ANGELES
Jan. 16	W	6-2	Vancouver
Jan. 20	W	5-3	Philadelphia
Jan. 23	W	4-1	ST. LOUIS
Jan. 26	L	0-2	LOS ANGELES
Jan. 27	L	5-6	Detroit
Jan. 30	L	2-4	NY RANGERS
Feb. 2	L	1-3	CHICAGO
Feb. 3	L	4-5	Boston
Feb. 7	L	4-5	Philadelphia
Feb. 9	W	3-2	NY Islanders
Feb. 10	L	3-5	Chicago
Feb. 13	W	5-3	DETROIT
Feb. 16	W	7-3	CALIFORNIA
Feb. 20	T	1-1	ST. LOUIS
Feb. 23	L	2-6	BOSTON
Feb. 24	W	4-2	Chicago
Feb. 27	W	4-1	LOS ANGELES
Feb. 28	L	1-7	Montreal
Mar. 2	W	6-1	VANCOUVER
Mar. 5	W	2-1	NY Islanders
Mar. 7	T	2-2	Toronto
Mar. 9	W	7-5	ST LOUIS
Mar. 10	L	4-5	MONTREAL
Mar. 13	L	1-5	Los Angeles
Mar. 15	W	6-1	California
Mar. 16	W	8-6	Vancouver
Mar. 20	T	1-1	NY ISLANDERS
Mar. 23	L	1-5	Minnesota
Mar. 24	W	8-0	DETROIT
Mar. 27	T	3-3	MINNESOTA
Mar. 30	L	3-4	St Louis
Mar. 31	W	4-2	ATLANTA
Apr. 2	L	2-3	NY Islanders
Apr. 4	W	4-2	BUFFALO
Apr. 6	W	6-1	PHILADELPHIA
Apr. 7	L	3-6	Atlanta



1974-75

Record: 37-28-15, Third in Norris Division

SEASON HIGHLIGHTS

- * Syl Apps is named MVP of the All-Star Game at Montreal after recording two goals for the Wales Conference.
- * The Penguins record their 200th franchise victory with a 6-1 win over Chicago on Jan. 29.
- * Ron Stackhouse records six assists on Mar. 8 vs. Philadelphia.
- * Pierre Larouche records 68 points (31+37) to lead all NHL rookies.

MAJOR TRADES

- * Sept. 13, 1974 - Obtained Rick Kehoe from Toronto for Blaine Stoughton and a first round choice in the 1977 Entry Draft.
- * Nov. 4, 1974 - Obtained Barry Wilkins from Vancouver for Ab DeMarco.
- * Dec. 14, 1974 - Obtained Lew Morrison from Washington for Ron Lalonde.
- * Jan. 10, 1975 - Obtained Michel Plasse from Kansas City for Jean Guy Lagace and Denis Herron.

SCORING

PLAYERS	GP	G	A	PTS	PIM
Ron Schock	80	23	63	86	36
Syl Apps	79	24	55	79	43
Jean Pronovost	78	43	32	75	37
Vic Hadfield	78	31	42	73	72
Pierre Larouche	79	31	37	68	52
Rick Kehoe	76	32	31	63	22
Lowell MacDonald	71	27	33	60	24
Ron Stackhouse	72	15	45	60	52
Chuck Arnason	78	26	32	58	32
Bob Kelly	69	27	24	51	120
Barry Wilkins	58	5	29	34	97
Pete Laframboise	80	10	23	33	30
Colin Campbell	59	4	15	19	172
Bob Paradise	78	3	15	18	109
Dennis Owchar	46	6	11	17	67
Dave Burrows	78	2	15	17	49
Lew Morrison	70	7	9	16	10
Bob McManama	40	5	9	14	6
Nelson DeBenedict	31	6	3	9	11
Jean Guy Lagace	27	1	8	9	39
Kelly Pratt	22	0	6	6	15
Ab DeMarco	8	2	1	3	4
Ron Lalonde	24	0	3	3	0
Michel Plasse	44	0	2	2	24
Gary Inness	57	0	2	2	2
Mario Faubert	10	1	0	1	6
Steve Durban	1	0	1	1	0
Yves Bergeron	2	0	0	0	0
Denis Herron	3	0	0	0	0
Bob Stumpf	3	0	0	0	4
Harvey Bennett	7	0	0	0	0
Bob Johnson	12	0	0	0	6
Bench					14

GOALTENDING

PLAYERS (W-L-T)	GP	MP	GA	SO	GAA
Gary Inness (24-18-10)	57	3122	161	2	3.09
Michel Plasse (9-5-4)	20	1094	73	0	4.00
Bob Johnson (3-4-1)	12	476	40	0	5.04
Denis Herron (1-1-0)	3	108	11	0	6.11
TOTALS (37-28-15)	80	4800	285	2	3.61

Date	Result	Score	Opponent
Oct.9	W	4-2	MINNESOTA
Oct.12	W	7-2	DETROIT
Oct.19	L	3-6	PHILADELPHIA
Oct.20	L	1-5	Atlanta
Oct.23	T	5-5	BOSTON
Oct.26	L	4-5	NY RANGERS
Oct.29	L	0-2	Los Angeles
Nov. 1	L	4-7	Vancouver
Nov. 3	T	3-3	Chicago
Nov. 5	W	5-3	Kansas City
Nov. 7	L	3-5	LOS ANGELES
Nov. 9	W	5-2	CALIFORNIA
Nov. 10	L	3-8	Buffalo
Nov. 13	W	8-2	NY ISLANDERS
Nov. 16	W	8-1	WASHINGTON
Nov. 17	W	6-0	Washington
Nov. 19	L	3-4	NY Islanders
Nov. 20	W	8-5	Toronto
Nov. 23	T	0-0	LOS ANGELES
Nov. 24	L	5-7	NY Rangers
Nov. 27	L	2-3	MONTREAL
Nov. 30	T	5-5	BUFFALO
Dec. 1	L	3-6	Buffalo
Dec. 4	W	4-2	TORONTO
Dec. 7	L	2-5	Montreal
Dec. 8	L	2-3	Boston
Dec. 12	T	3-3	MONTREAL
Dec. 14	W	6-3	CHICAGO
Dec. 15	W	3-2	Detroit
Dec. 18	L	4-6	Toronto
Dec. 19	T	4-4	KANSAS CITY
Dec. 21	L	7-8	Minnesota
Dec. 22	L	0-4	Philadelphia
Dec. 26	T	2-2	ST. LOUIS
Dec. 28	T	3-3	ATLANTA
Dec. 30	W	7-5	TORONTO
Jan. 2	W	6-3	MINNESOTA
Jan. 4	W	4-3	VANCOUVER
Jan. 8	L	5-7	Chicago
Jan. 10	T	3-3	Atlanta
Jan. 11	W	6-3	CALIFORNIA
Jan. 15	W	5-3	ATLANTA
Jan. 18	T	4-4	BOSTON
Jan. 19	W	3-2	Washington
Jan. 22	W	7-5	CALIFORNIA
Jan. 25	W	5-2	NY RANGERS
Jan. 26	L	2-7	Montreal
Jan. 29	W	6-1	CHICAGO
Jan. 30	L	2-5	Detroit
Feb. 1	T	4-4	ST. LOUIS
Feb. 4	W	3-2	Vancouver
Feb. 5	W	3-2	Los Angeles
Feb. 7	W	4-1	California
Feb. 11	L	1-2	NY Islanders
Feb. 12	T	3-3	BUFFALO
Feb. 15	W	8-3	Toronto
Feb. 16	W	3-2	NY ISLANDERS
Feb. 19	T	2-2	LOS ANGELES
Feb. 22	W	3-2	ST. LOUIS
Feb. 23	L	1-3	DETROIT
Feb. 25	L	4-6	Boston
Feb. 26	W	3-1	WASHINGTON
Mar. 1	W	7-3	VANCOUVER
Mar. 2	W	8-6	NY Rangers
Mar. 5	T	4-4	Kansas City
Mar. 8	W	8-2	PHILADELPHIA
Mar. 9	L	4-8	Buffalo
Mar. 12	W	5-3	BOSTON
Mar. 13	L	0-6	Philadelphia
Mar. 15	W	12-1	WASHINGTON
Mar. 16	W	6-3	KANSAS CITY
Mar. 18	L	2-5	St. Louis
Mar. 19	T	3-3	California
Mar. 22	L	0-4	Los Angeles
Mar. 26	W	6-4	MONTREAL
Mar. 29	W	4-2	Detroit
Mar. 30	W	4-1	MINNESOTA
Apr. 2	L	0-6	Montreal
Apr. 5	W	7-1	DETROIT
Apr. 6	L	4-8	Washington



1975-76

Record: 35-33-12, Third in Norris Division

SEASON HIGHLIGHTS

- * Jean Pronovost records a 16-game point streak from Nov. 1 through Dec. 3.
- * The Penguins post an 11-game unbeaten streak (7-0-4) from Feb. 7 through Feb. 28.
- * Pierre Larouche finished fifth overall in league scoring with 111 points (53+58), and is joined in the top 10 by Jean Pronovost (52+52=104, eighth) and Syl Apps (32+67=99, tenth).
- * Larouche's 53 goals and Apps' 67 assists establish new team records.

Date	Result	Score	Opponent
Oct 7	W	4-2	Washington
Oct 11	W	7-5	WASHINGTON
Oct 15	W	8-4	Toronto
Oct 16	W	6-1	DETROIT
Oct 21	L	1-7	MONTREAL
Oct 25	T	4-4	PHILADELPHIA
Oct 30	L	0-4	Los Angeles
Nov. 1	L	3-7	Minnesota
Nov. 2	L	2-7	Buffalo
Nov. 5	W	7-6	NY ISLANDERS
Nov. 6	W	5-3	St. Louis
Nov. 8	L	5-7	CHICAGO
Nov. 9	L	4-6	Philadelphia
Nov. 12	T	6-6	Washington
Nov. 13	L	4-5	MONTREAL
Nov. 15	L	2-5	BUFFALO
Nov. 18	L	3-5	CALIFORNIA
Nov. 21	W	4-1	Atlanta
Nov. 22	W	6-3	LOS ANGELES
Nov. 26	W	5-2	DETROIT
Nov. 29	W	8-3	NY RANGERS
Nov. 30	L	2-4	Boston
Dec. 3	T	3-3	Chicago
Dec. 4	L	1-6	NY Islanders
Dec. 7	W	6-3	TORONTO
Dec. 9	L	2-3	Kansas City
Dec. 10	L	2-3	Detroit
Dec. 13	T	4-4	BOSTON
Dec. 14	L	4-7	Montreal
Dec. 17	W	9-2	California
Dec. 19	L	1-5	Vancouver
Dec. 20	W	5-1	Los Angeles
Dec. 23	L	3-4	NY Rangers
Dec. 26	L	3-4	Atlanta
Dec. 27	W	3-2	ATLANTA
Dec. 31	W	5-1	LOS ANGELES
Jan. 3	L	4-8	PHILADELPHIA
Jan. 4	L	3-5	Chicago
Jan. 7	L	1-4	California
Jan. 10	T	3-3	VANCOUVER
Jan. 11	L	0-6	Buffalo
Jan. 13	L	2-6	Boston
Jan. 15	L	1-4	Philadelphia
Jan. 17	W	3-2	BUFFALO
Jan. 18	W	8-3	NY RANGERS
Jan. 22	L	3-4	MONTREAL
Jan. 24	W	8-2	WASHINGTON
Jan. 25	T	1-1	MINNESOTA
Jan. 29	W	6-2	KANSAS CITY
Jan. 31	T	4-4	Kansas City
Feb. 1	W	7-1	TORONTO
Feb. 5	L	1-5	Boston
Feb. 7	W	7-3	Los Angeles
Feb. 8	W	7-3	Vancouver
Feb. 11	T	4-4	California
Feb. 14	T	4-4	NY Islanders
Feb. 15	W	6-4	LOS ANGELES
Feb. 17	W	6-1	KANSAS CITY
Feb. 19	W	7-5	TORONTO
Feb. 21	W	10-1	CHICAGO
Feb. 22	T	2-2	Detroit
Feb. 25	T	3-3	ATLANTA
Feb. 28	W	5-4	VANCOUVER
Feb. 29	L	3-5	ST. LOUIS
Mar. 2	W	6-2	Minnesota
Mar. 6	W	5-0	MINNESOTA
Mar. 7	L	3-5	NY ISLANDERS
Mar. 10	L	6-7	BUFFALO
Mar. 13	W	4-2	CALIFORNIA
Mar. 14	W	7-1	ST. LOUIS
Mar. 16	L	4-5	Montreal
Mar. 19	W	7-3	Washington
Mar. 21	W	4-2	NY Rangers
Mar. 24	T	5-5	BOSTON
Mar. 25	L	2-5	St. Louis
Mar. 28	W	3-0	DETROIT
Mar. 29	L	4-5	Toronto
Mar. 31	L	3-7	Montreal
Apr. 3	L	4-5	WASHINGTON
Apr. 4	W	6-5	Detroit

MAJOR TRADES

- * Dec. 16, 1975 - Obtained Stan Gilbertson from Washington for Harvey Bennett.
- * Jan. 9, 1976 - Obtained Ed Gilbertson, Simon Nolet and a first round choice in the 1976 Entry Draft from Kansas City for Steve Durbano, Chuck Arnsan and a first round choice in the 1976 Entry Draft.
- * Mar. 8, 1976 - Obtained Ed Van Impe and Bob Taylor from Philadelphia for Gary Inness and future considerations.

SCORING

PLAYERS	GP	G	A	PTS	PIM
Pierre Larouche	76	53	58	111	33
Jean Pronovost	80	52	52	104	24
Syl Apps	80	32	67	99	24
Rick Kehoe	71	29	47	76	6
Lowell MacDonald	69	30	43	73	12
Ron Stackhouse	80	11	60	71	76
Vic Hadfield	76	30	35	65	46
Ron Schock	80	18	44	62	28
Bob Kelly	77	25	30	55	149
Dave Burrows	80	7	22	29	51
Barry Wilkins	75	0	27	27	106
Stan Gilbertson	48	13	8	21	6
Simon Nolet	39	9	8	17	2
Colin Campbell	64	7	10	17	105
Dennis Owchar	54	5	12	17	19
Chuck Arnsan	30	7	3	10	14
Lew Morrison	78	4	5	9	8
Mario Faubert	21	1	8	9	10
Steve Durbano	32	0	8	8	161
Harvey Bennett	25	3	3	6	53
Wayne Bianchin	14	1	5	6	4
Ed Van Impe	12	0	5	5	16
Bob McManama	12	1	2	3	4
Ed Gilbert	38	1	1	2	0
Jacques Cossette	7	0	2	2	9
Michel Plasse	56	0	2	2	18
Bob Taylor	2	0	0	0	0
Gordie Laxton	8	0	0	0	0
Bob Paradise	9	0	0	0	4
Gary Inness	23	0	0	0	2
Bench					14

GOALTEENDING

PLAYERS (W-L-T)	GP	MP	GA	SO	GAA
Michel Plasse (24-19-10)	55	3096	178	2	3.45
Gary Inness (8-9-2)	23	1212	82	0	4.06
Gordie Laxton (3-4-0)	8	414	31	0	4.49
Bob Taylor (0-1-0)	2	78	7	0	5.38
TOTALS (35-33-12)	80	4800	303	2	3.79



1976-77

Record: 34-33-13, Third in Norris Division

SEASON HIGHLIGHTS

- * Pierre Larouche records his fourth career hat trick in a 6-6 tie at Toronto on Feb. 19.
- * Dunc Wilson and Denis Herron combine for 52 saves in a 7-3 loss to Atlanta on Mar. 15.
- * Wayne Bianchin and Atlanta's Guy Chouinard record goals just four seconds apart on Mar. 15 to set the NHL record for two fastest goals.

MAJOR TRADES

- * Aug. 11, 1976 - Obtained Don Awrey from Montreal for a third round choice in the 1978 Entry Draft.
- * Oct. 8, 1976 - Obtained Dunc Wilson from the New York Rangers for cash and other considerations.
- * Oct. 18, 1976 - Obtained Mike Corrigan from Los Angeles for a fifth round choice in the 1977 Entry Draft.

SCORING

PLAYERS	GP	G	A	PTS	PIM
Jean Pronovost	79	33	31	64	24
Pierre Larouche	65	29	34	63	14
Syl Apps	72	18	43	61	20
Rick Kehoe	80	30	27	57	10
Ron Schock	80	17	32	49	10
Mike Corrigan	73	14	27	41	36
Ron Stackhouse	80	7	34	41	72
Greg Malone	66	18	19	37	43
Blair Chapman	80	14	23	37	16
Wayne Bianchin	79	28	6	34	28
Bob Kelly	74	10	21	31	115
Dennis Owchar	46	5	18	23	37
Stan Gilbertson	67	6	9	15	13
Mario Faubert	47	2	11	13	32
Russ Anderson	66	2	11	13	81
Don Awrey	79	1	12	13	40
Dave Burrows	69	3	6	9	29
Lew Morrison	76	2	1	3	0
Ed Van Impe	10	0	3	3	6
Lowell MacDonald	3	1	1	2	0
Vic Hadfield	9	0	2	2	0
Tom Price	7	0	2	2	4
Denis Herron	34	0	1	1	4
Dunc Wilson	45	0	1	1	21
Yves Bergeron	1	0	0	0	0
Steve Lyon	3	0	0	0	2
Gordie Laxton	6	0	0	0	0
Ed Gilbert	7	0	0	0	0
Bench					12

GOALTENDING

PLAYERS (W-L-T)	GP	MP	GA	SO	GAA
Denis Herron (15-11-5)	34	1920	94	1	2.94
Dunc Wilson (18-19-8)	45	2627	129	5	2.95
Gordie Laxton (1-3-0)	6	253	26	0	6.17
TOTALS (34-33-13)	80	4800	252	6	3.15

Date	Result	Score	Opponent
Oct 6	W	9-5	VANCOUVER
Oct 7	L	1-10	Montreal
Oct 9	L	4-7	LOS ANGELES
Oct 13	L	1-4	Chicago
Oct 15	L	1-2	Atlanta
Oct 16	W	4-3	DETROIT
Oct 20	T	4-4	Toronto
Oct 23	L	1-9	MONTREAL
Oct 24	T	3-3	ATLANTA
Oct 27	T	4-4	Buffalo
Oct 28	L	0-3	Philadelphia
Oct 30	T	2-2	NY RANGERS
Nov. 2	W	7-1	LOS ANGELES
Nov. 5	W	4-1	Colorado
Nov. 7	T	2-2	Cleveland
Nov. 10	L	2-3	MINNESOTA
Nov. 13	W	1-0	PHILADELPHIA
Nov. 14	W	5-1	NY RANGERS
Nov. 20	L	2-5	COLORADO
Nov. 21	W	5-0	CHICAGO
Nov. 24	L	0-4	BOSTON
Nov. 26	W	3-1	Cleveland
Nov. 27	L	1-3	NY ISLANDERS
Nov. 30	L	4-6	Washington
Dec. 2	W	4-2	NY Islanders
Dec. 4	L	1-3	Montreal
Dec. 7	W	6-2	MINNESOTA
Dec. 9	W	2-1	Buffalo
Dec. 11	L	3-6	NY Islanders
Dec. 12	W	5-3	ST. LOUIS
Dec. 16	W	5-4	CLEVELAND
Dec. 18	L	3-5	WASHINGTON
Dec. 19	L	3-6	Boston
Dec. 22	W	5-2	Toronto
Dec. 23	L	2-5	DETROIT
Dec. 26	W	4-2	TORONTO
Dec. 29	T	3-3	MONTREAL
Jan. 1	W	6-3	BUFFALO
Jan. 4	T	2-2	VANCOUVER
Jan. 6	T	3-3	Washington
Jan. 8	W	4-2	CHICAGO
Jan. 11	L	0-2	TORONTO
Jan. 15	W	5-2	BUFFALO
Jan. 16	L	5-6	ATLANTA
Jan. 18	W	3-0	Vancouver
Jan. 20	L	3-5	Los Angeles
Jan. 22	W	3-2	NY ISLANDERS
Jan. 27	W	3-0	NY Rangers
Jan. 29	L	2-5	PHILADELPHIA
Jan. 30	W	5-2	BOSTON
Feb. 2	W	5-2	MINNESOTA
Feb. 3	T	0-0	Cleveland
Feb. 5	W	3-1	DETROIT
Feb. 6	L	2-5	Colorado
Feb. 8	L	3-6	ST. LOUIS
Feb. 11	L	2-3	Vancouver
Feb. 12	W	3-2	Los Angeles
Feb. 16	T	4-4	MONTREAL
Feb. 19	T	6-6	Toronto
Feb. 20	W	4-1	CLEVELAND
Feb. 22	L	1-3	Washington
Feb. 24	L	2-3	Detroit
Feb. 25	W	2-1	WASHINGTON
Feb. 27	T	2-2	BOSTON
Mar. 2	L	0-5	LOS ANGELES
Mar. 3	L	1-5	Montreal
Mar. 5	T	3-3	Los Angeles
Mar. 6	W	2-1	St. Louis
Mar. 9	W	3-0	COLORADO
Mar. 12	W	3-2	BUFFALO
Mar. 13	L	0-4	Philadelphia
Mar. 15	L	3-7	Atlanta
Mar. 16	W	7-3	ST. LOUIS
Mar. 19	L	2-5	NY RANGERS
Mar. 20	L	2-3	Chicago
Mar. 22	W	4-2	Minnesota
Mar. 27	L	0-3	Boston
Mar. 30	L	3-4	WASHINGTON
Apr. 2	W	4-3	Detroit
Apr. 3	W	4-2	DETROIT



1977-78

Record: 25-37-18, Fourth in Norris Division

SEASON HIGHLIGHTS

- * Johnny Wilson is named head coach on June 13.
- * Pete Mahovich records a hat trick in his first game with the Penguins, a 6-4 win over Detroit on Nov. 30.
- * Jean Pronovost posts a seven-game goal streak from Jan. 2 through Jan. 14.
- * Edward J. DeBartolo takes control of the Penguins on Apr. 5.

MAJOR TRADES

- * Sept. 20, 1977 - Obtained Brian Spencer from Buffalo for Ron Schock.
- * Oct. 1, 1977 - Obtained Bob Paradise from Washington for the rights to Don Awrey.
- * Nov. 2, 1977 - Obtained Gene Carr, Dave Schultz and a fourth round choice in the 1978 Entry Draft from Los Angeles for Syl Apps and Hartland Monahan.
- * Nov. 29, 1977 - Obtained Peter Lee and Pete Mahovich from Montreal for Pierre Larouche and the rights to Peter Marsh.

SCORING

PLAYERS

PLAYERS	GP	G	A	PTS	PIM
Jean Pronovost	79	40	25	65	50
Pete Mahovich	57	25	36	61	37
Greg Malone	78	18	43	61	80
Gene Carr	70	17	37	54	76
Rick Kehoe	70	29	21	50	10
Blair Chapman	75	24	20	44	37
Tom Edur	58	5	38	43	18
Dave Schultz	66	9	25	34	378
Wayne Bianchin	61	20	13	33	40
Brian Spencer	79	9	11	20	81
Mike Corrigan	25	8	12	20	10
Ron Stackhouse	50	5	15	20	36
Dave Burrows	67	4	15	19	24
Peter Lee	80	5	13	18	19
Russ Anderson	74	2	16	18	150
Lowell MacDonald	19	5	8	13	2
John Flesch	29	7	5	12	19
Bob Paradise	64	2	10	12	53
Pierre Larouche	20	6	5	11	0
Dennis Owchar	22	2	8	10	23
Colin Campbell	55	1	9	10	103
Tom Cassidy	26	3	4	7	15
Syl Apps	9	0	7	7	0
Jim Hamilton	25	2	4	6	2
Mario Faubert	18	0	6	6	11
Derek Sanderson	13	3	1	4	0
Jacques Cossette	19	1	2	3	4
Hartland Monahan	7	2	0	2	2
Lew Morrison	8	0	2	2	0
Dunc Wilson	21	0	1	1	0
Denis Herron	80	0	1	1	6
Greg Redquest	1	0	0	0	0
Kim Davis	1	0	0	0	0
Gordie Laxton	2	0	0	0	0
Tom Price	10	0	0	0	0
Bench					14

GOALTENDING

PLAYERS (W-L-T)

PLAYERS (W-L-T)	GP	MP	GA	SO	GAA
Denis Herron (20-25-15)	60	3534	210	0	3.57
Dunc Wilson (5-11-3)	21	1180	95	0	4.83
Gordie Laxton (0-1-0)	2	73	9	0	7.40
Greg Redquest (0-0-0)	1	13	3	0	13.85
TOTALS (25-37-18)	80	4800	321	0	4.01

Date	Result	Score	Opponent
Oct. 12	W	4-2	ST. LOUIS
Oct. 14	L	1-2	Washington
Oct. 15	L	2-8	PHILADELPHIA
Oct. 19	T	3-3	NY Rangers
Oct. 20	L	0-11	Philadelphia
Oct. 22	W	5-2	ATLANTA
Oct. 23	W	3-2	Cleveland
Oct. 26	L	3-4	DETROIT
Oct. 29	L	3-6	BOSTON
Nov. 2	L	1-3	Detroit
Nov. 4	L	2-5	Atlanta
Nov. 5	L	3-4	NY Islanders
Nov. 9	W	5-3	CLEVELAND
Nov. 12	W	7-4	CHICAGO
Nov. 13	T	3-3	Buffalo
Nov. 16	L	4-7	Minnesota
Nov. 19	T	5-5	NY RANGERS
Nov. 22	T	3-3	Vancouver
Nov. 24	L	3-5	Los Angeles
Nov. 25	W	5-2	NY ISLANDERS
Nov. 29	L	1-9	Montreal
Nov. 30	W	6-4	DETROIT
Dec. 3	T	4-4	BUFFALO
Dec. 4	W	4-2	Washington
Dec. 6	T	3-3	Colorado
Dec. 8	L	3-5	LOS ANGELES
Dec. 10	L	2-6	Boston
Dec. 11	L	1-5	ATLANTA
Dec. 14	L	2-3	St. Louis
Dec. 17	W	5-3	MONTREAL
Dec. 22	T	3-3	Buffalo
Dec. 23	L	2-6	TORONTO
Dec. 26	W	5-4	Toronto
Dec. 28	T	2-2	WASHINGTON
Dec. 29	L	3-4	Montreal
Dec. 31	W	6-3	CLEVELAND
Jan. 2	L	2-3	Washington
Jan. 4	W	6-3	VANCOUVER
Jan. 7	T	3-3	LOS ANGELES
Jan. 9	W	5-3	NY Rangers
Jan. 11	L	6-8	MONTREAL
Jan. 12	T	4-4	Philadelphia
Jan. 14	W	4-2	CLEVELAND
Jan. 18	L	0-1	Atlanta
Jan. 21	L	2-5	WASHINGTON
Jan. 22	W	3-1	NY RANGERS
Jan. 28	T	3-3	BUFFALO
Jan. 29	L	2-8	Boston
Jan. 31	W	5-3	Detroit
Feb. 1	W	6-1	MINNESOTA
Feb. 4	L	1-8	BOSTON
Feb. 7	W	4-2	Colorado
Feb. 11	T	3-3	Los Angeles
Feb. 14	W	2-1	CHICAGO
Feb. 18	T	1-1	LOS ANGELES
Feb. 19	T	2-2	Chicago
Feb. 21	W	5-4	St. Louis
Feb. 22	T	2-2	ST. LOUIS
Feb. 25	L	1-3	PHILADELPHIA
Feb. 26	T	4-4	Buffalo
Mar. 1	L	2-5	MONTREAL
Mar. 4	L	3-6	NY Islanders
Mar. 5	T	3-3	NY ISLANDERS
Mar. 8	W	5-3	COLORADO
Mar. 11	L	1-3	VANCOUVER
Mar. 12	L	1-7	TORONTO
Mar. 14	L	2-4	Los Angeles
Mar. 15	L	4-7	Vancouver
Mar. 18	W	3-2	Toronto
Mar. 19	L	1-9	Chicago
Mar. 21	L	1-7	Minnesota
Mar. 22	L	2-5	COLORADO
Mar. 25	T	2-2	DETROIT
Mar. 29	L	2-6	Montreal
Mar. 30	L	3-6	Boston
Apr. 2	W	6-3	TORONTO
Apr. 5	W	7-2	MINNESOTA
Apr. 6	L	4-8	Detroit
Apr. 8	L	4-6	WASHINGTON
Apr. 9	W	3-2	Cleveland



1978-79

Record: 36-31-13, Second in Norris Division

SEASON HIGHLIGHTS

- * Penguins record a 10-game unbeaten streak (6-0-4) from Mar. 13 through Mar. 28.
- * The Penguins set a single-season record with 34 road points.
- * George Ferguson scores in overtime to eliminate Buffalo from the preliminary round of the playoffs, 2-1.

MAJOR TRADES

- * June 13, 1978 - Obtained Randy Carlyle and George Ferguson from Toronto for Dave Burrows.
- * June 14, 1978 - Obtained Tom Bladon, Orest Kindrachuk and Ross Lonsberry from Philadelphia for a first round choice in the 1978 Entry Draft.
- * Sept. 6, 1978 - Obtained Gregg Sheppard from Boston in a three-way deal, with Pittsburgh sending Jean Pronovost to Atlanta and Atlanta sending Dick Redmond to Boston.
- * Oct. 18, 1978 - Obtained Rod Schutt from Montreal for a first round choice in the 1981 Entry Draft.

SCORING

PLAYERS

PLAYERS	GP	G	A	PTS	PIM
Greg Malone	80	35	30	65	52
Orest Kindrachuk	79	18	42	60	84
Peter Lee	80	32	26	58	24
Peter Mahovich	60	14	39	53	39
George Ferguson	80	21	29	50	37
Randy Carlyle	70	13	34	47	78
Ross Lonsberry	80	24	22	46	38
Rick Kehoe	57	27	18	45	2
Rod Schutt	74	24	21	45	33
Ron Stackhouse	75	10	33	43	54
Gregg Sheppard	60	15	22	37	9
Dale Tallon	63	5	24	29	35
Tom Bladon	78	4	23	27	64
Gary McAdam	68	11	14	25	15
Colin Campbell	65	2	18	20	137
Blair Chapman	71	10	8	18	18
Russ Anderson	72	3	13	16	93
Wayne Bianchin	40	7	4	11	20
Jacques Cossette	38	7	2	9	16
Denis Herron	56	0	2	2	18
Kim Davis	1	1	0	1	0
Bob Paradise	14	0	1	1	4
Gordon Laxton	1	0	0	0	0
Jim Hamilton	2	0	0	0	0
Tom Price	2	0	0	0	4
Lex Hudson	2	0	0	0	0
Mike Meeker	4	0	0	0	5
Brian Spencer	7	0	0	0	0
Greg Milen	28	0	0	0	0
Bench					16

GOALTENDING

PLAYERS (W-L-T)

PLAYERS (W-L-T)	GP	MP	GA	SO	GAA
Denis Herron (22-19-12)	56	3208	180	0	3.37
Greg Milen (14-11-1)	28	1532	86	2	3.37
Gordon Laxton (0-1-0)	1	60	8	0	8.00
TOTALS (36-31-13)	80	4800	279	2	3.49

Date	Result	Score	Opponent
Oct.11	L	2-3	TORONTO
Oct.12	L	2-8	Boston
Oct.14	T	4-4	BOSTON
Oct.18	L	3-5	NY ISLANDERS
Oct.19	L	1-3	Philadelphia
Oct.21	W	5-1	WASHINGTON
Oct.25	T	6-6	ST. LOUIS
Oct.28	L	2-4	ATLANTA
Oct.29	L	2-3	NY Rangers
Nov. 1	L	4-6	Washington
Nov. 3	L	0-2	Atlanta
Nov. 4	W	7-3	DETROIT
Nov. 8	W	6-3	COLORADO
Nov. 9	T	4-4	Buffalo
Nov.11	L	1-2	NY RANGERS
Nov.16	W	6-3	Vancouver
Nov.18	W	3-1	Los Angeles
Nov.22	L	2-3	MONTREAL
Nov.23	L	4-8	Montreal
Nov.25	L	1-3	PHILADELPHIA
Nov.26	L	2-8	Toronto
Nov.29	W	5-3	WASHINGTON
Dec. 1	W	7-4	Washington
Dec. 2	W	5-2	CHICAGO
Dec. 5	T	3-3	NY Islanders
Dec. 6	W	6-4	TORONTO
Dec. 8	T	3-3	Montreal
Dec. 9	T	4-4	BUFFALO
Dec.13	W	3-0	ST. LOUIS
Dec.14	L	1-2	Philadelphia
Dec.16	W	6-5	VANCOUVER
Dec.17	T	3-3	Chicago
Dec.21	W	4-1	Los Angeles
Dec.23	L	3-5	Minnesota
Dec.27	W	5-2	LOS ANGELES
Dec.30	W	3-1	DETROIT
Dec.31	W	5-4	Detroit
Jan. 3	L	3-5	VANCOUVER
Jan. 5	T	3-3	Atlanta
Jan. 6	L	3-4	LOS ANGELES
Jan.10	W	3-2	MONTREAL
Jan.13	W	5-3	BOSTON
Jan.14	W	5-4	Buffalo
Jan.16	W	5-0	MINNESOTA
Jan.17	L	1-4	Detroit
Jan.20	L	2-5	WASHINGTON
Jan.24	L	1-4	Los Angeles
Jan.25	L	3-5	Colorado
Jan.27	W	5-3	LOS ANGELES
Jan.31	L	1-4	MONTREAL
Feb. 3	W	4-2	DETROIT
Feb. 4	L	3-8	Detroit
Feb.15	W	6-5	MINNESOTA
Feb.17	W	6-3	BUFFALO
Feb.18	L	2-6	Detroit
Feb.21	W	3-1	MONTREAL
Feb.22	L	0-12	Montreal
Feb.24	W	5-1	CHICAGO
Feb.25	T	2-2	Chicago
Feb.26	W	5-3	COLORADO
Mar. 3	L	4-8	St. Louis
Mar. 4	W	7-2	Colorado
Mar. 7	L	0-4	LOS ANGELES
Mar.10	W	3-2	PHILADELPHIA
Mar.11	L	0-4	Toronto
Mar.13	W	9-3	Vancouver
Mar.14	T	3-3	Los Angeles
Mar.17	W	5-2	Washington
Mar.18	W	5-1	NY Rangers
Mar.21	T	2-2	WASHINGTON
Mar.22	W	3-1	Boston
Mar.24	T	3-3	NY Islanders
Mar.25	T	2-2	NY ISLANDERS
Mar.27	W	5-1	Minnesota
Mar.28	W	7-1	NY RANGERS
Mar.31	L	3-5	Montreal
Apr. 1	L	2-7	ATLANTA
Apr. 3	W	3-2	St. Louis
Apr. 7	W	4-3	DETROIT
Apr. 18	L	2-5	Washington



1979-80

Record: 30-37-13, Third in Norris Division

SEASON HIGHLIGHTS

- * Greg Malone records six assists vs. Quebec on Nov. 28.
- * The Penguins wear black and gold for the first time vs. St. Louis on Jan. 30.
- * Olympian Mark Johnson makes his Penguins debut on Mar. 2 vs. the New York Islanders.

MAJOR TRADES

- * Aug. 3, 1979 - Obtained Nick Libett from Detroit for Pete Mahovich.
- * Aug. 30, 1979 - Obtained Rob Holland and Pat Hughes from Montreal for Denis Herron and a second round choice in the 1982 Entry Draft.
- * Nov. 13, 1979 - Obtained Bob Stewart from St. Louis for Blair Chapman.

Date	Result	Score	Opponent
Oct. 10	W	4-2	WINNIPEG
Oct. 13	T	3-3	HARTFORD
Oct. 14	W	4-1	Boston
Oct. 17	L	4-5	LOS ANGELES
Oct. 20	W	5-1	WASHINGTON
Oct. 21	L	3-6	NY Rangers
Oct. 24	L	3-7	Buffalo
Oct. 25	L	5-8	Montreal
Oct. 31	W	4-2	COLORADO
Nov. 3	T	3-3	ATLANTA
Nov. 7	T	3-3	MONTREAL
Nov. 10	L	1-6	BOSTON
Nov. 11	W	4-1	NY Rangers
Nov. 15	T	3-3	Los Angeles
Nov. 16	L	2-5	Vancouver
Nov. 18	W	3-2	Winnipeg
Nov. 21	W	5-2	ST. LOUIS
Nov. 23	L	1-4	Atlanta
Nov. 24	W	5-3	NY RANGERS
Nov. 28	W	7-2	QUEBEC
Nov. 30	L	5-7	Hartford
Dec. 1	W	5-4	COLORADO
Dec. 5	T	3-3	VANCOUVER
Dec. 7	W	5-3	Washington
Dec. 8	T	3-3	CHICAGO
Dec. 11	T	3-3	St. Louis
Dec. 12	T	3-3	NY ISLANDERS
Dec. 15	T	3-3	NY Islanders
Dec. 16	L	1-4	Quebec
Dec. 19	T	0-0	Chicago
Dec. 20	T	1-1	Philadelphia
Dec. 22	L	3-4	NY RANGERS
Dec. 26	W	6-4	DETROIT
Dec. 28	W	4-2	Atlanta
Dec. 29	W	3-2	ATLANTA
Dec. 31	L	2-4	Minnesota
Jan. 2	W	5-3	MONTREAL
Jan. 3	W	4-3	NY Islanders
Jan. 5	L	4-5	BUFFALO
Jan. 7	L	5-9	Toronto
Jan. 9	W	4-2	VANCOUVER
Jan. 12	L	2-3	CHICAGO
Jan. 16	W	6-4	TORONTO
Jan. 18	L	1-7	Hartford
Jan. 19	L	2-5	EDMONTON
Jan. 23	L	3-4	Edmonton
Jan. 24	L	1-4	Colorado
Jan. 26	L	4-6	BOSTON
Jan. 27	W	5-3	Boston
Jan. 30	L	3-4	ST. LOUIS
Jan. 31	L	3-4	Detroit
Feb. 2	L	0-4	PHILADELPHIA
Feb. 7	L	0-9	Buffalo
Feb. 9	L	2-5	MINNESOTA
Feb. 10	L	2-3	Chicago
Feb. 14	W	4-2	Toronto
Feb. 16	L	1-8	Montreal
Feb. 17	L	5-6	Philadelphia
Feb. 20	W	7-5	DETROIT
Feb. 23	W	2-1	QUEBEC
Feb. 24	L	0-2	Quebec
Feb. 27	W	3-2	WINNIPEG
Mar. 2	T	0-0	NY ISLANDERS
Mar. 3	L	1-5	St. Louis
Mar. 5	L	3-5	TORONTO
Mar. 8	W	5-4	EDMONTON
Mar. 9	L	2-6	Detroit
Mar. 11	L	3-4	PHILADELPHIA
Mar. 12	W	4-2	LOS ANGELES
Mar. 15	W	5-2	MINNESOTA
Mar. 18	L	3-4	Minnesota
Mar. 21	L	2-9	Edmonton
Mar. 23	W	4-2	Winnipeg
Mar. 25	W	4-2	Vancouver
Mar. 27	T	2-2	Los Angeles
Mar. 28	L	0-5	Colorado
Mar. 30	W	4-0	WASHINGTON
Apr. 1	L	2-6	Washington
Apr. 2	W	6-4	HARTFORD
Apr. 5	L	1-9	BUFFALO

SCORING

PLAYERS	GP	G	A	PTS	PIM
Rick Kehoe	79	30	30	60	4
Greg Malone	51	19	32	51	46
George Ferguson	73	21	28	49	36
Orest Kindrachuk	52	17	29	46	63
Peter Lee	74	16	29	45	20
Gary McAdam	78	19	22	41	63
Rod Schutt	73	18	21	39	43
Gregg Sheppard	76	13	24	37	20
Randy Carlyle	67	8	28	36	45
Ross Lonsberry	76	15	18	33	36
Ron Stackhouse	78	6	27	33	36
Pat Hughes	76	18	14	32	78
Russ Anderson	76	5	22	27	150
Nick Libett	78	14	12	26	14
Paul Marshall	46	9	12	21	9
Mario Faubert	49	5	13	18	31
Dale Tallon	32	5	9	14	18
Bob Stewart	75	3	8	11	56
Kim Davis	24	3	7	10	43
Mark Johnson	17	3	5	8	4
Tom Bladon	57	2	6	8	35
Greg Milen	44	0	3	3	14
Kim Clackson	46	0	3	3	166
Jim Hamilton	10	2	0	2	0
Nick Ricci	4	0	0	0	0
Rob Holland	34	0	0	0	2
Bench					10

GOALTENDING

PLAYERS (W-L-T)	GP	MP	GA	SO	GAA
Nick Ricci (2-2-0)	4	240	14	0	3.50
Greg Milen (18-18-7)	44	2586	157	2	3.64
Rob Holland (10-17-6)	34	1974	126	1	3.83
TOTALS (30-37-13)	80	4800	303	3	3.79



1980-81

Record: 30-37-13, Third in Norris Division

SEASON HIGHLIGHTS

- * Ed Johnston is named head coach on July 15.
- * Paul Gardner scores four goals vs. Philadelphia on Dec. 13, becoming the first Penguin to accomplish the feat.
- * Rick Kehoe sets a new team record with 55 goals.
- * Randy Carlyle is named a First Team All-Star.
- * Rick Kehoe wins the Lady Byng Trophy and Randy Carlyle wins the James Norris Trophy.

MAJOR TRADES

- * Nov. 18, 1980 - Obtained Paul Gardner and Dave Burrows from Toronto for Paul Marshall and Kim Davis.
- * Jan. 2, 1981 - Obtained Gary Rissling from Washington for a fifth round choice in the 1981 Entry Draft.
- * Mar. 10, 1981 - Obtained Pat Price from Edmonton for Pat Hughes.

SCORING

PLAYERS	GP	G	A	PTS	PIM
Rick Kehoe	80	55	33	88	6
Randy Carlyle	76	16	67	83	136
Paul Gardner	62	34	40	74	59
Peter Lee	80	30	34	64	86
Rod Schutt	80	25	35	60	55
Mario Faubert	72	8	44	52	118
Greg Malone	62	21	26	50	68
Ross Lonsberry	80	17	33	50	76
George Ferguson	79	25	18	43	42
Pat Price	72	8	34	42	226
Errol Thompson	73	20	20	40	64
Ron Stackhouse	74	6	29	35	86
Mark Johnson	73	10	23	33	50
Gregg Sheppard	47	11	17	28	49
Pat Hughes	58	10	9	19	161
Paul Baxter	51	5	14	19	204
Russ Anderson	34	3	14	17	112
Nick Libett	44	6	6	12	4
Orest Kindrachuk	13	3	9	12	34
Gary McAdam	34	3	9	12	30
Marc Chorney	8	1	6	7	14
Jim Hamilton	20	1	6	7	18
Paul Marshall	13	3	0	3	4
Mike Bullock	15	1	2	3	19
Dave Burrows	59	0	2	2	30
Greg Millen	63	0	2	2	6
Kim Davis	8	1	0	1	4
Gary Rissling	26	1	0	1	143
Bennett Wolf	24	0	1	1	94
Gilles Lupien	31	0	1	1	34
Tony Feltrin	2	0	0	0	0
Nick Ricci	9	0	0	0	2
Rob Holland	10	0	0	0	0

GOAL TENDING

PLAYERS (W-L-T)	GP	MP	GA	SO	GAA
Nick Ricci (4-5-0)	9	540	35	0	3.89
Greg Millen (25-27-10)	63	3721	258	0	4.16
Rob Holland (1-5-3)	10	539	45	0	5.01
TOTALS (30-37-13)	80	4800	345	0	4.31

Date	Result	Score	Opponent
Oct. 9	L	4-7	Philadelphia
Oct. 11	W	5-4	WINNIEG
Oct. 12	W	6-3	NY Rangers
Oct. 15	L	2-5	HARTFORD
Oct. 18	L	2-4	BUFFALO
Oct. 21	L	5-8	Toronto
Oct. 22	W	8-3	ST. LOUIS
Oct. 25	L	2-8	CALGARY
Oct. 29	T	1-1	Buffalo
Oct. 31	W	6-5	Winnipeg
Nov. 1	L	3-6	Minnesota
Nov. 3	T	4-4	Edmonton
Nov. 5	L	1-2	TORONTO
Nov. 8	W	5-3	DETROIT
Nov. 9	L	4-7	Boston
Nov. 12	L	1-3	WASHINGTON
Nov. 14	T	3-3	NY Rangers
Nov. 15	L	4-7	BOSTON
Nov. 19	L	2-9	MINNESOTA
Nov. 22	W	4-2	COLORADO
Nov. 26	L	4-7	VANCOUVER
Nov. 27	T	3-3	Boston
Nov. 29	L	2-4	NY RANGERS
Dec. 3	T	4-4	Toronto
Dec. 4	W	3-2	Montreal
Dec. 6	W	6-4	CHICAGO
Dec. 7	L	1-10	Buffalo
Dec. 10	W	4-3	MONTREAL
Dec. 12	W	6-2	Washington
Dec. 13	L	5-6	PHILADELPHIA
Dec. 17	T	3-3	Los Angeles
Dec. 19	L	4-10	Vancouver
Dec. 20	T	3-3	Calgary
Dec. 23	L	3-6	St. Louis
Dec. 26	L	7-9	Hartford
Dec. 27	W	6-4	QUEBEC
Dec. 31	L	1-3	Detroit
Jan. 3	W	6-4	DETROIT
Jan. 4	L	2-3	Chicago
Jan. 7	W	7-3	NY ISLANDERS
Jan. 8	L	2-4	Montreal
Jan. 10	L	3-5	CHICAGO
Jan. 13	L	3-6	NY Islanders
Jan. 14	W	6-3	ST. LOUIS
Jan. 17	W	5-4	LOS ANGELES
Jan. 21	L	0-5	PHILADELPHIA
Jan. 24	W	4-3	CALGARY
Jan. 27	L	1-7	St. Louis
Jan. 28	W	3-1	MINNESOTA
Jan. 31	T	4-4	WASHINGTON
Feb. 2	L	4-8	Chicago
Feb. 4	W	3-2	Winnipeg
Feb. 6	L	4-6	Colorado
Feb. 7	L	4-5	Calgary
Feb. 12	W	5-3	NY ISLANDERS
Feb. 14	T	2-2	VANCOUVER
Feb. 17	L	1-4	Philadelphia
Feb. 19	W	6-2	HARTFORD
Feb. 21	L	1-6	BUFFALO
Feb. 22	W	8-4	COLORADO
Feb. 25	W	4-3	WINNIEG
Feb. 26	W	7-5	Washington
Feb. 28	W	6-4	NY RANGERS
Mar. 2	W	5-4	Quebec
Mar. 4	W	8-5	LOS ANGELES
Mar. 7	L	5-8	Minnesota
Mar. 8	W	8-4	EDMONTON
Mar. 11	L	1-2	MONTREAL
Mar. 14	T	3-3	QUEBEC
Mar. 16	L	6-7	Edmonton
Mar. 17	L	3-4	Vancouver
Mar. 19	T	4-4	Los Angeles
Mar. 21	W	3-1	Colorado
Mar. 25	W	5-2	TORONTO
Mar. 28	T	4-4	NY Islanders
Mar. 29	L	2-5	EDMONTON
Mar. 31	L	1-5	Quebec
Apr. 2	T	1-1	Detroit
Apr. 4	L	2-5	BOSTON
Apr. 5	W	5-4	Hartford



1981-82

Record: 37-36-13, Fourth in Patrick Division

SEASON HIGHLIGHTS

- * Michel Dion is named the starting goaltender in the NHL All-Star Game.
- * Pittsburgh breaks the New York Islanders' 15-game winning streak with a 4-3 victory on Feb. 21.
- * Mike Bullard's 37 goals are the most by a Penguins rookie.
- * Paul Baxter sets a team record with 409 penalty minutes.

MAJOR TRADES

- * June 29, 1981 - Obtained Pat Boutette and Kevin McClelland from Hartford as compensation for Hartford signing free agent Greg Millen.
- * Dec. 29, 1981 - Obtained Rick MacLeish from Hartford for Russ Anderson.
- * Feb. 14, 1982 - Obtained Gary Edwards from St. Louis for an eighth round choice in the 1984 Entry Draft.

SCORING

PLAYERS	GP	G	A	PTS	PIM
Rick Kehoe	71	33	52	85	8
Randy Carlyle	73	11	64	75	131
Pat Boutette	80	23	51	74	230
Paul Gardner	59	36	33	69	28
Mike Bullard	75	37	27	64	91
George Ferguson	71	22	31	53	45
Rick MacLeish	74	19	28	47	44
Paul Baxter	76	9	34	43	409
Greg Malone	78	15	24	39	125
Pat Price	77	7	31	38	322
Peter Lee	74	18	16	34	98
Doug Shedden	38	10	15	25	12
Gregg Sheppard	58	11	10	21	35
Mark Johnson	46	10	11	21	30
Ron Stackhouse	76	2	19	21	102
Rod Schutt	35	9	12	21	42
Andre St. Laurent	34	10	9	19	32
Bob Simpson	26	9	9	18	4
Steve Gatzos	16	6	8	14	14
Pat Graham	42	6	8	14	55
Mario Fauthert	14	4	8	12	14
Greg Hotham	28	4	6	10	16
Jim Hamilton	11	5	3	8	2
Paul Mulvey	27	1	7	8	76
Marc Chorney	60	1	6	7	63
Kevin McClelland	10	1	4	5	4
Randy Boyd	23	0	2	2	49
Russ Anderson	31	0	1	1	98
Michel Dion	62	0	1	1	4
Dave Hannan	1	0	0	0	0
Bennett Wolf	1	0	0	0	2
Nick Ricci	3	0	0	0	0
Tony Feltrin	5	0	0	0	4
Gary Edwards	6	0	0	0	2
Paul Harrison	13	0	0	0	0
Gary Rissing	16	0	0	0	55
Bench					10

GOALTENDING

PLAYERS (W-L-T)	GP	MP	GA	SO	GAA
Gary Edwards (3-2-1)	6	360	22	1	3.67
Michel Dion (25-24-12)	62	3580	226	0	3.79
Nick Ricci (0-3-0)	3	160	14	0	5.25
Paul Harrison (3-7-0)	13	700	64	0	5.49
TOTAL (31-36-13)	80	4800	337	1	4.21

Date	Result	Score	Opponent
Oct. 6	L	2-6	St. Louis
Oct. 7	T	5-5	Chicago
Oct. 10	W	2-1	QUEBEC
Oct. 11	L	2-8	Philadelphia
Oct. 14	L	1-4	NY ISLANDERS
Oct. 17	W	5-2	MINNESOTA
Oct. 18	L	2-3	Detroit
Oct. 20	W	5-9	COLORADO
Oct. 22	T	3-3	Calgary
Oct. 23	L	3-8	Edmonton
Oct. 25	W	6-4	Vancouver
Oct. 28	L	3-5	TORONTO
Oct. 29	L	4-6	Philadelphia
Oct. 31	W	3-1	BUFFALO
Nov. 4	W	6-3	NY RANGERS
Nov. 7	W	7-2	PHILADELPHIA
Nov. 11	W	3-2	Washington
Nov. 14	T	3-3	Boston
Nov. 18	W	6-1	ST. LOUIS
Nov. 20	T	3-3	TORONTO
Nov. 21	L	5-9	Montreal
Nov. 24	W	7-1	Quebec
Nov. 25	W	2-1	MONTRÉAL
Nov. 28	W	6-3	DETROIT
Dec. 1	W	4-2	WINNIPEG
Dec. 5	L	1-3	St. Louis
Dec. 6	L	4-7	Buffalo
Dec. 9	L	1-4	PHILADELPHIA
Dec. 12	W	7-4	WASHINGTON
Dec. 14	L	4-5	NY Rangers
Dec. 16	W	7-6	LOS ANGELES
Dec. 19	T	3-3	NY RANGERS
Dec. 20	L	1-3	Philadelphia
Dec. 23	T	4-4	Toronto
Dec. 26	L	5-7	BUFFALO
Dec. 27	L	3-5	NY Rangers
Dec. 30	W	6-2	WASHINGTON
Jan. 2	W	9-4	HARTFORD
Jan. 3	W	6-4	Hartford
Jan. 6	L	3-6	Chicago
Jan. 7	L	4-5	Detroit
Jan. 9	W	4-3	VANCOUVER
Jan. 13	L	1-6	Winnipeg
Jan. 16	L	0-4	Calgary
Jan. 17	T	3-3	Vancouver
Jan. 20	W	5-4	BOSTON
Jan. 21	L	1-6	NY Islanders
Jan. 23	T	5-5	PHILADELPHIA
Jan. 26	L	2-9	NY Islanders
Jan. 27	L	3-6	NY ISLANDERS
Jan. 30	W	2-1	WINNIPEG
Jan. 31	L	3-8	Washington
Feb. 2	L	6-9	MINNESOTA
Feb. 6	L	4-5	WASHINGTON
Feb. 7	L	4-5	Philadelphia
Feb. 10	T	3-3	HARTFORD
Feb. 11	L	2-4	Montreal
Feb. 13	T	3-3	LOS ANGELES
Feb. 16	L	2-6	NY Islanders
Feb. 17	L	3-5	NY RANGERS
Feb. 20	W	6-5	PHILADELPHIA
Feb. 21	W	4-3	NY ISLANDERS
Feb. 25	L	2-4	NY Islanders
Feb. 27	L	1-4	EDMONTON
Feb. 28	W	4-2	NY Rangers
Mar. 3	L	2-3	BOSTON
Mar. 6	W	6-4	Quebec
Mar. 7	T	4-4	CALGARY
Mar. 10	W	7-2	Washington
Mar. 13	W	6-2	COLORADO
Mar. 15	L	3-4	Minnesota
Mar. 17	L	4-10	Edmonton
Mar. 20	L	5-7	Los Angeles
Mar. 21	W	6-0	Colorado
Mar. 24	L	2-7	NY RANGERS
Mar. 27	T	3-3	CHICAGO
Mar. 28	W	6-5	Washington
Mar. 31	T	4-4	WASHINGTON
Apr. 2	W	7-5	NY RANGERS
Apr. 4	W	7-2	NY ISLANDERS



1982-83

Record: 18-53-9, Sixth in Patrick Division

SEASON HIGHLIGHTS

- * Pat Boutette records hat tricks on Oct. 12 vs. Vancouver and Oct. 27 vs. Washington.
- * Denis Herron records his fourth shutout as a Penguin in a 0-0 tie with Philadelphia on Dec. 4.
- * Rick Kehoe is named to the Prince of Wales Conference All-Star Team.

MAJOR TRADES

- * Sept. 15, 1982 - Obtained Denis Herron from Montreal for a third round choice in the 1985 Entry Draft.
- * Oct. 28, 1982 - Obtained Ron Meighan and Anders Hakansson from Minnesota for George Ferguson and a first round choice in the 1983 Entry Draft.
- * Nov. 8, 1982 - Obtained Stan Jonathan from Boston for future considerations.

SCORING PLAYERS

PLAYERS	GP	G	A	PTS	PIM
Doug Shedden	80	24	43	67	54
Rick Kehoe	75	29	36	65	12
Greg Malone	80	17	44	61	82
Pat Boutette	80	27	29	56	152
Randy Carlyle	61	15	41	56	110
Paul Gardner	70	28	27	55	12
Mike Bullard	57	22	22	44	60
Dave Hannan	74	11	22	33	127
Paul Baxter	75	11	21	32	238
Greg Hotham	58	2	30	32	39
Peter Lee	63	13	13	26	10
Andre St. Laurent	70	13	9	22	105
Anders Hakansson	67	9	12	21	35
Randy Boyd	56	4	14	18	71
Steve Gatzos	44	6	7	13	52
Pat Price	38	1	11	12	104
Kevin McClelland	38	5	4	9	73
Gary Riessler	40	5	4	9	128
Marc Chorney	67	3	5	8	66
Ron Meighan	41	2	6	8	16
Tony Feltrin	32	3	3	6	40
Pat Graham	20	1	5	6	16
Tim Hryniewicz	30	2	3	5	48
Doug Lecuyer	12	1	4	5	12
Rick MacLelsh	6	0	5	5	2
Rod Buskas	41	2	2	4	102
Stan Jonathan	20	0	3	3	13
Jim Hamilton	5	0	2	2	2
Michel Dion	49	0	2	2	8
Bob Simpson	4	1	0	1	0
Denis Herron	31	0	1	1	14
Rob Garner	1	0	0	0	0
Brian Lundberg	1	0	0	0	2
Nick Ricci	3	0	0	0	0
Roberto Romano	3	0	0	0	0
Rich Sutter	4	0	0	0	0
Rod Schutt	5	0	0	0	0
Bennett Wolf	5	0	0	0	37
George Ferguson	7	0	0	0	2
Ian Turnbull	7	0	0	0	4
Bench					20

GOALTENDING PLAYERS (W-L-T)

PLAYERS (W-L-T)	GP	MP	GA	SO	GAA
Michel Dion (12-30-4)	49	2791	198	0	4.26
Denis Herron (5-18-5)	31	1707	151	1	5.31
Nick Ricci (1-2-0)	3	147	16	0	6.53
Roberto Romano (0-3-0)	3	155	18	0	8.97
TOTALS (18-53-9)	80	4800	394	1	4.93

Date	Result	Score	Opponent
Oct. 5	T	3-3	New Jersey
Oct. 9	L	3-5	NY RANGERS
Oct. 10	L	3-4	Boston
Oct. 12	W	5-4	VANCOUVER
Oct. 14	L	0-9	NY ISLANDERS
Oct. 16	L	5-6	NEW JERSEY
Oct. 20	L	3-5	ST. LOUIS
Oct. 21	L	4-8	Quebec
Oct. 23	W	4-2	PHILADELPHIA
Oct. 27	W	7-5	WASHINGTON
Oct. 28	L	2-9	Philadelphia
Oct. 30	L	1-4	CALGARY
Oct. 31	L	2-6	NY Rangers
Nov. 2	W	3-1	NY Islanders
Nov. 4	T	4-4	New Jersey
Nov. 6	L	2-6	Los Angeles
Nov. 10	W	5-4	EDMONTON
Nov. 13	L	1-3	CALGARY
Nov. 14	T	6-6	Buffalo
Nov. 17	W	4-3	HARTFORD
Nov. 20	W	4-3	BOSTON
Nov. 24	W	4-3	TORONTO
Nov. 26	T	6-6	Minnesota
Nov. 27	L	3-5	St. Louis
Dec. 1	L	2-4	CHICAGO
Dec. 2	L	4-5	Washington
Dec. 4	T	0-0	PHILADELPHIA
Dec. 8	W	4-2	BUFFALO
Dec. 11	L	4-7	QUEBEC
Dec. 12	L	3-4	Philadelphia
Dec. 15	T	4-4	DETROIT
Dec. 18	L	1-3	WASHINGTON
Dec. 20	L	3-6	NY RANGERS
Dec. 21	W	3-2	Hartford
Dec. 23	L	4-6	Detroit
Dec. 26	W	4-3	NY RANGERS
Dec. 28	L	3-6	Washington
Dec. 29	L	5-6	ST. LOUIS
Jan. 1	W	2-1	NY ISLANDERS
Jan. 2	L	1-5	Montreal
Jan. 7	L	2-7	Edmonton
Jan. 9	L	3-4	Winnipeg
Jan. 12	L	0-7	MINNESOTA
Jan. 13	L	1-8	Philadelphia
Jan. 15	L	7-8	MONTREAL
Jan. 19	T	1-1	NEW JERSEY
Jan. 22	L	3-7	QUEBEC
Jan. 24	L	2-8	Toronto
Jan. 26	L	2-6	WASHINGTON
Jan. 28	L	2-7	Washington
Jan. 29	L	1-2	NY RANGERS
Jan. 31	L	2-3	New Jersey
Feb. 2	L	4-7	Chicago
Feb. 4	L	4-6	Winnipeg
Feb. 5	L	4-7	Calgary
Feb. 9	L	2-6	VANCOUVER
Feb. 10	L	3-7	Boston
Feb. 12	W	6-4	LOS ANGELES
Feb. 15	L	3-7	DETROIT
Feb. 17	L	1-4	NY Islanders
Feb. 19	L	7-10	EDMONTON
Feb. 21	L	2-4	Toronto
Feb. 23	W	6-4	WINNIPEG
Feb. 24	L	3-8	Philadelphia
Feb. 25	W	5-4	NEW JERSEY
Feb. 28	L	3-9	NY RANGERS
Mar. 1	T	3-3	NY RANGERS
Mar. 4	L	2-10	Buffalo
Mar. 6	L	3-5	PHILADELPHIA
Mar. 10	L	3-4	NY ISLANDERS
Mar. 12	W	7-2	Hartford
Mar. 13	L	3-4	CHICAGO
Mar. 16	L	2-3	Minnesota
Mar. 19	W	7-4	Los Angeles
Mar. 21	L	3-7	Vancouver
Mar. 26	T	4-4	Washington
Mar. 27	L	1-4	NY ISLANDERS
Mar. 30	W	3-2	MONTREAL
Apr. 2	L	3-6	NY Islanders
Apr. 3	L	3-5	NEW JERSEY



1983-84

Record: 16-58-6, Sixth in Patrick Division

SEASON HIGHLIGHTS

- * Lou Angotti is named head coach on July 20.
- * Mike Bullard records 51 goals, the fourth Penguin to hit the 50-goal mark.

MAJOR TRADES

- * Oct. 23, 1983 - Obtained Andy Brickley, Ron Flockhart, Mark Taylor and a first round choice in the 1984 Entry Draft from Philadelphia for Rich Sutter and second and third round choices in the 1984 Entry Draft.
- * Dec. 5, 1983 - Obtained Tom Roulston from Edmonton for Kevin McClelland and a sixth round choice in the 1984 Draft.
- * Mar. 5, 1984 - Obtained Moe Mantha and a first round choice in the 1984 Entry Draft from Winnipeg for Randy Carlyle.

SCORING

PLAYERS	GP	G	A	PTS	PIM
Mike Bullard	76	51	41	92	57
Doug Shedden	67	22	35	57	20
Mark Taylor	60	24	31	55	24
Ron Flockhart	76	27	21	48	44
Rick Kehoe	57	18	27	45	8
Tom Roulston	77	16	24	40	24
Pat Boutette	73	14	26	40	142
Andy Brickley	50	18	20	38	9
Kevin McCarthy	78	6	30	36	113
Greg Hotham	76	5	25	30	59
Randy Carlyle	50	3	23	26	82
Bob Errey	65	9	13	22	29
Norm Schmidt	34	6	12	18	12
Bryan Maxwell	48	3	15	18	111
Gary Flissing	47	4	13	17	297
Tom O'Regan	51	4	10	14	8
Greg Fox	73	2	10	12	97
Tim Hryniewicz	25	4	5	9	34
Marty McSorley	72	2	7	9	224
Tom Thornbury	14	1	8	9	16
Warren Young	15	1	7	8	19
Steve Gatzos	23	3	3	6	15
Kevin McClelland	24	2	4	6	62
Rod Buskas	47	2	4	6	80
Bob Gladney	13	1	5	6	2
Ted Bulley	26	3	2	5	12
Dave Hannan	24	2	3	5	33
Paul Gardner	16	0	5	5	6
Jim Hamilton	11	2	2	4	4
Rod Schutt	11	1	3	4	4
Rocky Saganiuk	29	1	3	4	37
Darren Lowe	8	1	2	3	0
Andre St. Laurent	8	2	0	2	21
Mitch Lamoreux	8	1	1	2	6
Tim Tookey	8	0	2	2	2
Dean DeFazio	22	0	2	2	28
Greg Tebutt	24	0	2	2	31
Marc Chorney	4	0	1	1	8
Phil Bourque	5	0	1	1	12
Randy Boyd	5	0	1	1	6
Michel Dion	30	0	1	1	2
Grant Sasser	3	0	0	0	0
Vincent Tremblay	4	0	0	0	0
Rich Sutter	5	0	0	0	0
Todd Charlesworth	10	0	0	0	8
Troy Loney	13	0	0	0	9
Roberto Romano	18	0	0	0	0
Denis Herron	38	0	0	0	21
Bench					14

GOALTENDING

PLAYERS (W-L-T)	GP	MP	GA	SO	GAA
Denis Herron (8-24-2)	38	2028	138	1	4.08
Roberto Romano (6-11-0)	18	1020	78	1	4.59
Michel Dion (2-19-4)	30	1553	138	0	5.33
Vincent Tremblay (0-4-0)	4	240	24	0	6.00
TOTALS (16-58-6)	80	4840	390	2	4.68

Date	Result	Score	Opponent
Oct. 4	L	3-5	St. Louis
Oct. 6	L	1-6	NY RANGERS
Oct. 9	L	1-7	Philadelphia
Oct. 12	L	3-4	WINNIPEG
Oct. 14	W	4-0	Washington
Oct. 15	L	4-6	HARTFORD
Oct. 18	L	1-3	BUFFALO
Oct. 22	L	1-6	BOSTON
Oct. 25	L	0-1	WASHINGTON
Oct. 27	W	4-2	Chicago
Oct. 29	L	1-3	PHILADELPHIA
Oct. 30	W	5-3	New Jersey
Nov. 2	W	6-3	Winnipeg
Nov. 3	T	3-3	Calgary
Nov. 5	L	3-7	Edmonton
Nov. 8	T	4-4	CALGARY
Nov. 11	L	5-6	NY ISLANDERS
Nov. 12	W	4-2	NY Islanders
Nov. 16	L	2-3	TORONTO
Nov. 19	T	4-4	ST. LOUIS
Nov. 20	L	4-5	Philadelphia
Nov. 23	W	4-1	NEW JERSEY
Nov. 25	L	2-5	Detroit
Nov. 26	L	4-7	DETROIT
Nov. 29	L	4-6	Minnesota
Dec. 1	L	4-6	MINNESOTA
Dec. 3	L	3-6	PHILADELPHIA
Dec. 6	L	3-5	BOSTON
Dec. 11	T	3-3	MONTREAL
Dec. 13	W	3-2	HARTFORD
Dec. 15	L	1-3	Montreal
Dec. 17	L	5-6	LOS ANGELES
Dec. 19	T	5-3	Toronto
Dec. 20	L	3-11	NY Islanders
Dec. 21	L	1-6	NY Rangers
Dec. 23	W	6-5	New Jersey
Dec. 26	W	7-4	NY RANGERS
Dec. 31	L	0-2	St. Louis
Jan. 3	L	5-7	PHILADELPHIA
Jan. 6	L	1-3	New Jersey
Jan. 7	L	4-7	NEW JERSEY
Jan. 10	L	1-7	Quebec
Jan. 14	L	3-7	Boston
Jan. 15	L	0-2	Chicago
Jan. 18	L	4-5	WINNIPEG
Jan. 20	W	6-3	NY Rangers
Jan. 21	L	2-3	WASHINGTON
Jan. 25	L	3-6	NY RANGERS
Jan. 28	L	2-5	Montreal
Jan. 29	L	3-7	Buffalo
Feb. 1	W	4-0	MINNESOTA
Feb. 4	L	5-6	NY Islanders
Feb. 5	L	4-5	NY ISLANDERS
Feb. 8	L	5-6	BUFFALO
Feb. 9	L	3-9	Detroit
Feb. 11	W	3-2	NEW JERSEY
Feb. 13	L	1-6	Quebec
Feb. 16	L	3-10	Calgary
Feb. 17	W	4-1	Vancouver
Feb. 19	L	3-7	Edmonton
Feb. 22	L	2-8	EDMONTON
Feb. 25	T	3-3	CHICAGO
Feb. 26	L	3-4	NY Rangers
Feb. 29	L	5-9	VANCOUVER
Mar. 1	L	1-9	Washington
Mar. 3	W	4-3	LOS ANGELES
Mar. 5	L	2-6	WASHINGTON
Mar. 6	L	5-6	New Jersey
Mar. 8	L	6-8	QUEBEC
Mar. 11	L	4-6	NY ISLANDERS
Mar. 13	L	3-4	Vancouver
Mar. 14	L	6-7	Los Angeles
Mar. 17	W	4-2	Hartford
Mar. 21	W	3-1	TORONTO
Mar. 22	L	4-13	Philadelphia
Mar. 24	L	0-6	Washington
Mar. 25	L	3-4	WASHINGTON
Mar. 26	L	3-5	PHILADELPHIA
Mar. 29	L	4-6	NY Rangers
Apr. 1	L	1-2	NY ISLANDERS

* - Overtime



1984-85

Record: 24-51-5, Sixth in Patrick Division

SEASON HIGHLIGHTS

- Bob Berry is named head coach on June 4.
- The Penguins draft Mario Lemieux, Doug Bodger and Roger Belanger in the first round of the 1984 Entry Draft on June 9, marking the first time the team selected more than one player in the first round. Lemieux is also the first Penguin to be drafted first overall.
- Mario Lemieux records three points (2+1) and is named MVP of the NHL All-Star Game in Calgary.
- Mario Lemieux becomes just the third rookie in NHL history to record 100 points (43+57), wins the Calder Trophy as Rookie of the Year, and is named to the All-Rookie Team.
- Mario Lemieux and Warren Young each record 40 goals, the first time two Penguins rookies reach the mark.
- Warren Young is also named to the All-Rookie Team.

MAJOR TRADES

- Oct. 11, 1984 - Obtained Randy Hillier from Boston for a fourth round choice in the 1985 Entry Draft.
- Nov. 16, 1984 - Obtained Ville Siren from Hartford for Pat Boutette.

SCORING

PLAYERS	GP	G	A	PTS	PIM
Mario Lemieux	73	43	57	100	54
Warren Young	80	40	32	72	176
Doug Shedden	80	35	32	67	30
Mike Bullard	68	32	31	63	75
John Chabot	77	9	51	60	14
Wayne Babych	65	20	34	54	35
Moe Mantha	71	11	40	51	54
Doug Bodger	65	5	26	31	67
Andy Brickley	45	7	15	22	10
Randy Hillier	45	2	19	21	56
Mitch Lamoureux	62	11	8	19	53
Gary Rissling	56	10	9	19	209
Kevin McCarthy	64	9	10	19	30
Troy Loney	46	10	8	18	59
Mark Taylor	47	7	10	17	19
Dave Hannan	30	6	7	13	43
Bruce Crowder	26	4	7	11	23
Joe McDonnell	40	2	9	11	20
Rod Buskas	69	2	7	9	191
Todd Charlesworth	67	1	8	9	31
Roger Belanger	44	3	5	8	32
Wally Weir	48	2	6	8	90
Bryan Maxwell	44	0	8	8	57
Jim McGeough	25	3	4	7	16
Greg Fox	26	2	5	7	26
Arto Javanainen	14	4	1	5	2
Ron Flockhart	12	0	5	5	4
Pat Boutette	14	1	3	4	24
Jim Hamilton	11	2	1	3	0
Steve Gatzos	6	0	2	2	2
Rick Kehoe	6	0	2	2	0
Greg Hotham	11	0	2	2	4
Bob Errey	16	0	2	2	7
Michel Dion	10	0	1	1	0
Bob Geale	1	0	0	0	2
Tom O'Regan	1	0	0	0	0
Petteri Lehto	6	0	0	0	4
Mike Rowe	6	0	0	0	7
Brian Ford	8	0	0	0	0
Marty McSorley	15	0	0	0	15
Roberto Romano	31	0	0	0	2
Denis Herron	42	0	0	0	4

GOALTENDING

PLAYERS (W-L-T)	GP	MP	GA	SO	GAA
Roberto Romano (9-17-2)	31	1629	120	1	4.42
Denis Herron (10-22-3)	42	2193	169	1	4.62
Michel Dion (3-6-0)	10	553	43	0	4.67
Brian Ford (2-6-0)	8	457	48	0	6.30
TOTALS (24-51-5)	80	4832	385	2	4.78

Date	Result	Score	Opponent
Oct 11	L	3-4	Boston
Oct 13	L	3-4	Montreal
Oct 17	W	4-3	VANCOUVER
Oct 20	W	3-1	PHILADELPHIA
Oct 21	L	2-4	Philadelphia
Oct 24	L	2-5	NEW JERSEY
Oct 27	W	6-5	MONTREAL
Oct 30	W	4-3	DETROIT
Oct 31	W	7-6	New Jersey
Nov. 3	L	5-7	NY RANGERS
Nov. 6	T	3-3	EDMONTON
Nov. 8	L	2-6	ST. LOUIS
Nov. 10	L	4-5	NY Islanders
Nov. 14	W	4-3	Winnipeg
Nov. 16	L	6-7	Vancouver
Nov. 17	L	3-5	Los Angeles
Nov. 21	T	3-3	WASHINGTON
Nov. 22	L	3-9	Hartford
Nov. 24	L	3-5	NEW JERSEY
Nov. 27	T	2-2	BUFFALO
Nov. 29	L	3-6	CHICAGO
Dec. 1	L	1-3	Philadelphia
Dec. 2	L	1-9	Washington
Dec. 5	W	7-4	ST. LOUIS
Dec. 7	W	4-3	NY Rangers
Dec. 8	W	6-4	CALGARY
Dec. 12	W	4-3	NY ISLANDERS
Dec. 15	W	5-2	Toronto
Dec. 19	L	2-3	NEW JERSEY
Dec. 21	W	4-2	PHILADELPHIA
Dec. 22	L	2-5	NY Islanders
Dec. 26	W	6-5	NY ISLANDERS
Dec. 28	W	4-0	HARTFORD
Dec. 29	L	2-10	Quebec
Dec. 31	T	4-4	Detroit
Jan. 2	W	2-1	Toronto
Jan. 4	L	2-7	Buffalo
Jan. 5	L	3-8	QUEBEC
Jan. 9	W	7-4	VANCOUVER
Jan. 12	W	4-3	EDMONTON
Jan. 16	L	4-5	WASHINGTON
Jan. 17	L	2-6	Washington
Jan. 19	W	5-4	CHICAGO
Jan. 21	L	6-7	Winnipeg
Jan. 23	L	3-4	Minnesota
Jan. 25	T	6-6	Calgary
Jan. 26	L	3-8	Edmonton
Jan. 30	L	5-6	TORONTO
Feb. 2	L	0-4	NY ISLANDERS
Feb. 7	L	3-6	New Jersey
Feb. 9	L	1-4	NY Islanders
Feb. 10	L	3-4	LOS ANGELES
Feb. 14	L	4-5	Chicago
Feb. 16	L	1-8	QUEBEC
Feb. 18	L	2-8	Philadelphia
Feb. 20	W	6-3	CALGARY
Feb. 22	L	3-8	NY RANGERS
Feb. 23	W	3-1	Minnesota
Feb. 25	L	4-5	MINNESOTA
Feb. 27	L	4-6	WINNIPEG
Mar. 2	W	5-4	NY RANGERS
Mar. 3	L	3-7	NY Rangers
Mar. 5	L	0-6	Los Angeles
Mar. 7	L	1-5	St. Louis
Mar. 9	W	6-5	Boston
Mar. 10	L	4-11	Philadelphia
Mar. 13	L	3-7	BOSTON
Mar. 16	W	5-0	NY RANGERS
Mar. 17	L	3-4	Hartford
Mar. 19	L	3-6	PHILADELPHIA
Mar. 22	L	1-3	Buffalo
Mar. 24	L	3-7	Washington
Mar. 26	L	4-5	NY Rangers
Mar. 27	W	4-3	NEW JERSEY
Mar. 30	L	4-6	New Jersey
Mar. 31	L	2-4	MONTREAL
Apr. 2	L	3-4	NY Islanders
Apr. 3	L	2-3	DETROIT
Apr. 6	L	4-7	WASHINGTON
Apr. 7	L	3-7	Washington



1985-86

Record: 34-38-8, Fifth in Patrick Division

SEASON HIGHLIGHTS

- * Mario Lemieux records his first career hat trick on Dec. 31 at St. Louis with four goals.
- * Lemieux records a 28-game point streak from Jan. 11 through Mar. 15, recording 59 points (21+38) in that span.
- * Pittsburgh ties the Russian Dynamo 3-3 on Jan. 4 before a sellout crowd.
- * Lemieux records his 100th point of the season on Feb. 15, becoming the first Penguin to record back-to-back 100 point seasons.

MAJOR TRADES

- * Sept. 10, 1985 - Obtained Gilles Meloche from Edmonton for Tim Hrynewich and Marty McSorley.
- * Oct. 4, 1985 - Obtained Randy Cunneynorth and Mike Moiler from Buffalo for Pat Hughes.
- * Mar. 11, 1986 - Obtained Ron Duguay from Detroit for Doug Shedden.

SCORING

PLAYERS	GP	G	A	PTS	PIM
Mario Lemieux	79	48	93	141	43
Mike Bullard	77	41	42	83	69
Moe Marztha	78	15	52	67	102
Doug Shedden	67	32	34	66	32
Terry Ruskowski	72	26	37	63	167
Ron Duguay	80	25	36	61	32
Randy Cunneynorth	75	15	30	45	74
John Chabot	77	14	31	45	6
Doug Bodger	79	4	33	37	63
Dave Hannan	75	17	18	35	91
Willy Lindstrom	71	14	17	31	30
Mike Blaisdell	66	15	14	29	36
Norm Schmidt	66	15	14	29	57
Jim Johnson	80	3	26	29	115
Craig Simpson	76	11	17	28	49
Dan Frawley	69	10	11	21	174
Bob Errey	37	11	6	17	8
Ville Siren	60	4	8	12	32
Troy Loney	47	3	9	12	95
Rod Buskas	72	2	7	9	158
Jim McGeough	17	3	2	5	8
Chris Dahlquist	5	1	2	3	2
Tom O'Regan	9	1	2	3	2
Randy Hillier	28	0	3	3	53
Ted Nolan	18	1	1	2	34
Dwight Mathieson	4	1	0	1	2
Todd Charlesworth	2	0	1	1	0
Gilles Meloche	34	0	1	1	2
Roberto Romano	46	0	1	1	4
Wayne Babych	2	0	0	0	0
Denis Herron	3	0	0	0	0
Joe McDonnell	3	0	0	0	2
Mike Rowe	3	0	0	0	4
Phil Bourque	4	0	0	0	2
Tom Roulston	5	0	0	0	2

GOALTENDING

PLAYERS (W-L-T)	GP	MP	GA	SO	GAA
Roberto Romano (21-20-3)	46	2683	159	2	3.55
Gilles Meloche (13-15-5)	34	1989	119	0	3.59
Denis Herron (0-3-0)	3	180	14	0	4.67
TOTALS (34-38-8)	80	4852	305	2	3.77

Date	Result	Score	Opponent
Oct.10	L	3-5	MONTREAL
Oct.13	L	2-4	PHILADELPHIA
Oct.15	W	3-2	MINNESOTA
Oct.16	T	5-5	Chicago
Oct.19	L	3-4	Quebec
Oct.23	W	5-4	Toronto
Oct.24	W	6-4	TORONTO
Oct.26	T	4-4	QUEBEC
Oct.29	L	3-4	HARTFORD
Oct.30	L	3-5	Detroit
Nov. 2	T	4-4	Montreal
Nov. 4	L	2-4	NY RANGERS
Nov. 6	L	1-4	WASHINGTON
Nov. 8	L	3-5	New Jersey
Nov. 9	W	3-1	CHICAGO
Nov.13	W	6-3	Vancouver
Nov.16	L	3-4	Los Angeles
Nov.18	L	3-4	Washington
Nov.20	L	1-3	WASHINGTON
Nov.22	W	8-1	WINNIPEG
Nov.24	L	4-7	Philadelphia
Nov.27	W	7-1	TORONTO
Nov.30	W	5-4	NY RANGERS
Dec. 2	W	6-0	NY Rangers
Dec. 4	W	5-2	DETROIT
Dec. 6	W	3-1	Buffalo
Dec. 7	L	1-5	NEW JERSEY
Dec.10	L	4-7	NY Islanders
Dec.11	T	4-4	NY ISLANDERS
Dec.14	L	4-5	Hartford
Dec.15	W	5-2	NY Rangers
Dec.17	W	4-3	CALGARY
Dec.19	W	4-3	Minnesota
Dec.21	L	2-4	PHILADELPHIA
Dec.22	L	2-3	Philadelphia
Dec.26	W	4-3	BOSTON
Dec.28	L	2-4	NY ISLANDERS
Dec.31	W	8-4	St. Louis
Jan. 1	L	4-7	Chicago
Jan. 6	W	4-9	NEW JERSEY
Jan. 8	W	7-3	LOS ANGELES
Jan. 9	L	0-9	NY Islanders
Jan.11	T	3-3	BUFFALO
Jan.16	W	6-3	NY ISLANDERS
Jan.18	W	5-2	St. Louis
Jan.19	W	3-2	MINNESOTA
Jan.22	W	7-4	Edmonton
Jan.24	L	3-4	Vancouver
Jan.25	L	2-5	Calgary
Jan.28	T	2-2	PHILADELPHIA
Jan.29	W	4-1	New Jersey
Feb. 1	L	3-4	NY Islanders
Feb. 2	L	2-3	Boston
Feb. 8	W	4-0	NEW JERSEY
Feb.12	W	6-1	WASHINGTON
Feb.15	W	9-4	VANCOUVER
Feb.16	T	5-5	New Jersey
Feb.19	W	5-2	WINNIPEG
Feb.21	W	7-3	Detroit
Feb.22	L	3-5	ST. LOUIS
Feb.24	W	6-5	LOS ANGELES
Feb.26	W	5-2	BUFFALO
Feb.27	L	3-8	NY Rangers
Mar. 1	W	5-1	HARTFORD
Mar. 4	L	3-6	Calgary
Mar. 7	L	3-5	Edmonton
Mar. 9	L	3-5	Winnipeg
Mar.11	L	3-5	Washington
Mar.12	L	2-5	BOSTON
Mar.15	T	2-2	NY RANGERS
Mar.17	L	3-5	WASHINGTON
Mar.19	W	7-3	New Jersey
Mar.20	L	1-5	Philadelphia
Mar.22	W	7-4	Quebec
Mar.26	L	3-8	EDMONTON
Mar.29	L	3-4	Montreal
Apr. 1	L	3-5	Washington
Apr. 2	L	2-7	NY ISLANDERS
Apr. 5	L	3-4	PHILADELPHIA
Apr. 6	W	5-4	NY Rangers



1986-87

Record: 30-38-12, Fifth in Patrick Division

SEASON HIGHLIGHTS

- * The Penguins defeat Buffalo, 5-4 in overtime on Oct. 22 to extend their record start-of-the-season winning streak to seven games.
- * Mario Lemieux records 107 points (54+53), topping the century mark for the third consecutive season.

MAJOR TRADES

- * Nov. 12, 1986 - Obtained Dan Quinn from Calgary for Mike Bullard.
- * Jan. 21, 1987 - Obtained Chris Kontos from the New York Rangers for Ron Duguay.
- * Feb. 6, 1987 - Obtained Pat Riggin from Boston for Roberto Romano.

SCORING

PLAYERS	GP	G	A	PTS	PIM
Mario Lemieux	63	54	53	107	57
Dan Quinn	80	31	49	80	54
Randy Cunneynworth	79	26	27	53	142
Craig Simpson	72	26	25	51	57
Terry Ruskowski	70	14	37	51	147
Doug Bodger	76	11	38	49	52
Moe Mantha	62	9	31	40	44
John Chabot	72	14	22	36	8
Bob Errey	72	16	18	34	46
Jim Johnson	80	5	25	30	116
Dan Frawley	78	14	14	28	218
Kevin LaVallee	33	8	20	28	4
Dave Hannan	58	10	15	25	56
Wilky Lindstrom	60	10	13	23	6
Ville Siren	69	5	18	23	50
Warren Young	50	8	13	21	103
Ron Duguay	40	5	13	18	30
Rod Buskas	68	3	15	18	123
Chris Kontos	31	8	9	17	6
Troy Loney	23	8	7	15	22
Randy Hillier	55	4	8	12	97
Mike Bullard	14	2	10	12	17
Dwight Schofield	25	1	6	7	59
Norm Schmidt	20	1	5	6	4
Phil Bourque	22	2	3	5	32
Jim McGeough	11	1	4	5	8
Mitch Wilson	17	2	1	3	83
Lee Giffin	8	1	1	2	0
Mike Blaisdell	10	1	1	2	2
Neil Belland	3	0	1	1	0
Dwight Mathiasen	6	0	1	1	2
Chris Dahlquist	19	0	1	1	22
Pat Riggin	27	0	1	1	2
Gilles Meloche	43	0	1	1	20
Todd Charlesworth	1	0	0	0	0
Alain Lemieux	1	0	0	0	0
Steve Guenette	2	0	0	0	0
Mike Rowe	2	0	0	0	0
Carl Mokosak	3	0	0	0	4
Roberto Romano	25	0	0	0	0
Bench					16

GOALTENDING

PLAYERS (W-L-T)	GP	MP	GA	SO	GAA
Pat Riggin (8-6-3)	17	988	55	0	3.34
Gilles Meloche (13-19-7)	43	2343	134	0	3.43
Roberto Romano (9-11-2)	25	1438	87	0	3.63
Steve Guenette (0-2-0)	2	113	8	0	4.25
TOTALS (30-38-12)	80	4882	290	1	3.56

Date	Result	Score	Opponent
Oct. 9	W	5-4	WASHINGTON
Oct. 11	W	6-5	* NY RANGERS
Oct. 12	W	4-1	Chicago
Oct. 14	W	4-3	* LOS ANGELES
Oct. 17	W	7-3	Buffalo
Oct. 18	W	6-4	* NEW JERSEY
Oct. 22	W	5-4	* BUFFALO
Oct. 23	L	3-5	Philadelphia
Oct. 25	W	4-2	PHILADELPHIA
Oct. 28	L	2-5	Hartford
Oct. 29	L	6-8	NEW JERSEY
Nov. 1	T	3-3	* St. Louis
Nov. 4	T	2-2	* VANCOUVER
Nov. 8	W	4-2	Minnesota
Nov. 9	L	1-2	Detroit
Nov. 12	W	2-1	BOSTON
Nov. 14	L	4-5	New Jersey
Nov. 15	W	5-2	QUEBEC
Nov. 18	L	1-3	Winnipeg
Nov. 20	W	5-2	Calgary
Nov. 22	W	5-4	Washington
Nov. 25	L	1-5	* NY ISLANDERS
Nov. 26	L	2-3	* NY ISLANDERS
Nov. 29	T	5-5	* NY RANGERS
Nov. 30	T	2-2	* NY RANGERS
Dec. 5	L	2-4	EDMONTON
Dec. 6	W	5-2	MINNESOTA
Dec. 10	L	4-6	CALGARY
Dec. 12	W	8-3	TORONTO
Dec. 13	L	2-3	* Toronto
Dec. 17	L	0-3	Los Angeles
Dec. 20	L	4-6	PHILADELPHIA
Dec. 22	T	4-4	* Montreal
Dec. 23	L	3-4	* NY ISLANDERS
Dec. 26	T	3-3	* Buffalo
Dec. 27	T	3-3	* NY ISLANDERS
Dec. 30	L	3-5	* NY RANGERS
Jan. 1	L	3-4	* Washington
Jan. 3	W	6-3	MONTREAL
Jan. 7	W	5-2	WASHINGTON
Jan. 9	L	2-3	Washington
Jan. 13	T	3-3	* NY ISLANDERS
Jan. 14	L	3-4	WINNIEPEG
Jan. 17	L	2-4	Boston
Jan. 18	L	0-1	DETROIT
Jan. 21	L	5-10	Los Angeles
Jan. 23	W	6-0	Vancouver
Jan. 24	L	2-4	Edmonton
Jan. 27	W	7-5	WASHINGTON
Jan. 29	L	3-5	Philadelphia
Feb. 1	L	6-8	HARTFORD
Feb. 5	L	5-6	Boston
Feb. 7	W	4-1	CHICAGO
Feb. 8	W	2-1	* New Jersey
Feb. 14	T	3-3	* VANCOUVER
Feb. 15	L	1-4	NY Rangers
Feb. 17	L	1-3	CALGARY
Feb. 19	T	4-4	* Philadelphia
Feb. 21	L	5-6	NEW JERSEY
Feb. 22	W	4-2	NY Rangers
Feb. 24	W	5-2	EDMONTON
Feb. 26	L	4-5	NY ISLANDERS
Feb. 28	L	1-2	CHICAGO
Mar. 1	T	5-5	* ST. LOUIS
Mar. 3	W	8-1	Quebec
Mar. 5	L	2-7	Toronto
Mar. 7	W	7-3	Minnesota
Mar. 8	W	5-3	Winnipeg
Mar. 10	L	3-6	* NY ISLANDERS
Mar. 12	W	6-3	QUEBEC
Mar. 14	L	2-3	* NY RANGERS
Mar. 18	W	5-4	ST. LOUIS
Mar. 20	L	3-4	Washington
Mar. 22	L	1-3	Philadelphia
Mar. 24	T	3-3	PHILADELPHIA
Mar. 28	L	4-5	Hartford
Mar. 29	L	1-4	MONTREAL
Mar. 31	L	3-5	New Jersey
Apr. 2	W	6-2	NEW JERSEY
Apr. 4	W	4-3	DETROIT



1987-88

Record: 36-35-9, Sixth in Patrick Division

SEASON HIGHLIGHTS

- * Pierre Creamer is named head coach on June 4.
- * Mario Lemieux picks up his second All-Star MVP award, after posting six points (3+3), including the game-winning goal in overtime at St. Louis.
- * Lemieux sets the Penguin records for goals (70), assists (98), points (168) and power-play goals (22) in a season.
- * Lemieux wins his first Art Ross Trophy and his first Hart Trophy.
- * Tony Esposito is named general manager on Apr. 14.
- * Pierre Creamer is relieved of his coaching duties on June 14.

MAJOR TRADES

- * Nov. 24, 1987 - Obtained Paul Coffey, Dave Hunter and Wayne Van Dorp from Edmonton for Craig Simpson, Moe Mantha, Dave Hannan and Chris Joseph.
- * Feb. 4, 1988 - Obtained Bryan Erickson from Los Angeles for Chris Kontos.

SCORING

PLAYERS	GP	G	A	PTS	PIM
Mario Lemieux	77	70	98	168	92
Dan Quinn	70	40	39	79	50
Randy Cunneymyworth	71	35	39	74	141
Paul Coffey	46	15	52	67	93
Doug Bodger	69	14	31	45	103
Rob Brown	51	24	20	44	56
Dave Hunter	80	14	21	35	83
Charlie Simmer	50	11	17	28	24
Jock Calkander	41	11	16	27	45
Craig Simpson	21	13	13	26	34
Bryan Erickson	53	7	19	26	20
Ville Siren	58	1	20	21	62
Dave McLlwain	66	11	8	19	40
Troy Loney	65	5	13	18	151
Phil Bourque	21	4	12	16	20
Dan Frawley	47	6	8	14	152
Randy Hillier	55	1	12	13	144
Jim Johnson	55	1	12	13	87
Rod Buskas	78	4	8	12	206
Steve Gotaas	36	5	6	11	45
Zarley Zalapski	15	3	8	11	7
Moe Mantha	21	2	8	10	23
Bob Errey	17	3	6	9	18
Chris Dahlquist	44	3	6	9	69
Mark Kachowski	38	5	3	8	126
Perry Ganchar	31	3	5	8	36
Wif Paolment	23	2	6	8	39
Chris Kontos	36	1	7	8	12
Kevin Stevens	16	5	2	7	8
Dave Hannan	21	4	3	7	23
Dwight Mathiasen	23	0	6	6	14
Wayne Van Dorp	25	1	3	4	75
Chris Joseph	17	0	4	4	12
Norm Schmidt	5	1	2	3	0
Todd Charlesworth	6	2	0	2	2
Brad Aitken	5	1	1	2	0
Lee Giffin	19	0	2	2	9
Frank Pietrangelo	21	0	2	2	2
Scott Gruhl	6	1	0	1	0
Pat Mayer	1	0	0	0	4
Dave Goetz	2	0	0	0	2
Warren Young	7	0	0	0	15
Jimmy Mann	9	0	0	0	53
Steve Guenette	19	0	0	0	2
Pat Riggan	22	0	0	0	12
Gilles Meloche	27	0	0	0	0

GOALTENDING

PLAYERS (W-L-T)	GP	MP	GA	SO	GAA
Steve Guenette (12-7-0)	19	1092	61	1	3.35
Pat Riggan (7-8-4)	22	1169	76	0	3.90
Frank Pietrangelo (9-11-0)	21	1207	80	1	3.98
Gilles Meloche (8-9-5)	27	1394	95	0	4.09
TOTALS (36-35-9)	80	4862	316	2	3.90

Date	Result	Score	Opponent
Oct. 8	T	4-4	* NY Rangers
Oct. 9	L	3-6	New Jersey
Oct.13	W	8-3	BUFFALO
Oct.15	T	6-6	NY RANGERS
Oct.17	L	2-3	Montreal
Oct.18	L	2-3	Philadelphia
Oct.21	L	4-5	NEW JERSEY
Oct.23	L	2-5	Detroit
Oct.24	W	5-3	BUFFALO
Oct.27	T	4-4	LOS ANGELES
Oct.29	L	0-4	TORONTO
Oct.31	W	5-4	Quebec
Nov. 3	W	5-1	PHILADELPHIA
Nov. 5	W	4-2	NY Islanders
Nov. 7	L	1-4	Boston
Nov. 11	W	3-2	WASHINGTON
Nov. 12	L	2-5	Philadelphia
Nov. 14	W	3-2	* NY RANGERS
Nov.17	L	4-6	Vancouver
Nov.20	L	1-4	Edmonton
Nov.21	T	4-4	* Calgary
Nov.25	W	6-4	QUEBEC
Nov.27	W	4-2	Washington
Nov.28	T	5-5	* WASHINGTON
Dec. 2	L	1-7	NY ISLANDERS
Dec. 5	W	6-3	VANCOUVER
Dec. 9	W	5-2	CALGARY
Dec.11	W	6-4	NY ISLANDERS
Dec.12	L	2-5	St. Louis
Dec.15	L	2-5	PHILADELPHIA
Dec.17	W	7-4	New Jersey
Dec.19	W	4-3	NY RANGERS
Dec.20	W	8-4	NY Rangers
Dec.23	L	2-6	NEW JERSEY
Dec.26	W	6-3	DETROIT
Dec.27	T	3-3	Bufflo
Dec.29	T	4-4	* BOSTON
Jan. 1	L	3-5	Washington
Jan. 2	L	2-3	NY Islanders
Jan. 5	T	4-4	LOS ANGELES
Jan. 7	L	2-3	BOSTON
Jan. 9	L	4-5	Hartford
Jan.10	L	5-7	Detroit
Jan.12	T	5-5	NY ISLANDERS
Jan.15	L	4-5	PHILADELPHIA
Jan.16	W	4-3	Toronto
Jan.19	W	6-4	NY Islanders
Jan.20	W	8-3	Chicago
Jan.23	W	4-3	* Montreal
Jan.25	L	4-6	EDMONTON
Jan.27	L	1-4	WINNIPEG
Jan.28	L	3-6	New Jersey
Jan.30	W	4-2	CHICAGO
Feb. 2	W	3-2	* WASHINGTON
Feb. 4	W	1-0	MINNESOTA
Feb. 6	W	5-4	HARTFORD
Feb. 7	L	3-6	NY Rangers
Feb.13	W	7-5	Los Angeles
Feb.17	L	0-5	Vancouver
Feb.19	L	3-7	Edmonton
Feb.21	L	4-5	ST. LOUIS
Feb.23	L	3-4	* WINNIPEG
Feb.25	L	1-2	NY Rangers
Feb.28	L	5-7	Chicago
Mar. 1	W	8-3	MINNESOTA
Mar. 5	W	8-3	NY ISLANDERS
Mar. 7	W	5-4	Calgary
Mar.10	L	4-6	St. Louis
Mar.12	L	3-6	Minnesota
Mar.13	W	5-4	Winnipeg
Mar.16	W	5-2	TORONTO
Mar.19	W	7-0	PHILADELPHIA
Mar.20	L	2-4	Philadelphia
Mar.23	W	7-1	WASHINGTON
Mar.25	W	5-2	MONTRÉAL
Mar.27	W	6-3	Quebec
Mar.29	L	0-4	New Jersey
Mar.31	L	2-7	NEW JERSEY
Apr. 2	W	7-6	Washington
Apr. 3	W	4-2	HARTFORD



1988-89

Record: 40-33-7, Second in Patrick Division

SEASON HIGHLIGHTS

- Gene Ubriaco is hired as head coach on June 28.
- Mario Lemieux records a club record five goals on Dec. 31 vs. New Jersey, scoring one goal each at even strength, on the power play, short-handed, on a penalty shot and into an empty net.
- Lemieux better his records for goals (85), assists (114), points (199), power play goals (31), short-handed goals (13) and hat tricks (9) in a season.
- Pittsburgh sets an NHL record with 119 power play goals.
- The Penguins return to the post-season for the first time in seven seasons, sweeping the Rangers and falling to Philadelphia in seven games.
- Lemieux ties NHL playoff records for goals (5) and points (8) in a game in a 10-7 Pittsburgh Game One win against Philadelphia.
- Lemieux captures his second Art Ross Trophy

MAJOR TRADES

- Sept. 1, 1988 - Obtained Wendell Young and a seventh round choice in the 1990 Entry Draft from Philadelphia for a third round choice in the 1990 Entry Draft.
- Nov. 12, 1988 - Obtained Tom Barrasso and a third round choice in the 1990 Entry Draft from Buffalo for Doug Bodger and Darrin Shannon.

SCORING

PLAYERS

PLAYERS	GP	G	A	PTS	PIM
Mario Lemieux	76	85	114	199	100
Rob Brown	68	49	66	115	118
Paul Coffey	75	30	83	113	193
Dan Quinn	79	34	60	94	102
Bob Errey	76	26	32	58	124
John Cullen	79	12	37	49	112
Zarley Zalapski	58	12	33	45	57
Randy Cunneynworth	70	25	19	44	156
Phil Bourque	80	17	26	43	97
Dave Hannan	72	10	20	30	157
Randy Hillier	68	1	23	24	141
Troy Loney	69	10	6	16	165
Jim Johnson	76	2	14	16	163
Kevin Stevens	24	12	3	15	19
Jock Callander	30	6	5	11	20
Tom Barrasso	54	0	8	8	70
Dan Frawley	46	3	4	7	66
Steve Dykstra	65	1	6	7	126
Chris Dahlquist	43	1	5	6	42
Rod Buskas	52	1	5	6	105
Doug Bodger	10	1	4	5	7
Jay Caulfield	58	1	4	5	285
Gord Dineen	40	1	3	4	44
Scott Bjuggstad	24	3	0	3	4
Dave McLlwain	24	1	2	3	4
Mark Kachowski	12	1	1	2	43
Mark Recchi	15	1	1	2	0
Wendell Young	22	0	2	2	4
Ville Siren	12	1	0	1	14
Steve Guenette	11	0	1	1	0
Rick Tabaracci	1	0	0	0	2
Perry Gancher	3	0	0	0	0
Frank Pietrangelo	15	0	0	0	2
Richard Zemiak	34	0	0	0	148
Bench					16

GOALTENDING

PLAYERS (W-L-T)

PLAYERS (W-L-T)	GP	MP	GA	SO	GAA
Frank Pietrangelo (5-3-0)	15	669	45	0	4.04
Tom Barrasso (18-15-7)	44	2406	162	0	4.04
Steve Guenette (5-6-0)	11	574	41	0	4.29
Wendell Young (12-9-0)	22	1150	92	0	4.80
Rick Tabaracci (0-0-0)	1	33	4	0	7.27
TOTALS (40-33-7)	80	4844	349	0	4.32

Date	Result	Score	Opponent
Oct. 7	W	6-4	Washington
Oct. 11	W	8-7	WASHINGTON
Oct. 12	L	5-8	Buffalo
Oct. 15	W	9-2	ST. LOUIS
Oct. 16	W	4-2	PHILADELPHIA
Oct. 21	L	4-6	New Jersey
Oct. 22	W	7-4	CHICAGO
Oct. 25	W	6-1	CALGARY
Oct. 27	L	3-4	St.Louis
Oct. 29	W	5-4	Montreal
Oct. 30	L	2-9	NY Rangers
Nov. 1	W	5-3	VANCOUVER
Nov. 3	L	2-6	QUEBEC
Nov. 6	L	4-5	Philadelphia
Nov. 8	L	3-7	EDMONTON
Nov. 10	W	5-1	TORONTO
Nov. 12	L	2-7	Los Angeles
Nov. 13	W	4-2	Vancouver
Nov. 16	L	5-8	Toronto
Nov. 19	L	3-6	NY Islanders
Nov. 23	W	8-2	NY RANGERS
Nov. 25	W	5-3	Washington
Nov. 26	W	4-3	PHILADELPHIA
Nov. 30	W	6-4	WASHINGTON
Dec. 3	W	4-2	NY ISLANDERS
Dec. 4	T	3-3	Boston
Dec. 6	W	7-6	CHICAGO
Dec. 8	L	3-4	Philadelphia
Dec. 10	T	4-4	NEW JERSEY
Dec. 14	W	5-4	LOS ANGELES
Dec. 15	W	8-2	NY Islanders
Dec. 17	W	3-2	DETROIT
Dec. 20	W	5-3	NY ISLANDERS
Dec. 21	W	6-1	Toronto
Dec. 23	T	2-2	New Jersey
Dec. 26	W	4-3	Hartford
Dec. 29	L	2-3	PHILADELPHIA
Dec. 31	W	8-6	NEW JERSEY
Jan. 2	L	0-8	Washington
Jan. 7	L	5-7	VANCOUVER
Jan. 10	W	5-3	NY ISLANDERS
Jan. 12	W	9-2	Minnesota
Jan. 14	T	4-4	NY RANGERS
Jan. 15	L	4-6	NY Rangers
Jan. 17	L	2-5	NY Islanders
Jan. 20	L	3-7	Winnipeg
Jan. 21	W	7-4	Edmonton
Jan. 25	W	5-4	WINNIPEG
Jan. 28	W	10-5	DETROIT
Jan. 31	L	1-5	MONTREAL
Feb. 2	W	5-3	Philadelphia
Feb. 3	T	3-3	ST. LOUIS
Feb. 5	W	5-2	Boston
Feb. 9	W	5-2	QUEBEC
Feb. 11	L	1-8	Quebec
Feb. 12	L	2-4	CALGARY
Feb. 14	W	7-3	BUFFALO
Feb. 17	L	1-5	Buffalo
Feb. 18	L	3-5	NY RANGERS
Feb. 21	L	1-2	MINNESOTA
Feb. 23	T	6-6	Detroit
Feb. 25	T	5-5	NY Islanders
Feb. 26	L	6-8	Hartford
Mar. 1	W	4-1	NEW JERSEY
Mar. 3	L	2-4	Washington
Mar. 5	L	2-4	EDMONTON
Mar. 7	L	2-3	Los Angeles
Mar. 9	L	3-10	Calgary
Mar. 10	W	5-1	Winnipeg
Mar. 12	W	6-5	Chicago
Mar. 14	L	2-8	BOSTON
Mar. 16	W	2-1	New Jersey
Mar. 18	L	2-7	MONTREAL
Mar. 20	L	2-7	Minnesota
Mar. 22	L	4-5	WASHINGTON
Mar. 25	W	5-4	NEW JERSEY
Mar. 26	W	6-4	NY Rangers
Mar. 30	L	5-9	HARTFORD
Apr. 1	W	5-2	NY RANGERS
Apr. 2	W	6-5	Philadelphia



1989-90

Record: 32-40-8, Fifth in Patrick Division

SEASON HIGHLIGHTS

- * Craig Patrick is named general manager and head coach on Dec. 5, replacing Tony Esposito and Gene Ubriaco.
- * Pittsburgh hosts the All-Star Game on Jan. 21 for the first time. Mario Lemieux scores four goals and wins his third All-Star MVP award.
- * Mario Lemieux records a 46-game point streak (39-64=103), the second-longest in league history from Oct. 3 through Feb. 11. The streak is broken when he leaves a game against the Rangers on Feb. 14 with a back injury.

MAJOR TRADES

- * June 17, 1989 - Obtained Randy Gilhen, Andrew McBain and Jim Kyte from Winnipeg for Randy Cunneynworth, Rick Tabaracci and Dave McLlwain.
- * Jan. 8, 1990 - Obtained Rod Buskas, Tony Tanti and Barry Pederson from Vancouver for Dan Quinn, Andrew McBain and Dave Capuano.

SCORING

PLAYERS	GP	G	A	PTS	PIM
Mario Lemieux	59	45	78	123	78
Paul Coffey	80	29	74	103	95
John Cullen	72	32	60	92	138
Rob Brown	80	33	47	80	102
Kevin Stevens	76	29	41	70	171
Mark Recchi	74	30	37	67	44
Tony Tanti	78	28	36	64	72
Phil Bourque	76	22	17	39	108
Bob Errey	78	20	19	39	109
Zarley Zalapski	51	6	25	31	37
Barry Pederson	54	6	25	31	39
Dan Quinn	41	9	20	29	22
Troy Loney	67	11	16	27	168
Randy Gilhen	61	5	11	16	54
Jim Johnson	75	3	13	16	154
Randy Hillier	61	3	12	15	71
Andrew McBain	41	5	9	14	51
Chris Dahlquist	62	4	10	14	56
Jock Callander	30	4	7	11	49
Gilbert Delorme	54	3	7	10	44
Doug Smith	40	4	5	9	97
Gord Dineen	69	1	8	9	125
Richard Zemlak	19	1	5	6	43
Jim Kyte	56	3	1	4	125
Wendell Young	43	0	4	4	8
Jay Caufield	37	1	2	3	123
Jamie Leach	10	0	3	3	0
Rod Buskas	23	0	3	3	49
Alain Chevrier	42	0	3	3	8
Mark Kachowski	14	0	1	1	40
Dave Capuano	6	0	0	0	2
Frank Pietrangelo	21	0	0	0	2
Tom Barrasso	24	0	0	0	8
Bench					14

GOAL TENDING

PLAYERS (W-L-T)	GP	MP	GA	SO	GAA
Wendell Young (16-20-3)	43	2318	161	1	4.17
Frank Pietrangelo (8-6-2)	21	1066	77	0	4.33
Tom Barrasso (7-12-3)	24	1294	101	0	4.68
Alain Chevier (1-2-0)	3	166	14	0	5.06
TOTALS (32-40-8)	80	4856	359	1	4.44

Date	Result	Score	Opponent
Oct. 5	L	4-5	Boston
Oct. 7	T	4-4	New Jersey
Oct. 10	W	5-1	WINNIPEG
Oct. 14	W	2-1	MONTRÉAL
Oct. 15	L	2-4	NY Rangers
Oct. 17	W	7-5	TORONTO
Oct. 18	L	3-9	ST. LOUIS
Oct. 21	L	2-4	BUFFALO
Oct. 25	L	6-8	TORONTO
Oct. 26	T	3-3	Detroit
Oct. 28	L	1-5	Montreal
Oct. 31	L	4-9	LOS ANGELES
Nov. 2	W	5-3	NY ISLANDERS
Nov. 4	W	3-1	Edmonton
Nov. 5	L	3-5	Vancouver
Nov. 9	L	3-4	Chicago
Nov. 11	L	3-8	St. Louis
Nov. 14	W	6-0	NY RANGERS
Nov. 16	W	8-2	QUEBEC
Nov. 18	W	5-3	NY ISLANDERS
Nov. 22	L	3-6	NEW JERSEY
Nov. 24	W	7-4	Washington
Nov. 25	L	1-4	WASHINGTON
Nov. 28	L	3-6	PHILADELPHIA
Nov. 30	L	1-4	Philadelphia
Dec. 2	W	7-4	Quebec
Dec. 6	W	5-3	WASHINGTON
Dec. 8	W	3-2	New Jersey
Dec. 9	L	4-8	CHICAGO
Dec. 12	W	7-5	BOSTON
Dec. 14	T	4-4	* Minnesota
Dec. 16	L	3-4	Calgary
Dec. 19	L	4-8	HARTFORD
Dec. 21	W	5-2	WASHINGTON
Dec. 23	L	6-8	NY Islanders
Dec. 26	L	3-6	Washington
Dec. 27	W	7-4	NY RANGERS
Dec. 31	W	5-4	NY Rangers
Jan. 2	L	2-5	BOSTON
Jan. 4	W	4-3	VANCOUVER
Jan. 6	W	5-3	WINNIPEG
Jan. 6	W	7-5	NY Rangers
Jan. 10	L	3-6	New Jersey
Jan. 12	W	6-4	Washington
Jan. 16	W	4-3	PHILADELPHIA
Jan. 18	T	3-3	* NY RANGERS
Jan. 23	L	2-4	NEW JERSEY
Jan. 25	W	5-3	Detroit
Jan. 27	L	3-9	NY Islanders
Jan. 28	L	2-7	Buffalo
Jan. 30	L	3-6	PHILADELPHIA
Feb. 2	W	6-3	EDMONTON
Feb. 3	L	4-8	Toronto
Feb. 6	L	7-8	* NY ISLANDERS
Feb. 8	W	7-5	WASHINGTON
Feb. 10	W	7-6	LOS ANGELES
Feb. 11	W	4-1	Philadelphia
Feb. 14	W	4-3	* NY Rangers
Feb. 16	T	3-3	* Winnipeg
Feb. 18	L	4-6	Chicago
Feb. 20	W	6-4	PHILADELPHIA
Feb. 22	W	4-3	* NY ISLANDERS
Feb. 24	L	1-11	Montreal
Feb. 26	L	2-3	Quebec
Feb. 28	W	2-1	NEW JERSEY
Mar. 2	L	5-6	New Jersey
Mar. 4	W	8-6	MINNESOTA
Mar. 6	L	3-4	Edmonton
Mar. 7	L	3-6	Calgary
Mar. 10	L	2-8	Los Angeles
Mar. 11	L	3-5	Vancouver
Mar. 15	W	6-1	DETROIT
Mar. 17	L	2-6	MINNESOTA
Mar. 18	T	2-2	* NY Islanders
Mar. 22	L	3-5	Philadelphia
Mar. 24	T	3-3	* CALGARY
Mar. 25	L	2-4	Hartford
Mar. 27	T	3-3	HARTFORD
Mar. 29	L	4-5	St. Louis
Mar. 31	L	2-3	* BUFFALO



1980-81

Record: 41-33-6, First in Patrick Division

SEASON HIGHLIGHTS

- * "Badger" Bob Johnson is named Penguins head coach on June 12.
- * The Penguins draft Jaromir Jagr with the fifth pick in the 1990 Entry Draft.
- * The Penguins win their first division title, capturing the Patrick Division crown with a 7-4 win at Detroit on Mar. 27.
- * The Penguins down Washington, 4-1, to win the Patrick Division Playoff Championship on Apr. 25.
- * The Penguins down Boston, four games to two, in the Wales Conference Championship series to earn the right to compete for the Stanley Cup.
- * With an 8-0 victory in Game Six on May 25, the Penguins claim their first Stanley Cup title.
- * Mario Lemieux wins the Conn Smythe Trophy as playoff MVP.
- * Jaromir Jagr is named to the NHL All-Rookie Team.

MAJOR TRADES

- * June 16, 1990 - Obtained Joe Mullen from Calgary for a second round choice in the 1990 Entry Draft.
- * Dec. 11, 1990 - Obtained Larry Murphy and Peter Taglianetti from Minnesota for Jim Johnson and Chris Dahlquist.
- * Dec. 13, 1990 - Obtained Jiri Hrdina from Calgary for Jim Kyte.
- * Dec. 21, 1990 - Obtained Scott Young from Hartford for Rob Brown.
- * Mar. 4, 1990 - Obtained Ron Francis, Ulf Samuelsson and Grant Jennings from Hartford for John Cullen, Zarley Zalapski and Jeff Parker.

SCORING

PLAYERS	GP	G	A	PTS	PIM
Mark Recchi	78	40	73	113	48
John Cullen	65	31	63	94	83
Paul Coffey	76	24	69	93	128
Ron Francis	81	23	64	87	72
Kevin Stevens	80	40	46	86	133
Jaromir Jagr	80	27	30	57	42
Zarley Zalapski	66	12	36	48	59
Mario Lemieux	26	19	26	45	30
Larry Murphy	75	9	34	43	68
Bob Errey	79	20	22	42	115
Scott Young	77	17	25	42	41
Joe Mullen	47	17	22	39	6
Phil Bourque	78	20	14	34	106
Bryan Trotter	52	9	19	28	24
Ulf Samuelsson	76	4	22	26	211
Randy Gilhen	72	15	10	25	51
Jiri Hrdina	51	6	17	23	17
Paul Stanton	75	5	18	23	40
Tony Tanti	46	6	12	18	44
Troy Loney	44	7	9	16	85
Rob Brown	25	6	10	16	31
Gord Roberts	64	3	13	16	78
Barry Pederson	46	6	8	14	21
Peter Taglianetti	55	3	9	12	107
Grant Jennings	57	2	7	9	108
Jim Johnson	24	0	5	5	23
Tom Barrasso	48	0	5	5	40
Randy Hillier	31	2	2	4	32
Chris Dahlquist	22	1	2	3	30
Jaime Leach	7	2	0	2	0
Jay Caulfield	23	1	1	2	71
Jeff Daniels	11	0	2	2	2
Ken Priestlay	2	0	1	1	0
Wendell Young	18	0	1	1	0
Frank Pietrangolo	25	0	1	1	24
Jim Kyte	1	0	0	0	2
Jim Paek	3	0	0	0	9
Gord Dineen	9	0	0	0	6
Bench					8

GOALTENDING

PLAYERS (W-L-T)	GP	MP	GA	SO	GAA
Tom Barrasso (27-16-3)	48	2754	165	1	3.59
Frank Pietrangolo (10-11-1)	25	1311	86	0	3.94
Wendell Young (4-6-2)	18	773	52	0	4.04
TOTALS (41-33-6)	80	4843	305	1	3.78

Date	Result	Score	Opponent
Oct. 5	W	7-4	Washington
Oct. 7	W	7-4	NEW JERSEY
Oct. 9	L	3-4	ST. LOUIS
Oct. 11	L	1-4	Chicago
Oct. 13	W	6-4	NY Islanders
Oct. 16	L	1-5	PHILADELPHIA
Oct. 19	T	4-4	Buffalo
Oct. 20	L	3-4	NY RANGERS
Oct. 23	L	4-5	MONTRÉAL
Oct. 25	W	6-3	QUEBEC
Oct. 27	L	5-7	New Jersey
Oct. 28	W	8-3	NY ISLANDERS
Oct. 30	W	6-2	Philadelphia
Nov. 3	W	3-1	NY RANGERS
Nov. 6	W	6-5	CALGARY
Nov. 8	L	2-3	ST. LOUIS
Nov. 10	T	3-3	Boston
Nov. 13	W	4-1	Minnesota
Nov. 14	W	6-4	Winnipeg
Nov. 17	L	1-2	Los Angeles
Nov. 21	L	4-5	PHILADELPHIA
Nov. 23	L	3-7	Washington
Nov. 24	W	3-2	WASHINGTON
Nov. 27	L	3-7	EDMONTON
Nov. 29	L	4-6	HARTFORD
Dec. 1	L	3-6	Minnesota
Dec. 3	W	9-4	NY Rangers
Dec. 5	L	1-3	WASHINGTON
Dec. 7	T	2-2	VANCOUVER
Dec. 8	L	1-3	Hartford
Dec. 11	L	1-4	CHICAGO
Dec. 13	W	0-5	NEW JERSEY
Dec. 14	W	4-3	Buffalo
Dec. 16	W	4-1	DETROIT
Dec. 18	W	9-2	WINNIPEG
Dec. 20	W	4-3	MINNESOTA
Dec. 22	W	4-3	NY Islanders
Dec. 23	L	3-4	NY ISLANDERS
Dec. 26	W	7-3	Washington
Dec. 28	W	5-0	DETROIT
Dec. 29	L	3-6	Toronto
Dec. 31	W	4-3	ST. LOUIS
Jan. 3	L	5-7	NY RANGERS
Jan. 5	W	5-2	NEW JERSEY
Jan. 6	L	3-6	Montreal
Jan. 8	W	6-1	EDMONTON
Jan. 10	W	5-1	CALGARY
Jan. 15	L	4-5	Philadelphia
Jan. 17	W	6-5	Toronto
Jan. 22	W	5-3	NEW JERSEY
Jan. 26	W	6-5	Quebec
Jan. 29	W	3-2	WASHINGTON
Jan. 31	L	2-4	Philadelphia
Feb. 2	W	6-2	BOSTON
Feb. 3	L	3-6	Boston
Feb. 8	L	2-6	Winnipeg
Feb. 11	L	5-7	Edmonton
Feb. 14	W	5-2	NY ISLANDERS
Feb. 16	L	3-4	NY Islanders
Feb. 19	W	6-3	BUFFALO
Feb. 21	W	11-4	TORONTO
Feb. 22	L	2-5	New Jersey
Feb. 24	T	5-5	Washington
Feb. 26	L	2-8	Los Angeles
Feb. 27	L	3-4	Vancouver
Mar. 1	L	2-6	Calgary
Mar. 5	W	4-1	VANCOUVER
Mar. 7	W	3-2	LOS ANGELES
Mar. 9	W	5-2	Hartford
Mar. 10	W	4-3	NY Islanders
Mar. 12	T	4-4	MONTRÉAL
Mar. 16	W	6-3	QUEBEC
Mar. 17	W	4-2	NY Rangers
Mar. 19	L	4-5	New Jersey
Mar. 21	W	5-4	NY RANGERS
Mar. 23	L	5-7	CHICAGO
Mar. 26	W	3-1	Philadelphia
Mar. 27	W	7-4	Detroit
Mar. 30	T	4-4	PHILADELPHIA
Mar. 31	L	3-6	NY Rangers



1991-92

Record: 39-32-9, Third in Patrick Division

SEASON HIGHLIGHTS

- * Scott Bowman is named interim coach on Oct. 1.
- * The Penguins honor the late Bob Johnson in a candlelight ceremony on Nov. 27 vs. New Jersey.
- * Joe Mullen scores four goals in back-to-back games on Dec. 23 vs. the Islanders and Dec. 26 vs. Toronto. He is the first Penguin to do so.
- * Kevin Stevens sets an NHL record for points in a season by an American-born player and most points by a left wing with 123 (54+69).
- * The Penguins defeat Washington (4-3), the New York Rangers (4-2), Boston (4-0) and Chicago (4-0) to win their second straight Stanley Cup.

MAJOR TRADES

- * Feb. 19, 1992 - Obtained Jeff Chychrun, Brian Benning and a first round choice in the 1992 Entry Draft from Los Angeles for Paul Coffey.
- * Feb. 19, 1992 - Obtained Rick Tocchet, Kjell Samuelsson, Ken Wregget and a conditional draft pick from Philadelphia for Mark Recchi, Brian Benning and Los Angeles' first round choice in the 1992 Entry Draft.

SCORING

PLAYERS

	GP	G	A	PTS	PIM
Mario Lemieux	64	44	87	131	94
Kevin Stevens	80	54	89	123	252
Joe Mullen	77	42	45	87	30
Larry Murphy	77	21	56	77	50
Mark Recchi	58	33	37	70	78
Jaromir Jagr	70	32	37	69	34
Paul Coffey	54	10	54	64	62
Rick Tocchet	61	27	32	59	151
Ron Francis	70	21	33	54	30
Bob Errey	78	19	16	35	119
Bryan Trotter	63	11	18	29	54
Phil Bourque	58	10	16	26	58
Troy Loney	76	10	16	26	127
Gord Roberts	73	2	22	24	87
Kjell Samuelsson	74	5	11	16	110
Jiri Hrdina	56	3	13	16	16
Ulf Samuelsson	62	1	14	15	206
Ken Priestlay	50	2	8	10	4
Paul Stanton	54	2	8	10	62
Jamie Leach	38	5	4	9	8
Grant Jennings	53	4	5	9	104
Jim Paek	50	1	7	8	36
Peter Taglianetti	44	1	3	4	57
Shawn McEachern	15	0	4	4	0
Jeff Chychrun	43	0	4	4	111
Tom Barrasso	57	0	4	4	30
Ken Wregget	32	0	2	2	2
Gord Dineen	1	0	0	0	0
Glen Mulverna	1	0	0	0	2
Todd Nelson	1	0	0	0	0
Jeff Daniels	2	0	0	0	0
Frank Pietrangelo	5	0	0	0	0
Wendell Young	18	0	0	0	0
Jay Caulfield	52	0	0	0	175
Bench					12

GOALTENDING

PLAYERS (W-L-T)

	GP	MP	GA	SO	GAA
Tom Barrasso (25-22-9)	57	3329	196	1	3.53
Wendell Young (7-6-0)	18	838	53	0	3.79
Ken Wregget (5-3-0)	9	448	31	0	4.15
Frank Pietrangelo (2-1-0)	5	225	20	0	5.33
TOTALS (39-32-9)	80	4854	308	1	3.81

Date	Result	Score	Opponent
Oct 4	W	5-4	Buffalo
Oct 6	T	2-2	* PHILADELPHIA
Oct 10	W	6-3	Philadelphia
Oct 12	L	1-4	New Jersey
Oct 15	W	7-6	* NY Islanders
Oct 17	W	8-5	NY ISLANDERS
Oct 19	L	4-5	* NY RANGERS
Oct 22	T	4-4	* CHICAGO
Oct 24	L	2-4	NEW JERSEY
Oct 26	L	1-4	Montreal
Oct 29	L	0-8	WASHINGTON
Oct 31	W	8-1	MINNESOTA
Nov 2	L	5-6	HARTFORD
Nov 5	T	5-5	* BOSTON
Nov 6	W	3-1	Winnipeg
Nov 9	W	3-2	Minnesota
Nov 11	L	1-3	* NY Rangers
Nov 13	W	5-4	* EDMONTON
Nov 15	L	2-6	Washington
Nov 18	W	7-3	Quebec
Nov 20	W	5-2	PHILADELPHIA
Nov 23	T	2-2	* NY ISLANDERS
Nov 27	W	8-4	NEW JERSEY
Nov 29	W	9-3	Philadelphia
Nov 30	W	5-1	PHILADELPHIA
Dec 3	L	3-5	Edmonton
Dec 5	W	8-0	San Jose
Dec 7	L	1-6	St.Louis
Dec 10	W	5-3	* NY RANGERS
Dec 13	W	4-3	New Jersey
Dec 14	L	2-7	WASHINGTON
Dec 17	W	10-2	SAN JOSE
Dec 19	W	6-4	Boston
Dec 21	L	5-7	NY RANGERS
Dec 23	W	6-3	NY Islanders
Dec 26	W	12-1	TORONTO
Dec 28	W	6-2	Washington
Dec 29	W	6-3	NY Rangers
Dec 31	L	4-7	NEW JERSEY
Jan 2	L	0-4	New Jersey
Jan 4	W	3-2	WINNIPEG
Jan 7	L	2-5	LOS ANGELES
Jan 10	L	5-7	Calgary
Jan 12	W	4-3	Vancouver
Jan 16	T	3-3	Detroit
Jan 23	L	4-5	BUFFALO
Jan 25	W	5-3	* NY Islanders
Jan 26	L	4-6	Washington
Jan 28	L	0-4	WINNIPEG
Jan 30	L	5-8	* NY ISLANDERS
Feb 1	W	4-1	ST. LOUIS
Feb 3	T	4-4	* DETROIT
Feb 5	L	3-4	NY Rangers
Feb 8	L	3-4	LOS ANGELES
Feb 9	L	3-5	Boston
Feb 15	L	2-5	Minnesota
Feb 16	T	3-3	* Philadelphia
Feb 18	W	7-1	* TORONTO
Feb 20	T	4-4	QUEBEC
Feb 22	L	1-2	Montreal
Feb 25	L	3-5	Washington
Feb 27	L	4-8	HARTFORD
Feb 29	W	5-2	BUFFALO
Mar 3	W	6-3	Calgary
Mar 6	W	7-3	San Jose
Mar 7	L	3-5	Los Angeles
Mar 10	W	5-2	CALGARY
Mar 12	W	6-4	NY ISLANDERS
Mar 14	L	3-6	Toronto
Mar 15	W	4-3	Chicago
Mar 17	W	6-5	EDMONTON
Mar 19	W	6-3	QUEBEC
Mar 22	T	2-2	Hartford
Mar 24	L	3-4	Detroit
Mar 26	W	7-3	VANCOUVER
Mar 28	W	6-3	MONTEAL
Mar 31	W	6-5	PHILADELPHIA
Apr 13	L	1-5	New Jersey
Apr 15	W	4-1	WASHINGTON
Apr 16	L	1-7	NY Rangers



1992-93

Record: 56-21-7, First in Patrick Division

SEASON HIGHLIGHTS

- * Pittsburgh starts the regular season with a 10-game unbeaten streak (8-0-2) from Oct. 6-27.
- * Mario Lemieux records a goal in 12 consecutive games from Oct. 6 through Nov. 1 (18 goals in all) to set a team record.
- * Larry Murphy becomes the ninth defenseman in league history to record 800 points on Jan. 26 vs. Washington.
- * The Penguins set a new team record with 24 road victories on Mar. 14.
- * Mario Lemieux becomes the second player in team history to record back-to-back four goal games on Mar. 18 vs. Washington and Mar. 20 vs. Philadelphia.
- * Tom Barrasso sets a team record with 14 consecutive wins from Mar. 9 through Apr. 9.
- * The Penguins clinch the President's Trophy with a 5-3 win at Quebec on Apr. 3.
- * The Penguins set a league record for longest winning streak, recording 17 consecutive victories from Mar. 9 through Apr. 9, breaking the Islanders' record of 15 set in 1981-82.

MAJOR TRADES

- * Mar. 22, 1993 - Obtained Peter Taglianetti from Tampa Bay for a third round choice in the 1993 Entry Draft.
- * Mar. 22, 1993 - Obtained Mike Ramsey from Buffalo for Bob Errey.

SCORING

PLAYERS	GP	G	A	PTS	PIM
Mario Lemieux	60	69	91	160	38
Kevin Stevens	72	55	56	111	177
Rick Tocchet	80	48	61	109	252
Ron Francis	84	24	76	100	68
Jaromir Jagr	81	34	60	94	61
Larry Murphy	83	22	63	85	73
Joe Mullen	72	33	37	70	14
Shawn McEachern	84	28	33	61	46
Ulf Samuelsson	77	3	26	29	249
Dave Tippett	74	6	19	25	56
Troy Loney	82	5	16	21	99
Jim Paek	77	3	15	18	64
Paul Stanton	77	4	12	16	97
Martin Straka	42	3	13	16	29
Bob Errey	54	8	6	14	76
Peter Taglianetti	72	2	12	14	184
Mike Needham	56	8	5	13	14
Mike Stapleton	78	4	9	13	10
Mike Ramsey	45	3	10	13	28
Jeff Daniels	58	5	4	9	14
Kjell Samuelsson	63	3	6	9	106
Tom Barrasso	63	0	8	8	24
Grant Jennings	58	0	5	5	65
Bryan Fogarty	12	0	4	4	4
Peter Ahola	22	0	1	1	14
Ken Wregget	25	0	1	1	6
Jamie Leach	5	0	0	0	2
Jeff Chychrun	1	0	0	0	2
Jay Caufield	26	0	0	0	60
Bench					14

GOALTENDING

PLAYERS (W-L-T)	GP	MP	GA	SO	GAA
Tom Barrasso (43-14-5)	63	3702	186	4	3.01
Ken Wregget (13-7-2)	25	1368	78	0	3.42
TOTALS (56-21-7)	84	5083	268	5	3.16

Date	Result	Score	Opponent
Oct. 6	T	3-3	PHILADELPHIA
Oct. 8	W	7-3	NY ISLANDERS
Oct. 10	T	3-3	Montreal
Oct. 13	W	6-5	BUFFALO
Oct. 15	W	5-2	MONTRÉAL
Oct. 17	W	7-3	Hartford
Oct. 20	W	5-1	VANCOUVER
Oct. 22	W	9-6	DETROIT
Oct. 24	W	4-3	New Jersey
Oct. 27	W	7-2	Ottawa
Oct. 29	L	4-6	St. Louis
Nov. 1	W	5-4	Tampa Bay
Nov. 3	W	2-0	NY ISLANDERS
Nov. 5	W	8-4	ST. LOUIS
Nov. 7	L	2-4	Toronto
Nov. 8	L	2-7	Chicago
Nov. 10	W	4-1	MINNESOTA
Nov. 12	T	4-4	QUEBEC
Nov. 13	L	0-8	DETROIT
Nov. 17	W	4-2	BUFFALO
Nov. 20	W	4-1	New Jersey
Nov. 21	W	2-0	NEW JERSEY
Nov. 23	W	5-2	NY Rangers
Nov. 25	L	3-11	NY RANGERS
Nov. 27	L	4-6	Washington
Nov. 28	W	5-3	WASHINGTON
Dec. 1	W	7-2	NY ISLANDERS
Dec. 3	L	3-5	Los Angeles
Dec. 5	W	9-4	San Jose
Dec. 6	W	5-2	WINNIPEG
Dec. 11	L	1-2	New Jersey
Dec. 12	W	6-5	NEW JERSEY
Dec. 15	W	6-2	PHILADELPHIA
Dec. 17	W	5-4	Philadelphia
Dec. 19	L	3-4	NY ISLANDERS
Dec. 21	W	7-4	QUEBEC
Dec. 23	W	4-0	Philadelphia
Dec. 27	W	4-2	Buffalo
Dec. 31	T	3-3	TORONTO
Jan. 2	W	5-2	NY RANGERS
Jan. 5	W	6-2	BOSTON
Jna. 7	L	3-6	MINNESOTA
Jan. 9	W	3-2	CALGARY
Jan. 10	L	2-3	Winnipeg
Jan. 14	L	0-7	Boston
Jan. 16	W	8-1	OTTAWA
Jan. 19	W	5-2	Vancouver
Jan. 22	L	1-2	Edmonton
Jan. 23	W	4-3	Calgary
Jan. 26	W	6-3	WASHINGTON
Jan. 28	L	2-5	NY ISLANDERS
Jan. 30	W	4-2	PHILADELPHIA
Jan. 31	T	2-2	Washington
Feb. 8	W	4-0	BOSTON
Feb. 10	W	3-0	NY Rangers
Feb. 13	W	4-1	CHICAGO
Feb. 14	L	4-7	Buffalo
Feb. 18	L	4-5	EDMONTON
Feb. 20	L	2-4	NY ISLANDERS
Feb. 21	W	4-3	Hartford
Feb. 23	L	1-3	NEW JERSEY
Feb. 25	L	1-2	Ottawa
Feb. 27	T	3-3	TAMPABAY
Feb. 28	W	4-2	Washington
Mar. 2	L	4-5	Philadelphia
Mar. 5	L	1-3	NY Rangers
Mar. 9	W	3-2	BOSTON
Mar. 11	W	4-3	LOS ANGELES
Mar. 14	W	3-2	NY ISLANDERS
Mar. 18	W	7-5	WASHINGTON
Mar. 20	W	9-3	PHILADELPHIA
Mar. 21	W	6-4	Edmonton
Mar. 23	W	7-2	SAN JOSE
Mar. 25	W	4-3	NEW JERSEY
Mar. 27	W	5-3	Boston
Mar. 28	W	4-1	Washington
Mar. 30	W	6-4	OTTAWA
Apr. 1	W	10-2	HARTFORD
Apr. 3	W	5-3	Quebec
Apr. 4	W	5-2	New Jersey
Apr. 7	W	4-3	MONTRÉAL
Apr. 9	W	10-4	NY Rangers
Apr. 10	W	4-2	NY RANGERS
Apr. 14	T	6-6	New Jersey



1993-94

Record: 44-27-13, First in Northeast Division

SEASON HIGHLIGHTS

- * Ed Johnston named head coach and Bryan Trottier named assistant coach on June 22.
- * Ron Francis records his 1,000th point on Oct. 28 vs. Quebec.
- * Ed Johnston sets the club record with his 86th career coaching victory on Dec. 21 vs. Tampa Bay.
- * Bryan Trottier records his 90th career assist on Jan. 3 at Ottawa.
- * Tom Barrasso sets the record for most wins by an American-born goaltender with his 253rd victory on Feb. 15 vs. Winnipeg.
- * A pair of milestones. Mario Lemieux records his 1200th career point and Larry Murphy records his 900th career point on Mar. 26 at Calgary.
- * The Penguins clinch the first-ever Northeast Division title on Apr. 11 with a 4-0 win at Ottawa.

MAJOR TRADES

- * Aug. 27, 1993 - Obtained Marty McSorley from Los Angeles for Shawn McEachern.
- * Feb. 15, 1994 - Obtained Shawn McEachern and Tomas Sandstrom from Los Angeles for Marty McSorley and Jim Paek.
- * Mar. 21, 1994 - Obtained Jim McKenzie from Dallas for Mike Needham.

SCORING

PLAYERS

PLAYERS	GP	G	A	PTS	PIM
Jaromir Jagr	80	32	67	99	61
Ron Francis	82	27	66	93	62
Kevin Stevens	83	41	47	88	155
Larry Murphy	84	17	56	73	44
Joe Mullen	84	38	32	70	41
Martin Straka	84	30	34	64	24
Tomas Sandstrom	78	23	35	58	83
Doug Brown	77	18	37	55	16
Shawn McEachern	76	20	22	42	34
Rick Tocchet	51	14	26	40	134
Mario Lemieux	22	17	20	37	32
Greg Hawgood	64	6	28	34	36
Ulf Samuelsson	80	5	24	29	199
Marty McSorley	47	3	18	21	139
Bryan Trottier	41	4	11	15	36
Peter Taglianetti	60	2	12	14	142
Kjell Samuelsson	59	5	8	13	118
Mike Stapleton	58	7	4	11	18
Markus Naslund	71	4	7	11	27
Greg Brown	36	3	8	11	28
Jeff Daniels	63	3	5	8	20
Jim McKenzie	71	3	5	8	146
Grant Jennings	61	2	4	6	126
Ed Patterson	27	3	1	4	10
Mike Ramsey	65	2	2	4	22
Jim Paek	41	0	4	4	8
Pat Neaton	12	1	1	2	12
Larry DePalma	7	1	0	1	5
Mike Needham	25	1	0	1	2
Ken Wrogget	42	0	1	1	8
Tom Barrasso	44	0	1	1	42
Chris Tamer	12	0	0	0	9
Greg Andrusak	3	0	0	0	2
Justin Duberman	4	0	0	0	0
Ladislav Karabin	9	0	0	0	2
Rob Dopson	2	0	0	0	0
Roberto Romano	2	0	0	0	0
Bench					20

GOALTENDING

PLAYERS (W-L-T)

PLAYERS (W-L-T)	GP	MP	GA	SO	GAA
Roberto Romano (1-0-1)	2	125	3	0	1.44
Tom Barrasso (22-15-5)	44	2482	139	2	3.36
Ken Wrogget (21-12-7)	42	2456	138	1	3.37
Rob Dopson (0-0-0)	2	45	3	0	4.00
TOTALS (44-27-13)	84	5118	285	3	3.34

Date	Result	Score	Opponent
Oct 5	L	3-1	Philadelphia
Oct 7	W	2-1	MONTREAL
Oct 9	W	3-2	NY RANGERS
Oct 10	L	4-7	Quebec
Oct 12	W	2-1	Florida
Oct 14	L	2-3	Tampa Bay
Oct 16	W	5-3	HARTFORD
Oct 19	W	3-2	NY Islanders
Oct 22	W	4-2	Buffalo
Oct 23	T	3-3	* ST. LOUIS
Oct 28	L	3-7	QUEBEC
Oct 30	W	4-3	CHICAGO
Nov 2	T	3-3	* San Jose
Nov 3	W	6-2	BUFFALO
Nov 5	L	3-8	Los Angeles
Nov 7	W	5-4	Anaheim
Nov 9	T	3-3	* St. Louis
Nov 11	L	1-4	Chicago
Nov 13	L	3-7	DETROIT
Nov 16	W	11-5	PHILADELPHIA
Nov 18	W	3-2	WASHINGTON
Nov 20	T	2-2	* Montreal
Nov 24	W	7-3	BOSTON
Nov 26	T	4-4	* Washington
Nov 27	T	2-2	* OTTAWA
Dec 2	T	2-2	* NEW JERSEY
Dec 4	W	7-6	* Hartford
Dec 8	L	2-3	Dallas
Dec 11	W	6-3	Tampa Bay
Dec 14	W	4-2	LOS ANGELES
Dec 16	W	2-1	BUFFALO
Dec 19	L	5-6	NY ISLANDERS
Dec 21	W	8-3	TAMPA BAY
Dec 23	W	4-3	Boston
Dec 26	L	3-7	Washington
Dec 28	T	4-4	* PHILADELPHIA
Dec 31	L	4-5	QUEBEC
Jan 2	L	2-7	Hartford
Jan 3	W	4-1	Ottawa
Jan 7	W	4-3	* Buffalo
Jan 8	T	2-2	* CALGARY
Jan 11	W	5-4	BOSTON
Jan 13	T	2-2	* FLORIDA
Jan 15	W	4-3	EDMONTON
Jan 18	L	3-6	Quebec
Jan 25	W	4-2	OTTAWA
Jan 27	W	3-1	QUEBEC
Jan 29	T	4-4	* Toronto
Jan 31	L	3-5	NY Rangers
Feb 1	W	2-1	FLORIDA
Feb 4	W	8-3	Detroit
Feb 5	L	3-7	New Jersey
Feb 7	L	1-4	MONTREAL
Feb 10	L	3-5	NY ISLANDERS
Feb 12	L	3-9	DALLAS
Feb 13	W	3-1	Philadelphia
Feb 15	W	5-3	WINNIPEG
Feb 17	W	6-4	HARTFORD
Feb 19	L	1-4	Montreal
Feb 21	L	3-4	* NY Rangers
Feb 24	T	2-2	* ANAHEIM
Feb 26	W	4-3	BUFFALO
Feb 28	W	4-3	Florida
Mar 4	L	1-2	Buffalo
Mar 5	W	5-3	Winnipeg
Mar 8	W	7-3	BOSTON
Mar 10	L	2-4	TORONTO
Mar 12	W	6-2	NY RANGERS
Mar 13	W	3-2	Hartford
Mar 15	L	4-5	* WASHINGTON
Mar 17	W	4-2	Boston
Mar 19	W	5-4	VANCOUVER
Mar 20	W	2-1	NY Islanders
Mar 22	T	2-2	* SAN JOSE
Mar 24	W	5-1	OTTAWA
Mar 26	L	3-5	Calgary
Mar 27	L	3-5	Edmonton
Mar 30	W	3-1	Vancouver
Apr 3	W	6-2	BOSTON
Apr 4	W	2-1	TAMPA BAY
Apr 6	W	3-1	NEW JERSEY
Apr 8	L	2-7	New Jersey
Apr 9	L	1-9	Montreal
Apr 11	W	4-1	Ottawa



1994-95

Record: 29-16-3, Second in Northeast Division

SEASON HIGHLIGHTS

- * Joe Mullen becomes the first American-born player to record 1,000 career points with an assist on Feb. 7 vs. Florida.
- * Jaromir Jagr becomes the first European-trained player to win the Art Ross Trophy on May 3.
- * Ron Francis records a league-best plus-30 rating.
- * Ron Francis becomes the first Penguin to win the Selke Trophy and the second to win the Lady Byng.
- * Jaromir Jagr is named to the First All-Star team and Larry Murphy is named to the Second team.

MAJOR TRADES

- * Feb. 16, 1995 - Acquired Wendell Young from Tampa Bay for future considerations.
- * Apr. 7, 1995 - Obtained Norm Maciver and Troy Murray from Ottawa for Martin Straka.
- * Apr. 7, 1995 - Acquired Drake Berehowsky from Toronto for Grant Jennings.

SCORING

PLAYERS	GP	G	A	PTS	PIM
Jaromir Jagr	48	32	38	70	37
Ron Francis	44	11	48	59	18
Tomas Sandstrom	47	21	23	44	42
Luc Robitaille	46	23	19	42	37
Larry Murphy	48	13	25	38	18
Joe Mullen	45	16	21	37	6
John Cullen	46	13	24	37	66
Kevin Stevens	27	15	12	27	51
Shawn McEachern	44	13	13	26	22
Norm Maciver	41	4	16	20	16
Troy Murray	46	4	12	16	39
Martin Straka	31	4	12	16	16
Ulf Samuelsson	44	1	15	16	113
Chris Joseph	33	5	10	15	46
Len Barrie	48	3	11	14	66
Mike Hudson	40	2	9	11	34
Kjell Samuelsson	41	1	6	7	54
Greg Hawgood	21	1	4	5	25
Markus Naslund	14	2	2	4	2
Greg Andrusak	7	0	4	4	6
Grant Jennings	25	0	4	4	36
Jim McKenzie	39	2	1	3	63
Chris Tamer	36	2	0	2	82
Drake Berehowsky	29	0	2	2	28
Francois Leroux	40	0	2	2	114
Rusty Fitzgerald	4	1	0	1	0
Richard Park	1	0	1	1	2
Peter Taglianetti	13	0	1	1	12
Jeff Christian	1	0	0	0	0
Philippe DeRouville	1	0	0	0	0
Tom Barrasso	2	0	0	0	0
Wendell Young	10	0	0	0	2
Ken Wregget	38	0	0	0	14
Bench					10

GOALTENDING

PLAYERS (W-L-T)	GP	MP	GA	SO	GAA
Philippe DeRouville (1-0-0)	1	60	3	0	3.00
Ken Wregget (25-9-2)	38	2208	118	0	3.21
Wendell Young (3-6-0)	10	497	27	0	3.26
Tom Barrasso (0-1-1)	2	125	8	0	3.84
TOTALS (29-16-3)	48	2901	158	0	3.27

Date	Result	Score	Opponent
Jan. 20	W	5-3	Tampa Bay
Jan. 23	W	6-5	Florida
Jan. 25	W	3-2	NY Rangers
Jan. 27	W	5-4	OTTAWA
Jan. 29	W	4-1	Washington
Feb. 1	W	4-3	NY RANGERS
Feb. 4	W	6-3	TAMPA BAY
Feb. 5	T	3-3	* New Jersey
Feb. 7	W	7-3	FLORIDA
Feb. 9	W	5-2	NY Islanders
Feb. 11	W	3-1	MONTREAL
Feb. 14	W	5-3	BOSTON
Feb. 16	W	5-2	HARTFORD
Feb. 18	L	2-4	Hartford
Feb. 19	T	3-3	* BUFFALO
Feb. 21	W	5-4	QUEBEC
Feb. 24	L	2-4	TAMPA BAY
Feb. 25	L	1-3	NY Islanders
Feb. 27	W	7-5	Quebec
Mar. 2	L	3-6	Buffalo
Mar. 4	W	4-3	* Boston
Mar. 5	L	2-6	Philadelphia
Mar. 7	L	4-5	QUEBEC
Mar. 9	W	4-2	NY ISLANDERS
Mar. 11	W	6-2	BUFFALO
Mar. 13	W	4-2	MONTREAL
Mar. 15	L	5-8	Montreal
Mar. 16	L	2-3	Quebec
Mar. 19	W	4-3	Ottawa
Mar. 21	W	3-2	Buffalo
Mar. 24	W	5-2	NEW JERSEY
Mar. 26	L	0-2	Florida
Mar. 28	W	6-3	NY ISLANDERS
Apr. 1	W	3-2	PHILADELPHIA
Apr. 5	L	4-8	HARTFORD
Apr. 8	L	1-2	Montreal
Apr. 10	W	4-3	Ottawa
Apr. 11	W	3-1	WASHINGTON
Apr. 15	W	5-2	OTTAWA
Apr. 16	L	3-4	* Philadelphia
Apr. 18	W	6-5	NY RANGERS
Apr. 22	L	1-2	WASHINGTON
Apr. 23	W	4-2	Hartford
Apr. 26	T	3-3	* New Jersey
Apr. 28	W	4-1	BOSTON
Apr. 30	L	2-5	Boston
May 2	L	2-7	Washington
May 5	L	3-4	FLORIDA

PITTSBURGH PENGUINS



1995-96

Record: 49-29-4, First in Northeast Division

SEASON HIGHLIGHTS

- * Mario Lemieux returns to the Pittsburgh lineup after a one year leave of absence for medical reasons.
- * Mario Lemieux records his 500th career goal on Oct. 28 at the Islanders, becoming the second-fastest to reach the mark.
- * Ron Francis records his 1,200th career point on Dec. 26 at Buffalo.
- * Mario Lemieux records five goals in a game against St. Louis on Mar. 26.
- * Jaromir Jagr sets NHL records for points (149) and assists (87) in a season by a right wing.

MAJOR TRADES

- * Aug. 2, 1995 - Obtained Bryan Smolinski, Glen Murray and Boston's third round choice in the 1996 Entry Draft for Kevin Stevens and Shawn McEachern.
- * Mar. 20, 1996 - Obtained J.J. Daigneault from St. Louis for an eighth round choice in the 1996 Entry Draft.
- * Mar. 20, 1996 - Obtained Alek Stojanov from Vancouver for Markus Naslund.

SCORING

PLAYERS

PLAYERS	GP	G	A	PTS	PIM
Mario Lemieux	70	69	92	161	54
Jaromir Jagr	82	62	87	149	96
Ron Francis	77	27	92	119	56
Petr Nedved	80	45	54	99	68
Tomas Sandstrom	58	35	35	70	69
Sergei Zubov	64	11	55	66	22
Bryan Smolinski	81	24	40	64	69
Kevin Miller	81	28	25	53	45
Markus Naslund	66	19	33	52	36
Dmitri Mironov	72	3	31	34	88
Glen Murray	69	14	15	29	57
Norm Maciver	32	2	21	23	32
Chris Joseph	70	5	14	19	71
Neil Wilkinson	62	3	14	17	120
Dave Roche	71	7	7	14	130
Chris Tamer	70	4	10	14	153
J.J. Daigneault	57	4	7	11	53
Francois Leroux	66	2	9	11	161
Joe Dziedzic	69	5	5	10	68
Richard Park	56	4	6	10	36
Dave McLwain	19	2	5	7	6
Brad Lauer	21	4	1	5	6
Corey Foster	11	2	2	4	2
Chris Wells	54	2	2	4	59
Rusty Fritzer	21	1	2	3	12
Tom Barrasso	49	0	3	3	18
Ian Moran	51	1	1	2	47
Alek Stojanov	68	1	1	2	130
Ed Patterson	35	0	2	2	38
Ken Wregget	37	0	2	2	8
Drake Berehowsky	1	0	0	0	0
Greg Andrusak	2	0	0	0	0
Stefan Bergkvist	2	0	0	0	2
Jeff Christian	3	0	0	0	2
Len Barrie	5	0	0	0	18
Peter Allen	8	0	0	0	8
Bench					12

GOALTENDING

PLAYERS (W-L-T)

PLAYERS (W-L-T)	GP	MP	GA	SO	GAA
Ken Wregget (20-13-2)	37	2132	115	3	3.24
Tom Barrasso (29-16-2)	49	2799	160	2	3.43
TOTALS (49-29-4)	82	4948	284	5	3.44

Date	Result	Score	Opponent
Oct. 7	W	6-3	TORONTO
Oct. 9	T	6-6	Colorado
Oct. 12	L	1-5	Chicago
Oct. 14	W	5-2	ANHEIM
Oct. 20	T	2-2	Hartford
Oct. 21	L	2-3	LOS ANGELES
Oct. 26	W	7-5	NY Islanders
Oct. 28	W	5-3	New Jersey
Nov. 1	W	10-0	TAMPA BAY
Nov. 3	T	3-3	Buffalo
Nov. 4	W	7-4	PHILADELPHIA
Nov. 8	W	7-1	Ottawa
Nov. 10	W	9-1	San Jose
Nov. 11	L	2-3	Los Angeles
Nov. 14	W	4-2	DALLAS
Nov. 17	W	3-2	* Washington
Nov. 18	W	3-0	WASHINGTON
Nov. 21	L	4-9	NY Rangers
Nov. 22	L	3-4	NY RANGERS
Nov. 25	W	5-3	BUFFALO
Nov. 28	W	7-2	OTTAWA
Nov. 30	W	9-6	Boston
Dec. 1	W	2-1	FLORIDA
Dec. 3	W	5-4	Tampa Bay
Dec. 5	W	6-3	NY Islanders
Dec. 7	W	7-5	MONTREAL
Dec. 9	W	6-0	HARTFORD
Dec. 13	L	3-6	Anaheim
Dec. 15	W	5-1	Dallas
Dec. 17	L	5-6	Philadelphia
Dec. 19	W	7-1	CAL GARY
Dec. 22	L	2-4	MONTREAL
Dec. 23	L	0-1	Montreal
Dec. 26	W	6-3	BUFFALO
Dec. 28	W	9-4	HARTFORD
Dec. 30	W	6-5	FLORIDA
Jan. 1	L	2-4	Washington
Jan. 3	W	4-1	OTTAWA
Jan. 5	W	5-2	DETROIT
Jan. 6	L	2-3	St. Louis
Jan. 8	W	9-5	VANCOUVER
Jan. 12	L	5-6	MONTREAL
Jan. 13	L	8-10	SAN JOSE
Jan. 16	L	2-5	COLORADO
Jan. 17	W	1-0	Buffalo
Jan. 22	W	7-6	* BOSTON
Jan. 24	W	4-3	Ottawa
Jan. 27	W	7-4	PHILADELPHIA
Jan. 29	L	1-2	Florida
Jan. 31	L	1-4	Tampa Bay
Feb. 3	L	0-3	Detroit
Feb. 6	W	6-5	BOSTON
Feb. 7	T	1-1	* New Jersey
Feb. 10	W	6-3	CHICAGO
Feb. 12	L	1-4	Toronto
Feb. 16	W	1-0	Winnipeg
Feb. 18	W	4-3	* NY RANGERS
Feb. 21	L	3-6	Buffalo
Feb. 23	W	5-4	HARTFORD
Feb. 24	L	3-7	Montreal
Feb. 27	W	7-4	Vancouver
Feb. 29	L	3-7	Calgary
Mar. 1	W	5-4	Edmonton
Mar. 5	W	9-4	WINNIPEG
Mar. 7	W	5-1	OTTAWA
Mar. 9	L	3-4	* NEW JERSEY
Mar. 13	L	2-3	Hartford
Mar. 14	L	2-4	Boston
Mar. 16	W	4-2	NY ISLANDERS
Mar. 21	W	5-4	EDMONTON
Mar. 23	L	5-7	BUFFALO
Mar. 24	W	8-2	NY Rangers
Mar. 26	W	8-4	ST. LOUIS
Mar. 28	W	3-2	Florida
Mar. 30	W	2-1	NEW JERSEY
Mar. 31	L	1-4	Philadelphia
Apr. 4	W	4-2	WASHINGTON
Apr. 6	W	2-1	TAMPA BAY
Apr. 8	L	4-5	Hartford
Apr. 10	L	2-6	NY ISLANDERS
Apr. 11	W	5-3	Ottawa
Apr. 14	L	5-6	Boston



1996-97

Record: 38-36-8, Second in Northeast Division

SEASON HIGHLIGHTS

- * Mario Lemieux becomes the ninth player to record 1,400 points on Nov. 30 vs. Boston.
 - * Jaromir Jagr records his 600th point on Jan. 4 vs. Tampa Bay.
 - * Mario Lemieux ties the NHL record for goals in a period with four against Montreal on Jan. 26.
 - * Mario Lemieux scores his 600th career goal on Feb. 4 vs. Vancouver.
 - * Joe Mullen becomes the first American-born player to record 500 goals on Mar. 14 at Colorado.
 - * Ron Francis records his 400th career goal on Mar. 29 vs. Los Angeles.
 - * Patrick Lalime sets the NHL record for longest unbeaten streak from the beginning of a career by going 14-0-2.
 - * Mario Lemieux wins his sixth Art Ross Trophy after scoring 122 points (50+72).
- MAJOR TRADES**
- * June 22, 1996 - Obtained Kevin Hatcher from Dallas for Sergei Zubov.
 - * Nov. 17, 1996 - Obtained Darius Kasparaitis and Andreas Johansson from NY Islanders for Bryan Smolinski.
 - * Nov. 19, 1996 - Obtained Stu Barnes and Jason Woolley from Florida for Chris Wells.
 - * Mar. 18, 1997 - Obtained Eddie Olczyk from Los Angeles for Glen Murray.

SCORING PLAYERS

PLAYERS	GP	G	A	PTS	PIM
Mario Lemieux	76	50	72	122	65
Jaromir Jagr	63	47	48	95	40
Ron Francis	81	27	63	90	20
Petr Nedved	74	33	38	71	66
Eddie Olczyk	79	25	30	55	51
Kevin Hatcher	80	15	39	54	103
Stu Barnes	81	19	30	49	26
Fredrik Olausson	71	9	29	38	32
Jason Woolley	60	6	30	36	30
Greg Johnson	75	13	19	32	26
Alex Hicks	73	7	21	28	90
Tomas Sandstrom	40	9	15	24	33
Darius Kasparaitis	75	2	21	23	100
Joe Mullen	54	7	15	22	4
Glen Murray	86	11	11	22	24
Garry Valk	70	10	11	21	78
Joe Dziedzic	59	9	9	18	63
J.J. Daigneault	53	3	14	17	36
Roman Oksiuta	35	6	7	13	26
Andreas Johansson	42	4	9	13	20
Dave Roche	61	5	5	10	155
Ian Moran	36	4	5	9	22
Petr Klima	17	1	7	8	6
Dmitri Mironov	15	1	5	6	24
Chris Tamer	45	2	4	6	131
Alek Stojanov	35	1	4	5	79
Josef Beranek	8	3	1	4	4
Jeff Christian	11	2	2	4	13
Tyler Wright	45	2	2	4	70
Craig Muni	64	0	4	4	36
Dan Quinn	16	0	3	3	10
Francois Leroux	59	0	3	3	81
Ken Wregget	46	0	1	1	6
Domenic Pittis	1	0	0	0	0
Richard Park	1	0	0	0	0
Philippe Derouville	2	0	0	0	0
Tom Barrasso	5	0	0	0	0
Stefan Bergkvist	5	0	0	0	7
Ed Patterson	6	0	0	0	8
Shawn Antoski	13	0	0	0	49
Neil Wilkinson	23	0	0	0	36
Patrick Lalime	39	0	0	0	0

GOALTENDING PLAYERS (W-L-T)

PLAYERS (W-L-T)	GP	MP	GA	SO	GAA
Patrick Lalime (21-12-2)	39	2058	101	3	2.94
Philippe Derouville (0-2-0)	2	111	6	0	3.24
Ken Wregget (17-17-6)	46	2514	136	2	3.25
Tom Barrasso (0-5-0)	5	270	26	0	5.78
TOTALS (38-36-8)	82	4969	280	5	3.38

Date	Result	Score	Opponent
Oct. 5	L	3-4	TAMPA BAY
Oct. 8	L	2-3	Hartford
Oct. 11	L	2-3	Ottawa
Oct. 12	W	3-2	OTTAWA
Oct. 16	L	1-8	NY Rangers
Oct. 17	L	1-4	Buffalo
Oct. 19	W	2-1	WASHINGTON
Oct. 22	L	2-5	Edmonton
Oct. 24	L	5-7	Calgary
Oct. 26	L	1-2	Vancouver
Nov. 1	L	2-4	Washington
Nov. 2	W	7-3	OTTAWA
Nov. 6	W	5-2	EDMONTON
Nov. 8	T	5-5	Tampa Bay
Nov. 9	L	2-4	Florida
Nov. 12	W	3-0	BUFFALO
Nov. 14	L	1-2	Boston
Nov. 16	L	3-8	NY RANGERS
Nov. 19	W	4-2	ST. LOUIS
Nov. 21	L	3-7	Philadelphia
Nov. 22	W	7-1	Hartford
Nov. 27	T	2-2	MONTREAL
Nov. 30	W	6-2	BOSTON
Dec. 3	T	4-4	HARTFORD
Dec. 4	W	4-2	Ottawa
Dec. 6	W	5-3	Washington
Dec. 7	W	5-3	ANAHEIM
Dec. 10	W	5-3	Los Angeles
Dec. 11	W	7-3	Anaheim
Dec. 13	W	4-1	San Jose
Dec. 15	L	1-2	Chicago
Dec. 17	L	4-6	BOSTON
Dec. 19	W	1-0	St. Louis
Dec. 21	W	3-1	SAN JOSE
Dec. 23	W	6-5	Toronto
Dec. 26	T	3-3	MONTREAL
Dec. 28	W	2-0	BUFFALO
Dec. 30	W	5-3	WASHINGTON
Jan. 2	W	6-1	New Jersey
Jan. 4	W	7-3	TAMPA BAY
Jan. 7	W	5-3	NY ISLANDERS
Jan. 10	W	5-2	NY ISLANDERS
Jan. 11	T	3-3	Ottawa
Jan. 14	W	3-1	DALLAS
Jan. 15	W	3-1	Hartford
Jan. 21	W	4-2	CALGARY
Jan. 23	L	4-4	COLORADO
Jan. 25	L	3-7	NY RANGERS
Jan. 28	W	5-2	Montreal
Jan. 29	L	1-3	Buffalo
Feb. 1	W	4-1	PHOENIX
Feb. 4	W	6-4	VANCOUVER
Feb. 5	W	6-3	Montreal
Feb. 8	L	5-6	DETROIT
Feb. 12	L	1-5	NY ISLANDERS
Feb. 15	L	1-5	Philadelphia
Feb. 16	L	2-6	PHILADELPHIA
Feb. 18	W	4-2	FLORIDA
Feb. 22	L	2-5	CHICAGO
Feb. 23	L	1-5	NY Islanders
Feb. 27	L	1-4	Detroit
Mar. 1	L	1-3	New Jersey
Mar. 4	L	3-6	NEW JERSEY
Mar. 5	W	2-4	Buffalo
Mar. 8	W	3-2	PHILADELPHIA
Mar. 10	T	2-2	MONTREAL
Mar. 12	T	5-5	Phoenix
Mar. 14	L	3-6	Colorado
Mar. 16	L	2-6	Dallas
Mar. 18	W	5-3	BUFFALO
Mar. 20	W	6-3	TORONTO
Mar. 22	L	2-3	NEW JERSEY
Mar. 24	L	3-3	NY Rangers
Mar. 26	L	5-8	Montreal
Mar. 29	W	4-1	FLORIDA
Mar. 31	W	4-3	FLORIDA
Apr. 3	T	5-5	HARTFORD
Apr. 5	W	5-2	OTTAWA
Apr. 8	W	3-1	BOSTON
Apr. 10	L	3-4	Tampa Bay
Apr. 11	L	2-4	Florida
Apr. 13	L	3-7	Boston

PITTSBURGH PENGUINS



1997-98

Record: 40-24-18, First in Northeast Division

SEASON HIGHLIGHTS

- * Tom Barrasso records his 300th career victory at Florida on Oct. 19.
- * Ron Francis records his 1,400th career point on Jan. 29 at Boston.
- * Nine Penguins represent their countries at the 1998 Winter Olympics in Nagano, Japan, with seven bringing home medals.
- * Ken Wregget records his 200th career victory on Mar. 7 vs. Philadelphia.
- * Ron Francis records his 1,000th career assist on Mar. 21 vs. Philadelphia.
- * Jaromir Jagr records his 300th goal on Apr. 15 vs. Tampa Bay.
- * Jaromir Jagr captures his second Art Ross Trophy with 102 points.

MAJOR TRADES

- * Aug. 12, 1997 - Obtained Jiri Slegr from Edmonton for a third round choice in the 1998 Entry Draft.
- * Oct. 22, 1997 - Obtained Tuomas Gronman from Chicago for Greg Johnson.
- * Mar. 24, 1998 - Obtained Sean Pronger from Anaheim for the rights to Patrick Laime.

SCORING

PLAYERS	GP	G	A	PTS	PIM
Jaromir Jagr	77	35	67	102	64
Ron Francis	81	25	82	87	20
Stu Barnes	78	30	35	65	30
Kevin Hatcher	74	19	23	48	66
Martin Straka	75	19	23	42	28
Rob Brown	82	15	25	40	59
Fredrik Olausson	76	6	27	33	42
Aleksey Morozov	76	13	13	26	8
Eddie Olczyk	56	11	11	22	35
Robert Lang	54	9	13	22	16
Sean Pronger	67	6	15	21	32
Alex Hicks	58	7	13	20	54
Brad Werenka	71	3	15	18	46
Jiri Slegr	73	5	12	17	109
Andreas Johansson	50	5	10	15	20
Darius Kasparaitis	61	4	8	12	127
Robert Dome	30	5	2	7	12
Chris Ferraro	46	3	4	7	43
Peter Ferraro	29	3	4	7	12
Tyler Wright	82	3	4	7	112
Jan Moran	37	1	6	7	19
Chris Tamer	79	0	7	7	181
Neil Wilkinson	34	2	4	6	24
Garry Valk	39	2	1	3	33
Tuomas Gronman	22	1	2	3	25
Tom Barrasso	63	0	2	2	14
Greg Johnson	5	1	0	1	2
Peter Skudra	17	0	1	1	2
Sven Butenschon	6	0	0	0	6
Ken Wregget	15	0	0	0	6

GOALTENDING

PLAYERS (W-L-T)	GP	MP	GA	SO	GAA
Peter Skudra (6-4-3)	17	851	26	0	1.83
Tom Barrasso (31-14-13)	63	3542	122	7	2.07
Ken Wregget (3-6-2)	15	611	28	0	2.75
TOTALS (40-24-18)	82	5022	188	7	2.25

Date	Result	Score	Opponent
Oct. 1	T	3-3	* LOS ANGELES
Oct. 3	W	4-3	Carolina
Oct. 4	L	3-5	FLORIDA
Oct. 8	L	0-3	MONTREAL
Oct. 9	L	1-3	Philadelphia
Oct. 11	W	4-1	CAROLINA
Oct. 14	W	1-0	NY Rangers
Oct. 15	T	1-1	Montreal
Oct. 17	W	4-1	Tampa Bay
Oct. 19	W	4-1	Florida
Oct. 22	W	5-2	San Jose
Oct. 24	L	3-4	Edmonton
Oct. 25	W	3-2	* Vancouver
Oct. 28	L	3-6	Calgary
Nov. 1	W	7-6	* VANCOUVER
Nov. 2	L	1-3	Chicago
Nov. 5	L	2-5	DALLAS
Nov. 7	T	1-1	* Detroit
Nov. 8	T	2-2	* BUFFALO
Nov. 12	L	1-4	WASHINGTON
Nov. 14	L	1-3	NY Rangers
Nov. 15	W	5-0	Toronto
Nov. 19	T	3-3	* BOSTON
Nov. 20	W	2-0	Ottawa
Nov. 22	W	4-3	* NY RANGERS
Nov. 24	W	5-1	BUFFALO
Nov. 26	W	3-2	CAROLINA
Nov. 29	W	6-3	MONTREAL
Dec. 1	W	1-0	Montreal
Dec. 4	L	0-4	NEW JERSEY
Dec. 5	W	5-2	ANAHEIM
Dec. 9	W	2-1	Los Angeles
Dec. 10	W	3-0	Anaheim
Dec. 12	T	2-2	* Phoenix
Dec. 16	T	1-1	* TAMPA BAY
Dec. 19	T	3-3	* Colorado
Dec. 20	L	1-4	St. Louis
Dec. 26	W	4-1	Washington
Dec. 27	L	0-1	MONTREAL
Dec. 29	W	5-1	NY ISLANDERS
Dec. 31	W	3-2	CAROLINA
Jan. 3	L	4-5	* COLORADO
Jan. 5	W	4-2	NY Islanders
Jan. 7	L	1-3	New Jersey
Jan. 10	W	4-1	NEW JERSEY
Jan. 12	W	4-1	Carolina
Jan. 14	L	2-5	Boston
Jan. 20	T	0-0	* OTTAWA
Jan. 22	W	3-2	New Jersey
Jan. 24	W	4-2	BOSTON
Jan. 26	W	4-2	ST. LOUIS
Jan. 28	T	2-2	* Washington
Jan. 29	W	4-2	Boston
Jan. 31	W	4-2	DETROIT
Feb. 2	L	2-4	NY ISLANDERS
Feb. 4	T	2-2	* WASHINGTON
Feb. 6	T	2-2	* Buffalo
Feb. 7	T	2-2	* Ottawa
Feb. 25	W	6-2	Montreal
Feb. 28	L	2-6	Boston
Mar. 2	W	3-1	TORONTO
Mar. 5	T	2-2	* CHICAGO
Mar. 7	W	6-4	PHILADELPHIA
Mar. 8	L	3-4	* Philadelphia
Mar. 11	W	4-1	CALGARY
Mar. 14	W	2-1	BUFFALO
Mar. 15	L	0-3	Buffalo
Mar. 18	W	4-2	EDMONTON
Mar. 21	W	4-3	PHILADELPHIA
Mar. 22	T	0-0	Dallas
Mar. 26	L	3-4	NY Islanders
Mar. 28	T	2-2	* NY RANGERS
Mar. 29	T	1-1	* OTTAWA
Apr. 1	L	2-3	SAN JOSE
Apr. 4	W	4-1	Tampa Bay
Apr. 5	L	1-3	Florida
Apr. 7	L	1-2	PHOENIX
Apr. 9	L	1-4	Ottawa
Apr. 11	T	3-3	* FLORIDA
Apr. 15	W	5-1	TAMPABAY
Apr. 16	W	4-1	Carolina
Apr. 18	W	5-2	BOSTON



1998-99

Record: 38-30-14, Third in Atlantic Division

1998-99 SEASON HIGHLIGHTS

- * Jaromir Jagr records his 800th career point Jan. 31 at Montreal.
- * Penguins win five consecutive overtime games for the first time in club history and lead the NHL with 28 overtime points.
- * Penguins win ten games in a row, Jan. 28-Feb. 15, the second longest winning streak in team history.
- * Tom Barrasso, Peter Skudra and Jean-Sebastien Aubin all record shutouts, making it the first time in club history that three different goalies record shutouts in one season.
- * Jaromir Jagr captures his first Hart Trophy as league MVP.
- * Jagr also wins his third Art Ross Trophy as the league's leading scorer.

MAJOR TRADES

- * June 17, 1998 - Obtained German Titov and Todd Hlushko from Calgary for Ken Wregget and Dave Roche.
- * Nov. 25, 1998 - Obtained Alexei Kovalev, Harry York and future considerations from New York Rangers for Petr Nedved, Chris Tamer and Sean Pronger.
- * Mar. 11, 1999 - Obtained Matthew Barnaby from Buffalo for Stu Barnes.

SCORING

PLAYERS	GP	G	A	PTS	PIM
Jaromir Jagr	81	44	83	127	66
Martin Straka	80	35	48	83	26
German Titov	72	11	45	56	34
Alexei Kovalev	77	23	30	53	49
Robert Lang	72	21	23	44	24
Kip Miller	77	19	23	42	22
Jan Hrdina	82	13	29	42	40
Kevin Hatcher	66	11	27	38	24
Stu Barnes	64	20	12	32	20
Rob Brown	58	13	11	24	16
Brad Werenka	81	6	18	24	93
Jiri Slegr	63	3	20	23	86
Matthew Barnaby	62	6	16	22	177
Aleksey Morozov	67	9	10	19	14
Dan Kesa	67	2	8	10	27
Bobby Dolias	70	2	8	10	60
Ian Moran	62	4	5	9	37
Maxim Galanov	51	4	3	7	14
Jeff Serowik	26	0	6	6	16
Darius Kasparaitis	48	1	4	5	70
Tom Barrasso	43	0	3	3	20
Martin Sonnenberg	44	1	1	2	19
Patrick Lebeau	8	1	0	1	2
Greg Andrusak	7	0	1	1	4
Victor Ignatjev	11	0	1	1	6
Ryan Savoia	3	0	0	0	0
Pavel Skrbek	4	0	0	0	2
Brian Bonin	5	0	0	0	0
Chris Tamer	11	0	0	0	32
Sven Butenschon	17	0	0	0	6
Jean-Sebastien Aubin	17	0	0	0	0
Neil Wilkison	24	0	0	0	22
Peter Skudra	37	0	0	0	2
Tyler Wright	61	0	0	0	90

GOAL TENDING

PLAYERS (W-L-T)	GP	MP	GA	SO	GAA
Jean-Sebastien Aubin (4-3-6)	17	756	28	2	2.22
Tom Barrasso (19-16-3)	43	2306	98	4	2.55
Peter Skudra (15-11-5)	37	1914	89	3	2.79
TOTALS (38-30-14)	82	5011	225	9	2.69

Date	Result	Score	Opponent
Oct. 10	W	4-3	NY Islanders
Oct. 14	W	3-1	New Jersey
Oct. 17	T	3-3*	NY RANGERS
Oct. 21	L	0-5	Tampa Bay
Oct. 24	L	4-6	TORONTO
Oct. 26	W	2-0	Toronto
Oct. 28	W	5-2	Calgary
Oct. 30	T	2-2*	Vancouver
Oct. 31	L	1-4	Edmonton
Nov. 3	T	4-4*	PHILADELPHIA
Nov. 5	W	4-2	Ottawa
Nov. 7	T	0-0*	BOSTON
Nov. 10	W	3-2	NY ISLANDERS
Nov. 13	L	3-4	New Jersey
Nov. 14	W	4-0	FLORIDA
Nov. 17	L	1-4	PHILADELPHIA
Nov. 19	W	5-1	Tampa Bay
Nov. 21	W	5-2	TAMPABAY
Nov. 25	L	4-5	Washington
Nov. 27	T	2-2*	NY RANGERS
Nov. 28	W	4-3	Montreal
Dec. 1	T	4-4*	ANAHEIM
Dec. 4	T	3-3*	Carolina
Dec. 5	L	1-2	Boston
Dec. 12	W	4-3	St. Louis
Dec. 15	W	3-2*	TAMPA BAY
Dec. 16	L	1-4	Florida
Dec. 19	W	3-0	WASHINGTON
Dec. 21	L	1-7	Toronto
Dec. 22	L	0-3	LOS ANGELES
Dec. 26	W	2-1*	OTTAWA
Dec. 30	W	7-4	FLORIDA
Jan. 2	W	4-2	Florida
Jan. 5	W	5-1	CALGARY
Jan. 7	W	4-2	CAROLINA
Jan. 9	W	2-1	ST. LOUIS
Jan. 13	L	3-5	Phoenix
Jan. 15	L	2-3	San Jose
Jan. 16	W	5-1	Los Angeles
Jan. 18	L	3-5	Anaheim
Jan. 21	L	2-5	NY ISLANDERS
Jan. 26	L	3-5	CAROLINA
Jan. 28	W	6-0	TORONTO
Jan. 30	W	5-2	BOSTON
Jan. 31	W	5-3	Montreal
Feb. 2	W	5-3	BUFFALO
Feb. 5	W	3-0	FLORIDA
Feb. 7	W	2-1	DETROIT
Feb. 9	W	3-2*	MONTEAL
Feb. 11	W	6-5*	VANCOUVER
Feb. 13	W	3-2*	Nashville
Feb. 15	W	7-3	WASHINGTON
Feb. 17	L	1-3	NY Islanders
Feb. 19	L	1-6	NY Rangers
Feb. 21	L	1-2	Philadelphia
Feb. 22	W	4-1	PHOENIX
Feb. 25	W	3-2	Colorado
Feb. 26	L	4-6	Dallas
Feb. 28	L	3-4	Washington
Mar. 3	T	4-4*	MONTEAL
Mar. 5	T	2-2*	EDMONTON
Mar. 7	L	1-3	COLORADO
Mar. 8	L	2-3	NEW JERSEY
Mar. 10	W	3-2*	Carolina
Mar. 13	W	4-0	PHILADELPHIA
Mar. 16	T	2-2*	DALLAS
Mar. 17	W	2-0	Tampa Bay
Mar. 20	T	1-1*	NASHVILLE
Mar. 21	T	2-2*	NY Rangers
Mar. 23	W	5-2	CHICAGO
Mar. 25	L	3-5	New Jersey
Mar. 27	T	1-1*	BUFFALO
Mar. 28	L	3-4*	Buffalo
Mar. 30	L	4-6	OTTAWA
Apr. 1	T	3-3*	Ottawa
Apr. 3	L	2-4	NEW JERSEY
Apr. 5	L	1-3	Buffalo
Apr. 8	L	1-3	Philadelphia
Apr. 11	W	3-0	Detroit
Apr. 15	L	2-4	Boston
Apr. 17	L	2-7	NY ISLANDERS
Apr. 18	W	2-1*	NY Rangers



1999-2000

Record: 37-37-8-6, Third in Atlantic Division

SEASON HIGHLIGHTS

- Jaromir Jagr opens the season with a 15-game point streak from Oct. 1-Nov. 13 (14+19=33)
- Aleksey Morozov records his first career hat trick in a 7-5 win at New Jersey on Oct. 7
- Jaromir Jagr sets an NHL record by recording a point on 15 consecutive goals from Oct. 16-Nov. 4 (7+8=15)
- Jaromir Jagr nets his fifth career hat trick and his 900th point on Nov. 26 vs. Ottawa.
- Herb Brooks replaces Kevin Constantine as head coach on Dec. 9.
- Alexei Kovalev appears in his 500th game on Dec. 29.
- Jaromir Jagr records a career-best seven points (3+4) on Dec. 30.
- Jaromir Jagr appears in his 700th game on Jan. 7 vs. Toronto
- Martin Straka ties the team record for two fastest goals by one player (four seconds) on Feb. 11 vs. Edmonton.
- Martin Straka appears in his 500th career game on Feb. 22.
- Steve Leach appears in his 700th career game Apr. 5.
- Jaromir Jagr captures his third consecutive Art Ross Trophy.
- The Penguins and Philadelphia Flyers play the third-longest game in NHL history in Game Five of the Eastern Conference Semifinals. Goaltender Ron Tugnutt makes 70 saves in the five overtime, 2-1 loss.

MAJOR TRADES

- Jan. 29 - Traded Kip Miller to Anaheim for future considerations
- Mar. 13 - Acquired Bob Boughner from Nashville for Pavel Skrbek
- Mar. 14 - Acquired Ron Tugnutt and Janne Laukkanen from Ottawa for Tom Barrasso; Acquired Rene Corbet and Tyler Moss from Calgary for Brad Werenka; Acquired Josef Beranek from Edmonton for German Titov

SCORING

PLAYERS

	GP	G	A	PTS	PIM
Jaromir Jagr	63	42	54	96	50
Alexei Kovalev	82	26	40	66	94
Robert Lang	78	23	42	65	14
Martin Straka	71	20	39	59	26
Jan Hrdina	70	13	33	46	43
Aleksey Morozov	68	12	19	31	14
Jiri Slegr	74	11	20	31	82
Pat Falloon	63	9	22	31	14
Josef Beranek	71	13	12	25	57
Matthew Barnaby	64	12	12	24	197
Rob Brown	50	10	13	23	10
Tyler Wright	50	12	10	22	45
Michal Rozsival	75	4	17	21	48
Janne Laukkanen	71	2	18	20	67
Rene Corbet	52	5	10	15	60
Darius Kasparaitis	73	3	12	15	146
Hans Jonsson	68	3	11	14	12
Ian Moran	73	4	8	12	28
Bob Boughner	73	3	4	7	166
Robert Dome	22	2	5	7	E
Andrew Ference	30	2	4	6	20
Tom Chorske	33	1	5	6	2
Peter Popovic	54	1	5	6	30
Steve Leach	56	2	3	5	24
John Slaney	29	1	4	5	10
Martin Sonnenberg	14	1	2	3	E
Dan Trebil	3	1	0	1	2
J.S. Aubin	51	0	1	1	2
Sven Butenschon	3	0	0	0	E
Peter Skudra	20	0	0	0	0
Dennis Bonvie	20	0	0	0	80
Ron Tugnutt	51	0	0	0	0

GOALTENDING

PLAYERS (W-L-T)

	GP	MP	GA	SO	GAA
Ron Tugnutt (4-2-0)	7	374	15	0	2.41
Jean-Sebastien Aubin (23-21-3)	51	2789	120	2	2.58
Peter Skudra (5-7-3)	20	922	48	1	3.12
Tom Barrasso (5-7-2)	18	870	46	1	3.17
TOTALS (37-37-8)	82	4984	236	4	2.84

Date	Result	Score	Opponent
Oct. 1	L	4-6	Dallas
Oct. 7	W	7-5	New Jersey
Oct. 8	T	3-3	COLORADO
Oct. 14	W	5-2	NY RANGERS
Oct. 16	T	3-3	CHICAGO
Oct. 23	L	2-3	CAROLINA
Oct. 27	R	1-2*	Anaheim
Oct. 28	L	3-5	Los Angeles
Oct. 30	T	1-1*	San Jose
Nov. 2	L	4-5	LOS ANGELES
Nov. 4	L	1-2	Ottawa
Nov. 6	L	4-7	TAMPA BAY
Nov. 10	W	5-4	MONTRÉAL
Nov. 12	R	2-3*	Detroit
Nov. 13	W	6-2	NASHVILLE
Nov. 16	W	5-2	BUFFALO
Nov. 18	L	1-2	Tampa Bay
Nov. 20	R	1-2*	Florida
Nov. 23	W	3-1	TORONTO
Nov. 26	W	5-0	OTTAWA
Nov. 27	L	3-5	Carolina
Nov. 30	W	4-1	Buffalo
Dec. 2	L	2-5	SAN JOSE
Dec. 4	R	2-3*	Toronto
Dec. 7	L	1-2	New Jersey
Dec. 9	W	3-0	WASHINGTON
Dec. 11	W	4-2	PHOENIX
Dec. 14	W	4-2	BOSTON
Dec. 15	W	6-3	Carolina
Dec. 18	L	2-5	FLORIDA
Dec. 20	L	1-5	Montreal
Dec. 21	W	4-0	NY ISLANDERS
Dec. 23	W	4-3	TAMPA BAY
Dec. 26	W	4-2	CHICAGO
Dec. 28	R	2-3*	Washington
Dec. 30	W	9-3	NY ISLANDERS
Jan. 2	W	4-3	DETROIT
Jan. 5	L	1-3	NEW JERSEY
Jan. 7	W	5-2	TORONTO
Jan. 8	L	2-6	Philadelphia
Jan. 12	L	1-3	Phoenix
Jan. 13	L	3-4	Colorado
Jan. 15	L	2-4	Nashville
Jan. 19	W	3-1	ST. LOUIS
Jan. 22	L	2-4	Montreal
Jan. 23	T	4-4*	PHILADELPHIA
Jan. 25	L	3-4	NY RANGERS
Jan. 27	W	4-1	ATLANTA
Jan. 29	L	1-7	ANAHEIM
Jan. 31	W	2-1*	Atlanta
Feb. 1	W	3-2	WASHINGTON
Feb. 3	W	4-2	NY ISLANDERS
Feb. 5	W	5-2	ATLANTA
Feb. 11	T	2-2*	EDMONTON
Feb. 12	L	1-5	NY ISLANDERS
Feb. 14	W	3-0	VANCOUVER
Feb. 16	T	1-1*	BUFFALO
Feb. 19	W	2-1	Florida
Feb. 21	L	1-2	Tampa Bay
Feb. 22	L	3-4	NY RANGERS
Feb. 24	R	3-4*	Philadelphia
Feb. 26	T	2-2*	BOSTON
Feb. 28	T	1-1*	OTTAWA
Mar. 1	L	2-8	Calgary
Mar. 4	W	3-2	Edmonton
Mar. 8	L	0-3	MONTRÉAL
Mar. 9	L	0-7	Ottawa
Mar. 11	W	3-1	NY RANGERS
Mar. 13	L	2-3	NEW JERSEY
Mar. 16	W	4-2	FLORIDA
Mar. 18	L	2-3	Boston
Mar. 19	W	5-4	NY RANGERS
Mar. 21	W	8-2	NY ISLANDERS
Mar. 24	W	5-3	Atlanta
Mar. 26	L	1-3	Philadelphia
Mar. 28	W	3-2	NEW JERSEY
Mar. 30	W	4-3*	Washington
Apr. 1	L	2-3	PHILADELPHIA
Apr. 3	W	4-2	CAROLINA
Apr. 5	W	4-2	Toronto
Apr. 7	W	2-1*	Buffalo
Apr. 8	L	1-3	Boston



ATTENDANCE AND TRAINING CAMP

YEAR	ATTENDANCE	# of DATES	AVG. ATTENDANCE	SELL OUTS	CAPACITY
1967-68	274,049	37	7,407	0	12,580
1968-69	228,285	38	8,008	0	12,580
1969-70	265,936	38	6,998	0	12,580
1970-71	377,182	39	9,671	3	12,580
1971-72	375,711	39	9,634	5	12,580
1972-73	436,601	39	11,195	7	12,866
1973-74	396,197	39	10,159	4	13,431
1974-75	448,977	40	11,224	11	13,404
1975-76	458,198	40	11,455	0	16,402
1976-77	401,580	40	10,040	1	16,404
1977-78	421,933	40	10,548	2	16,033
1978-79	457,209	40	11,430	3	16,033
1979-80	426,156	40	10,653	2	16,033
1980-81	413,407	40	10,335	0	16,033
1981-82	451,965	40	11,299	5	16,033
1982-83	336,300	40	8,408	1	16,033
1983-84	273,550	40	6,839	0	16,033
1984-85	400,711	40	10,018	4	16,033
1985-86	503,020	40	12,576	13	16,033
1986-87	598,614	40	14,965	26	16,033
1987-88	606,638	40	15,166	26	16,168
1988-89	629,245	40	15,734	*34	16,025
1989-90	640,700	40	16,018	*34	#16,015
1990-91	637,072	40	15,927	40	16,164
1991-92	639,736	40	15,993	32	16,164
1992-93	660,290	41	16,105	30	16,164
1993-94	*685,589	41	*16,714	11	17,537
1994-95	386,589	24	16,108	9	17,181
1995-96	665,790	41	16,239	20	17,181
1996-97	684,346	41	16,691	21	17,181
1997-98	617,815	41	15,069	7	16,958
1998-99	607,822	41	14,825	5	16,958
1999-00	636,199	41	15,517	13	16,958
2000-01	655,926	40	16,398	26	16,958

* Club Record

Capacity increased to 16,236 after home game #25

YEAR	SITE	PRE-SEASON RECORD
1967-68	Brantford, Ont.	4-1-1
1968-69	Brantford, Ont.	1-5-2
1969-70	Brantford, Ont.	4-1-2
1970-71	Brantford, Ont.	4-3-2
1971-72	Brantford, Ont.	3-2-3
1972-73	Brantford, Ont.	5-4-1
1973-74	Brantford, Ont.	4-2-3
1974-75	Brantford, Ont.	5-4-0
1975-76	Pittsburgh, PA	2-3-3
1976-77	Pittsburgh, PA	7-3-0
1977-78	Pittsburgh, PA	4-3-0
1978-79	Pittsburgh, PA	3-5-0
1979-80	Pittsburgh, PA	3-4-1
1980-81	Pittsburgh, PA	1-3-2
1981-82	Erie/Johnstown, PA	4-1-2
1982-83	Johnstown, PA	1-3-3
1983-84	Johnstown, PA	3-4-1
1984-85	Pittsburgh, PA	2-4-0
1985-86	Pittsburgh, PA	1-5-0
1986-87	Pittsburgh, PA	2-6-0
1987-88	Pittsburgh, PA	5-1-2
1988-89	Pittsburgh, PA	6-3-0
1989-90	Pittsburgh, PA	4-5-1
1990-91	Pittsburgh, PA	7-2-0
1991-92	Pittsburgh, PA/Denver, CO	4-3-2
1992-93	Pittsburgh, PA	3-5-1
1993-94	Pittsburgh, PA	5-4-0
1994-95	Pittsburgh, PA	3-5-1
1995-96	Canonsburg, PA	3-5-1
1996-97	Canonsburg, PA	2-6-1
1997-98	Canonsburg, PA	4-4-0
1998-99	Canonsburg, PA	4-2-3
1999-00	Canonsburg, PA	2-3-0-1
2000-01	Canonsburg/Wilkes-Barre, PA	3-4-0-0



ANNUAL TEAM AWARDS

MICHEL BRIERE MEMORIAL TROPHY - ROOKIE OF THE YEAR

The Michel Briere Memorial Trophy is awarded to the Penguins player judged to be the best rookie on the team. The trophy is presented in memory of the late Michel Briere, who was an outstanding forward in his only season with the Penguins in 1969-70.

1967-68	Les Binkley	1984-85	Mario Lemieux
1968-69	Jean Pronovost	1985-86	Jim Johnson
1969-70	Michel Briere	1986-87	No Winner
1970-71	Greg Polis	1987-88	Rob Brown
1971-72	Dave Burrows	1988-89	Zarley Zalapski
1972-73	No Winner	1989-90	Mark Recchi
1973-74	Ron Lalonde	1990-91	Jaromir Jagr
1974-75	Pierre Larouche	1991-92	Jim Paek
1975-76	No Winner	1992-93	Shawn McEachern
1976-77	Greg Malone	1993-94	No Winner
1977-78	Peter Lee	1994-95	No Winner
1978-79	Greg Millen & Rod Schutt	1995-96	No Winner
1979-80	Paul Marshall	1996-97	Patrick Lalime
1980-81	Mark Johnson	1997-98	Peter Skudra
1981-82	Mike Bullard	1998-99	Jan Hrdina
1982-83	Dave Hannan	1999-2000	Jean-Sebastien Aubin
1983-84	Roberto Romano	2000-01	No Winner

LEADING POINT SCORER

Presented annually to the player with the highest point total on the team

1967-68	Andy Bathgate	1984-85	Mario Lemieux
1968-69	Ken Schinkel	1985-86	Mario Lemieux
1969-70	Dean Prentice	1986-87	Mario Lemieux
1970-71	Bryan Hextall	1987-88	Mario Lemieux
1971-72	Syl Apps	1988-89	Mario Lemieux
1972-73	Syl Apps	1989-90	Mario Lemieux
1973-74	Syl Apps	1990-91	Mark Recchi
1974-75	Ron Schock	1991-92	Mario Lemieux
1975-76	Pierre Larouche	1992-93	Mario Lemieux
1976-77	Jean Pronovost	1993-94	Jaromir Jagr
1977-78	Jean Pronovost	1994-95	Jaromir Jagr
1978-79	Greg Malone	1995-96	Mario Lemieux
1979-80	Rick Kehoe	1996-97	Mario Lemieux
1980-81	Rick Kehoe	1997-98	Jaromir Jagr
1981-82	Rick Kehoe	1998-99	Jaromir Jagr
1982-83	Doug Shedden	1999-2000	Jaromir Jagr
1983-84	Mike Bullard	2000-01	Jaromir Jagr

BOB JOHNSON MEMORIAL "BADGER BOB" AWARD

Presented in the memory of the Penguins late head coach. The "Badger Bob" Award is presented to the player who, through his performance on the ice, his character and total dedication to his teammates for the success of the team, shows that every day is "A Great Day For Hockey."

1994-95	Ron Francis and Joe Mullen
1995-96	Jaromir Jagr
1996-97	Joe Mullen
1997-98	Ron Francis
1998-99	Martin Straka
1999-2000	Jiri Slegr
2000-01	Martin Straka and Darius Kasparaitis



A.T. CAGGIANO MEMORIAL BOOSTER CLUB AWARD

Presented in the memory of long time Penguins locker room attendant Anthony "A.T." Caggiano. Booster Club Members vote for the three stars after every home game and tally their votes at the end of the regular season to determine the winner.

1974-75	Vic Hadfield	1987-88	Mario Lemieux
1975-76	Dave Burrows	1988-89	Mario Lemieux
1976-77	Dunc Wilson	1989-90	Mario Lemieux
1977-78	Denis Herron	1990-91	Mark Recchi
1978-79	Randy Carlyle	1991-92	Mario Lemieux
1979-80	George Ferguson	1992-93	Mario Lemieux
1980-81	Randy Carlyle	1993-94	Ron Francis
1981-82	Michel Dion	1994-95	Jaromir Jagr
1982-83	Michel Dion	1995-96	Mario Lemieux
1983-84	Mike Bullard	1996-97	Mario Lemieux
1984-85	Mario Lemieux	1997-98	Jaromir Jagr
1985-86	Mario Lemieux	1998-99	Jaromir Jagr
1986-87	Mario Lemieux	1999-2000	Jean-Sebastien Aubin
		2000-01	Alexei Kovalev

PLAYER'S PLAYER AWARD

The players hold a vote at the end of the season for the player they feel exemplifies leadership for the team both on and off of the ice, and a player who is dedicated to teamwork.

1967-68	No Award	1984-85	Warren Young
1968-69	Vai Fonteyne	1985-86	Terry Ruskowski
1969-70	Jean Pronovost and Dean Prentice	1986-87	Dan Quinn and Terry Ruskowski
1970-71	Jean Pronovost	1987-88	Mario Lemieux
1971-72	Jean Pronovost	1988-89	Randy Hillier
1972-73	Lowell MacDonald	1989-90	Randy Hillier
1973-74	Jean Pronovost	1990-91	Mark Recchi
1974-75	Ron Schock	1991-92	Joe Mullen
1975-76	Jean Pronovost	1992-93	Mario Lemieux
1976-77	Denis Herron	1993-94	Ron Francis
1977-78	Denis Herron	1994-95	Ron Francis
1978-79	Greg Malone	1995-96	Ron Francis
1979-80	Rick Kehoe	1996-97	Joe Mullen
1980-81	Rick Kehoe	1997-98	Ron Francis
1981-82	Mike Bullard	1998-99	Jaromir Jagr and Martin Straka
1982-83	Pat Boutillette	1999-2000	Martin Straka
1983-84	Denis Herron	2000-01	Martin Straka

"BAZ" BASTIEN MEMORIAL AWARD - GOOD GUY AWARD

The Good Guy Award is presented by the Pittsburgh chapter of the Professional Hockey Writers Association to the player who the local media want to acknowledge for his cooperation throughout the year. The award is presented in the memory of the later Aldege "Baz" Bastien, Penguins general manager from 1976-83.

1983-84	Gary Flissing	1992-93	Kevin Stevens
1984-85	Gary Flissing	1993-94	Joe Mullen
1985-86	Terry Ruskowski	1994-95	Larry Murphy
1986-87	Dan Frawley	1995-96	Petr Nedved
1987-88	Randy Cunneyworth	1996-97	Ken Wregget
1988-89	Jim Johnson	1997-98	Ron Francis
1989-90	Troy Loney	1998-99	Jiri Slegr
1990-91	Phil Bourque	1999-2000	Rob Brown
1991-92	Larry Murphy	2000-01	Alexei Kovalev



THE EDWARD J. DeBARTOLO COMMUNITY SERVICE AWARD

The award recognizes the players who have donated a considerable amount of time during the season to working on community and charity projects.

1991-92	Troy Loney and Phil Bourque	1996-97	Joe Dziedzic and Chris Tamer
1992-93	Jim Paek and Shawn McEachern	1997-98	Chris Tamer and Tyler Wright
1993-94	Ken Wregget and Tom Barrasso	1998-99	Rob Brown and Tyler Wright
1994-95	Ron Francis and Bryan Trottier	1999-2000	Matthew Barnaby and Ian Moran
1995-96	Dave Roche	2000-01	Bob Boughner

MASTERTON NOMINEE - COMEBACK PLAYER

The Pittsburgh chapter of the Professional Hockey Writers Association votes for the Penguins' Masterton nominee. Each NHL team selects a Masterton candidate from which the overall winner is chosen. The Masterton candidate is nominated as the player who best exemplifies the qualities of perseverance, sportsmanship and dedication to hockey.

1982-83	Greg Malone	1992-93	Mario Lemieux
1983-84	Denis Herron	1993-94	Kevin Stevens
1984-85	Gary Rissling and Warren Young	1994-95	John Cullen
1985-86	Terry Ruskowski	1995-96	Ron Francis
1986-87	Randy Cunneynworth	1996-97	Joe Mullen
1987-88	Randy Hillier	1997-98	Rob Brown
1988-89	Phil Bourque	1998-99	Darius Kasparaitis
1989-90	Mario Lemieux	1999-2000	Darius Kasparaitis
1990-91	Mario Lemieux	2000-01	Ian Moran
1991-92	Joe Mullen		

MOST VALUABLE PLAYER AWARD


Based on the overall contribution the player makes to the team.

1967-68	Les Binkley	1984-85	Mario Lemieux
1968-69	Keith McCreary	1985-86	Mario Lemieux
1969-70	Jean Pronovost	1986-87	Mario Lemieux
1970-71	Ron Schock	1987-88	Mario Lemieux
1971-72	Jean Pronovost	1988-89	Mario Lemieux
1972-73	Dave Burrows	1989-90	Mario Lemieux
1973-74	Syl Apps, Dave Burrows, Jean Pronovost and Lowell MacDonald	1990-91	Mark Recchi
1974-75	Ron Schock and Ron Stackhouse	1991-92	Mario Lemieux
1975-76	Pierre Larouche	1992-93	Mario Lemieux
1976-77	Dunc Wilson	1993-94	Ron Francis
1977-78	Pete Mahovich	1984-95	Jaromir Jagr
1978-79	Ron Stackhouse and Orest Kindrachuk	1995-96	Mario Lemieux
1979-80	George Ferguson	1996-97	Mario Lemieux
1980-81	Randy Carlyle	1997-98	Ron Francis and Jaromir Jagr
1981-82	Michel Dion	1998-99	Jaromir Jagr
1982-83	Doug Shedden	1999-2000	Jaromir Jagr
1983-84	Mike Bullard	2000-01	Mario Lemieux

PITTSBURGH



PENGUINS



PLAYOFFS

WALSLEY
PROPHY IV



STANLEY CUP CHAMPIONSHIP TEAMS

**1990-91 and 1991-92 Seasons
(Names in the order they appear on the Stanley Cup)**1991

Edward J. DeBartolo, Owner; Marie Denise DeBartolo York, President; Paul Martha, Vice President; Craig Patrick, General Manager; Scott Bowman, Director of Player Development and Recruitment; Bob Johnson, Head Coach; Rick Kehoe, Rick Patterson, Barry Smith, Assistant Coaches; Gilles Meloche, Greg Malone, Scouts; Skip Thayer, Trainer; Steve Latin, Equipment Manager; John Welday, Strength and Conditioning Coach; Mario Lemieux, Captain; Paul Coffey, Randy Hillier, Bob Errey, Alternate Captains; Tom Barrasso, Phil Bourque, Jay Caufield, Ron Francis, Randy Gilhen, Jiri Hrdina, Jaromir Jagr, Grant Jennings, Troy Loney, Joe Mullen, Larry Murphy, Jim Paek, Frank Pietrangelo, Barry Pederson, Mark Recchi, Gord Roberts, Ulf Samuelsson, Paul Stanton, Kevin Stevens, Peter Taglianetti, Bryan Trottier, Scott Young, Wendell Young

1992

Howard Baldwin, Morris Belzberg, Thomas Ruta, Owners; Donn Patton, Executive Vice President/CFO; Paul Martha, Executive Vice President/General Counsel; Craig Patrick, Executive Vice President/General Manager; Bob Johnson, Head Coach; Scott Bowman, Director of Player Development and Interim Coach; Rick Kehoe, Rick Patterson, Gilles Meloche, Barry Smith, Pierre McGuire, Assistant Coaches; Steve Latin, Equipment Manager; Skip Thayer, Trainer; John Welday, Strength and Conditioning Coach; Greg Malone, Les Binkley, Charlie Hodge, John Gill, Ralph Cox, Scouts; Mario Lemieux, Captain; Ron Francis, Bryan Trottier, Kevin Stevens, Bob Errey, Alternate Captains; Phil Bourque, Troy Loney, Rick Tocchet, Joe Mullen, Jaromir Jagr, Jiri Hrdina, Shawn McEachern, Ulf Samuelsson, Kjell Samuelsson, Larry Murphy, Gord Roberts, Jim Paek, Paul Stanton, Tom Barrasso, Ken Wregget, Jay Caufield, Jamie Leach, Wendell Young, Grant Jennings, Peter Taglianetti, Jock Callander, Dave Michayluk, Mike Needham, Jeff Chychrun, Ken Priestley, Jeff Daniels



YEAR BY YEAR PLAYOFF RESULTS

1968	Did Not Qualify For Playoffs			
1969	Did Not Qualify For Playoffs			
1970	<u>Quarterfinals vs. Oakland (Pittsburgh won series, 4-0)</u>			
Apr. 8	Oakland	1 at Pittsburgh	2	W
Apr. 9	Oakland	1 at Pittsburgh	3	W
Apr. 11	Pittsburgh	5 at Oakland	2	W
Apr. 12	Pittsburgh	3 at Oakland	2 (OT)	W
	<u>Semifinals vs. St. Louis (St. Louis won series, 4-2)</u>			
Apr. 19	Pittsburgh	1 at St. Louis	3	L
Apr. 21	Pittsburgh	1 at St. Louis	4	L
Apr. 23	St. Louis	2 at Pittsburgh	3	W
Apr. 26	St. Louis	1 at Pittsburgh	2	W
Apr. 28	Pittsburgh	0 at St. Louis	5	L
Apr. 30	St. Louis	4 at Pittsburgh	3	L
1971	Did Not Qualify For Playoffs			
1972	<u>Quarterfinals vs. Chicago (Chicago won series, 4-0)</u>			
Apr. 5	Pittsburgh	1 at Chicago	3	L
Apr. 6	Pittsburgh	2 at Chicago	3	L
Apr. 8	Chicago	2 at Pittsburgh	0	L
Apr. 9	Chicago	6 at Pittsburgh	5 (OT)	L
1973	Did Not Qualify For Playoffs			
1974	Did Not Qualify For Playoffs			
1975	<u>Preliminary Round vs. St. Louis (Pittsburgh won series, 2-0)</u>			
Apr. 8	St. Louis	3 at Pittsburgh	4	W
Apr. 10	Pittsburgh	5 at St. Louis	3	W
	<u>Quarterfinals vs. NY Islanders (NY Islanders won series, 4-3)</u>			
Apr. 13	NY Islanders	4 at Pittsburgh	5	W
Apr. 15	NY Islanders	1 at Pittsburgh	3	W
Apr. 17	Pittsburgh	6 at NY Islanders	4	W
Apr. 20	Pittsburgh	1 at NY Islanders	3	L
Apr. 22	NY Islanders	4 at Pittsburgh	2	L
Apr. 24	Pittsburgh	1 at NY Islanders	4	L
Apr. 26	NY Islanders	1 at Pittsburgh	0	L
1976	<u>Preliminary Round vs. Toronto (Toronto won series, 2-1)</u>			
Apr. 6	Pittsburgh	1 at Toronto	4	L
Apr. 8	Toronto	0 at Pittsburgh	2	W
Apr. 9	Pittsburgh	0 at Toronto	4	L
1977	<u>Preliminary Round vs. Toronto (Toronto won series, 2-1)</u>			
Apr. 5	Pittsburgh	2 at Toronto	4	L
Apr. 7	Toronto	4 at Pittsburgh	6	W
Apr. 9	Pittsburgh	2 at Toronto	5	L
1978	Did Not Qualify For Playoffs			
1979	<u>Preliminary Round vs. Buffalo (Pittsburgh won series, 2-1)</u>			
Apr. 10	Pittsburgh	4 at Buffalo	3	W
Apr. 12	Buffalo	3 at Pittsburgh	1	L
Apr. 14	Pittsburgh	4 at Buffalo	3 (OT)	W



	<u>Quarterfinals vs. Boston (Boston won series, 4-0)</u>				
	Apr. 16	Pittsburgh	2	at Boston	6 L
	Apr. 18	Pittsburgh	3	at Boston	4 L
	Apr. 21	Boston	2	at Pittsburgh	1 L
	Apr. 22	Boston	4	at Pittsburgh	1 L
1980	<u>Preliminary Round vs. Boston (Boston won series, 3-2)</u>				
	Apr. 8	Pittsburgh	4	at Boston	2 W
	Apr. 10	Pittsburgh	1	at Boston	4 L
	Apr. 12	Boston	1	at Pittsburgh	4 W
	Apr. 13	Boston	8	at Pittsburgh	3 L
	Apr. 14	Pittsburgh	2	at Boston	6 L
1981	<u>Preliminary Round vs. St. Louis (St. Louis won series, 3-2)</u>				
	Apr. 8	Pittsburgh	2	at St. Louis	4 L
	Apr. 9	Pittsburgh	6	at St. Louis	4 W
	Apr. 11	St. Louis	5	at Pittsburgh	4 L
	Apr. 12	St. Louis	3	at Pittsburgh	6 W
	Apr. 14	Pittsburgh	3	at St. Louis	4 (2OT) L
1982	<u>Preliminary Round vs. NY Islanders (NY won series, 3-2)</u>				
	Apr. 7	Pittsburgh	1	at NY Islanders	8 L
	Apr. 8	Pittsburgh	2	at NY Islanders	7 L
	Apr. 10	NY Islanders	1	at Pittsburgh	2 (OT) W
	Apr. 11	NY Islanders	2	at Pittsburgh	5 W
	Apr. 14	Pittsburgh	3	at NY Islanders	4 (OT) L
1983	Did Not Qualify For Playoffs				
1984	Did Not Qualify For Playoffs				
1985	Did Not Qualify For Playoffs				
1986	Did Not Qualify For Playoffs				
1987	Did Not Qualify For Playoffs				
1988	Did Not Qualify For Playoffs				
1989	<u>Patrick Division Semifinals vs. NY Rangers (Pittsburgh won series, 4-0)</u>				
	Apr. 5	NY Rangers	1	at Pittsburgh	3 W
	Apr. 6	NY Rangers	4	at Pittsburgh	7 W
	Apr. 8	Pittsburgh	5	at NY Rangers	3 W
	Apr. 9	Pittsburgh	4	at NY Rangers	3 W
	<u>Patrick Division Finals vs. Philadelphia (Philadelphia won series, 4-3)</u>				
	Apr. 17	Philadelphia	3	at Pittsburgh	4 W
	Apr. 19	Philadelphia	4	at Pittsburgh	2 L
	Apr. 21	Pittsburgh	4	at Philadelphia	3 (OT) W
	Apr. 23	Pittsburgh	1	at Philadelphia	4 L
	Apr. 25	Philadelphia	7	at Pittsburgh	10 W
	Apr. 27	Pittsburgh	2	at Philadelphia	6 L
	Apr. 29	Philadelphia	4	at Pittsburgh	1 L
1990	Did Not Qualify For Playoffs				
1991	<u>Patrick Division Semifinals vs. New Jersey (Pittsburgh won series, 4-3)</u>				
	Apr. 3	New Jersey	3	at Pittsburgh	1 L
	Apr. 5	New Jersey	4	at Pittsburgh	5 (OT) W
	Apr. 7	Pittsburgh	4	at New Jersey	3 W
	Apr. 9	Pittsburgh	1	at New Jersey	4 L
	Apr. 11	New Jersey	4	at Pittsburgh	2 L
	Apr. 13	Pittsburgh	4	at New Jersey	3 W
	Apr. 15	New Jersey	0	at Pittsburgh	4 W

Patrick Division Finals vs. Washington (Pittsburgh won series, 4-1)

Apr. 17	Washington	4	at Pittsburgh	2	L
Apr. 19	Washington	6	at Pittsburgh	7 (OT)	W
Apr. 21	Pittsburgh	3	at Washington	1	W
Apr. 23	Pittsburgh	3	at Washington	1	W
Apr. 25	Washington	1	at Pittsburgh	4	W

Prince of Wales Conference Finals vs. Boston (Pittsburgh won series, 4-2)

May 1	Pittsburgh	3	at Boston	6	L
May 3	Pittsburgh	4	at Boston	5 (OT)	L
May 5	Boston	1	at Pittsburgh	4	W
May 7	Boston	1	at Pittsburgh	4	W
May 9	Pittsburgh	7	at Boston	2	W
May 11	Boston	3	at Pittsburgh	5	W

Stanley Cup Finals vs. Minnesota (Pittsburgh won series, 4-2)

May 15	Minnesota	5	at Pittsburgh	4	L
May 17	Minnesota	1	at Pittsburgh	4	W
May 19	Pittsburgh	1	at Minnesota	3	L
May 21	Pittsburgh	5	at Minnesota	3	W
May 23	Minnesota	4	at Pittsburgh	6	W
May 25	Pittsburgh	8	at Minnesota	0	W

1992 Patrick Division Semifinals vs. Washington (Pittsburgh won series, 4-3)

Apr. 19	Pittsburgh	1	at Washington	3	L
Apr. 21	Pittsburgh	2	at Washington	6	L
Apr. 23	Washington	4	at Pittsburgh	6	W
Apr. 25	Washington	7	at Pittsburgh	2	L
Apr. 27	Pittsburgh	5	at Washington	2	W
Apr. 29	Washington	4	at Pittsburgh	6	W
May 1	Pittsburgh	3	at Washington	1	W

Patrick Division Finals vs. NY Rangers (Pittsburgh won series, 4-2)

May 3	Pittsburgh	4	at NY Rangers	2	W
May 5	Pittsburgh	2	at NY Rangers	4	L
May 7	NY Rangers	6	at Pittsburgh	5 (OT)	L
May 9	NY Rangers	4	at Pittsburgh	5 (OT)	W
May 11	Pittsburgh	3	at NY Rangers	2	W
May 13	NY Rangers	1	at Pittsburgh	5	W

Prince of Wales Conference Finals vs. Boston (Pittsburgh won series, 4-0)

May 17	Boston	3	at Pittsburgh	4 (OT)	W
May 19	Boston	2	at Pittsburgh	5	W
May 21	Pittsburgh	5	at Boston	1	W
May 23	Pittsburgh	5	at Boston	1	W

Stanley Cup Finals vs. Chicago (Pittsburgh won series, 4-0)

May 26	Chicago	4	at Pittsburgh	5	W
May 28	Chicago	1	at Pittsburgh	3	W
May 30	Pittsburgh	1	at Chicago	0	W
June 1	Pittsburgh	6	at Chicago	5	W

1993 Patrick Division Semifinals vs. New Jersey (Pittsburgh won series, 4-1)

Apr. 18	New Jersey	3	at Pittsburgh	6	W
Apr. 20	New Jersey	0	at Pittsburgh	7	W
Apr. 22	Pittsburgh	4	at New Jersey	3	W
Apr. 25	Pittsburgh	1	at New Jersey	4	L
Apr. 26	New Jersey	3	at Pittsburgh	5	W



Patrick Division Finals vs. NY Islanders (NY Islanders won series, 4-3)

May 2	NY Islanders	3	at Pittsburgh	2	L
May 4	NY Islanders	0	at Pittsburgh	3	W
May 6	Pittsburgh	3	at NY Islanders	1	W
May 8	Pittsburgh	5	at NY Islanders	6	L
May 10	NY Islanders	3	at Pittsburgh	6	W
May 12	Pittsburgh	5	at NY Islanders	7	L
May 14	NY Islanders	4	at Pittsburgh	3 (OT)	L

1994 Eastern Conference Quarterfinals vs. Washington (Washington won series, 4-2)

Apr. 17	Washington	5	at Pittsburgh	3	L
Apr. 19	Washington	1	at Pittsburgh	2	W
Apr. 21	Pittsburgh	0	at Washington	2	L
Apr. 23	Pittsburgh	1	at Washington	4	L
Apr. 25	Washington	2	at Pittsburgh	3	W
Apr. 27	Pittsburgh	3	at Washington	6	L

1995 Eastern Conference Quarterfinals vs. Washington (Pittsburgh won series, 4-3)

May 6	Washington	5	at Pittsburgh	4	L
May 8	Washington	3	at Pittsburgh	5	W
May 10	Pittsburgh	2	at Washington	6	L
May 12	Pittsburgh	2	at Washington	6	L
May 14	Washington	5	at Pittsburgh	6 (OT)	W
May 16	Pittsburgh	7	at Washington	1	W
May 18	Washington	0	at Pittsburgh	3	W

Eastern Conference Semifinals vs. New Jersey (New Jersey won series, 4-1)

May 20	New Jersey	2	at Pittsburgh	3	W
May 22	New Jersey	4	at Pittsburgh	2	L
May 24	Pittsburgh	1	at New Jersey	5	L
May 26	Pittsburgh	1	at New Jersey	2 (OT)	L
May 28	New Jersey	4	at Pittsburgh	1	L

1996 Eastern Conference Quarterfinals vs. Washington (Pittsburgh won series, 4-2)

Apr. 17	Washington	6	at Pittsburgh	4	L
Apr. 19	Washington	5	at Pittsburgh	3	L
Apr. 22	Pittsburgh	4	at Washington	1	W
Apr. 24	Pittsburgh	3	at Washington	2 (4OT)	W
Apr. 26	Washington	1	at Pittsburgh	4	W
Apr. 28	Pittsburgh	3	at Washington	2	W

Eastern Conference Semifinals vs. NY Rangers (Pittsburgh won series, 4-1)

May 3	NY Rangers	3	at Pittsburgh	4	W
May 5	NY Rangers	6	at Pittsburgh	3	L
May 7	Pittsburgh	3	at NY Rangers	2	W
May 9	Pittsburgh	4	at NY Rangers	1	W
May 11	NY Rangers	3	at Pittsburgh	7	W

Eastern Conference Finals vs. Florida (Florida won series, 4-3)

May 18	Florida	5	at Pittsburgh	1	L
May 20	Florida	2	at Pittsburgh	3	W
May 24	Pittsburgh	2	at Florida	5	L
May 26	Pittsburgh	2	at Florida	1	W
May 28	Florida	0	at Pittsburgh	3	W
May 30	Pittsburgh	3	at Florida	4	L
June 1	Florida	3	at Pittsburgh	1	L

1997 Eastern Conference Quarterfinals vs. Philadelphia (Philadelphia won series, 4-1)

Apr. 17	Pittsburgh	1	at Philadelphia	5	L
Apr. 19	Pittsburgh	2	at Philadelphia	3	L
Apr. 21	Philadelphia	5	at Pittsburgh	3	L
Apr. 23	Philadelphia	1	at Pittsburgh	4	W
Apr. 26	Pittsburgh	3	at Philadelphia	6	L



1998	<u>Eastern Conference Quarterfinals vs. Montreal (Montreal won series, 4-2)</u>				
Apr. 23	Montreal	3	at Pittsburgh	2 (OT)	L
Apr. 25	Montreal	1	at Pittsburgh	4	W
Apr. 27	Pittsburgh	1	at Montreal	3	L
Apr. 29	Pittsburgh	6	at Montreal	3	W
May 1	Montreal	5	at Pittsburgh	2	L
May 3	Pittsburgh	0	at Montreal	3	L
1999	<u>Eastern Conference Quarterfinals vs. New Jersey (Pittsburgh won series, 4-3)</u>				
Apr. 22	Pittsburgh	1	at New Jersey	3	L
Apr. 24	Pittsburgh	4	at New Jersey	1	W
Apr. 25	New Jersey	2	at Pittsburgh	4	W
Apr. 27	New Jersey	4	at Pittsburgh	2	L
Apr. 30	Pittsburgh	3	at New Jersey	4	L
May 2	New Jersey	2	at Pittsburgh	3 (OT)	W
May 4	Pittsburgh	4	at New Jersey	2	W
	<u>Eastern Conference Semifinals vs. Toronto (Toronto won series, 4-2)</u>				
May 7	Pittsburgh	2	at Toronto	0	W
May 9	Pittsburgh	2	at Toronto	4	L
May 11	Toronto	3	at Pittsburgh	4	W
May 13	Toronto	3	at Pittsburgh	2 (OT)	L
May 15	Pittsburgh	1	at Toronto	4	L
May 17	Toronto	4	at Pittsburgh	3 (OT)	L
2000	<u>Eastern Conference Quarterfinals vs. Washington (Pittsburgh won series, 4-1)</u>				
Apr. 13	Pittsburgh	7	at Washington	0	W
Apr. 15	Washington	1	at Pittsburgh	2 (OT)	W
Apr. 17	Washington	3	at Pittsburgh	4	W
Apr. 19	Pittsburgh	2	at Washington	3	L
Apr. 21	Pittsburgh	2	at Washington	1	W
	<u>Eastern Conference Semifinals vs. Philadelphia (Philadelphia won series, 4-2)</u>				
Apr. 27	Pittsburgh	2	at Philadelphia	0	W
Apr. 29	Pittsburgh	4	at Philadelphia	1	W
May 2	Philadelphia	4	at Pittsburgh	3 (OT)	L
May 4	Philadelphia	2	at Pittsburgh	1 (SOT)	L
May 7	Pittsburgh	3	at Philadelphia	6	L
May 9	Philadelphia	2	at Pittsburgh	1	L
2001	<u>Eastern Conference Quarterfinals vs. Washington (Pittsburgh won series, 4-2)</u>				
Apr. 12	Pittsburgh	0	at Washington	1	L
Apr. 14	Pittsburgh	2	at Washington	1	W
Apr. 16	Washington	0	at Pittsburgh	3	W
Apr. 18	Washington	4	at Pittsburgh	3 (OT)	L
Apr. 21	Pittsburgh	2	at Washington	1	W
Apr. 23	Washington	3	at Pittsburgh	4 (OT)	W
	<u>Eastern Conference Semifinals vs. Buffalo (Pittsburgh won series, 4-3)</u>				
Apr. 26	Pittsburgh	3	at Buffalo	0	W
Apr. 28	Pittsburgh	3	at Buffalo	1	W
Apr. 30	Buffalo	4	at Pittsburgh	1	L
May 2	Buffalo	5	at Pittsburgh	2	L
May 5	Pittsburgh	2	at Buffalo	3 (OT)	L
May 8	Buffalo	2	at Pittsburgh	3 (OT)	W
May 10	Pittsburgh	3	at Buffalo	2 (OT)	W
	<u>Eastern Conference Finals vs. New Jersey (New Jersey won series, 4-1)</u>				
May 12	Pittsburgh	1	at New Jersey	3	L
May 15	Pittsburgh	4	at New Jersey	2	W
May 17	New Jersey	3	at Pittsburgh	0	L
May 19	New Jersey	5	at Pittsburgh	0	L
May 22	Pittsburgh	2	at New Jersey	4	L



PLAYOFF RECORDS VS. TEAMS

OPPONENT	SERIES	W	L	GP	W	L	GF	GA	LAST SERIES
Washington	7	6	1	42	26	16	137	121	2001 CQF - Won 4-2
New Jersey	5	3	2	29	14	15	80	85	2001 QF - Lost 4-1
Boston	4	2	2	19	10	9	67	62	1992 SF-Won 4-0
NY Rangers	3	3	0	15	12	3	64	45	1996 CSF-Won 4-1
St. Louis	3	1	2	13	6	7	40	45	1981 PH-Lost 3-2
NY Islanders	3	0	3	19	8	11	58	67	1993 DF-Lost 4-3
Toronto	3	0	3	12	4	8	27	39	1999 CSF-Lost 4-2
Buffalo	2	2	0	10	6	4	26	26	2001 CSF - Won 4-3
Chicago	2	1	1	8	4	4	23	24	1992 F - Won 4-0
Minnesota	1	1	0	6	4	2	28	16	1991 F-Won 4-2
Oakland	1	1	0	4	4	0	13	6	1970 QF-Won 4-0
Florida	1	0	1	7	3	4	15	20	1996 CF-Lost 4-3
Montreal	1	0	1	6	2	4	15	18	1996 CQF - Lost 4-2
Philadelphia	3	0	3	18	6	12	51	66	2000 CSF - Lost 4-2
TOTAL	39	20	19	208	109	99	644	640	

COACHES PLAYOFF RECORDS

COACHES	SERIES	W-L	GAMES	W-L
Bob Johnson	4	4-0	24	16-8
Scott Bowman	6	5-1	33	23-10
Ivan Hlinka	3	2-1	18	9-9
Eddie Johnston	8	3-5	46	22-24
Gene Ubriaco	2	1-1	11	7-4
Herb Brooks	2	1-1	11	6-5
Marc Boileau	2	1-1	9	5-4
Kevin Constantine	3	1-2	19	8-11
Red Kelly	3	1-2	14	6-8
Johnny Wilson	3	1-2	12	4-8
Ken Schinkel	2	0-2	6	2-4
Craig Patrick	1	0-1	5	1-4
TOTAL	39	20-19	208	109-99

PLAYOFF RECORDS BY GAME

	OVERALL	HOME	ROAD
GAME ONE	17-22	10-10	7-12
GAME TWO	24-15	16-5	8-10
GAME THREE	22-16	9-9	13-7
GAME FOUR	16-19	6-10	10-9
GAME FIVE	15-14	10-4	5-10
GAME SIX	10-9	6-3	4-6
GAME SEVEN	5-4	2-4	3-0
TOTAL	109-99	59-45	50-54

PLAYOFF RECORD BY SERIES

	SERIES PLAYED	W-L
Record in Stanley Cup Finals	2	2-0
Record in Semifinals/Conference Finals	5	2-3
Record in Quarterfinals/Division Finals	13	5-8
Record in Preliminary Round/Division Semifinals/Conference Quarterfinals	19	11-8
Record in Two-Game Series	1	1-0
Record in Three-Game Series	3	1-2
Record in Four-Game Series	6	4-2
Record in Five-Game Series	10	4-6
Record in Six-Game Series	10	5-5
Record in Seven-Game Series	9	5-4



GOALTENDERS PLAYOFF STATISTICS

PLAYER	GP	MP	GF	GA	ENG	SO	SAVES	GAA	W-L
JEAN-SEBASTIEN AUBIN	1	1	0	0	0	0	0	0.00	0-0
Wendell Young	1	39	1	1	0	0	10	1.54	0-0
Ron Tugnutt	11	746	29	22	0	2	376	1.77	6-5
Les Binkley	7	428	18	15	0	0	183	2.10	5-2
JOHAN HEDBERG	18	1123	38	43	1	2	439	2.30	9-9
Gary Inness	9	540	27	24	3	0	273	2.67	5-4
Michel Plasse	3	180	3	8	0	1	65	2.67	1-2
Ken Wregget	26	1597	82	81	4	1	816	2.86	14-11
Tom Barrasso	101	5918	334	286	12	6	2523	2.93	56-42
Peter Skudra	1	20	2	1	0	0	10	3.00	0-0
Fran k Pietrangelo	5	288	19	15	1	1	133	3.13	4-1
Al Smith	3	180	5	10	0	0	79	3.33	1-2
Denis Herron	10	601	26	36	3	0	298	3.49	3-7
Jim Rutherford	4	240	8	14	0	0	131	3.50	0-4
Greg Millen	10	625	35	40	1	0	297	3.84	4-6
Michel Dion	5	310	13	22	0	0	164	4.26	2-3
TOTALS	208	12842	644	640	25	13	5817	2.99	109-99

PENGUINS PLAYOFF LEADERS

GAMES PLAYED

1. Jagr	140
2. LEMIEUX	107
3. STEVENS	103
4. Barrasso	101
5. Francis	97

POINTS

1. LEMIEUX	172
2. Jagr	147
3. STEVENS	106
4. Francis	100

WINS

1. Barrasso	56
2. Wregget	13
3. HEDBERG	9

GOALS

1. LEMIEUX	76
2. Jagr	65
3. STEVENS	46
4. Francis	32
5. Mullen	16

POWER PLAY GOALS

1. LEMIEUX	29
2. STEVENS	20
3. Jagr	19

GOALS AGAINST AVERAGE

1. Tugnutt	1.77
2. Binkley	2.09
3. HEDBERG	2.30
3. Inness	2.67
4. Wregget	2.86

ASSISTS

1. LEMIEUX	96
2. Jagr	82
3. Francis	68
4. STEVENS	60
5. Murphy	57

SHORT-HANDED GOALS

1. LEMIEUX	7
2. Jagr	2
Errey	2
Olczyk	2

SHUTOUTS

1. Barrasso	6
2. HEDBERG	2
Tugnutt	2
3. Wregget	1
Pietrangelo	1
Plasse	1

GAME WINNING GOALS

1. Jagr	14
2. LEMIEUX	11
3. STEVENS	9
Francis	9



PENGUINS CAREER PLAYOFF SCORING

PLAYER	GP	G	A	PTS	PM	PLAYER	GP	G	A	PTS	PM
1. MARIO LEMIEUX	107	76	96	172	87	59. Peter Lee	19	0	6	8	4
2. Jaromir Jagr	140	65	82	147	121	60. Chris Tamer	37	0	8	8	52
3. KEVIN STEVENS	103	46	60	106	170	61. Ken Schinkel	13	6	1	7	4
4. Ron Francis	97	32	68	100	67	62. Vic Hadfield	10	5	2	7	11
5. Larry Murphy	74	15	57	72	73	63. Mark Johnson	10	4	3	7	6
6. MARTIN STRAKA	65	19	27	46	30	64. Stu Barnes	11	3	4	7	2
7. Rick Tocchet	32	15	22	37	68	65. Paul Gardner	10	2	5	7	10
8. Mark Recchi	24	10	24	34	33	66. Dean Prentice	12	2	5	7	8
9. Joe Mullen	62	16	15	31	20	67. Scott Young	17	1	6	7	2
10. ALEXEI KOVALEV	39	11	17	28	40	68. IAN MORAN	61	1	6	7	20
11. Paul Coffey	23	4	22	26	37	69. Kjetil Samuelsson	44	0	7	7	72
12. Phil Bourque	56	13	12	25	107	70. Tom Barrasso	101	0	7	7	36
13. JAN HRDINA	40	10	14	24	22	71. Gary McAdam	12	3	3	6	9
14. Petr Nedved	23	11	12	23	28	72. Chuck Arnason	9	2	4	6	4
15. Troy Loney	66	8	14	22	97	73. Jiri Hrdina	35	2	4	6	22
16. Rick Kehoe	37	4	17	21	2	74. Mike Ramsey	13	0	6	6	4
17. Rob Brown	41	9	10	19	34	75. Orest Kindrachuk	7	4	1	5	7
18. ROBERT LANG	45	7	12	19	6	76. Jeff Daniels	12	3	2	5	0
19. Jean Pronovost	29	9	9	18	12	77. Kevin Miller	18	3	2	5	8
20. Shawn McEachern	48	6	11	17	24	78. Tyler Wright	30	3	2	5	40
21. Ulf Samuelsson	66	4	12	16	123	79. Ross Lonsberry	17	2	3	5	13
22. Sergei Zubov	18	1	14	15	26	80. Norm MacIver	12	1	4	5	8
23. George Ferguson	22	4	11	15	13	81. Dave Tippett	12	1	4	5	14
24. Rod Schutt	22	8	6	14	26	82. Jim Paek	27	1	4	5	8
25. Bryan Trottier	46	7	7	14	67	83. Gord Roberts	43	1	4	5	95
26. Randy Carlyle	22	6	8	14	41	84. Tom Blanton	8	0	5	5	2
27. Ron Schock	29	2	12	14	23	85. Jim Johnson	11	0	5	5	44
28. Bob Errey	49	9	4	13	51	86. Josef Beranek	29	0	5	5	8
29. Ron Stackhouse	32	5	8	13	38	87. Pat Boute	5	3	1	4	8
30. Jiri Slegr	29	3	10	13	33	88. Nick Harbaruk	14	3	1	4	20
31. Tomas Sandstrom	36	7	5	12	50	89. Mario Faubert	10	2	2	4	6
32. Phil Stenbin	44	2	10	12	66	90. Duane Rupp	10	2	2	4	6
33. Luc Robitaille	12	7	4	11	26	91. DARIUS KASPARAITIS	38	2	2	4	50
34. Gregg Shoppard	17	4	7	11	2	92. WAYNE PRIMEAU	18	1	3	4	2
35. John Cullen	20	3	8	11	36	93. Dave Burrows	20	1	3	4	16
36. Jack Callander	22	3	8	11	12	94. Joe Dziedzic	21	1	3	4	23
37. Pierre Larouche	15	2	9	11	2	95. Francois Leroux	33	1	3	4	34
38. Lowell MacDonald	15	6	4	10	8	96. Fredrik Olausson	11	0	4	4	2
39. JANNELAUKKANEN	29	4	6	10	24	97. Keith McCreary	11	0	4	4	6
40. ANDREW FERENCE	18	3	7	10	16	98. Bob Leifer	4	3	0	3	0
41. J.J. Daigneault	17	1	9	10	36	99. Jim Hamilton	6	3	0	3	0
42. Dan Quins	11	6	3	9	10	100. Eddie Olczyk	11	3	0	3	18
43. Bob Kelly	15	6	3	9	23	101. Andre St Laurent	5	2	1	3	8
44. Bryan Smolinski	18	5	4	9	10	102. Blair Chapman	10	2	1	3	9
45. ALEKSEY MOROZOV	39	4	5	9	8	103. Troy Murray	12	2	1	3	12
46. Kip Miller	13	2	7	9	19	104. Rene Corbet	24	2	1	3	21
47. Dave Roche	16	2	7	9	51	105. Brad Werenka	19	2	1	3	14
48. Colin Campbell	19	2	7	9	51	106. Chris Joseph	25	2	1	3	20
49. Zarley Zalapski	11	1	8	9	13	107. Wally Boyer	10	1	2	3	0
50. Michel Briere	10	5	3	8	17	108. Dunc McCallum	10	1	2	3	12
51. Mike Bullard	9	4	4	8	4	109. Bob Woytowich	10	1	2	3	2
52. Syl Apps	19	4	4	8	23	110. Jason Woolley	5	0	3	3	0
53. Kevin Hatcher	24	4	4	8	20	111. Greg Hotham	5	0	3	3	6
54. German Titov	11	3	5	8	4	112. Jim Morrison	8	0	3	3	10
55. Randy Cunneyworth	11	3	5	8	26	113. Russ Anderson	10	0	3	3	28
56. Greg Malone	18	3	5	8	32	114. Bryan Hextall	14	0	3	3	43
57. Glen Murray	18	2	6	8	10	115. Bob Boughner	29	0	3	3	37
58. Peter Taglianetti	39	1	7	8	83	116. Mike Needham	14	2	0	2	4

PITTSBURGH



PENGUINS

PLAYER	GP	G	A	PTS	PIM	PLAYER	GP	G	A	PTS	PIM
117 Stan Gilbertson	3	1	1	2	2	175 Victor Ignatjev	1	0	0	0	2
118 Nick Libbett	5	1	1	2	0	176 Andreas Johansson	1	0	0	0	0
119 Rick MacLeish	5	1	1	2	0	177 Paul Marshall	1	0	0	0	0
120 Kevin McClelland	5	1	1	2	5	178 Peter Skudra	1	0	0	0	0
121 Bob Stewart	5	1	1	2	2	179 Steve Gazos	1	0	0	0	0
122 Dave Michayluk	7	1	1	2	0	180 Wendell Young	1	0	0	0	0
123 Pat Price	10	1	1	2	49	181 Richard Zentak	1	0	0	0	10
124 Brad Lauer	12	1	1	2	4	182 Mike Corrigan	2	0	0	0	0
125 Grant Jennings	38	1	1	2	38	183 Chris Dahlquist	2	0	0	0	0
126 Darryl Edestrand	4	0	2	2	0	184 Todd Hlushko	2	0	0	0	0
127 Greg Polis	4	0	2	2	0	185. MICHAL ROZSIVAL	2	0	0	0	4
128 Glen Sather	10	0	2	2	17	186 Bob Simpson	2	0	0	0	0
129 Gord Dineen	11	0	2	2	8	187 Lex Hudson	2	0	0	0	0
130 Val Fomaynye	14	0	2	2	2	188 Craig Muni	3	0	0	0	0
131 Matthew Barnaby	24	0	2	2	64	189 Larry Rignell	3	0	0	0	2
132 John Slaney	2	1	0	1	2	190 Brian Bonin	3	0	0	0	0
133 Len Barrie	4	1	0	1	8	191 Randy Boyd	3	0	0	0	11
134 Greg Johnson	5	1	0	1	2	192 Kim Clackson	3	0	0	0	37
135 Peter Lafambiose	9	1	0	1	0	193 Corey Foster	3	0	0	0	4
136 Pat Falloon	10	1	0	1	2	194 Al Smith	3	0	0	0	0
137 Greg Andrusak	12	1	0	1	6	195 Simon Nolet	3	0	0	0	0
138 Bobby Dolka	13	1	0	1	6	196 Michel Rasse	3	0	0	0	0
139 Dan Kesa	13	1	0	1	0	197 Stefan Bergqvist	4	0	0	0	2
140 Randy Gilhen	16	1	0	1	14	198 Steve Cardwell	4	0	0	0	2
141 Pete Mahovich	2	0	1	1	0	199 Kim Davis	4	0	0	0	0
142 Don Arey	3	0	1	1	0	200 Pat Graham	4	0	0	0	2
143 Wayne Bianchin	3	0	1	1	6	201 Richard Park	4	0	0	0	2
144 Jacques Cossette	3	0	1	1	4	202 Jim Rutherford	4	0	0	0	0
145 Dave McLlwain	3	0	1	1	0	203 Mike Stapleton	4	0	0	0	0
146 Ed Van Impe	3	0	1	1	2	204 Dale Talton	4	0	0	0	4
147 Tim Horton	4	0	1	1	2	205 Michel Dion	5	0	0	0	0
148 Al McDonough	4	0	1	1	0	206 Rusty Fitzgerald	5	0	0	0	4
149 Eddie Shack	4	0	1	1	15	207 Pat Hughes	5	0	0	0	21
150 Frank Pietrangelo	5	0	1	1	2	208. DAN LACOUTURE	5	0	0	0	2
151 Gary Rissling	5	0	1	1	4	209. KRZYSZTOF OLOWA	5	0	0	0	16
152 Greg Brown	6	0	1	1	4	210 Sean Pronger	5	0	0	0	4
153 Barry Wilkins	6	0	1	1	4	211 Doug Brown	6	0	0	0	2
154 Marc Chorney	7	0	1	1	2	212 Les Binkley	7	0	0	0	0
155 Bob Paradise	7	0	1	1	17	213 Bob Blackburn	7	0	0	0	4
156 Bob McManama	8	0	1	1	6	214. MARTIN SONNENBERG	7	0	0	0	0
157 Dennis Owchar	8	0	1	1	6	215. MLAN KRAFT	8	0	0	0	2
158 Dave Hannan	8	0	1	1	4	216 Jim McKenzie	8	0	0	0	4
159 Paul Baxter	10	0	1	1	42	217 Alek Stojanov	9	0	0	0	19
160 Tracy Prett	10	0	1	1	51	218 Rod Buskas	10	0	0	0	23
161 Alex Hicks	11	0	1	1	4	219 Dennis Herron	10	0	0	0	5
162 Marc Bergevin	12	0	1	1	2	220 Greg Milen	10	0	0	0	0
163 Dmitri Mironov	15	0	1	1	10	221 Petr Popovic	10	0	0	0	10
164 Randy Hillier	17	0	1	1	73	222 Mike Hudson	11	0	0	0	6
165 Neil Wilkinson	20	0	1	1	18	223 Ron Tuohimäki	11	0	0	0	2
166 Ken Wregget	26	0	1	1	9	224 Lew Morrison	13	0	0	0	0
167. HANS JONSSON	27	0	1	1	14	225 Jay Caulfield	14	0	0	0	30
168. JEAN-SEBASTIEN AUBIN	1	0	0	0	0	226 Bryan Watson	14	0	0	0	38
169 Drake Borehowsky	1	0	0	0	0	227. JOHAN HEDBERG	18	0	0	0	0
170 Larry DePalma	1	0	0	0	0	BENCH					34
171 Steve Dykstra	1	0	0	0	2	TOTALS	208	644	1083	1727	3963
172 Maxim Galanov	1	0	0	0	0						
173 Tuomas Gronman	1	0	0	0	0						
174 Greg Hawgood	1	0	0	0	0						



MISCELLANEOUS TEAM PLAYOFF RECORDS

Years in the Playoffs	20	
Most Consecutive Years in the Playoffs	11	1991 to 2001
Most Consecutive Wins	14	(May 9, 1992 to Apr. 22, 1993)#
Most Consecutive Home Wins	9	(May 9, 1992 to Apr 26, 1993)
Most Consecutive Road Wins	6	(May 11, 1992 to Apr. 22, 1993)
# = NHL Record		

TEAM PLAYOFF SERIES RECORDS

MOST GOALS - BOTH TEAMS

2-Game Series	15	(1975) PGH 9 STL 6
3-Game Series	23	(1977) TOR 13 PGH 10
4-Game Series	30	(1989) PGH 19 NYR 11
5-Game Series	41	(1981) PGH 21 STL 20
6-Game Series	45	(1991) PGH 27 BOS 18
7-Game Series	55	(1989) PHI 31 PGH 24
	55	(1995) PGH 29 WSH 26

FEWEST GOALS, OPPONENTS

2-Game Series	6	1975 by St. Louis
3-Game Series	8	1976 by Toronto
4-Game Series	6	1970 by Oakland
5-Game Series	8	2000 by Washington
6-Game Series	10	2001 by Washington
7-Game Series	17	2001 by Buffalo

MOST GOALS, PITTSBURGH

2-Game Series	9	1975 vs St. Louis
3-Game Series	10	1977 vs Toronto
4-Game Series	19	1989 vs NY Rangers
	19	1992 vs Boston
5-Game Series	23	1993 vs New Jersey
6-Game Series	28	1991 vs Minnesota
7-Game Series	29	1995 vs Washington

MOST POWER PLAY GOALS

For	11	1992 vs Washington
Against	9	1989 by Philadelphia
Both Teams	19	(1989) PGH 10 PHI 9

MOST POWER PLAY CHANCES

For	42	1989 vs Philadelphia
	42	1995 vs Washington
Against	44	1995 by Washington
Both Teams	86	(1995) WSH 44 PGH 42

MOST GOALS, OPPONENT

2 Game Series	6	1975 by St. Louis
3 Game Series	13	1977 by Toronto
4 Game Series	16	1979 by Boston
5 Game Series	22	1982 by NY Islanders
6 Game Series	20	1994 by Washington
7 Game Series	31	1989 by Philadelphia

MOST PENALTIES

Pittsburgh	85	1989 vs Philadelphia
Opponent	95	1989 by Philadelphia
Both Teams	180	(1989) PHI 95 PGH 85

FEWEST GOALS, BOTH TEAMS

2 Game Series	15	(1975) PGH 9 STL 6
3 Game Series	11	(1976) TOR 8 PGH 3
4 Game Series	19	(1970) PGH 13 OAK 6
5 Game Series	24	(2001) NJ 17 PGH 7
6 Game Series	24	(2001) PGH 14 WAS 10
7 Game Series	34	(2001) PGH 17 BUF 17

FEWEST PENALTIES

Pittsburgh	9	1975 vs St. Louis
Opponent	15	2001 by New Jersey
	15	1975 by St. Louis
Both Teams	24	(1975) STL 15 PGH 9

FEWEST GOALS, PITTSBURGH

2 Game Series	9	1975 vs St. Louis
3 Game Series	3	1976 vs Toronto
4 Game Series	7	1979 vs Boston
5 Game Series	7	2001 vs. New Jersey
6 Game Series	10	1970 vs St. Louis
7 Game Series	15	1996 vs Florida

MOST PENALTY MINUTES

Pittsburgh	242	1989 vs Philadelphia
Opponent	270	1989 by Philadelphia
Both Teams	512	(1989) PHI 270 PGH 242

FEWEST PENALTY MINUTES

Pittsburgh	18	1975 vs St. Louis
Opponent	30	2001 by New Jersey
Both Teams	61	(1976) TOR 36 PGH 25



TEAM PLAYOFF GAME RECORDS

LARGEST MARGIN OF VICTORY

Home	7	4/20/1993, 7-0 vs New Jersey
Road	8	5/25/1991, 8-0 at Minnesota

LARGEST MARGIN OF DEFEAT

Home	5	4/13/1980, 8-3 vs. Boston
	5	4/25/1992, 7-2 vs. Washington
	5	5/19/2001, 5-0 vs. New Jersey
Road	7	4/7/1982, 8-1 at NY Islanders

MOST GOALS

Both Teams, Home	17	4/25/1989, 10-7 vs. Philadelphia
Both Teams, Road	12	5/12/1993, 7-5 loss at NY Islanders
Pittsburgh, Home	10	4/25/1989, 10-7 win at Philadelphia
Pittsburgh, Road	8	5/25/1991, 8-0 win at Minnesota
Opponent, Home	8	4/13/1980, 8-3 loss vs Boston
Opponent, Road	8	4/7/1982, 8-1 loss at NY Islanders

MOST POWER PLAY GOALS

For	4	4/29/92 vs Washington
Against	3	Seven Times Last - 4/18/2001 vs Wash
Both Teams	5	4/18/2001 PGH 2 WSH 3
	5	4/23/92 PGH 3 WSH 2
	5	4/29/92 PGH 4 WSH 1
	5	4/19/91 PGH 2 WSH 3

MOST POWER PLAY CHANCES

For	12	4/23/92 vs Washington
Against	11	4/23/92 vs Washington
Both Teams	23	4/23/92 PGH 12 WSH 11

MOST SHORT-HANDED GOALS

For	2	4/23/97 vs Philadelphia
Against	2	Five Times Last - 4/26/97 at Philadelphia

MOST SHOTS

Pittsburgh, REG	49	4/26/70 vs St. Louis
Pittsburgh, OT	65	4/24/96 at Washington
Opponent, REG	61	5/24/96 at Florida
Opponent, OT	72	5/4/00 vs Philadelphia

MOST SAVES

Pittsburgh, REG	56	5/24/96 at Florida
Pittsburgh, OT	70	5/4/00 vs. Philadelphia
Opponent, REG	49	4/26/70 by St. Louis
Opponent, OT	61	4/24/96 by Washington

FEWEST SHOTS

Pittsburgh	13	5/4/99 at New Jersey
Opponent	16	4/23/70 by St. Louis

FEWEST SAVES

Pittsburgh	14	4/23/70 vs St. Louis
Opponent	9	5/4/95 at New Jersey

MOST PENALTIES

Both Teams, Home	48	4/6/89 PGH 25 NYR 23
Both Teams, Road	37	4/29/00 PGH 15 PHI 22
Pittsburgh	25	4/6/89 vs NY Rangers
Opponent	23	4/6/89 by NY Rangers

FEWEST PENALTIES

Both Teams, Home	5	5/17/01 PGH 3 NJ 3
Both Teams, Road	3	5/1/92 PGH 2 WSH 1
Pittsburgh	2	5/17/01 vs. New Jersey
	2	5/1/92 at Washington
	2	5/5/92 at NY Rangers
Opponent	1	5/22/01 by New Jersey
	1	5/4/99 by New Jersey
	1	5/1/92 by Washington

MOST PENALTY MINUTES

Both Teams, Home	125	4/25/89 PHI 79 PGH 46
Both Teams, Road	154	4/29/00 PHI 104 PGH 50
Pittsburgh	83	4/19/70 at St. Louis
Opponent	104	4/29/00 at Philadelphia

FEWEST PENALTY MINUTES

Both Teams, Home	10	5/17/01 PGH 6 NJ 4
Both Teams, Road	6	5/1/92 PGH 4 WSH 2
Pittsburgh	4	5/17/01 vs. New Jersey
	4	5/1/92 at Washington
	4	5/5/92 at NY Rangers
Opponent	2	5/22/01 by New Jersey
	2	5/4/99 at New Jersey



TEAM PLAYOFF PERIOD RECORDS

MOST GOALS

Both Teams, Home	7	4/8/89	PGH 5 NYR 2
	7	4/25/89	PGH 6 PHI 1
Both Teams, Road	8	5/8/93	PGH 4 NYI 4
Pittsburgh, Home	6	4/25/89	vs Philadelphia
Pittsburgh, Road	4	4/9/81	at St. Louis
	4	5/8/93	at NY Rangers
	4	5/16/95	at Washington
Opponent, Home	5	4/13/80	by Boston
Opponent, Road	4	4/8/82	by NY Islanders
	4	5/8/93	by NY Islanders

MOST SHOTS

Pittsburgh, Home	21	4/15/75	vs NY Islanders
Pittsburgh, Road	20	5/7/96	at NY Rangers
Opponent, Home	28	4/21/97	vs Philadelphia
Opponent, Road	23	5/24/96	at Florida

MOST SAVES

Pittsburgh	27	4/21/97	vs Philadelphia
Opponent	21	4/15/75	vs NY Islanders

FEWEST SHOTS

Pittsburgh	1	4/21/01	vs Washington
	1	4/19/94	vs Washington
Opponent	2	5/8/01	by Buffalo
	2	5/19/92	by Boston

FEWEST SAVES

Pittsburgh	1	5/19/92	vs Boston
Opponent	1	4/21/01	by Washington
	1	4/19/94	by Washington

MOST PENALTIES

Both Teams, Home	24	4/8/89	vs NY Rangers
Both Teams, Road	24	4/29/00	at Philadelphia
Pittsburgh	15	4/29/00	at Philadelphia
Opponent	22	4/29/00	at Philadelphia

MOST PENALTY MINUTES

Both Teams, Home	84	4/25/89	PHI 51 PGH 33
Both Teams, Road	128	4/29/00	PHI 92 PGH 36
Pittsburgh, Home	35	5/17/91	vs Minnesota
Pittsburgh, Road	40	4/49/70	at St. Louis
Opponent, Home	51	4/25/89	vs Philadelphia
Opponent, Road	92	4/29/00	at Philadelphia

INDIVIDUAL PLAYOFF RECORDS

INDIVIDUAL RECORDS - PLAYOFF CAREER

MOST GAMES PLAYED	140	Jaromir Jagr
MOST GOALS	76	Mario Lemieux
MOST ASSISTS	96	Mario Lemieux
MOST POINTS	172	Mario Lemieux
MOST PENALTY MINUTES	170	Kevin Stevens
MOST POWER PLAY GOALS	29	Mario Lemieux
MOST GAMES PLAYED BY A GOALIE	101	Tom Barrasso
MOST WINS, GOALIE	56	Tom Barrasso
BEST GOALS AGAINST AVERAGE	1.77	Ron Tugnutt
MOST MINUTES PLAYED, GOALIE	5,920	Tom Barrasso

INDIVIDUAL RECORDS - ONE PLAYOFF SERIES

MOST GOALS	9	Mario Lemieux (1989) vs. Philadelphia
MOST ASSISTS	11	Ron Francis (1995) vs. Washington
MOST POINTS	17	Mario Lemieux (1992) vs. Washington
MOST PENALTY MINUTES	43	Tracy Pratt (1970) vs. St. Louis
	43	Randy Hilker (1989) vs. NY Rangers

INDIVIDUAL RECORDS - ONE PLAYOFF GAME

MOST GOALS	5	Mario Lemieux (April 25, 1989) vs. Philadelphia
MOST ASSISTS	4	Paul Coffey (April 25, 1989) vs. Washington
	4	Paul Coffey (April 19, 1991) vs. Minnesota
	4	Larry Murphy (May 23, 1991) vs. Minnesota
	4	Ron Francis (April 20, 1993) vs. New Jersey
	4	Ron Francis (May 8, 1995) vs. Washington
	4	Ron Francis (May 14, 1995) vs. Washington
	4	Mario Lemieux (April 22, 1996) at Washington
MOST POINTS	8	Mario Lemieux (April 25, 1989) vs. Philadelphia
	6	Mario Lemieux (April 23, 1992) vs. Wash. (3-3)
	5	Kevin Stevens (May 9, 1991) at Boston (2-3)
	5	Ron Francis (May 14, 1995) vs. Wash. (1-4)
MOST SHOTS	12	Kevin Stevens (April 29, 1992) vs. Washington
	12	Jaromir Jagr (April 24, 1996) at Washington
MOST PENALTIES	8	Kim Clackson (April 13, 1980) at Boston
MOST PENALTY MINUTES	32	Randy Pratt (April 19, 1970) at St. Louis
MOST SAVES	70	Hon Tugnutt (May 4, 2000) vs. Philadelphia

INDIVIDUAL RECORDS - ONE PLAYOFF YEAR

MOST GOALS	17	Kevin Stevens (1991)
MOST ASSISTS	28	Mario Lemieux (1991)
MOST POINTS	44	Mario Lemieux (1991)
MOST PENALTY MINUTES	66	Phil Bourque (1989)
MOST POWER PLAY GOALS	8	Mario Lemieux (1992)
MOST GAME WINNING GOALS	5	Mario Lemieux (1992)
MOST SHOTS ON GOAL	93	Mario Lemieux (1991)
MOST GOALS, DEFENSEMAN	5	Larry Murphy (1991)
MOST ASSISTS, DEFENSEMAN	18	Larry Murphy (1991)
MOST POINTS, DEFENSEMAN	23	Larry Murphy (5+18) (1991)
MOST SAVES BY GOALTENDER	578	Tom Barrasso (1997)
LONGEST GOAL SCORING STREAK	7	Mario Lemieux (8 goals) (5/6 to 5/17/91)
	7	Mario Lemieux (10 goals) (4/28 to 5/11/96)
	10	Mario Lemieux (16 assists) (4/19 to 4/16/91)
LONGEST ASSIST SCORING STREAK	15	Mario Lemieux (25 points) (11+18) (6/5/76/1)
LONGEST POINT SCORING STREAK		

INDIVIDUAL RECORDS - ONE PLAYOFF PERIOD

MOST GOALS	4	Mario Lemieux (April 25, 1989) vs. Philadelphia*
MOST ASSISTS	3	Mario Lemieux (April 25, 1989) vs. Philadelphia
	3	Paul Coffey (April 19, 1991) vs. Washington
	3	Ron Francis (May 8, 1995) vs. Washington
MOST POINTS	4	Mario Lemieux (April 25, 1989) vs. Philadelphia*
	4	Mario Lemieux (April 23, 1992) vs. Wash. (2-2)
MOST SHOTS	7	Larry Murphy (April 11, 1991) vs. New Jersey
MOST PENALTIES	6	Kim Clackson (April 13, 1980) at Boston
MOST PENALTY MINUTES	26	Kim Clackson (April 13, 1980) at Boston
MOST SAVES	27	Ken Wregget (April 21, 1997) vs. Philadelphia

* - NHL Record



OVERTIME GAMES

DATE	PLAYER	TIME	OPPONENT	GAME NO.	SCORE
5/10/01	Darius Kasparaitis	13:01	at Buffalo	Game #7	3-2
5/8/01	Martin Straka	11:29	vs. Buffalo	Game #6	3-2
5/5/01	Stu Barnes	8:34	at Buffalo	Game #5	2-3
4/23/01	Martin Straka	13:04	vs. Washington	Game #6	4-3
4/19/01	Jeff Halpern	4:01	vs. Washington	Game #4	3-4
5/4/00	Keith Primeau	92:01	vs. Philadelphia	Game #4	1-2
5/2/00	Andy Delmore	11:01	vs. Philadelphia	Game #3	3-4
4/15/00	Jaromir Jagr	5:49	vs. Washington	Game #2	2-1
5/17/99	Garry Valk	1:58	vs. Toronto	Game #6	3-4
5/13/99	Sergei Berezin	2:18	vs. Toronto	Game #4	2-3
5/2/99	Jaromir Jagr	8:59	vs. New Jersey	Game #6	3-2
4/23/98	Benoit Brunet	18:43	vs. Montreal	Game #1	2-3
4/24/96	Petr Nedved	79:15	at Washington	Game #4	3-2
5/26/95	Neil Broten	18:35	at New Jersey	Game #4	1-2
5/14/95	Luc Robitaille	4:30	vs. Washington	Game #5	6-5
5/14/93	David Volek	5:16	vs. NY Islanders	Game #7	3-4
5/17/92	Jaromir Jagr	9:44	at Boston	Game #1	4-3
5/9/92	Ron Francis	2:47	vs. NY Rangers	Game #4	5-4
5/7/92	Kris King	1:29	vs. NY Rangers	Game #3	5-6
5/3/91	Vladimir Ruzicka	8:14	at Boston	Game #2	4-5
4/19/91	Kevin Stevens	8:10	vs. Washington	Game #2	7-6
4/5/91	Jaromir Jagr	8:52	vs. New Jersey	Game #2	5-4
4/21/89	Phil Bourque	12:08	at Philadelphia	Game #3	4-3
4/13/82	John Tonelli	6:10	at NY Islanders	Game #5	3-4
4/10/82	Rick Kehoe	4:14	vs. NY Islanders	Game #3	2-1
4/14/81	Mike Crombeen	25:16	at St. Louis	Game #5	3-4
4/14/79	George Ferguson	0:47	at Buffalo	Game #3	4-3
4/9/72	Pit Martin	0:12	vs. Chicago	Game #4	5-6
4/12/70	Michel Briere	8:28	at Oakland	Game #4	3-2

OPPONENT PLAYOFF SCORING LEADERS

PLAYER	TEAM(S)	GP	G	A	PTS	PIM
1. Peter Bondra	Washington	39	19	12	31	8
2. Michal Pivonka	Washington	31	8	18	26	60
3. Dale Hunter	Washington	27	7	17	24	87
4. Calle Johansson	Washington	35	8	18	26	14
5. Joe Juneau	Washington	18	5	17	22	14
6. Ray Bourque	Boston	14	4	14	18	29
7. Mike Ridley	Washington	18	3	15	18	4
8. Dimitri Khristich	Washington	25	6	10	16	25
9. Tim Kerr	Phil/NY Rangers	11	1	15	16	2
10. Brian Leetch	NY Rangers	15	4	12	16	6

OPPONENT PLAYOFF GOALTENDING LEADERS

GOALTENDER	TEAM(S)	GP	MP	GA	SO	GAA	W-L
1. Glenn Resch	NY Islanders	4	240	4	1	1.00	4-0
2. Jacques Plante	St. Louis	3	180	4	1	1.33	2-1
3. Brian Boucher	Philadelphia	6	463	14	0	1.80	4-2
4. Wayne Thomas	Toronto	5	300	9	1	1.80	3-2
5. Martin Brodeur	New Jersey	17	1042	33	2	1.90	11-6
6. Curtis Joseph	Toronto	6	363	13	0	2.15	4-2
7. Gerry Cheevers	Boston	9	540	20	0	2.22	7-2
8. Dominik Hasek	Buffalo/Chicago	7	453	17	0	2.25	3-4
9. Olaf Kotzig	Washington	18	1044	42	1	2.41	6-11
10. Gary Smith	Oakland/Chicago	5	308	13	1	2.53	1-4

(180 minute minimum)



FASTEST GOALS

FASTEST GOALS BY ONE PENGUINS PLAYER

TWO :11 Apr. 17, 1996 Petr Nedved vs. Washington

FASTEST GOALS BY THE PENGUINS

TWO :07 Apr. 13, 1980 Ron Stackhouse and Rick Kehoe vs. Boston
 THREE 1:29 May 10, 1983 Mario Lemieux, Rick Tocchet and Larry Murphy vs. NY Islanders
 FOUR 4:52 Apr. 25, 1989 Mario Lemieux (3) and Bob Errey vs. Philadelphia

FASTEST GOALS BY OPPONENTS

TWO :25 Apr. 24, 1975 Ed Westfall and Garry Howatt at NY Islanders (both goals were empty net)

FASTEST GOALS AT THE START OF THE GAME

Penguins :15 Apr. 8, 1981 Greg Malone at St. Louis
 Opponent :14 Apr. 26, 1997 Eric Lindros at Philadelphia

FASTEST GOALS AT START OF PERIOD OTHER THAN FIRST

Penguins :24 Apr. 15, 1975 Jean Pronovost vs. NY Islanders
 Opponent :06 Apr. 25, 1989 Pelle Eklund (Phil.) at Pittsburgh*

*NHL Record

HAT TRICKS

FOR PITTSBURGH

PLAYER	DATE	LOCATION	GOALTENDER(S)
Kon Schinkel	Apr. 11, 1970	at Oakland	Gary Smith
Mario Lemieux #	Apr. 25, 1989	vs. Philadelphia	Ron Hoxhall
Mario Lemieux	Apr. 23, 1992	vs. Washington	Ron Beupre
Ron Francis	May 9, 1992	vs. NY Rangers	Richter (1)/Vanbiesbroeck (2)
Kevin Stevens*	May 21, 1992	at Boston	Andy Moog
Mario Lemieux	May 11, 1996	vs. NY Rangers	Mike Richter
Jaromir Jagr	May 11, 1996	vs. NY Rangers	Mike Richter
Martin Straka	Apr. 25, 1999	at New Jersey	Martin Brodeur

AGAINST PITTSBURGH

Dino Ciccarelli	Apr. 25, 1992	vs. Washington	Barrasso (1)/Wregget (2)
Dirk Graham	May 30, 1992	at Chicago	Tom Barrasso
Andy Delmore	May 7, 2000	at Philadelphia	Tugnutt (2)/Skudra(1)

* - Four Goals # - Five Goals

PENALTY SHOTS

FOR PITTSBURGH

PLAYER	DATE	LOCATION	GOALTENDER	RESULT
Jaromir Jagr	May 11, 1992	vs. NY Rangers	John Vanbiesbroeck	GOAL
Shawn McEachern	May 13, 1992	vs. NY Rangers	John Vanbiesbroeck	No Goal
Aleksey Morozov	Apr. 23, 1998	vs. Montreal	Andy Moog	No Goal
Martin Straka	May 2, 2001	vs. Buffalo	Dominik Hasek	No Goal

AGAINST PITTSBURGH

Michal Pivonka	May 10, 1995	at Washington	Tom Barrasso	No Goal
Joe Juneau	Apr. 24, 1996	at Washington	Ken Wregget	No Goal (OT)

SHUTOUTS

FOR PITTSBURGH

GOALTENDER	DATE	LOCATION	SCORE	SAVES
Michel Plasse	Apr. 8, 1976	vs. Toronto	2-0	21
Frank Pietrangolo	Apr. 15, 1991	vs. New Jersey	4-0	27
Tom Barrasso	May 25, 1991	at Minnesota	8-0	39
Tom Barrasso	May 30, 1992	at Chicago	1-0	27
Tom Barrasso	Apr. 20, 1993	vs. New Jersey	7-0	36
Tom Barrasso	May 4, 1993	vs. NY Islanders	3-0	26
Ken Wregget	May 18, 1995	vs. Washington	3-0	33
Tom Barrasso	May 28, 1996	vs. Florida	3-0	28
Tom Barrasso	May 7, 1999	at Toronto	2-0	20
Ron Tugnutt	Apr. 13, 2000	at Washington	7-0	32
Ron Tugnutt	Apr. 27, 2000	at Philadelphia	2-0	26
Johan Hedberg	Apr. 16, 2001	vs. Washington	3-0	34
Johan Hedberg	Apr. 26, 2001	at Buffalo	3-0	25

AGAINST PITTSBURGH

Jacques Plante	Apr. 28, 1970	at St. Louis	5-0	21
Gary Smith	Apr. 8, 1972	vs. Chicago	2-0	31
Glenn Resch	Apr. 26, 1975	vs. NY Islanders	1-0	30
Wayne Thomas	Apr. 9, 1976	at Toronto	4-0	26
Don Beupre	Apr. 21, 1994	at Washington	2-0	27
Andy Moog	May 3, 1998	at Montreal	3-0	21
Olaf Kolzig	Apr. 12, 2001	at Washington	1-0	16
Martin Brodeur	May 17, 2001	vs. New Jersey	3-0	20
Martin Brodeur	May 19, 2001	vs. New Jersey	5-0	21



2001 PENGUINS PLAYOFF STATISTICS

NO	NAME	POS	GP	G	A	PTS	+	-	PIM	PP	SH	GWG	OT	S	PCT
66	Mario Lemieux	C	18	6	11	17	+4	4	1	0	3	0	39	15.4	
82	Marin Straka	C	18	5	8	13	-1	8	3	0	2	2	47	10.6	
68	Jaromir Jagr	RW	16	2	10	12	+4	18	2	0	0	0	38	5.3	
27	Alexei Kovalev	RW	18	5	5	10	-2	16	1	0	0	0	44	11.4	
7	Andrew Ference	D	18	3	7	10	E	16	1	0	1	0	32	9.4	
20	Robert Lang	C	16	4	4	8	+2	4	0	0	0	0	25	16.0	
38	Jan Hrdina	C	18	2	5	7	-4	8	0	0	0	0	13	15.4	
25	Kevin Stevens	LW	17	3	3	6	-4	20	2	0	1	0	19	15.8	
95	Aleksey Morozov	RW	18	3	3	6	E	6	0	1	0	0	30	10.0	
5	Janne Laukkanen	D	18	2	2	4	+6	14	1	0	0	0	16	12.5	
15	Wayne Primeau	C	18	1	3	4	-2	2	0	0	0	0	19	5.3	
11	Darius Kasparaitis	D	17	1	1	2	-5	26	0	0	1	1	14	7.1	
18	Josef Beranek	LW	13	0	2	2	+1	2	0	0	0	0	13	0.0	
9	Rene Corbet	LW	17	1	0	1	-5	12	0	0	1	0	14	7.1	
3	Marc Bergevin	D	12	0	1	1	+2	2	0	0	0	0	9	0.0	
6	Bob Boughner	D	18	0	1	1	+5	22	0	0	0	0	10	0.0	
24	Ian Moran	RW	18	0	1	1	-3	4	0	0	0	0	23	0.0	
30	Jean-Sebastien Arbin	G	1	0	0	0	--	0	0	0	0	0	0	0.0	
29	Krzysztof Oliwa	RW	5	0	0	0	E	16	0	0	0	0	0	0.0	
22	Dan LaCouture	LW	5	0	0	0	E	2	0	0	0	0	2	0.0	
14	Milan Kraft	C	8	0	0	0	-4	2	0	0	0	0	9	0.0	
8	Hans Jonsson	D	16	0	0	0	-2	8	0	0	0	0	8	0.0	
1	Johan Hedberg	G	18	0	0	0	--	0	0	0	0	0	0	0.0	
TOTALS			18	38	67	106			212	11	1	9	3	424	8.9

NO	GOALTENDER	GP	MP	GAA	W-L	SO	EN	GA	SA	SV%	
30	Jean-Sebastien Arbin	1	1	0.00	0-0	0	0	0	0	0.00	
1	Johan Hedberg	18	1123	2.30	9-9	2	1	43	482	91.1	
TOTALS			18	1130	2.34	9-9	2	1	44	483	90.9

2001 NHL PLAYOFF SCORING LEADERS

PLAYER	TEAM	GP	G	A	PTS	+	-	PIM	PP	SH	GWG	S	PCT
Joe Sakic	Colorado	21	13	13	26	+6	6	5	0	3	79	16.5	
Patrik Elias	New Jersey	25	9	14	23	+11	10	3	1	2	58	15.5	
Milan Hejduk	Colorado	23	7	16	23	+8	6	4	0	1	51	13.7	
Petr Sykora	New Jersey	25	10	12	22	+15	12	2	2	2	71	14.1	
Alex Tanguay	Colorado	23	6	15	21	+13	8	1	0	2	37	16.2	
Rob Blake	Colorado	23	6	13	19	+6	16	3	0	0	83	7.2	
Brian Rafalski	New Jersey	25	7	11	18	+10	7	1	0	3	47	14.9	
MARIO LEMIEUX	PITTSBURGH	18	6	11	17	+4	4	1	0	3	39	15.4	
Chris Drury	Colorado	23	11	5	16	+5	4	2	0	2	62	17.7	
Bobby Holik	New Jersey	25	6	10	16	+1	37	1	0	3	66	9.1	
Alexander Mogilny	New Jersey	25	5	11	16	+3	8	1	0	2	76	6.6	

2001 NHL PLAYOFF INDIVIDUAL LEADERS

GOALS

Joe Sakic	Colorado	13
Chris Drury	Colorado	11
Petr Sykora	New Jersey	10
Patrik Elias	New Jersey	9
Jason Arnot	New Jersey	8
Milan Hejduk	Colorado	7
Brian Rafalski	New Jersey	7

POWER PLAY GOALS

Joe Sakic	Colorado	5
Jason Arnot	New Jersey	5
Steve Thomas	Toronto	4
Milan Hejduk	Colorado	4
Steve Heinze	Buffalo	3
MARTIN STRAKA	PITTSBURGH	3
Ray Bourque	Colorado	3
Rob Blake	Colorado	3
Ville Nieminen	Colorado	3
Patrik Elias	New Jersey	3

ASSISTS

Milan Hejduk	Colorado	16
Alex Tanguay	Colorado	15
Patrik Elias	New Jersey	14
Joe Sakic	Colorado	13
Rob Blake	Colorado	13
Petr Sykora	New Jersey	12

GAME WINNING GOALS

MARIO LEMIEUX	PITTSBURGH	3
Scott Young	St. Louis	3
Joe Sakic	Colorado	3
Bobby Holik	New Jersey	3
Brian Rafalski	New Jersey	3

2001 NHL PLAYOFF GOALTENDING LEADERS

PLAYER	TEAM	GP	MP	GA	GAA	SO
Patrick Roy	Colorado	23	1451	41	1.70	4
Roman Turek	St. Louis	14	908	31	2.05	0
Martin Brodeur	New Jersey	25	1505	52	2.07	4
Dominik Hasek	Buffalo	13	839	29	2.09	1
Curtis Joseph	Toronto	11	685	24	2.10	3



2001 EASTERN CONFERENCE QUARTERFINALS
WASHINGTON CAPITALS vs. PITTSBURGH PENGUINS

	GP	W	L	GF	GA	PPG	SHG	PEN	PIM
PITTSBURGH	6	4	2	14	10	5-21	0	31	78
WASHINGTON	6	2	4	10	14	7-22	0	32	91

Apr. 12	Pittsburgh (Hedberg)	0	at WASHINGTON (KOLZIG)	1	WG - Bondra
Apr. 14	PITTSBURGH (HEDBERG)	2	at Washington (Kolzig)	1	WG - Lemieux
Apr. 16	Washington (Kolzig)	0	at PITTSBURGH (HEDBERG)	3	WG - Stevens
Apr. 18	WASHINGTON (KOLZIG)	4	at Pittsburgh (Hedberg)	3	WG - Halpern*
Apr. 21	PITTSBURGH (HEDBERG)	2	at Washington (Kolzig)	1	WG - Lemieux
Apr. 23	Washington (Kolzig)	3	at PITTSBURGH (HEDBERG)	4	WG - Straka**

*Halpern scored at 4:01 of OT

**Straka scored at 13:04 of OT

at Washington (2-1) at Pittsburgh (2-1)

GOALS AND SHOTS BY PERIOD	1 ST	2 ND	3 RD	OT	TOTAL
PITTSBURGH	6-49	3-49	4-44	1-11	14-153
WASHINGTON	2-48	5-59	2-49	1-5	10-161

PITTSBURGH	GP	G	A	PTS	PIM	SOG	+/-	WASHINGTON	GP	G	A	PTS	PIM	SOG	+/-
Lemieux	6	4	3	7	0	15	+5	Halpern	6	2	3	5	17	9	E
Jagr	6	1	5	6	12	22	+4	Konowalchuk	6	2	3	5	14	9	-1
Stevens	6	2	2	4	6	5	E	Gonchar	6	1	3	4	2	14	E
Ference	6	1	3	4	2	12	+4	Linden	6	0	4	4	14	17	-3
Hrdina	6	1	3	4	2	5	+4	Johansson	6	1	2	3	2	10	-4
Kovalev	6	2	1	3	12	18	+1	Bondra	6	2	0	2	2	25	-2
Lang	6	1	2	3	2	8	+2	Witt	6	2	0	2	12	13	-5
Straka	6	1	1	2	4	14	+2	Dahlen	6	0	1	1	2	10	-2
Morozov	6	0	2	2	4	13	+2	Klee	6	0	1	1	8	5	E
Laukkanen	6	1	0	1	0	7	+1	Simon	6	0	1	1	17	6	-2
Bergevin	6	0	1	1	0	5	+5	Metropolit	1	0	0	0	0	1	-1
Primeau	6	0	1	1	0	4	-1	Khrisch	3	0	0	0	0	0	E
Oliva	3	0	0	0	2	0	E	Reekie	4	0	0	0	4	0	-1
Beranek	4	0	0	0	0	3	E	Cole	5	0	0	0	2	4	-1
Jonsson	4	0	0	0	2	2	E	Whitfeld	5	0	0	0	2	3	F
Corbet	5	0	0	0	0	2	-1	Kolzig	6	0	0	0	0	0	0
Boughner	6	0	0	0	4	3	+2	Nikolishin	6	0	0	0	2	9	-3
Hedberg	6	0	0	0	0	0		Oates	6	0	0	0	0	6	-4
Kasparaitis	6	0	0	0	16	9	E	Sacco	6	0	0	0	2	9	-1
Moran	6	0	0	0	2	6	E	Zettler	6	0	0	0	0	4	-1
								Zubrus	6	0	0	0	2	7	-1
TOTALS	6	14	24	38	78	153		TOTALS	6	10	18	28	91	161	

GOALTENDERS	GP	MP	GF	GA	ENG	SO	GAA	SHOTS	SAV PCT	W-L-T
Hedberg	6	375:25	14	10	0	1	1.59	161	.938	4-2-0
PITTSBURGH TOTALS	6	377:05	14	10	0	1	1.59	161	.938	4-2-0
Kolzig	6	374:08	10	14	0	1	2.24	153	.908	2-4-0
WASHINGTON TOTALS	6	377:05	10	14	0	1	2.23	153	.908	2-4-0

POWER PLAY GOALS:

PITTSBURGH (5 for 21) - Jagr, Kovalev, Laukkanen, Lemieux, Stevens

WASHINGTON (7 for 22) - Bondra (2), Konowalchuk (2), Gonchar, Halpern, Witt



2001 EASTERN CONFERENCE SEMIFINALS BUFFALO SABRES vs. PITTSBURGH PENGUINS

	GP	W	L	GF	GA	PPG	SHG	PEN	PIM
PITTSBURGH	7	4	3	17	17	4-27	0	44	96
BUFFALO	7	3	4	17	17	4-33	2	37	74

Apr. 26	PITTSBURGH (HEDBERG)	3	At Buffalo (Hasek)	0	WG - Lemieux
Apr. 28	PITTSBURGH (HEDBERG)	3	At Buffalo (Hasek)	1	WG - Ference
Apr. 30	BUFFALO (HASEK)	4	At Pittsburgh (Hedberg)	1	WG - Woolley
May 2	BUFFALO (HASEK)	5	At Pittsburgh (Hedberg)	2	WG - Barnes
May 5	Pittsburgh (Hedberg)	2	At BUFFALO (HASEK)	3	WG - Barnes*
May 8	Buffalo (Hasek)	2	At PITTSBURGH (HEDBERG/Aubin)	3	WG - Straka**
May 10	PITTSBURGH (HEDBERG)	3	At Buffalo (Hasek)	2	WG - Kasparaitis***

*Barnes scored at 8:34 of OT

**Straka scored at 11:29 of OT

***Kasparaitis scored at 13:01 of OT

at Buffalo (3-1) at Pittsburgh (1-2)

GOALS AND SHOTS BY PERIOD	1 ST	2 ND	3 RD	OT	TOTAL
PITTSBURGH	3-58	6-49	6-50	2-15	17-172
BUFFALO	3-43	5-66	8-63	1-11	17-183

PITTSBURGH	GP	G	A	PTS	PIM	SOG	+/+	BUFFALO	GP	G	A	PTS	PIM	SOG	+/+
Straka	7	2	6	8	2	25	+1	Barnes	7	4	2	6	0	12	E
Lemieux	7	2	5	7	2	17	-2	Audette	7	1	5	6	2	20	-1
Jagr	5	1	5	6	6	7	+2	Woolley	7	1	4	5	2	10	-2
Kovalev	7	2	3	5	4	16	E	Dumont	7	2	2	4	6	13	+3
Ference	7	2	2	4	10	13	E	Salan	7	1	3	4	0	18	-1
Lang	7	2	2	4	2	13	+1	Brown	7	3	0	3	2	16	+2
Laukkanen	7	1	2	3	6	6	+5	Afinogenov	7	1	2	3	2	14	E
Hrdina	7	1	1	2	4	4	-4	Heinze	7	1	2	3	8	8	-2
Kasparaitis	7	1	1	2	6	4	+1	Grafton	7	1	1	2	4	8	-3
Morozov	7	1	1	2	2	11	-2	Patrick	7	1	1	2	0	11	E
Primeau	7	1	1	2	2	11	E	Varada	7	0	2	2	6	10	+2
Beranek	4	0	2	2	0	5	+2	Tsyplov	6	1	0	1	2	3	E
Stevens	7	1	0	1	8	11	-2	Smechlik	5	0	1	1	0	3	+4
Boughner	7	0	1	1	12	4	+2	Gilmour	7	0	1	1	10	8	-2
Aubin	1	0	0	0	0	0		Warrener	7	0	1	1	2	9	+1
Oliwa	2	0	0	0	14	0	E	Zhitnik	7	0	1	1	10	5	-3
Krat	3	0	0	0	0	3	E	Flay	1	0	0	0	2	0	E
Lacouture	3	0	0	0	2	2	+1	McKee	2	0	0	0	2	1	-1
Bergevin	4	0	0	0	2	1	-2	Andreychuk	7	0	0	0	4	7	-1
Corbet	7	0	0	0	8	8	-3	Hasek	7	0	0	0	2	0	E
Hedberg	7	0	0	0	0	0		Kalinin	7	0	0	0	4	7	+3
Jonsson	7	0	0	0	4	3	-3								
Moran	7	0	0	0	0	8	+1								
TOTALS	7	17	32	49	96	172		TOTALS	7	17	28	45	74	183	

GOALTENDERS	GP	MP	GF	GA	ENG	SO	GAA	SHOTS	SAV PCT	W-L-T
Aubin	1	00:54	0	0	0	0	0.00	0	.000	0-0-0
Hedberg	7	448:35	16	16	1	1	2.14	182	.912	4-3-0
PITTSBURGH TOTALS	7	453:04	17	17	1	1	2.25	183	.907	4-3-0
Hasek	7	451:07	17	16	1	0	2.12	171	.906	3-4-0
BUFFALO TOTALS	7	453:04	17	17	1	0	2.25	172	.901	3-4-0

POWER PLAY GOALS: PITTSBURGH (4 for 27) - Ference, Jagr, Stevens, Straka
BUFFALO (4 for 33) - Barnes (2), Grafton, Heinze

SHORT-HANDED GOALS: BUFFALO (2) - Brown (2)



PENGUINS BROADCASTERS




MIKE LANGE

One of the most talented and unique broadcasters in professional sports - and one of the few ever honored by CNN with its 'Play of the Day' - Mike Lange of Fox Sports Net Pittsburgh enters his 27th season of Penguins play-by-play. He has broadcast Penguins games in four decades, the 70s, 80s, 90s and 2000s. His colorful style, including trademark phrases such as 'I ook out, Loretta' and 'Buy Sam a drink and get his dog one, too' have made him a hit with hockey fans in Pittsburgh, the tri-state area and across North America.

As evidence of his contributions to the sport, the Hockey Hall of Fame will honor Lange with the Foster Hewitt award in November of this year. Lange's relationship with the Penguins began in 1974-75, when he broke into the NHL as a radio play-by-play man. He left for one season but returned in 1976-77 and has been a staple of the club's broadcasts ever since. Lange did radio exclusively until 1979, when games were simulcast on radio and TV. Now he is the primary television play-by-play broadcaster for the Penguins, but this season he can also be heard on select Penguins Radio Network broadcasts as well.

A native of Sacramento, California, Lange earned a degree in broadcasting from Sacramento State University before starting his career as the voice of the Phoenix Roadrunners (WHL) in 1970. He also served as the play-by-play voice of the San Diego Gulls (WHL) in 1973-74 before joining the Penguins.

In addition to his tenure with the Penguins, Lange also handled play-by-play for the Pittsburgh Pirates on cable television in 1986-87. A well-known member of the Pittsburgh community, Lange makes numerous personal appearances throughout the year and is actively involved in charity work.



EDDIE OLCZYK

Former Penguin forward Eddie Olczyk returns to the broadcast booth for his second season as a color commentator alongside Mike Lange.

'Edzo' began his pro hockey career with his hometown Chicago Blackhawks in 1984, after being selected third overall in the 1984 Entry Draft. He played 16 seasons in the NHL with the 'Hawks, Penguins, Maple Leafs, Jets, Rangers and Kings, recording 794 points (342+452) in 1,031 career games. He also captured a Stanley Cup as a member of the Rangers in 1994.

In addition to his work on Fox Sports Net, Olczyk has called NHL games for ESPN and NHL Radio. An avid horse racing fan, he has also been heard announcing races for the Meadowlands.

Eddie and his wife, Diane, have four children: sons Eddie, Tommy, Nicholas and daughter Alexandra.



PAUL STEIGERWALD

Pittsburgh native Paul Steigerwald enters his third season as the radio voice of the Penguins after serving 14 seasons as color commentator on Penguins TV and radio broadcasts.

'Stiggy,' a tireless worker and interviewer, is well-known by coaches and players across the NHL.

Steigerwald developed his interest in hockey as a youngster in the South Hills - in part because his neighbor, former Penguins general manager Jack Riley, gave local kids tickets to Penguins games.


He attended Kent State University where he worked as one of the hockey club's broadcasters, and began his professional broadcasting career with the Johnstown Red Wings of the EHL in 1979.

Steigerwald joined the Penguins organization in 1980 as director of marketing and also served as interim host for radio and television broadcasts. In 1985, he joined the broadcast team as color commentator. He left the Penguins front office in 1988 for a position in the sports department of KDKA-TV in Pittsburgh, but still maintained his color commentator duties. Steigerwald now works for the Penguins on a full-time basis.

In addition to his broadcasting work, Steigerwald donates time to various local charities throughout the year and serves as emcee of numerous Penguins events. He is the father of two sons, Blake and Dylan. Steiggy and wife Nancy were married last summer.



PENGUINS COMMUNICATIONS STAFF



TOM McMILLAN

McMillan, 45, enters his sixth season with the Penguins following a 17-year career in the Pittsburgh sports media as a writer, columnist, editor and broadcaster. He covered the Penguins for the Pittsburgh Post-Gazette from 1987-92 and served as editor of *Penguins Report* from 1992-96. He also was a talk show host on WTAE Radio and appeared on "Hockey Hotline." McMillan authored a history of the team, "The Penguins: Cellar to Summit," in 1994.

He graduated from Point Park College and resides in Shaler.



STEVE BOVINO

Bovino, 33, begins his tenth season with the Penguins and fifth as director of media relations. He is responsible for overseeing the day-to-day relations between the players, coaches and the media, coordinating interviews, credentials and press releases.

Bovino joined the team as an intern in the public relations department, then served four seasons as assistant director of media relations. He graduated from the College of William & Mary with a B.A. in government. While in college, he worked in the sports information office.

Steve and his wife, Brandy, are the proud parents of Isabella. They reside in Mt. Lebanon.



KEITH WEHNER

Wehner, 24, enters his fifth season with the Penguins and second as manager of media relations. He worked three prior seasons as an assistant in the hockey operations and media relations departments. His responsibilities include game notes, interview requests and press releases.

He graduated from the University of Pittsburgh with a degree in political science and resides in O'Hara Township.



PENGUINS MEDIA INFORMATION

SEASON PASSES FOR MEDIA: Season passes are issued to members of the media covering the Penguins on a regular basis.

INDIVIDUAL GAME PASSES: Members of the media must contact Steve Bovino or Keith Wehner in the Penguins media relations office no later than 24 hours before the game. Passes will be issued to working media and photographers. Passes will be left at the press gate located at Gate # 3 of the Civic Arena. You can reach the press gate from Washington Place, which runs in front of the Arena where the marquis stands. Passes will be available there for one hour after the opening faceoff.

PRESS BOX: The press box is located on the west side of the building above section D-24. It is for game personnel and members of the media covering the games only. When necessary, overflow media will be assigned seats in the auxiliary seating area. All members of the media will gain access to the main press box by showing their pass to the security guard at the door.

PRESS LOUNGE: The press lounge is located at Gate # 3 just beyond the press gate on the right. Members of the media and game night staff must show their passes at the door for admittance. The press lounge will open two hours prior to game time with dinner and beverages served at a cost of \$5 per individual. The press lounge is equipped with telephones and electrical outlets and is available to the media during and after the game for filing purposes.

GAME NOTES: Game notes and lineup sheets are available in the press lounge and press box before each game. Additional information from the National Hockey League and press releases are also available throughout the season at these locations.

GAME SUMMARIES: Game summaries are available after each period in the press box. Final game summaries are distributed in the press box, press lounge and the home and visitors locker rooms after the game.

OUT OF TOWN SCORES: Out of town scoresheets are delivered to broadcasters throughout the game on a regular basis, usually at the 12:00 and 2:00 minute mark of each period.

LOCKER ROOM ACCESS: The Penguins locker room will open to the media no later than 10 minutes after the conclusion of the game per League requirements. ONLY working members of the media with appropriate identification will be admitted.

POST GAME PROCEDURES: Penguins head coach Ivan Hlinka will hold a press conference after each game in or near his office. Post game quote sheets for both head coaches will be available after the game in the press lounge, press box and each locker room.

GAME BROADCAST INTERVIEWS: All requests for pre-taped interviews and between period interviews with players, coaches or management MUST be confirmed during the morning skate. THERE WILL BE NO EXCEPTIONS. Players or coaches must be confirmed for broadcast interviews before they leave Mellon Arena after the morning skate or they are off-limits for broadcast interviews.

DAILY PRACTICE SESSIONS: Open to all media members. The majority of the Penguins practices are held at Iccoplex at Southpointe. Penguins game day morning skates are held at the Civic Arena. The Penguins normally skate at 10:30 AM, followed by the visiting team at 11:30 AM. On the road, the Penguins normally hold a morning skate at 11:30 AM. A monthly practice schedule will be distributed to the media throughout the season. Please check with the Penguins media relations office as last minute changes will occur.

PHOTOGRAPHERS: Photographers may shoot from designated areas assigned by the Penguins media relations staff. Photo location assignments will be posted in the press lounge prior to each game. Anyone shooting from unauthorized locations will be removed from the game. Photo



passes must be secured by calling the media relations office at least 24 hours in advance of each game.

MELLON ARENA LIGHTING: The lighting in the Civic Arena is metal halide which was installed during the summer of 1995.

TELEVISION PACKAGE: The Penguins television package continues to be one of the best in professional hockey. This season, Penguins fans will see more than 70 games on Fox Sports Net Pittsburgh and the WB22. The executive producer for all Penguins telecasts is Paul Kosuth. Fox Sports Net Pittsburgh became the Penguins cable affiliate in 1986.

RADIO NETWORK: 3WS will serve as the Penguins flagship radio station for the second consecutive season. Games will air on 3WS FM (94.5) and AM (970). Paul Steigerwald will handle the play-by-play, while Bob Errey does the color commentary.

DRIVING DIRECTIONS TO MELLON ARENA:

FROM ROUTE 279 NORTH (GREATER PITTSBURGH AIRPORT): Follow 279 North toward Pittsburgh - Go through the Fort Pitt Tunnel (left lane) - Proceed straight ahead onto Liberty Avenue - Turn right off of Liberty Avenue onto Seventh Avenue and cross over Grant Street - turn right onto Center Avenue.

FROM ROUTE 79 SOUTH (NORTH HILLS): Follow 79 South toward Pittsburgh - Take the Route 279 South Exit (about one mile past the Wexford exit) - Follow 279 South over the Veterans Bridge - Take the Sixth Street exit and bear left - At the light, turn left onto Bigelow Boulevard.

FROM PENNSYLVANIA TURNPIKE: Traveling on the turnpike toward Pittsburgh, take Exit 6 (Pittsburgh/Monroeville) onto Route 376 West - Get off of 376 West at Exit 6, staying in the right lane - At the stop sign, turn right onto Pride Street - Follow Pride across Fifth Avenue, at second light, turn left onto Center Avenue.

REAL TIME SCORERS/OFF-ICE OFFICIALS:

Supervisor of Officials/Timekeeper:

Paul Schlosser

Assistant Supervisor/Official Scorer

Keith Schreiber

Goal Judges:

Jim Duss, Joe Ferraro, Leo Rudzki

Penalty Timekeeper:

Bob Mailland

Real Time Supervisor/Action Scorer:

Phil Spano

Penalty Scorer:

Eugene Susi

Shot Scorer:

Jim Gricar

Time-On-Ice Scorers:

Dan Aubele, Chris Keller, Dan Wagner, Todd Gally

Commercial Coordinators:

Dave Reynolds, Mike McGuire

Video Replay Goal Judges:

Dale Ruth, Jim Weaver

GAME NIGHT STAFF:

Dressing Rooms:

Tracey Luppe, Frank Sciuilli, David Sciuilli

Home Runway:

Don Wagner

Visitors Runway:

Don Johnson

IN MELLON ARENA:

Public Address Announcer:

John Barbero

Oganist:

Vince Lascheid

**NATIONAL HOCKEY LEAGUE DIRECTORY**

NEW YORK OFFICE (NHL & NHL)

1251 Avenue of the Americas, 47th Floor
 New York, NY 10020
 Phone: 212-789-2000
 Fax: 212-789-2020

TORONTO OFFICE

50 Bay Street, 11th Floor
 Toronto, Ont. M5J 2X8
 Phone: 416-981-2777
 Fax: 416-981-2779

MONTREAL OFFICE

1800 McGill College Avenue, Suite 2600
 Montreal, Que. H3A 3J6
 Phone: 514-841-9220
 Fax: 514-284-0300

NHL PRODUCTIONS

183 Oak Tree Road
 Tappan, NY 10983
 Phone: 845-365-6701
 Fax: 845-365-6010

Commissioner:	Gary B. Bettman
Executive Vice President & Chief Legal Officer:	William Daly
Executive Vice President & Director of Hockey Operations:	Colin Campbell
Executive Vice President & Chief Operating Officer:	Jon Litner
Executive Vice President & Chief Financial Officer:	Craig Harnett
Director, Administration & Executive Assistant to the Commissioner:	Debbie Jordan

Communications

Group Vice President, Communications:	Bernadette Mansur
Vice President, Media Relations:	Frank Brown
Vice President, Public Relations & Media Services (Toronto):	Gary Meagher
Chief Statistician (Toronto):	Benny Ercolani
Director, Communications:	Jamey Horan
Director, Media Relations:	Amy Early
Director, News Services:	Greg Inglis
Senior Manager, Player Publicity:	Sandra Carreon
Manager, Corporate Communications:	Brian Walker
Manager, Community Relations:	Ann Marie Lynch
Manager, Diversity Task Force:	Nirva Milord



Manager, News Services:	Adam Schwartz
Manager, Public Relations (Toronto):	David Keon
Manager, Public Relations & Editorial Services (Toronto):	Chris Tredree
Coordinator, Public Relations:	Jennifer Perkinson
Associate, Public Relations (Toronto):	Julie Young
Assistant, Diversity Task Force:	Jessica Murray
Assistant, Corporate Communications:	Myrna Mollison
Assistant, Corporate Communications:	Mary Kay Wright
Historian:	John Halligan

Hockey Operations

Executive Vice President & Director of Hockey Operations:	Colin Campbell
Senior Vice President, Hockey Operations (Toronto):	Jim Gregory
Vice President, Hockey Operations (Toronto):	Mike Murphy
Hockey Operations Manager:	Claude Loiselle
Vice President & Managing Director, Central Registry (Toronto):	Stephen Pellegrini
Assistant Director, Central Registry (Montreal):	Madeleine Supino
Project Manager, Central Registry (Toronto):	Sean MacLeod
Director, Central Scouting (Toronto):	Frank Bonello
Director of Officiating (Toronto):	Andy VanHellemond
Director of Alumni Relations (Toronto):	Patrick Flatley
Video Director:	Damian Echevarrieta
Video Coordinator (Toronto):	Paul Brighty
Ice Consultant:	Dan Craig
Consultant:	Dave Dryden



HOW TO FIGURE

ASSIST - An assist is awarded to the player or players (maximum of two) who touched the puck prior to the goal, provided no defender plays or possesses the puck in between.

GAME PLAYED - A player receives credit for playing in a game if: 1) he steps on the ice during game play or; 2) serves any penalty

GAME-WINNING GOAL - After the final score has been determined, the goal which leaves the winning Club one goal ahead of its opponent is the game-winning goal (example: if Team A beats Team B 8-3, the player scoring the fourth goal for Team A receives credit for the game-winning goal).

GAME-TYING GOAL - The final goal in a tie game.

GOAL - A goal is awarded to the last player on the scoring Club to touch the puck prior to the puck entering the net.

GOALS-AGAINST AVERAGE - Multiply goals allowed by 60 and divide by minutes played.

GOALTENDER WIN/LOSS/TIE - A goaltender receives a win, loss or tie if he is on the ice when either the game-winning goal or game-tying goal is scored.

PENALTY KILLING PERCENTAGE - Subtract total number of power-play goals allowed from total number of shorthanded situations to get the total number of power plays killed. Divide the total number of power plays killed by the total number of shorthanded situations.

PLUS-MINUS - A player receives a "plus" if he is on the ice when his Club scores an even-strength goal or shorthanded goal. He receives a "minus" if he is on the ice for an even-strength or shorthanded goal scored by the Opponent. The difference in these numbers is considered the player's plus-minus statistic.

POWER-PLAY GOAL - A goal scored by a Club while it has a manpower advantage due to an opponent's penalty. Following are some examples of what IS and IS NOT considered a power-play goal:

- * If a Club has an advantage on a minor penalty starting at 2:02 of the period and it scores at 4:02, the goal IS NOT a power-play goal.
- * If a Club scores on a delayed penalty, the goal IS NOT a power-play goal.
- * If a Club has an advantage due to a five-minute major penalty, that Club is always credited with having one more advantage than the number of power-play goals it scores during the advantage, because the penalty does not expire a new advantage begins after such a power-play goal. For example, if Team A scores three goals during a major penalty, it is credited with four advantages.
- * If a Club is on a power-play for any length of time it is considered to have had an advantage
- * If a minor penalty is incurred by a Club on a power-play due to a major penalty, a new advantage is given to that Club when its minor penalty expires, provided the opponent's major penalty is still in effect.

POWER-PLAY PERCENTAGE - Total number of power-play goals divided by total number of power-play opportunities.

SAVE PERCENTAGE - Subtract goals allowed from shots against to determine saves, then divide saves by shots against.

SHOOTING PERCENTAGE - Divide the number of goals scored by the number of shots taken.

SHORTHANDED GOAL - A goal scored by a Club while it is at a manpower disadvantage due to a penalty. The same cases apply in a similar but opposite way for shorthanded as for power-play goals.

SHOT ON GOAL - If a player shoots a puck with the intention of scoring and if that shot would have gone in the net had the goaltender not stopped it, the shot is recorded as a "shot on goal"

SHUTOUT - If two goaltenders combine for a shutout, neither receives credit for it. Instead it is recorded as a Club shutout.

TENTHS OF A SECOND - If a penalty or goal occurs in the last minute, the time is rounded off to the previous second (ex: if a penalty is called with 12.4 seconds left in the period, the time indicated is 19:47, not 19:48)

TIE BREAKING FORMULA - In the even two or more Clubs are tied for total points, the order of standings and draft order is determined as follows:

- * the Club with the most victories will be placed higher in the standings
- * if Clubs remain tied, the Club earning the most points from the year's head-to-head competition will be placed higher in the standings. In the event an uneven number of home games against one another were played, the first game that created the disparity is discounted. Where more than two Clubs are tied in victories and points, the Club having the greatest percentage of available points earned among each other will be placed higher in the standings.
- * if Clubs remain tied, each club's "Goals Allowed" are subtracted from its "Goals For" during the entire regular season. The Club with the greater differential will be placed higher in the standings.



WAREHOUSE DISTRICT

PLAY 2 COINS

WHEEL

WHEEL BIG

Destination Slots!

Get the Card That Rewards!

Join the Roarin' 20's Slot Club and start earning valuable points on all your slot and mutual play!

If you're looking to spice up your days, take a trip to Mountaineer Race Track & Gaming Resort and discover the fun you've been missing. With 2,500 hot slots and video slots, year-round live thoroughbred racing, simulcast racing, live entertainment, sporting events, spa and fitness center, convention center, lodging, dining, golf and much more, you'll want to make Mountaineer your entertainment destination!

For more information on Mountaineer or to receive an information packet, call **1-800-80-40-HOT!**

We'll leave the SLOTS on for Ya!
Group Rates Available!




Ted Arneault
President and CEO
of Mountaineer Race Track & Gaming Resort



THE MOUNTAINEER
RACE TRACK & GAMING RESORT

West Virginia
Wild and Wonderful





2001-02 REGULAR SEASON SCHEDULE

S	M	T	W	T	F	S
OCTOBER						
	1	2	3 8:00	4	5	6 7:30
			COL			ANA *
7	8	9	10 7:30	11	12	13
			NYI *			
14 2:00	15	16 7:30	17	18 7:00	19	20 8:00
BUF		OTT *		OTT		STL
21	22	23 7:30	24 7:30	25	26	27 7:00
		ATL	DAL			TOR
28 7:30	29	30	31 7:30			
FLA			PHI			
NOVEMBER						
			1 7:30	2	3 7:30	
			TOR		TB *	
4	5	6 7:00	7 7:30	8	9	10 7:30
		CAR	FLA			TB
11	12	13 8:00	14 7:30	15	16	17 7:30
		NJ	NYI *			NYR
18	19	20	21 7:30	22	23 8:00	24 7:30
			VAN *		NAS	BUF
25	26	27 7:30	28	29 10:30	30	
		NJ	SJ			
DECEMBER						
						1 9:00
						PHO
2	3	4 7:30	5	6 7:30	7	8 7:50
		TOR		BOS		ATL *
9	10	11 8:00	12 7:30	13	14 7:30	15
		WAS	BOS		MIN *	
16 3:00	17	18	19 7:30	20	21 7:30	22 7:00
CAR			MON *	WAS	WAS	
23	24	25	26 7:30	27	28	29 7:00
			NJ			OTT
30	31					
JANUARY						
		1	2	3 7:30	4	5 1:00
				NYI		NYR
6 7:00	7	8 7:30	9	10 7:00	11	12 1:00
CHI		BOS		BUF		STL
13	14	15 10:00	16	17 9:00	18	19 10:00
		VAN		CAL		EDM
20	21 7:30	22	23 7:30	24 7:30	25	26 1:00
	PHI		TB	NYI		ATL
27	28	29 7:00	30 7:30	31		
		PHI	SJ			

S	M	T	W	T	F	S
FEBRUARY						
					1	2
3	4	5 7:00	6	7 7:30	8	9 1:00
		CAR		MON		NJ
10 1:00	11	12 7:00	13	14	15	16
NYR		OTT				
17	18	19	20	21	22	23
24	25	26	27 7:30	28 7:00		
			LA	CBJ		
MARCH						
					1	2 3:00
						DET
3	4 7:00	5 7:30	6	7 7:30	8	9 3:00
	NYI	FLA		CAR *		NYR
10	11 7:30	12	13 10:30	14	15	16 3:00
	CBJ		ANA			LA
17	18 7:30	19	20 8:00	21	22	23 1:00
	ATL		PHO			PHI
24 7:00	25	26	27 7:30	28	29	30 7:00
WAS			NJ			MON
31						
APRIL						
	1 7:30	2	3 7:30	4 7:30	5	6 7:00
	MON		FLA	TB		PHI
7	8 7:00	9	10 7:30	11	12 7:30	13 7:00
	NYR		BUF		TOR	BOS
14	15	16	17	18	19	20
21	22	23	24	25	26	27
28	29	30				

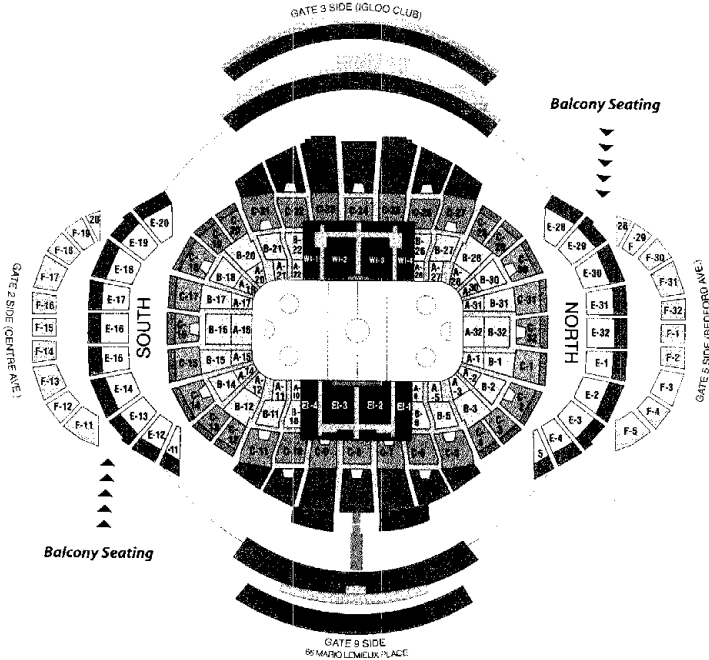
PROMOTIONAL SCHEDULE

- Oct. 6 vs. Anaheim - Magnetic Schedule
- Oct. 10 vs. NY Islanders - Team Calendar
- Oct. 16 vs. Ottawa - 35th Anniversary Yearbook
- Nov. 3 vs. Tampa Bay - "Go For The Gold Jersey" - Canada
- Nov. 14 vs. NY Islanders - Penguins Hall of Fame Puck
- Nov. 21 vs. Vancouver - "Go For The Gold" Jersey - Russia
- Dec. 8 vs. Atlanta - "Go For The Gold" Jersey - Czech Rep.
- Dec. 14 vs. Minnesota - Youth Hockey Stick Night
- Dec. 19 vs. Montreal - Mario Lemieux Bobblehead Doll
- Jan 8 vs. Boston - Team Cap Night
- Jan. 26 vs. Atlanta - "Go For The Gold" Jersey - USA
- Mar. 7 vs. Carolina - 1992 Stanley Cup Highlight CD-ROM

- * = Fans 14 and Under
- ☐ = Home Game
- ☐ = Away Game



Mellon Arena



- A/B Level
- C Level
- D Level
- E/F Balcony

- Rear E Balcony
- Igloo Seats
- Club Seats
- Suites

FOR PENGUINS TICKET INFORMATION,
CALL

1-800-642-PENS



KEY DATES

October

3 85th NHL regular season begins.

November

10 Third annual Hockey Hall of Fame Game (New Jersey Devils at Toronto Maple Leafs), Air Canada Centre, Toronto.
 12 Hockey Hall of Fame Induction Ceremony, Hockey Hall of Fame, Toronto, inductees are Viacheslav Fetisov, Mike Gartner, Dale Hawerchuk and Jari Kurri (Players category), Craig Patrick (Builders category), Eric Duhatschek (print media) and Mike Lange (broadcast media).

December

14 Deadline for media to submit All-Star Weekend Credential applications.
 Holiday roster freeze in effect. For all players on an NHL roster as of midnight, local time, Dec. 19, a roster freeze shall apply through midnight, local time Dec. 27, with respect to waivers, trades and any other player assignments. Players may be recalled to NHL clubs during this period.
 22 Final Olympic rosters submitted to International Ice Hockey Federation.
 25 2002 IIHF World Junior Championships (Pardubice, Hradec Kralove - Czech Republic). Through Jan. 4.

January

5 NHL on ABC network telecasts begin.
 Hockey Day in Canada, CBC Tripleheader.
 NHL Breakout, The Championships, San Diego, Calif. The national championship event of the world's premier street and in-line hockey tour, including stops in 22 NHL North American cities in 2001. Through Jan. 20.
 NHL FANTasy (Los Angeles Convention Center). Through Feb. 3.
 31 NHL/CHL Top Prospects Game (Saskatoon, Sask.)

February

1 All-Star Friday, STAPLES Center, Los Angeles.
 2 52nd NHL All-Star Game, STAPLES Center, Los Angeles.
 9-14 Preliminary Round, Olympic Ice Hockey Tournament, Salt Lake City.
 14 NHL Olympic Break begins.
 15 Final Round, Olympic Ice Hockey Tournament, Salt Lake City.
 20 Playoff Round, Olympic Ice Hockey Tournament, Salt Lake City.
 23 Bronze Medal Game, Olympic Ice Hockey Tournament, Salt Lake City.
 24 Gold Medal Game, Olympic Ice Hockey Tournament, Salt Lake City.
 26 NHL regular season resumes.

March

19 NHL Trade Deadline, 3 p.m., ET.
 22 Willie O'Ree All-Star Weekend, Columbus.

April

14 2001-2002 NHL regular season ends.
 17 Stanley Cup Playoffs begin.
 19 Deadline for media to submit Stanley Cup Finals credential applications.

May

3 Deadline for media to submit Entry Draft credential applications.

June

4 Stanley Cup Finals, latest possible start date.
 21 NHL Entry Draft Top Prospects Preview, Toronto.
 22 NHL Entry Draft begins, Toronto.
 23 NHL Entry Draft concludes.

July

Eligible players transferred to free agent list.
 Deadline for eligible Group II players to elect salary arbitration.
 Deadline for eligible players to elect Group V free agency.

August

1 Salary arbitration hearings held. Through Aug. 15.
 17 Final date for salary arbitration decisions to be rendered.