




Depend on the  
Dodge Boys for  
something really great!



'74 DODGE CHARGER SE  
Once again, it's setting the pace in style.  
We think it's sized right and priced right,  
where you like it.



'74 DODGE MONACO  
Unmistakably New. Tasteful, elegant & roomy.



Depend on the Dodge Boys.

**Dodge**  
AUTHORIZED DEALERS



# Penguins

## FACT BOOK



1973 1974

## INDEX

Ablett, Jeff .....	38	NHL Final Standings .....	50
Aimoe, Randy .....	47	NHL Public Relations Directory .....	95
All Time Goaltending		NHL Records .....	59
Records 1967-73 .....	61	1972-73 NHL Scoring Leaders .....	74
All Time Leaders .....	62	Nowak, Hank .....	29
1973 Amateur Draft Selections .....	46-47	Owchar, Dennis .....	46
Andrascik, Steve .....	11	Pearson, Jim .....	43
Apps, Syl .....	12	Penalty Shots .....	63
Atchison, Don .....	38	Penguin Award Winners .....	93
Bianchin, Wayne .....	13	Penguins' 1972-73 Home Attendance .....	90
Bianchin, Wayne .....	46	Pens on Radio and TV .....	10
Bignell, Larry .....	14	Pittsburgh Career Scoring .....	60-61
Birdsell, Bob .....	38	Pittsburgh Penguin Partners .....	4
Block, Peter H. ....	3	Pittsburgh Penguin Records .....	64-69
Brown, Andy .....	15	Polis, Greg .....	30
Burns, Robin .....	16	Potter, Thayer R. "Tad" .....	2
Burrows, Dave .....	17	Power Play Goals, 1972-73 .....	58
Button, Jack .....	7	Pronovost, Jean .....	31
Campbell, Colin .....	46	Riley, Jack .....	5
Cardwell, Steve .....	39	1973-74 Road Hotels .....	94
Comrie, Fred .....	47	Roster .....	48-49
Edestrand, Darryl .....	18	Rupp, Duane .....	32
Elliott, Doug .....	39	Rutherford, Jim .....	33
Ewasiuk, Terry .....	47	Schinkel, Ken .....	6
Fitchner, Bob .....	42	Schock, Ron .....	34
Fort Wayne Komets — IHL .....	72	1972-73 Scoring — Regular Season .....	56
1972-73 Final Standings .....	72	Scoring Summaries .....	75
Turner Cup Playoffs .....	72	Pittsburgh vs. Atlanta .....	75
Fort Wayne Komets 1972-73 Scoring .....	73	Pittsburgh vs. Boston .....	76
1972-73 Game by Game Results .....	54-55	Pittsburgh vs. Buffalo .....	77
Gilbert, Gil .....	39	Pittsburgh vs. California .....	78
Harbaruk, Nick .....	19	Pittsburgh vs. Chicago .....	79
Harvéy, Hugh .....	40	Pittsburgh vs. Detroit .....	80
Herron, Denis .....	20	Pittsburgh vs. Los Angeles .....	81
Hershey Bears — AHL .....	70	Pittsburgh vs. Minnesota .....	82
1972-73 Final Standings .....	70	Pittsburgh vs. Montreal .....	83
Calder Cup Playoffs .....	70	Pittsburgh vs. New York Islanders .....	84
Hershey Bears 1972-73 Scoring .....	71	Pittsburgh vs. New York Rangers .....	85
Hextall, Bryan .....	21	Pittsburgh vs. Philadelphia .....	86
1972-73 Highs and Lows .....	59	Pittsburgh vs. St. Louis .....	87
Hoganson, Paul .....	40	Pittsburgh vs. Toronto .....	88
Hrycuik, Jim .....	40	Pittsburgh vs. Vancouver .....	89
Hucul, Fred .....	7	Seiling, Don .....	46
1972-73 Individual Scoring		Shires, Jim .....	44
Breakdown .....	57	Shorthanded Goals, 1972-73 .....	58
Individual Scoring and		Snell, Ron .....	44
Penalty Minutes .....	56	Snell, Ted .....	45
Inness, Gary .....	40	Stoughton, Blaine .....	35
Jones, Ron .....	22	Stoughton, Blaine .....	46
Keating, D'Arcy .....	42	Team by Team Records	
Keller, Ralph .....	41	1972-73 Away .....	52
Labre, Yvon .....	41	Home Overall 1967-73 .....	53
Lagace, Jean-Guy .....	23	Away Overall 1967-73 .....	53
Lalonde, Ron .....	24	Team by Team Records	
Lane, Gordon .....	47	1972-73 Home .....	52
League Leaders .....	74	Team by Team Records 1972-73 .....	51
Lukowich, Bernie .....	25	Overall 1967-73 .....	51
Lynch, Jack .....	26	10 Best Seasons .....	63
MacDonald, Lowell .....	27	Tenisi, Guido .....	46
McDonough, Al .....	28	The Road to the Stanley Cup	
McLeod, Don .....	47	1972-73 Award Winners .....	92
McManama, Bob .....	41	Walker, Brian .....	45
Methe, Gerry .....	43	Watson, Bryan .....	36
Miller, Bob .....	43	Wiley, Jim .....	37
Newton, Cam .....	42		

## PITTSBURGH PENGUINS' FACT BOOK

Published by: **Pittsburgh Penguin Partners**

**EDITOR:** Terry Schiffhauer

**Editorial Assistants:** Peggy Dolan  
Al Bernardo

\$1.00

**THAYER R. "TAD" POTTER**  
General Partner  
Governor



Tad Potter begins his third season as top man in the Pittsburgh Penguin organization.

The 40-year old owner, one of the most dynamic and outward-going executives in professional sports, helped save the financially troubled franchise in 1971, when he, along with Peter H. Block, Elmore Keener and A. H. "Peter" Burchfield purchased the Penguins.

A graduate of Edgewood High School and Valley Forge Military Academy, he also holds a bachelor of Science Degree in Business Administration from Penn State University.

Prior to joining the world of professional sports, he served as Director of Residential and Commercial Sales for the Peoples Natural Gas Company, where he spent eleven years in the marketing department.

As a previous Hockey Hound, Mr. Potter takes a deep rooted interest in the well-fare of his fellow fans and is trying to improve the Civic Arena surroundings with the most modern facilities, as well as patiently building a strong contender on the ice. Unlike previous owners, Potter is whole-heartedly against trading draft choice for a chance at instant success.

He also represents Pittsburgh as Governor on the NHL Board of Governors. He, along with his partners, are former recipients of the James Balmer Award in 1971-72.

**PETER H. BLOCK**  
General Counsel



Peter Block knew a good thing when he saw it in 1966 and is still trying to sell professional hockey to Pittsburgh.

Block was one of the original owners of the Pens in 1966 but left the organization a year later. In 1971 he was one of the key figures in helping a local group take over control of the franchise.

The 39-year old lawyer and graduate of the University of Pittsburgh Law School is well versed in the inner workings of the NHL after serving the past two years on the Board of Governors.

With scores of court cases and law suits now surrounding the NHL and the Penguins, Block's usefulness as the team's legal counsel has taken on a new meaning and extra burden.

Block was also named as one of the recipients in 1972 of the James Balmer Award for his contribution to hockey in Pittsburgh.

## PITTSBURGH PENGUIN PARTNERS

Thayer R. Potter  
General Partner  
Governor

Peter H. Block  
General Counsel

General Manager .....	Jack Riley
Coach .....	Ken Schinkel
Assistant General Manager and Director of Player Personnel .....	Jack Button
Assistant Coach .....	Fred Hucul
Treasurer .....	Kent D. Bowen
Director of Press Relations .....	Terry Schiffhauer
Director of Sales Promotions .....	Marv Parliament
Marketing Coordinator .....	Terry Chambers
Director of Customer Relations .....	Evi Metcalf
Ticket Manager .....	Tom Wood
Office Manager .....	Dawna Urbanic
Trainer .....	Ken Carson
Assistant Trainer .....	Bob Demarco
Scouting Staff .....	Gerry Brown, Rudy Migay, Dave Lucas, Clare Rothermel
Team Physicians .....	Dr. Russ Leslie and Dr. Charles Stone
Executive Offices .....	Civic Arena
Home Ice .....	Civic Arena
Seating Capacity .....	13,431
Dimensions of Rink .....	205 feet by 85 feet
Location of Press Box .....	D-Level, East Side
Nickname .....	Penguins
Club Colors .....	Royal Blue, Dark Blue and White
Uniforms .....	Home: Base color White, trimmed with Royal Blue and Navy Blue Away: Base Color Light Blue, trimmed with White and Navy Blue
Club Trains at .....	Brantford, Ontario
Radio Station .....	KDKA (1020 AM)
Play-by-Play .....	Joe Starkey
Television Station .....	WHIC (VHF 11)
Play-by-Play .....	Sam Nover
Color Commentary .....	Greg Benedetti



**JACK RILEY**  
General Manager

There isn't a more knowledgeable or personable general manager in hockey than Jack Riley, and the Penguins are indeed fortunate to have him.

Riley played minor league hockey for Hershey and Baltimore and at one time held the amateur record for the fastest three unassisted goals by one player. He moved into the coaching ranks when he was only 26 years old. Later he served as general manager for Washington (EHL), Johnstown (EHL) and Rochester (AHL), before becoming president of the American Hockey League.

He has been with the Penguins since 1966 as either general manager or executive director.

In 1966 he was awarded the James C. Hendy Award by the AHL for his outstanding work, and this past year he was named the recipient of the James C. Balmer Award for his contribution to hockey in Pittsburgh.

Riley is in his third year of a three-year contract and is extremely confident about his club's chances for the coming season. The past two seasons have been difficult ones for Riley with the bidding wars, but he has managed to hold onto all of the top players in the organization and signed this year's top amateur draft picks only hours after they had been selected.



**KEN SCHINKEL**  
Coach

Ken Schinkel begins his first full season as coach of the Penguins after a long and successful career in the NHL and as the Penguins all-time scoring leader.

The 40-year old veteran of six seasons as a Penguin went from player to coach in one day (January 13, 1973) in becoming the third coach in Pittsburgh history.

A native of Jansen, Saskatchewan, Schinkel broke into pro hockey in 1953. He got his first chance in the NHL in 1959 with the Rangers where he was used primarily as a checking forward and penalty killer. He came to Pittsburgh in the 1967 Expansion Draft. Among his playing highlight was a three goal hat trick against Chicago that enabled Pittsburgh to become the first expansion team to beat an established team in 1967.


Schinkel played in the 1968 All Star game and was set to play again in 1970, until a shoulder injury put him out of the lineup.

He was the club's scoring leader in 1968-69 and finished with a lifetime record of 371 games played, 93 goals, 143 assists and 236 points with Pittsburgh. He is also the only Penguin ever to score a hat trick in the Stanley Cup Playoffs.

**PRO CAREER RECORD**

Season	Club	League	Regular Season					Playoffs				
			GP	G	A	TP	PIM	GP	G	A	TP	PIM
1953-54	Springfield	QHL	39	3	14	17	6	.....	.....	.....	.....	.....
	Syracuse	AHL	28	7	14	21	4	.....	.....	.....	.....	.....
Out of Professional Hockey												
1955-56	Springfield	AHL	57	18	16	34	42	.....	.....	.....	.....	.....
1956-57	Springfield	AHL	64	22	36	58	2	.....	.....	.....	.....	.....
1957-58	Springfield	AHL	70	11	27	38	40	13	3	3	6	2
1958-59	Springfield	AHL	70	43	42	85	19	.....	.....	.....	.....	.....
1959-60	New York	NHL	69	13	16	29	27	.....	.....	.....	.....	.....
1960-61	New York	NHL	38	2	6	8	18	.....	.....	.....	.....	.....
	Springfield	AHL	28	13	8	21	25	7	3	3	6	9
1961-62	New York	NHL	65	7	21	28	17	2	1	0	1	0
1962-63	New York	NHL	69	6	9	15	15	.....	.....	.....	.....	.....
1963-64	New York	NHL	4	0	0	0	0	.....	.....	.....	.....	.....
	Baltimore	AHL	64	23	33	56	35	.....	.....	.....	.....	.....
1964-65	Baltimore	AHL	72	30	41	71	16	5	1	2	3	0
1965-66	Baltimore	AHL	72	30	45	75	31	.....	.....	.....	.....	.....
1966-67	Baltimore	AHL	51	25	31	56	29	.....	.....	.....	.....	.....
	New York	NHL	20	6	3	9	0	4	0	1	1	0
1967-68	Pittsburgh	NHL	57	14	25	39	19	.....	.....	.....	.....	.....
1968-69	Pittsburgh	NHL	76	18	34	52	18	.....	.....	.....	.....	.....
1969-70	Pittsburgh	NHL	72	20	25	45	19	10	4	1	5	4
1970-71	Pittsburgh	NHL	50	15	19	34	6	.....	.....	.....	.....	.....
1971-72	Pittsburgh	NHL	74	15	30	45	8	3	2	0	2	0
1972-73	Pittsburgh	NHL	42	11	10	21	16	.....	.....	.....	.....	.....
<b>NHL Totals</b>			<b>636</b>	<b>127</b>	<b>198</b>	<b>325</b>	<b>163</b>	<b>19</b>	<b>7</b>	<b>2</b>	<b>9</b>	<b>4</b>
<b>Pgh. Totals</b>			<b>371</b>	<b>93</b>	<b>143</b>	<b>236</b>	<b>86</b>	<b>13</b>	<b>6</b>	<b>1</b>	<b>7</b>	<b>4</b>

**FRED HUCUL**  
Assistant Coach



There are only a few teams in the NHL that have assistant coaches, and Pittsburgh will be trying the new method for the first time with the addition of Fred Hucul to the organization.

Hucul, 41, is a native of Tubrose, Saskatchewan and broke into the NHL in 1950 with the Chicago Black Hawks. He was sold to Calgary (WHL) in 1954 and began a long career in the Western Hockey League where he finished as the highest scoring defenseman in history. He holds the record of being named to the All Star team eight times and also for scoring the fastest three unassisted goals in one game.

Hucul returned to the NHL in 1967 with St. Louis and was the first player to be penalized in the now heated rivalry with the Blues. A back operation forced his retirement.

He served as General Manager and Coach of Kansas City (CHL) in 1968-69, coach of Victoria (WCHL) in 1971-72 and last year he assisted his brother Sandy in helping Phoenix to the Western Hockey League titles.

As one of hockey's best defensemen of all time, he should aid considerably the Penguin defensive corps this year.

**JACK BUTTON**  
Director of Player Personnel




Jack Button will always be remembered as the person who scouted and recommended Syl Apps, Dave Burrows and Al McDonough before they became Penguins.

Now in his fifth season with Pittsburgh, Mr. Button is being recognized for his shrewd judgement of talent, despite having never played hockey.

He is a former publicity director of both Rochester (AHL) and the American Hockey League.

Once again, Button will be responsible for evaluating every player in the organization and heading the scouting staff.



**KENT BOWEN**  
Treasurer

Kent Bowen is in his sixth year with the Penguins and serves in the capacity of Treasurer and watchdog of the team's purse strings. He is a native of West Virginia and graduated from the University of Pittsburgh. He also serves as President of the Igloo Club.



**TERRY SCHIFFHAUER**  
Director of Press Relations

Terry Schiffhauer is in his fourth year as Director of Press Relations with the Penguins following six years at WJAC-TV in Johnstown and two years as publicity director for the Johnstown Jets (EHL).



**KEN CARSON**  
Trainer

There is no question the Penguins have one of the best trainers in the NHL in Ken Carson. Kenny is now in his seventh season as head trainer after several years in the minor leagues.




**BOB DEMARCO**  
Assistant Trainer

Bob Demarco is the newest addition to the hockey staff. He comes to the Penguins after several years working with the Pittsburgh Steelers.


**MARV PARLIAMENT**  
Director of Sales Promotions

A former college hockey player, Marv Parliament has been with the Penguins for six years and handles all of the advertising and group ticket sales for the Penguins.



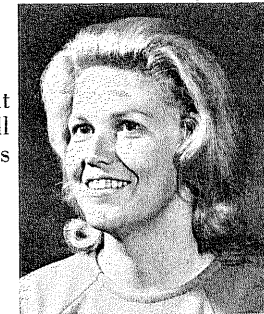
**TERRY CHAMBERS**  
Marketing Coordinator

Terry Chambers serves the Penguins for his second season, with the responsibility of coordinating all marketing ventures from advertisements to give-away nights.



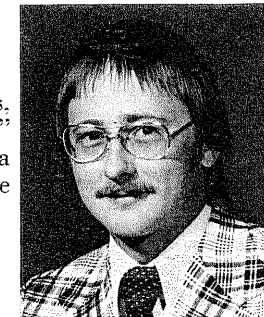
**EVI METCALF**  
Director of Customer Relations

You can't make everybody happy, but at least Evi Metcalf tries to please and solve all of the immense problems. Mrs. Metcalf has been with the Penguins for seven years.



**TOM WOOD**  
Ticket Manager

Tom Wood may be new to the Penguins, but is no stranger to the "Box Office World" having worked five years in the Civic Arena office. His father is Ticket Manager for the Arena.



## PENS ON RADIO AND TV



**Sam Nover**



**Greg Benedetti**

SAM NOVER starts his third season as the TV play-by-play announcer on WIIC-TV (Channel 11). Sam will call the action for 13 games this year as well as serve as Sports Director for the "ones to watch".


JOE STARKEY is the new voice of the Pittsburgh Penguins on radio and will be heard every game, home and away on KDKA Radio (1020 AM). Starkey did the games for the California Golden Seals last year.

GREG BENEDETTI moves into the TV booth to provide color commentary with Nover this year. Benedetti serves as Sports Director for WWSW Radio and is the host of the Jack Riley Show, heard each Monday at 8:10 p.m.

### 1973-74 TV SCHEDULE

Friday, Oct. 12	Pittsburgh at Atlanta	8:00 p.m.
Saturday, Nov. 3	Pittsburgh at Toronto	8:00 p.m.
Sunday, Dec. 2	Pittsburgh at Chicago	8:30 p.m.
Sunday, Dec. 16	Pittsburgh at Atlanta	7:00 p.m.
Wednesday, Dec. 26	Pittsburgh at Detroit	7:30 p.m.
Wednesday, Jan. 2	Pittsburgh at Minnesota	9:00 p.m.
Sunday, Jan. 20	Pittsburgh at Philadelphia	7:00 p.m.
Sunday, Feb. 3	Pittsburgh at Boston	7:30 p.m.
Tuesday, Mar. 5	Pittsburgh at New York Islanders	7:30 p.m.
Saturday, Mar. 9	Pittsburgh at St. Louis	9:00 p.m.
Saturday, Mar. 30	Pittsburgh at St. Louis	9:00 p.m.
Tuesday, Apr. 2	Pittsburgh at New York Islanders	7:30 p.m.

The NBC Game of the Week will also be seen every Sunday starting in January on WIIC-TV. Several Prime Time games will also be aired.




## STEVE ANDRASICIK

Right Wing 6' 205 lbs.  
Age: 24 (November 6, 1948)  
Born: Sherridon, Manitoba  
Home: Lynn Lake, Manitoba  
Shoots: Right

Steve Andrascik was a first round draft choice by the Detroit Red Wings in 1968 and now after four years in Detroit's and New York's farm systems, Andrascik is ready for a chance at the NHL. Last year with Providence an injury kept him out of most of the season. He scored 8 goals in 41 games, but is known more for his effective forechecking and body checks. Steve came to the Penguins in exchange for Sheldon Kannegiesser.

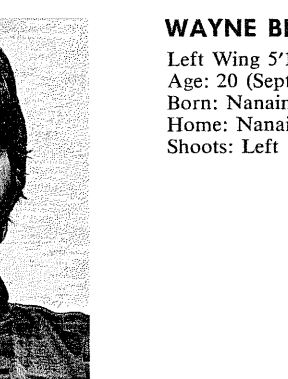
Season	Club	League	Regular Season					Playoffs				
			GP	G	A	TP	PIM	GP	G	A	TP	PIM
1969-70	Fort Worth	CHL	69	8	7	15	80	7	0	1	1	5
1970-71	Fort Worth	CHL	8	2	1	3	23	.....	.....	.....	.....	.....
	Omaha	CHL	65	23	14	37	81	11	2	0	2	24
1971-72	Providence	AHL	74	14	10	24	104	5	2	0	2	8
	N.Y. Rangers	NHL	.....	.....	.....	.....	.....	1	0	0	0	0
1972-73	Providence	AHL	41	8	9	17	44	4	0	3	3	9
	NHL Totals		0	0	0	0	0	1	0	0	0	0



**SYL APPS**

Center 6' 185 lbs.  
 Age: 26 (August 1, 1947)  
 Born: Toronto, Ontario  
 Home: Kingston, Ontario  
 Shoots: Right

Syl Apps came into his own as one of the young super stars of the NHL last year with a record breaking performance. Teaming with Al McDonough and Lowell MacDonald, the trio became the highest scoring line in Penguin history with 98 goals and 236 points. Apps set club records with 56 assists and 85 points, as well as 29 goals by a center. A record high 6-point night (3 goals and 3 assists) on December 13 against the New York Islanders helped earn him a berth on the All Star team. An elbow injury kept him out of the classic and only one other game. He has already become Pittsburgh's fourth highest all-time point scorer with 169 points and holds many of the club's individual scoring marks. He also shares the NHL record of 4 assists in one period. The past two years he has received the Natural Gas Companies' Award for being the team's leading scorer. This past season, the son of Hall of Famer Syl Apps, signed a five-year contract with the Penguins, termed as one of the largest ever given to a Pittsburgh athlete in professional sports.




**WAYNE BIANCHIN**

Left Wing 5'10" 180 lbs.  
 Age: 20 (September 6, 1953)  
 Born: Nanaimo, British Columbia  
 Home: Nanaimo, British Columbia  
 Shoots: Left

Wayne Bianchin is one of the keys to the 1973-74 season. His ability to play in the NHL could solve a big problem on left wing. Wayne scored 60 goals last year with the Flin Flon Bombers of the Western Canada Hockey League. His 114 points ranked him sixth in the league, right behind his teammate Blaine Stoughton. Bianchin rates as one of the best two-way players to come out of junior hockey, an attribute that is hard to find in high scoring forwards.

Season	Club	League	Regular Season					Playoffs				
			GP	G	A	TP	PIM	GP	G	A	TP	PIM
1968-69	Buffalo	ALH	2	1	2	3	4	.....	.....	.....	.....	.....
1969-70	Omaha	CHL	68	16	38	54	43	12	10	9	19	4
	Buffalo	AHL	.....	.....	.....	.....	.....	7	2	3	5	6
1970-71	New York	NHL	31	1	2	3	11	.....	.....	.....	.....	.....
	Omaha	CHL	11	0	5	5	4	.....	.....	.....	.....	.....
	Pittsburgh	NHL	31	9	16	25	19	.....	.....	.....	.....	.....
1971-72	Pittsburgh	NHL	72	15	44	59	78	4	1	0	1	2
1972-73	Pittsburgh	NHL	77	29	56	85	18	.....	.....	.....	.....	.....
	<b>NHL Totals</b>		<b>211</b>	<b>54</b>	<b>118</b>	<b>172</b>	<b>126</b>	<b>4</b>	<b>1</b>	<b>0</b>	<b>1</b>	<b>2</b>
	<b>Pgh. Totals</b>		<b>180</b>	<b>53</b>	<b>116</b>	<b>168</b>	<b>115</b>	<b>4</b>	<b>1</b>	<b>0</b>	<b>1</b>	<b>2</b>





**LARRY BIGNELL**

Defense 5'11" 185 lbs.  
 Age: 23 (January 7, 1950)  
 Born: Edmonton, Alta.  
 Home: Edmonton, Alta.  
 Shoots: Left

Good defensemen aren't made overnight and such is the case with Larry Bignell who continues to improve offensively and defensively every year he spends in the Penguin organization. Last year Bignell stayed with the Penguins until the final cut and his presence will be felt this year since he plays a very aggressive brand of defense. The 23-year old backliner was a third round draft pick in the 1970 Amateur Draft. Injuries have hampered Larry's career the past two seasons as he suffered from Mononucleosis and a broken hand.

Season	Club	League	Regular Season					Playoffs				
			GP	G	A	TP	PIM	GP	G	A	TP	PIM
1970-71	Amarillo	CHL	63	3	16	19	64	....	....	....	....	....
1971-72	Hershey	AHL	58	4	10	14	59	3	0	0	0	4
1972-73	Hershey	AHL	65	6	15	21	94	7	1	1	2	16




**ANDY BROWN**

Goaltender 6' 185 lbs.  
 Age: 29 (February 15, 1944)  
 Born: Hamilton, Ontario  
 Home: Hamilton, Ontario  
 Shoots: Right

If Andy Brown can adjust to a face mask and get a chance to play on a regular basis, the Penguins could come up with strength in goal. Brown joined the Penguins last February after playing in Fort Worth (CHL) and with the Detroit Red Wings. He played in 9 games and had a 4.73 average. His finest game came on March 14 when he beat the Kings 3-2 in Los Angeles and made 45 saves. Brown is the son of former NHL forward Adam Brown. In the off-season he races stock cars.

Season	Club	League	Regular Season					Playoffs				
			GP	MIN	GA	SO	AVG	GP	MIN	GA	SO	AVG
1965-66	Baltimore	AHL	1	14	3	0	12.86	....	....	....	....	....
1966-68	Out of Professional Hockey											
1968-69	Baltimore	AHL	41	2211	134	2	3.64	....	....	....	....	....
1969-70	Baltimore	AHL	40	2082	125	1	3.60	....	....	....	....	....
1970-71	Baltimore	AHL	50	2954	141	4	2.86	6	360	18	0	3.00
1971-72	Fort Worth	CHL	16	960	52	0	3.25	....	....	....	....	....
	Tidewater	AHL	23	1278	86	0	4.04	....	....	....	....	....
	Detroit	NHL	10	560	37	0	3.96	....	....	....	....	....
1972-73	Detroit	NHL	7	337	20	0	3.56	....	....	....	....	....
	Fort Worth	CHL	22	1300	86	2	3.97	....	....	....	....	....
	Pittsburgh	NHL	9	520	41	0	4.73	....	....	....	....	....
	<b>NHL Totals</b>		<b>26</b>	<b>1417</b>	<b>98</b>	<b>0</b>	<b>4.15</b>	....	....	....	....	....
	<b>Pgh. Totals</b>		<b>9</b>	<b>520</b>	<b>41</b>	<b>0</b>	<b>4.73</b>	....	....	....	....	....




**ROBIN BURNS**

Left Wing 6'0" 195 lbs.  
 Age: 27 (August 27, 1946)  
 Born: Montreal, Quebec  
 Home: Montreal, Quebec  
 Shoots: Left

Robin Burns has always been a good minor league goal scorer, but through 41 games in the NHL, Robin has come up empty-handed. Last year, Robin split the season between Hershey and Pittsburgh where he scored 22 goals in 39 games with the Bears and was one of the top scorers when he was called up for utility duty with the big club. The 27-year old winger came to Pittsburgh from Montreal in 1970.

Season	Club	League	Regular Season					Playoffs				
			GP	G	A	TP	PIM	GP	G	A	TP	PIM
1967-68	Houston	CPHL	65	21	25	46	61	.....	.....	.....	.....	.....
1968-69	Houston	CHL	61	12	18	30	63	3	0	0	0	0
1969-70	Mtl. Voy.	AHL	62	13	7	20	33	8	0	1	1	0
1970-71	Amarillo	CHL	46	16	24	40	49	.....	.....	.....	.....	.....
	Pittsburgh	NHL	10	0	3	3	4	.....	.....	.....	.....	.....
1971-72	Pittsburgh	NHL	5	0	0	0	8	.....	.....	.....	.....	.....
	Hershey	AHL	65	18	15	33	58	4	1	1	2	10
1972-73	Hershey	AHL	39	22	25	47	51	.....	.....	.....	.....	.....
	Pittsburgh	NHL	26	0	2	2	20	.....	.....	.....	.....	.....
	<b>NHL Totals</b>		<b>41</b>	<b>0</b>	<b>5</b>	<b>5</b>	<b>32</b>	.....	.....	.....	.....	.....
	<b>Pgh. Totals</b>		<b>41</b>	<b>0</b>	<b>5</b>	<b>5</b>	<b>32</b>	.....	.....	.....	.....	.....




**DAVE BURROWS**

Defense 6'1" 185 lbs.  
 Age: 24 (January 11, 1949)  
 Born: Toronto, Ontario  
 Home: Parry Sound, Ontario  
 Shoots: Left

It's not often that a defenseman is recognized as a team's most valuable player, but that honor was bestowed on Dave Burrows last year by Pittsburgh fans for his steady play. The 24-year old defenseman rates as one of the best in the league despite being snubbed for the All Star game the past season. Burrows has missed only one game since coming to the Pens two years ago from Chicago in the Intra-League Draft. He was the 1971-72 Penguin Rookie of the Year and recently signed a multi-year contract for the next three seasons. This past season, Dave picked up 27 points as he became more offensive-minded. There is no question that Burrows is "Mr. Defense" on the Penguins.

Season	Club	League	Regular Season					Playoffs				
			GP	G	A	TP	PIM	GP	G	A	TP	PIM
1969-70	Dallas	CHL	69	4	9	13	45	.....	.....	.....	.....	.....
	Portland	WHL	.....	.....	.....	.....	.....	.....	.....	.....	.....	.....
1970-71	Dallas	CHL	67	1	11	12	49	10	0	2	2	4
1971-72	Pittsburgh	NHL	77	2	10	12	48	4	0	0	0	4
1972-73	Pittsburgh	NHL	78	3	24	27	42	.....	.....	.....	.....	.....
	<b>NHL Totals</b>		<b>155</b>	<b>5</b>	<b>34</b>	<b>39</b>	<b>90</b>	<b>4</b>	<b>0</b>	<b>0</b>	<b>0</b>	<b>4</b>
	<b>Pgh. Totals</b>		<b>155</b>	<b>5</b>	<b>34</b>	<b>39</b>	<b>90</b>	<b>4</b>	<b>0</b>	<b>0</b>	<b>0</b>	<b>4</b>




**DARRYL EDESTRAND**

Defense 5'11" 185 lbs.  
 Age: 27 (November 6, 1945)  
 Born: Strathroy, Ontario  
 Home: London, Ontario  
 Shoots: Left

Darryl Edestrand's strong skating ability may find him playing two positions this year. Edestrand was slated for left wing when training camp began and the 27-year old veteran could play his regular position at defense if needed. Last year Edestrand set club records with 15 goals and 39 points by a defenseman. Edestrand scored a pair of winning goals last year, both of them coming in the final minutes of play to break tie-scores against Chicago and Vancouver. Darryl was purchased from Hershey in 1971 and has missed only one game in the past two seasons.

Season	Club	League	Regular Season					Playoffs				
			GP	G	A	TP	PIM	GP	G	A	TP	PIM
1965-66	Rochester	AHL	17	1	2	3	10	4	1	0	1	2
1966-67	Rochester	AHL	7	0	1	1	4	.....	.....	.....	.....	.....
1967-68	St. Louis	NHL	12	0	0	0	2	.....	.....	.....	.....	.....
	Kansas City	CPHL	53	2	32	34	84	7	0	3	3	4
1968-69	Quebec	AHL	74	7	23	30	108	15	1	5	6	23
1969-70	Philadelphia	NHL	2	0	0	0	6	.....	.....	.....	.....	.....
	Quebec	AHL	71	10	30	40	106	6	0	1	1	8
1970-71	Hershey	AHL	72	6	30	36	109	4	0	0	0	2
1971-72	Pittsburgh	NHL	77	10	23	33	52	4	0	2	2	0
1972-73	Pittsburgh	NHL	78	15	24	39	88	.....	.....	.....	.....	.....
	<b>NHL Totals</b>		<b>169</b>	<b>25</b>	<b>47</b>	<b>72</b>	<b>148</b>	<b>4</b>	<b>0</b>	<b>2</b>	<b>2</b>	<b>0</b>
	<b>Pgh. Totals</b>		<b>155</b>	<b>25</b>	<b>47</b>	<b>72</b>	<b>140</b>	<b>4</b>	<b>0</b>	<b>2</b>	<b>2</b>	<b>0</b>




**NICK HARBARUK**

Right Wing 6'0" 195 lbs.  
 Age: 30 (August 16, 1943)  
 Born: Drohiczyn, Poland  
 Home: Toronto, Ontario  
 Shoots: Right

One of the strongest players in the NHL today is Nick Harbaruk, who has played in 290 consecutive regular season games for the Pens. Nick has not been out of the lineup since January 3, 1970 and is one of only eight players who has played in over the past three seasons without missing a game in the NHL. Nick scored two shorthanded goals last year and helped set up two others as the team set a record of 11 shorthanded goals. A native of Poland, Nick ranks as one of the best defensive forwards in the league and has managed to score at least 10 goals in each of the past three seasons. Last year he became the 11th player in Pittsburgh history to score 100 career points.

Season	Club	League	Regular Season					Playoffs				
			GP	G	A	TP	PIM	GP	G	A	TP	PIM
1961-62	Pittsburgh	AHL	1	0	0	0	0	.....	.....	.....	.....	.....
1962-64	Out of Professional	Hockey	.....	.....	.....	.....	.....	.....	.....	.....	.....	.....
1964-65	Rochester	AHL	2	0	0	0	0	.....	.....	.....	.....	.....
	Tulsa	CHL	67	27	43	70	65	12	5	8	13	25
1965-66	Tulsa	CHL	70	20	46	66	97	11	1	4	5	10
1966-67	Tulsa	CHL	70	14	26	40	84	.....	.....	.....	.....	.....
1967-68	Tulsa	CHL	54	20	30	50	96	11	1	6	7	14
1968-69	Vancouver	WHL	3	1	1	2	2	.....	.....	.....	.....	.....
	Tulsa	CHL	69	26	19	45	89	7	2	5	7	18
1969-70	Pittsburgh	NHL	74	5	17	22	56	10	3	0	3	20
1970-71	Pittsburgh	NHL	78	13	12	25	108	.....	.....	.....	.....	.....
1971-72	Pittsburgh	NHL	78	12	17	29	46	4	0	1	1	0
1972-73	Pittsburgh	NHL	78	10	15	25	47	.....	.....	.....	.....	.....
	<b>NHL Totals</b>		<b>308</b>	<b>40</b>	<b>61</b>	<b>101</b>	<b>257</b>	<b>14</b>	<b>3</b>	<b>1</b>	<b>4</b>	<b>20</b>
	<b>Pgh. Totals</b>		<b>308</b>	<b>40</b>	<b>61</b>	<b>101</b>	<b>257</b>	<b>14</b>	<b>3</b>	<b>1</b>	<b>4</b>	<b>20</b>



**DENIS HERRON**

Goaltender 5'10" 165 lbs.  
 Age: 21 (June 18, 1952)  
 Born: Chambly, Quebec  
 Home: Chambly, Quebec  
 Shoots: Left

Denis Herron was one of the real surprises of the 1972-73 season. He started in training camp with an outstanding record that helped him become the first goalie in history to come right out of the Amateur Draft into the NHL. Herron also set a modern day record by shutting out the New York Islanders (5-0) and Vancouver (4-0) in his first two starts away from home in the NHL. Denis played in 18 games for Pittsburgh and turned in a 3.41 average. He played in 21 games in Hershey and recorded a 3.19 average. Denis figures largely in Pittsburgh's goaltending future.

Season	Club	League	Regular Season					Playoffs				
			GP	MIN	GA	SO	AVG	GP	MIN	GA	SO	AVG
1972-73	Pittsburgh	NHL	18	967	55	2	3.41	.....	.....	.....	.....	.....
	Hershey	AHL	21	1185	63	0	3.19	4	240	16	0	4.00
	<b>NHL Totals</b>		<b>18</b>	<b>967</b>	<b>55</b>	<b>2</b>	<b>3.41</b>	.....	.....	.....	.....	.....
	<b>Pgh. Totals</b>		<b>18</b>	<b>967</b>	<b>55</b>	<b>2</b>	<b>3.41</b>	.....	.....	.....	.....	.....




**BRYAN HEXTALL**

Center 5'11" 185 lbs.  
 Age: 32 (May 23, 1941)  
 Born: Winnipeg, Manitoba  
 Home: Brandon, Manitoba  
 Shoots: Left

Bryan Hextall has increased his goal output through four straight seasons with the Penguins. Last year, he checked in with a career high of 21 goals, 33 assists and 54 points. For the third straight year he also came in with over 100 penalty minutes. Bryan's father is a member of the Hockey Hall of Fame and his brother Dennis is a standout with Minnesota. Hextall is the third highest scorer in Penguin history and ranks second in penalty minutes. Bryan scored the first goal in what turned out to be an NHL record of five goals in 2:07 last year against St. Louis. He also holds the club record for scoring the fastest goal in a game after only 11 seconds of play against Boston. He was the team scoring leader in 1970-71.

Season	Club	League	Regular Season					Playoffs				
			GP	G	A	TP	PIM	GP	G	A	TP	PIM
1961-62	Kitch-W'trloo	EPHL	56	22	23	45	48	7	1	0	1	0
1962-63	NY Rangers	NHL	21	0	2	2	10	.....	.....	.....	.....	.....
	Baltimore	AHL	50	8	14	22	26	.....	.....	.....	.....	.....
1963-64	Baltimore	AHL	54	10	12	22	39	.....	.....	.....	.....	.....
1964-65	Baltimore	AHL	71	13	30	43	46	5	0	2	2	6
1965-66	Vancouver	WHL	41	8	20	28	37	7	3	1	4	23
1966-67	Vancouver	WHL	61	14	42	56	60	8	3	5	8	11
1967-68	Rochester	AHL	72	24	47	71	134	11	4	10	14	13
1968-69	Vancouver	WHL	70	22	56	78	104	8	4	7	11	22
1969-70	Pittsburgh	NHL	66	12	19	31	87	10	0	1	1	34
1970-71	Pittsburgh	NHL	76	16	32	48	133	.....	.....	.....	.....	.....
1971-72	Pittsburgh	NHL	78	20	24	44	126	4	0	2	2	9
1972-73	Pittsburgh	NHL	78	21	33	54	113	.....	.....	.....	.....	.....
	<b>NHL Totals</b>		<b>319</b>	<b>69</b>	<b>110</b>	<b>179</b>	<b>469</b>	<b>14</b>	<b>0</b>	<b>3</b>	<b>3</b>	<b>43</b>
	<b>Pgh. Totals</b>		<b>298</b>	<b>69</b>	<b>108</b>	<b>177</b>	<b>459</b>	<b>14</b>	<b>0</b>	<b>3</b>	<b>3</b>	<b>43</b>



**RON JONES**

Defense 6'2" 195 lbs.  
 Age: 22 (April 11, 1951)  
 Born: Vermillion, Alberta  
 Home: Hedley, British Columbia  
 Shoots: Left

Two years ago, Ron Jones was the number one draft choice of the Boston Bruins. With so much talent, the Bruins had to lose Jones to Pittsburgh in the Intra-League Draft this summer. The Bruins loss should be the Penguins gain, since another young defenseman, Dave Burrows was gained through the same procedure. Jones is a big strong defenseman who plays a steady game. He is versatile enough to play either side on defense.

Season	Club	League	Regular Season					Playoffs				
			GP	G	A	TP	PIM	GP	G	A	TP	PIM
1971-72	Boston	NHL	1	0	0	0	0	.....	.....	.....	.....	.....
1972-73	Boston	AHL	74	6	11	17	36	9	0	0	0	7
	Boston	NHL	7	0	0	0	0	.....	.....	.....	.....	.....
	Boston	AHL	55	3	25	28	34	5	0	1	1	2
	<b>NHL Totals</b>		<b>8</b>	<b>0</b>	<b>0</b>	<b>0</b>	<b>0</b>	.....	.....	.....	.....	.....




**JEAN-GUY LAGACE**

Defense 5'10" 180 lbs.  
 Age: 28 (February 5, 1945)  
 Born: L'Abord A'Plouffe, Quebec  
 Home: Laval des Rapides, Quebec  
 Shoots: Right

Sometimes it takes a couple of years for a defenseman to crack the big time and that is the case with Jean Guy Lagace. Jean Guy broke in with the Penguins in 1968-69 and was later traded to Buffalo in 1970 and traded back to Pittsburgh in 1971. He started this past season with Hershey where he was their top defenseman, scoring 7 goals and 21 points in 37 games. His hard-hitting style of play earned him a shot with Pittsburgh where he played 31 games. The 28-year old backliner is expected to see regular action with Pittsburgh this year.


Season	Club	League	Regular Season					Playoffs				
			GP	G	A	TP	PIM	GP	G	A	TP	PIM
1968-69	Pittsburgh	NHL	17	0	1	1	14	.....	.....	.....	.....	.....
	Amarillo	CHL	49	9	19	28	96	.....	.....	.....	.....	.....
1969-70	Baltimore	AHL	68	7	21	28	138	4	1	2	3	2
1970-71	Buffalo	NHL	3	0	0	0	2	.....	.....	.....	.....	.....
	S. L. City	WHL	39	2	13	15	83	.....	.....	.....	.....	.....
	Amarillo	CHL	19	1	15	16	61	.....	.....	.....	.....	.....
1971-72	Hershey	AHL	61	11	30	41	117	4	0	0	0	8
1972-73	Hershey	AHL	37	7	14	21	54	.....	.....	.....	.....	.....
	Pittsburgh	NHL	31	1	5	6	32	.....	.....	.....	.....	.....
	<b>NHL Totals</b>		<b>51</b>	<b>1</b>	<b>6</b>	<b>7</b>	<b>48</b>	.....	.....	.....	.....	.....
	<b>Pgh. Totals</b>		<b>48</b>	<b>1</b>	<b>6</b>	<b>7</b>	<b>46</b>	.....	.....	.....	.....	.....



**RON LALONDE**

Center 5'10" 175 lbs.  
 Age: 20 (October 30, 1952)  
 Born: Toronto, Ontario  
 Home: Scarborough, Ontario  
 Shoots: Left

Hustle and determination are two key ingredients in Ron Lalonde's style of play and they could earn him a spot with Pittsburgh this year. Lalonde was drafted fourth in the 1972 Amateur Draft by Pittsburgh after a brilliant career as captain of Peterborough in the OHA. Ron started last year with the Penguins and appeared in 11 games. He scored 16 goals and 42 points in 60 games with Hershey.




**BERNIE LUKOWICH**

Right Wing 6'1" 195 lbs.  
 Age: 21 (March 18, 1952)  
 Born: N. Battleford, Saskatchewan  
 Home: Saskatoon, Saskatchewan  
 Shoots: Right

Bernie Lukowich is a big strong youngster now in his second season in the Penguin organization. He is a very quiet person but does all of his talking on the ice where he scored 22 goals and 23 assists last year at Hershey. He played with Greg Polis in the WCHL and rates as a hard-nosed player who digs well in the corner.

Season	Club	League	Regular Season					Playoffs				
			GP	G	A	TP	PIM	GP	G	A	TP	PIM
1972-73	Pittsburgh	NHL	11	0	0	0	2	.....	.....	.....	.....	.....
	Hershey	AHL	60	16	26	42	34	7	1	1	2	0
	<b>NHL Totals</b>		<b>11</b>	<b>0</b>	<b>0</b>	<b>0</b>	<b>2</b>	.....	.....	.....	.....	.....
	<b>Pgh. Totals</b>		<b>11</b>	<b>0</b>	<b>0</b>	<b>0</b>	<b>2</b>	.....	.....	.....	.....	.....

Season	Club	League	Regular Season					Playoffs				
			GP	G	A	TP	PIM	GP	G	A	TP	PIM
1972-73	Hershey	AHL	69	22	23	45	64	7	0	2	2	26




### JACK LYNCH

Defense 6'2" 190 lbs.  
 Age: 21 (May 25, 1952)  
 Born: Toronto, Ontario  
 Home: St. Catharines, Ontario  
 Shoots: Right

When Jack Lynch learns the fine art of defense, the Penguins will have one of the best two-way players in the game. Just 21-years old, Lynch was the Pens top draft pick in 1972 and played 47 games with Pittsburgh. Lynch averaged almost a point a game while playing for Hershey and learned plenty of defense from Hershey Coach Frank Mathers. Lynch is one of the best puck handlers in the system and should see plenty of action this coming season.

1972-73	Pittsburgh	NHL	47	1	18	19	40	.....	.....	.....	.....
	Hershey	AHL	26	4	17	21	26	7	0	1	28
	<b>NHL Totals</b>		<b>47</b>	<b>1</b>	<b>18</b>	<b>19</b>	<b>40</b>	.....	.....	.....	.....
	<b>Pgh. Totals</b>		<b>47</b>	<b>1</b>	<b>18</b>	<b>19</b>	<b>40</b>	.....	.....	.....	.....




### LOWELL MACDONALD

Left Wing 5'11" 185 lbs.  
 Age 32 (August 30, 1941)  
 Born: New Glasgow, Nova Scotia  
 Home: Thornburn, Nova Scotia  
 Shoots: Right

The comeback story of Lowell MacDonald doesn't even make a good fiction novel, since it is inconceivable that a player can come back from four knee operations to score 34 goals and win the Bill Masterton Memorial Award. MacDonald not only bounced back, but the 32-year old veteran became the brightest spot on last year's team. He finished with a record 34 goals, 41 assists and 75 points to set club records for a left wing. MacDonald, a right hand shot playing left wing finished the season with a defensive record of plus 41, the best mark turned in by a forward in the West Division and fourth best in the league. Besides winning the Masterton Trophy from the Professional Hockey Writer's Association, MacDonald won the Unsung Hero and Player's Player Awards in Pittsburgh. He also played in the 1973 All Star game in New York.

Season	Club	League	Regular Season					Playoffs				
			GP	G	A	TP	PIM	GP	G	A	TP	PIM
1961-62	Detroit	NHL	1	0	0	0	2	.....	.....	.....	.....	.....
1962-63	Detroit	NHL	26	2	1	3	8	1	0	0	0	2
	Pittsburgh	AHL	41	20	19	39	4	.....	.....	.....	.....	.....
1963-64	Detroit	NHL	10	1	4	5	0	.....	.....	.....	.....	.....
	Pittsburgh	AHL	59	31	29	60	6	5	3	1	4	2
1964-65	Pittsburgh	AHL	59	16	20	36	10	2	0	0	0	0
	Detroit	NHL	9	2	1	3	0	.....	.....	.....	.....	.....
1965-66	Rochester	AHL	1	0	0	0	0	.....	.....	.....	.....	.....
	Tulsa	CHL	57	33	25	58	4	11	5	4	9	0
1966-67	Tulsa	CHL	33	14	17	31	8	.....	.....	.....	.....	.....
1967-68	Los Angeles	NHL	74	21	24	45	12	7	3	4	7	2
1968-69	Springfield	AHL	9	6	9	15	0	.....	.....	.....	.....	.....
	Los Angeles	NHL	55	14	14	28	10	7	2	3	5	0
1969-70	Springfield	AHL	14	4	3	7	0	3	0	0	0	0
1970-71	Pittsburgh	NHL	10	0	1	1	0	.....	.....	.....	.....	.....
1971-72	Pittsburgh	NHL	Did Not Play					.....	.....	.....	.....	.....
1972-73	Pittsburgh	NHL	78	34	41	75	8	.....	.....	.....	.....	.....
	<b>NHL Totals</b>		<b>263</b>	<b>74</b>	<b>86</b>	<b>160</b>	<b>40</b>	<b>15</b>	<b>5</b>	<b>7</b>	<b>12</b>	<b>4</b>
	<b>Pgh. Totals</b>		<b>88</b>	<b>34</b>	<b>42</b>	<b>76</b>	<b>8</b>	.....	.....	.....	.....	.....




**AL McDONOUGH**

Right Wing 6'1" 175 lbs.  
 Age: 23 (June 6, 1950)  
 Born: Hamilton, Ontario  
 Home: St. Catharines, Ontario  
 Shoots: Right

Scouts knew that Al McDonough was a good goal-scorer, and last year he proved it in Pittsburgh with a record setting 35 goals to win the W.P.N.B. Goal Scoring Award. Only 23, McDonough still hasn't reached his potential. Known around the league as "The Mad Hatter" for his three hat tricks, McDonough became the first Penguin to score a hat trick on the road, and also three goals in one period. He finished in the top three in the defensive category and showed why he was a first round draft choice by Los Angeles in 1970. McDonough came to the Penguins in 1972 for Bob Woytowich and that trade has paid handsome dividends on the scoreboard. McDonough scored against every team in the league with the exception of the New York Rangers. He was especially tough on St. Louis (7 goals) and Atlanta (6 goals). He now holds the Pittsburgh record of 3 goals in 13:16.

Season	Club	League	Regular Season					Playoffs				
			GP	G	A	TP	PIM	GP	G	A	TP	PIM
1970-71	Los Angeles	NHL	6	2	1	3	0	.....	.....	.....	.....	.....
	Springfield	AHL	65	33	16	49	27	12	1	2	3	9
1971-72	Los Angeles	NHL	31	3	2	5	8	.....	.....	.....	.....	
	Pittsburgh	NHL	37	7	11	18	8	4	0	1	1	0
1972-73	Pittsburgh	NHL	78	35	41	76	26	.....	.....	.....	.....	
	<b>NHL Totals</b>		<b>152</b>	<b>47</b>	<b>55</b>	<b>102</b>	<b>42</b>	<b>4</b>	<b>0</b>	<b>1</b>	<b>1</b>	<b>0</b>
	<b>Pgh. Totals</b>		<b>115</b>	<b>42</b>	<b>52</b>	<b>94</b>	<b>34</b>	<b>4</b>	<b>0</b>	<b>1</b>	<b>1</b>	<b>0</b>




**HANK NOWAK**

Left Wing 6'1" 200 lbs.  
 Age: 22 (November 24, 1950)  
 Born: Oshawa, Ontario  
 Home: Oshawa, Ontario  
 Shoots: Left

Hank Nowak was purchased from Hershey this past year and with his size and style of play, could be a factor in giving the Penguins some more strength up front. Nowak scored 25 goals with the Bears last season despite missing a couple of weeks with a broken hand suffered in a fight. At six-feet, one inch and 200 pounds, the 22-year old winger is one of the biggest players in the system. He was drafted by Philadelphia in the 1970 Amateur Draft and went to Hershey in the 1972 Reverse Draft.

Season	Club	League	Regular Season					Playoffs				
			GP	G	A	TP	PIM	GP	G	A	TP	PIM
1970-71	Quebec	AHL	49	2	7	9	26	1	0	0	0	0
1971-72	Richmond	AHL	62	2	3	5	8	.....	.....	.....	.....	
1972-73	Hershey	AHL	66	25	22	47	77	7	1	2	3	8






**GREG POLIS**

Left Wing 6' 195 lbs.  
 Age 23 (August 8, 1950)  
 Born: Westlock, Alberta  
 Home: Westlock, Alberta  
 Shoots: Left

You don't have to ask Greg Polis what January 30, 1973 means to him. Besides becoming a father for the first time, the day before, Greg came to New York's Madison Square Garden for his third All Star appearance and scored two goals to win the award and a new car as the Most Valuable Player in the All Star game. Polis came to the Penguins as a first round draft choice in 1970's Amateur Draft and won the Michel Briere Memorial Trophy as the team's top rookie. The following year he co-set the club record with 30 goals, but tailed off last year with 26. He is now the fourth highest goal scorer in Penguin history and ranks seventh in points scored. He led the team for the second year in a row in power play goals with 8.

Season	Club	League	Regular Season					Playoffs				
			GP	G	A	TP	PIM	GP	G	A	TP	PIM
1970-71	Pittsburgh	NHL	61	18	15	33	40	.....	.....	.....	.....	.....
1971-72	Pittsburgh	NHL	76	30	19	49	38	4	0	2	2	0
1972-73	Pittsburgh	NHL	78	26	23	49	36	.....	.....	.....	.....	.....
	<b>NHL Totals</b>		<b>215</b>	<b>74</b>	<b>57</b>	<b>131</b>	<b>114</b>	<b>4</b>	<b>0</b>	<b>2</b>	<b>2</b>	<b>0</b>
	<b>Pgh. Totals</b>		<b>215</b>	<b>74</b>	<b>57</b>	<b>131</b>	<b>114</b>	<b>4</b>	<b>0</b>	<b>2</b>	<b>2</b>	<b>0</b>




**JEAN PRONOVOST**

Right Wing 5'11" 180 lbs.  
 Age: 27 (December 18, 1945)  
 Born: Shawinigan Falls, Quebec  
 Home: Beauharnois, Quebec  
 Shoots: Right

Jean Pronovost has inherited the title of the "oldest Penguin" in terms of tenure. The popular right wing starts his sixth full season with the Pens after coming from Boston in 1968. "Pronie" has hit the 20-goal mark four consecutive years and was the first Penguin to hit the 30-goal plateau in 1971-72. He has won the MVP and Player's Player award and should take over as the all-time scoring leader this season. His 108 lifetime goals already give him top ranking in that category. He has had a five-point game and has scored a goal in seven consecutive games in 1971-72. He recently signed a multi-year contract with the Penguins and should continue his steady goal scoring for several years.

Season	Club	League	Regular Season					Playoffs				
			GP	G	A	TP	PIM	GP	G	A	TP	PIM
1966-67	Okla. City	CHL	68	21	24	45	81	11	5	2	7	12
1967-68	Okla. City	CHL	49	25	25	50	41	7	3	4	7	6
1968-69	Pittsburgh	NHL	76	16	25	41	14	.....	.....	.....	.....	.....
1969-70	Pittsburgh	NHL	72	20	21	41	45	10	3	4	7	2
1970-71	Pittsburgh	NHL	78	21	24	45	35	.....	.....	.....	.....	.....
1971-72	Pittsburgh	NHL	68	30	23	53	12	4	1	1	2	0
1972-73	Pittsburgh	NHL	66	21	22	43	16	.....	.....	.....	.....	.....
	<b>NHL Totals</b>		<b>360</b>	<b>108</b>	<b>115</b>	<b>223</b>	<b>149</b>	<b>14</b>	<b>4</b>	<b>5</b>	<b>9</b>	<b>2</b>
	<b>Pgh. Totals</b>		<b>360</b>	<b>108</b>	<b>115</b>	<b>223</b>	<b>149</b>	<b>14</b>	<b>4</b>	<b>5</b>	<b>9</b>	<b>2</b>




### DUANE RUPP

Defense 6'1" 195 lbs.  
 Age: 35 (March 29, 1938)  
 Born: Macnutt, Saskatchewan  
 Home: Pittsburgh, Pa.  
 Shoots: Left

Duane Rupp at age 35 is the oldest player the Penguins have on the roster, but his experience should help the young defensemen again this year. Duane broke into the NHL in 1967 with Toronto. He went to Minnesota in 1968 and came to the Pens in 1969. He holds the club record for assists by a defenseman (28) and is the only Penguin backliner in history to score a hat trick. He resides in Pittsburgh year round and has a chain of sporting good stores.

Season	Club	League	Regular Season					Playoffs				
			GP	G	A	TP	PIM	GP	G	A	TP	PIM
1960-61	Kitch-W'rlloo	EPHL	69	10	14	24	26	7	1	1	2	6
1961-62	Springfield	AHL	27	7	9	16	10	.....	.....	.....	.....	.....
	Vancouver	WHL	35	3	13	16	14	.....	.....	.....	.....	.....
1962-63	NY Rangers	NHL	2	0	0	0	0	.....	.....	.....	.....	.....
	Baltimore	AHL	71	4	17	21	42	3	0	2	2	11
1963-64	Balt-Roch	AHL	76	3	13	16	81	2	0	1	1	0
1964-65	Toronto	NHL	2	0	0	0	0	.....	.....	.....	.....	.....
	Rochester	AHL	71	4	30	34	50	10	1	7	8	18
1965-66	Rochester	AHL	70	7	34	41	86	12	0	8	8	30
	Toronto	NHL	2	0	1	1	0	.....	.....	.....	.....	.....
1966-67	Rochester	AHL	59	7	35	42	84	13	0	5	5	13
	Toronto	NHL	3	0	0	0	0	.....	.....	.....	.....	.....
1967-68	Toronto	NHL	71	1	8	9	42	.....	.....	.....	.....	.....
1968-69	Minnesota	NHL	29	2	1	3	8	.....	.....	.....	.....	.....
	Cleveland	AHL	13	3	6	9	38	.....	.....	.....	.....	.....
	Pittsburgh	NHL	30	3	10	13	24	.....	.....	.....	.....	.....
1969-70	Pittsburgh	NHL	64	2	14	16	18	6	2	2	4	2
1970-71	Pittsburgh	NHL	59	5	28	33	34	.....	.....	.....	.....	.....
1971-72	Hershey	AHL	38	2	21	23	36	.....	.....	.....	.....	.....
	Pittsburgh	NHL	34	4	18	22	32	4	0	0	0	6
1972-73	Pittsburgh	NHL	78	7	13	20	62	.....	.....	.....	.....	.....
	<b>NHL Totals</b>		<b>374</b>	<b>24</b>	<b>93</b>	<b>117</b>	<b>220</b>	<b>10</b>	<b>2</b>	<b>2</b>	<b>4</b>	<b>8</b>
	<b>Pgh. Totals</b>		<b>265</b>	<b>21</b>	<b>83</b>	<b>104</b>	<b>170</b>	<b>10</b>	<b>2</b>	<b>2</b>	<b>4</b>	<b>8</b>




### JIM RUTHERFORD

Goaltender 5'8" 165 lbs.  
 Age: 24 (February 17, 1949)  
 Born: Beeton, Ontario  
 Home: Beeton, Ontario  
 Shoots: Left

Jimmy Rutherford is not the most imposing figure on the ice, but opposing teams think he is a brick wall most of the time when he puts on the goalie equipment. Jimmy begins his third season as the man in the nets. Last year he turned in a 2.91 goals against average before being injured March 10 against the Rangers. His loss was felt severely by the Pens in the stretch run. Rutherford tied a club record by winning 20 games over the season. His 16 wins in the Civic Arena set a new mark. He also set new marks by going 16 regular season games without a loss at home and winning 13 straight over two years. He led the team in shutouts with 3; January 20, 3-0 vs Boston; February 20, 4-0 at New York Islanders; and February 24, 2-0 vs Chicago. The shutout against Chicago stopped two NHL scoring streaks of the Black Hawks, the longest being 263 games.


Season	Club	League	Regular Season					Playoffs				
			GP	MIN	GA	SO	AVG	GP	MIN	GA	SO	AVG
1969-70	Fort Worth	CHL	35	2060	92	1	2.68	4	244	12	0	3.00
1970-71	Fort Worth	CHL	3	180	11	0	3.66	.....	.....	.....	.....	.....
	Detroit	NHL	29	1498	94	1	3.76	.....	.....	.....	.....	.....
1971-72	Hershey	AHL	3	180	7	0	2.33	.....	.....	.....	.....	.....
	Pittsburgh	NHL	40	2160	116	1	3.22	4	240	14	0	3.50
1972-73	Pittsburgh	NHL	49	2660	129	3	2.91	.....	.....	.....	.....	.....
	<b>NHL Totals</b>		<b>118</b>	<b>6318</b>	<b>339</b>	<b>5</b>	<b>3.22</b>	<b>4</b>	<b>240</b>	<b>14</b>	<b>0</b>	<b>3.50</b>
	<b>Pgh. Totals</b>		<b>89</b>	<b>4820</b>	<b>245</b>	<b>4</b>	<b>3.05</b>	<b>4</b>	<b>240</b>	<b>14</b>	<b>0</b>	<b>3.50</b>



### RON SCHOCK

Center 5'11" 180 lbs.  
 Age 29 (December 19, 1943)  
 Born: Chappleau, Ontario  
 Home: Niagara Falls, Ontario  
 Shoots: Left

Ron Schock will once again be counted upon heavily for his on-ice leadership and overall hustle. Schock, now in his fifth season checked in with a career high 49 points last year on 13 goals and 36 assists. Of the 11 shorthanded goals scored by the Pens, Schock was on the ice for 8 of them, including a club record 3 goals and 4 assists. He has scored 8 lifetime shorthanded goals for the Penguins and now ranks as the team's fifth highest scorer with 164 points. Ron previously played with Boston and St. Louis before coming to Pittsburgh in 1969.



### BLAINE STOUGHTON

Right Wing 5'10" 185 lbs.  
 Age: 20 (March 13, 1953)  
 Born: Gilbert Plaines, Manitoba  
 Home: Flin Flon, Manitoba  
 Shoots: Right

Penguin scouts and officials were very happy to see Blaine Stoughton available in the first round of the Amateur Draft this year. The 20-year old right wing scored 58 goals and 60 assists for 118 points with the Flin Flon Bombers of the Western Canada Hockey League last year. He finished as the fifth highest scorer in the league this year after being third last year with 60 goals and 66 assists for 126 points. He has the size and strength and toughness to develop into a top notch forward. He could become Pittsburgh's first bona-fide candidate for the Calder Trophy as rookie of the year.

Season	Club	League	Regular Season					Playoffs				
			GP	G	A	TP	PIM	GP	G	A	TP	PIM
1962-63	Kingston	EPHL	1	0	1	1	0	.....	.....	.....	.....	.....
1963-64	Minneapolis	CHL	.....	.....	.....	.....	.....	2	0	3	3	0
	Boston	NHL	5	1	2	3	0	.....	.....	.....	.....	.....
1964-65	Boston	NHL	33	4	7	11	14	.....	.....	.....	.....	.....
1965-66	Boston	NHL	24	2	2	4	6	.....	.....	.....	.....	.....
	San Francisco	WHL	43	11	21	32	28	7	1	5	6	6
1966-67	Boston	NHL	66	10	20	30	8	.....	.....	.....	.....	.....
1967-68	St. Louis	NHL	55	9	9	18	17	12	1	2	3	0
	Kansas City	CHL	10	2	8	10	2	.....	.....	.....	.....	.....
1968-69	St. Louis	NHL	67	12	27	39	14	12	1	2	3	6
1969-70	Pittsburgh	NHL	76	8	21	29	40	10	1	6	7	7
1970-71	Pittsburgh	NHL	71	14	26	40	20	.....	.....	.....	.....	.....
1971-72	Pittsburgh	NHL	77	17	29	46	22	4	1	0	1	6
1972-73	Pittsburgh	NHL	78	13	36	49	23	.....	.....	.....	.....	.....
	<b>NHL Totals</b>		<b>552</b>	<b>90</b>	<b>179</b>	<b>269</b>	<b>164</b>	<b>38</b>	<b>4</b>	<b>10</b>	<b>14</b>	<b>19</b>
	<b>Pgh. Totals</b>		<b>302</b>	<b>52</b>	<b>112</b>	<b>164</b>	<b>105</b>	<b>14</b>	<b>2</b>	<b>6</b>	<b>8</b>	<b>13</b>




**BRYAN WATSON**

Defense 5'10" 175 lbs.  
 Age: 30 (November 14, 1942)  
 Born: Bancroft, Ontario  
 Home: Bancroft, Ontario  
 Shoots: Right

When you talk about tough players in the NHL, Bryan Watson rates among the best, and if it was based on a pound-for-pound basis, Watson would be the best. After kicking around the Montreal and Detroit systems as a shadow, plus a year in Oakland, "Bugsy" found a home in Pittsburgh with his aggressive style of play. Needless to say he is Pittsburgh's all-time penalty leader and led the NHL with 212 minutes in 1971-72. Watson had his best year defensively, finishing with a large plus figure. Now 30 years old, Watson will continue as the club's policeman, while polishing up on his defensive abilities which become stronger every year.

Season	Club	League	Regular Season					Playoffs				
			GP	G	A	TP	PIM	GP	G	A	TP	PIM
1962-63	Hull-Ottawa	EPHL	.....	.....	.....	.....	.....	3	1	1	2	0
1963-64	Omaha	CHL	9	1	1	2	12	.....	.....	.....	.....	.....
	Mtl. Can.	NHL	39	0	2	2	18	6	0	0	0	2
1964-65	Quebec	AHL	64	1	16	17	186	5	0	0	0	35
	Mtl. Can.	NHL	5	0	1	1	7	.....	.....	.....	.....	.....
1965-66	Detroit	NHL	70	2	7	9	133	12	2	0	2	30
1966-67	Memphis	CHL	16	1	3	4	76	.....	.....	.....	.....	.....
	Detroit	NHL	48	0	1	1	66	.....	.....	.....	.....	.....
1967-68	Mtl. Can.	NHL	12	0	1	1	9	.....	.....	.....	.....	.....
	Cleveland	AHL	12	2	4	6	22	.....	.....	.....	.....	.....
	Houston	CHL	50	2	37	39	293	.....	.....	.....	.....	.....
1968-69	Oakland	NHL	50	2	3	5	97	.....	.....	.....	.....	.....
	Pittsburgh	NHL	18	0	4	4	35	.....	.....	.....	.....	.....
1969-70	Baltimore	AHL	5	1	2	3	8	.....	.....	.....	.....	.....
1969-70	Pittsburgh	NHL	61	1	9	10	189	10	0	0	0	17
1970-71	Pittsburgh	NHL	43	2	6	8	119	.....	.....	.....	.....	.....
1971-72	Pittsburgh	NHL	75	3	17	20	212	4	0	0	0	21
1972-73	Pittsburgh	NHL	69	1	17	18	179	.....	.....	.....	.....	.....
	<b>NHL Totals</b>		<b>490</b>	<b>11</b>	<b>68</b>	<b>79</b>	<b>1064</b>	<b>32</b>	<b>2</b>	<b>0</b>	<b>2</b>	<b>70</b>
	<b>Pgh. Totals</b>		<b>265</b>	<b>7</b>	<b>53</b>	<b>60</b>	<b>734</b>	<b>14</b>	<b>0</b>	<b>0</b>	<b>0</b>	<b>38</b>




**JIM WILEY**

Center 6'2" 205 lbs.  
 Age: 23 (April 28, 1950)  
 Born: Sault Ste. Marie, Ontario  
 Home: Sault Ste. Marie, Ontario  
 Shoots: Left

Jim Wiley played one week in Pittsburgh last year and was so impressive with his size and potential, fans began comparing him with Phil Esposito. That may be a bit too much, too soon, but Wiley fills the bill at 6-2, 205 pounds. He scored 30 goals and 75 points at Hershey last year and was one of three players recognized as rookie of the year by the AHL coaches. He was an All American at Lake Superior College before turning pro last year. Wiley could land a spot with Pittsburgh with his size and scoring ability.

Season	Club	League	Regular Season					Playoffs				
			GP	G	A	TP	PIM	GP	G	A	TP	PIM
1972-73	Pittsburgh	NHL	4	0	1	1	0	.....	.....	.....	.....	.....
	Hershey	AHL	71	30	45	75	30	7	1	1	2	6
	<b>NHL Totals</b>		<b>4</b>	<b>0</b>	<b>1</b>	<b>1</b>	<b>0</b>	.....	.....	.....	.....	.....
	<b>Pgh. Totals</b>		<b>4</b>	<b>0</b>	<b>1</b>	<b>1</b>	<b>0</b>	.....	.....	.....	.....	.....



**JEFF ABLETT**

Left Wing 5'9" 180 lbs.  
 Age: 21 (May 2, 1952)  
 Born: Medicine Hat, Alberta  
 Home: Ponoka, Alberta  
 Shoots: Left

Season	Club	League	Regular Season					Playoffs				
			GP	G	A	TP	PIM	GP	G	A	TP	PIM
1972-73	Ft. Wayne	IHL	73	27	39	66	50	9	6	5	11	7



**DON ATCHISON**

Goalie 6'3" 190 lbs.  
 Age: 21 (March 14, 1952)  
 Born: Saskatoon, Saskatchewan  
 Home: Saskatoon, Saskatchewan  
 Shoots: Left

Season	Club	League	Regular Season					Playoffs				
			GP	MIN	GA	SO	AVG	GP	MIN	GA	SO	AVG
1972-73	Ft. Wayne	IHL	30	1774	87	2	2.94	8	489	17	1	2.09



**BOB BIRDELL**

Right Wing 5'11" 190 lbs.  
 Age: 25 (December 10, 1947)  
 Born: Stettler, Alta.  
 Home: Stettler, Alta.  
 Shoots: Right

Season	Club	League	Regular Season					Playoffs				
			GP	G	A	TP	PIM	GP	G	A	TP	PIM
1969-70	Salt L. City	WHL	60	6	12	18	26	.....	.....	.....	.....	.....
1970-71	Kansas City	CHL	17	2	4	6	4	.....	.....	.....	.....	.....
	Amarillo	CHL	48	10	17	27	11	.....	.....	.....	.....	.....
1971-72	Hershey	AHL	62	9	13	22	18	4	0	0	0	0
1972-73	Hershey	AHL	74	12	23	35	13	7	2	1	3	2



**STEVE CARDWELL**

Left Wing 5'10" 175 lbs.  
 Age: 24 (August 18, 1949)  
 Born: Toronto, Ontario  
 Home: Toronto, Ontario  
 Shoots: Left

Season	Club	League	Regular Season					Playoffs				
			GP	G	A	TP	PIM	GP	G	A	TP	PIM
1970-71	Amarillo	CHL	63	16	34	50	166	.....	.....	.....	.....	.....
	Pittsburgh	NHL	5	0	1	1	15	.....	.....	.....	.....	.....
1971-72	Hershey	AHL	46	17	26	43	32	.....	.....	.....	.....	.....
	Pittsburgh	NHL	28	7	8	15	18	4	0	0	0	2
1972-73	Hershey	AHL	30	16	23	39	20	7	5	2	7	22
	Pittsburgh	NHL	20	2	2	4	2	.....	.....	.....	.....	.....
	<b>NHL Totals</b>		<b>53</b>	<b>9</b>	<b>11</b>	<b>20</b>	<b>35</b>	<b>4</b>	<b>0</b>	<b>0</b>	<b>0</b>	<b>2</b>
	<b>Pgh. Totals</b>		<b>53</b>	<b>9</b>	<b>11</b>	<b>20</b>	<b>35</b>	<b>4</b>	<b>0</b>	<b>0</b>	<b>0</b>	<b>2</b>



**DOUG ELLIOTT**


Defense 5'11" 185 lbs.  
 Age: 22 (Sept. 30, 1951)  
 Born: Toronto, Ontario  
 Home: Don Mills, Ontario  
 Shoots: Left



**GIL GILBERT**

Center 5'9" 170 lbs.  
 Age: 32 (December 29, 1940)  
 Born: Port Alfred, Quebec  
 Home: Grande Baie, Quebec  
 Shoots: Left

Season	Club	League	Regular Season					Playoffs				
			GP	G	A	TP	PIM	GP	G	A	TP	PIM
1960-61	Kingston	EPHL	1	0	1	1	0	.....	.....	.....	.....	.....
1961-62	Kingston	EPHL	5	1	2	3	0	3	2	0	2	0
1962-63	Kingston	EPHL	64	34	53	87	25	5	1	6	7	2
	Boston	NHL	5	0	0	0	4	.....	.....	.....	.....	.....
1963-64	Minneapolis	CPHL	72	50	50	100	18	5	4	1	5	2
1964-65	Providence	AHL	64	25	30	55	16	.....	.....	.....	.....	.....
	Boston	NHL	4	0	1	1	0	.....	.....	.....	.....	.....
1965-66	Hershey	AHL	69	20	51	71	13	3	0	2	2	0
1966-67	Hershey	AHL	72	26	57	83	48	5	0	2	2	0
1967-68	Hershey	AHL	72	28	47	75	24	5	1	1	2	0
1968-69	Hershey	AHL	71	35	65	100	13	11	3	3	6	10
1969-70	Hershey	AHL	67	23	41	64	8	7	2	6	8	2
1970-71	Hershey	AHL	56	14	28	42	8	4	0	2	2	4
1971-72	Hershey	AHL	74	29	42	71	24	4	0	1	1	0
1972-73	Hershey	AHL	71	31	58	89	8	7	3	8	11	2
	<b>NHL Totals</b>		<b>9</b>	<b>0</b>	<b>1</b>	<b>1</b>	<b>4</b>	.....	.....	.....	.....	.....


**GARY INNESS**

Goalie 6' 195 lbs.  
 Age: 24 (May 28, 1949)  
 Born: Toronto, Ontario  
 Home: Mississauga, Ontario  
 Shoots:

**HUGH HARVEY**

Center 6' 180 lbs.  
 Age: 24 (June 24, 1949)  
 Born: Kingston, Ontario  
 Home: Kingston, Ontario  
 Shoots: Left

Season	Club	League	Regular Season					Playoffs				
			GP	G	A	TP	PIM	GP	G	A	TP	PIM
1970-71	Oklahoma City	CHL	70	9	18	27	105	5	0	1	1	0
1971-72	Oklahoma City	CHL	10	2	3	5	20					
1972-73	Hershey	AHL	70	23	27	50	89	7	6	2	8	2

**PAUL HOGANSON**


Goaltender 5'10" 165 lbs.  
 Age: 23 (November 11, 1949)  
 Born: Toronto, Ontario  
 Home: Etobicoke, Ontario  
 Shoots: Right

Season	Club	League	Regular Season					Playoffs				
			GP	MIN	GA	SO	AVG	GP	MIN	GA	SO	AVG
1969-70	Baltimore	AHL	3	100	5	0	3.00					
1970-71	Pittsburgh	NHL	2	57	7	0	7.36					
	Amarillo	CHL	48	2828	203	0	4.37					
1972-73	Hershey	AHL	41	2251	110	3	2.98	3	179	14	0	4.69
	<b>NHL Totals</b>		<b>2</b>	<b>57</b>	<b>7</b>	<b>0</b>	<b>7.36</b>					
	<b>Pgh. Totals</b>		<b>2</b>	<b>57</b>	<b>7</b>	<b>0</b>	<b>7.36</b>					

**JIM HRYCIUK**


Center 5'10" 180 lbs.  
 Age: 24 (October 7, 1949)  
 Born: Rosthern, Saskatchewan  
 Home: Prince Albert, Saskatchewan  
 Shoots: Left

Season	Club	League	Regular Season					Playoffs				
			GP	G	A	TP	PIM	GP	G	A	TP	PIM
1972-73	Hershey	AHL	36	3	7	10	22					
1972-73	Ft. Wayne	IHL	25	12	11	23	35	9	7	5	12	6

**RALPH KELLER**


Defense 5'9" 175 lbs.  
 Age: 37 (February 6, 1936)  
 Born: Wilkie, Saskatchewan  
 Home: Hershey, Pa.  
 Shoots: Right

Season	Club	League	Regular Season					Playoffs				
			GP	G	A	TP	PIM	GP	G	A	TP	PIM
1954-55	Saskatoon	WHL	1	0	1	1	0					
1955-56	Saskatoon	WHL	4	0	0	0	2	3	0	0	0	2
1956-57	Vancouver	WHL	68	6	15	21	75					
1957-58	Sask.-St. Paul	WHL	34	5	10	15	51					
	Providence	AHL	31	1	7	8	22					
1958-59	Saskatoon	WHL	64	6	17	23	70					
1959-60	Vancouver	WHL	70	12	19	31	102	11	2	4	6	16
1960-61	Vancouver	WHL	70	9	31	40	95	9	2	3	5	6
1961-62	Los Angeles	WHL	70	17	38	55	136					
1962-63	NY Rangers	NHL	3	1	0	1	6					
	Baltimore	AHL	71	7	23	30	133	3	0	0	0	8
1963-64	Hershey	AHL	61	5	20	25	102	6	1	2	3	10
1964-65	Hershey	AHL	72	7	32	39	166	15	1	3	4	38
1965-66	Hershey	AHL	45	5	14	19	91					
1966-67	Hershey	AHL	69	11	33	44	109	5	0	4	4	6
1967-68	Hershey	AHL	70	11	35	46	126	5	1	1	2	4
1968-69	Hershey	AHL	74	9	46	55	104	11	3	4	7	38
1969-70	Hershey	AHL	62	13	21	34	94	7	1	3	4	21
1970-71	Hershey	AHL	70	17	22	39	81	4	1	0	1	15
1971-72	Hershey	AHL	67	8	26	34	100	4	0	1	1	2
1972-73	Hershey	AHL	73	9	33	42	103	7	1	5	6	8
	<b>NHL Totals</b>		<b>3</b>	<b>1</b>	<b>0</b>	<b>1</b>	<b>6</b>					


**YVON LABRE**

Defense 5'11" 190 lbs.  
 Age: 23 (November 29, 1949)  
 Born: Sudbury, Ontario  
 Home: Toronto, Ontario  
 Shoots: Left

Season	Club	League	Regular Season					Playoffs				
			GP	G	A	TP	PIM	GP	G	A	TP	PIM
1969-70	Baltimore	AHL	64	1	8	9	111	5	0	2	2	38
1970-71	Amarillo	CHL	42	2	9	11	125					
	Pittsburgh	NHL	21	1	1	2	19					
1971-72	Hershey	AHL	59	3	9	12	134	4	2	1	3	20
1972-73	Hershey	AHL	72	8	29	37	170	7	1	3	4	35
	<b>NHL Totals</b>		<b>21</b>	<b>1</b>	<b>1</b>	<b>2</b>	<b>19</b>					
	<b>Pgh. Totals</b>		<b>21</b>	<b>1</b>	<b>1</b>	<b>2</b>	<b>19</b>					

**BOB McMANAMA**

Center 6' 180 lbs.  
 Age: 22 (October 7, 1951)  
 Born: Belmont, Mass.  
 Home: Belmont, Mass.  
 Shoots: Left



**D'ARCY KEATING**

Right Wing 6'1" 200 lbs.  
 Age: 20 (December 12, 1952)  
 Born: Sault Ste. Marie, Ontario  
 Home: Sault Ste. Marie, Ontario  
 Shoots: Right

Season	Club	League	Regular Season					Playoffs				
			GP	G	A	TP	PIM	GP	G	A	TP	PIM
1972-73	Ft. Wayne	IHL	28	7	4	11	24	5	2	3	5	2



**BOB FITCHNER**

Center 6'1" 185 lbs.  
 Age: 23 (December 22, 1950)  
 Born: Sudbury, Ontario  
 Home: Brandon, Manitoba  
 Shoots: Left

Season	Club	League	Regular Season					Playoffs				
			GP	G	A	TP	PIM	GP	G	A	TP	PIM
1970-71	Amarillo	CHL	70	9	10	19	49	....	....	....	....	....
1971-72	Hershey	AHL	3	0	0	0	0	....	....	....	....	....
1972-73	Ft. Wayne	IHL	73	26	37	63	39	9	4	10	14	22



**CAM NEWTON**

Goalie 5'10" 185 lbs.  
 Age: 23 (February 25, 1950)  
 Born: Peterborough, Ontario  
 Home: Kitchener, Ontario  
 Shoots: Left

Season	Club	League	Regular Season					Playoffs				
			GP	MIN	GA	SO	AVG	GP	MIN	GA	SO	AVG
1970-71	Amarillo	CHL	15	873	68	0	4.74					
	Pittsburgh	NHL	5	281	16	0	3.41					
1971-72	Hershey	AHL	35	2065	131	0	3.80	1	60	7	0	7.00
1972-73	Hershey	AHL	19	1121	53	2	2.83					
1972-73	Pittsburgh	NHL	11	533	35	0	3.94					
	<b>NHL Totals</b>		<b>16</b>	<b>814</b>	<b>51</b>	<b>0</b>	<b>3.76</b>	....	....	....	....	....



**GERRY METHÉ**

Defense 5' 11" 185 lbs.  
 Age: 21 (December 12, 1951)  
 Born: Willowdale, Ontario  
 Home: Richmond Mill, Ontario  
 Shoots: Left

Season	Club	League	Regular Season					Playoffs				
			GP	G	A	TP	PIM	GP	G	A	TP	PIM
1971-72	Ft. Wayne	IHL	42	2	10	12	62	8	3	3	6	16
1972-73	Hershey	AHL	74	14	27	41	140	7	0	1	1	13



**BOB MILLER**

Left Wing 5'9" 180 lbs.  
 Age: 22 (March 26, 1951)  
 Born: Lloydminster, Saskatchewan  
 Home: Kitscoty, Alberta  
 Shoots: Left

Season	Club	League	Regular Season					Playoffs				
			GP	G	A	TP	PIM	GP	G	A	TP	PIM
1972-73	Ft. Wayne	IHL	70	29	34	63	39	9	4	6	10	8



**JIM PEARSON**

Defense: 6' 185 lbs.  
 Age: 23 (May 10, 1950)  
 Born: Chatham, Ontario  
 Home: Tilbury, Ontario  
 Shoots: Right

Season	Club	League	Regular Season					Playoffs				
			GP	G	A	TP	PIM	GP	G	A	TP	PIM
1970-71	Amarillo	CHL	72	2	11	13	82	....	....	....	....	....
1971-72	Fort Wayne	IHL	70	18	32	50	78	8	0	1	1	6
1972-73	Fort Wayne	IHL	73	20	37	57	101	9	5	9	14	9



**JIM SHIRES**

Left Wing 6' 180 lbs.  
 Age: 27 (November 15, 1945)  
 Born: Edmonton, Alberta  
 Home: Denver, Colorado  
 Shoots: Left


Season	Club	League	Regular Season					Playoffs				
			GP	G	A	TP	PIM	GP	G	A	TP	PIM
1968-69	Omaha	CHL	9	0	2	2	4	.....	.....	.....	.....	.....
	Denver	WHL	20	2	2	4	6	.....	.....	.....	.....	
	Amarillo	CHL	34	10	18	28	43	.....	.....	.....	.....	
1969-70	Fort Worth	CHL	69	16	18	34	61	7	1	1	2	21
1970-71	Detroit	NHL	20	2	1	3	22	.....	.....	.....	.....	.....
1971-72	Fort Worth	CHL	48	13	25	38	97	4	0	0	0	2
	St. Louis	NHL	18	0	3	3	8	.....	.....	.....	.....	.....
1972-73	Denver	WHL	42	18	27	45	82	9	2	3	5	15
	Denver	WHL	32	10	7	17	45	.....	.....	.....	.....	.....
	Pittsburgh	NHL	18	1	2	3	2	.....	.....	.....	.....	.....
	<b>NHL Totals</b>		<b>56</b>	<b>3</b>	<b>6</b>	<b>9</b>	<b>32</b>	.....	.....	.....	.....	.....
	<b>Pgh. Total</b>		<b>18</b>	<b>1</b>	<b>2</b>	<b>3</b>	<b>2</b>	.....	.....	.....	.....	.....



**RON SNELL**

Right Wing 5'10" 160 lbs.  
 Age: 25 (August 11, 1948)  
 Born: Regina, Saskatchewan  
 Home: Regina, Saskatchewan  
 Shoots: Right

Season	Club	League	Regular Season					Playoffs				
			GP	G	A	TP	PIM	GP	G	A	TP	PIM
1968-69	Amarillo	CHL	69	26	19	45	43	.....	.....	.....	.....	.....
	Pittsburgh	NHL	4	3	1	4	6	.....	.....	.....	.....	.....
1969-70	Baltimore	AHL	68	24	29	54	40	5	0	0	0	2
	Pittsburgh	NHL	3	0	1	1	0	.....	.....	.....	.....	.....
1970-71	Amarillo	CHL	72	25	22	47	69	.....	.....	.....	.....	.....
1971-72	Hershey	AHL	76	22	31	53	29	4	0	1	1	12
1972-73	Hershey	AHL	75	33	38	71	90	7	1	5	6	4
	<b>NHL Totals</b>		<b>7</b>	<b>3</b>	<b>2</b>	<b>5</b>	<b>6</b>	.....	.....	.....	.....	.....
	<b>Pgh. Total</b>		<b>7</b>	<b>3</b>	<b>2</b>	<b>5</b>	<b>6</b>	.....	.....	.....	.....	.....



**TED SNELL**

Right Wing 5'9" 190 lbs.  
 Age: 27 (May 28, 1946)  
 Born: Ottawa, Ontario  
 Home: Waterloo, Ontario  
 Shoots: Right

Season	Club	League	Regular Season					Playoffs				
			GP	G	A	TP	PIM	GP	G	A	TP	PIM
1965-66	Hershey	AHL	4	1	0	1	2	.....	.....	.....	.....	.....
	Okla. City	CPHL	.....	.....	.....	.....	.....	1	0	0	0	0
1966-67	Hershey	AHL	34	4	8	12	4	1	0	0	0	0
1967-68	Hershey	AHL	67	11	29	40	23	5	0	0	0	0
1968-69	Phoenix	WHL	54	6	9	15	25	.....	.....	.....	.....	.....
	Hershey	AHL	20	4	5	9	4	11	4	5	9	2
1969-70	Hershey	AHL	58	12	23	35	24	7	3	4	7	0
1970-71	Hershey	AHL	72	12	28	40	13	4	1	0	1	0
1971-72	Hershey	AHL	68	12	18	30	4	4	0	0	0	2
1972-73	Hershey	AHL	72	29	35	64	23	6	0	3	3	0




**BRIAN WALKER**

Right Wing 5'10" 180 lbs.  
 Age: 21 (May 4, 1952)  
 Born: Beaver Lodge, Alberta  
 Home: Beaver Lodge, Alberta  
 Shoots: Right

Season	Club	League	GP	MIN	GA	SO	AVG	GP	MIN	GA	SO	AVG
1972-73	Hershey	AHL	3	1	0	1	0	.....	.....	.....	.....	.....
	Ft. Wayne	IHL	53	24	47	71	24	9	7	6	13	4



## 1973 AMATEUR DRAFT SELECTIONS



### BLAINE STOUGHTON

Right Wing 5'10" 185 lbs.  
Age: 20 (March 13, 1953)  
Born: Gilbert Plaines, Manitoba  
Home: Flin Flon, Manitoba  
Shoots: Right

Season	Club	League	GP	G	A	TP	PIM
1972-73	Flin Flon	WCHL	66	58	60	118	86

### WAYNE BIANCHIN

Left Wing 5'10" 180 lbs.  
Age: 20 (September 6, 1953)  
Born: Nanaimo, British Columbia  
Home: Nanaimo, British Columbia  
Shoots: Left

Season	Club	League	GP	G	A	TP	PIM
1972-73	Flin Flon	WCHL	68	60	54	114	90

### COLIN CAMPBELL

Defense 5'9" 190 lbs.  
Age: 20 (January 28, 1953)  
Born: London, Ontario  
Home: Peterborough, Ontario  
Shoots: Left

Season	Club	League	GP	G	A	TP	PIM
1972-73	Peterborough	OHA	60	7	40	47	189

### DENNIS OWCHAR

Defense 5'11" 190 lbs.  
Age: 20 (March 28, 1953)  
Born: Dryden, Ontario  
Home: Thunder Bay, Ontario  
Shoots: Right

Season	Club	League	GP	G	A	TP	PIM
1972-73	Toronto	OHA	39	10	21	31	40

### GUIDO TENISI


Defense 6'1" 190 lbs.  
Age: 20 (July 5, 1953)  
Born: Detroit, Michigan  
Home: Downsview, Ontario  
Shoots: Left

Season	Club	League	GP	G	A	TP	PIM
1972-73	Oshawa	OHA	37	3	19	22	66

### DON SEILING

Left Wing 5'10" 170 lbs.  
Age: 20 (March 28, 1953)  
Born: Elmira, Ontario  
Home: Elmira, Ontario  
Shoots: Left

Season	Club	League	GP	G	A	TP	PIM
1972-73	Oshawa	OHA	63	30	34	64	95



### TERRY EWASIUUK


Left Wing 6'2" 200 lbs.  
Age: 19 (October 26, 1953)  
Born: Smokey Lake, Alberta  
Home: Edmonton, Alberta  
Shoots: Left

Season	Club	League	GP	G	A	TP	PIM
1972-73	Victoria	WCHL	67	28	26	54	139

### FRED COMRIE

Center 5'9" 170 lbs.  
Age: 20 (September 12, 1953)  
Born: Edmonton, Alberta  
Home: Edmonton, Alberta  
Shoots: Left

Season	Club	League	GP	G	A	TP	PIM
1972-73	Edmonton	WCHL	56	30	52	82	40



### GORDON LANE

Defense 6'3" 190 lbs.  
Age: 20 (March 31, 1953)  
Born: Brandon, Manitoba  
Home: Brandon, Manitoba  
Shoots: Left

Season	Club	League	GP	G	A	TP	PIM
1972-73	N. Westminster	WCHL	36	2	13	15	115



### RANDY AIMOE

Defense 6' 175 lbs.  
Age: 20 (August 27, 1953)  
Born: Flin Flon, Manitoba  
Home: Brandon, Manitoba  
Shoots: Right

Season	Club	League	GP	G	A	TP	PIM
1972-73	Medicine Hat	WCHL	68	13	32	45	121



### DON McCLEOD

Center 5'10" 170 lbs.  
Age: 20 (April 27, 1953)  
Born: Saskatoon, Saskatchewan  
Home: Saskatoon, Saskatchewan  
Shoots: Left

Season	Club	League	GP	G	A	TP	PIM
1972-73	Saskatoon	WCHL	64	27	31	58	45



# PITTSBURGH PENGUINS' 1973-74 ROSTER

GENERAL MANAGER — JACK RILEY  
ASSISTANT GENERAL MANAGER — JACK BUTTON

COACH — KEN SCHINKEL  
ASSISTANT COACH — FRED HUCUL

PLAYER	HEIGHT	WEIGHT	PLACE OF BIRTH	DATE	1972-73 CLUB	GP	MP	GA	SO	AVG.
<b>Goaltenders</b>										
Brown, Andy	6'0"	185	Hamilton, Ontario	2-15-44	Detroit	7	337	20	0	3.56
					Fort Worth (CHL)	22	1300	86	2	3.97
					Pittsburgh	9	520	41	0	4.73
Herron, Denis	5'10"	165	Chambly, Quebec	6-18-52	Hershey (AHL)	21	1185	63	0	3.19
					Pittsburgh	18	967	55	2	3.41
Rutherford, Jim	5'8"	165	Beeton, Ontario	2-17-49	Pittsburgh	49	2660	129	3	2.91
<b>Defensemen</b>										
					<b>1972-73 CLUB</b>	<b>GP</b>	<b>G</b>	<b>A</b>	<b>PTS.</b>	<b>PIM.</b>
Bignell, Larry	5'11"	185	Edmonton, Alberta	1- 7-50	Hershey (AHL)	65	6	15	21	94
Burrows, Dave	6'1"	185	Toronto, Ontario	1-11-49	Pittsburgh	78	3	24	27	42
Edestrand, Darryl	5'11"	185	Strathroy, Ontario	11- 6-45	Pittsburgh	78	15	24	39	83
Jones, Ron	6'2"	195	Vermillion, Alberta	4-11-51	Boston (AHL)	55	3	25	28	34
					Boston (NHL)	7	0	0	0	0
Labre, Yvon	5'11"	190	Sudbury, Ontario	11-25-49	Hershey (AHL)	72	8	29	37	170
Lagace, Jean Guy	5'10"	180	L'Abord a Plouffe, Quebec	2- 5-45	Hershey (AHL)	37	7	14	21	54
					Pittsburgh	31	1	5	6	32
Lynch, Jack	6'2"	190	Toronto, Ontario	5-28-52	Hershey (AHL)	26	4	17	21	26
					Pittsburgh	47	1	18	19	40
Methe, Gerry	5'11"	185	Willowdale, Ontario	12-12-51	Hershey (AHL)	74	14	27	41	140
Owchar, Dennis	5'11"	190	Dryden, Ontario	3-28-53	Toronto (OHA)	39	10	21	31	40
Rupp, Duane	6'1"	195	MacNutt, Saskatchewan	3-29-38	Pittsburgh	78	7	13	20	62
Watson, Bryan	5'10"	175	Bancroft, Ontario	11-14-42	Pittsburgh	69	1	17	18	179
<b>Left Wings</b>										
Bianchin, Wayne	5'10"	180	Nanaimo, British Columbia	9- 6-53	Flin Flon (WCHL)	68	60	54	114	90
Burns, Robin	6'0"	195	Montreal, Quebec	8-27-46	Hershey (AHL)	39	22	25	47	51
					Pittsburgh	26	0	2	2	30
MacDonald, Lowell	5'11"	185	New Glasgow, Nova Scotia	8-30-41	Pittsburgh	78	34	41	75	8
Nowak, Hank	6'1"	200	Oshawa, Ontario	11-24-50	Hershey (AHL)	66	25	22	47	77
Polis, Greg	6'0"	195	Westlock, Alberta	8- 8-50	Pittsburgh	78	26	23	49	36
<b>Centers</b>										
Apps, Syl	6'0"	185	Toronto, Ontario	8- 1-47	Pittsburgh	77	29	56	85	18
Hexall, Bryan	5'11"	185	Winnipeg, Manitoba	5-23-41	Pittsburgh	78	21	33	54	113
Lalonde, Ron	5'10"	175	Toronto, Ontario	10-30-52	Hershey (AHL)	60	16	26	42	34
					Pittsburgh	11	0	0	0	0
McManama, Bob	6'0"	180	Belmont, Massachusetts	10- 7-51	Harvard U.	22	27	25	52	3
Schock, Ron	5'11"	180	Chapleau, Ontario	12-19-43	Pittsburgh	78	13	36	49	23
Wiley, Jim	6'2"	205	Sault Ste. Marie, Ontario	4-28-50	Hershey (AHL)	71	30	45	75	30
					Pittsburgh	4	0	1	1	0
<b>Right Wings</b>										
Andrascik, Steve	6'0"	205	Sherridon, Manitoba	11- 6-48	Providence (AHL)	41	8	9	17	44
Harbaruk, Nick	6'0"	195	Drohiczyn, Poland	8-16-43	Pittsburgh	78	10	15	25	47
Lukowich, Bernie	6'1"	195	N. Battleford, Saskatchewan	3-18-52	Hershey (AHL)	69	22	23	45	64
McDonough, Al	6'1"	175	Hamilton, Ontario	6- 6-50	Pittsburgh	78	35	41	76	26
Pronovost, Jean	5'11"	180	Shawinigan Falls, Quebec	12-18-45	Pittsburgh	66	21	22	43	16
Snell, Ted	5'10"	200	Ottawa, Ontario	5-28-46	Hershey (AHL)	72	29	35	64	23
Stoughton, Blaine	5'10"	185	Gilbert Planes, Manitoba	3-13-53	Flin Flon (WCHL)	66	58	60	118	86

# NHL FINAL STANDINGS

## 1972-73 FINAL STANDINGS

WEST DIVISION							
	GP	W	L	T	GF	GA	PTS
Chicago	78	42	27	9	284	225	93
Philadelphia	78	37	30	11	296	256	85
Minnesota	78	37	30	11	254	230	85
St. Louis	78	32	34	12	233	251	76
Pittsburgh	78	32	37	9	257	265	73
Los Angeles	78	31	36	11	232	245	73
Atlanta	78	25	38	15	191	239	65
California	78	16	46	16	213	323	48

EAST DIVISION							
	GP	W	L	T	GF	GA	PTS
Montreal	78	52	10	16	329	184	120
Boston	78	51	22	5	330	235	107
New York R.	78	47	23	8	297	208	102
Buffalo	78	37	27	14	257	219	88
Detroit	78	37	29	12	265	243	86
Toronto	78	27	41	10	247	279	64
Vancouver	78	22	47	9	233	339	53
New York I.	78	12	60	6	170	347	30

## 1967-73 OVERALL STANDINGS

	GP	W	L	T	GF	GA	PTS
Boston	460	281	111	68	1898	1299	630
Montreal	460	266	112	82	1678	1175	614
New York R.	460	262	129	69	1576	1145	593
Chicago	460	248	145	67	1559	1213	563
St. Louis	460	195	181	84	1269	1233	474
Toronto	460	194	196	70	1369	1333	458
Detroit	460	192	196	72	1465	1490	456
Minnesota	460	166	203	91	1261	1367	423
Philadelphia	460	159	203	98	1247	1346	416
Pittsburgh	460	152	229	79	1264	1469	383
Los Angeles	460	145	252	63	1230	1627	353
California	460	123	256	81	1169	1644	327
Buffalo	234	77	109	48	677	799	202
Vancouver	234	66	143	25	665	932	157
Atlanta	78	25	38	15	191	239	65
New York I.	78	12	60	6	170	347	30

## TEAM BY TEAM RECORDS 1972-73

PITTSBURGH	GP	W	L	T	GF	GA	PTS
vs Atlanta	5	4	1	0	23	15	8
vs California	6	2	2	2	23	21	6
vs Chicago	5	3	2	0	15	18	6
vs Los Angeles	6	4	2	0	17	14	8
vs Minnesota	5	2	3	0	18	21	4
vs Philadelphia	6	2	4	0	20	24	4
vs St. Louis	5	3	2	0	25	20	6
<b>vs WEST</b>	<b>38</b>	<b>20</b>	<b>16</b>	<b>2</b>	<b>141</b>	<b>133</b>	<b>42</b>

	GP	W	L	T	GF	GA	PTS
vs Boston	5	1	4	0	14	21	2
vs Buffalo	5	0	3	2	9	14	2
vs Detroit	5	0	2	3	7	9	3
vs Montreal	5	0	5	0	12	29	0
vs New York I.	5	4	0	1	22	4	9
vs New York R.	5	2	3	0	16	24	4
vs Toronto	5	2	2	1	18	17	5
vs Vancouver	5	3	2	0	18	14	6
<b>vs EAST</b>	<b>40</b>	<b>12</b>	<b>21</b>	<b>7</b>	<b>116</b>	<b>132</b>	<b>31</b>

## OVERALL 1967-73

PITTSBURGH	GP	W	L	T	GF	GA	PTS
vs Atlanta	5	4	1	0	23	15	8
vs Boston	33	6	22	5	84	126	17
vs Buffalo	17	1	7	9	42	50	11
vs California	44	17	13	14	145	131	48
vs Chicago	33	8	23	2	77	131	18
vs Detroit	33	10	18	5	99	109	25
vs Los Angeles	44	22	20	2	130	127	46
vs Minnesota	43	19	18	6	132	122	44
vs Montreal	33	5	24	4	83	130	14
vs New York I.	5	4	0	1	22	4	9
vs New York R.	33	5	23	5	65	130	15
vs Philadelphia	44	16	17	11	110	118	43
vs St. Louis	43	14	23	6	106	126	34
vs Toronto	33	10	15	8	83	101	28
vs Vancouver	17	11	5	1	63	49	23

<b>TOTAL</b>	<b>460</b>	<b>152</b>	<b>229</b>	<b>79</b>	<b>1264</b>	<b>1469</b>	<b>383</b>
--------------	------------	------------	------------	-----------	-------------	-------------	------------

### TEAM BY TEAM RECORDS 1972-73 – HOME

PITTSBURGH	GP	W	L	T	GF	GA	PTS
vs Atlanta	3	3	0	0	17	7	6
vs California	3	2	1	0	11	6	4
vs Chicago	2	2	0	0	5	2	4
vs Los Angeles	3	3	0	0	11	4	6
vs Minnesota	3	2	1	0	11	7	4
vs Philadelphia	3	2	1	0	13	11	4
vs St. Louis	2	2	0	0	14	6	4
vs WEST	19	16	3	0	82	43	32
	GP	W	L	T	GF	GA	PTS
vs Boston	3	1	2	0	7	7	2
vs Buffalo	2	0	0	2	7	7	2
vs Detroit	2	0	1	1	3	4	1
vs Montreal	2	0	2	0	3	12	0
vs New York I.	3	2	0	1	13	4	5
vs New York R.	2	1	1	0	10	9	2
vs Toronto	3	2	1	0	12	10	4
vs Vancouver	3	2	1	0	13	8	4
vs EAST	20	8	8	4	68	61	20
TOTAL	39	24	11	4	150	104	52

### TEAM BY TEAM RECORDS 1972-73 – AWAY

PITTSBURGH	GP	W	L	T	GF	GA	PTS
vs Atlanta	2	1	1	0	6	8	2
vs California	3	0	1	2	12	15	2
vs Chicago	3	1	2	0	10	16	2
vs Los Angeles	3	1	2	0	6	10	2
vs Minnesota	2	0	2	0	7	14	0
vs Philadelphia	3	0	3	0	7	13	0
vs St. Louis	3	1	2	0	11	14	2
vs WEST	19	4	13	2	59	90	10
	GP	W	L	T	GF	GA	PTS
vs Boston	2	0	2	0	7	14	0
vs Buffalo	3	0	3	0	2	7	0
vs Detroit	3	0	1	2	4	5	2
vs Montreal	3	0	3	0	9	17	0
vs New York I.	2	2	0	0	9	0	4
vs New York R.	3	1	2	0	6	15	2
vs Toronto	2	0	1	1	6	7	1
vs Vancouver	2	1	1	0	5	6	2
vs EAST	20	4	13	3	48	71	11
TOTAL	39	8	26	5	107	161	21

### HOME OVERALL 1967-73

PITTSBURGH	GP	W	L	T	GF	GA	PTS
vs Atlanta	3	3	0	0	17	7	6
vs Boston	17	5	9	3	47	53	13
vs Buffalo	8	0	3	5	25	29	5
vs California	22	10	5	7	78	56	27
vs Chicago	16	6	9	1	41	57	13
vs Detroit	16	9	6	1	67	52	19
vs Los Angeles	22	16	5	1	82	53	33
vs Minnesota	22	12	7	3	73	54	27
vs Montreal	16	4	9	3	38	53	11
vs New York I.	3	2	0	1	13	4	5
vs New York R.	16	3	11	2	33	54	8
vs Philadelphia	22	12	2	8	67	43	32
vs St. Louis	21	8	9	4	58	56	20
vs Toronto	17	7	6	4	50	48	18
vs Vancouver	9	7	2	0	38	24	14
TOTAL	230	104	83	43	727	643	251

### AWAY OVERALL 1967-73

PITTSBURGH	GP	W	L	T	GF	GA	PTS
vs Atlanta	2	1	1	0	6	8	2
vs Boston	16	1	13	2	37	73	4
vs Buffalo	9	1	4	4	17	21	6
vs California	22	7	8	7	67	75	21
vs Chicago	17	2	14	1	36	74	5
vs Detroit	17	1	12	4	32	57	6
vs Los Angeles	22	6	15	1	48	74	13
vs Minnesota	21	7	11	3	59	68	17
vs Montreal	17	1	15	1	45	77	3
vs New York I.	2	2	0	0	9	0	4
vs New York R.	17	2	12	3	32	77	7
vs Philadelphia	22	4	15	3	43	75	11
vs St. Louis	22	6	14	2	48	70	14
vs Toronto	16	3	9	4	33	53	10
vs Vancouver	8	4	3	1	25	25	9
TOTAL	230	48	146	36	537	826	132



## INDIVIDUAL SCORING AND PENALTY MINUTES

1972-73 SCORING					
NAME	GP	G	A	PTS	PIM
Syl Apps	77	29	56	85	18
Al McDonough	78	35	41	76	26
Lowell MacDonald	78	34	41	75	8
Bryan Hextall	78	21	33	54	113
Greg Polis	78	26	23	49	36
Ron Schock	78	13	36	49	23
Eddie Shack	74	25	20	45	84
Jean Pronovost	66	21	22	43	16
Darryl Edestrand	78	15	24	39	88
Dave Burrows	78	3	24	27	42
Nick Harbaruk	78	10	15	25	47
Ken Schinkel	42	11	10	21	16
Duane Rupp	78	7	13	20	62
Jack Lynch	47	1	18	19	40
Bryan Watson	69	1	17	18	179
Rick Kessell	66	1	13	14	0
Jean Guy Lagace	31	1	5	6	32
Steve Cardwell	20	2	2	4	2
Jim Shires	18	1	2	3	2
Robin Burns	26	0	2	2	20
Jim Wiley	4	0	1	1	0
Cam Newton	11	0	1	1	2
Denis Herron	18	0	1	1	0
Sheldon Kannegiesser	3	0	0	0	0
Andy Brown	9	0	0	0	2
Ron Lalonde	11	0	0	0	2
Jim Rutherford	49	0	0	0	0
Bench					6
<b>TOTAL</b>	<b>78</b>	<b>257</b>	<b>420</b>	<b>677</b>	<b>866</b>

## 1972-73 SCORING – REGULAR SEASON

GOALIES								
NAME	W-L-T	GP	MP	GF	GA	ENG	SO	AVG
Jim Rutherford	20-22-5	49	2660	137	129	3	3	2.91
Denis Herron	6- 7-2	18	967	60	55	0	2	3.41
Cam Newton	3- 4-0	11	533	30	35	2	0	3.94
Andy Brown	3- 4-2	9	520	30	41	0	0	4.73
<b>TOTAL</b>	<b>32-37-9</b>	<b>78</b>	<b>4680</b>	<b>257</b>	<b>260</b>	<b>5</b>	<b>5</b>	<b>3.40</b>

## 1972-73 INDIVIDUAL SCORING BREAKDOWN

NAME	WG	TG	GF	PPG	SHG	H	A	1H	2H	TOT
Syl Apps	4	1	6	6	2	15	14	19	10	29
Dave Burrows	0	1	0	0	0	1	2	1	2	3
Steve Cardwell	0	0	0	0	0	0	2	2	0	2
Darryl Edestrand	2	0	2	4	1	11	4	5	10	15
Nick Harbaruk	1	0	1	0	2	6	4	5	5	10
Bryan Hextall	3	1	4	6	0	10	11	13	8	21
Rick Kessell	0	0	1	0	0	1	0	0	1	1
Jean Guy Lagace	0	1	0	0	0	1	0	0	1	1
Jack Lynch	0	0	0	0	0	1	0	1	0	1
Lowell MacDonald	3	1	5	6	0	20	14	17	17	34
Al McDonough	4	1	6	7	0	20	15	19	16	35
Greg Polis	2	1	6	8	0	15	11	12	14	26
Jean Pronovost	5	1	1	2	1	16	5	8	13	21
Duane Rupp	2	0	1	2	1	5	2	3	4	7
Ken Schinkel	2	0	2	1	0	6	5	11	0	11
Ron Schock	1	1	3	2	3	7	6	8	5	13
Eddie Shack	3	0	2	8	0	14	11	14	11	25
Jim Shires	0	0	0	0	0	0	1	0	1	1
Bryan Watson	0	0	0	0	0	1	0	1	0	1
<b>TOTAL</b>	<b>32</b>	<b>9</b>	<b>40</b>	<b>52</b>	<b>10</b>	<b>150</b>	<b>107</b>	<b>139</b>	<b>118</b>	<b>257</b>

Key to Abbreviations: WG – Winning Goals; TG – Tying Goals; GF – First Goal of Game; PPG – Power Play Goals; SHG – Shorthanded Goals; H – Home Goals; A – Away Goals; 1H – First Half of Season; 2H – Second Half of Season; TOT – Total Goals.

## POWER PLAY GOALS, 1972-73

### FOR (52 in 301 chances)

vs ATLANTA — 7, McDonough 2, Shack 2, Apps, MacDonald & Polis.  
 vs BOSTON — 1, Polis.  
 vs BUFFALO — 1, Hextall.  
 vs CALIFORNIA — 4, Edestrand, Polis, Schock & Shack.  
 vs CHICAGO — 3, McDonough, Schock & Shack.  
 vs DETROIT — 2, MacDonald 2.  
 vs LOS ANGELES — None  
 vs MINNESOTA — 4, MacDonald, Polis, Rupp & Shack.  
 vs MONTREAL — 5, McDonough 2, Edestrand, MacDonald & Polis.  
 vs NEW YORK I. — 4, Polis 2, Hextall & Schinkel.  
 vs NEW YORK R. — 3, Apps 2, & Edestrand.  
 vs PHILADELPHIA — 5, Edestrand, Hextall, MacDonald, McDonough & Rupp  
 vs ST. LOUIS — 7, Apps 3, Pronovost 2, Hextall & McDonough.  
 vs TORONTO — 3, Shack 2 & Hextall.  
 vs VANCOUVER — 3, Hextall, Polis & Shack.

### AGAINST (48 in 261 chances)

ATLANTA — 4, Gratton, Manery, Richard & Romanchych.  
 BOSTON — 8, Esposito 2, Hodge 2, Stanfield 2, Cashman & Vadnais.  
 BUFFALO — 3, Perreault, Martin & Robert.  
 CALIFORNIA — 1, Leach.  
 CHICAGO — 3, Koroll 2 & Pappin.  
 DETROIT — 1, Berenson.  
 LOS ANGELES — 5, Backstrom, Berry, Corrigan, Komadoski & Marotte.  
 MINNESOTA — 3, Drouin, Goldsworthy & Prentice.  
 MONTREAL — 3, Houle, Laponte & Lemaire.  
 NEW YORK I. — 2, Gagnon & Ro. Stewart.  
 NEW YORK R. — 2, Tkaczuk 2.  
 PHILADELPHIA — 5, Barber, Clarke, Dornhoefer, Flett & Lonsberry.  
 ST. LOUIS — 2, Huck & Unger.  
 TORONTO — 5, McKenny 2, Ellis, Ferguson & Henderson.  
 VANCOUVER — 1, Kurtenbach.

### Penguin Scorers

Polis	8	Edestrand	4
Shack	8	Pronovost	2
McDonough	7	Rupp	2
Apps	6	Schock	2
Hextall	6	Schinkel	1
MacDonald	6		

### Penguins in Penalty Box

Edestrand	9	Lagace	2
Hextall	6	Lynch	2
Shack	5	Rupp	2
Watson	5	Schock	2
McDonough	4	MacDonald	1
Burrows	3	Polis	1
Apps	2	Pronovost	1
Harbaruk	2	Schinkel	1

## SHORTHANDED GOALS, 1972-73

The Penguins scored ten shorthanded goals, with Ron Schock scoring three (Los Angeles, New York I., & Philadelphia). Syl Apps (Atlanta & Toronto) and Nick Harbaruk (Atlanta & Philadelphia) each scored two. Darryl Edestrand (Los Angeles), Duane Rupp (Minnesota) and Jean Pronovost (New York I.) also scored.

There were seven shorthanded goals scored against Pittsburgh. Pat Quinn (Atlanta), Bill Collins (Detroit), Butch Goring (Los Angeles) Frank Mahovlich (Montreal), Walter Tkaczuk (New York R.), Bill Clement (Philadelphia) & Danny O'Shea (St. Louis) scored while shorthanded.

## 1972-73 HIGHS & LOWS

### TEAM

LONGEST WINNING STREAK — 4, November 15 thru November 22  
 LONGEST LOSING STREAK — 5, March 3 thru March 11  
 LONGEST UNBEATEN STREAK — 5, November 15 thru November 25 (4-0-1)  
 LONGEST WINLESS STREAK — 8, December 17 thru January 2 (0-5-3)  
 LONGEST HOME WINNING STREAK — 4, November 29 thru December 16  
 LONGEST HOME LOSING STREAK — 3, March 3 thru March 10  
 LONGEST AWAY LOSING STREAK — 9, January 7 thru February 18  
 LONGEST AWAY WINLESS STREAK — 9, November 26 thru January 2 (0-6-3)  
 MOST GOALS ONE GAME — 10, November 22, St. Louis 4 at Pittsburgh 10  
 MOST GOALS AGAINST ONE GAME — 10, March 7, Pittsburgh 4 at Minnesota 10  
 MOST GOALS ONE AWAY GAME — 5, five times  
 MOST GOALS AGAINST ONE HOME GAME — 7, November 1, Montreal 7 at Pittsburgh 1  
 MOST GOALS ONE PERIOD — 7, November 22 vs St. Louis  
 MOST GOALS AGAINST ONE PERIOD — 5, March 7 at Minnesota & March 17 at Vancouver  
 GREATEST WINNING MARGIN — 8, December 13, New York Islanders 1 at Pittsburgh 9  
 GREATEST LOSING MARGIN — 8, December 17, Pittsburgh 1 at New York Rangers 9  
 LARGEST TIE — 5-5, March 16, Pittsburgh 5 at California 5

### INDIVIDUAL

MOST CONSECUTIVE GAMES SCORING GOALS — 3, by five players  
 MOST CONSECUTIVE GAMES SCORING ASSISTS — 6, Ron Schock, October 7 thru 18  
 MOST CONSECUTIVE GAMES SCORING POINTS — 7, Syl Apps, December 13 thru 27, Lowell MacDonald January 20 thru February 3  
 MOST CONSECUTIVE GAMES PENALIZED — 11, Bryan Watson November 12 thru December 6  
 MOST GOALS, ONE GAME — 3, Al McDonough, October 11 at St. Louis, November 18 vs Atlanta & November 22 vs St. Louis; Lowell MacDonald, November 15 vs Minnesota; Eddie Shack, November 29 vs Toronto; Syl Apps, December 13 vs New York Islanders  
 MOST ASSISTS, ONE GAME — 4, Syl Apps, November 15 vs Minnesota & November 29 vs Toronto  
 MOST POINTS, ONE GAME — 6, Syl Apps, December 13 vs New York Islanders (3 goals & 3 assists)  
 MOST PENALTIES, ONE GAME — 3, by several players  
 MOST PENALTY MINUTES, ONE GAME — 17, Nick Harbaruk, March 28 vs Atlanta  
 MOST GOALS, ONE PERIOD — 3, Al McDonough, November 18 vs Atlanta  
 MOST ASSISTS, ONE PERIOD — 2, by several players  
 MOST POINTS, ONE PERIOD — 3, by several players  
 FASTEST GOAL FOR AT START OF GAME — 22 seconds, Al McDonough, December 26 at Detroit  
 FASTEST GOAL FOR AT START OF PERIOD — 7 seconds, Lowell MacDonald, February 10 at Boston  
 EARLIEST WINNING GOAL — 35 seconds, Ken Schinkel, October 17 at New York Islanders

## NHL RECORDS

FASTEST 5 GOALS, ONE TEAM — 2:07, Bryan Hextall, Jean Pronovost, Al McDonough, Ken Schinkel, Ron Schock, November 22 vs St. Louis  
 FASTEST 6 GOALS, ONE TEAM — 5:02, (See Fastest 5 goals) plus Greg Polis

**PITTSBURGH CAREER SCORING**

NAME	GP	G	A	PTS	PIM
Ken Schinkel	371	93	143	236	88
Jean Pronovost	360	108	115	223	149
Bryan Hextall	298	69	108	177	459
Syl Apps	180	53	116	169	115
Ron Schock	302	52	112	164	105
Keith McCreary	292	82	59	141	199
Greg Polis	215	74	57	131	114
Val Fonteyne	349	39	82	121	4
Duane Rupp	265	21	83	104	170
Andy Bathgate	150	35	68	103	89
Nick Harbaruk	308	40	61	101	257
Al McDonough	115	42	52	94	34
Wally Boyer	203	32	62	94	81
Bob Woytowich	248	22	71	93	151
Dean Prentice	144	47	42	89	32
Lowell MacDonald	88	34	42	76	8
Darryl Edestrand	155	25	47	72	140
Earl Ingarfield	90	23	37	60	16
Bryan Watson	265	7	53	60	734
Gene Ubriaco	114	33	26	59	30
Eddie Shack	87	30	29	59	96
Noel Price	143	8	45	53	109
Charlie Burns	76	13	38	51	22
Dunc McCallum	185	14	35	49	228
Billy Dea	139	26	20	46	12
Paul Andrea	90	18	27	45	4
Michel Briere	76	12	32	44	20
Ab McDonald	74	22	21	43	38
Leo Boivin	114	14	26	40	100
Dave Burrows	155	5	34	39	90
Glen Sather	122	20	17	37	210
Lou Angotti	71	17	20	37	36
Art Stratton	58	16	21	37	16
Bob Leiter	78	14	17	31	18
Jim Morrison	132	5	25	30	72
Billy Speer	102	4	17	21	71
Steve Cardwell	53	9	11	20	35
Bob Blackburn	124	8	12	20	105
Billy Harris	55	7	13	20	8
Rick Kessell	83	2	18	20	4
Bob Dillabough	61	7	12	19	20
Jack Lynch	47	1	18	19	40
Rene Robert	49	7	11	18	42
Bob Rivard	27	5	12	17	4
Tracy Pratt	83	5	12	17	158
George Konik	52	7	8	15	26
Rod Zaine	37	8	5	13	21
John Stewart	40	4	9	13	32
Al MacNeil	74	2	10	12	58

**PITTSBURGH CAREER SCORING**

NAME	GP	G	A	PTS	PIM
Wayne Hicks	15	4	7	11	2
Tim Horton	44	2	9	11	40
Sheldon Kannegiesser	75	2	6	8	76
George Swarbrick	31	1	7	8	36
Joe Noris	35	2	5	7	20
Jean Guy Lagace	48	1	6	7	46
Ron Snell	7	3	2	5	6
Robin Burns	41	0	5	5	32
Mike McMahon	12	1	3	4	19
Dick Mattiussi	44	0	4	4	32
Jim Shires	18	1	2	3	2
Bill Hicke	12	2	0	2	6
Brian McKenzie	6	1	1	2	4
Doug Barrie	8	1	1	2	8
Garry Swain	9	1	1	2	0
Yvon Labre	21	1	1	3	19
John Arbour	17	0	2	2	35
Mel Pearson	2	0	1	1	0
Jim Wiley	4	0	1	1	0
Roy Edwards	15	0	1	1	0
Cam Newton	16	0	1	1	6
Denis Herron	18	0	1	1	0
Les Binkley	196	0	1	1	2
Marv Edwards	1	0	0	0	0
Paul Hoganson	2	0	0	0	0
Bill Lecaine	4	0	0	0	0
Ted Lanyon	5	0	0	0	4
Andy Brown	9	0	0	0	2
Ron Lalonde	11	0	0	0	2
Hank Bassen	25	0	0	0	8
Joe Daley	38	0	0	0	2
Jim Rutherford	89	0	0	0	16
Al Smith	93	0	0	0	61
<b>TOTAL</b>	<b>460</b>	<b>1264</b>	<b>2079</b>	<b>3343</b>	<b>5184</b>

**ALL TIME GOALTENDING RECORDS 1967-73**

NAME	GP	MP	GF	GA	ENG	SO	SAVES	AVG	W-L-T
Roy Edwards	15	847	24	36	2	0	355	2.55	2- 8- 4
Hank Bassen	25	1299	58	62	2	1	616	2.86	7- 10- 3
Marv Edwards	1	60	0	3	0	0	30	3.00	0- 1- 0
Jim Rutherford	89	4820	253	245	5	4	2303	3.05	37- 37- 10
Al Smith	91	5027	217	257	3	4	2282	3.07	24- 42- 17
Les Binkley	196	11046	465	574	8	11	5031	3.12	58- 94- 34
Joe Daley	38	2143	107	113	3	2	1094	3.16	11- 18- 6
Denis Herron	18	967	60	55	0	2	397	3.41	6- 7- 2
Cam Newton	16	814	46	51	2	0	361	3.76	4- 7- 1
Andy Brown	9	520	30	41	0	0	270	4.73	3- 4- 2
Paul Hoganson	2	57	4	7	0	0	21	7.37	0- 1- 0
<b>TOTAL</b>	<b>460</b>	<b>27600</b>	<b>1264</b>	<b>1444</b>	<b>25</b>	<b>24</b>	<b>12760</b>	<b>3.19</b>	<b>152-229-79</b>



## ALL TIME LEADERS

GOALS		ASSISTS	
Jean Pronovost	108	Ken Schinkel	143
Ken Schinkel	93	Syl Apps	116
Keith McCreary	82	Jean Pronovost	115
Greg Polis	74	Ron Schock	112
Bryan Hextall	69	Bryan Hextall	108
Syl Apps	53	Duane Rupp	83
Ron Schock	52	Val Fonteyne	82
Dean Prentice	47	Bob Woytowich	71
Al McDonough	42	Andy Bathgate	68
Nick Harbaruk	40	Wally Boyer	62
Val Fonteyne	39	Nick Harbaruk	61
Andy Bathgate	35	Keith McCreary	59
Lowell MacDonald	34	Greg Polis	57
Gene Ubriaco	33	Bryan Watson	53
Wally Boyer	32	Al McDonough	52
POINTS		PENALTY MINUTES	
Ken Schinkel	236	Bryan Watson	734
Jean Pronovost	223	Bryan Hextall	459
Bryan Hextall	177	Nick Harbaruk	257
Syl Apps	169	Dunc McCallum	228
Ron Schock	164	Glen Sather	210
Keith McCreary	141	Duane Rupp	170
Greg Polis	131	Tracy Pratt	158
Val Fonteyne	121	Bob Woytowich	151
Duane Rupp	104	Jean Pronovost	149
Andy Bathgate	103	Darryl Edestrand	140
Nick Harbaruk	101	Syl Apps	115
Al McDonough	94	Greg Polis	114
Wally Boyer	94	Noel Price	109
Bob Woytowich	93	Ron Schock	105
Dean Prentice	89	Bob Blackburn	105

## 10 BEST SEASONS

GOALS		
Al McDonough	35	1972-73
Lowell MacDonald	34	1972-73
Jean Pronovost	30	1971-72
Greg Polis	30	1971-72
Syl Apps	29	1972-73
Dean Prentice	26	1969-70
Greg Polis	26	1972-73
Keith McCreary	25	1968-69
Eddie Shack	25	1972-73
Ab McDonald	22	1967-68

ASSISTS		
Syl Apps	56	1972-73
Syl Apps	44	1971-72
Al McDonough	41	1972-73
Lowell MacDonald	41	1972-73
Andy Bathgate	39	1967-68
Charlie Burns	38	1968-69
Ron Schock	36	1972-73
Ken Schinkel	34	1968-69
Bryan Hextall	33	1972-73
Michel Briere	32	1969-70
Bryan Hextall	32	1970-71

POINTS		
Syl Apps	85	1972-73
Al McDonough	76	1972-73
Lowell MacDonald	75	1972-73
Andy Bathgate	59	1967-68
Syl Apps	59	1971-72
Bryan Hextall	54	1972-73
Jean Pronovost	53	1971-72
Ken Schinkel	52	1968-69
Charlie Burns	51	1968-69
Dean Prentice	51	1969-70

## PENALTY SHOTS

DATE	PLACE	PLAYER-TEAM	GOALIE-TEAM	RESULT
Mar. 10, 1973	Pittsburgh	Ron Schock, Pgh.	Ed Giacomin, NYR	no goal
Jan. 10, 1973	Pittsburgh	Ron Schock, Pgh.	Roy Edwards, Det.	no goal
Nov. 12, 1972	Buffalo	Lowell MacDonald, Pgh.	Roger Crozier, Buf.	no goal
Feb. 9, 1972	Toronto	Syl Apps, Pgh.	Bernie Parent, Tor.	Goal
Feb. 24, 1971	Pittsburgh	Greg Polis, Pgh.	Ernie Wakely, St. L.	no goal
Jan. 14, 1971	Detroit	Jean Pronovost, Pgh.	Roy Edwards, Det.	Goal
Mar. 18, 1970	Pittsburgh	Keith McCreary, Pgh.	Ed Giacomin, NYR.	no goal
Feb. 5, 1969	Pittsburgh	Charlie Burns, Pgh.	Ed Giacomin, NYR.	no goal
Jan. 31, 1968	St. Louis	George Konik, Pgh.	Glen Hall, St. L.	Goal
Dec. 23, 1967	Pittsburgh	Bill Collins, Min.	Les Binkley, Pgh.	no goal

## PITTSBURGH PENGUIN RECORDS

### TEAM

MOST POINTS, ONE SEASON: 73 (1972-73) (32 wins, 9 ties)  
MOST HOME POINTS, ONE SEASON: 52 (1972-73) (24 wins, 4 ties)  
MOST AWAY POINTS, ONE SEASON: 27 (1967-68) (12 wins, 3 ties)  
FEWEST POINTS, ONE SEASON: 51 (1968-69) (20 wins, 11 ties)  
FEWEST HOME POINTS, ONE SEASON: 30 (1968-69) (12 wins, 6 ties)  
FEWEST AWAY POINTS, ONE SEASON: 17 (1970-71) (3 wins, 11 ties)  
MOST WINS, ONE SEASON: 32 (1972-73)  
MOST HOME WINS, ONE SEASON: 24 (1972-73)  
MOST AWAY WINS, ONE SEASON: 12 (1967-68)  
FEWEST WINS, ONE SEASON: 20 (1968-69)  
FEWEST HOME WINS, ONE SEASON: 12 (1968-69)  
FEWEST AWAY WINS, ONE SEASON: 3 (1970-71)  
MOST LOSSES, ONE SEASON: 45 (1968-69)  
MOST HOME LOSSES, ONE SEASON: 20 (1968-69)  
MOST AWAY LOSSES, ONE SEASON: 26 (1972-73)  
FEWEST LOSSES, ONE SEASON: 34 (1967-68)  
FEWEST HOME LOSSES, ONE SEASON: 11 (1972-73)  
FEWEST AWAY LOSSES, ONE SEASON: 22 (1967-68)  
MOST TIES, ONE SEASON: 20 (1970-71)  
FEWEST TIES, ONE SEASON: 9 (1972-73)  
LONGEST WINNING STREAK: 4 (March 26 to March 31, 1968)  
(March 22 to March 26, 1969)  
(October 13 to October 20, 1971)  
(November 15 to November 22, 1972)  
LONGEST HOME WINNING STREAK: 7 (January 13 to February 13, 1971)  
LONGEST AWAY WINNING STREAK: 3 (March 26 to March 30, 1968)  
(October 13 to October 17, 1971)  
LONGEST UNBEATEN STREAK: 6 (November 21 to December 1, 1968) (3-0-3)  
(March 22 to March 30, 1969) (5-0-1)  
LONGEST HOME UNBEATEN STREAK: 8 (November 15 to December 16, 1972)  
(7-0-1)  
LONGEST AWAY UNBEATEN STREAK: 6 (March 12 to April 1, 1972) (1-0-5)  
LONGEST UNBEATEN STREAK, TWO SEASONS: 9 (March 22 to October 19, 1969)  
(5-0-4)  
LONGEST LOSING STREAK: 7 (November 6 to November 20, 1968)  
(January 16 to January 29, 1969)  
LONGEST HOME LOSING STREAK: 4 (November 6 to November 16, 1968)  
(December 4 to December 21, 1968)  
(January 11 to January 29, 1969)  
LONGEST AWAY LOSING STREAK: 9 (January 7 to February 18, 1973)  
LONGEST WINLESS STREAK: 10 (March 5 to March 22, 1970) (0-7-3)  
LONGEST HOME WINLESS STREAK: 6 (November 23 to December 21, 1968)  
(0-4-2)  
LONGEST AWAY WINLESS STREAK: 18 (October 25, 1970 to January 14, 1971)  
(0-11-7)

### GOALS

MOST GOALS FOR, ONE SEASON: 257 (1972-73)  
FEWEST GOALS FOR, ONE SEASON: 182 (1969-70)  
MOST GOALS AGAINST, ONE SEASON: 265 (1972-73)

FEWEST GOALS AGAINST, ONE SEASON: 216 (1967-68)  
LARGEST WIN: 9 – 1 vs Detroit (December 19, 1970)  
9 – 1 vs New York Islanders (December 13, 1972)  
LARGEST LOSS: 9 – 1 at New York Rangers (December 17, 1972)  
LARGEST TIE: 6 – 6 vs California (March 2, 1968)  
6 – 6 at Buffalo (February 18, 1971)  
MOST GOALS FOR, ONE HOME GAME: 10 (November 22, 1972 vs St. Louis)  
MOST GOALS FOR, ONE AWAY GAME: 7 (March 27, 1968 at California)  
(February 4, 1970 at Minnesota)  
(March 14, 1972 at Vancouver)  
MOST GOALS AGAINST, ONE HOME GAME: 8 (October 23, 1968 vs Chicago)  
(February 12, 1972 vs New York R.)  
MOST GOALS AGAINST, ONE AWAY GAME: 10 (March 7, 1973 at Minnesota)  
MOST GOALS FOR, ONE HOME PERIOD: 7 (November 22, 1972 vs St. Louis)  
MOST GOALS FOR, ONE AWAY PERIOD: 3 (22 times)  
MOST GOALS AGAINST, ONE HOME PERIOD: 5 (March 2, 1968 vs California)  
(January 19, 1972 vs Vancouver)  
MOST GOALS AGAINST, ONE AWAY PERIOD: 5 (January 31, 1968 at St. Louis)  
(January 3, 1970 at St. Louis)  
(February 18, 1971 at Buffalo)  
(March 7, 1973 at Minnesota)  
(March 17, 1973 at Vancouver)

### ASSISTS

MOST ASSISTS, ONE SEASON: 420 (1972-73)  
MOST ASSISTS, ONE HOME GAME: 17 (December 13, 1972 vs New York Islanders)  
MOST ASSISTS, ONE AWAY GAME: 12 (March 27, 1968 at California)  
MOST ASSISTS, ONE HOME PERIOD: 11 (November 22, 1972 vs St. Louis)  
MOST ASSISTS, ONE AWAY PERIOD: 6 (March 16, 1968 at Montreal)  
(March 27, 1968 at California)  
(February 19, 1970 at Los Angeles)  
(October 11, 1972 at St. Louis)  
(December 23, 1972 at Montreal)

### POINTS

MOST POINTS, ONE SEASON: 677 (1972-73) (257 goals, 420 assists)  
MOST POINTS, ONE HOME GAME: 26 (November 22, 1972 vs St. Louis)  
(10 goals, 16 assists)  
(December 13, 1972 vs New York Islanders)  
(9 goals, 17 assists)  
MOST POINTS, ONE AWAY GAME: 19 (March 27, 1968 at California)  
(7 goals, 12 assists)  
MOST POINTS, ONE HOME PERIOD: 18 (November 22, 1972 vs St. Louis)  
(7 goals, 11 assists)  
MOST POINTS, ONE AWAY PERIOD: 9 (March 16, 1968 at Montreal)  
(March 27, 1968 at California)  
(February 19, 1970 at Los Angeles)  
(October 11, 1972 at St. Louis)  
(December 23, 1972 at Montreal)  
(3 goals, 6 assists)

## PENALTIES

MOST PENALTIES, ONE SEASON: 419 (1970-71) (361-45-13)  
MOST MINORS, ONE SEASON: 369 (1969-70)  
MOST MAJORS, ONE SEASON: 45 (1970-71)  
MOST MISCONDUCTS, ONE SEASON: 13 (1969-70) & (1970-71)

## PENALTY MINUTES

MOST PENALTY MINUTES, ONE SEASON: 1077 (1970-71) (361-45-13)  
MOST PENALTIES, HOME GAME: 13 (November 22, 1969 vs Philadelphia) (10-2-1)  
MOST PENALTIES, AWAY GAME: 13 (November 9, 1971 at St. Louis) (7-5-1)  
MOST PENALTY MINUTES, HOME GAME: 44 (October 10, 1970 vs Buffalo) (7-2-2)  
MOST PENALTY MINUTES, AWAY GAME: 49 (November 9, 1971 at St. Louis) (7-5-1)  
MOST PENALTIES, ONE HOME PERIOD: 9 (April 4, 1971 vs St. Louis) (6-2-1)  
MOST PENALTIES, ONE AWAY PERIOD: 8 (October 18, 1970 at Buffalo) 5-2-1  
MOST PENALTY MINUTES, ONE HOME PERIOD: 36 (October 10, 1970 vs Buffalo) (3-2-2)  
MOST PENALTY MINUTES, ONE AWAY PERIOD: 34 (November 28, 1970 at Montreal) (2-4-1)

## INDIVIDUAL

MOST SEASONS: 6 - Ken Schinkel (1967-1973)  
MOST GAMES PLAYED: 371 - Ken Schinkel, 360 - Jean Pronovost  
MOST CONSECUTIVE GAMES PLAYED: 276 - Nick Harbaruk (last miss, Jan. 3, 1970)

## POINTS

MOST POINTS, ALL TIME: 236 - Ken Schinkel, 223 - Jean Pronovost  
MOST POINTS, ONE SEASON: 85 - Syl Apps (1972-73)  
MOST HOME POINTS, ONE SEASON: 50 - Syl Apps (1972-73)  
MOST AWAY POINTS, ONE SEASON: 35 - Syl Apps (1972-73)  
MOST CONSECUTIVE GAMES, 9 - Jean Pronovost (Feb. 26, 1972 - Mar. 14, 1972)  
SCORING POINTS: (9 goals & 5 assists)  
MOST POINTS, ONE SEASON, CENTER: 85 - Syl Apps (1972-73)  
MOST POINTS, ONE SEASON, LEFT WING: 75 - Lowell MacDonald (1972-73)  
MOST POINTS, ONE SEASON, RIGHT WING: 76 - Al McDonough (1972-73)  
MOST POINTS, ONE SEASON, DEFENSEMAN: 39 - Darryl Edestrand (1972-73)  
MOST POINTS, ONE GAME: 6 - Syl Apps (Dec. 13, 1972 vs New York I. 3 goals & 3 assists)  
MOST POINTS, ONE PERIOD: 4 - Syl Apps (Mar. 24, 1971 vs Detroit, 4 assists)  
MOST POINTS, ONE MONTH: 22 - Syl Apps (November, 1972)

## GOALS

MOST GOALS, ALL TIME: 108 - Jean Pronovost  
MOST HOME GOALS, ALL TIME: 62 - Jean Pronovost  
MOST AWAY GOALS, ALL TIME: 46 - Jean Pronovost  
MOST GOALS, ONE SEASON: 35 - Al McDonough (1972-73)  
MOST CONSECUTIVE GAMES SCORING GOALS: 7 - Jean Pronovost (Mar. 2-14, 1972)  
MOST GOALS, ONE SEASON, CENTER: 29 - Syl Apps (1972-73)  
MOST GOALS, ONE SEASON, LEFT WING: 34 - Lowell MacDonald (1972-73)  
MOST GOALS, ONE SEASON, RIGHT WING: 35 - Al McDonough (1972-73)  
MOST GOALS, ONE SEASON, DEFENSEMAN: 15 - Darryl Edestrand (1972-73)

MOST GOALS, ONE GAME: 3 - Al McDonough (Oct. 11, 1972 at St. Louis)  
- Al McDonough (Nov. 18, 1972 vs Atlanta)  
- Al McDonough (Nov. 22, 1972 vs St. Louis)  
- Ken Schinkel (Oct. 31, 1967 vs Chicago)  
- Ken Schinkel (Feb. 4, 1970 vs Minnesota)  
- Andy Bathgate (Oct. 18, 1967 vs Minnesota)  
- Glen Sather (Dec. 19, 1970 vs Detroit)  
- Duane Rupp (Mar. 24, 1971 vs Detroit)  
- Bob Leiter (Dec. 1, 1971 vs Detroit)  
- Lowell MacDonald (Nov. 15, 1972 vs Minnesota)  
- Eddie Shack (Nov. 29, 1972 vs Toronto)  
- Syl Apps (Dec. 13, 1972 vs New York Islanders)  
MOST GOALS, ONE PERIOD: 3 - Al McDonough (Nov. 18, 1972 vs Atlanta)  
MOST GOALS, ONE MONTH: 10 - Jean Pronovost (March, 1971-72)

## ASSISTS

MOST ASSISTS, ALL TIME: 143 - Ken Schinkel  
MOST HOME ASSISTS, ALL TIME: 81 - Ken Schinkel  
MOST AWAY ASSISTS, ALL TIME: 62 - Ken Schinkel  
MOST ASSISTS, ONE SEASON: 56 - Syl Apps (1972-73)  
MOST CONSECUTIVE GAMES SCORING ASSISTS: 6 - Ken Schinkel (Nov. 18 - Dec. 2, 1967) (8 assists)  
6 - Syl Apps (Oct. 16 - 27, 1971) (6 assists)  
6 - Ron Schock (Oct. 7 - Oct. 18, 1972) (9 assists)  
MOST ASSISTS, ONE SEASON, CENTER: 56 - Syl Apps (1972-73)  
MOST ASSISTS, ONE SEASON, LEFT WING: 41 - Lowell MacDonald (1972-73)  
MOST ASSISTS, ONE SEASON, RIGHT WING: 41 - Al McDonough (1972-73)  
MOST ASSISTS, ONE SEASON, DEFENSEMAN: 28 - Duane Rupp (1970-71)  
MOST ASSISTS, ONE SEASON, GOALIE: 1 - Les Binkley (1969-70)  
1 - Roy Edwards (1971-72)  
1 - Denis Herron (1972-73)  
1 - Cam Newton (1972-73)  
MOST ASSISTS, ONE GAME: 4 - Syl Apps (Mar. 24, 1971 vs Detroit)  
- Syl Apps (Nov. 29, 1972 vs Toronto)  
- Charlie Burns (Mar. 26, 1969 vs Los Angeles)  
- Bryan Hextall (Feb. 4, 1970 at Minnesota)  
- Bob Woytowich (Feb. 8, 1970 vs Minnesota)  
- Duane Rupp (Nov. 4, 1970 vs Vancouver)  
- Tim Horton (Jan. 15, 1971 vs Philadelphia)  
MOST ASSISTS, ONE PERIOD: 4 - Syl Apps (Mar. 24, 1971 vs Detroit)  
MOST ASSISTS, ONE MONTH: 16 - Syl Apps (November, 1972)

## GOALIES

MOST GAMES, ALL TIME: 196 - Les Binkley (1967-72)  
MOST GAMES, ONE SEASON: 54 - Les Binkley (1967-68)  
MOST MINUTES PLAYED, ALL TIME: 11,046 - Les Binkley  
MOST MINUTES PLAYED, ONE SEASON: 3,141 - Les Binkley (1967-68)  
MOST GOALS AGAINST, ALL TIME: 574 - Les Binkley  
MOST GOALS AGAINST, ONE SEASON: 158 - Les Binkley (1968-69)  
BEST GOALS AGAINST AVERAGE, ALL TIME: 2.86 Hank Bassen  
LOWEST GOALS AGAINST AVERAGE, ONE SEASON: 2.86 - Hank Bassen (1967-68)  
MOST SHUTOUTS, ALL TIME: 11 - Les Binkley  
MOST SHUTOUTS, ONE SEASON: 6 - Les Binkley (1967-68)  
MOST SAVES, ALL TIME: 5,031 - Les Binkley  
MOST SAVES, ONE SEASON: 1,456 - Les Binkley (1968-69)  
MOST WINS, ALL TIME: 58 - Les Binkley  
MOST WINS, ONE SEASON: 20 - Les Binkley (1967-68)  
20 - Jim Rutherford (1972-73)  
MOST LOSSES, ALL TIME: 94 - Les Binkley  
MOST LOSSES, ONE SEASON: 31 - Les Binkley (1968-69)  
MOST WINS IN A ROW: 6 - Al Smith (Feb. 15 - Mar. 4, 1970)  
MOST LOSSES IN A ROW: 6 - Les Binkley (Jan. 16 - 29, 1969)  
LONGEST UNBEATEN STREAK: 9 - Jim Rutherford (Mar. 14 - Oct. 11, 1972) (6-0-3)  
LONGEST HOME UNBEATEN STREAK: 16 - Jim Rutherford (Feb. 16 - Dec. 2, 1972)  
(15-0-1)  
LONGEST WINLESS STREAK: 15 - Al Smith (Jan. 28 - Apr. 1, 1971) (0-10-5)

## PENALTIES

MOST PENALTY MINUTES, ONE SEASON: 212-Bryan Watson (1971-72) (56-10-5)  
MOST PENALTY MINUTES, ONE SEASON, CENTER: 133-Bryan Hextall (1970-71)  
MOST PENALTY MINUTES, ONE SEASON, LEFT WING: 114-Glen Sather  
1969-70)  
MOST PENALTY MINUTES, ONE SEASON, RIGHT WING: 108-Nick Harbaruk  
(1970-71)  
MOST PENALTY MINUTES, ONE SEASON, DEFENSEMAN: 212-Bryan Watson  
(1971-72)  
MOST PENALTY MINUTES, ONE SEASON, GOALIE: 41-A1 Smith (1970-71)  
MOST PENALTIES, ONE GAME: 6-Bryan Watson (Feb. 11, 1970 at Chicago) (3-2-1)  
MOST PENALTY MINUTES, ONE GAME: 26-Bryan Watson (Feb. 11, 1970 at  
Chicago) (3-2-1)  
MOST PENALTIES, ONE PERIOD: 4-Glen Sather (Oct. 18, 1970 at Buffalo) (3-1-0)  
4-A1 Smith (Apr. 4, 1971 vs St. Louis) (2-1-1)  
MOST PENALTY MINUTES, ONE PERIOD: 25-Bryan Hextall (Oct. 10, 1970 vs  
Buffalo) (0-1-2)  
MOST MINORS, ONE SEASON: 62-Bryan Watson (1969-70)  
MOST MINORS, ONE GAME: 5-Bryan Watson, Feb. 21, 1970 at California)  
MOST MAJORS, ONE SEASON: 15-Bryan Watson (1972-73)  
MOST MISCONDUCTS, ONE SEASON: 5-Bryan Watson (1971-72)

## FASTEST GOALS

FASTEST TWO GOALS, ONE PLAYER: 7 seconds by Wally Boyer, Mar. 5, 1970  
at Detroit vs Roy Edwards, 3rd period.  
Boyer (Schock, Morrison) 15:10  
Boyer (Schock) 15:17  
FASTEST TWO GOALS, OPPONENT: 18 seconds by Brad Park, New York Rangers  
ONE PLAYER  
at Pittsburgh vs Jim Rutherford, Feb. 12, 1972  
Park (Stemkowski, Tkaczuk) 4:25  
Park (Fairbairn, Tkaczuk) 4:43  
FASTEST TWO GOALS, PITTSBURGH: 9 seconds, Nov. 22, 1972 vs St. Louis  
TWO PLAYERS  
McDonough (Apps) 13:40  
Schinkel (Burrows, Schock) 13:49  
FASTEST TWO PITTSBURGH ASSISTS: 7 seconds by Ron Schock, Mar. 5, 1970  
(See fastest two goals, one player)  
FASTEST TWO OPPONENT ASSISTS: 8 seconds by Bob Pulford, Nov. 20, 1968  
(See fastest two opponent goals)  
FASTEST THREE GOALS: 13:16 by Al McDonough, Nov. 18, 1972 vs  
ONE PLAYER  
Atlanta vs Phil Myre. 1st period  
McDonough (Apps, Shack) 1:34  
McDonough, (Apps, MacDonald) 3:12  
McDonough (Kessell, Rupp) 14:50  
FASTEST THREE PITTSBURGH GOALS: 27 seconds, Nov. 22, 1972 vs St. Louis  
McDonough (Apps) 13:40  
Schinkel (Burrows, Schock) 13:49  
Schock (Schinkel, Lynch) 14:07  
FASTEST FOUR PITTSBURGH GOALS: 1:49, Nov. 22, 1972 vs St. Louis  
Hextall (Lynch, Polis) 12:00  
Pronovost (Polis) 12:18  
McDonough (Apps) 13:40  
Schinkel (Burrows, Schock) 13:49  
1:49, Nov. 22, 1972 vs St. Louis  
Pronovost (Polis) 12:18  
McDonough (Apps) 13:40  
Schinkel (Burrows, Schock) 13:49  
Schock (Schinkel, Lynch) 14:07  
FASTEST FIVE PITTSBURGH GOALS: 2:07, Nov. 22, 1972 vs St. Louis  
(NHL RECORD)  
Hextall (Lynch, Polis) 12:00  
Pronovost (Polis) 12:18  
McDonough, (Apps) 13:40  
Schinkel (Burrows, Schock) 13:49  
Schock (Schinkel, Lynch) 14:07  
FASTEST PITTSBURGH GOAL, START OF GAME: 11 seconds by Bryan Hextall,  
Jan. 25, 1970 at Boston  
FASTEST OPPONENT GOAL, START OF GAME: 14 seconds by Brit Selby, Phila.  
Dec. 17, 1967 at Philadelphia  
EARLIEST WINNING GOAL: 35 seconds by Ken Schinkel, Oct. 17, 1972  
at New York Islanders

## HERSHEY BEARS — AHL



**FRANK MATHERS**  
General Manager



**CHUCK HAMILTON**  
Coach

### 1972-73 FINAL STANDINGS

#### WESTERN DIVISION

	GP	W	L	T	PTS	GF	GA
Cincinnati	76	54	17	5	113	351	206
Hershey	76	42	23	11	95	326	231
Virginia	76	38	22	16	92	258	221
Richmond	76	30	36	10	70	272	280
Jacksonville	76	23	44	9	55	251	329
Baltimore	76	17	48	11	45	210	315

#### EASTERN DIVISION

	GP	W	L	T	PTS	GF	GA
Nova Scotia	76	43	18	15	101	316	191
Boston	76	34	29	13	81	248	256
Rochester	76	33	31	12	78	239	276
Providence	76	32	30	14	78	253	255
Springfield	76	18	42	16	52	265	344
New Haven	76	16	40	20	52	246	331

### CALDER CUP PLAYOFFS

<b>SERIES "A"</b>	Nova Scotia defeated Providence 4 games to none
<b>SERIES "B"</b>	Boston defeated Rochester 4 games to 2
<b>SERIES "C"</b>	Cincinnati defeated Richmond 4 games to none
<b>SERIES "D"</b>	Virginia defeated Hershey 4 games to 3
<b>SERIES "E"</b>	Nova Scotia defeated Boston 4 games to none
<b>SERIES "F"</b>	Cincinnati defeated Virginia 4 games to 2
<b>SERIES "G"</b>	Cincinnati won Calder Cup by defeating Nova Scotia 4 games to 1

## HERSHEY BEARS 1972-73 SCORING

	REGULAR SEASON					PLAYOFFS				
	GP	G	A	PTS	PIM	GP	G	A	PTS	PIM
Gil Gilbert	71	31	58	89	8	7	3	8	11	2
Jim Wiley	71	30	45	75	30	7	1	1	2	6
Ron Snell	75	33	38	71	90	7	1	5	6	4
Ted Snell	72	29	35	64	23	6	0	3	3	0
Hugh Harvey	70	23	27	50	89	7	6	2	8	2
Hank Nowak	66	25	22	47	77	7	2	1	3	8
Robin Burns	39	22	25	47	51	-	-	-	-	-
Bernie Lukowich	69	22	23	45	64	7	0	2	2	26
Ron Lalonde	60	16	26	42	34	7	1	1	2	0
Ralph Keller	73	9	33	42	103	7	1	5	6	8
Gerry Methe	74	14	27	41	140	7	0	1	1	13
Steve Cardwell	30	16	23	39	20	7	5	2	7	22
Yvon Labre	72	8	29	37	170	7	1	3	4	35
Bob Birdsell	74	12	23	35	13	7	2	1	3	2
Jay Babcock	57	10	19	29	77	7	0	0	0	16
Jean Guy Lagace	37	7	14	21	54	-	-	-	-	-
Larry Bignell	65	6	15	21	94	7	1	1	2	16
Jack Lynch	26	4	17	21	26	7	0	1	1	28
Sheldon Kannegiesser	36	3	12	15	31	-	-	-	-	-
Jim Hrycuik	36	3	7	10	22	-	-	-	-	-
Joe Noris	8	2	5	7	9	-	-	-	-	-
Brian McKenzie	3	0	2	2	16	-	-	-	-	-
Paul Hoganson	41	0	2	2	4	3	0	0	0	0
Brian Walker	3	1	0	1	0	-	-	-	-	-
Cam Newton	19	0	0	0	10	-	-	-	-	-
Denis Herron	21	0	0	0	0	4	0	0	0	0

	GP	MIN	GA	SO	AVG	GP	MIN	GA	SO	AVG
Paul Hoganson	41	2251	110	3	2.98	3	179	14	0	4.69
Denis Herron	21	1185	63	0	3.19	4	240	16	0	4.00
Cam Newton	19	1121	53	2	2.83	-	-	-	-	-

FORT WAYNE KOMETS – IHL



**KEN ULLYOT**  
General Manager



**MARC BOILEAU**  
Coach

1972-73 FINAL STANDINGS

SOUTH DIVISION

	GP	W	L	T	PTS	GF	GA
Fort Wayne	74	48	23	3	99	308	219
Dayton	73	44	25	4	92	308	235
Des Moines	74	30	41	3	63	279	360
Columbus	74	10	62	2	22	177	393

NORTH DIVISION

	GP	W	L	T	PTS	GF	GA
Flint	74	44	29	1	89	347	281
Port Huron	73	41	31	1	83	266	237
Toledo	74	36	33	5	77	257	261
Muskegon	74	36	34	4	76	302	259
Saginaw	74	30	41	3	63	305	304

TURNER CUP PLAYOFFS

- SERIES "A" Port Huron defeated Toledo 3 games to 1
- SERIES "B" Dayton defeated Des Moines 3 games to none
- SERIES "C" Ft. Wayne defeated Flint 4 games to 1
- SERIES "D" Port Huron defeated Dayton 3 games to none
- SERIES "E" Ft. Wayne won Turner Cup by defeating Port Huron 4 games to none

Ft. Wayne Komets — 1972-73 winners of the Fred A. Huber Jr. Trophy as regular season champions and winners of the Joseph Turner Memorial Cup as playoff champions.

FORT WAYNE KOMETS 1972-73 SCORING

	REGULAR SEASON					PLAYOFFS				
	GP	G	A	PTS	PIM	GP	G	A	PTS	PIM
Wayne Ego	73	29	65	94	42	9	6	5	11	4
Brian Walker	53	24	47	71	24	9	7	6	13	4
Dean Sherematta	71	36	30	66	124	8	2	2	4	21
Jeff Ablett	73	27	39	66	50	9	6	5	11	7
Bob Miller	70	29	34	63	39	9	4	6	10	0
Bob Fitchener	73	26	37	63	157	9	4	10	14	22
Chick Balon	69	31	28	59	43	5	1	3	4	2
Jim Pearson	73	20	37	57	101	9	5	9	14	9
Terry Pembroke	74	10	47	57	133	9	0	1	1	10
Ray Brownlee	64	18	32	50	20	9	1	3	4	2
Bob Kirk	60	7	25	32	99	9	1	4	5	25
Ron Ulliyot	72	16	14	30	42	9	2	2	4	6
Terry Thomson	69	3	26	29	27	9	1	3	4	11
Jim Hrycuik	25	12	11	23	35	9	7	5	12	6
Cal Purinton	57	2	14	16	162	9	1	2	3	25
D'Arcy Keating	28	7	4	11	24	5	2	3	5	2
Glen Toner	17	3	6	9	15	-	-	-	-	-
Glen Collard	29	4	5	9	22	-	-	-	-	-
Larry Billows	7	2	3	5	0	-	-	-	-	-
Al MacKenzie	8	1	4	5	17	-	-	-	-	-
Bob Fowler	3	0	1	1	2	-	-	-	-	-
Don Atchison	30	0	1	1	4	8	0	0	0	4
Robbie Irons	45	0	1	1	4	1	0	2	2	7
Marc Boileau	2	0	0	0	0	-	-	-	-	-
Garry Davidson	5	0	0	0	2	-	-	-	-	-
Mark Weinstein	8	0	0	0	2	-	-	-	-	-

	GP	MIN	GA	SO	AVG	GP	MIN	GA	SO	AVG
Robbie Irons	45	2737	132	2	2.89	1	60	0	1	0.00
Don Atchison	30	1774	87	2	2.94	8	489	17	1	2.09

## 1972-73 NHL SCORING LEADERS

NAME - TEAM	GP	G	A	PTS
Phil Esposito, Boston	78	55	75	130
Bobby Clarke, Philadelphia	78	37	67	104
Bobby Orr, Boston	63	29	72	101
Rick MacLeish, Philadelphia	78	50	50	100
Jacques Lemaire, Montreal	77	44	51	95
Jean Ratelle, New York R.	78	41	53	94
Mickey Redmond, Detroit	76	52	41	93
John Bucyk, Boston	78	40	53	93
Frank Mahovlich, Montreal	78	38	55	93
Jim Pappin, Chicago	76	41	51	92
Marcel Dionne, Detroit	77	40	50	90
Dennis Hull, Chicago	78	39	51	90
Pit Martin, Chicago	78	29	61	90
Gilbert Perreault, Buffalo	78	28	60	88
<b>Syl Apps, Pittsburgh</b>	77	29	56	85
Rod Gilbert, New York R.	76	25	59	84
Stan Mikita, Chicago	57	27	56	83
Rene Robert, Buffalo	75	40	43	83
Dennis Hextall, Minnesota	78	30	52	82
Ken Hodge, Boston	73	37	44	81
Garry Unger, St. Louis	78	41	39	80
Yvan Cournoyer, Montreal	67	40	39	79
Gary Dornhoefer, Philadelphia	77	30	49	79
Fred Stanfield, Boston	78	20	58	78
Darryl Sittler, Toronto	78	29	48	77
<b>Al McDonough, Pittsburgh</b>	78	35	41	76
<b>Lowell MacDonald, Pittsburgh</b>	78	34	41	75

## LEAGUE LEADERS

Goals	Phil Esposito, Boston	55
Assists	Phil Esposito, Boston	75
Points	Phil Esposito, Boston	130
Penalty Minutes	Dave Schultz, Philadelphia	259
Power Play Goals	Rick MacLeish, Philadelphia	21
Shorthanded Goals	Phil Esposito, Boston	5
Winning Goals	Phil Esposito, Boston	11
Goals Against Avg.	Ken Dryden, Montreal	2.26
Shutouts	Ken Dryden, Montreal	6
	Roy Edwards, Detroit	6
Points, One Game	Rick MacLeish, Philadelphia	7

## SCORING SUMMARIES

## PITTSBURGH VS ATLANTA

1972-73	GP	W	L	T	PTS	GF	GA	PPG	SHG	PEN	PIM
PITTSBURGH	5	4	1	0	8	23	15	7	2	28	84
ATLANTA	5	1	4	0	2	15	23	4	1	29	86

### AT PITTSBURGH

Nov. 18 Pgh. 6 (f) Atl. 1 (g)  
 Dec. 16 Pgh. 5 (b) Atl. 3 (d)  
 Mar. 28 Pgh. 6 (c) Atl. 3 (e)

### AT ATLANTA

Nov. 26 Atl. 6 (d) Pgh. 2 (h)  
 Mar. 25 Pgh. 4 (c) Atl. 2 (d)

(b) Herron in goal  
 (c) Brown in goal  
 (f) Herron replaced Rutherford 22:06  
 (h) Herron replaced Rutherford 4:47

(d) Myre in goal  
 (e) Bouchard in goal  
 (g) Myre replaced Bouchard 20:00

### GOALS BY PERIODS

	1st	2nd	3rd	Total
PITTSBURGH	7	10	6	23
ATLANTA	8	4	3	15

### SHOTS BY PERIODS

	1st	2nd	3rd	Total
PITTSBURGH	57	59	55	171
ATLANTA	52	41	56	149

### PITTSBURGH

PLAYER	GP	G	A	PTS	PIM
McDonough	5	6	6	12	0
Apps	5	4	6	10	0
MacDonald	5	4	4	8	0
Shack	5	3	3	6	18
Schock	5	1	4	5	5
Polis	5	2	2	4	4
Harbaruk	5	1	2	3	17
Lynch	4	0	3	3	6
Kessell	5	0	3	3	0
Hextall	5	2	0	2	2
Schinkel	3	0	2	2	0
Burrows	5	0	2	2	4
Rupp	5	0	2	2	2
Edestrand	5	0	1	1	6
Watson	5	0	1	1	18
Lagace	1	0	0	0	2
Brown	2	0	0	0	0
Burns	2	0	0	0	0
Rutherford	2	0	0	0	0
Shires	2	0	0	0	0
Herron	3	0	0	0	0
Pronovost	4	0	0	0	0

**TOTAL** 5 23 41 64 28-84

### GOALIES

GOALIES	GP	MP	GA	SO	AVG
Brown (2-0-0)	2	120	5	0	2.50
Herron (1-1-0)	3	153	7	0	2.74
Rutherford (1-0-0)	2	27	3	0	6.67
<b>TOTAL</b>	<b>5</b>	<b>300</b>	<b>15</b>	<b>0</b>	<b>3.00</b>

### ATLANTA

PLAYER	GP	G	A	PTS	PIM
Leiter	5	2	5	7	0
Romanchych	5	2	3	5	2
Manery	5	1	3	4	0
Richard	4	2	1	3	0
Quinn	5	1	2	3	10
Bennett	3	1	1	2	2
Gratton	3	1	1	2	2
Hicke	3	1	1	2	5
Stewart	5	1	1	2	5
Price	3	0	2	2	0
Brown	2	1	0	1	0
Deadmarsh	2	1	0	1	4
Comeau	5	1	0	1	0
Picard	2	0	1	1	6
Paradise	4	0	1	1	2
MacMillan	5	0	1	1	0
McCreary	5	0	1	1	0
Plager	5	0	1	1	13
Bouchard	2	0	0	0	12
Harris	2	0	0	0	2
Rocheport	3	0	0	0	0
Ketter	4	0	0	0	21
Myre	4	0	0	0	0
Morrison	5	0	0	0	0

**TOTAL** 5 15 25 40 29-86

### GOALIES

GOALIES	GP	MP	GA	SO	AVG
Myre (1-2-0)	4	220	13	0	3.55
Bouchard (0-2-0)	2	80	10	0	7.50
<b>TOTAL</b>	<b>5</b>	<b>300</b>	<b>23</b>	<b>0</b>	<b>4.60</b>

**SCORING SUMMARIES**

**PITTSBURGH VS BOSTON**

1972-73	GP	W	L	T	PTS	GF	GA	PPG	SHG	PEN	PIM
PITTSBURGH	5	1	4	0	2	14	21	1	0	34	83
BOSTON	5	4	1	0	8	21	14	8	0	40	135

**AT PITTSBURGH**

Oct. 21 Bos. 4 (d) Pgh. 2 (b)  
 Dec. 19 Bos. 3 (d) Pgh. 2 (a)  
 Jan. 20 Pgh. 3 (a) Bos. 0 (d)

**AT BOSTON**

Oct. 15 Bos. 8 (d) Pgh. 4 (a)  
 Feb. 10 Bos. 6 (d) Pgh. 3 (c)

(a) Rutherford in goal  
 (b) Herron in goal  
 (c) Newton in goal

(d) Johnston in goal

**GOALS BY PERIODS**

	1st	2nd	3rd	Total	1st	2nd	3rd	Total
PITTSBURGH	5	7	2	14	56	50	43	149
BOSTON	7	9	5	21	52	56	55	163

**SHOTS BY PERIODS**

**PITTSBURGH**

PLAYER	GP	G	A	PTS	PIM
MacDonald	5	5	3	8	2
Apps	5	2	3	5	0
McDonough	5	1	4	5	6
Pronovost	3	0	3	3	2
Polis	5	2	0	2	0
Shack	4	1	1	2	11
Burrows	5	1	1	2	4
Harbaruk	5	0	2	2	0
Schinkel	3	1	0	1	0
Rupp	5	1	0	1	15
Lagace	2	0	1	1	4
Lynch	3	0	1	1	2
Watson	4	0	1	1	16
Edestrand	5	0	1	1	13
Hextall	5	0	1	1	4
Kessell	5	0	1	1	0
Schock	5	0	1	1	2
Herron	1	0	0	0	0
Kannegiesser	1	0	0	0	0
Lalonde	1	0	0	0	0
Newton	1	0	0	0	2
Burns	2	0	0	0	0
Cardwell	2	0	0	0	0
Rutherford	3	0	0	0	0
<b>TOTAL</b>	<b>5</b>	<b>14</b>	<b>24</b>	<b>38</b>	<b>34-83</b>

**BOSTON**

PLAYER	GP	G	A	PTS	PIM
Esposito	5	5	6	11	7
Bucyk	5	1	9	10	0
Stanfield	5	2	5	7	4
Hodge	4	2	4	6	0
Walton	4	4	1	5	0
Cashman	5	3	1	4	6
Orr	4	1	3	4	33
Vadnais	5	1	3	4	7
Roberts	1	0	2	2	0
Awrey	5	0	2	2	22
Marcotte	5	1	0	1	4
O'Donnell	5	1	0	1	12
Ravlich	1	0	0	0	0
Sanderson	1	0	0	0	0
Sheppard	3	0	0	0	0
O'Reilly	4	0	0	0	5
Bailey	5	0	0	0	16
Beverly	5	0	0	0	6
Johnston	5	0	0	0	2
Smith	5	0	0	0	11
<b>TOTAL</b>	<b>5</b>	<b>21</b>	<b>36</b>	<b>57</b>	<b>40-135</b>

**GOALIES**

	GP	MP	GA	SO	AVG
Rutherford (1-2-0)	3	180	11	1	3.67
Herron (0-1-0)	1	60	4	0	4.00
Newton (0-1-0)	1	60	6	0	6.00
<b>TOTAL</b>	<b>5</b>	<b>300</b>	<b>21</b>	<b>1</b>	<b>4.20</b>

**GOALIES**

	GP	MP	GA	SO	AVG
Johnston (4-1-0)	5	300	14	0	2.80
<b>TOTAL</b>	<b>5</b>	<b>300</b>	<b>14</b>	<b>0</b>	<b>2.80</b>

**SCORING SUMMARIES**

**PITTSBURGH VS BUFFALO**

1972-73	GP	W	L	T	PTS	GF	GA	PPG	SHG	PEN	PIM
PITTSBURGH	5	0	3	2	2	9	14	1	0	21	51
BUFFALO	5	3	0	2	8	14	9	3	0	27	84

**AT PITTSBURGH**

Feb. 17 Pgh. 3 (a) Buf. 3 (d)  
 Mar. 24 Pgh. 4 (b) Buf. 4 (c)

(a) Rutherford in goal  
 (b) Brown in goal

**AT BUFFALO**

Nov. 12 Buf. 1 (c) Pgh. 0 (a)  
 Feb. 18 Buf. 4 (c) Pgh. 1 (a)  
 Feb. 25 Buf. 2 (c) Pgh. 1 (a)

(c) Crozier in goal  
 (d) Dryden replaced Crozier 9:39

**GOALS BY PERIODS**

	1st	2nd	3rd	Total	1st	2nd	3rd	Total
PITTSBURGH	4	2	3	9	46	45	44	135
BUFFALO	4	5	5	14	49	68	50	167

**SHOTS BY PERIODS**

**PITTSBURGH**

PLAYER	GP	G	A	PTS	PIM
Polis	5	1	3	4	2
Pronovost	5	2	1	3	2
Apps	5	1	1	2	2
Edestrand	5	1	1	2	6
Harbaruk	5	1	1	2	2
Hextall	5	1	1	2	2
McDonough	5	1	1	2	2
Burrows	5	0	2	2	0
Watson	5	0	2	2	21
Lagace	4	1	0	1	0
MacDonald	5	0	1	1	0
Schock	5	0	1	1	0
Brown	1	0	0	0	0
Lynch	1	0	0	0	0
Schinkel	1	0	0	0	0
Shires	1	0	0	0	0
Kessell	2	0	0	0	0
Lalonde	2	0	0	0	0
Burns	3	0	0	0	2
Rutherford	4	0	0	0	0
Rupp	5	0	0	0	4
Shack	5	0	0	0	6
<b>TOTAL</b>	<b>5</b>	<b>9</b>	<b>15</b>	<b>24</b>	<b>21-51</b>

**BUFFALO**

PLAYER	GP	G	A	PTS	PIM
Perreault	5	2	4	6	2
Martin	5	3	2	5	18
Robert	5	2	3	5	10
Mickey	5	2	1	3	2
Schoenfeld	5	0	3	3	16
Ramsay	4	2	0	2	0
Meehan	5	1	1	2	0
Carriere	2	0	2	2	2
Hillman	5	0	2	2	4
Horton	5	0	2	2	0
Luce	5	0	2	2	2
Atkinson	3	1	0	1	2
Gratton	4	1	0	1	2
Harris	4	0	1	1	0
Lorentz	5	0	1	1	2
Pratt	5	0	1	1	20
Deadmarsh	1	0	0	0	0
Dryden	1	0	0	0	0
Terbenche	1	0	0	0	0
Wyrozub	2	0	0	0	0
Crozier	5	0	0	0	0
Robitaille	5	0	0	0	2
<b>TOTAL</b>	<b>5</b>	<b>14</b>	<b>25</b>	<b>39</b>	<b>27-84</b>

	GP	MP	GA	SO	AVG
Rutherford (0-3-1)	4	240	10	0	2.50
Brown (0-0-1)	1	60	4	0	4.00
<b>TOTAL</b>	<b>5</b>	<b>300</b>	<b>14</b>	<b>0</b>	<b>2.80</b>

	GP	MP	GA	SO	AVG
Crozier (3-0-1)	5	250	7	1	1.68
Dryden (0-0-1)	1	50	2	0	2.40
<b>TOTAL</b>	<b>5</b>	<b>300</b>	<b>9</b>	<b>1</b>	<b>1.80</b>



SCORING SUMMARIES

PITTSBURGH VS CALIFORNIA

1972-73	GP	W	L	T	PTS	GF	GA	PPG	SHG	PEN	PIM
PITTSBURGH	6	2	2	2	6	23	21	4	0	23	52
CALIFORNIA	6	2	2	2	6	21	23	1	0	25	64

AT PITTSBURGH

Oct. 14 Pgh. 5 (b) Calf. 2 (e)  
 Mar. 3 Calf. 2 (f) Pgh. 1 (a)  
 Mar. 21 Pgh. 5 (d) Calf. 2 (f)

AT CALIFORNIA

Oct. 27 Calf. 6 (e) Pgh. 3 (b)  
 Dec. 6 Pgh. 4 (b) Calf. 4 (e)  
 Mar. 16 Pgh. 5 (c) Calf. 5 (e)

- (a) Rutherford in goal
- (b) Herron in goal
- (c) Brown in goal
- (d) Newton in goal

- (e) Meloche in goal
- (f) Edwards in goal

GOALS BY PERIODS

	1st	2nd	3rd	Total
PITTSBURGH	7	11	5	23
CALIFORNIA	10	6	5	21

SHOTS BY PERIODS

	1st	2nd	3rd	Total
PITTSBURGH	55	81	53	189
CALIFORNIA	38	50	56	144

PITTSBURGH

PLAYER	GP	G	A	PTS	PIM
MacDonald	6	6	4	10	0
Schock	6	3	4	7	0
Apps	6	0	7	7	0
Hextall	6	1	5	6	13
Pronovost	5	1	4	5	0
Edestrand	6	1	4	5	4
Polis	6	3	1	4	0
Shack	6	2	2	4	4
Schinkel	3	1	2	3	0
Burrows	6	1	2	3	2
McDonough	6	1	2	3	0
Shires	2	1	1	2	0
Harbaruk	6	1	1	2	2
Lynch	3	1	0	1	0
Lagace	3	0	1	1	2
Rupp	6	0	1	1	6
Watson	6	0	1	1	15
Brown	1	0	0	0	0
Burns	1	0	0	0	2
Lalonde	1	0	0	0	2
Newton	1	0	0	0	0
Rutherford	1	0	0	0	0
Cardwell	2	0	0	0	0
Herron	3	0	0	0	0
Kessell	5	0	0	0	0
<b>TOTAL</b>	<b>6</b>	<b>23</b>	<b>42</b>	<b>65</b>	<b>23-52</b>

CALIFORNIA

PLAYER	GP	G	A	PTS	PIM
Graves	6	5	2	7	2
Croteau	4	3	3	6	0
McKechnie	6	2	3	5	2
Patrick	6	1	4	5	0
Leach	5	2	2	4	2
J. Johnston	6	2	2	4	19
Smith	4	1	2	3	6
Weir	6	0	3	3	0
LaFramboise	6	2	0	2	2
Redmond	2	1	1	2	2
Maggs	4	1	1	2	2
Mott	6	1	1	2	0
Boldirev	5	0	2	2	4
M. Johnston	6	0	2	2	2
Murray	3	0	1	1	2
Meloche	4	0	1	1	0
Gilbertson	4	0	1	1	2
Stewart	5	0	1	1	15
McAneley	6	0	1	1	0
Edwards	2	0	0	0	0
Marshall	4	0	0	0	2
<b>TOTAL</b>	<b>6</b>	<b>21</b>	<b>33</b>	<b>54</b>	<b>25-64</b>

	GP	MP	GA	SO	AVG
Newton (1-0-0)	1	60	2	0	2.00
Rutherford (0-1-0)	1	60	2	0	2.00
Herron (1-1-1)	3	180	12	0	4.00
Brown (0-0-1)	1	60	5	0	5.00
<b>TOTAL</b>	<b>6</b>	<b>360</b>	<b>21</b>	<b>0</b>	<b>3.50</b>

	GP	MP	GA	SO	AVG
Edwards (1-1-0)	2	120	6	0	3.00
Meloche (1-1-2)	4	240	17	0	4.25
<b>TOTAL</b>	<b>6</b>	<b>360</b>	<b>23</b>	<b>0</b>	<b>3.83</b>

SCORING SUMMARIES

PITTSBURGH VS CHICAGO

1972-73	GP	W	L	T	PTS	GF	GA	PPG	SHG	PEN	PIM
PITTSBURGH	5	3	2	0	6	15	18	3	0	22	53
CHICAGO	5	2	3	0	4	18	15	3	0	25	67

AT PITTSBURGH

Dec. 2 Pgh. 3 (a) Chi. 2 (d)  
 Feb. 24 Pgh. 2 (a) Chi. 0 (e)

AT CHICAGO

Dec. 3 Chi. 4 (e) Pgh. 2 (a)  
 Jan. 3 Pgh. 5 (a) Chi. 3 (e)  
 Jan. 21 Chi. 9 (e) Pgh. 3 (b)

- (a) Rutherford in goal
- (b) Newton replaced Rutherford 40:00

- (d) Smith in goal
- (e) Esposito in goal

GOALS BY PERIODS

	1st	2nd	3rd	Total
PITTSBURGH	5	5	5	15
CHICAGO	5	7	6	18

SHOTS BY PERIODS

	1st	2nd	3rd	Total
PITTSBURGH	66	42	61	169
CHICAGO	48	61	72	181

PITTSBURGH

PLAYER	GP	G	A	PTS	PIM
Apps	5	2	2	4	0
McDonough	5	2	2	4	2
Shack	5	2	2	4	2
MacDonald	5	1	3	4	2
Pronovost	5	2	1	3	4
Edestrand	5	1	2	3	6
Hextall	5	1	2	3	2
Polis	5	2	0	2	0
Schock	5	1	1	2	2
Kessell	4	0	2	2	0
Harbaruk	5	1	0	1	2
Shires	1	0	1	1	0
Lagace	2	0	1	1	0
Schinkel	3	0	1	1	0
Lynch	4	0	1	1	0
Watson	4	0	1	1	18
Newton	1	0	0	0	0
Cardwell	2	0	0	0	2
Rutherford	4	0	0	0	0
Burrows	5	0	0	0	0
Rupp	5	0	0	0	11
<b>TOTAL</b>	<b>5</b>	<b>15</b>	<b>22</b>	<b>37</b>	<b>22-53</b>

CHICAGO

PLAYER	GP	G	A	PTS	PIM
Pappin	5	4	5	9	0
Mikita	4	1	6	7	2
Koroll	5	3	2	5	0
Hull	5	1	4	5	7
Bordeleau	5	2	2	4	0
Stapleton	5	2	2	4	0
Martin	5	2	1	3	7
Redmond	3	1	1	2	0
Russell	5	1	1	2	8
Angotti	5	0	2	2	6
Magnuson	5	0	2	2	4
Maloney	5	1	0	1	9
Jarrett	3	0	1	1	0
Korab	5	0	1	1	4
White	5	0	1	1	20
L'Abbe	1	0	0	0	0
Ledingham	1	0	0	0	0
Smith	1	0	0	0	0
Esposito	4	0	0	0	0
Marks	4	0	0	0	0
Maki	5	0	0	0	0
<b>TOTAL</b>	<b>5</b>	<b>18</b>	<b>31</b>	<b>49</b>	<b>25-67</b>

	GP	MP	GA	SO	AVG
Rutherford (3-2-0)	5	280	16	1	3.43
Newton (0-0-0)	1	20	2	0	6.00
<b>TOTAL</b>	<b>5</b>	<b>300</b>	<b>18</b>	<b>1</b>	<b>3.60</b>

	GP	MP	GA	SO	AVG
Esposito (2-2-0)	4	240	10(2)	0	2.50
Smith (0-1-0)	1	60	3	0	3.00
<b>TOTAL</b>	<b>5</b>	<b>300</b>	<b>15</b>	<b>0</b>	<b>3.00</b>

SCORING SUMMARIES

PITTSBURGH VS DETROIT

1972-73	GP	W	L	T	PTS	GF	GA	PPG	SHG	PEN	PIM
PITTSBURGH	5	0	2	3	3	7	9	2	0	16	35
DETROIT	5	2	0	3	7	9	7	1	1	18	39

AT PITTSBURGH

Dec. 30 Pgh. 2 (b) Det. 2 (c)  
Jan. 10 Det. 2 (c) Pgh. 1 (a)

AT DETROIT

Nov. 5 Pgh. 1 (a) Det. 1 (c)  
Dec. 26 Pgh. 1 (a) Det. 1 (d)  
Jan. 14 Det. 3 (d) Pgh. 2 (a)

(a) Rutherford in goal  
(b) Herron in goal

(c) Edwards in goal  
(d) Brown in goal

GOALS BY PERIODS

	1st	2nd	3rd	Total
PITTSBURGH	2	4	1	7
DETROIT	3	3	3	9

SHOTS BY PERIODS

	1st	2nd	3rd	Total
PITTSBURGH	46	36	40	122
DETROIT	62	60	62	184

PITTSBURGH

PLAYER	GP	G	A	PTS	PIM
McDonough	5	3	2	5	2
Apps	5	2	2	4	0
MacDonald	5	2	2	4	2
Edestrand	5	0	3	3	5
Herron	1	0	1	1	0
Watson	4	0	1	1	4
Burrows	5	0	1	1	4
Rupp	5	0	1	1	0
Lagace	1	0	0	0	0
Shires	1	0	0	0	0
Burns	2	0	0	0	0
Cardwell	2	0	0	0	0
Pronovost	3	0	0	0	2
Kessell	4	0	0	0	0
Lynch	4	0	0	0	2
Rutherford	4	0	0	0	0
Schinkel	4	0	0	0	2
Harbaruk	5	0	0	0	0
Hextall	5	0	0	0	6
Polis	5	0	0	0	2
Schock	5	0	0	0	2
Shack	5	0	0	0	2
<b>TOTAL</b>	<b>5</b>	<b>7</b>	<b>13</b>	<b>20</b>	<b>16-35</b>

DETROIT

PLAYER	GP	G	A	PTS	PIM
Redmond	5	2	2	4	0
Libett	5	2	1	3	4
Ecclestone	5	1	2	3	0
Dionne	5	0	3	3	0
Karlender	5	0	3	3	4
Berenson	5	1	1	2	0
Collins	5	1	1	2	2
Delvecchio	5	1	1	2	0
Stackhouse	5	0	2	2	12
T. Bergman	5	1	0	1	2
Fontaine	4	0	1	1	2
Newell	1	0	0	0	0
Rocheffort	1	0	0	0	0
Brown	2	0	0	0	0
Ftorek	2	0	0	0	0
Lajeunesse	2	0	0	0	0
Edwards	3	0	0	0	0
Doak	4	0	0	0	2
G. Bergman	5	0	0	0	2
Boucha	5	0	0	0	5
Charron	5	0	0	0	0
Johnston	5	0	0	0	4
<b>TOTAL</b>	<b>5</b>	<b>9</b>	<b>17</b>	<b>26</b>	<b>18-39</b>

	GP	MP	GA	SO	AVG
Rutherford (0-2-2)	4	240	7	0	1.75
Herron (0-0-1)	1	60	2	0	2.00
<b>TOTAL</b>	<b>5</b>	<b>300</b>	<b>9</b>	<b>0</b>	<b>1.80</b>

	GP	MP	GA	SO	AVG
Edwards (1-0-2)	3	180	4	0	1.33
Brown (1-0-1)	2	120	3	0	1.50
<b>TOTAL</b>	<b>5</b>	<b>300</b>	<b>7</b>	<b>0</b>	<b>1.40</b>

SCORING SUMMARIES

PITTSBURGH VS LOS ANGELES

1972-73	GP	W	L	T	PTS	GF	GA	PPG	SHG	PEN	PIM
PITTSBURGH	6	4	2	0	8	17	14	0	2	30	69
LOS ANGELES	6	2	4	0	4	14	17	5	1	30	77

AT PITTSBURGH

Oct. 7 Pgh. 4 (a) L.A. 2 (d)  
Jan. 13 Pgh. 3 (a) L.A. 1 (d)  
Jan. 31 Pgh. 4 (a) L.A. 1 (e)

AT LOS ANGELES

Oct. 28 L.A. 5 (d) Pgh. 2 (b)  
Dec. 9 L.A. 3 (d) Pgh. 1 (a)  
Mar. 14 Pgh. 3 (c) L.A. 2 (d)

(a) Rutherford in goal  
(b) Newton in goal  
(c) Brown in goal

(d) Vachon in goal  
(e) Edwards in goal

GOALS BY PERIODS

	1st	2nd	3rd	Total
PITTSBURGH	5	7	5	17
LOS ANGELES	6	4	4	14

SHOTS BY PERIODS

	1st	2nd	3rd	Total
PITTSBURGH	61	70	51	182
LOS ANGELES	73	55	54	182

PITTSBURGH

PLAYER	GP	G	A	PTS	PIM
Schock	6	2	5	7	2
Shack	6	2	4	6	7
MacDonald	6	0	5	5	0
McDonough	6	3	1	4	0
Edestrand	6	2	2	4	6
Pronovost	6	3	0	3	2
Schinkel	3	2	1	3	0
Burrows	6	0	3	3	4
Apps	5	1	1	2	6
Polis	6	1	0	1	2
Rupp	6	1	0	1	6
Wiley	1	0	1	1	0
Watson	5	0	1	1	2
Harbaruk	6	0	1	1	7
Brown	1	0	0	0	0
Cardwell	1	0	0	0	0
Newton	1	0	0	0	0
Lagace	2	0	0	0	0
Lalonde	2	0	0	0	0
Shires	2	0	0	0	0
Kessell	4	0	0	0	0
Lynch	4	0	0	0	8
Rutherford	4	0	0	0	0
Hextall	6	0	0	0	17
<b>TOTAL</b>	<b>6</b>	<b>17</b>	<b>25</b>	<b>42</b>	<b>30-69</b>

LOS ANGELES

PLAYER	GP	G	A	PTS	PIM
Goring	5	3	2	5	0
Bernier	6	1	3	4	14
Widing	6	1	3	4	0
Kozak	6	3	0	3	9
Corrigan	6	2	1	3	4
Backstrom	5	1	2	3	0
Venasky	6	0	3	3	0
Berry	6	1	1	2	4
Marotte	6	1	1	2	10
Howell	5	0	2	2	4
Komadoski	5	1	0	1	6
Maloney	1	0	1	1	0
Brown	4	0	1	1	2
Harper	6	0	1	1	11
Lesuk	6	0	1	1	9
Curtis	1	0	0	0	0
Edwards	1	0	0	0	0
St. Marseille	2	0	0	0	0
Volmar	2	0	0	0	0
Long	5	0	0	0	4
Vachon	5	0	0	0	0
Lemieux	6	0	0	0	0
Peters	6	0	0	0	0
<b>TOTAL</b>	<b>6</b>	<b>14</b>	<b>22</b>	<b>36</b>	<b>30-77</b>

	GP	MP	GA	SO	AVG
Rutherford (3-1-0)	4	240	7	0	1.75
Brown (1-0-0)	1	60	2	0	2.00
Newton (0-1-0)	1	60	5	0	5.00
<b>TOTAL</b>	<b>6</b>	<b>360</b>	<b>14</b>	<b>0</b>	<b>2.33</b>

	GP	MP	GA	SO	AVG
Vachon (2-3-0)	5	300	13	0	2.60
Edwards (0-1-0)	1	60	4	0	4.00
<b>TOTAL</b>	<b>6</b>	<b>360</b>	<b>17</b>	<b>0</b>	<b>2.83</b>

SCORING SUMMARIES

PITTSBURGH VS MINNESOTA

1972-73	GP	W	L	T	PTS	GF	GA	PPG	SHG	PEN	PIM
PITTSBURGH	5	2	3	0	4	18	21	4	1	26	66
MINNESOTA	5	3	2	0	6	21	18	3	0	27	60

AT PITTSBURGH

Nov. 15 Pgh. 7 (a) Min. 1 (d)  
 Feb. 3 Pgh. 2 (a) Min. 1 (e)  
 Mar. 4 Min. 5 (e) Pgh. 2 (a)

(a) Rutherford in goal  
 (b) Brown in goal

AT MINNESOTA

Feb. 4 Min. 4 (e) Pgh. 3 (a)  
 Mar. 7 Min. 10 (e) Pgh. 4 (b)

(d) Gilbert in goal  
 (e) Maniago in goal

GOALS BY PERIODS

	1st	2nd	3rd	Total
PITTSBURGH	4	7	7	18
MINNESOTA	9	7	5	21

SHOTS BY PERIODS

	1st	2nd	3rd	Total
PITTSBURGH	58	53	60	171
MINNESOTA	68	58	50	176

PITTSBURGH

PLAYER	GP	G	A	PTS	PIM
Apps	5	1	7	8	0
MacDonald	5	5	1	6	0
Hextall	5	2	3	5	6
Shack	3	2	2	4	2
Polis	5	2	2	4	2
McDonough	5	1	3	4	0
Pronovost	5	2	1	3	2
Rupp	5	2	1	3	0
Burrows	5	0	3	3	4
Lynch	1	0	2	2	0
Harbaruk	5	0	2	2	0
Schock	5	0	2	2	0
Watson	5	0	2	2	20
Schinkel	1	1	0	1	0
Brown	1	0	0	0	0
Shires	1	0	0	0	0
Wiley	2	0	0	0	0
Burns	3	0	0	0	12
Kessell	4	0	0	0	0
Lagace	4	0	0	0	2
Rutherford	4	0	0	0	0
Edestrand	5	0	0	0	14
Bench					2
<b>TOTAL</b>	<b>5</b>	<b>18</b>	<b>31</b>	<b>49</b>	<b>26-66</b>

MINNESOTA

PLAYER	GP	G	A	PTS	PIM
D. Hextall	5	4	4	8	20
Goldsworthy	5	3	5	8	8
Parise	5	2	6	8	4
Harvey	5	3	3	6	4
Drouin	5	3	2	5	0
Grant	5	1	3	4	0
Gibbs	3	0	4	4	4
Mohns	4	2	1	3	4
Prentice	5	2	1	3	4
O'Brien	4	1	1	2	4
Harris	5	0	2	2	6
Holbrook	2	0	1	1	0
Oliver	5	0	1	1	0
Gilbert	1	0	0	0	0
McElmury	1	0	0	0	0
Barrett	2	0	0	0	0
Blackburn	2	0	0	0	0
Burns	3	0	0	0	0
Nevin	3	0	0	0	0
Reid	3	0	0	0	2
Maniago	4	0	0	0	0
Nanne	5	0	0	0	0
<b>TOTAL</b>	<b>5</b>	<b>21</b>	<b>34</b>	<b>55</b>	<b>27-60</b>

	GP	MP	GA	SO	AVG
Rutherford (2-2-0)	4	240	9(2)	0	2.25
Brown (0-1-0)	1	60	10	0	10.00
<b>TOTAL</b>	<b>5</b>	<b>300</b>	<b>21</b>	<b>0</b>	<b>4.20</b>

	GP	MP	GA	SO	AVG
Maniago (3-1-0)	4	240	11	0	2.75
Gilbert (0-1-0)	1	60	7	0	7.00
<b>TOTAL</b>	<b>5</b>	<b>300</b>	<b>18</b>	<b>0</b>	<b>3.60</b>

SCORING SUMMARIES

PITTSBURGH VS MONTREAL

1972-73	GP	W	L	T	PTS	GF	GA	PPG	SHG	PEN	PIM
PITTSBURGH	5	0	5	0	0	12	29	5	0	18	39
MONTREAL	5	5	0	0	10	29	12	3	1	18	36

AT PITTSBURGH

Nov. 1 Mtl. 7 (d) Pgh. 1 (b)  
 Jan. 18 Mtl. 5 (e) Pgh. 2 (g)

(a) Rutherford in goal  
 (b) Herron in goal  
 (c) Newton in goal  
 (g) Newton replaced Rutherford 40:00  
 (h) Newton replaced Rutherford 6:59

AT MONTREAL

Dec. 23 Mtl. 6 (d) Pgh. 3 (a)  
 Jan. 17 Mtl. 6 (e) Pgh. 4 (c)  
 Feb. 7 Mtl. 5 (f) Pgh. 2 (h)

(d) Dryden in goal  
 (e) Thomas in goal  
 (f) Plasse in goal

GOALS BY PERIODS

	1st	2nd	3rd	Total
PITTSBURGH	3	5	4	12
MONTREAL	11	10	8	29

SHOTS BY PERIODS

	1st	2nd	3rd	Total
PITTSBURGH	36	56	56	148
MONTREAL	54	58	52	164

PITTSBURGH

PLAYER	GP	G	A	PTS	PIM
Apps	5	2	4	6	0
MacDonald	5	2	3	5	0
Edestrand	5	2	2	4	6
McDonough	5	2	1	3	2
Cardwell	3	2	0	2	0
Polis	5	1	1	2	2
Pronovost	4	0	2	2	0
Hextall	5	0	2	2	7
Rupp	5	0	2	2	0
Schock	5	0	2	2	2
Shack	4	1	0	1	4
Harbaruk	5	0	1	1	2
Herron	1	0	0	0	0
Wiley	1	0	0	0	0
Burns	2	0	0	0	2
Schinkel	2	0	0	0	0
Lagace	3	0	0	0	0
Lynch	3	0	0	0	4
Newton	3	0	0	0	0
Rutherford	3	0	0	0	0
Watson	3	0	0	0	8
Burrows	5	0	0	0	0
Kessell	5	0	0	0	0
<b>TOTAL</b>	<b>5</b>	<b>12</b>	<b>20</b>	<b>32</b>	<b>18-39</b>

MONTREAL

PLAYER	GP	G	A	PTS	PIM
Houle	5	4	5	9	2
F. Mahovlich	5	5	2	7	2
Lapointe	5	4	3	7	8
Lemaire	5	2	5	7	0
P. Mahovlich	4	2	4	6	4
Richard	5	1	5	6	0
Tardif	5	3	2	5	0
Larose	5	2	3	5	0
Lafleur	4	2	1	3	4
Wilson	2	1	2	3	2
Savard	5	1	2	3	2
Cournoyer	3	1	1	2	0
Lefley	4	0	2	2	0
Roberts	5	0	2	2	2
Murdoch	3	1	0	1	2
Bouchard	3	0	1	1	4
Robinson	3	0	1	1	4
Laperriere	4	0	1	1	0
Arnason	1	0	0	0	0
Gardner	1	0	0	0	0
Lambert	1	0	0	0	0
Plasse	1	0	0	0	0
Dryden	2	0	0	0	0
Thomas	2	0	0	0	0
Shutt	4	0	0	0	0
<b>TOTAL</b>	<b>5</b>	<b>29</b>	<b>42</b>	<b>71</b>	<b>18-36</b>

	GP	MP	GA	SO	AVG
Newton (0-1-0)	3	133	7(2)	0	3.16
Herron (0-1-0)	1	60	7	0	7.00
Rutherford (0-3-0)	3	107	13	0	7.29
<b>TOTAL</b>	<b>5</b>	<b>300</b>	<b>29</b>	<b>0</b>	<b>5.80</b>

	GP	MP	GA	SO	AVG
Dryden (2-0-0)	2	120	4	0	2.00
Plasse (1-0-0)	1	60	2	0	2.00
Thomas (2-0-0)	2	120	6	0	3.00
<b>TOTAL</b>	<b>5</b>	<b>300</b>	<b>12</b>	<b>0</b>	<b>2.40</b>







## PENGUINS' 1972-73 HOME ATTENDANCE

WEST DIVISION		EAST DIVISION	
<b>vs MINNESOTA</b>			
Largest (Mar. 4) .....	12,624	<b>vs BOSTON</b>	
Total (3 games) .....	33,171	Largest (Jan. 20) .....	13,100
		Total (3 games) .....	36,280
<b>vs CALIFORNIA</b>			
Largest (Oct. 14) .....	12,201	<b>vs VANCOUVER</b>	
Total (3 games) .....	32,258	Largest (Jan. 6) .....	13,100
		Total (3 games) .....	33,754
<b>vs ATLANTA</b>			
Largest (Dec. 16) .....	11,095	<b>vs TORONTO</b>	
Total (3 games) .....	32,135	Largest (Dec. 29) .....	11,336
		Total (3 games) .....	32,116
<b>vs PHILADELPHIA</b>			
Largest (Jan. 27) .....	13,100	<b>vs NEW YORK ISLANDERS</b>	
Total (3 games) .....	31,802	Largest (Nov. 25) .....	12,319
		Total (3 games) .....	29,385
<b>vs LOS ANGELES</b>			
Largest (Jan. 13) .....	11,506	<b>vs BUFFALO</b>	
Total (3 games) .....	31,659	Largest (Feb. 17) .....	13,100
		Total (2 games) .....	26,045
<b>vs CHICAGO</b>			
Largest (Feb. 24) .....	13,100	<b>vs NEW YORK RANGERS</b>	
Total (2 games) .....	25,559	Largest (Mar. 10) .....	13,100
		Total (2 games) .....	25,355
<b>vs ST. LOUIS</b>			
Largest (Feb. 28) .....	13,100	<b>vs MONTREAL</b>	
Total (2 games) .....	25,505	Largest (Nov. 1) .....	10,472
		Total (2 games) .....	20,860
<b>vs DETROIT</b>			
Season Total (39 games) .....	436,601	Largest (Dec. 30) .....	11,621
Season Average .....	11,195	Total (2 games) .....	20,717

### 13,100 – CAPACITY

Chicago .....	Sat., Oct. 23, 1971
Chicago .....	Sat., Jan. 8, 1972
St. Louis .....	Sun., Apr. 2, 1972
Chicago** .....	Sat., Apr. 8, 1972
Vancouver .....	Sat., Jan. 6, 1973
Boston .....	Sat., Jan. 20, 1973
Philadelphia .....	Sat., Jan. 27, 1973
Buffalo .....	Sat., Feb. 17, 1973
Chicago .....	Sat., Feb. 24, 1973
St. Louis .....	Wed., Feb. 28, 1973
New York Rangers .....	Sat., Mar. 10, 1973

\*\*Stanley Cup Playoffs

## THE ROAD TO THE STANLEY CUP

### SERIES A

Wed. Apr. 4	At Montreal	Montreal	2	Buffalo	1
Thu. Apr. 5	At Montreal	Montreal	7	Buffalo	3
Sat. Apr. 7	At Buffalo	Montreal	5	Buffalo	2
Sun. Apr. 8	At Buffalo	Buffalo	5	Montreal	1
Tue. Apr. 10	At Montreal	Buffalo	3	Montreal	2*
Thu. Apr. 12	At Buffalo	Montreal	4	Buffalo	2
<b>Montreal won Series A 4 games to 2</b>					

### SERIES B

Wed. Apr. 4	At Boston	New York	6	Boston	2
Thu. Apr. 5	At Boston	New York	4	Boston	2
Sat. Apr. 7	At New York	Boston	4	New York	2
Sun. Apr. 8	At New York	New York	4	Boston	0
Tue. Apr. 10	At Boston	New York	6	Boston	3
<b>New York won Series B 4 games to 1</b>					

### SERIES C

Wed. Apr. 4	At Chicago	Chicago	7	St. Louis	1
Thu. Apr. 5	At Chicago	Chicago	1	St. Louis	0
Sat. Apr. 7	At St. Louis	Chicago	5	St. Louis	2
Sun. Apr. 8	At St. Louis	St. Louis	5	Chicago	3
Tue. Apr. 10	At Chicago	Chicago	6	St. Louis	1
<b>Chicago won Series C 4 games to 1</b>					

### SERIES D

Wed. Apr. 4	At Philadelphia	Minnesota	3	Philadelphia	0
Thu. Apr. 5	At Philadelphia	Philadelphia	4	Minnesota	1
Sat. Apr. 7	At Minnesota	Minnesota	5	Philadelphia	0
Sun. Apr. 8	At Minnesota	Philadelphia	3	Minnesota	0
Tue. Apr. 10	At Philadelphia	Philadelphia	3	Minnesota	2*
Thu. Apr. 12	At Minnesota	Philadelphia	4	Minnesota	1
<b>Philadelphia won Series D 4 games to 2</b>					

### SERIES E

Sat. Apr. 14	At Montreal	Philadelphia	5	Montreal	4*
Tue. Apr. 17	At Montreal	Montreal	4	Philadelphia	3*
Thu. Apr. 19	At Philadelphia	Montreal	2	Philadelphia	1
Sun. Apr. 22	At Philadelphia	Montreal	4	Philadelphia	1
Tue. Apr. 24	At Montreal	Montreal	5	Philadelphia	3
<b>Montreal won Series E 4 games to 1</b>					

### SERIES F

Thu. Apr. 12	At Chicago	New York	4	Chicago	1
Sun. Apr. 15	At Chicago	Chicago	5	New York	4
Tue. Apr. 17	At New York	Chicago	2	New York	1
Thu. Apr. 19	At New York	Chicago	3	New York	1
Tue. Apr. 24	At Chicago	Chicago	4	New York	1
<b>Chicago won Series F 4 games to 1</b>					

### SERIES G

Sun. Apr. 29	At Montreal	Montreal	8	Chicago	3
Tue. May 1	At Montreal	Montreal	4	Chicago	1
Thu. May 3	At Chicago	Chicago	7	Montreal	4
Sun. May 6	At Chicago	Montreal	4	Chicago	0
Tue. May 8	At Montreal	Chicago	8	Montreal	7
Thu. May 10	At Chicago	Montreal	6	Chicago	4
<b>Montreal won Stanley Cup 4 games to 2</b>					

\*Overtime

**1972-73  
AWARD WINNERS**

STANLEY CUP .....MONTREAL CANADIENS  
 PRINCE OF WALES TROPHY.....MONTREAL CANADIENS  
 CLARENCE S. CAMPBELL BOWL...CHICAGO BLACK HAWKS  
 HART MEMORIAL  
 TROPHY .....BOBBY CLARKE, PHILADELPHIA FLYERS  
 CALDER MEMORIAL  
 TROPHY .....STEVE VICKERS, NEW YORK RANGERS  
 JAMES NORRIS  
 MEMORIAL TROPHY .....BOBBY ORR, BOSTON BRUINS  
 ART ROSS TROPHY .....PHIL ESPOSITO, BOSTON BRUINS  
 VEZINA TROPHY .....KEN DRYDEN, MONTREAL CANADIENS  
 CONN SMYTHE  
 TROPHY ...YVAN COURNOYER, MONTREAL CANADIENS  
 LADY BYNG  
 TROPHY .....GILBERT PERREAULT, BUFFALO SABRES  
 BILL MASTERTON  
 MEMORIAL TROPHY .....LOWELL MACDONALD,  
 PITTSBURGH PENGUINS

**ALL STARS**

**First Team**

**Second Team**

**GOAL**

KEN DRYDEN, *Montreal*                      TONY ESPOSITO, *Chicago*

**DEFENSE**

BOBBY ORR, *Boston*                      BRAD PARK, *New York Rangers*  
 GUY LA POINTE, *Montreal*                      BILL WHITE, *Chicago*

**CENTER**

PHIL ESPOSITO, *Boston*                      BOBBY CLARKE, *Philadelphia*

**RIGHT WING**

MICKEY REDMOND, *Detroit*                      YVAN COURNOYER, *Montreal*

**LEFT WING**

FRANK MAHOVLICH, *Montreal*                      DENNIS HULL, *Chicago*

(SELECTED BY PROFESSIONAL HOCKEY WRITERS' ASSOCIATION)

**PENGUIN AWARD WINNERS**

**Michel Briere Memorial Trophy  
Rookie of the Year**

1972-73 No winner  
 1971-72 Dave Burrows  
 1970-71 Greg Polis  
 1969-70 Michel Briere  
 1968-69 Jean Pronovost  
 1967-68 Les Binkley

**Bill McCracken Award  
Unsung Hero Award**

1972-73 Lowell MacDonald  
 1971-72 Duane Rupp  
 1970-71 Bob Blackburn  
 1969-70 Val Fonteyne

**Natural Gas Companies Award  
Leading Scorer**

1972-73 Syl Apps  
 1971-72 Syl Apps  
 1970-71 Bryan Hextall  
 1969-70 Dean Prentice  
 1968-69 Ken Schinkel  
 1967-68 Andy Bathgate

**Hockey Hounds Award  
Player's Player**

1972-73 Lowell MacDonald  
 1971-72 Jean Pronovost  
 1970-71 Jean Pronovost  
 1969-70 Dean Prentice and  
    Jean Pronovost  
 1968-69 Val Fonteyne

**Max Unger Award  
Most Valuable Player**

1972-73 Dave Burrows  
 1971-72 Jean Pronovost  
 1970-71 Ron Schock  
 1969-70 Jean Pronovost  
 1968-69 Keith McCreary  
 1967-68 Les Binkley

**James G. Balmer Award  
Contribution to Hockey  
in Pittsburgh**

1972-73 Jack Riley  
 1971-72  
 Pittsburgh Penguin Partners  
 Tad Potter  
 Pete Block  
 Elmore Keener  
 Peter Burchfield III  
 1970-71 Michel Briere  
 1969-70 Red Kelly  
 1968-69 Jimmy Jordan  
 1966-67 Baz Bastien

**W.P.N.B. Goal Scoring Award**

1972-73 Al McDonough



## 1973-74 ROAD HOTELS

### ATLANTA

Hyatt Regency  
265 Peachtree St.  
Atlanta, Georgia 30303  
Telephone (404) 577-1234

### BOSTON

Hotel Sonesta  
5 Cambridge Parkway  
Cambridge, Mass. 02142  
Telephone (617) 491-3600

### BUFFALO

Statler Hilton  
Delaware Avenue  
Buffalo, New York 14202  
Telephone (716) 856-1000

### CHICAGO

Marriott Motor Hotel  
Kennedy Expressway  
Cumberland Avenue  
Chicago, Illinois 60631  
Telephone (312) 693-4444

### DETROIT

Hotel Pontchartrain  
2 Washington Boulevard  
Detroit, Michigan 48226  
Telephone (313) 965-0200

### LOS ANGELES

Marriott Motor Hotel  
9841 Airport Boulevard  
Los Angeles, California 90045  
Telephone (213) 641-5700

### MINNESOTA

Marriott Motor Hotel  
1919 East 78th Street  
Bloomington, Minn. 55420  
Telephone (612) 854-7441

### MONTREAL

Queen Elizabeth Hotel  
900 Dorchester W.  
Montreal, P.Q.  
Telephone (514) 861-3511

### NEW YORK ISLANDERS

Westbury Holiday Inn  
369 Old Country Road  
Westbury, Long Island, N.Y. 11514  
Telephone (516) 997-5000

### NEW YORK RANGERS

Hotel Americana  
801 7th Avenue and W. 52nd Street  
New York, New York 10019  
Telephone (212) 581-1000

### OAKLAND

Edgewater Hyatt House  
455 Hegenberger Road  
Oakland, Calif. 94621  
Telephone (415) 562-6100

### PHILADELPHIA

Penn Center Inn  
Market and 20th Streets  
Philadelphia, Pa. 19103  
Telephone (215) 569-3000

### ST. LOUIS

Stouffer's River Front Inn  
200 S. 4th Street  
St. Louis, Missouri 63102  
Telephone (314) 241-9500

### TORONTO

Royal York Hotel  
100 Front Street  
Toronto, Ontario  
Telephone (416) 368-2511

### VANCOUVER

Hotel Vancouver  
900 W. Georgia Street  
Vancouver, B. C.  
Telephone (604) 684-3131

## NHL PUBLIC RELATIONS DIRECTORY

### NHL - MONTREAL

Ron Andrews  
920 Sun Life Building  
Montreal, Canada  
Telephone (514) 871-9220

### ATLANTA

Jim Huber  
The Omni  
100 Techwood Drive N.W.  
Atlanta, Georgia 30303  
Telephone (404) 681-2100

### BOSTON

Herb Ralby  
150 Causeway Street  
Boston, Mass. 02114  
Telephone (617) 227-3209

### BUFFALO

Paul Wieland  
Memorial Auditorium  
Buffalo, New York 14202  
Telephone (716) 856-7300

### CALIFORNIA

Shep Goldberg  
303 Hegenberger Road, Suite 203  
Oakland, California 94621  
Telephone (415) 635-2500

### CHICAGO

Don Murphy  
Chicago Stadium  
1800 West Madison Street  
Chicago, Illinois 60612  
Telephone (312) 733-5300

### DETROIT

John Bell  
Olympia Stadium  
5920 Grand River at McGraw  
Detroit, Michigan 48208  
Telephone (313) 895-7000

### LOS ANGELES

Mike Hope  
The Forum  
3900 West Manchester Blvd.  
P.O. Box 10  
Inglewood, Calif. 90306  
Telephone (213) 674-6000

### MINNESOTA

Dick Dillman  
Metropolitan Sports Center  
7901 Cedar Avenue S.  
Bloomington, Minnesota 55420  
Telephone (612) 854-4411

### NHL - NEW YORK

Bob Casey  
Suite 2480  
Two Pennsylvania Plaza  
New York, New York 10001  
Telephone (212) 695-3600

### MONTREAL

Roland Ricard / Claude Mouton  
2313 St. Catharine St. W.  
Montreal 108, Quebec  
Telephone (514) 932-6131

### NEW YORK ISLANDERS

Hawley Chester III  
1 Old Country Road  
Carle Place  
Long Island, New York 11514  
Telephone (516) 294-6400

### NEW YORK RANGERS

John Halligan  
Madison Square Garden  
4 Pennsylvania Plaza  
New York, New York 10001  
Telephone (212) 594-6600

### PHILADELPHIA

Joe Kadlec / John Brogan  
The Spectrum  
Pattison Place  
Philadelphia, Pa. 19148  
Telephone (215) 465-4500

### PITTSBURGH

Terry Schiffhauer  
Civic Arena  
Gate No. 7  
Pittsburgh, Pa. 15219  
Telephone (412) 281-0555

### ST. LOUIS

Alan Salomon  
5700 Oakland Avenue  
St. Louis, Missouri 63110  
Telephone (314) 644-0900

### TORONTO

Howard Starkman  
Maple Leaf Gardens  
60 Carlton Street  
Toronto 200, Ontario  
Telephone (416) 368-1641

### VANCOUVER

Greg Douglas  
Pacific Coliseum  
Exhibition Park  
Vancouver 132, B.C.  
Telephone (604) 254-5141