


P I T T S B U R G H


PENGUINS



1990-91
GUIDE &
RECORD
BOOK



PITTSBURGH PENGUINS



1990-91 Guide & Record Book

Editor: Cindy Himes
Assistant Editor: Harry Sanders
Photography: Denny Cavanaugh
 Bruce Bennett
Cover Art: Vance, Wright &
 Adams Associates,
 Inc.
Printer: Hochstetter
 Printing



Cover Features: Penguins
 New Management Team —
 Craig Patrick, Scott
 Bowman & Bob Johnson

TABLE OF CONTENTS

AHL Standings	87
Alignment-NHL	189
All-Star Games	186
All-Time Goaltending vs Pittsburgh	153
All-Time Leaders	124
All-Time Leaders-Opponents	158
All-Time Roster	168
Attendance Records	188
Award Winners-NHL 89-90	185
Best Seasons	130
Captains	128
Career Scoring	124
Coffey Career Highlights	91
Coaches & Records	136
Dates in Penguins History	166
Draft Selections	78
En Route to Pittsburgh	92
Fastest Goals	150
Future Penguins	76
Game-by-Game Results	100
General Managers	177
Goaltenders Year-by-Year	134
Hat Tricks	162
IHL Standings	87
Individual Records	147
Jersey Numbers	170
Lemieux Career Highlights	90
Media Information	192
Multiple-Point Games	99
Muskegon Lumberjacks	84
NHL Final Standings 89-90	94
On The Road	190
Overtime Records	149
Patrick Div. Daily Standings 89-90	102
Penalty Shots	154
Penguins Award Winners	187
Penguins Scoring 89-90	97
Player Bios	16
Players In The System	69
Playoff Records	177
Playoff Results-Pittsburgh	176
Playoff Scoring All-Time	174
Playoff Scoring Leaders-NHL 90	184
Recap 89-90	94
Roster 90-91	88
Scoring Leaders-NHL 89-90	95
Season Openers	172
Shutouts	155
Stanley Cup Playoff Results 90	182
Streaks	153
Supplemental Draft Picks	143
Team-By-Team Records	152
Team Records	138
Team Scoring Summaries 89-90	104
Year-By-Year Leaders	131

For additional copies, mail \$6.00 plus \$1.50
 postage to Pittsburgh Penguins Media
 Guide, Civic Arena, Pittsburgh, PA 15219

PITTSBURGH PENGUINS, INC.

Civic Arena
Pittsburgh, PA 15219

Phone: (412) 642-1800
FAX: (412) 281-0382

Chairman of the Board	Edward J. DeBartolo, Sr.
President	Marie Denise DeBartolo York
Secretary & Treasurer	Anthony W. Liberati
Vice-President & General Counsel	Paul Martha
General Manager	Craig Patrick
Director of Player Development & Recruitment	Scott Bowman
Head Coach	Bob Johnson
Asst. Coaches	Rick Kehoe, Rick Paterson, Barry Smith
Trainer	Skip Thayer
Conditioning Coach	John Welday
Equipment Manager	Steve Latin
Scouts	Greg Malone, Les Binkley, John Gill, Charlie Hodge, Doug Macauley, Ralph Cox, Pierre Maguire, Gilles Meloche
Vice President, Communications & Sales	Bill Strong
Controller	Rick McLaughlin
Vice President, Marketing	Tinsy Labrie
Purchasing Agent	Dana Backstrom
Director of Press Relations	Cindy Himes
Ass't Director of Press Relations	Harry Sanders
Executive Secretary	Michele Colaianni
Director of Ticket Sales	Jeff Mercer
Box Office Manager	Carol Coulson
Director of Advertising Sales	Dave Peart
Broadcast Coordinator	Linda Raison
Director of Advertising & Publishing	Emily Nordstrom
Director of Promotions	Sharon Sirpilla
Marketing Staff	Terri Young, Steve Swetha, Chuck Saller
Director of Amateur Hockey	George Kirk
Receptionist	Heather Branch
Team Physicians	Dr. Charles Burke
Team Dentists	Dr. Raymond Rainka, Dr. Ronald Linaburg & Dr. David Donatelli

GENERAL INFORMATION

Executive Offices	Civic Arena, Gate #2
Location of Press Box	East Side of Building
Dimensions of Rink	200 feet by 85 feet
Seating Capacity	16,164
Club Trains at	Pittsburgh, PA
Club Colors	Black, Gold and White
Radio Station	KDKA (1020 AM)
Television Station	KDKA-TV (Channel 2)
Cable Station	KBL Sports Network
Play-by-Play Announcer	Mike Lange
Color Commentator	Paul Steigerwald

**FOR PENGUINS SEASON TICKETS AND GROUP SALES
INFORMATION, CALL 642-PENS OR 642-1985.**

TABLE OF CONTENTS

PITTSBURGH PENGUINS



1990-91 Guide & Record Book

Editor: Cindy Himes
Assistant Editor: Harry Sanders
Photography: Denny Cavanaugh
 Bruce Bennett
Cover Art: Vance, Wright &
 Adams Associates,
 Inc.
Printer: Hoechstetter
 Printing



Cover Features: Penguins
 New Management Team —
 Craig Patrick, Scott
 Bowman & Bob Johnson

AHL Standings	87
Alignment-NHL	189
All-Star Games	186
All-Time Goaltending vs Pittsburgh	153
All-Time Leaders	124
All-Time Leaders-Opponents	158
All-Time Roster	168
Attendance Records	188
Award Winners-NHL 89-90	185
Best Seasons	130
Captains	128
Career Scoring	124
Coffey Career Highlights	91
Coaches & Records	136
Dates in Penguins History	166
Draft Selections	78
En Route to Pittsburgh	92
Fastest Goals	150
Future Penguins	76
Game-by-Game Results	100
General Managers	177
Goaltenders Year-by-Year	134
Hat Tricks	162
IHL Standings	87
Individual Records	147
Jersey Numbers	170
Lemieux Career Highlights	90
Media Information	192
Multiple-Point Games	99
Muskegon Lumberjacks	84
NHL Final Standings 89-90	94
On The Road	190
Overtime Records	149
Patrick Div. Daily Standings 89-90	102
Penalty Shots	154
Penguins Award Winners	187
Penguins Scoring 89-90	97
Player Bios	16
Players In The System	69
Playoff Records	177
Playoff Results-Pittsburgh	176
Playoff Scoring All-Time	174
Playoff Scoring Leaders-NHL 90	184
Recap 89-90	94
Roster 90-91	88
Scoring Leaders-NHL 89-90	95
Season Openers	172
Shutouts	155
Stanley Cup Playoff Results 90	182
Streaks	153
Supplemental Draft Picks	143
Team-By-Team Records	152
Team Records	138
Team Scoring Summaries 89-90	104
Year-By-Year Leaders	131

For additional copies, mail \$6.00 plus \$1.50
 postage to Pittsburgh Penguins Media
 Guide, Civic Arena, Pittsburgh, PA 15219

PITTSBURGH PENGUINS, INC.

Civic Arena
Pittsburgh, PA 15219

Phone: (412) 642-1800
FAX: (412) 281-0382


Chairman of the Board	Edward J. DeBartolo, Sr.
President	Marie Denise DeBartolo York
Secretary & Treasurer	Anthony W. Liberati
Vice-President & General Counsel	Paul Martha
General Manager	Craig Patrick
Director of Player Development & Recruitment	Scott Bowman
Head Coach	Bob Johnson
Asst. Coaches	Rick Kehoe, Rick Paterson, Barry Smith
Trainer	Skip Thayer
Conditioning Coach	John Welday
Equipment Manager	Steve Latin
Scouts	Greg Malone, Les Binkley, John Gill, Charlie Hodge, Doug Macauley, Ralph Cox, Pierre Maguire, Gilles Meloche
Vice President, Communications & Sales	Bill Strong
Controller	Rick McLaughlin
Vice President, Marketing	Tinsy Labrie
Purchasing Agent	Dana Backstrom
Director of Press Relations	Cindy Himes
Ass't Director of Press Relations	Harry Sanders
Executive Secretary	Michele Colaianni
Director of Ticket Sales	Jeff Mercer
Box Office Manager	Carol Coulson
Director of Advertising Sales	Dave Peart
Broadcast Coordinator	Linda Raison
Director of Advertising & Publishing	Emily Nordstrom
Director of Promotions	Sharon Sirpilla
Marketing Staff	Terri Young, Steve Swetoha, Chuck Saller
Director of Amateur Hockey	George Kirk
Receptionist	Heather Branch
Team Physicians	Dr. Charles Burke
Team Dentists	Dr. Raymond Rainka, Dr. Ronald Linaburg & Dr. David Donatelli

GENERAL INFORMATION

Executive Offices	Civic Arena, Gate #2
Location of Press Box	East Side of Building
Dimensions of Rink	200 feet by 85 feet
Seating Capacity	16,164
Club Trains at	Pittsburgh, PA
Club Colors	Black, Gold and White
Radio Station	KDKA (1020 AM)
Television Station	KDKA-TV (Channel 2)
Cable Station	KBL Sports Network
Play-by-Play Announcer	Mike Lange
Color Commentator	Paul Steigerwald

**FOR PENGUINS SEASON TICKETS AND GROUP SALES
INFORMATION, CALL 642-PENS OR 642-1985.**

Edward J. DeBartolo and his family have been instrumental in the development of major sports enterprises throughout the United States. With ownership of the Pittsburgh Penguins of the National Hockey League, the four-time world champion San Francisco 49ers of the National Football League, as well as three thoroughbred racing facilities, the DeBartolo name has become synonymous with success in sporting competition.



**EDWARD J.
DEBARTOLO**
Chairman of the
Executive Committee

Thistledown, Mr. DeBartolo's first sports venture, is one of Ohio's top racing facilities. Home to the \$250,000 Ohio Derby, Thistledown hosts approximately 180 racing dates each year. In 1985, the facility underwent a \$25 million renovation which included the addition of the Midwest's first full-color Diamond Vision display system and other amenities. Louisiana Downs, the country's fifth largest track, is a premier facility which attracts the top contenders in the "Sport of Kings." The \$1,000,000 Super Derby, envisioned by Mr. DeBartolo and hosted at the Downs annually, is one of the world's richest 3-year-old Grade I stakes. America's newest world-class racing facility — Remington Park — has already attained worldwide recognition for its racing innovations including the revolutionary racing surface known as Equitrack.

The firm also operates The Marie P. DeBartolo Sports Centre — new home to the San Francisco 49ers as well as the Civic Arena, Pittsburgh's major sports/entertainment facility and home to the Pittsburgh Penguins.

Complementing his sporting achievement, Mr. DeBartolo is the founder and chief executive officer of the nation's leading shopping center development and management firm. For nearly 50 years, the firm has developed, owned/operated in excess of 88 million square feet of commercial space in more than 20 states. The extensive portfolio includes office buildings, hotels, industrial parks and other ventures. At Executive Headquarters in Youngstown, Ohio, Mr. DeBartolo employs a complete in-house staff with the capacity to research, plan, engineer, construct, manage, lease and promote any project the firm undertakes. By 1993, the firm's holdings will exceed 100 million square feet.

Mr. DeBartolo has earned national acclaim from business and community leaders for his expertise. He was selected as Man of the Year in 1983 by the Vectors/Pittsburgh, Youngstown State University's Distinguished Citizen in 1984 and as a 1985 recipient of the Ohio Governors award. He was also one of 80 distinguished Americans to receive the Ellis Island medal of honor in 1986. In 1989, Mr. DeBartolo was named as a winner of thoroughbred racing's highest honor — The Special Eclipse. He became one of only seven individuals in the 18-year history of the program to receive this prestigious award which is presented annually by the Thoroughbred Racing Association, the Daily Racing Form and National Turf Writers Association.

A member of the Thoroughbred Racing Association, Urban Land Institute and the National Realty Committee, Mr. DeBartolo has also served on the Board of International Council of Shopping Centers and the Advisory Council of the University of Notre Dame (where he received his degree in engineering).

Marie Denise DeBartolo is actively involved in the family's sports enterprises. Along with her father, Edward J. DeBartolo and brother, Edward J. DeBartolo, Jr., she has helped to shape the growth of the Pittsburgh Penguins as well as three top-notch thoroughbred racing facilities. As Governess of the Penguins, Marie Denise served as the club's representative for all NHL activities. In 1990 she played an integral role in the planning of a series of events in Pittsburgh which were part of the 41st Annual NHL All-Star weekend.




**MARIE DENISE
DEBARTOLO**
President

In addition to these responsibilities, Marie Denise oversees wide-ranging activities for the nation's largest shopping center development and management firm — The Edward J. DeBartolo Corporation.

As Executive Vice President of Personnel and Corporate Marketing/Communications, she is dedicated to the formulation of innovative employee-oriented programs which have earned her the respect of professionals throughout the shopping center industry. Additionally, her department is responsible for all Corporate marketing efforts, advertising campaigns, press conferences, and community events as well as all DeBartolo publications and brochures.

A graduate of St. Mary's College at Notre Dame, Marie Denise has been with the Corporation 18 years. Her significant contributions to the firm during that period have earned her several key promotions. Marie Denise is married to John C. York II, M.D. They have two sons and twin daughters.

For the past eight years, Anthony W. Liberati has successfully directed a broad spectrum of real estate and financial activities for The Edward J. DeBartolo Corporation, the nation's largest developer and manager of shopping malls and one of the country's largest investors in sports enterprises.



**ANTHONY W.
LIBERATI**
Secretary and Treasurer


Liberati, who effectively serves as Senior Vice President of Corporate Planning and Finance, has helped coordinate the development of DeBartolo's diversified interests, including shopping centers, mixed-use projects, office towers, and sports enterprises, in more than 20 states.

Prior to his appointment with DeBartolo, Liberati was the former Executive Vice President of Equibank's Banking Group in Pittsburgh. He was responsible for both retail and commercial functions at the Bank's 89 offices. Liberati was also involved in commercial and international lending and construction/real estate finance as well as government institutional lending.

In June, 1981, Liberati left Equibank to organize LDS Associates as specialists in real estate development and investment. The DeBartolo Corporation made LDS a Pittsburgh subsidiary after Liberati's appointment in April, 1982.

Liberati is a graduate of Duquesne University in Pittsburgh with a degree in finance. He attended St. Mary of the Mount High School in Pittsburgh.

Married to the former Margie Hirth of Pittsburgh, Liberati and his wife have three daughters, Lisa and Carla of Pittsburgh and Dayna Liberati DiRienzo. The Liberatis reside in Canfield, Ohio.



J. PAUL MARTHA
Vice-President &
General Counsel

A native Pittsburgher, Paul is well known for his involvement with sports throughout the city. A standout athlete for many years, he has spent the past 12 years serving the sports community at the managerial level.

A graduate of the University of Pittsburgh, Paul was an All-American halfback at the University of Pittsburgh and was the Pittsburgh Steelers' #1 draft choice in 1964. He played defensive back for the Steelers in the NFL from 1964-69 while attending law school. Paul obtained his Doctor of Law degree at Duquesne University in 1969 and retired from pro football with the AFL Denver Broncos in 1970 to practice law on a full-time basis.


Paul joined the Penguins' organization during the summer of 1978 after the DeBartolo Corporation took control of the franchise. He was elected Vice President prior to the 1978-79 season and has handled the club's legal matters as general counsel since that time. He also serves on the NHL Board of Governors.

With a background in law and professional football, Paul was selected to serve as Neutral Arbitrator for the NFL in 1982 and has handled legal work for the San Francisco 49ers of the NFL.

Paul currently serves as President of the Civic Arena Corporation and oversees the day-to-day operation of the sports and entertainment facility. He and wife Bobbie reside in the Fox Chapel area and are the parents of three sons.

Craig begins his first full season with Pittsburgh after assuming duties as general manager and interim head coach on Dec. 5, 1989.

At the conclusion of the 1989-90 season, he wasted little time in assembling one of the finest front office teams in hockey history by hiring Scott Bowman as Director of Player Development & Recruitment and Bob Johnson as the team's new Head Coach.



CRAIG PATRICK
General Manager

A graduate of the University of Denver with a degree in Business Administration, he helped the Pioneers to two NCAA Hockey Championships in 1968 and 1969. He then spent eight years as an NHL forward with California, St. Louis, Kansas City, Washington and Minnesota of the WHA before retiring in 1979. He also served as captain for Team USA in the 1979 World Championships in Moscow.

Craig became a part of sports history that Americans will long remember when he served as assistant general manager and assistant coach of the 1980 gold-medal winning US Olympic Hockey Team in Lake Placid, New York.


He joined the NY Rangers' organization as Director of Operations in 1980 and became the youngest general manager in the team's history on June 14, 1981 and served the Rangers in that capacity through the 1985-86 season, guiding his team to the playoffs every year and semi-final competition twice.

Prior to joining the Penguins, Craig served as Director of Athletics and Recreation for the University of Denver for two years.

Born in Detroit, Mich., Craig grew up in New Haven and Boston with a heritage full of hockey history. His grandfather Lester served as head coach and general manager of the NY Rangers and led his team to three Stanley Cup titles. His father Lynn was an All-Star winger with the Rangers and served as their head coach from 1948 to 1950. Craig's uncle Muzz, a former Canadian Heavyweight Amateur boxing champion, played defense for the NY Rangers then served as their general manager/head coach from 1954 to 1964.

Craig and wife Sue reside in Pittsburgh with their daughter Erin and sons Cory and Ryan.

Scott, 57, was named Director of Player Development & Recruitment on June 12, 1990. He joins the Penguins' management team with an impressive list of credentials from over two decades of NHL experience. He has the distinction of being the winningest coach in NHL history with a total of 736 victories to his credit.



SCOTT BOWMAN
Director of Player
Development &
Recruitment

Scott has experience at all levels of NHL team management. He entered the NHL coaching ranks in 1967-68 with St. Louis and led the Blues to three consecutive Stanley Cup appearances from 1968-70. He also served as the Blues' general manager during the 1969-70 and 1970-71 seasons.

He then moved on to Montreal where he served as head coach from 1971 until 1979, guiding the Canadiens to five Stanley Cup Championships including four straight from 1976-79. During a 12-year period encompassing his tenures with St. Louis and Montreal, Bowman-coached teams appeared in eight Stanley Cup Finals.

In 1979, Bowman joined the Buffalo Sabres organization where he served as Director of Hockey Operations, general manager and shared coaching responsibilities until 1987.

Scott's winning tradition followed him to the international arena as Team Canada won the 1976 Canada Cup Tournament under his guidance as chief coach. He also served as head coach for Team Canada in the 1981 Canada Cup and coached the 1979 NHL All-Stars in the three-game series against the Soviet Union.

He received NHL Coach of the Year honors in 1977 and was named *The Hockey News* Executive of the Year following the 1983-84 season.

Scott worked with Hockey Night in Canada during the past few seasons as an analyst. He and wife Suella have five children and reside in New York State.

BOB JOHNSON — HEAD COACH

Bob's enthusiasm for the sport of hockey is unsurpassed. Named head coach on June 12, he joins the Penguins with an impressive coaching record which spans the National Hockey League, collegiate and international levels.



Bob, 59, started his coaching career in 1956 at Warroad High School in Minnesota then advanced to the college level in 1963 with Colorado where he coached the next three years. He became head coach at the University of Wisconsin in 1966 and registered a 367-175-23 record through 15 seasons finishing all but one season above the .500 mark. He led the Badgers to three NCAA Championships in 1973, 1977 and 1981 and earned NCAA Coach of the Year honors at the conclusion of the 1977 season. He missed the 1975-76 season at Wisconsin due to coaching the U.S. Olympic Team.

Bob's experience includes coaching at the international level as he coached the U.S. National Team in 1973, 1974, 1975 and 1981. He served as head coach for Team USA in the 1981 and 1984 Canada Cup Tournaments, guiding his team to a second place finish in 1984. He also coached the U.S. Olympic Team during the 1976 Olympic Games in Austria.

Bob moved to the NHL ranks in 1982 with Calgary and served as the Flames' head coach for the following five seasons, leading his team to their first Campbell Conference Championship in 1986 and a berth in the Stanley Cup Finals.

He spent the past three years serving as Executive Director for USA Hockey, based in Colorado, where he supervised amateur hockey efforts throughout the United States.


Bob and wife Martha are the parents of five children including son Mark who was drafted by Pittsburgh in 1977 and joined the Penguins as a member of the 1980 Olympic gold medal winning hockey team.

JOHNSON'S COACHING RECORD

Wisconsin Coaching Record

YEAR	GP	W	L	T	PCT.
1966-67	26	16	10	0	.615
1967-68	31	21	10	0	.678
1968-69	34	22	10	2	.688
1969-70	34	23	11	0	.676
1970-71	34	20	13	1	.603
1971-72	38	27	10	1	.714
1972-73	40	29	9	2	.750
1973-74	36	18	13	5	.555
1974-75	38	24	12	2	.658
1976-77	45	37*	7	1	.833*
1977-78	43	28	12	3	.686
1978-79	40	24	13	3	.646
1979-80	36	15	20	1	.431
1980-81	42	27	14	1	.654
1981-82	47	35	11	1	.755
TOTAL	565	367	175	23	.670

* Wisconsin School Record



Calgary Coaching Record

YEAR	GP	W	L	T	PTS	DIVISIONAL FINISH	PLAYOFFS
1982-83	80	32	34	14	78	2nd	Quarterfinals
1983-84	80	34	32	14	82	2nd	Quarterfinals
1984-85	80	41	27	12	94	3rd	Preliminary Round
1985-86	80	40	31	9	89	2nd	Finals
1986-87	80	46	31	3	95	2nd	Preliminary Round
NHL TOTALS	400	193	155	52	438		

ASSISTANT COACHES


Rick, 39, begins his fourth season on the Penguins' coaching staff. An NHL right winger through 14 seasons, he broke into the NHL with Toronto after the Maple Leafs drafted him in 1971. After three seasons he was traded to Pittsburgh where he spent the remainder of his playing career making his mark in the Penguins' record books.

He ranks second on the Penguins' All-Time Scoring List with 636 points points to his credit through ten seasons.

He also ranks second in all-time games played with 722 while placing third in all-time goals scored (312) and assists (324).


Rick was honored after the 1980-81 season, winning the NHL's Lady Byng Trophy in recognition of a year when he set a club record for goals in a season with 55. He was also Pittsburgh's representative in the 1981 and 1983 NHL All-Star Games.

Residing in the South Hills of Pittsburgh, Rick is married to Cathy and has a daughter, Karrie (14).



RICK KEHOE

Rick, 32, enters his third year of coaching after a 10-year playing career spanning three leagues as a pro. Drafted by Chicago in the 1978 NHL Draft, he spent his entire NHL career with the Blackhawks' organization. Known for his defensive work as a forward and his penalty killing, he still owns the Blackhawks' record for the fastest two shorthanded goals scored in a game when he tallied the goals 2:30 apart vs Winnipeg during the 1984-85 campaign.



RICK PATERSON

During his NHL career, Paterson played in 430 games for Chicago and scored a total of 50 goals with 14 coming when his team was shorthanded.

A dedicated and hard-working player, he primarily played on his team's checking line and has experience at all three forward positions.


After the 1987-88 season, Rick entertained the thought of working as a hockey referee and attended a school for on-ice officials in Canada.

Rick and wife Anne have a daughter, Brittany (3½ years), and reside in Pittsburgh's North Hills year-round.

ASSISTANT COACHES

Barry, 39, joined the Penguins' coaching staff on July 20 after coaching the 1989-90 season in Italy where he led Alleghe to a 17-7-1 record after assuming the head coaching duties in early November. He also guided Italy's National Team to a silver medal finish in the World Championships B Division.

A native of western New York, Barry received a degree in physical education from Ithaca College in 1972. He then joined the faculty of Elmira College where he earned a Master's Degree in education while serving as varsity hockey coach. His Elmira teams were in the playoffs five of six years, three times ECAC champions and twice NCAA finalists. He was nominated for Coach of the Year honors twice during his tenure at Elmira.



BARRY SMITH

Barry went on to coach in Sweden from 1981-84 and Norway from 1984-86. He studied coaching techniques in the Soviet Union and Czechoslovakia and served as assistant coach of the Norwegian team in World Championship competition.

While in Europe, he began scouting the European ranks for the Buffalo Sabres' organization and in March of 1986 he was named an assistant coach. He served that position for three seasons (1986-89) before returning to Europe to coach in Italy.


TRAINING/MEDICAL STAFF



**Charles "Skip"
Thayer
Trainer**



**John Welday
Strength and
Conditioning
Coach**



**Steve Latin
Equipment
Manager**



**Dr. Charles Burke
Orthopaedic
Surgeon**



**Kevin Greenway
Asst. Equip. Mgr.**


SCOUTING STAFF



Greg Malone



Les Binkley



Pierre Maguire



Gilles Meloche




John Gill



Charles Hodge



Doug Macauley



Ralph Cox

PUBLIC RELATIONS/HOCKEY OPERATIONS



Cindy Himes
Dir. Press Rel.



Harry Sanders
Asst. Dir. P.R.



Michele Colalanni
Secretary, G.M.



Heather Branch
Receptionist

RADIO & TELEVISION BROADCASTERS



Mike Lange
Play-by-Play



Paul Steigerwald
Color Commentary

FINANCE/MARKETING/ADVERTISING/OPERATIONS



Ed Walter
Business Mgr.



Rick McLaughlin
Controller



Bill Strong
VP, Comm./Sales



Tinsy Labrie
VP, Marketing



Lance Jones
VP, Event Dev.



Jim Sacco
Dir. Bldg. Oper.



Jeff Mercer
Dir. of Ticket Sales



Carol Coulson
Box Office Mgr.



Dave Peart
Dir. Adv./Sales



Linda Raison
Broadcast Coord.




Sharon Sirpilla
Dir. of Promo.



Emily Nordstrom
Dir. of Adv./Pub.



Terri Young
Marketing Rep.



Steve Swetoha
Marketing Rep.



Chuck Saller
Marketing Rep.



George Kirk
Dir. Amateur Hock.

CIVIC ARENA

Pittsburgh's Civic Arena features the largest retractable stainless steel roof in the country. Originally designed for use by the Civic Light Opera, the dome cost 9 million dollars of the building's 22 million dollars in construction costs. The roof has no interior support but instead is supported by a huge cantilever arm arching 260 feet.

Opened in 1961, the Civic Arena has undergone various expansion programs. In 1972-73, the press box was built on the East side and 23 "super boxes" were constructed on its West side two years later. North end and South end balconies (each with 1,500 additional seats) were constructed. Recently, the Civic Arena completed a three-year, \$11.4 million renovation program which included exterior landscaping, new A-level seating, reconstruction of the Igloo Club and the addition of new super boxes, new concourses and an expanded press box.

CIVIC ARENA CORPORATION EXECUTIVE COMMITTEE


J. Paul Martha	President
William C. Strong	VP-Communications & Sales
Edward R. Walter	Business Manager
Richard L. McLaughlin	Controller
Tinsy Labrie	VP-Marketing
Lance Jones	VP-Event Development & Promotion


CIVIC ARENA CORPORATION

Dana Backstrom	Purchasing Agent
Vicki Capoccioni	Director of Publicity
Tim Carey	Director/Food Services
Mike Gentile	Production Manager
Carl Germaine	General Manger/Igloo Club
Elaine Heufelder	Office Manager
Cathie Kahn	Banquet Manager/Igloo Club
Joe Katrencik	Director of Promotions
Dwight Lenzner	Director of Group Sales
Sam Rogiero	Manager/Concessions
Jim Sacco	Director of Building Operations
Sandy Walter	Box Office Manager



The Players





TOM BARRASSO

Goaltender 6'3" 211 lbs.
Age: 25 (March 31, 1965)
Born: Boston, Mass.
Catches: Right

Acquired:

Traded by Buffalo to Pittsburgh with Buffalo's 3rd-round draft choice in 1990 Entry Draft for Doug Bodger and Darrin Shannon on November 12, 1988.

Drafted:

Buffalo's 1st-round choice, 5th overall in the 1983 Entry Draft.

Milestones within reach:

Needs 1 win for 150 career wins

YEARLY W-L-T RECORD

Season	W	L	T
1983-84	26	12	3
1984-85	25	18	10
1985-86	29	24	5
1986-87	17	23	2
1987-88	25	18	8
1988-89	20	22	7
1989-90	7	12	3
TOTAL	149	129	38

Career Record vs.

Team	GP	MIN	GA	AVG	W-L-T
Boston	32	1925	116	3.62	14-13-5
Buffalo	3	160	12	4.50	0-3-0
Calgary	10	490	31	3.80	4-5-0
Chicago	11	664	45	4.07	7-4-0
Detroit	14	865	40	2.77	6-3-5
Edmonton	9	501	39	4.67	1-7-1
Hartford	36	2068	118	3.42	15-16-3
Los Angeles	12	684	35	3.07	4-5-2
Minnesota	11	609	32	3.15	5-3-2
Montreal	25	1411	77	3.27	9-12-3
New Jersey	19	1120	60	3.21	12-2-4
NY Islanders	18	943	63	4.01	8-6-1
NY Rangers	19	1102	55	2.99	9-4-4
Philadelphia	12	688	39	3.40	5-6-0
Pittsburgh	11	655	35	3.21	4-3-2
Quebec	29	1641	99	3.62	12-13-2
St. Louis	14	767	39	3.05	7-4-1
Toronto	11	653	40	3.68	6-5-0
Vancouver	8	448	40	5.36	3-5-0
Washington	16	929	47	3.04	9-5-2
Winnipeg	14	840	46	2.94	9-5-0

Career Playing Record

Season	Team	League	Regular Season					Playoffs				
			GP	MP	GA	SO	AVG	GP	MP	GA	SO	AVG
1981-82	Acton-Boxboro	H.S.	23	1035	32	7	1.39	—	—	—	—	—
1982-83	Acton-Boxboro	H.S.	23	1035	17	10	0.73	—	—	—	—	—
1983-84	Buffalo (abcd)	NHL	42	2475	117	2	2.84	3	139	8	0	3.45
1984-85	Buffalo (ef)	NHL	54	3248	144	5*	2.86	5	300	22	0	4.40
1984-85	Rochester	AHL	5	267	6	1	1.35	—	—	—	—	—
1985-86	Buffalo	NHL	60	3561	214	2	3.61	—	—	—	—	—
1986-87	Buffalo	NHL	46	2501	152	2	3.65	—	—	—	—	—
1987-88	Buffalo	NHL	54	3133	173	2	3.31	4	224	16	0	4.29
1988-89	Buffalo	NHL	10	545	45	0	4.95	—	—	—	—	—
1988-89	PITTSBURGH	NHL	44	2406	162	0	4.04	11	631	40	0	3.80
1989-90	PITTSBURGH	NHL	24	1294	101	0	4.68	—	—	—	—	—
	NHL TOTALS		334	19163	1108	13	3.47	23	1294	86	0	3.99
	PGH TOTALS		68	3700	263	0	4.27	11	631	40	0	3.80

*—League-leading Total

a—NHL First All-Star Team (1983-84)

b—Won Vezina Trophy (1983-84)

c—Won Calder Memorial Trophy (1983-84)

d—NHL All-Rookie Team (1983-84)

e—NHL Second All-Star Team (1984-85)

f—Shared William Jennings Trophy with Bob Sauve (1984-85)



1989-90


Played a total of 24 games with a 7-12-13 record and posted a 4.68 goals-against average . . . was 4-5-1 on home ice and 3-7-2 on the road . . . was assessed 8 penalty minutes during the season . . . allowed 3 goals or less in 7 of his 24 games . . . missed a total of 23 games with a broken right wrist suffered October 14 vs Montreal . . . had surgery to remove bone fragment on October 30 . . . was also sidelined 2 games with a pulled groin and 1 game due to an allergic reaction. Tom was granted a leave of absence on February 9 and missed a total of 23 games due to his daughter's illness.

CAREER

He has the distinction of being drafted higher than any goaltender in NHL history as Buffalo selected him 5th overall in 1983 . . . a native of Boston, Mass., he broke into the NHL after a successful high school career at Acton-Boxboro . . . captured the Vezina Trophy as the league's top goalie in 1983-84 along with the Calder Trophy as the NHL's rookie of the Year . . . named to the NHL First All-Star Team and All Rookie Team at the conclusion of the 1983-84 season . . . was named to the NHL Second All-Star Team and shared the William Jennings Trophy with teammate Bob Sauve in 1984-85 . . . played in the 1985 All-Star Game . . . played for Team USA in the 1984 and 1987 Canada Cup . . . has 149 NHL victories to his credit . . . has finished 1st or 2nd in voting for the Vezina Trophy three of the last seven years . . . ranks 11th on the Penguins' all-time goalies list for most wins with 25.

PERSONAL

Tom and wife Megan are the parents of two daughters, Ashley (3 years) and Kelsey (11 months) . . . they reside in Pittsburgh year-round.



PHIL BOURQUE

Left Wing 6'1" 196 lbs.
Age: 28 (June 8, 1962)
Born: Chelmsford, Mass.
Shoots: Left

Acquired:

Signed by Pittsburgh as a free agent on October 4, 1982.

Milestones within reach:

Needs 5 goals for 50 career goals
 Needs 29 penalty minutes for 300 career penalty minutes

Career Scoring vs.


Team	GP	G	A	PTS	PIM
Boston	10	2	2	4	8
Buffalo	7	1	2	3	20
Calgary	7	1	0	1	6
Chicago	8	3	1	4	10
Detroit	9	4	3	7	11
Edmonton	8	0	4	4	15
Hartford	10	0	3	3	28
Los Angeles	7	2	3	5	14
Minnesota	6	1	1	2	4
Montreal	7	1	2	3	6
New Jersey	16	5	5	10	10
NY Islanders	17	6	3	9	12
NY Rangers	19	3	7	10	8
Philadelphia	19	4	5	9	14
Quebec	7	1	2	3	4
St. Louis	7	1	2	3	10
Toronto	8	2	3	5	6
Vancouver	8	2	0	2	27
Washington	20	5	6	11	49
Winnipeg	8	1	5	6	9

Career Playing Record

Season	Team	League	Regular Season					Playoffs				
			GP	G	A	PTS	PIM	GP	G	A	PTS	PIM
1980-81	Kingston	OHL	47	4	4	8	46	6	0	0	0	10
1981-82	Kingston	OHL	67	11	40	51	111	4	0	0	0	0
1982-83	Baltimore	AHL	65	1	15	16	93	—	—	—	—	—
1983-84	PITTSBURGH	NHL	5	0	1	1	12	—	—	—	—	—
1983-84	Baltimore	AHL	58	5	17	22	96	—	—	—	—	—
1984-85	Baltimore	AHL	79	6	15	21	164	13	2	5	7	23
1985-86	PITTSBURGH	NHL	4	0	0	0	2	—	—	—	—	—
1985-86	Baltimore	AHL	74	8	18	26	226	—	—	—	—	—
1986-87	PITTSBURGH	NHL	22	2	3	5	32	—	—	—	—	—
1986-87	Baltimore	AHL	49	15	16	31	183	—	—	—	—	—
1987-88	Muskegon (ab)	IHL	52	16	36	52	66	6	1	2	3	16
1987-88	PITTSBURGH	NHL	21	4	12	16	20	—	—	—	—	—
1988-89	PITTSBURGH	NHL	80	17	26	43	97	11	4	1	5	66
1989-90	PITTSBURGH	NHL	76	22	17	39	108	—	—	—	—	—
NHL & PGH TOTALS			208	45	59	104	271	11	4	1	5	66

a—IHL First All-Star Team (1987-88)

b—Won Governor's Trophy (Outstanding Defenseman—IHL) (1987-88)



1989-90


Set a new single season career high with 22 goals . . . was the only player on the team with 20 or more points to record more points on the road (22) than at home (17) . . . recorded 18 (11 + 7) points vs Patrick Division . . . had four multiple point games . . . recorded his second career 3-point game on January 12 at Washington . . . was sidelined for four games with back spasms. He played his 200th NHL game on March 15 vs Detroit . . . recorded his 100th career point on March 6 vs Edmonton.

CAREER

Has spent his entire pro career with Pittsburgh since signing as a free agent in 1982 . . . coming off his second full season with the Penguins . . . played junior hockey with Kingston of the OHL before turning pro.

PERSONAL

Split the off-season between Pittsburgh and Boston, Mass . . . has worked on charity projects for the Leukemia Society and Make-A-Wish Foundation . . . enjoys water skiing, travel and cars . . . worked Ken Schinkel's hockey school in Pittsburgh during the month of August.



ROB BROWN

Right Wing 5'11" 185 lbs.
Age: 22 (April 10, 1968)
Born: Kingston, Ontario
Shoots: Left

Acquired:

Pittsburgh's 4th-round choice, 67th overall in 1986 Entry Draft.

Milestones within reach:

Needs 1 game for 200 career games
 Needs 67 assists for 200 career assists
 Needs 61 points for 300 career points

Career Scoring vs.


Team	GP	G	A	PTS	PIM
Boston	7	8	1	9	0
Buffalo	5	2	0	2	4
Calgary	8	1	6	7	8
Chicago	8	3	7	10	10
Detroit	6	3	6	9	2
Edmonton	9 ^a	5	7	12	4
Hartford	6	3	4	7	11
Los Angeles	7	4	2	6	0
Minnesota	7	8	9	17	6
Montreal	8	4	8	12	6
New Jersey	17	8	14	22	40
NY Islanders	18	8	12	20	13
NY Rangers	15	7	10	17	60
Philadelphia	17	6	10	16	16
Quebec	9	3	3	6	12
St. Louis	9	6	3	9	6
Toronto	9	7	7	14	0
Vancouver	8	3	5	8	21
Washington	18	12	15	27	33
Winnipeg	8	5	4	9	24

Career Scoring Record

Season	Team	League	GP	Regular Season				Playoffs				
				G	A	PTS	PIM	GP	G	A	PTS	PIM
1983-84	Kamloops	WHL	50	16	42	58	80	15	1	2	3	17
1984-85	Kamloops	WHL	60	29	50	79	95	15	8	18	26	28
1985-86	Kamloops (ab)	WHL	69	58	115*	173*	171	16	18	28	46	14
1986-87	Kamloops (abc)	WHL	63	76*	136*	212*	101	5	6	5	11	6
1987-88	PITTSBURGH	NHL	51	24	20	44	56	—	—	—	—	—
1988-89	PITTSBURGH	NHL	68	49	66	115	118	11	5	3	8	22
1989-90	PITTSBURGH	NHL	80	33	47	80	102	—	—	—	—	—
NHL & PGH TOTALS			199	106	133	239	276	11	5	3	8	22

*—League-leading total
 a—WHL Player of the Year (1985-86 & 1986-87)

b—WHL First All-Star Team (1985-86 & 1986-87)
 c—Canadian Major Junior Player of the Year (1986-87)



1989-90


Ranked 2nd on the team in goals with 33 . . . placed 4th on the team in assists (47) and points (80) . . . tied for 2nd on the team with 12 power play goals . . . finished 2nd on team with 21 goals at home . . . had 50 (21 + 29) points at home and 30 (12 + 18) points on the road . . . recorded 32 (12 + 20) vs Patrick Division . . . recorded at least one point in 51 of his 80 games played . . . had 19 multiple point games . . . with 3 hat tricks, was one of only 5 players in the NHL to record 3 or more hat tricks . . . had 24 (12 + 12) points on the power play . . . recorded four 4-points games . . . was one of only two Penguins to play in all 80 games . . . scored his 100th NHL goal on March 4 vs Minnesota . . . recorded his 100th NHL assist on November 14 vs NY Rangers . . . recorded his 200th NHL point on December 27 vs NY Rangers.

CAREER

During his final year with Kamloops (WHL) Rob led the league in goals, assists, and points, and set career records for assists (343) and points (522) . . . he was honored as the 1986-87 Canadian Major Junior Player of the Year along with WHL Player of the Year and Western Division Player of the Year . . . was named to the WHL First All-Star Team in 1985-86 and 1986-87. During his rookie NHL season he was assigned to the Canadian National Junior Team and played in the World Junior Championships in the Soviet Union . . . hit the 100 point plateau in 1988-89 with 115 points . . . ranks 13th on Pittsburgh's All-Time Goals List (106) and 16th in assists (133) and 16th in career scoring (239).

PERSONAL

Rob split the off-season between Edmonton and Kamloops where his father (Bob) serves as the general manager of the WHL Kamloops Blazers . . . enjoys golf, reading, and considered a movie buff . . . has done charity work with Big Brothers of Kamloops, the Red Cross and the Pittsburgh chapter of the Cystic Fibrosis Foundation.



ROD BUSKAS

Defense 6'1" 206 lbs.
Age: 29 (January 7, 1961)
Born: Wetaskiwin, Alberta
Shoots: Right

Acquired:

Traded by Vancouver to Pittsburgh with Tony Tanti and Barry Pederson for Dan Quinn, Andrew McBain and Dave Capuano on January 8, 1990.

Drafted:

Pittsburgh's 6th-round draft choice, 112th overall in 1981 Entry Draft

Career Transactions:

Traded by Pittsburgh to Vancouver for Vancouver's 6th-round draft choice in 1990 Entry Draft on October 24, 1990

Milestones within reach:


Needs 52 games for 500 career games
 Needs 5 penalty minutes for 1,000 career penalty minutes

Career Scoring vs.

Team	GP	G	A	PTS	PIM
Boston	18	0	1	1	41
Buffalo	17	1	2	3	34
Calgary	20	0	2	2	33
Chicago	20	1	2	3	34
Detroit	16	0	0	0	28
Edmonton	15	1	2	3	8
Hartford	18	0	1	1	49
Los Angeles	16	1	1	2	38
Minnesota	16	0	3	3	54
Montreal	16	1	1	2	36
New Jersey	38	2	4	6	127
NY Islanders	32	3	1	4	24
NY Rangers	36	0	3	3	90
Philadelphia	41	0	5	5	93
Pittsburgh	1	0	0	0	0
Quebec	17	0	6	6	53
St. Louis	19	0	3	3	24
Toronto	19	3	2	5	69
Vancouver	16	0	3	3	34
Washington	40	2	7	9	105
Winnipeg	17	1	2	3	21

Career Playing Record

Season	Team	League	Regular Season					Playoffs				
			GP	G	A	PTS	PIM	GP	G	A	PTS	PIM
1978-79	Billings	WHL	1	0	0	0	0	—	—	—	—	—
1978-79	Medicine Hat	WHL	34	1	12	13	60	—	—	—	—	—
1979-80	Medicine Hat	WHL	72	7	40	47	284	16	1	6	7	31
1980-81	Medicine Hat	WHL	72	14	46	60	164	5	1	1	2	8
1981-82	Erie	AHL	69	1	18	19	78	—	—	—	—	—
1982-83	PITTSBURGH	NHL	41	2	2	4	102	—	—	—	—	—
1982-83	Baltimore	AHL	31	2	8	10	45	—	—	—	—	—
1983-84	PITTSBURGH	NHL	47	2	4	6	60	—	—	—	—	—
1983-84	Baltimore	AHL	33	2	12	14	100	10	1	3	4	22
1984-85	PITTSBURGH	NHL	69	2	7	9	191	—	—	—	—	—
1985-86	PITTSBURGH	NHL	72	2	7	9	159	—	—	—	—	—
1986-87	PITTSBURGH	NHL	68	3	15	18	123	—	—	—	—	—
1987-88	PITTSBURGH	NHL	76	4	8	12	206	—	—	—	—	—
1988-89	PITTSBURGH	NHL	52	1	5	6	105	10	0	0	0	23
1989-90	Vancouver	NHL	17	0	3	3	36	—	—	—	—	—
1989-90	PITTSBURGH	NHL	6	0	0	0	13	—	—	—	—	—
	NHL TOTALS		448	16	51	67	995	10	0	0	0	23
	PGH TOTALS		431	16	48	64	959	10	0	0	0	23



1989-90


Traded to Vancouver on October 24 . . . played a total of 17 games with the Canucks recording 3 assists . . . reacquired by Pittsburgh on January 8 . . . played his first game of the season with Pittsburgh on February 16 at Winnipeg . . . missed a total of 37 games with injuries (2 games with a pulled hamstring, 1 game with a sore left shoulder and 34 games with a fractured right ankle — 12 with Vancouver and 22 with Pittsburgh).

CAREER

Pittsburgh's fifth selection in the 1981 NHL Entry Draft . . . has played all or part of each of his 9 pro seasons with the Penguins' organization . . . is tied for 8th place on the Penguins' All-Time Games Played list with Peter Lee (431) . . . he is the Penguins' all-time leader in penalty minutes with 959.

PERSONAL

Rod and wife Debbie have a son, Blake (6 months), and reside in Medicine Hat, Alberta during the off-season . . . enjoys golf and slo-pitch softball.



JAY CAUFIELD

Right Wing 6'4" 237 lbs.
Age: 30 (July 17, 1960)
Born: Philadelphia, Pa.
Shoots: Right

Acquired:

Claimed by Pittsburgh in Waiver Draft from Minnesota on October 3, 1988.

Career Transactions:

Signed by NY Rangers as a free agent on October 8, 1985.

Traded by NY Rangers to Minnesota with Dave Gagne for Jari Gronstrand and Paul Boutilier on October 8, 1987.

Milestones within reach:


Needs 47 penalty minutes for 500 career penalty minutes

Career Scoring vs.

Team	GP	G	A	PTS	PIM
Boston	3	0	0	0	4
Buffalo	5	0	0	0	34
Calgary	4	0	0	0	17
Chicago	4	0	0	0	17
Detroit	6	0	0	0	0
Edmonton	3	0	0	0	5
Hartford	7	1	1	2	8
Los Angeles	3	0	0	0	14
Minnesota	6	0	1	1	40
Montreal	5	1	0	1	15
New Jersey	7	0	1	1	30
NY Islanders	8	0	3	3	28
NY Rangers	9	1	0	1	67
Philadelphia	13	0	0	0	72
Quebec	2	0	0	0	9
St. Louis	3	0	0	0	30
Toronto	3	0	0	0	4
Vancouver	4	0	0	0	4
Washington	11	1	0	1	48
Winnipeg	3	0	1	1	7

Career Playing Record

Season	Team	League	Regular Season					Playoffs				
			GP	G	A	PTS	PIM	GP	G	A	PTS	PIM
1984-85	North Dakota	WCHA	1	0	0	0	0	—	—	—	—	—
1985-86	Toledo	IHL	30	5	4	9	54	—	—	—	—	—
1985-86	New Haven	AHL	40	2	3	5	40	1	0	0	0	0
1986-87	NY Rangers	NHL	13	2	1	3	45	3	0	0	0	12
1986-87	Flint	IHL	12	4	3	7	59	—	—	—	—	—
1986-87	New Haven	AHL	13	0	0	0	43	—	—	—	—	—
1987-88	Minnesota	NHL	1	0	0	0	0	—	—	—	—	—
1987-88	Kalamazoo	IHL	65	5	10	15	273	6	0	1	1	47
1988-89	PITTSBURGH	NHL	58	1	4	5	285	9	0	0	0	28
1989-90	PITTSBURGH	NHL	37	1	2	3	123	—	—	—	—	—
	NHL TOTALS		109	4	7	11	453	10	0	0	0	40
	PGH TOTALS		85	2	6	8	408	9	0	0	0	28



1989-90


Played in 37 games during his second season with Pittsburgh . . . scored his goal vs New York Rangers on December 31 . . . was sidelined for a total of 18 games with a dislocated finger on his right hand suffered February 2 vs Edmonton . . . played in his 100th NHL career game on January 28 at Buffalo.

CAREER

Started his NHL career with the New York Rangers after signing as a free agent in 1985 . . . coming off his second full NHL season . . . has a total of 109 regular season games and 12 playoff games to his credit.

PERSONAL

Jay and wife Alicia make their home in Pittsburgh year-round . . . enjoys golf and played in several charity tournaments over the summer months . . . has worked with Special Olympics, Make-A-Wish, Children's Hospital and the Cystic Fibrosis Foundation.



PAUL COFFEY

Defense 6'0" 200 lbs.
Age: 29 (June 1, 1961)
Born: Weston, Ontario
Shoots: Left

Acquired:

Traded by Edmonton to Pittsburgh with Dave Hunter and Wayne Van Dorp for Craig Simpson, Chris Joseph, Moe Mantha and Dave Hannan on November 24, 1987.

Drafted:

Edmonton's 1st-round choice, 6th overall, 1980 Entry Draft

Milestones within reach:

Needs 67 games for 800 career games
 Needs 17 goals for 300 career goals
 Needs 28 goals to set an NHL record among defensemen (311 goals)
 Needs 31 assists for 700 career assists
 Needs 74 assists to set an NHL record among defensemen (743 assists)
 Needs 48 points for 1000 career points
 Needs 101 points to set an NHL record among defensemen (1053 career points)

Career Scoring vs.

Team	GP	G	A	PTS	PIM
Boston	28	3	18	21	38
Buffalo	28	3	25	28	39
Calgary	59	28	54	82	80
Chicago	29	18	32	50	67
Detroit	28	16	27	43	38
Edmonton	8	3	8	11	24
Hartford	29	14	29	43	54
Los Angeles	56	28	53	81	85
Minnesota	28	12	21	33	50
Montreal	30	5	19	24	28
New Jersey	44	17	27	44	65
NY Islanders	36	18	35	53	46
NY Rangers	38	14	44	58	32
Philadelphia	37	12	30	42	59
Pittsburgh	10	9	17	26	14
Quebec	29	9	34	43	29
St. Louis	27	7	28	35	32
Toronto	30	8	29	37	47
Vancouver	57	24	53	77	79
Washington	39	16	36	52	87
Winnipeg	53	19	50	69	83

Career Playing Record

Season	Team	League	Regular Season				Playoffs					
			GP	G	A	PTS	PIM	GP	G	A	PTS	PIM
1978-79	S.S. Marie (a)	OHA	68	17	72	89	103	—	—	—	—	—
1979-80	S.S. Marie	OHA	23	10	21	31	63	—	—	—	—	—
1979-80	Kitchener (b)	OHA	52	19	52	71	130	—	—	—	—	—
1980-81	Edmonton	NHL	74	9	23	32	130	9	4	3	7	22
1981-82	Edmonton (c)	NHL	80	29	60	89	106	5	1	1	2	6
1982-83	Edmonton (c)	NHL	80	29	67	96	87	16	7	7	14	14
1983-84	Edmonton (c)	NHL	80	40	86	126	104	19	8	14	22	21
1984-85	Edmonton (de)	NHL	80	37	84	121	97	18	12	25	37	44
1985-86	Edmonton (de)	NHL	79	48	90	138	120	10	1	9	10	30
1986-87	Edmonton	NHL	59	17	50	67	49	17	3	8	11	30
1987-88	PITTSBURGH	NHL	46	15	52	67	93	—	—	—	—	—
1988-89	PITTSBURGH (d)	NHL	75	30	83	113	193	11	2	13	15	31
1989-90	PITTSBURGH (c)	NHL	80	29	74	103	95	—	—	—	—	—
NHL TOTALS			733	283	669	952	1076	105	38	80	118	198
PGH TOTALS			201	74	209	283	383	11	2	13	15	31


a—OHA Third All-Star Team (1978-79)

b—OHA Second All-Star Team (1979-80)

c—NHL Second All-Star Team (1981-82, 1982-83, 1983-84 & 1989-90)

d—NHL First All-Star Team (1984-85, 1985-86 & 1988-89)

e—Won James Norris Memorial Trophy (1984-85 & 1985-86)



1989-90

Led all NHL defensemen in points (103), goals (29) and assists (74), marking the 7th time in his career that he led all NHL defensemen in points in a single season . . . ranked 5th among all NHL players in assists . . . finished 3rd in the NHL with 324 shots on goal . . . led the team with 39 assists vs the Patrick Division and was 2nd on the team with 56 points vs Patrick Division . . . was on the ice for 79 of the team's 86 power-play goals (91.9%) . . . led the team with 37 power-play assists and was 2nd in power-play points with 47 . . . had a shot on goal in every game but one during the season . . . had least one point in 58 of 80 games played . . . recorded 28 multiple point games and 19 multiple assist games including a 5 point effort on Feb. 6 vs NY Islanders . . . recorded a 13-game scoring streak from Jan. 12 to Feb. 10 with 28 (6 + 22) points . . . was one of only two Penguins players to play in all 80 games. Paul recorded his 900th NHL career point on Jan. 16 vs Philadelphia, becoming only the 4th defenseman in league history to record 900 or more points . . . recorded his 600th career assist on Oct. 18 vs St. Louis and became only the 6th defenseman in league history to record 900 or more points . . . played in his 700th career game on Jan. 23 vs New Jersey . . . joined Team Canada at the end of the season to play in the World Championships.


CAREER

A two-time Norris Trophy winner as the NHL's best defenseman in 1985 and 1986 . . . named to the NHL First All-Star Team in 1985, 1986 & 1989 and NHL Second All-Star Team in 1982, 1983, 1984 & 1990 . . . has played in eight NHL All-Star Games . . . holds the NHL record for most goals in a season by a defenseman with 48 in 1985-86 . . . has had 29 or more goals in 7 of his 10 seasons and recorded 100 or more points 5 times . . . ranks 2nd among all-time NHL defensemen in career points (952) & goals (283) . . . ranks 4th among all-time defensemen with 669 career assists . . . was a member of the Stanley Cup Championship Edmonton Oilers in 1984, 1985 & 1987 . . . entering his 11th pro season.

PERSONAL

Spent the off-season at his cottage in Ontario . . . enjoys boating . . . has worked with the Cystic Fibrosis Foundation.

(Additional information on page 91)



JOHN CULLEN

Center 5'10" 187 lbs.
Age: 26 (August 2, 1964)
Born: Puslinch, Ontario
Shoots: Right

Acquired:

Signed by Pittsburgh as a free agent on June 21, 1988.

Drafted:

Buffalo's 2nd choice. 10th overall in 1986 Supplemental Draft.

Milestones within reach:

Needs 49 games for 200 career games
 Needs 3 assists for 100 career assists
 Needs 59 points for 200 career points

Barry Cullen

519-821-7867

Career Scoring vs.

Team	GP	G	A	PTS	PIM
Boston	6	1	3	4	12
Buffalo	5	0	3	3	18
Calgary	6	1	4	5	6
Chicago	6	1	3	4	4
Detroit	5	1	5	6	8
Edmonton	5	1	1	2	6
Hartford	6	1	5	6	4
Los Angeles	6	1	2	3	9
Minnesota	6	3	6	9	0
Montreal	5	0	1	1	8
New Jersey	13	1	6	7	12
NY Islanders	14	5	7	12	4
NY Rangers	13	3	11	14	60
Philadelphia	14	7	8	15	19
Quebec	6	4	5	9	17
St. Louis	5	1	6	7	2
Toronto	4	2	6	8	0
Vancouver	6	2	4	6	11
Washington	14	5	10	15	46
Winnipeg	6	4	1	5	4

Career Playing Record

Season	Team	League	Regular Season				Playoffs					
			GP	G	A	PTS	PIM	GP	G	A	PTS	PIM
1983-84	Boston U. (a)	ECAC	40	23	33	56	28	—	—	—	—	—
1984-85	Boston U. (b)	H.E.	41	27	32	59	46	—	—	—	—	—
1985-86	Boston U. (bc)	H.E.	43	25	49	74	54	—	—	—	—	—
1986-87	Boston U. (d)	H.E.	36	23	29	52	35	—	—	—	—	—
1987-88	Flint (efgh)	IHL	81	48	109*	157*	113	16	11	15*	26	16
1988-89	PITTSBURGH	NHL	79	12	37	49	112	11	3	6	9	28
1989-90	PITTSBURGH	NHL	72	32	60	92	138	—	—	—	—	—
NHL & PGH TOTALS			151	44	97	141	250	11	3	6	9	28

*—League-leading total

a—ECAC Rookie of the Year (1983-84)

b—Hockey East First All-Star Team (1984-85 & 1985-86)

c—NCAA East Second All-Star Team (1986-87)


d—Hockey East Second All-Star Team (1986-87)

e—IHL First All-Star Team (1987-88)

f—Won Gatschene Memorial Trophy (MVP-IHL) (1987-88)

g—Shared Longman Memorial Trophy (Top Rookie-IHL) (1987-88)

h—Won Lamoureux Memorial Trophy (Top Scorer-IHL) (1987-88)



1989-90

Penguins' 3rd leading scorer with 92 points, 3rd in assists with 60 and 4th in goals with 32 . . . tied for 20th in league scoring . . . had the 2nd largest increase in points in the NHL from the previous season (49 points to 92 points for +43) . . . became the 8th player in club history to record 60 or more assists in a season and only the 9th player to record 90 or more points in a season . . . ranked 3rd on the team with 45 (16 + 29) points vs Patrick Division . . . recorded his first NHL hat trick on Feb. 22 vs Philadelphia . . . had 6 multiple goal games and 27 multiple point games . . . ranked 2nd on the team in goals at home (20) and 3rd in points (50) . . . finished 2nd on the team with assists (30) and points (42) on the road . . . recorded a career high 9-game scoring streak from Nov. 28 to Dec. 16 with 13 points . . . recorded his first 5 (1 + 4) point game vs Minnesota on March 4 . . . shared team lead with 4 game-winners . . . was sidelined for 8 games due to illness . . . joined Team Canada at the conclusion of season to play in World Championships.


CAREER

Named 1984 ECAC Rookie of the Year while playing for Boston University . . . was a 1986-87 Hobey Baker finalist . . . named the International Hockey League's 1987-88 Most Valuable Player as he led the league in scoring with 157 points . . . also shared IHL Rookie of the Year honors and was named The Hockey News 87-88 Minor League Player of the Year . . . coming off his second full season with Pittsburgh.

PERSONAL

Spent the off-season in Boston, Mass . . . enjoys golf . . . father Barry played four seasons in the NHL with Toronto and Detroit organizations . . . uncles Brian and Ray combined for 11 years of NHL experience.

416-445-5707



CHRIS DAHLQUIST

Defense 6'1" 196 lbs.
Age: 27 (December 14, 1962)
Born: Fridley, Minnesota
Shoots: Left

Acquired:

Signed by Pittsburgh as a free agent on May 7, 1985.

Milestones within reach:


Needs 27 games for 200 career games

Career Scoring vs.

Team	GP	G	A	PTS	PIM
Boston	6	1	1	2	4
Buffalo	6	0	0	0	6
Calgary	5	1	0	1	4
Chicago	4	0	2	2	2
Detroit	9	0	4	4	14
Edmonton	5	0	1	1	6
Hartford	5	0	0	0	4
Los Angeles	7	2	0	2	2
Minnesota	8	1	2	3	23
Montreal	7	0	0	0	0
New Jersey	13	1	2	3	12
NY Islanders	13	1	1	2	28
NY Rangers	17	0	4	4	22
Philadelphia	16	0	1	1	21
Quebec	7	0	1	1	8
St. Louis	5	0	2	2	7
Toronto	5	0	0	0	4
Vancouver	5	1	1	2	2
Washington	15	0	2	2	22
Winnipeg	5	1	0	1	0

Career Playing Record

Season	Team	League	Regular Season				Playoffs					
			GP	G	A	PTS	PIM	GP	G	A	PTS	PIM
1981-82	Lake Superior	CCHA	39	4	10	14	62	—	—	—	—	—
1982-83	Lake Superior	CCHA	35	0	12	12	63	—	—	—	—	—
1983-84	Lake Superior	CCHA	40	4	19	23	76	—	—	—	—	—
1984-85	Lake Superior	CCHA	32	4	10	14	18	—	—	—	—	—
1985-86	Baltimore	AHL	65	4	21	25	64	—	—	—	—	—
1985-86	PITTSBURGH	NHL	5	1	2	3	2	—	—	—	—	—
1986-87	PITTSBURGH	NHL	19	0	1	1	20	—	—	—	—	—
1986-87	Baltimore	AHL	51	1	16	17	50	—	—	—	—	—
1987-88	PITTSBURGH	NHL	44	3	6	9	69	—	—	—	—	—
1988-89	PITTSBURGH	NHL	43	1	5	6	42	2	0	0	0	0
1989-90	Muskegon	IHL	6	1	1	2	8	—	—	—	—	—
1989-90	PITTSBURGH	NHL	62	4	10	14	56	—	—	—	—	—
NHL & PGH TOTALS			173	9	24	33	191	2	0	0	0	0



1989-90


Set NHL career single season highs in goals (4), assists (10), points (14) and games played (62) . . . ranked 3rd among team defensemen in goals and 5th in assists and points . . . registered a plus 5 through 32 home games . . . recorded a plus 4 on December 12 vs Boston . . . recorded 9 of his 14 points on the road . . . had 5 assists vs Patrick Division. He started the season in Muskegon recording 2 points through 6 games and was recalled on October 30 . . . played in 62 of the last 69 Penguin's games . . . joined Team USA after the season to play in the World Championships.

CAREER

Entering his 6th pro season since signing as a free agent out of Lake Superior State College in 1985 . . . during his four year career at LSSC, Chris was named to the CCHA All-Academic Team and CCHA 2nd All-Star Team . . . served as team captain during his junior and senior years . . . named LSSC Athlete of the year in 1985 . . . played for Team USA in the 1990 World Championships in Switzerland.

PERSONAL

Chris and wife Jeanie spent the summer months in Fridley, Minnesota where he managed his two companies (Dahlquist Properties - rentals and Dahlquist Purification - environmental air & water systems) . . . he has worked on charity projects for Children's Hospital and the Cystic Fibrosis Foundation.



GILBERT DELORME

Defense 6'1" 199 lbs.
Age: 27 (November 25, 1962)
Born: Boucherville, Quebec
Shoots: Right

Acquired:

Signed by Pittsburgh as a free agent on June 16, 1989.

Drafted:

Montreal's 1st-round choice, 18th overall in 1981 Entry Draft

Career Transactions:

Traded by Montreal to St. Louis with Greg Paslawski and Doug Wickenheiser for Perry Turnbull on December 21, 1983
 Traded by St. Louis to Quebec for Bruce Bell on October 3, 1985
 Traded by Quebec to Detroit with Brent Ashton and Mark Kumpel for Basil McRae, John Ogrodnick and Doug Shedden on January 17, 1987

Milestones within reach:


Needs 59 games for 600 career games
 Needs 8 assists for 100 career assists

Career Scoring vs.

Team	GP	G	A	PTS	PIM
Boston	36	3	6	9	20
Buffalo	35	0	5	5	28
Calgary	18	3	11	14	10
Chicago	31	2	7	9	24
Detroit	23	0	3	3	25
Edmonton	24	1	2	3	28
Hartford	39	4	5	9	29
Los Angeles	17	1	3	4	20
Minnesota	39	4	6	10	32
Montreal	17	1	1	2	4
New Jersey	21	1	4	5	20
NY Islanders	23	0	4	4	22
NY Rangers	22	1	4	5	20
Philadelphia	20	1	3	4	12
Pittsburgh	19	2	4	6	35
Quebec	28	2	4	6	49
St. Louis	24	1	3	4	30
Toronto	35	0	4	4	44
Vancouver	23	0	2	2	20
Washington	23	3	9	12	20
Winnipeg	24	1	2	3	28

Career Playing Record

Season	Team	League	Regular Season					Playoffs				
			GP	G	A	PTS	PIM	GP	G	A	PTS	PIM
1979-80	Chicoutimi	QJHL	71	25	86	111	68	12	2	10	12	26
1980-81	Chicoutimi	QJHL	70	27	79	106	77	12	10	12	22	16
1981-82	Montreal	NHL	60	3	8	11	55	—	—	—	—	—
1982-83	Montreal	NHL	78	12	21	33	89	3	0	0	0	2
1983-84	Montreal	NHL	27	2	7	9	8	—	—	—	—	—
1983-84	St. Louis	NHL	44	0	5	5	41	11	1	3	4	11
1984-85	St. Louis	NHL	74	2	12	14	53	3	0	0	0	0
1985-86	Quebec	NHL	64	2	18	20	51	2	0	0	0	5
1986-87	Quebec	NHL	19	2	0	2	14	—	—	—	—	—
1986-87	Detroit	NHL	24	2	3	5	33	16	0	2	2	14
1987-88	Detroit	NHL	55	2	8	10	81	15	0	3	3	22
1988-89	Detroit	NHL	42	1	3	4	51	6	0	1	1	2
1989-90	PITTSBURGH	NHL	54	3	7	10	44	—	—	—	—	—
	NHL TOTALS		541	31	92	123	520	56	1	9	10	56
	PGH TOTALS		54	3	7	10	44	—	—	—	—	—



1989-90


Finished the season with a +3, third highest among team defenseman (tied for 4th highest on team) . . . was an even or plus player in 37 of his 54 games played . . . scored all three goals on the road, two vs Patrick Division . . . seven of his 10 points came against the Patrick Division . . . was sidelined 17 games due to injury (1 game with bruised left elbow, 11 games with injured right shoulder & 5 games with inflammation of the left ankle). He played his 500th NHL career game on November 9 at Chicago.

CAREER

Entering his second season with Pittsburgh after signing as a free agent in June of 1989 . . . recorded his most productive year with the Montreal Canadiens in 1982-83 (33 points through 78 games) . . . has 9 years of NHL experience to his credit.

PERSONAL

Gilbert and wife Diane have two sons, Jonathan (2 1/2) and Christopher (11 months) . . . the Delormes spent the off-season in St. Hilaire, Quebec . . . enjoys boating, carpentry and working on cars . . . has worked with the Special Olympics and served as chairman for Easter Seals in Quebec.



GORD DINEEN

Defense 6'0" 195 lbs.
Age: 28 (September 21, 1962)
Born: Quebec City, Quebec
Shoots: Right

Acquired:

Traded by Minnesota to Pittsburgh with Scott Bjugstad for Ville Siren and Steve Gotaas on December 17, 1988.

Drafted:

NY Islanders' 2nd-round choice
 42nd overall, 1981 Entry Draft

Career Transactions:

Traded by NY Islanders to Minnesota for Chris Pryor and future considerations on March 8, 1988

Milestones within reach:

Needs 32 penalty minutes for 600 career penalty minutes

Career Scoring vs.

Team	GP	G	A	PTS	PIM
Boston	13	0	1	1	31
Buffalo	14	1	4	5	6
Calgary	18	1	1	2	8
Chicago	19	0	2	2	34
Detroit	16	0	4	4	19
Edmonton	18	0	5	5	14
Hartford	11	1	2	3	6
Los Angeles	15	2	3	5	15
Minnesota	17	1	0	1	29
Montreal	15	0	4	4	6
New Jersey	35	1	8	9	33
NY Islanders	11	0	0	0	8
NY Rangers	33	1	3	4	64
Philadelphia	36	4	7	11	69
Pittsburgh	27	1	5	6	64
Quebec	16	0	2	2	22
St. Louis	17	0	1	1	12
Toronto	15	0	2	2	25
Vancouver	12	1	2	3	21
Washington	28	0	4	4	62
Winnipeg	14	0	5	5	20


Career Playing Record

Season	Team	League	Regular Season					Playoffs				
			GP	G	A	PTS	PIM	GP	G	A	PTS	PIM
1980-81	S.S. Marie	OHA	68	4	26	30	158	19	1	7	8	58
1981-82	S.S. Marie	OHA	68	9	45	54	185	13	1	2	3	52
1982-83	NY Islanders	NHL	2	0	0	0	4	—	—	—	—	—
1982-83	Indianapolis (abc)	CHL	73	10	47	57	78	13	2	10	12	29
1983-84	NY Islanders	NHL	43	1	11	12	32	9	1	1	2	28
1983-84	Indianapolis	CHL	26	4	13	17	63	—	—	—	—	—
1984-85	NY Islanders	NHL	48	1	12	13	89	10	0	0	0	26
1984-85	Springfield	AHL	25	1	8	9	46	—	—	—	—	—
1985-86	NY Islanders	NHL	57	1	8	9	81	3	0	0	0	2
1985-86	Springfield	AHL	11	2	3	5	20	—	—	—	—	—
1986-87	NY Islanders	NHL	71	4	10	14	110	7	0	4	4	4
1987-88	NY Islanders	NHL	57	4	12	16	62	—	—	—	—	—
1987-88	Minnesota	NHL	13	1	1	2	21	—	—	—	—	—
1988-89	Kalamazoo	IHL	25	2	6	8	49	—	—	—	—	—
1988-89	Minnesota	NHL	2	0	1	1	2	—	—	—	—	—
1988-89	PITTSBURGH	NHL	38	1	2	3	42	11	0	2	2	8
1989-90	PITTSBURGH	NHL	69	1	8	9	125	—	—	—	—	—
	NHL TOTALS		400	14	65	79	568	40	1	7	8	68
	PGH TOTALS		107	2	10	12	167	11	0	2	2	8

a—CHL First All-Star Team (1982-83)

b—Won Gassoff Trophy (CHL's Most Improved Defenseman) (1982-83)

c—Won Orr Trophy (CHL's Top Defenseman) (1982-83)



1989-90


Registered a + 6 for the season, tying him for the second best rating on the team . . . was a plus player in 21 games including a + 4 mark vs Toronto on October 17 . . . recorded five assists at home and 4 (1 + 3) points on the road . . . tied for fifth on club (2nd among defenseman) with a total of 125 penalty minutes . . . missed 3 games due to injury (suffered a broken bone in right hand during the third game of the season) . . . played his 400th NHL game on March 31 vs Buffalo.

CAREER

Entering his ninth pro season . . . drafted by the NY Islanders in 1981, spent five plus years with the Islanders organization before a trade sent him to Minnesota in March of 1988 . . . coming off his first full season with the Penguins.

PERSONAL

Worked hockey schools in Glens Falls, NY and Penticton, B.C. during the off-season . . . enjoys water sports and golf . . . brother Kevin plays for the Hartford Whalers and father (Bill) played with Detroit and Chicago . . . has worked with the Easter Seals Auction in New York



BOB ERREY

Left Wing 5'10" 183 lbs.
Age: 26 (September 21, 1964)
Born: Montreal, Quebec
Shoots: Left

Acquired:

Pittsburgh's first-round choice, 15th overall,
 1983 Entry Draft.

Milestones within reach:

Needs 39 games for 400 career games
 Needs 15 goals for 100 career goals
 Needs 4 assists for 100 career assists
 Needs 19 points for 200 career points

Career Scoring vs.

Team	GP	G	A	PTS	PIM
Boston	14	2	3	5	8
Buffalo	13	3	5	8	8
Calgary	17	3	4	7	4
Chicago	14	6	3	9	16
Detroit	12	2	2	4	15
Edmonton	13	5	2	7	10
Hartford	14	2	4	6	10
Los Angeles	14	4	6	10	0
Minnesota	17	2	3	5	33
Montreal	12	3	3	6	0
New Jersey	29	5	6	11	30
NY Islanders	32	7	8	15	45
NY Rangers	33	9	14	23	70
Philadelphia	33	4	10	14	32
Quebec	14	4	3	7	2
St. Louis	12	5	1	6	6
Toronto	14	7	4	11	6
Vancouver	13	2	1	3	14
Washington	26	5	11	16	23
Winnipeg	15	5	3	8	9

Career Playing Record

Season	Team	League	Regular Season					Playoffs				
			GP	G	A	PTS	PIM	GP	G	A	PTS	PIM
1981-82	Peterborough	OHL	68	29	31	60	39	9	3	1	4	9
1982-83	Peterborough (a)	OHL	67	53	47	100	74	4	1	3	4	7
1983-84	PITTSBURGH	NHL	65	9	13	22	29	—	—	—	—	—
1984-85	PITTSBURGH	NHL	16	0	2	2	7	—	—	—	—	—
1984-85	Baltimore	AHL	59	17	24	41	14	8	3	4	7	11
1985-86	PITTSBURGH	NHL	37	11	6	17	8	—	—	—	—	—
1985-86	Baltimore	AHL	18	8	7	15	28	—	—	—	—	—
1986-87	PITTSBURGH	NHL	72	16	18	34	46	—	—	—	—	—
1987-88	PITTSBURGH	NHL	17	3	6	9	18	—	—	—	—	—
1988-89	PITTSBURGH	NHL	76	26	32	58	124	11	1	2	3	12
1989-90	PITTSBURGH	NHL	78	20	19	39	109	—	—	—	—	—
NHL & PGH TOTALS			361	85	96	181	341	11	1	2	3	12

a—OHL First All-Star Team (1982-83)



1989-90


Recorded 20 goals and 39 points through 78 games . . . marked his second consecutive season of scoring 20 or more goals, all at even strength or shorthanded . . . finished the season ranked second among Penguins forwards with a plus-3 rating . . . recorded 20 (10 + 10) points at home and 19 (10 + 9) points on the road . . . had 14 (5 + 9) points vs the Patrick Division . . . recorded six multiple point games including a 2-goal effort at St. Louis on March 29 . . . missed two games due to injuries (one game with bruised left shoulder & one game with bruised left leg) . . . played his 300th NHL game on December 8 at New Jersey.

CAREER

Entering his eighth season with Pittsburgh . . . ranks 19th on the Penguins' all-time goal scoring list with 85 career goals . . . ranks 15th among all-time Penguins players with 361 games played . . . ranks 22nd on the Penguins' all-time scoring list with 181 points to his credit.

PERSONAL

Bob and wife Tracey were married during the off-season and reside in Pittsburgh . . . enjoys studying real estate and would like to become involved in commercial real estate after his playing career.



RANDY GILHEN

Center 6'0" 190 lbs.
Age: 27 (June 13, 1963)
Born: Zwiebrucken, West Germany
Shoots: Left

Acquired:

Traded by Winnipeg to Pittsburgh with Andrew McBain and Jim Kyte for Randy Cunneynworth, Rich Tabaracci and Dave McLlwain on June 17, 1989.

Drafted:

Hartford's 6th-round choice, 109th overall in 1982 Entry Draft

Career Transactions:

Signed as a free agent by Winnipeg in August of 1985

Milestones within reach:


Needs 58 games for 200 career games

Career Scoring vs.

Team	GP	G	A	PTS	PIM
Boston	6	0	0	0	0
Buffalo	5	0	1	1	15
Calgary	12	0	0	0	4
Chicago	3	0	1	1	0
Detroit	4	0	0	0	4
Edmonton	11	0	0	0	11
Hartford	7	1	1	2	0
Los Angeles	9	2	1	3	7
Minnesota	6	1	1	2	7
Montreal	6	1	1	2	4
New Jersey	8	1	0	1	0
NY Islanders	8	2	2	4	0
NY Rangers	7	0	1	1	19
Philadelphia	8	0	1	1	10
Pittsburgh	3	0	0	0	4
Quebec	8	1	2	3	6
St. Louis	6	0	1	1	2
Toronto	7	2	3	5	4
Vancouver	10	1	0	1	6
Washington	5	0	0	0	0
Winnipeg	3	1	1	2	4

Career Playing Record

Season	Team	League	Regular Season					Playoffs				
			GP	G	A	PTS	PIM	GP	G	A	PTS	PIM
1980-81	Saskatoon	WHL	68	10	5	15	154	—	—	—	—	—
1981-82	Saskatoon	WHL	25	15	9	24	45	—	—	—	—	—
1981-82	Winnipeg	WHL	36	26	28	54	42	—	—	—	—	—
1982-83	Hartford	NHL	2	0	1	1	0	—	—	—	—	—
1982-83	Winnipeg	WHL	71	57	44	101	84	3	2	2	4	0
1983-84	Binghamton	AHL	73	8	12	20	72	—	—	—	—	—
1984-85	Salt Lake	IHL	57	20	20	40	28	—	—	—	—	—
1984-85	Binghamton	AHL	18	3	3	6	9	8	4	1	5	16
1985-86	Fort Wayne	IHL	82	44	40	84	48	15	10	8	18	6
1986-87	Winnipeg	NHL	2	0	0	0	0	—	—	—	—	—
1986-87	Sherbrooke	AHL	75	36	29	65	44	17	7	13	20	10
1987-88	Winnipeg	NHL	13	3	2	5	15	4	1	0	1	10
1987-88	Moncton	AHL	68	40	47	87	51	—	—	—	—	—
1988-89	Winnipeg	NHL	64	5	3	8	38	—	—	—	—	—
1989-90	PITTSBURGH	NHL	61	5	11	16	54	—	—	—	—	—
NHL TOTALS			142	13	17	30	107	4	1	0	1	10
PGH TOTALS			61	5	11	16	54	—	—	—	—	—



1989-90


Set single season career highs in assists (11) and points (16) . . . tied single season high in goals with 5 . . . scored the game-winning goal vs New York Islanders on February 22 at 4:26 of overtime . . . recorded 9 (3 + 6) points at home and 7 (2 + 5) points on the road . . . had 5 (2 + 3) points vs Patrick Division . . . missed a total of 11 games with a sprained left knee suffered on November 2 vs New York Islanders. He played in his 100th NHL game on December 19 vs Hartford.

CAREER

Drafted by Hartford in the 1982 Entry Draft . . . signed with Winnipeg as a free agent in 1985 . . . traded to Pittsburgh in June of 1989 . . . coming off his second full season in the National Hockey League.

PERSONAL

Randy and wife Veloy have a daughter Alexandra (2 years) . . . the Gilhens reside in Winnipeg during the off-season . . . enjoys golfing . . . has worked with Special Olympics in the Winnipeg area.



RANDY HILLIER

Defense 6'1" 192 lbs.
Age: 30 (March 30, 1960)
Born: Toronto, Ontario
Shoots: Right

Acquired:

Traded by Boston to Pittsburgh for Pittsburgh's 4th-round draft choice in 1985 Entry Draft on October 15, 1984.

Drafted:

Boston's 4th choice, 102nd overall, 1980 Entry Draft

Milestones within reach:


Needs 24 games for 500 career games
 Needs 85 penalty minutes for 900 career penalty minutes

Career Scoring vs.

Team	GP	G	A	PTS	PIM
Boston	13	1	7	8	16
Buffalo	27	1	2	3	42
Calgary	19	0	1	1	22
Chicago	21	0	4	4	36
Detroit	18	0	9	9	20
Edmonton	17	0	2	2	31
Hartford	29	0	3	3	54
Los Angeles	20	0	4	4	29
Minnesota	18	0	1	1	45
Montreal	28	1	2	3	24
New Jersey	39	1	8	9	57
NY Islanders	26	1	6	7	46
NY Rangers	30	3	13	16	62
Philadelphia	29	0	4	4	54
Pittsburgh	6	0	0	0	0
Quebec	30	1	10	11	45
St. Louis	17	1	3	4	27
Toronto	17	1	4	5	25
Vancouver	20	0	11	11	61
Washington	33	2	6	8	61
Winnipeg	19	1	7	8	58

Career Playing Record

Season	Team	League	Regular Season					Playoffs				
			GP	G	A	PTS	PIM	GP	G	A	PTS	PIM
1978-79	Sudbury	OHA	61	8	25	33	173	10	2	5	7	21
1979-80	Sudbury	OHL	60	16	49	65	143	9	3	6	9	14
1980-81	Springfield	AHL	64	3	17	20	105	6	0	2	2	36
1981-82	Erie	AHL	35	6	13	19	52	—	—	—	—	—
1981-82	Boston	NHL	25	0	8	8	29	8	0	1	1	16
1982-83	Boston	NHL	70	0	10	10	99	3	0	0	0	4
1983-84	Boston	NHL	69	3	12	15	125	—	—	—	—	—
1984-85	PITTSBURGH	NHL	45	2	19	21	56	—	—	—	—	—
1985-86	PITTSBURGH	NHL	28	0	3	3	53	—	—	—	—	—
1985-86	Baltimore	AHL	8	0	5	5	14	—	—	—	—	—
1986-87	PITTSBURGH	NHL	55	4	8	12	97	—	—	—	—	—
1987-88	PITTSBURGH	NHL	55	1	12	13	144	—	—	—	—	—
1988-89	PITTSBURGH	NHL	68	1	23	24	141	9	0	1	1	49
1989-90	PITTSBURGH	NHL	61	3	12	15	71	—	—	—	—	—
NHL TOTALS			476	14	107	121	815	20	0	2	2	69
PGH TOTALS			312	11	77	88	562	9	0	1	1	49



1989-90


Led the team with a +11 rating . . . recorded a +4 vs NY Islanders on November 18 . . . was an even or plus player in 41 of his 61 games played..scored at 1:40 of overtime vs Montreal on October 14 . . . ranked 4th among team defenseman in assists (12) and points (15) . . . missed 19 games due to injury (1 game with bruised hip, 2 games with sprained wrist, 10 games with broken left thumb , 5 games with charley horse and 1 game due to illness). He recorded his 100th NHL career assist vs Boston on Dec. 12 . . . became the 26th player in club history to play 300 Penguins games on March 6 at Edmonton.

CAREER

Drafted by the Bruins in 1980, broke into the NHL ranks with Boston in 1981-82 and spent four years with their organization prior to joining Pittsburgh for the 1984-85 season . . . ranks 10th on the Penguins' all-time penalty minute list with a total of 562 . . . ranks 23rd on the club's all-time games played list with 312 to his credit.

PERSONAL

Randy and wife Heather have two daughters, Lara (3½ years) and Marissa (5 months) . . . the Hilliers reside in Pittsburgh year round . . . enjoys golfing and reading . . . he has served as honorary co-chairman for the Cystic Fibrosis Foundation's "65 Roses" Club the past five years.



JIM JOHNSON

Defense 6'1" 190 lbs.
Age: 28 (August 9, 1962)
Born: New Hope, Minnesota
Shoots: Left

Acquired:

Signed by Pittsburgh as a free agent on June 9, 1985.

Milestones within reach:


Needs 34 games for 400 career games
 Needs 10 assists for 100 career assists

Career Scoring vs.

Team	GP	G	A	PTS	PIM
Boston	13	0	3	3	21
Buffalo	14	0	2	2	8
Calgary	14	1	3	4	22
Chicago	13	1	3	4	14
Detroit	14	1	5	6	8
Edmonton	12	0	4	4	12
Hartford	14	2	5	7	28
Los Angeles	14	0	4	4	21
Minnesota	14	1	1	2	28
Montreal	13	0	6	6	8
New Jersey	34	0	6	6	67
NY Islanders	30	1	6	7	52
NY Rangers	33	0	8	8	95
Philadelphia	31	0	4	4	94
Quebec	14	1	2	3	16
St. Louis	14	1	7	8	21
Toronto	14	2	6	8	23
Vancouver	14	0	5	5	37
Washington	33	3	8	11	44
Winnipeg	14	0	2	2	16

Career Playing Record

Season	Team	League	Regular Season				Playoffs					
			GP	G	A	PTS	PIM	GP	G	A	PTS	PIM
1980-81	St. Paul	USHS	48	7	25	32	92	6	1	3	4	8
1981-82	Minn-Duluth	WCHA	40	0	10	10	62	—	—	—	—	—
1982-83	Minn-Duluth	WCHA	44	3	18	21	118	—	—	—	—	—
1983-84	Minn-Duluth	WCHA	43	3	13	16	116	—	—	—	—	—
1984-85	Minn-Duluth	WCHA	47	7	29	36	49	—	—	—	—	—
1985-86	PITTSBURGH	NHL	80	3	26	29	115	—	—	—	—	—
1986-87	PITTSBURGH	NHL	80	5	25	30	116	—	—	—	—	—
1987-88	PITTSBURGH	NHL	55	1	12	13	87	—	—	—	—	—
1988-89	PITTSBURGH	NHL	76	2	14	16	163	11	0	5	5	44
1989-90	PITTSBURGH	NHL	75	3	13	16	154	—	—	—	—	—
NHL & PGH TOTALS			366	14	90	104	635	11	0	5	5	44



1989-90


Ranked third among Penguins defensemen in assists (13) and points (16) . . . recorded 11 (1 + 10) points at home including a 3 (1 + 2) point effort vs Toronto on October 17 . . . had 5 (2 + 3) points on the road . . . recorded 4 (1 + 3) points on the power play and 5 assists vs the Patrick Division . . . led team defensemen in penalty minutes with a total of 154 . . . was sidelined 5 games due to injury (3 games with back injury and 2 games with a pulled hip flexor). He recorded his 100th NHL career point on February 6 vs NY Islanders becoming only the 9th defenseman in club history to record 100 or more points . . . played his 300th NHL game on October 25 vs Toronto . . . joined Team USA at the conclusion of the season to play in the World Championships.

CAREER

Signed as a free agent with Pittsburgh after a successful career at the University of Minnesota-Duluth . . . WCHA Champions in 1983 & 1984 . . . played for Team USA in the 1985 World Championships at Prague, in 1986 at the USSR, in 1987 at Vienna and again in 1990 in Switzerland . . . ranks 7th on the Penguins' all-time penalty minute list with 635 penalty minutes . . . ranks 14th in Penguins' all-time games played with 366 . . . has played in 366 of 400 games since entering the NHL (91.5%).

PERSONAL

Jim and wife Jody have a son, Derik James (9 months), and spent the off-season at their home in Pittsburgh . . . worked for Orbital Engineering in sales & marketing for the second consecutive summer . . . enjoys fishing and boating . . . served as honorary chairman for the 150K MS Bike Tour the past three years and is a member of the MS Board . . . has served a honorary chairman for the TAHA All-Academic All-Stars the past four years.



JIM KYTE

Defense 6'5" 210 lbs.
Age: 26 (March 21, 1964)
Born: Ottawa, Ontario
Shoots: Left

Acquired:

Traded by Winnipeg to Pittsburgh with Andrew McBain and Randy Gilhen for Randy Cunneynworth, Rich Tabaracci and Dave McLlwain on June 17, 1989.

Drafted:

Winnipeg's 1st-round choice, 12th overall in 1982 Entry Draft

Milestones within reach:


Needs 45 games for 500 career games
 Needs 3 penalty minutes for 900 career penalty minutes

Career Scoring vs.

Team	GP	G	A	PTS	PIM
Boston	14	0	1	1	13
Buffalo	16	0	1	1	23
Calgary	45	1	1	2	135
Chicago	18	0	0	0	42
Detroit	19	0	0	0	24
Edmonton	40	2	2	4	111
Hartford	13	0	1	1	22
Los Angeles	45	1	0	1	104
Minnesota	18	1	1	2	22
Montreal	15	1	0	1	12
New Jersey	16	1	0	1	32
NY Islanders	21	1	1	2	33
NY Rangers	22	1	0	1	58
Philadelphia	22	0	3	3	48
Pittsburgh	16	0	1	1	34
Quebec	15	2	2	4	9
St. Louis	16	0	1	1	12
Toronto	17	1	1	2	32
Vancouver	44	0	9	9	92
Washington	20	0	1	1	39
Winnipeg	3	2	0	2	0

Career Playing Record

Season	Team	League	Regular Season					Playoffs				
			GP	G	A	PTS	PIM	GP	G	A	PTS	PIM
1981-82	Cornwall	OHL	52	4	13	17	148	5	0	0	0	10
1982-83	Cornwall	OHL	65	6	30	36	195	8	0	2	2	24
1982-83	Winnipeg	NHL	2	0	0	0	0	—	—	—	—	—
1983-84	Winnipeg	NHL	58	1	2	3	55	3	0	0	0	11
1984-85	Winnipeg	NHL	71	0	3	3	111	8	0	0	0	14
1985-86	Winnipeg	NHL	71	1	3	4	126	3	0	0	0	12
1986-87	Winnipeg	NHL	72	5	5	10	162	10	0	4	4	36
1987-88	Winnipeg	NHL	51	1	3	4	128	—	—	—	—	—
1988-89	Winnipeg	NHL	74	3	9	12	190	—	—	—	—	—
1989-90	PITTSBURGH	NHL	56	3	1	4	125	—	—	—	—	—
NHL & PGH TOTALS			455	14	26	40	897	24	0	4	4	73



1989-90


Recorded his first career multiple goal game with 2 goals vs Winnipeg on October 10 . . . was a plus 3 on October 10 vs Winnipeg and on December 2 at Quebec . . . finished the season tied for second among team defensemen with 125 penalty minutes . . . recorded his 800th career penalty minute on November 5 at Vancouver . . . missed one game due to illness . . . played in his 400th NHL game on October 7 at New Jersey.

CAREER

Winnipeg's first choice, 12th overall, in the 1982 NHL Entry Draft . . . played his junior hockey with Cornwall and broke into the NHL ranks with the Jets in 1983 . . . ranks 2nd on Winnipeg's All-Time penalty minute list with 772 . . . has seven-plus NHL seasons to his credit.

PERSONAL

Jim operates his own hockey school for the hearing impaired in Winnipeg during the off-season . . . enjoys reading and a variety of sports . . . collector of fine art . . . has worked with the Special Olympics, Canadian Hearing Society and the RCMP Drug Program . . . served as a spokesman for the Manitoba Society of Disabilities and the Manitoba Learning Foundation.



MARIO LEMIEUX

Center 6'4" 210 lbs.
Age: 25 (October 5, 1965)
Born: Montreal, Quebec
Shoots: Right

Acquired:

Pittsburgh's first-round choice, 1st overall in 1984 Entry Draft.

Milestones within reach:

- Needs 73 games for 500 career games
- Needs 55 goals for 400 career goals
- Needs 7 assists for 500 career assists
- Needs 62 points for 900 career points

Career Scoring vs.

Team	GP	G	A	PTS	PIM
Boston	16	11	14	25	14
Buffalo	16	19	13	32	28
Calgary	15	13	25	38	4
Chicago	16	16	27	43	12
Detroit	16	14	27	41	12
Edmonton	16	8	20	28	8
Hartford	15	16	15	31	4
Los Angeles	17	15	25	40	12
Minnesota	16	7	15	22	18
Montreal	14	6	14	20	8
New Jersey	37	27	47	74	51
NY Islanders	37	25	43	68	16
NY Rangers	40	33	51	84	56
Philadelphia	36	21	30	51	32
Quebec	17	22	18	40	12
St. Louis	16	13	19	32	14
Toronto	17	19	18	37	16
Vancouver	17	17	21	38	29
Washington	37	29	30	59	60
Winnipeg	16	14	21	35	18

Career Playing Record

Season	Team	League	Regular Season				Playoffs					
			GP	G	A	PTS	PIM	GP	G	A	PTS	PIM
1981-82	Laval	QMJHL	64	30	66	96	22	18	5	9	14	31
1982-83	Laval (a)	QMJHL	66	84	100	184	76	12	14	18	32	18
1983-84	Laval (bcd)	QMJHL	70	133*	149*	282*	92	14	29*	23*	52*	29
1984-85	PITTSBURGH (ef)	NHL	73	43	57	100	54	—	—	—	—	—
1985-86	PITTSBURGH (gh)	NHL	79	48	93	141	43	—	—	—	—	—
1986-87	PITTSBURGH (g)	NHL	63	54	53	107	57	—	—	—	—	—
1987-88	PITTSBURGH (hijk)	NHL	77	70*	98	168*	92	—	—	—	—	—
1988-89	PITTSBURGH (jk)	NHL	76	85*	114*	199*	100	11	12	7	19	16
1989-90	PITTSBURGH	NHL	59	45	78	123	78	—	—	—	—	—
NHL & PGH TOTALS			427	345	493	838	424	11	12	7	19	16

*—League-leading figure

a—QMJHL Second All-Star Team (1982-83)

b—QMJHL First All-Star Team (1983-84)

c—QMJHL Most Valuable Player (1983-84)

d—Canadian Major Junior Player of the Year (1983-84)

e—Won Calder Memorial Trophy (1984-85)

f—NHL All-Rookie Team (1984-85)


g—NHL Second All-Star Team (1984-85 & 1986-87)

h—Won Lester B. Pearson Award (1985-86 & 1987-88)

i—Won Hart Trophy (1987-88)

j—Won Art Ross Trophy (1987-88 & 1988-89)

k—NHL First Team All-Star (1987-88 & 1988-89)



1989-90

Led the team for the 6th consecutive season in goals (45), assists (78) and points (123) . . . finished 4th in league scoring and 4th in assists despite missing 21 games with back pain . . . recorded a 46-game scoring (39 + 64 = 103) streak, 2nd longest in NHL history, from Oct. 31 to Feb. 11 . . . had at least one point in 55 of his 59 games . . . had 4 hat tricks including a 4-goal effort at NY Rangers on Jan. 8 . . . recorded 36 multiple point games and 7 multiple goal games . . . led the team in power-play (14) and shorthanded (3) goals . . . shared the team lead in game-winners with 3 . . . had four 5-point games . . . recorded 61 (23 + 38) points in 29 Patrick Division games . . . recorded his 800th NHL career point on Dec. 31 at NY Rangers . . . played his 400th NHL game on Dec. 16 at Calgary. Mario was leading the league in points with 121 (11 points ahead of 2nd place) when he was forced out of the lineup on Feb. 14 with back pain . . . returned to the lineup for the last game of the season and recorded 2 (1 + 1) points . . . had back surgery (herniated disc) on July 11.


CAREER

The Penguins' all-time leading scorer, Mario has recorded at least 100 points in each of his six NHL seasons . . . won the 1985 Calder Memorial Trophy (Rookie of the Year), 1988 Hart Trophy (Most Valuable Player), 1988 & 1989 Art Ross Trophy (Leading Scorer) . . . played in the past six NHL All-Star Games winning MVP honors in 1985 (Calgary), 1988 (St. Louis) and in 1990 (Pittsburgh) . . . is five for five in career penalty shots . . . he tops the list of all-time Penguins scorers with 838 points . . . also ranks 1st in all-time goals (345) and assists (493) . . . through his 6-year NHL career he has averaged .808 goals per game, the highest percentage in NHL history . . . has also averaged 1.96 points per game, for the second-best percentage in league history.

PERSONAL

Mario makes his home in Pittsburgh year-round . . . enjoys golf and relaxing at his home . . . has served as honorary chairman for the Pittsburgh Cancer Institute for the past 3 years.

(Additional information on page 90)



TROY LONEY

Left Wing 6'3" 209 lbs.
Age: 27 (September 21, 1963)
Born: Bow Island, Alberta
Shoots: Left

Acquired:

Pittsburgh's 3rd-round choice, 52nd overall in 1982 Entry Draft.

Milestones within reach:


Needs 70 games for 400 career games
 Needs 31 penalty minutes for 700 career penalty minutes

Career Scoring vs.

Team	GP	G	A	PTS	PIM
Boston	10	1	1	2	20
Buffalo	10	0	2	2	18
Calgary	12	3	1	4	55
Chicago	13	3	3	6	26
Detroit	13	2	1	3	16
Edmonton	13	4	1	5	18
Hartford	14	1	2	3	35
Los Angeles	13	1	3	4	28
Minnesota	15	1	0	1	27
Montreal	13	1	3	4	14
New Jersey	27	6	10	16	65
NY Islanders	30	3	4	7	42
NY Rangers	25	7	5	12	39
Philadelphia	24	1	8	9	92
Quebec	15	3	2	5	17
St. Louis	13	2	3	5	30
Toronto	14	1	0	1	27
Vancouver	13	1	0	1	34
Washington	28	1	5	6	45
Winnipeg	15	5	5	10	21

Career Playing Record

Season	Team	League	Regular Season					Playoffs				
			GP	G	A	PTS	PIM	GP	G	A	PTS	PIM
1980-81	Lethbridge	WHL	71	18	13	31	100	9	2	3	5	14
1981-82	Lethbridge	WHL	71	26	33	59	152	12	3	3	6	10
1982-83	Lethbridge	WHL	72	33	34	67	156	20	10	7	17	43
1983-84	PITTSBURGH	NHL	13	0	0	0	9	—	—	—	—	—
1983-84	Baltimore	AHL	63	18	13	31	147	10	0	2	2	19
1984-85	PITTSBURGH	NHL	46	10	8	18	59	—	—	—	—	—
1984-85	Baltimore	AHL	15	4	2	6	25	—	—	—	—	—
1985-86	PITTSBURGH	NHL	47	3	9	12	95	—	—	—	—	—
1985-86	Baltimore	AHL	33	12	11	23	84	—	—	—	—	—
1986-87	PITTSBURGH	NHL	23	8	7	15	22	—	—	—	—	—
1986-87	Baltimore	AHL	40	13	14	27	134	—	—	—	—	—
1987-88	PITTSBURGH	NHL	65	5	13	18	151	—	—	—	—	—
1988-89	PITTSBURGH	NHL	69	10	6	16	165	11	1	3	4	24
1989-90	PITTSBURGH	NHL	67	11	16	27	168	—	—	—	—	—
NHL & PGH TOTALS			330	47	59	106	669	11	1	3	4	24



1989-90


Set career single season highs in goals (11), assists (16), points (27) and penalty minutes (168 - 2nd highest on team) . . . recorded a career high 9-game scoring streak from February 6-22 with 13 (6 + 7) points in that span . . . recorded six multiple point games including a 2-goal effort on November 14 vs NY Rangers . . . registered 16 (7 + 9) points at home and 11 (4 + 7) points on the road . . . had 16 (6 + 10) points vs Patrick Division. He played his 300th NHL game on January 28 at Buffalo . . . recorded his 100th NHL career point on February 20 vs Philadelphia.

CAREER

Entering his eighth season with Pittsburgh . . . ranks 21st on the Penguins' all-time games played list with a total of 330 to his credit . . . ranks 6th among all-time Penguins players with 671 career penalty minutes.

PERSONAL

Troy and wife Aafke became parents of a son, Reed (3 months), during the off-season . . . split the summer months between Pittsburgh and Bow Island, Alberta . . . enjoys fishing, golfing, studing the stock market and real estate . . . has served as honorary co-chairman for the Cystic Fibrosis Foundation's "65 Roses" Club the past three seasons . . . has worked with Special Olympics.



JOE MULLEN

Right Wing 5'9" 180 lbs.
Age: 33 (February 25, 1957)
Born: New York, New York
Shoots: Right

Acquired:

Traded by Calgary to Pittsburgh for Pittsburgh's 2nd-round draft choice in 1990 Entry Draft.

Career Transactions:

Signed as a free agent by St. Louis on August 16, 1979. Traded by St. Louis to Calgary with Terry Johnson and Rik Wilson for Ed Beers, Charles Bourgeois and Gino Cavallini on February 1, 1990

Milestones within reach:

Needs 54 games for 700 career games
 Needs 17 assists for 400 career assists
 Needs 76 points for 800 career points

Career Scoring vs.

Team	GP	G	A	PTS	PIM
Boston	24	5	14	19	2
Buffalo	23	14	13	27	6
Calgary	10	4	5	9	0
Chicago	36	22	18	40	6
Detroit	44	28	27	55	8
Edmonton	35	22	25	47	10
Hartford	21	11	10	21	4
Los Angeles	48	38	29	67	13
Minnesota	44	25	26	51	2
Montreal	23	7	10	17	10
New Jersey	24	12	16	28	11
NY Islanders	26	13	11	24	2
NY Rangers	24	13	18	31	10
Philadelphia	24	7	13	20	0
Pittsburgh	24	12	23	35	6
Quebec	24	12	10	22	6
St. Louis	13	7	9	16	0
Toronto	43	29	31	60	10
Vancouver	48	21	35	56	10
Washington	26	8	11	19	0
Winnipeg	52	31	29	60	26

Career Playing Record

Season	Team	League	Regular Season					Playoffs				
			GP	G	A	PTS	PIM	GP	G	A	PTS	PIM
1977-78	Boston College (a)	ECAC	34	34	34	68	12	—	—	—	—	—
1978-79	Boston College (a)	ECAC	25	32	24	56	8	—	—	—	—	—
1979-80	Salt Lake (bc)	CHL	75	40	32	72	21	13	9*	11	20	2
1979-80	St. Louis	NHL	—	—	—	—	—	1	0	0	0	0
1980-81	Salt Lake (de)	CHL	80	59	58	117*	8	17	11	9	20	0
1981-82	Salt Lake	CHL	27	21	27	48	12	—	—	—	—	—
1981-82	St. Louis	NHL	45	25	34	59	4	10	7	11	18	4
1982-83	St. Louis	NHL	49	17	30	47	6	—	—	—	—	—
1983-84	St. Louis	NHL	80	41	44	85	19	6	2	0	2	0
1984-85	St. Louis	NHL	79	40	52	92	6	3	0	0	0	0
1985-86	St. Louis	NHL	48	28	24	52	10	—	—	—	—	—
1985-86	Calgary	NHL	29	16	22	38	11	21	12	7	19	4
1986-87	Calgary (f)	NHL	79	47	40	87	14	6	2	1	3	0
1987-88	Calgary	NHL	80	40	44	84	30	7	2	4	6	10
1988-89	Calgary (fgh)	NHL	79	51	59	110	16	21	16*	8	24	4
1989-90	Calgary	NHL	78	36	33	69	26	6	3	0	3	0
NHL TOTALS			646	341	383	724	142	81	44	31	75	22

*—League-leading figure

a—ECAC First All-Star Team (1977-78 & 1978-79)

b—CHL Second All-Star Team (1979-80)

c—Won Ken McKenzie Trophy (CHL's Top Rookie)

(1979-80)


d—CHL First All-Star Team (1980-81)

e—Won Tommy Ivan Trophy (CHL's MVP) (1980-81)

f—Won Lady Byng Trophy (1986-87 & 1988-89)

g—NHL First All-Star Team (1988-89)

h—NHL Plus/Minus Leader (1988-89)



1989-90


Joe ranked 3rd among Flames in goals with 36, marking his 7th consecutive season of reaching the 30 goal plateau . . . finished 7th in team scoring . . . tied for 2nd on the team with 5 game-winning goals . . . recorded 15 multiple point games and 6 multiple goal games . . . recorded a 9-game scoring (7 + 5) streak during the month of March . . . recorded 13 (8 + 5) points through the last 13 games and 21 (14 + 7) points through the final 19 games . . . recorded 5 (3 + 2) points vs Toronto on Feb. 22 including his 7th NHL career hat trick. He became the all-time top scoring American in NHL history on Jan. 13 at Toronto, recording his 686th career point . . . played his 600th NHL career game on Dec. 14 vs Quebec . . . recorded his 700th NHL career point on Feb. 11 at NY Rangers.

CAREER

Played for Boston College prior to turning pro with the St. Louis organization . . . named Rookie of the Year his first pro season with Salt Lake (79-80) . . . led CHL in scoring with 117 points in 80-81 . . . first player to score 20 goals in both the minors and NHL during the same season (81-82) . . . hit the 100-point plateau with Calgary in 88-89 recording 110 points through 79 games . . . was the 1988-89 NHL plus/minus leader with a plus 51 . . . won the Lady Byng Memorial Trophy in 1986-87 for sportsmanship and gentlemanly conduct combined with a high standard of playing ability . . . named to the NHL First All-Star Team at right wing in 88-89 . . . played in the 1989 & 1990 NHL All-Star Games . . . played for Team USA in the 1984 & 1987 Canada Cups.

PERSONAL

Joe and wife Linda have three sons, Ryan (8), Michael (7) and Patrick (4) . . . spent the off-season in Cape Cod, Mass . . . enjoys golf and spending time with his family . . . has done charity work for the Calgary Zoo and served as honorary chairman for the Calgary YMCA.



BARRY PEDERSON

Center 5'11" 185 lbs.
Age: 29 (March 13, 1961)
Born: Big River, Saskatchewan
Shoots: Right

Acquired:

Traded by Vancouver to Pittsburgh with Tony Tanti and Rod Buskas for Dan Quinn, Andrew McBain and Dave Capuano on January 8, 1990.

Drafted:

Boston's 1st-round choice, 18th overall in 1980 Entry Draft.

Career Transactions:

Traded by Boston to Vancouver for Cam Neely and Vancouver's 1st-round draft choice in 1987 Entry Draft on June 6, 1986

Milestones within reach:

Needs 73 points for 700 career points


Career Scoring vs.

Team	GP	G	A	PTS	PIM
Boston	8	0	6	6	6
Buffalo	44	23	21	44	24
Calgary	41	9	22	31	44
Chicago	23	9	8	17	10
Detroit	23	9	13	22	4
Edmonton	36	9	19	28	19
Hartford	43	30	24	54	22
Los Angeles	35	19	24	43	39
Minnesota	25	10	16	26	14
Montreal	45	16	32	48	21
New Jersey	26	5	13	18	8
NY Islanders	27	6	16	22	41
NY Rangers	25	10	20	30	12
Philadelphia	27	13	22	35	12
Pittsburgh	23	10	19	29	12
Quebec	44	15	27	42	55
St. Louis	21	8	16	24	18
Toronto	23	7	18	25	6
Vancouver	15	7	12	19	12
Washington	24	1	17	18	23
Winnipeg	40	11	35	46	41

Career Playing Record

Season	Team	League	Regular Season					Playoffs				
			GP	G	A	PTS	PIM	GP	G	A	PTS	PIM
1978-79	Victoria	WHL	72	31	53	84	41	—	—	—	—	—
1979-80	Victoria	WHL	72	52	88	140	50	16	13	14	27	31
1980-81	Victoria (a)	WHL	55	65	82	147	65	15	15	21	36	10
1980-81	Boston	NHL	9	1	4	5	6	—	—	—	—	—
1981-82	Boston	NHL	80	44	48	92	53	11	7	11	18	2
1982-83	Boston	NHL	77	46	61	107	47	17	14	18	32	21
1983-84	Boston	NHL	80	39	77	116	64	3	0	1	1	2
1984-85	Boston	NHL	22	4	8	12	10	—	—	—	—	—
1985-86	Boston	NHL	79	29	47	76	60	3	1	0	1	0
1986-87	Vancouver	NHL	79	24	52	76	50	—	—	—	—	—
1987-88	Vancouver	NHL	76	19	52	71	92	—	—	—	—	—
1988-89	Vancouver	NHL	62	15	26	41	22	—	—	—	—	—
1989-90	Vancouver	NHL	16	2	7	9	10	—	—	—	—	—
1989-90	PITTSBURGH	NHL	38	4	18	22	29	—	—	—	—	—
	NHL TOTALS		618	227	400	627	443	34	22	30	52	25
	PGH TOTALS		38	4	18	22	29	—	—	—	—	—

a—WHL First All-Star Team (1980-81)



1989-90


Recorded 9 points with Vancouver prior to joining the Penguins on January 8 . . . recorded a total of 22 points with Pittsburgh, 11 points at home and 11 on the road . . . recorded 7 assists vs Patrick Division teams (after Jan. 1) . . . had 6 (1 + 5) points on the power play with Pittsburgh . . . recorded 19 (4 + 15) points through the final 25 games . . . served as alternate captain of the Penguins from February 16 to March 29 . . . missed 18 games with injuries (2 games with a groin injury & 16 games with a broken thumb, all with Vancouver) . . . played in his 600th NHL game on February 22 vs NY Islanders . . . recorded his 400th NHL assist on Mar. 31 vs Buffalo . . . recorded his 600th NHL point on October 27 vs Calgary.

CAREER

Broke into the NHL with Boston in 1980-81 . . . was runner-up to Calder Trophy winner Dale Hawerchuk his rookie year . . . finished the 1983-84 season ranked 6th in league scoring while recording a career high 116 points with the Bruins . . . still holds the Bruins' club record for playoff goals with 14 in 1983 . . . entering his 11th NHL season.

PERSONAL

Barry and wife Patricia spent the off-season in Vancouver, B.C. . . he attended UBC during the summer months . . . is an avid golfer and enjoys reading . . . his wife is a marathon runner and has the distinction of being the first woman across the finish line in the 1987 Japanese Marathon.



FRANK PIETRANGELO

Goaltender 5'10" 185 lbs.
Age: 25 (December 17, 1964)
Born: Niagara Falls, Ontario
Shoots: Left

Acquired:
 Pittsburgh's 4th-round choice, 63rd overall in
 1983 Entry Draft.

YEARLY W-L-T RECORD


Season	W	L	T
1987-88	9	11	0
1988-89	5	3	0
1989-90	8	6	2
TOTAL	22	20	2

Career Record vs.

Team	GP	MIN	GA	AVG	W-L-T
Boston	1	60	5	5.00	1-0-0
Calgary	1	65	3	2.77	0-0-1
Chicago	4	240	18	4.50	2-2-0
Edmonton	3	181	17	5.64	0-3-0
Hartford	2	125	7	3.36	1-0-1
Los Angeles	3	94	7	4.47	1-0-0
Minnesota	3	153	10	3.92	1-1-0
Montreal	5	300	26	5.20	2-3-0
New Jersey	3	180	8	2.67	2-1-0
NY Islanders	4	219	12	3.29	3-1-0
NY Rangers	3	175	14	4.80	1-1-0
Philadelphia	5	253	13	3.08	2-1-0
Quebec	2	93	8	5.16	1-0-0
St. Louis	3	101	12	7.13	0-2-0
Toronto	5	280	14	3.00	3-1-0
Vancouver	4	211	13	3.70	1-2-0
Washington	3	98	6	3.67	1-0-0
Winnipeg	3	114	9	4.74	0-2-0

Career Playing Record

Season	Team	League	Regular Season				Playoffs					
			GP	MP	GA	SO	AVG	GP	MP	GA	SO	AVG
1982-83	U. Minnesota	WCHA	25	1348	80	1	3.55	—	—	—	—	—
1983-84	U. Minnesota	WCHA	20	1141	66	0	3.47	—	—	—	—	—
1984-85	U. Minnesota	WCHA	17	912	52	0	3.42	—	—	—	—	—
1985-86	U. Minnesota	WCHA	23	1284	76	0	3.55	—	—	—	—	—
1986-87	Muskegon	IHL	35	2090	119	2	3.42	15	923	46	0	2.99
1987-88	Muskegon	IHL	15	868	43	2	2.97	—	—	—	—	—
1987-88	PITTSBURGH	NHL	21	1207	80	1	3.98	—	—	—	—	—
1988-89	Muskegon	IHL	13	760	38	1	3.00	9	566	29	0	3.07
1988-89	PITTSBURGH	NHL	15	669	45	0	4.04	—	—	—	—	—
1989-90	Muskegon	IHL	12	691	38	1	3.30	—	—	—	—	—
1989-90	PITTSBURGH	NHL	21	1066	77	0	4.33	—	—	—	—	—
NHL & PGH TOTALS			57	2942	202	1	4.12	—	—	—	—	—



1989-90


Played a total of 21 games for Pittsburgh, posting a 4.33 GAA and 8-6-2 record . . . had a 4-1-2 record on home ice, including a 4-0-2 stretch through his last 6 decisions . . . tied his career high in games played . . . recorded 8 games in which he allowed 3 goals or less . . . had back-to-back road wins on Feb. 11 at Philadelphia (4-1) and Feb. 14 at NY Rangers (4-3). He played 12 games with Muskegon posting a 3.30 GAA and 9-2(1) record . . . recorded 1 shutout for the Lumberjacks . . . had 6 wins at home and 3 on the road.

CAREER

Drafted by Pittsburgh in 1983 . . . played a total of 85 games through four years at the University of Minnesota . . . played the entire 86-87 season with Muskegon and split the following three seasons between Muskegon and Pittsburgh . . . enters his fifth pro season.

PERSONAL

Frank and wife Kim have a daughter, Paige (4 months), and reside in Niagara Falls, Ontario during the off-season . . . worked Pro-Star Niagara Hockey School over the summer . . . enjoys Nintendo video games . . . has done charity work with the Cystic Fibrosis Foundation.



MARK RECCHI

Right Wing 5'10" 185 lbs.
Age: 22 (February 1, 1968)
Born: Kamloops, B.C.
Shoots: Left

Acquired:

Pittsburgh's 4th-round choice, 67th overall in 1988 Entry Draft.

Milestones within reach:

Needs 11 games for 100 career games
 Needs 31 points for 100 career points

Career Scoring vs.


Team	GP	G	A	PTS	PIM
Boston	3	0	0	0	0
Buffalo	3	1	2	3	0
Calgary	3	1	1	2	2
Chicago	3	1	0	1	2
Detroit	4	2	0	2	2
Edmonton	4	1	1	2	2
Hartford	3	1	2	3	2
Los Angeles	3	0	3	3	2
Minnesota	4	1	3	4	0
Montreal	3	0	0	0	0
New Jersey	6	2	2	4	0
NY Islanders	10	3	3	6	2
NY Rangers	8	6	3	9	20
Philadelphia	7	2	4	6	2
Quebec	3	2	1	3	2
St. Louis	4	0	4	4	0
Toronto	3	0	1	1	0
Vancouver	3	0	1	1	4
Washington	8	5	5	10	0
Winnipeg	4	3	2	5	2

Career Playing Record

Season	Team	League	Regular Season					Playoffs				
			GP	G	A	PTS	PIM	GP	G	A	PTS	PIM
1985-86	New Westminster	WHL	72	21	40	61	55	—	—	—	—	—
1986-87	Kamloops	WHL	40	26	50	76	63	13	3	16	19	17
1987-88	Kamloops (a)	WHL	62	61	93*	154	75	17	10	21*	31*	18
1988-89	PITTSBURGH	NHL	15	1	1	2	0	—	—	—	—	—
1988-89	Muskegon (b)	IHL	63	50	49	99	86	14	7	14*	21*	28
1989-90	PITTSBURGH	NHL	74	30	37	67	44	—	—	—	—	—
1989-90	Muskegon	IHL	4	7	4	11	2	—	—	—	—	—
NHL & PGH TOTALS			89	31	38	69	44	—	—	—	—	—

*—League-leading figure
 a—WHL West All-Star Team (1987-88)

b—IHL Second All-Star Team (1988-89)



1989-90


Ranked 3rd among NHL rookies with 67 points, 2nd in goals with 30 and 4th in assists with 37 . . . led all NHL rookies with 21.0 shooting percentage . . . tied for the league lead among rookies and tied for the team lead with 4 game-winners, one shy of the Penguins' rookie record . . . ranks 4th among Penguins All-Time rookies for points in a single season . . . became the 5th rookie in club history to score 30 goals in a season . . . tied for 2nd among all-time Penguins rookies in assists . . . finished the season a plus 6 which was 2nd highest on the team and first among Penguins forwards . . . had a 10-game scoring streak (8 + 8) from Feb. 2-20 tying him for the longest NHL rookie streak in 89-90 . . . recorded a 6-game goal scoring streak (6) from Dec. 19-31, which tied him for longest among NHL rookies and was the longest on the team . . . was named NHL Rookie of the Month for February as he led NHL rookies in scoring with 18 (9 + 9) points . . . was tied for 2nd on the team with 14 goals on the road . . . was 4th on the team with 18 goals vs Patrick Division . . . recorded 16 multiple point games and 3 multiple goal games . . . had 10 (6 + 4) points on the power play. He started the season with Muskegon and was recalled on Oct. 18 . . . was invited to join Team Canada at the World Championships after the season.

CAREER

Drafted by Pittsburgh in 1988 . . . played junior with Kamloops and was named to the WHL West All-Star Team in 87-88 . . . turned pro in 1988-89, splitting the season between Muskegon and Pittsburgh . . . named to the 88-89 IHL Second All-Star Team.

PERSONAL

Spent the off-season in Kamloops, B.C. where he worked the Kamloops Blazers Hockey School . . . enjoys baseball and horseback riding . . . has done charity work with the Cystic Fibrosis Foundation.



KEVIN STEVENS

Left Wing 6'3" 217 lbs.
Age: 25 (April 15, 1965)
Born: Brockton, Massachusetts
Shoots: Left

Acquired:

Rights traded by Los Angeles to Pittsburgh for Anders Hakansson on September 9, 1983

Drafted:

Los Angeles' 6th choice, 108th overall in 1983 Entry Draft

Milestones within reach:

Needs 8 points for 100 career points
 Needs 2 penalty minutes for 200 career penalty minutes

Career Scoring vs.


Team	GP	G	A	PTS	PIM
Boston	5	2	3	5	4
Buffalo	3	1	1	2	0
Calgary	5	2	1	3	2
Chicago	5	2	3	5	0
Detroit	3	1	2	3	8
Edmonton	5	2	1	3	0
Hartford	5	1	1	2	21
Los Angeles	3	3	0	3	0
Minnesota	6	2	3	5	2
Montreal	5	0	0	0	14
New Jersey	12	4	5	9	6
NY Islanders	10	4	1	5	6
NY Rangers	8	2	4	6	25
Philadelphia	10	8	3	11	17
Quebec	4	3	6	9	4
St. Louis	4	2	1	3	4
Toronto	4	1	2	3	12
Vancouver	3	0	3	3	30
Washington	11	6	5	11	37
Winnipeg	5	0	1	1	6

Career Playing Record

Season	Team	League	Regular Season					Playoffs				
			GP	G	A	PTS	PIM	GP	G	A	PTS	PIM
1983-84	Boston College	ECAC	37	6	14	20	36	—	—	—	—	—
1984-85	Boston College	HE	40	13	23	36	36	—	—	—	—	—
1985-86	Boston College	HE	42	17	27	44	56	—	—	—	—	—
1986-87	Boston College (ab)	HE	39	35	35	70	54	—	—	—	—	—
1987-88	U.S. National		44	22	23	45	52	—	—	—	—	—
1987-88	U.S. Olympic		5	1	3	4	2	—	—	—	—	—
1987-88	PITTSBURGH	NHL	16	5	2	7	8	—	—	—	—	—
1988-89	Muskegon	IHL	45	24	41	65	113	—	—	—	—	—
1988-89	PITTSBURGH	NHL	24	12	3	15	19	11	3	7	10	14
1989-90	PITTSBURGH	NHL	76	29	41	70	171	—	—	—	—	—
NHL & PGH TOTALS			116	46	46	92	198	11	3	7	10	14

a—Hockey East First All-Star Team (1986-87)

b—NCAA East Second All-American Team (1986-87)



1989-90


Finished the season tied for 5th on the team in goals with 29 . . . ranked fifth in assists (41) and points (70) . . . tied for 2nd on the team with 12 power play goals . . . led club in penalty minutes with 171 . . . recorded his first NHL hat trick on October 31 vs Los Angeles . . . recorded 35 points at home (15 + 20) and on the road (14 + 21) . . . had 22 (12 + 10) points on the power play . . . recorded 28 (14 + 14) points vs the Patrick Division . . . had four 5-game point scoring streaks . . . recorded his first career 4-point game on November 16 vs Quebec . . . recorded 14 multiple point games . . . was sidelined for four games in February with a hip pointer . . . joined Team USA after the season to compete in the World Championships.

CAREER

Played four years at Boston College and was named a 2nd Team All-American, 1st Team Hockey East and 1st Team All-New England in 1986-87 . . . was a member of Team USA in the 1988 Winter Olympics at Calgary playing in five of the team's six games and recording 1 goal and 3 assists . . . joined the Penguins at the conclusion of the Olympic games to play the final 16 games of the 1987-88 season . . . played in the 1987 Pravda Cup at Moscow, 1987 World Championships in Vienna and 1990 World Championships in Switzerland.

PERSONAL

Kevin and wife Suzanne were married during the off-season and spent the summer months at Cape Cod, MA where he worked at local hockey schools . . . his father played baseball with a Cincinnati Reds' minor league affiliate . . . enjoys golf and fishing



TONY TANTI

Right Wing 5'9" 184 lbs.
Age: 27 (September 7, 1963)
Born: Toronto, Ontario
Shoots: Left

Acquired:

Traded by Vancouver to Pittsburgh with Barry Pederson and Rod Buskas for Dan Quinn, Andrew McBain and Dave Capuano on January 8, 1990.

Drafted:

Chicago's 1st-round choice, 12th overall in 1981 Entry Draft.

Career Transactions:

Traded by Chicago to Vancouver for Curt Fraser on January 6, 1983

Milestones within reach:

Needs 29 games for 600 career games
 Needs 35 goals for 300 career goals

Career Scoring vs.


Team	GP	G	A	PTS	PIM
Boston	17	4	9	13	24
Buffalo	23	9	9	18	21
Calgary	56	24	19	43	67
Chicago	23	7	10	17	6
Detroit	24	12	14	26	12
Edmonton	52	21	27	48	37
Hartford	16	10	7	17	12
Los Angeles	56	27	24	51	49
Minnesota	22	12	7	19	8
Montreal	20	9	6	15	21
New Jersey	25	15	13	28	39
NY Islanders	23	6	12	18	16
NY Rangers	25	10	8	18	19
Philadelphia	24	10	5	15	22
Pittsburgh	22	16	7	23	16
Quebec	21	8	9	17	27
St. Louis	19	7	12	19	20
Toronto	23	15	12	27	22
Vancouver	2	1	0	1	0
Washington	24	12	10	22	14
Winnipeg	54	30	18	48	59

Career Playing Record

Season	Team	League	Regular Season					Playoffs				
			GP	G	A	PTS	PIM	GP	G	A	PTS	PIM
1980-81	Oshawa (a)	OHA	67	81	69	150	197	11	7	8	15	41
1981-82	Chicago	NHL	2	0	0	0	0	—	—	—	—	—
1981-82	Oshawa (b)	OHL	57	62	64	126	138	12	14	12	26	15
1982-83	Oshawa	OHL	30	34	28	62	35	—	—	—	—	—
1982-83	Chicago	NHL	1	1	0	1	0	—	—	—	—	—
1982-83	Vancouver	NHL	39	8	8	16	16	4	0	1	1	0
1983-84	Vancouver	NHL	79	45	41	86	50	4	1	2	3	0
1984-85	Vancouver	NHL	68	39	20	59	45	—	—	—	—	—
1985-86	Vancouver	NHL	77	39	33	72	85	3	0	1	1	11
1986-87	Vancouver	NHL	77	41	36	79	84	—	—	—	—	—
1987-88	Vancouver	NHL	73	40	37	77	90	—	—	—	—	—
1988-89	Vancouver	NHL	77	24	25	49	69	7	0	5	5	4
1989-90	Vancouver	NHL	41	14	18	32	50	—	—	—	—	—
1989-90	PITTSBURGH	NHL	37	14	18	32	22	—	—	—	—	—
	NHL TOTALS		571	265	238	503	511	18	1	9	10	15
	PGH TOTALS		37	14	18	32	22	—	—	—	—	—

a—OHA First All-Star Team (1980-81)

b—OHL Second All-Star Team (1981-82)



1989-90


Started the season with Vancouver, recorded 32 (14 + 18) points through 41 games with the Canucks . . . traded to Pittsburgh on January 8 and recorded 32 (14 + 18) points in 37 games . . . recorded his 7th consecutive season with 20 or more goals . . . finished the season with 12 power-play goals (7 with Pittsburgh) tying him for 2nd among Penguins . . . recorded his 11th career hat trick on January 30 vs Philadelphia . . . recorded 15 (8 + 7) points with Pittsburgh in 17 Patrick Division games . . . was sidelined for 2 games with injuries (1 game with Vancouver due to back injury and 1 game with Pittsburgh with a charleyhorse) . . . recorded his 500th NHL career point on March 22 at Philadelphia . . . played in his 500th NHL career game on October 18 at Toronto.

CAREER

Chicago's first pick in the 1981 Entry Draft . . . scored 30 plus goals in 5 of his 8 NHL seasons . . . holds the Vancouver team records for most goals in a season (45), most goals by a right wing (45), most power-play goals (20) and longest consecutive goal-scoring streak (7 games) . . . ranks 2nd in Canucks all-time goals (250), 3rd in all-time scoring (457) and is the Canucks leader in career power-play goals (102) . . . played in the 1986 NHL All-Star Game.

PERSONAL

Tony and wife Christina have a daughter, Tessa (11 months), and spent the off-season in Vancouver . . . enjoys fishing and golf . . . was the Canucks' representative in the NHL/RCMP National Drug Abuse Program for four-plus seasons.



BRYAN TROTTIER

Center 5'11" 195 lbs.
Age: 34 (July 17, 1956)
Born: Val Marie, Saskatchewan
Shoots: Left

Acquired:

Signed by Pittsburgh as a free agent on July 20, 1990.

Drafted:

NY Islanders' 2nd-round choice, 22nd overall in 1974 Amateur Draft

Milestones within reach:

Needs 77 games for 1200 career games
 Needs 47 points for 1400 points
 Needs 2 penalty minutes for 800 career penalty minutes

Career Scoring vs.

Team	GP	G	A	PTS	PIM
Boston	49	14	27	41	18
Buffalo	47	17	41	58	32
Calgary	58	36	40	76	24
Chicago	51	21	45	66	42
Detroit	48	21	30	51	26
Edmonton	31	12	24	36	18
Hartford	35	15	21	36	19
Los Angeles	48	26	38	64	48
Minnesota	51	27	56	83	49
Montreal	49	16	28	44	32
New Jersey	82	42	66	108	53
NY Rangers	90	37	70	107	75
Philadelphia	96	40	69	109	41
Pittsburgh	82	47	58	105	58
Quebec	28	11	22	33	22
St. Louis	49	27	39	66	43
Toronto	49	23	42	65	38
Vancouver	51	22	37	59	30
Washington	82	30	70	100	94
Winnipeg	34	11	20	31	28

Career Playing Record

Season	Team	League	Regular Season					Playoffs				
			GP	G	A	PTS	PIM	GP	G	A	PTS	PIM
1972-73	Swift Current	WHL	67	16	29	45	10	—	—	—	—	—
1973-74	Swift Current	WHL	68	41	71	112	76	13	7	8	15	8
1974-75	Lethbridge (ab)	WHL	67	46	98*	144	103	6	2	5	7	14
1975-76	NY Islanders (c)	NHL	80	32	63	95	21	13	1	7	8	8
1976-77	NY Islanders	NHL	76	30	42	72	34	12	2	8	10	2
1977-78	NY Islanders (d)	NHL	77	46	77*	123	46	7	0	3	3	4
1978-79	NY Islanders (def)	NHL	76	47	87*	134*	50	10	2	4	6	13
1979-80	NY Islanders (g)	NHL	78	42	62	104	68	21	12*	17	29*	16
1980-81	NY Islanders	NHL	73	31	72	103	74	18	11	18	29	34
1981-82	NY Islanders (h)	NHL	80	50	79	129	88	19	6	23*	29*	40
1982-83	NY Islanders	NHL	80	34	55	89	68	17	8	12	20	18
1983-84	NY Islanders (h)	NHL	68	40	71	111	59	21	8	6	14	49
1984-85	NY Islanders	NHL	68	28	31	59	47	10	4	2	6	8
1985-86	NY Islanders	NHL	78	37	59	96	72	3	1	1	2	2
1986-87	NY Islanders	NHL	80	23	64	87	50	14	8	5	13	12
1987-88	NY Islanders	NHL	77	30	52	82	48	6	0	0	0	10
1988-89	NY Islanders	NHL	73	17	28	45	44	—	—	—	—	—
1989-90	NY Islanders	NHL	59	13	11	24	29	4	1	0	1	4
NHL TOTALS			1123	500	853	1353	798	175	64	106	170	220

*—League-leading figure

a—WHL Most Valuable Player (1974-75)

b—WHL First All-Star Team (1974-75)

c—NHL Calder Memorial Trophy (1975-76)


d—NHL First All-Star Team (1977-78 & 1978-79)

e—Won Art Ross Trophy (1978-79)

f—Won Hart Trophy (1978-79)

g—Won Conn Smythe (1980)

h—NHL Second All-Star Team (1981-82 & 1983-84)



1989-90


Recorded 24 (13 + 11) points through 59 games . . . had 11 (7 + 4) points at home and 13 points (6 + 7) on the road . . . recorded 6 (4 + 2) points on the power play . . . had 3 multiple point games including a 2-goal effort vs New Jersey on January 28 . . . registered 11 (7 + 4) points vs the Patrick Division . . . was sidelined for 20 games due to injuries (1 game with injured elbow, 5 games with a virus, 12 games with injured ribs and 2 games with back injury) . . . his 59 games played were the fewest he has played during one season throughout his NHL career.

CAREER

Entering his 16th NHL season . . . ranks 7th on the NHL's All-Time Scoring List (1353 points), is tied with Lanny McDonald for 14th on the NHL All-Time Goal Scoring List (500) and ranks 6th in NHL All-Time Assists (853) . . . he is the NY Islanders' All-Time leading scorer . . . has recorded 30 or more goals during 11 of his 15 seasons and reached the 100-point plateau 6 times . . . won the Calder Memorial Trophy in 1976 as the NHL's top rookie . . . won the Art Ross Trophy as the league's leading scorer in 1979 . . . honored with the Hart Trophy as the NHL's Most Valuable Player in 1979 . . . earned the Conn Smythe Trophy in 1980 as the playoff MVP . . . was the NHL plus/minus leader for 1978-79 with a plus 76 . . . has played in 7 NHL All-Star Games . . . named to the NHL First All-Star Team in 1978 & 1979 and the NHL Second All-Star Team in 1982 & 1984 . . . played on the Islanders' four Stanley Cup Championship teams between 1980 and 1983 . . . honored for his leadership and community service with the Budweiser/NHL Man of the Year Award in 1988 and King Clancy Memorial Trophy in 1989.

PERSONAL

Bryan and wife Nickie have two children, Bryan Jr. (11) and Lindsay Ann (7) . . . he has served as president of the NHL Players' Association for the past six years.



WENDELL YOUNG

Goaltender 5'9" 181 lbs.
Age: 27 (August 1, 1963)
Born: Halifax, Nova Scotia
Catches: Left

Acquired:

Traded by Philadelphia to Pittsburgh with Philadelphia's 7th-round draft choice in 1990 Entry Draft for Pittsburgh's 3rd-round draft choice in 1990 Entry Draft on September 1, 1988

Drafted:

Vancouver's 3rd-round choice, 73rd overall in 1981 Entry Draft.

Career Transactions:

Traded by Vancouver to Philadelphia for Darren Jensen and Daryl Stanley on August 27, 1987

YEARLY W-L-T RECORD

Season	W	L	T
1985-86	4	9	3
1986-87	1	6	1
1987-88	3	2	0
1988-89	12	9	0
1989-90	16	20	3
TOTAL	36	46	7

Career Record vs.

Team	GP	MIN	GA	AVG	W-L-T
Boston	4	194	8	2.47	1-1-0
Buffalo	6	301	28	5.58	2-3-0
Calgary	8	365	31	5.10	0-7-0
Chicago	2	119	9	4.54	0-2-0
Detroit	2	125	8	3.84	1-0-1
Edmonton	5	278	18	3.88	3-2-0
Hartford	4	183	13	4.22	0-3-0
Los Angeles	5	260	23	5.31	3-2-0
Minnesota	4	167	7	2.52	2-1-0
Montreal	3	156	9	3.46	1-1-0
New Jersey	5	243	18	4.44	1-4-0
NY Islanders	6	299	16	3.27	2-1-1
NY Rangers	7	358	24	4.02	4-3-0
Philadelphia	8	444	37	5.00	3-5-0
Pittsburgh	3	145	6	2.48	1-0-1
Quebec	7	391	25	3.84	3-3-1
St. Louis	2	78	10	7.69	0-1-0
Toronto	2	100	6	3.60	1-0-0
Vancouver	2	120	8	4.00	1-1-0
Washington	11	665	49	4.42	5-5-1
Winnipeg	5	243	16	3.95	2-1-1

Career Playing Record

Season	Team	League	Regular Season					Playoffs				
			GP	MP	GA	SO	AVG	GP	MP	GA	SO	AVG
1980-81	Kitchener	OHL	42	2215	164	1	4.44	14	800	42	1*	3.15
1981-82	Kitchener	OHL	60	3470	195	1	3.37	15	900	35	1*	2.33
1982-83	Kitchener (a)	OHL	61	3611	231	1	3.84	12	720	43	0	3.58
1983-84	Fredericton	AHL	11	569	39	1	4.11	—	—	—	—	—
1983-84	Milwaukee	IHL	6	339	17	0	3.01	—	—	—	—	—
1983-84	Salt Lake	CHL	20	1094	80	0	4.39	4	122	11	0	5.42
1984-85	Fredericton	AHL	22	1242	83	0	4.01	—	—	—	—	—
1985-86	Vancouver	NHL	22	1023	61	0	3.58	1	60	5	0	5.00
1985-86	Fredericton	AHL	24	1457	78	0	3.21	—	—	—	—	—
1986-87	Vancouver	NHL	8	420	35	0	5.00	—	—	—	—	—
1986-87	Fredericton	AHL	30	1676	118	0	4.22	—	—	—	—	—
1987-88	Philadelphia	NHL	6	320	20	0	3.75	—	—	—	—	—
1987-88	Hershey (bcd)	AHL	51	2922	135	1	2.77	12	767	28	1	2.19*
1988-89	Muskegon	IHL	2	125	7	0	3.36	—	—	—	—	—
1988-89	PITTSBURGH	NHL	22	1150	92	0	4.80	1	39	1	0	1.54
1989-90	PITTSBURGH	NHL	43	2318	161	1	4.17	—	—	—	—	—
NHL TOTALS			101	5231	369	1	4.23	2	99	6	0	3.64
PGH TOTALS			65	3468	253	1	4.38	1	39	1	0	1.54


*—League-leading Total

a—OHL Third All-Star Team (1982-83)

b—AHL First All-Star Team (1987-88)

c—Won Baz Bastien Award (AHL Most Valuable Goaltender) (1987-88)

d—Won Jack Butterfield Trophy (AHL Playoff MVP) (1987-88)



1989-90


Set career single season highs in wins (16) and games played (43) . . . recorded 13 wins at home, the most by a Penguins goalie since 1985-86 . . . recorded his first NHL shutout on November 14 vs NY Rangers (6-0) . . . posted a 5-game unbeaten streak (4-0-1) from February 2-20 . . . allowed 3 goals or less in 13 games . . . played in 10 consecutive games from November 9-30 . . . was 13-8-0 on home ice and 3-12-3 on the road . . . won his last 5 home games (Feb. 2-Mar. 1) . . . was named NHL Performer of the Week for the week of November 13 after posting a 3-0-0 record and a 1.67 GAA . . . recorded 4 assists during the season, one shy of the club record . . . played in his 100th NHL career game on March 22 at Philadelphia.

CAREER

Broke into the NHL ranks with Vancouver in 1985-86 . . . recorded his best pro season with Hershey in 1987-88 when he posted a 2.77 average and recorded 33 wins through 51 games . . . captured the Baz Bastien Award as the AHL's top goaltender and was named a First Team All-Star at the conclusion of the 1987-88 season . . . during the 1988 playoffs, he recorded a perfect 12-0 record and posted a 2.19 average leading the Bears to a Calder Cup Championship . . . he was honored with the Jack A. Butterfield Trophy as the AHL's Most Valuable Player in the playoffs . . . ranks 10th on the Penguins' All-Time goalie list with 28 wins to his credit.

PERSONAL

Wendell and wife Paula are the parents of a daughter, Gabrielle (1½ years) . . . enjoys reading and music . . . spent the off-season in Halifax, Nova Scotia.



ZARLEY ZALAPSKI

Defense 6'1" 211 lbs.
Age: 22 (April 22, 1968)
Born: Edmonton, Alberta
Shoots: Left

Acquired:

Pittsburgh's 1st-round choice, 4th overall in 1986 Entry Draft.

Milestones within reach:

Needs 76 games for 200 career games
 Needs 34 assists for 100 career assists
 Needs 13 points for 100 career points


Career Scoring vs.

Team	GP	G	A	PTS	PIM
Boston	5	1	2	3	0
Buffalo	5	0	2	2	0
Calgary	4	0	3	3	2
Chicago	5	1	2	3	2
Detroit	3	1	3	4	2
Edmonton	3	0	1	1	21
Hartford	7	3	3	6	8
Los Angeles	4	0	2	2	4
Minnesota	3	1	0	1	2
Montreal	5	0	1	1	0
New Jersey	12	2	3	5	8
NY Islanders	10	2	7	9	4
NY Rangers	11	2	10	12	10
Philadelphia	12	3	7	10	15
Quebec	3	0	1	1	4
St. Louis	5	1	1	2	0
Toronto	7	0	7	7	4
Vancouver	3	1	0	1	4
Washington	12	3	7	10	11
Winnipeg	5	0	4	4	0

Career Playing Record

Season	Team	League	Regular Season				Playoffs					
			GP	G	A	PTS	PIM	GP	G	A	PTS	PIM
1984-85	Ft. Saskatchewan		23	17	30	47	14	—	—	—	—	—
1985-86	Ft. Saskatchewan		27	20	33	53	46	—	—	—	—	—
1985-86	Team Canada		32	2	4	6	10	—	—	—	—	—
1986-87	Team Canada		74	11	29	40	28	—	—	—	—	—
1987-88	Team Canada		47	3	13	16	32	—	—	—	—	—
1987-88	Canadian Olympic		8	1	3	4	2	—	—	—	—	—
1987-88	PITTSBURGH	NHL	15	3	8	11	7	—	—	—	—	—
1988-89	PITTSBURGH (a)	NHL	58	12	33	45	57	11	1	8	9	13
1989-90	PITTSBURGH	NHL	51	6	25	31	37	—	—	—	—	—
NHL & PGH TOTALS			124	21	66	56	101	11	1	8	9	13

a—NHL All-Rookie Team (1988-89)



1989-90

Ranked second among team defensemen in goals (6), assists (25) and points (31) . . . recorded 19 (5 + 14) points on the power play . . . had 14 (2 + 12) points vs the Patrick Division . . . recorded six multiple point games . . . had 17 (3 + 14) points at home and 14 (3 + 11) points on the road . . . was sidelined for 29 games with injuries (16 games with broken right collarbone & 13 games with sprained right knee) . . . he played in his 100th NHL game on January 10 at New Jersey.


CAREER

The first defenseman selected in the 1986 Entry Draft . . . his selection marked the first time Pittsburgh had chosen a defenseman as its #1 pick in the first round . . . played for Team Canada in the 1988 Winter Olympics at Calgary, recording four points in eight games . . . was named the Best Defenseman at the Izvestia Tournament in Moscow (Dec. 1986) . . . played in the 1987 World Championships in Vienna.

PERSONAL

Split the off-season between Pittsburgh and Leduc, Alberta . . . enjoys golf and tennis . . . played in several charity golf tournaments during the summer.

1990 FIRST DRAFT SELECTION



JAROMIR JAGR


Right Wing 6'2" 208 lbs.
Age: 18 (February 15, 1972)
Born: Kladno, Czech.
Shoots: Left
Acquired: Pittsburgh's 1st-round choice,
 5th overall in 1990 Entry Draft.

1989-90 . . . Jaromir led Kladno in scoring with 60 points through 51 games . . . also led his team in goals (30) and finished 2nd in assists (30). He was Pittsburgh's first choice, 5th overall, in the 1990 NHL Entry Draft. His appearance on draft day in Vancouver marked the first time a Czechoslovakian player had attended an NHL draft without having to defect. At the conclusion of the 89-90 season, he played for the Czech team at the World Championships in Switzerland.

Personal . . . Jaromir moved to Pittsburgh in July and enrolled in an English language course . . . attended school and worked out through the summer . . . enjoys playing tennis and watching football games.

Career Playing Record

Season	Team	League	GP	Regular Season				PIM	GP	Playoffs			PIM
				G	A	PTS	G			A	PTS		
1988-89	Kladno	CSSR	39	8	10	18	—	—	—	—	—	—	
1989-90	Kladno	CSSR	51	30	30	60	—	—	—	—	—	—	




PLAYERS IN THE SYSTEM



BRAD AITKEN
Left Wing/Left Shot

6'2" 200 lbs.
October 30, 1967
Scarborough, Ont.
Pittsburgh's 3rd round choice in 1986 Entry Draft

Season	Team	League	GP	G	A	PTS	PIM
1985-86	S.S. Marie	OHL	58	17	47	64	88
1986-87	S.S. Marie	OHL	52	27	38	65	86
1987-88	Muskegon	IHL	74	32	31	63	128
1987-88	PITTSBURGH	NHL	5	1	1	2	0
1988-89	Muskegon	IHL	74	35	30	65	139
1989-90	Muskegon	IHL	46	10	23	33	172
1989-90	Ft. Wayne	IHL	13	5	2	7	57
NHL & PGH TOTALS			5	1	1	2	0



JOHN (JOCK) CALLANDER
Right Wing/Right Shot

6'1" 188 lbs.
April 23, 1961
Regina, Sask.
Signed by Pittsburgh as a free agent on July 31, 1987

Season	Team	League	GP	G	A	PTS	PIM
1981-82	Regina	WHL	71	79	111	190*	59
1982-83	Salt Lake	CHL	68	20	27	47	26
1983-84	Montana	CHL	72	27	32	59	69
1983-84	Toledo	CHL	2	0	0	0	0
1984-85	Muskegon	IHL	82	39	68	107	86
1985-86	Muskegon (a)	IHL	82	39	72	111	121
1986-87	Muskegon (bc)	IHL	82	54	82	136*	110
1987-88	Muskegon	IHL	31	20	36	56	49
1987-88	PITTSBURGH	NHL	41	11	16	27	45
1988-89	PITTSBURGH	NHL	30	6	5	11	20
1988-89	Muskegon	IHL	48	25	39	64	40
1989-90	Muskegon	IHL	46	29	49	78	118
1989-90	PITTSBURGH	NHL	30	4	7	11	49
NHL & PGH TOTALS			101	21	28	49	114


* - League-leading figure
a - IHL Playoff MVP (1985-86)
b - IHL First All-Star Team (1986-87)
c - Shared Gatschene Memorial Trophy (MVP-IHL) with Jeff Pyle (1986-87)



CHRIS CLIFFORD
Goaltender/Catches Left

5'9" 167 lbs.
May 26, 1966
Kingston, Ont.
Signed by Pittsburgh as a free agent on Sept. 6, 1989
Chicago's 6th round choice in 1984 Entry Draft

Season	Team	League	GP	MIN	GA	SO	AVG
1983-84	Kingston	OHL	50	2808	229	2	4.89
1984-85	Kingston	OHL	52	2768	241	0	5.2
1985-86	Kingston	OHL	50	2988	178	1	3.57
1986-87	Kingston	OHL	44	2596	191	1	4.41
1987-88	Saginaw	IHL	22	1146	80	0	4.19
1988-89	Saginaw	IHL	7	321	23	0	4.30
1988-89	Chicago	NHL	1	4	0	0	0.00
1989-90	Virginia	ECHL	10	547	16	0	1.75
1989-90	Muskegon	IHL	23	1352	77	0	3.42
NHL TOTALS			1	4	0	0	0.00




JEFF DANIELS
Left Wing/Left Shot

6'1" 200 lbs.
June 24, 1968
Oshawa, Ontario
Pittsburgh's 6th round choice in 1986 Entry Draft

Season	Team	League	GP	G	A	PTS	PIM
1985-86	Oshawa	OHL	62	13	19	32	23
1986-87	Oshawa	OHL	54	14	9	23	22
1987-88	Oshawa	OHL	64	29	39	68	59
1988-89	Muskegon	IHL	58	21	21	42	58
1989-90	Muskegon	IHL	80	30	47	77	39


PLAYERS IN THE SYSTEM



JOEL GARDNER
Center/Left Shot

6'0" 175 lbs.
September 16, 1967
Petrolia, Ont.
Signed as a free agent on September 11, 1990

Season	Team	League	GP	G	A	PTS	PIM
1986-87	Colgate	ECAC	31	10	20	30	20
1987-88	Colgate	ECAC	31	14	32	46	24
1988-89	Colgate	ECAC	30	21	25	46	38
1989-90	Colgate	ECAC	38	26	36	62	62



DANIEL GAUTHIER
Left Wing/Left Shot

6'1" 190 lbs.
May 17, 1970
Charlemagne, Que.
Pittsburgh's 3rd round choice in 1988 Entry Draft

Season	Team	League	GP	G	A	PTS	PIM
1986-87	Longueil	QM/JHL	64	23	22	45	23
1987-88	Victoriaville	QM/JHL	66	43	47	90	53
1988-89	Victoriaville	QM/JHL	64	41	75	116	84
1989-90	Victoriaville	QM/JHL	62	45	69	114	32



MARK KACHOWSKI
Left Wing/Left Shot

5'11" 200 lbs.
February 20, 1965
Edmonton, Alta.
Signed as a free agent on August 31, 1987

Season	Team	League	GP	G	A	PTS	PIM
1984-85	Kamloops	WHL	68	22	15	37	185
1985-86	Kamloops	WHL	61	21	31	52	182
1986-87	Flint	IHL	75	18	13	31	273
1987-88	Muskegon	IHL	25	3	6	9	72
1987-88	PITTSBURGH	NHL	38	5	3	8	126
1988-89	PITTSBURGH	NHL	12	1	1	2	43
1988-89	Muskegon	IHL	57	8	8	16	167
1989-90	PITTSBURGH	NHL	14	0	1	1	40
1989-90	Muskegon	IHL	62	23	8	31	129
	NHL & PGH TOTALS		64	6	5	11	209



CHRISTIAN LALONDE
Left Wing/Left Shot

6'1" 210 lbs.
May 3, 1966
LaSalle, Quebec
Signed as a free agent on September 4, 1990

Season	Team	League	GP	G	A	PTS	PIM
1986-87	U. of Maine	HE	40	8	8	16	49
1987-88	U. of Maine	HE	44	20	31	51	40
1988-89	U. of Maine	HE	39	10	29	39	41
1989-90	U. of Maine	HE	41	2	13	15	44
1989-90	Newmarket	AHL	3	0	0	0	0

PLAYERS IN THE SYSTEM



PAUL LAUS
Defense/Right Shot

6'1" 212 lbs.
September 26, 1970
Beamsville, Ont.
Pittsburgh's 2nd round choice in 1989 Entry Draft

Season	Team	League	GP	G	A	PTS	PIM
1987-88	Hamilton	OHL	56	1	9	10	171
1988-89	Niagara Falls	OHL	49	1	10	11	225
1989-90	Niagara Falls	OHL	60	13	35	48	231



JAMIE LEACH
Right Wing/Right Shot

6'1" 207 lbs.
August 25, 1969
Winnipeg, Man.
Pittsburgh's 3rd round choice in 1987 Entry Draft

Season	Team	League	GP	G	A	PTS	PIM
1986-87	Hamilton	OHL	64	12	19	31	67
1987-88	Hamilton	OHL	64	24	19	43	79
1988-89	Niagara Falls	OHL	58	45	62	107	47
1989-90	Muskegon	IHL	72	22	36	58	39
1989-90	PITTSBURGH	NHL	10	0	3	3	0




ALAIN LEMIEUX
Center/Right Shot

6'0" 185 lbs.
May 24, 1961
Montreal, Que.
Tryout

Season	Team	League	GP	G	A	PTS	PIM
1981-82	St. Louis	NHL	3	0	1	1	0
1981-82	Salt Lake	CHL	74	41	42	83	61
1982-83	Salt Lake	CHL	29	20	24	44	35
1982-83	St. Louis	NHL	42	9	25	34	18
1983-84	St. Louis	NHL	17	4	5	9	6
1983-84	Montana	CHL	38	28	41	69	36
1983-84	Springfield	AHL	14	11	14	25	18
1984-85	St. Louis	NHL	19	4	2	6	0
1984-85	Peoria	IHL	2	1	0	1	0
1984-85	Quebec	NHL	30	11	11	22	12
1985-86	Quebec	NHL	7	0	0	0	0
1985-86	Fredericton	AHL	64	29	45	74	54
1986-87	PITTSBURGH	NHL	1	0	0	0	0
1986-87	Baltimore (a)	AHL	72	41	56	97	62
1987-88	Hershey	AHL	20	8	10	18	10
1987-88	Baltimore	AHL	16	2	14	16	4
1987-88	Springfield	AHL	15	7	10	17	4
1988-89	Indianapolis	IHL	29	18	26	44	90
1988-89	Karpat	Fin.	16	4	9	13	16
1988-89	Saipa	Fin.	5	1	4	5	4
NHL TOTALS			119	28	44	72	38
PGH TOTALS			1	0	0	0	0

a - AHL Second All-Star Team (1986-87)004



MARK MAJOR
Left Wing/Left Shot

6'3" 223 lbs.
March 20, 1970
Toronto, Ont.
Pittsburgh's 2nd round choice in 1988 Entry Draft

Season	Team	League	GP	G	A	PTS	PIM
1987-88	North Bay	OHL	57	16	17	33	272
1988-89	North Bay	OHL	11	3	2	5	58
1988-89	Kingston	OHL	53	22	29	51	193
1989-90	Kingston	OHL	62	29	32	61	168


PLAYERS IN THE SYSTEM



MIKE MERSH
Defense/Left Shot

6'2" 210 lbs.
September 29, 1964
Skokie, Ill.
Signed by Pittsburgh as a free agent on
August 3, 1989

Season	Team	League	GP	G	A	PTS	PIM
1984-85	Ill-Chicago	CCHA	35	1	14	15	36
1985-86	Ill-Chicago	CCHA	36	4	19	23	30
1986-87	Salt Lake	IHL	43	3	12	15	101
1987-88	Salt Lake	IHL	1	0	0	0	2
1987-88	Flint	IHL	58	1	14	15	118
1988-89	Flint	IHL	55	5	20	25	101
1988-89	Muskegon	IHL	16	0	2	2	26
1989-90	Muskegon	IHL	82	10	38	48	161



DAVE MICHAYLUK
Left Wing/Left Shot

5'10" 189 lbs.
May 18, 1962
Wakaw, Sask.
Signed by Pittsburgh as a free agent on
May 24, 1989
Philadelphia's 4th round choice in 1981 Entry
Draft

Season	Team	League	GP	G	A	PTS	PIM
1980-81	Regina	WHL	72	62	71	133	39
1981-82	Regina	WHL	72	62	111	173	128
1981-82	Philadelphia	NHL	1	0	0	0	0
1982-83	Philadelphia	NHL	13	2	6	8	8
1982-83	Maine	AHL	69	32	40	72	16
1983-84	Springfield	AHL	79	18	44	62	37
1984-85	Hershey	AHL	3	0	2	2	2
1984-85	Kalamazoo	IHL	82	66	33	99	49
1985-86	Nova Scotia	AHL	3	0	1	1	0
1985-86	Muskegon	IHL	77	52	52	104	73
1986-87	Muskegon	IHL	82	47	53	100	29
1987-88	Muskegon	IHL	81	56	81	137	46
1988-89	Muskegon	IHL	82	50	72	122	84
1989-90	Muskegon	IHL	79	51	51	102	80
	NHL TOTAL		14	2	6	8	8



TROY MICK
Left Wing/Left Shot

5'11" 192 lbs.
March 30, 1969
Burnaby, B.C.
Pittsburgh's 7th round choice in 1988 Entry
Draft

Season	Team	League	GP	G	A	PTS	PIM
1986-87	Portland	WHL	57	30	33	63	60
1987-88	Portland	WHL	72	63	84	147	78
1988-89	Portland	WHL	66	49	87	136	70
1989-90	Regina	WHL	66	60	53	113	61



GLENN MULVENNA
Center/Left Shot

5'11" 187 lbs.
February 18, 1967
Calgary, Alberta
Signed by Pittsburgh as a free agent on
December 3, 1987

Season	Team	League	GP	G	A	PTS	PIM
1986-87	N. Westminister	WHL	53	24	44	68	43
1986-87	Kamloops	WHL	18	13	8	21	18
1987-88	Kamloops	WHL	38	21	38	59	35
1988-89	Muskegon	IHL	11	3	2	5	0
1988-89	Flint	IHL	32	9	14	23	12
1988-89	Knoxville	ECHL	2	0	0	0	5
1989-90	Ft. Wayne	IHL	6	2	5	7	2
1989-90	Muskegon	IHL	52	14	21	35	17

PLAYERS IN THE SYSTEM



MIKE NEEDHAM
Right Wing/Right Shot

5'10" 185 lbs.
April 4, 1970
Calgary, Alberta
Pittsburgh's 6th round choice in 1989 Entry Draft

Season	Team	League	GP	G	A	PTS	PIM
1987-88	Kamloops	WHL	64	31	33	64	93
1988-89	Kamloops	WHL	49	24	27	51	55
1989-90	Kamloops	WHL	60	59	66	125	75



TODD NELSON
Defense/Left Shot

6'0" 201 lbs.
May 11, 1969
Prince Albert, Sask.
Pittsburgh's 4th round choice in 1989 Entry Draft

Season	Team	League	GP	G	A	PTS	PIM
1987-88	Prince Albert	WHL	72	3	21	24	59
1988-89	Prince Albert	WHL	72	14	45	59	72
1989-90	Prince Albert	WHL	69	13	42	55	88



JIM PAEK
Defense/Left Shot

6'1" 194 lbs.
April 7, 1967
Seoul, Korea
Pittsburgh's 9th round choice in 1985 Entry Draft

Season	Team	League	GP	G	A	PTS	PIM
1984-85	Oshawa	OHL	54	2	13	15	57
1985-86	Oshawa	OHL	64	5	21	26	122
1986-87	Oshawa	OHL	57	5	17	22	75
1987-88	Muskegon	IHL	82	7	52	59	141
1988-89	Muskegon	IHL	80	3	54	57	96
1989-90	Muskegon	IHL	81	9	41	50	115



BRUCE RACINE
Goaltender/Catches Left

6'0" 178 lbs.
August 9, 1966
Cornwall, Ontario
Pittsburgh's 3rd round choice in 1985 Entry Draft

Season	Team	League	GP	MP	GA	SO	AVG
1984-85	Northeastern	HE	26	1615	103	1	3.57
1985-86	Northeastern	HE	32	1920	147	0	4.56
1986-87	Northeastern	HE	33	1966	133	0	4.06
1987-88	Northeastern	HE	30	1808	108	1	3.58
1988-89	Muskegon	IHL	38	3039	184	3	3.63
1989-90	Muskegon	IHL	49	2911	182	1	3.75

PLAYERS IN THE SYSTEM



JASON SMART
Center/Left Shot

6'4" 212 lbs.
January 23, 1970
Prince George, B.C.
Pittsburgh's 12th round choice in 1989 Entry Draft

Season	Team	League	GP	G	A	PTS	PIM
1987-88	Prince Albert	WHL	72	16	29	45	79
1988-89	Prince Albert	WHL	12	1	3	4	31
1988-89	Saskatoon	WHL	36	6	17	23	33
1989-90	Saskatoon	WHL	66	27	48	75	187



SANDY SMITH
Right Wing/Right Shot

5'11" 200 lbs.
October 23, 1967
Brainerd, Minnesota
Pittsburgh's 5th round choice in 1986 Entry Draft

Season	Team	League	GP	G	A	PTS	PIM
1986-87	U. Minn-Duluth	WCHA	35	3	3	6	26
1987-88	U. Minn-Duluth	WCHA	41	22	9	31	47
1988-89	U. Minn-Duluth	WCHA	40	6	16	22	75
1989-90	U. Minn-Duluth	WCHA	39	15	16	31	53
1989-90	Muskegon	IHL	3	1	0	1	0




PAUL STANTON
Defense/Right Shot

6'0" 193 lbs.
June 22, 1967
Boston, Mass.
Pittsburgh's 8th round choice in 1985 Entry Draft

Season	Team	League	GP	G	A	PTS	PIM
1985-86	Wisconsin	WCHA	36	4	6	10	16
1986-87	Wisconsin	WCHA	41	5	17	22	70
1987-88	Wisconsin (ab)	WCHA	45	9	38	47	98
1988-89	Wisconsin (c)	WCHA	45	7	29	36	126
1989-90	Muskegon	IHL	77	5	27	32	61

a - NCAA West First All-American Team (1987-88)
b - WCHA Second All-Star Team (1987-88)
c - WCHA First All-Star Team (1988-89)




DARREN STOLK
Defense/Left Shot

6'4" 210 lbs.
July 22, 1968
Taber, Alberta
Pittsburgh's 12th round choice in 1988 Entry Draft

Season	Team	League	GP	G	A	PTS	PIM
1986-87	Brandon	WHL	71	3	9	12	60
1987-88	Lethbridge	WHL	60	3	10	13	79
1988-89	Medicine Hat	WHL	65	8	31	39	141
1989-90	Muskegon	WHL	65	3	3	6	59


PLAYERS IN THE SYSTEM



JEFF WAVER
Defense/Left Shot

5'11" 195 lbs.
September 28, 1968
St. Boniface, Manitoba
Pittsburgh's 5th round choice in 1987 Entry Draft

Season	Team	League	GP	G	A	PTS	PIM
1986-87	Hamilton	OHL	63	12	28	40	132
1987-88	Hamilton	OHL	64	27	34	61	134
1988-89	Kingston	OHL	55	30	43	73	95
1988-89	Muskegon	IHL	3	0	0	0	0
1989-90	Muskegon	IHL	4	0	2	2	2
1989-90	Virginia	ECHL	55	28	20	48	73



MITCH WILSON
Right Wing/Right Shot

5'8" 199 lbs.
February 15, 1962
Kelowna, B.C.
Signed by Pittsburgh as a free agent on July 24, 1986

Season	Team	League	GP	G	A	PTS	PIM
1980-81	Seattle	WHL	64	8	23	31	253
1981-82	Seattle	WHL	60	18	17	35	436
1982-83	Wichita	CHL	55	4	6	10	186
1983-84	Maine	AHL	71	6	8	14	349
1984-85	New Jersey	NHL	9	0	2	2	21
1984-85	Maine	AHL	51	6	3	9	220
1985-86	Maine	AHL	64	4	3	7	217
1986-87	PITTSBURGH	NHL	17	2	1	3	83
1986-87	Baltimore	AHL	58	8	9	17	353
1987-88	Muskegon	IHL	68	27	25	52	400
1988-89	Muskegon	IHL	61	16	34	50	382
1988-89	Muskegon	IHL	63	13	24	37	283
1989-90	Muskegon	IHL	26	2	3	5	104
	NHL TOTALS		17	2	1	3	83
	PGH TOTALS						

FUTURE PENGUINS

GREG ANDRUSAK

Defense/Right Shot 6'1" 183 lbs.
November 14, 1969 Cranbrook, B.C.

Pittsburgh's 5th round choice in 1988 Entry Draft

Season	Team	League	GP	G	A	PTS	PIM
1987-88	U. Minn-Duluth	WCHA	37	4	5	9	42
1988-89	U. Minn-Duluth	WCHA	35	4	8	12	74
1989-90	U. Minn-Duluth	WCHA	35	5	29	34	74

JEFF BLAESER

Left Wing/Left Shot 6'3" 190 lbs.
May 11, 1970 Parma, Ohio

Pittsburgh's 8th round choice in 1988 Entry Draft

Season	Team	League	GP	G	A	PTS	PIM
1988-89	Yale	ECAC	31	8	19	27	12
1989-90	Yale	ECAC	29	17	14	31	16

JIM BODDEN

Center/Right Shot 5'11" 180 lbs.
October 26, 1967 Dundas, Ont.

Pittsburgh's 7th round choice in 1987 Entry Draft

Season	Team	League	GP	G	A	PTS	PIM
1987-88	U. Miami-Ohio	CCHA	38	10	14	24	30
1988-89	U. Miami-Ohio	CCHA	33	11	10	21	15
1989-90	U. Miami-Ohio	CCHA	38	14	23	37	10

JOHN BRILL

Right Wing/Left Shot 6'3" 180 lbs.
December 3, 1970 St. Paul, Minn.

Pittsburgh's 3rd round choice in 1989 Entry Draft

Season	Team	League	GP	G	A	PTS	PIM
1988-89	Grand Rapids	USHS	28	23	29	52	28
1989-90	U. Minnesota	WCHA	34	2	8	10	22

JOHN dePOURCQ

Center/Left Shot 5'9" 180 lbs.
February 6, 1968 Penticton, B.C.

Pittsburgh's 1st choice in 1989 Supplemental Draft

Season	Team	League	GP	G	A	PTS	PIM
1987-88	Ferris St.	CCHA	40	26	27	53	22
1988-89	Ferris St.	CCHA	23	9	19	28	4
1989-90	Ferris St.	CCHA	40	23	36	59	12

GREG HAGAN

Right Wing/Right Shot 5'11" 175 lbs.
July 10, 1971 St. Paul, Minn.

Pittsburgh's 10th round choice in 1989 Entry Draft

Season	Team	League	GP	G	A	PTS	PIM
1988-89	Hill-Murray	USHS	25	28	32	60	UA
1989-90	St. Cloud St.		—	—	—	—	—

JAMIE HEWARD

Right Wing/Right Shot 6'2" 183 lbs.
March 30, 1971 Regina, Sask.

Pittsburgh's 1st round choice in 1989 Entry Draft

Season	Team	League	GP	G	A	PTS	PIM
1987-88	Regina	WHL	68	10	17	27	17
1988-89	Regina	WHL	52	31	28	59	29
1989-90	Regina	WHL	72	14	44	58	42

FUTURE PENGUINS

CORY LAYLIN

Left Wing/Left Shot 5'10" 170 lbs.
 January 24, 1970 Minneapolis, Minn.

Pittsburgh's 11th round choice in 1988 Entry Draft

Season	Team	League	GP	G	A	PTS	PIM
1988-89	U. Minnesota	WCHA	47	14	10	24	24
1989-90	U. Minnesota	WCHA	39	13	14	27	31

MIKE MARKOVICH

Defense/Left Shot 6'3" 200 lbs.
 April 25, 1969 Grand Forks, N. D.

Pittsburgh's 6th round draft choice in 1989

Season	Team	League	GP	G	A	PTS	PIM
1988-89	U. Denver	WCHA	30	2	12	14	24
1989-90	U. Denver	WCHA	42	4	17	21	34

SHAWN MCEACHERN

Center/Left Shot 6'1" 180 lbs.
 February 28, 1969 Waltham, Mass.

Pittsburgh's 6th round choice in 1987 Entry Draft

Season	Team	League	GP	G	A	PTS	PIM
1988-89	Boston U.	HE	36	20	28	48	32
1989-90	Boston U.	HE	43	25	31	56	78

TOM NEVERS

Center/Right Shot 6'1" 175 lbs.
 September 13, 1971 Edina, Minn.

Pittsburgh's 5th round choice in 1989 Entry Draft

Season	Team	League	GP	G	A	PTS	PIM
1987-88	Edina	USHS	26	19	12	31	UA
1988-89	Edina	USHS	21	19	18	37	UA
1989-90	Edina	USHS	23	21	25	46	UA

PAT SCHAFHAUSER

Defense/Left Shot 6'1" 195 lbs.
 July 27, 1971 St. Paul, Minn.

Pittsburgh's 7th round choice in 1989 Entry Draft

Season	Team	League	GP	G	A	PTS	PIM
1988-89	Hill-Murray	USHS	25	2	29	31	UA
1989-90	Boston College	HE	39	1	6	7	30

DAVE SHUTE

Center/Left Shot 5'11" 185 lbs.
 February 10, 1971 Carlisle, PA

Pittsburgh's 8th round choice in 1988 Entry Draft

Season	Team	League	GP	G	A	PTS	PIM
1987-88	Richfield	USHS	13	7	9	16	38
1988-89	Victoria	WHL	69	5	11	16	26
1989-90	Victoria	WHL	14	4	5	9	25
1989-90	Medicine Hat	WHL	48	13	15	28	56

1990 ENTRY DRAFT SELECTIONS

JAROMIR JAGR		RIGHT WING	6'2"	208 lbs.			
AGE: 18 (February 12, 1972)				BORN: Kladno, Czech.			
SHOOTS: Left				RD/OV: 1st/5th			
Season	Team	Lea.	GP	G	A	PTS	PIM
1988-89	Kladno	CSSR	39	8	10	18	—
1989-90	Kladno	CSSR	51	30	30	60	—

JOE DZIEDZIC		LEFT WING	6'3"	200 lbs.			
AGE: 18 (December 18, 1971)				BORN: Minneapolis, Minn.			
SHOOTS: Left				RD/OV: 3rd/61st			
Season	Team	Lea.	GP	G	A	PTS	PIM
1988-89	Edison High School	USHS	22	46	27	73	34
1989-90	Edison High School	USHS	17	29	19	48	0

CHRIS TAMER		DEFENSE	6'2"	185 lbs.			
AGE: 19 (November 17, 1970)				BORN: Dearborn, Mich.			
SHOOTS: Left				RD/OV: 4th/68th			
Season	Team	Lea.	GP	G	A	PTS	PIM
1988-89	Redford	NAJHL	31	6	13	19	79
1989-90	U of Michigan	CCHA	42	2	7	9	147

BRIAN FARRELL		CENTER	5'11"	182 lbs.			
AGE: 18 (April 16, 1972)				BORN: West Hartford, CT			
SHOOTS: Left				RD/OV: 5th/89th			
Season	Team	Lea.	GP	G	A	PTS	PIM
1988-89	Avon Old Farms	USHS	27	13	24	37	—
1989-90	Avon Old Farms	USHS	24	22	23	45	—

IAN MORAN		DEFENSE	5'11"	170 lbs.			
AGE: 18 (August 24, 1972)				BORN: Cleveland, Ohio			
SHOOTS: Right				RD/OV: 6th/107th			
Season	Team	Lea.	GP	G	A	PTS	PIM
1989-90	Belmont Hill	USHS	—	10	36	46	0

DENIS CASEY		GOALIE	5'10"	180 lbs.			
AGE: 19 (March 5, 1971)				BORN: Kelowna, B.C.			
CATCHES: Left				RD/OV: 6th/110th			
Season	Team	Lea.	GP	MIN	GA	SO	AVG
1989-90	Colorado College	WCHA	19	1059	75	0	4.15

MIKA VALILA		CENTER	6'0"	172 lbs.			
AGE: 20 (February 20, 1970)				BORN: Sodertalje, Sweden			
SHOOTS: Left				RD/OV: 7th/130th			
Season	Team	Lea.	GP	G	A	PTS	PIM
1989-90	Tappara	Sweden	44	8	16	24	16

1990 ENTRY DRAFT SELECTIONS

KEN PLAQUIN		DEFENSE	6'2"	190 lbs.					
AGE: 20 (February 22, 1970)				BORN: Calgary, Alberta					
SHOOTS: Left				RD/OV: 7th/131st					
Season	Team	Lea.	GP	G	A	PTS	PIM		
1988-89	Humboldt	SJHL	61	10	17	27	26		
1989-90	Michigan Tech	WCHA	33	2	13	15	20		

PAT NEATON		DEFENSE	6'0"	180 lbs.					
AGE: 19 (May 21, 1971)				BORN: Redford, Michigan					
SHOOTS: Left				RD/OV: 7th/145th					
Season	Team	Lea.	GP	G	A	PTS	PIM		
1989-90	U. of Michigan	CCHA	42	3	23	26	36		

PETTERI KOSKIMAKI		CENTER	6'1"	180 lbs.					
AGE: 19 (May 5, 1971)				BORN: Helsinki, Finland					
SHOOTS: Left				RD/OV: 8th/152nd					
Season	Team	Lea.	GP	G	A	PTS	PIM		
1988-89	HIFK	Finland	31	11	17	28	2		
1989-90	Boston University	H.E.	44	12	12	24	15		

LADISLAV KARABIN		LEFT WING	6'1"	189 lbs.					
AGE: 20 (February 16, 1970)				BORN: Bratislava, Czech.					
SHOOTS: Left				RD/OV: 9th/173rd					
Season	Team	Lea.	GP	G	A	PTS	PIM		
1989-90	Bratislava	CSSR	—	—	—	—	—		

TIMOTHY FINGERHUT		LEFT WING	6'0"	175 lbs.					
AGE: 19 (May 20, 1971)				BORN: Camden, New Jersey					
SHOOTS: Left				RD/OV: 10th/194th					
Season	Team	Lea.	GP	G	A	PTS	PIM		
1989-90	Canterbury H.S.	USHS	29	20	30	50	0		

MICHEAL THOMPSON		RIGHT WING	6'0"	202 lbs.					
AGE: 19 (February 1, 1971)				BORN: Montreal, Quebec					
SHOOTS: Right				RD/OV: 11th/215th					
Season	Team	Lea.	GP	G	A	PTS	PIM		
1989-90	Michigan State	CCHA	17	4	4	8	4		

BRIAN BRUININKS		DEFENSE	6'0"	180 lbs.					
AGE: 20 (March 30, 1970)				BORN: St. Paul, Minnesota					
SHOOTS: Right				RD/OV: 12th/236th					
Season	Team	Lea.	GP	G	A	PTS	PIM		
1988-89	Colorado College	WCHA	31	1	2	3	35		
1989-90	Colorado College	WCHA	30	3	7	10	8		

PITTSBURGH DRAFT SELECTIONS

RD	OVERALL	NAME	POSITION	TEAM
	2nd	Steve Rexe		Belleville
	11th	Bob Smith	C	Sault Ste. Marie
	4th	Gary Swain	LW	Niagara Falls
	14th	Ron Snell	RW	Regina
	21st	Dave Simpson		Westport
			1969	
1.		No Choice — Traded to Boston for Jean Pronovost		
2.	15th	Rick Kessel	C	Oshawa Generals
3.	26th	Michel Briere	C	Shawinigan Falls
4.	38th	Yvon Labre	D	Toronto Marlboros
5.	50th	Rusty Patenaude	RW	Calgary Centennials
6.	62nd	Paul Hoganson	G	Toronto Marlboros
			1970	
1.	7th	Greg Polis	LW	Estevan Bruins
2.	21st	John Stewart	LW	Flin Flon Bombers
3.	35th	Larry Bignell	D	Edmonton Oil Kings
4.	49th	Connie Forey	LW	Ottawa 67s
5.	63rd	Steve Cardwell	LW	Oshawa Generals
6.	77th	Bob Fitchener	C	Brandon Wheat Kings
7.	90th	Jim Perarson	D	St. Catharines Black Hawks
8.	112th	Cam Newton	G	Kitchener Rangers
9.	120th	Ron Lemieux	RW	Dauphin Jrs.
			1971	
1.	4th	No Choice — Traded to St. Louis for Ron Schock		
2.	18th	Brian McKenzie	C	St. Catharines Black Hawks
3.	32nd	Joe Noris	D	Toronto Marlboros
4.	46th	Gerry Methe	D	Oshawa Generals
5.	60th	Dave Murphy	G	North Dakota University
6.	74th	Ian Williams	RW	Notre Dame University
7.	88th	Doug Elliott	D	Harvard University
			1972	
1.	8th	No Choice — Traded to Minnesota for Bob Woytowich		
2.	24th	Jack Lynch	D	Oshawa Generals
2.	30th	Bernie Lukowich	LW	New Westminster Bruins
		(Choice acquired from New York Rangers)		
3.	40th	Denis Herron	G	Trois Rivières Ducs
4.	56th	Ron Lalonde	C	Peterborough Petes
5.	72nd	Brian Walker	C	Calgary Centennials
6.	88th	Jeff Ablett	LW	Medicine Hat Tigers
7.	104th	D'Arcy Keating	D	Notre Dame University
8.	120th	Yves Bergeron	RW	Shawinigan Bruins
9.	136th	Jay Babcock	LW	London Knights
10.	149th	Don Atchison	G	Saskatoon Blades
			1973	
1.	7th	Blaine Stoughton	RW	Flin Flon Bombers
2.	23rd	Wayne Bianchin	LW	Flin Flon Bombers
2.	27th	Colin Campbell	D	Peterborough Petes
		(Choice acquired from Detroit for Roy Edwards)		
3.	39th	No Choice — Traded to Detroit for Andy Brown		
4.	55th	Dennis Owchar	D	Toronto Marlboros
5.	71st	Guido Tenesi	D	Oshawa Generals
6.	87th	Don Seiling	LW	Oshawa Generals
7.	103rd	Terry Ewasziuk	LW	Victoria Cougars
8.	119th	Fred Comrie	C	Edmonton Oil Kings
9.	134th	Gord Lane	D	New Westminster Royals
10.	150th	Randy Aimoe	D	Medicine Hat Tigers
11.	164th	Don McLeod	C	Saskatoon Blades
			1974	
1.	8th	Pierre Larouche	C	Sorel Black Hawks
2.	26th	No Choice — Traded to St. Louis with Bryan Watson and Greg Polis for Bob Kelly, Steve Durbano and Ab DeMarco		
2.	27th	Jacques Cossette	RW	Sorel Black Hawks
		(Choice acquired from Detroit for Roy Edwards)		
3.	44th	No Choice — Traded to Detroit for Nelson DeBenedet)		
4.	62nd	Mario Faubert	D	St. Louis University
5.	80th	Bruce Aberhart	G	London Knights
6.	98th	William Schneider	LW	Minnesota University
7.	116th	Robbie Laird	LW	Regina Pats
8.	133rd	Larry Finck	D	St. Catharine's Black Hawks
9.	150th	Jim Chicoyne	D	Brandon Wheat Kings

RD	OVERALL	NAME	POSITION	TEAM
1974 (continued)				
10.	166th	Rick Uhrich	RW	Regina Pats
11.	181st	Serge Gamelin	RW	Sorel Black Hawks
12.	195th	Richard Perron	D	Quebec Ramparts
13.	206th	Richard Hindmarch	RW	Calgary University
14.	216th	William Davis	D	Colgate University
15.	223rd	J. D. Mathers	D	Northeastern University
1975				
1.	13th	Gordon Laxton	G	New Westminster Bruins
2.	31st	Russ Anderson	D	University of Minnesota
3.	49th	Paul Baxter	D	Winnipeg Clubs
4.	67th	Stu Younger	LW	Michigan Tech
5.	85th	Kim Clackson	D	Victoria Cougars
6.	103rd	Peter Morris	LW	Victoria Cougars
7.	121st	Mike Will	C	Edmonton Oil Kings
8.	139th	Tapio Levo	D	Finlands Nationals
9.	155th	Bryon Shutt	LW	Bowling Green University
10.	170th	Frank Salive	G	Peterborough Petes
11.	185th	John Glynn	D	Vermont University
12.	196th	Lex Hudson	D	Denver University
13.	202nd	Dan Tsubouchi	RW	St. Louis University
14.	206th	Bronislav Stankovsky	LW	Fargo-Moorhead
15.	217th	Kelly Secord	RW	New Westminster Bruins
1976				
1.	2nd	Blair Chapman	RW	Saskatoon Blades
(Choice acquired from Kansas City with Simon Nolet and Ed Gilbert for Steve Durbano and Chuck Arnason)				
1.	11th	No Choice — Traded to Kansas City with Steve Durbano and Chuck Arnason for Simon Nolet and Ed Gilbert		
2.	19th	Greg Malone	C	Oshawa Generals
2.	29th	Peter Marsh	RW	Sherbrooke Beavers
3.	47th	Morris Lukowich	LW	Medicine Hat Tigers
4.	65th	Greg Redquest	G	Kingston Canadiens
5.	83rd	Brendan Lowe	D	Sherbrooke Beavers
6.	101st	Vic Sirko	D	Oshawa Generals
1977				
1.	12th	No Choice — Traded to Toronto for Rick Kehoe		
2.	30th	Jim Hamilton	LW	London Knights
3.	48th	Kim Davis	LW	Flin Flon Bombers
4.	66th	Mark Johnson	C	University of Wisconsin
5.	84th	No Choice — Traded to Los Angeles for Mike Corrigan		
6.	102nd	Greg Millen	G	Peterborough Petes
1978				
1.	7th	No Choice — Traded to Philadelphia for Orest Kindrachuk, Ross Lonsberry and Tom Bladon		
2.	25th	Mike Meeker	RW	Peterborough Petes
3.	43rd	No Choice — Traded to Montreal for Don Awrey		
4.	60th	No Choice — Traded to NY Rangers for Dunc Wilson		
4.	61st	Shane Pearsall	LW	Ottawa 67s
(Choice acquired from Los Angeles with Dave Schultz and Gene Carr for Syl Apps and Hartland Monahan)				
5.	75th	Rob Garner	C	Toronto Marlboros
1979				
1.	10th	No Choice — Traded to Washington for Hartland Monahan		
2.	31st	Paul Marshall	LW	Brantford Alexanders
3.	52nd	Bennett Wolf	D	Kitchener Rangers
4.	73rd	Brian Cross	D	Brantford Alexanders
5.	94th	Nick Ricci	G	Niagara Falls Flyers
6.	115th	Marc Chorney	D	North Dakota University
1980				
1.	9th	Mike Bullard	C	Brantford Alexanders
2.	30th	No Choice — Traded to Chicago for Dale Talon		
3.	51st	Randy Boyd	D	Ottawa 67s
4.	72nd	Tony Feltrin	D	Victoria Cougars
5.	93rd	Doug Shedden	RW	Sault Ste. Marie
6.	114th	Pat Graham	LW	Niagara Falls Flyers
(No Choice — Traded to Winnipeg for future considerations)				
7.	135th	Robert Geale	C	Portland Winter Hawks
8.	156th	Brian Lundberg	D	University of Michigan
9.	177th	Steve McKenzie	D	St. Albert Saints
10.	198th			
1981				
1.	7th	No Choice — Traded to Montreal for Rod Schutt		
2.	28th	Steve Gatzos	RW	Sault Ste. Marie
3.	49th	Tom Thornbury	D	Niagara Falls Flyers
4.	70th	Norm Schmidt	D	Oshawa Generals
5.	91st	No Choice — Traded to Washington for Gary Rissling		
6.	109th	Paul Edwards	D	Oshawa Generals
(Choice acquired from Hartford for Gilles Lupien)				

RD	OVERALL	NAME	POSITION	TEAM
1981 (continued)				
6.	112th	ROD BUSKAS	D	Medicine Hat Tigers
7.	133rd	Geoff Wilson	RW	Winnipeg Monarchs
8.	154th	Mitch Lamoureux	C	Oshawa Generals
9.	175th	Dean DeFazio	LW	Brantford Alexanders
10.	196th	Dave Hannan	C	Brantford Alexanders
1982				
1.	10th 31st	Rich Sutter	RW	Lethbridge Broncos
		No Choice — Traded to Montreal with Denis Herron for Pat Hughes and Rob Holland		
2.	38th	Tim Hrynewich	LW	Sudbury Wolves
		(Choice acquired from Minnesota for Mark Johnson)		
3.	52nd	TROY LONEY	LW	Lethbridge Broncos
4.	73rd	No Choice — Traded to Toronto for Paul Harrison		
5.	94th	Grant Sasser	C	Portland Winter Hawks
6.	115th	No Choice — Traded to Toronto for Greg Hotham		
7.	136th	Grant Couture	D	Lethbridge Broncos
8.	157th	Peter Derksen	LW	Portland Winter Hawks
9.	178th	Greg Gravel	C	Windsor Spitfires
10.	199th	Stu Wenaas	D	Winnipeg Warriors
11.	220th	Chris McCauley	RW	London Knights
12.	241st	Stan Bautch	G	Hibbing, Minn. H.S.
1983				
1.	1st	No Choice — Traded to Minnesota with George Ferguson for Ron Meighan and Anders Hakansson		
1.	15th	BOB ERREY	LW	Peterborough Petes
		(Choice acquired from Minnesota with Anders Hakansson and Ron Meighan for George Ferguson)		
2.	22nd	Todd Charlesworth	D	Oshawa Generals
3.	43rd	No Choice — Traded to Montreal for Gilles Lupien		
3.	58th	Mike Rowe	D	Toronto Marlboros
		(Choice acquired from Montreal for Gilles Lupien)		
4.	63rd	FRANK PIETRANGELO	G	University of Minnesota
5.	83rd	No Choice — Traded to Toronto with Paul Marshall and Kim Davis for Paul Gardner and Dave Burrows		
6.	103rd	Pat Emond	C	Hull Olympics
7.	123rd	Paul Ames	D	Billerica, Mass. H.S.
8.	143rd	No Choice — Traded to Hartford with Russ Anderson for Rick MacLeish		
9.	163rd	Marty Ketola	RW	Cloquet, Minn. H.S.
10.	183rd	Alec Haidy	RW	Sault Ste. Marie
11.	203rd	Garth Hildrebrand	LW	Calgary Centennials
12.	223rd	Dave Goertz	D	Regina Pats
1984				
1.	1st	MARIO LEMIEUX	C	Laval Voisons
1.	9th	Doug Bodger	D	Kamloops Blazers
		(Choice acquired from Winnipeg with Moe Mantha for Randy Carlyle)		
1.	16th	Roger Belanger	RW	Kingston Canadiens
		(Choice acquired from Philadelphia as part of Rich Sutter deal)		
2.	22nd	No Choice — Traded to Philadelphia as part of Rich Sutter deal		
3.	43rd	No Choice — Traded to Philadelphia as part of Rich Sutter deal		
3.	58th	No Choice — Traded to Vancouver for Kevin McCarthy		
4.	64th	Mark Teevans	RW	Peterborough Petes
5.	85th	Arto Javanainen	RW	Finland
6.	106th	No Choice — Traded to Edmonton with Kevin McClelland for Tom Roulston		
7.	127th	Tom Ryan	D	Newton North H.S.
8.	148th	No Choice — Traded to St. Louis for Gary Edwards		
9.	169th	John Del Col	LW	Toronto Marlboros
10.	189th	Steve Hurt	RW	Hill Murray, Minn. H.S.
11.	210th	Jim Steen	C	Moorhead, Minn. H.S.
12.	250th	Mark Ziliootto	LW	Streetsville Jr. "B"
1985				
1.	2nd	Craig Simpson	C	Michigan State
2.	23rd	Lee Giffin	RW	Oshawa Generals
3.	44th	No Choice — Traded to Montreal for Denis Herron		
3.	58th	BRUCE RACINE	G	Northeastern University
		(Choice acquired from Hartford for Greg Malone)		
4.	65th	No Choice — Traded to Boston for Randy Hillier		
5.	86th	Steve Gotaas	C	Prince Albert Raiders
6.	107th	Kevin Clemens	LW	Regina Pats
6.	114th	Stuart Marston	D	Longueuil
		(Choice acquired from Los Angeles for Marc Chomey)		
7.	128th	Steve Titus	G	Cornwall Royals
8.	149th	PAUL STANTON	D	Catholic Memorial, Mass. H.S.
9.	170th	JIM PAEK	D	Oshawa Generals
10.	191st	Steve Shaunessy	D	Reading H.S.
11.	212th	Doug Greschuk	D	St. Albert
12.	233rd	Greg Choules	LW	Chicoutimi
1986				
1.	4th	ZARLEY ZALAPSKI	D	Team Canada
2.	25th	Dave Capuano	C	Mt. St. Charles H.S.

RD	OVERALL	NAME	POSITION	TEAM
1986 (continued)				
3.	46th	BRAD AITKEN	LW	Sault Ste. Marie
4.	67th	ROB BROWN	C	Kamloops Blazers
5.	88th	SANDY SMITH	C	Brainerd, Minn. H.S.
6.	109th	JEFF DANIELS	LW	Oshawa Generals
7.	130th	Doug Hobson	D	Prince Albert Raiders
8.	151st	Steve Rohlik	LW	Hill Murray H.S.
9.	172nd	Dave McLwain	C	North Bay Centennials
10.	193rd	Kelly Cain	C	London Knights
11.	214th	Stan Drulia	RW	Belleville Bulls
12.	235th	Rob Wilson	D	Sudbury Wolves
1987				
1.	5th	Chris Joseph	D	Seattle Thunderbirds
2.	26th	Richard Tabaracci	G	Cornwall Royals
3.	47th	JAMIE LEACH	RW	Hamilton Steelhawks
4.	68th	Risto Kurkinen	LW	Jypt, Finland
5.	89th	JEFF WAVER	D	Hamilton Steelhawks
6.	110th	SHAWN MCEACHERN	C	Matigon, Mass. H.S.
7.	131st	JIM BODDEN	C	Chatham Jr. "B"
8.	152nd	JIRI KUCERA	RW	Dukla Jihlava
9.	173rd	JACK MACDOUGALL	RW	New Prep, Mass.
10.	194th	DARYN MCBRIDE	C	Denver University
11.	215th	MARK CARLSON	LW	Philadelphia Jrs.
12.	236th	Ake Liljebjorn	G	Brynäs, Finland
1988				
1.	4th	Darrin Shannon	LW	Windsor Spitfires
2.	25th	MARK MAJOR	LW	North Bay Centennials
3.	62nd	DANIEL GAUTHIER	LW	Victoriaville Tigers
		Choice acquired from Montreal in Perry Ganchar deal		
4.	67th	MARK RECCHI	C	Kamloops Blazers
5.	88th	GREG ANDRUSAK	D	University of Minnesota
6.		No Choice — Traded to Los Angeles with Chris Kontos for Bryan Erickson		
7.	130th	TROY MICK	LW	Portland Winter Hawks
8.	151st	JEFF BLAESER	LW	St. John's Prep
9.	172nd	Rob Gaudreau	RW	Bishop Hendricken
10.	193rd	DON PANCOE	LW	Hamilton Steelhawks
11.	214th	CORY LAYLIN	LW	St. Cloud Apollo
12.	235th	DARREN STOLK	D	Lethbridge Hurricanes
1989				
1.	16th	JAMIE HEWARD	RW	Regina Pats
2.	37th	PAUL LAUS	D	Niagara Falls Thunder
3.	58th	JOHN BRILL	RW	Grand Rapids High School
4.	79th	TODD NELSON	D	Prince Albert Raiders
5.	100th	TOM NEVERS	C	Edina High School
6.	121st	MIKE MARKOVICH	D	U. of Denver
7.	126th	MIKE NEEDHAM	RW	Kamloops Blazers
8.	142nd	PAT SCHAFFHAUSER	D	Hill-Murray High School
9.	163rd	DAVE SHUTE	C	Victoria Cougars
10.	184th	Andrew Wolf	D	Victoria Cougars
11.	205th	GREG HAGEN	RW	Hill-Murray High School
12.	226th	SCOTT FARRELL	D	Spokane Chiefs
12.	247th	JASON SMART	C	Saskatoon Blades

CODE: BOLD FACE - Player's NHL rights owned by Pittsburgh.

MUSKEGON LUMBERJACKS

1990-91 SCHEDULE

Fri. Oct. 5	at Indianapolis	Sun. Jan. 20	at Ft. Wayne
Sat. Oct. 6	PHOENIX	Fri. Jan. 25	PEORIA
Sat. Oct. 13	INDIANAPOLIS	Sat. Jan. 26	INDIANAPOLIS
Sun. Oct. 14	at Peoria	Tues. Jan. 29	at San Diego
Fri. Oct. 19	at Kalamazoo	Wed. Jan. 30	at San Diego
Sat. Oct. 20	SALT LAKE	Fri. Feb. 1	at Indianapolis
Wed. Oct. 24	at Milwaukee	Sat. Feb. 2	at Albany
Fri. Oct. 26	at Kalamazoo	Sun. Feb. 3	at Albany
Sat. Oct. 27	KANSAS CITY	Tues. Feb. 5	at Albany
Thu. Nov. 1	at Phoenix	Fri. Feb. 8	PEORIA
Fri. Nov. 2	at Phoenix	Sat. Feb. 9	KALAMAZOO
Sat. Nov. 3	ALBANY	Sun. Feb. 10	at Ft. Wayne
Fri. Nov. 9	ALBANY	Wed. Feb. 13	at Milwaukee
Sat. Nov. 10	FT. WAYNE	Fri. Feb. 15	at Kalamazoo
Mon. Nov. 12	at Albany	Sat. Feb. 16	INDIANAPOLIS
Wed. Nov. 14	at Albany	Sun. Feb. 17	KALAMAZOO
Fri. Nov. 16	at Indianapolis	Wed. Feb. 20	at Salt Lake
Sat. Nov. 17	MILWAUKEE	Fri. Feb. 22	at Salt Lake
Tue. Nov. 20	at Milwaukee	Sat. Feb. 23	KALAMAZOO
Thu. Nov. 22	SAN DIEGO	Sun. Feb. 24	at Ft. Wayne
Fri. Nov. 23	at Indianapolis	Fri. Mar. 1	MILWAUKEE
Sat. Nov. 24	ALBANY	Sat. Mar. 2	KALAMAZOO
Fri. Nov. 30	at Kalamazoo	Sun. Mar. 3	at Peoria
Sat. Dec. 1	KALAMAZOO	Wed. Mar. 6	at Peoria
Fri. Dec. 7	at Ft. Wayne	Fri. Mar. 8	at Indianapolis
Sat. Dec. 8	KANSAS CITY	Sat. Mar. 9	KALAMAZOO
Tue. Dec. 11	at Kansas City	Sun. Mar. 10	INDIANAPOLIS
Wed. Dec. 12	at Kansas City	Fri. Mar. 15	PHOENIX
Fri. Dec. 14	at Kalamazoo	Sat. Mar. 16	SALT LAKE
Sat. Dec. 15	KANSAS CITY	Sun. Mar. 17	at Kalamazoo
Fri. Dec. 21	FT. WAYNE	Fri. Mar. 22	FT. WAYNE
Sat. Dec. 22	at Ft. Wayne	Sat. Mar. 23	PEORIA
Fri. Dec. 28	FT. WAYNE	Sun. Mar. 24	INDIANAPOLIS
Sat. Dec. 29	SAN DIEGO		in Pittsburgh
Mon. Dec. 31	at Kalamazoo	Thu. Mar. 28	at Ft. Wayne
Fri. Jan. 4	at Indianapolis	Fri. Mar. 29	FT. WAYNE
Sat. Jan. 5	KALAMAZOO	Sat. Mar. 30	INDIANAPOLIS
Sun. Jan. 6	at Milwaukee	Wed. Apr. 3	at Kalamazoo
Fri. Jan. 11	FT. WAYNE	Fri. Apr. 5	INDIANAPOLIS
Sat. Jan. 12	KALAMAZOO	Sat. Apr. 6	FT. WAYNE
Fri. Jan. 18	ALBANY	Sun. Apr. 7	at Ft. Wayne

HOME GAMES IN CAPS

Home Starting Times: Mon.-Thu. (7:00 PM)
 Fri.-Sat. (7:30 PM)
 Sun. (2:00 PM)

MUSKEGON 1989-90 TEAM HIGHLIGHTS

- Reached the Turner Cup Playoffs for the fifth time in last six seasons;
- Won sixth straight IHL Eastern Division championship;
- Won third straight Huber Trophy (Regular season champions);
- Reached 50-win and 100-point plateau for the third straight season and for the fifth time in the last six seasons.

1989-90 MUSKEGON LUMBERJACKS SCORING

NAME	REGULAR SEASON					PLAYOFFS				
	GP	G	A	PTS	PIM	GP	G	A	PTS	PIM
Dave Michayluk	79	51	51	102	80	15	8	14	22	10
Scott Gruhl	80	41	51	92	206	15	8	6	14	26
Perry Ganchar	79	40	45	85	111	14	3	5	8	27
Dan Frawley	82	31	47	78	165	15	9	12	21	51
Jock Callander	46	29	49	78	118	15	6	14	20	54
Jeff Daniels	80	30	47	77	39	6	1	1	2	7
Jamie Leach	72	22	36	58	39	15	9	4	13	14
Richard Zemlak	61	17	39	56	263	14	3	4	7	105
Jim Paek	81	9	41	50	115	15	1	10	11	41
Mike Mersch	82	10	38	48	161	15	1	4	5	41
Mitch Wilson	63	13	24	37	283	15	1	4	5	97
Glenn Mulvenna	52	14	21	35	17	11	2	3	5	0
Brad Aitken	46	10	23	33	172	—	—	—	—	—
Paul Stanton	77	5	27	32	61	15	2	4	6	21
Mark Kachowski	62	23	8	31	129	12	2	4	6	41
Dave Capuano	27	15	15	30	22	—	—	—	—	—
Randy Taylor	63	2	22	24	29	15	0	5	5	8
Dave Goertz	51	3	18	21	64	—	—	—	—	—
Brian Wilks	15	6	11	17	10	15	7	10	17	41
Duane Joyce	13	3	10	13	8	12	3	7	10	13
Mark Recchi	4	7	4	11	2	—	—	—	—	—
Darren Stolk	65	3	3	6	59	6	1	0	1	2
Chris Dahlquist	6	1	1	2	8	—	—	—	—	—
Bruce Racine	49	0	2	2	0	9	0	1	1	0
Jeff Waver	4	0	2	2	2	—	—	—	—	—
Sandy Smith	3	1	0	1	0	—	—	—	—	—
Doug Hobson	9	0	1	1	4	—	—	—	—	—
Chris Clifford	23	0	0	0	12	6	0	0	0	2
Frank Pietrangelo	12	0	0	0	6	—	—	—	—	—

GOALTENDING

(REGULAR SEASON)						
NAME	GP	MIN	GA	SO	AVG	W-L-(SL)
Frank Pietrangelo	12	691	38	1	3.30	9-2-(1)
Chris Clifford	23	1352	77	0	3.42	17-4-(1)
Bruce Racine	49	2911	182	1	3.75	29-15-(4)
TOTALS	82	4954	297	2	3.59	55-21-(6)

(PLAYOFFS)						
NAME	GP	MIN	GA	SO	AVG	W-L
Bruce Racine	9	566	32	0	3.39	5-4
Chris Clifford	6	360	24	0	4.00	3-3
TOTALS	15	926	56	0	3.64	8-7

INTERNATIONAL HOCKEY LEAGUE STANDINGS 1989-90

EAST DIVISION	GP	W	L	OTL	PTS	GF	GA
MUSKEGON	82	55	21	6	116	389	304
Kalamazoo	82	53	23	6	112	389	311
Flint	82	40	36	6	86	326	358
Ft. Wayne	82	37	34	11	85	316	345
WEST DIVISION	GP	W	L	OTL	PTS	GF	GA
Indianapolis	82	53	21	8	114	315	237
Salt Lake	82	37	36	9	83	326	311
Milwaukee	82	36	39	7	79	316	370
Peoria	82	31	38	13	75	317	378
Phoenix	82	27	44	11	65	314	394

(Teams get one point for an overtime loss.)

TURNER CUP PLAYOFFS

QUARTER-FINALS

MUSKEGON defeated Ft. Wayne (4-1)

Kalamazoo defeated Flint (4-0)

Indianapolis defeated Peoria (4-1)

Salt Lake defeated Milwaukee (4-2)

SEMI-FINALS

MUSKEGON defeated Kalamazoo (4-2)

Indianapolis defeated Salt Lake (4-1)

FINALS

Indianapolis defeated MUSKEGON (4-0) to win the Turner Cup

AMERICAN HOCKEY LEAGUE STANDINGS 1989-90

SOUTHERN DIVISION	GP	W	L	T	PTS	GF	GA
Rochester	80	43	28	9	95	337	286
Adirondack	80	42	27	11	95	330	304
Baltimore	80	43	30	7	93	302	265
Utica	80	44	32	4	92	354	315
Newmarket	80	31	33	16	78	305	318
Hershey	80	32	38	10	74	298	296
Binghamton	80	11	60	9	31	229	366
NORTHERN DIVISION	GP	W	L	T	PTS	GF	GA
Sherbrooke	80	45	23	12	102	301	247
Cape Breton	80	39	34	7	85	317	306
Springfield	80	38	38	4	80	317	310
Halifax	80	37	37	6	80	317	300
Maine	80	31	38	11	73	294	317
Moncton	80	33	42	5	71	265	303
New Haven	80	32	41	7	71	283	316

CALDER CUP PLAYOFFS

QUARTER-FINALS

Sherbrooke defeated Halifax (4-2)

Springfield defeated Cape Breton (4-2)

Rochester defeated Utica (4-1)

Baltimore defeated Adirondack (4-2)

SEMI-FINALS

Springfield defeated Sherbrooke (4-2)

Rochester defeated Baltimore (4-2)

FINALS

Springfield defeated Rochester (4-2) for the Calder Cup

1990-91 PITTSBURGH PENGUINS ROSTER

FORWARDS	HGT	WGT	PLACE OF BIRTH	DATE
AITKEN, Brad (LW)	6-2	200	Scarborough, Ont.	10/30/67
BOURQUE, Phil (LW)	6-1	196	Chelmsford, Mass.	6/8/62
BROWN, Rob (RW)	5-11	185	Kingston, Ont.	4/10/68
CALLANDER, Jock (RW)	6-1	188	Regina, Sask.	4/23/61
CAUFIELD, Jay (RW)	6-4	235	Philadelphia, Pa.	7/17/60
CULLEN, John (C)	5-10	187	Puslinch, Ont.	8/2/64
DANIELS, Jeff (LW)	6-1	200	Oshawa, Ont.	6/24/68
ERREY, Bob (LW)	5-10	182	Montreal, Que.	9/21/64
GARDNER, Joel (C)	6-0	175	Petrolia, Ont.	9/16/67
GILHEN, Randy (C/LW)	6-0	190	Zwiebrücken, W. Germany	6/13/63
HEWARD, Jamie (RW)	6-2	183	Regina, Sask.	3/30/71
JAGR, Jaromir (RW)	6-2	208	Kladno, Czech.	2/15/72
KACHOWSKI, Mark (LW)	5-11	200	Edmonton, Alta.	2/20/65
LEACH, Jamie (RW)	6-1	207	Winnipeg, Man.	8/25/69
LEMIEUX, Alain (C)	6-0	185	Montreal, Que.	5/24/61
LEMIEUX, Mario (C)	6-4	210	Montreal, Que.	10/5/65
LONEY, Troy (LW)	6-3	210	Bow Island, Alta.	9/21/63
MAJOR, Mark (LW)	6-3	223	Toronto, Ont.	3/20/70
MICHAYLUK, Dave (LW)	5-10	189	Wakaw, Sask.	5/18/62
MULVENNA, Glenn (C)	5-11	187	Calgary, Alta.	2/18/67
MULLEN, Joe (RW)	5-9	180	New York, NY	2/25/57
NEEDHAM, Mike (RW)	5-10	185	Calgary, Alta.	4/4/70
PEDERSON, Barry (C)	5-11	185	Big River, Sask.	3/13/61
RECCHI, Mark (RW)	5-10	185	Kamloops, B.C.	2/1/68
SMART, Jason (C)	6-4	212	Prince George, B.C.	1/23/70
SMITH, Sandy (RW)	5-11	200	Brainerd, Minn.	10/23/67
STEVENS, Kevin (LW)	6-3	215	Brockton, Mass.	4/15/65
TANTI, Tony (RW)	5-9	184	Toronto, Ont.	9/7/63
TROTTIER, Bryan (C)	5-11	195	Val Marie, Sask.	7/17/56
WILSON, Mitch (RW)	5-8	199	Kelowna, B.C.	2/15/62
DEFENSE	HGT	WGT	PLACE OF BIRTH	DATE
BUSKAS, Rod (RD)	6-1	207	Wetaskiwin, Alta.	1/7/61
COFFEY, Paul (LD)	6-1	205	Weston, Ont.	6/1/61
DAHLQUIST, Chris (LD)	6-1	196	Fridley, Minn.	12/14/62
DELORME, Gilbert (RD)	6-1	200	Boucherville, Que.	11/25/62
DINEEN, Gord (RD)	6-0	195	Toronto, Ont.	9/21/62
HILLIER, Randy (RD)	6-1	192	Toronto, Ont.	3/30/60
JOHNSON, Jim (LD)	6-1	190	New Hope, Minn.	8/9/62
KYTE, Jim (LD)	6-5	210	Ottawa, Ont.	3/21/64
MERSH, Mike (LD)	6-2	210	Skokie, Ill.	9/24/64
PAEK, Jim (LD)	6-1	194	Seoul, Korea	4/7/67
STANTON, Paul (RD)	6-0	193	Boston, Mass.	6/22/67
STOLK, Darren (LD)	6-4	210	Taber, Alta.	7/22/68
ZALAPSKI, Zarley (RD)	6-1	212	Edmonton, Alta.	4/22/68
GOALTENDERS	HGT	WGT	PLACE OF BIRTH	DATE
BARRASSO, Tom	6-3	212	Boston, Mass.	3/31/65
CLIFFORD, Chris	5-9	167	Kingston, Ont.	5/26/66
PIETRANGELO, Frank	5-10	185	Niagara Falls, Ont.	12/17/64
RACINE, Bruce	6-0	178	Cornwall, Ont.	8/9/66
YOUNG, Wendell	5-9	183	Halifax, N.S.	8/1/63

1990-91 PITTSBURGH PENGUINS ROSTER

AGE	1989-90 CLUB	GP	G	A	PTS	PIM
22	Muskegon (IHL)	46	10	23	33	172
	Fort Wayne (IHL)	13	5	2	7	57
28	Pittsburgh (NHL)	76	22	17	39	108
22	Pittsburgh (NHL)	80	33	47	80	102
29	Pittsburgh (NHL)	30	4	7	11	49
	Muskegon (IHL)	46	29	49	78	118
30	Pittsburgh (NHL)	37	1	2	3	123
26	Pittsburgh (NHL)	72	32	60	92	138
22	Muskegon (IHL)	80	30	47	77	39
25	Pittsburgh (NHL)	78	20	19	39	109
23	Colgate (ECAC)	38	26	36	62	62
27	Pittsburgh (NHL)	61	5	11	16	54
19	Regina (WHL)	72	14	44	58	42
18	Kladno (Czech)	51	30	30	60	UA
25	Pittsburgh (NHL)	14	0	1	1	40
	Muskegon (IHL)	62	23	8	31	129
21	Pittsburgh (NHL)	10	0	3	3	0
	Muskegon (IHL)	72	22	36	58	39
29	Did Not Play					
25	Pittsburgh (NHL)	59	45	78	123	78
26	Pittsburgh (NHL)	67	11	16	27	168
20	Kingston (OHL)	62	29	32	61	168
28	Muskegon (IHL)	79	51	51	102	80
23	Muskegon (IHL)	52	14	21	35	17
	Ft. Wayne (IHL)	6	2	5	7	2
33	Calgary (NHL)	78	36	33	69	26
20	Kamloops (WHL)	60	59	66	125	75
29	Pittsburgh (NHL)	38	4	18	22	29
	Vancouver (NHL)	16	2	7	9	10
22	Pittsburgh (NHL)	74	30	37	67	44
	Muskegon (IHL)	4	7	4	11	2
20	Saskatoon (WHL)	66	27	48	75	187
22	Muskegon (IHL)	3	1	0	1	0
	U. Minn.—Duluth (WCHA)	39	15	16	31	53
25	Pittsburgh (NHL)	76	29	41	70	171
27	Pittsburgh (NHL)	37	14	18	32	50
	Vancouver (NHL)	41	14	18	32	22
34	NY Islanders (NHL)	59	13	11	24	29
28	Muskegon (IHL)	63	13	24	37	283

AGE	1989-90 CLUB	GP	G	A	PTS	PIM
29	Pittsburgh (NHL)	6	0	0	0	13
	Vancouver (NHL)	17	0	3	3	36
29	Pittsburgh (NHL)	80	29	74	103	95
27	Pittsburgh (NHL)	62	4	10	14	56
	Muskegon (IHL)	6	1	1	2	8
27	Pittsburgh (NHL)	54	3	7	10	44
27	Pittsburgh (NHL)	69	1	8	9	125
30	Pittsburgh (NHL)	68	1	23	24	141
28	Pittsburgh (NHL)	75	3	13	16	154
26	Pittsburgh (NHL)	56	3	1	4	125
25	Muskegon (IHL)	82	10	38	48	161
23	Muskegon (IHL)	81	9	41	50	115
23	Muskegon (IHL)	77	5	27	32	61
22	Muskegon (IHL)	65	3	3	6	59
22	Pittsburgh (NHL)	51	6	25	31	37

AGE	1989-90 CLUB	GP	MP	GA	SO	AVG.
25	Pittsburgh (NHL)	24	1294	101	0	4.68
24	Muskegon (IHL)	23	1352	77	0	3.42
	Virginia (ECHL)	10	547	16	0	1.75
25	Pittsburgh (NHL)	21	1066	77	0	4.33
	Muskegon (IHL)	12	691	38	1	3.30
24	Muskegon (IHL)	49	2911	182	1	375
27	Pittsburgh (NHL)	43	2318	161	1	4.17

MARIO LEMIEUX

Mario Lemieux has provided hockey fans with some of the most exciting moments in hockey. In only six NHL seasons, he has emerged as one of the league leaders prominently listed throughout the NHL record books.

PITTSBURGH PENGUINS CLUB RECORDS

- Most goals (85), assists (114) and points (199) in a season
- Most goals (5), assists (6-tied) and points (8-twice) in a game
- Most hat tricks in a season (9) and career (25)
- Ranks first among all-time Penguins players in goals (345), assists (493), points (838), power-play goals (114) and shorthanded goals (26)
- Ranks second in club history with 29 game-winning goals
- Ranks 10th on the Penguins' all-time games played list with 427

NATIONAL HOCKEY LEAGUE RECORDS & CAREER NOTES

- Most shorthanded goals in a season with 13 in 1988-89
- Leads the league in career OT points with 14 and is tied for the lead in career OT goals with 7 (Jari Kurri)
- His 85 goals in 1988-89 is the 3rd highest single season total in NHL history
- His 97 total goals in 1988-89 was tied for the 2nd highest goal total in one season
- Ranks 61st among all-time NHL players with 345 career goals and has the highest goals-per-game average in league history (.808)
- Ranks 52nd among all-time NHL players in scoring with 838 points through 427 games, giving him the 2nd best points-per-game average in NHL history
- Ranks 49th among all-time NHL players with 493 assists and has the 2nd best assists-per-game average (1.15)
- He is only the 2nd player in NHL history to score 70 or more goals in two different seasons (87-88 & 88-89)
- He is only the 3rd player in NHL history to record 100 or more assists in a single season (Bobby Orr & Wayne Gretzky)
- He is only the 3rd player in NHL history to record 30 or more power-play goals in a season (Tim Kerr & Joe Nieuwendyk)
- Is 5 for 5 in career penalty shots
- In 1987 Canada Cup, he led all tournament players with 11 goals and ranked second in points with 18 through nine games . . . recorded four game-winning goals including two game-winners vs USSR in the finals
- In 5 of his 6 seasons, Mario has scored the Penguins' last regular-season goal, missing only during his rookie year (3 of 5 goals were in OT).

AN NHL FIRST

- In a 5-goal effort vs New Jersey on Dec. 31, 1988 he recorded one of each type of goal possible with an even strength, power play, shorthanded, penalty shot and empty net goal.

HONORS & AWARDS

- Won Calder Memorial Trophy (Rookie of the Year) in 1985
- Named to the NHL All-Rookie Team in 1985
- Won the Hart Trophy as the league's Most Valuable Player in 1988
- Won the Art Ross Trophy as the NHL's scoring leader in 1988 & 1989
- Named to the NHL's First All-Star Team in 1988 & 1989
- Named to the NHL's Second All-Star Team in 1986 & 1987
- Has played in the past five NHL All-Star Games (plus Rendez-Vous 87), winning MVP honors in 1985 (Calgary), 1988 (St. Louis) and 1990 (Pittsburgh)
- Set a new NHL record for a performance in an All-Star Game with 6 points in 1988 at St. Louis . . . had 3 goals + 3 assists including the game-winner in overtime . . . previous record was 4 points.
- Won the Lester B. Pearson Award in 1986 & 1988
- Honored as Pittsburgh's Dapper Dan Man of the Year in 1986 & 1989

PAUL COFFEY

One of the fastest skaters in hockey, Paul Coffey has compiled a lengthy list of accomplishments and honors throughout his NHL career.

PITTSBURGH PENGUINS CLUB RECORDS


- The club's all-time leader in goals by a defenseman with 74
- Ranks 9th in Penguins all-time assists (209) and 11th in points (283)
- Holds the club records for most goals (30), assists (83), points (113), power-play assists (53), power-play points (64) and shots (342) by a defenseman in a season

NATIONAL HOCKEY LEAGUE RECORDS & CAREER NOTES


- Holds the NHL record for most goals in a season by a defenseman with 48 in 1985-86
- Holds the league record for the longest point scoring streak by a defenseman with 28 games in 1985-86 (16 + 39 = 55)
- Shares the league record with Wayne Gretzky for the longest assist streak with 17 games in 1985-86 (27 assists)
- Only the 2nd defenseman in NHL history to record 90 or more assists in a single season with 90 in 1985-86 (Bobby Orr)
- His 138 points in 1985-86 was only one point short of the league record for points in a season by a defenseman (Bobby Orr with 139 in 1970-71)
- Ranks 21st among the NHL all-time assist leaders with 669 and 33rd among the NHL all-time point leaders with 952
- Has recorded 100 or more points in 5 of his 10 NHL seasons
- Has scored 30 or more goals in a season four times in his career (29 goals-3 times in his career) . . . only Bobby Orr has recorded more 30+ goal seasons as a defenseman in the NHL with five
- One of only 6 players sharing the NHL record for most assists in a game by a defenseman with 6 assists vs Detroit on 3/14/86
- Shares the NHL record with Tom Bladon for the most points in a game by a defenseman with 8 (2 + 6 on 3/14/86)

HONORS & AWARDS

- Won the Norris Trophy in 1985 & 1986 as the NHL's Best Defenseman
- Named to the NHL First All-Star Team on three occasions and the NHL Second All-Star Team four times during his career
- Has played in eight NHL All-Star Games
- Was a member of the Stanley Cup Championship Edmonton Oilers in 1984, 1985 & 1987



Mario Lemieux




Paul Coffey

PITTSBURGH PENGUINS

1990-91 Player Origin

AITKEN, Brad - Pittsburgh's 3rd Rd. draft choice, 1986 Entry Draft
BARRASSO, Tom - acquired via trade with Buffalo on November 12, 1989
BOURQUE, Phil - signed as a free agent on Oct. 4, 1982
BROWN, Rob - Pittsburgh's 4th Rd. draft choice, 1986 Entry Draft
BUSKAS, Rod - acquired via trade with Vancouver on January 8, 1990
CALLANDER, Jock - signed as a free agent on July 31, 1987
CAUFIELD, Jay - claimed in Waiver Draft from Minnesota on October 3, 1988
CLIFFORD, Chris - signed as a free agent on September 6, 1989
COFFEY, Paul - acquired via trade with Edmonton on November 24, 1987
CULLEN, John - signed as a free agent on June 21, 1988
DAHLQUIST, Chris - signed as a free agent on May 7, 1985
DANIELS, Jeff - Pittsburgh's 6th Rd. draft choice, 1986 Entry Draft
DELORME, Gilbert - signed as a free agent on June 16, 1989
DINEEN, Gord - acquired via trade with Minnesota on December 17, 1988
ERREY, Bob - Pittsburgh's 1st Rd. draft choice, 1983 Entry Draft
GARDNER, Joel - signed as a free agent on September 11, 1990
GAUTHIER, Daniel - Pittsburgh's 3rd Rd. draft choice, 1988 Entry Draft
GILHEN, Randy - acquired via trade with Winnipeg on June 17, 1989
HEWARD, Jamie - Pittsburgh's 1st Rd. draft choice, 1989 Entry Draft
HILLIER, Randy - acquired via trade with Boston on October 11, 1984
JAGR, Jaromir - Pittsburgh's 1st Rd. draft choice, 1990 Entry Draft
JOHNSON, Jim - signed as a free agent on June 9, 1985
KACHOWSKI, Mark - signed as a free agent on August 31, 1987
KYTE, Jim - acquired via trade with Winnipeg on June 17, 1989
LAUS, Paul - Pittsburgh's 2nd Rd. draft choice, 1989 Entry Draft
LEACH, Jamie - Pittsburgh's 3rd Rd. draft choice, 1987 Entry Draft
LEMIEUX, Alain - tryout
LEMIEUX, Mario - Pittsburgh's 1st Rd. draft choice, 1984 Entry Draft
LONEY, Troy - Pittsburgh's 3rd Rd. draft choice, 1982 Entry Draft
MAJOR, Mark - Pittsburgh's 2nd Rd. draft choice, 1988 Entry Draft
MERSH, Mike - signed as a free agent on August 3, 1989
MICHAYLUK, Dave - signed as a free agent on May 24, 1989
MICK, Troy - Pittsburgh's 7th Rd. draft choice, 1988 Entry Draft
MULVENNA, Glenn - signed as a free agent on December 3, 1987
MULLEN, Joe - acquired via trade with Calgary on June 16, 1990
NEEDHAM, Mike - Pittsburgh's 6th Rd. draft choice in 1989 Entry Draft
NELSON, Todd - Pittsburgh's 4th Rd. draft choice in 1989 Entry Draft
PAEK, Jim - Pittsburgh's 9th Rd. draft choice, 1985 Entry Draft
PEDERSON, Barry - acquired via trade with Vancouver on January 8, 1990
PIETRANGELO, Frank - Pittsburgh's 4th Rd. draft choice, 1983 Entry Draft
RACINE, Bruce - Pittsburgh's 3rd Rd. draft choice, 1985 Entry Draft
RECCHI, Mark - Pittsburgh's 4th Rd. draft choice, 1988 Entry Draft
SMART, Jason - Pittsburgh's 12th Rd. draft choice, 1989 Entry Draft
SMITH, Sandy - Pittsburgh's 5th Rd. draft choice, 1986 Entry Draft
STANTON, Paul - Pittsburgh's 8th Rd. draft choice, 1985 Entry Draft
STEVENS, Kevin - acquired via trade with Los Angeles on September 9, 1983
STOLK, Darren - Pittsburgh's 12th Rd. draft choice, 1988 Entry Draft
TANTI, Tony - acquired via trade with Vancouver on January 8, 1990
TROTTIER, Bryan - signed as a free agent on July 20, 1990
WAVER, Jeff - Pittsburgh's 5th Rd. draft choice, 1987 Entry Draft
WILSON, Mitch - signed as a free agent on July 24, 1986
YOUNG, Wendell - acquired via trade with Philadelphia on September 1, 1988
ZALAPSKI, Zarley - Pittsburgh's 1st Rd. draft choice, 1986 Entry Draft

1990-91 Recap



1989-90 NHL STANDINGS

PRINCE OF WALES CONFERENCE

PATRICK DIVISION

TEAM	GP	W	L	T	GF	GA	PTS	PCTG
(9) NY Rangers	80	36	31	13	279	267	85	.531
(10) New Jersey	80	37	34	9	295	288	83	.519
(13) Washington	80	36	38	6	284	275	78	.488
(16) NY Islanders	80	31	38	11	281	288	73	.456
(17) PITTSBURGH	80	32	40	8	318	359	72	.450
(18) Philadelphia	80	30	39	11	290	297	71	.444

ADAMS DIVISION

TEAM	GP	W	L	T	GF	GA	PTS	PCTG
(1) Boston	80	46	25	9	289	232	101	.631
(3) Buffalo	80	45	27	8	286	248	98	.613
(4) Montreal	80	41	28	11	288	234	93	.581
(7) Hartford	80	38	33	9	275	268	85	.531
(21) Quebec	80	12	61	7	240	407	31	.194

CLARENCE CAMPBELL CONFERENCE

NORRIS DIVISION

TEAM	GP	W	L	T	GF	GA	PTS	PCTG
(6) Chicago	80	41	33	6	316	294	88	.550
(11) St. Louis	80	37	34	9	295	279	83	.519
(12) Toronto	80	38	38	4	337	358	80	.500
(14) Minnesota	80	36	40	4	284	291	76	.475
(19) Detroit	80	28	38	14	288	323	70	.438

SMYTHE DIVISION

TEAM	GP	W	L	T	GF	GA	PTS	PCTG
(2) Calgary	80	42	23	15	348	265	99	.619
(5) Edmonton	80	38	28	14	315	283	90	.563
(8) Winnipeg	80	37	32	11	298	290	85	.531
(15) Los Angeles	80	34	39	7	338	337	75	.469
(20) Vancouver	80	25	41	14	245	306	64	.400

TEAMS' HOME & ROAD RECORD

	HOME					ROAD						
	W	L	T	GF	GA	PTS	W	L	T	GF	GA	PTS
Boston	23	13	4	148	119	50	23	12	5	141	113	51
Buffalo	27	11	2	160	121	56	18	16	6	126	127	42
Calgary	28	7	5	207	131	61	14	16	10	141	134	38
Chicago	25	13	2	165	135	52	16	20	4	151	159	36
Detroit	20	14	6	161	148	46	8	24	8	127	175	24
Edmonton	23	11	6	165	130	52	15	17	8	150	153	38
Hartford	17	18	5	134	135	39	21	15	4	141	133	46
Los Angeles	21	16	3	174	141	45	13	23	4	164	196	30
Minnesota	26	12	2	160	127	54	10	28	2	124	164	22
Montreal	26	8	6	165	102	58	15	20	5	123	132	35
New Jersey	22	15	3	140	123	47	15	19	6	155	165	36
NY Islanders	15	17	8	133	134	38	16	21	3	148	154	35
NY Rangers	20	11	9	147	119	49	16	20	4	132	148	36
Philadelphia	17	19	4	135	125	38	13	20	7	155	172	33
PITTSBURGH	22	15	3	178	166	47	10	25	5	140	193	25
Quebec	8	26	6	139	192	22	4	35	1	101	215	9
St. Louis	20	15	5	156	141	45	17	19	4	139	138	38
Toronto	24	14	2	187	171	50	14	24	2	150	187	30
Vancouver	13	16	11	129	144	37	12	25	3	116	162	27
Washington	19	18	3	155	137	41	17	20	3	129	138	37
Winnipeg	22	13	5	170	140	49	15	19	6	128	150	36
TOTALS	438	302	100	3308	2881	976	302	438	100	2881	3308	704

1989-90 NHL SCORING LEADERS

PLAYER-TEAM	GP	G	A	PTS	+/-	PIM	PP	SH	GW	GT	S	PCTG
Wayne Gretzky, L.A.	73	40	102	142	8	42	10	4	4	1	236	16.9
Mark Messier, Edmonton	79	45	84	129	19	79	13	6	3	2	211	21.3
Steve Yzerman, Detroit	79	62	65	127	-5	79	16	7	8	2	332	18.7
MARIO LEMIEUX, PGH.	59	45	78	123	-18	78	14	3	4	1	226	19.9
Brett Hull, St. Louis	80	72	41	113	-1	24	27	0	12	0	385	18.7
Bernie Nicholls, LAK-NYR	79	39	73	112	-9	86	15	0	1	0	287	13.6
Pierre Turgeon, Buffalo	80	40	66	106	10	29	17	1	10	1	193	20.7
Pat LaFontaine, NYI	74	54	51	105	-13	38	13	2	8	1	286	18.9
PAUL COFFEY, PGH.	80	29	74	103	-25	95	10	0	3	1	324	9.0
Joe Sakic, Quebec	80	39	63	102	-40	27	8	1	2	1	234	16.7
Adam Oates, St. Louis	80	23	79	102	9	30	6	2	3	1	168	13.7
Luc Robitaille, Los Angeles	80	52	49	101	8	38	20	0	7	0	210	24.8
Ron Francis, Hartford	80	32	69	101	13	73	15	1	5	1	170	18.8
Brian Bellows, Minnesota	80	55	44	99	-3	72	21	1	9	0	300	18.3
Rick Tocchet, Philadelphia	75	37	59	96	4	196	15	1	0	0	269	13.8
Gary Leeman, Toronto	80	51	44	95	4	63	14	1	5	0	256	19.9
Joe Nieuwendyk, Calgary	79	45	50	95	32	40	18	0	3	0	226	19.9
Vincent Damphousse, Tor.	80	33	61	94	2	56	9	0	5	1	229	14.4
Jari Kurri, Edmonton	78	33	60	93	18	48	10	2	2	1	201	16.4
Cam Neely, Boston	76	55	37	92	10	117	25	0	12	0	271	20.3
JOHN CULLEN, PGH.	72	32	60	92	-13	138	9	0	4	0	197	16.2

DEFENSEMEN SCORING LEADERS

PLAYER-TEAM	GP	G	A	PTS	+/-	PIM	PP	SH	GW	GT	S	PCTG
PAUL COFFEY, PGH.	80	29	74	103	-25	95	10	0	3	1	324	9.0
Al MacInnis, Calgary	79	28	62	90	20	82	14	1	3	0	304	9.2
Ray Bourque, Boston	76	19	65	84	31	50	8	0	3	0	310	6.1
Phil Housley, Buffalo	80	21	60	81	11	32	8	1	4	0	201	10.4
Gary Suter, Calgary	76	16	60	76	4	97	5	0	1	0	211	7.6
Doug Wilson, Chicago	70	23	50	73	13	40	13	1	2	0	242	9.5

INDIVIDUAL LEADERS

GOALS		ASSISTS	
Brett Hull, St. Louis	72	Wayne Gretzky, Los Angeles	102
Steve Yzerman, Detroit	62	Mark Messier, Edmonton	84
Cam Neely, Boston	55	Adam Oates, St. Louis	79
Brian Bellows, Minnesota	55	MARIO LEMIEUX, PITTSBURGH	78
Pat LaFontaine, NY Islanders	54	PAUL COFFEY, PITTSBURGH	74
Luc Robitaille, Los Angeles	52	Bernie Nicholls, LAK-NYR	73
Stephane Richer, Montreal	51	Ron Francis, Hartford	69
Gary Leeman, Toronto	51	Doug Gilmour, Calgary	67
POWER-PLAY GOALS		SHORTHANDED GOALS	
Brett Hull, St. Louis	27	Steve Yzerman, Detroit	7
Cam Neely, Boston	25	Dave McLlwain, Winnipeg	7
Mike Gartner, Min-NYR	21	Mark Messier, Edmonton	6
Brian Bellows, Minnesota	21	Craig MacTavish, Edmonton	6
Luc Robitaille, Los Angeles	20		
GAME-WINNING GOALS		PLUS/MINUS	
Cam Neely, Boston	12	Paul Cavallini, St. Louis	38
Brett Hull, St. Louis	12	Stephane Richer, Montreal	35
John MacLean, New Jersey	11	Jamie Macoun, Calgary	34
Pierre Turgeon, Buffalo	10	Shayne Corson, Montreal	33
Brian Bellows, Minnesota	9	Sergei Makarov, Calgary	33
SHOTS		SHOOTING PERCENTAGE	
Brett Hull, St. Louis	385	Luc Robitaille, Los Angeles	24.8
Steve Yzerman, Detroit	332	Pat Elynuik, Winnipeg	24.2
PAUL COFFEY, PITTSBURGH	324	Mike Ridley, Washington	24.2
John MacLean, New Jersey	322	Paul MacLean, St. Louis	24.1
Ray Bourque, Boston	310	Craig Janney, Boston	22.9

1989-90 ROOKIE SCORING LEADERS

PLAYER-TEAM	GP	G	A	P	PTS	+/-	PIM	PP	SH	GW	GT	S	PCTG
Sergei Makarov, Calgary	80	24	62	86	33	55	6	0	4	0	118	20.3	
Mike Modano, Minnesota	80	29	46	75	-7	63	12	0	2	0	172	16.9	
MARK RECCHI, PGH.	74	30	37	67	6	44	6	2	4	1	143	21.0	
Darren Turcotte, NY Rangers	76	32	34	66	3	32	10	1	4	0	205	15.6	
Jeremy Roenick, Chicago	78	26	40	66	2	54	6	0	4	0	173	15.0	
Rod Brind'Amour, St. Louis	79	26	35	61	23	46	10	0	1	1	160	16.3	
Paul Ranheim, Calgary	80	26	28	54	27	23	1	3	4	2	197	13.2	

INDIVIDUAL LEADERS

GOALS		ASSISTS	
Darren Turcotte, NY Rangers	32	Sergei Makarov, Calgary	62
MARK RECCHI, PITTSBURGH	30	Mike Modano, Minnesota	46
Mike Modano, Minnesota	29	Jeremy Roenick, Chicago	40
Jeremy Roenick, Chicago	26	MARK RECCHI, PITTSBURGH	37
Rod Brind'Amour, St. Louis	26	Rod Brind'Amour, St. Louis	35
Paul Ranheim, Calgary	26		
POWER-PLAY GOALS		GAME-WINNING GOALS	
Mike Modano, Minnesota	12	MARK RECCHI, PITTSBURGH	4
Darren Turcotte, NY Rangers	10	Hubie McDonough, LAK-NYI	4
Rod Brind'Amour, St. Louis	10	Darren Turcotte, NY Rangers	4
Igor Larionov, Vancouver	8	Jeremy Roenick, Chicago	4
		Sergei Makarov, Calgary	4
		Paul Ranheim, Calgary	4
SHORTHAND GOALS		SHOOTING PERCENTAGE	
Hubie McDonough, LAK-NYI	3	MARK RECCHI, PITTSBURGH	21.0
Paul Ranheim, Calgary	3	Sergei Makarov, Calgary	20.3
MARK RECCHI, PITTSBURGH	2	Hubie McDonough, LAK-NYI	20.0
Dave Snuggerrud, Buffalo	2	Todd Krygier, Hartford	17.5

1989-90 NHL GOALTENDING LEADERS

PLAYER-TEAM	GP	MINS	AVG	W	L	T	SO	GA	SA	SPCTG
Rejean Lemelin	43	2310	2.81	22	15	2	2	108	1002	.892
Andy Moog	46	2536	2.89	24	10	7	3	122	1145	.893
BOSTON TOTALS	80	4856	2.87	46	25	9	5	232	2147	.892
Patrick Roy	54	3173	2.53	31	16	5	3	134	1524	.912
Brian Hayward	29	1674	3.37	10	12	6	1	94	770	.878
Andre Racicot	1	1313	8.5	0	0	0	0	3	6	.500
MONTREAL TOTALS	80	4870	2.88	41	28	11	4	234	2300	.898
Daren Puppia	56	3241	2.89	31	16	6	1	156	1610	.903
Clint Malarchuk	29	1596	3.35	14	11	2	0	89	914	.903
BUFFALO TOTALS	80	4850	3.07	45	27	8	1	248	2524	.902
Mike Vernon	47	2795	3.13	23	14	9	0	146	1122	.870
Rick Wamsley	36	1969	3.26	18	8	6	2	107	855	.875
Steve Guenette	2	119	4.03	1	1	0	0	8	50	.840
CALGARY TOTALS	80	4895	3.25	42	23	15	2	265	2027	.869

INDIVIDUAL LEADERS

PLAYER-TEAM	GP	MINS	AVG	W	L	T	SO	GA	SA	SPCTG
Patrick Roy, Montreal	54	3173	2.53	31	16	5	3	134	1524	.912
Mike Liut, Hart-Wash	37	2161	2.53	19	16	1	4	91	962	.905
Rejean Lemelin, Boston	43	2310	2.81	22	15	2	2	108	1002	.892
Daren Puppia, Buffalo	56	3241	2.89	31	16	6	1	156	1610	.903
Andy Moog, Boston	46	2536	2.89	24	10	7	3	122	1145	.893
WINS		SHUTOUTS								
Patrick Roy, Montreal	31	Mike Liut, Hart-Wash	4							
Daren Puppia, Buffalo	31	Andy Moog, Boston	3							
Jon Casey, Minnesota	31	Mark Fitzpatrick, NY Islanders	3							
Andy Moog, Boston	24	Patrick Roy, Montreal	3							
Bill Ranford, Edmonton	24	Jon Casey, Minnesota	3							

1989-90 PENGUINS SCORING STATISTICS

NAME	GP	G	A	PTS	+/-	PIM	PP	SH	GW	GT	S	PCTG
Mario Lemieux	59	45	78	123	-18	78	14	3	4	1	226	19.9
Paul Coffey	80	29	74	103	-25	95	10	0	3	1	324	9.0
John Cullen	72	32	60	92	-13	138	9	0	4	0	197	16.2
Rob Brown	80	33	47	80	-10	102	12	0	3	0	157	21.0
Kevin Stevens	76	29	41	70	-13	171	12	0	1	0	179	16.2
Mark Recchi	74	30	37	67	6	44	6	2	4	1	143	21.0
Tony Tanti-Van.	41	14	18	32	1	50	5	0	0	1	103	13.6
-Pgh.	37	14	18	32	-11	22	7	0	0	0	89	15.7
-TOTAL	78	28	36	64	-10	72	12	0	0	1	192	14.6
Phil Bourque	76	22	17	39	-7	108	2	1	3	1	110	20.0
Bob Errey	78	20	19	39	3	109	0	1	1	0	127	15.7
Zarley Zalapski	51	6	25	31	-14	37	5	0	2	0	85	7.1
Barry Pederson-Van.	16	2	7	9	-3	10	0	0	0	0	22	9.1
-Pgh.	38	4	18	22	-10	29	1	0	1	0	58	6.9
-TOTAL	54	6	25	31	-13	39	1	0	1	0	80	7.5
Dan Quinn*	41	9	20	29	-15	22	5	0	2	0	86	10.5
Troy Loney	67	11	16	27	-9	168	0	0	1	0	78	14.1
Randy Gilhen	61	5	11	16	-8	54	0	0	1	0	67	7.5
Jim Johnson	75	3	13	16	-20	154	1	0	0	0	72	4.2
Randy Hillier	61	3	12	15	11	71	0	0	1	0	45	6.7
Andrew McBain*	41	5	9	14	-8	51	1	0	0	0	56	8.9
Chris Dahlquist	62	4	10	14	-2	56	0	0	0	0	57	7.0
Jock Callander	30	4	7	11	0	49	0	0	1	0	22	18.2
Gilbert Delorme	54	3	7	10	3	44	0	0	0	0	37	8.1
Doug Smith-Van.	30	3	4	7	1	72	0	1	0	0	40	7.5
-Pgh.	10	1	1	2	-2	25	0	0	0	0	11	9.1
-TOTAL	40	4	5	9	-1	97	0	1	0	0	51	7.8
Gord Dineen	69	1	8	9	6	125	0	0	0	0	38	2.6
Richard Zemlak	19	1	5	6	-6	43	1	0	0	0	11	9.1
Jim Kyle	56	3	1	4	-10	125	0	0	0	0	23	13.0
Wendell Young	43	0	4	4	0	8	0	0	0	0	0	.0
Jay Caulfield	37	1	2	3	0	123	0	0	0	0	6	16.7
Jamie Leach	10	0	3	3	3	0	0	0	0	0	10	.0
Rod Buskas-Van.	17	0	3	3	1	36	0	0	0	0	11	.0
-Pgh.	6	0	0	0	-4	13	0	0	0	0	1	.0
-TOTAL	23	0	3	3	-3	49	0	0	0	0	12	.0
Alain Chevrier-Chi.	39	0	2	2	0	6	0	0	0	0	0	.0
-Pgh.	3	0	1	1	0	2	0	0	0	0	0	.0
-TOTAL	42	0	3	3	0	8	0	0	0	0	0	.0
Mark Kachowski	14	0	1	1	1	40	0	0	0	0	4	.0
Dave Capuano*	6	0	0	0	0	2	0	0	0	0	1	.0
Frank Pietrangelo	21	0	0	0	0	2	0	0	0	0	0	.0
Tom Barrasso	24	0	0	0	0	8	0	0	0	0	0	.0
BENCH						14						
TOTALS	80	318	565	884		2132	86	7	32	6	2320	13.7

*Traded by Pittsburgh during the 1989-90 season.

1989-90 PENGUINS TEAM STATISTICS

		LEAGUE RANKING	PATRICK DIVISION RANKING
Wins	32	16th	4th
Losses	40	18th (t)	6th
Ties	8	14th (t)	5th
Points	72	17th	5th
Goals For	318	4th	1st
Goals Against	359	20th	6th
Home Wins	22	9th (t)	1st (t)
Road Wins	10	18th (t)	6th
Power-Play Percentage			
(Total)	21.3%	10th	3rd
(Home)	22.0%		1st
(Road)	20.6%	10th	4th
Power-Play Goals	86	3rd	2nd
Penalty-Killing Percentage			
(Total)	74.7%	20th	6th
(Home)	77.6%	17th	6th
(Road)	72.2%	19th	6th
Power-Play Goals Against	94	20th	6th
Shorthanded Goals	7	17th	5th (t)
Shorthanded Goals Against	21	21st	6th
Penalty Minutes	2132	17th	5th

1989-90 INDIVIDUAL SCORING BREAKDOWN

NAME	WG	TG	FG	PPG	PPA	PPP	SHG	H	R	1H	2H	TOT
Phil Bourque	3	1*	2	2	5	7	1	11	11	10	12	22
Rob Brown	3	0	7*	12	12	24	0	21	12	15	18	33
Jock Callander	1	0	0	0	0	0	0	3	1	4	0	4
Jay Caulfield	0	0	0	0	0	0	0	0	1	1	0	1
Alain Chevrier	0	0	0	0	1	1	0	0	0	0	0	0
Paul Coffey	3	1*	0	10	38*	48	0	15	14	15	14	29
John Cullen	4*	0	4	9	20	29	0	20	12	15	17	32
Chris Dahlquist	0	0	0	0	0	0	0	2	2	2	2	4
Gilbert Delorme	0	0	0	0	0	0	0	0	3	1	2	3
Gord Dineen	0	0	0	0	0	0	0	0	1	0	1	1
Bob Errey	1	0	1	0	1	1	1	10	10	13	7	20
Randy Gilhen	1	0	0	0	0	0	0	3	2	4	1	5
Randy Hillier	1	0	0	0	1	1	0	2	1	3	0	3
Jim Johnson	1	0	0	1	3	4	0	1	2	2	1	3
Jim Kyte	0	0	0	0	0	0	0	2	1	3	0	3
Mario Lemieux	4*	1*	7*	14*	35	49*	3*	24*	21*	26*	19*	45*
Troy Loney	1	0	3	0	0	0	0	7	4	3	8	11
Andrew McBain	0	0	0	1	0	1	0	3	2	5	0	5
Barry Pederson	1	0	1	1	5	6	0	3	1	0	4	4
Dan Quinn	2	0	2	5	7	12	0	6	3	9	0	9
Mark Recchi	4*	1*	1	6	4	10	2	16	14	11	19*	30
Doug Smith	0	0	0	0	0	0	0	1	0	0	1	1
Kevin Stevens	1	0	2	12	10	22	0	15	14	18	11	29
Tony Tanti	0	0	0	7	3	10	0	10	4	0	14	14
Wendell Young	0	0	0	0	1	1	0	0	0	0	0	0
Zarley Zalapski	2	0	1	5	14	19	0	3	3	3	3	6
Richard Zemlak	0	0	0	1	0	1	0	0	1	0	1	1
TOTAL	32	4	31	86	160	246	7	178	140	163	155	318

KEY: WG - Game-Winning Goals
 PPG - Power-Play Goals
 SHG - Shorthanded Goals
 1H - 1st-Half Goals

TG - Game-Tying Goals
 PPA - Power-Play Assists
 H - Home Goals
 2H - 2nd-Half Goals

FG - First Goals
 PPP - Power-Play Points
 R - Road Goals
 * - Team Leader

1989-90 GOALTENDING

NAME (HOME)	GP	MP	GF	GA	ENG	SO	AVG	W-L-T	SAVES	EFF
Alain Chevrier	2	120	8	7	0	0	3.50	1-1-0	49	.875
Frank Pietrangelo	10	489	33	29	0	0	3.56	4-1-2	207	.877
Tom Barrasso	12	616	43	42	1	0	4.09	4-5-1	290	.873
Wendell Young	23	1197	94	85	2	1	4.26	13-8-0	542	.864
HOME TOTAL	40	2426	179	166	1	1	4.11	22-15-3	1088	.868
NAME (AWAY)	GP	MP	GF	GA	ENG	SO	AVG	W-L-T	SAVES	EFF
Wendell Young	20	1122	55	76	2	0	4.06	3-12-0	560	.881
Frank Pietrangelo	11	577	35	48	0	0	4.99	4-5-0	296	.860
Tom Barrasso	12	677	49	59	1	0	5.23	3-7-2	355	.857
Alain Chevrier	1	46	1	7	0	0	9.13	0-1-0	26	.788
AWAY TOTAL	40	2430	139	193	0	0	4.77	10-25-5	1241	.865
NAME (TOTAL)	GP	MP	GF	GA	ENG	SO	AVG	W-L-T	SAVES	EFF
Wendell Young	43	2318	149	161	4	1	4.17	16-20-3	1102	.873
Frank Pietrangelo	21	1066	68	77	0	0	4.33	8-6-2	503	.867
Tom Barrasso	24	1294	92	101	2	0	4.68	7-12-3	645	.865
Alain Chevrier	3	166	9	14	0	0	5.06	1-2-0	75	.843
TOTAL	80	4856	318	359	0	0	4.44	32-40-8	2325	.866

1989-90 PENGUINS MULTIPLE POINT GAMES

PLAYER	2G	3G	4G	2A	3A	4A	2PT	3PT	4PT	5PT	6PT	TOT
Lemieux	3	3	1	14	9	1	16	12	4	4	0	36
Coffey	4	0	0	13	4	3	16	8	3	1	0	28
Cullen	5	1	0	11	1	2	18	6	2	1	0	27
Brown	2	3	0	9	1	0	12	4	3	0	0	19
Recchi	3	0	0	6	0	0	12	4	0	0	0	16
Stevens	2	1	0	4	2	0	6	7	1	0	0	14
Tanti	1	1	0	2	0	0	6	2	0	0	0	8
Bourque	4	0	0	3	0	0	6	1	0	0	0	7
Errey	1	0	0	0	0	0	6	0	0	0	0	6
Loney	1	0	0	1	0	0	6	0	0	0	0	6
Zalapski	0	0	0	4	0	0	6	0	0	0	0	6
Quinn	1	0	0	2	1	0	3	0	1	0	0	4
Pederson	0	0	0	3	0	0	3	0	0	0	0	3
Hillier	0	0	0	2	0	0	3	0	0	0	0	3
McBain	0	0	0	2	0	0	3	0	0	0	0	3
Gilhen	0	0	0	1	0	0	1	1	0	0	0	2
Dahlquist	0	0	0	2	0	0	2	0	0	0	0	2
Callander	0	0	0	1	0	0	2	0	0	0	0	2
Kyte	1	0	0	0	0	0	1	0	0	0	0	1
Johnson	0	0	0	1	0	0	1	0	0	0	0	1
Young	0	0	0	1	0	0	1	0	0	0	0	1
Zemlak	0	0	0	1	0	0	1	0	0	0	0	1
Delorme	0	0	0	0	0	0	1	0	0	0	0	1

PITTSBURGH ACTIVE ALL-TIME MULTIPLE POINT GAMES

ACTIVE PLAYERS	2G	3G	4G	2A	3A	4A	2PT	3PT	4PT	5PT	6PT	TOT
Lemieux	55	18	7*	93	34	15**	106	72	33	23	7#	241
Coffey	9	1	0	35	12	9	39	25	11	3	0	78
Brown	13	7	0	26	4	1##	34	20	9	0	1	64
Cullen	6	1	0	21	1	2	32	7	2	1	0	42
Errey	9	0	0	7	1	0	28	5	0	0	0	33
Bourque	6	0	0	7	1	0	18	2	0	0	0	20
Stevens	4	2	1	4	2	0	9	8	1	0	0	18
Zalapski	1	0	0	9	1	0	16	1	1	0	0	18
Recchi	3	0	0	6	0	0	13	4	0	0	0	17
Loney	4	0	0	5	0	0	14	3	0	0	0	17
Hillier	0	0	0	9	0	1	12	0	1	0	0	13
Johnson	0	0	0	8	2	0	10	3	0	0	0	13
Callander	1	0	0	3	1	0	6	3	0	0	0	9
Tanti	1	1	0	2	0	0	6	2	0	0	0	8
Buskas	0	0	0	1	0	0	6	0	0	0	0	6
Dahlquist	0	0	0	2	1	0	3	1	0	0	0	4
Pederson	0	0	0	3	0	0	3	0	0	0	0	3
Gilhen	0	0	0	1	0	0	1	1	0	0	0	2
Kachowski	1	0	0	1	0	0	2	0	0	0	0	2
Kyte	1	0	0	0	0	0	1	0	0	0	0	1
Barrasso	0	0	0	1	0	0	1	0	0	0	0	1
Young	0	0	0	1	0	0	1	0	0	0	0	1
Zemlak	0	0	0	1	0	0	1	0	0	0	0	1
Delorme	0	0	0	0	0	0	1	0	0	0	0	1

*Includes one five-goal game

**Includes two five- and one six-assist games

#Includes one seven- and two eight-point games

##Includes one five-assist game

1989-90 PITTSBURGH PENGUINS

NO.	DAY	DATE	TEAM	SCORE	W-L-T	RECORD	GF-GA	GOALIE
1.	Thu.	Oct. 5	@ Boston	4-5	L	0-1-0	4-5	Barrasso
2.	Sat.	Oct. 7	@ New Jersey	4-4 *	T	0-1-1	8-9	Barrasso
3.	Tue.	Oct. 10	WINNIPEG	5-1	W	1-1-1	13-10	Barrasso
4.	Sat.	Oct. 14	MONTREAL	2-1 *	W	2-1-1	15-11	Barr./YOUNG
5.	Sun.	Oct. 15	@ NY Rangers	2-4	L	2-2-1	17-15	Young
6.	Tue.	Oct. 17	TORONTO	7-5	W	3-2-1	24-20	Young
7.	Wed.	Oct. 18	ST. LOUIS	3-9	L	3-3-1	27-29	PIET/Young
8.	Sat.	Oct. 21	BUFFALO	2-4	L	3-4-1	29-33	Barrasso
9.	Wed.	Oct. 25	TORONTO	6-8	L	3-5-1	35-41	Barrasso
10.	Thu.	Oct. 26	@ Detroit	3-3 *	T	3-5-2	38-44	Young
11.	Sat.	Oct. 28	@ Montreal	1-5	L	3-6-2	39-49	Young
12.	Tue.	Oct. 31	LOS ANGELES	4-8	L	3-7-2	43-57	YOUNG/Piet
13.	Thu.	Nov. 2	NY ISLANDERS	5-2	W	4-7-2	48-59	Pietrangelo
14.	Sat.	Nov. 4	@ Edmonton	3-1	W	5-7-2	51-60	Young
15.	Sun.	Nov. 5	@ Vancouver	3-5	L	5-8-2	54-65	Pietrangelo
16.	Thu.	Nov. 9	@ Chicago	3-4	L	5-9-2	57-69	Young
17.	Sat.	Nov. 11	@ St. Louis	3-8	L	5-10-2	60-77	YOUNG/Piet.
18.	Tue.	Nov. 14	NY RANGERS	6-0	W	6-10-2	66-77	Young
19.	Thu.	Nov. 16	QUEBEC	8-2	W	7-10-2	74-79	Young
20.	Sat.	Nov. 18	NY ISLANDERS	5-3	W	8-10-2	79-82	Young
21.	Wed.	Nov. 22	NEW JERSEY	3-6	L	8-11-2	82-88	Young
22.	Fri.	Nov. 24	@ Washington	7-4	W	9-11-2	89-92	Young
23.	Sat.	Nov. 25	WASHINGTON	1-4	L	9-12-2	90-106	Young
24.	Tue.	Nov. 28	PHILADELPHIA	3-6	L	9-13-2	93-102	YOUNG/Piet.
25.	Thu.	Nov. 30	@ Philadelphia	1-4	L	9-14-2	94-106	Young
26.	Sat.	Dec. 2	@ Chicago	7-4	W	10-14-2	101-110	Pietrangelo
27.	Wed.	Dec. 6	WASHINGTON	5-3	W	11-14-2	106-113	Young
28.	Fri.	Dec. 8	@ New Jersey	3-2	W	12-14-2	109-115	Pietrangelo
29.	Sat.	Dec. 9	CHICAGO	4-6	L	12-15-2	113-121	Young
30.	Tue.	Dec. 12	BOSTON	7-5	W	13-15-2	120-126	Pietrangelo
31.	Thu.	Dec. 14	@ Minnesota	4-4 *	T	13-15-3	124-130	Barrasso
32.	Sat.	Dec. 16	@ Calgary	3-4	L	13-16-3	127-134	Barrasso
33.	Tue.	Dec. 19	HARTFORD	4-8	L	13-17-3	131-142	BARR./Young
34.	Thu.	Dec. 21	WASHINGTON	5-2	W	14-17-3	136-144	Barrasso
35.	Sat.	Dec. 23	@ NY Islanders	6-8	L	14-18-3	142-152	Barrasso
36.	Tue.	Dec. 26	@ Washington	3-6	L	14-19-3	145-158	Young
37.	Wed.	Dec. 27	NY RANGERS	7-4	W	15-19-3	152-162	Barr./YOUNG
38.	Sun.	Dec. 31	@ NY Rangers	5-4	W	16-19-3	157-166	Young
39.	Tue.	Jan. 2	BOSTON	2-5	L	16-19-3	159-171	Young
40.	Thu.	Jan. 4	VANCOUVER	4-3	W	17-19-3	163-174	Young
41.	Sat.	Jan. 6	WINNIPEG	5-3	W	18-20-3	168-177	Barrasso
42.	Mon.	Jan. 8	@ NY Rangers	7-5	W	19-20-3	175-182	Barrasso
43.	Wed.	Jan. 10	@ New Jersey	3-6	L	19-21-3	178-188	Barrasso
44.	Fri.	Jan. 12	@ Washington	6-4	W	20-21-3	184-192	Barrasso
45.	Tue.	Jan. 16	PHILADELPHIA	4-3	W	21-21-3	188-195	Barrasso
46.	Thu.	Jan. 18	NY RANGERS	3-3 *	T	21-21-4	191-198	Barrasso
47.	Tue.	Jan. 23	NEW JERSEY	2-4	L	21-22-4	193-202	Young
48.	Thu.	Jan. 25	@ Detroit	5-3	W	22-22-4	198-205	Barrasso
49.	Sat.	Jan. 27	@ NY Islanders	3-9	L	22-23-4	201-214	BARR./Young
50.	Sun.	Jan. 28	@ Buffalo	2-7	L	22-24-4	203-221	Young/BARR.
51.	Tue.	Jan. 30	PHILADELPHIA	3-6	L	22-25-4	206-227	Young
52.	Fri.	Feb. 2	EDMONTON	6-3	W	23-25-4	212-230	Young
53.	Sat.	Feb. 3	@ Toronto	4-8	L	23-26-4	216-238	Pietrangelo
54.	Tue.	Feb. 6	NY ISLANDERS	7-8 *	L	23-26-4	223-246	Barrasso
55.	Thu.	Feb. 8	WASHINGTON	7-5	W	24-27-4	230-251	Young
56.	Sat.	Feb. 10	LOS ANGELES	7-6	W	25-27-4	237-257	Young
57.	Sun.	Feb. 11	@ Philadelphia	4-1	W	26-27-4	241-258	Pietrangelo
58.	Wed.	Feb. 14	@ NY Rangers	4-3 *	W	27-27-4	245-261	Pietrangelo
59.	Fri.	Feb. 16	@ Winnipeg	3-3 *	T	27-27-5	249-264	Young
60.	Sun.	Feb. 18	@ Chicago	4-6	L	27-28-5	252-270	Pietrangelo
61.	Tue.	Feb. 20	PHILADELPHIA	6-4	W	28-28-5	258-274	Young
62.	Thu.	Feb. 22	NY ISLANDERS	4-3 *	W	29-28-5	262-277	Pietrangelo
63.	Sat.	Feb. 24	@ Montreal	1-11	L	29-29-5	263-288	Pietrangelo
64.	Mon.	Feb. 26	@ Quebec	2-3	L	29-30-5	265-291	Young
65.	Wed.	Feb. 28	NEW JERSEY	2-1	W	30-30-5	267-292	Pietrangelo
66.	Fri.	Mar. 2	@ New Jersey	5-6	L	30-31-5	272-298	Young
67.	Sun.	Mar. 4	MINNESOTA	8-6	W	31-31-5	280-304	Piet./YOUNG
68.	Tue.	Mar. 6	@ Edmonton	3-4 *	L	31-32-5	283-308	Pietrangelo
69.	Wed.	Mar. 7	@ Calgary	3-6	L	31-33-5	286-314	Young
70.	Sat.	Mar. 10	@ Los Angeles	2-8	L	31-34-5	288-322	CHEV./Piet.
71.	Sun.	Mar. 11	@ Vancouver	3-5	L	31-35-5	291-327	Young
72.	Thu.	Mar. 15	DETROIT	6-1	W	32-35-5	297-328	Chevrier
73.	Sat.	Mar. 17	MINNESOTA	2-6	L	32-36-5	299-334	Chevrier
74.	Sun.	Mar. 18	@ NY Islanders	2-2 *	T	32-36-6	301-336	Young
75.	Thu.	Mar. 22	@ Philadelphia	3-5	L	32-37-6	304-341	Young
76.	Sat.	Mar. 24	CALGARY	3-3 *	T	32-37-7	307-344	Pietrangelo
77.	Sun.	Mar. 25	@ Hartford	2-4	L	32-38-7	309-348	Young
78.	Tue.	Mar. 27	HARTFORD	3-3	T	32-38-8	312-351	Pietrangelo
79.	Thu.	Mar. 29	@ St. Louis	4-5	L	32-39-8	316-356	Barrasso
80.	Sat.	Mar. 31	BUFFALO	2-3 *	L	32-40-8	318-359	Barrasso

Key: * = Overtime game

Goaltender in CAPS = Goaltender of Record

1989-90 GAME-BY-GAME HOME RESULTS

NO.	DAY	DATE	TEAM	W-L-T	SCORE	RECORD	GF-GA
1.	Tue.	Oct. 10	WINNIPEG	W	5-1	1-0-0	5-1
2.	Sat.	Oct. 14	MONTREAL	W	2-1*	2-0-0	7-2
3.	Tue.	Oct. 17	TORONTO	W	7-5	3-0-0	14-7
4.	Wed.	Oct. 18	ST. LOUIS	L	3-9	3-1-0	17-16
5.	Sat.	Oct. 21	BUFFALO	L	2-4	3-2-0	19-20
6.	Wed.	Oct. 25	TORONTO	L	6-8	3-3-0	25-28
7.	Tue.	Oct. 31	LOS ANGELES	L	4-8	3-4-0	29-36
8.	Thu.	Nov. 2	NY ISLANDERS	W	5-2	4-4-0	34-38
9.	Tue.	Nov. 14	NY RANGERS	W	6-0	5-4-0	40-38
10.	Thu.	Nov. 16	QUEBEC	W	8-2	6-4-0	48-40
11.	Sat.	Nov. 18	NY ISLANDERS	W	5-3	7-4-0	53-43
12.	Wed.	Nov. 22	NEW JERSEY	L	3-6	7-5-0	56-49
13.	Sat.	Nov. 25	WASHINGTON	L	1-4	7-6-0	57-53
14.	Tue.	Nov. 28	PHILADELPHIA	L	3-6	7-7-0	60-59
15.	Wed.	Dec. 6	WASHINGTON	W	5-3	8-7-0	65-62
16.	Sat.	Dec. 9	CHICAGO	L	4-6	8-8-0	69-68
17.	Tue.	Dec. 12	BOSTON	W	7-5	9-8-0	76-73
18.	Tue.	Dec. 19	HARTFORD	L	4-8	9-9-0	80-81
19.	Thu.	Dec. 21	WASHINGTON	W	5-2	10-9-0	85-83
20.	Wed.	Dec. 27	NY RANGERS	W	7-4	11-9-0	92-87
21.	Tue.	Jan. 2	BOSTON	L	2-5	11-10-0	94-92
22.	Thu.	Jan. 4	VANCOUVER	W	4-3	12-10-0	98-95
23.	Sat.	Jan. 6	WINNIPEG	W	5-3	13-10-0	103-98
24.	Tue.	Jan. 16	PHILADELPHIA	W	4-3	14-10-0	107-101
25.	Thu.	Jan. 18	NY RANGERS	T	3-3	14-10-1	110-104
26.	Tue.	Jan. 23	NEW JERSEY	L	2-4	14-11-1	112-108
27.	Tue.	Jan. 30	PHILADELPHIA	L	3-6	14-12-1	115-114
28.	Fri.	Feb. 2	EDMONTON	W	6-3	15-12-1	121-117
29.	Tue.	Feb. 6	NY ISLANDERS	L	7-8*	15-13-1	128-125
30.	Thu.	Feb. 8	WASHINGTON	W	7-5	16-13-1	135-130
31.	Sat.	Feb. 10	LOS ANGELES	W	7-6	17-13-1	142-136
32.	Tue.	Feb. 20	PHILADELPHIA	W	6-4	18-13-1	148-140
33.	Thu.	Feb. 22	NY ISLANDERS	W	4-3*	19-13-1	152-143
34.	Wed.	Feb. 28	NEW JERSEY	W	2-1	20-13-1	154-144
35.	Sun.	Mar. 4	MINNESOTA	W	8-6	21-13-1	162-150
36.	Thu.	Mar. 15	DETROIT	W	6-1	22-13-1	168-151
37.	Sat.	Mar. 17	MINNESOTA	L	2-6	22-14-1	170-157
38.	Sat.	Mar. 24	CALGARY	T	3-3*	22-14-2	173-160
39.	Tue.	Mar. 27	HARTFORD	T	3-3*	22-14-3	176-163
40.	Sat.	Mar. 31	BUFFALO	L	2-3*	22-15-3	178-166

1989-90 GAME-BY-GAME ROAD RESULTS

1.	Thu.	Oct. 5	@ Boston	L	4-5	0-1-0	4-5
2.	Sat.	Oct. 7	@ New Jersey	T	4-4*	0-1-1	8-9
3.	Sun.	Oct. 15	@ NY Rangers	L	2-4	0-2-1	10-13
4.	Thu.	Oct. 26	@ Detroit	T	3-3*	0-2-2	13-26
5.	Sat.	Oct. 28	@ Montreal	L	1-5	0-3-2	14-21
6.	Sat.	Nov. 4	@ Edmonton	W	3-1	1-3-2	17-22
7.	Sun.	Nov. 5	@ Vancouver	L	3-5	1-4-2	20-27
8.	Thu.	Nov. 9	@ Chicago	L	3-4	1-5-2	23-31
9.	Sat.	Nov. 11	@ St. Louis	L	3-8	1-6-2	26-39
10.	Fri.	Nov. 24	@ Washington	W	7-4	2-6-2	33-43
11.	Thu.	Nov. 30	@ Philadelphia	L	1-4	2-7-2	34-47
12.	Sat.	Dec. 2	@ Quebec	W	7-4	3-7-2	41-51
13.	Fri.	Dec. 8	@ New Jersey	W	3-2	4-7-2	44-53
14.	Thu.	Dec. 14	@ Minnesota	T	4-4*	4-7-3	48-57
15.	Sat.	Dec. 16	@ Calgary	L	3-4	4-8-3	51-61
16.	Sat.	Dec. 23	@ NY Islanders	L	6-8	4-9-3	57-69
17.	Tue.	Dec. 26	@ Washington	L	3-6	4-10-3	60-75
18.	Sun.	Dec. 31	@ NY Rangers	W	5-4	5-10-3	65-79
19.	Mon.	Jan. 8	@ NY Rangers	W	7-5	6-10-3	72-84
20.	Wed.	Jan. 10	@ New Jersey	L	3-6	6-11-3	75-90
21.	Fri.	Jan. 12	@ Washington	W	6-4	7-11-3	81-94
22.	Thu.	Jan. 25	@ Detroit	W	5-3	8-11-3	86-97
23.	Sat.	Jan. 27	@ NY Islanders	L	3-9	8-12-3	89-106
24.	Sun.	Jan. 28	@ Buffalo	L	2-7	8-13-3	91-113
25.	Sat.	Feb. 3	@ Toronto	L	4-8	8-14-3	95-121
26.	Sun.	Feb. 11	@ Philadelphia	W	4-1	9-14-3	99-122
27.	Wed.	Feb. 14	@ NY Rangers	W	4-3*	10-14-3	103-125
28.	Fri.	Feb. 16	@ Winnipeg	T	3-3*	10-14-3	106-128
29.	Sun.	Feb. 18	@ Chicago	L	4-6	10-15-3	110-134
30.	Sat.	Feb. 24	@ Montreal	L	1-11	10-16-4	111-145
31.	Mon.	Feb. 26	@ Quebec	L	2-3	10-17-4	113-148
32.	Fri.	Mar. 2	@ New Jersey	L	5-6	10-18-4	118-154
33.	Tue.	Mar. 6	@ Edmonton	L	3-4*	10-19-4	121-158
34.	Wed.	Mar. 7	@ Calgary	L	3-6	10-20-4	124-164
35.	Sat.	Mar. 10	@ Los Angeles	L	2-8	10-21-4	126-172
36.	Sun.	Mar. 11	@ Vancouver	L	3-5	10-22-4	129-177
37.	Sun.	Mar. 18	@ NY Islanders	T	2-2*	10-22-5	131-179
38.	Thu.	Mar. 22	@ Philadelphia	L	3-5	10-23-5	134-184
39.	Sun.	Mar. 25	@ Hartford	L	2-4	10-24-5	136-188
40.	Thu.	Mar. 29	@ St. Louis	L	4-5	10-25-5	140-193

* = overtime games

1989-90 PATRICK DIVISION DAILY STANDINGS

Legend: F - Flyers, C - Capitals, I - Islanders, R - Rangers, D - Devils, P - Penguins.
Standings reflect points after games of date played.

		OCT.						DEC.					
		1ST	2ND	3RD	4TH	5TH	6TH	1ST	2ND	3RD	4TH	5TH	6TH
5	D	2	C	0	F	0	I	0	P	0	R	0	1
6	C	2	D	2	R	2	F	0	I	0	P	0	2
7	D	3	C	2	R	2	P	1	F	0	I	0	3
8	R	4	D	3	C	2	P	1	F	0	I	0	4
9	R	4	D	3	C	2	I	2	P	1	F	0	5
10	R	4	D	3	P	3	C	2	I	2	F	0	6
11	R	6	I	4	P	3	D	3	C	2	F	0	7
12	R	6	I	4	D	3	P	3	C	2	F	2	8
13	R	6	C	4	I	4	D	3	P	3	F	2	9
14	R	6	C	5	D	5	I	5	P	5	F	3	10
15	R	8	C	5	D	5	I	5	P	5	F	3	11
16	R	8	C	7	D	5	I	5	P	5	F	3	12
17	R	9	C	7	P	7	D	5	I	5	F	3	13
18	R	9	C	7	D	7	P	7	I	5	F	3	14
19	R	11	C	7	D	7	P	7	I	5	F	3	15
20	R	11	D	7	C	7	I	7	P	7	F	3	16
21	R	13	D	9	C	7	I	7	P	7	F	3	17
22	R	13	D	9	C	7	I	7	P	7	F	3	18
23	R	15	D	11	C	8	I	7	P	7	F	3	19
24	R	15	D	11	C	8	I	8	P	7	F	5	20
25	R	16	D	11	C	8	I	8	P	7	F	5	21
26	R	16	D	11	C	8	I	8	P	8	F	5	22
27	R	17	D	11	I	9	C	8	P	8	F	5	23
28	R	19	D	13	I	9	C	8	P	8	F	5	26
29	R	19	D	13	I	9	C	8	P	8	F	5	27
30	R	19	D	13	I	9	C	8	P	8	F	7	28
31	R	19	D	13	C	9	I	9	P	8	F	7	29
													30
													31
													F 41
													C 40
													D 40
													R 37
													P 35
													I 34
1	R	19	D	14	C	9	I	9	F	8	P	8	JAN. 1ST
2	R	21	D	14	P	10	C	9	I	9	F	8	2ND
3	R	21	D	14	C	11	P	10	I	9	F	8	3RD
4	R	21	D	14	P	12	C	11	I	11	F	10	4TH
5	R	21	D	14	C	13	F	12	P	12	I	11	5TH
6	R	23	D	14	C	13	F	12	P	12	I	11	6TH
7	R	23	C	15	D	14	F	12	P	12	I	11	1
8	R	23	D	16	C	15	F	12	P	12	I	11	2
9	R	23	D	16	C	15	F	12	P	12	I	11	3
10	R	23	D	16	C	15	F	12	P	12	I	11	4
11	R	23	D	16	C	15	F	14	P	12	I	11	5
12	R	25	D	17	C	15	F	15	P	12	I	11	6
13	R	25	D	17	C	15	F	15	P	12	I	11	7
14	R	25	D	17	F	17	C	16	P	14	I	11	8
15	R	25	D	17	F	17	C	16	P	14	I	11	9
16	R	25	F	19	D	17	C	16	P	16	I	13	10
17	R	25	D	19	F	19	C	16	P	16	I	13	11
18	R	27	D	19	F	19	P	18	C	16	I	13	12
19	R	27	D	19	F	19	P	18	C	16	I	13	13
20	R	28	D	19	F	19	P	18	C	16	I	13	14
21	R	28	D	19	F	19	P	18	C	16	I	13	15
22	R	28	D	21	F	21	C	18	P	18	I	13	16
23	R	28	D	21	F	21	C	18	P	18	I	13	17
24	R	28	F	23	D	21	P	20	C	18	I	13	18
25	R	28	D	23	F	23	C	20	P	20	I	13	19
26	R	30	D	23	F	23	C	20	P	20	I	13	20
27	R	30	D	23	F	23	C	20	P	20	I	13	21
28	R	30	D	25	F	25	C	20	P	20	I	13	22
29	R	30	D	25	F	25	C	22	P	20	I	13	23
30	R	30	F	27	D	25	C	22	P	20	I	15	24
													25
													D 50
													I 50
													R 47
													P 46
													C 44
													F 43
													D 52
													I 50
													P 48
													R 47
													F 45
													C 44

PATRICK DIVISION DAILY STANDINGS 1989-90

	JAN. 1ST	2ND	3RD	4TH	5TH	6TH	MAR. 1ST	2ND	3RD	4TH	5TH	6TH	
26	D 52	150	P 48	R 47	C 46	F 45	1	R 69	P 65	164	F 61	C 60	D 60
27	D 52	152	R 49	P 48	C 46	F 45	2	R 71	P 65	164	D 62	F 61	C 60
28	D 53	153	R 49	C 48	P 48	F 45	3	R 71	P 65	164	D 62	F 61	C 60
29	D 53	153	R 49	C 48	P 48	F 45	4	R 71	P 67	164	C 62	D 62	F 61
30	D 53	153	R 49	C 48	P 48	F 47	5	R 73	P 67	164	C 62	D 62	F 61
31	D 53	153	C 50	R 50	P 48	F 47	6	R 73	P 67	D 64	164	C 63	F 61
							7	R 73	P 67	D 64	D 64	163	F 61
							8	R 75	P 67	D 66	164	C 63	F 61
							9	R 75	P 67	D 66	C 65	164	F 61
							10	R 76	D 68	C 67	P 67	165	F 61
							11	R 76	D 68	C 67	P 67	165	F 61
							12	R 76	D 68	C 67	P 67	165	F 61
							13	C 76	D 70	C 67	P 67	165	F 61
							14	R 78	D 70	C 67	P 67	165	F 61
							15	R 78	D 70	P 69	C 67	165	F 63
							16	R 78	D 70	P 69	C 67	165	F 63
							17	R 78	D 72	P 69	C 67	167	163
							18	R 80	D 72	P 70	C 69	168	F 65
							19	R 80	D 72	P 70	C 69	168	F 65
							20	R 80	D 72	C 71	P 70	168	F 67
							21	R 81	D 72	C 71	P 70	168	F 67
							22	R 81	D 72	C 71	P 70	F 69	168
							23	R 81	D 72	C 71	P 70	F 69	168
							24	R 81	D 74	C 71	P 71	F 69	169
							25	R 83	D 76	C 73	P 71	F 69	169
							26	R 83	D 76	C 73	P 71	F 69	169
							27	R 85	D 78	C 73	P 72	F 69	169
							28	R 85	D 78	C 73	P 72	171	F 69
							29	R 85	D 80	C 74	P 72	171	F 70
							30	R 85	D 80	C 74	P 72	171	F 70
							31	R 85	D 82	C 76	173	P 72	F 70
	FEB. 1ST	2ND	3RD	4TH	5TH	6TH							
1	D 53	153	C 50	R 50	F 49	P 48							
2	155	D 53	C 50	P 50	R 50	F 49							
3	155	D 53	R 52	F 51	C 50	P 50							
4	157	R 54	D 53	F 51	C 50	P 50							
5	157	R 54	D 53	F 51	C 50	P 50							
6	159	D 54	R 54	C 52	F 51	P 50							
7	159	R 56	D 54	C 52	F 51	P 50							
8	160	R 56	D 54	C 52	F 52	P 52							
9	160	D 56	R 56	C 52	F 52	P 52							
10	162	D 56	P 56	P 54	C 52	F 52							
11	162	D 56	P 56	R 56	C 54	F 52							
12	162	D 57	P 56	R 56	C 54	F 52							
13	162	R 58	D 57	P 56	C 54	F 52							
14	162	P 58	R 58	D 57	C 56	F 52							
15	162	P 58	R 58	D 57	C 56	F 54							
16	162	R 60	P 59	D 57	C 56	F 54							
17	162	R 60	P 59	D 57	D 56	F 54							
18	162	R 60	P 59	D 57	C 56	F 56							
19	162	R 62	P 59	D 57	C 56	F 56							
20	162	R 62	P 61	D 57	C 56	F 56							
21	R 63	162	P 61	D 57	C 56	F 56							
22	P 63	R 63	162	F 58	D 57	C 56							
23	R 65	P 63	162	F 58	D 57	C 56							
24	R 65	163	P 63	D 59	F 58	C 56							
25	R 65	164	P 63	D 60	C 58	F 58							
26	R 67	164	P 63	D 60	C 58	F 58							
27	R 67	164	P 63	C 60	D 60	F 58							
28	R 69	P 65	164	C 60	D 60	F 59							
	APR. 1ST	2ND	3RD	4TH	5TH	6TH							
1	R 85	D 83	C 78	173	P 72	F 71							

DAYS IN EACH PLACE IN THE STANDINGS IN 1989-90

TEAM	FIRST	SECOND	THIRD	FOURTH	FIFTH	SIXTH
NY Rangers	108	18	23	20	6	4
New Jersey	30	82	36	19	11	1
Washington	5	13	54	55	40	12
NY Islanders	23	23	14	20	27	72
PITTSBURGH	1	14	34	44	74	12
Philadelphia	12	29	21	18	21	78

PITTSBURGH VS BOSTON

1989-1990	GP	W	L	T	PTS	GF	GA	PPG	SHG	PEN	PIM
PITTSBURGH	3	1	2	0	2	13	15	2-13	0	22	55
BOSTON	3	2	1	0	4	15	13	6-15	0	20	48

AT PITTSBURGH (1-1-0)

Oct. 5 Pittsburgh 4 (Barrasso) at **BOSTON 5** (MOOG)
 Dec. 12 Boston 5 (Lemelin) at **PITTSBURGH 7** (PIETRANGELO)
 Jan. 2 **BOSTON 5** (LEMLIN) at Pittsburgh 2 (Young)

AT BOSTON (0-1-0)

WG-B. Sweeney
 WG-Brown
 WG-Neely

GOALS & SHOTS BY PERIODS:

	1ST	2ND	3RD	OVT	TOTAL
PITTSBURGH	3-33	5-20	5-29	***	13-82
BOSTON	2-28	7-41	6-40	***	15-109

PITTSBURGH	GP	G	A	PTS	PIM	SOG	+/-	BOSTON	GP	G	A	PTS	PIM	SOG	+/-
Lemieux	3	2	4	6	2	10	-1	Neely	3	3	2	5	6	13	E
Brown	3	4	1	5	0	8	+3	Bourque	3	2	3	5	2	16	E
Stevens	3	2	3	5	4	9	E	Wesley	3	1	4	5	2	9	-2
Cullen	3	1	3	4	6	7	+3	Hawgood	3	2	2	4	0	4	+1
Hillier	3	0	3	3	4	2	-1	Sweeney, B.	2	1	2	3	0	7	E
Bourque	3	2	0	2	2	5	+1	Janney	2	0	3	3	0	5	E
Errey	3	1	1	2	4	5	E	Brickley	2	1	1	2	0	4	+1
McBain	3	1	1	2	0	1	+1	Galley	2	1	1	2	2	4	+2
Coffey	3	0	2	2	0	7	-1	Gould	3	1	1	2	0	6	-2
Quinn	3	0	2	2	0	4	+2	Linseman	2	0	2	2	14	1	+2
Leach	1	0	1	1	0	2	+1	Carpenter	3	0	2	2	2	9	-1
Delorme	3	0	1	1	4	2	+5	Douris	1	1	0	1	0	2	-1
Zalapski	3	0	1	1	0	3	-1	Johnston	2	1	0	1	2	2	E
Barrasso	1	0	0	0	2	0	-	Cimetta	3	1	0	1	0	3	-1
Callander	1	0	0	0	0	0	E	Carter	1	0	1	1	0	3	+1
Cauffield	1	0	0	0	2	0	E	Christian	1	0	1	1	0	3	+1
Dineen	1	0	0	0	0	1	+1	Kekalainen	1	0	1	1	2	1	-1
Kachowski	1	0	0	0	15	0	E	Sweeney, D.	1	0	1	1	0	1	+1
Kyte	1	0	0	0	0	0	-2	Pederson	2	0	1	1	2	2	-3
Pietrangelo	1	0	0	0	0	0	-	Crawford	1	0	0	0	0	1	E
Young	1	0	0	0	0	0	-	Hoover	1	0	0	0	0	0	E
Dahlquist	2	0	0	0	2	2	+4	Kluzak	1	0	0	0	0	1	+1
Loney	2	0	0	0	2	0	-1	O'Dwyer	1	0	0	0	2	0	-3
Recchi	2	0	0	0	0	4	E	Shoebottom	1	0	0	0	2	0	E
Gilhen	3	0	0	0	0	2	-1	Wiemer	1	0	0	0	2	2	+1
Johnson	3	0	0	0	2	8	-2	Joyce	2	0	0	0	0	1	-4
Bench					4			Lemelin	2	0	0	0	2	0	-
								Moog	2	0	0	0	0	0	-
								Burridge	3	0	0	0	6	6	E
								Quintal	3	0	0	0	0	3	-3
TOTAL	3	(13-23-36)	55	82				TOTAL	3	(15-28-43)	48	109			

GOALTENDERS

	GP	MP	GF	GA	ENG	SO	AVG	SAVES	SPCT.	W-L-T
Pietrangelo (P)	1	60	7	5	0	0	5.00	23	.821	1-0-0
Young (P)	1	60	2	5	0	0	5.00	33	.868	0-1-0
Barrasso (P)	1	59	4	5	0	0	5.08	38	.884	0-1-0
PITTSBURGH TOTAL	3	180	13	15	0	5.00	94	.862	.862	1-2-0
Lemelin (B)	2	95	10	5	0	0	3.16	39	.886	1-1-0
Moog (B)	2	85	5	8	0	0	5.65	30	.789	1-0-0
BOSTON TOTAL	3	180	15	13	0	4.33	69	.841	.841	2-1-0

POWER-PLAY GOALS:

PITTSBURGH (2 for 13)--Stevens (2)
 BOSTON (6 for 15)--Neely (2), Douris, Bourque, B. Sweeney & Hawgood

All-Time vs BRUIINS

	GP	W	L	T	PTS	GF	GA
Pittsburgh Home	49	13	26	10	36	149	199
Pittsburgh Away	48	6	37	5	17	133	225
1967-1990 TOTAL	97	19	63	15	53	282	424

LAST WIN BY:

PITTSBURGH at Home: December 12, 1989 (7-5) (0-1-0 since last win)
PITTSBURGH on Road: February 5, 1989 (5-2) (0-1-0 since last win)
BOSTON at Home: October 5, 1989 (5-4) (0-0-0 since last win)
BOSTON on Road: January 2, 1990 (5-2) (0-0-0 since last win)

PITTSBURGH VS BUFFALO

1989-1990	GP	W	L	T	PTS	GF	GA	PPG	SHG	PEN	PIM
PITTSBURGH	3	0	3	0	0	6	14	2-19	0	16	49
BUFFALO	3	3	0	0	6	14	6	3-7	0	27	60

AT PITTSBURGH (0-2-0)

Oct. 21 **BUFFALO 4** (PUPPA) at Pittsburgh 2 (Barrasso)
 Jan. 28 Pittsburgh 2 (Barrasso) at **BUFFALO 7** (PUPPA)
 Mar. 31 **BUFFALO 3** (MALARCHUK) at Pittsburgh 2 (Barrasso)

AT BUFFALO (0-1-0)

WG-Maguire
 WG-Hogue
 WG-Krupp

Barrasso replaced Young at 20:39 on Jan. 28th
 Krupp scored at 1:00 of overtime on Mar. 31st

GOALS & SHOTS BY PERIODS:

	1ST	2ND	3RD	OVT	TOTAL
PITTSBURGH	1-32	3-35	2-43	0-0	6-110
BUFFALO	4-30	5-31	4-26	1-1	14-88

PITTSBURGH	GP	G	A	PTS	PIM	SOG	+/-	BUFFALO	GP	G	A	PTS	PIM	SOG	+/-
Lemieux	3	2	1	3	0	11	-6	Turgeon	3	1	4	5	0	9	+2
Recchi	3	1	2	3	0	3	E	Vaive	3	3	1	4	2	12	+2
Stevens	3	1	1	2	0	7	-4	Andreychuk	3	1	3	4	6	4	+1
Coffey	3	0	2	2	0	19	-5	Housley	3	0	4	4	0	4	+3
Smith	1	1	0	1	0	2	+1	Ramsey	3	0	4	4	2	1	+4
Brown	3	1	0	1	4	9	-3	Krupp	3	2	0	2	2	3	+1
Callander	1	0	1	1	0	2	+1	Ray	1	1	1	2	0	2	+2
Pederson	2	0	1	1	0	6	-2	Sheppard	1	1	1	2	0	3	+2
Errey	3	0	1	1	2	6	E	Bodger	2	1	1	2	4	5	+1
Zalapski	3	0	1	1	0	8	E	Arniel	3	1	1	2	0	5	+5
Caufield	1	0	0	0	0	0	E	Ruuttu	3	0	2	2	2	9	+2
McBain	1	0	0	0	7	1	E	Hogue	1	1	0	1	2	1	+1
Quinn	1	0	0	0	0	4	-1	Maguire	2	1	0	1	4	4	+2
Young	1	0	0	0	0	0	-	Mogilny	2	1	0	1	0	2	-1
Cullen	2	0	0	0	2	8	-2	Parker	1	0	1	1	2	3	+2
Dahlquist	2	0	0	0	2	3	-3	Foligno	3	0	1	1	4	1	+2
Delorme	2	0	0	0	0	0	E	Hartman	3	0	1	1	2	4	-1
Gilhen	2	0	0	0	15	1	-1	Anderson	1	0	0	0	2	1	E
Hillier	2	0	0	0	4	0	-1	Corkum	1	0	0	0	0	1	-1
Kyte	2	0	0	0	0	3	-1	Malarchuk	1	0	0	0	2	0	-
Tanti	2	0	0	0	2	3	-4	Playfair	1	0	0	0	2	0	-1
Barrasso	3	0	0	0	0	0	-	Shannon	1	0	0	0	0	2	E
Bourque	3	0	0	0	6	8	E	Ledyard	2	0	0	0	4	2	+1
Dineen	3	0	0	0	0	2	-3	Priestlay	2	0	0	0	2	4	+1
Johnson	3	0	0	0	0	3	-1	Puppa	2	0	0	0	0	0	-
Loney	3	0	0	0	5	1	E	Kennedy	3	0	0	0	12	5	+4
TOTAL	3		(6-10-16)	49	110			TOTAL	3		(14-25-39)	60	88		

GOALTENDERS

	GP	MP	GF	GA	ENG	SO	AVG	SAVES	SPCT.	W-L-T
Barrasso (P)	3	159	6	12	0	0	4.53	66	.846	0-3-0
Young (P)	1	21	0	2	0	0	5.71	8	.800	0-0-0
PITTSBURGH TOTAL	3	180	6	14	0	0	4.64	74	.841	0-3-0

Malarchuk (B)	1	61	3	2	0	0	1.97	36	.947	1-0-0
Puppa (B)	2	120	11	4	0	0	2.00	68	.944	2-0-0
BUFFALO TOTAL	3	180	14	6	0	0	1.99	104	.945	3-0-0

POWER-PLAY GOALS:

PITTSBURGH (2 for 19)-Lemieux (2)
 BUFFALO (3 for 7)-Bodger, Vaive & Mogilny

All-Time vs SABRES

	GP	W	L	T	PTS	GF	GA
Pittsburgh Home	41	15	14	12	42	154	148
Pittsburgh Away	40	5	22	13	23	104	185
1970-1990 TOTAL	81	20	36	25	65	258	333

LAST WIN BY:

PITTSBURGH at Home: February 14, 1989 (7-3) (0-2-0 since last win)
PITTSBURGH on Road: October 17, 1986 (7-3) (0-3-2 since last win)
BUFFALO at Home: January 28, 1990 (7-2) (0-0-0 since last win)
BUFFALO on Road: March 31, 1990 (3-2 OT) (0-0-0 since last win)

PITTSBURGH VS. CALGARY

1989-1990	GP	W	L	T	PTS	GF	GA	PPG	SHG	PEN	PIM
PITTSBURGH	3	0	2	1	1	9	13	1-11	0	26	66
CALGARY	3	2	0	1	5	13	9	4-13	1	24	62

AT PITTSBURGH (0-0-1)

Dec. 16 Pittsburgh 3 (Barrasso) at **CALGARY 4** (VERNON)
 Mar. 7 Pittsburgh 3 (Young) at **CALGARY 6** (WAMSLEY)
 Mar. 27 Calgary 3 (Vernon) at Pittsburgh 3 (Pietrangelo)

AT CALGARY (0-2-0)

WG-Nieuwendyk
 WG-MacLellan

GOALS & SHOTS BY PERIODS:

	1ST	2ND	3RD	OVT	TOTAL
PITTSBURGH	3-20	1-16	5-28	0-1	9-65
CALGARY	5-48	5-43	3-39	0-1	13-131

PITTSBURGH	GP	G	A	PTS	PIM	SOG	+/-	CALGARY	GP	G	A	PTS	PIM	SOG	+/-
Cullen	3	1	3	4	0	5	-1	Fleury	3	3	2	5	4	10	+2
Coffey	3	1	2	3	2	7	E	Nieuwendyk	3	2	3	5	2	16	+2
Tanti	2	0	3	3	2	3	+2	MacLellan	3	2	4	0	8	-1	
Delorme	1	1	1	2	0	2	+1	Mullen	3	2	2	4	0	19	-1
Recchi	3	1	1	2	2	8	E	Ranheim	3	1	3	4	0	9	+3
Stevens	3	1	1	2	2	7	+2	Suter	3	0	3	3	4	13	+2
Brown	3	0	2	2	2	4	+1	Roberts	3	1	1	2	17	9	E
Dahlquist	2	1	0	1	2	2	+1	Gilmour	3	0	2	2	4	6	E
Pederson	2	1	0	1	0	6	+2	MacInnis	3	0	2	2	4	11	-2
Bourque	3	1	0	1	4	3	-3	Macoun	3	0	2	2	6	4	+2
Errey	3	1	0	1	2	2	-2	Makarov	3	1	0	1	2	6	+1
Lemieux	1	0	1	1	0	0	E	Otto	3	1	0	1	2	6	+1
Zalapski	1	0	1	1	0	2	-1	Korn	1	0	0	0	2	1	E
Loney	2	0	1	1	17	1	-1	Nattress	1	0	0	0	2	0	E
Barrasso	1	0	0	0	0	0	-	Priakin	1	0	0	0	0	2	-1
Buskas	1	0	0	0	0	0	-1	Wamsley	1	0	0	0	0	0	-
Callander	1	0	0	0	0	0	E	Hrdina	2	0	0	0	0	2	-2
Caufield	1	0	0	0	0	0	E	Hunter, T.	2	0	0	0	5	2	-1
Kachowski	1	0	0	0	0	1	E	Johansson	2	0	0	0	0	0	E
McBain	1	0	0	0	0	1	E	Vernon	2	0	0	0	0	0	-
Pietrangelo	1	0	0	0	0	0	-	McCrimmon	3	0	0	0	4	4	+3
Quinn	1	0	0	0	2	1	E	Murzyn	3	0	0	0	0	10	-3
Smith	1	0	0	0	4	0	-1	Patterson	3	0	0	0	2	3	-1
Young	1	0	0	0	0	0	-	Bench					2		
Zemlak	1	0	0	0	0	1	E								
Kyte	2	0	0	0	9	1	E								
Dineen	3	0	0	0	4	1	+1								
Gilhen	3	0	0	0	0	3	-2								
Hillier	3	0	0	0	4	2	+1								
Johnson	3	0	0	0	8	2	-4								
TOTAL	3		(9-16-25)		66	65		TOTAL	3		(13-22-35)		62	131	

GOALTENDERS	GP	MP	GF	GA	ENG	SO	AVG	SAVES	SPCT.	W-L-T
Pietrangelo (P)	1	65	3	3	0	0	2.77	38	.927	0-0-1
Barrasso (P)	1	59	3	4	0	0	4.07	46	.920	0-1-0
Young (P)	1	60	3	6	0	0	6.00	34	.850	0-1-0
PITTSBURGH TOTAL	3	185	9	13		0	4.22	118	.901	0-2-1
Vernon (C)	2	125	7	6	0	0	2.88	37	.860	1-0-1
Wamsley (C)	1	60	6	3	0	0	3.00	19	.864	1-0-0
CALGARY TOTAL	3	185	13	9		0	2.92	56	.862	2-0-1

POWER-PLAY GOALS: PITTSBURGH (1 for 11)-Stevens
 CALGARY (4 for 13)-Fleury, Nieuwendyk, MacLellan & Mullen
SHORTHANDED GOALS: CALGARY (1)-Fleury

All-Time vs FLAMES	GP	W	L	T	PTS	GF	GA
Pittsburgh Home	33	14	10	9	37	118	113
Pittsburgh Away	33	7	19	7	21	94	139
1972-1990 TOTAL	66	21	29	16	58	212	252

LAST WIN BY:
PITTSBURGH at Home: October 25, 1988 (6-1) (0-1-1 since last win)
PITTSBURGH on Road: March 7, 1988 (5-4) (0-3-0 since last win)
CALGARY at Home: March 7, 1990 (6-3) (0-0-0 since last win)
CALGARY on Road: February 12, 1989 (4-3) (0-0-1 since last win)

PITTSBURGH VS CHICAGO

1989-1990	GP	W	L	T	PTS	GF	GA	PPG	SHG	PEN	PIM
PITTSBURGH	3	0	3	0	0	11	16	2-13	0	24	62
CHICAGO	3	3	0	0	6	16	11	5-13	1	26	63

AT PITTSBURGH (0-1-0)

Nov. 9 Pittsburgh 3 (Young) at **CHICAGO 4** (CHEVRIER)
 Dec. 9 **CHICAGO 6** (CLOUTIER) at Pittsburgh 4 (Young)
 Feb. 18 Pittsburgh 4 (Pietrangelo) at **CHICAGO 6** (CHEVRIER)

AT CHICAGO (0-2-0)

WG-Larmer
 WG-Wilson
 WG-Larmer

Chevrier replaced Cloutier at 20:00 on Nov. 9th
 Cloutier replaced Chevrier at 22:22 on Dec. 9th
 Chevrier replaced Cloutier at 35:50 on Dec. 9th
 Cloutier replaced Chevrier at 36:02 on Dec. 9th

GOALS & SHOTS BY PERIODS:

	1ST	2ND	3RD	OVT	TOTAL
PITTSBURGH	4-30	6-29	1-20	***	11-79
CHICAGO	5-41	6-44	5-33	***	16-118

PITTSBURGH	GP	G	A	PTS	PIM	SOG	+/-	CHICAGO	GP	G	A	PTS	PIM	SOG	+/-
Lernieux	2	2	4	2	9	9	-2	Larmer	3	3	4	7	2	15	+3
Stevens	3	1	3	4	0	3	E	Creighton	3	3	3	6	8	10	E
Coffey	3	1	2	3	4	12	-4	Graham	3	2	3	5	0	7	+3
Brown	3	0	3	3	0	2	+1	Thomas	3	3	1	4	2	11	E
Quinn	2	2	0	2	0	4	-1	Savard	2	1	2	3	0	12	-1
Errey	2	1	1	2	4	3	E	Roenick	3	1	2	3	0	9	+1
Loney	2	1	1	2	0	4	-1	Konroyd	3	1	1	2	2	6	+2
Cullen	3	1	1	2	2	8	-6	Wilson	3	1	1	2	0	16	+1
Pederson	1	0	2	2	0	1	E	Brown	3	0	2	2	2	6	+4
Zernlak	1	0	2	2	0	0	+2	Gilbert	3	0	2	2	0	2	+2
Zalapski	2	1	0	1	0	2	-1	Sutter	2	1	0	1	0	2	E
Recchi	3	1	0	1	2	6	-3	Manson	2	0	1	1	6	1	-1
Gilhen	1	0	1	1	0	2	+1	Chevrier	3	0	1	1	0	0	-
Tanti	1	0	1	1	0	2	E	Murray, T.	3	0	1	1	12	4	+1
Dahlquist	2	0	1	1	2	4	+1	Presley	3	0	1	1	2	5	-1
Buskas	1	0	0	0	9	0	E	Van Dorp	3	0	1	1	9	1	-1
DeLorme	1	0	0	0	2	3	+1	Eagles	1	0	0	0	2	1	E
Kachowski	1	0	0	0	0	0	E	Lemieux	1	0	0	0	0	2	-1
Leach	1	0	0	0	0	2	E	Secord	1	0	0	0	2	0	-1
Pietrangelo	1	0	0	0	0	0	-	Cloutier	2	0	0	0	0	0	-
Callander	2	0	0	0	2	1	E	Hudson	2	0	0	0	0	3	-1
Caufield	2	0	0	0	17	0	E	McGill	2	0	0	0	12	0	E
Hillier	2	0	0	0	0	2	E	Yawney	2	0	0	0	2	2	-2
Johnson	2	0	0	0	2	3	-1	Murray, B.	3	0	0	0	0	3	+1
McBain	2	0	0	0	0	0	+1								
Young	2	0	0	0	0	0	-								
Bourque	3	0	0	0	2	3	-1								
Dineen	3	0	0	0	0	1	E								
Kyte	3	0	0	0	10	2	+2								
Bench					2										
TOTAL	3	(11-20-31)	62	79				TOTAL	3	(16-26-42)	63	118			

GOALTENDERS

	GP	MP	GF	GA	ENG	SO	AVG	SAVES	SPCT.	W-L-T
Young (P)	2	119	7	9	1	0	4.54	75	.892	0-2-0
Pietrangelo (P)	1	60	4	6	0	0	6.00	27	.818	0-1-0
PITTSBURGH TOTAL	3	180	11	16	0	0	5.33	102	.864	0-3-0
Chevrier (C)	3	133	13	7	0	0	3.16	41	.854	2-0-0
Cloutier (C)	2	57	3	4	0	0	4.21	27	.871	1-0-0
CHICAGO TOTAL	3	180	16	11	0	0	3.67	68	.861	3-0-0

POWER-PLAY GOALS:

PITTSBURGH (2 for 13)--Quinn & Zalapski

CHICAGO (5 for 13)--Thomas (2), Larmer, Savard & Creighton

SHORTHANDED GOALS:

CHICAGO (1)--Graham

All-Time vs BLACKHAWKS

	GP	W	L	T	PTS	GF	GA
Pittsburgh Home	46	22	20	4	48	163	151
Pittsburgh Away	48	7	32	9	23	136	203
1967-1990 TOTAL	94	29	52	13	71	299	354

LAST WIN BY:

PITTSBURGH at Home: December 6, 1988 (7-6) (0-1-0 since last win)

PITTSBURGH on Road: March 12, 1989 (6-5) (0-2-0 since last win)

CHICAGO at Home: February 18, 1990 (6-4) (0-0-0 since last win)

CHICAGO on Road: December 9, 1989 (6-4) (0-0-0 since last win)

PITTSBURGH VS DETROIT

1989-1990	GP	W	L	T	PTS	GF	GA	PPG	SHG	PEN	PIM
PITTSBURGH	3	2	0	1	5	14	7	7-22	0	24	51
DETROIT	3	0	2	1	1	7	14	3-17	3	30	82

AT PITTSBURGH (1-0-0)

Oct. 26 Pittsburgh 3 (Young) at Detroit 3 (Cheveldae)
 Jan. 25 **PITTSBURGH 5** (BARRASSO) at Detroit 3 (Hanlon)
 Mar. 15 Detroit 1 (Cheveldae) at **PITTSBURGH 6** (CHEVRIER)

AT DETROIT (1-0-1)

WG--Zalapski
 WG--Pederson

Cheveldae replaced Hanlon at 20:00 on Oct. 26th
 Hanlon replaced St. Laurent at 10:28 on Jan. 25th
 Hanlon replaced Cheveldae at 48:47 on Mar. 15th

GOALS & SHOTS BY PERIODS:	1ST	2ND	3RD	OVT	TOTAL
PITTSBURGH	7-21	1-28	6-32	0-2	14-83
DETROIT	2-28	2-30	3-35	0-1	7-94

PITTSBURGH	GP	G	A	PTS	PIM	SOG	+/-	DETROIT	GP	G	A	PTS	PIM	SOG	+/-
Lemieux	2	2	5	7	4	3	-1	Yzerman	3	2	4	6	15	22	-1
Brown	3	0	6	6	2	4	+1	Chabot	3	1	2	3	2	5	+2
Coffey	3	2	3	5	2	12	+1	Carson	2	1	1	2	0	8	-1
Bourque	3	3	0	3	7	6	+2	Salming	2	0	2	2	2	3	+2
Tanti	2	1	2	3	0	8	+2	O'Connell	3	0	2	2	0	3	E
Stevens	3	1	2	3	8	7	E	Gallant	1	1	0	1	2	5	-1
Cullen	2	0	3	3	2	8	+1	Burr	3	1	0	1	14	5	-1
Recchi	3	2	0	2	2	6	+1	Chiasson	3	1	0	1	6	14	-2
Zalapski	1	1	1	2	0	2	E	Adams	1	0	0	0	0	0	E
Pederson	2	1	1	2	0	3	E	Fedyk	1	0	0	0	0	1	E
Johnson	3	1	1	2	0	3	+1	Graves	1	0	0	0	0	2	E
Chevrier	1	0	1	1	2	0	-1	Klima	1	0	0	0	4	4	-1
Dineen	3	0	1	1	6	1	E	McClelland	1	0	0	0	4	0	E
Errey	3	0	1	1	2	5	+3	McKay	1	0	0	0	0	0	E
Barrasso	1	0	0	0	0	0	-	McKegney	1	0	0	0	0	0	E
Callander	1	0	0	0	0	0	E	Murphy	1	0	0	0	0	1	E
McBain	1	0	0	0	0	1	E	Picard	1	0	0	0	0	0	-1
Quinn	1	0	0	0	0	5	-2	Racine	1	0	0	0	0	2	E
Smith	1	0	0	0	2	1	E	Robertson	1	0	0	0	0	0	E
Young	1	0	0	0	0	0	-	St. Laurent	1	0	0	0	0	0	-
Dahlquist	2	0	0	0	2	0	+2	Cheveldae	2	0	0	0	0	0	-
Gilhen	2	0	0	0	2	1	+1	Shank	2	0	0	0	8	1	-1
Hillier	2	0	0	0	0	3	+2	Barr	3	0	0	0	2	5	-3
Kyte	2	0	0	0	4	0	+1	Federko	3	0	0	0	2	2	-1
Caufield	3	0	0	0	4	1	E	Habscheid	3	0	0	0	2	2	-1
Delorme	3	0	0	0	4	1	E	Hanlon	3	0	0	0	2	0	-
Loney	3	0	0	0	0	2	E	Houda	3	0	0	0	4	3	E
								Kocur	3	0	0	0	4	5	-3
								Norwood	3	0	0	0	7	1	-3
								Zombo	3	0	0	0	2	0	-2
TOTAL	3		(14-27-41)	51	83			TOTAL	3		(7-11-18)	82	94		

GOALTENDERS	GP	MP	GF	GA	ENG	SO	AVG	SAVES	SPCT.	W-L-T
Chevrier (P)	1	60	6	1	0	0	1.00	28	.966	1-0-0
Young (P)	1	65	3	3	0	0	2.76	30	.909	0-0-1
Barrasso (P)	1	60	5	3	0	0	3.00	29	.906	1-0-0
PITTSBURGH TOTAL	3	185	14	7	0	0	2.27	87	.926	2-0-1

Hanlon (D)	3	81	3	5	0	0	3.70	29	.853	0-1-0
Cheveldae (D)	2	94	3	6	0	0	3.83	39	.867	0-1-1
St. Laurent (D)	1	10	1	3	0	0	18.00	1	.250	0-0-0
DETROIT TOTAL	3	185	7	14	0	0	3.84	69	.831	0-2-1

POWER-PLAY GOALS: PITTSBURGH (7 for 22)--Johnson, Bourque, Tanti, Zalapski, Coffey, Recchi & Stevens

SHORT-HANDED GOALS: DETROIT (3 for 17)--Chiasson, Burr & Carson

DETROIT (3) Yzerman (2) & Chabot

All-Time vs RED WINGS	GP	W	L	T	PTS	GF	GA
Pittsburgh Home	52	36	13	3	75	229	151
Pittsburgh Away	53	9	34	10	28	145	210
1967-1990 TOTAL	105	45	47	13	103	374	361

LAST WIN BY:

PITTSBURGH at Home: March 15, 1990 (6-1) (0-0-0 since last win)
PITTSBURGH on Road: January 25, 1990 (5-3) (0-0-0 since last win)
DETROIT at Home: January 10, 1988 (7-5) (0-1-2 since last win)
DETROIT on Road: January 18, 1987 (1-0) (0-5-0 since last win)

PITTSBURGH VS EDMONTON

1989-1990	GP	W	L	T	PTS	GF	GA	PPG	SHG	PEN	PIM
PITTSBURGH	3	2	1	0	4	12	8	4-16	0	24	57
EDMONTON	3	1	2	0	2	8	12	2-15	0	26	61

AT PITTSBURGH (1-0-0)

Nov. 4 PITTSBURGH 3 (YOUNG) at Edmonton 1 (Fuhr)
 Feb. 2 Edmonton 3 (Exelby) at PITTSBURGH 6 (YOUNG)
 Mar. 6 Pittsburgh 3 (Pietrangelo) at EDMONTON 4 (FUHR)

AT EDMONTON (1-1-0)

WG--Errey
 WG--Recchi
 WG--MacTavish*

*MacTavish scored at 1:17 of overtime on Mar. 6th

GOALS & SHOTS BY PERIODS:

	1ST	2ND	3RD	OVT	TOTAL
PITTSBURGH	2-16	7-27	3-24	0-0	12-67
EDMONTON	1-30	4-31	2-21	1-1	8-83

PITTSBURGH	GP	G	A	PTS	PIM	SOG	+/-	EDMONTON	GP	G	A	PTS	PIM	SOG	+/-
Lemieux	2	3	4	7	2	4	+4	Messier	3	0	3	3	6	7	-3
Coffey	3	1	4	5	6	11	+3	Lamb	3	2	0	2	4	9	+1
Brown	3	1	3	4	4	6	+1	Ruzicka	2	1	1	2	0	6	-2
Tanti	2	1	1	2	2	8	E	MacTavish	3	1	1	2	0	3	+1
Errey	3	1	1	2	2	5	+4	Smith, G.	3	1	1	2	2	2	E
Recchi	3	1	1	2	2	3	-1	Kurr	3	0	2	2	0	8	-1
Stevens	3	1	1	2	0	7	+1	Anderson	2	1	0	1	0	4	-3
Bourque	3	0	2	2	7	6	E	Klima	3	1	0	1	2	3	-3
Kyte	2	1	0	1	4	3	+3	Simpson	3	1	0	1	0	3	-1
Pederson	2	1	0	1	0	1	E	Beukeboom	2	0	1	1	9	1	-2
Loney	3	1	0	1	9	4	E	Gelinas	2	0	1	1	0	1	+1
Zalapski	1	0	1	1	4	1	E	Graves	2	0	1	1	4	4	+1
Johnson	2	0	1	1	0	1	-2	Lowe	3	0	1	1	6	1	+2
Cullen	3	0	1	1	4	2	-3	Smith, S.	3	0	1	1	6	7	-3
Dahquist	3	0	1	1	2	2	-1	Bell	1	0	0	0	0	1	E
Dineen	3	0	1	1	0	1	E	Brown	1	0	0	0	0	3	-1
Buskas	1	0	0	0	0	0	-1	Eriksson	1	0	0	0	0	3	E
Callander	1	0	0	0	0	1	+1	Exelby	1	0	0	0	0	0	E
Capuano	1	0	0	0	0	0	E	Fuhr	2	0	0	0	0	0	-
Caufield	1	0	0	0	5	0	E	Gregg	2	0	0	0	0	0	+3
McBain	1	0	0	0	0	1	-1	Huddy	2	0	0	0	0	9	-2
Pietrangelo	1	0	0	0	0	0	-	Muni	2	0	0	0	0	0	+1
Quinn	1	0	0	0	0	0	E	Murphy	2	0	0	0	11	0	E
Zemlak	1	0	0	0	0	0	-1	Buchberger	3	0	0	0	5	2	-1
Delorme	2	0	0	0	2	0	-1	Tikkanen	3	0	0	0	6	6	+1
Gilhen	2	0	0	0	0	0	+1								
Hillier	2	0	0	0	2	0	+3								
Young	2	0	0	0	0	0	-								
TOTAL	3		(12-22-34)	57	67			TOTAL	3		(8-13-21)	61	83		

GOALTENDERS

	GP	MP	GF	GA	ENG	SO	AVG	SAVES	SPCT.	W-L-T
Young (P)	2	120	9	4	0	0	2.00	53	.930	2-0-0
Pietrangelo (P)	1	61	3	4	0	0	3.93	22	.846	0-1-0
PITTSBURGH TOTAL	3	181	12	8	0	0	2.65	75	.904	2-1-0
Fuhr (E)	2	120	5	6	0	0	3.00	31	.838	1-1-0
Exelby (E)	1	60	3	5	1	0	5.00	24	.828	0-1-0
EDMONTON TOTAL	3	181	8	12	0	0	3.98	55	.821	1-2-0

POWER-PLAY GOALS:

PITTSBURGH (4 for 16)--Lemieux (2), Tanti & Pederson
 EDMONTON (2 for 15)--Smith, G. & Simpson

All-Time vs OILERS

	GP	W	L	T	PTS	GF	GA
Pittsburgh Home	17	6	10	1	13	62	85
Pittsburgh Away	18	3	14	1	7	62	102
1979-1990 TOTAL	35	9	24	2	20	124	187

LAST WIN BY:

PITTSBURGH at Home: February 2, 1990 (6-3) (0-0-0 since last win)
 PITTSBURGH on Road: November 4, 1989 (3-1) (0-1-0 since last win)
 EDMONTON at Home: March 6, 1990 (4-3 OT) (0-0-0 since last win)
 EDMONTON on Road: March 5, 1989 (4-2) (0-1-0 since last win)

PITTSBURGH VS HARTFORD

1989-1990	GP	W	L	T	PTS	GF	GA	PPG	SHG	PEN	PIM
PITTSBURGH	3	0	2	1	1	9	15	2-15	0	26	63
HARTFORD	3	2	0	1	5	15	9	2-12	1	30	82

AT PITTSBURGH (0-1-1)

Dec. 19 **HARTFORD** 8 (SIDORKIEWICZ) at Pittsburgh 4 (Barrasso)
 Mar. 25 Pittsburgh 2 (Young) at **HARTFORD** 4 (WHITMORE)
 Mar. 27 Hartford 3 (Sidorkiewicz) at Pittsburgh 3 (Pietrangelo)
 Young replaced Barrasso at 28:42 on Dec. 19th

AT HARTFORD (0-1-0)

WG-Tippett
 WG-Tomlak

GOALS & SHOTS BY PERIODS:

	1ST	2ND	3RD	OVT	TOTAL
PITTSBURGH	3-24	3-31	3-21	0-4	9-80
HARTFORD	6-27	4-30	5-23	0-0	15-80

PITTSBURGH	GP	G	A	PTS	PIM	SOG	+/-	HARTFORD	GP	G	A	PTS	PIM	SOG	+/-
Coffey	3	1	3	4	4	12	-4	Francis	3	2	4	6	2	11	+4
Brown	3	2	1	3	4	7	-1	Krygier	1	2	2	4	2	4	+4
Cullen	3	1	2	3	2	9	-4	Verbeek	3	1	3	4	6	9	+3
Recchi	3	1	2	3	2	6	E	Evason	3	1	2	3	2	4	+1
McBain	1	1	1	2	0	3	E	Tippett	3	1	2	3	0	3	+1
Stevens	3	1	1	2	21	5	-1	Corriveau	2	2	0	2	2	3	+2
Lemieux	1	0	2	2	0	4	E	Cunneynworth	3	1	1	2	0	4	+1
Tanti	1	1	0	1	4	7	-1	Jennings	3	1	1	2	8	3	+6
Errey	3	1	0	1	4	1	E	Shaw	3	1	1	2	2	6	+4
Quinn	1	0	1	1	0	0	-2	Young	3	1	1	2	0	10	-1
Dineen	2	0	1	1	2	1	+2	Ferraro	3	0	2	2	6	5	+1
Pederson	2	0	1	1	2	2	E	Ladouceur	3	0	2	2	2	1	-1
Bourque	3	0	1	1	2	2	-3	Samuelsson	3	0	2	2	10	2	+3
Gilhen	3	0	1	1	0	3	-1	Burt	2	1	0	1	17	1	E
Johnson	3	0	1	1	4	3	-3	Tomlak	3	1	0	1	2	5	E
Barrasso	1	0	0	0	0	0	-	Babych	1	0	1	1	0	5	+1
Delorme	1	0	0	0	0	1	-1	Quenneville	2	0	1	1	2	1	+1
Kyle	1	0	0	0	0	1	+1	Dineen	1	0	0	0	0	4	E
Pietrangelo	1	0	0	0	0	0	-	Govaderis	1	0	0	0	0	0	E
Callander	2	0	0	0	0	1	-1	Martin	1	0	0	0	2	0	-1
Caufield	2	0	0	0	4	0	E	Whitmore	1	0	0	0	0	0	-
Loney	2	0	0	0	0	3	-3	Hull	2	0	0	0	15	1	-1
Smith	2	0	0	0	0	1	-1	McKenzie	2	0	0	0	2	0	E
Young	2	0	0	0	0	0	-	Sidorkiewicz	2	0	0	0	0	0	-
Dahlquist	3	0	0	0	2	0	-3	Kastelic	3	0	0	0	0	2	+1
Hillier	3	0	0	0	4	3	-2								
Zalapski	3	0	0	0	2	5	-1								
TOTAL	3		(9-18-27)	63	80			TOTAL	3		(15-25-40)	82	80		

GOALTENDERS

	GP	MP	GF	GA	ENG	SO	AVG	SAVES	SPCT.	W-L-T
Pietrangelo (P)	1	65	3	3	0	0	2.77	21	.875	0-0-1
Young (P)	2	90	5	6	0	0	4.00	35	.854	0-1-0
Barrasso (P)	1	29	1	6	0	0	12.41	9	.786	0-1-0
PITTSBURGH TOTAL	3	185	9	15	0	0	4.87	65	.813	0-2-1
Whitmore (H)	1	60	4	2	0	0	2.00	18	.900	1-0-0
Sidorkiewicz (H)	2	125	11	7	0	0	3.36	53	.883	1-0-1
HARTFORD TOTAL	3	185	15	9	0	0	2.92	71	.888	2-0-1

POWER-PLAY GOALS:

PITTSBURGH (2 for 15)--Brown(2)

HARTFORD (2 for 12)--Cunneynworth & Shaw

SHORTHANDED GOALS:

HARTFORD (1)--Francis

All-Time vs WHALERS

	GP	W	L	T	PTS	GF	GA
Pittsburgh Home	18	9	6	3	21	79	71
Pittsburgh Away	17	6	11	0	12	70	85
1979-1990 TOTAL	35	15	17	3	33	149	156

LAST WIN BY:

PITTSBURGH at Home: April 3, 1988 (4-2) (0-2-1 since last win)

PITTSBURGH on Road: Dec. 26, 1988 (4-3 OT) (0-2-0 since last win)

HARTFORD at Home: March 25, 1990 (4-2) (0-0-0 since last win)

HARTFORD on Road: December 19, 1989 (8-4) (0-0-1 since last win)

PITTSBURGH VS LOS ANGELES

1989-1990	GP	W	L	T	PTS	GF	GA	PPG	SHG	PEN	PIM
PITTSBURGH	3	1	2	0	2	13	22	5-18	0	19	55
LOS ANGELES	3	2	1	0	4	22	13	6-9	2	27	71

AT PITTSBURGH (1-1-0)

Oct. 31 **LOS ANGELES 8** (HRUDEY) at Pittsburgh 4 (Young)
 Feb. 10 Los Angeles 6 (Gosselin) at **PITTSBURGH 7** (YOUNG)
 Mar. 10 Pittsburgh 2 (Chevrier) at **LOS ANGELES 8** (HRUDEY)

AT LOS ANGELES (0-1-0)

WG-Kasper
 WG-Brown
 WG-Krushelnyski

Pietrangelo replaced Young at 40:00 on Oct. 31st
 Gosselin replaced Hrudey at 20:00 on Feb. 10th; Pietrangelo replaced Chevrier at 40:00 on Mar. 10th;
 Chevrier replaced Pietrangelo at 40:00 on Mar. 10th; Scott replaced Hrudey at 40:00 on Mar. 10th

GOALS & SHOTS BY PERIODS:

	1ST	2ND	3RD	OVT	TOTAL
PITTSBURGH	3-28	3-38	7-33	***	13-99
LOS ANGELES	11-42	7-33	4-25	***	22-100

PITTSBURGH	GP	G	A	PTS	PIM	SOG	+/-	LOS ANGELES	GP	G	A	PTS	PIM	SOG	+/-
Brown	3	3	1	4	0	11	-3	Gretzky	3	4	6	10	0	15	+5
Stevens	2	3	0	3	0	7	-4	Robitaille	3	5	4	9	0	10	+7
Bourque	3	1	2	3	4	7	-3	Tonelli	3	4	3	7	4	6	-2
Coffey	3	1	2	3	4	10	-6	Nicholls	1	2	3	5	2	5	+3
Cullen	3	1	2	3	9	8	-2	Duchesne	3	2	2	4	0	10	+3
Lemieux	2	0	3	3	4	6	-4	Elik	2	1	2	3	0	4	+5
Recchi	3	0	3	3	2	4	E	Krushelnyski	2	1	2	3	2	4	E
Zemlak	2	1	1	2	0	2	-1	Kasper	3	1	2	3	2	4	-2
Dineen	3	1	1	2	2	6	-2	Taylor	3	0	3	3	4	6	+6
Loney	3	1	1	2	15	6	+1	Sandstrom	1	1	1	2	0	4	E
Zalapski	1	0	2	2	0	3	E	McSorley	3	1	1	2	2	5	E
Errey	3	0	2	2	0	4	-3	Prajisler	2	0	2	2	2	3	E
Quinn	1	1	0	1	2	8	E	Watters	3	0	2	2	16	2	+4
Hillier	2	0	1	1	2	2	-1	Benning	1	0	1	1	0	2	E
Pederson	2	0	1	1	0	3	+1	Beck	2	0	1	1	2	2	+1
Gilhen	3	0	1	1	0	3	-2	Laidlaw	3	0	1	1	6	0	+4
Caufield	1	0	0	0	5	0	E	Allison	1	0	0	0	2	0	E
Chevrier	1	0	0	0	0	0	E	Duncanson	1	0	0	0	0	0	E
McBain	1	0	0	0	0	0	-1	Gosselin	1	0	0	0	0	0	-
Delorme	2	0	0	0	2	1	-2	Granato	1	0	0	0	0	4	+1
Pietrangelo	2	0	0	0	0	0	-	Halkidis	1	0	0	0	11	1	E
Tanti	2	0	0	0	0	2	-1	McDonough	1	0	0	0	0	1	E
Young	2	0	0	0	0	0	-	Scott	1	0	0	0	0	0	-
Dahlquist	3	0	0	0	2	3	E	Crowder	2	0	0	0	7	1	E
Johnson	3	0	0	0	2	3	-3	Makela	2	0	0	0	0	1	-2
Kyte	3	0	0	0	0	0	E	Miller	2	0	0	0	5	1	E
								Robinson	2	0	0	0	2	1	+2
								Hrudey	3	0	0	0	0	0	-
								Kudelski	3	0	0	0	0	8	-2
								Bench					2		

TOTAL	3	(13-23-36)	55	99				TOTAL	3	(22-36-58)	71	100
--------------	---	------------	----	----	--	--	--	--------------	---	------------	----	-----

GOALTENDERS	GP	MP	GF	GA	ENG	SO	AVG	SAVES	SPCT.	W-L-T
Pietrangelo (P)	2	34	3	2	0	0	3.53	11	.846	0-0-0
Young (P)	2	100	9	13	0	0	7.80	41	.759	1-1-0
Chevrier (P)	1	46	1	7	0	0	9.13	26	.788	0-1-0
PITTSBURGH TOTAL	3	180	13	22	0	0	7.33	78	.780	1-2-0
Scott (LA)	1	20	1	1	0	0	3.00	8	.888	0-0-0
Hrudey (LA)	3	120	19	7	0	0	3.50	55	.887	2-0-0
Gosselin (LA)	1	40	2	4	1	0	6.00	23	.821	0-1-0
LOS ANGELES TOTAL	3	180	22	13	0	0	4.33	86	.869	2-1-0

POWER-PLAY GOALS:

PITTSBURGH (5 for 18)-Stevens (2), Brown (2) & Zemlak

LOS ANGELES (6 for 9)-Tonelli (3), Gretzky, Nicholls & Robitaille

SHORTHANDED GOALS:

LOS ANGELES (2)-Gretzky & Krushelnyski

PENALTY SHOT:

Sandstrom scored vs. Young on Feb. 10th

All-Time vs KINGS

	GP	W	L	T	PTS	GF	GA
Pittsburgh Home	59	34	17	8	76	227	187
Pittsburgh Away	57	14	35	8	36	149	217
1967-1990 TOTAL	116	48	52	16	112	376	404

LAST WIN BY:

PITTSBURGH at Home: February 10, 1990 (7-6) (0-0-0 since last win)

PITTSBURGH on Road: February 13, 1988 (7-5) (0-3-0 since last win)

LOS ANGELES at Home: March 10, 1990 (8-2) (0-0-0 since last win)

LOS ANGELES on Road: October 31, 1989 (8-4) (0-1-0 since last win)

PITTSBURGH VS MINNESOTA

1989-1990	GP	W	L	T	PTS	GF	GA	PPG	SHG	PEN	PIM
PITTSBURGH	3	1	1	1	3	14	16	4-17	1	22	66
MINNESOTA	3	1	1	1	3	16	14	8-17	0	20	51

AT PITTSBURGH (1-1-0)

Dec. 14 Pittsburgh 4 (Barrasso) at Minnesota 4 (Casey)
 Mar. 4 Minnesota 6 (Myllys) at **PITTSBURGH 8 (YOUNG)**
 Mar. 17 **MINNESOTA 6 (CASEY)** at Pittsburgh 2 (Chevrier)

AT MINNESOTA (0-0-1)

WG-Cullen
 WG-McRae

Young replaced Pietrangelo at 33:00 on Mar. 4th

GOALS & SHOTS BY PERIODS:

	1ST	2ND	3RD	OVT	TOTAL
PITTSBURGH	4-29	4-38	6-29	0-3	14-99
MINNESOTA	4-29	6-29	6-40	0-2	16-100

PITTSBURGH	GP	G	A	PTS	PIM	SOG	+/-	MINNESOTA	GP	G	A	PTS	PIM	SOG	+/-
Cullen	3	2	5	7	0	7	+1	Murphy	3	2	6	8	4	10	E
Brown	3	4	1	5	2	9	E	Modano	3	4	1	5	2	6	-1
Coffey	3	1	3	4	0	16	-2	Gagner	3	3	2	5	0	10	+1
Recchi	3	1	3	4	0	9	+1	Bellows	3	3	1	4	4	15	-5
Tanti	2	1	2	3	0	4	+1	Broten, N.	3	0	3	3	4	8	-3
Pederson	2	1	2	3	0	6	+1	McRae	3	2	0	2	2	3	+2
Dahlquist	3	1	1	2	7	3	+3	Dahlen	1	0	2	2	0	3	+2
Gilhen	3	1	1	2	0	4	E	Gartner	2	0	2	2	0	7	E
Stevens	3	0	2	2	0	5	E	Chambers	3	0	2	2	15	3	-6
Zalapski	1	1	0	1	2	5	+1	Duchesne	3	0	2	2	0	6	+3
Bourque	3	1	0	1	4	7	+1	Barber	2	1	0	1	0	2	-3
Kachowski	1	0	1	1	4	0	+2	Gavin	3	1	0	1	2	5	+1
Lemieux	1	0	1	1	0	4	+1	Donatelli	1	0	1	1	0	0	-1
Barrasso	1	0	0	0	0	0	-	Siren	1	0	1	1	0	1	E
Buskas	1	0	0	0	2	0	-1	Wilkinson	1	0	1	1	2	2	+2
Chevrier	1	0	0	0	0	0	-	Zettler	1	0	1	1	0	2	-2
Kyte	1	0	0	0	0	0	-1	Broten, A.	2	0	1	1	0	2	E
McBain	1	0	0	0	0	1	E	Balderis	1	0	0	0	0	3	-1
Pietrangelo	1	0	0	0	0	0	-	Lappin	1	0	0	0	0	1	-1
Quinn	1	0	0	0	0	2	E	Mackey	1	0	0	0	2	1	E
Smith	1	0	0	0	17	3	E	Myllys	1	0	0	0	0	0	-
Young	1	0	0	0	0	0	-	Berezan	2	0	0	0	0	0	-1
Zemlak	1	0	0	0	0	0	-1	Casey	2	0	0	0	2	0	-
Caufield	2	0	0	0	12	1	+1	Churla	2	0	0	0	2	3	+1
Delorme	2	0	0	0	0	0	+2	Giles	3	0	0	0	2	2	+1
Dineen	2	0	0	0	2	0	+1	Musil	3	0	0	0	4	3	+1
Loney	2	0	0	0	2	3	-1	Tinordi	3	0	0	0	4	2	-1
Errey	3	0	0	0	4	3	-1								
Hillier	3	0	0	0	2	2	-1								
Johnson	3	0	0	0	6	5	+1								
TOTAL	3	(14-22-36)	66	99				TOTAL	3	(16-26-42)	51	100			

GOALTENDERS

	GP	MP	GF	GA	ENG	SO	AVG	SAVES	SPCT.	W-L-T
Young (P)	1	27	3	1	0	0	2.22	17	.944	1-0-0
Barrasso (P)	1	65	4	4	0	0	3.69	35	.897	0-0-1
Chevrier (P)	1	60	2	6	0	0	6.00	21	.777	0-1-0
Pietrangelo (P)	1	33	5	5	0	0	9.09	11	.688	0-0-0
PITTSBURGH TOTAL	3	185	14	16	0	0	5.19	84	.840	1-1-1
Casey (M)	2	125	10	6	0	0	2.88	59	.908	1-0-1
Myllys (M)	1	59	6	7	1	0	7.12	26	.788	0-1-0
MINNESOTA TOTAL	3	185	16	14	0	0	4.54	85	.859	1-1-1

POWER-PLAY GOALS:

PITTSBURGH (4 for 17)—Brown (3) & Zalapski

MINNESOTA (8 for 17)—Bellows (3), Murphy (2), Gagner (2) & Modano

SHORTHANDED GOALS:

PITTSBURGH (1)—Recchi

All-Time vs NORTH STARS

	GP	W	L	T	PTS	GF	GA
Pittsburgh Home	52	32	15	5	69	198	139
Pittsburgh Away	51	17	29	5	39	174	200
1967-1990 TOTAL	103	49	44	10	108	372	339

LAST WIN BY:

PITTSBURGH at Home: March 4, 1990 (8-6) (0-1-0 since last win)

PITTSBURGH on Road: January 12, 1989 (9-2) (0-1-1 since last win)

MINNESOTA at Home: March 20, 1989 (7-2) (0-0-1 since last win)

MINNESOTA on Road: March 17, 1990 (6-2) (0-0-0 since last win)

PITTSBURGH VS MONTREAL

1989-1990	GP	W	L	T	PTS	GF	GA	PPG	SHG	PEN	PIM
PITTSBURGH	3	1	2	0	2	4	17	1-11	0	20	72
MONTREAL	3	2	1	0	4	17	4	4-11	0	23	74

AT PITTSBURGH (1-0-0)

Oct. 14 Montreal 1 (ROY) at PITTSBURGH 2 (YOUNG)
 Oct. 28 Pittsburgh 1 (Young) at MONTREAL 5 (ROY)
 Feb. 24 Pittsburgh 1 (Pietrangelo) at MONTREAL 11 (ROY)

AT MONTREAL (0-2-0)

WG-Hillier*
 WG-Carbonneau
 WG-Svoboda

Young replaced Barrasso at 5:49 on Oct. 14th
 *Hillier scored at 1:40 of overtime on Oct. 14th

GOALS & SHOTS BY PERIODS:

	1ST	2ND	3RD	OVT	TOTAL
PITTSBURGH	0-28	0-29	3-25	1-1	4-83
MONTREAL	4-41	9-46	4-37	0-0	17-124

PITTSBURGH	GP	G	A	PTS	PIM	SOG	+/-	MONTREAL	GP	G	A	PTS	PIM	SOG	+/-
Brown	3	0	3	3	0	7	E	Corson	3	4	2	6	5	11	+5
Lemieux	2	0	2	2	0	2	E	Carbonneau	2	2	3	5	0	6	+4
Hillier	2	1	0	1	0	2	+1	Richer	3	3	1	4	0	12	+4
McBain	2	1	0	1	0	3	E	Courtнал	3	2	2	4	2	23	+3
Quinn	2	1	0	1	0	8	-1	Svoboda	3	1	3	4	12	6	+6
Bourque	3	1	0	1	4	6	-3	Chelios	2	0	3	3	4	4	E
Coffey	3	0	1	1	0	16	-1	McPhee	1	1	1	2	0	5	+3
Johnson	3	0	1	1	2	3	-5	Keane	3	1	1	2	4	3	+1
Gilhen	3	0	1	1	0	3	-3	Lumme	3	1	1	2	4	6	+4
Barrasso	1	0	0	0	0	0	-	Skrudland	1	0	2	2	2	1	+4
Capuano	1	0	0	0	0	0	E	Desjardins, E.	3	0	2	2	0	1	+2
Dahlquist	1	0	0	0	0	0	-1	Walter	3	0	2	2	0	9	+1
Pederson	1	0	0	0	0	3	-3	Lemieux, C.	1	1	0	1	0	3	+1
Pietrangelo	1	0	0	0	0	0	-	Naslund	3	1	0	1	0	4	+1
Tanti	1	0	0	0	0	1	-3	Ewen	1	0	1	1	4	1	+2
Zemlak	1	0	0	0	7	1	-3	Lefebvre	2	0	1	1	0	2	+1
Callander	2	0	0	0	15	3	-1	Smith	2	0	1	1	0	5	+1
Caufield	2	0	0	0	11	1	E	Lebeau	3	0	1	1	0	3	+1
Cullen	2	0	0	0	6	2	-4	Ludwig	3	0	1	1	2	2	+2
Dineen	2	0	0	0	0	1	-2	Roy	3	0	1	1	0	0	-
Errey	2	0	0	0	0	2	E	Chorske	1	0	0	0	0	5	E
Recchi	2	0	0	0	0	3	-3	Desjardins, M.	1	0	0	0	2	1	E
Young	2	0	0	0	0	0	-	Odelein	1	0	0	0	10	0	+1
Zalapski	2	0	0	0	0	3	-2	Pederson	1	0	0	0	2	1	E
Delorme	3	0	0	0	0	0	-4	Schneider	1	0	0	0	0	4	+4
Kyle	3	0	0	0	6	1	-6	Gilchrist	2	0	0	0	2	4	-1
Loney	3	0	0	0	7	3	-3	Lemieux, J.	2	0	0	0	17	2	E
Stevens	3	0	0	0	12	9	-3	Bench					2		
Bench					2										
TOTAL	3		(4-8-12)	72	83			TOTAL	3		(17-29-46)	74	124		

GOALTENDERS

	GP	MP	GF	GA	ENG	SO	AVG	SAVES	SPCT.	W-L-T
Barrasso (P)	1	6	0	0	0	0	0.00	6	1.000	0-0-0
Young (P)	2	116	3	6	0	0	3.10	51	.895	1-1-0
Pietrangelo (P)	1	60	1	11	0	0	11.00	50	.820	0-1-0
PITTSBURGH TOTAL	3	182	4	17	0	0	5.60	107	.863	1-2-0
Roy (M)	3	182	17	4	0	0	1.32	79	.952	2-1-0
MONTREAL TOTAL	3	182	17	4	0	0	1.32	79	.952	2-1-0

POWER-PLAY GOALS:

PITTSBURGH (1 for 11)-Quinn
 MONTREAL (4 for 11)-Corson (3) & Courtнал

All-Time vs CANADIENS

	GP	W	L	T	PTS	GF	GA
Pittsburgh Home	52	16	28	8	40	151	195
Pittsburgh Away	53	4	44	5	13	130	277
1967-1990 TOTAL	105	20	72	13	53	281	472

LAST WIN BY:

PITTSBURGH at Home: October 14, 1989 (2-1 OT) (0-0-0 since last win)
 PITTSBURGH on Road: October 29, 1988 (5-4) (0-2-0 since last win)
 MONTREAL at Home: February 24, 1990 (11-1) (0-0-0 since last win)
 MONTREAL on Road: March 18, 1989 (7-2) (0-1-0 since last win)

PITTSBURGH VS NEW JERSEY

1989-1990	GP	W	L	T	PTS	GF	GA	PPG	SHG	PEN	PIM
PITTSBURGH	7	2	4	1	5	22	29	9-39	0	61	183
NEW JERSEY	7	4	2	1	9	29	22	7-33	3	64	170

AT PITTSBURGH (1-2-0)

Oct. 7	Pittsburgh 4 (Barrasso) at NEW JERSEY 4 (Burke)
Nov. 27	NEW JERSEY 6 (BURKE) at Pittsburgh 3 (Young)
Dec. 8	PITTSBURGH 3 (PIETRANGELO) at New Jersey 2 (Burke)
Jan. 10	Pittsburgh 3 (Barrasso) at NEW JERSEY 6 (BURKE)
Jan. 23	NEW JERSEY 4 (BURKE) at Pittsburgh 2 (Young)
Feb. 28	NEW JERSEY 1 (Terrerri) at PITTSBURGH 2 (PIETRANGELO)
Mar. 2	Pittsburgh 5 (Young) at NEW JERSEY 6 (TERRERI)

AT NEW JERSEY (1-2-1)

WG-Shanahan
WG-Lemieux
WG-MacLean
WG-Brown
WG-Recchi
WG-Brooke

GOALS & SHOTS BY PERIODS:

		1ST	2ND	3RD	OVT	TOTAL									
PITTSBURGH		7-75	7-66	8-56	0-0	22-197									
NEW JERSEY		13-71	7-80	9-71	0-4	29-226									
PITTSBURGH	GP	G	A	PTS	PIM	SOG	+/-	NEW JERSEY	GP	G	A	PTS	PIM	SOG	+/-
Lemieux	5	1	8	9	16	18	-5	Fetisov	7	2	6	8	6	11	+6
Brown	7	3	4	7	17	13	+1	Brown	6	2	5	7	2	13	+4
Stevens	7	3	3	6	6	24	-4	Sundstrom, Pa.	5	4	2	6	6	11	+6
Cullen	6	1	5	6	0	11	-2	MacLean	7	4	2	6	10	25	+4
Coffey	7	3	2	5	7	20	-3	Brooke	7	4	1	5	17	19	+1
Tanti	4	1	4	5	2	10	-1	Turgeon	4	2	3	5	6	7	+2
Bourque	6	2	2	4	2	10	-3	Muller	7	1	4	5	12	11	+3
Recchi	6	2	2	4	0	14	-4	Albelin	7	0	5	5	6	15	+1
Errey	7	2	1	3	18	7	+2	Driver	7	0	5	5	4	22	+4
Loney	6	0	3	3	17	6	-2	Shanahan	7	2	2	4	11	19	+2
Quinn	3	1	1	2	6	6	-4	Kasatonov	4	1	3	4	0	6	+6
Dahlquist	6	1	1	2	2	8	-4	Ojahan	6	2	1	3	0	6	+2
Hillier	6	0	2	2	11	6	EE	Johnson	6	1	2	3	0	10	EE
Johnson	7	0	2	2	27	3	+1	Poddubny	5	2	0	2	6	9	+1
Delorme	6	1	0	1	0	7	-2	Morris	1	1	1	2	0	1	+2
McBain	3	1	0	1	2	5	EE	Maley	5	0	2	2	4	2	+1
Zalapski	4	0	1	1	0	3	EE	Conacher	2	1	0	1	2	4	EE
Capuano	1	0	0	0	0	0	-1	Ruotsalainen	2	0	1	1	0	6	+1
Caufield	1	0	0	0	0	6	0	Ysebaert	2	0	1	1	0	2	+1
Smith	1	0	0	0	0	0	EE	Brotten	3	0	1	1	7	11	EE
Barrasso	2	0	0	0	0	0	0	Starikov	3	0	1	1	4	2	+1
Kachowski	2	0	0	0	0	2	EE	Korn	4	0	1	1	31	3	+1
Leach	2	0	0	0	0	1	EE	Brady	1	0	0	0	0	2	-1
Pietrangelo	2	0	0	0	0	0	-1	Crowder	1	0	0	0	0	0	EE
Zemlak	2	0	0	0	9	1	-1	Sundstrom, Pe.	1	0	0	0	0	2	EE
Callander	3	0	0	0	2	2	-2	Terrerri	2	0	0	0	0	0	-1
Kyte	3	0	0	0	10	1	-2	Weinrich	2	0	0	0	0	0	+1
Young	3	0	0	0	2	0	-1	Wolann	2	0	0	0	2	1	+1
Pederson	4	0	0	0	2	4	-2	Huscroft	3	0	0	0	4	0	EE
Gilhen	5	0	0	0	0	12	-1	Veliscek	3	0	0	0	2	2	EE
Dineen	6	0	0	0	19	3	-5	Burke	5	0	0	0	2	0	-1
								Daneyko	5	0	0	0	22	4	-1
								Bench							4
TOTAL	7	(22-41-63)	183	197				TOTAL	7	(29-49-78)	170	226			

GOALTENDERS	GP	MP	GF	GA	ENG	SO	AVG	SAVES	SPCT.	W-L-T
Pietrangelo (P)	2	120	5	3	0	0	1.50	50	.943	2-0-0
Barrasso (P)	2	125	7	10	0	0	4.80	63	.863	0-1-1
Young (P)	3	177	10	15	1	0	5.08	84	.848	0-3-0
PITTSBURGH TOTAL	7	425	22	29	0	0	4.09	197	.872	2-4-1
Burke (N.J.)	5	305	22	15	0	0	2.95	124	.892	3-1-1
Terrerri (N.J.)	2	120	7	7	0	0	3.50	51	.879	1-1-0
NEW JERSEY TOTAL	7	425	29	22	0	0	3.11	175	.888	4-2-1

POWER-PLAY GOALS: PITTSBURGH (9 for 39)–Stevens (2), Coffey (2), Quinn, McBain, Bourque, Recchi & Tanti
 NEW JERSEY (7 for 33)–Turgeon (2), Poddubny, Sundstrom, MacLean, Muller and Shanahan

SHORTHANDED GOALS: NEW JERSEY (3)–MacLean (2) & Brown

All-Time vs DEVILS	GP	W	L	T	PTS	GF	GA
Pittsburgh Home	44	25	16	3	53	184	160
Pittsburgh Away	43	15	20	8	38	156	165
1974-1990 TOTAL	87	40	36	11	91	340	325

LAST WIN BY:
PITTSBURGH at Home: February 28, 1990 (2-1) (0-0-0 since last win)
PITTSBURGH on Road: December 8, 1989 (3-2) (0-2-0 since last win)
NEW JERSEY at Home: March 2, 1990 (6-5) (0-0-0 since last win)
NEW JERSEY on Road: January 23, 1990 (4-2) (0-1-0 since last win)

PITTSBURGH VS NY ISLANDERS

1989-1990	GP	W	L	T	PTS	GF	GA	PPG	SHG	PEN	PIM
PITTSBURGH	7	3	3	1	7	32	35	11-41	1	67	194
NY ISLANDERS	7	3	3	1	7	35	32	14-34	1	73	212

AT PITTSBURGH (3-1-0)

Nov. 2	NY Islanders 2 (Healy) at PITTSBURGH 5 (PIETRANGELO)
Nov. 18	NY Islanders 3 (Healy) at PITTSBURGH 5 (YOUNG)
Dec. 23	Pittsburgh 6 (Barrasso) at NY ISLANDERS 8 (FITZPATRICK)
Jan. 27	Pittsburgh 3 (Barrasso) at NY ISLANDERS 9 (FITZPATRICK)
Feb. 6	NY ISLANDERS 8 (FITZPATRICK) at Pittsburgh 7 (Barrasso)
Feb. 22	NY Islanders 3 (Fitzpatrick) at PITTSBURGH 4 (PIETRANGELO)
Mar. 18	Pittsburgh 2 (Young) at NY Islanders 2 (Healy); Young replaced Barrasso at 30:57 on Jan. 27th; Maloney scored at 4:28 of overtime on Feb. 6th; Gilhen scored at 4:26 of overtime on Feb. 22nd

AT NY ISLANDERS (0-2-1)

WG-Bourque
WG-Callander
WG-LaFontaine
WG-McDonough
WG-Maloney*
WG-Gilhen*

GOALS & SHOTS BY PERIODS:

PITTSBURGH		1ST		2ND		3RD		OVT		TOTAL					
NY ISLANDERS		11-84		11-78		9-78		1-6		32-246					
		14-91		11-65		9-58		1-4		35-218					
PITTSBURGH	GP	G	A	PTS	PIM	SOG	+/-	ISLANDERS	GP	G	A	PTS	PIM	SOG	+/-
Lemieux	5	3	11	14	0	30	-1	LaFontaine	7	9	6	15	0	38	-5
Coffey	7	5	9	14	6	38	-1	Norton	5	1	8	9	4	13	-5
Cullen	7	4	5	9	4	34	-3	Crossman	7	2	6	8	4	21	-1
Brown	7	3	4	7	5	18	-2	Maloney	7	2	6	8	6	10	-1
Recchi	7	3	3	6	2	13	+2	King	4	3	4	7	4	8	-2
Stevens	7	4	1	5	4	15	-1	Flatley	6	3	4	7	16	15	+2
Zalapski	4	1	4	5	4	8	-2	McDonough	5	4	2	6	16	8	+3
Gilhen	5	2	1	3	0	5	+3	Sutter	6	2	4	6	2	20	+4
Bourque	6	2	1	3	8	7	+1	Wood	6	2	3	6	4	16	+3
Loney	7	2	1	3	27	8	-1	Nylund	6	0	5	5	25	8	+3
Callander	2	1	2	3	4	2	+3	Trottier	6	2	2	4	2	10	+2
Tanti	4	1	2	3	2	8	-3	Kerr	7	1	3	4	19	7	-5
Errey	7	1	2	3	35	12	+1	Lauer	7	1	2	3	0	7	E
Pederson	4	0	2	2	14	8	-2	Volek	7	0	3	3	2	8	+1
Zemlak	2	0	1	1	7	2	E	Diduck	7	0	2	2	27	7	+2
Caufield	2	0	1	1	2	0	+1	Laxdal	1	1	0	1	0	1	+1
Quinn	3	0	1	1	0	6	-1	Makela	2	1	0	1	0	3	-2
Young	3	0	1	1	0	0	-	Henry	3	0	1	1	0	2	+1
Delorme	5	0	1	1	4	2	-1	Chynoweth	1	0	0	0	2	0	E
Johnson	7	0	1	1	42	5	-	Finley	1	0	0	0	0	0	E
Kachowski	1	0	0	0	2	0	E	Gagne	1	0	0	0	0	0	+1
Leach	1	0	0	0	0	0	E	McBean	1	0	0	0	0	1	-1
Smith	1	0	0	0	0	2	E	Pilon	1	0	0	0	14	0	-2
Pietrangelo	2	0	0	0	2	0	E	Pryor	1	0	0	0	0	1	-1
Barrasso	3	0	0	0	0	0	E	Thibaudeau	1	0	0	0	2	2	+1
McBain	3	0	0	0	0	6	E	Bergevin	2	0	0	0	2	1	+2
Dahlquist	5	0	0	0	8	6	+1	Reekie	2	0	0	0	0	1	-1
Hillier	5	0	0	0	4	4	+4	Chyzowski	3	0	0	0	7	1	E
Kyte	5	0	0	0	0	1	-1	Healy	3	0	0	0	5	0	-
Dineen	7	0	0	0	6	6	+1	Fitzpatrick	4	0	0	0	2	0	-
Bench						2		Gronstrand	4	0	0	0	0	2	E
								Baumgartner	5	0	0	0	25	3	+4
								Vukota	6	0	0	0	20	4	E
								Bench							2

TOTAL	7	(32-54-86)	194	246	TOTAL	7	(35-61-96)	212	218	
GOALTENDERS	GP	MP	GF	GA	ENG	SO	AVG	SAVES	SPCT.	W-L-T
Pietrangelo (P)	2	124	9	5	0	0	2.42	55	.917	2-0-0
Young (P)	3	154	9	7	0	0	2.73	67	.905	1-0-1
Barrasso (P)	3	155	14	22	1	0	8.52	61	.735	0-3-0
PITTSBURGH TOTAL	7	433	32	35	0	0	4.85	183	.839	3-3-1
Healy (NYI)	3	184	7	11	1	0	3.59	82	.882	0-2-1
Fitzpatrick (NYI)	4	248	28	20	0	0	4.84	132	.868	3-1-0
NY ISLANDERS TOTAL	7	433	35	32	0	0	4.43	214	.870	3-3-1

POWER-PLAY GOALS:

PITTSBURGH (11 for 41)—Coffey (3), Cullen (2), Lemieux (2), Zalapski, Stevens, Recchi & Tanti

NY ISLANDERS (14 for 34)—LaFontaine (4), Flatley (2), King (2), Sutter (2), Trottier, Norton, Kerr & Crossman

SHORTHANDED GOALS:

PITTSBURGH (1)—Recchi
NY ISLANDERS (1)—McDonough

All-Time vs ISLANDERS

	GP	W	L	T	PTS	GF	GA
Pittsburgh Home	51	23	18	10	56	190	175
Pittsburgh Away	51	11	32	8	30	153	227
1972-1990 TOTAL	102	34	50	18	86	343	402

LAST WIN BY:

PITTSBURGH at Home: February 22, 1990 (4-3 OT) (0-0-0 since last win)

PITTSBURGH on Road: December 15, 1988 (8-2) (0-3-2 since last win)

NY ISLANDERS at Home: January 27, 1990 (5-2) (0-0-1 since last win)

NY ISLANDERS on Road: Feb. 6, 1990 (6-7 OT) (0-1-0 since last win)

PITTSBURGH vs NY RANGERS

1989-1990	GP	W	L	T	PTS	GF	GA	PPG	SHG	PEN	PIM
PITTSBURGH	7	5	1	1	11	34	23	8-35	1	91	338
NY RANGERS	7	1	5	1	3	23	34	7-39	1	84	306

AT PITTSBURGH (2-0-1)

Oct. 15	Pittsburgh 2 (Young) at NY RANGERS 4 (Froese)
Nov. 14	NY Rangers 0 (Froese) at PITTSBURGH 6 (YOUNG)
Dec. 27	NY Rangers 4 (Vanbiesbroeck) at PITTSBURGH 7 (YOUNG)
Dec. 31	PITTSBURGH 5 (YOUNG) at NY Rangers 4 (Froese)
Jan. 8	PITTSBURGH 7 (BARRASSO) at NY Rangers 5 (Vanbiesbroeck)
Jan. 18	NY Rangers 3 (Richter) at Pittsburgh 3 (Barrasso)
Feb. 14	PITTSBURGH 4 (PIETRANGELO) at NY Rangers 3 (Richter)

AT NY RANGERS (3-1-0)

WG-Sandstrom
WG-Quinn
WG-Quinn
WG-Recchi
WG-Brown

Young replaced Barrasso at 33:19 on Dec. 27th; Vanbiesbroeck replaced Froese at 20:00 on Jan. 8th*;
Loney scored at 3:33 of overtime on Feb. 4th

GOALS & SHOTS BY PERIODS:

		1ST		2ND		3RD		OVT		TOTAL	
PITTSBURGH		7-58		16-67		10-69		1-5		34-199	
NY RANGERS		5-63		12-92		6-63		0-4		23-222	

PITTSBURGH	GP	G	A	PTS	PIM	SOG	+/-	RANGERS	GP	G	A	PTS	PIM	SOG	+/-
Lemieux	7	11	5	16	16	36	+4	Mullen	7	4	3	7	2	27	+2
Coffey	7	4	12	16	12	25	+3	Sandstrom	6	2	4	6	10	21	-7
Cullen	6	2	8	10	36	12	+5	Ogrodnick	7	3	2	5	17	18	-1
Recchi	6	6	3	9	20	13	+6	Kisio	5	3	3	6	21	9	+2
Brown	7	2	5	7	25	9	+4	Leetch	7	1	5	6	2	24	E
Loney	6	3	2	5	2	8	E	Turcotte	7	2	2	4	2	18	-1
Quinn	4	2	2	4	2	11	+2	Wilson	4	1	3	4	17	7	-2
Zalapski	6	0	4	4	10	8	-2	Dahlen	6	2	1	3	2	7	-2
Errey	7	0	4	4	12	8	+2	Shaw	2	0	3	2	2	+5	
McBain	4	1	2	3	26	9	+1	Patrick	5	0	3	3	2	10	-7
Stevens	6	0	3	3	21	18	+4	Greschner	6	1	1	2	16	1	-3
Callander	2	1	1	2	4	3	+1	Hardy	6	0	3	3	35	5	-5
Bourque	6	1	1	2	2	8	+4	Mallete	7	1	1	2	41	5	-1
Dahlquist	6	0	2	2	4	4	+4	Nilan	2	1	0	1	2	5	-1
Caufield	4	1	0	1	20	2	-3	Bloemberg	4	1	0	1	19	5	-4
Leach	1	0	1	1	0	0	+1	Erixon	7	1	0	1	0	13	-4
Tanti	2	0	1	1	2	4	-1	Nicholls	1	0	1	1	0	4	-1
Delorme	4	0	1	1	4	5	E	Richter	2	0	1	1	0	0	-
Young	4	0	1	1	0	0	-	Moller	3	0	1	1	2	4	-4
Gilhen	5	0	1	1	17	4	-1	Janssens	7	0	1	1	14	6	-8
Hillier	6	0	1	1	9	4	+8	Ruff	7	0	1	1	17	13	-2
Capuano	1	0	0	0	0	0	E	Archibald	1	0	0	0	2	0	-1
Pederson	2	0	0	0	2	1	-1	Miller	1	0	0	0	0	2	-1
Pietrangelo	1	0	0	0	0	0	-	Rochefort	2	0	0	0	0	3	E
Zemlak	1	0	0	0	11	1	E	Granato	2	0	0	0	2	5	+1
Barrasso	3	0	0	0	0	0	-	Horava	2	0	0	0	0	1	-1
Kachowski	2	0	0	0	0	0	E	Poeschek	2	0	0	0	15	0	-2
Dineen	5	0	0	0	29	2	+5	Vanbiesbroeck	3	0	0	0	2	0	-
Johnson	6	0	0	0	18	3	E	Brotten	4	0	0	0	5	3	-1
Kyte	7	0	0	0	32	1	+2	Froese	4	0	0	0	0	0	-
Bench					2			King	6	0	0	0	57	4	-1
TOTAL	7		(34-60-94)	338	199			TOTAL	7		(23-39-62)	306	222		

GOALTENDERS

	GP	MP	GF	GA	ENG	SO	AVG	SAVES	SPCT.	W-L-T
Young (P)	4	206	17	9	1	1	2.62	99	.917	3-1-0
Pietrangelo (P)	1	64	4	3	0	0	2.81	21	.875	1-0-0
Barrasso (P)	3	158	13	10	0	0	3.80	79	.888	1-0-1
PITTSBURGH TOTAL	7	429	34	23	1	1	3.22	199	.896	5-1-1
Richter (NYR)	2	129	6	7	0	0	3.26	48	.829	0-1-1
Froese (NYR)	4	183	9	15	0	0	4.91	67	.817	1-2-0
Vanbiesbroeck (NYR)	3	117	8	12	0	0	6.15	50	.806	0-2-0
NY RANGERS TOTAL	7	429	23	34	0	0	4.93	165	.829	1-5-1

POWER-PLAY GOALS:

PITTSBURGH (8 for 35)-Quinn (2), Recchi (2), Lemieux (2), Cullen & Coffey
NY RANGERS (7 for 39)-Sandstrom, Mullen, Dahlen, Leetch, Bloemberg,
Wilson & Kisio

SHORTHANDED GOALS:

PITTSBURGH (1)-Lemieux
NY RANGERS (1)-Kisio

All-Time vs RANGERS

	GP	W	L	T	PTS	GF	GA
Pittsburgh Home	65	23	31	11	57	227	239
Pittsburgh Away	65	24	34	7	55	221	273
1967-1990 TOTAL	130	47	65	18	112	448	512

LAST WIN BY:

PITTSBURGH at Home: December 27, 1989 (7-4) (0-0-1 since last win)
PITTSBURGH on Road: Feb. 14, 1990 (4-3 OT) (0-0-0 since last win)
NY RANGERS at Home: October 15, 1989 (4-2) (0-3-0 since last win)
NY RANGERS on Road: Feb. 18, 1989 (5-3) (0-3-1 since last win)

PITTSBURGH VS PHILADELPHIA

1989-1990	GP	W	L	T	PTS	GF	GA	PPG	SHG	PEN	PIM
PITTSBURGH	7	3	4	0	6	24	29	9-45	1	58	167
PHILADELPHIA	7	4	3	0	8	29	24	4-26	2	79	217

AT PITTSBURGH (2-2-0)

Nov. 28 **PHILADELPHIA 6** (WREGGET) at Pittsburgh 3 (Young)
 Nov. 30 Pittsburgh 1 (Young) at **PHILADELPHIA 4** (WREGGET)
 Jan. 16 Philadelphia 3 (Peeters) at **PITTSBURGH 4** (BARRASSO)
 Jan. 30 **PHILADELPHIA 6** (WREGGET) at Pittsburgh 3 (Young)
 Feb. 11 **PITTSBURGH 4** (PIETRANGELO) at Philadelphia 1 (Wregget)
 Feb. 20 Philadelphia 4 (Wregget) at **PITTSBURGH 6** (YOUNG)
 Mar. 22 Pittsburgh 3 (Young) at **PHILADELPHIA 5** (WREGGET)

AT PHILADELPHIA (1-2-0)

WG-Howe
 WG-Sutter
 WG-Zalapski
 WG-Kerr
 WG-Recchi
 WG-Bourque
 WG-Chychrun

Pietrangelo replaced Young at 20:00 on Nov. 28th; Peeters replaced Wregget at 21:59 on Feb. 11th

GOALS & SHOTS BY PERIODS:

	1ST					2ND					3RD					OVT					TOTAL				
	10-101					8-79					6-48					9-45					24-228				
	11-72					8-79					10-77					***					29-228				
PITTSBURGH	GP	G	A	PTS	PIM	SOG	+/-	FLYERS	GP	G	A	PTS	PIM	SOG	+/-										
Coffey	7	1	8	9	4	37	-7	Bullard	7	4	8	6	24	-2											
Cullen	7	4	4	8	15	22	-3	Tocchet	7	2	6	8	23	19	-2										
Lemieux	5	1	7	8	0	23	-5	Mellanby	7	1	7	8	10	20	+6										
Stevens	6	4	2	6	10	16	-5	Sinisalo	5	4	3	7	2	9	+7										
Recchi	7	2	4	6	2	9	-2	Craven	7	3	3	6	7	17	-1										
Tanti	5	4	1	5	6	10	E	Acton	6	2	4	6	6	10	+8										
Brown	7	3	2	5	6	11	-4	Sutter	6	3	1	4	21	12	+2										
Pederson	5	0	5	5	0	10	-1	Howe	3	2	2	4	4	6	+6										
Loney	5	1	3	4	27	8	E	Propp	2	2	1	3	2	8	+2										
Bourque	7	2	1	3	4	8	E	Kerr	3	2	1	3	9	14	+2										
Zalapski	4	1	1	2	2	10	-1	Smith	5	1	2	3	4	5	+3										
Errey	7	1	1	2	2	20	+1	Chychrun	7	1	2	3	38	6	+3										
Young	5	0	2	2	2	0	-	Huffman	5	0	3	3	4	9	+2										
Delorme	4	0	1	1	4	4	-4	Carkner	7	0	3	3	23	8	+5										
Gilhen	6	0	1	1	10	7	+1	Linseman	3	0	2	2	0	3	+2										
Johnson	6	0	1	1	11	4	-5	Eklund	5	1	0	1	0	3	-1										
Kyte	6	0	1	1	11	2	-2	Murphy	7	1	0	1	2	15	+2										
Barrasso	1	0	0	0	0	0	-	Nachbaur	2	0	1	1	0	0	+1										
Buskas	1	0	0	0	0	1	E	Lacombe	4	0	1	1	0	5	+3										
Callander	1	0	0	0	0	0	-1	Samuelsson	5	0	1	1	8	13	+1										
Kachowski	1	0	0	0	7	0	-1	Wells	5	0	1	1	6	7	+4										
Capuano	1	0	0	0	2	1	-1	Wregget	6	0	1	1	4	0	-										
Leach	2	0	0	0	0	4	E	Baron	1	0	0	0	2	1	-2										
McBain	2	0	0	0	0	0	-2	Latal	2	0	0	0	0	2	-1										
Pietrangelo	2	0	0	0	0	0	-	Biggs	2	0	0	0	2	1	-1										
Quinn	2	0	0	0	0	6	-6	Harding	2	0	0	0	2	3	E										
Zemlak	2	0	0	0	9	1	E	Peeters	2	0	0	0	2	0	-										
Hillier	3	0	0	0	2	2	-1	Sullivan	2	0	0	0	0	1	+1										
Caufield	4	0	0	0	7	0	E	Horacek	3	0	0	0	4	2	+1										
Dahlquist	6	0	0	0	2	8	E	Berube	6	0	0	0	22	5	-4										
Dineen	7	0	0	0	22	4	-1	Bench					4												
TOTAL	7	(24-45-69)	167	228				TOTAL	7	(29-49-78)	217	228													

GOALTENDERS

	GP	MP	GF	GA	ENG	SO	AVG	SAVES	SPCT.	W-L-T
Pietrangelo (P)	2	100	6	3	0	0	1.80	56	.949	1-0-0
Barrasso (P)	1	60	4	3	0	0	3.00	31	.903	1-0-0
Young (P)	4	260	14	23	0	0	5.31	112	.830	1-4-0
PITTSBURGH TOTAL	7	420	24	29	0	0	4.14	199	.873	3-4-0
Peeters (PH)	2	97	3	4	0	0	2.47	41	.911	0-1-0
Wregget (PH)	5	321	26	19	1	0	3.55	163	.896	4-2-0
PHILADELPHIA TOTAL	7	420	29	24	0	0	3.42	204	.895	4-3-0

POWER-PLAY GOALS:

PITTSBURGH (9 for 45)-Brown (3), Cullen (2), Tanti (2), Stevens & Zalapski

SHORTHANDED GOALS:

PHILADELPHIA (4 for 26)-Bullard (2), Howe & Carkner
 PITTSBURGH (1)-Bourque
 PHILADELPHIA (2)-Howe & Eklund

All-Time vs FLYERS

	GP	W	L	T	PTS	GF	GA
Pittsburgh Home	70	28	29	13	69	222	225
Pittsburgh Away	71	8	57	6	22	162	326
1967-1990 TOTAL	141	36	86	19	91	384	551

LAST WIN BY:

PITTSBURGH at Home: February 20, 1990 (6-4) (0-0-0 since last win)
PITTSBURGH on Road: February 11, 1990 (4-1) (0-1-0 since last win)
PHILADELPHIA at Home: March 22, 1990 (5-3) (0-0-0 since last win)
PHILADELPHIA on Road: January 30, 1990 (6-3) (0-1-0 since last win)

PITTSBURGH VS QUEBEC

1989-1990	GP	W	L	T	PTS	GF	GA	PPG	SHG	PEN	PIM
PITTSBURGH	3	2	1	0	4	17	9	3-10	1	23	52
QUEBEC	3	1	2	0	2	9	17	1-14	1	21	75

AT PITTSBURGH (1-0-0)

Nov. 16 Quebec 2 (Fiset) at **PITTSBURGH** 8 (YOUNG)
 Dec. 2 **PITTSBURGH** 7 (PIETRANGELO) at Quebec 4 (Tugnutt)
 Feb. 26 Pittsburgh 2 (Young) at **QUEBEC** 3 (GORDON)

AT QUEBEC (1-1-0)

WG-Lemieux
 WG-Stevens
 WG-DeBlois

GOALS & SHOTS BY PERIODS:

	1ST	2ND	3RD	OVT	TOTAL
PITTSBURGH	7-33	7-37	3-27	***	17-97
QUEBEC	1-40	3-38	5-40	***	9-118

PITTSBURGH	GP	G	A	PTS	PIM	SOG	+/-	QUEBEC	GP	G	A	PTS	PIM	SOG	+/-		
Stevens	3	2	6	8	4	10	+3	Sakic	3	2	3	5	0	15	+2		
Lemieux	2	4	3	7	4	10	+3	Jarvi	2	1	3	4	2	6	+2		
Cullen	3	2	5	7	2	5	+3	Petit	1	1	1	2	0	2	+1		
Errey	3	2	1	3	0	9	+1	DeBlois	3	1	1	2	0	8	+1		
Recchi	3	2	1	3	2	6	+1	Fortier	3	1	1	2	0	7	+1		
Quinn	2	0	3	3	2	7	E	Gilles	3	1	1	2	4	3	-1		
Coffey	3	0	3	3	2	9	+3	Cirella	3	0	2	2	0	9	-1		
Bourque	2	1	1	2	2	1	+2	Loiselle	3	1	0	1	9	7	-3		
Callander	2	1	1	2	2	2	+1	McRae	3	1	0	1	7	5	-3		
Loney	2	1	1	2	2	7	+3	Severyn	1	0	1	1	0	1	+1		
Brown	3	1	1	2	0	6	+2	Stastny	3	0	1	1	2	3	-4		
Johnson	3	1	0	1	8	3	+4	Fiset	1	0	0	0	0	0	-		
Leach	1	0	1	1	0	1	+1	Gordon	1	0	0	0	0	0	-		
Pederson	1	0	1	1	7	1	E	Gronstrand	1	0	0	0	0	1	-1		
McBain	2	0	1	1	0	6	-2	Hough	1	0	0	0	0	3	+1		
Dineen	3	0	1	1	0	1	+3	Kimble	1	0	0	0	0	1	-1		
Kachowski	1	0	0	0	0	0	-	Lawton	1	0	0	0	0	1	-3		
Pietrangelo	1	0	0	0	0	0	-	Marois	1	0	0	0	0	3	-2		
Tanti	1	0	0	0	0	3	-1	Middendorf	1	0	0	0	0	2	-5		
Zalaski	1	0	0	0	2	0	E	Morin	1	0	0	0	2	2	E		
Zemlak	1	0	0	0	0	0	E	Routhier	1	0	0	0	2	0	E		
Delorme	2	0	0	0	0	2	+1	Sevcik	1	0	0	0	0	0	E		
Gilhen	2	0	0	0	4	1	E	Tugnutt	1	0	0	0	0	0	-		
Hillier	2	0	0	0	9	1	+2	Vermette	1	0	0	0	0	1	-2		
Young	2	0	0	0	0	0	-	Brown	2	0	0	0	10	7	-2		
Dahlquist	3	0	0	0	0	4	-3	Finn	2	0	0	0	6	7	-1		
Kyte	3	0	0	0	0	1	+3	Goulet	2	0	0	0	4	5	-2		
								Leschyshyn	2	0	0	0	0	3	-1		
								Picard	2	0	0	0	10	2	-4		
								Fogarty	3	0	0	0	15	9	-3		
								Jackson	3	0	0	0	0	5	-1		
								Bench					2				
TOTAL	3					(17-30-47)	52	97	TOTAL	3					(9-14-23)	75	118

GOALTENDERS	GP	MP	GF	GA	ENG	SO	AVG	SAVES	SPCT.	W-L-T
Young (P)	2	120	10	5	0	0	2.50	68	.932	1-1-0
Pietrangelo (P)	1	60	7	4	0	0	4.00	41	.911	1-0-0
PITTSBURGH TOTAL	3	180	17	9	0	0	3.00	109	.924	2-1-0
Gordon (Q)	1	60	3	2	0	0	2.00	25	.926	1-0-0
Tugnutt (Q)	1	60	4	7	0	0	7.00	25	.781	0-1-0
Fiset (Q)	1	60	2	8	0	0	8.00	30	.789	0-1-0
QUEBEC TOTAL	3	180	9	17	0	0	5.67	80	.825	1-2-0

POWER-PLAY GOALS: PITTSBURGH (3 for 10)-Cullen, Lemieux & Stevens

QUEBEC (1 for 14)-DeBlois

SHORTHANDED GOALS: PITTSBURGH (1)-Errey

QUEBEC (1)-Fortier

All-Time vs NORDIQUES	GP	W	L	T	PTS	GF	GA
Pittsburgh Home	17	9	6	2	20	73	72
Pittsburgh Away	18	8	10	0	16	67	82
1979-1990 TOTAL	35	17	16	2	36	140	154

LAST WIN BY:

PITTSBURGH at Home: November 16, 1989 (8-2) (0-0-0 since last win)

PITTSBURGH on Road: December 2, 1989 (7-4) (0-1-0 since last win)

QUEBEC at Home: February 26, 1990 (3-2) (0-0-0 since last win)

QUEBEC on Road: November 3, 1988 (6-2) (0-2-0 since last win)

PITTSBURGH VS ST. LOUIS

1989-1990	GP	W	L	T	PTS	GF	GA	PPG	SHG	PEN	PIM
PITTSBURGH	3	0	3	0	0	10	22	2-10	0	22	64
ST. LOUIS	3	3	0	0	6	22	10	7-13	0	20	49

AT PITTSBURGH (0-1-0)

Oct. 18 Pittsburgh 3 (Pietrangelo) at ST. LOUIS 9 (MILLEN)

Nov. 11 ST. LOUIS 8 (MILLEN) at Pittsburgh 3 (Young)

Mar. 29 Pittsburgh 4 (Barrasso) at ST. LOUIS 5 (REINDEAU)

Young replaced Pietrangelo at 21:30 on Oct. 18th; Pietrangelo replaced Young at 20:00 on Nov. 11th;
Young replaced Pietrangelo at 40:00 on Nov. 11th

AT ST. LOUIS (0-2-0)

WG-Mormesso

WG-MacLean

WG-Brind'Amour

GOALS & SHOTS BY PERIODS:

PITTSBURGH	1ST	2ND	3RD	OVT	TOTAL
PITTSBURGH	2-16	3-32	5-25	***	10-73
ST. LOUIS	8-41	9-33	5-21	***	22-95

PITTSBURGH	GP	G	A	PTS	PIM	SOG	+/-	ST. LOUIS	GP	G	A	PTS	PIM	SOG	+/-	
Coffey	3	1	3	4	4	20	-4	Hull	3	5	10	0	20	6	+6	
Recchi	3	0	4	4	0	4	+2	Mormesso	3	2	6	8	7	7	+6	
Cullen	2	0	3	3	0	6	-1	Oates	3	4	3	7	0	9	+5	
Lemieux	2	1	2	3	2	2	-5	Brind'Amour	3	3	4	7	2	7	+2	
Errey	3	2	0	2	0	4	-4	MacLean	3	3	3	6	2	4	+3	
Quinn	2	1	1	2	2	2	+1	Zezel	3	2	2	4	0	10	+1	
Callander	3	1	1	2	0	2	+1	Cavallini, P.	3	0	4	4	2	1	+4	
Stevens	3	1	1	2	0	5	-3	Lowry	3	2	0	2	0	6	E	
Brown	3	1	0	1	4	4	-6	Skarda	2	0	2	2	0	0	+4	
Hillier	3	1	0	1	2	1	-5	Cavallini, G.	3	0	2	2	0	5	+2	
Loney	3	1	0	1	15	4	E	Roberts	3	0	2	2	2	1	E	
Smith	1	0	1	1	0	1	E	Dirk	2	1	0	1	4	3	+1	
Dahlquist	2	0	1	1	7	2	E	Brown	1	0	1	1	0	1	-1	
Bourque	3	0	1	1	0	1	+1	Featherstone	2	0	1	1	2	1	+1	
Barrasso	1	0	0	0	4	0	-	Benning	1	0	0	0	0	2	E	
Delorme	1	0	0	0	0	0	-1	Chase	1	0	0	0	0	9	1	E
Kyte	1	0	0	0	2	1	-2	Osborne	1	0	0	0	0	2	-1	
Pederson	1	0	0	0	2	1	E	Raglan	1	0	0	0	0	1	E	
Tanli	1	0	0	0	0	0	-1	Riendeau	1	0	0	0	0	0	-	
Caufield	2	0	0	0	11	0	E	Snepsts	1	0	0	0	2	0	E	
Gilhen	2	0	0	0	0	1	-3	Sutter	1	0	0	0	0	2	-1	
McBain	2	0	0	0	0	2	-2	Tilley	1	0	0	0	0	0	+1	
Pietrangelo	2	0	0	0	0	0	-	Twist	1	0	0	0	11	0	E	
Young	2	0	0	0	0	0	-	Wilson	1	0	0	0	0	1	E	
Zalapski	2	0	0	0	0	3	E	Lalor	2	0	0	0	2	5	+4	
Dineen	3	0	0	0	5	1	+3	Millen	2	0	0	0	0	0	-	
Johnson	3	0	0	0	4	6	-6	Tuttle	2	0	0	0	0	3	-1	
								Meagher	3	0	0	0	0	3	-1	
TOTAL	3		(10-18-28)	64	73			TOTAL	3		(22-35-57)	49	95			

GOALTENDERS

	GP	MP	GF	GA	ENG	SO	AVG	SAVES	SPCT.	W-L-T
Barrasso (P)	1	59	4	5	0	0	5.08	26	.839	0-1-0
Young (P)	2	78	5	10	0	0	7.69	25	.714	0-1-0
Pietrangelo (P)	2	42	1	7	0	0	10.00	22	.759	0-1-0
PITTSBURGH TOTAL	3	180	10	22	0	0	7.33	73	.768	0-3-0
Millen (ST)	2	120	17	6	0	0	3.00	45	.878	2-0-0
Riendeau (ST)	1	60	5	4	0	0	4.00	20	.833	1-0-0
ST. LOUIS TOTAL	3	180	22	10	0	0	3.33	63	.863	3-0-0

POWER-PLAY GOALS:

PITTSBURGH (2 for 10)--Coffey & Lemieux

ST. LOUIS (7 for 13)--Oates (2), Hull (2), MacLean (2) & Zezel

All-Time vs BLUES

	GP	W	L	T	PTS	GF	GA
Pittsburgh Home	51	22	18	11	55	188	157
Pittsburgh Away	53	13	35	5	31	143	210
1967-1990 TOTAL	104	35	53	16	86	331	367

LAST WIN BY:

PITTSBURGH at Home: October 15, 1988 (9-2) (0-1-1 since last win)

PITTSBURGH on Road: January 18, 1986 (5-2) (0-5-1 since last win)

ST. LOUIS at Home: March 29, 1990 (5-4) (0-0-0 since last win)

ST. LOUIS on Road: November 11, 1989 (8-3) (0-0-0 since last win)

PITTSBURGH VS TORONTO

1989-1990	GP	W	L	T	PTS	GF	GA	PPG	SHG	PEN	PIM
PITTSBURGH	3	1	2	0	2	17	21	3-13	0	22	61
TORONTO	3	2	1	0	4	21	17	3-13	2	23	52

AT PITTSBURGH (1-1-0)

Oct. 17 Toronto 5 (Bester) at **PITTSBURGH 7** (YOUNG)
 Oct. 25 **TORONTO 8** (BESTER) at Pittsburgh 6 (Barraso)
 Feb. 3 Pittsburgh 4 (Pietrangelo) at **TORONTO 8** (REESE)

AT TORONTO (0-1-0)

WG-Lemieux
 WG-Marois
 WG-Damphousse

GOALS & SHOTS BY PERIODS:

	1ST	2ND	3RD	OVT	TOTAL
PITTSBURGH	4-26	5-45	8-24	***	17-95
TORONTO	7-36	6-37	8-34	***	21-107

PITTSBURGH	GP	G	A	PTS	PIM	SOG	+/-	TORONTO	GP	G	A	PTS	PIM	SOG	+/-
Lemieux	3	4	8	6	11	-2		Marois	3	4	2	6	4	6	+2
Brown	3	2	5	0	8	-2		Reid	3	1	5	6	2	4	+3
Errey	3	2	5	2	8	+1		Franceschetti	3	3	2	5	8	5	-1
Quinn	2	1	3	4	0	4	E	Iafrate	3	3	2	5	2	8	+1
Johnson	3	1	3	4	2	3	+1	Damphousse	3	3	1	4	0	9	+1
Zalapski	3	0	4	4	0	12	-3	Daoust	2	1	3	4	0	2	+3
Coffey	3	1	2	3	19	12	-4	Ramage	3	1	3	4	9	10	E
Gilhen	3	1	2	3	2	6	+1	Osborne	3	0	4	4	4	8	+1
Stevens	3	1	2	3	12	6	-3	Thibaudeau	1	1	2	3	0	2	+4
Cullen	1	1	1	2	0	2	-2	Leeman	3	1	2	3	2	11	-1
Hillier	2	1	1	2	2	4	E	Marsh	3	0	3	3	0	2	+1
McBain	2	0	2	2	0	2	+2	Curran	3	2	0	2	4	4	+2
Bourque	3	0	2	2	2	2	-1	Hannan	2	0	2	2	0	3	E
Dineen	3	0	2	2	0	1	+6	Kurvers	2	0	2	2	0	4	+2
Tanti	1	0	1	1	0	4	-2	Fergus	3	0	2	2	0	6	-1
Recchi	2	0	1	1	0	3	-1	Clark	1	1	0	1	2	3	E
Barraso	1	0	0	0	0	0	-	Bester	2	0	1	1	0	0	-
Capuano	1	0	0	0	0	1	E	Olczyk	3	0	1	1	0	9	-3
Dahlquist	1	0	0	0	0	1	E	Dundas	1	0	0	0	0	0	+1
Delorme	1	0	0	0	2	0	E	Lawless	1	0	0	0	0	0	E
Pederson	1	0	0	0	0	1	-1	McKenna	1	0	0	0	5	2	-1
Pietrangelo	1	0	0	0	0	0	-	Pearson	1	0	0	0	2	0	E
Young	1	0	0	0	0	0	-	Reese	1	0	0	0	0	0	-
Zemlak	1	0	0	0	0	1	E	Shannon	1	0	0	0	2	2	+1
Callander	2	0	0	0	0	1	-3	Richardson	1	0	0	0	2	4	+2
Caufield	2	0	0	0	2	0	E	McIntyre	2	0	0	0	4	3	E
Kyte	2	0	0	0	6	1	-6								
Loney	3	0	0	0	4	1	-3								
TOTAL	3	(17-34-51)	61	95				TOTAL	3	(21-37-58)	52	107			

GOALTENDERS	GP	MP	GF	GA	ENG	SO	AVG	SAVES	SPCT.	W-L-T
Young (P)	1	60	7	5	0	0	5.00	27	.844	1-0-0
Barraso (P)	1	59	6	7	1	0	7.12	31	.816	0-1-0
Pietrangelo (P)	1	60	4	8	0	0	8.00	28	.778	0-1-0
PITTSBURGH TOTAL	3	180	17	21	0	0	7.00	86	.804	1-2-0
Reese (T)	1	60	8	4	0	0	4.00	29	.879	1-0-0
Bester (T)	2	120	13	11	2	0	5.50	49	.817	1-1-0
TORONTO TOTAL	3	180	21	17	0	0	5.67	78	.821	2-1-0

POWER-PLAY GOALS: PITTSBURGH (3 for 13)--Brown (2) & Lemieux
 TORONTO (3 for 13)--Marois, Damphousse & Leeman
SHORT-HANDED GOALS: TORONTO (2) Iafrate & Reid

All-Time vs MAPLE LEAFS	GP	W	L	T	PTS	GF	GA
Pittsburgh Home	49	25	19	5	55	188	163
Pittsburgh Away	48	16	22	10	42	160	195
1967-1990 TOTAL	97	41	41	15	97	348	358

LAST WIN BY:
PITTSBURGH at Home: October 17, 1989 (7-5) (0-1-0 since last win)
PITTSBURGH on Road: December 21, 1988 (6-1) (0-1-0 since last win)
TORONTO at Home: February 3, 1990 (8-4) (0-0-0 since last win)
TORONTO on Road: October 25, 1989 (8-6) (0-0-0 since last win)

PITTSBURGH VS VANCOUVER

1989-1990	GP	W	L	T	PTS	GF	GA	PPG	SHG	PEN	PIM
PITTSBURGH	3	1	2	0	2	10	13	2-13	0	36	118
VANCOUVER	3	2	1	0	4	13	10	3-16	2	32	83

AT PITTSBURGH (1-0-0)

Nov. 5 Pittsburgh 3 (Pietrangelo) at **VANCOUVER 5 (WEEKS)**
 Jan. 4 Vancouver 3 (Weeks) at **PITTSBURGH 4 (YOUNG)**
 Mar. 11 Pittsburgh 3 (Young) at **VANCOUVER 5 (McLEAN)**

AT VANCOUVER (0-2-0)

WG-Sandlak
 WG-Coffey
 WG-Krutov

GOALS & SHOTS BY PERIODS:

PITTSBURGH	1ST	2ND	3RD	OVT	TOTAL
PITTSBURGH	4-37	2-23	4-23	***	10-83
VANCOUVER	8-40	3-33	2-24	***	13-97

PITTSBURGH	GP	G	A	PTS	PIM	SOG	+/-	VANCOUVER	GP	G	A	PTS	PIM	SOG	+/-
Cullen	3	2	1	3	4	9	E	Reinhart	3	1	3	4	0	6	-3
Lemieux	2	1	2	3	2	5	-1	Bradley	3	0	4	4	0	4	+3
Brown	3	0	3	3	17	8	-1	Lidster	3	0	4	4	2	6	+3
Stevens	3	0	3	3	30	7	-2	Benning	2	1	2	3	0	3	+3
Coffey	3	2	0	2	2	11	-1	Skriko	3	1	2	3	2	8	E
Errey	3	2	0	2	6	5	-1	Sandlak	3	2	0	2	12	12	+3
Dahlquist	3	1	1	2	2	3	-1	Lumme	1	1	1	2	0	3	E
Hillier	3	0	2	2	2	3	-2	Smith	1	1	1	2	2	2	E
Tanti	1	1	0	1	0	3	E	Bozek	2	1	1	2	0	5	+2
Zalapski	1	1	0	1	2	2	E	Krutov	2	1	1	2	0	3	E
Callander	1	0	1	1	0	0	E	Sutter	2	1	1	2	8	4	-1
Zemlak	1	0	1	1	0	0	+1	Adams	3	1	1	2	0	11	E
Johnson	2	0	1	1	4	2	+1	Linden	3	1	1	2	4	7	-2
Quinn	2	0	1	1	2	2	-2	Larionov	3	0	2	2	0	2	E
Dineen	3	0	1	1	2	1	-1	Tanti	2	1	0	1	4	7	+1
Recchi	3	0	1	1	4	9	-1	Stern	2	0	1	1	6	3	-2
Capuano	1	0	0	0	2	0	+1	Agnew	1	0	0	0	14	0	+2
Gilhen	1	0	0	0	0	1	E	Buskas	1	0	0	0	0	0	+1
Kyte	1	0	0	0	12	0	E	Hawkins	1	0	0	0	0	1	-1
Pederson	1	0	0	0	0	0	E	McBain	1	0	0	0	0	1	E
Pietrangelo	1	0	0	0	0	0	-	McLean	1	0	0	0	0	0	-
Caufield	2	0	0	0	0	0	E	Nordmark	1	0	0	0	2	0	+2
McBain	2	0	0	0	4	4	-2	Plavsic	1	0	0	0	0	1	-1
Young	2	0	0	0	2	0	-	Quinn	1	0	0	0	0	3	E
Bourque	3	0	0	0	11	2	-1	Melnyk	2	0	0	0	2	0	+2
Delorme	3	0	0	0	4	2	+2	Smyl	2	0	0	0	8	3	+1
Loney	3	0	0	0	4	4	-1	Snepsts	2	0	0	0	2	1	-1
								Weeks	2	0	0	0	0	0	-
								Butcher	3	0	0	0	15	1	-4
TOTAL	3	(10-18-28)	118	83				TOTAL	3	(13-25-38)	83	97			

GOALTENDERS

	GP	MP	GF	GA	ENG	SO	AVG	SAVES	SPCT.	W-L-T
Young (P)	2	120	7	8	0	0	4.00	57	.877	1-1-0
Pietrangelo (P)	1	59	3	5	0	0	5.08	27	.844	0-1-0
PITTSBURGH TOTAL	3	180	10	13	0	0	4.33	84	.866	1-2-0
McLean (V)	1	60	5	3	0	0	3.00	23	.885	1-0-0
Weeks (V)	2	120	8	7	0	0	3.50	50	.877	1-1-0
VANCOUVER TOTAL	3	180	13	10	0	0	3.33	73	.880	2-1-0

POWER-PLAY GOALS:

PITTSBURGH (2 for 13)-Lemieux & Tanti

VANCOUVER (3 for 16)-Sandlak, Reinhart & Adams

SHORTHANDED GOALS:

VANCOUVER (2)-Benning & Linden

All-Time vs CANUCKS

	GP	W	L	T	PTS	GF	GA
Pittsburgh Home	38	24	8	6	54	171	133
Pittsburgh Away	39	17	19	3	37	150	149
1970-1990 TOTAL	77	41	27	9	91	321	282

LAST WIN BY:

PITTSBURGH at Home: January 4, 1990 (4-3) (0-0-0 since last win)

PITTSBURGH on Road: November 13, 1988 (4-2) (0-2-0 since last win)

VANCOUVER at Home: March 11, 1990 (5-3) (0-0-0 since last win)

VANCOUVER on Road: January 7, 1989 (7-5) (0-1-0 since last win)

PITTSBURGH VS WASHINGTON

1989-1990	GP	W	L	T	PTS	GF	GA	PPG	SHG	PEN	PTM
PITTSBURGH	7	5	2	0	10	34	28	8.36	2	95	331
WASHINGTON	7	2	5	0	4	28	34	3.42	1	85	276

AT PITTSBURGH (3-1-0)

Nov. 24	PITTSBURGH 7 (YOUNG) at Washington 4 (Mason)
Nov. 25	WASHINGTON 4 (BEAUPRE) at Pittsburgh 1 (Young)
Dec. 6	Washington 3 (Mason) at PITTSBURGH 5 (YOUNG)
Dec. 21	Washington 2 (Beaupre) at PITTSBURGH 5 (BARRASSO)
Dec. 26	Pittsburgh 3 (Young) at WASHINGTON 6 (BEAUPRE)
Jan. 12	PITTSBURGH 6 (BARRASSO) at Washington 4 (Mason)
Feb. 8	Washington 5 (Hrivnak) at PITTSBURGH 7 (YOUNG)

AT WASHINGTON (2-1-0)

WG-Coffey
WG-Christian
WG-Bourque
WG-Lemieux
WG-Joyce
WG-Coffey
WG-Cullen

Mason replaced Beaupre at 12:49 on Nov. 24th; Mason replaced Beaupre at 48:48 on November 25th; Hrivnak replaced Mason at 46:12 on December 6th; Mason replaced Beaupre at 12:31 on January 12th

GOALS & SHOTS BY PERIODS:

	1ST	2ND	3RD	OVT	TOTAL
PITTSBURGH	14-63	9-57	11-55	***	34-175
WASHINGTON	2-79	16-91	10-79	***	28-249

PITTSBURGH	GP	G	A	PTS	PIM	SOG	+/-	WASHINGTON	GP	G	A	PTS	PIM	SOG	+/-
Lemieux	7	7	9	16	14	31	+3	Courtball	7	2	9	11	8	39	+7
Cullen	7	5	7	12	44	22	+3	Ridley	7	5	3	8	2	12	-1
Coffey	7	4	8	12	13	26	+3	Pivonka	6	4	3	7	4	12	+3
Recchi	7	5	5	10	0	13	+3	Stevens	6	1	6	7	17	28	+6
Stevens	6	3	5	8	35	9	+4	Leach	7	4	2	6	7	16	+5
Bourque	7	4	2	6	35	11	+1	Ciccarelli	7	2	2	4	16	28	-3
Brown	7	1	5	6	10	11	-1	Hunter	7	1	3	4	29	16	+2
Tanti	2	3	0	3	0	5	+3	May	7	1	3	4	14	9	-1
Delorme	6	1	2	3	12	5	+3	Hatcher	7	0	4	4	13	14	E
Errey	7	1	1	2	8	13	-1	Joyce	2	2	1	3	0	7	+1
Dahlquist	5	0	2	2	4	5	-1	Druce	4	2	1	3	10	6	E
Quinn	5	0	2	2	4	5	-1	Johansson	7	1	2	3	0	13	+2
Zalapski	5	0	2	2	9	10	-2	Miller	7	1	2	3	0	9	-5
Pederson	2	0	1	1	0	0	-3	Christian	2	1	1	2	0	5	+1
Loney	4	0	1	1	11	3	+1	Kypros	4	1	1	2	27	3	-3
Hillier	3	0	1	1	6	1	+2	Berland	1	0	1	1	0	1	+1
Johnson	7	0	1	8	3	3	-2	Kleinendorst	1	0	1	1	0	3	E
Leach	1	0	0	0	0	0	E	Tucker	2	0	1	1	0	1	-1
Zemlak	1	0	0	0	0	1	-3	Houlder	3	0	1	1	0	2	+1
Barrasso	2	0	0	0	2	0	-	Rouie	4	0	1	1	14	5	+1
Callander	2	0	0	0	20	0	-1	Coriveau	5	0	1	1	23	6	-2
Caufield	3	0	0	0	19	1	E	Murray	5	0	1	1	22	2	-3
Kachowski	3	0	0	0	12	0	E	Paynter	1	0	0	0	0	3	-2
Gilhen	4	0	0	0	0	5	-1	Smith	1	0	0	0	0	0	E
Kyte	5	0	0	0	19	0	-1	Hrivnak	2	0	0	0	0	0	-
McBain	5	0	0	0	12	9	-3	Wickenheiser	2	0	0	0	6	1	-1
Young	5	0	0	0	2	0	-1	Mason	4	0	0	0	0	0	-
Dineen	6	0	0	0	26	2	-3	Beaupre	5	0	0	0	2	0	-
Bench					2			Langway	5	0	0	0	14	4	-5
								Sheehy	7	0	0	0	48	4	-4
TOTAL	7		(34-54-88)	331	175			TOTAL	7		(28-50-78)	276	249		

GOALTENDERS

	GP	MP	GF	GA	ENG	SO	AVG	SAVES	SPCT.	W-L-T
Barrasso (P)	2	120	11	6	0	0	3.00	63	.913	2-0-0
Young (P)	5	300	23	21	1	0	4.20	158	.883	3-2-0
PITTSBURGH TOTAL	7	420	34	28	0	0	4.00	221	.888	5-2-0
Mason (W)	4	151	10	10	1	0	3.97	47	.825	0-3-0
Beaupre (W)	5	195	13	16	0	0	4.92	67	.807	2-1-0
Hrivnak (W)	2	74	5	7	0	0	5.68	27	.794	0-1-0
WASHINGTON TOTAL	7	420	28	34	0	0	4.86	141	.806	2-5-0

POWER-PLAY GOALS:

PITTSBURGH (8 for 36)-Cullen (3), Coffey (2), Lemieux (2) & Stevens
 WASHINGTON (3 for 42)-Ridley (2) & Hunter

SHORTHANDED GOALS:

PITTSBURGH (2)-Lemieux (2)
 WASHINGTON (1)-Pivonka

PENALTY SHOT:

Lemieux scored vs Beaupre on Nov. 24th
 Young stopped Hunter on Dec. 6th

All-Time vs CAPITALS

	GP	W	L	T	PTS	GF	GA
Pittsburgh Home	52	25	21	6	56	219	178
Pittsburgh Away	52	21	28	3	45	194	231
1974-1990 TOTAL	104	46	49	9	101	413	410

LAST WIN BY:

PITTSBURGH at Home: February 8, 1990 (7-5) (0-0-0 since last win)
PITTSBURGH on Road: January 12, 1990 (6-4) (0-2-0 since last win)
WASHINGTON at Home: December 26, 1989 (6-3) (0-1-0 since last win)
WASHINGTON on Road: November 25, 1989 (4-1) (0-3-0 since last win)

PITTSBURGH VS WINNIPEG

1989-1990	GP	W	L	T	PTS	GF	GA	PPG	SHG	PEN	PIM
PITTSBURGH	3	2	0	1	5	13	7	1-7	0	14	28
WINNIPEG	3	0	2	1	1	7	13	2-11	0	10	20

AT PITTSBURGH (2-0-0)

Oct. 10 Winnipeg 1 (Berthiaume) at **PITTSBURGH 5 (BARRASSO)**

Jan. 6 Winnipeg 3 (Essensa) at **PITTSBURGH 5 (BARRASSO)**

Feb. 16 Pittsburgh 3 (Young) at Winnipeg 3 (Essensa)

AT WINNIPEG (0-0-1)

WG-Cullen

WG-Cullen

GOALS & SHOTS BY PERIODS:

	1ST	2ND	3RD	OVT	TOTAL
PITTSBURGH	5-28	3-30	5-20	0-2	13-80
WINNIPEG	3-35	2-20	2-31	0-1	7-97

PITTSBURGH	GP	G	A	PTS	PIM	SOG	+/-	WINNIPEG	GP	G	A	PTS	PIM	SOG	+/-
Cullen	3	4	1	5	0	10	+5	Hawerchuk	3	2	1	3	0	8	-2
Recchi	2	2	1	3	2	7	+3	Steen	2	1	1	2	0	3	-4
Lemieux	2	1	2	3	4	7	+1	Ellett	3	0	2	2	4	7	-7
Coffey	3	0	3	3	4	4	+5	Elynuik	3	0	2	2	2	2	-2
Kyte	3	2	0	2	0	4	+2	McLwain	3	0	2	2	0	4	E
Bourque	3	1	1	2	0	7	+2	Paslawski	3	0	2	2	0	4	E
Gilhen	3	1	1	2	4	3	E	Sykes	2	1	0	1	2	2	E
McBain	2	0	2	2	0	1	+3	Boschman	3	1	0	1	0	6	-2
Quinn	2	0	2	2	0	1	+2	Fenton	3	1	0	1	2	7	-2
Loney	3	0	2	2	2	2	+3	Olausson	3	1	0	1	0	11	-3
Zalapski	3	0	2	2	0	4	E	MacDermid	2	0	1	1	0	1	E
Brown	3	1	0	1	0	2	E	Taglianetti	2	0	1	1	0	4	E
Errey	3	1	0	1	2	9	-1	Small	3	0	1	1	4	5	-3
Caufield	1	0	1	1	0	0	+1	Berry	1	0	0	0	0	0	E
Pederson	1	0	1	1	0	1	E	Berthiaume	1	0	0	0	0	0	-
Hillier	2	0	1	1	2	1	+2	Cronin	1	0	0	0	2	0	E
Stevens	3	0	1	1	2	3	+3	Cunneyworth	1	0	0	0	0	0	E
Buskas	1	0	0	0	2	0	-1	McReynolds	1	0	0	0	0	0	-1
Callander	1	0	0	0	0	2	+1	Essensa	2	0	0	0	0	0	-
Dineen	1	0	0	0	0	2	E	Ashton	3	0	0	0	0	0	-2
Tanti	1	0	0	0	0	4	-1	Carlyle	3	0	0	0	4	6	-1
Young	1	0	0	0	0	0	-	Kumpel	3	0	0	0	0	6	-4
Zemlak	1	0	0	0	0	0	-1	Mantha	3	0	0	0	0	9	-3
Barrasso	2	0	0	0	0	0	-	Numminen	3	0	0	0	0	3	E
Dahlquist	2	0	0	0	0	0	E								
Delorme	3	0	0	0	0	0	+1								
Johnson	3	0	0	0	4	6	+5								
TOTAL	3		(13-21-34)	28	80			TOTAL	3		(7-13-20)	20	97		

GOALTENDERS

	GP	MP	GF	GA	ENG	SO	AVG	SAVES	SPCT.	W-L-T
Barrasso (P)	2	120	10	4	0	0	2.00	62	.939	2-0-0
Young (P)	1	65	3	3	0	0	2.77	28	.903	0-0-1
PITTSBURGH TOTAL	3	185	13	7	0	0	2.27	90	.928	2-0-1

Essensa (W)	2	124	6	7	1	0	3.39	43	.860	0-1-1
Berthiaume (W)	1	60	1	5	0	0	5.00	24	.828	0-1-0
WINNIPEG TOTAL	3	185	7	13	0	0	4.22	67	.838	0-2-1

POWER-PLAY GOALS:

PITTSBURGH (1 for 7)-Recchi

WINNIPEG (2 for 11)-Hawerchuk & Olausson

All-Time vs JETS

	GP	W	L	T	PTS	GF	GA
Pittsburgh Home	18	12	6	0	24	74	56
Pittsburgh Away	17	9	7	1	19	65	66
1979-1990 TOTAL	35	21	13	1	43	139	122

LAST WIN BY:

PITTSBURGH at Home: January 6, 1990 (5-3) (0-0-0 since last win)

PITTSBURGH on Road: March 10, 1989 (5-1) (0-0-1 since last win)

WINNIPEG at Home: January 20, 1989 (7-3) (0-1-1 since last win)

WINNIPEG on Road: February 23, 1988 (4-3 OT) (0-3-0 since last win)

PITTSBURGH CAREER SCORING TWENTY-THREE YEARS

PLAYER	GAMES	GOALS	ASSISTS	POINTS	PIM	PPG	SHG	GWG
1. MARIO LEMIEUX	427	345	493	838	424	114	26	29
2. Rick Kehoe	722	312	324	636	88	95	1	26
3. Jean Pronovost	753	316	287	603	306	70	14	42
4. Syl Apps	495	151	349	500	241	34	11	20
5. Ron Schock	619	124	280	404	201	19	14	17
6. Greg Malone	495	143	221	364	496	30	0	13
7. Mike Bullard	382	186	175	361	388	59	2	14
8. Ron Stackhouse	621	66	277	343	547	20	3	6
9. Randy Carlyle	397	66	257	323	582	28	4	6
10. Lowell MacDonald	328	140	166	306	60	36	0	13
11. PAUL COFFEY	201	74	209	283	383	27	2	7
12. Doug Shedden	332	123	159	282	148	45	2	13
13. Dan Quinn	254	111	162	273	214	52	4	14
14. Pierre Larouche	240	119	134	253	99	31	0	13
15. Peter Lee	431	114	131	245	257	22	1	18
16. ROB BROWN	199	106	133	239	276	49	0	10
17. Ken Schinkel	371	93	143	236	86	19	1	14
18. Randy Cunneynworth	295	101	115	216	513	29	4	14
19. Paul Gardner	207	98	105	203	105	59	0	4
20. George Ferguson	310	89	106	195	162	12	12	6
21. Bryan Hextall	335	71	115	186	498	21	0	13
22. BOB ERREY	361	85	96	181	341	4	5	9
23. Pat Boutette	247	65	109	174	548	37	3	7
24. Rod Schutt	278	76	92	168	177	18	0	12
25. Moe Mantha	232	37	131	168	223	23	2	2
26. Doug Bodger	299	35	132	167	293	22	0	4
27. Dave Hannan	355	60	88	148	530	4	8	12
28. Greg Polis	256	88	70	158	146	26	0	5
29. Bob Kelly	250	69	85	154	462	12	0	8
30. Keith McCreary	292	82	59	141	199	16	0	10
31. JOHN CULLEN	151	44	97	141	250	17	0	4
32. Vic Hadfield	163	61	79	140	118	10	4	5
33. John Chabot	216	36	98	134	26	3	3	6
34. Dave Burrows	573	24	108	132	301	4	1	5
35. Al McDonough	152	56	74	130	46	11	0	9
36. Ross Lonsberry	236	56	73	129	150	13	1	3
37. Gregg Sheppard	241	50	73	123	113	9	1	6
38. Val Fonteyne	349	39	82	121	4	5	3	5
39. Orest Kindrachuk	144	38	80	118	181	6	3	2
40. Terry Ruskowski	143	40	74	114	309	16	0	9
41. Pete Mahovich	117	39	75	114	76	14	2	1
42. Mario Faubert	231	21	90	111	222	13	0	3
43. Wayne Bianchin	265	68	41	109	130	9	1	10
44. TROY LONEY	330	47	59	106	671	3	0	5
45. Craig Simpson	169	50	55	105	140	13	1	6
46. PHIL BOURQUE	208	45	59	104	271	9	3	8
47. Duane Rupp	265	21	83	104	170	4	1	3
48. JIM JOHNSON	366	14	90	104	635	2	0	1
49. Andy Bathgate	150	35	68	103	89	9	0	4
50. Warren Young	152	49	52	101	313	12	0	4
51. Nick Harbaruk	308	40	61	101	257	7	3	4
52. Blair Chapman	227	48	51	99	71	6	0	5
53. Wally Boyer	203	32	62	94	81	7	0	1
54. Paul Baxter	202	25	69	94	851	10	0	3
55. Bob Woytowich	248	22	71	93	151	9	2	0
56. KEVIN STEVENS	116	46	46	92	198	18	0	4
57. Russ Anderson	353	15	77	92	684	1	0	3
58. Dean Prentice	144	47	42	89	32	19	0	4
59. RANDY HILLIER	312	11	77	88	562	1	1	2
60. ZARLEY ZALAPSKI	124	21	66	87	101	10	1	4

PLAYER	GAMES	GOALS	ASSISTS	POINTS	PIM	PPG	SHG	GWC
61. Chuck Arnason	149	46	40	86	50	7	0	7
62. Greg Hotham	170	11	63	74	118	5	0	0
63. Mark Taylor	106	31	41	72	43	9	2	2
64. Darryl Edestrand	158	25	47	72	140	6	2	5
65. Dan Frawley	240	33	47	70	610	4	2	4
66. MARK RECCHI	89	31	38	69	44	6	2	4
67. Gary McAdam	140	27	40	67	95	3	0	3
68. Dennis Owchar	168	18	49	67	146	2	0	0
69. Colin Campbell	243	14	52	66	517	2	1	3
70. Bryan Watson	303	8	57	65	871	1	0	1
71. ROD BUSKAS	431	16	48	64	959	4	0	1
72. Mark Johnson	136	23	39	62	84	2	1	2
73. Mike Corrigan	98	22	39	61	46	2	0	1
74. Barry Wilkins	133	5	56	61	203	0	1	0
75. Andy Brickley	95	25	35	60	19	8	1	3
76. Earl Ingarfield	90	23	37	60	16	5	1	0
77. Pat Price	128	8	52	60	459	2	0	0
78. Gene Ubriaco	114	33	26	59	30	8	0	5
79. Eddie Shack	87	30	29	59	96	12	0	5
80. Norm Schmidt	125	23	33	56	73	4	0	0
81. Ville Siren	187	10	45	55	144	2	0	0
82. Willy Lindstrom	131	24	30	54	36	1	0	2
83. Wayne Babych	67	20	34	54	35	3	0	3
84. Gene Carr	70	17	37	54	76	4	0	2
85. Noel Price	143	8	45	53	109	2	0	2
86. Pat Hughes	134	28	23	51	239	5	0	2
87. Charlie Burns	76	13	38	51	22	1	1	1
88. Ron Flockhart	80	27	23	50	44	5	0	1
89. JOCK CALLANDER	101	21	28	49	114	6	0	2
90. Dunc McCallum	185	14	35	49	228	3	1	2
91. Dave Schultz	113	13	34	47	535	0	0	1
92. Billy Dea	139	26	20	46	12	3	0	4
93. Gary Rissling	185	20	26	46	832	1	0	1
94. Paul Andrea	91	18	27	45	4	10	0	2
95. Michel Briere	76	12	32	44	20	4	0	3
96. Ab McDonald	74	22	21	43	38	6	1	2
97. Dale Tallon	95	10	33	43	53	6	0	4
98. Tom Edur	58	5	38	43	18	2	0	1
99. Leo Boivin	114	14	26	40	100	6	0	2
100. Bob Paradise	203	7	33	40	209	1	0	0
101. Kevin McCarthy	95	13	26	39	82	1	1	0
102. Nick Libett	121	20	18	38	18	2	1	3
103. Andre St. Laurent	96	23	14	37	130	2	1	1
104. Glen Sather	122	20	17	37	210	3	1	0
105. Lou Angotti	71	17	20	37	36	3	0	2
106. Art Stratton	58	16	21	37	16	5	0	2
107. Stan Gilbertson	115	19	17	36	19	3	0	1
108. Bob McManama	99	11	25	36	28	0	1	1
109. Steve Gatzos	89	15	20	35	83	3	0	2
110. Tom Bladon	135	6	29	35	99	2	0	1
111. CHRIS DAHLQUIST	173	9	24	33	191	0	0	0
112. TONY TANTI	37	14	18	32	22	7	0	0
113. Jim Hamilton	95	14	18	32	28	1	0	1
114. Mike Blaisdell	76	16	15	31	38	0	0	0
115. Bob Leiter	78	14	17	31	18	5	0	3
116. Ron Duguay	53	11	20	31	36	3	0	0
117. Rick MacLeish	46	13	17	30	30	2	2	1
118. Ron Lalonde	108	10	20	30	16	0	1	2
119. Jim Morrison	132	5	25	30	72	2	0	0
120. Dave Hunter	59	11	18	29	77	0	2	1
121. Charlie Simmer	50	11	17	28	24	5	0	3
122. Tom Roulston	58	11	17	28	10	3	0	0
123. Kevin LaVallee	33	8	20	28	4	5	0	0
124. Steve Durbano	66	4	23	27	309	2	0	0
125. Lew Morrison	214	13	13	26	12	1	3	1

PLAYER	GAMES	GOALS	ASSISTS	POINTS	PIM	PPG	SHG	GWG
126. Jack Lynch	64	1	25	26	61	0	0	0
127. Chris Kontos	67	9	16	25	18	1	0	1
128. Paul Marshall	59	12	12	24	13	2	0	5
129. Jean-Guy Lagace	106	4	20	24	119	1	1	1
130. Marc Chorney	139	5	18	23	151	0	0	1
131. Bryan Maxwell	89	3	20	23	141	0	0	0
132. Ab DeMarco	42	9	13	22	8	4	0	1
133. Dave McLlwain	90	12	10	22	44	1	0	0
134. BARRY PEDERSON	38	4	18	22	29	1	0	1
135. Mitch Lamoureux	70	12	9	21	59	0	2	1
136. Anders Hakansson	62	9	12	21	26	0	0	1
137. Randy Boyd	84	4	17	21	126	1	0	0
138. Billy Speer	102	4	17	21	71	2	0	1
139. Steve Cardwell	53	9	11	20	35	2	0	1
140. Brian Spencer	86	9	11	20	81	0	0	1
141. Kevin McClelland	72	8	12	20	139	0	2	0
142. Bob Blackburn	124	8	12	20	105	0	0	2
143. Billy Harris	55	7	13	20	8	2	0	0
144. Pat Graham	62	7	13	20	71	1	0	1
145. Rick Kessell	83	2	18	20	4	0	0	0
146. Bob Simpson	30	10	9	19	4	0	0	1
147. Bernie Lukowich	53	9	10	19	32	1	0	2
148. Bob Dillabough	61	7	12	19	20	1	0	0
149. Rene Robert	49	7	11	18	42	3	0	2
150. Pete LaFramboise	35	5	13	18	8	3	0	0
151. Simon Nolet	39	9	8	17	2	1	0	1
152. Bob Rivard	27	5	12	17	4	1	0	1
153. Tom O'Regan	61	5	12	17	10	0	0	0
154. Tracy Pratt	83	5	12	17	158	0	0	1
155. RANDY GILHEN	61	5	11	16	54	0	0	1
156. Ted Snell	55	4	12	16	8	0	0	0
157. Nick Beverley	67	2	14	16	21	0	0	1
158. George Konik	52	7	8	15	26	1	0	1
159. Jacques Cossette	64	8	6	14	29	2	0	1
160. Errol Thompson	34	6	8	14	12	0	0	0
161. Tim Hrynewich	55	6	8	14	82	0	0	2
162. Andrew McBain	41	5	9	14	51	1	0	0
163. Jim McGeough	42	4	10	14	20	0	0	1
164. Greg Fox	75	4	10	14	92	0	0	0
165. Rod Zaine	37	8	5	13	21	2	0	0
166. John Stewart	40	4	9	13	32	1	0	0
167. Don Awrey	79	1	12	13	40	0	0	0
168. John Flesch	29	7	5	12	19	0	0	2
169. Kim Davis	34	5	7	12	47	0	0	2
170. Todd Charlesworth	86	3	9	12	41	0	0	1
171. Al MacNeil	74	2	10	12	58	0	0	0
172. GORD DINEEN	107	2	10	12	167	0	0	0
173. MARK KACHOWSKI	64	6	5	11	209	0	0	1
174. Blaine Stoughton	34	5	6	11	8	0	0	0
175. Steve Gotaas	36	5	6	11	45	0	0	1
176. Wayne Hicks	15	4	7	11	2	2	0	1
177. Bruce Crowder	26	4	7	11	23	0	0	0
178. Joe McDonnell	43	2	9	11	22	2	0	0
179. Tim Horton	44	2	9	11	40	0	0	1
180. GILBERT DELORME	54	3	7	10	44	0	0	0
181. Bob Stewart	65	3	7	10	52	0	0	0
182. Nelson DeBenedet	31	6	3	9	11	1	0	0
183. Marty McSorley	87	2	7	9	239	0	0	0
184. Tom Thornbury	14	1	8	9	16	0	0	0
185. Roger Belanger	44	3	5	8	32	0	0	0
186. Wilf Paiement	23	2	6	8	39	0	0	0
187. Ron Meighan	41	2	6	8	16	1	0	0
188. Sheldon Kannegiesser	75	2	6	8	76	0	0	0
189. JAY CAUFIELD	95	2	6	8	408	0	0	0
190. Paul Mulvey	27	1	7	8	76	0	0	0

PLAYER	GAMES	GOALS	ASSISTS	POINTS	PIM	PPG	SHG	GWG
191. George Swarbrick	31	1	7	8	36	0	0	0
192. Dwight Mathiasen	33	1	7	8	18	0	0	0
193. Ed Van Impe	22	0	8	8	22	0	0	0
194. Tom Cassidy	26	3	4	7	15	0	0	0
195. Perry Ganchar	33	2	5	7	36	0	0	0
196. Joe Noris	35	2	5	7	20	1	0	0
197. Dwight Schofield	25	1	6	7	59	0	0	0
198. Steve Dykstra	65	1	6	7	126	0	0	0
199. Harvey Bennett	32	3	3	6	53	1	0	1
200. Tony Feltrin	39	3	3	6	44	0	0	0
201. Bob Gladney	13	1	5	6	2	0	0	0
202. Richard Zemlak	50	1	5	6	178	1	0	0
203. Kelly Pratt	22	0	6	6	15	0	0	0
204. WENDELL YOUNG	65	0	6	6	12	—	—	—
205. Denis Herron	290	0	6	6	67	—	—	—
206. Arto Javanainen	14	4	1	5	2	0	0	0
207. Ron Snell	7	3	2	5	6	2	0	1
208. Ted Bulley	26	3	2	5	12	0	0	1
209. Yvon Labre	37	2	3	5	32	0	0	0
210. Bryan Erickson	11	1	4	5	0	0	0	0
211. Doug Lecuyer	12	1	4	5	12	0	0	1
212. Robin Burns	41	0	5	5	32	0	0	0
213. TOM BARRASSO	68	0	5	5	57	—	—	—
214. Greg Millen	135	0	5	5	20	—	—	—
215. Michel Dion	151	0	5	5	14	—	—	—
216. Derek Sanderson	13	3	1	4	0	1	0	0
217. JIM KYTE	56	3	1	4	125	0	0	0
218. Mike McMahon	12	1	3	4	19	1	0	0
219. Wayne Van Dorp	25	1	3	4	75	0	0	0
220. Lee Giffin	27	1	3	4	9	0	0	0
221. Rocky Saganiuk	29	1	3	4	37	0	0	0
222. Jim Wiley	26	0	4	4	2	0	0	0
223. Dick Mattiussi	44	0	4	4	32	0	0	0
224. Chris Joseph	17	0	4	4	12	0	0	0
225. Scott Bjugstad	24	3	0	3	4	0	0	1
226. MITCH WILSON	17	2	1	3	83	0	0	0
227. Darren Lowe	8	1	2	3	0	0	0	0
228. Jim Shires	18	1	2	3	2	0	0	0
229. JAMIE LEACH	10	0	3	3	0	0	0	0
230. Wally Weir	14	0	3	3	34	0	0	0
231. Stan Jonathan	19	0	3	3	13	0	0	0
232. Larry Bignell	20	0	3	3	2	0	0	0
233. Ron Jones	25	0	3	3	15	0	0	0
234. Kim Clackson	45	0	3	3	166	0	0	0
235. Michel Plasse	76	0	3	3	24	—	—	—
236. Hartland Monahan	7	2	0	2	2	1	0	0
237. Billy Hicke	12	2	0	2	6	1	0	0
238. BRAD AITKEN	5	1	1	2	0	0	0	0
239. Brian McKenzie	6	1	1	2	4	0	0	0
240. Doug Barrie	8	1	1	2	8	0	0	0
241. Garry Swain	9	1	1	2	0	0	0	0
242. Doug Smith	10	1	1	2	25	0	0	0
243. Ted Nolan	18	1	1	2	34	0	0	0
244. Ed Gilbert	45	1	1	2	0	0	0	0
245. Tim Tookey	8	0	2	2	2	0	0	0
246. John Arbour	17	0	2	2	35	0	0	0
247. Tom Price	19	0	2	2	8	0	0	0
248. Dean DeFazio	22	0	2	2	28	0	0	0
249. Greg Tebbutt	24	0	2	2	33	0	0	0
250. FRANK PIETRANGELO	57	0	2	2	6	—	—	—
251. Dunc Wilson	66	0	2	2	21	—	—	—
252. Gilles Meloche	104	0	2	2	22	—	—	—
253. Gary Inness	100	0	2	2	4	—	—	—
254. Scott Gruhl	6	1	0	1	0	0	0	0
255. Mel Pearson	2	0	1	1	0	0	0	0

PLAYER	GAMES	GOALS	ASSISTS	POINTS	PIM	PPG	SHG	GWG
256. Neil Belland	3	0	1	1	0	0	0	0
257. Alain Chevrier	3	0	1	1	2	—	—	—
258. Roy Edwards	15	0	1	1	0	—	—	—
259. Cam Newton	16	0	1	1	6	—	—	—
260. Steve Guenette	32	0	1	1	2	—	—	—
261. Pat Riffin	39	0	1	1	14	—	—	—
262. Bennett Wolf	30	0	1	1	133	0	0	0
263. Gilles Lupien	31	0	1	1	34	0	0	0
264. Jim Rutherford	115	0	1	1	18	—	—	—
265. Roberto Romano	123	0	1	1	6	—	—	—
266. Les Binkley	196	0	1	1	2	—	—	—
267. Marv Edwards	1	0	0	0	0	—	—	—
268. Rob Garner	1	0	0	0	0	0	0	0
269. Bob Geale	1	0	0	0	2	0	0	0
270. Alain Lemieux	1	0	0	0	0	0	0	0
271. Brian Lundberg	1	0	0	0	2	0	0	0
272. Pat Mayer	1	0	0	0	4	0	0	0
273. Greg Redquest	1	0	0	0	0	—	—	—
274. Richard Tabaracci	1	0	0	0	2	—	—	—
275. Dave Goertz	2	0	0	0	2	0	0	0
276. Paul Hoganson	2	0	0	0	0	—	—	—
277. Lex Hudson	2	0	0	0	0	0	0	0
278. Bob Taylor	2	0	0	0	0	—	—	—
279. Yves Bergeron	3	0	0	0	0	0	0	0
280. Steve Lyon	3	0	0	0	2	0	0	0
281. Carl Mokosak	3	0	0	0	4	0	0	0
282. Grant Sasser	3	0	0	0	0	0	0	0
283. Bob Stumpf	3	0	0	0	0	0	0	0
284. Bill LeCaine	4	0	0	0	0	0	0	0
285. Mike Meeker	4	0	0	0	5	0	0	0
286. Vincent Tremblay	4	0	0	0	2	0	0	0
287. Ted Lanyon	5	0	0	0	4	0	0	0
288. Dave Capuano	6	0	0	0	2	0	0	0
289. Gary Edwards	6	0	0	0	2	—	—	—
290. Petteri Lehto	6	0	0	0	4	0	0	0
291. Ian Turnbull	7	0	0	0	4	0	0	0
292. Brian Ford	8	0	0	0	0	—	—	—
293. Jimmy Mann	9	0	0	0	53	0	0	0
294. Rich Sutter	9	0	0	0	0	0	0	0
295. Mike Rowe	11	0	0	0	11	0	0	0
296. Bob Johnson	12	0	0	0	6	—	—	—
297. Paul Harrison	13	0	0	0	0	—	—	—
298. Hank Nowak	13	0	0	0	11	0	0	0
299. Gordie Laxton	17	0	0	0	0	—	—	—
300. Nick Ricci	19	0	0	0	2	—	—	—
301. Hank Bassen	25	0	0	0	8	—	—	—
302. Joe Daley	38	0	0	0	2	—	—	—
303. Rob Holland	44	0	0	0	2	—	—	—
304. Andy Brown	45	0	0	0	62	—	—	—
305. Al Smith	93	0	0	0	61	—	—	—
Bench					270			
TOTAL		6190	10,203	16,393	31,602	1576	184	668

PITTSBURGH PENGUINS TEAM CAPTAINS

1967-68	Ab McDonald	1979-80	Orest Kindrachuk
1968-69	No Captain	1980-81	Orest Kindrachuk
1969-70	No Captain	1981-82	Randy Carlyle
1970-71	No Captain	1982-83	Randy Carlyle
1971-72	No Captain	1983-84	Randy Carlyle
1972-73	No Captain	1984-85	Mike Bullard
1973-74	Ron Schock	1985-86	Mike Bullard
1974-75	Ron Schock	1986-87	Mike Bullard
1975-76	Ron Schock	1987-88	Terry Ruskowski
			Dan Frawley
			Mario Lemieux
1976-77	Ron Schock		
1977-78	Jean Pronovost	1988-89	Mario Lemieux
1978-79	Orest Kindrachuk	1989-90	Mario Lemieux

ALL-TIME LEADERS

GAMES PLAYED

1. Jean Pronovost	753
2. Rick Kehoe	722
3. Ron Stackhouse	621
4. Ron Schock	619
5. Dave Burrows	573
6. Syl Apps	495
7. Greg Malone	495
8. Peter Lee	431
9. ROD BUSKAS	431
10. MARIO LEMIEUX	427
11. Randy Carlyle	397
12. Mike Bullard	382
13. Ken Schinkel	371
14. JIM JOHNSON	366
15. BOB ERREY	361
16. Dave Hannan	355
17. Russ Anderson	353
18. Val Fonteyne	349
19. Bryan Hextall	335
20. Doug Shedden	332
21. TROY LONEY	330
22. Lowell MacDonald	328
23. RANDY HILLIER	312

GOALS

1. MARIO LEMIEUX	345
2. Jean Pronovost	316
3. Rick Kehoe	312
4. Mike Bullard	186
5. Syl Apps	151
6. Greg Malone	143
7. Lowell MacDonald	140
8. Ron Schock	124
9. Doug Shedden	123
10. Pierre Larouche	119
11. Peter Lee	114
12. Dan Quinn	111
13. ROB BROWN	106
14. Randy Cunneynworth	101
15. Paul Gardner	98
16. Ken Schinkel	93
17. George Ferguson	93
18. Greg Polis	88
19. BOB ERREY	85
20. Keith McCreary	82
21. Rod Schutt	76
22. PAUL COFFEY	74
23. Bryan Hextall	71
24. Bob Kelly	69
25. Wayne Bianchin	68

PENALTY MINUTES

1. ROD BUSKAS	959
2. Bryan Watson	871
3. Paul Baxter	851
4. Gary Rissling	832
5. Russ Anderson	384
6. TROY LONEY	671
7. JIM JOHNSON	635
8. Dan Frawley	610
9. Randy Carlyle	582
10. RANDY HILLIER	562
11. Pat Boutette	548

ASSISTS

1. MARIO LEMIEUX	493
2. Syl Apps	349
3. Rick Kehoe	324
4. Jean Pronovost	287
5. Ron Schock	280
6. Ron Stackhouse	277
7. Randy Carlyle	257
8. Greg Malone	221
9. PAUL COFFEY	209
10. Mike Bullard	175
11. Lowell MacDonald	166
12. Dan Quinn	162
13. Doug Shedden	159
14. Ken Schinkel	143
15. Pierre Larouche	134
16. ROB BROWN	133
17. Doug Bodger	132
18. Peter Lee	131
19. Moe Mantha	131
20. Randy Cunneynworth	115
21. Bryan Watson	115
22. Pat Boutette	109
23. Dave Burrows	108

POINTS

1. MARIO LEMIEUX	838
2. Rick Kehoe	636
3. Jean Pronovost	603
4. Syl Apps	500
5. Ron Schock	404
6. Greg Malone	364
7. Mike Bullard	361
8. Ron Stackhouse	343
9. Randy Carlyle	323
10. Lowell MacDonald	306
11. PAUL COFFEY	283
12. Doug Shedden	282
13. Dan Quinn	273
14. Pierre Larouche	253
15. Peter Lee	245
16. ROB BROWN	239
17. Ken Schinkel	236
18. Randy Cunneynworth	216
19. Paul Gardner	203
20. George Ferguson	195
21. Bryan Hextall	186
22. BOB ERREY	181
23. Pat Boutette	174
24. Rod Schutt	168
25. Moe Mantha	168

BEST SEASONS

GOALS - ONE SEASON

- 85 - Mario Lemieux (1988-89)
- 70 - Mario Lemieux (1987-88)
- 55 - Rick Kehoe (1980-81)
- 54 - Mario Lemieux (1986-87)
- 53 - Pierre Larouche (1975-76)
- 52 - Jean Pronovost (1975-76)
- 51 - Mike Bullard (1983-84)
- 49 - Rob Brown (1988-89)
- 48 - Mario Lemieux (1985-86)
- 45 - Mario Lemieux (1989-90)
- 43 - Lowell MacDonald (1973-74)
- 43 - Jean Pronovost (1974-75)
- 43 - Mario Lemieux (1984-85)
- 41 - Mike Bullard (1985-86)
- 40 - Jean Pronovost (1973-74)
- 40 - Jean Pronovost (1977-78)
- 40 - Warren Young (1984-85)
- 40 - Dan Quinn (1987-88)

POINTS - ONE SEASON

- 199 - Mario Lemieux (1988-89)
- 168 - Mario Lemieux (1987-88)
- 141 - Mario Lemieux (1985-86)
- 123 - Mario Lemieux (1989-90)
- 115 - Rob Brown (1988-89)
- 113 - Paul Coffey (1988-89)
- 111 - Pierre Larouche (1975-76)
- 107 - Mario Lemieux (1986-87)
- 104 - Jean Pronovost (1975-76)
- 103 - Paul Coffey (1989-90)
- 100 - Mario Lemieux (1984-85)
- 99 - Syl Apps (1975-76)
- 94 - Dan Quinn (1988-89)
- 92 - Mike Bullard (1983-84)
- 92 - John Cullen (1989-90)
- 88 - Rick Kehoe (1980-81)
- 86 - Ron Schock (1974-75)
- 85 - Syl Apps (1972-73)
- 85 - Syl Apps (1973-74)
- 85 - Rick Kehoe (1981-82)

POWER PLAY GOALS - ONE SEASON

- 31 - Mario Lemieux (1988-89)
- 24 - Rob Brown (1988-89)
- 22 - Mario Lemieux (1987-88)
- 21 - Dan Quinn (1987-88)
- 21 - Paul Gardner (1981-82)
- 20 - Rick Kehoe (1980-81)
- 20 - Paul Gardner (1982-83)
- 19 - Doug Shedden (1985-86)
- 19 - Mario Lemieux (1986-87)
- 18 - Pierre Larouche (1975-76)
- 17 - Rick Kehoe (1981-82)
- 17 - Mario Lemieux (1985-86)

POWER PLAY POINTS - ONE SEASON

- 80 - Mario Lemieux (1987-88)
- 80 - Mario Lemieux (1988-89)
- 64 - Paul Coffey (1988-89)
- 62 - Mario Lemieux (1985-86)
- 50 - Rick Kehoe (1981-82)
- 49 - Mario Lemieux (1989-90)
- 48 - Paul Coffey (1989-90)
- 47 - Dan Quinn (1988-89)
- 47 - Rob Brown (1988-89)
- 46 - Randy Carlyle (1981-82)
- 42 - Paul Coffey (1987-88)
- 41 - Moe Mantha (1985-86)
- 41 - Pat Boutette (1981-82)
- 40 - Randy Carlyle (1981-82)

ASSISTS - ONE SEASON

- 114 - Mario Lemieux (1988-89)
- 98 - Mario Lemieux (1987-88)
- 93 - Mario Lemieux (1985-86)
- 83 - Paul Coffey (1988-89)
- 78 - Mario Lemieux (1989-90)
- 74 - Paul Coffey (1989-90)
- 67 - Syl Apps (1975-76)
- 67 - Randy Carlyle (1980-81)
- 66 - Rob Brown (1988-89)
- 64 - Randy Carlyle (1981-82)
- 63 - Ron Schock (1974-75)
- 61 - Syl Apps (1973-74)
- 60 - Ron Stackhouse (1975-76)
- 60 - Dan Quinn (1988-89)
- 60 - John Cullen (1989-90)
- 58 - Pierre Larouche (1975-76)
- 57 - Mario Lemieux (1984-85)

PEN MIN - ONE SEASON

- 409 - Paul Baxter (1981-82)
- 378 - Dave Schultz (1977-78)
- 322 - Pat Price (1981-82)
- 297 - Gary Rissling (1983-84)
- 285 - Jay Caufield (1988-89)
- 238 - Paul Baxter (1982-83)
- 230 - Pat Boutette (1981-82)
- 224 - Marly McSorley (1983-84)
- 218 - Dan Frawley (1986-87)
- 212 - Bryan Watson (1971-72)
- 209 - Gary Rissling (1984-85)
- 206 - Rod Buskas (1987-88)
- 204 - Paul Baxter (1980-81)

POWER PLAY ASSISTS - ONE SEASON

- 58 - Mario Lemieux (1987-88)
- 53 - Paul Coffey (1988-89)
- 49 - Mario Lemieux (1988-89)
- 45 - Mario Lemieux (1985-86)
- 39 - Randy Carlyle (1980-81)
- 38 - Paul Coffey (1989-90)
- 35 - Mario Lemieux (1989-90)
- 36 - Paul Coffey (1987-88)
- 33 - Randy Carlyle (1981-82)
- 33 - Rick Kehoe (1981-82)
- 31 - Dan Quinn (1988-89)
- 30 - Moe Mantha (1985-86)

SHOTS ON GOAL - ONE SEASON

- 382 - Mario Lemieux (1987-88)
- 342 - Paul Coffey (1988-89)
- 324 - Paul Coffey (1989-90)
- 319 - Pierre Larouche (1975-76)
- 313 - Mario Lemieux (1988-89)
- 299 - Jean Pronovost (1975-76)
- 299 - Rick Kehoe (1980-81)
- 293 - Andy Bathgate (1967-68)
- 284 - Al McDonough (1972-73)
- 276 - Mario Lemieux (1985-86)
- 275 - Jean Pronovost (1974-75)

GOAL LEADERS

1989-90	Mario Lemieux	45
	Rob Brown	33
1988-89	MARIO LEMIEUX	85
	Rob Brown	49
	Dan Quinn	34
1987-88	Mario Lemieux	70
	Dan Quinn	40
	Randy Cunneynworth	35
	Rob Brown	24
1986-87	Mario Lemieux	54
	Dan Quinn	28
	Randy Cunneynworth	26
	Craig Simpson	26
1985-86	Mario Lemieux	48
	Mike Bullard	41
	Doug Shedden	32
1984-85	Mario Lemieux	43
	Warren Young	40
	Doug Shedden	35
1983-84	Mike Bullard	51
	Ron Flockhart	27
	Mark Taylor	24
1982-83	Rick Kehoe	29
	Paul Gardner	28
	Pat Boutette	27
1981-82	Mike Bullard	36
	Paul Gardner	36
	Rick Kehoe	33
1980-81	Rick Kehoe	55
	Paul Gardner	34
	Peter Lee	30
1979-80	Rick Kehoe	30
	George Ferguson	21
	Greg Malone	19
	Gary McAdam	19
1978-79	Greg Malone	35
	Peter Lee	32
	Rick Kehoe	27
1977-78	Jean Pronovost	40
	Rick Kehoe	29
	Pete Mahovlich	25
1976-77	Jean Pronovost	33
	Rick Kehoe	30
	Pierre Larouche	29
1975-76	Pierre Larouche	53
	Jean Pronovost	52
	Syl Apps	32
1974-75	Jean Pronovost	43
	Rick Kehoe	32
1973-74	Lowell MacDonald	43
	Jean Pronovost	40
1972-73	Al McDonough	35
	Lowell MacDonald	34
	Syl Apps	29
1971-72	Jean Pronovost	30
	Greg Polis	30
1970-71	Jean Pronovost	21
	Dean Prentice	21
	Keith McCreary	21
1969-70	Dean Prentice	26
	Ken Schinkel	20
	Jean Pronovost	20
1968-69	Keith McCreary	25
	Ken Schinkel	18
	Lou Angotti	17
1967-68	Ab McDonald	22
	Andy Bathgate	20
	Gene Ubriaco	18

ASSIST LEADERS

Mario Lemieux	78
Paul Coffey	74
MARIO LEMIEUX	114
Paul Coffey	83
Rob Brown	66
Mario Lemieux	98
Paul Coffey	52
Dan Quinn	39
Randy Cunneynworth	39
Mario Lemieux	53
Dan Quinn	43
Doug Bodger	38
Terry Ruskowski	37
Mario Lemieux	93
Moe Mantha	52
Mike Bullard	42
Mario Lemieux	57
John Chabot	45
Moe Mantha	40
Mike Bullard	41
Doug Shedden	35
Mark Taylor	31
Greg Malone	44
Doug Shedden	43
Randy Carlyle	41
Randy Carlyle	64
Rick Kehoe	52
Pat Boutette	51
Randy Carlyle	67
Mario Faubert	44
Paul Gardner	40
Greg Malone	32
Rick Kehoe	30
Orest Kindrachuk	29
Peter Lee	29
Orest Kindrachuk	42
Pete Mahovlich	39
Randy Carlyle	34
Greg Malone	43
Tom Edur	38
Gene Carr	37
Syl Apps	43
Pierre Larouche	34
Ron Stackhouse	34
Syl Apps	67
Ron Stackhouse	60
Pierre Larouche	58
Ron Schock	63
Syl Apps	55
Syl Apps	61
Lowell MacDonald	39
Syl Apps	56
Al McDonough	41
Lowell MacDonald	41
Syl Apps	44
Ken Schinkel	30
Bryan Hextall	32
Wally Boyer	30
Andy Bathgate	29
Michel Briere	32
Dean Prentice	25
Ken Schinkel	25
Bob Woytowich	25
Charlie Burns	38
Ken Schinkel	34
Jean Pronovost	25
Andy Bathgate	39
Val Fonteyne	28
Noel Price	27

Key: **BOLD FACE** = Club Record

POINT LEADERS

1989-90	Mario Lemieux	123
	Paul Coffey	103
1988-89	MARIO LEMIEUX	199
	Rob Brown	115
	Paul Coffey	113
1987-88	Mario Lemieux	168
	Dan Quinn	79
	Randy Cunneyworth	74
1986-87	Mario Lemieux	107
	Dan Quinn	71
	Randy Cunneyworth	53
1985-86	Mario Lemieux	141
	Mike Bullard	83
	Moe Mantha	67
1984-85	Mario Lemieux	100
	Warren Young	72
	Doug Shedden	67
1983-84	Mike Bullard	92
	Doug Shedden	57
1982-83	Doug Shedden	67
	Rick Kehoe	65
	Greg Malone	61
1981-82	Rick Kehoe	85
	Randy Carlyle	75
	Pat Boutette	74
1980-81	Rick Kehoe	88
	Randy Carlyle	83
	Paul Gardner	74
1979-80	Rick Kehoe	60
	Greg Malone	51
1978-79	Greg Malone	65
	Orest Kindrachuk	60
	Peter Lee	58
1977-78	Jean Pronovost	65
	Pete Mahovlich	61
	Greg Malone	61
1976-77	Jean Pronovost	64
	Pierre Larouche	63
	Syl Apps	61
1975-76	Pierre Larouche	111
	Jean Pronovost	104
	Syl Apps	99
1974-75	Ron Schock	86
	Syl Apps	79
	Jean Pronovost	75
1973-74	Syl Apps	85
	Lowell MacDonald	82
1972-73	Syl Apps	85
	Al McDonough	76
	Lowell MacDonald	75
1971-72	Syl Apps	59
	Jean Pronovost	53
1970-71	Bryan Hextall	48
	Jean Pronovost	45
	Andy Bathgate	44
1969-70	Dean Prentice	51
	Ken Schinkel	45
	Michel Briere	44
1968-69	Ken Schinkel	52
	Charlie Burns	51
	Keith McCreary	48
1967-68	Andy Bathgate	59
	Lowell MacDonald	43
	Ken Schinkel	39

PEN MIN LEADERS

Kevin Stevens	171
Troy Loney	168
Jay Caufield	285
Paul Coffey	193
Troy Loney	165
Rod Buskas	206
Dan Frawley	152
Troy Loney	151
Dan Frawley	218
Terry Ruskowski	147
Randy Cunneyworth	142
Dan Frawley	174
Terry Ruskowski	162
Rod Buskas	159
Gary Rissling	209
Rod Buskas	191
Warren Young	176
Gary Rissling	297
Marty McSorley	224
Paul Baxter	238
Pat Boutette	152
Gary Rissling	128
PAUL BAXTER	409
Pat Price	322
Pat Boutette	230
Paul Baxter	204
Pat Hughes	161
Gary Rissling	143
Kim Clackson	166
Russ Anderson	150
Dave Schultz	157
Colin Campbell	137
Russ Anderson	93
Dave Schultz	378
Russ Anderson	150
Colin Campbell	103
Bob Kelly	115
Russ Anderson	81
Ron Stackhouse	72
Steve Durbano	161
Bob Kelly	149
Barry Wilkins	106
Colin Campbell	172
Bob Kelly	120
Bob Paradise	109
Steve Durbano	138
Bryan Watson	137
Bryan Watson	179
Bryan Hextall	113
Darryl Edestrand	88
Bryan Watson	212
Bryan Hextall	126
Bryan Hextall	133
Bryan Watson	119
Nick Harbaruk	108
Bryan Watson	189
Tracy Pratt	124
Glen Sather	114
Dunc McCallum	81
Bob Woytowich	62
Noel Price	61
Leo Boivin	74
Al MacNeil	58
Andy Bathgate	55

KEY: **BOLD FACE** = CLUB RECORD

		POWER PLAY GOALS	POWER PLAY ASSISTS		POWER PLAY POINTS	
1989-90	Mario Lemieux	14	Paul Coffey	38	Mario Lemieux	49
	Three tied with	12	Mario Lemieux	35	Paul Coffey	48
1988-89	MARIO LEMIEUX	31	Paul Coffey	53	MARIO LEMIEUX	80
	Rob Brown	24	Mario Lemieux	49	Paul Coffey	64
	Dan Quinn	16	Dan Quinn	31	Rob Brown	47
	Paul Coffey	11	Rob Brown	23	Dan Quinn	47
1987-88	Mario Lemieux	22	MARIO LEMIEUX	58	MARIO LEMIEUX	80
	Dan Quinn	21	Paul Coffey	36	Paul Coffey	42
	Randy Cunneynworth	14	Doug Bodger	20	Dan Quinn	39
1986-87	Mario Lemieux	19	Moe Mantha	20	Mario Lemieux	38
	Dan Quinn	10	Mario Lemieux	19	Moe Mantha	28
	Moe Mantha	8	Terry Ruskowski	17	Terry Ruskowski	22
1985-86	Doug Shedden	19	Mario Lemieux	45	Mario Lemieux	62
	Mario Lemieux	17	Moe Mantha	30	Moe Mantha	41
	Mike Bullard	16	Mike Bullard	17	Doug Shedden	34
1984-85	Mike Bullard	14	Mario Lemieux	22	Mario Lemieux	33
	Doug Shedden	12	Moe Mantha	16	Doug Shedden	25
	Mario Lemieux	11			Mike Bullard	24
1983-84	Mike Bullard	15	Randy Carlyle	19	Mike Bullard	31
	Pat Boutette	10	Mike Bullard	16	Mark Taylor	19
	Mark Taylor	9			Rick Kehoe	19
1982-83	Paul Gardner	20	Rick Kehoe	23	Rick Kehoe	38
	Rick Kehoe	15	Doug Shedden	17	Paul Gardner	37
	Pat Boutette	13	Paul Gardner	17	Pat Boutette	29
			Greg Hotham	17		
1981-82	Paul Gardner	21	Randy Carlyle	33	Rick Kehoe	50
	Rick Kehoe	17	Rick Kehoe	33	Pat Boutette	41
	Pat Boutette	14	Pat Boutette	27	Randy Carlyle	40
1980-81	Rick Kehoe	20	Randy Carlyle	39	Randy Carlyle	46
	Paul Gardner	18	Mario Faubert	23	Rick Kehoe	39
	Rod Schutt	11	Rick Kehoe	19	Paul Gardner	35
1979-80	Rick Kehoe	7	Randy Carlyle	15	Randy Carlyle	18
	Greg Malone	5	Four tied with	7	Rick Kehoe	14
	Pat Hughes	5				
1978-79	Peter Lee	10	Randy Carlyle	16	Randy Carlyle	19
	Greg Malone	8	Three tied with	11	Peter Lee	17
1977-78	Jean Pronovost	12	Gene Carr	20	Gene Carr	24
	Pete Mahovich	9	Tom Edur	13	Jean Pronovost	21
1976-77	Pierre Larouche	8	Syl Apps	13	Pierre Larouche	17
	Jean Pronovost	7	Pierre Larouche	9	Syl Apps	16
	Rick Kehoe	7	Ron Stackhouse	9		
1975-76	Pierre Larouche	18	Jean Pronovost	24	Jean Pronovost	37
	Jean Pronovost	13	Ron Stackhouse	22	Pierre Larouche	32
1974-75	Jean Pronovost	11	Ron Stackhouse	22	Ron Stackhouse	28
	Vic Hadfield	7	Vic Hadfield	18	Vic Hadfield	25
	Chuck Arnason	7				
1973-74	Lowell MacDonald	9	Syl Apps	16	Syl Apps	23
	Jean Pronovost	8	Lowell MacDonald	14	Lowell MacDonald	23
1972-73	Greg Polis	8	Al McDonough	15	Al McDonough	22
	Eddie Shack	8	Jack Lynch	11	Syl Apps	16
1971-72	Greg Polis	8	Syl Apps	11	Syl Apps	14
	Bryan Hextall	5	Ken Schinkel	8	Greg Polis	10
	Bob Leiter	5			Ron Schock	10
1970-71	Andy Bathgate	7	Duane Rupp	19	Bryan Hextall	20
	Dean Prentice	7	Bryan Hextall	14	Duane Rupp	20
1969-70	Dean Prentice	12	Bob Woytowich	15	Bob Woytowich	20
	Jean Pronovost	5	Ken Schinkel	12	Dean Prentice	19
	Bob Woytowich	5	Michel Briere	12		
1968-69	Ken Schinkel	8	Ken Schinkel	11	Ken Schinkel	19
	Keith McCreary	8	Bob Woytowich	9	Keith McCreary	16
1967-68	Ab McDonald	6	Andy Bathgate	14	Andy Bathgate	16
	Paul Andrea	5	Paul Andrea	9	Paul Andrea	14

KEY: **BOLD FACE** = CLUB RECORD

PENGUINS GOALTENDERS YEAR-BY-YEAR

SEASON	NAME	GP	MIN	GA	ENG	SO	AVG	W	L	T	SAVES	EFF
1967-68	Hank Bassen	25	1299	62	2	1	2.86	7	10	3	616	.909
	Les Binkley	54	3141	150	2	6	2.87	20	24	10	1437	.905
1968-69	Marv Edwards	1	60	3	0	0	3.00	0	1	0	30	.909
	Joe Daley	29	1615	86	3	2	3.20	10	13	3	870	.910
	Les Binkley	50	2885	158	2	0	3.29	10	31	8	1451	.902
1969-70	Joe Daley	9	528	26	1	0	2.95	1	5	3	224	.896
	Al Smith	46	2555	129	3	2	3.03	15	20	8	1151	.899
	Les Binkley	27	1477	79	0	3	3.21	10	13	1	623	.887
1970-71	Les Binkley	34	1870	89	0	2	2.86	11	11	10	802	.900
	Al Smith	45	2472	128	0	2	3.11	9	22	9	1126	.898
	Cam Newton	5	281	16	0	0	3.42	1	3	1	99	.861
	Paul Hoganson	2	57	7	0	0	7.37	0	1	0	21	.750
1971-72	Roy Edwards	15	847	36	2	0	2.55	2	8	4	355	.908
	Jim Rutherford	40	2160	116	2	1	3.22	17	15	5	972	.893
	Les Binkley	31	1673	98	4	0	3.51	7	15	5	709	.879
1972-73	Jim Rutherford	49	2660	129	3	3	2.91	20	22	5	1333	.912
	Denis Herron	18	967	55	0	2	3.41	6	7	2	397	.878
	Cam Newton	11	533	35	2	0	3.94	3	4	0	261	.882
	Andy Brown	9	520	41	0	0	4.73	3	4	2	270	.868
1973-74	Gary Inness	20	1032	56	1	0	3.26	7	10	1	437	.886
	Jim Rutherford	26	1432	82	1	0	3.44	7	12	4	610	.882
	Andy Brown	36	1956	115	0	1	3.53	13	16	4	856	.882
	Denis Herron	5	260	18	0	0	4.15	1	3	0	138	.885
1974-75	Gary Inness	57	3122	161	4	2	3.09	24	18	10	1542	.906
	Michel Plasse	20	1094	73	0	0	4.00	9	5	4	578	.888
	Bob Johnson	12	476	40	0	0	5.04	3	4	1	237	.856
	Denis Herron	3	108	11	0	0	6.11	1	1	0	66	.857
1975-76	Michel Plasse	55	3096	178	1	2	3.45	24	19	10	1435	.889
	Gary Inness	23	1212	82	1	0	4.06	8	9	2	612	.881
	Gordie Laxton	8	414	31	2	0	4.49	3	4	0	171	.838
	Bob Taylor	2	78	7	1	0	5.38	0	1	0	41	.837
1976-77	Denis Herron	34	1920	94	2	1	2.94	15	11	5	967	.911
	Dunc Wilson	45	2627	129	1	5	2.95	18	19	8	1243	.906
	Gordie Laxton	6	253	26	0	0	6.17	1	3	0	130	.833
1977-78	Denis Herron	60	3534	210	4	0	3.57	20	25	15	1920	.900
	Dunc Wilson	21	1180	95	0	0	4.83	5	11	3	507	.842
	Gordie Laxton	2	73	9	0	0	7.40	0	1	0	39	.813
	Greg Redquest	1	13	3	0	0	13.85	0	0	0	2	.400
1978-79	Denis Herron	56	3208	180	3	0	3.37	22	19	12	1487	.890
	Greg Millen	28	1532	86	2	2	3.37	14	11	1	685	.875
	Gordie Laxton	1	60	8	0	0	8.00	0	1	0	19	.704
1979-80	Nick Ricci	4	240	14	0	0	3.50	2	2	0	123	.898
	Greg Millen	44	2586	157	2	2	3.64	18	18	7	1161	.881
	Bob Holland	34	1974	126	4	1	3.83	10	17	6	804	.865
1980-81	Nick Ricci	9	540	35	1	0	3.89	4	5	0	216	.861
	Greg Millen	63	3721	258	6	0	4.16	25	27	10	1636	.864
	Bob Holland	10	539	45	0	0	5.01	1	5	3	256	.851
1981-82	Gary Edwards	6	360	22	0	1	3.67	3	2	1	171	.886
	Michel Dion	62	3580	226	8	0	3.79	25	24	12	1627	.878
	Nick Ricci	3	160	14	2	0	5.25	0	3	0	75	.824
	Paul Harrison	13	700	64	1	0	5.49	3	7	0	288	.816
1982-83	Michel Dion	49	2791	198	9	0	4.26	12	30	4	1306	.868
	Denis Herron	31	1707	151	1	1	5.31	5	18	5	777	.837
	Nick Ricci	3	147	16	1	0	6.53	1	2	0	60	.789
	Roberto Romano	3	155	18	0	0	6.97	0	3	0	78	.813
1983-84	Denis Herron	38	2027	138	7	1	4.08	8	24	2	1056	.885
	Roberto Romano	18	1020	78	0	1	4.59	6	11	0	552	.876
	Michel Dion	30	1553	138	4	0	5.33	2	19	4	793	.852
	Vince Tremblay	4	240	24	1	0	6.00	0	4	0	117	.830

SEASON	NAME	GP	MIN	GA	ENG	SO	AVG	W	L	T	SAVES	EFF
1984-85	Roberto Romano	31	1629	120	1	1	4.42	9	17	2	870	.879
	Denis Herron	42	2193	169	3	1	4.62	10	22	3	1188	.875
	Michel Dion	10	553	43	1	0	4.67	3	6	0	272	.863
	Brian Ford	8	457	48	0	0	6.30	2	6	0	248	.836
1985-86	Roberto Romano	46	2683	159	6	2	3.56	21	20	3	1229	.885
	Gilles Meloche	34	1989	119	5	0	3.59	13	15	5	880	.881
	Denis Herron	3	180	14	2	0	4.67	0	3	0	76	.844
1986-87	Pat Riffin	17	988	55	0	0	3.34	8	6	3	412	.882
	Gilles Meloche	43	2343	134	3	0*	3.03	15	20	8	1151	.899
	Roberto Romano	25	1438	87	1	0*	3.63	9	11	2	625	.878
	Steve Guenette	2	113	8	2	0	4.25	0	2	0	44	.846
	* - Meloche & Romano shared a shutout on January 23, 1987 at Vancouver											
1987-88	Steve Guenette	19	1092	61	0	1	3.35	12	7	0	521	.895
	Pat Riffin	22	1169	76	1	0	3.90	7	8	4	504	.869
	F. PIETRANGELO	21	1207	80	1	1	3.98	9	11	0	520	.866
	Gilles Meloche	27	1394	95	2	0	4.09	8	9	5	627	.868
1988-89	F. PIETRANGELO	15	669	45	1	0	4.04	5	3	0	364	.890
	TOM BARRASSO	44	2406	162	4	0	4.04	18	15	7	1279	.888
	Steve Guenette	11	574	41	0	0	4.29	5	6	0	267	.867
	WENDELL YOUNG	22	1150	92	0	0	4.80	12	9	0	581	.863
	Rich Tabaracci	1	33	4	0	0	7.27	0	0	0	17	.810
1989-90	WENDELL YOUNG	43	2318	161	4	1	4.17	16	20	3	1102	.873
	F. PIETRANGELO	21	1066	77	0	0	4.33	8	6	2	503	.867
	TOM BARRASSO	24	1294	101	2	0	4.68	7	12	3	645	.865
	Alain Chevrier	3	166	14	0	0	5.06	1	2	0	75	.843

ALL-TIME GOALTENDING TOTALS

NAME	GP	MIN	GA	ENG	SO	AVG	W	L	T	SAVES	EFF
Roy Edwards	15	847	36	2	0	2.55	2	8	4	355	.908
Hank Bassen	25	1299	62	2	1	2.86	7	10	3	616	.909
Marv Edwards	1	60	3	0	0	3.00	0	1	0	30	.909
Al Smith	91	5027	257	3	4	3.07	24	42	17	2277	.899
Les Binkley	196	11,046	574	8	11	3.12	58	94	34	5022	.897
Joe Daley	38	2143	112	4	2	3.14	11	18	6	1094	.907
Jim Rutherford	115	6252	327	6	4	3.14	44	49	14	2915	.899
Gary Inness	100	5366	299	6	2	3.34	39	37	13	2591	.897
Dunc Wilson	66	3807	224	1	5	3.53	23	30	11	1750	.887
Michel Plasse	75	4190	251	1	2	3.59	33	24	14	2013	.889
Pat Riffin	39	2157	131	1	0	3.64	15	14	7	916	.868
Gilles Meloche	104	5726	348	10	0	3.65	34	43	17	2491	.865
Gary Edwards	6	360	22	0	1	3.67	3	2	1	171	.886
Steve Guenette	32	1779	110	2	1	3.71	17	15	0	832	.883
Cam Newton	16	814	51	2	0	3.76	4	7	1	360	.876
Andy Brown	45	2476	156	0	1	3.78	16	20	6	1126	.878
Greg Millen	135	7839	501	10	4	3.83	57	56	18	3482	.874
Denis Herron	290	16,104	1040	22	6	3.87	88	133	44	8072	.886
Roberto Romano	123	6926	462	9	4	4.00	45	62	7	3354	.879
Rob Holland	44	2513	171	4	1	4.08	11	22	9	1060	.861
F. PIETRANGELO	57	2942	202	2	1	4.12	22	20	2	1387	.873
TOM BARRASSO	68	3700	263	6	0	4.27	25	27	10	1924	.880
Michel Dion	151	8477	605	22	0	4.28	42	79	20	3998	.855
Nick Ricci	19	1087	79	4	0	4.36	7	12	0	474	.857
WENDELL YOUNG	65	3468	253	4	1	4.38	28	29	3	1683	.869
Bob Johnson	12	476	40	0	0	5.04	3	4	1	237	.856
Alain Chevrier	3	166	14	0	0	5.06	1	2	0	75	.843
Bob Taylor	2	78	7	1	0	5.38	0	1	0	41	.837
Paul Harrison	13	700	64	1	0	5.49	3	7	0	288	.816
Gordie Laxton	17	800	74	2	0	5.55	4	9	0	359	.829
Vincent Tremblay	4	240	24	1	0	6.00	0	4	0	117	.830
Brian Ford	8	457	48	0	0	6.30	2	6	0	248	.838
Rich Tabaracci	1	33	4	0	0	7.27	0	0	0	17	.810
Paul Hoganson	2	57	7	0	0	7.37	0	1	0	21	.750
Greg Redquest	1	13	3	0	0	13.85	0	0	0	2	.400
TOTALS	1818	109,449	6959	135	52	3.82	668	888	262	51,393	.881

COACHES & RECORDS

YEAR	COACH	GP	W	L	T	PTS	GF	GA	PCT.
1968-68	Red Sullivan	74	27	34	13	67	195	216	.453
	(Home)	37	15	12	10	40	115	101	.541
	(Road)	37	12	22	3	27	80	115	.365
Fifth in Western Division - 10th of 12 teams - Did not make playoffs									
1968-69	Red Sullivan	76	20	45	11	51	189	252	.336
	(Home)	38	12	20	6	30	99	113	.395
	(Road)	38	8	25	5	21	90	139	.276
Fifth in Western Division - 11th of 12 teams - Did not make playoffs									
1969-70	Red Kelly	76	26	38	12	64	182	238	.421
	(Home)	38	17	13	8	42	105	108	.553
	(Road)	38	9	25	4	22	77	130	.289
Second in Western Division - 7th of 12 teams - Eliminated Oakland 4-0 in Quarterfinals; Lost to St. Louis 4-2 in Semifinals									
1970-71	Red Kelly	78	21	37	20	62	221	240	.397
	(Home)	39	18	12	9	45	126	92	.576
	(Road)	39	3	25	11	17	95	148	.218
Sixth in Western Division - 11th of 14 teams - Did not make playoffs									
1971-72	Red Kelly	78	26	38	14	66	220	258	.423
	(Home)	39	18	15	6	42	132	125	.538
	(Road)	39	8	23	8	24	88	133	.308
Fourth in Western Division - 9th of 14 teams - Lost to Chicago 4-0 in Quarterfinals									
1972-73	TOTAL	78	32	37	9	73	257	265	.468
	Red Kelly	42	17	19	6	40	144	137	.476
	(Home)	20	12	6	2	26	84	56	.650
	(Road)	22	5	13	4	14	60	81	.318
	Ken Schinkel	36	15	18	3	33	113	128	.458
	(Home)	19	12	5	2	26	66	48	.684
(Road)	17	3	13	1	7	47	80	.206	
Ken Schinkel replaced Red Kelly on January 13, 1973									
Fifth in Western Division - 10th of 16 teams - Did not make playoffs									
1973-74	TOTAL	78	28	41	9	65	242	273	.417
	Ken Schinkel	50	14	31	5	33	138	185	.330
	(Home)	26	7	16	3	17	69	87	.327
	(Road)	24	7	15	2	16	69	98	.333
	Marc Boileau	28	14	10	4	32	104	88	.571
	(Home)	13	8	2	3	19	55	29	.731
(Road)	15	6	8	1	13	49	59	.433	
Marc Boileau replaced Ken Schinkel on February 6, 1974									
Fifth in Western Division - 11th of 16 teams - Did not make playoffs									
1974-75	Marc Boileau	80	37	28	15	89	326	289	.556
	(Home)	40	25	5	10	60	192	113	.750
	(Road)	40	12	23	5	29	134	176	.363
Third in Norris Division - 6th of 18 teams - Eliminated St. Louis 2-0 in Preliminary Round; Lost to NY Islanders 4-3 in Quarterfinals									
1975-76	TOTAL	80	35	33	12	82	339	303	.513
	Marc Boileau	43	15	23	5	35	161	181	.407
	(Home)	18	9	6	3	21	83	74	.583
	(Road)	25	6	17	2	14	78	107	.280
	Ken Schinkel	37	20	10	7	47	178	122	.635
	(Home)	22	14	5	3	31	113	63	.765
(Road)	15	6	5	4	16	65	59	.533	
Ken Schinkel replaced Marc Boileau on January 17, 1976									
Third in Norris Division - 8th of 18 teams - Lost to Toronto 2-1 in Preliminary Round									
1976-77	Ken Schinkel	80	34	33	13	81	240	252	.506
	(Home)	40	22	12	6	50	139	119	.625
	(Road)	40	12	21	7	31	101	133	.386
Third in Norris Division - 7th of 18 teams - Lost to Toronto 2-1 in Preliminary Round									
1977-78	Johnny Wilson	80	25	37	18	68	254	321	.425
	(Home)	40	16	15	9	41	143	147	.513
	(Road)	40	9	22	9	27	111	174	.338
Fourth in Norris Division - 12th of 18 teams - Did not make playoffs									
1978-79	Johnny Wilson	80	36	31	13	85	281	279	.531
	(Home)	40	23	12	5	51	152	120	.638
	(Road)	40	13	19	8	34	129	159	.425
Second in Norris Division - 8th of 18 teams - Eliminated Buffalo 2-1 in Preliminary Round; Lost to Boston 4-0 in Quarterfinals									

COACHES & RECORDS

YEAR	COACH	GP	W	L	T	PTS	GF	GA	PCT.
1979-80	Johnny Wilson	80	30	37	13	73	251	303	.456
	(Home)	40	20	13	7	47	145	134	.588
	(Road)	40	10	24	6	26	106	169	.325
Third in Norris Division - 13th of 21 teams - Lost to Boston 3-2 in Preliminary Round									
1980-81	Eddie Johnston	80	30	37	13	73	302	345	.456
	(Home)	40	21	16	3	45	160	154	.563
	(Road)	40	9	21	10	28	142	191	.350
Third in Norris Division - 15th of 21 teams - Lost to St. Louis 3-2 in Preliminary Round									
1981-82	Eddie Johnston	80	31	36	13	75	310	337	.469
	(Home)	40	21	11	8	50	167	143	.625
	(Road)	40	10	25	5	25	143	194	.313
Fourth in Patrick Division - 12th of 21 teams - Lost to NY Islanders 3-2 in Preliminary Round									
1982-83	Eddie Johnston	80	18	53	9	45	257	394	.563
	(Home)	40	14	22	4	32	134	170	.400
	(Road)	40	4	31	5	13	123	224	.163
Sixth in Patrick Division - 21st of 21 teams - Did not make playoffs									
1983-84	Lou Angotti	80	16	58	6	38	254	390	.238
	(Home)	40	7	29	4	18	132	182	.225
	(Road)	40	9	29	2	20	122	208	.250
Sixth in Patrick Division - 21st of 21 teams - Did not make playoffs									
1984-85	Bob Berry	80	24	51	5	53	276	385	.331
	(Home)	40	17	20	3	37	150	171	.463
	(Road)	40	7	31	2	16	126	214	.200
Sixth in Patrick Division - 20th of 21 teams - Did not make playoffs									
1985-86	Bob Berry	80	34	38	8	76	313	305	.475
	(Home)	40	20	15	5	45	155	133	.563
	(Road)	40	14	23	3	31	158	172	.388
Fifth in Patrick Division - 15th of 21 teams - Did not make playoffs									
1986-87	Bob Berry	80	30	38	12	72	297	290	.450
	(Home)	40	19	15	6	44	164	145	.550
	(Road)	40	11	23	6	28	133	145	.350
Fifth in Patrick Division - 14th of 21 teams - Did not make playoffs									
1987-88	Pierre Creamer	80	36	35	9	81	319	316	.506
	(Home)	40	22	12	6	50	171	140	.625
	(Road)	40	14	23	3	31	148	176	.388
Sixth in Patrick Division - 12th of 21 teams - Did not make playoffs									
1988-89	Gene Ubriaco	80	40	33	7	87	347	349	.544
	(Home)	40	24	13	3	51	185	159	.638
	(Road)	40	16	20	4	36	162	190	.450
Second in Patrick Division - 6th of 21 teams - Eliminated NY Rangers 4-0 in Division Semi-Finals; Lost to Philadelphia 4-3 in Division Finals									
1989-90	TOTAL	80	32	40	8	72	318	359	.450
	Gene Ubriaco	26	10	14	2	22	101	110	.423
	(Home)	14	7	7	0	14	60	59	.500
	(Road)	12	3	7	2	8	41	51	.333
	Craig Patrick	54	22	26	6	50	217	249	.462
(Home)	26	15	8	3	33	118	107	.635	
(Road)	28	7	18	3	17	99	142	.304	
Craig Patrick replaced Gene Ubriaco on December 5, 1989									
Fifth in Patrick Division - 17th of 21 teams - Did not make playoffs									

COACH	TOTALS								
	GP	W	L	T	PTS	GF	GA	PCT.	
Marc Boileau	151	66	61	24	156	591	558	.517	
Gene Ubriaco	106	50	47	9	109	448	459	.514	
Pierre Creamer	80	36	35	9	81	319	316	.506	
Ken Schinkel	203	83	92	28	194	669	687	.478	
Johnny Wilson	240	91	105	44	226	786	903	.471	
Craig Patrick	54	22	26	6	50	217	249	.462	
Red Kelly	274	90	132	52	232	767	873	.423	
Bob Berry	240	88	127	25	201	886	980	.419	
Eddie Johnston	240	79	126	35	193	869	1076	.402	
Red Sullivan	150	47	79	24	118	384	468	.393	
Lou Angotti	80	16	58	6	38	254	390	.238	
TOTAL	1818	668	888	262	1598	6190	6959	.439	
Home	909	435	348	137	1007	4323	3092	.554	
Road	909	233	551	125	591	2776	3867	.325	

PITTSBURGH PENGUINS TEAM RECORDS

SEASON RECORDS

POINTS

Most Overall:	89 (1974-75) (37 wins & 15 ties)
Most Home:	60 (1974-75) (25 wins & 10 ties)
Most Road:	36 (1988-89) (16 wins & 4 ties)
Fewest Overall:	38 (1983-84) (16 wins & 6 ties)
Fewest Home:	18 (1983-84) (7 wins & 4 ties)
Fewest Road:	13 (1982-83) (4 wins & 5 ties)

WINS

Most Overall:	40 (1988-89)
Most Home:	25 (1974-75)
Most Road:	16 (1988-89)
Fewest Overall:	16 (1983-84)
Fewest Home:	7 (1983-84)
Fewest Road:	3 (1970-71)

LOSSES

Most Overall:	58 (1983-84)
Most Home:	29 (1983-84)
Most Road:	31 (1982-83)
Fewest Overall:	28 (1974-75)
Fewest Home:	5 (1974-75)
Fewest Road:	19 (1978-79)

TIES

Most Overall:	20 (1970-71)
Most Home:	10 (1967-68) & (1974-75)
Most Road:	11 (1970-71)
Fewest Overall:	7 (1988-89)
Fewest Home:	3 (1980-81), (1988-89) & (1989-90)
Fewest Road:	3 (1967-68), (1973-74) & (1987-88)

GOALS

Most For Overall:	347 (1988-89)
Most For Home:	196 (1975-76)
Most For Road:	162 (1988-89)
Most Against Overall:	394 (1982-83)
Most Against Home:	182 (1983-84)
Most Against Road:	224 (1982-83)
Fewest For Overall:	182 (1969-70)
Fewest For Home:	99 (1968-69)
Fewest For Road:	77 (1969-70)
Fewest Against Overall:	216 (1967-68)
Fewest Against Home:	92 (1970-71)
Fewest Against Road:	115 (1967-68)

ASSISTS

Most For:	583 (1988-89)
Most Against:	665 (1982-83)
Fewest For:	294 (1969-70)
Fewest Against:	338 (1967-68)

POINTS

Most For:	930 (1988-89)
Most Against:	1049 (1982-83)
Fewest For:	476 (1969-70)
Fewest Against:	554 (1967-68)

PITTSBURGH PENGUINS TEAM RECORDS

SEASON RECORDS

PENALTIES

Most For:	897 (1988-89)
Fewest For:	248 (1967-68)
Most Against:	906 (1988-89)
Fewest Against:	330 (1967-68)

PENALTY MINUTES

Most For:	2670 (1988-89)**
Fewest For:	554 (1967-68)
Most Against:	2702 (1988-89)
Fewest Against:	750 (1967-68)

MINORS

Most For:	773 (1987-88)
Fewest For:	237 (1967-68)
Most Against:	752 (1987-88)
Fewest Against:	315 (1967-68)

MAJORS

Most For:	118 (1988-89)
Fewest For:	1 (1967-68)
Most Against:	114 (1988-89)
Fewest Against:	6 (1967-68)

MISCONDUCTS

Most For:	69 (1981-82)
Fewest For:	1 (1968-69)
Most Against:	87 (1981-82)
Fewest Against:	7 (1976-77)

SHOTS ON GOAL

Most For:	2761 (1974-75)
Fewest For:	2231 (1968-69)
Most Against:	2908 (1983-84)
Fewest Against:	2168 (1987-88)

POWER-PLAY CHANCES

Most For:	500 (1987-88)
Fewest For:	262 (1977-78) & (1979-80)
Most Against:	507 (1987-88)
Fewest Against:	193 (1967-68)

POWER-PLAY GOALS

Most For:	119 (1988-89)**
Fewest For:	37 (1967-68)
Most Against:	120 (1987-88)
Fewest Against:	31 (1967-68)

POWER-PLAY PERCENTAGE

Highest For:	24.7 (1981-82)
Lowest For:	13.6 (1967-68)
Highest Against:	27.4 (1982-83)
Lowest Against:	16.1 (1967-68)

SHORTHANDED GOALS

Most For:	21 (1988-89)
Fewest For:	2 (1967-68) & (1968-69)
Most Against:	22 (1984-85)**
Fewest Against:	4 (1973-74), (1978-79) & (1979-80)

KEY: ** = NHL RECORD

PITTSBURGH PENGUINS TEAM RECORDS

SEASON RECORDS

80 or More-Point Players in a Season

Most For: 4 (2 times - last time 1989-90)
Fewest For: 0 (10 times - last time in 1982-83)

90 or More-Point Players in a Season

Most For: 4 (1988-89) (Mario Lemieux 199, Rob Brown 115, Paul Coffey 113 & Dan Quinn 94)
Fewest For: 0 (15 times - last time in 1982-83)

100 or More-Point Players in a Season

Most For: 3 (1988-89) (Mario Lemieux 199, Rob Brown 115 & Paul Coffey 113)
Fewest For: 0 (16 times - last time in 1983-84)

20 or More-Goal Players in a Season

Most For: 9 (2 times - last time 1989-90)
Fewest For: 1 (1968-69) (Keith McCreay 25)

30 or More-Goal Players in a Season

Most For: 5 (1975-76) (Pierre Larouche 53, Jean Pronovost 52, Syl Apps 32, Lowell MacDonald 30 & Vic Hadfield 30)
Fewest For: 0 (5 times - last time in 1982-83)

40 or More-Goal Players in a Season

Most For: 2 (6 times - last time in 1988-89)
Fewest For: 0 (11 times - last time 1982-83)

50 or More-Goal Players in a Season

Most For: 2 (1975-76) (Pierre Larouche 53 & Jean Pronovost 52)
Fewest For: 0 (17 times - last time in 1989-90)

40 or More-Assist Players in a Season

Most For: 7 (1975-76) (Syl Apps 67, Ron Stackhouse 60, Pierre Larouche 58, Jean Pronovost 52, Rick Kehoe 47, Ron Schock 44 & Lowell MacDonald 43)
Fewest For: 0 (5 times - last time 1979-80)

50 or More-Assist Players in a Season

Most For: 4 (2 times - last time in 1988-89)
Fewest For: 0 (11 times - last time 1983-84)

60 or More-Assist Players in a Season

Most For: 4 (1988-89) (Mario Lemieux 114, Paul Coffey 83, Rob Brown 66 & Dan Quinn 60)
Fewest For: 0 (14 times - last time 1986-87)

100 or More-Penalty Minute Players in a Season

Most For: 15 (1988-89) (Jay Caufield 285, Paul Coffey 193, Troy Loney 165, Jim Johnson 163, Dave Hannan 157, Randy Cunneynworth 156, Randy Hillier 141, Richard Zemlak 135, Steve Dykstra 126, Bob Errey 124, Rob Brown 118, John Cullen 112, Rod Buskas 105, Dan Quinn 102 & Mario Lemieux 100)
Fewest For: 0 (2 times - last time 1968-69)

200 or More-Penalty Minute Players in a Season

Most For: 3 (1981-82) (Paul Baxter 409, Pat Price 322 & Pat Boutette 230)
Fewest For: 0 (13 times - last time in 1989-90)

PITTSBURGH PENGUINS TEAM RECORDS

GAME RECORDS

MOST GOALS

For, Home:	12 vs Washington (March 15, 1975)
For, Road:	9 at California (December 17, 1975)
	9 at Vancouver (March 13, 1979)
	9 at Minnesota (January 12, 1989)
Against, Home:	10 vs Edmonton (February 19, 1983)
Against, Road:	13 at Philadelphia (March 22, 1984)
For, Two Games:	18 (March 15 to March 16, 1975)
For, Three Games:	23 (February 17 to February 21, 1976)
For, Four Games:	29 (February 15 to February 21, 1976)
For, Five Games:	34 (February 12 to February 21, 1976)
Against, Two Games:	19 (March 22 to March 24, 1984)
Against, Three Games:	23 (four times-last time-March 1985)
Against, Four Games:	28 (five times-last time-March 1985)
Against, Five Games:	34 (five times-last time-March 1985)
For, Both Teams, Home:	17 vs Edmonton (February 19, 1983)
	(Edmonton 10, Pittsburgh 7)
For, Both Teams, Road:	17 at Philadelphia (March 22, 1984)
	(Philadelphia 13, Pittsburgh 4)

FEWEST GOALS

For, Two Games:	0 (four times-last time-February 1980)
For, Three Games:	1 (October 31 to November 4, 1973)
For, Four Games:	2 (October 31 to November 7, 1973)
Against, Two Games:	1 (eleven times-last time-February 1986)
Against, Three Games:	1 (February 20 to February 24, 1973)
Against, Four Games:	3 (February 20 to February 25, 1973)

LARGEST MARGIN OF VICTORY

Home:	11 (12-1 vs Washington-March 15, 1975)
Road:	7 (9-2 at Minnesota-January 12, 1989)
	(8-1 at Quebec-March 3, 1987)
	(9-2 at California-December 12, 1975)

LARGEST MARGIN OF DEFEAT

Home:	8 (9-1 vs Buffalo-April 5, 1980)
	(9-1 vs Montreal-October 23, 1976)
Road:	12 (12-0 at Montreal-February 22, 1979)

MOST ASSISTS

For, Home:	20 vs Washington (March 15, 1975)
For, Road:	16 at NY Islanders (December 15, 1988)
Against, Home:	15 vs Minnesota (February 3, 1980)
	15 vs Edmonton (February 19, 1983)
Against, Road:	22 at Philadelphia (March 22, 1984)
For, Both Teams, Home:	28 vs Edmonton (February 19, 1983)
	28 vs NY Islanders (February 6, 1990)
For, Both Teams, Road:	29 at Hartford (December 26, 1980)

MOST POINTS

For, Home:	32 vs Washington (March 15, 1975)
For, Road:	24 at NY Islanders (December 15, 1988)
	24 at Minnesota (January 12, 1989)
Against, Home:	25 vs Edmonton (February 19, 1983)
Against, Road:	35 at Philadelphia (March 22, 1984)
For, Both Teams, Home:	45 vs Edmonton (February 19, 1983)
For, Both Teams, Road:	45 at Hartford (December 26, 1980)
	45 at Philadelphia (March 22, 1984)

MOST POWER-PLAY GOALS

For:	6 vs Toronto (December 12, 1986)
Against:	5 vs New Jersey (October 29, 1986)
	5 at Buffalo (October 12, 1988)
	5 at Hartford (February 26, 1989)
	5 at Boston (October 5, 1989)
For, Both Teams:	10 vs New Jersey (October 29, 1989)
	(5-Pittsburgh & 5-New Jersey)

PITTSBURGH PENGUINS TEAM RECORDS

GAME RECORDS

MOST POWER PLAY CHANCES

For: 12 vs New Jersey (March 1, 1989)
12 vs NY Islanders (February 6, 1990)
14 vs Washington (October 11, 1988)
Against: 22 at Washington (January 1, 1988)
For, Both Teams: (9-Pittsburgh & 13-Washington)
22 vs Philadelphia (March 19, 1988)
(10-Pittsburgh & 12-Philadelphia)

MOST SHORTHANDED GOALS

For: 2 (Nine times - last time December 31, 1989)
Against: 3 at Toronto (November 16, 1988)
For, Both Teams: 4 vs Chicago (December 6, 1989)
(2-Pittsburgh & 2-Chicago)

PENALTIES

Most For, Home: 28 vs Edmonton (January 19, 1980) (12-8-8)
Most For, Road: 32 at NY Rangers (October 30, 1988) (14-10-8)
Most by Opponent, Home: 24 vs Edmonton (January 19, 1980) (9-9-6)
24 vs Washington (November 25, 1989) (13-7-4)
Most by Opponent, Road: 27 at NY Rangers (October 30, 1988) (12-8-7)
Most by Both Teams, Home: 52 vs Edmonton (January 19, 1980)
Most by Both Teams, Road: 50 at NY Islanders (October 14, 1982)

PENALTY MINUTES

Most For, Home: 144 vs Edmonton (January 19, 1980) (12-8-8)
Most For, Road: 158 at NY Rangers (October 30, 1988) (14-10-8)
Most by Opponent, Home: 123 vs Edmonton (January 19, 1980) (9-9-6)
Most by Opponent, Road: 134 at NY Rangers (October 30, 1988) (12-8-7)
Most by Both Teams, Home: 267 vs Edmonton (January 19, 1980)
(Pittsburgh 144, Edmonton 123)
Most by Both Teams, Road: 292 at NY Rangers (October 30, 1988)
(Pittsburgh 158, NY Rangers 134)

SHOTS

Most For, Home: 65 vs Washington (Low/Belhumer)
(March 15, 1975)
Most For, Road: 49 at Toronto (Hamel) (November 20, 1974)
49 at Chicago (Esposito)
(February 25, 1979)
Most Against, Home: 55 vs Montreal (Wilson/Laxton)
(October 23, 1976)
Most Against, Road: 62 at Chicago (Barrasso) (March 12, 1989)
Fewest For, Home: 17 vs Philadelphia (St. Croix)
(October 23, 1982)
17 vs Philadelphia (Hextall)
(December 29, 1988)
17 vs Calgary (Vernon) (February 12, 1989)
17 vs Calgary (Vernon) (March 24, 1990)
11 at Boston (Gilbert) (March 27, 1977)
Fewest For, Road: 11 at Boston (Gilbert) (March 27, 1977)
Fewest Against, Home: 13 vs Los Angeles (Smith) (October 22, 1969)
Fewest Against, Road: 15 at California (Binkley) (October 17, 1971)

SAVES

Most For, Home: 48 vs Philadelphia (Dion) (October 23, 1982)
Most For, Road: 57 at Chicago (Barrasso) (March 12, 1989)
Most Against, Home: 53 vs Montreal (Thomas) (March 10, 1974)
Most Against, Road: 47 at Chicago (Esposito) (February 25, 1979)
Fewest For, Home: 11 vs Los Angeles (Smith) (October 22, 1969)
11 vs NY Rangers (Millen) (December 22, 1979)
Fewest For, Road: 11 at Vancouver (Riggin/Guenette)
(November 17, 1987)
Fewest by Opponent, Home: 13 vs Philadelphia (St. Croix)
(October 23, 1982)
Fewest by Opponent, Road: 9 at Montreal (Penney) (October 13, 1984)

PITTSBURGH PENGUINS TEAM RECORDS

PERIOD RECORDS

MOST GOALS

For, Home:	7 vs St. Louis (November 22, 1972)
For, Road:	5 at NY Rangers (October 28, 1973)
Against, Home:	6 vs Minnesota (February 3, 1982)
	6 vs Minnesota (January 12, 1983)
	6 vs Montreal (January 15, 1983)
	6 vs Quebec (February 16, 1985)
Against, Road:	7 at Philadelphia (March 22, 1984)
For, Both Teams, Home:	8 vs St. Louis (November 22, 1972)
	8 vs Vancouver (October 6, 1976)
	8 vs Montreal (January 11, 1978)
	8 vs Detroit (November 4, 1978)
	8 vs Montreal (January 15, 1983)
For, Both Teams, Road:	8 at Vancouver (March 16, 1974)
	8 at Hartford (November 30, 1979)
	8 at Hartford (December 26, 1980)

MOST ASSISTS

For, Home:	11 vs St. Louis (November 22, 1972)
For, Road:	9 at NY Rangers (October 28, 1973)
Against, Home:	12 vs Quebec (February 16, 1985)
Against, Road:	13 at Philadelphia (March 22, 1984)
For, Both Teams, Home:	15 vs Vancouver (October 6, 1976)
For, Both Teams, Road:	14 at NY Islanders (December 11, 1976)
	14 at Hartford (December 26, 1980)

MOST POINTS

For, Home:	18 vs St. Louis (November 22, 1972)
For, Road:	14 at NY Rangers (October 28, 1973)
Against, Home:	18 vs Quebec (February 16, 1985)
Against, Road:	20 at Philadelphia (March 22, 1984)
For, Both Teams, Home:	23 vs Vancouver (October 6, 1976)
For, Both Teams, Road:	21 at Vancouver (March 16, 1974)
	21 at NY Islanders (December 11, 1976)

PENALTIES

Most For, Home:	24 vs Edmonton (January 19, 1980) (9-7-8)
Most For, Road:	32 at NY Rangers (October 30, 1988) (14-12-6)
Most by Opponent, Home:	22 vs New Jersey (March 25, 1989) (17-3-2)
Most by Opponent, Road:	33 at Philadelphia (December 8, 1988) (18-9-6)
Most For, Both Teams, Home:	43 vs Edmonton (January 19, 1980)
Most For, Both Teams, Road:	64 at Philadelphia (December 8, 1988)

PENGUINS SUPPLEMENTAL DRAFT SELECTIONS

YEAR	PLAYER	POSITION	TEAM
1986	Jeff Lamb	C	Denver University
	Randy Taylor	D	Harvard University
1987	Dan Shea	LW	Boston College
	Jon Leonard	D	Bowdin College (Maine)
1988	Paul Polillo	C	Western Michigan University
	Shawn Lillie	LW	Colgate University
1989	John dePorcq	C	Ferris State University
1990	Joe Dragon	C	Cornell University
	Savo Mitrovic	RW	University of New Hampshire

PITTSBURGH PENGUINS TEAM RECORDS

PERIOD RECORDS

PENALTY MINUTES

Most For, Home:	133 vs Edmonton (January 19, 1980)
Most For, Road:	146 at NY Rangers (October 30, 1988)
Most by Opponent, Home:	110 vs Edmonton (January 19, 1980)
Most by Opponent, Road:	141 at Philadelphia (December 8, 1988)
Most For, Both Teams, Home:	243 vs Edmonton (January 19, 1980)
Most For, Both Teams, Road:	272 at NY Rangers (October 30, 1988)

MOST SHOTS

For, Home:	27 vs Washington (Low) (March 15, 1975)
For, Road:	23 at Washington (Parro) (March 28, 1982)
Against, Home:	25 vs Vancouver (Barrasso) (January 7, 1989)
Against, Road:	28 at NY Islanders (Herron) (December 5, 1978)

FEWEST SHOTS

For, Home:	1 vs NY Rangers (Froese) (December 19, 1987)
For, Road:	1 at Boston (Cheevers) (December 15, 1968)
	1 at NY Rangers (Giacomin) (March 8, 1970)
	1 at Chicago (Esposito) (February 10, 1974)
	1 at Montreal (Penney) (October 13, 1985)
	1 at Detroit (Hanlon) (February 23, 1989)
Against, Home:	1 vs NY Rangers (Holland) (November 24, 1979)
	1 vs Calgary (Dion) (March 7, 1982)
	1 vs Washington (Riggin) (November 11, 1987)
Against, Road:	1 at Washington (Herron) (January 6, 1977)

MOST SAVES

For, Home:	23 vs Vancouver (Barrasso) (January 7, 1989)
For, Road:	25 at NY Islanders (Herron) (December 5, 1978)
Against, Home:	24 vs Hartford (Veisor) (February 19, 1981)
Against, Road:	22 at Minnesota (Worsley) (March 23, 1974)

FEWEST SAVES

For, Home:	0 vs Boston (Barrasso) (March 14, 1989)
For, Road:	1 at St. Louis (Binkley) (March 19, 1970)
	1 at Los Angeles (Hoganson/Smith)
	(March 20, 1971)
	1 at Washington (Herron) (January 6, 1977)
	1 at Boston (Dion) (November 14, 1981)
	1 at St. Louis (Meloche) (December 12, 1987)
By Opponent, Home:	1 vs Toronto (Palmateer) (December 26, 1976)
	1 vs Buffalo (Desjardins) (January 15, 1977)
	1 vs NY Rangers (Froese) (December 19, 1987)
By Opponent, Road:	0 at Boston (Cheevers) (December 15, 1968)

PITTSBURGH PENGUINS TEAM RECORDS

GOALTENDER RECORDS

MOST GAMES

All Time:	290 - Denis Herron
One Season:	63 - Greg Millen (1980-81)
Home, One Season:	34 - Greg Millen (1980-81)
	34 - Michel Dion (1981-82)
Road, One Season:	31 - Denis Herron (1978-79)

MOST MINUTES PLAYED

All Time:	16,104 - Denis Herron
One Season:	3,721 - Greg Millen (1980-81)
Home, One Season:	2,040 - Greg Millen (1980-81)
Road, One Season:	1,748 - Denis Herron (1978-79)

MOST GOALS AGAINST

All Time:	1,040 - Denis Herron
One Season:	258 - Greg Millen (1980-81)
Home, One Season:	128 - Greg Millen (1980-81)
Road, One Season:	130 - Greg Millen (1980-81)

LOWEST GOALS AGAINST AVERAGE

All Time:	2.86 - Hank Bassen
One Season:	2.86 - Hank Bassen (1967-68)
	2.86 - Les Binkley (1970-71)
Home, One Season:	2.02 - Al Smith (1970-71)
Road, One Season:	2.81 - Dunc Wilson (1976-77)

MOST SHUTOUTS

All Time:	11 - Les Binkley
One Season:	6 - Les Binkley (1967-68)
Home, One Season:	3 - Les Binkley (1967-68)
Road, One Season:	3 - Les Binkley (1967-68)

MOST SAVES

All Time:	8,072 - Denis Herron
One Season:	1,920 - Denis Herron (1977-78)
Home, One Season:	938 - Denis Herron (1977-78)
Road, One Season:	982 - Denis Herron (1977-78)
Per Game, All Time:	30.6 - Joe Daley
Per Game, One Season:	32.6 - Denis Herron (1977-78)
Per Game, Home, One Season:	31.2 - Joe Daley (1968-69)
Per Game, Road, One Season:	35.8 - Denis Herron (1977-78)
Best Save Pct., All Time:	.908 - Hank Bassen
Best Save Pct., One Season:	.912 - Jim Rutherford (1972-73)

PITTSBURGH PENGUINS TEAM RECORDS

GOALTENDER RECORDS

MOST WINS

All Time:	88 - Denis Herron
One Season:	25 - Greg Millen (1980-81)
	25 - Michel Dion (1981-82)
Home, One Season:	19 - Greg Millen (1980-81)
	19 - Michel Dion (1981-82)
Road, One Season:	10 - Les Binkley (1967-68)

MOST LOSSES

All Time:	133 - Denis Herron
One Season:	31 - Les Binkley (1968-69)
Home, One Season:	17 - Les Binkley (1968-69)
Road, One Season:	17 - Les Binkley (1967-68)
	17 - Michel Dion (1981-82)

MOST TIES

All Time:	44 - Denis Herron
One Season:	15 - Denis Herron (1977-78)
Home, One Season:	9 - Les Binkley (1967-68)
Road, One Season:	7 - Denis Herron (1977-78) & (1978-79)
	7 - Greg Millen (1980-81)

LONGEST CONSECUTIVE STREAKS

Wins:	7 - Roberto Romano (Oct. 11 to Oct. 25, 1986)
Home, Wins:	13 - Jim Rutherford (Feb. 16 to Nov. 22, 1972)
Road, Wins:	5 - Frank Pietrangelo (Jan. 16 to Feb. 13, 1988)
Losses:	9 - Michel Dion (Dec. 20, 1983 to Mar. 1, 1984)
Home, Losses:	5 - Denis Herron (Oct. 18 to Nov. 16, 1983)
	5 - Michel Dion (Apr. 3 to Oct. 22, 1982)
Road, Losses:	10 - Joe Daley (Nov. 13, 1968 to Mar. 20, 1969)
	10 - Denis Herron (Dec. 22, 1984 to Mar. 30, 1985)
Unbeaten:	11 - Michel Plasse (Jan. 25 to Mar. 6, 1976) (6-0-5)
Home, Unbeaten:	18 - Michel Plasse (Jan. 11 to Dec. 31, 1975) (14-0-4)
Road, Unbeaten:	7 - Denis Herron (Mar. 13 to Mar. 27, 1979) (5-0-2)
Winless:	15 - Al Smith (Jan. 28 to Apr. 1, 1971) (0-10-5)
Home, Winless:	9 - Les Binkley (Nov. 6 to Dec. 21, 1968) (0-8-1)
Road, Winless:	26 - Al Smith (Mar. 5, 1970 to Apr. 1, 1971) (0-18-8)
Games Played:	26 - Greg Millen (Feb. 7 to Apr. 4, 1981) (11-10-5)
	22 - Les Binkley (Jan. 12 to Mar. 2, 1967) (7-10-5)
	20 - Denis Herron (Jan. 29 to Mar. 14, 1978) (6-7-7)

LONGEST SHUTOUT SEQUENCE:

Individual:	152:24 - Jim Rutherford (Feb. 22 to Feb. 25, 1973)
	115:13 - Les Binkley (Dec. 25 to Dec. 29, 1967)
Team:	152:24 - Jim Rutherford (Feb. 22 to Feb. 25, 1973)
	134:17 - Dunc Wilson and Denis Herron (Mar. 8 to Mar. 12, 1977)
	132:13 - Greg Millen and Rob Holland (Dec. 16 to Dec. 20, 1979)
	124:05 - Joe Daley and Al Smith (Feb. 25 to Feb. 28, 1970)
Against:	183:15 - (Jan. 31 to Feb. 9, 1980)
	170:29 - (Oct. 31 to Nov. 7, 1973)
	158:13 - (Feb. 19 to Feb. 26, 1972)

PITTSBURGH PENGUINS TEAM RECORDS

INDIVIDUAL RECORDS

Most Games Played:
Most Consecutive Games:
Most Goals:
Most Assists:
Most Points:
Most Penalty Minutes:

ALL-TIME

753 - Jean Pronovost
 320 - Ron Schock
 345 - Mario Lemieux
 493 - Mario Lemieux
 838 - Mario Lemieux
 959 - Rod Buskas

MOST GOALS IN A SEASON:

Overall: 85 - Mario Lemieux (1988-89)
Center: 85 - Mario Lemieux (1988-89)
Right Wing: 55 - Rick Kehoe (1980-81)
Left Wing: 43 - Lowell MacDonald (1973-74)
Defenseman: 30 - Paul Coffey (1988-89)
Rookie: 43 - Mario Lemieux (1984-85)
Rookie Defenseman: 12 - Zarley Zalapski (1988-89)

SEASON

MOST ASSISTS IN A SEASON:

Overall: 114 - Mario Lemieux (1988-89)
Center: 114 - Mario Lemieux (1988-89)
Right Wing: 66 - Rob Brown (1988-89)
Left Wing: 51 - Pat Boutette (1981-82)
Defenseman: 83 - Paul Coffey (1988-89)
Rookie: 57 - Mario Lemieux (1984-85)
Goalie: 5 - Tom Barrasso (1988-89)

MOST POINTS IN A SEASON:

Overall: 199 - Mario Lemieux (1988-89)
Center: 199 - Mario Lemieux (1988-89)
Right Wing: 115 - Rob Brown (1988-89)
Left Wing: 82 - Lowell MacDonald (1973-74)
Defenseman: 113 - Paul Coffey (1988-89)
Rookie: 100 - Mario Lemieux (1984-85)

MOST PENALTY MINUTES IN A SEASON:

Overall: 409 - Paul Baxter (1981-82)
Center: 157 - Dave Hannan (1988-89)
Right Wing: 285 - Jay Caufield (1988-89)
Left Wing: 378 - Dave Schultz (1977-78)
Defenseman: 409 - Paul Baxter (1981-82)
Rookie: 285 - Jay Caufield (1988-89)
Goalie: 60 - Andy Brown (1973-74)

MOST SHOTS ON GOAL IN A SEASON:

Overall: 382 - Mario Lemieux (1987-88)
Center: 382 - Mario Lemieux (1987-88)
Right Wing: 299 - Jean Pronovost (1975-76)
 299 - Rick Kehoe (1980-81)
Left Wing: 260 - Lowell MacDonald (1973-74)
Defenseman: 342 - Paul Coffey (1988-89)
Rookie: 209 - Mario Lemieux (1984-85)

MOST POWER-PLAY GOALS IN A SEASON:

Overall: 31 - Mario Lemieux (1988-89)
Center: 31 - Mario Lemieux (1988-89)
Right Wing: 24 - Rob Brown (1988-89)
Left Wing: 14 - Pat Boutette (1981-82)
 14 - Randy Cunneynworth (1987-88)
Defenseman: 13 - Doug Bodger (1987-88)
Rookie: 13 - Rob Brown (1987-88)

MOST POWER-PLAY ASSISTS IN A SEASON:

Overall: 58 - Mario Lemieux (1988-89)
Center: 58 - Mario Lemieux (1987-88)
Right Wing: 33 - Rick Kehoe (1981-82)
Left Wing: 27 - Pat Boutette (1981-82)
Defenseman: 53 - Paul Coffey (1988-89)
Rookie: 23 - Zarley Zalapski (1988-89)

PITTSBURGH PENGUINS TEAM RECORDS

INDIVIDUAL RECORDS

MOST POWER-PLAY POINTS IN A SEASON:

Overall:	80 - Mario Lemieux (1988-89)
	80 - Mario Lemieux (1987-88)
Center:	80 - Mario Lemieux (1988-89)
	80 - Mario Lemieux (1987-88)
Right Wing:	50 - Rick Kehoe (1981-82)
Left Wing:	41 - Pat Boulette (1981-82)
Defenseman:	64 - Paul Coffey (1988-89)
Rookie:	33 - Mario Lemieux (1984-85)

MOST SHORTHANDED GOALS IN A SEASON:

Overall:	13 - Mario Lemieux (1988-89)
	13 - Mario Lemieux (1988-89)
Center:	4 - Jean Pronovost (1973-74)
Right Wing:	4 - Vic Hadfield (1974-75)
Left Wing:	2 - Bob Woytowich (1968-69)
Defenseman:	2 - Moe Mantha (1985-86)
	2 - Paul Coffey (1987-88)
	2 - Jean Pronovost (1968-69)
Rookie:	2 - Mitch Lamoureux (1984-85)
	2 - Randy Cunneyworth (1985-86)
	2 - Mark Recchi (1989-90)

MOST GAME-WINNING GOALS IN A SEASON:

Overall:	9 - Jean Pronovost (1974-75)
Center:	8 - Mario Lemieux (1988-89)
Right Wing:	9 - Jean Pronovost (1974-75)
Left Wing:	7 - Terry Ruskowski (1985-86)
Defenseman:	3 - Darryl Edestrand (1971-72)
	3 - Randy Carlyle (1978-79)
	3 - Dale Tallon (1978-79)
	3 - Paul Coffey (1989-90)
Rookie:	5 - Mike Bullard (1981-82)

MOST CONSECUTIVE GAMES WITH A:

Goal:	9 - Paul Gardner, Feb. 19-Mar. 6, 1983 (10G)
Assist:	14 - Mario Lemieux, Jan. 15-Feb. 16, 1986 (23A)
Point:	46 - Mario Lemieux, Oct. 31, 1989-Feb. 14, 1990 (39-64-103)

GAME

SINGLE GAME HIGHS FOR:

Goals:	5 - Mario Lemieux, Dec. 31, 1988 vs New Jersey
Assists:	6 - Ron Stackhouse, Mar. 8, 1975 vs Philadelphia
	6 - Greg Malone, Nov. 28, 1979 vs Quebec
	6 - Mario Lemieux, Oct. 15, 1988 vs St. Louis
Points:	8 - Mario Lemieux, Oct. 15, 1988 vs St. Louis (2-6)
	8 - Mario Lemieux, Dec. 31, 1988 vs NJD (5-3)
Shots:	14 - Ron Stackhouse, April 3, 1976 vs Washington
Penalties:	9 - Russ Anderson, Jan. 19, 1980 vs Edmonton
Penalty Minutes:	51 - Russ Anderson, Jan. 19, 1980 vs Edmonton

PERIOD

PERIOD HIGHS FOR:

Goals:	3 - Al McDonough, Nov. 18, 1972 vs Atlanta
	3 - Lowell MacDonald, Nov. 13, 1973 vs Minnesota
	3 - Rick Kehoe, Mar. 10, 1976 vs Buffalo
	3 - Mario Lemieux, Dec. 12, 1986 vs Toronto
	3 - Mario Lemieux, Oct. 24, 1987 vs Buffalo
	3 - Mario Lemieux, Apr. 2, 1988 at Washington
	3 - Mario Lemieux, Dec. 31, 1988 vs New Jersey
Assists:	4 - Syl Apps, Mar. 24, 1971 vs Detroit
	4 - Ron Stackhouse, Mar. 8, 1975 vs Philadelphia
	4 - Paul Coffey, Feb. 6, 1990 vs NY Islanders
Points:	4 - Syl Apps, Mar. 24, 1971 vs Detroit (0-4)
	4 - Ron Stackhouse, Mar. 8, 1975 vs Philadelphia (0-4)
	4 - Syl Apps, Mar. 19, 1976 at Washington (1-3)
	4 - Mario Lemieux, Dec. 31, 1988 vs NJD (1-3)
	4 - Paul Coffey, Feb. 6, 1990 vs NYI (0-4)
Shots:	7 - Peter Lee, Dec. 26, 1981 vs Buffalo
	7 - Mario Lemieux, Nov. 25, 1987 vs Quebec
	7 - Paul Coffey, Feb. 4, 1988 vs Minnesota

PENGUINS' ALL-TIME OVERTIME RECORD

YEAR	GP	W	L	T	PTS	GP	W	L	T	PTS	GP	W	L	T	PTS
1983-84	12	1	5	6	8	7	0	3	4	4	5	1	2	2	4
1984-85	8	3	0	5	11	3	0	0	3	3	5	3	0	2	8
1985-86	14	3	3	8	14	7	1	1	5	7	7	2	2	3	7
1986-87	21	5	4	12	22	11	4	1	6	14	10	1	3	6	8
1987-88	16	5	2	9	19	7	2	1	6	10	7	3	1	3	9
1988-89	10	2	1	7	11	3	0	0	3	3	7	2	1	4	8
1989-90	14	3	3	8	14	7	2	2	3	7	7	1	1	5	7
TOTALS	95	22	18	55	99	45	9	8	30	48	48	13	10	25	51

PITTSBURGH'S OVERTIME VICTORIES:

PLAYER	DATE	TIME	OPPONENT	GOALIE	FINAL SCORE
RANDY CARLYLE	12/23/83	2:12	@ New Jersey	Resch	6-5
MARIO LEMIEUX	11/14/84	3:54	@ Winnipeg	Behrend	4-3
RANDY HILLIER	12/7/84	1:06	@ NY Rangers	Hanlon	4-3
WAYNE BABYCH	3/9/85	1:06	@ Boston	Peeters	6-5
DAN FRAWLEY	12/19/85	0:38	@ Minnesota	Casey	4-3
DOUG SHEDDEN	2/24/86	3:54	vs. Los Angeles	Melanson	6-5
MARIO LEMIEUX	4/6/86	0:25	@ NY Rangers	Hanlon	5-4
DOUG BODGER	10/11/86	0:50	vs. NY Rangers	Vanbiesbrouck	5-4
MARIO LEMIEUX	10/14/86	3:40	vs. Los Angeles	Melanson	4-3
R. CUNNEYWORTH	11/22/86	2:30	vs. Buffalo	Cloutier	5-4
CHRIS KONTOS	2/8/87	2:12	@ New Jersey	Chevrier	2-1
MARIO LEMIEUX	4/4/87	1:26	vs. Detroit	Hanlon	4-3
CRAIG SIMPSON	11/31/87	4:05	@ Quebec	Brunetta	5-4
MOE MANTHA	11/14/87	2:04	vs. NY Rangers	Vanbiesbrouck	3-2
CHARLIE SIMMER	1/23/88	0:24	@ Montreal	Hayward	4-3
MARIO LEMIEUX	2/2/88	4:11	vs. Washington	Peeters	3-2
MARIO LEMIEUX	4/2/88	4:02	@ Washington	Malarchuk	7-6
ROB BROWN	12/26/88	1:39	@ Hartford	Liut	4-3
MARIO LEMIEUX	4/2/89	3:38	@ Philadelphia	Empty Net	6-5
RANDY HILLIER	10/14/89	1:40	vs. Montreal	Roy	2-1
TROY LONEY	2/14/90	3:33	@ NY Rangers	Richter	4-3
RANDY GILHEN	2/22/90	4:26	vs. NY Islanders	Fitzpatrick	4-3

PITTSBURGH'S OVERTIME DEFEATS

LUCIEN DEBLOIS	10/12/83	1:34	vs. Winnipeg	Dion	4-3
BOBBY CLARKE	11/20/83	2:43	@ Philadelphia	Herron	5-4
PAUL MACLEAN	1/18/84	1:28	vs. Winnipeg	Dion	5-4
DAVE ANDREYCHUK	2/8/84	0:35	vs. Buffalo	Herron	6-5
MARK OSBORNE	2/26/84	2:18	@ NY Rangers	Herron	4-3
TIGER WILLIAMS	11/16/85	3:10	@ Los Angeles	Romano	4-3
MURRAY CRAVEN	12/22/85	2:12	@ Philadelphia	Meloche	3-2
ILKKA SINISALO	4/5/86	1:49	@ Philadelphia	Meloche	3-2
STEVE THOMAS	12/13/86	4:36	@ Toronto	Romano	3-2
MIKE BOSSY	12/23/86	3:25	@ NY Islanders	Romano	4-3
MIKE GARTNER	1/1/87	1:30	@ Washington	Romano	4-3
TOMAS SANDSTROM	3/14/87	1:05	vs. NY Rangers	Riggin	3-2
KEVIN DINEEN	1/9/88	0:55	@ Hartford	Meloche	5-4
MARIO MAROIS	2/23/88	2:40	vs. Winnipeg	Pietrangelo	4-3
DAVE TAYLOR	3/7/89	2:37	@ Los Angeles	Barrasso	3-2
DON MALONEY	2/6/90	4:28	vs. NY Islanders	Barrasso	8-7
CRAIG MACTAVISH	3/6/90	1:17	@ Edmonton	Pietrangelo	4-3
UWE KRUPP	3/31/90	1:00	vs. Buffalo	Barrasso	3-2

PENGUINS' ALL-TIME LEADING POINT-SCORERS IN OVERTIME

PLAYER	G	A	PTS	PLAYERS	G	A	PTS
1. Mario Lemieux	7	7	14	7. Randy Cunneynworth	1	1	2
2. Randy Hillier	2	1	3	8. Dan Frawley	1	1	2
3. Doug Bodger	1	2	3	9. Troy Loney	1	1	2
4. Craig Simpson	1	2	3	10. Moe Mantha	1	1	2
5. Warren Young	0	3	3	11. Paul Coffey	0	2	2
6. Rob Brown	1	1	2	12. Norm Schmidt	0	2	2

FASTEST GOALS

ONE PLAYER

**FASTEST TWO GOALS,
PITTSBURGH:**

7 seconds by Wally Boyer, March 5, 1970 at Detroit vs. Roy Edwards in a 5-3 Detroit win.

9 seconds by Darryl Edestrand, March 12, 1972 at Boston vs. Gerry Cheevers in a 4-4 tie.

OPPONENT:

6 seconds by Sylvain Turgeon (Hartford) March 28, 1987 at Hartford vs. Pat Riggini in a 5-4 Hartford win.

**FASTEST TWO ASSISTS,
PITTSBURGH:**

7 seconds by Ron Schock, March 5, 1970 at Detroit on goals by Wally Boyer in a 5-3 Detroit win.

OPPONENT:

6 seconds by Pete Mahovlich (Montreal) April 2, 1975 at Montreal in a 6-0 Montreal win.

**FASTEST THREE GOALS,
PITTSBURGH:**

4:17 by Lowell MacDonald, November 13, 1973 vs. Minnesota vs. Cesare Maniago in a 5-2 Pittsburgh win.

OPPONENT:

3:26 by Stan Gilbertson (Washington) April 6, 1975 vs. Bob Johnson at Washington in an 8-4 Washington win.

**FASTEST FOUR GOALS,
PITTSBURGH:**

21:16 by Mario Lemieux, January 8, 1990 at NY Rangers vs. Bob Froese and John Vanbiesbrouck in a 7-5 Pittsburgh win.

OPPONENT:

34:40 by Stan Gilbertson (Washington) April 6, 1975 vs. Bob Johnson at Washington in an 8-4 Washington win.

TEAM

**FASTEST TWO GOALS,
BOTH TEAMS:
(NHL RECORD)**

4 seconds by Wayne Bianchin (Pittsburgh) & Guy Chouinard (Atlanta), March 15, 1977 at Atlanta in a 7-3 Atlanta win.

5 seconds by Rick Martin (Buffalo) & Greg Polis (Pittsburgh) January 3, 1974 at Buffalo in a 6-1 Buffalo win.

PITTSBURGH:

6 seconds by Paul Coffey and Troy Loney, February 22, 1990 vs. NY Islanders in a 4-3 overtime Pittsburgh win.

6 seconds by Mark Recchi and John Cullen, February 16, 1990 at Winnipeg in a 3-3 tie.

OPPONENT:

6 seconds by Guy Lafleur & Steve Shutt (Montreal), April 2, 1975 at Montreal in a 6-0 Montreal win.

6 seconds by Sylvain Turgeon (2) (Hartford), March 28, 1987 at Hartford in a 5-4 Hartford win.

**FASTEST THREE GOALS,
BOTH TEAMS:**

30 seconds by Mario Lemieux (2) (Pittsburgh) & Al Iafrate (Toronto), October 7, 1989 vs. Toronto in a 7-5 Pittsburgh win.

PITTSBURGH:

27 seconds by Al McDonough, Ken Schinkel & Ron Schock, November 22, 1972 vs. St. Louis in a 10-4 Pittsburgh win.

OPPONENT:

29 seconds by Michel Goulet, Brent Ashton & Brad Maxwell (Quebec), February 16, 1985 at Pittsburgh in an 8-1 Quebec win.

**FASTEST FOUR GOALS,
BOTH TEAMS:**

1:17 by Pierre Larouche (Pittsburgh), Guy Lafleur (2) (Montreal) & Pete Mahovlich (Montreal), January 26, 1975 at Montreal in a 7-2 Montreal win.

PITTSBURGH:

1:49 by Bryan Hextall, Jean Pronovost, Al McDonough & Ken Schinkel, November 22, 1972 vs. St. Louis in a 10-4 Pittsburgh win.

1:49 by Jean Pronovost, Al McDonough, Ken Schinkel & Ron Schock, November 22, 1972 vs. St. Louis in a 10-4 Pittsburgh win.

OPPONENT:

1:22 by Bobby Clarke, Ilkka Sinisalo, Reggie Leach & Ken Linseman (Philadelphia), October 11, 1981 at Philadelphia in an 8-2 Philadelphia win.

FASTEST GOALS

FASTEST FIVE GOALS, BOTH TEAMS:	3:34 by Paul Reinhart (Vancouver), Tony Tanti (Pittsburgh), Jyrki Lumme (Vancouver), Bob Errey (Pittsburgh) & Greg Adams (Vancouver), March 11, 1990 at Vancouver in a 5-3 Vancouver win.
PITTSBURGH:	2:07 by Bryan Hextall, Jean Pronovost, Al McDonough, Ken Schinkel & Ron Schock, November 22, 1972 vs. St. Louis in a 10-4 Pittsburgh win.
OPPONENT:	2:37 by Duane Sutter, Bryan Trottier (2), John Tonelli & Duane Sutter (NY Islanders), January 26, 1982 at NY Islanders in a 9-2 NY Islanders win.
FASTEST SIX GOALS, PITTSBURGH:	5:02 by Greg Polis, Bryan Hextall, Jean Pronovost, Al McDonough, Ken Schinkel & Ron Schock, November 2, 1972 vs. St. Louis in a 10-4 Pittsburgh win.
FASTEST SEVEN GOALS, PITTSBURGH:	12:11 by Al McDonough, Greg Polis, Bryan Hextall, Jean Pronovost, Al McDonough, Ken Schinkel & Ron Schock, November 22, 1972 vs. St. Louis in a 10-4 Pittsburgh win.
FASTEST GOAL START OF GAME, PITTSBURGH:	6 seconds by Jean Pronovost, March 25, 1976 at St. Louis in a 5-2 St. Louis win.
OPPONENT:	9 seconds by Ross Lonsberry (Philadelphia), October 20, 1977 at Philadelphia in an 11-0 Philadelphia win.
FASTEST GOAL START OF 2ND PERIOD, PITTSBURGH:	7 seconds by Lowell MacDonald, February 10, 1973 at Boston in a 6-3 Boston win.
OPPONENT:	7 seconds by Joey Johnston (California), October 20, 1973 at Pittsburgh in a 5-3 Pittsburgh win.
FASTEST GOAL START OF 3RD PERIOD, PITTSBURGH:	7 seconds by Stan Gilbertson (Washington), November 12, 1975 at Washington in a 6-6 tie.
OPPONENT:	12 seconds by Greg Polis, April 1, 1972 at Philadelphia in a 4-4 tie.
OPPONENT:	16 seconds by Gerry Ehman (California), March 17, 1971 at California in a 5-2 California win.
EARLIEST WINNING GOAL, PITTSBURGH:	16 seconds by Doug Jarrett (Chicago), February 24, 1974 at Chicago in a 4-2 Pittsburgh win.
OPPONENT:	35 seconds by Ken Schinkel, October 17, 1972 at NY Islanders in a 5-0 Pittsburgh win.
FASTEST TWO GOALS FROM START OF GAME, PITTSBURGH:	9 seconds by Ross Lonsberry (Philadelphia), October 20, 1977 at Philadelphia in an 11-0 Philadelphia win.
OPPONENT:	29 seconds by George Ferguson & Greg Malone, December 6, 1980 vs. Chicago in a 6-4 Pittsburgh win.
FASTEST OVERTIME GOAL, PITTSBURGH:	40 seconds by Tim Kerr & Bill Barber (Philadelphia), October 9, 1983 at Philadelphia in a 7-1 Philadelphia win.
OPPONENT:	24 seconds by Charlie Simmer, January 23, 1988 at Montreal in a 4-3 overtime Pittsburgh win.
OPPONENT:	25 seconds by Mario Lemieux, April 6, 1986 at NY Rangers in a 5-4 overtime Pittsburgh win.
OPPONENT:	35 seconds by Dave Andreychuk (Buffalo), February 8, 1984 at Pittsburgh in a 6-5 overtime Buffalo win.

TEAM BY TEAM RECORDS 1989-90

	GP	W	L	T	GF	GA	PTS
PITTSBURGH VS							
New Jersey	7	2	4	1	22	29	5
NY Islanders	7	3	3	1	32	35	7
NY Rangers	7	5	1	1	34	23	11
Philadelphia	7	3	4	0	24	29	6
Washington	7	5	2	0	34	28	10
PATRICK DIVISION	35	18	14	3	146	144	39
Boston	3	1	2	0	13	15	2
Buffalo	3	0	3	0	6	14	0
Hartford	3	0	2	1	9	15	1
Montreal	3	1	2	0	4	17	2
Quebec	3	2	1	0	17	9	4
ADAMS DIVISION	15	4	10	1	49	70	9
Chicago	3	0	3	0	11	16	0
Detroit	3	2	0	1	14	7	5
Minnesota	3	1	1	1	14	16	3
St. Louis	3	0	3	0	10	22	0
Toronto	3	1	2	0	17	21	2
NORRIS DIVISION	15	4	9	2	66	82	10
Calgary	3	0	2	1	9	13	1
Edmonton	3	2	1	0	12	8	4
Los Angeles	3	1	2	0	13	22	2
Vancouver	3	1	2	0	10	13	2
Winnipeg	3	2	0	1	13	7	5
SMYTHE DIVISION	15	6	7	2	57	63	14
TOTAL	80	32	40	8	318	359	72

TEAM BY TEAM RECORDS 1967-90

	GP	W	L	T	GF	GA	PTS	PCT.
PITTSBURGH VS								
Calif./Cleve.*	69	35	16	18	256	194	88	.638
Winnipeg	35	21	13	1	139	122	43	.614
Vancouver	77	41	27	9	321	282	91	.591
Minnesota	103	49	44	10	372	339	108	.524
KC/Col./New Jersey**	87	40	36	11	340	325	91	.523
Quebec	35	17	16	2	140	154	36	.514
Toronto	97	41	41	15	348	358	97	.500
Detroit	105	45	47	13	374	361	103	.490
Washington	104	46	49	9	413	410	101	.486
Los Angeles	116	48	52	16	376	404	112	.483
Hartford	35	15	17	3	149	156	33	.471
Atlanta/Calgary #	66	21	29	16	212	252	58	.439
NY Rangers	130	47	65	18	448	512	112	.431
NY Islanders	102	34	50	18	343	402	86	.422
St. Louis	104	35	53	16	331	367	86	.413
Buffalo	81	20	36	25	258	333	65	.401
Chicago	94	29	52	13	299	354	71	.378
Philadelphia	134	36	86	19	384	551	91	.323
Edmonton	35	9	24	2	124	187	20	.286
Boston	97	19	63	15	282	424	53	.273
Montreal	105	20	72	13	281	472	53	.252
TOTAL	1818	668	888	262	6190	6959	1598	.439
* (Cleveland-California)	10	8	0	2	35	20	18	.900
59	27	16	16	221	174	70	.593	
** (New Jersey-Colorado)	56	21	28	7	210	232	49	.438
23	15	7	1	93	70	31	.674	
Kansas City)	8	4	1	3	37	24	11	.686
# (Atlanta-Calgary)	35	13	14	8	105	115	34	.486
31	8	15	8	107	137	24	.387	

Atlanta franchise shifted to Calgary in 1980-81. California franchise shifted to Cleveland from 1976-77 to 1977-78 and then became part of the Minnesota franchise in 1978-79. Kansas City franchise shifted to Colorado in 1976-77 and then to New Jersey in 1982-83.

STREAKS

(WINNING - LOSING - UNBEATEN - WINLESS)

YEAR	OVERALL				HOME				ROAD			
	WIN	UNBT	LOSS	WINL	WIN	UNBT	LOSS	WINL	WIN	UNBT	LOSS	WINL
1967-68	4	5	3	4	3	5	2	5	3	3	5	8
1968-69	4	6	7	9	4	4	4	6	2	5	8	14
1969-70	3	4	6	10	4	6	3	4	2	2	4	9
1970-71	2	4	4	8	7	7	2	5	2	3	5	18*
1971-72	4	5	6	9	3	4	3	4	3	6	6	14
1972-73	4	5	5	8	4	8	3	3	1	2	9	9
1973-74	3	4	6	8	3	6	4	4	2	3	4	5
1974-75	3	7	3	7	9*	20*	2	4	3	4	4	6
1975-76	4	11*	3	7	6	10	4	4	2	6	7	9
1976-77	3	6	4	6	3	7	2	3	2	2	3	6
1977-78	2	7	5	6	2	6	3	5	2	6	5	8
1978-79	4	10	4	5	6	8	3	3	3	7*	6	8
1979-80	3	7	6	8	4	7	5	5	2	3	7	7
1980-81	6	6	3	6	5	6	3	3	2	4	8	11
1981-82	4	7	4	9	4	8	2	5	3	3	7	12
1982-83	3	5	11*	18*	3	3	4	7	1	2	18*	18*
1983-84	2	3	8	8	1	2	7*	11*	4*	5	6	7
1984-85	5	5	9	12	3	3	4	7	2	2	8	10
1985-86	5	5	5	7	4	10	4	6	2	2	5	5
1986-87	7*	7	4	9	6	6	2	3	2	2	4	12
1987-88	4	4	6	10	6	5	3	7	4*	4	4	5
1988-89	5	8	4	6	6	10	4	4	3	3	4	8
1989-90	4	5	4	8	7	7	4	4	2	3	8	13

*CLUB RECORD

WIN - Winning Streak
LOSS - Losing Streak

UNBT - Unbeaten Streak
WINL - Winless Streak

STREAKS

- Longest Winning: 7 (October 9 to October 22, 1986)
- Longest Home Winning: 9 (February 26 to April 5, 1975)
- Longest Road Winning: 4 (October 14 to November 2, 1983)
- Longest Unbeaten: 4 (January 16 to January 23, 1988)
- Longest Home Unbeaten: 11 (February 7 to February 28, 1976) (7-0-4)
- Longest Road Unbeaten: 20 (Nov. 30, 1974 to Feb. 22, 1975) (12-0-8)
- Longest Losing: 7 (March 13 to March 27, 1979) (5-0-2)
- Longest Home Losing: 11 (January 22 to February 10, 1983)
- Longest Road Losing: 8 (April 3 to Oct. 29, 1983) (2 seasons)
- Longest Winless: 7 (October 8 to October 29, 1983)
- Longest Home Winless: 18 (December 23, 1982 to March 4, 1983)
- Longest Away Winless: 18 (January 2 to February 10, 1983) (0-17-1)
- Consecutive Games Without Being Shut Out: 12 (April 3 to Nov. 9, 1983) (0-10-2) (2 seasons)
- Consecutive Home Games Without Being Shut Out: 11 (October 8 to November 9, 1983) (0-9-2)
- Consecutive Road Games Without Being Shut Out: 18 (Oct. 25, 1970 to Jan. 14, 1971) (0-11-7)
- Shutting Out Opponent: 18 (Dec. 23, 1982 to March 4, 1983) (0-18-0)
- Consecutive Home Games Shutting Out Opponent: 121 (Jan. 7, 1989 to Mar. 31, 1990)
- Consecutive Road Games Shutting Out Opponent: 114 (Nov. 3, 1987 to Mar. 31, 1990)
- Consecutive Home Games Without Shutting Out Opponent: 63 (April 1, 1980 to Jan. 13, 1982)
- Consecutive Road Games Without Shutting Out Opponent: 156 (March 12, 1977 to Dec. 9, 1978)
- Consecutive Games Tied: 95 (April 2, 1980 to Dec. 1, 1982)
- Consecutive Games Tied: 148 (Feb. 25, 1973 to Jan. 6, 1977)
- Consecutive Games Tied: 4 (December 8 to December 15, 1979)

PENGUINS ALL-TIME PENALTY SHOTS

PENGUINS

PLAYER	OPPONENT	DATE	GOALTENDER	RESULT
George Konik	@ St. Louis	Jan. 31, 1968	Glenn Hall	GOAL
Charlie Burns	NY RANGERS	Feb. 5, 1969	Ed Giacomin	No Goal
Keith McCreary	NY RANGERS	Mar. 18, 1970	Ed Giacomin	No Goal
Jean Pronovost	@ Detroit	Jan. 14, 1971	Roy Edwards	GOAL
Greg Polis	ST. LOUIS	Feb. 24, 1971	Ernie Wakely	No Goal
Syl Apps	@ Toronto	Feb. 9, 1972	Bernie Parent	GOAL
Lowell MacDonald	@ Buffalo	Nov. 12, 1972	Roger Crozier	No Goal
Ron Schock	DETROIT	Jan. 10, 1973	Roy Edwards	No Goal
Chuck Arnason	CALIFORNIA	Feb. 16, 1974	Gilles Meloche	No Goal
Ron Schock	@ Washington	Nov. 30, 1976	Bernie Wolfe	No Goal
Blair Chapman	@ Washington	Dec. 4, 1977	Jim Bedard	No Goal
Pete Mahovich	@ Washington	Jan. 21, 1978	Jim Bedard	No Goal
Blair Chapman	COLORADO	Mar. 22, 1978	Bill McKenzie	No Goal
Ross Lonsberry	@ NY Islanders	Dec. 5, 1978	Glenn Resch	No Goal
Ross Lonsberry	MINNESOTA	Feb. 9, 1980	Gilles Meloche	No Goal
Gregg Sheppard	ST. LOUIS	Jan. 14, 1981	Ed Staniowski	No Goal
Dave Hannan	@ Washington	Oct. 14, 1983	Pat Riffin	GOAL
Andy Brickley	CHICAGO	Nov. 29, 1984	Murray Bannerman	No Goal
Mario Lemieux	@ Quebec	Dec. 29, 1984	Mario Gosselin	GOAL
Warren Young	@ Toronto	Jan. 2, 1985	Tim Bernhardt	GOAL
Mario Lemieux	@ NY Islanders	Jan. 19, 1988	Kelly Hrudey	GOAL
Mario Lemieux	NEW JERSEY	Dec. 31, 1988	Chris Terrer	GOAL
Mario Lemieux	@ Los Angeles	Mar. 7, 1989	Kelly Hrudey	GOAL
Jock Callander	MONTREAL	Mar. 18, 1989	Patrick Roy	GOAL
Mario Lemieux	@ Washington	Nov. 24, 1989	Bob Mason	GOAL

Pittsburgh has scored 11 times in 26 attempts, including going 2 for 12 at home and going 9 for 14 on the road.

OPPOSITION

PLAYER	OPPONENT	DATE	GOALTENDER	RESULT
Bill Collins	MINNESOTA	Dec. 23, 1967	Les Binkley	No Goal
Ralph Stewart	@ NY Islanders	Mar. 5, 1974	Andy Brown	No Goal
Dave Keon	@ Toronto	Nov. 20, 1974	Gary Inness	GOAL
Bill Goldsworthy	@ NY Rangers	Nov. 14, 1976	Dunc Wilson	No Goal
Alain Daigle	CHICAGO	Nov. 21, 1976	Dunc Wilson	No Goal
Al MacAdam	CLEVELAND	Dec. 16, 1976	Denis Herron	GOAL
Orest Kindrachuk	PHILADELPHIA	Oct. 15, 1977	Dunc Wilson	GOAL
Ilkka Sinisalo	PHILADELPHIA	Oct. 11, 1981	Paul Harrison	GOAL
Bob Bourne	@ NY Islanders	Feb. 17, 1983	Denis Herron	No Goal
Dino Ciccarelli	@ Minnesota	Mar. 16, 1983	Denis Herron	No Goal
Tony Currie	@ Hartford	Mar. 17, 1984	Denis Herron	No Goal
Michel Goulet	@ Quebec	Dec. 29, 1984	Denis Herron	No Goal
Dave Williams	@ Los Angeles	Jan. 21, 1987	Roberto Romano	No Goal
Alan Kerr	@ NY Islanders	Feb. 26, 1987	Pat Riffin	No Goal
Doug Gilmour	ST. LOUIS	Mar. 1, 1987	Pat Riffin	No Goal
Michel Goulet	QUEBEC	Mar. 12, 1987	Pat Riffin	No Goal
Mark Johnson	@ New Jersey	Oct. 9, 1987	Pat Riffin	No Goal
Dave Tippett	@ Hartford	Jan. 9, 1988	Gilles Meloche	No Goal
Doug Smal	WINNIPEG	Oct. 10, 1989	Tom Barrasso	No Goal
Dale Hunter	WASHINGTON	Dec. 6, 1989	Wendell Young	No Goal
Tomas Sandstrom	@ Los Angeles	Feb. 10, 1990	Wendell Young	GOAL

Pittsburgh's opponents have scored 4 times in 21 attempts, including Pittsburgh stopping 7 of 9 shots at home and 10 of 12 on the road.

KEY: HOME GAMES IN CAPS

PITTSBURGH SHUTOUTS

NAME/NO.	DATE-LOCATION	SCORE	SAVES
	1967-68 (7)		
Les Binkley	Nov. 4 at California	1-0	31
Hank Bassen	Nov. 15 vs Philadelphia	5-0	27
Les Binkley (2)	Dec. 23 vs Minnesota	4-0	23
Les Binkley (3)	Dec. 27 vs California	0-0	24
Les Binkley (4)	Jan. 28 at Boston	1-0	33
Les Binkley (5)	Feb. 1 vs St. Louis	2-0	22
Les Binkley (6)	Mar. 30 at Philadelphia*	2-0	23
*Game played in Quebec City instead of Philadelphia			
	1968-69 (2)		
Joe Daley	Feb. 19 vs Boston	3-0	41
Joe Daley (2)	Mar. 23 vs Minnesota	5-0	32
	1969-70 (5)		
Les Binkley (7)	Nov. 12 at Toronto	3-0	31
Les Binkley (8)	Dec. 10 at Los Angeles	2-0	29
Al Smith	Feb. 26 at Los Angeles	1-0	30
Al Smith (2)	Mar. 8 at NY Rangers	0-0	33
Les Binkley (9)	Mar. 25 vs Minnesota	2-0	25
	1970-71 (4)		
Les Binkley (10)	Oct. 17 vs Philadelphia	0-0	24
Al Smith (3)	Dec. 8 vs Toronto	4-0	29
Les Binkley (11)	Mar. 3 vs Montreal	4-0	33
Al Smith (4)	Mar. 13 vs Minnesota	0-0	20
	1971-72 (1)		
Jim Rutherford	Feb. 17 at Buffalo	2-0	23
	1972-73 (5)		
Denis Herron	Oct. 17 at NY Islanders	5-0	24
Denis Herron (2)	Oct. 24 at Vancouver	4-0	23
Jim Rutherford (2)	Jan. 20 vs Boston	3-0	26
Jim Rutherford (3)	Feb. 20 at NY Islanders	4-0	34
Jim Rutherford (4)	Feb. 24 vs Chicago	2-0	32
	1973-74 (1)		
Andy Brown	Mar. 24 vs. Detroit	8-0	23
	1974-75 (2)		
Gary Inness	Nov. 17 vs Washington	6-0	26
Gary Inness (2)	Nov. 23 vs Los Angeles	0-0	30
	1975-76 (2)		
Michel Plasse	Mar. 6 vs Minnesota	5-0	18
Michel Plasse	Mar. 28 vs Detroit	3-0	29
	1976-77 (6)		
Dunc Wilson	Nov. 13 vs Philadelphia	1-0	25
Dunc Wilson (2)	Nov. 21 vs Chicago	5-0	25
Dunc Wilson (3)	Jan. 19 at Vancouver	3-0	21
Dunc Wilson (4)	Jan. 27 at NY Rangers	3-0	30
Dunc Wilson (5)	Feb. 3 at Cleveland	0-0	22
Denis Herron (3)	Mar. 9 vs Colorado	3-0	32
	1977-78 (0)		
	1978-79 (2)		
Greg Millen	Dec. 13 vs St. Louis	3-0	33
Greg Millen (2)	Jan. 16 vs Minnesota	5-0	25
	1979-80 (3)		
Greg Millen (3)	Dec. 19 at Chicago	0-0	29
Rob Holland	Mar. 2 vs NY Islanders	0-0	24
Greg Millen (4)	Mar. 30 vs Washington	4-0	28
	1980-81 (0)		
	1981-82 (1)		
Gary Edwards	Mar. 21 at Colorado	6-0	28
	1982-83 (1)		
Denis Herron (4)	Dec. 4 vs Philadelphia	0-0	34
	1983-84 (2)		
Denis Herron (5)	Oct. 14 at Washington	4-0	29
Roberto Romano	Feb. 1 vs Minnesota	4-0	34
	1984-85 (2)		
Roberto Romano (2)	Dec. 28 vs. Hartford	4-0	34
Denis Herron (6)	Mar. 16 vs NY Rangers	5-0	26
	1985-86		
Roberto Romano (3)	Dec. 2 at NY Rangers	6-0	40
Roberto Romano (4)	Feb. 8 vs New Jersey	4-0	27
	1986-87 (1)		
G. Meloche & R. Romano (Romano replaced Meloche at 10:11)	Jan. 23 at Vancouver	6-0	30
	1987-88 (2)		
Frank Pietrangelo	Feb. 4 vs Minnesota	1-0	31
Steve Guenette	Mar. 19 vs Philadelphia	7-0	38
	1988-89 (0)		
	1989-90 (1)		
Wendell Young	Nov. 14 vs NY Rangers	6-0	25

OPPONENT SHUTOUTS

NAME-TEAM/NO.	DATE-LOCATION	SCORE	SAVES
	1967-68 (5)		
Doug Favell, Philadelphia	Oct. 17 at Philadelphia	1-0	17
Gary Smith, California	Dec. 27 at Pittsburgh	0-0	34
Bruce Gamble, Toronto	Jan. 13 at Toronto	7-0	33
Ed Giacomini, NY Rangers	Mar. 17 at NY Rangers	3-0	20
Cesare Maniago, Minnesota	Mar. 23 at Minnesota	3-0	31
	1968-69 (8)		
Bernie Parent, Philadelphia	Oct. 17 at Philadelphia	3-0	20
Doug Favell, Philadelphia (2)	Nov. 9 at Pittsburgh	3-0	37
Gerry Desjardins, Los Angeles	Jan. 18 at Los Angeles	4-0	30
Bruce Gamble, Toronto (2)	Jan. 25 at Pittsburgh	2-0	30
Glenn Hall, St. Louis	Feb. 12 at St. Louis	2-0	19
Lorne Worsley, Montreal	Feb. 16 at Pittsburgh	4-0	36
Roy Edwards, Detroit	Feb. 20 at Detroit	3-0	26
Ed Johnston, Boston	Mar. 2 at Boston	4-0	19
	1969-70 (14)		
Gerry Cheevers, Boston	Oct. 19 at Boston	4-0	26
Gerry Desjardins, Los Angeles (2)	Oct. 22 at Los Angeles	2-0	25
Ernie Wakely, St. Louis	Nov. 13 at St. Louis	4-0	25
Jacques Plante, St. Louis	Nov. 19 at Pittsburgh	4-0	18
Bruce Gamble, Toronto (3)	Dec. 6 at Toronto	5-0	25
Bernie Parent, Philadelphia (2)	Dec. 21 at Philadelphia	4-0	28
Tony Esposito, Chicago	Dec. 27 at Pittsburgh	3-0	30
Ernie Wakely, St. Louis (2)	Jan. 3 at St. Louis	6-0	26
Tony Esposito, Chicago (2)	Jan. 14 at Chicago	5-0	28
Bruce Gamble, Toronto (4)	Jan. 17 at Toronto	4-0	38
Terry Sawchuk, NY Rangers	Feb. 1 at NY Rangers	6-0	29
Gerry Cheevers, Boston (2)	Feb. 14 at Pittsburgh	3-0	35
Ed Giacomini, NY Rangers (2)	Mar. 8 at NY Rangers	0-0	25
Ed Giacomini, NY Rangers (3)	Mar. 18 at Pittsburgh	2-0	30
	1970-71 (7)		
Bernie Parent, Philadelphia (3)	Oct. 17 at Pittsburgh	0-0	30
Ernie Wakely, St. Louis (3)	Nov. 19 at Pittsburgh	1-0	20
Cesare Maniago, Minnesota (2)	Dec. 12 at Pittsburgh	1-0	35
Tony Esposito, Chicago (3)	Feb. 7 at Chicago	1-0	28
Ed Giacomini, NY Rangers (4)	Feb. 20 at Pittsburgh	2-0	37
Ed Giacomini, NY Rangers (5)	Feb. 27 at Pittsburgh	4-0	26
Cesare Maniago, Minnesota (3)	Mar. 13 at Pittsburgh	0-0	31
	1971-72 (6)		
Cesare Maniago, Minnesota (4)	Oct. 28 at Minnesota	2-0	35
Gary Smith, Chicago (2)	Jan. 8 at Pittsburgh	4-0	24
Ernie Wakely, St. Louis (4)	Jan. 22 at St. Louis	1-0	25
Bruce Gamble, Philadelphia (5)	Jan. 30 at Philadelphia	4-0	33
Cesare Maniago, Minnesota (5)	Feb. 20 at Minnesota	2-0	40
Bernie Parent, Toronto (4)	Feb. 23 at Toronto	2-0	34
	1972-73 (3)		
Roger Crozier, Buffalo	Nov. 12 at Buffalo	1-0	18
R. Low & J. Plante, Toronto	Dec. 29 at Pittsburgh	4-0	42
Ed Giacomini, NY Rangers (6)	Jan. 7 at NY Rangers	3-0	24
	1973-74 (7)		
Bernie Parent, Philadelphia (5)	Oct. 27 at Pittsburgh	6-0	23
Dunc Wilson, Toronto	Nov. 3 at Toronto	6-0	33
Bernie Parent, Philadelphia (6)	Nov. 4 at Philadelphia	7-0	29
Ed Giacomini, NY Rangers (7)	Nov. 18 at NY Rangers	7-0	33
Doug Grant, Detroit	Dec. 15 at Pittsburgh	2-0	36
Rogie Vachon, Los Angeles	Jan. 16 at Pittsburgh	2-0	34
Rogie Vachon, Los Angeles (2)	Jan. 26 at Pittsburgh	2-0	25
	1974-75 (6)		
Rogie Vachon, Los Angeles (3)	Oct. 28 at Los Angeles	2-0	23
Rogie Vachon, Los Angeles (4)	Nov. 23 at Pittsburgh	0-0	32
Bernie Parent, Philadelphia (7)	Dec. 22 at Philadelphia	4-0	24
Bernie Parent, Philadelphia (8)	Mar. 13 at Philadelphia	6-0	22
Rogie Vachon, Los Angeles (5)	Mar. 22 at Los Angeles	4-0	31
Ken Dryden, Montreal	Apr. 2 at Montreal	6-0	23

OPPONENT SHUTOUTS

NAME-TEAM/NO.	DATE-LOCATION	SCORE	SAVES
	1975-76 (2)		
Rogie Vachon, Los Angeles (6)	Oct. 30 at Los Angeles	4-0	21
Gerry Desjardins, Buffalo (3)	Jan. 11 at Buffalo	6-0	28
	1976-77 (7)		
Bernie Parent, Philadelphia (9)	Oct. 28 at Philadelphia	3-0	21
Gerry Cheevers, Boston (3)	Nov. 24 at Pittsburgh	4-0	34
Wayne Thomas, Toronto	Jan. 11 at Pittsburgh	2-0	30
Gary Edwards, Cleveland	Feb. 3 at Cleveland	0-0	22
Rogie Vachon, Los Angeles (7)	Mar. 2 at Pittsburgh	5-0	26
Wayne Stephenson, Philadelphia	Mar. 14 at Philadelphia	4-0	22
Gilles Gilbert, Boston	Mar. 27 at Boston	3-0	11
	1977-78 (2)		
Bernie Parent, Philadelphia (10)	Oct. 20 at Philadelphia	11-0	20
Dan Bouchard, Atlanta	Jan. 18 at Atlanta	1-0	25
	1978-79 (4)		
Dan Bouchard, Atlanta (2)	Nov. 3 at Atlanta	2-0	25
Michel Larocque, Montreal	Feb. 22 at Montreal	12-0	25
Mario Lessard, Los Angeles	Mar. 7 at Pittsburgh	4-0	26
Mike Palmateer, Toronto	Mar. 11 at Toronto	4-0	39
	1979-80 (6)		
Tony Esposito, Chicago (4)	Dec. 19 at Chicago	0-0	37
Pete Peeters, Philadelphia	Feb. 2 at Pittsburgh	4-0	30
Don Edwards, Buffalo	Feb. 7 at Buffalo	9-0	25
Michel Dion, Quebec	Feb. 24 at Quebec	2-0	33
Glenn Resch, NY Islanders	Mar. 2 at Pittsburgh	0-0	22
Bill McKenzie, Colorado	Mar. 28 at Colorado	5-0	30
	1980-81 (1)		
Pete Peeters, Philadelphia (2)	Jan. 21 at Pittsburgh	5-0	33
	1981-82 (1)		
Pat Riggin, Calgary	Jan. 16 at Calgary	4-0	29
	1982-83 (3)		
Billy Smith, NY Islanders	Oct. 14 at NY Islanders	9-0	30
Pelle Lindbergh, Philadelphia	Dec. 4 at Pittsburgh	0-0	24
Markus Mattsson, Minnesota	Jan. 12 at Pittsburgh	7-0	40
	1983-84 (4)		
Al Jensen, Washington	Oct. 25 at Pittsburgh	1-0	26
Mike Liut, St. Louis	Dec. 31 at St. Louis	2-0	16
Tony Esposito, Chicago (5)	Jan. 15 at Chicago	2-0	35
Pat Riggin, Washington (2)	Mar. 24 at Washington	6-0	18
	1984-85 (2)		
Kelly Hrudey, NY Islanders	Feb. 2 at Pittsburgh	4-0	26
Bob Janecyk, Los Angeles	Mar. 5 at Los Angeles	6-0	21
	1985-86 (1)		
Kelly Hrudey, NY Islanders (2)	Jan. 9 at NY Islanders	9-0	27
	1986-87 (2)		
Darren Eliot, Los Angeles	Dec. 17 at Los Angeles	3-0	26
Glen Hanlon, Detroit	Jan. 18 at Pittsburgh	1-0	36
	1987-88 (3)		
Allan Bester, Toronto	Oct. 29 at Pittsburgh	4-0	29
Kirk MacLean, Vancouver	Feb. 17 at Vancouver	5-0	27
Sean Burke, New Jersey	Mar. 29 at New Jersey	4-0	25
	1988-89 (1)		
Pete Peeters, Washington (3)	Jan. 2 at Washington	8-0	14
	1989-90 (0)		
TOTAL - 95 HOME - 34 ROAD - 61 MOST SHUTOUTS AGAINST - Bernie Parent - 10 Rogie Vachon - 7 Ed Giacomin - 7			

ALL-TIME LEADERS - OPPONENTS

GAMES PLAYED	
1. Marcel Dionne	82
2. BRYAN TROTTIER	82
3. Butch Goring	80
4. Bobby Clarke	76
5. Denis Potvin	74
6. Serge Savard	72
7. Carol Vadnais	71
8. Darryl Sittler	71
9. GUY LAFLEUR	71
10. LARRY ROBINSON	69
11. Gil Perreault	69
12. RON GRESCHNER	68
13. Jean Ratelle	67
14. Nick Libett	66
15. Garry Unger	66
16. Doug Jarvis	66
17. Wayne Cashman	65
18. Phil Esposito	65
19. Brad Park	64
20. Jim Roberts	64
21. Bob Gainey	64
22. BRIAN PROPP	64
23. Bill Collins	63
24. Jacques Lemaire	63
25. MIKE GARTNER	63
26. BRAD MARSH	63

ASSISTS	
1. Bobby Clarke	64
2. Marcel Dionne	62
3. Denis Potvin	61
4. Brad Park	59
5. BRYAN TROTTIER	58
6. John Bucyk	56
7. GUY LAFLEUR	54
8. WAYNE GRETZKY	53
9. Gil Perreault	51
10. LARRY ROBINSON	48
11. Darryl Sittler	46
12. Jean Ratelle	46
13. LARRY MURPHY	44
14. Phil Esposito	44
15. Walter Tkaczuk	43
16. Rod Gilbert	40
17. Bobby Orr	40
18. BRIAN PROPP	40
19. MARK HOWE	40
20. DAVE TAYLOR	40
21. Guy Lapointe	39
22. Stan Mikita	39
23. MIKE GARTNER	39
24. Lanny McDonald	39

PENALTY MINUTES	
1. SCOTT STEVENS	234
2. CHRIS NILAN	193
3. Carol Vadnais	174
4. RICK TOCCHET	170
5. Nick Fotiu	168
6. Barclay Plager	159
7. Wilf Paiement	156
8. Dan Maloney	154
9. Randy Holt	150
10. Willi Plett	136

GOALS	
1. BRYAN TROTTIER	47
2. GUY LAFLEUR	46
3. Bobby Clarke	44
4. Mike Bossy	42
5. Marcel Dionne	41
6. MIKE GARTNER	40
7. Phil Esposito	40
8. Gil Perreault	39
9. Darryl Sittler	37
10. Bill Barber	37
11. WAYNE GRETZKY	35
12. Butch Goring	34
13. Stan Mikita	32
14. Denis Maruk	32
15. Brad Park	31
16. Jean Ratelle	31
17. TIM KERR	29
18. Garry Unger	29
19. Steve Shutt	28
20. Yvan Cournoyer	28
21. Craig Ramsay	27
22. Jacques Lemaire	27
23. Lanny McDonald	27
24. DAVE CHRISTIAN	26

POINTS	
1. Bobby Clarke	108
2. BRYAN TROTTIER	105
3. Marcel Dionne	103
4. GUY LAFLEUR	100
5. Brad Park	90
6. Gil Perreault	90
7. WAYNE GRETZKY	88
8. Phil Esposito	84
9. Darryl Sittler	83
10. MIKE GARTNER	79
11. Jean Ratelle	76
12. Mike Bossy	73
13. Denis Potvin	72
14. John Bucyk	71
15. Butch Goring	71
16. Stan Mikita	71
17. Bill Barber	67
18. Denis Maruk	66
19. Lanny McDonald	66
20. Jacques Lemaire	65
21. BRIAN PROPP	65
22. Pete Mahovich	62
23. Steve Shutt	62
24. LARRY ROBINSON	59

11. Dave Williams	134
12. RON GRESCHNER	129
13. Glen Cochrane	125
14. Gary Dornhoefer	125
15. HAROLD SNEPSTS	122
16. BRENT SUTTER	120
17. Ed Van Impe	120
18. Barry Beck	119
19. DUANE SUTTER	119
20. LARRY PLAYFAIR	119

KEY: **BOLD FACE** = Active Players

ALL-TIME GOALTENDING LEADERS

VS

PITTSBURGH

GAMES PLAYED

1. Rogie Vachon	64
2. Tony Esposito	48
3. Billy Smith	44
4. Cesare Maniago	39
5. Gilles Meloche	38
6. Bernie Parent	36
7. Glenn Resch	35
8. Gary Smith	34
9. Ron Low	33
10. Phil Myre	33

GOALS AGAINST

1. Rogie Vachon	175
2. Gilles Meloche	155
3. Billy Smith	147
4. Tony Esposito	124
5. Glenn Resch	109
6. Phil Myre	107
7. Ron Low	106
8. Gary Smith	105
9. Cesare Maniago	105
10. Jim Rutherford	89

WINS

1. Rogie Vachon	34
2. Tony Esposito	30
3. Bernie Parent	21
4. Billy Smith	21
5. Ed Giacomin	20
6. BOB FROESE	20
7. Cesare Maniago	18
8. PETE PEETERS	17
9. Ron Low	16
10. Michel Larocque	16
11. Dan Bouchard	15
12. Ken Dryden	15
13. Gerry Cheevers	15
14. MIKE LIUT	15
15. KELLY HRUDEY	15

AVERAGE

1. Ernie Wakely	1.71
2. Bernie Parent	1.97
3. Bruce Gamble	2.04
4. Glenn Hall	2.18
5. Roy Edwards	2.24
6. Ed Giacomin	2.31
7. PATRICK ROY	2.37
8. Pat Riffin	2.43
9. Jacques Plante	2.44
10. Gerry Cheevers	2.51
11. Roger Crozier	2.56
12. Tony Esposito	2.58

MINUTES PLAYED

1. Rogie Vachon	3701
2. Tony Esposito	2880
3. Billy Smith	2542
4. Gilles Meloche	2280
5. Cesare Maniago	2199
6. Bernie Parent	2160
7. Glenn Resch	1962
8. Ed Giacomin	1900
9. Phil Myre	1878
10. Gary Smith	1861

SHUTOUTS

1. Bernie Parent	10
2. Rogie Vachon	7
3. Ed Giacomin	7
4. Bruce Gamble	5
5. Cesare Maniago	5
6. Tony Esposito	5
7. Ernie Wakely	5
8. Gerry Cheevers	3
9. Gerry Desjardins	3
10. PETE PEETERS	3

LOSSES

1. Gilles Meloche	19
2. Rogie Vachon	19
3. Gary Smith	18
4. Jim Rutherford	15
5. Doug Favell	15
6. Gerry Desjardins	13
7. Phil Myre	13
8. Cesare Maniago	12
9. Tony Esposito	11
10. Ron Low	11
11. Glenn Resch	11
12. GLEN HANLON	11
13. JOHN VANBIESBROUCK	11
14. Billy Smith	10

SAVE PERCENTAGE

1. Ernie Wakely	937
2. Bernie Parent	935
3. Bruce Gamble	933
4. Glenn Hall	927
5. Jacques Plante	922
6. Tony Esposito	921
7. Roy Edwards	920
8. Roger Crozier	919
9. Cesare Maniago	919
10. Ed Giacomin	919
11. Gerry Cheevers	916
12. Ken Dryden	916
13. PATRICK ROY	915

KEY: **BOLD FACE** = Active Players

ACTIVE OPPONENT GOALTENDERS' LIFETIME RECORDS VS PITTSBURGH

NAME	TEAM	GP	MP	GF	GA	ENG	SO	AVG.	W-L-T
Tom Barrasso	Buf.	11	655	37	35	1	0	3.21	4-3-3
Don Beaupre	Min.	7	370	12	24	2	0	3.89	1-6-0
	Wash.	6	255	17	18	0	0	4.24	3-1-0
	TOTAL	13	625	29	42	2	0	4.03	4-7-0
Ed Belfour	Chi.	1	60	4	7	0	0	7.00	0-1-0
Tim Bernhardt	Tor.	4	231	12	17	0	0	4.42	1-2-0
Daniel Berthiaume	Wpg.	4	243	13	12	0	0	2.96	3-1-0
Allan Bester	Tor.	7	397	25	22	2	1	3.52	3-3-0
Craig Billington	NJD	6	320	18	26	0	0	4.88	1-3-1
Richard Brodeur	Van.	13	675	44	49	1	0	4.36	3-6-3
	Hfd.	1	60	2	3	1	0	3.00	0-1-0
	TOTAL	14	735	46	52	2	0	4.25	3-7-3
Mario Brunetta	Que.	2	124	8	11	0	0	5.32	0-2-0
Sean Burke	NJD	10	711	47	34	0	1	2.87	6-3-3
Frank Caprice	Van.	2	120	7	12	0	0	6.00	1-1-0
Jon Casey	Min.	6	346	23	22	0	0	3.82	2-3-1
Tim Cheveldae	Det.	2	94	3	6	0	0	3.83	0-1-1
Alain Chevrier	NJD	11	594	42	43	0	0	4.34	6-4-0
	Chi.	4	193	18	13	0	0	4.04	2-1-0
	TOTAL	15	787	60	56	0	0	4.27	8-5-0
Jacques Cloutier	Buf.	6	328	19	24	1	0	4.39	1-4-1
	Chi.	2	57	3	4	0	0	4.21	1-0-0
	TOTAL	8	385	22	28	0	0	4.36	2-4-1
Marc D'Amour	Cgy.	1	19	0	2	0	0	6.32	0-1-0
Darren Eliot	LAK	3	180	12	6	0	1	2.00	3-0-0
Bob Essensa	Wpg.	2	124	6	7	1	0	3.39	0-1-1
Randy Exelby	Edm.	1	60	3	5	1	0	5.00	0-1-0
Stephane Fiset	Que.	1	60	2	8	0	0	8.00	0-1-0
Mark Fitzpatrick	LAK	1	60	4	4	1	0	4.00	0-1-0
	NYI	5	313	33	25	0	0	4.79	3-1-1
	TOTAL	6	373	37	29	1	0	4.67	3-2-1
Bob Froese	Phil.	16	921	78	35	0	0	2.28	15-0-0
	NYR	14	756	46	46	0	0	3.65	5-4-1
	TOTAL	30	1677	124	81	0	0	2.65	20-4-1
Grant Fuhr	Edm.	11	585	48	32	0	0	3.28	7-1-1
Scott Gordon	Que.	1	60	3	2	0	0	2.00	1-0-0
Mario Gosselin	Que.	8	433	21	34	2	0	4.71	1-5-1
	LAK	1	40	2	4	1	0	6.00	0-1-0
	TOTAL	9	473	23	38	3	0	4.82	1-6-1
Glen Hanlon	Van.	6	360	21	25	1	0	4.17	1-5-0
	STL	1	60	5	3	0	0	3.00	1-0-0
	NYR	7	503	41	29	0	0	3.46	5-3-0
	Det.	11	424	27	20	0	1	2.83	3-3-1
	TOTAL	25	1347	94	77	1	1	3.43	10-11-1
Brian Hayward	Wpg.	5	302	18	26	1	0	5.17	2-3-0
	Mtl.	4	240	14	16	0	0	4.00	1-3-0
	TOTAL	9	542	32	42	1	0	4.65	3-6-0
Glen Healy	LAK	2	125	11	6	0	0	2.88	1-0-1
	NYI	3	184	7	11	1	0	3.59	0-2-1
	TOTAL	5	309	18	17	1	0	3.30	1-2-2
Ron Hextall	Phil.	16	949	56	56	0	0	3.54	8-7-1
Jim Hrivnak	Wash.	2	74	5	7	0	0	5.68	0-1-0
Kelly Hrudey	NYI	23	1364	98	77	2	2	3.39	12-9-1
	LAK	4	183	22	9	0	0	2.95	3-0-0
	TOTAL	27	1547	120	86	2	2	3.34	15-9-1
Bob Janecyk	Chi.	1	60	3	3	0	0	3.00	0-0-1
	LAK	2	123	10	3	0	1	1.46	2-0-0
	TOTAL	3	183	13	6	0	1	1.91	2-0-1
Darren Jensen	Phil.	2	125	9	6	0	0	2.88	1-0-1
Mark LaForest	Det.	1	40	2	5	0	0	7.50	0-1-0
	Phil.	3	140	9	8	0	0	3.43	2-0-0
	TOTAL	4	180	11	13	0	0	4.33	2-1-0

ACTIVE OPPONENT GOALTENDERS LIFETIME RECORDS VS PITTSBURGH

NAME	TEAM	GP	MP	GF	GA	ENG	SO	AVG.	W-L-T
Rejean Lemelin	Cgy.	9	486	37	26	1	0	3.21	5-1-2
	Bos.	5	285	25	14	0	0	2.95	2-1-2
	TOTAL	14	771	62	40	1	0	3.11	7-2-4
Mike Liut	STL	11	640	45	33	0	1	3.09	8-2-1
	Hart.	9	543	47	38	0	0	4.20	7-2-0
	TOTAL	20	1183	92	71	0	1	3.60	15-4-1
Clint Malarchuk	Que.	2	102	8	14	0	0	8.24	1-1-0
	Wash.	10	524	35	42	1	0	4.80	1-7-1
	Buf.	1	61	3	2	0	0	1.97	1-0-0
	TOTAL	13	687	46	58	1	0	5.07	3-8-1
Bob Mason	Wash.	13	659	52	38	1	0	3.46	5-6-1
	Chi.	1	40	2	6	0	0	9.00	0-1-0
	Que.	1	60	6	2	0	0	2.00	1-0-0
	TOTAL	15	759	60	46	1	0	3.64	6-7-1
Kirk McLean Roland Melanson	Van.	4	240	20	13	1	1	3.25	3-1-0
	NYI	11	660	47	28	1	0	2.55	7-4-0
	Min.	1	60	4	3	0	0	3.00	1-0-0
	LAK	6	373	30	32	1	0	5.15	0-4-1
	TOTAL	18	1093	81	63	2	0	3.46	8-8-1
Greg Millen	Hart.	9	539	30	36	1	0	4.01	2-6-1
	STL	9	555	47	33	0	0	3.57	5-2-2
	TOTAL	18	1094	77	69	1	0	3.78	7-8-3
Andy Moog	Edm.	14	820	77	46	0	0	3.37	10-4-0
	Bos.	3	145	7	13	0	0	5.38	1-1-0
	TOTAL	17	965	84	59	0	0	3.67	11-5-0
Jarmo Myllys Darren Pang Pete Peeters	Min.	2	79	6	10	0	0	7.59	0-1-0
	Chi.	4	142	10	13	0	0	5.49	1-1-0
	Phil.	11	637	42	22	0	2	2.07	7-2-1
	Bos.	6	361	33	19	0	0	3.16	5-1-0
	Wash.	12	547	36	35	1	1	3.84	5-4-0
TOTAL	29	1545	111	76	1	3	2.95	17-7-1	
Daren Pappa Bill Ranford	Buf.	2	120	11	4	0	0	2.00	2-0-0
	Bos.	2	120	10	7	0	0	3.50	2-0-0
	Edm.	2	100	8	7	0	0	4.20	1-1-0
	TOTAL	4	220	18	14	0	0	3.82	3-1-0
Eldon Reddick Vincent Riendeau Mike Richter Jeff Reese Patrick Roy Sam St. Laurent Ron Scott	Wpg.	2	120	6	5	1	0	2.50	1-1-0
	STL	2	120	7	13	0	0	6.50	1-1-0
	NYR	2	129	6	7	0	0	3.26	0-1-1
	Tor.	1	60	8	4	0	0	4.00	1-0-0
	Mtl.	10	607	47	24	0	0	2.37	7-2-1
	Det.	2	70	3	4	0	0	3.43	1-0-0
	NYR	1	20	0	2	0	0	6.00	0-1-0
	LAK	1	20	1	1	0	0	3.00	0-0-0
	TOTAL	2	40	1	3	0	0	4.50	0-1-0
	Hart.	2	125	11	7	0	0	3.36	1-0-1
Peter Sidorkiewicz Greg Stefan Kari Takko Chris Terreri Ron Tugnutt John Vanbiesbrouck Mike Vernon Rick Wamsley	Det.	11	587	40	48	0	0	4.91	4-4-1
	Min.	3	170	11	6	0	0	2.12	2-0-0
	NJD	5	222	12	11	0	0	2.97	1-3-0
	Que.	2	120	12	8	0	0	4.00	1-1-0
	NYR	25	1393	97	99	1	0	4.26	10-11-2
	Cgy.	10	555	37	35	0	0	3.78	5-3-1
	Mtl.	1	60	4	2	0	0	2.00	1-0-0
	STL	6	360	27	21	0	0	3.50	4-2-0
	Cgy.	2	64	6	3	0	0	2.81	1-0-0
	TOTAL	9	484	37	26	0	0	3.22	6-2-0
Steve Weeks	NYR	11	600	47	42	1	0	4.20	6-5-0
	Hart.	2	120	5	8	0	0	4.00	1-1-0
	Van.	4	239	13	15	1	0	3.77	1-3-0
	TOTAL	17	959	65	65	2	0	4.07	8-9-0
Kay Whitmore Ken Wregget	Hart.	2	120	13	7	0	0	3.50	2-0-0
	Tor.	6	328	21	29	0	0	5.30	2-4-0
	Phil.	5	321	26	19	1	0	3.55	4-2-0
	TOTAL	11	649	47	48	1	0	4.44	6-6-0

PITTSBURGH HAT TRICKS

NAME/NO.	DATE	TEAM	GOALTENDER
Andy Bathgate	Oct. 18	1967-68 (2) vs. Minnesota	Maniago (2)/Bauman
Ken Schinkel	Oct. 21	vs. Chicago	Denis Dejorjy
None		1968-69 (0)	
Ken Schinkel (2)	Feb. 4	1969-70 (1) vs. Minnesota	Maniago/Broderick (2)
Glen Sather	Dec. 19	1970-71 (2) vs. Detroit	Jim McLeod (2) & ENG
Duane Rupp	Mar. 24	vs. Detroit	Jim Rutherford
Bob Leiter	Dec. 1	1971-72 (1) vs. Detroit	Smith (2)/Daley
Al McDonough	Oct. 11	1972-73 (6) at St. Louis	Wayne Stephenson
Lowell MacDonald	Nov. 15	vs. Minnesota	Gilles Gilbert
Al McDonough (2)	Nov. 19	vs. Atlanta	Phil Myre
Al McDonough (3)	Nov. 22	vs. St. Louis	Wayne Stephenson
Eddie Shack	Nov. 29	vs. Toronto	Ron Low
Syl Apps	Dec. 13	vs. NY Islanders	Gerry Desjardins
Lowell MacDonald (2)	Nov. 13	1973-74 (3) vs. Minnesota	Cesare Maniago
Bob Kelly	Mar. 24	vs. Detroit	Doug Grant
Lowell MacDonald (3)	Mar. 27	vs. Minnesota	Lorne Worstley
Rick Kehoe	Feb. 15	1974-75 (3) at Toronto	Doug Favell
Jean Pronovost	Feb. 26	vs. Washington	Michel Belhumeur
Pierre Larouche	Mar. 12	vs. Boston	Gilles Gilbert
Jean Pronovost (2)	Nov. 12	1975-76 (9) at Washington	Bernie Wolfe
Syl Apps (2)	Dec. 17	at California	Gilles Meloche
Bob Kelly (2)	Dec. 17	at California	Gilles Meloche
Stan Gilbertson	Jan. 18	vs. NY Rangers	Wilson/Soetaert (2)
Pierre Larouche (2)	Feb. 8	at Vancouver	Smith (2)/Lockett
Jean Pronovost (3)	Feb. 19	vs. Toronto	Doug Favell
Pierre Larouche (3)	Feb. 21	vs. Chicago	Gilles Villemure
Lowell MacDonald (4)	Feb. 21	vs. Chicago	Gilles Villemure
Rick Kehoe (2)	Mar. 10	vs. Buffalo	Al Smith
Rick Kehoe (3)	Oct. 6	1976-77 (2) vs. Vancouver	Maniago (2)/Ridley
Pierre Larouche (4)	Feb. 19	at Toronto	Palmateer/Thomas (2)
Blair Chapman	Nov. 16	1977-78 (3) at Minnesota	Pete Lopresti
Pete Mahovich	Nov. 30	vs. Detroit	Ron Low
Wayne Bianchin	Dec. 31	vs. Cleveland	Gary Edwards
Orest Kindrachuk	Mar. 4	1978-79 (3) at Colorado	Michel Plasse
Ron Stackhouse	Mar. 18	at NY Rangers	Wayne Thomas
Greg Malone	Mar. 28	vs. NY Rangers	Doug Soetaert
Gary McAdam	Nov. 28	1979-80 (1) vs. Quebec	Michel Dion
Rick Kehoe (4)	Nov. 26	1980-81 (5) vs. Vancouver	Richard Brodeur
Rick Kehoe (5)	Dec. 3	at Toronto	Jiri Crha
Paul Gardner*	Dec. 13	vs. Philadelphia	Phil Myre
Rick Kehoe (6)	Jan. 14	vs. St. Louis	Ed Staniowski
Gregg Sheppard	Mar. 16	at Edmonton	Ed Mio
Paul Gardner (2)	Nov. 7	1981-82 (4) vs. Philadelphia	Pelle Lindbergh
Doug Shedden	Jan. 2	vs. Hartford	John Garrett
Rick Kehoe (7)	Jan. 20	vs. Boston	Marco Baron
Andre St. Laurent	Mar. 6	at Quebec	Dan Bouchard
Pat Boutette	Oct. 12	1982-83 (3) vs. Vancouver	Richard Brodeur
Pat Boutette (2)	Oct. 27	vs. Washington	Dave Parro
Rick Kehoe (8)	Dec. 23	at Detroit	Greg Stefan

ACTIVE OPPONENT GOALTENDERS LIFETIME RECORDS VS PITTSBURGH

NAME	TEAM	GP	MP	GF	GA	ENG	SO	AVG.	W-L-T
Rejean Lemelin	Cgy.	9	486	37	26	1	0	3.21	5-1-2
	Bos.	5	285	25	14	0	0	2.95	2-1-2
	TOTAL	14	771	62	40	1	0	3.11	7-2-4
Mike Liut	STL	11	640	45	33	0	1	3.09	8-2-1
	Hart.	9	543	47	38	0	0	4.20	7-2-0
	TOTAL	20	1183	92	71	0	1	3.60	15-4-1
Clint Malarchuk	Que.	2	102	8	14	0	0	8.24	1-1-0
	Wash.	10	524	35	42	1	0	4.80	1-7-1
	Buf.	1	61	3	2	0	0	1.97	1-0-0
	TOTAL	13	687	46	58	1	0	5.07	3-8-1
Bob Mason	Wash.	13	659	52	38	1	0	3.46	5-6-1
	Chi.	1	40	2	6	0	0	9.00	0-1-0
	Que.	1	60	6	2	0	0	2.00	1-0-0
	TOTAL	15	759	60	46	1	0	3.64	6-7-1
Kirk McLean	Van.	4	240	20	13	1	1	3.25	3-1-0
	NYI	11	660	47	28	1	0	2.55	7-4-0
	Min.	1	60	4	3	0	0	3.00	1-0-0
	LAK	6	373	30	32	1	0	5.15	0-4-1
TOTAL	18	1093	81	63	2	0	3.46	8-8-1	
Greg Millen	Hart.	9	539	30	36	1	0	4.01	2-6-1
	STL	9	555	47	33	0	0	3.57	5-2-2
	TOTAL	18	1094	77	69	1	0	3.78	7-8-3
Andy Moog	Edm.	14	820	77	46	0	0	3.37	10-4-0
	Bos.	3	145	7	13	0	0	5.38	1-1-0
	TOTAL	17	965	84	59	0	0	3.67	11-5-0
Jarmo Myllys	Min.	2	79	6	10	0	0	7.59	0-1-0
	Chi.	4	142	10	13	0	0	5.49	1-1-0
	Phil.	11	637	42	22	0	2	2.07	7-2-1
	Bos.	6	361	33	19	0	0	3.16	5-1-0
	Wash.	12	547	36	35	1	1	3.84	5-4-0
TOTAL	29	1545	111	76	1	3	2.95	17-7-1	
Daren Puppa	Buf.	2	120	11	4	0	0	2.00	2-0-0
Bill Ranford	Bos.	2	120	10	7	0	0	3.50	2-0-0
	Edm.	2	100	8	7	0	0	4.20	1-1-0
	TOTAL	4	220	18	14	0	0	3.82	3-1-0
Eldon Reddick	Wpg.	2	120	6	5	1	0	2.50	1-1-0
Vincent Riendeau	STL	2	120	7	13	0	0	6.50	1-1-0
Mike Richter	NYR	2	129	6	7	0	0	3.26	0-1-1
Jeff Reese	Tor.	1	60	8	4	0	0	4.00	1-0-0
Patrick Roy	Mtl.	10	607	47	24	0	0	2.37	7-2-1
Sam St. Laurent	Det.	2	70	3	4	0	0	3.43	1-0-0
Ron Scott	NYR	1	20	0	2	0	0	6.00	0-1-0
	LAK	1	20	1	1	0	0	3.00	0-0-0
	TOTAL	2	40	1	3	0	0	4.50	0-1-0
Peter Sidorkiewicz	Hart.	2	125	11	7	0	0	3.36	1-0-1
Greg Stefan	Det.	11	587	40	48	0	0	4.91	4-4-1
Kari Takko	Min.	3	170	11	6	0	0	2.12	2-0-0
Chris Terreri	NJD	5	222	12	11	0	0	2.97	1-3-0
Ron Tugnutt	Que.	2	120	12	8	0	0	4.00	1-1-0
John Vanbiesbrouck	NYR	25	1393	97	99	1	0	4.26	10-11-2
Mike Vernon	Cgy.	10	555	37	35	0	0	3.78	5-3-1
Rick Wamsley	Mtl.	1	60	4	2	0	0	2.00	1-0-0
	STL	6	360	27	21	0	0	3.50	4-2-0
	Cgy.	2	64	6	3	0	0	2.81	1-0-0
	TOTAL	9	484	37	26	0	0	3.22	6-2-0
Steve Weeks	NYR	11	600	47	42	1	0	4.20	6-5-0
	Hart.	2	120	5	8	0	0	4.00	1-1-0
	Van.	4	239	13	15	1	0	3.77	1-3-0
	TOTAL	17	959	65	65	2	0	4.07	8-9-0
Kay Whitmore	Hart.	2	120	13	7	0	0	3.50	2-0-0
Ken Wregget	Tor.	6	328	21	29	0	0	5.30	2-4-0
	Phil.	5	321	26	19	1	0	3.55	4-2-0
	TOTAL	11	649	47	48	1	0	4.44	6-6-0

PITTSBURGH HAT TRICKS

NAME/NO.	DATE	TEAM	GOALTENDER
		1967-68 (2)	
Andy Bathgate	Oct. 18	vs. Minnesota	Maniago (2)/Bauman
Ken Schinkel	Oct. 21	vs. Chicago	Denis Dejordy
		1968-69 (0)	
None			
		1969-70 (1)	
Ken Schinkel (2)	Feb. 4	vs. Minnesota	Maniago/Broderick (2)
		1970-71 (2)	
Glen Sather	Dec. 19	vs. Detroit	Jim McLeod (2) & ENG
Duane Rupp	Mar. 24	vs. Detroit	Jim Rutherford
		1971-72 (1)	
Bob Leiter	Dec. 1	vs. Detroit	Smith (2)/Daley
		1972-73 (6)	
Al McDonough	Oct. 11	at St. Louis	Wayne Stephenson
Lowell MacDonald	Nov. 15	vs. Minnesota	Gilles Gilbert
Al McDonough (2)	Nov. 19	vs. Atlanta	Phil Myre
Al McDonough (3)	Nov. 22	vs. St. Louis	Wayne Stephenson
Eddie Shack	Nov. 29	vs. Toronto	Ron Low
Syl Apps	Dec. 13	vs. NY Islanders	Gerry Desjardins
		1973-74 (3)	
Lowell MacDonald (2)	Nov. 13	vs. Minnesota	Cesare Maniago
Bob Kelly	Mar. 24	vs. Detroit	Doug Grant
Lowell MacDonald (3)	Mar. 27	vs. Minnesota	Lorne Worsley
		1974-75 (3)	
Rick Kehoe	Feb. 15	at Toronto	Doug Favell
Jean Pronovost	Feb. 26	vs. Washington	Michel Belhumeur
Pierre Larouche	Mar. 12	vs. Boston	Gilles Gilbert
		1975-76 (9)	
Jean Pronovost (2)	Nov. 12	at Washington	Bernie Wolfe
Syl Apps (2)	Dec. 17	at California	Gilles Meloche
Bob Kelly (2)	Dec. 17	at California	Gilles Meloche
Stan Gilbertson	Jan. 18	vs. NY Rangers	Wilson/Soetaert (2)
Pierre Larouche (2)	Feb. 8	at Vancouver	Smith (2)/Lockett
Jean Pronovost (3)	Feb. 19	vs. Toronto	Doug Favell
Pierre Larouche (3)	Feb. 21	vs. Chicago	Gilles Villemure
Lowell MacDonald (4)	Feb. 21	vs. Chicago	Gilles Villemure
Rick Kehoe (2)	Mar. 10	vs. Buffalo	Al Smith
		1976-77 (2)	
Rick Kehoe (3)	Oct. 6	vs. Vancouver	Maniago (2)/Ridley
Pierre Larouche (4)	Feb. 19	at Toronto	Palmateer/Thomas (2)
		1977-78 (3)	
Blair Chapman	Nov. 16	at Minnesota	Pete Lopresti
Pete Mahovlich	Nov. 30	vs. Detroit	Ron Low
Wayne Bianchini	Dec. 31	vs. Cleveland	Gary Edwards
		1978-79 (3)	
Orest Kindrachuk	Mar. 4	at Colorado	Michel Plasse
Ron Stackhouse	Mar. 18	at NY Rangers	Wayne Thomas
Greg Malone	Mar. 28	vs. NY Rangers	Doug Soetaert
		1979-80 (1)	
Gary McAdam	Nov. 28	vs. Quebec	Michel Dion
		1980-81 (5)	
Rick Kehoe (4)	Nov. 26	vs. Vancouver	Richard Broderur
Rick Kehoe (5)	Dec. 3	at Toronto	Jiri Crha
Paul Gardner	Dec. 13	vs. Philadelphia	Phil Myre
Rick Kehoe (6)	Jan. 14	vs. St. Louis	Ed Staniowski
Gregg Sheppard	Mar. 16	at Edmonton	Ed Mio
		1981-82 (4)	
Paul Gardner (2)	Nov. 7	vs. Philadelphia	Pelle Lindbergh
Doug Shedden	Jan. 2	vs. Hartford	John Garrett
Rick Kehoe (7)	Jan. 20	vs. Boston	Marco Baron
Andre St. Laurent	Mar. 6	at Quebec	Dan Bouchard
		1982-83 (3)	
Pat Boutette	Oct. 12	vs. Vancouver	Richard Broderur
Pat Boutette (2)	Oct. 27	vs. Washington	Dave Parro
Rick Kehoe (8)	Dec. 23	at Detroit	Greg Stefan

PITTSBURGH HAT TRICKS

NAME/NO.	DATE	TEAM	GOALTENDER
Andy Brickley	Dec. 26	1983-84 (3) vs. NY Rangers	Steve Weeks
Mike Bullard	Jan. 18	vs. Winnipeg	Mike Veisor
Mark Taylor	Mar. 29	at NY Rangers	John Vanbiesbrouck
Mike Bullard (2)*	Dec. 5	1984-85 (2) vs. St. Louis	Mike Liut
Mike Bullard (3)	Dec. 26	vs. NY Islanders	Kelly Hrudey
Mike Bullard (4)	Dec. 31	1985-86 (5) at St. Louis	Rick Wamsley
Mario Lemieux*	Dec. 31	at St. Louis	Rick Wamsley
Mike Bullard (5)	Jan. 22	at Edmonton	Andy Moog
Doug Shedden (2)	Feb. 15	vs. Vancouver	Richard Brodeur
Mike Bullard (6)	Feb. 21	at Detroit	Stefan/LaForest (2)
Randy Cunneynworth	Oct. 9	1986-87 (12) vs. Washington	Al Jensen
Mario Lemieux (2)	Oct. 17	at Buffalo	Tom Barraso
Terry Ruskowski	Oct. 18	vs. New Jersey	Karl Friesen
Kevin LaVallee	Oct. 29	vs. New Jersey	Alain Chevrier
John Chabot	Dec. 6	vs. Minnesota	Don Beaupre
Mario Lemieux (3)*	Dec. 12	vs. Toronto	Wregget (3)/Bester
Craig Simpson	Dec. 22	at Montreal	Patrick Roy
Mario Lemieux (4)	Jan. 23	at Vancouver	Frank Caprice
Mario Lemieux (5)	Feb. 5	at Boston	Bill Ranford
Randy Cunneynworth (2)*	Mar. 3	at Quebec	Gosselin (3)/Malarchuk
Mario Lemieux (6)	Mar. 8	at Winnipeg	Eldon Reddick
Mario Lemieux (7)	Mar. 12	vs. Quebec	Mario Gosselin
Dan Quinn	Oct. 15	1987-88 (9) vs. NY Rangers	Bob Froese
Mario Lemieux (8)	Oct. 15	vs. NY Rangers	Bob Froese
Mario Lemieux (9)	Oct. 24	vs. Buffalo	Jacques Cloutier
Mario Lemieux (10)	Jan. 5	vs. Los Angeles	Glen Healy
Mario Lemieux (11)	Jan. 10	at Detroit	Glen Hanlon
Paul Coffey	Jan. 20	at Chicago	Mason/Pang (2)
Dan Quinn (2)	Feb. 28	at Chicago	Darren Pang
Dan Quinn (3)	Mar. 7	at Calgary	Mike Vernon
Mario Lemieux (12)*	Apr. 2	at Washington	Clint Malarchuk
Mario Lemieux (13)	Oct. 13	1988-89 (13) vs. Washington	Malarchuk (2)/Peeters
Rob Brown	Oct. 15	vs. St. Louis	Vincent Riendeau
Mario Lemieux (14)	Oct. 18	vs. Philadelphia	Ron Hextall
Rob Brown (2)	Nov. 25	at Washington	Clint Malarchuk
Mario Lemieux (15)	Dec. 21	at Toronto	Ken Wregget
Mario Lemieux (16)#	Dec. 31	vs. New Jersey	Sauve (3)/Terrori/ENG
Mario Lemieux (17)	Jan. 10	vs. NY Islanders	Kelly Hrudey
Rob Brown (3)	Jan. 28	vs. Detroit	Stefan (2)/Hanlon
Rob Brown (4)	Feb. 5	at Boston	Andy Moog
Mario Lemieux (18)	Feb. 14	vs. Buffalo	Jacques Cloutier
Mario Lemieux (19)	Mar. 12	at Chicago	Alain Chevrier
Mario Lemieux (20)	Mar. 25	vs. New Jersey	Sauve (2)/Burke
Mario Lemieux (21)*	Mar. 30	vs. Hartford	Kay Whitmore
Mario Lemieux (22)	Oct. 17	1989-90 (10) vs. Toronto	Alan Bester/ENG (2)
Kevin Stevens	Oct. 31	vs. Los Angeles	Kelly Hrudey
Mario Lemieux (23)	Dec. 2	at Quebec	Ron Tugnutt
Rob Brown (5)	Dec. 12	vs. Boston	Moog (2)/Lemelin
Mario Lemieux (24)*	Jan. 8	at NY Rangers	Froese (2)/Vanbiesbrouck (2)
Tony Tanti	Jan. 30	vs. Philadelphia	Ken Wregget
Mario Lemieux (25)	Feb. 2	vs. Edmonton	Randy Exelby (2)/ENG
Rob Brown (6)	Feb. 10	vs. Los Angeles	Hrudey (1)/Gosselin (1)/ENG
John Cullen	Feb. 20	vs. Philadelphia	Ken Wregget (2)/ENG
Rob Brown (7)	Mar. 4	vs. Minnesota	Jarmo Myllys (2)/ENG
TOTAL-102	HOME - 66		ROAD - 36

MOST ALL-TIME - Mario Lemieux (25), Rick Kehoe (8) & Rob Brown (7)

MOST ONE YEAR (Player) - Mario Lemieux (9) in 1988-89

MOST ONE YEAR (Team) - 13 in 1988-89

KEY - * Four-Goal Game
Five-Goal Game

OPPONENT HAT TRICKS

NAME - TEAM - NO.	DATE	LOCATION	GOALTENDER
		1967-68 (4)	
Stan Mikita, Chicago*	Dec. 6	at Chicago	Binkley-3/Bassen
Bob Pulford, Toronto	Jan. 13	at Toronto	Les Binkley
Dick Duff, Montreal	Feb. 17	at Montreal	Les Binkley
Jean Beliveau, Montreal	Mar. 16	at Montreal	Bassen-2 & ENG
		1968-69 (3)	
Bobby Rousseau, Montreal	Nov. 7	at Montreal	Les Binkley
Bobby Hull, Chicago	Nov. 14	at Pittsburgh	Les Binkley
Phil Esposito, Boston	Dec. 15	at Boston	Joe Daley
		1969-70 (5)	
Gordie Howe, Detroit	Nov. 2	at Detroit	Al Smith
Ab McDonald, St. Louis	Nov. 19	at Pittsburgh	Les Binkley
Dave Keon, Toronto	Jan. 17	at Toronto	Les Binkley
Dave Balon, NY Rangers	Feb. 1	at NY Rangers	Al Smith
Stan Mikita, Chicago (2)	Feb. 11	at Chicago	Al Smith
		1970-71 (5)	
Walt McKechnie, Minnesota	Oct. 15	at Minnesota	Al Smith
Phil Esposito, Boston (2)	Dec. 6	at Boston	Les Binkley
Brian Spencer, Toronto	Jan. 9	at Toronto	Al Smith
Phil Esposito, Boston (3)	Mar. 6	at Pittsburgh	Al Smith
Eddie Shack, Buffalo	Mar. 31	at Pittsburgh	Cam Newton
		1971-72 (3)	
Brad Park, NY Rangers	Dec. 12	at NY Rangers	Jim Rutherford
Norm Ullman, Toronto	Dec. 28	at Pittsburgh	Binkley-2 & ENG
Brad Park, NY Rangers (2)	Feb. 12	at Pittsburgh	Jim Rutherford
		1972-73 (5)	
Gene Carr, NY Rangers	Dec. 17	at NY Rangers	Denis Herron
Rejean Houle, Montreal	Jan. 17	at Montreal	Cam Newton
Mike Walton, Boston	Feb. 10	at Boston	Cam Newton
Dennis Hexhall, Minnesota	Mar. 7	at Minnesota	Andy Brown
Bobby Lalonde, Vancouver	Mar. 17	at Vancouver	Brown-2/Newton
		1973-74 (5)	
Rick Martin, Buffalo	Jan. 3	at Buffalo	Jim Rutherford
Ken Hodge, Boston	Feb. 3	at Pittsburgh	Andy Brown
Stan Mikita, Chicago (3)	Feb. 10	at Chicago	Gary Inness
Claude Larose, Montreal*	Feb. 28	at Montreal	Gary Inness
Bill Goldsworthy, Minnesota	Mar. 23	at Minnesota	Gary Inness
		1974-75 (6)	
Bobby Orr, Boston	Oct. 23	at Pittsburgh	Gary Inness
Dave Keon, Toronto (2)	Nov. 20	at Toronto	Gary Inness
Guy Lafleur, Montreal	Dec. 7	at Montreal	Bob Johnson
Guy Lafleur, Montreal (2)*	Jan. 26	at Montreal	Michel Plasse
Greg Polis, NY Rangers	Mar. 2	at NY Rangers	Michel Plasse
Stan Gilbertson, Washington*	Apr. 6	at Washington	Bob Johnson
		1975-76 (4)	
Hartland Monahan, Washington	Nov. 12	at Washington	Gary Inness
Yvon Cournoyer, Montreal	Nov. 13	at Pittsburgh	Gary Inness
Denis Maruk, California*	Nov. 15	at Pittsburgh	Gary Inness
Ted Irvine, St. Louis	Feb. 29	at Pittsburgh	Inness-2 & ENG
		1976-77 (4)	
Rick Blight, Vancouver	Oct. 6	at Pittsburgh	Gordie Laxton
Wilf Paiement, Colorado	Feb. 6	at Colorado	Denis Herron
Claude Larose, St. Louis (2)	Feb. 7	at St. Louis	Dunc Wilson
Don Saleski, Philadelphia	Mar. 13	at Philadelphia	Denis Herron
		1977-78 (1)	
Butch Goring, Los Angeles	Nov. 24	at Los Angeles	Denis Herron
		1978-79 (2)	
Dale McCourt, Detroit	Feb. 18	at Detroit	Millen-2/Herron
Darcy Rota, Atlanta	Apr. 1	at Pittsburgh	Herron-2/Millen
		1979-80 (8)	
Pierre Larouche, Montreal*	Oct. 25	at Montreal	Rob Holland
Darryl Sittler, Toronto	Jan. 16	at Pittsburgh	Greg Millen
Jordy Douglas, Hartford	Jan. 17	at Hartford	Greg Millen
Blair MacDonald, Edmonton	Jan. 19	at Pittsburgh	Greg Millen
Mike Foligno, Detroit	Jan. 31	at Detroit	Greg Millen
Danny Gare, Buffalo	Feb. 7	at Buffalo	Greg Millen
Darryl Sittler, Toronto (2)	Mar. 5	at Pittsburgh	Rob Holland
Wayne Gretzky, Edmonton	Mar. 21	at Edmonton	Greg Millen
		1980-81 (8)	
Denis Maruk, Washington (2)	Nov. 12	at Pittsburgh	Rob Holland
Rick Dudley, Buffalo	Dec. 7	at Buffalo	Millen/Holland-2
Bobby Clarke, Philadelphia	Dec. 13	at Pittsburgh	Greg Millen
Stan Smyl, Vancouver	Dec. 19	at Vancouver	Holland-2/Millen
Reed Larson, Detroit	Jan. 3	at Pittsburgh	Greg Millen
Mike Bossy, NY Islanders*	Jan. 13	at NY Islanders	Millen-3 & ENG
Lanny McDonald, Colorado	Feb. 6	at Colorado	Ricci-2 & ENG
Mark Messier, Edmonton	Mar. 16	at Edmonton	Greg Millen

OPPONENT HAT TRICKS

NAME - TEAM - NO.	DATE	LOCATION	GOALTENDER
Mel Bridgman, Philadelphia	Oct. 29	1981-82 (6) at Philadelphia	Michel Dion
Keith Acton, Montreal	Nov. 21	at Montreal	Dion-2/Harrison
Ron Duguay, NY Rangers	Dec. 27	at NY Rangers	Paul Harrison
Blaine Stoughton, Hartford	Jan. 3	at Hartford	Paul Harrison
Wayne Gretzky, Edmonton (2)	Mar. 17	at Edmonton	Michel Dion
Bernie Nicholls, Los Angeles	Mar. 20	at Los Angeles	Michel Dion
Butch Goring, NY Islanders (2)	Oct. 14	1982-83 (10) at NY Islanders	Denis Herron
Marian Stastny, Quebec	Oct. 21	at Quebec	Denis Herron
Peter Stastny, Quebec	Dec. 11	at Pittsburgh	Denis Herron
Glenn Anderson, Edmonton	Jan. 7	at Edmonton	Denis Herron
Dale Hawerchuk, Winnipeg	Feb. 4	at Winnipeg	Michel Dion
Lanny McDonald, Calgary (2)	Feb. 5	at Calgary	Denis Herron
Kent Nilsson, Calgary	Feb. 5	at Calgary	Denis Herron
Charlie Simmer, Los Angeles	Feb. 12	at Pittsburgh	Nick Ricci
Reed Larson, Detroit (2)	Feb. 15	at Pittsburgh	Nick Ricci
Ken Linseman, Edmonton	Feb. 19	at Pittsburgh	Herron-2/Ricci
Bryan Trottier, NY Islanders	Nov. 11	1983-84 (11) at NY Islanders	Michel Dion
Barry Pederson, Boston	Dec. 6	at Pittsburgh	Denis Herron
Bob MacMillan, New Jersey	Jan. 7	at Pittsburgh	Roberto Romano
Paul MacLean, Winnipeg	Jan. 18	at Pittsburgh	Michel Dion
Pierre Larouche, NY Rangers (2)	Jan. 25	at Pittsburgh	Romano-2/Dion
Doug Risebrough, Calgary	Feb. 16	at Calgary	Michel Dion
Lanny McDonald, Calgary (3)	Feb. 16	at Calgary	Michel Dion
Wayne Gretzky, Edmonton (3)*	Feb. 22	at Pittsburgh	Roberto Romano
Michel Goulet, Quebec	Mar. 8	at Pittsburgh	Denis Herron
Dave Poulin, Philadelphia	Mar. 22	at Philadelphia	Denis Herron
Ilkka Sinisalo, Philadelphia	Mar. 22	at Philadelphia	Denis Herron
Uli Hiemer, New Jersey	Oct. 31	1984-85 (7) at New Jersey	Denis Herron
Jorgen Pettersson, St. Louis	Nov. 8	at Pittsburgh	Michel Dion
Denis Savard, Chicago	Nov. 29	at Pittsburgh	Denis Herron
Michel Goulet, Quebec (2)	Dec. 29	at Quebec	Denis Herron
Dale Hawerchuk, Winnipeg (2)	Jan. 21	at Winnipeg	Roberto Romano
Wayne Gretzky, Edmonton (4)	Jan. 26	at Edmonton	Denis Herron
Peter Sundstrom, NY Rangers	Feb. 22	at Pittsburgh	Brian Ford
Danny Gare, Detroit (2)	Oct. 30	1985-86 (5) at Detroit	Roberto Romano
Tony Tanti, Vancouver	Nov. 13	at Vancouver	Roberto Romano
Dave Poulin, Philadelphia (2)	Nov. 24	at Philadelphia	Denis Herron
Troy Murray, Chicago	Jan. 1	at Chicago	Gilles Meloche
Al Secord, Chicago	Jan. 1	at Chicago	Gilles Meloche
Kirk Muller, New Jersey	Oct. 29	1986-87 (3) at Pittsburgh	Roberto Romano
Sylvain Turgeon, Hartford	Mar. 28	at Hartford	Pat Riggan
Perry Anderson, New Jersey	Mar. 31	at New Jersey	Gilles Meloche
Dave Hannan, Edmonton	Jan. 25	1987-88 (3) at Pittsburgh	F. Pietrangelo
John MacLean, New Jersey	Jan. 28	at New Jersey	Gilles Meloche
Rick Vaive, Chicago	Feb. 28	at Chicago	F. Pietrangelo
Mike Ridley, Washington*	Oct. 11	1988-89 (11) at Pittsburgh	Wendell Young
Dave Andreychuk, Buffalo	Oct. 12	at Buffalo	Wendell Young
Tony Granato, NY Rangers*	Oct. 30	at NY Rangers	Guenette/Pietrangelo-3
Walt Podubny, Quebec	Nov. 3	at Pittsburgh	Steve Guenette
Jari Kurri, Edmonton	Nov. 8	at Pittsburgh	Steve Guenette
Tony Tanti, Vancouver (2)	Jan. 7	at Pittsburgh	Tom Barrasso
Tony Granato, NY Rangers (2)	Jan. 14	at Pittsburgh	Tom Barrasso
Peter Stastny, Quebec (2)*	Feb. 11	at Quebec	Young-2/Pietrangelo-2
Jody Hull, Hartford	Feb. 26	at Hartford	Barrasso/Young (2)
Ken Linseman, Boston (2)	Mar. 14	at Pittsburgh	Tom Barrasso
Mats Naslund, Montreal	Mar. 18	at Pittsburgh	Barrasso/Young (2)
Brett Hull, St. Louis	Oct. 18	1989-90 (6) at Pittsburgh	Wendell Young
Wayne Gretzky, Los Angeles (5)	Oct. 31	at Pittsburgh	Wendell Young
Pat LaFontaine, NY Islanders	Feb. 6	at Pittsburgh	Tom Barrasso
Derek King, NY Islanders	Feb. 6	at Pittsburgh	Tom Barrasso
Luc Robitaille, Los Angeles	Mar. 10	at Los Angeles	Alain Chevrier
Mike Modano, Minnesota	Mar. 17	at Pittsburgh	Alain Chevrier
TOTAL - 125	HOME - 46		ROAD - 79
MOST ALL-TIME AGAINST -	Wayne Gretzky - 5		
	Phil Esposito - 3		
	Stan Mikita - 3		
	Lanny McDonald - 3		

*Four-Goal Game

ON THIS DATE IN PENGUINS HISTORY

June 5, 1967	Pittsburgh franchise joins the National Hockey League.
October 11, 1967	Penguins' first NHL game at the Civic Arena vs Montreal. Penguins lost to Montreal 2-1 with 9,307 fans on hand. Andy Bathgate scores the Penguins' first goal.
October 13, 1967	Penguins' first victory as they defeated St. Louis 3-1 on the road.
October 18, 1967	Andy Bathgate records first hat trick in club history vs. Minnesota.
November 4, 1967	Les Binkley records the club's first shutout (1-0) vs. California.
February 3, 1968	Penguins' first sellout at Civic Arena vs Toronto (12,563).
March 22, 1968	Donald Parsons heads a Michigan group which purchases 80% of the Penguins franchise.
July 2, 1969	Leonard "Red" Kelly is named coach of the Penguins.
April 1, 1970	Penguins defeat Philadelphia 4-1 to clinch second place in the Western Division, putting them in playoffs for the first time.
April 8, 1970	Penguins defeat Oakland 2-1 in club's first playoff game.
April 11, 1970	Ken Schinkel records only playoff hat trick in club history vs Oakland.
May 21, 1970	Jack Riley, club's general manager for first three years, is promoted to president and coach Red Kelly is promoted to general manager/coach.
March 3, 1971	Les Binkley records his 11th career shutout with Penguins which is still a club record.
April 13, 1971	Michel Briere dies from injuries suffered in an auto accident on May 15, 1970.
April 21, 1971	Thayer Potter heads a Pittsburgh group which buys team.
January 29, 1972	Thayer Potter steps down as general manager but remains coach and Jack Riley regains general manager duties.
January 13, 1973	Jack Button named as general manager and Ken Schinkel is named coach of Penguins.
January 30, 1973	Greg Polis wins MVP honors at NHL All-Star Game in New York after scoring two goals.
January 13, 1974	Jack Button named general manager of Penguins.
February 6, 1974	Marc Boileau named coach of the Penguins.
January 22, 1975	Syl Apps named MVP in NHL All-Star Game in Montreal after scoring two goals.
February 22, 1975	Penguins defeat St. Louis 3-2 to establish a 20-game home unbeaten streak which is still a club record.
June 13, 1975	Pittsburgh Penguins declared bankruptcy.
July 11, 1975	Albert Savill, Otto Frenzel and Wren Blair buy Penguins.
July 29, 1975	Marc Boileau rehired as coach.
December 29, 1975	Penguins are beaten by Soviet Wings 7-4 at Civic Arena.
January 16, 1976	Ken Schinkel rehired as coach.
March 24, 1976	Jean Pronovost becomes the first Penguin to score 50 goals in a season and Pierre Larouche becomes first Penguin to record 100 points in one season vs Boston.
December 3, 1976	Aldege "Baz" Bastien named club's general manager.
June 13, 1977	Johnny Wilson hired to coach Penguins.
October 19, 1977	Bob Prince debuts as the club's television play-by-play announcer.
April 5, 1978	Edward J. DeBartolo takes control of the club, having purchased one-third of the franchise the year before.
April 14, 1979	George Ferguson scores in OT to eliminate Buffalo in preliminary round of playoffs.
January 3, 1980	Penguins defeat NYI 4-3 to gain first place in the Norris Division for the first time in club history.
January 30, 1980	Black & Gold uniform worn for first time vs St. Louis.
December 13, 1980	Paul Gardner becomes first Penguins player to score four goals in one game in a 6-5 loss to Philadelphia.
July 15, 1980	Ed Johnston named coach of Penguins.
April 15, 1981	Mike Crombeen scores at 5:16 of second OT period to lead St. Louis to 4-3 win in the deciding game of the preliminary round of playoffs.
June 3, 1981	Randy Carlyle named to NHL First All-Star Team.
June 4, 1981	Randy Carlyle wins the Norris Trophy and Rick Kehoe wins the Lady Byng Trophy.
July 1, 1981	Edward J. DeBartolo takes over the Civic Arena.
February 21, 1982	Penguins defeat the NYI 4-3 to break their 15 game winning streak.
March 15, 1983	General Manager Baz Bastien dies as a result of an auto accident.
May 27, 1983	Ed Johnston is promoted to general manager.

July 20, 1983 Lou Angotti is hired to coach the Penguins.
 June 4, 1984 Bob Berry is named as coach of Penguins.
 June 9, 1984 Penguins draft Mario Lemieux, Doug Bodger & Roger Belanger in first round of Entry Draft marking the first time in club history that Pittsburgh selected more than one player in first round. By drafting Lemieux 1st overall, it also the first time that the Penguins have chosen 1st overall.
 June 19, 1984 Mario Lemieux signs a contract with Penguins.
 February 12, 1985 Mario Lemieux is named MVP in NHL All-Star Game in Calgary after scoring 2 goals and 1 assist.
 April 7, 1985 Mario Lemieux scores his 100th point to become 3rd rookie in NHL history to score 100 or more points in a season.
 June 12, 1985 Mario Lemieux wins the Calder Memorial Trophy.
 January 4, 1986 Penguins tie Russian Dynamo 3-3.
 February 4, 1986 Mario Lemieux wins fan voting for center on the Wales Conference Team for NHL All-Star Game.
 February 15, 1986 Mario Lemieux records his 100th point vs Vancouver to become the first Penguins player to record two consecutive 100 point seasons.
 May 26, 1986 Mario Lemieux wins the Lester B. Pearson Award presented by Player's Association to the Outstanding Player in NHL.
 September 17, 1986 Penguins select two players in NHL's first Supplemental Draft.
 October 22, 1986 Penguins defeat Buffalo 5-4 in OT to extend their club record start of the season winning streak to 7 games.
 January 30, 1987 Civic Arena hosts its first AHL Game since 1966 as Baltimore defeated Sherbrooke 4-3.
 April 13, 1987 Head coach Bob Berry and his assistant Jim Roberts are relieved of coaching duties with Pittsburgh.
 May 11, 1987 Penguins and Baltimore Skipjacks agree to terminate their working agreement.
 May 26, 1987 Penguins and Muskegon Lumberjacks of IHL sign a working agreement.
 June 4, 1987 Pierre Creamer is named to coach Penguins.
 June 17, 1987 Pierre Creamer appoints Clement Jodoin and Rick Kehoe as assistant coaches.
 February 9, 1988 Mario Lemieux is named MVP in NHL All-Star Game in St. Louis after scoring 3 goals, including the game winner in OT and 3 assists.
 April 14, 1988 Tony Esposito is hired by Penguins and assumed duties of Vice-President & General Manager.
 June 8, 1988 Mario Lemieux wins the Art Ross and Hart Memorial Trophies, thus becoming the first Penguin to win either award.
 June 14, 1988 Pierre Creamer is relieved of his coaching duties with Pittsburgh.
 June 15, 1988 Mario Lemieux wins the Lester B. Pearson Award for the second time in his career.
 June 24, 1988 Greg Malone joins the Penguins' scouting staff.
 June 28, 1988 Gene Ubriaco is named Penguins coach.
 July 1, 1988 Rick Paterson joins Rick Kehoe as an assistant coach.
 January 4, 1989 Penguins defeat Soviet Red Army Team 4-2.
 April 9, 1989 Penguins complete a four-game sweep of the NY Rangers in the Patrick Division Semi-Finals with a 4-3 win.
 April 25, 1989 Mario Lemieux ties two NHL Playoff Records with five goals and eight points in one playoff game vs Philadelphia in the Penguins' 10-7 win.
 June 7, 1989 Mario Lemieux wins his second consecutive Art Ross Trophy as the league's top scorer with 199 points.
 July 28, 1989 John Welday is named as the Penguins' Strength and Conditioning Coach.
 July 31, 1989 Les Binkley is named to the Penguins' scouting staff.
 December 5, 1989 Craig Patrick is named general manager/head coach replacing Tony Esposito and Gene Ubriaco.
 December 29, 1989 Penguins are defeated 5-2 by Moscow Dynamo.
 January 21, 1990 Pittsburgh's Civic Arena plays host to the NHL All-Star Game for the first time and Penguins center Mario Lemieux wins the MVP award. Lemieux scores 4 goals on his way to his third All-Star MVP award.
 February 14, 1990 Mario Lemieux has his 46 game point scoring streak halted at the NY Rangers as he left the game midway in second period with a back injury. Lemieux would miss the next 21 games before returning for the final game of the year.
 June 12, 1990 Bob Johnson is hired as the head coach and Scott Bowman is named as Director of Player Development and Recruitment.
 July 20, 1990 Barry Smith is hired as an assistant coach and joins Rick Paterson and Rick Kehoe in that capacity.
 July 20, 1990 Bryan Trottier is signed as a free agent.

PENGUINS ALL-TIME ROSTER

A		D	
Aitken, Brad	1987-88	Dahlquist, Chris	1985-86 to present
Anderson, Russ	1976-77 to 81-82	Daley, Joe	1968-69 to 69-70
Andrea, Paul	1967-68 to 68-69	Davis, Kim	1977-78 to 80-81
Angotti, Lou	1968-69	Dea, Billy	1967-68 to 68-69
Apps, Syl	1970-71 to 77-78	DeBenedet, Neilson	1974-75
Arbour, John	1968-69	DeFazio, Dean	1983-84
Arnason, Chuck	1973-74 to 75-76	Delorme, Gilbert	1989-90
Awrey, Don	1976-77	DeMarco, Ab	1973-74 to 74-75
B		Dillabough, Bob	1967-68 to 68-69
Babych, Wayne	1984-85 to 85-86	Dineen, Gord	1988-89 to present
Barrasso, Tom	1988-89 to present	Dion, Michel	1981-82 to 84-85
Barrie, Doug	1968 to 69	Duguay, Ron	1985-86 to 86-87
Bassen, Hank	1967-68	Durbano, Steve	1973-74 to 75-76
Bathgate, Andy	1967-68, 1970-71	Dykstra, Steve	1988-89
Baxter, Paul	1980-81 to 82-83	E	
Belanger, Roger	1984-85	Edestrand, Darryl	1971-72 to 73-74
Belland, Neil	1986-87	Edur, Torn	1977-78
Bennett, Harvey	1974-75, 1976-77	Edwards, Gary	1981-82
Bergeron, Yves	1974-75	Edwards, Marv	1968-69
Beverley, Nick	1973-74	Edwards, Roy	1971-72
Bianchin, Wayne	1973-74 to 78-79	Erickson, Byran	1987-88
Bignell, Larry	1973-74	Errey, Bob	1983-84 to present
Binkley, Les	1967-68 to 71-72	F	
Bjogstad, Scott	1988-89	Faubert, Mario	1974-75 to 77-78
Blackburn, Bob	1969-70 to 70-71	Feltrin, Tony	1979-80 to 81-82
Bladon, Tom	1978-79 to 79-80	Ferguson, George	1980-81 to 82-83
Blaisdell, Mike	1985-86 to 86-87	Flesch, John	1978-79 to 82-83
Bodger, Doug	1984-85 to 88-89	Flockhart, Ron	1977-78
Boivin, Leo	1967-68 to 68-69	Fonteyne, Val	1983-84 to 84-85
Bourque, Phil	1983-84, 1985-86 to present	Ford, Brian	1967-68 to 71-72
Boutette, Pat	1981-82 to 84-85	Fox, Greg	1984-85
Boyd, Randy	1981-82 to 83-84	Frawley, Dan	1983-84 to 84-85
Boyer, Wally	1968-69 to 71-72		1985-86 to 88-89
Brickley, Andy	1983-84 to 84-85	G	
Briere, Michel	1969-70	Ganchar, Perry	1987-88 to 88-90
Brown, Andy	1972-73 to 73-74	Gardner, Paul	1980-81 to 83-84
Brown, Rob	1987-88 to present	Garner, Rob	1982-83
Bullard, Mike	1980-81 to 86-87	Gatzos, Steve	1981-82 to 84-85
Bulley, Ted	1983-84	Geale, Robert	1984-85
Burns, Charlie	1968-69	Giffin, Lee	1986-87 to 87-88
Burns, Robin	1970-71 to 72-73	Gilbert, Ed	1975-76 to 76-77
Burrows, Dave	1971-72 to 77-78, 1980-81	Gilbertson, Stan	1975-76 to 76-77
Buskas, Rod	1982-83 to 88-89, 1989-90	Gilhen, Randy	1989-90
C		Gladney, Bob	1983-84
Callander, Jock	1987-88 to present	Goertz, Dave	1987-88
Campbell, Colin	1974-75 to 75-76, 1977-78 to 78-79	Gotaas, Steve	1987-88
	1989-90	Graham, Pat	1981-82 to 82-83
Capuano, Dave	1970-71 to 72-73	Gruhl, Scott	1987-88
Cardwell, Steve	1978-79 to 83-84	Guenette, Steve	1986-87 to 88-89
Carlyle, Randy	1977-78	H	
Carr, Gene	1977-78	Hadfield, Vic	1974-75 to 76-77
Cassidy, Tom	1977-78	Hakansson, Anders	1982-83
Cauffield, Jay	1988-89 to present	Hamilton, Jim	1977-78 to 1984-85
Chabot, John	1984-85 to 86-87	Hannan, Dave	1981-82 to 87-88, 1988-89 to 88-90
Chapman, Blair	1976-77 to 79-80	Harbaruk, Nick	1969-70 to 72-73
Charlesworth, Todd	1983-84; 1985-86 to 87-88	Harris, Billy	1968-69
	1989-90	Harrison, Paul	1981-82
Chevrier, Alain	1980-81 to 83-84	Herron, Denis	1972-73 to 74-75
Chorney, Marc	1979-80		1976-77 to 78-79
Clackson, Kim	1979-80		1982-83 to 85-86
Coffey, Paul	1987-88 to present	Hexall, Bryan	1969-70 to 73-74
Corrigan, Mike	1975-76 to 77-78	Hicke, Billy	1971-72
Cossette, Jacques	1975-76, 1977-78 to 78-79	Hicks, Wayne	1967-68
	1984-85	Hillier, Randy	1984-85 to present
Crowder, Bruce	1984-85	Hoganson, Paul	1970-71
Cullen, John	1988-89 to present	Holland, Rob	1979-80 to 80-81
Cunneyworth, Randy	1985-86 to 88-89	Horton, Tim	1971-72

PENGUINS ALL-TIME ROSTER

Hotham, Greg	1981-82 to 84-85	Maxwell, Bryan	1983-84 to 84-85
Hryniewicz, Tim	1982-83 to 83-84	Mayer, Pat	1987-88
Hudson, Lex	1978-79	McAdam, Gary	1978-79 to 80-81
Hughes, Pat	1979-80 to 80-81	McBain, Andrew	1989-90
Hunter, Dave	1987-88	McCallum, Dunc	1967-68 to 70-71
		McCarthy, Kevin	1983-84 to 84-85
I		McClelland, Kevin	1981-82 to 83-84
Ingarfield, Earl	1967-68 to 68-69	McCreary, Keith	1967-68 to 71-72
Inness, Gary	1973-74 to 75-76	McDonald, Ab	1967-68
		McDonnell, Joe	1984-85 to 85-86
J		McDonough, Al	1971-72 to 73-74
Javanainen, Arto	1984-85	McGeough, Jim	1984-85 to 86-87
Johnson, Bob	1974-75	McKenzie, Brian	1971-72
Johnson, Jim	1985-86 to present	McLlwain, Dave	1987-88 to 88-89
Johnson, Mark	1979-80 to 81-82	McMahon, Mike	1969-70
Jonathan, Stan	1982-83	McManama, Bob	1973-74 to 75-76
Jones, Ron	1973-74	McSorley, Marty	1983-84 to 84-85
Joseph, Chris	1987-88	Meeker, Mike	1978-79
		Meighan, Ron	1982-83
K		Meloche, Gilles	1985-86 to 87-88
Kachowski, Mark	1987-88 to present	Millen, Greg	1978-79 to 80-81
Kanngiesser, Sheldon	1970-71 to 72-73	Mokosak, Carl	1986-87
Keheo, Rick	1974-75 to 84-85	Monahan, Hartland	1977-78
Kelly, Bob	1973-74 to 76-77	Morrison, Jim	1969-70 to 70-71
Kessell, Rick	1969-70 to 72-73	Morrison, Lew	1974-75 to 77-78
Kindrachuk, Orest	1978-79 to 80-81	Mulvey, Paul	1981-82
Konik, George	1967-68		
Kontos, Chris	1986-87 to 87-88	N	
Kyte, Jim	1989-90	Newton, Cam	1970-71, 1972-73
		Nolan, Ted	1985-86
L		Nolet, Simon	1975-76
Labre, Yvon	1970-71, 1973-74	Noris, Joe	1971-72
LaFramboise, Pete	1974-75	Nowak, Hank	1973-74
Lagace, Jean-Guy	1968-69,		
	1972-73 to 74-75	O	
Lalonde, Ron	1972-73 to 74-75	O'Regan, Tom	1983-84 to 85-86
Lamoureux, Mitch	1983-84 to 84-85	Owchar, Dennis	1974-75 to 77-78
Lanyon, Ted	1967-68		
Larouche, Pierre	1974-75 to 77-78	P	
LaVallee, Kevin	1986-87	Paiement, Wilf	1987-88
Laxton, Gordon	1975-76 to 78-79	Paradise, Bob	1973-74 to 75-76
Leach, Jamie	1989-90		1977-78 to 78-79
LeCaine, Bill	1968-69	Pearson, Mel	1967-68
Lecuyer, Doug	1982-83	Pederson, Barry	1989-90
Lee, Peter	1977-78 to 82-83	Pietrangelo, Frank	1987-88 to present
Lehto, Petteri	1984-85	Plasse, Michel	1974-75 to 75-76
Leiter, Bob	1971-72	Polis, Greg	1970-71 to 73-74
Lemieux, Alain	1986-87	Pratt, Kelly	1974-75
Lemieux, Mario	1984-85 to present	Pratt, Tracy	1968-69 to 69-70
Libett, Nick	1979-80 to 80-81	Prentice, Dean	1969-70 to 70-71
Lindstrom, Willy	1985-86 to 1986-87	Price, Noel	1967-68 to 68-69
Loney, Troy	1983-84 to present	Price, Pat	1980-81 to 82-83
Lonsberry, Ross	1978-79 to 80-81	Price, Tom	1976-77 to 78-79
Lowe, Darren	1983-84	Pronovost, Jean	1968-69 to 77-78
Lukowich, Bernie	1973-74		
Lundberg, Brian	1982-83	Q	
Lupien, Gilles	1980-81	Quinn, Dan	1986-87 to 89-90
Lynch, Jack	1972-73 to 73-74		
Lyon, Steve	1976-77	R	
		Recchi, Mark	1988-89 to present
M		Redquest, Greg	1977-78
MacDonald, Lowell	1970-71,	Ricci, Nick	1979-80 to 82-83
	1972-73 to 77-78	Riggin, Pat	1986-87 to 87-88
MacLeish, Rick	1981-82 to 82-83	Rissling, Gary	1980-81 to 84-85
MacNeil, Al	1967-68	Rivard, Bob	1967-68
Mahovlich, Pete	1977-78 to 78-79	Robert, Rene	1971-72
Malone, Greg	1976-77 to 82-83	Romano, Roberto	1982-83 to 86-87
Mann, Jimmy	1987-88	Roulston, Tom	1983-84, 1985-86
Mantha, Moe	1984-85 to 87-88	Rowe, Mike	1984-85 to 86-87
Marshall, Paul	1979-80 to 80-81	Rupp, Duane	1968-69 to 72-73
Mathiasen, Dwight	1985-86 to 87-88	Ruskowski, Terry	1985-86 to 86-87
Mattiusi, Dick	1967-68 to 68-69	Rutherford, Jim	1971-72 to 73-74

PENGUINS ALL-TIME ROSTER

S	Saganiuk, Rocky	1983-84	T	Tabaracci, Rich	1988-89
	Sanderson, Derek	1977-78		Tallon, Dale	1978-79 to 79-80
	Sasser, Grant	1983-84		Tanti, Tony	1989-90
	Sather, Glen	1969-70 to 70-71		Taylor, Bob	1975-76
	Schinkel, Ken	1967-68 to 72-73		Taylor, Mark	1983-84 to 84-85
	Schmidt, Norm	1983-84, 1985-86 to 87-88		Tebbutt, Greg	1983-84
	Schock, Ron	1969-70 to 76-77		Thompson, Errol	1980-81
	Schofield, Dwight	1986-87		Thornbury, Tom	1983-84
	Schultz, Dave	1977-78 to 78-79		Tookey, Tim	1983-84
	Schutt, Rod	1978-79 to 83-84		Tremblay, Vincent	1983-84
	Shack, Eddie	1971-72 to 72-73		Turnbull, Ian	1982-83
	Shedden, Doug	1981-82 to 85-86	U	Ubriaco, Gene	1967-68 to 68-69
	Sheppard, Gregg	1978-79 to 81-82	V	Van Dorp, Wayne	1987-88
	Shires, Jim	1972-73		Van Impe, Ed	1975-76 to 76-77
	Simmer, Charlie	1987-88	W	Watson, Bryan	1968-69 to 73-74
	Simpson, Bob	1981-82 to 82-83		Weir, Wally	1984-85
	Simpson, Craig	1985-86 to 87-88		Wiley, Jim	1972-73 to 73-74
	Siren, Ville	1985-86 to 88-89		Wilkins, Barry	1974-75 to 75-76
	Smith, Al	1969-70 to 70-71		Wilson, Dunc	1976-77 to 77-78
	Smith, Doug	1989-90		Wilson, Mitch	1986-87
	Snell, Ron	1968-69 to 69-70		Wolf, Bennett	1980-81 to 82-83
	Snell, Ted	1973-74		Woytowich, Bob	1968-69 to 71-72
	Speer, Billy	1967-68 to 68-69	Y	Young, Warren	1983-84 to 84-85, 1986-87 to 87-88
	Spencer, Brian	1977-78 to 78-79		Young, Wendell	1988-89 to present
	Stackhouse, Ron	1973-74 to 81-82	Z	Zaine, Rod	1970-71
	Stevens, Kevin	1987-88 to present		Zalapski, Zarley	1987-88 to present
	Stewart, Bob	1979-80		Zemlak, Richard	1988-89 to 89-90
	Stewart, John	1970-71 to 71-72			
	St. Laurent, Andre	1981-82 to 83-84			
	Stoughton, Blaine	1973-74			
	Stratton, Art	1967-68			
	Stumpf, Bob	1974-75			
	Sutter, Rich	1982-83 to 83-84			
	Swain, Garry	1968-69			
	Swarbrick, George	1968-69 to 69-70			

PENGUINS ALL-TIME UNIFORM NUMBERS

- Hank Bassen, Joe Daley, Paul Hoganson, Cam Newton, Roy Edwards, Jim Rutherford, Bob Johnson, Gordon Laxton, Denis Herron, Rob Holland, Paul Harrison, Steve Guenette, Pat Riggin & Wendell Young.
- Leo Boivin, Duane Rupp, Bob Paradise, Ed Van Impe, Tom Edur, Tom Bladon, Pat Price, Gilles Lupien, Brian Lundberg, Phil Bourque, Greg Fox, Joe McDonnell, Todd Charlesworth & Chris Dahlquist.
- Al MacNeil, John Arbour, Bob Woytowich, Tim Horton, Jack Lynch, Ron Stackhouse, Bennett Wolf, Norm Schmidt, Doug Bodger & Jim Kyte.
- Noel Price, Bob Blackburn, Dave Burrows, Dale Tallon, Paul Baxter, Marty McSorley, Phil Bourque, Chris Dahlquist & Dwight Schofield.
- Dick Mattiussi, Ted Lanyon, Bryan Watson, Ab DeMarco, Barry Wilkins, Steve Lyon, Mario Faubert, Lex Hudson, Ron Meighan, Bryan Maxwell, Mike Rowe, Ville Siren & Gord Dineen.
- Dunc McCallum, Tracy Pratt, Sheldon Kannegiesser, Ron Jones, Colin Campbell, Tom Price, Kim Jackson, Bennett Wolf, Errol Thompson, Greg Hotham, Jim Johnson & Todd Charlesworth.
- Art Stratton, Lou Angotti, Bryan Hextall, Steve Durbano, Russ Anderson, Rick MacLeish, Ian Turnbull & Rod Buskas.
- Val Fonteyne, Jim Wiley, Rick Kehoe, Hartland Monahan, Dave Schultz, Mike Meeker, Bob Stewart, Dave Burrows, Randy Boyd, Tom O'Regan, Petteri Lehto, Terry Ruskowski, Perry Ganchar & Mark Recchi.
- Andy Bathgate, Charlie Burns, Billy Hicke, Al McDonough, Chuck Arnason, Simon Nolet, Blair Chapman, Mark Johnson, Stan Jonathan, Rich Sutter, Ron Flockhart, John Chabot, Wilf Paiement, Andrew McBain & Tony Tanti.

10. Earl Ingarfield, George Swarbrick, Keith McCreary, Robin Burns, Ted Snell, Pierre Larouche, Peter Lee, Gary Rissling, Bob Errey, Wayne Babych, Ron Duguay, Dan Quinn & Barry Pederson.
11. Gene Ubrico, Tracy Pratt, Nick Harbaruk, Bernie Lukowich, Vic Hadfield, John Flesch, Tom Cassidy, George Ferguson, Anders Hakansson, Rocky Saganiuk, Tim Tookey, Troy Loney, Dwight Mathiasen, Lee Giffin, Alain Lemieux, Warren Young & John Cullen.
12. Ken Schinkel, Blaine Stoughton, Kelly Pratt, Greg Malone, Mitch Lamoureux, Dean Defazio, Tom O'Regan, Tom Roulston & Bob Errey.
13. Jim Hamilton & Charlie Simmer.
14. Billy Dea, Rick Kessell, Ron Snell, Lowell MacDonald, Rene Robert, Wayne Bianchin, Nick Libett, Doug Shedden, Dan Quinn, Chris Kontos, Bryan Erikson & Jock Callander.
15. Bob Dillabough, Billy Harris, George Swarbrick, Steve Cardwell, Yvon Labre, Brian McKenzie, Rick Kessell, Bob McManama, Stan Gilbertson, Pat Boutette, Gary Rissling, Randy Cunneynworth, Dave Capuano & Doug Smith.
16. Wayne Hicks, Ron Snell, Glen Sather, Sheldon Kannegiesser, Ron Lalonde, Lew Morrison, Derek Sanderson, Kim Davis, Mike Meeker, Gary McAdam, Bennett Wolf, Marc Chorney, Mark Taylor, Jim McGeough, Kevin LaVallee, Charlie Simmer, Steve Gotaas & Jay Caufield.
17. Billy Speer, Bill LeCaine, Ron Schock, Rick Kehoe & Lee Giffin.
18. George Konik, Wally Boyer, Lowell MacDonald, Ross Lonsberry, Kevin McClelland, Tom Roulston, Craig Simpson, Jimmy Mann, Mark Recchi & Richard Zemplak.
19. Bob Rivard, Jean Pronovost, Dale Tallon, Gregg Sheppard, Rick MacLeish, Grant Sasser, Arto Javanainen, Willy Lindstrom, Dave McLlwin & Randy Gilhen.
20. Ab McDonald, Bob Woytowich, Dean Prentice, Robin Burns, John Stewart, Steve Cardwell, Yvon Labre, Jacques Cossette, Yves Bergeron, Pete Mahovlich, Paul Marshall, Paul Gardner, Gary Rissling, Moe Mantha, Dave Hunter, Dave Hannan & Jamie Leach.
21. Keith McCreary & Michel Briere.
22. Paul Andrea, Greg Polis, Bob Kelly, Brian Spencer, Kim Davis, Mike Bullard, Neil Belland, Dwight Mathiasen, Jim McGeough, Chris Joseph, Wayne Van Dorp & Steve Dykstra.
23. Mel Pearson, Jean-Guy Lagace, Doug Barrie, Rick Kessel, John Stewart, Bob Leiter, Eddie Shack, Larry Bignell, Nelson DeBenedet, Ed Gilbert, Jim Hamilton, Rod Schutt, Gary Rissling, Doug Lecuyer, Rich Sutter, Andy Brickley, Wally Weir & Randy Hillier.
24. Garry Swain, Rod Zaine, Tim Horton, Eddie Shack, Jean-Guy Lagace, Larry Bignell (playoffs only), Mario Faubert, Don Awrey, Bob Paradise, Pat Hughes, Marc Chorney, Pat Graham, Rob Garner, Ted Bulley, Kevin McCarthy, Roger Belanger, Dwight Mathiasen & Troy Loney.
25. Robin Burns, John Stewart, Darryl Edestrand, Nick Beverly, Dennis Owchar, Greg Redquest, Tom Price, Randy Carlyle, Kevin McCarthy, Ted Nolan, Norm Schmidt & Kevin Stevens.
26. Dunc McCallum, Mike McMahon, Syl Apps, Pete Mahovlich, Orest Kindrachuk, Paul Mulvey, Steve Gatzos, Wayne Babych, Mike Blaisdell & Mark Kachowksi.
27. Jim Morrison, Joe Noris, Jim Shires, Hank Nowak, Yves Bergeron, Pete LaFramboise, Mike Corrigan, Jacques Cossette, Rod Schutt, Todd Charlesworth, Gilles Meloche, Scott Bjugstad & Gilbert Delorme.
28. Harvey Bennett, Mario Faubert, Gene Carr, Tom Price, Jim Hamilton, Bob Simpson, Tim Hrynewich, Bruce Crowder, Robert Geale, Steve Gatzos & Dan Frawley.
29. Al Smith, Jim Rutherford, Denis Herron, Andy Brown, Gary Inness, Bob Stumpf, Dunc Wilson, Greg Millen, Michel Dion & Phil Bourque.
30. Les Binkley, Marv Edwards, Cam Newton, Andy Brown, Gary Inness, Bob Taylor, Gordon Laxton, Paul Gardner, Kim Davis, Gary Edwards, Roberto Romano, Steve Guenette & Alain Chevrier.
31. Michel Plasse, Nick Ricci, Vincent Tremblay, Brian Ford, Carl Mokosak, Rich Tabaracci & Tom Barrasso.
32. Dave Hannan, Dave Goertz & Pat Mayer.
33. Tony Feltrin, Bob Simpson, Rocky Saganiuk, Bob Gladney, Doug Bodger, Mike Rowe, Mitch Wilson & Zarley Zalapski.
34. Andre St. Laurent, Tom Thornbury, Greg Tebbutt, Randy Hillier, Ted Nolan, Todd Charlesworth, Lee Giffin & Dwight Mathiasen.
35. Roberto Romano, Warren Young, Darren Lowe, Ron Duguay, Brad Aitken & Tom Barrasso.
36. Jock Callander.
38. Scott Gruhl.
40. Frank Pietrangelo.
44. Rob Brown.
66. Mario Lemieux.
77. Paul Coffey.

SEASON OPENERS

1989-90	Oct. 5	at Boston	Boston	5	Pittsburgh	4	(10-9-4)
1988-89	Oct. 7	at Washington	Pittsburgh	6	Washington	4	(10-8-4)
1987-88	Oct. 8	at NY Rangers	Pittsburgh	4	NY Rangers	4	(9-8-4)
1986-87	Oct. 9	vs Washington	Pittsburgh	5	Washington	4	(9-8-3)
1985-86	Oct. 10	vs Montreal	Montreal	5	Pittsburgh	3	(8-8-3)
1984-85	Oct. 11	at Boston	Boston	4	Pittsburgh	3	(8-7-3)
1983-84	Oct. 4	at St. Louis	St. Louis	5	Pittsburgh	3	(8-6-3)
1982-83	Oct. 5	at New Jersey	Pittsburgh	3	New Jersey	3	(8-5-3)
1981-82	Oct. 6	at St. Louis	St. Louis	6	Pittsburgh	2	(8-5-2)
1980-81	Oct. 9	at Philadelphia	Philadelphia	7	Pittsburgh	4	(8-4-2)
1979-80	Oct. 10	vs Winnipeg	Pittsburgh	4	Winnipeg	2	(8-3-2)
1978-79	Oct. 11	vs Toronto	Toronto	3	Pittsburgh	2	(7-3-2)
1977-78	Oct. 12	vs St. Louis	Pittsburgh	4	St. Louis	2	(7-2-2)
1976-77	Oct. 6	vs Vancouver	Pittsburgh	9	Vancouver	5	(6-2-2)
1975-76	Oct. 7	at Washington	Pittsburgh	4	Washington	2	(5-2-2)
1974-75	Oct. 9	at Minnesota	Pittsburgh	4	Minnesota	2	(4-2-2)
1973-74	Oct. 12	at Atlanta	Pittsburgh	4	Atlanta	3	(3-2-2)
1972-73	Oct. 7	vs Los Angeles	Pittsburgh	4	Los Angeles	2	(2-2-2)
1971-72	Oct. 9	vs Philadelphia	Pittsburgh	3	Philadelphia	2	(1-2-2)
1970-71	Oct. 10	vs Buffalo	Buffalo	2	Pittsburgh	1	(0-2-2)
1969-70	Oct. 11	vs California	Pittsburgh	2	California	2	(0-1-2)
1968-69	Oct. 12	vs Montreal	Pittsburgh	1	Montreal	1	(0-1-1)
1967-68	Oct. 11	vs Montreal	Montreal	2	Pittsburgh	1	(0-1-0)

HOME OPENERS

1989-90	Oct. 10	vs Winnipeg	Pittsburgh	5	Winnipeg	1	(14-7-2)
1988-89	Oct. 11	vs Washington	Pittsburgh	8	Washington	7	(13-7-2)
1987-88	Oct. 13	vs Buffalo	Pittsburgh	8	Buffalo	3	(12-7-2)
1986-87	Oct. 9	vs Washington	Pittsburgh	5	Washington	4	(11-7-2)
1985-86	Oct. 10	vs Montreal	Montreal	5	Pittsburgh	3	(10-7-2)
1984-85	Oct. 17	vs Vancouver	Pittsburgh	4	Vancouver	3	(10-6-2)
1983-84	Oct. 8	vs NY Rangers	NY Rangers	6	Pittsburgh	1	(9-6-2)
1982-83	Oct. 9	vs NY Rangers	NY Rangers	5	Pittsburgh	3	(9-5-2)
1981-82	Oct. 10	vs Quebec	Pittsburgh	2	Quebec	1	(9-4-2)
1980-81	Oct. 11	vs Winnipeg	Pittsburgh	5	Winnipeg	4	(8-4-2)
1979-80	Oct. 10	vs Winnipeg	Pittsburgh	4	Winnipeg	2	(7-4-2)
1978-79	Oct. 11	vs Toronto	Toronto	3	Pittsburgh	2	(6-4-2)
1977-78	Oct. 12	vs St. Louis	Pittsburgh	4	St. Louis	2	(6-3-2)
1976-77	Oct. 6	vs Vancouver	Pittsburgh	9	Vancouver	5	(5-3-2)
1975-76	Oct. 11	vs Washington	Pittsburgh	7	Washington	5	(4-3-2)
1974-75	Oct. 12	vs Detroit	Pittsburgh	7	Detroit	2	(3-3-2)
1973-74	Oct. 13	vs NY Rangers	NY Rangers	8	Pittsburgh	2	(2-3-2)
1972-73	Oct. 7	vs Los Angeles	Pittsburgh	4	Los Angeles	2	(2-2-2)
1971-72	Oct. 9	vs Philadelphia	Pittsburgh	3	Philadelphia	2	(1-2-2)
1970-71	Oct. 10	vs Buffalo	Buffalo	2	Pittsburgh	1	(0-2-2)
1969-70	Oct. 11	vs California	Pittsburgh	2	California	2	(0-1-2)
1968-69	Oct. 12	vs Montreal	Pittsburgh	1	Montreal	1	(0-1-1)
1967-68	Oct. 11	vs Montreal	Montreal	2	Pittsburgh	1	(0-1-0)

AWAY OPENERS

1989-90	Oct. 5	at Boston	Boston	5	Pittsburgh	4	(8-11-4)
1988-89	Oct. 7	at Washington	Pittsburgh	6	Washington	4	(8-10-4)
1987-88	Oct. 8	at NY Rangers	Pittsburgh	4	NY Rangers	4	(7-10-4)
1986-87	Oct. 12	at Chicago	Pittsburgh	4	Chicago	1	(7-10-3)
1985-86	Oct. 16	at Chicago	Pittsburgh	5	Chicago	5	(6-10-3)
1984-85	Oct. 11	at Boston	Boston	4	Pittsburgh	3	(6-10-2)
1983-84	Oct. 4	at St. Louis	St. Louis	5	Pittsburgh	3	(6-9-2)
1982-83	Oct. 5	at New Jersey	Pittsburgh	3	New Jersey	3	(6-8-2)
1981-82	Oct. 6	at St. Louis	St. Louis	6	Pittsburgh	2	(6-8-1)
1980-81	Oct. 9	at Philadelphia	Philadelphia	7	Pittsburgh	4	(6-7-1)
1979-80	Oct. 14	at Boston	Pittsburgh	4	Boston	1	(6-6-1)
1978-79	Oct. 12	at Boston	Boston	8	Pittsburgh	2	(5-6-1)
1977-78	Oct. 14	at Washington	Washington	2	Pittsburgh	1	(5-5-1)
1976-77	Oct. 7	at Montreal	Montreal	10	Pittsburgh	1	(5-4-1)
1975-76	Oct. 7	at Washington	Pittsburgh	4	Washington	2	(5-3-1)
1974-75	Oct. 9	at Minnesota	Pittsburgh	4	Minnesota	2	(4-3-1)
1973-74	Oct. 12	at Atlanta	Pittsburgh	4	Atlanta	3	(3-3-1)
1972-73	Oct. 11	at St. Louis	Pittsburgh	5	St. Louis	2	(2-3-1)
1971-72	Oct. 10	at Buffalo	Buffalo	2	Pittsburgh	1	(1-3-1)
1970-71	Oct. 15	at Minnesota	Minnesota	4	Pittsburgh	2	(1-2-1)
1969-70	Oct. 19	at Boston	Boston	4	Pittsburgh	0	(1-1-1)
1968-69	Oct. 16	at Toronto	Pittsburgh	2	Toronto	2	(1-0-1)
1967-68	Oct. 13	at St. Louis	Pittsburgh	3	St. Louis	1	(1-0-0)

Penguins Playoff History



PITTSBURGH CAREER PLAYOFF SCORING

NAME	GP	G	A	PTS	PIM	PPG	SHG	GWG	OVT
1. Rick Kehoe	37	4	17	21	2	2	0	2	1
2. MARIO LEMIEUX	11	12	7	19	16	7	1	0	0
3. Jean Pronovost	29	9	9	18	12	2	1	1	0
4. George Ferguson	22	4	11	15	13	0	0	1	1
5. PAUL COFFEY	11	2	13	15	31	2	0	1	0
6. Rod Schutt	22	8	6	14	26	1	0	1	0
7. Randy Carlyle	22	6	8	14	41	0	1	0	0
8. Ron Schock	29	2	12	14	23	0	0	0	0
9. Ron Stackhouse	32	5	8	13	38	2	0	0	0
10. Gregg Sheppard	17	4	7	11	2	2	0	0	0
11. Pierre Larouche	15	2	9	11	2	0	0	1	0
12. Lowell MacDonald	15	6	4	10	8	2	0	2	0
13. KEVIN STEVENS	11	3	7	10	16	0	0	0	0
14. Dan Quinn	11	6	3	9	10	4	0	1	0
15. Bob Kelly	15	6	3	9	23	1	0	0	0
16. JOHN CULLEN	11	3	6	9	28	0	0	0	0
17. Colin Campbell	19	2	7	9	51	0	1	1	0
18. ZARLEY ZALAPSKI	11	1	8	9	13	1	0	0	0
19. Michel Briere	10	5	3	8	17	1	0	3	1
20. ROB BROWN	11	5	3	8	22	1	0	3	0
21. Mike Bullard	9	4	4	8	4	1	0	1	0
22. Syl Apps	19	4	4	8	23	2	0	1	0
23. Randy Cunneynworth	11	3	5	8	26	1	0	1	0
24. Greg Malone	18	3	5	8	32	0	0	1	0
25. Peter Lee	19	0	8	8	4	0	0	0	0
26. Ken Schinkel	13	6	1	7	4	1	0	0	0
27. Vic Hadfield	10	5	2	7	11	0	1	0	0
28. Mark Johnson	10	4	3	7	6	2	0	1	0
29. JOCK CALLANDER	10	2	5	7	10	0	0	0	0
30. Paul Gardner	10	2	5	7	10	1	0	0	0
31. Dean Prentice	12	2	5	7	8	1	0	0	0
32. Gary McAdam	12	3	3	6	9	0	0	0	0
33. Chuck Arnason	9	2	4	6	4	1	0	0	0
34. Orest Kindrachuk	7	4	1	5	7	0	0	1	0
35. PHIL BOURQUE	11	4	1	5	66	0	0	1	1
36. Ross Lonsberry	17	2	3	5	13	0	0	1	0
37. Tom Bladon	8	0	5	5	2	0	0	0	0
38. JIM JOHNSON	11	0	5	5	44	0	0	0	0
39. Pat Boulette	5	3	1	4	8	2	0	0	0
40. Nick Harbaruk	14	3	1	4	20	0	0	1	0
41. Mario Faubert	10	2	2	4	6	2	0	0	0
42. Duane Rupp	10	2	2	4	8	0	0	0	0
43. TROY LONEY	11	1	3	4	24	0	0	0	0
44. Dave Burrows	20	1	3	4	16	0	0	1	0
45. Keith McCreary	11	0	4	4	6	0	0	0	0
46. Bob Leiter	4	3	0	3	0	1	0	0	0
47. Jim Hamilton	6	3	0	3	0	1	0	0	0
48. Andre St. Laurent	5	2	1	3	8	0	0	0	0
49. Blair Chapman	10	2	1	3	9	0	0	0	0
50. Wally Boyer	10	1	2	3	0	0	0	1	0
51. Dunc McCallum	10	1	2	3	12	0	0	0	0
52. Bob Woytowich	10	1	2	3	2	0	0	0	0
53. BOB ERREY	11	1	2	3	12	0	0	0	0
54. Greg Hotham	5	0	3	3	6	0	0	0	0
55. Jim Morrison	10	0	3	3	10	0	0	0	0
56. Russ Anderson	10	0	3	3	28	0	0	0	0
57. Bryan Hextall	14	0	3	3	43	0	0	0	0
58. Stan Gilbertson	3	1	1	2	2	0	0	0	0
59. Nick Libett	5	1	1	2	0	1	0	0	0
60. Pat Price	10	1	1	2	49	0	0	0	0
61. Rick MacLeish	5	1	1	2	0	0	0	0	0
62. Kevin McClelland	5	1	1	2	5	0	0	0	0
63. Bob Stewart	5	1	1	2	2	0	0	0	0
64. Darryl Edestrand	4	0	2	2	0	0	0	0	0
65. Greg Polis	4	0	2	2	0	0	0	0	0
66. Glen Sather	10	0	2	2	17	0	0	0	0
67. GORD DINEEN	11	0	2	2	8	0	0	0	0
68. Val Fonteyne	14	0	2	2	2	0	0	0	0
69. Pete LaFramboise	9	1	0	1	0	0	0	0	0
70. Peter Mahovlich	2	0	1	1	0	0	0	0	0

Penguins Playoff History



PITTSBURGH CAREER PLAYOFF SCORING

NAME	GP	G	A	PTS	PIM	PPG	SHG	GWG	OVT
1. Rick Kehoe	37	4	17	21	2	2	0	2	1
2. MARIO LEMIEUX	11	12	7	19	16	7	1	0	0
3. Jean Pronovost	29	9	9	18	12	2	1	1	0
4. George Ferguson	22	4	11	15	13	0	0	1	1
5. PAUL COFFEY	11	2	13	15	31	2	0	1	0
6. Rod Schutt	22	8	6	14	26	1	0	1	0
7. Randy Carlyle	22	6	8	14	41	0	1	0	0
8. Ron Schock	29	2	12	14	23	0	0	0	0
9. Ron Stackhouse	32	5	8	13	38	2	0	0	0
10. Gregg Sheppard	17	4	7	11	2	2	0	0	0
11. Pierre Larouche	15	2	9	11	2	0	0	1	0
12. Lowell MacDonald	15	6	4	10	8	2	0	2	0
13. KEVIN STEVENS	11	3	7	10	16	0	0	0	0
14. Dan Quinn	11	6	3	9	10	4	0	1	0
15. Bob Kelly	15	6	3	9	23	1	0	0	0
16. JOHN CULLEN	11	3	6	9	28	0	0	0	0
17. Colin Campbell	19	2	7	9	51	0	1	1	0
18. ZARLEY ZALAPSKI	11	1	8	9	13	1	0	0	0
19. Michel Briere	10	5	3	8	17	1	0	3	1
20. ROB BROWN	11	5	3	8	22	1	0	3	0
21. Mike Bullard	9	4	4	8	4	1	0	1	0
22. Syl Apps	19	4	4	8	23	2	0	1	0
23. Randy Cunneynworth	11	3	5	8	26	1	0	1	0
24. Greg Malone	18	3	5	8	32	0	0	1	0
25. Peter Lee	19	0	8	8	4	0	0	0	0
26. Ken Schinkel	13	6	1	7	4	1	0	0	0
27. Vic Hadfield	10	5	2	7	11	0	1	0	0
28. Mark Johnson	10	4	3	7	6	2	0	1	0
29. JOCK CALLANDER	10	2	5	7	10	0	0	0	0
30. Paul Gardner	10	2	5	7	10	1	0	0	0
31. Dean Prentice	12	2	5	7	8	1	0	0	0
32. Gary McAdam	12	3	3	6	9	0	0	0	0
33. Chuck Arnason	9	2	4	6	4	1	0	0	0
34. Orest Kindrachuk	7	4	1	5	7	0	0	1	0
35. PHIL BOURQUE	11	4	1	5	66	0	0	1	1
36. Ross Lonsberry	17	2	3	5	13	0	0	1	0
37. Tom Bladon	8	0	5	5	2	0	0	0	0
38. JIM JOHNSON	11	0	5	5	44	0	0	0	0
39. Pat Boutette	5	3	1	4	8	2	0	0	0
40. Nick Harbaruk	14	3	1	4	20	0	0	1	0
41. Mario Faubert	10	2	2	4	6	2	0	0	0
42. Duane Rupp	10	2	2	4	8	0	0	0	0
43. TROY LONEY	11	1	3	4	24	0	0	0	0
44. Dave Burrows	20	1	3	4	16	0	0	1	0
45. Keith McCreary	11	0	4	4	6	0	0	0	0
46. Bob Leiter	4	3	0	3	0	1	0	0	0
47. Jim Hamilton	6	3	0	3	0	1	0	0	0
48. Andre St. Laurent	5	2	1	3	8	0	0	0	0
49. Blair Chapman	10	2	1	3	9	0	0	0	0
50. Wally Boyer	10	1	2	3	0	0	0	1	0
51. Dunc McCallum	10	1	2	3	12	0	0	0	0
52. Bob Woytowich	10	1	2	3	2	0	0	0	0
53. BOB ERREY	11	1	2	3	12	0	0	0	0
54. Greg Hotham	5	0	3	3	6	0	0	0	0
55. Jim Morrison	8	0	3	3	10	0	0	0	0
56. Russ Anderson	10	0	3	3	28	0	0	0	0
57. Bryan Hextall	14	0	3	3	43	0	0	0	0
58. Stan Gilbertson	3	1	1	2	2	0	0	0	0
59. Nick Libett	5	1	1	2	0	1	0	0	0
60. Pat Price	10	1	1	2	49	0	0	0	0
61. Rick MacLeish	5	1	1	2	0	0	0	0	0
62. Kevin McClelland	5	1	1	2	5	0	0	0	0
63. Bob Stewart	5	1	1	2	2	0	0	0	0
64. Darryl Edestrand	4	0	2	2	0	0	0	0	0
65. Greg Polis	4	0	2	2	0	0	0	0	0
66. Glen Sather	10	0	2	2	17	0	0	0	0
67. GORD DINEEN	11	0	2	2	8	0	0	0	0
68. Val Fonteyne	14	0	2	2	2	0	0	0	0
69. Pete LaFramboise	9	1	0	1	0	0	0	0	0
70. Peter Mahovich	2	0	1	1	0	0	0	0	0

PITTSBURGH CAREER PLAYOFF SCORING

NAME	GP	G	A	PTS	PIM	PPG	SHG	GWG	OVT
71. Don Awrey	3	0	1	1	0	0	0	0	0
72. Wayne Bianchin	3	0	1	1	6	0	0	0	0
73. Jacques Cossette	3	0	1	1	4	0	0	0	0
74. Dave McLlwain	3	0	1	1	0	0	0	0	0
75. Ed Van Impe	3	0	1	1	2	0	0	0	0
76. Tim Horton	4	0	1	1	2	0	0	0	0
77. Al McDonough	4	0	1	1	0	0	0	0	0
78. Eddie Shack	4	0	1	1	15	0	0	0	0
79. Gary Rissling	5	0	1	1	4	0	0	0	0
80. Barry Wilkins	6	0	1	1	4	0	0	0	0
81. Marc Chorney	7	0	1	1	2	0	0	0	0
82. Bob Paradise	7	0	1	1	17	0	0	0	0
83. Bob McManama	8	0	1	1	6	0	0	0	0
84. Dennis Owchar	8	0	1	1	6	0	0	0	0
85. Dave Hannan	8	0	1	1	4	0	0	0	0
86. RANDY HILLIER	9	0	1	1	49	0	0	0	0
87. Paul Baxter	10	0	1	1	42	0	0	0	0
88. Tracy Pratt	10	0	1	1	51	0	0	0	0
89. TOM BARRASSO	11	0	1	1	8	0	0	0	0
90. Steve Dykstra	1	0	0	0	2	0	0	0	0
91. Paul Marshall	1	0	0	0	0	0	0	0	0
92. Steve Gatzos	1	0	0	0	0	0	0	0	0
93. WENDELL YOUNG	1	0	0	0	0	0	0	0	0
94. Richard Zemlak	1	0	0	0	10	0	0	0	0
95. Mike Corrigan	2	0	0	0	0	0	0	0	0
96. CHRIS DAHLQUIST	2	0	0	0	0	0	0	0	0
97. Bob Simpson	2	0	0	0	0	0	0	0	0
98. Lex Hudson	2	0	0	0	0	0	0	0	0
99. Larry Bignell	3	0	0	0	2	0	0	0	0
100. Randy Boyd	3	0	0	0	11	0	0	0	0
101. Kim Clackson	3	0	0	0	37	0	0	0	0
102. Al Smith	3	0	0	0	0	0	0	0	0
103. Simon Nolet	3	0	0	0	0	0	0	0	0
104. Michel Plasse	3	0	0	0	0	0	0	0	0
105. Steve Cardwell	4	0	0	0	2	0	0	0	0
106. Kim Davis	4	0	0	0	0	0	0	0	0
107. Pat Graham	4	0	0	0	2	0	0	0	0
108. Jim Rutherford	4	0	0	0	0	0	0	0	0
109. Dale Tallon	4	0	0	0	4	0	0	0	0
110. Michel Dion	5	0	0	0	0	0	0	0	0
111. Pat Hughes	5	0	0	0	21	0	0	0	0
112. Les Binkley	7	0	0	0	0	0	0	0	0
113. Bob Blackburn	7	0	0	0	4	0	0	0	0
114. JAY CAUFIELD	9	0	0	0	28	0	0	0	0
115. Gary Inness	9	0	0	0	2	0	0	0	0
116. ROD BUSKAS	10	0	0	0	23	0	0	0	0
117. Denis Herron	10	0	0	0	5	0	0	0	0
118. Greg Millen	10	0	0	0	0	0	0	0	0
119. Lew Morrison	13	0	0	0	0	0	0	0	0
120. Bryan Watson	14	0	0	0	38	0	0	0	0
Bench					16				
TOTAL	62	178	294	472	14009	45	5	28	4

PLAYOFF GOALENDING

NAME	GP	MP	GF	GA	ENG	SO	SAVES	AVG	W-L
WENDELL YOUNG	1	39	1	1	0	0	10	1.54	0-0
Les Binkley	7	428	18	15	0	0	183	2.10	5-2
Gary Inness	9	540	27	24	3	0	271	2.67	5-4
Michel Plasse	3	180	3	8	0	1	85	2.67	1-2
Al Smith	3	180	5	10	0	0	79	3.33	1-2
Denis Herron	10	601	26	35	3	0	300	3.49	3-7
Jim Rutherford	4	240	8	14	0	0	131	3.50	0-4
TOM BARRASSO	11	631	42	40	1	0	348	3.80	7-4
Greg Millen	10	625	35	40	1	0	297	3.84	4-6
Michel Dion	5	310	13	22	0	0	161	4.26	2-3
TOTAL	62	3776	178	210	8	1	1865	3.34	28-34

KEY: **BOLD FACE** = Players still in the Pittsburgh organization

PENGUINS PLAYOFF RESULTS

DATE	CITY	RESULTS	WINNING GOAL	WINNING GOALIE	
1989 - DIVISION SEMI-FINALS - (Won by Pittsburgh 4-0)					
Wed.	Apr. 5	Pittsburgh	Pittsburgh 3-1	Coffey	Barrasso
Thu.	Apr. 6	Pittsburgh	Pittsburgh 7-4	Cunneymworth	Barrasso
Sat.	Apr. 8	NY Rangers	Pittsburgh 5-3	Quinn	Barrasso
Sun.	Apr. 9	NY Rangers	Pittsburgh 4-3	Brown	Barrasso
1989 - DIVISION FINALS - (Won by Philadelphia 4-3)					
Mon.	Apr. 17	Pittsburgh	Pittsburgh 4-3	Brown	Barrasso
Wed.	Apr. 19	Pittsburgh	Philadelphia 4-2	Kerr	Hextall
Fri.	Apr. 21	Philadelphia	Pittsburgh 4-3 (OT)	Bourque	Barrasso
Sun.	Apr. 23	Philadelphia	Philadelphia 4-1	Kerr	Hextall
Tue.	Apr. 25	Pittsburgh	Pittsburgh 10-7	Brown	Barrasso
Thu.	Apr. 27	Philadelphia	Philadelphia 6-2	Smith	Hextall
Sat.	Apr. 29	Pittsburgh	Philadelphia 4-1	Poulin	Wreggett
1982 - PRELIMINARY ROUND - (Won by NY Islanders 3-2)					
Wed.	Apr. 7	NY Islanders	NY Islanders 8-1	Gillies	Smith
Thu.	Apr. 8	NY Islanders	NY Islanders 4-2	Goring	Smith
Sat.	Apr. 10	Pittsburgh	Pittsburgh 2-1 (OT)	Kehoe	Dion
Sun.	Apr. 11	Pittsburgh	Pittsburgh 5-2	Kehoe	Dion
Tue.	Apr. 13	NY Islanders	NY Islanders 4-3 (OT)	Tonelli	Smith
1981 - PRELIMINARY ROUND - (Won by St. Louis Blues 3-2)					
Wed.	Apr. 8	St. Louis	St. Louis 4-2	Petterson	Liut
Thu.	Apr. 9	St. Louis	Pittsburgh 6-4	Schutt	Millen
Sat.	Apr. 11	Pittsburgh	St. Louis 5-4	Federko	Liut
Sun.	Apr. 12	Pittsburgh	Pittsburgh 6-3	Bullard	Millen
Tue.	Apr. 14	St. Louis	St. Louis 4-3 (2 OT)	Crombeen	Liut
1980 - PRELIMINARY ROUND - (Won by Boston Bruins 3-2)					
Tue.	Apr. 8	Boston	Pittsburgh 4-2	Johnson	Millen
Thu.	Apr. 10	Boston	Boston 4-1	Marcotte	Cheevers
Sat.	Apr. 12	Pittsburgh	Pittsburgh 4-1	Lonsberry	Millen
Sun.	Apr. 13	Pittsburgh	Boston 8-3	McNab	Cheevers
Mon.	Apr. 14	Boston	Boston 6-2	Foster	Cheevers
1979 - QUARTER-FINALS - (Won by Boston Bruins 4-0)					
Mon.	Apr. 16	Boston	Boston 6-2	Milbury	Cheevers
Wed.	Apr. 18	Boston	Boston 4-3	Miller	Cheevers
Sat.	Apr. 21	Pittsburgh	Boston 2-1	Middleton	Cheevers
Sun.	Apr. 22	Pittsburgh	Boston 4-1	Ratelle	Cheevers
1979 - PRELIMINARY ROUND - (Won by Pittsburgh 2-1)					
Tue.	Apr. 10	Buffalo	Pittsburgh 4-3	Kindrachuk	Herron
Thu.	Apr. 12	Pittsburgh	Buffalo 3-1	Richard	Sauve
Sat.	Apr. 14	Buffalo	Pittsburgh 4-3 (OT)	Ferguson	Herron
1977 - PRELIMINARY ROUND - (Won by Toronto Maple Leafs 2-1)					
Tue.	Apr. 5	Pittsburgh	Toronto 4-2	Williams	Thomas
Thu.	Apr. 7	Toronto	Pittsburgh 6-4	Malone	Herron
Sat.	Apr. 9	Pittsburgh	Toronto 5-2	McDonald	Palmateer
1976 - PRELIMINARY ROUND - (Won by Toronto Maple Leafs 2-1)					
Tue.	Apr. 6	Toronto	Toronto 4-1	McDonald	Thomas
Thu.	Apr. 8	Pittsburgh	Pittsburgh 2-0	MacDonald	Plasse
Fri.	Apr. 9	Toronto	Toronto 4-0	McKenney	Thomas
1975 - QUARTER-FINALS - (Won by NY Islanders 4-3)					
Sun.	Apr. 13	Pittsburgh	Pittsburgh 5-4	Burrows	Inness
Tue.	Apr. 15	Pittsburgh	Pittsburgh 3-1	MacDonald	Inness
Thu.	Apr. 17	NY Islanders	Pittsburgh 6-4	Apps	Inness
Sun.	Apr. 20	NY Islanders	NY Islanders 3-1	Gillies	Resch
Tue.	Apr. 22	Pittsburgh	NY Islanders 4-2	Westfall	Resch
Thu.	Apr. 24	NY Islanders	NY Islanders 4-1	Howatt	Resch
Sat.	Apr. 26	Pittsburgh	NY Islanders 1-0	Westfall	Resch
1975 - PRELIMINARY ROUND - (Won by Pittsburgh 4-3)					
Tue.	Apr. 8	Pittsburgh	Pittsburgh 4-3	Larouche	Inness
Thu.	Apr. 10	St. Louis	Pittsburgh 5-3	Campbell	Inness

PENGUINS PLAYOFF RESULTS

DATE	CITY	RESULTS	WINNING GOAL	WINNING GOALIE
1972 - QUARTER-FINALS - (Won by Chicago Blackhawks 4-0)				
Wed.	Apr. 5	Chicago	Chicago 3-1	Pappin
Thu.	Apr. 6	Chicago	Chicago 3-2	Maki
Sat.	Apr. 8	Pittsburgh	Chicago 2-0	Bordeleau
Sun.	Apr. 9	Pittsburgh	Chicago 6-5 (OT)	Martin
1970 - SEMI-FINALS - (Won by St. Louis Blues 4-2)				
Sun.	Apr. 19	St. Louis	St. Louis 3-1	Goyette
Tue.	Apr. 21	St. Louis	St. Louis 4-1	Keenan
Thu.	Apr. 23	Pittsburgh	Pittsburgh 3-2	Briere
Sun.	Apr. 26	Pittsburgh	Pittsburgh 2-1	Briere
Tue.	Apr. 28	St. Louis	St. Louis 5-0	St. Marseille
Thu.	Apr. 30	Pittsburgh	St. Louis 4-3	Keenan
1970 - QUARTER-FINALS - (Won by Pittsburgh 4-0)				
Wed.	Apr. 8	Pittsburgh	Pittsburgh 2-1	Harbaruk
Thu.	Apr. 9	Pittsburgh	Pittsburgh 3-1	Boyer
Sat.	Apr. 11	Oakland	Pittsburgh 5-2	Pronovost
Sun.	Apr. 12	Oakland	Pittsburgh 3-2 (OT)	Briere

PITTSBURGH PENGUINS GENERAL MANAGERS

1. Jack Riley	October 1967 to May 1970
2. Red Kelly	May 1970 to January 29, 1972
3. Jack Riley	January 29, 1972 to January 13, 1974
4. Jack Button	January 13, 1974 to July 1975
5. Wren Blair	July 1975 to December 3, 1976
6. Baz Bastien	December 3, 1976 to March 15, 1983
7. Ed Johnston	May 27, 1983 to April 14, 1988
8. Tony Esposito	April 14, 1988 to December 5, 1989
9. Craig Patrick	December 5, 1989 to present

PENGUINS PLAYOFF RECORDS

PLAYOFF RECORDS - SERIES

Most Goals, Both Teams:

2-Game Series	15 - (1975) Pittsburgh 9, St. Louis 6
3-Game Series	23 - (1977) Toronto 13, Pittsburgh 10
4-Game Series	30 - (1989) Pittsburgh 19, NY Rangers 11
5-Game Series	41 - (1981) Pittsburgh 21, St. Louis 20
6-Game Series	29 - (1970) St. Louis 19, Pittsburgh 10
7-Game Series	45 - (1989) Philadelphia 31, Pittsburgh 24

Most Goals, Pittsburgh:

2-Game Series	9 - (1975) vs St. Louis
3-Game Series	10 - (1977) vs Toronto
4-Game Series	19 - (1989) vs NY Rangers
5-Game Series	21 - (1981) vs St. Louis
6-Game Series	10 - (1970) vs St. Louis
7-Game Series	24 - (1989) vs Philadelphia

Most Goals, Opponents:

2-Game Series	6 - (1975) by St. Louis
3-Game Series	13 - (1977) by Toronto
4-Game Series	16 - (1979) by Boston
5-Game Series	22 - (1982) by NY Islanders
6-Game Series	19 - (1970) by St. Louis
7-Game Series	31 - (1989) by Philadelphia

Fewest Goals, Both Teams:

2-Game Series	15 - (1975) Pittsburgh 9, St. Louis 6
3-Game Series	11 - (1976) Toronto 8, Pittsburgh 3
4-Game Series	19 - (1970) Pittsburgh 13, Oakland 6
5-Game Series	35 - (1982) NY Islanders 22, Pittsburgh 13
6-Game Series	29 - (1970) St. Louis 19, Pittsburgh 10
7-Game Series	39 - (1975) NY Islanders 21, Pittsburgh 18

Fewest Goals, Pittsburgh:

2-Game Series	9 - (1975) vs St. Louis
3-Game Series	3 - (1976) vs Toronto
4-Game Series	7 - (1979) vs Boston
5-Game Series	13 - (1982) vs NY Islanders
6-Game Series	10 - (1970) vs St. Louis
7-Game Series	18 - (1975) vs NY Islanders

Fewest Goals, Opponents:

2-Game Series	6 - (1975) by St. Louis
3-Game Series	8 - (1976) by Toronto
4-Game Series	6 - (1970) by Oakland
5-Game Series	20 - (1981) by St. Louis
6-Game Series	19 - (1970) by St. Louis
7-Game Series	21 - (1975) by NY Islanders

PENALTY RECORDS - SERIES

Most Penalties:

Both Teams:	180 - (1989) Pittsburgh 85, Philadelphia 95
Pittsburgh:	85 - (1989) vs Philadelphia
Opponent:	95 - (1989) by Philadelphia

Fewest Penalties:

Both Teams:	24 - (1975) Pittsburgh 9, St. Louis 15
Pittsburgh:	9 - (1975) vs St. Louis
Opponent:	15 - (1975) by St. Louis

Most Penalty Minutes:

Both Teams:	512 - (1989) Pittsburgh 242, Philadelphia 270
Pittsburgh:	242 - (1989) vs Philadelphia
Opponent:	270 - (1989) by Philadelphia

Fewest Penalty Minutes:

Both Teams:	61 - (1976) Pittsburgh 25, Toronto 36
Pittsburgh:	18 - (1975) vs St. Louis
Opponent:	36 - (1976) by Toronto

PENGUINS PLAYOFF RECORDS

PLAYOFF RECORDS - GAME

Most Goals:

Both Teams, Home:	17 - (Apr. 25, 1989) 10-7 win vs Philadelphia
Both Teams, Road:	10 - (Apr. 17, 1975) 6-4 win at NY Islanders
	10 - (Apr. 7, 1977) 6-4 win at Toronto
	10 - (Apr. 9, 1981) 6-4 win at St. Louis
Pittsburgh, Home:	10 - (Apr. 25, 1989) 10-7 win vs Philadelphia
Pittsburgh, Road:	6 - (Apr. 17, 1975) 6-4 win at NY Islanders
	6 - (Apr. 7, 1977) 6-4 win at Toronto
	6 - (Apr. 9, 1981) 6-4 win at St. Louis
Opponent, Home:	8 - (Apr. 13, 1980) 8-3 loss vs Boston
Opponent, Road:	8 - (Apr. 7, 1982) 8-1 loss vs NY Islanders

Fewest Goals:

Both Teams, Home:	1 - (Apr. 1, 1975) 1-0 loss vs NY Islanders
Both Teams, Road:	4 - (Apr. 19, 1970) 3-1 loss at St. Louis
	4 - (Apr. 5, 1972) 3-1 loss at Chicago
	4 - (Apr. 20, 1975) 3-1 loss at NYI
	4 - (Apr. 9, 1976) 4-0 loss at Toronto
Pittsburgh, Home:	0 - (Apr. 8, 1972) 2-0 loss vs Chicago
	0 - (Apr. 26, 1975) 1-0 loss vs NYI
Pittsburgh, Road:	0 - (Apr. 28, 1970) 5-0 loss at St. Louis
	0 - (Apr. 9, 1976) 4-0 loss at Toronto
Opponent, Home:	0 - (Apr. 8, 1976) 2-0 win vs Toronto
Opponent, Road:	2 - (Apr. 11, 1970) 5-2 win at Oakland
	2 - (Apr. 12, 1970) 3-2 win at Oakland (OT)

Most Shots:

Pittsburgh:	49 - (Apr. 26, 1970) vs St. Louis
Pittsburgh (OT Game):	51 - (Apr. 14, 1981) at St. Louis
Opponent:	49 - (Apr. 9, 1989) at NY Rangers
Opponent (OT Game):	52 - (Apr. 14, 1981) at St. Louis

Most Saves:

Pittsburgh:	46 - (Apr. 9, 1989) at NY Rangers
Pittsburgh (OT Game):	48 - (Apr. 14, 1981) at St. Louis
Opponent:	49 - (Apr. 26, 1970) by St. Louis

Fewest Shots:

Pittsburgh:	17 - (Apr. 10, 1980) at Boston
Opponent:	16 - (Apr. 23, 1970) by St. Louis

Fewest Saves:

Pittsburgh:	14 - (Apr. 23, 1970) vs St. Louis
Opponent:	16 - (Apr. 10, 1980) at Boston

PENALTY RECORDS - GAME

Most Penalties:

Both Team, Home:	48 - (Apr. 6, 1989) Pittsburgh 25, NYR 23
Both Teams, Road:	34 - (Apr. 8, 1989) Pittsburgh 19, NYR 15
Pittsburgh:	25 - (Apr. 6, 1989) vs NY Rangers
Opponent:	23 - (Apr. 6, 1989) by NY Rangers

Fewest Penalties:

Both Teams, Home:	8 - (Apr. 26, 1970) Pittsburgh 4, St. Louis 4
	8 - (Apr. 5, 1977) Pittsburgh 3, Toronto 5
Both Teams, Road:	7 - (Apr. 17, 1975) Pittsburgh 4, NYI 3
	7 - (Apr. 9, 1976) Pittsburgh 3, Toronto 4
Pittsburgh:	3 - (Three times - last time - Apr. 22, 1979)
Opponent:	3 - (Four times - last time - Apr. 21, 1979)

Most Penalty Minutes:

Both Teams, Home:	125 - (Apr. 25, 1989) Pittsburgh 46, Phil. 79
Both Teams, Road:	149 - (Apr. 19, 1970) Pittsburgh 83, St. Louis 66
Pittsburgh:	83 - (Apr. 19, 1970) at St. Louis
Opponent:	79 - (Apr. 25, 1989) by Philadelphia

PENGUINS PLAYOFF RECORDS

Fewest Penalty Minutes:

Both Teams, Home: 17 - (Apr. 9, 1976) Pittsburgh 6, Toronto 11
Both Teams, Road: 14 - (Apr. 17, 1975) Pittsburgh 8, NYI 6
Pittsburgh: 6 - (Apr. 9, 1976) at Toronto
Opponent: 6 - (Apr. 17, 1975) by NY Islanders

PLAYOFF RECORDS - PERIOD**Most Goals:**

Both Teams, Home: 7 - (Apr. 6, 1989) Pittsburgh 5, NY Rangers 2
7 - (Apr. 25, 1989) Pittsburgh 6, Phil. 1
Both Teams, Road: 6 - (Apr. 17, 1975) Pittsburgh 3, NYI 3
Pittsburgh, Home: 6 - (Apr. 25, 1989) vs Philadelphia
Pittsburgh, Road: 4 - (Apr. 9, 1981) at St. Louis
Opponent, Home: 5 - (Apr. 13, 1980) by Boston
Opponent, Road: 4 - (Apr. 8, 1982) by NY Islanders

Most Shots:

Pittsburgh: 21 - (Apr. 15, 1975) vs NY Islanders
Opponent: 22 - (Apr. 10, 1980) at Boston

Most Saves:

Pittsburgh: 19 - (Three times - last time - Apr. 9, 1989)
Opponent: 21 - (Apr. 15, 1975) by NY Islanders

Fewest Shots:

Pittsburgh: 3 - (Four times - last time - Apr. 27, 1989)
Opponent: 3 - (Apr. 22, 1975) by NY Islanders

Fewest Saves:

Pittsburgh: 3 - (Apr. 22, 1975) vs NY Islanders
Opponent: 2 - (Two Times - last time - Apr. 14, 1979)

PENALTY RECORDS - PERIOD**Most Penalties:**

Both Teams, Home: 24 - (Apr. 6, 1989) vs NY Rangers
Both Teams, Road: 18 - (Apr. 8, 1989) at NY Rangers
Pittsburgh: 12 - (Apr. 6, 1989) vs NY Rangers
Opponent: 13 - (Apr. 25, 1989) by Philadelphia

Most Penalty Minutes:

Both Teams, Home: 84 - (Apr. 25, 1989) Pittsburgh 33, Phil. 51
Both Teams, Road: 80 - (Apr. 19, 1970) Pittsburgh 40, St. Louis 40
Pittsburgh, Home: 33 - (Apr. 25, 1989) vs Philadelphia
Pittsburgh, Road: 40 - (Apr. 19, 1970) at St. Louis
Opponent, Home: 51 - (Apr. 25, 1989) by Philadelphia
Opponent, Road: 40 - (Apr. 19, 1970) by St. Louis
40 - (Apr. 8, 1989) by NY Rangers

**INDIVIDUAL RECORDS
ALL-TIME****Most Games Played:**

37 - Rick Kehoe
32 - Ron Stackhouse

Most Goals:

12 - Mario Lemieux
9 - Jean Pronovost

Most Assists:

17 - Rick Kehoe
13 - Paul Coffey

Most Points:

21 - Rick Kehoe
19 - Mario Lemieux

Most Penalty Minutes:

66 - Phil Bourque
51 - Tracy Pratt
51 - Colin Campbell

Most Minutes Played, Goalie:

631 - Tom Barrasso

Most Games Played, Goalie:

11 - Tom Barrasso

Most Wins, Goalie:

7 - Tom Barrasso

Best Goals-Against Average:

2.10 - Les Binkley

PENGUINS PLAYOFF RECORDS

ONE PLAYOFF YEAR

Most Goals:

- 12 - Mario Lemieux (1989)
- 6 - Dan Quinn (1989)
- 5 - Rob Brown (1989)
- 5 - Michel Briere (1970)
- 5 - Bob Kelly (1975)

Most Assists:

- 13 - Paul Coffey (1989)
- 8 - Zarley Zalapski (1989)
- 7 - Mario Lemieux (1989)
- 7 - Kevin Stevens (1989)

Most Power-Play Goals:

- 7 - Mario Lemieux (1989)
- 4 - Dan Quinn (1989)

Most Game-Winning Goals:

- 3 - Rob Brown (1989)
- 3 - Michel Briere (1970)

Most Shots on Goal:

- 48 - Paul Coffey (1989)
- 42 - Michel Briere (1970)
- 41 - Mario Lemieux (1989)

Longest Goal-Scoring Streak:

- 6 - Mario Lemieux (6 goals)
(4/6 to 4/21/89)

Longest Point-Scoring Streak:

- 7 - Mario Lemieux [10 pts. (6 + 4)]
(4/5 to 4/21/89)
- 6 - Zarley Zalapski (8 assists)
(4/17 to 4/27/89)

Most Points:

- 19 - Mario Lemieux (1989)
- 15 - Paul Coffey (1989)
- 10 - Kevin Stevens (1989)
- 9 - Dan Quinn (1989)
- 9 - John Cullen (1989)
- 9 - Zarley Zalapski (1989)
- 9 - Randy Carlyle (1981)

Most Penalty Minutes:

- 66 - Phil Bourque (1989)
- 51 - Tracy Pratt (1970)
- 49 - Randy Hillier (1989)
- 44 - Jim Johnson (1989)

Most Goals, Defenseman:

- 4 - Randy Carlyle (1981)

Most Assists, Defenseman:

- 13 - Paul Coffey (1989)

Most Points, Defenseman:

- 15 - Paul Coffey (1989) (2-13)

Most Saves by Goaltender:

- 349 - Tom Barrasso (1989)
- 271 - Gary Inness (1975)

Longest Assist-Scoring Streak:

- 6 - Zarley Zalapski (8 assists)
(4/17 to 4/27/89)
- 5 - Ron Stackhouse (6 assists)
(4/8 to 4/17/75)
- 5 - Paul Gardner (5 assists)
(4/7 to 4/13/82)

ONE PLAYOFF SERIES

Most Goals:

- 9 - Mario Lemieux (1989) vs Philadelphia

Most Assists:

- 8 - Zarley Zalapski (1989) vs Philadelphia
- 7 - Paul Coffey (1989) vs NY Rangers

Most Points:

- 14 - Mario Lemieux (1989) vs Philadelphia (9 + 5)
- 9 - Paul Coffey (1989) vs NY Rangers (2 + 7)
- 9 - Randy Carlyle (1981) vs NY Islanders (4 + 5)

Most Penalty Minutes:

- 43 - Tracy Pratt (1970) vs St. Louis
- 43 - Randy Hillier (1989) vs NY Rangers

ONE PLAYOFF GAME

Most Goals:

- 5 - Mario Lemieux (Apr. 25, 1989) vs Phil.*

Most Assists:

- 3 - Ken Schinkel (Apr. 11, 1970) at Oakland
- 4 - Paul Coffey (Apr. 25, 1989) vs Philadelphia
- 3 - Dean Prentice (Apr. 11, 1970) at Oakland
- 3 - George Ferguson (Apr. 12, 1981) vs St. Louis
- 8 - Mario Lemieux (Apr. 25, 1989) vs Phil. (5-3)*
- 4 - Paul Coffey (Apr. 25, 1989) vs Phil. (0-4)

Most Shots:

- 11 - Paul Coffey (Apr. 19, 1989) vs Philadelphia

Most Penalties:

- 8 - Kim Clackson (Apr. 13, 1980) at Boston

Most Penalties Minutes:

- 32 - Tracy Pratt (Apr. 19, 1970) at St. Louis

Most Saves:

- 46 - Tom Barrasso (Apr. 9, 1989) at NY Rangers

Most Saves (OT Game):

- 48 - Greg Millen (Apr. 14, 1981) at St. Louis

ONE PLAYOFF PERIOD

Most Goals:

- 4 - Mario Lemieux (Apr. 25, 1989) vs Phil.*

Most Assists:

- 3 - Mario Lemieux (Apr. 25, 1989) vs Phil.

Most Points:

- 4 - Mario Lemieux (Apr. 25, 1989) vs Phil. (4-0)
- 3 - George Ferguson (Apr. 9, 1981) at St. Louis (1-2)
- 6 - Mario Lemieux (Apr. 25, 1989) vs Phil.

Most Shots:

- 6 - Kim Clackson (Apr. 13, 1980) at Boston

Most Penalties:

- 26 - Kim Clackson (Apr. 13, 1980) at Boston

Most Penalty Minutes:

- 19 - Greg Millen (Apr. 10, 1980) at Boston

Most Saves:

- 19 - Greg Millen (Apr. 8, 1981) at St. Louis
- 19 - Tom Barrasso (Apr. 9, 1989) at NY Rangers

1990 NHL STANLEY CUP PLAYOFFS

DIVISION SEMI-FINALS

WALES CONFERENCE

ADAMS DIVISION

SERIES "A" (BOSTON won 4-3)

Thu. Apr. 5	HARTFORD 4 (SIDORKIEWICZ) at Boston 3 (Lemelin)	Ladouceur
Sat. Apr. 7	Hartford 1 (Sidorkiewicz) at BOSTON 3 (MOOG)	Galley
Mon. Apr. 9	Boston 3 (Moog) at HARTFORD 5 (SIDORKIEWICZ)	Verbeek
Wed. Apr. 11	BOSTON 6 (MOOG) at Hartford 3 (Sidorkiewicz)	Poulin
Fri. Apr. 13	Hartford 2 (Sidorkiewicz) at BOSTON 3 (MOOG)	Neely
Sun. Apr. 15	Boston 2 (Moog) at HARTFORD 3 (SIDORKIEWICZ)	Dineen*
Tue. Apr. 17	Hartford 1 (Sidorkiewicz) at BOSTON 3 (MOOG)	Janney

*Kevin Dineen scored at 12:30 of overtime

SERIES "B" (MONTREAL won 4-2)

Thu. Apr. 5	Montreal 1 (Roy) at BUFFALO 4 (PUPPA)	Vaive
Sat. Apr. 7	MONTREAL 3 (ROY) at Buffalo 0 (Puppa)	Naslund
Mon. Apr. 9	Buffalo 1 (Puppa) at MONTREAL 2 (ROY)	Skrudland*
Wed. Apr. 11	BUFFALO 4 (PUPPA) at Montreal 2 (Roy)	Turgeon
Fri. Apr. 13	MONTREAL 4 (ROY) at Buffalo 2 (Puppa)	Richer
Sun. Apr. 15	Buffalo 2 (Puppa) at MONTREAL 5 (ROY)	Lemieux

*Brian Skrudland scored at 12:35 of overtime

PATRICK DIVISION

SERIES "C" (NY RANGERS won 4-1)

Thu. Apr. 5	NY Islanders 1 (Fitzpatrick) at NYR 2 (RICHTER)	Janssens
Sat. Apr. 7	NY Islanders 2 (Fitzpatrick) at NYR 5 (RICHTER)	Patrick
Mon. Apr. 9	NY Rangers 3 (Vanbiesbrouck) at NY1 4 (HEALY)	Sutter*
Wed. Apr. 11	NYR 6 (VANBIESBROUCK) at NY Islanders 1 (Healy)	Turcotte
Fri. Apr. 13	NY Islanders 5 (Healy) at NYR 6 (RICHTER)	Gartner

*Brent Sutter scored at 20:59 of overtime

SERIES "D" (WASHINGTON won 4-2)

Thu. Apr. 5	WASHINGTON 5 (LIUT) at New Jersey 4 (Burke)	Ciccarelli*
Sat. Apr. 7	Washington 5 (Beaupre) at NEW JERSEY 6 (TERRERI)	Stastny
Mon. Apr. 9	NEW JERSEY 2 (TERRERI) at Washington 1 (Liut)	Shanahan
Wed. Apr. 11	New Jersey 1 (Burke) at WASHINGTON 3 (BEAUPRE)	Druce
Fri. Apr. 13	WASHINGTON 4 (BEAUPRE) at New Jersey 3 (Terrer)	Courtshall
Sun. Apr. 15	New Jersey 2 (Terrer) at WASHINGTON 3 (BEAUPRE)	Druce

*Dino Ciccarelli scored at 5:34 of overtime

CAMPBELL CONFERENCE

NORRIS DIVISION

SERIES "E" (CHICAGO won 4-3)

Wed. Apr. 4	MINNESOTA 2 (CASEY) at Chicago 1 (Millen)	Bellows
Fri. Apr. 6	Minnesota 3 (Casey) at CHICAGO 5 (BELFOUR)	Thomas
Sun. Apr. 8	CHICAGO 2 (MILLEN) at Minnesota 1 (Casey)	Presley
Tue. Apr. 10	Chicago 0 (Millen) at MINNESOTA 4 (CASEY)	Barber
Thu. Apr. 12	Minnesota 1 (Casey) at CHICAGO 5 (MILLEN)	Savard
Sat. Apr. 14	Chicago 3 (Belfour) at MINNESOTA 5 (CASEY)	Murphy
Mon. Apr. 16	Minnesota 2 (Casey) at CHICAGO 5 (MILLEN)	Roenick

SERIES "F" (ST. LOUIS won 4-1)

Wed. Apr. 4	Toronto 2 (Bester) at ST. LOUIS 4 (JOSEPH)	Brown
Fri. Apr. 6	Toronto 2 (Bester) at ST. LOUIS 4 (JOSEPH)	Sutter
Sun. Apr. 8	ST. LOUIS 6 (JOSEPH) at Toronto 5 (Bester)	Momesso*
Tue. Apr. 10	St. Louis 2 (Joseph) at TORONTO 4 (REESE)	Osborne
Thu. Apr. 12	Toronto 3 (Reese) at ST. LOUIS 4 (JOSEPH)	Hull

*Sergio Momesso scored at 6:04 of overtime

SMYTHE DIVISION

SERIES "G" (LOS ANGELES won 4-2)

Wed. Apr. 4	LOS ANGELES 5 (HRUDEY) at Calgary 3 (Vernon)	Robitaille
Fri. Apr. 6	Los Angeles 5 (Gosselin) at CALGARY 8 (VERNON)	Gilmour
Sun. Apr. 8	Calgary 1 (Vernon) at LOS ANGELES 2 (HRUDEY)	Granato*
Tue. Apr. 10	Calgary 4 (Wamsley) at LOS ANGELES 12 (HRUDEY)	Granato
Thu. Apr. 12	Los Angeles 1 (Hrudey) at CALGARY 5 (VERNON)	Nieuwendyk
Sat. Apr. 14	Calgary 3 (Vernon) at LOS ANGELES 4 (HRUDEY)	Krushelnyski#

* Tony Granato scored at 8:37 of overtime

#Mike Krushelnyski scored at 23:14 of overtime

SERIES "H" (EDMONTON won 4-3)

Wed. Apr. 4	WINNIPEG 7 (ESSENSA) at Edmonton 5 (Ranford)	Ashton
Fri. Apr. 6	Winnipeg 2 (Beauregard) at EDMONTON 3 (RANFORD)	Lamb*
Sun. Apr. 8	Edmonton 1 (Ranford) at WINNIPEG 2 (ESSENSA)	Hawerchuk
Tue. Apr. 10	Edmonton 3 (Ranford) at WINNIPEG 4 (BEAUREGARD)	Ellett#
Thu. Apr. 12	Winnipeg 3 (Beauregard) at EDMONTON 4 (RANFORD)	Messier
Sat. Apr. 14	EDMONTON 4 (RANFORD) at Winnipeg 3 (Essensa)	Kurri
Sun. Apr. 16	Winnipeg 1 (Beauregard) at EDMONTON 4 (RANFORD)	Lamb

* Mark Lamb scored at 4:21 of overtime

#Dave Ellett scored at 21:08 of overtime

PENGUINS PLAYOFF RECORDS

ONE PLAYOFF YEAR

Most Goals:

- 12 - Mario Lemieux (1989)
- 6 - Dan Quinn (1989)
- 5 - Rob Brown (1989)
- 5 - Michel Briere (1970)
- 5 - Bob Kelly (1975)

Most Assists:

- 13 - Paul Coffey (1989)
- 8 - Zarely Zalapski (1989)
- 7 - Mario Lemieux (1989)
- 7 - Kevin Stevens (1989)

Most Power-Play Goals:

- 7 - Mario Lemieux (1989)
- 4 - Dan Quinn (1989)

Most Game-Winning Goals:

- 3 - Rob Brown (1989)
- 3 - Michel Briere (1970)

Most Shots on Goal:

- 48 - Paul Coffey (1989)
- 42 - Michel Briere (1970)
- 41 - Mario Lemieux (1989)

Longest Goal-Scoring Streak:

- 6 - Mario Lemieux (6 goals)
(4/6 to 4/21/89)

Longest Point-Scoring Streak:

- 7 - Mario Lemieux [10 pts. (6 + 4)]
(4/5 to 4/21/89)
- 6 - Zarely Zalapski (8 assists)
(4/17 to 4/27/89)

Most Points:

- 19 - Mario Lemieux (1989)
- 15 - Paul Coffey (1989)
- 10 - Kevin Stevens (1989)
- 9 - Dan Quinn (1989)
- 9 - John Cullen (1989)
- 9 - Zarely Zalapski (1989)
- 9 - Randy Carlyle (1981)

Most Penalty Minutes:

- 66 - Phil Bourque (1989)
- 51 - Tracy Pratt (1970)
- 49 - Randy Hillier (1989)
- 44 - Jim Johnson (1989)

Most Goals, Defenseman:

- 4 - Randy Carlyle (1981)

Most Assists, Defenseman:

- 13 - Paul Coffey (1989)

Most Points, Defenseman:

- 15 - Paul Coffey (1989) (2-13)

Most Saves by Goaltender:

- 349 - Tom Barrasso (1989)
- 271 - Gary Inness (1975)

Longest Assist-Scoring Streak:

- 6 - Zarely Zalapski (8 assists)
(4/17 to 4/27/89)
- 5 - Ron Stackhouse (6 assists)
(4/8 to 4/17/75)
- 5 - Paul Gardner (5 assists)
(4/7 to 4/13/82)

ONE PLAYOFF SERIES

Most Goals:

- 9 - Mario Lemieux (1989) vs Philadelphia

Most Assists:

- 8 - Zarely Zalapski (1989) vs Philadelphia

Most Points:

- 7 - Paul Coffey (1989) vs NY Rangers
- 14 - Mario Lemieux (1989) vs Philadelphia (9 + 5)
- 9 - Paul Coffey (1989) vs NY Rangers (2 + 7)
- 9 - Randy Carlyle (1981) vs NY Islanders (4 + 5)

Most Penalty Minutes:

- 43 - Tracy Pratt (1970) vs St. Louis
- 43 - Randy Hillier (1989) vs NY Rangers

ONE PLAYOFF GAME

Most Goals:

- 5 - Mario Lemieux (Apr. 25, 1989) vs Phil.*

Most Assists:

- 3 - Ken Schinkel (Apr. 11, 1970) at Oakland
- 4 - Paul Coffey (Apr. 25, 1989) vs Philadelphia
- 3 - Dean Prentice (Apr. 11, 1970) at Oakland

Most Points:

- 3 - George Ferguson (Apr. 12, 1981) vs St. Louis
- 8 - Mario Lemieux (Apr. 25, 1989) vs Phil. (5-3)*
- 4 - Paul Coffey (Apr. 25, 1989) vs Phil. (0-4)

Most Shots:

- 11 - Paul Coffey (Apr. 19, 1989) vs Philadelphia

Most Penalties:

- 8 - Kim Clackson (Apr. 13, 1980) at Boston

Most Penalties Minutes:

- 32 - Tracy Pratt (Apr. 19, 1970) at St. Louis

Most Saves:

- 46 - Tom Barrasso (Apr. 9, 1989) at NY Rangers

Most Saves (OT Game):

- 48 - Greg Millen (Apr. 14, 1981) at St. Louis

ONE PLAYOFF PERIOD

Most Goals:

- 4 - Mario Lemieux (Apr. 25, 1989) vs Phil.*

Most Assists:

- 3 - Mario Lemieux (Apr. 25, 1989) vs Phil.

Most Points:

- 4 - Mario Lemieux (Apr. 25, 1989) vs Phil. (4-0)

Most Shots:

- 3 - George Ferguson (Apr. 9, 1981) at St. Louis (1-2)

Most Penalties:

- 6 - Mario Lemieux (Apr. 25, 1989) vs Phil.

Most Penalty Minutes:

- 6 - Kim Clackson (Apr. 13, 1980) at Boston

Most Saves:

- 26 - Kim Clackson (Apr. 13, 1980) at Boston

- 19 - Greg Millen (Apr. 10, 1980) at Boston

- 19 - Greg Millen (Apr. 8, 1981) at St. Louis

- 19 - Tom Barrasso (Apr. 9, 1989) at NY Rangers

1990 NHL STANLEY CUP PLAYOFFS

DIVISION SEMI-FINALS

WALES CONFERENCE

ADAMS DIVISION

SERIES "A" (BOSTON won 4-3)

Thu. Apr. 5	HARTFORD 4 (SIDORKIEWICZ) at Boston 3 (Lemelin)	Ladouceur
Sat. Apr. 7	Hartford 1 (Sidorkiewicz) at BOSTON 3 (MOOG)	Galley
Mon. Apr. 9	Boston 3 (Moog) at HARTFORD 5 (SIDORKIEWICZ)	Verbeek
Wed. Apr. 11	BOSTON 6 (MOOG) at Hartford 3 (Sidorkiewicz)	Poulin
Fri. Apr. 13	Hartford 2 (Sidorkiewicz) at BOSTON 3 (MOOG)	Neely
Sun. Apr. 15	Boston 2 (Moog) at HARTFORD 3 (SIDORKIEWICZ)	Dineen*
Tue. Apr. 17	Hartford 1 (Sidorkiewicz) at BOSTON 3 (MOOG)	Janney

*Kevin Dineen scored at 12:30 of overtime

SERIES "B" (MONTREAL won 4-2)

Thu. Apr. 5	Montreal 1 (Roy) at BUFFALO 4 (PUPPA)	Vaive
Sat. Apr. 7	MONTREAL 3 (ROY) at Buffalo 0 (Puppa)	Naslund
Mon. Apr. 9	Buffalo 1 (Puppa) at MONTREAL 2 (ROY)	Skrudland*
Wed. Apr. 11	BUFFALO 4 (PUPPA) at Montreal 2 (Roy)	Turgeon
Fri. Apr. 13	MONTREAL 4 (ROY) at Buffalo 2 (Puppa)	Richer
Sun. Apr. 15	Buffalo 2 (Puppa) at MONTREAL 5 (ROY)	Lemieux

*Brian Skrudland scored at 12:35 of overtime

PATRICK DIVISION

SERIES "C" (NY RANGERS won 4-1)

Thu. Apr. 5	NY Islanders 1 (Fitzpatrick) at NYR 2 (RICHTER)	Janssens
Sat. Apr. 7	NY Islanders 2 (Fitzpatrick) at NYR 5 (RICHTER)	Patrick
Mon. Apr. 9	NY Rangers 3 (Vanbiesbrouck) at NYI 4 (HEALY)	Sutter*
Wed. Apr. 11	NYR 6 (VANBIESBROUCK) at NY Islanders 1 (Healy)	Turcotte
Fri. Apr. 13	NY Islanders 5 (Healy) at NYR 6 (RICHTER)	Gartner

*Brent Sutter scored at 20:59 of overtime

SERIES "D" (WASHINGTON won 4-2)

Thu. Apr. 5	WASHINGTON 5 (LIUT) at New Jersey 4 (Burke)	Ciccarelli*
Sat. Apr. 7	Washington 5 (Beaupre) at NEW JERSEY 6 (TERRERI)	Stastny
Mon. Apr. 9	NEW JERSEY 2 (TERRERI) at Washington 1 (Liut)	Shanahan
Wed. Apr. 11	New Jersey 1 (Burke) at WASHINGTON 3 (BEAUPRE)	Druce
Fri. Apr. 13	WASHINGTON 4 (BEAUPRE) at New Jersey 3 (Terrari)	Courtnall
Sun. Apr. 15	New Jersey 2 (Terreri) at WASHINGTON 3 (BEAUPRE)	Druce

*Dino Ciccarelli scored at 5:34 of overtime

CAMPBELL CONFERENCE

NORRIS DIVISION

SERIES "E" (CHICAGO won 4-3)

Wed. Apr. 4	MINNESOTA 2 (CASEY) at Chicago 1 (Millen)	Bellows
Fri. Apr. 6	Minnesota 3 (Casey) at CHICAGO 5 (BELFOUR)	Thomas
Sun. Apr. 8	CHICAGO 2 (MILLEN) at Minnesota 1 (Casey)	Presley
Tue. Apr. 10	Chicago 0 (Millen) at MINNESOTA 4 (CASEY)	Barber
Thu. Apr. 12	Minnesota 1 (Casey) at CHICAGO 5 (MILLEN)	Savard
Sat. Apr. 14	Chicago 3 (Belfour) at MINNESOTA 5 (CASEY)	Murphy
Mon. Apr. 16	Minnesota 2 (Casey) at CHICAGO 5 (MILLEN)	Roenick

SERIES "F" (ST. LOUIS won 4-1)

Wed. Apr. 4	Toronto 2 (Bester) at ST. LOUIS 4 (JOSEPH)	Brown
Fri. Apr. 6	Toronto 2 (Bester) at ST. LOUIS 4 (JOSEPH)	Sutter
Sun. Apr. 8	ST. LOUIS 6 (JOSEPH) at Toronto 5 (Bester)	Momesso*
Tue. Apr. 10	St. Louis 2 (Joseph) at TORONTO 4 (REESE)	Osborne
Thu. Apr. 12	Toronto 3 (Reese) at ST. LOUIS 4 (JOSEPH)	Hull

*Sergio Momesso scored at 6:04 of overtime

SMYTHE DIVISION

SERIES "G" (LOS ANGELES won 4-2)

Wed. Apr. 4	LOS ANGELES 5 (HRUDEY) at Calgary 3 (Vernon)	Robitaille
Fri. Apr. 6	Los Angeles 5 (Gosselin) at CALGARY 8 (VERNON)	Gilmour
Sun. Apr. 8	Calgary 1 (Vernon) at LOS ANGELES 2 (HRUDEY)	Granato*
Tue. Apr. 10	Calgary 4 (Wamsley) at LOS ANGELES 12 (HRUDEY)	Granato
Thu. Apr. 12	Los Angeles 1 (Hrudey) at CALGARY 5 (VERNON)	Nieuwendyk
Sat. Apr. 14	Calgary 3 (Vernon) at LOS ANGELES 4 (HRUDEY)	Krushelnyski#

* Tony Granato scored at 8:37 of overtime

#Mike Krushelnyski scored at 23:14 of overtime

SERIES "H" (EDMONTON won 4-3)

Wed. Apr. 4	WINNIPEG 7 (ESSENSA) at Edmonton 5 (Ranford)	Ashton
Fri. Apr. 6	Winnipeg 2 (Beauregard) at EDMONTON 3 (RANFORD)	Lamb*
Sun. Apr. 8	Edmonton 1 (Ranford) at WINNIPEG 2 (ESSENSA)	Hawerchuk
Tue. Apr. 10	Edmonton 3 (Ranford) at WINNIPEG 4 (BEAUREGARD)	Ellett#
Thu. Apr. 12	Winnipeg 3 (Beauregard) at EDMONTON 4 (RANFORD)	Messier
Sat. Apr. 14	EDMONTON 4 (RANFORD) at Winnipeg 3 (Essensa)	Kurri
Sun. Apr. 16	Winnipeg 1 (Beauregard) at EDMONTON 4 (RANFORD)	Lamb

* Mark Lamb scored at 4:21 of overtime

Dave Ellett scored at 21:08 of overtime

1990 NHL STANLEY CUP PLAYOFFS

DIVISION FINALS WALES CONFERENCE

ADAMS DIVISION

SERIES "I" (BOSTON won 4-1)

Thu. Apr. 19	Montreal 0 (Roy) at BOSTON 1 (MOOG)	Poulin
Sat. Apr. 21	Montreal 4 (Roy) at BOSTON 5 (MOOG)	Galley*
Sun. Apr. 23	BOSTON 6 (MOOG) at Montreal 3 (Roy)	Propp
Tue. Apr. 25	Boston 1 (Moog) at MONTREAL 4 (ROY)	Lebeau
Thu. Apr. 27	Montreal 1 (Roy) at BOSTON 3 (MOOG)	Wesley

*Garry Galley scored at 3:42 of overtime

PATRICK DIVISION

SERIES "J" (WASHINGTON won 4-1)

Thu. Apr. 19	Washington 3 (Liut) at NY RANGERS 7 (VAN-BROUCK)	Ogrodnick
Sat. Apr. 21	WASHINGTON 6 (BEAUPRE) at NY Rangers 3 (van-brouck)	Druce
Mon. Apr. 23	NY Rangers 1 (Richter) at WASHINGTON 7 (LIUT)	Courtnall
Wed. Apr. 25	NY Rangers 3 (Richter) at WASHINGTON 4 (LIUT)	Langway*
Fri. Apr. 27	WASHINGTON 2 (LIUT) at NY Rangers 1 (Van-brouck)	Druce**

**Rod Langway scored at 0:34 of overtime

**John Druce scored at 6:48 of overtime

CAMPBELL CONFERENCE

NORRIS DIVISION

SERIES "K" (CHICAGO won 4-3)

Wed. Apr. 18	ST. LOUIS 4 (RIENDEAU) at Chicago 3 (Millen)	Hull
Fri. Apr. 20	St. Louis 3 (Riendeau) at CHICAGO 5 (MILLEN)	Thomas
Sun. Apr. 22	Chicago 4 (Millen) at ST. LOUIS 5 (RIENDEAU)	G. Cavallini
Tue. Apr. 24	CHICAGO 3 (BELFOUR) at St. Louis 2 (Riendeau)	Yawney
Thu. Apr. 26	St. Louis 2 (Riendeau) at CHICAGO 3 (BELFOUR)	Thomas
Sat. Apr. 28	Chicago 2 (Cloutier) at ST. LOUIS 4 (RIENDEAU)	Hull
Mon. Apr. 30	St. Louis 2 (Riendeau) at CHICAGO 8 (BELFOUR)	Larmer

SMYTHE DIVISION

SERIES "L" (EDMONTON won 4-0)

Wed. Apr. 18	Los Angeles 0 (Hrudey) at EDMONTON 7 (RANFORD)	Anderson
Fri. Apr. 20	Los Angeles 1 (Hrudey) at EDMONTON 6 (RANFORD)	Simpson
Sun. Apr. 22	EDMONTON 5 (RANFORD) at Los Angeles 4 (Gosselin)	Graves
Tue. Apr. 24	EDMONTON 6 (RANFORD) at Los Angeles 5 (Hrudey)	Murphy*

*Joe Murphy scored at 4:42 of overtime

CONFERENCE CHAMPIONSHIPS

WALES CONFERENCE

SERIES "M" (BOSTON won 4-0)

Thu. May 3	Washington 3 (Liut) at BOSTON 5 (MOOG)	Propp
Sat. May 5	Washington 0 (Beaupre) at BOSTON 3 (MOOG)	Carpenter
Mon. May 7	BOSTON 4 (MOOG) at Washington 1 (Beaupre)	Janney
Wed. May 9	BOSTON 3 (MOOG) at Washington 2 (Liut)	Neely

CAMPBELL CONFERENCE

SERIES "N" (EDMONTON won 4-2)

Wed. May 2	Chicago 2 (Belfour) at EDMONTON 5 (RANFORD)	S. Smith
Fri. May 4	CHICAGO 4 (MILLEN) at Edmonton 3 (Ranford)	Wilson
Sun. May 6	Edmonton 1 (Ranford) at CHICAGO 5 (MILLEN)	Larmer
Tue. May 8	EDMONTON 4 (RANFORD) at Chicago 2 (Millen)	Simpson
Thu. May 10	Chicago 3 (Cloutier) at EDMONTON 4 (RANFORD)	Kurri
Sat. May 12	EDMONTON 8 (RANFORD) at Chicago 4 (Millen)	Murphy

STANLEY CUP CHAMPIONSHIP

SERIES "O" (EDMONTON won 4-1)

Tue. May 15	EDMONTON 3 (RANFORD) at Boston 2 (Moog)	Klima*
Fri. May 18	EDMONTON 7 (RANFORD) at Boston 2 (Moog)	Kurri
Sun. May 20	BOSTON 2 (MOOG) at Edmonton 1 (Ranford)	Johnston
Tue. May 22	Boston 1 (Moog) at EDMONTON 5 (RANFORD)	Anderson
Thu. May 24	EDMONTON 4 (RANFORD) at Boston 1 (Moog)	Simpson

*Petr Klima scored at 55:13 of overtime

1990 PLAYOFF SCORING LEADERS

PLAYER-TEAM	GP	G	A	PTS	+/-	PP	SH	GW	SOG
Craig Simpson, Edmonton	22	16	15	31	+11	6	0	3	42
Mark Messier, Edmonton	22	9	22	31	+5	1	1	1	47
Cam Neely, Boston	21	12	16	28	+7	4	1	2	65
Jari Kurri, Edmonton	22	10	15	25	+13	6	0	3	58
Esa Tikkanen, Edmonton	22	13	11	24	+12	2	2	0	54
Glenn Anderson, Edmonton	22	10	12	22	+12	2	0	2	46
Steve Larmer, Chicago	20	7	15	22	+2	2	2	2	67
Denis Savard, Chicago	20	7	15	22	0	4	0	1	69
Craig Janney, Boston	18	3	19	22	+3	1	0	2	27
Brett Hull, St. Louis	12	13	8	21	+1	7	0	3	68
Jeremy Roenick, Chicago	20	11	7	18	-1	4	0	1	47
John Druce, Washington	15	14	3	17	-2	8	1	4	44
Mark Lamb, Edmonton	22	6	11	17	+12	1	0	2	34
Ray Bourque, Boston	17	5	12	17	+11	1	0	0	64
Wayne Presley, Chicago	19	9	6	15	+8	1	1	1	44
Steve Smith, Edmonton	22	5	10	15	+15	0	1	1	35
Randy Burridge, Boston	21	4	11	15	+2	0	1	0	39
Doug Wilson, Chicago	20	3	12	15	+5	1	0	1	64

INDIVIDUAL LEADERS

GOALS		ASSISTS	
Craig Simpson, Edmonton	16	Mark Messier, Edmonton	22
John Druce, Washington	14	Craig Janney, Boston	19
Brett Hull, St. Louis	13	Cam Neely, Boston	16
Esa Tikkanen, Edmonton	13	Steve Larmer, Chicago	15
Cam Neely, Boston	12	Denis Savard, Chicago	15
Jeremy Roenick, Chicago	11	Jari Kurri, Edmonton	15
		Craig Simpson, Edmonton	15
POWER-PLAY GOALS		GAME-WINNING GOALS	
John Druce, Washington	8	John Druce, Washington	4
Brett Hull, St. Louis	7	Brett Hull, St. Louis	3
Jari Kurri, Edmonton	6	Steve Thomas, Chicago	3
Craig Simpson, Edmonton	6	Jari Kurri, Edmonton	3
		Craig Simpson, Edmonton	3
SHOTS		PLUS/MINUS	
Denis Savard, Chicago	69	Steve Smith, Edmonton	+15
Brett Hull, St. Louis	68	Jari Kurri, Edmonton	+13
Steve Larmer, Chicago	67	Reijo Ruotsalainen, Edmonton	+13
Cam Neely, Boston	65	Glenn Anderson, Edmonton	+12
Ray Bourque, Boston	64	Mark Lamb, Edmonton	+12
Doug Wilson, Chicago	64	Esa Tikkanen, Edmonton	+12

GOALTENDING LEADERS

PLAYER-TEAM	GP	MINS	GA	AVG
Andy Moog, Boston	20	1195	44	2.21
Patrick Roy, Montreal	11	641	26	2.43
Daren Puppa, Buffalo	6	370	15	2.43
Ed Belfour, Chicago	9	409	17	2.49
Bill Ranford, Edmonton	22	1401	59	2.53
WINS		SAVE PERCENTAGE		
Bill Ranford, Edmonton	16	Daren Puppa, Buffalo	.921	
Andy Moog, Boston	13	Ed Belfour, Chicago	.915	
Greg Millen, Chicago	6	Bill Ranford, Edmonton	.912	
Patrick Roy, Montreal	5	Patrick Roy, Montreal	.911	
		Andy Moog, Boston	.909	
SHUTOUTS				
Andy Moog, Boston	2			
Jon Casey, Minnesota	1			
Patrick Roy, Montreal	1			
Bill Ranford, Edmonton	1			

1989-90 NHL Award Winners

STANLEY CUP	Edmonton Oilers
PRINCE OF WALES TROPHY	Boston Bruins
CLARENCE CAMPBELL BOWL	Edmonton Oilers
HART TROPHY	Mark Messier, Edmonton
CALDER TROPHY	Sergei Makarov, Calgary
JAMES NORRIS TROPHY	Ray Bourque, Boston
ART ROSS TROPHY	Wayne Gretzky, Los Angeles
LADY BYNG TROPHY	Brett Hull, St. Louis
WILLIAM JENNINGS TROPHY	Andy Moog & Rejean Lemelin, Boston
VEZINA TROPHY	Patrick Roy, Montreal
FRANK SELKE TROPHY	Rick Meagher, St. Louis
BILL MASTERTON TROPHY	Gord Kluzak, Boston
JACK ADAMS TROPHY	Bob Murdoch, Winnipeg
CONN SMYTHE TROPHY	Bill Ranford, Edmonton
LESTER B. PEARSON AWARD	Mark Messier, Edmonton
EMERY EDGE TROPHY	Paul Cavallini, St. Louis

NHL All-Stars & Rookie Team

GOALIE	FIRST TEAM	SECOND TEAM	ROOKIE TEAM
	Patrick Roy Montreal	Daren Puppa Buffalo	Bob Essensa Winnipeg
DEFENSE	Ray Bourque Boston	PAUL COFFEY PITTSBURGH	Brad Shaw Hartford
DEFENSE	Al MacInnis Calgary	Doug Wilson Chicago	Geoff Smith Edmonton
CENTER	Mark Messier Edmonton	Wayne Gretzky Los Angeles	Mike Modano Minnesota
RIGHT WING	Brett Hull St. Louis	Cam Neely Boston	Sergei Makarov Calgary
LEFT WING	Luc Robitaille Los Angeles	Brian Bellows Minnesota	Rod Brind'Amour St. Louis

Pittsburgh Penguins All-Time Award Winners

Hart Memorial Trophy	Dodge Performer of the Year
Mario Lemieux 1987-88	Mario Lemieux 1987-88
Art Ross Trophy	Mario Lemieux 1988-89
Mario Lemieux 1987-88	Dodge Performance of the Year
Mario Lemieux 1988-89	Mario Lemieux 1987-88
Calder Memorial Trophy	Dodge Ram Tough Award
Mario Lemieux 1984-85	Mario Lemieux 1988-89
James Norris Memorial Trophy	First Team All-Star Selections
Randy Carlyle 1980-81	Randy Carlyle 1980-81
Lady Byng Memorial Trophy	Mario Lemieux 1987-88
Rick Kehoe 1980-81	Mario Lemieux 1988-89
Bill Masterton Memorial Trophy	Paul Coffey 1988-89
Lowell MacDonald 1972-73	Second Team All-Star Selections
Lester B. Pearson Award	Mario Lemieux 1985-86
Mario Lemieux 1985-86	Mario Lemieux 1986-87
Mario Lemieux 1987-88	Paul Coffey 1989-90
	Rookie Team Selections
	Mario Lemieux 1984-85
	Warren Young 1984-85
	Zarley Zalapski 1988-89

PENGUINS IN THE NHL ALL-STAR GAME

SEASON	TEAM	SITE	PLAYER	G MIN	A	PTS GA
1989-90	Wales	Pittsburgh	Paul Coffey*	0	2	2
	Wales	Pittsburgh	Mario Lemieux* (MVP)	4	0	4
1988-89	Wales	Edmonton	Rob Brown	0	0	0
	Wales	Edmonton	Paul Coffey*	0	0	0
	Wales	Edmonton	Mario Lemieux*	0	1	1
1987-88	Wales	St. Louis	Paul Coffey*	0	0	0
	Wales	St. Louis	Mario Lemieux* (MVP)	3	3	6
1986-87	NHL All-Stars	Quebec	Mario Lemieux* (2 games)	0	3	3
1985-86	Wales	Hartford	Mario Lemieux*	0	0	0
1984-85	Wales	Calgary	Mario Lemieux (MVP)	2	1	3
1983-84	Wales	New Jersey	Mike Bullard	0	0	0
1982-83	Wales	Long Island	Rick Kehoe	0	0	0
1981-82	Wales	Washington	Randy Carlyle	0	1	1
	Wales	Washington	Michel Dion	30		2
1980-81	Wales	Los Angeles	Randy Carlyle	0	0	0
	Wales	Los Angeles	Rick Kehoe	0	1	1
1979-80	Wales	Detroit	Ron Stackhouse	1	0	1
1978-79	NHL All-Stars	New York (MSG)	No Penguin player selected			
1977-78	Wales	Buffalo	Jean Pronovost	0	0	0
1976-77	Wales	Vancouver	Jean Pronovost	0	0	0
1975-76	Wales	Philadelphia	Dave Burrows	0	0	0
	Wales	Philadelphia	Pierre Larouche	0	0	0
	Wales	Philadelphia	Jean Pronovost	0	0	0
1974-75	Wales	Montreal	Syl Apps (MVP)	2	0	2
	Wales	Montreal	Jean Pronovost	0	0	0
1973-74	Western	Chicago	Dave Burrows	0	0	0
	Western	Chicago	Lowell MacDonald	1	1	2
	Western	Chicago	Al McDonough	1	0	1
1972-73	Western	New York (MSG)	Lowell MacDonald	0	1	1
	Western	New York (MSG)	Greg Polis (MVP)	2	0	2
1971-72	Western	Bloomington	Greg Polis	0	0	0
1970-71	Western	Boston	Greg Polis	0	0	0
1969-70	Western	St. Louis	Dean Prentice	1	0	1
	Western	St. Louis	Bob Woytowich	0	1	1
1968-69	Western	Montreal	Ken Schinkel	0	0	0
1967-68	NHL All-Stars	Toronto	Ken Schinkel	0	0	0

Key: *Voted to the starting lineup in fan balloting.
(Fan balloting began in the 1985-86 season.)

CURRENT PENGUINS IN ALL-STAR GAMES

PLAYER	SEASON	TEAM	SITE	GP	G MIN	A	PTS GA
Tom Barrasso	1984-85	Wales	Calgary	1	31	2	
Rob Brown	1988-89	Wales	Edmonton	1	0	0	0
Paul Coffey	1989-90	Wales	Pittsburgh	1	0	2	2
	1988-89	Wales	Edmonton	1	0	0	0
	1987-88	Wales	St. Louis	1	0	0	0
	1985-86	Campbell	Hartford	1	0	2	2
	1984-85	Campbell	Calgary	1	0	0	0
	1983-84	Campbell	New Jersey	1	0	0	0
	1982-83	Campbell	Long Island	1	0	1	1
	1981-82	Campbell	Washington	1	0	1	1
		All-Star Total		8	0	6	6
Mario Lemieux	1989-90	Wales	Pittsburgh	1	4	0	4
	1988-89	Wales	Edmonton	1	0	1	1
	1987-88	Wales	St. Louis	1	3	3	6
	1986-87	NHL All-Stars	Quebec City	2	0	3	3
	1985-86	Wales	Hartford	1	0	0	0
	1984-85	Wales	Calgary	1	2	1	3
		All-Star Total		7	9	8	17
Barry Pederson	1983-84	Wales	New Jersey	1	0	1	1
	1982-83	Wales	Long Island	1	0	0	0
		All-Star Total		2	0	1	1
Tony Tanti	1985-86	Campbell	Hartford	1	1	0	1

1989-90 NHL Award Winners

STANLEY CUP	Edmonton Oilers
PRINCE OF WALES TROPHY	Boston Bruins
CLARENCE CAMPBELL BOWL	Edmonton Oilers
HART TROPHY	Mark Messier, Edmonton
CALDER TROPHY	Sergei Makarov, Calgary
JAMES NORRIS TROPHY	Ray Bourque, Boston
ART ROSS TROPHY	Wayne Gretzky, Los Angeles
LADY BYNG TROPHY	Brett Hull, St. Louis
WILLIAM JENNINGS TROPHY	Andy Moog & Rejean Lemelin, Boston
VEZINA TROPHY	Patrick Roy, Montreal
FRANK SELKE TROPHY	Rick Meagher, St. Louis
BILL MASTERTON TROPHY	Gord Kluzak, Boston
JACK ADAMS TROPHY	Bob Murdoch, Winnipeg
CONN SMYTHE TROPHY	Bill Ranford, Edmonton
LESTER B. PEARSON AWARD	Mark Messier, Edmonton
EMERY EDGE TROPHY	Paul Cavallini, St. Louis

NHL All-Stars & Rookie Team

	FIRST TEAM	SECOND TEAM	ROOKIE TEAM
GOALIE	Patrick Roy Montreal	Daren Puppa Buffalo	Bob Essensa Winnipeg
DEFENSE	Ray Bourque Boston	PAUL COFFEY PITTSBURGH	Brad Shaw Hartford
DEFENSE	Al MacInnis Calgary	Doug Wilson Chicago	Geoff Smith Edmonton
CENTER	Mark Messier Edmonton	Wayne Gretzky Los Angeles	Mike Modano Minnesota
RIGHT WING	Brett Hull St. Louis	Cam Neely Boston	Sergei Makarov Calgary
LEFT WING	Luc Robitaille Los Angeles	Brian Bellows Minnesota	Rod Brind'Amour St. Louis

Pittsburgh Penguins All-Time Award Winners

Hart Memorial Trophy		Dodge Performer of the Year	
Mario Lemieux	1987-88	Mario Lemieux	1987-88
Art Ross Trophy		Mario Lemieux	1988-89
Mario Lemieux	1987-88	Dodge Performance of the Year	
Mario Lemieux	1988-89	Mario Lemieux	1987-88
Calder Memorial Trophy		Dodge Ram Tough Award	
Mario Lemieux	1984-85	Mario Lemieux	1988-89
James Norris Memorial Trophy		First Team All-Star Selections	
Randy Carlyle	1980-81	Randy Carlyle	1980-81
Lady Byng Memorial Trophy		Mario Lemieux	1987-88
Rick Kehoe	1980-81	Mario Lemieux	1988-89
Bill Masterton Memorial Trophy		Paul Coffey	1988-89
Lowell MacDonald	1972-73	Second Team All-Star Selections	
Lester B. Pearson Award		Mario Lemieux	1985-86
Mario Lemieux	1985-86	Mario Lemieux	1986-87
Mario Lemieux	1987-88	Paul Coffey	1989-90
		Rookie Team Selections	
		Mario Lemieux	1984-85
		Warren Young	1984-85
		Zarley Zalapski	1988-89

PENGUINS IN THE NHL ALL-STAR GAME

SEASON	TEAM	SITE	PLAYER	G MIN	A	PTS GA
1989-90	Wales	Pittsburgh	Paul Coffey*	0	2	2
	Wales	Pittsburgh	Mario Lemieux* (MVP)	4	0	4
1988-89	Wales	Edmonton	Rob Brown	0	0	0
	Wales	Edmonton	Paul Coffey*	0	0	0
	Wales	Edmonton	Mario Lemieux*	0	1	1
1987-88	Wales	St. Louis	Paul Coffey*	0	0	0
	Wales	St. Louis	Mario Lemieux* (MVP)	3	3	6
1986-87	NHL All-Stars	Quebec	Mario Lemieux* (2 games)	0	3	3
1985-86	Wales	Hartford	Mario Lemieux*	0	0	0
1984-85	Wales	Calgary	Mario Lemieux (MVP)	2	1	3
1983-84	Wales	New Jersey	Mike Bullard	0	0	0
1982-83	Wales	Long Island	Rick Kehoe	0	0	0
1981-82	Wales	Washington	Randy Carlyle	0	1	1
	Wales	Washington	Michel Dion	30		2
1980-81	Wales	Los Angeles	Randy Carlyle	0	0	0
	Wales	Los Angeles	Rick Kehoe	0	1	1
1979-80	Wales	Detroit	Ron Stackhouse	1	0	1
1978-79	NHL All-Stars	New York (MSG)	No Penguin player selected			
1977-78	Wales	Buffalo	Jean Pronovost	0	0	0
1976-77	Wales	Vancouver	Jean Pronovost	0	0	0
1975-76	Wales	Philadelphia	Dave Burrows	0	0	0
	Wales	Philadelphia	Pierre Larouche	0	0	0
	Wales	Philadelphia	Jean Pronovost	0	0	0
1974-75	Wales	Montreal	Syl Apps (MVP)	2	0	2
	Wales	Montreal	Jean Pronovost	0	0	0
1973-74	Western	Chicago	Dave Burrows	0	0	0
	Western	Chicago	Lowell MacDonald	1	1	2
	Western	Chicago	Al McDonough	1	0	1
1972-73	Western	New York (MSG)	Lowell MacDonald	0	1	1
	Western	New York (MSG)	Greg Polis (MVP)	2	0	2
1971-72	Western	Bloomington	Greg Polis	0	0	0
1970-71	Western	Boston	Greg Polis	0	0	0
1969-70	Western	St. Louis	Dean Prentice	1	0	1
	Western	St. Louis	Bob Woytowich	0	1	1
1968-69	Western	Montreal	Ken Schinkel	0	0	0
1967-68	NHL All-Stars	Toronto	Ken Schinkel	0	0	0

Key: *Voted to the starting lineup in fan balloting.
(Fan balloting began in the 1985-86 season.)

CURRENT PENGUINS IN ALL-STAR GAMES

PLAYER	SEASON	TEAM	SITE	GP	G MIN	A	PTS GA
Tom Barrasso	1984-85	Wales	Calgary	1	31	2	
Rob Brown	1988-89	Wales	Edmonton	1	0	0	0
Paul Coffey	1989-90	Wales	Pittsburgh	1	0	2	2
	1988-89	Wales	Edmonton	1	0	0	0
	1987-88	Wales	St. Louis	1	0	0	0
	1985-86	Campbell	Hartford	1	0	2	2
	1984-85	Campbell	Calgary	1	0	0	0
	1983-84	Campbell	New Jersey	1	0	0	0
	1982-83	Campbell	Long Island	1	0	1	1
	1981-82	Campbell	Washington	1	0	1	1
		All-Star Total		8	0	6	6
Mario Lemieux	1989-90	Wales	Pittsburgh	1	4	0	4
	1988-89	Wales	Edmonton	1	0	1	1
	1987-88	Wales	St. Louis	1	3	3	6
	1986-87	NHL All-Stars	Quebec City	2	0	3	3
	1985-86	Wales	Hartford	1	0	0	0
	1984-85	Wales	Calgary	1	2	1	3
		All-Star Total		7	9	8	17
Barry Pederson	1983-84	Wales	New Jersey	1	0	1	1
	1982-83	Wales	Long Island	1	0	0	0
		All-Star Total		2	0	1	1
Tony Tanti	1985-86	Campbell	Hartford	1	1	0	1

PENGUINS TEAM AWARD WINNERS

MICHEL BRIERE MEMORIAL TROPHY - ROOKIE OF THE YEAR

1989-90	Mark Recchi
1988-89	Zarley Zalapski
1987-88	Rob Brown
1986-87	No Winner
1985-86	Jim Johnson
1984-85	Mario Lemieux
1983-84	Roberto Romano
1982-83	Dave Hannan
1981-82	Mike Bullard
1980-81	Mark Johnson
1979-80	Paul Marshall
1978-79	Greg Millen & Rod Schutt
1977-78	Peter Lee
1976-77	Greg Malone
1975-76	No Winner
1974-75	Pierre Larouche
1973-74	Ron Lalonde
1972-73	No Winner
1971-72	Dave Burrows
1970-71	Greg Polis
1969-70	Michel Briere
1968-69	Jean Pronovost
1967-68	Les Binkley

BILL McCracken MEMORIAL AWARD - UNSUNG HERO

1989-90	Bob Errey & Troy Loney
1988-89	Bob Errey
1987-88	Dave Hunter
1986-87	Dan Frawley
1985-86	Randy Cunneyworth & Dave Hannan
1984-85	Gary Rissling
1983-84	Gary Rissling
1982-83	Andre St. Laurent
1981-82	Pat Boutette
1980-81	Paul Gardner
1979-80	Russ Anderson
1978-79	George Ferguson
1977-78	Dave Schultz
1976-77	Wayne Bianchin
1975-76	Ron Stackhouse
1974-75	Gary Inness
1973-74	Ron Schock
1972-73	Lowell MacDonald
1971-72	Duane Rupp
1970-71	Bob Blackburn
1969-70	Val Fonteyne

COLUSSY CHEVROLET LEADING POINT SCORER

1989-90	Mario Lemieux
1988-89	Mario Lemieux
1987-88	Mario Lemieux
1986-87	Mario Lemieux
1985-86	Mario Lemieux
1984-85	Mario Lemieux
1983-84	Mike Bullard
1982-83	Doug Shedden
1981-82	Rick Kehoe
1980-81	Rick Kehoe
1979-80	Rick Kehoe
1978-79	Greg Malone
1977-78	Jean Pronovost
1976-77	Jean Pronovost
1975-76	Pierre Larouche
1974-75	Ron Schock
1973-74	Syl Apps
1972-73	Syl Apps
1971-72	Syl Apps
1970-71	Bryan Hextall
1969-70	Dean Prentice
1968-69	Ken Schinkel
1967-68	Andy Bathgate

MURRAY HILL JEWELERS AWARD - PLAYER'S PLAYER

1989-90	Randy Hillier
1988-89	Randy Hillier
1987-88	Mario Lemieux
1986-87	Dan Quinn & Randy Cunneyworth
1985-86	Terry Ruskowski
1984-85	Warren Young

1983-84	Denis Herron
1982-83	Pat Boutette
1981-82	Mike Bullard
1980-81	Rick Kehoe
1979-80	Greg Malone
1978-79	Denis Herron
1977-78	Denis Herron
1976-77	Denis Herron
1975-76	Jean Pronovost
1974-75	Ron Schock
1973-74	Jean Pronovost
1972-73	Lowell MacDonald
1971-72	Jean Pronovost
1970-71	Jean Pronovost
1969-70	Jean Pronovost & Dean Prentice
1968-69	Val Fonteyne

FOODLAND AWARD MOST VALUABLE PLAYER

1989-90	Mario Lemieux
1988-89	Mario Lemieux
1987-88	Mario Lemieux
1986-87	Mario Lemieux
1985-86	Mario Lemieux
1984-85	Mario Lemieux
1983-84	Mike Bullard
1982-83	Doug Shedden
1981-82	Michel Dion
1980-81	Randy Carlyle
1979-80	George Ferguson
1978-79	Ron Stackhouse & Orest Kindrachuk
1977-78	Pete Mahovich
1976-77	Dunc Wilson
1975-76	Pierre Larouche
1974-75	Ron Schock & Ron Stackhouse
1973-74	Syl Apps, Dave Burrows Jean Pronovost & Lowell MacDonald
1972-73	Dave Burrows
1971-72	Jean Pronovost
1970-71	Ron Schock
1969-70	Jean Pronovost
1968-69	Keith McCreary
1967-68	Les Binkley

BAZ BASTIEN AWARD "GOOD GUY" AWARD

1989-90	Troy Loney
1988-89	Jim Johnson
1987-88	Randy Cunneyworth
1986-87	Dan Frawley
1985-86	Terry Ruskowski
1984-85	Gary Rissling
1983-84	Gary Rissling

DONADEO-SULLIVAN AWARD MASTERTON NOMINEE

1989-90	Mario Lemieux
1988-89	Phil Bourque
1987-88	Randy Hillier
1986-87	Randy Cunneyworth
1985-86	Terry Ruskowski
1984-85	Gary Rissling & Warren Young
1983-84	Denis Herron
1982-83	George Malone

BOOSTER CLUB AWARD STAR OF GAME LEADER

1989-90	Mario Lemieux
1988-89	Mario Lemieux
1987-88	Mario Lemieux
1986-87	Mario Lemieux
1985-86	Mario Lemieux
1984-85	Mario Lemieux
1983-84	Mike Bullard
1982-83	Michel Dion
1981-82	Michel Dion
1980-81	Randy Carlyle
1979-80	George Ferguson
1978-79	Randy Carlyle
1977-78	Denis Herron
1976-77	Dunc Wilson
1975-76	Dave Burrows
1974-75	Vic Hadfield

ATTENDANCE FIGURES

YEAR	ATTENDANCE	DATES	AVERAGE	SELLOUTS	13,000 +
1989-90	640,700*	40	16,018*	34*	40*
1988-89	629,345	40	15,734	34*	38
1987-88	606,638	40	15,166	26	36
1986-87	598,614	40	14,965	26	35
1985-86	503,020	40	12,576	13	21
1984-85	400,711	40	10,018	4	9
1983-84	273,550	40	6,839	0	2
1982-83	336,300	40	8,408	1	2
1981-82	451,965	40	11,299	5	11
1980-81	413,407	40	10,335	0	9
1979-80	426,156	40	10,653	2	8
1978-79	457,209	40	11,430	3	14
1977-78	421,933	40	10,548	2	10
1976-77	401,580	40	10,040	1	5
1975-76	458,198	40	11,455	2	9
1974-75	448,977	40	11,224	11	12
1973-74	396,197	39	10,159	4	5
1972-73	436,601	39	11,195	7	7
1971-72	375,711	39	9,634	5	5
1970-71	377,182	39	9,671	3	3
1969-70	265,936	38	6,998	0	0
1968-69	228,285	38	6,008	0	0
1967-68	274,049	37	7,407	0	0
TOTALS (23 SEASONS)	9,822,264	909	10,806	183	281

1989-90	ATTENDANCE	DATES	AVERAGE
October	110,720	7	15,817
November	111,617	7	15,945
December	94,748	6	15,791
January	112,547	7	16,078
February	113,652	7	16,236
March	97,416	6	16,236

*Club Record

RADIO & TELEVISION PLAY BY PLAY ANNOUNCERS

Season	Radio	Station	Television	Station
1967-68	Ed Conway	WTAE	No Games on Television	
1968-69	Ed Conway	WTAE	Ed Conway	WTAE-TV
1969-70	Bill Hamilton	WEPP	No Games on Television	
1970-71	Jim Forney	KDKA	Bill Hamilton	WPGH-TV
1971-72	Jim Forney	KDKA	Sam Nover	WIIC-TV
1972-73	Jim Forney	KDKA	Sam Nover	WIIC-TV
1973-74	Joe Starkey	KDKA	Sam Nover	WIIC-TV
1974-75	Mike Lange	KDKA	Sam Nover	WIIC-TV
1975-76	Gary Morrell	KQV	Sam Nover	WIIC-TV
1976-77	Mike Lange	KDKA	Sam Nover	WIIC-TV
1977-78	Mike Lange	KDKA	Bob Prince	WPGH-TV
1978-79	Mike Lange	KDKA	Jim Forney	WPGH-TV
1979-80	Mike Lange	WWSW	Mike Lange	WPGH-TV
1980-81	Mike Lange	WWSW	Mike Lange	WPGH-TV
1981-82	Mike Lange	KQV	Mike Lange	WPTT-TV
1982-83	Mike Lange	KQV	Mike Lange	WPGH-TV
1983-84	Mike Lange	KQV	Mike Lange	WPGH-TV
1984-85	Mike Lange	KDKA	Mike Lange	WPGH-TV
1985-86	Mike Lange	KDKA	Mike Lange	WPGH-TV
1986-87	Mike Lange	KDKA	Mike Lange	WPGH-TV
1987-88	Mike Lange	KDKA	Mike Lange	WPGH-TV
1988-89	Mike Lange	KDKA	Mike Lange	WPGH-TV
1989-90	Mike Lange	KDKA	Mike Lange	WPGH-TV
1990-91	Mike Lange	KDKA	Mike Lange	KDKA-TV

PENGUINS TEAM AWARD WINNERS

MICHEL BRIERE MEMORIAL TROPHY - ROOKIE OF THE YEAR

1989-90	Mark Recchi
1989-89	Zarley Zaiapaski
1987-88	Rob Brown
1986-87	No Winner
1985-86	Jim Johnson
1984-85	Mario Lemieux
1983-84	Roberto Romano
1982-83	Dave Hannan
1981-82	Mike Bullard
1980-81	Mark Johnson
1979-80	Paul Marshall
1978-79	Greg Millen & Rod Schutt
1977-78	Peter Lee
1976-77	Greg Malone
1975-76	No Winner
1974-75	Pierre Larouche
1973-74	Ron Lalonde
1972-73	No Winner
1971-72	Dave Burrows
1970-71	Greg Polis
1969-70	Michel Briere
1968-69	Jean Pronovost
1967-68	Les Binkley

BILL McCracken MEMORIAL AWARD - UNSUNG HERO

1989-90	Bob Errey & Troy Loney
1988-89	Bob Errey
1987-88	Dave Hunter
1986-87	Dan Frawley
1985-86	Randy Cunneynworth & Dave Hamman
1984-85	Gary Rissling
1983-84	Gary Rissling
1982-83	Andre St. Laurent
1981-82	Pat Boutette
1980-81	Paul Gardner
1979-80	Russ Anderson
1978-79	George Ferguson
1977-78	Dave Schultz
1976-77	Wayne Bianchin
1975-76	Ron Stackhouse
1974-75	Gary Inness
1973-74	Ron Schock
1972-73	Lowell MacDonald
1971-72	Duane Rupp
1970-71	Bob Blackburn
1969-70	Val Fonteyne

COLUSSY CHEVROLET LEADING POINT SCORER

1989-90	Mario Lemieux
1988-89	Mario Lemieux
1987-88	Mario Lemieux
1986-87	Mario Lemieux
1985-86	Mario Lemieux
1984-85	Mario Lemieux
1983-84	Mike Bullard
1982-83	Doug Shedden
1981-82	Rick Kehoe
1980-81	Rick Kehoe
1979-80	Rick Kehoe
1978-79	Greg Malone
1977-78	Jean Pronovost
1976-77	Jean Pronovost
1975-76	Pierre Larouche
1974-75	Ron Schock
1973-74	Syl Apps
1972-73	Syl Apps
1971-72	Syl Apps
1970-71	Bryan Hextall
1969-70	Dean Prentice
1968-69	Ken Schinkel
1967-68	Andy Bathgate

MURRAY HILL JEWELERS AWARD - PLAYER'S PLAYER

1989-90	Randy Hillier
1988-89	Randy Hillier
1987-88	Mario Lemieux
1986-87	Dan Quimby & Randy Cunneynworth
1985-86	Terry Ruskowski
1984-85	Warren Young

1983-84	Denis Herron
1982-83	Pat Boutette
1981-82	Mike Bullard
1980-81	Rick Kehoe
1979-80	Greg Malone
1978-79	Denis Herron
1977-78	Denis Herron
1976-77	Denis Herron
1975-76	Jean Pronovost
1974-75	Ron Schock
1973-74	Jean Pronovost
1972-73	Lowell MacDonald
1971-72	Jean Pronovost
1970-71	Jean Pronovost
1969-70	Jean Pronovost & Dean Prentice
1968-69	Val Fonteyne

FOODLAND AWARD MOST VALUABLE PLAYER

1989-90	Mario Lemieux
1988-89	Mario Lemieux
1987-88	Mario Lemieux
1986-87	Mario Lemieux
1985-86	Mario Lemieux
1984-85	Mario Lemieux
1983-84	Mike Bullard
1982-83	Doug Shedden
1981-82	Michel Dion
1980-81	Randy Carlyle
1979-80	George Ferguson
1978-79	Ron Stackhouse & Orest Kindrachuk
1977-78	Pete Mahovich
1976-77	Dunc Wilson
1975-76	Pierre Larouche
1974-75	Ron Schock & Ron Stackhouse
1973-74	Syl Apps, Dave Burrows & Jean Pronovost
1972-73	Dave Burrows
1971-72	Jean Pronovost
1970-71	Ron Schock
1969-70	Jean Pronovost
1968-69	Keith McCreary
1967-68	Les Binkley

BAZ BASTIEN AWARD "GOOD GUY" AWARD

1989-90	Troy Loney
1988-89	Jim Johnson
1987-88	Randy Cunneynworth
1986-87	Dan Frawley
1985-86	Terry Ruskowski
1984-85	Gary Rissling
1983-84	Gary Rissling

DONADEO-SULLIVAN AWARD MASTERTON NOMINEE

1989-90	Mario Lemieux
1988-89	Phil Bourque
1987-88	Randy Hillier
1986-87	Randy Cunneynworth
1985-86	Terry Ruskowski
1984-85	Gary Rissling & Warren Young

1983-84	Denis Herron
1982-83	George Malone

BOOSTER CLUB AWARD STAR OF GAME LEADER

1989-90	Mario Lemieux
1988-89	Mario Lemieux
1987-88	Mario Lemieux
1986-87	Mario Lemieux
1985-86	Mario Lemieux
1984-85	Mario Lemieux
1983-84	Mike Bullard
1982-83	Michel Dion
1981-82	Michel Dion
1980-81	Randy Carlyle
1979-80	George Ferguson
1978-79	Randy Carlyle
1977-78	Denis Herron
1976-77	Dunc Wilson
1975-76	Dave Burrows
1974-75	Vic Hadfield

ATTENDANCE FIGURES

YEAR	ATTENDANCE	DATES	AVERAGE	SELLOUTS	13,000 +
1989-90	640,700*	40	16,018*	34*	40*
1988-89	629,345	40	15,734	34*	38
1987-88	606,638	40	15,166	26	36
1986-87	598,614	40	14,965	26	35
1985-86	503,020	40	12,576	13	21
1984-85	400,711	40	10,018	4	9
1983-84	273,550	40	6,839	0	2
1982-83	336,300	40	8,408	1	2
1981-82	451,965	40	11,299	5	11
1980-81	413,407	40	10,335	0	9
1979-80	426,156	40	10,653	2	8
1978-79	457,209	40	11,430	3	14
1977-78	421,933	40	10,548	2	10
1976-77	401,580	40	10,040	1	5
1975-76	458,198	40	11,455	2	9
1974-75	448,977	40	11,224	11	12
1973-74	396,197	39	10,159	4	5
1972-73	436,601	39	11,195	7	7
1971-72	375,711	39	9,634	5	5
1970-71	377,182	39	9,671	3	3
1969-70	265,936	38	6,998	0	0
1968-69	228,285	38	6,008	0	0
1967-68	274,049	37	7,407	0	0
TOTALS (23 SEASONS)	9,822,264	909	10,806	183	281

1989-90	ATTENDANCE	DATES	AVERAGE
October	110,720	7	15,817
November	111,617	7	15,945
December	94,748	6	15,791
January	112,547	7	16,078
February	113,652	7	16,236
March	97,416	6	16,236

*Club Record

RADIO & TELEVISION PLAY BY PLAY ANNOUNCERS

Season	Radio	Station	Television	Station
1967-68	Ed Conway	WTAE	No Games on Television	
1968-69	Ed Conway	WTAE	Ed Conway	WTAE-TV
1969-70	Bill Hamilton	WEPP	No Games on Television	
1970-71	Jim Forney	KDKA	Bill Hamilton	WPGH-TV
1971-72	Jim Forney	KDKA	Sam Nover	WIIC-TV
1972-73	Jim Forney	KDKA	Sam Nover	WIIC-TV
1973-74	Joe Starkey	KDKA	Sam Nover	WIIC-TV
1974-75	Mike Lange	KDKA	Sam Nover	WIIC-TV
1975-76	Gary Morrell	KQV	Sam Nover	WIIC-TV
1976-77	Mike Lange	KDKA	Sam Nover	WIIC-TV
1977-78	Mike Lange	KDKA	Bob Prince	WPGH-TV
1978-79	Mike Lange	KDKA	Jim Forney	WPGH-TV
1979-80	Mike Lange	WWSW	Mike Lange	WPGH-TV
1980-81	Mike Lange	WWSW	Mike Lange	WPGH-TV
1981-82	Mike Lange	KQV	Mike Lange	WPTT-TV
1982-83	Mike Lange	KQV	Mike Lange	WPGH-TV
1983-84	Mike Lange	KQV	Mike Lange	WPGH-TV
1984-85	Mike Lange	KDKA	Mike Lange	WPGH-TV
1985-86	Mike Lange	KDKA	Mike Lange	WPGH-TV
1986-87	Mike Lange	KDKA	Mike Lange	WPGH-TV
1987-88	Mike Lange	KDKA	Mike Lange	WPGH-TV
1988-89	Mike Lange	KDKA	Mike Lange	WPGH-TV
1989-90	Mike Lange	KDKA	Mike Lange	WPGH-TV
1990-91	Mike Lange	KDKA	Mike Lange	KDKA-TV

1990-91 NHL ALIGNMENT

The National Hockey League embarks upon its 74th regular season with conference and division alignments remaining the same.

PRINCE OF WALES CONFERENCE

PATRICK DIVISION

Pittsburgh Penguins
New Jersey Devils (4-3)
New York Islanders (3-4)
New York Rangers (4-3)
Philadelphia Flyers (3-4)
Washington Capitals (3-4)

ADAMS DIVISION

Boston Bruins (1-2)
Buffalo Sabres (1-2)
Hartford Whalers (1-2)
Montreal Canadiens (2-1)
Quebec Nordiques (2-1)

CLARENCE CAMPBELL CONFERENCE

NORRIS DIVISION

Chicago Blackhawks (2-1)
Detroit Red Wings (2-1)
Minnesota North Stars (1-2)
St. Louis Blues (2-1)
Toronto Maple Leafs (1-2)

SMYTHE DIVISION

Calgary Flames (2-1)
Edmonton Oilers (1-2)
Los Angeles Kings (1-2)
Vancouver Canucks (2-1)
Winnipeg Jets (1-2)

Numbers in parentheses indicate number of games against each opponent by Pittsburgh for the 1990-91 season (home-away).

UNBALANCED SCHEDULE

Each of the 21 teams will play an 80-game schedule with those teams in the Smythe, Norris and Adams Division having eight games (four home and four away) against each of their divisional opponents, plus three games against each of the remaining 16 teams in the league. The six teams in the Patrick Division will play seven games (three home and four away or vice-versa, alternating the extra home game each year) and three games vs each of the other 15 teams in the NHL. In the case of the three games, teams will play two home and one away or vice-versa, alternating the extra home game each year.

STANLEY CUP PLAYOFFS

At the conclusion of the regular schedule, the top four finishers in each division will qualify for the Stanley Cup Playoffs.

The opening round features divisional playoffs that will have the first place club oppose the fourth place team and second versus third in the best-of-seven series. The winners of each series will advance to a best-of-seven divisional final series, with the team gaining higher standing during the regular season holding home-ice advantage.

The four divisional winners will meet in a best-of-seven conference championship. The Smythe Division winner will face the Norris Division winner for the Campbell Conference title and the Patrick Division winner will face the Adams Division winner for the Prince of Wales Conference crown. Teams with the most points during the regular season will have home-ice advantage.

Conference winners will meet in the Stanley Cup Finals in a best-of-seven series, again with the team having the most regular season points getting the home-ice advantage. The finals will be played in a 2-2-1-1-1 setup with the team owning home-ice advantage having the first and second, fifth (if needed) and seventh (if needed) games in its building.

For the fifth consecutive year, all playoff series will be scheduled on a 2-2-1-1-1 basis.

TIE-BREAKING PROCEDURE

If two or more teams in the same division finish the regular season with an equal number of points, the following criteria, in order, are used to determine the order of finish:

- (1) The greater number of victories by each club.
- (2) The greater number of points earned by each club in games played among each club.
- (3) The greater differential between goals scored for and against during the entire 80-game season by each club.

PENGUINS ON THE ROAD

BOSTON BRUINS

G.M. Harry Sinden
Coach Mike Milbury
P.R. Heidi Holland
Arena Boston Garden (14,448)
150 Causeway St.
Boston, MA 02114
Phone (617) 227-3209
Hotel Marriott Long Wharf
Phone (617) 227-0800

BUFFALO SABRES

G.M. Gerry Meehan
Coach Rick Dudley
P.R. John Gurtler
Arena Memorial Auditorium (16,433)
140 Main St.
Buffalo, NY 14202
Phone (716) 856-7300
Hotel Buffalo Hilton
Phone (716) 845-5100

CALGARY FLAMES

G.M. Cliff Fletcher
Coach Doug Risebrough
P.R. Rick Skaggs
Arena Olympic Saddledome (16,703)
P.O. Box 1540
Station "M"
Calgary, Alta. T2P 3B9
Phone (403) 261-0475
Hotel Westin Hotel
Phone (403) 267-2841

CHICAGO BLACKHAWKS

G.M. Mike Keenan
Coach Mike Keenan
P.R. Jim DeMaria
Arena Chicago Stadium (17,317)
1800 W. Madison St.
Chicago, IL 60612
Phone (312) 733-5300
Hotel The Drake
Phone (312) 787-2200

DETROIT RED WINGS

G.M. Bryan Murray
Coach Bryan Murray
P.R. Bill Jamieson
Arena Joe Louis Arena (19,275)
600 Civic Center Dr.
Detroit, MI 48226
Phone (313) 567-7333
Hotel Omni International
Phone (313) 222-7700

EDMONTON OILERS

G.M. Glen Sather
Coach John Muckler
P.R. Bill Tuele
Arena Northlands Coliseum (17,300)
7424 118th Ave.
Edmonton, Alta. T5B 4M9
Phone (403) 474-8561
Hotel Westin
Phone (403) 426-3636

HARTFORD WHALERS

G.M. Ed Johnston
Coach Rick Ley
P.R. Phil Langan
Arena Hartford Civic Center (15,552)
One Civic Center Plaza
Hartford, CT 06103
Phone (203) 728-3366
Hotel Sheraton Hartford
Phone (203) 728-5151

LOS ANGELES KINGS

G.M. Fogie Vachon
Coach Tom Webster
P.R. Susan Carpenter
Arena The Great Western Forum (16,005)
3900 W. Manchester Blvd.
Inglewood, CA 90306
Phone (213) 419-3160
Hotel Sheraton Plaza La Reina
Phone (213) 642-1111

MINNESOTA NORTH STARS

G.M. Bob Clarke
Coach Bob Gainey
P.R. Joan Preston
Arena Met Sports Center (15,093)
7901 Cedar Ave. South
Bloomington, MN 55425
Phone (612) 853-9333
Hotel Airport Marriott (Bloomington)
Phone (617) 854-7441

MONTREAL CANADIENS

G.M. Serge Savard
Coach Pat Burns
P.R. Michele Lapointe
Arena Montreal Forum (16,074)
2313 St. Catherine St. West
Montreal, Que. H3H 1N2
Phone (514) 932-2582
Hotel Sheraton Centre
Phone (514) 878-2000

NEW JERSEY DEVILS

G.M. Lou Lamoriello
Coach John Cuniff
P.R. Dave Freed
Arena Byrne Meadowlands Arena (19,040)
P.O. Box 504
East Rutherford, NJ 07073
Phone (201) 935-6050
Hotel Plaza Suite Howard Johnson
Phone (201) 863-8700

NEW YORK ISLANDERS

G.M. Bill Torrey
Coach Al Arbour
P.R. Greg Bouris
Arena Nassau Memorial Coliseum (16,297)
Hempstead Turnpike
Uniondale, NY 11553
Phone (516) 794-4100
Hotel Long Island Marriott
Phone (516) 794-3800

1990-91 NHL ALIGNMENT

The National Hockey League embarks upon its 74th regular season with conference and division alignments remaining the same.

PRINCE OF WALES CONFERENCE

PATRICK DIVISION

Pittsburgh Penguins
New Jersey Devils (4-3)
New York Islanders (3-4)
New York Rangers (4-3)
Philadelphia Flyers (3-4)
Washington Capitals (3-4)

ADAMS DIVISION

Boston Bruins (1-2)
Buffalo Sabres (1-2)
Hartford Whalers (1-2)
Montreal Canadiens (2-1)
Quebec Nordiques (2-1)

CLARENCE CAMPBELL CONFERENCE

NORRIS DIVISION

Chicago Blackhawks (2-1)
Detroit Red Wings (2-1)
Minnesota North Stars (1-2)
St. Louis Blues (2-1)
Toronto Maple Leafs (1-2)

SMYTHE DIVISION

Calgary Flames (2-1)
Edmonton Oilers (2-1)
Los Angeles Kings (1-2)
Vancouver Canucks (2-1)
Winnipeg Jets (1-2)

Numbers in parentheses indicate number of games against each opponent by Pittsburgh for the 1990-91 season (home-away).

UNBALANCED SCHEDULE

Each of the 21 teams will play an 80-game schedule with those teams in the Smythe, Norris and Adams Division having eight games (four home and four away) against each of their divisional opponents, plus three games against each of the remaining 16 teams in the league. The six teams in the Patrick Division will play seven games (three home and four away or vice-versa, alternating the extra home game each year) and three games vs each of the other 15 teams in the NHL. In the case of the three games, teams will play two home and one away or vice-versa, alternating the extra home game each year.

STANLEY CUP PLAYOFFS

At the conclusion of the regular schedule, the top four finishers in each division will qualify for the Stanley Cup Playoffs.

The opening round features divisional playoffs that will have the first place club oppose the fourth place team and second versus third in the best-of-seven series. The winners of each series will advance to a best-of-seven divisional final series, with the team gaining higher standing during the regular season holding home-ice advantage.

The four divisional winners will meet in a best-of-seven conference championship. The Smythe Division winner will face the Norris Division winner for the Campbell Conference title and the Patrick Division winner will face the Adams Division winner for the Prince of Wales Conference crown. Teams with the most points during the regular season will have home-ice advantage.

Conference winners will meet in the Stanley Cup Finals in a best-of-seven series, again with the team having the most regular season points getting the home-ice advantage. The finals will be played in a 2-2-1-1-1 setup with the team owning home-ice advantage having the first and second, fifth (if needed) and seventh (if needed) games in its building.

For the fifth consecutive year, all playoff series will be scheduled on a 2-2-1-1-1 basis.

TIE-BREAKING PROCEDURE

If two or more teams in the same division finish the regular season with an equal number of points, the following criteria, in order, are used to determine the order of finish:

- (1) The greater number of victories by each club.
- (2) The greater number of points earned by each club in games played among each club.
- (3) The greater differential between goals scored for and against during the entire 80-game season by each club.

PENGUINS ON THE ROAD

BOSTON BRUINS

G.M. Harry Sinden
 Coach Mike Milbury
 P.R. Heidi Holland
 Arena Boston Garden (14,448)
 150 Causeway St.
 Boston, MA 02114
 Phone (617) 227-3209
 Hotel Marriott Long Wharf
 Phone (617) 227-0800

BUFFALO SABRES

G.M. Gerry Meehan
 Coach Rick Dudley
 P.R. John Gurtler
 Arena Memorial Auditorium (16,433)
 140 Main St.
 Buffalo, NY 14202
 Phone (716) 856-7300
 Hotel Buffalo Hilton
 Phone (716) 845-5100

CALGARY FLAMES

G.M. Cliff Fletcher
 Coach Doug Risebrough
 P.R. Rick Skaggs
 Arena Olympic Saddledome (16,703)
 P.O. Box 1540
 Station "M"
 Calgary, Alta. T2P 3B9
 Phone (403) 261-0475
 Hotel Westin Hotel
 Phone (403) 267-2841

CHICAGO BLACKHAWKS

G.M. Mike Keenan
 Coach Mike Keenan
 P.R. Jim DeMaria
 Arena Chicago Stadium (17,317)
 1800 W. Madison St.
 Chicago, IL 60612
 Phone (312) 733-5300
 Hotel The Drake
 Phone (312) 787-2200

DETROIT RED WINGS

G.M. Bryan Murray
 Coach Bryan Murray
 P.R. Bill Jamieson
 Arena Joe Louis Arena (19,275)
 600 Civic Center Dr.
 Detroit, MI 48226
 Phone (313) 567-7333
 Hotel Omni International
 Phone (313) 222-7700

EDMONTON OILERS

G.M. Glen Sather
 Coach John Muckler
 P.R. Bill Tuele
 Arena Northlands Coliseum (17,300)
 7424 118th Ave.
 Edmonton, Alta. T5B 4M9
 Phone (403) 474-8561
 Hotel Westin
 Phone (403) 426-3636

HARTFORD WHALERS

G.M. Ed Johnston
 Coach Rick Ley
 P.R. Phil Langan
 Arena Hartford Civic Center (15,552)
 One Civic Center Plaza
 Hartford, CT 06103
 Phone (203) 728-3366
 Hotel Sheraton Hartford
 Phone (203) 728-5151

LOS ANGELES KINGS

G.M. Rogie Vachon
 Coach Tom Webster
 P.R. Susan Carpenter
 Arena The Great Western Forum (16,005)
 3901 W. Manchester Blvd.
 Inglewood, CA 90306
 Phone (213) 419-3160
 Hotel Sheraton Plaza La Reina
 Phone (213) 642-1111

MINNESOTA NORTH STARS

G.M. Bob Clarke
 Coach Bob Gainey
 P.R. Joan Preston
 Arena Met Sports Center (15,093)
 3901 Cedar Ave. South
 Bloomington, MN 55425
 Phone (612) 853-9333
 Hotel Airport Marriott (Bloomington)
 Phone (617) 854-7441

MONTREAL CANADIENS

G.M. Serge Savard
 Coach Pat Burns
 P.R. Michele Lapointe
 Arena Montreal Forum (16,074)
 2313 St. Catherine St. West
 Montreal, Que. H3H 1N2
 Phone (514) 932-2582
 Hotel Sheraton Centre
 Phone (514) 878-2000

NEW JERSEY DEVILS

G.M. Lou Lamoriello
 Coach John Cunniff
 P.R. Dave Freed
 Arena Byrne Meadowlands Arena (19,040)
 P.O. Box 504
 East Rutherford, NJ 07073
 Phone (201) 935-6050
 Hotel Plaza Suite Howard Johnson
 Phone (201) 863-8700

NEW YORK ISLANDERS

G.M. Bill Torrey
 Coach Al Arbour
 P.R. Greg Bouris
 Arena Nassau Memorial Coliseum (16,297)
 Hempstead Turnpike
 Uniondale, NY 11553
 Phone (516) 794-4100
 Hotel Long Island Marriott
 Phone (516) 794-3800

*Sep 14-15
 Seattle
 thru month
 before
 190 before
 of road side*

*PJ Bretts
 Herne*

PENGUINS ON THE ROAD

NEW YORK RANGERS

G.M. Neil Smith
 Coach Roger Neilson
 P.R. Barry Watkins
 Arena Madison Square Garden (16,651)
 4 Pennsylvania Plaza
 New York, NY 10001
 Phone (212) 563-8036
 Hotel Marriott Marquis
 Phone (212) 398-1900

PHILADELPHIA FLYERS

G.M. Russ Farwell
 Coach Paul Holmgren
 P.R. Rodger Gottlieb
 Arena The Spectrum (17,147)
 Pattison Place
 Philadelphia, PA 19148
 Phone (215) 465-4500
 Hotel Sheraton Society Hill
 Phone (215) 238-6000

QUEBEC NORDIQUES

G.M. Pierre Page
 Coach Dave Chambers
 P.R. Nicole Bouchard/Jean Martineau
 Arena Quebec Coliseum (15,399)
 2205 Ave. du Colisee
 Quebec, Que. G1L 4W7
 Phone (418) 529-8441
 Hotel Hilton International
 Phone (418) 647-2411

ST. LOUIS BLUES

G.M. Ron Caron
 Coach Brian Sutter
 P.R. Susie Mathieu
 Arena The Arena (17,968)
 5700 Oakland Ave.
 St. Louis, MO 63110
 Phone (314) 781-5300
 Hotel Hyatt Regency
 Phone (314) 241-6664

NHL - MONTREAL

President ... John Ziegler, Jr.
 Exec. V.P. ... Brian O'Neill
 P.R. Gary Meagher
 Stats Benny Ercolani
 960 Sun Life Bldg.
 1155 Metcalfe St.
 Montreal, Que H3B 2W2
 Phone (514) 871-9220

NHL - TORONTO

V.P., Project Development - Scotty Morrison
 Executive Director, Hockey Operations - Jim Gregory
 Director of Officiating - Bryan Lewis
 Asst. Director of Officials - Wally Harris
 Coordinator of Development - Will Norris
 Suite 200
 1 Greensboro Dr.
 Rexdale, Ont. M9W 1C8
 Phone - (416) 245-2926 (Officiating)
 Phone - (416) 245-1813 (Central Scouting)

TORONTO MAPLE LEAFS

G.M. Floyd Smith
 Coach Doug Carpenter
 P.R. Bob Stellick
 Arena Maple Leaf Gardens (16,182)
 60 Carlton St.
 Toronto, Ont. M5B 1L1
 Phone (416) 977-1641
 Hotel Hilton International
 Phone (416) 869-3456

VANCOUVER CANUCKS

G.M. Pat Quinn
 Coach Bob McCammon
 P.R. Darcy Rota
 Arena Pacific Coliseum (16,160)
 100 N. Renfrew St.
 Vancouver, B.C. V5K 3N7
 Phone (604) 254-5141
 Hotel Pan Pacific Vancouver Hotel
 Phone (604) 662-8111

WASHINGTON CAPITALS

G.M. David Poile
 Coach Terry Murray
 P.R. Lou Corletto
 Arena Capital Centre (18,130)
 Landover, MD 20785
 Phone (301) 386-7084
 Hotel Greenbelt Marriott
 Phone (301) 441-3700

WINNIPEG JETS

G.M. Mike Smith
 Coach Bob Murdoch
 P.R. Mike O'Hearn
 Arena Winnipeg Arena (15,405)
 15-1430 Maroons Road
 Winnipeg, Man. R3G 0L7
 Phone (204) 783-5387
 Hotel Westin
 Phone (204) 957-1350

NHL - NEW YORK

V.P. Steve Ryan
 P.R. Gerry Helper
 650 Fifth Ave.
 New York, NY 10019
 Phone (212) 398-1100

Lentle - beach

16,005

GIBSON
 10 GAW
 in NY
 11-21
 33

Robb ball

Shot - eat Thursday

will play

Sandstrom ? hit with puck in eye

practiced

9-1-1 P-OANS
 confere 11 to 11
 11-0-00

MEDIA INFORMATION

CREDENTIALS: Season passes are issued to those members of the media covering the Penguins on a regular basis. Single game passes are available on a space available basis only to working members of the media and must be reserved the day before the game you need to cover by contacting the Penguins' Public Relations Office.

PRESS LOUNGE: The press lounge is located across from the locker rooms on the lower level at Gates 3/4. Members of the media and the off-ice officials must show their press pass at the door for admittance. The press lounge will open at 6:00 PM with dinner and beverages served prior to the game. It is closed during the game but will open again after the game for filing purposes.

SERVICES: Game notes and lineup sheets will be available in the press lounge and press box. Final game summaries will be available in the press box, press lounge and locker rooms after the game. Information on injuries during the game will be distributed throughout the press box as soon as it is practical. Out-of-town scores will be given to home and visiting broadcasters during the game on a regular basis.

LOCKER ROOMS: The locker rooms will be open to the media 10 minutes after the conclusion of the game per League requirements. Only working members of the media with the appropriate identification will be admitted.

POST GAME: The quickest way to get to the locker room from the press box is to walk down the ramp to the left of the press box stairs. At the bottom of the ramp, take the stairs straight ahead down one level. The locker rooms are straight ahead at Gate #2.

OFF-ICE OFFICIALS

Supervisor of Officials:	Paul Schlosser
Goal Judges:	Jack Powell, Ron Harris, Leo Rudzki & Joe Ferraro
Official Scorers:	Dave Reynolds & Keith Schreiber
Game Timekeeper:	Paul Schlosser
Penalty Timekeepers:	Bob Ferons & Bob Maitland
Statistician:	Jim Gricar

GAME NIGHT STAFF

Statistics:	Mike Amoroso, Jim Duss, Phil Spano & Eugene Susi
Computer Statistics:	Ed Machen
Video:	Glenn Digby
Home Dressing Room:	Frank Sculli & Tracy Luppe
Visiting Dressing Room:	A. T. Caggliano
Home Runway:	Don Wagner
Visiting Runway:	Don Johnson
P. A. Announcer:	John Barbero
Organist:	Vince Lascheid
Message Board:	Mike Ficarelli
Wives Lounge:	Norm Trageser
PR Game Staff:	John Fedorek, Mike Hughes & Chris Span