



PITTSBURGH PENGUINS VS 2
 MONTREAL CANADIENS 1

DATE: OCTOBER 7, 1993

PERIOD: 1 2 **FINAL (NOT)**

GAME NO.	W	L	T	POINTS
2	1	1	-	2
HOME GAME NO.	W	L	T	POINTS
1	1	-	-	2
NHL NO.	ATTENDANCE			
13	17,039			

REFEREE TERRY GREGSON
 LINESMEN GERRARD GAUTHIER
JERRY PATEMAN

#	PER	TEAM	SCORED BY	ASSIST	ASSIST	TIME	PGH	MON	E	P	S
1	1	MON	MULLER (2)	BELLOWS	DAMPHOUSSE	9:29	7-10-32-33	(1)-14-23-25-34			✓
2	2	PGH	TOCCHET (1)	STEVENS	FRANCIS	0:35	5-10-(22)-25-55	21-22-24-28			✓
3	3		NO SCORING								
4	OT	PGH	MULLEN (2)	FRANCIS		1:13	5-(7)-10-28-29	11-14-23-24-25			✓
5											
6											
7											
8											
9											
10											
11											
12											
13											
14											
15											
16											
17											

SCORING BY PERIOD						SHOTS ON GOAL					POWER PLAY (GOALS / OPP.)					PENALTIES / MINUTES							
	1ST	2ND	3RD	OT	T	1ST	2ND	3RD	OT	T	1ST	2ND	3RD	OT	T	1ST	2ND	3RD	OT	T			
PGH	0	1	0	1	2	PGH	13	19	6	1	39	PGH	0/2	1/2	0/1	-	1/5	PGH	2/4	2/4	2/4	-	6/12
MON	1	0	0	0	1	MON	6	8	16	1	35	MON	1/1	0/1	0/2	-	1/4	MON	4/8	2/4	1/2	-	7/4

SHOTS PER PERIOD AND PLUS/MINUS														PENALTIES				
NO	PITTSBURGH					NO	MONTREAL					PER	TEAM	PLAYER	MIN	OFFENSE	TIME	
	1	2	3	OT	T		1	2	3	OT	T							
5	1	1			2	8	1				1	1	PGH	STEVENS	2	SLASHING	7:59	
6					0	11	1				1	-1	MON	POPOVIC	2	INTERFERENCE	12:05	
7	1			1	2	12			1	1	2	0	MON	DAIGNEAULT	2	HOOKING	15:18	
10		4			4	14		1	1		2	-1	MON	HEANE	2	HOOKING	19:22	
19	1	1	1		3	15	1		2		3	0	MON	BRISEBOIS	2	ROUGHING	19:48	
20					0	20					0	0	PGH	McSORLEY	2	ROUGHING	19:48	
22	1	2			3	21	1		1		2	0	MON	HALLER	2	HOOKING	5:57	
24		2			2	22					0	0	MON	ODELEIN	2	CROSSCHECKING	5:57	
25	2	2			4	23	1	2		4	-1	2	PGH	FRANCIS	2	ROUGHING	5:57	
26					0	24			1		1	-1	PGH	STEVENS	2	HIGHSTICKING	10:47	
28	1				1	25	1	3	2		6	-1	PGH	McSORLEY	2	HOLDING/STICK	2:30	
29	2	1			3	26		1			1	0	MON	ODELEIN	2	HOLDING	9:03	
32	2	1			3	28			1		1	0	PGH	FRANCIS	2	TRIPPING	9:54	
33	2	1	1		4	34	1		1		2	0						
39	1				1	43					1	0						
55	1	1	1		3	45			1		1	2						
68	2	2			4	47	2	1	1		4	0						
82					0	48			2		2	0						
NO	PLAYER					NO	PLAYER											
35	BARRASSO SHOTS					33	ROY SHOTS											
MIN	20:00 SAVES					MIN	6:13 SAVES											
31	WREGGET SHOTS					37	RACICOT SHOTS											
MIN	4:13 SAVES					MIN	SAVES											

NOTES

GOALTENDER CHANGE WREGGET REPLACES BARRASSO AT THE START OF THE 2ND PERIOD

THREE STARS	TEAM
1. MULLEN	PGH



PITTSBURGH PENGUINS VS 3
 NEW YORK RANGERS 2

DATE: OCTOBER 9, 1993

PERIOD: 1 2 (FINAL)

GAME NO.	W	L	T	POINTS
3	2	1	0	4
HOME GAME NO.	W	L	T	POINTS
2	2	0	0	4
NHL NO.	ATTENDANCE			
23	16,994			

REFEREE: PAUL STEWART
 LINESMEN: GERARD GAUTHIER
 JERRY PATEMAN

#	PER	TEAM	SCORED BY	ASSIST	ASSIST	TIME	PGH	NYR	E	P	S
1	1	NYR	MESSIER (2)	KOVALEV		0:38	5-7-10-28-29	2-9-11-25-27	✓		
2	1	PGH	BROWN (1)	JAGR	TAGLIANETTI	7:25	(4)-32-55-68-82	6-10-13-22-24	✓		
3	1	NYR	GARTNER (2)	NEMCHINOV		13:08	7-10-25-55-68	6-13-22-24			✓
4	2	PGH	STRAKA (2)	JAGR	BROWN	3:40	5-24-28-68-82	2-9-11-25-27	✓		
5	3	PGH	STRAKA (3)	SAMUELSSON, U	MURPHY	14:00	5-24-55-68-82	3-9-11-22	✓		
6											
7											
8											
9											
10											
11											
12											
13											
14											
15											
16											
17											

SCORING BY PERIOD					SHOTS ON GOAL					POWER PLAY (GOALS/OPP.)					PENALTIES / MINUTES								
	1ST	2ND	3RD	OT	T		1ST	2ND	3RD	OT	T		1ST	2ND	3RD	OT	T		1ST	2ND	3RD	OT	T
PGH	1	1	1		3	PGH	13	14	6		33	PGH	0/1	0/3	1/1		1/5	PGH	3/6	-	2/4		5/10
NYR	2	0	0		2	NYR	18	10	5		33	NYR	0/3	-	-		0/3	NYR	1/2	3/6	4/16		8/4

SHOTS PER PERIOD AND PLUS/MINUS											PENALTIES										
NO	PITTSBURGH	1	2	3	OT	T	+/-	NO	NY RANGERS	1	2	3	OT	T	+/-	PER	TEAM	PLAYER	MIN	OFFENSE	TIME
5	SAMUELSSON, U		1	1		2	0	2	LEETCH	2	1			3	0	1	PGH	TROTTIER	2	HOOKING	2:36
6	RAMSEY	1	1			2	0	3	PATRICK					0	0	1	PGH	MCSORLEY	2	HOOKING	7:58
7	MULLEN			1		1	-2	4	LOWE	1				1	0	1	NYR	TIKKANEN	2	HOLDING	11:41
10	FRANCIS	1				1	-2	6	LIDSTER		1			1	0	1	PGH	RAMSEY	2	TRIPPING	15:52
19	TROTTIER	1				1	0	8	TURCOTTE	1				1	0	2	NYR	KOVALEV	2	HOOKING	0:52
20	DANIELS	1				1	0	9	GRAVES					0	0	2	NYR	LOWE	2	TRIPPING	7:45
22	TOCCHET	1				1	0	10	TIKKANEN	2	1			3	-1	2	NYR	WELLS	2	UNSPORTSMAN COND.	17:21
24	BROWN	3				3	2	11	MESSIER	3	1			4	0	3	NYR	TIKKANEN	2	HIGH STICKING	10:18
25	STEVENS	2				2	-1	13	NEMCHINOV	1				1	0	3	NYR	WELLS	2	ROUGHING	10:18
26	STAPLETON	1				1	0	15	HUDSON	1	1			2	0	3	PGH	TOCCHET	2	ROUGHING	10:18
28	SAMUELSSON, K					0	0	17	GILBERT	1				1	0	3	PGH	STEVENS	2	ROUGHING	10:18
29	NASLUND	2				2	-1	18	HARTMAN	1	1			2	0	3	NYR	LIDSTER	2	TRIPPING	12:04
32	TAGLIANETTI		1			1	1	22	GARTNER	3	1			5	0	3	NYR	HARTMAN	10	MISCONDUCT	16:02
33	MCSORLEY	3	1			4	0	24	WELLS	1				1	0						
39	NEEDHAM					0	0	25	HARPOTSEV	1	2			3	0						
55	MURPHY	2				2	0	26	MOCUR			1		1	0						
68	JAGR	2	4	1		7	1	27	KOVALEV	2	1			3	0						
82	STRAKA	1	1			2	2	33	AMONTE	1				1	0						
NO	PLAYER	1	2	3	OT	T		NO	PLAYER	1	2	3	OT	T							
31	WREGGET	8	6	5		19		33	RICHTER	3	4	6		13							
MIN	60:00	SAVES	16	10	5	31		MIN	59:01	SAVES	12	3	5	30							
30	ROMANO	SHOTS						30	HEALY	SHOTS											
MIN		SAVES						MIN		SAVES											

NOTES

THREE STARS TEAM
 1. STRAKA PGH



NORDIQUES DE QUÉBEC

VS. PENGUINS DE PITTSBURGH

DATE 10 OCTOBRE 1993

OCTOBER 10, 1993

Match no. / Game no.	3	G/W	0	P/L	1	N/T	1	Points	1
Match local no. / Home game no.	1	G/W	0	P/L	0	N/T	0	Points	0
No. LNH / NHL no.	33	Assistance / Attendance							14 731

ARBITRE / REFEREE BILL MCCREARY
 JUGES DE LIGNE / LINESMEN RON ASKESTONE
FRERE CHAMPoux

RÉVISION / RECAP

But / Goal	Per.	Temps Time	Equipe Team	Compté par Scored by	Assistances / Assists	E	J	P	DN	S	Joueurs sur la patinoire / Players on ice
1	1	4:26	PIT	STRAKA	FRANCIŠ STEVENS	X					H 7-11-25-51-59 V 5-10-25-28-82
2	1	6:38	QUE	KOVALENKO	SIMON SAJTC	X					H 7-12-19-51-59 V 2-25-26-31-33
3	1	6:57	QUE	SAJTC	KOVALENKO LESCHYSHYN	X					H 7-12-19-51-59 V 2-25-26-31-33
4	1	11:00	PIT	JAGR	MULLEN MURPHY	X					H 5-13-43-59 V 2-10-55-68-82
5	2	2:20	PIT	STRAKA	JAGR NASLUND	X					H 7-12-23-43-52 V 5-29-33-68-82
6	2	7:57	QUE	KOVALENKO	LESCHYSHYN SAJTC	X					H 7-11-19-43-51 V 6-24-26-33
7	3	2:58	QUE	LINDBERG	SUNDIN LAPORTE	X					H 7-12-19-51-52 V 6-10-22-25-55
8	3	3:31	QUE	SAJTC	KOVALENKO SIMON	X					H 5-13-19-43-59 V 6-24-55-68-82
9	3	5:21	QUE	LAPORTE	LINDBERG SUNDIN	X					H 7-2-22-23-81 V 5-4-10-22-28
10	3	12:10	PIT	MULLEN	FRANCIŠ	X					H 2-5-9-13-31 V 33-55-68-82
11	3	12:30	QUE	RISSET	SUNDIN	X					H V
12											H V
13											H V
14											H V
15											H V

Buts-Goals / Per.	1	2	3	ST/OT	T
NORDIQUES	2	1	4		7
PENGUINS	2	1	1		4

Lancers au but / Shots on goal	1	2	3	ST/OT	T
NORDIQUES	15	11	14		40
PENGUINS	6	13	11		30

Buts / Goals	No. BJP	Tentatives
Jeux pils. / Pow. play	PPG in	Attempts
NORDIQUES	2	9
PENGUINS	1	4

Punitions/Penalties	No.	Pun./ Pen.
NORDIQUES	10	31
PENGUINS	14	31

- *** TROIS ÉTOILES / THREE STARS
1. A. KOVALENKO
 2. J. JAGR
 3. J. SAJTC

No	Nordiques	Lancers / Shots					No	PENGUINS	Lancers / Shots					
		1	2	3	ST	T			1	2	3	ST	T	
2	MURPHY	1	1			2	JENNINGS	0						
5	GUSAROV	1	1			2	SAMUELSSON	1	1					2
7	LESCHYSHYN	2				2	BRANDE	1	1					1
9	RISSET	1	2			3	MULLEN	1	1	2				3
11	NOLAN	0	1	3		4	FRANCIŠ	1						1
12	SIMON	1				1	DANIELS	1						1
13	SUNDIN	3	2			5	TOSCHET	4	2					6
14	LINDBERG	1				1	BROWN	1	1					1
19	SAJTC	1	3			4	STAVANS	1	2					3
27	GELINAS	1	1	2		4	STAPLETON	1	1					1
23	MADERMO	1				1	SAMUELSSON	1						1
25	RUCINSKY	2				2	NASLUND	1						1
29	FINN	1				1	LAPORTE	1						1
31	KAMENSKY	2				2	MCSORLEY	1	1					2
47	LAPORTE	1				2	NEEDHAM	1						1
51	KOVALENKO	2	1			3	MURPHY	1	2	3				5
52	FRANCIŠ	1	1			2	JAGR	1	2					3
59	KARPA	1				1	STRAKA	1	2					3
35	RISSET	1				1	BORRANO	1						1
44	TOSCHET	1				1	MURPHY	1						1

Punitions / Penalties					
Per.	Equip. / Team	Joueur / Player	Min.	Offense	Temps / Time
1	PIT	STEVENS	2	RUDESSÉ-POUVAING	2:16
1	PIT	TOSCHET	5	RATTU-FRÉCHING	10:05
1	QUE	SIMON	5	RATTU-FRÉCHING	---
1	QUE	FOOTE	2	RUDESSÉ-POUVAING	10:46
1	QUE	FOOTE	2	BÉLÈVE-H-STICK	13:01
1	PIT	MCSORLEY	2	TRÉBUCHÉ-TRÉPANE	15:38
1	PIT	TACTIANETTI	2	TRÉBUCHÉ-TRÉPANE	19:34
2	QUE	FINN	2	TRÉBUCHÉ-TRÉPANE	3:52
2	PIT	JAGR	2	RETENU-HOLDING	4:07
2	PIT	STEVENS	2	RUDESSÉ-POUVAING	6:47
2	PIT	SAMUELSSON	2	BÉLÈVE-H-STICK	6:54
2	QUE	RISSET	2	BÉLÈVE-H-STICK	---
2	PIT	MCSORLEY	2	TRÉBUCHÉ-TRÉPANE	19:21
3	PIT	JENNINGS	2	D.FOOTE-CHECK	5:53
3	PIT	JENNINGS	2	RUDESSÉ-POUVAING	---
3	QUE	KOVALENKO	2	D.FOOTE-CHECK	---
3	PIT	STEVENS	2	C.ANTIP-UNSHIEL	8:17
3	QUE	KARPA	2	C.ANTIP-UNSHIEL	---
3	QUE	KARPA	1	IN.COM - MESSINA	---
3	PIT	SAMUELSSON	2	ACCUSE-HOLDING	9:00
3	QUE	GELINAS	2	BÉLÈVE-H-STICK	15:09
3	PIT	TOSCHET	2	RUDESSÉ-POUVAING	16:07
3	PIT	TOSCHET	2	RUDESSÉ-POUVAING	---
3	QUE	LAPORTE	2	RUDESSÉ-POUVAING	---

NOTES:

RÉSULTATS À L'ÉTRANGER:
 OUT OF TOWN SCORES:



FLORIDA PANTHERS VS PITTSBURGH PENGUINS

GAME #	W	L	T	P/B
4	1	1	1	3
HOME #	W	L	T	P/B
1	0	0	0	0
NHL #	ATTENDANCE			
043	14,372			

Referee: MARK FAUCETT

Linesmen: GREG DEVORSKI

BOB HODGES

DATE: OCTOBER 12, 1993

START TIME: 7:148

END TIME:

LENGTH OF GAME:

PER	H-V	TIME	T	SCORED BY	ASSISTS	T	PLAYERS ON ICE
2	V	17:40	P	STRAKA 6	JAGR, McSORLEY	R	H 5-19-29-27-44 V 2-35-9-68-73
3	V	3:51	P	MULLEN 4		S	H 5-11-27-39-44 V 6-7-10-85
3	H	11:32	F	MELLANDY	DAVYDOV, NIERENHAYEN	E	H 2-7-11-20-44 V 3-12-23-25-33

FINAL

RECAP

GOALS BY PERIOD	1	2	3	OT	FINAL
PENGUINS	0	1	1	-	2
PANTHERS	0	0	1	-	1

SHOTS ON GOAL	1	2	3	OT	FINAL
PENGUINS	9	8	12	-	29
PANTHERS	5	11	8	-	24

PWR PLAY	MINS	PPG	ATTMPTS	TOTAL
PIT	11:06	0/2	0/2	0/5
FLA	12	0/2	0/2	0/7

PENALTY	NO	MIN	MAJ	MIS	PIM
PENGUINS	9	9	1	-	21
PANTHERS	10	9	1	-	23

#	PANTHERS					#	PENGUINS					PENALTIES					
	1	2	3	T	P		1	2	3	T	P	1	2	3	T	P	
1	VAN DIEBROUCK					1	WREGLLEY					1	PIT MUEPHY 2 HOLDING 7:05 P2				
2	CROBIA					2	JENNINGS					2	FLA FITZGERALD 2 TRIPPING 13:57 P2				
3	BROWN					3	BROWN					3	PIT McSORLEY 2 FIGHTING 14:29 P2				
4	HOGAN					4	McSORLEY					4	FLA LINDSAY 2 CROSSCHECK 14:35 P2				
5	SKOUDLAND					5	JAGR					5	FLA LINDSAY 2 HOOKING 14:46 P3				
6	LEVINS					6	STRAKA					6	PIT TOUCHET 2 ROUGHING 14:23				
7	MURPHY					7	U. SAMUELSSON					7	FLA BENNING 2 ROUGHING 14:23				
8	BENNING					8	MIKE RAMSEY					8	FLA GODNYNYWA 2 HOLDING 15:06 P4				
9	LOWRY					9	JOE MULLEN					9	PIT JAGR 2 ROUGH 15:36 P3				
10	DAVYDOV					10	FRANCIS					10	PIT McSORLEY 5 FIGHTING 17:38				
11	HULL					11	TROTTIER					11	FLA LEVINS 5 FIGHTING 17:38				
12	LOMAKIN					12	DANIELS					12	PIT U. SAMUELSSON 2 CROSSCHECKING 17:57 P4				
13	FITZGERALD					13	TOUCHET					13	PIT U. SAMUELSSON 2 HOLDING 21:57 P5				
14	LINDSAY					14	STEVENS					14	FLA SKOUDLAND 2 HOLDING 21:01 P5				
15	SEVERIN					15	STABELYON					15	PIT TOUCHET 4 ROUGHING 21:32 P5				
16	DELANO					16	K. SAMUELSSON					16	FLA BENNING 2 ROUGHING 21:32				
17	MELLANDY					17	DASLUND					17	FLA DAVYDOV 2 HOOKING 21:57 P6				
18	GODNYNYWA					18	NIEGDHAN					18	FLA MELLANDY 2 HIGHSTICKING 17:38				
19	NIERENHAYEN					19	MURPHY										
20	GOALTENDER					20	GOALTENDER										
21	VANDIEBROUCK					21	WREGLLEY										
22	FITZPATRICK					22	ROMANO										
	EMPTY NET						EMPTY NET										

NOTES: VANDIEBROUCK Pulled at 19:44 of the 3rd Period

THREE STARS
1. <u>MARTIN STRAKA</u>
2. <u>JOHN VANDIEBROUCK</u>
3. <u>JOE MULLEN</u>



TAMPA BAY LIGHTNING

VS. Pittsburgh Penguins

DATE 10-14-93

Game Start = 7:40 pm



GAME NO.	4	W	0	3	0	POINTS	0	
HOME GAME NO.	2	W	3	2	0	POINTS	6	
FRIL NO.	51	ATTENDANCE					20,132	

REFEREE MARC FAUCETTE
LINESMEN GOLOS DAVASKI
BOB HODGES

RECAP

GOALS BY PERIOD	1	2	3	OT	T
TAMPA BAY LIGHTNING	2	0	1	-	3
PIT PENGUINS	0	1	1	-	2

SHOTS ON GOAL	1	2	3	OT	T
TAMPA BAY LIGHTNING	13	16	11	-	40
PIT PENGUINS	10	7	11	-	28

POWER PLAY GOALS	PPG IN	ATTEMPTS
TAMPA BAY LIGHTNING	1	7
PIT PENGUINS	0	1

PENALTIES	NO.	MIN.
TAMPA BAY LIGHTNING	3	6:00
PIT PENGUINS	9	18:00

- *** THREE STARS ***
- PUPPA
 - Wraggert
 - Bradley

X - TAMPA BAY POWERPLAY
O - PITTSBURGH POWERPLAY

PERIOD	TIME	TEAM	SCORED BY	ASSISTS	I	P	S	PLAYERS ON ICE
1	8:00	TB	Cole	Klima SAVARD	X			H 2-21-24-85 V 2-22-25-85
1	12:32	TB	BRADLEY	BEDNS KLIMA		X		H 2-19-22-85 V 5-7-10-85
2	2:30	P	STRAKA	McSorley			X	H 2-14-24-85 V 7-33-55-68-82
3	12:52	P	TACCHET	BROWN			X	H 2-7-28-29-77 V 6-24-55-68-82
3	18:20	TB	TUCKER	ZAMONEN SAVARD	X			H 6-7-20-24-79 V 3-10-33-28-85

TAMPA BAY LIGHTNING	SHOTS					PIT PENGUINS	SHOTS				
	1	2	3	OT	T		1	2	3	OT	T
BEEDNS	1	1	-	-	2	3	1	-	2	-	3
WAGGERT	-	1	-	-	1	5	1	1	1	-	3
ZAMONEN	1	-	2	-	3	6	1	-	-	-	1
SAVARD	3	3	1	-	7	7	-	1	-	-	1
McSORLEY	-	1	2	-	3	10	1	1	1	-	3
TUCKER	-	-	1	-	1	19	-	-	-	-	0
STANT	-	-	-	-	0	20	-	-	1	-	1
MULLON	-	-	-	-	0	22	2	1	-	-	3
BRADLEY	2	-	-	-	2	24	1	1	-	-	2
STRAKA	-	2	-	-	2	25	-	-	2	-	2
COLE	1	1	2	-	4	26	-	-	1	-	1
BRADLEY	1	2	-	-	3	27	-	-	-	-	0
VILKIN	-	-	-	-	0	29	1	-	-	-	1
BRADLEY	-	1	-	-	1	33	-	-	-	-	0
BRADLEY	1	1	2	-	4	31	-	-	-	-	0
MULLON	1	1	1	-	3	35	-	-	2	-	2
TACCHET	2	1	-	-	3	38	1	-	1	-	2
STRAKA	-	1	-	-	1	39	1	2	-	-	3
DAVASKI	-	-	-	-	0	40	-	-	-	-	28
PUPPA	28/2	-	-	-	0	41	40/3	-	-	-	0

PER TEAM	PLAYER	MIN	OFFENSE	TIME
1 P	STANT	2	HOLDING	12:05 X
1 P	MULLON	2	SLASHING	13:13
1 TB	BRADLEY	2	SLASHING	13:13
1 P	STANT	2	SLASHING	15:24
1 P	STANT	2	UNSPORTSMAN	15:24 X
1 TB	BRADLEY	2	HOLDING	16:34
2 TB	KLIMA	2	TRIPPING	11:25 0
2 P	SAMUELSSON	2	HOLDING STICK	3:15 X
2 P	SAMUELSSON	2	HOLDING STICK	10:40 X
2 P	TACCHET	2	TRIPPING	15:06 X
3 P	DANIELS	2	TRIPPING	5:42 X
3 P	DANIELS	2	TRIPPING	19:30 X

Timeout 19:36 3rd
PULL GOALIE AT 18:59



PITTSBURGH PENGUINS VS 5
HARTFORD WHALERS 3

DATE: OCTOBER 16, 1993

PERIOD: 1 2 **FINAL**

GAME NO.	W	L	T	POINTS
7	4	3	0	8
HOME GAME NO.	W	L	T	POINTS
3	3	0	0	6
NHL NO.	ATTENDANCE			
60	16,624			

REFEREE LANCE ROBERTS
LINESMEN TON ASSALISTINE
KEVIN COLLINS


#	PER	TEAM	SCORED BY	ASSIST	ASSIST	TIME	PGH	HAR	E	P	S
1	1	PGH	MURPHY ①	SAMUELSSON, U	FRANCIS	0:23	5-10-22-25 (53)	10-15-18-44			✓
2	1	PGH	TOCCHET ②	MURPHY	FRANCIS	5:13	5-10 (22)-25-55	10-20-22-44			✓
3	1	PGH	STEVENS ①	FRANCIS	TAGLIANETTI	12:24	10-22 (25)-32-33	7-10-18-22-44			✓
4	1	HAR	PROPP ②	HRON	GREIG	15:46	6-20-24-55	6 (15)-17-18-37			✓
5	2	PGH	STRAKA ③	JAGR		6:40	5-29-55-65 (32)	6-17-20-37-39			✓
6	2	PGH	BROWN ②	JAGR	TAGLIANETTI	10:57	(24) 32-55-68-82	10-18-20-39-44			✓
7	3	HAR	SANDERSON ③	CASSELLS	GREIG	1:29	10-22-25-32-55	5 (8)-17-21-41			✓
8	3	HAR	VERBEEK ⑤	CASSELLS	MCCRIMMON	7:52	5-24-28-68-82	6-8-10 (10)-21			✓
9											
10											
11											
12											
13											
14											
15											
16											
17											

SCORING BY PERIOD					SHOTS ON GOAL					POWER PLAY (GOALS / OPP.)					PENALTIES / MINUTES								
	1ST	2ND	3RD	OT	T		1ST	2ND	3RD	OT	T		1ST	2ND	3RD	OT	T		1ST	2ND	3RD	OT	T
PGH	3	2	0		5	PGH	8	2	0		30	PGH	2/4	0/2	0/2		2/8	PGH	5/21	2/4	1/2		8/27
HAR	1	0	2		3	HAR	4	6	0		20	HAR	1/3	0/2	0/1		1/6	HAR	5/3	2/4	2/4		9/11

SHOTS PER PERIOD AND PLUS/MINUS													PENALTIES										
NO	PITTSBURGH	1	2	3	OT	T	+	-	NO	HARTFORD	1	2	3	OT	T	+	-	PER TEAM	PLAYER	MIN	OFFENSE	TIME	
5	SAMUELSSON, U	1				1	0	5	WEINRICH	1				1	1	1	1	HAR	SANDLAK	2	INTERFERENCE	0:17	
6	RAMSEY		1			1	0	6	BURT	1				1	0	1	0	HAR	SANDLAK	2	HOOKING	4:41	
7	MULLEN					0	0	7	CUNNINGWORTH	1				1	-1	1	-1	HAR	SANDLAK	2	IMPASSIVE GOAL	4:41	
10	FRANCIS					1	1	0	8	SANDERSON				1	1	2	1	PGH	TOCCHET	2	HOOKING	9:55	
19	TROTTER					0	0	10	MCCRIMMON						-1	1	-1	PGH	SAMUELSSON, U	2	HIGH STICKING	14:16	
20	DANIELS	1				1	0	14	SANDLAK					0	0	1	0	HAR	JANSENS	5	FIGHTING	15:57	
22	TOCCHET	3	1	4		8	0	15	PROPP	2	2	4	0	1	PGH	MCSORLEY	2	INSTIGATING	15:57	15:57			
24	BROWN	3	2	5		5	0	16	VERBEEK	2	2	4	1	1	PGH	MCSORLEY	5	FIGHTING	15:57	15:57			
25	STEVENS	1	1			2	0	17	GREIG	1	1	2	0	1	PGH	MCSORLEY	10	GAME MISCONDUCT	15:57	15:57			
26	STAPLETON	1				1	0	18	HRON						-2	1	-2	HAR	PROPP	2	HOLDING	17:34	
28	SAMUELSSON, U	1				1	-1	20	HYPREOS						-2	2	-2	PGH	TAGLIANETTI	2	HIGH STICKING	7:35	
29	NASLUND					1	1	21	CASSELLS						2	2	2	PGH	SAMUELSSON, U	2	HOLDING / STICK	12:21	
32	TAGLIANETTI					1	1	22	JANSENS	1	1	2	-1	2	-1	2	-1	HAR	GREIG	2	HIGH STICKING	12:58	
33	MCSORLEY					1	33	MCKENZIE						0	2	0	2	HAR	SANDLAK	2	HOLDING	15:58	
39	NEEDHAM					0	37	KECZMER	3	3	-1	3	-1	3	-1	3	-1	HAR	MCKENZIE	2	SLASHING	2:19	
55	MURPHY	2	1	1		4	1	39	PETROVICKY						-2	3	-2	PGH	JAGR	2	HOOKING	4:30	
68	JAGR	1	1	1		3	1	41	PEDERSEN						1	3	1	HAR	HYPREOS	2	SLASHING	17:56	
82	STRAKA	2				2	1	44	FRONGER	1				1	-2								
NO	PLAYER	1	2	3	OT	T	NO	PLAYER	1	2	3	OT	T										
35	BARRASSO SHOTS	4	6	10		20	40	PIETRANGELO SHOTS	8	9			17										
MIN	60:00 SAVES	3	6	8		17	MIN	30:57 SAVES	5	7			12										
31	WREGGAT SHOTS						31	GOSELIN SHOTS					3	10	13								
MIN	SAVES						MIN	29:03 SAVES					3	10	13								

NOTES
GOALTENDER CHANGE GOSELIN REPLACES PIETRANGELO
AT 10:57 OF THE 2ND PERIOD

THREE STARS TEAM



PITTSBURGH PENGUINS

October 19, 1993

Nassau Veterans Memorial Coliseum

6	1	4	0	2
Home #	W	L	T	Pts
2	0	1	0	0
NHL #	Attendance			
78	10,574			
Game Start			Game End	
7:38			10:13	

Referee: MARK FAUCETTE
 Linesmen: MARK VINES, GERRARD GAUTHIER
 Video Replay Judge: DAN SHEA

FINAL

#	PER	TEAM	TIME	SCORED BY	ASSISTS	E	P	S	PLAYERS ON ICE
1	1	P	:30	Murphy @	Straka Jagr	X			H 23-37-25-20-26 V 6-53-24-68-82
2	1	P	8:23	K.Samuelsson @	Francis Stevens	X			H 4-28-10-12-18 V 5-29-7-10-25
3	1	P	10:27	Needham @		X			H 23-37-27-77-32 V 5-28-20-26-87
4	2	NY	4:46	Flatley @	Hogue Turgeon	X			H 23-37-20(26)-33-77 V 5-55-10-24-68
5	3	NY	13:31	Kurvers @	Flatley Ferraro	X			H 4(27)-25-20-26 V 6-55-20-39-82
6									H
7									V
8									H
9									V
10									H
11									V
12									H
13									V
14									H
15									V

GOALS BY PER.	1	2	3	OT	F
PENGUINS	3	0	0		3
ISLANDERS	0	1	1		2

SHOTS	1	2	3	OT	F
PENGUINS	10	11	9		30
ISLANDERS	10	24	13		47

POWER PLAY	TIME	PPG	ATT	SH
PENGUINS	6:24	0	4	0
ISLANDERS	6:24	0	4	0

PENALTIES	#	MI	MA	MIS	PIM
PENGUINS	6	5	0	1	20
ISLANDERS	5	4	0	1	18

THREE STARS
 1. TOM BARRASSO
 2. PATRICK FLATLEY
 3. TOM KURVERS
 selected by
 JEFF WILLIAMS

#	PENGUINS	SHOTS					#	ISLANDERS	SHOTS							
		1	2	3	OT	T			+	-	1	2	3	OT	T	+
3	JENNINGS					0	4	KRUPP					1		1	E
3	U.SAMUELSSON	2	1			3	11	KASPARAITIS	1	2			3		E	
6	RAMSEY					0	63	MALAKIN	2	2			4		-1	
28	K.SAMUELSSON	1	1			2	28	KURVERS	1	1			2		E	
35	MCSORLEY	1	1	2		4	57	VASKE	1	1			2		-1	
65	MURPHY	1	1	2		4	47	PILON					0		E	
7	MULLEN	2				2	10	LOISELLE			1		1		-1	
10	FRANCIS	1	2			3	12	VUKOTA	1				1		-1	
19	FROTTIER					1	15	DALGARNO					0		E	
20	DANIELS					1	18	HELNIS	2				2		-1	
24	BRAUN	2	2			4	65	FERRARO	2	1	2		5		+1	
25	STEVENS					0	69	VOLEK	1	1			2		E	
26	STARLETON		1			1	26	FLATLEY	2				2		+1	
29	NASLUND					0	27	KING	1	4			5		-1	
39	NEEDHAM	1	1			2	32	THOMAS	1	2	1		4		-1	
62	JAGR	1	1	1		3	33	HOGUE	2	2			4		+1	
63	STRAKA					0	39	GREEN	1	2	1		4		E	
66	AGLIANETTI					0	77	TURGEON		2	3		5		E	
#	GOALIE	MIN	SH	SV	GA		#	GOALIE	MIN	SH	SV	GA				
65	BARRASSO	60	47	45	2		55	DRAPER	10:27	6	3	3				
31	WREGGET						72	HORTALL	18:59	24	0	0				

PENALTIES						
P	TEAM	PLAYER	MIN	INFRACTION	TIME	PP#
1	P	McSorley	2	Slashing	12:29	NY1
2	NY	Hogue	2	Interference	21:40	P1
2	NY	Vukota	2	Unsport. Cond.	8:07	P2
2	P	Tagliaventi	2	Elbowing	13:26	NY2
2	NY	Hogue	2	EJ bowing	19:18	P3
3	P	Mullen	2	Interference	8:18	NY3
3	P	Tagliaventi	2	Roughing	14:00	NY4
3	NY	Thomas	2	Interference	14:24	P4
3	P	K.Samuelsson	10	Misconduct	20:00	
3	P	U.Samuelsson	2	Roughing	20:00	
3	M	Thomas	10	Misconduct	20:00	

Hortall replaces Draper 10:27 of 1st period.
 Draper - 6 shots, 5 goals



BUFFALO SABRES

VS. PITTSBURGH PENGUINS

DATE OCTOBER 22, 1993



GAME NO.	8	W	1	7	-	POINTS	2	
HOME GAME NO.	4	W	0	4	-	POINTS	0	
NHL NO.	96	ATTENDANCE					15,237	

REFEREE MARQUELLI
 LINESMEN McFARLAN
HODGES

GOAL #	PERIOD	TIME	TEAM	SCORED BY	ASSISTS	E	P	S	PLAYERS ON ICE
1	1	1:25	PITT	JAGR ³	STRAKA BROWN				H 16-19-24-27-41 V 5-24-36-38-82
2	1	7:40	BUF	KHMYLEV ¹	SUTTON AUDETTE				H 8-13-20-28-41 V 10-22-25-38-36
3	2	7:33	PITT	JAGR ⁴	BROWN				H 8-16-19-27-41 V 6-24-55-68-82
4	3	11:01	PITT	STEVENS ²	FRANCIS TOCCHET				H 20-21-22-24-41 V 6-10-22-25-55
5	3	11:46	PITT	BROWN ²	JAGR STRAKA				H 8-16-27-28-42 V 3-5-24-69-82
6	3	13:34	BUF	PRESLEY ¹	BODGER PLANTE				H 8-16-18-24-26-32 V 7-10-29-33-36
7									H V
8									H V
9									H V
10									H V
11									H V
12									H V
13									H V
14									H V
15									H V

RECAP

GOALS BY PERIOD	1	2	3	OT	T
BUFFALO	1	0	1		2
PITTSBURGH	1	1	2		4

SHOTS ON GOAL

	1	2	3	OT	T
BUFFALO	4	6	9		19
PITTSBURGH	11	15	12		38

POWER PLAY GOALS

	PPG IN	ATTEMPTS
BUFFALO	0	1
PITTSBURGH	0	2

PENALTIES

	NO	MIN
BUFFALO	3	6
PITTSBURGH	2	4

- *** THREE STARS ***
- J. JAGR
 - D. BROWN
 - R. FRANCIS

#	TEAM	SHOTS				#	TEAM	SHOTS					
		1	2	3	OT			1	2	3	OT		
39	HASEK					35	GARRASSO						
9	BOUTCHER	2	1		3	3	LENNINGS						+1
6	CARNEY			1		5	SAMUELSON			3		+2	3
8	BODGER		1			6	RAMSEY				1	+2	1
29	MOLLER				1	33	MCSORLEY			1		-2	1
41	SUTTON					36	ANDALUSIAK					-1	
42	SMEHLIK					53	MURPHY	2		1	+2	3	
70	HAWERCHUK		1		1	7	MULLEN	1			-1	1	
16	Lo Fontaine					10	FRANCIS		2	1	-1	3	
18	DRESLEY				1	19	TROTTIER				1	1	
19	WOOD	1				20	DANIELS		2			2	
20	SWEENEY					20	TOCCHET	1	1	2	E	4	
21	THOMAS					34	BROWN	2	1	2	+3	5	
22	SIMPSON	1			1	50	STEVENS	2	3	2	E	7	
26	PLANTE					26	STALETON		1	1		2	
27	MAY				1	19	NASLUND	1			-1	1	
28	AUDETTE		1		1	2	NEEDHAM						
32	MAY				1	69	JAGR	2	1		+3	3	
13	KHMYLEV	2	1			3	STRAKA			1	+3	1	
31	FUHR					31	WREGGET						

PENALTIES

PER	TEAM	PLAYER	MIN	OFFENSE	TIME
1	PITT	MCSORLEY	2	ELBOWING P-1	4:35
1	PITT	MURPHY	2	HIGHSTICKING	20:00
1	BUF	MAY	2	ROUGHING	20:00
2	BUF	BODGER	2	INTERFERENCE	17:07
2	BUF	MAY	2	INTERFERENCE	19:35
3	Pitt	U. Samuelsson	2	Roughing	20:00
3	Pitt	R. Roy	2	Roughing	20:00

START: 7:37 FINISH: 10:07 TIME: 2h 30mins

NOTES: HASEK OUT AT 13:30 ON A DELAYED PENALTY CALL (BUFFALO'S 2ND GOAL)

HASEK PLAYED 10:11 28 ON 4 IN



PITTSBURGH PENGUINS VS 3
ST. LOUIS BLUES 3

DATE: OCTOBER 23, 1993

PERIOD: 1 2 **FINAL IN OT**

GAME NO.	W	L	T	POINTS
10	6	3	1	13
HOME GAME NO.	W	L	T	POINTS
4	3	0	1	7
NHL NO.	ATTENDANCE			
101	17,101			

REFEREE RON HOGGARTH
 LINESMEN JERRY PATEMAN
ANDY McELMAN

#	PER	TEAM	SCORED BY	ASSIST	ASSIST	TIME	PGH	STL	E	P	S
1	1	STL	HOUSLEY (4)	HULL	BROWN	18:57	3-19-24-55	①-15-16-19-21			✓
2	2	PGH	FRANCIS (1)	STEVENS	MURPHY	18:25	⑩-22-25-33-55	5-14-19-21			✓
3	3	PGH	TOCCHET (3)	FRANCIS	McSORLEY	5:24	5-10-(22)-33	6-15-16-19-21			✓
4	3	STL	SHANAHAN (7)	BROWN		13:35	3-5-24-68-82	5-15-16-⑩-21			✓
5	3	PGH	MURPHY (3)	McSORLEY	TOCCHET	18:26	10-22-25-33-⑤	5-6-28-44			✓
6	3	STL	HOUSLEY (5)	JANNEY	HULL	19:47	5-10-19-22-55	②-14-15-16-19-21			✓
7	OT		NO SCORING								
8											
9											
10											
11											
12											
13											
14											
15											
16											
17											

SCORING BY PERIOD					SHOTS ON GOAL					POWER PLAY (GOALS/OPP.)					PENALTIES / MINUTES								
	1ST	2ND	3RD	OT	T		1ST	2ND	3RD	OT	T		1ST	2ND	3RD	OT	T		1ST	2ND	3RD	OT	T
PGH	0	1	2	0	3	PGH	8	9	1/2	1	40	PGH	0/2	1/2	1/3	-	2/7	PGH	1/2	4/8	4/8	1/5	10/23
STL	1	0	2	0	3	STL	8	1	7	3	29	STL	1/1	0/2	0/3	-	1/6	STL	2/4	3/6	5/10	1/5	11/25

SHOTS PER PERIOD AND PLUS/MINUS											PENALTIES										
NO	PITTSBURGH	1	2	3	OT	T	+/-	NO	ST. LOUIS	1	2	3	OT	T	+/-	PER	TEAM	PLAYER	MIN	OFFENSE	TIME
3	JENNINGS	1	1			2	-1	4	ZOMBO		1	1		2	0	1	STL	BARON	2	HOLDING	0:05
5	SAMUELSSON		1			1	-1	5	BUTCHER					1	1	1	STL	MIEHM	2	INTERFERENCE	5:59
6	RAMSEY					0	0	6	HOUSLEY	1	1	2		4	0	1	PGH	RAMSEY	2	INTERFERENCE	17:15
7	MULLEN	2				2	0	10	MONTGOMERY					0	0	2	STL	KOROLEV	2	HOLDING/STICK	4:28
10	FRANCIS	3				3	0	14	MILLER	1		1	2	1	2	2	PGH	RAMSEY	2	HOOKING	7:04
19	TROTTIER	1	1			2	-1	15	JANNEY					1	1	2	STL	SHANAHAN	2	SLASHING	9:13
10	DANIELS					0	0	16	HULL	2	2	2		6	1	2	PGH	DANIELS	2	SLASHING	9:13
22	TOCCHET	3	2			5	0	17	McRAE					0	0	2	PGH	TROTTIER	2	HOOKING	12:53
24	BROWN	1	1			2	-1	18	HRKAC					0	0	2	STL	BARON	2	INTERFERENCE	17:03
25	STEVENS	1	2			3	0	19	SHANAHAN	2	2	1	1	6	1	2	PGH	MULLEN	2	SLASHING	19:28
26	STAPLETON					0	0	21	BROWN	1	1		2	1	3	3	PGH	JENNINGS	2	HOLDING	21:44
29	NASLUND	2	1			3	0	28	BASSEN	1	1		2	0	3	3	PGH	ANDRUSAK	2	HOLDING	9:33
33	McSORLEY	3	1	2		6	1	34	BARON					0	0	3	STL	SHANAHAN	2	HOLDING	10:42
36	ANDRUSAK	2	2			4	0	36	BOZON	1		1		0	3	3	STL	BUTCHER	2	ELBOWING	16:22
39	NEEDHAM					0	0	37	MIEHM					0	0	3	STL	BROWN	2	HIGH STICKING	17:20
55	MURPHY	1	2	1	4	0	0	38	KOROLEV				1	1	0	3	STL	BROWN	2	HIGH STICKING	20:00
68	JAGR		1		1	-1	-1	39	CHASE	1				1	0	3	STL	BUTCHER	2	ROUGHING	20:00
82	STRARA	1	1			2	-1	44	HEDICAN	2			2	0	3	3	PGH	FRANCIS	2	HIGH STICKING	20:00
NO	PLAYER	1	2	3	OT	T		NO	PLAYER	1	2	3	OT	T		3	PGH	TOCCHET	2	ROUGHING	20:00
35	BARRASSO SHOTS	8	1	7	3	29		31	JOSEPH SHOTS	8	4	1/2	1	40		OT	STL	BUTCHER	5	FIGHTING	4:44
MIN	65:00 SAVES	7	4	5	3	26		MIN	64:08 SAVES	8	1/8	1/0	1	37		OT	PGH	TOCCHET	5	FIGHTING	4:44
31	WREGGET SHOTS							29	HRIVNAK SHOTS												
MIN	SAVES							MIN	SAVES												

NOTES

17,101 LARGEST ATTENDANCE IN PENGUINS HISTORY

THREE STARS

1. FRANCIS

TEAM

PGH



PITTSBURGH PENGUINS VS 3

QUEBEC NORDIQUES 7

DATE: OCTOBER 28, 1993

PERIOD: 1 2 (FINAL)

GAME NO.	W	L	T	POINTS
11	6	4	1	13
HOME GAME NO.	W	L	T	POINTS
5	3	1	1	7
NHL NO.	ATTENDANCE			
130	17,097			

REFEREE BILL MCCREARY
 LINESMEN JERRY PATEMAN
MARK VINES

#	PER	TEAM	SCORED BY	ASSIST	ASSIST	TIME	PGH	QUE	E	P	S
1	1	QUE	SUNDIN (6)	RICCI	SAKIC	12:29	5-10-22-33	7-9-(3)-19-25			✓
2	1	PGH	STEVENS (3)	LEMIEUX	FRANCIS	14:17	10-22-(25)-55-66	5-7-13-38			✓
3	2	QUE	RICCI (5)	RUCINSKY	YOUNG	4:33	5-7-10-29-52	7-(9)-25-48-59			✓
4	2	PGH	JENNINGS (1)	LEMIEUX		5:12	3-22-25-33-66	5-12-13-38-52			✓
5	2	PGH	FRANCIS (2)	MURPHY	STRAKA	5:39	6-(10)-24-55-68-82	19-29-31-51-73			✓
6	2	QUE	SAKIC (5)	KOVALENKO	HAMENSKY	14:03	3-22-24-33-68	7-(17)-31-51-59			✓
7	3	QUE	HAMENSKY (2)	LESCHYSHYN	SAKIC	9:00	6-22-25-55-66	7-19-(17)-38-52			✓
8	3	QUE	FOOTE (1)	YOUNG	RICCI	12:39	6-22-25-55-66	7-9-25-48-(52)			✓
9	3	QUE	SAKIC (6)	FOOTE	LESCHYSHYN	17:57	24-33-55-68	7-(19)-31-52			✓
10	3	QUE	SUNDIN (7)	GUSAROV	FRASER	19:03	6-7-10-55	5-12-(13)-38-59			✓
11											
12											
13											
14											
15											
16											
17											

SCORING BY PERIOD					SHOTS ON GOAL					POWER PLAY (GOALS / OPP.)					PENALTIES / MINUTES								
	1ST	2ND	3RD	OT	T		1ST	2ND	3RD	OT	T		1ST	2ND	3RD	OT	T		1ST	2ND	3RD	OT	T
PGH	1	2	0		3	PGH	1	8	13		32	PGH	1/2	-	0/1		1/3	PGH	2/4	2/4	3/6		7/4
QUE	1	2	4		7	QUE	1	10	9		30	QUE	1/2	0/2	1/2		2/6	QUE	2/4	-	2/4		4/8

SHOTS PER PERIOD AND PLUS/MINUS												PENALTIES									
NO	PITTSBURGH	1	2	3	OT	T	+/-	NO	QUEBEC	1	2	3	OT	T	+/-	PER	TEAM	PLAYER	MIN	OFFENSE	TIME
3	JENNINGS		1			1	0	5	GUSAROV						-1	1	PGH	STEVENS	2	BOARDING	5:45
5	SAMUELSSON, U	2		2		4	-1	7	LESCHYSHYN						5	1	PGH	JENNINGS	2	SLASHING	11:54
6	RAMSEY		1			1	-1	9	RICCI		1			1	2	1	QUE	RICCI	2	TRIPPING	13:49
7	MULLEN						-1	12	SIMON	1				1	-1	1	QUE	KOVALENKO	2	INTERFERENCE	15:15
10	FRANCIS		1			1	0	13	SUNDIN	2	1			3	-1	2	PGH	FRANCIS	2	HIGHSTICKING	10:21
20	DANIELS						0	15	TWIST					0	0	2	PGH	MURPHY	2	HIGHSTICKING	15:49
22	TOCCHET				1	1	-2	17	LINDBERG	1				1	0	3	PGH	JENNINGS	2	PLAY W/BROKEN STICK	2:20
24	BROWN	1	1			2	-1	19	SAKIC	3	5	1		9	2	3	QUE	SUNDIN	2	HOLDING	5:00
25	STEVENS	1	1	3		5	-1	22	GELINAS					0	0	3	QUE	LINDBERG	2	ROUGHING	16:11
26	STAPLETON						0	25	RUCINSKY					2	3	PGH	STEVENS	2	ROUGHING	16:11	
28	SAMUELSSON, K						0	29	FINN					-1	3	PGH	McSORLEY	2	ROUGHING	18:26	
29	NASLUND		1			1	-1	31	HAMENSKY	1	1	2		4	2						
32	TARLIANETTI						-1	38	FRASER	2				2	0						
53	McSORLEY	1				1	-1	48	YOUNG		1	3		4	2						
55	MURPHY	1	3			4	-2	51	KOVALENKO	1	1	1		3	0						
66	LEMIEUX	2	2	1		5	-1	52	FOOTE			1		1	2						
68	JAGR	3	1	2		6	-1	59	KARPA	1				1	2						
82	STRAKA						1	73	COTE						-1						
NO	PLAYER	1	2	3	OT	T		NO	PLAYER	1	2	3	OT	T							
25	BARRASSO SHOTS	1	6	9		30		41	THIBAUT SHOTS	1	8	13		32							
MIN	60:00 SAVES	10	8	5		23		MIN	60:00 SAVES	10	6	13		29							
31	WREGGET SHOTS							35	FISER SHOTS												
MIN	SAVES							MIN	SAVES												

NOTES

WITH HIS GOAL AT 5:39 OF THE 2ND PERIOD RON FRANCIS RECORDS HIS 1000TH NHL CAREER POINT (38TH PLAYER IN NHL HISTORY TO ACHIEVE THIS MILESTONE)

THREE STARS	TEAM
1. SAKIC	QUE



PITTSBURGH PENGUINS VS 4
CHICAGO BLACKHAWKS 3

DATE: OCTOBER 30, 1993

PERIOD: 1 2 **FINAL**

GAME NO.	W	L	T	POINTS
12	7	4	1	15
HOME GAME NO.	W	L	T	POINTS
6	4	1	1	9
NHL NO	ATTENDANCE			
142	17,372			

REFEREE ANDY VAN HELLEMOND
LINESMEN MARK VINES
MARK PARE

#	PER	TEAM	SCORED BY	ASSIST	ASSIST	TIME	PGH	CHI	E	P	S
1	1	CHI	SUTTER, B (2)	MURPHY	CHELIOS	3:15	6-10-33-55	7-10-12-17-27			✓
2	1	CHI	HIMBLE (2)	SHANTZ		17:06	10-24-29-32-33	7-8-11-20-32			✓
3	2	PGH	STAPLETON (1)	TOCCHET	STEVENS	7:16	22-25-26-32-55	5-7-15-17-27			✓
4	2	CHI	SUTTER, R (2)	MURPHY		18:21	5-22-25-26-33	5-7-15-17-27			✓
5	3	PGH	JAGR (5)	MURPHY	TOCCHET	2:43	10-22-25-55-68	6-23-32-33			✓
6	3	PGH	MULLEN (5)	JAGR	MURPHY	7:19	5-10-55-68	6-11-20-23-32			✓
7	3	PGH	JAGR (6)	MULLEN	FRANCIS	16:53	7-10-32-55-68	6-7-15-17-27			✓
8											
9											
10											
11											
12											
13											
14											
15											
16											
17											

SCORING BY PERIOD					SHOTS ON GOAL					POWER PLAY (GOALS / OPP.)					PENALTIES / MINUTES								
	1ST	2ND	3RD	OT	T		1ST	2ND	3RD	OT	T		1ST	2ND	3RD	OT	T		1ST	2ND	3RD	OT	T
PGH	0	1	3		4	PGH	11	14	21		46	PGH	0/1	0/1	1/3		1/5	PGH	2/4	1/2	-		3/6
CHI	2	1	0		3	CHI	14	14	6		34	CHI	1/2	0/1	-		1/3	CHI	2/4	-	3/6		5/10

SHOTS PER PERIOD AND PLUS/MINUS													PENALTIES								
NO	PITTSBURGH	1	2	3	OT	T	+/-	NO	CHICAGO	1	2	3	OT	T	+/-	PER	TEAM	PLAYER	MIN	OFFENSE	TIME
3	TENNINGS		1			1	0	2	MARCHMENT					1	1	PGH	RAMSEY	2	HOLDING	1:02	
5	SAMUELSSON, U	2	2	1		5	0	4	CARNEY					0	1	PGH	SAMUELSSON, U	2	CROSS CHECKING	1:53	
6	RAMSEY						0	5	SMITH	1				1	0	CHI	WILKINSON	2	HOOKING	3:30	
7	MULLEN	1	2	4		7	2	6	KUCERA					-2	1	CHI	SMITH	2	HOLDING	19:54	
10	FRANCIS	1	1			2	1	7	CHELIOS	1	1			3	-1	2	PGH	SAMUELSSON, U	2	DELAY OF GAME	9:10
20	DANIELS		1			1	0	8	RUSSELL					1	3	CHI	SMITH	2	HYPEREXTENSION	2:01	
22	TOCCHET	1				1	0	10	NOONAN	1	2			3	0	3	CHI	NOONAN	2	HOLDING	4:06
24	BROWN, D	1	1			2	-1	11	SHANTZ	1				1	0	3	CHI	KUCERA	2	HOOKING	10:20
25	STEVENS	3	1	3		7	0	12	SUTTER, B	2	2			4	0						
26	STAPLETON		2	2		4	0	14	TODD		1			1	0						
29	NASLUND		1			1	-1	15	SUTTER, R	1	1	1		3	-1						
32	TAGLIANETTI	1				1	1	17	MURPHY	3	2			5	-1						
33	McSORLEY		1			1	-2	20	HIMBLE	1				1	0						
34	BROWN, G						0	23	WILKINSON		1			1	-1						
37	KARABIN		1			1	0	26	LEMIEUX						0						
55	MURPHY	1	2	1		4	3	27	ROENICK	3	1	3		7	-1						
68	JAGR			3		3	2	32	MATTEAU		1	1		2	0						
82	STRAKA		2	3		5	0	33	GRAHAM		2			2	0						
NO	PLAYER	1	2	3	OT	T		NO	PLAYER	1	2	3	OT	T							
55	BARRASSO	SHOTS	4	4	6		34	31	HACKETT	SHOTS	1	4	2		46						
MIN	60:00	SAVES	2	3	6		31	MIN	59:14	SAVES	1	3	8		42						
51	WREGGETT	SHOTS					30	30	BELFOUR	SHOTS											
MIN		SAVES						MIN		SAVES											

NOTES


TONIGHT'S ATTENDANCE (17,372) IS THE HIGHEST EVER FOR A PENGUINS GAME AT THE CIVIC ARENA

THREE STARS

1. JAGR

TEAM

PGH



SHARKS vs PITTSBURGH PENGUINS
 DATE NOVEMBER 2, 1993

REFEREE: DAVE JACKSON
 LINESMEN: PIERRE CHAMPOUX, SCOTT DRISCOLL
 VIDEO GOAL JUDGE: LARRY WARNER

HOME GAME NO. 8 SHARKS GAME NO. 14 NHL GAME NO. 161
 POST-GAME RECORDS SHARKS 3-9-2 ATTENDANCE: 16,162
 VIS. 7-4-2 PERIOD 1 2 Final
 START TIME: 7:38 END TIME: 10:39

#	TEAM	TYPE	SCORED BY (G)	ASSISTS	TIME	SHARKS		PITTSBURGH		SCORING BY PERIOD					
						G	A	G	A	1st	2nd	3rd	OT	T	
1	PIT	F	STEVENS (4)	LEMIEUX	17:46	10	6	7	8	24	0	1	2	0	3
2	PIT	PP	LEMIEUX (1)	STEVENS, TOCCHET	14:35	12	2	33	38	25	30	66	55	22	
3	SJ	E	NORTON (2)	GARPENLOV, MAKAROV	17:06	10	6	7	24	25	32	66	55	24	
4	SJ	E	GAUDREAU (2)	ERREY	2:59	12	2	33	37	37	32	66	55	22	
5	SJ	E	CRAIGWELL (2)	ERREY, SYKORA	15:01	12	2	33	37	25	32	66	55	22	
6	PIT	F	SAMUELSSON (1)	TOCCHET, LEMIEUX	15:32	17	2	33	37	25	32	66	55	22	
7															
8															
9															
10															
11															
12															
13															
14															
15															
16															
16															
17															
18															
19															
20															

SHOTS PER PERIOD & PLUS/MINUS										PENALTIES											
NO	SHARKS	1	2	3	OT	T	+	NO	PITTSBURGH	1	2	3	OT	T	PER	PLAYER	TEAM	MIN	OFFENSE	TIME	
2	R. ZETTLER						+1	3	G. JENNINGS						1	BENCH	PIT	2	TOO MANY MEN	3:37	
6	S. OZOLINSH	1	1	1		3	0	5	U. SAMUELSSON						1	PEDERSON	SJ	2	HOLDING	10:58	
7	I. LARIONOV	1				1	0	1	J. MULLER	2	1	2		5	1	ZMOLEK	SJ	2	HOOKING	19:06	
8	J. NORTON	1	1			2	0	10	K. FRANCIS	1	1	1	3		2	NASLUND	PIT	2	INTERFERE	6:38	
10	J. GARPENLOV	1	1			2	0	20	J. DANIELS	1	1		2		2	IRBE	SJ	2	DELAY GAME	8:40	
11	G. DUCHESNE	1	1	1		3	0	22	R. TOCCHET	2	2		4		2	STEVENS	PIT	2	ROUGHING	8:44	
12	B. ERREY	1				1	+1	24	D. BROWN						2	ZETTLER	SJ	2	ROUGHING	8:44	
17	P. FALLOON		2			2	0	25	K. STEVENS	3	1	1	5		2	SAMUELSSON	PIT	2	TRIPPING	10:48	
15	D. ZMOLEK	1				1	0	26	M. STAPLETON	1			1		2	SAMUELSSON	PIT	2	ROUGHING	13:20	
24	S. MAKAROV		2			1	0	29	M. NASLUND	1			1		2	PEDERSON	SJ	2	HOLDING	13:29	
25	D. MALEY		1			1	0	32	P. TAGLIANETTY	1			1	-2	2	MALEY	SJ	2	HIGHSTICK	13:29	
27	T. ELIK	1	1	2		4	0	33	M. MCSORLEY		1	1	2	+1	3	SAMUELSSON	PIT	2	CROSSCHECK	4:46	
33	D. CRAIGWELL		1			1	+1	34	G. BROWN						3	ERREY	SJ	2	TRIPPING	11:04	
36	J. ODGERS	1	1			2	0	37	J. KARARIN						3	SAMUELSSON	PIT	2	ROUGHING	18:47	
37	R. GAUDREAU	1	4			5	+1	45	L. MURPHY	1	1	3	1	6	-2	3	DUCHESNE	SJ	2	ROUGHING	19:47
38	M. SYKORA						+1	66	M. LEMIEUX	3	3		6	-1	OT	ZETTLER	SJ	2	HIGHSTICK	1:52	
41	T. PEDERSON	1				1	0	58	J. JAGR	1			1								
47	I. MCLEAN						0	82	M. STRAKA												
29	J. WAITE						0	41	K. WERGOTZ												
35	A. IRBE						0	45	T. BARRASSO												
TOTALS		9	11	10	0	30		TOTALS		8	11	15	4	38							

GOALTENDER STATISTICS													
NO	PLAYER	1	2	3	OT	T	NO	PLAYER	1	2	3	OT	T
32	IRBE SH	8	11	15	4	38	35	BARRASSO SH	9	11	10	0	30
MIN	ENG: 0 SV	7	10	14	4	35	MIN	ENG: 0 SV	9	10	8	0	27
	SH							SH					
MIN	ENG: 0 SV						MIN	ENG: 0 SV					

NOTES									
PIT- TOO MANY MEN PENALTY SERVED BY JAGR @ 3:37									
SJ- IRBE'S DELAY OF GAME PENALTY SERVED BY ODGERS @ 8:40 OF THE 2nd.									
PIT- TIME-OUT CALLED @ 2:55 OF OVERTIME.									

PITTSBURGH PENGUINS

GAME # 14

November 3, 1993

NEUTRAL SITE GAME

10.117

DATE

ATTENDANCE

Buffalo Sabres 2
HOME TEAM

Pittsburgh Penguins 6
VISITORS

(8-4-2)

RECORD

Dave Jackson

Brad Lazarowich, Jay Sharrers

REFEREE

LINESMEN

SCORE	GOAL	ASSISTS	ON ICE FOR	AGAINST	TIME	PENALTIES	TIME
1-0	P Tocchet (4) (Jennings)				5:09	P Ramsey (Interference)	2:59
	P (3,22,25,34,82) B (4,19,26,32,41)					P Ramsey (Holding)	6:40
1-1	S Mogilny (5) (Hawerchuk, Fuhr)				8:13	B Smehlik (Holding)	8:55
	S (4,10,13,16,89) P (20,26,32,33)				PPG	B Moller (Hooking)	13:35
1-2	B Simpson (6) (Mogilny, LaFontaine)				11:22	P Murphy (Hooking)	14:54
	B (4,16,22,41,89) P (6,7,20,26,55)					B Moller (Slashing)	15:37
SECOND PERIOD							
2-2	P Jagr (7) (Unassisted)				2:00	P Stevens (Instigating)	17:43
	P (3,22,33,68,82) B (4,13,14,19,24)					P Stevens (Instigating)	17:43
3-2	P Mullen (6) (Jagr)				6:05	P Stevens (Fighting)	17:43
	P (6,7,10,55,68) B (10,15,24,27,42)					P Stevens (Game Misconduct)	17:43
						B Sutton (Fighting)	17:43
THIRD PERIOD							
4-2	P Jagr (8) (D.Brown, Paek)				5:06	P Stevens (Cross Misconduct)	20:00
	P (2,24,32,68,82) B (16,22,41,42,89)					SECOND PERIOD	
						B May (Holding)	2:55
5-2	P Brown, D. (4) (Tocchet, Murphy)				6:35	P Murphy (Slashing)	8:52
	P (22,24,33,55,82) B (5,8,14,18)				PPG	B Bench (Too Many Men)	11:21
6-2	P Francis (3) (Jagr, Taglianetti)				8:08	P Tocchet (Holding)	16:28
	P (7,10,32,55,68) B (4,16,22,41,89)					P McSorley (Roughing)	18:25
						B Wood (Roughing)	18:25
						THIRD PERIOD	
						B Bodger (Holding)	1:30
						B Smehlik (Hooking)	6:25
						B Hawerchuk (Slashing)	12:06
						P Tocchet (Hooking)	18:52

#	PLAYER	SPOTS	1	2	3	OT	TOT	#	PLAYER	SPOTS	1	2	3	OT	TOT
2	Paek					+1	0	4	Boucher		1				1
3	Jennings			1		+2	1	5	Muni						0
6	Ramsey			1			1	8	Bodger		1	1			2
7	Mullen		1	2		+1	3	10	Hawerchuk		1	2			3
10	Francis		2		2	+2	4	13	Khmylev		1		1		2
20	Daniels					-1	0	14	Hannan						0
22	Tocchet		2			+2	2	15	Petrenko						0
24	Brown, D			1	3	+1	4	16	LaFontaine		1	2			3
25	Stevens					+1	0	18	Proseley				1		1
26	Stapleton		2			-1	2	19	Wood		2	2			4
29	Naslund				1		1	22	Simpson		1	1	2		4
32	Taglianetti		1	1		+2	2	24	Moller						0
33	McSorley		1			+1	0	26	Plante						0
34	Brown, G					+1	1	27	May						0
37	Karabin						0	32	Kay						0
55	Murphy			2		+1	2	41	Sutton		1	1	1		3
68	Jagr		2	5	1	+4	8	42	Smehlik						0
82	Straka		1	1		+3	2	89	Mogilny		2	1	2		5
TOTALS			12	14	7		33	TOTALS			11	10	7		28

35	Barrasso	SHOTS	11	10	7		28	31	Fuhr	SHOTS	12	14	7		33
MIN	60:00	SAVES	9	10	7		26	MIN	60:00	SAVES	11	12	4		27
31	Wregget	SHOTS						39	Hasek	SHOTS					
MIN		SAVES						MIN		SAVES					

TEAM	1	2	3	OT	TOTAL	ASSISTS	PTS	PLN	PM	PPG	ATV	SHO
PITTSBURGH	1	2	3		6	8	14	12	43	1	8	0
BUFFALO	2	0	0		2	4	6	10	23	1	8	0

3 STARS 1. Jagr

2. Francis

3. Mogilny

GAME NO. 14



KINGS vs. Pittsburgh Penguins REFeree Dan Marouelli
 DATE November 6, 1993 LINESMEN Shane Hever
 GAME NO. 15 Scott Driscoll
 RECORDS LA: 8-5-2 ATTENDANCE 16,005 -- sellout
 Ptt: 8-5-2

SCORING

#	PER	TEAM	GOAL	SCORED BY	ASSIST	ASSIST	TIME	PLAYERS ON ICE
1	1	LA	PP	Kurri 7	Gretzky	Robitaille	1:20	H 2-4 20-99-17 V 3-55 66-22
2	1	LA		Sandstrom 4	Robitaille	Houda	3:50	H 2-6 20-8-7 V 5-55 25-66-22
3	1	LA		Thompson 1	Robitaille	Gretzky	10:51	H 3-4 20-99-17 V 3-34 7-82-68
4	2	LA		Donnelly 3	McEachern		8:56	H 5-25 21-51-11 V 5-39 7-82-68
5	2	LA	PP	Blake 6	Zhitnik	Gretzky	11:48	H 4-2 7-99-20 V 5-55 24
6	2	LA	SH	Watters 1	Gretzky		14:37	H 4-5 99-21 V 33-55 25-82-68
7	2	Ptt		Stovers 5	Toohat	Straka	15:25	H 6-2 20-51-27 V 34-33 25-82-22
8	2	Ptt		Toohat 5	Brown, G.	Lemieux	16:36	H 4-3 18-99-20 V 34-33 25-66-22
9	2	LA		Sandstrom 5	Rychal		18:47	H 4-3 7-99-10 V 33-34 25-66-22
10	3	LA		Rychal 4	Sandstrom	Sydor	4:08	H 3-4 10-99-7 V 5-33 25-66-22
11	3	Ptt	PP	Stovers 6	Lemieux	Jagr	4:56	H 2-4 15-18 V 34-10 25-66-68
12								
13								
14								
15								
16								

SCORING BY PERIOD

	1st	2nd	3rd	OT	T
KINGS	3	4	1		8
Pitt.	0	2	1		3

SHOTS ON GOAL

	1st	2nd	3rd	OT	T
KINGS	10	13	14		37
Pitt.	13	12	13		38

POWER-PLAY GOALS

KINGS	2	PPG IN	7	ATTP
Pitt.	1	PPG IN	8	ATTP

PENALTIES

KINGS	15	PPG IN	50	ATTP
Pitt.	16	PPG IN	68	ATTP

THREE STARS

- Gretzky
- Robitaille
- Watters


SHOTS PER PERIOD

NO.	KINGS	1st	2nd	3rd	OT	T	W.	NO.	VISITORS	1st	2nd	3rd	OT	T	W.
2	Zhitnik		2			2	E	3	Jennings						-
3	Thompson					1	+2	5	Samuelsson						-3
4	Blake		3	4		8	+3	7	Mullen	2	2	1		5	-2
5	Watters					1	+2	10	Francis	2	2	2		4	E
6	Houda					1	E	20	Daniels	1				1	E
7	Sandstrom	2	2			5	+3	22	Toohat	1	2			3	-1
8	Murphy						+1	24	Brown - D.			2		2	E
10	Rychal					1	+2	25	Stevens	1	1			3	-2
11	Donnelly	2	2			5	+1	26	Stapleton						E
15	Conacher					2	E	28	Naslund					1	E
17	Kurri					1	+1	32	Tagliarettili					1	E
18	Taylor					1	-1	33	McSorley	2	1	1		4	-2
20	Robitaille		1	2		3	E	34	Brown - G.		2			2	E
21	Granato		2			2	+2	37	Karabin	-DNP-					-
25	Sydor						+1	58	Murphy	2	2			4	-2
27	Thomlinson						-1	66	Lemieux	1	2	3		6	-2
51	McEachern					2	E	68	Jagr	1				1	-3
99	Gretzky					2	+3	82	Straka	1				1	-2
								31	Wregget						
								35	Barraso						
TOTAL		10	13	14		37		TOTAL		13	12	13		38	
PPG/ATT		2/3	3/3	0/2		5/8		PPG/ATT		2/5	0/2	1/3		3/10	
PEN/PIM		5/11	7/11	7/11		19/33		PEN/PIM		8/13	8/13	7/11		23/37	

PENALTIES

NO.	PLAYER	TEAM	MIN	OFFENSE	TIME
1	Samuelsson	Ptt	2:12	Hook/Rough	0:40
1	Granato	LA	2	Rough	0:48
1	McSorley	Ptt	2	Unsportsmanlike conduct	6:48
1	Sydor	LA	2	Hold	8:18
1	Taylor	LA	2	Hook	11:18
1	Donnelly	LA	2	Hook	17:14
1	McSorley	Ptt	2	Trip	19:03
2	Toohat	Ptt	2	Rough	2:56
2	Houda	LA	2	Rough	2:56
2	McEachern	LA	2	Hook	6:46
2	Lemieux	Ptt	2	Charge	10:16
2	Tagliarettili	Ptt	2/5	Interfere/Flag	10:16
2	Tagliarettili	Ptt	10	10-min misc	10:16
2	Tagliarettili	Ptt	10/10	Double game	10:16
2	Murphy	LA	5	Fight	10:16
2	Thomlinson	LA	2	Interfere	13:18
2	Jennings	Ptt	2	Hold	18:57
3	Toohat	Ptt	5	Fight	4:42
3	Murphy	LA	2/5	Susp/Flag	4:42
3	McSorley	Ptt	5	Fight	5:53
3	Rychal	LA	5	Fight	5:53
3	Brown, G.	Ptt	2	Hook	8:53
3	McSorley	Ptt	5	Fight	15:54
3	Thomlinson	LA	2/5	Interfere/Flag	15:54
3	Thomlinson	LA	10	Game misc	15:54
3	Houda	LA	2	Hook	18:23

NOTES Brent Thompson's 1st NHL goal. . . Wregget replaced Barraso to start 3rd. . . Barraso: 40:00, 23 shots, 7 goals (1 goal)
 Wregget: 20:00, 14 shots, 1 goal
 Off-ice assist to Sydor on 8th LA goal. . .
 Watters' 1st NHL goal since 3/2/90 (131 regular season games)



MIGHTY DUCKS OF ANAHEIM VS. PITTSBURGH PENGUINS

Nov. 7, 1993

	W	L	T	PTS
SEASON	3	10	2	8
HOME	2	6	2	6
ATTENDANCE:	17,083			
REFEREE:	Richard Truhlar			
LINESMEN:	Scott Driscoll & Shane Heyer			

GAME# 15
HOME GAME# 10
NHL GAME # 192

#	GAME SCORE	P	TIME	TEAM	GOAL	ASSISTS	DUCKS ON ICE	VISITORS ON ICE	P	TEAM	PLAYER	MIN	OFFENSE	TIME	SERVED BY
1	1-0	1	11:27	ANA	E HILL	2 Semenov Kasatonov	3 18 6 19	3 33 10 68	1	PIT	Tocchet	2	Roughing	10:23	
2	1-1	1	11:48	PIT	E FRANCIS	4 Jagr McSorley	3 16 6 20	3 33 10 68	1	PIT	Francis	2	Hooking	11:37	
3	2-1	1	12:45	ANA	E YAKE	5 Carnback Sacco	2 21 29 14 25	2 29 82 7 34	2	ANA	Bench	2	Too Many	11:35	Ewen
4	2-2	1	17:57	PIT	P STEVENS	7 Tocchet Francis	2 20 14 29	10 25 66 22 55	2	ANA	Ewen	2	Roughing	4:56	
5	3-2	2	5:28	ANA	P SEMENOV	5 Kasatonov Holder	7 18 23 16 19	3 10 33 7 33	2	ANA	Hill	2	Interference	16:09	
6	3-3	2	15:46	PIT	E RAMSEY	1 Mullan Murphy	3 14 25 6 21	6 26 55 7 29	2	ANA	Dallas	2	Holding	18:49	Stevens
7	3-4	3	3:55	PIT	E STEVENS	9 Murphy	7 18 23 16 19	34 25 82 22 55	3	PIT	Naslund	2	Tipping	0:02	
8	3-5	3	15:07	PIT	E JAGR	9 Mullen Francis	3 16 19 6 18	5 10 68 7 34							
9	4-5	3	15:28	ANA	E CARNBACK	2	2 24 29 21 25	5 10 68 7 34							
10															
11															
12															
13															
14															
15															
16															
17															
18															
19															
20															

NO	MIGHTY DUCKS	SHOTS					
		1	2	3	OT	T	+
2	Dallas	1	3			4	2
3	Ferner	1				1	-2
6	Hill	2				2	-2
7	Kasatonov						-1
14	Sacco	2	2			4	
16	Dorris	1	1			2	-3
18	Yake		1	1		2	-1
19	Semenov		3			3	-1
20	Corburn	1				1	-1
21	Carnback		1	1		2	1
22	Van Allen						
23	Holder	1		2		3	-1
24	Lony		1	1		2	1
25	Yake	1	1	1		3	1
29	Ladouceur						2
82	Grisson						
33	Thompson						
86	Ewen	1				1	
TOTAL		11	10	9		30	

NO	VISITORS	SHOTS					
		1	2	3	OT	T	+
2	Pack	1				1	-1
3	Jennings	1	1			2	
5	U. Sammelsson			1		1	
6	Ramsey		1			1	1
7	Mullan	1		1		2	
10	Francis	2				2	
20	Daniels						
22	Tocchet	2	1			3	1
24	Brown						
25	Stevens	2	2	2		6	1
26	Stapleton			1		1	1
29	Naslund						
33	McSorley	1	4	1		6	
34	Brown						
55	Murphy	1	1	1		3	2
66	Lemieux	2				2	3
68	Jagr		2	1		3	
82	Straka		2			2	
TOTAL		13	15	10		38	

GOALS BY PERIOD					
	1	2	3	OT	F
Visitors	2	1	2		5
DUCKS	2	1	1		4
SHOTS ON GOAL					
	1	2	3	OT	F
Visitors	13	15	10		38
DUCKS	11	10	9		30
PPG/ATT					
	1	2	3	OT	F
Visitors	1/1	0/3	0/6		1/4
DUCKS	0/1	1/2	0/1		1/4
PEN / MIN					
	1	2	3	OT	F
Visitors	2/4	3/6	1/2		0/12
DUCKS	2/4	4/8	0/0		0/12

DUCKS					YES	
NO	GOALTENDER	MIN	1	OT	1	
31	Hebert	57:24			1	03

VISITORS					SAVES		
NO	GOALTENDER	MIN	1	2	3	OT	T
31	Weggett	60	4	9	9	8	26

NOTES:
ANAHEIM time out at 18:42 (3rd)
Hebert (ANA) pulled at 18:42 (3rd)
Hebert (ANA) in at 19:18 (3rd)

THREE STARS
1. Stevens (PIT)
2. Carnback (ANA)
3. Francis (PIT)



PERIOD 1 2 3 OT FINAL

NHL #211

CHICAGO

HOME NO.	W	L	T	POINTS
12	7	4	1	15
ROAD NO.	W	L	T	POINTS
4	0	3	1	1
TOTAL NO.	W	L	T	POINTS
16	7	7	2	16

CHICAGO BLACKHAWKS

VS. PITTSBURGH PENGUINS

DATE THURS, November 11, 1993

ATTENDANCE: 17,454



REFEREE Paul Devorski
LINESMEN Andy McElman
Dan Schachte

GOAL #	PERIOD	TIME	TEAM	SCORED BY	ASSISTS	C	P	S	PLAYERS ON ICE
1	1	6:29	CHI	KUCERA (2)		X			H(6)-8-10-14-44 V(5)-24-19-25-55
2	2	4:20	CHI	MURPHY (9)	ROENICK KUCERA	X			H(7)-27-6-8-32 V(5)-34-25-29-19
3	2	14:29	CHI	ROENICK (10)	MURPHY	X			H(21)-17-32-5-7 V(2)-33-22-25-26
4	2	16:46	CHI	MATTEAU (5)	ROENICK	X			H(32)-27-17-6-8 V(5)-55-19-24-29
5	3	14:05	PIT	TACCHET (6)	U.SAMUELSSON MULLEN	X			H(6)-23-27-32 V(22)-5-7-19-33
6									H
7									V
8									H
9									V
10									H
11									V
12									H
13									V
14									H
15									V

RECAP

GOALS BY PERIOD	1	2	3	OT	T
PITTSBURGH	0	0	1		1
BLACKHAWKS	1	3	0		4

SHOTS ON GOAL	1	2	3	OT	T
PITTSBURGH	6	7	11		24
BLACKHAWKS	7	11	8		26

POWER PLAY GOALS	PPG	ATMPTS	MIN
PITTSBURGH	1	4	7:34
BLACKHAWKS	0	2	4:00

PENALTIES	NO.	PIM
PITTSBURGH	2	4
BLACKHAWKS	4	8

*** NOTES ***

7:38-8:15 ***
8:32-9:13 1 ROENICK
9:30-10:11 2 J. MURPHY
2:33 3 KUCERA

#	BLACKHAWKS	SHOTS					#	PITTSBURGH	SHOTS					
		1	2	3	OT	T			1	2	3	OT	T	
2	WEINRICH			1		1	2	PAEK			1		-1	1
5	SMITH						5	U.SAMUELSSON			2		-3	2
6	KUCERA	1		1		2	6	RAMSEY			1			1
7	CHELIOS	2				2	33	McSORLEY	1		1		-1	2
8	RUSSELL						34	G. BROWN					-1	
23	WILKINSON			2		2	55	MURPHY L	1	1	2		-2	4
10	NOONAN		1	1		2	7	MULLEN			1			2
11	SHANTZ						10	FRANCIS			1			1
17	B. SUTTER TODD						17	TROTTLER					-2	
15	R. SUTTER						22	DANIELS						
17	MURPHY J.		3	1		4	22	TACCHET	2	1	2		-1	5
20	KIMBLE			1		1	28	D. BROWN			2		-2	2
26	LEMIFUX	2	1	1		4	25	STEVENS					-3	
27	ROENICK		1			1	26	STAPLETON					-1	
32	MATTEAU	1	2			3	29	NASLUND	1				-1	1
33	GRAHAM	1	3			4	37	KARABIA			1			1
44	POULIN						48	JAGR			2			2
							82	STRAKA						
	TOTALS	7	11	8		26		TOTALS	6	7	11			24

PER	TEAM	PLAYER	MIN	PENALTIES	
				OFFENSE	TIME
1	CHI	RUSSELL	2	INTERFERENCE	10:03
2	CHI	BELFOUR (SERVED)	2	TOO MANY MEN	7:14
2	CHI	BELFOUR (SERVED)	2	DELAY OF GAME	9:18
3	PIT	JAGR	2	HOLDING STICK	1:44
3	CHI	SMITH	2	CROSS CHECK	12:31
3	PIT	D. BROWN	2	HIGH STICK	14:53

NOTES: GAME WINNING GOAL: MURPHY (1st)
GAME TYING GOAL: ()

		1	2	3	OT	TOTAL	
S	30 BELFOUR		6	7	11	24	7-5-1
H	31 HACKETT				DSP		
O							
T							
S	31 WREGGET				DSP		
	35 BARRASSO		7	11	8	26	5-4-3



PITTSBURGH PENGUINS VS 3

DETROIT RED WINGS 7

DATE: NOVEMBER 13, 1993

PERIOD: 1 2 (FINAL)

GAME NO.	W	L	T	POINTS
19	9	7	3	21
HOME GAME NO.	W	L	T	POINTS
7	4	2	1	9
NHL NO	ATTENDANCE			
216	17,537 (SELLOUT)			

REFEREE ROB SHICK
 LINESMEN ANDY McELMAN
JERRY TATEMAN

#	PER	TEAM	SCORED BY	ASSIST	ASSIST	TIME	PGH	DET	E	P	S
1	1	DET	KENNEDY (2)	PROBERT	BURR	1:11	2-22-25-33-82	2-4-11-(5)-24	✓		
2	1	DET	CICCARELLI (4)	SILLINGER	CHIASSON	8:43	5-19-24-55	3-12(22)-77-91	✓		
3	1	PGH	STAPLETON (2)	DANIELS	SAMUELSSON, K	12:06	5-20(26)-28-37	13-16-27-77-91	✓		
4	1	DET	JOHNSON (3)	DRAKE	CICCARELLI	13:19	2-22-25-55-82	2-4-22(23)-28	✓		
5	2	DET	KOZLOV (1)	HALKIDIS	PRIMEAU	3:43	10-26-34-37-55	3-5-(13)-21-55	✓		
6	2	DET	JOHNSON (4)	DRAKE	HOWE	10:44	7-10-25-55-68	2-4(23)-28	✓		
7	2	DET	KOZLOV (2)	SILLINGER	PRIMEAU	12:15	5-7-10-28-68	3-5-12(13)-55	✓		
8	2	DET	FEDOROV (12)	SILLINGER	HOWE	19:42	2-19-24-25-55	2-4-12-27(91)	✓		
9	3	PGH	MULLEN (8)	JAGR	PAEK	4:53	2(1)-10-28-68	16-22-23-28-77	✓		
10	3	PGH	STEVENS (9)	STRAKA	BROWN, D	6:42	2-24(25)-34-82	3-5-11-15-24	✓		
11											
12											
13											
14											
15											
16											
17											

SCORING BY PERIOD					SHOTS ON GOAL					POWER PLAY (GOALS/OPP.)					PENALTIES / MINUTES								
	1ST	2ND	3RD	OT	T		1ST	2ND	3RD	OT	T		1ST	2ND	3RD	OT	T		1ST	2ND	3RD	OT	T
PGH	1	0	2		3	PGH	11	12	16		39	PGH	0/1	0/3	0/2		0/6	PGH	2/4	4/16	1/2		7/22
DET	3	4	0		7	DET	17	14	5		36	DET	1/1	0/3	-		1/4	DET	2/4	3/6	3/6		8/16

SHOTS PER PERIOD AND PLUS/MINUS													PENALTIES									
NO	PITTSBURGH	1	2	3	OT	T	+/-	NO	DETROIT	1	2	3	OT	T	+/-	PER	TEAM	PLAYER	MIN	OFFENSE	TIME	
2	PAEK			3		3	-1	2	CARKNER					4	1	DET	PROBERT	2	ROUGHING	1:58		
5	SAMUELSSON, U	1				1	0	3	CHIASSON	2				2	1	PGH	McSORLEY	2	ROUGHING	1:58		
7	MULLEN	1	1			2	-1	4	HOWE					4	1	PGH	SAMUELSSON, K	2	HOOKING	7:39		
10	FRANCIS	1	1			2	-1	5	LIDSTROM	1	2			3	1	DET	KENNEDY	2	INTERFERENCE	9:16		
19	TROTIER		2	1		3	-1	11	BURR		1			1	0	2	PGH	SAMUELSSON, U	2	CROSSCHECKING	3:57	
20	DANIELS		1			1	0	12	SILLINGER	2		2		4	2	2	PGH	BROWN, G	2	HOLDING/STRIK	7:14	
22	TOCCHET	1				1	-2	13	KOZLOV	3	2			5	1	2	DET	BURR	2	INTER/GOALIE	10:02	
24	BROWN, D					1	0	15	KENNEDY	1				1	0	2	PGH	SAMUELSSON, U	2	UNWARRANTED COND	12:23	
25	STEVENS		1			1	-3	16	KONSTANTINOV	1	1			2	-2	2	PGH	SAMUELSSON, U	10	MISCONDUCT	12:23	
26	STAPLETON	1				1	0	21	HALKIDIS		1			1	1	2	DET	COFFEY	2	SLASHING	14:00	
28	SAMUELSSON, K					1		22	CICCARELLI	1	1			2	0	2	DET	CARKNER	2	ROUGHING	14:14	
29	NASLUND	1	2	1		4	0	23	JOHNSON	1	1			2	1	3	DET	KONSTANTINOV	2	INTERFERENCE	9:11	
33	McSORLEY	1		1		2	-1	24	PROBERT	2	1			3	0	3	PGH	STRAKA	2	TRIPPING	9:11	
34	BROWN, G	1	2	3		6	0	27	AVAZOFF	1	1			2	0	3	DET	JOHNSON	2	HOOKING	13:42	
37	KARABIN		1			1	0	28	DRAKE	2				2	1	3	DET	CARKNER	2	ROUGHING	17:59	
55	MURPHY	2	1	3		6	-4	55	PRIMEAU	1				1	2							
68	JAGR		2	1		3	-1	77	COFFEY	2				2	-2							
82	STRAKA						-1	91	FEDOROV	2	1			3	0							
NO	PLAYER	1	2	3	OT	T	NO	PLAYER	1	2	3	OT	T									
35	BARRASSO SHOTS	17	14			31	30	OSGOOD SHOTS	1	12	16		39									
MIN	40:00 SAVES	14	16			24	MIN	60:00 SAVES	6	12	14		36									
31	WREGGET SHOTS				5	5	37	RIENDEAU SHOTS														
MIN	20:00 SAVES				5	5	MIN	SAVES														

NOTES

TONIGHT'S ATTENDANCE 17,537 IS THE HIGHEST FOR A PENGUINS GAME AT THE CIVIC ARENA

PITTSBURGH GOALTENDER CHANGE WREGGET REPLACES BARRASSO AT THE START OF THE 3RD

THREE STARS	TEAM
1. KOZLOV	DET



PITTSBURGH PENGUINS VS
PHILADELPHIA FLYERS 5

DATE: NOVEMBER 16, 1993

PERIOD: 1 2 **(FINAL)**

GAME NO.	W	L	T	POINTS
20	10	7	3	23
HOME GAME NO.	W	L	T	POINTS
8	5	2	1	11
NHL NO.	ATTENDANCE			
234	16,283			

REFEREE SCOTT LEAVITT
LINESMEN CURT STEVENS
JOHN GOULD

#	PER	TEAM	SCORED BY	ASSIST	ASSIST	TIME	PGH	PHI	E	P	S
1	1	PGH	BROWN, D (6)	BROWN, G	STRAKA	1:35	(4)-25-34-55-82	8-9-18-23-27	✓		
2	1	PHI	RECCHI (9)	WINNES	TIPPETT	5:08	24-25-34-55-82	(8)-14-23-27-32	✓		
3	1	PGH	FRANCIS (6)	JAGR	SAMUELSSON, U	6:37	5-(10)-28-68	2-3-17-42	✓		
4	1	PGH	TROTTIER (2)	MURPHY	STEVENS	7:42	(9)-25-36-55	8-9-27-28	✓		
5	2	PHI	BERANEG (10)	UNASSISTED		4:33	5-17-25-28-68	8-(1)-20-23-26	✓		
6	2	PHI	BERANEG (16)	BRIND'AMOUR	GALLEY	7:02	19-29-33-34-55	2-3-15-17-(42)	✓		
7	2	PGH	SAMUELSSON, R (2)	TROTTIER		10:31	5-19-(20)-29-33	8-14-18-25-28	✓		
8	2	PGH	SAMUELSSON, U (2)	JAGR	MC-SORLEY	13:17	(5)-25-28-33-68	8-17-25-27	✓		
9	2	PGH	MULLEN (9)	JAGR		15:01	2-(7)-10-36-68	15-17-23-27-42	✓		
10	2	PGH	JAGR (10)	FRANCIS		17:52	2-7-10-36-(68)	8-14-23-27-32	✓		
11	3	PGH	STRAKA (9)	JAGR		0:51	5-7-28-68-(82)	2-3-19-21-26	✓		
12	3	PHI	BUTSAYEV (5)	BRIND'AMOUR	RENBERG	3:26	7-19-33-36	3-17-19-20-(26)	✓		
13	3	PGH	TROTTIER (3)	NASLUND		13:08	(9)-29-33-34-55	8-17-25-28-42	✓		
14	3	PHI	FEDYK (4)	RECCHI	YUSHEVICH	14:24	5-10-28	2-3-8-(18)	✓		
15	3	PGH	FRANCIS (7)	SAMUELSSON, K	JAGR	16:02	5-(10)-25-28-68	9-14-23-27	✓		
16	3	PGH	NEATON (1)	STEVENS	MURPHY	17:27	10-25-(30)-55-68	15-17-23-27	✓		
17											

SCORING BY PERIOD					SHOTS ON GOAL					POWER PLAY (GOALS / OPP.)					PENALTIES / MINUTES						
	1ST	2ND	3RD	OT	T	1ST	2ND	3RD	OT	T	1ST	2ND	3RD	OT	T	1ST	2ND	3RD	OT	T	
PGH	3	4	4		11	PGH	13	14	21	48	PGH	-	1/2	2/3	3/5	PGH	3/4	4/16	5/18		12/40
PHI	1	2	2		5	PHI	11	10	9	30	PHI	0/2	0/1	2/2	3/5	PHI	2/4	4/16	5/10		11/30

SHOTS PER PERIOD AND PLUS/MINUS											PENALTIES																	
NO	PITTSBURGH	1	2	3	OT	T	+	-	NO	PHILADELPHIA	1	2	3	OT	T	+	-	PER	TEAM	PLAYER	MIN	OFFENSE	TIME					
2	PAEK		1			1	2	2	2	YUSHEVICH					1	-1	1	1	PGH	NASLUND	2	HOOKING	2:10					
5	SAMUELSSON, U	1	1	2		4	2	3	3	GALLEY	1				1	-1	1	1	PHI	CONROY	2	ROUGHING	6:21					
7	MULLEN	3	2			5	3	8	8	RECCHI	4	1			5	-3	1	1	PGH	NASLUND	2	ROUGHING	6:21					
10	FRANCIS	1	2	1		4	3	9	9	EKLUND						-2	1	1	PGH	STRAKA	2	HOOKING	10:23					
19	TROTTIER	1	1	1		3	1	14	14	TIPPETT	1				1	-1	1	1	PHI	MCGILL	2	HOLDING	18:22					
20	DANIELS		2			2	0	15	15	CONROY		1			1	0	2	2	PGH	PAEK	2	HOLDING	2:18					
24	BROWN, D	2	1	1		4	0	17	17	BRIND'AMOUR						-2	2	2	PHI	BOWEN	2	ROUGHING	10:57					
25	STEVENS	1	1			2	0	18	18	FEDYK		2			2	-2	2	2	PGH	MC-SORLEY	2	ROUGHING	10:57					
26	STAPLETON					0	0	19	19	RENBERG	2	2	1		5	0	2	2	PHI	GALLEY	2	HOOKING	11:32					
28	SAMUELSSON, K	1		1		2	2	20	20	HANEGOOD	1	2			3	1	2	2	PHI	MCGILL	2	ROUGHING	17:52					
29	NASLUND	1		2		3	1	21	21	BROWN						-1	2	2	PHI	MCGILL	10	MISCONDUCT	17:52					
33	MC-SORLEY	1	1	3		5	1	23	23	MALGUNAS	1	1			2	-1	2	2	PGH	FRANCIS	2	ROUGHING	17:52					
34	BROWN, G	1	1			2	0	25	25	FINLEY	1				1	-2	2	2	PGH	FRANCIS	10	MISCONDUCT	17:52					
36	NEATON	1		2		3	3	26	26	BUTSAYEV	1	2			3	0	3	3	PGH	SAMUELSSON, K	2	HOLDING	2:44					
39	NEEDHAM					0	0	27	27	MCGILL						-3	3	3	PHI	BERANEG	2	ROUGHING	3:18					
55	MURPHY	1	1	3		5	1	28	28	BOWEN	2	1	1		4	-3	3	3	PGH	SAMUELSSON, U	2	ROUGHING	3:18					
68	JAGR	1	2			3	3	32	32	WINNES					0	3	3	3	PHI	TIPPETT	2	HOOKING	6:03					
82	STRAKA		1			1	1	42	42	BERANEG	2				2	-2	3	3	PHI	BRIND'AMOUR	2	ROUGHING	13:08					
NO	PLAYER	1	2	3	OT	T	NO	PLAYER	1	2	3	OT	T	NO	PLAYER	1	2	3	OT	T	NO	PLAYER	1	2	3	OT	T	
31	WAGGET	SHOTS	1	0	9	30	30	SODERSTROM	SHOTS	13	4	21	48	3	PHI	MC-SORLEY	10	MISCONDUCT	13:08									
		SAVES	10	8	7	25	25		SAVES	10	10	7	37	3	PGH	MULLEN	2	HOLDING	13:41									
35	BARRASSO	SHOTS						33	ROUSSEL	SHOTS									3	PHI	GALLEY	2	TRIPPING	15:17				
		SAVES								SAVES									3	PHI	BUTSAYEV	2	HOOKING	16:35				

NOTES

JAGR RECORDS CAREER HIGHS FOR ASSISTS (5) AND POINTS (6) IN A GAME.

NEATON RECORDS HIS 1ST NHL CAREER GOAL AT 17:27 OF THE 3RD PERIOD

THREE STARS	TEAM
1. JAGR	PGH



PITTSBURGH PENGUINS VS 3

WASHINGTON CAPITALS 2

DATE: NOVEMBER 18, 1993

PERIOD: 1 2 FINAL

WHL NO	ATTENDANCE	PTS	PTS	PTS
21	11	7	3	25
HOME GAME NO.	W	L	T	PTS
9	6	2	1	13

REFEREE BRENT RUTHERFORD
 LINESMEN CURT STEVENS
JOHN GOULD

#	PER	TEAM	SCORED BY	ASSIST	ASSIST	TIME	PGH	WAS	E	P	S
1	1	WAS	PEAKE (1)	RIDLEY	MILLER	8:20	1-24-25-36-82	3-10-(14)-17-34	✓		
2	1	PGH	MURPHY (4)	MULLEN	FRANCIS	17:31	7-10-28-(55)-68	3-10-14-17-34	✓		
3	2	PGH	SAMUELSSON, K (3)	JAGR	MULLEN	15:12	5-7-10-(28)-68	4-6-8-12-20	✓		
4	3	PGH	STRANA (10)	BROWN	DANIELS	11:18	3-20-24-55-(32)	4-22-26-27-36	✓		
5	3	WAS	KHRISTICH (9)	RIDLEY	LAERATE	18:59	5-7-10-19-55	4(8)-12-14-17-34	✓		
6											
7											
8											
9											
10											
11											
12											
13											
14											
15											
16											
17											

SCORING BY PERIOD					SHOTS ON GOAL					POWER PLAY (GOALS / OPP.)					PENALTIES / MINUTES								
	1ST	2ND	3RD	OT	T		1ST	2ND	3RD	OT	T		1ST	2ND	3RD	OT	T		1ST	2ND	3RD	OT	T
PGH	1	1	1		3	PGH	11	13	7		31	PGH	0/1	0/2	0/2		0/5	PGH	1/2	5/10	2/4		8/16
WAS	1	0	1		2	WAS	10	7	17		34	WAS	0/1	0/2	0/2		0/5	WAS	2/4	6/12	-		8/16

SHOTS PER PERIOD AND PLUS/MINUS											PENALTIES										
NO	PITTSBURGH	1	2	3	OT	T	+/-	NO	WASHINGTON	1	2	3	OT	T	+/-	PER	TEAM	PLAYER	MIN	OFFENSE	TIME
2	PEAKE						-1	3	COTE						0	1	WAS	JONES	2	HIGH STICKING	10:09
3	TENNINGS		1	1		2	1	4	HATCHER		1	1		2	-1	1	PGH	TENNINGS	2	TRIPPING	12:12
4	ANDRUSAK						0	6	TENANSSON						-1	1	WAS	BONDRA	2	HOOKING	19:42
5	SAMUELSSON, V			1		1	0	8	KHRISTICH				3	3	0	2	WAS	RIDLEY	2	INTERFERENCE	6:13
7	MULLEN		1		2	3	1	9	POULIN						0	2	PGH	STAPLETON	2	INTERFERENCE	9:43
10	FRANCIS		1	1		2	1	10	MILLER		1	1		2	0	2	WAS	CURRAN	2	ROUGHING	16:23
19	TROTTIER						-1	12	BONDRA		1	2		3	0	2	WAS	BERUBE	4	ROUGHING	16:23
20	DANIELS			1		1	1	14	PEAKE		3			3	1	2	PGH	STEVENS	2	ROUGHING	16:23
24	BROWN		2	2		4	0	17	RIDLEY		1		1	1	2	PGH	TENNINGS	4	ROUGHING	16:23	
25	STEVENS		1	1		2	-1	18	BURRIDGE		1	2		3	0	2	PGH	SAMUELSSON, K	2	SLASHING	17:11
26	STAPLETON						0	20	PIVONKA		1	1		2	-1	2	WAS	HATCHER	2	HOOKING	18:32
28	SAMUELSSON, K			1		1	2	21	KRYGIER		1	1	3	5	0	2	WAS	POULIN	2	ELBOWING	19:23
29	NASLUND						0	22	KONDWALCZUK		1			1	-1	3	PGH	SAMUELSSON, K	2	HOLDING	4:30
36	NEATON		3			3	-1	26	JONES		1	1		2	-1	3	PGH	NASLUND	2	HOLDING	15:30
44	PATTERSON						1	27	BERUBE		1			1	-1						
55	MURPHY		4	1		5	1	34	LAERATE		2	3		5	1						
68	JAGR		2	3		5	2	36	ANDERSON		1			1	-1						
82	STRANA			1		1	0	38	CURRAN						0						
NO	PLAYER	1	2	3	OT	T		NO	PLAYER	1	2	3	OT	T							
35	BARRASSO SHOTS	10	7	7		34		31	TABARACCI SHOTS	11	9	7		31							
MIN	60:00 SAVES	9	7	6		32		MIN	58:57 SAVES	10	12	6		28							
31	WREGGET SHOTS							33	BEAUPRE SHOTS												
MIN	SAVES							MIN	SAVES												

NOTES

PEAKE'S GOAL AT 8:20 OF THE 1ST PERIOD WAS THE 1ST OF HIS NHL CAREER.
 TONNIG'S WIN BY BARRASSO IS HIS 250TH NHL CAREER VICTORY

THREE STARS	TEAM
1. BARRASSO	PGH
2. TAJC?	PGH



PITTSBURGH vs CANADIEN

DATE: Samedi / Saturday Nov 20, 1993
 ASSISTANCE / ATTENDANCE: 17,631
 ARBITRE / REFEREE: Luc LaPointe
 JUGES DE LIGNE / LINESMEN: ALAN STORO
STEVE CARLSON

BUT GOAL	PER	TIME	EQUIPE TEAM	COMPTÉ PAR SCORE BY (S)	ASSISTANCES ASSISTS	E	P	SH	JOUeurs SUR LA GLACE PLAYERS ON ICE
1	1	4:58	PIT	MURPHY	TROCHET JENNINGS				H 10:38-2:19 V 5:55-22:29
2	1	7:11	CAN	KEANE	DEBOSTRO HULLER				H 14:58-13:48 V 5:55-18:19
3	2	14:55	CAN	CHAMPAGNE	MULLER				H 28:36-11:27 V 5:55-0:25:28
4	3	12:18	PIT	TROCHET	FRANCOIS STREIBER				H 32:48-21:22 V 36:55-10:22:28
5									H V
6									H V
7									H V
8									H V
9									H V
10									H V
11									H V
12									H V
13									H V
14									H V
15									H V

RÉCAPITULATION / RECAP

BUTS PAR PERIODE GOALS BY PERIOD	1	2	3	ST OV	T
PITTSBURGH	1	0	1	0	2
CANADIEN	1	1	0	0	2

LANCEURS AU BUT SHOTS ON GOAL	1	2	3	ST OV	T
PITTSBURGH	7	6	12	1	26
CANADIEN	10	10	7	4	31

JEU DE PUISSANCE POWER PLAY	MAN / GOAL PPG / ATTP	T
PITTSBURGH	0/3 0/1 0/2 0/1 0/5	
CANADIEN	1/3 0/1 0/0 0/0 0/4	

PUNITIONS / PENALTIES	NO.	TOTAL MINS
PITTSBURGH	7	27
CANADIEN	8	24

*** TROIS ÉTOILES / THREE STARS ***

- 1- Kirk Muller
- 2- Ron Francis
- 3- Guy Chabot

PAR / BY: Peter Johnson

#	CANADIEN	LANCEURS / SHOTS					#	PITTSBURGH	LANCEURS / SHOTS				
		1	2	3	ST	T			1	2	3	ST	T
33	ROY						33	EDWARDS					
34	FRANCOIS						35	BARANOFF					
35	MULLER						2	FRANCOIS					
36	KEANE	2					5	JENNINGS					
37	DEBOSTRO	1					20	FRANCOIS	2	1			
38	TROCHET	2					3	FRANCOIS	2	1			
39	SEVERGAL						20	FRANCOIS	1				
40	CHAMPAGNE	1	1				3	22	TROCHET	2	3		
41	FRANCOIS	1	1				1	24	FRANCOIS	1			
42	FRANCOIS	1					25	STREIBER			3		
43	FRANCOIS	2					26	FRANCOIS					
44	FRANCOIS	1	1				5	FRANCOIS					
45	FRANCOIS	3	2				6	FRANCOIS					
46	FRANCOIS		2				2	FRANCOIS					
47	FRANCOIS						4	FRANCOIS					
48	FRANCOIS						5	FRANCOIS	3	1			
49	FRANCOIS		2				2	FRANCOIS					
50	FRANCOIS	1	1				2	FRANCOIS					
#	GARDIEN / GOALIE	MINS	LG SA	GA	FD	EN	#	GARDIEN / GOALIE	MINS	LG SA	GA	FD	EN
33	ROY	65:00	2				33	EDWARDS	60:00	2			
34	FRANCOIS						35	BARANOFF					

PUNITIONS / PENALTIES

PER	EQUIPE TEAM	JOUeurs PLAYERS	MINS	INFRACTION OFFENSE	TEMPS TIME
1	PIT	NEPTUN	2	ACC. HOLDING	3:07
1	CAN	FRANCOIS	2	RET. HOLDING	4:18
1	PIT	NEPTUN	2	ACC. HOLDING	6:36
1	PIT	FRANCOIS	2	RUD. ROUGH	11:53
1	CAN	FRANCOIS	2	RUD. ROUGH	11:53
1	CAN	FRANCOIS	2	RET. HOLDING	11:53
1	CAN	FRANCOIS	2	RET. HOLDING	11:53
1	PIT	FRANCOIS	2	CING. SLASH	17:08
2	PIT	FRANCOIS	2	ACC. HOLDING	18:20
2	PIT	FRANCOIS	2	RUD. ROUGH	14:58
2	CAN	MULLER	2	RUD. ROUGH	14:58
3	CAN	KEANE	2	RET. HOLDING	6:50
3	CAN	FRANCOIS	2	BATE-A-STOCK	11:11
4	CAN	KEANE	10	M. AND. M. AND	2:22
4	PIT	TROCHET	10	M. AND. M. AND	2:22

NOTES:
 12 minutes for Peter Pelic as well
 une confusion au cours de la 1^{re} période.
 Pas au jeu de la 1^{re} période Pelic
 Blevins RIGHT knee will not return
 tonight.



PITTSBURGH PENGUINS VS 7
BOSTON BRUINS 3
 DATE: NOVEMBER 24, 1993
 PERIOD: 1 2 **FINAL**

GAME NO.	W	L	T	PTS
23	12	7	4	28
TOTL GAME NO.	W	L	T	PTS
10	7	2	1	15
REG. NO.	ATTENDANCE			
278	17,537 (SELLOUT)			

REFEREE GREG SHEPHERD
 LINESMEN CURT STEVENS
JOHN GOULD

#	PER	TEAM	SCORED BY	ASSIST	ASSIST	TIME	PGH	BOS	E	P	S
1	1	PGH	JAGR (11)	MULLEN		12:32	2-7-10-32-68	11-20-23-32-77	✓		
2	2	PGH	STEVENS (10)	FRANCIS	SAMUELSSON, K	14:52	5-7-10-25-28	17-23-26-77		✓	
3	2	BOS	STUMPEL (3)	SHAW	WESLEY	19:09	3-19-22-29-55	18-22-26-27-34	✓		
4	3	PGH	STEVENS (11)	STRAKA	BROWN	2:34	5-24-25-55-82	20-23-25-32-48	✓		
5	3	BOS	BOURQUE (5)	SROLINSKI	HEINZE	5:30	10-22-25-55-68	20-23-25-77		✓	
6	3	BOS	DONATO (6)	SWEENEY	BOURQUE	10:27	2-7-19-32-68	20-23-25-77	✓		
7	3	PGH	JENNINGS (2)	MULLEN	FRANCIS	12:12	3-7-10-55	10-12-20-25-77		✓	
8	3	PGH	TROCHET (8)	TROTTIER	DANIELS	13:55	5-19-20-22-28	10-12-32-44-77	✓		
9	3	PGH	DANIELS (1)	TROTTIER	SAMUELSSON, V.	17:25	5-19-20-22-28	10-12-34-44-77	✓		
10	3	PGH	BROWN (6)	STEVENS	STRAKA	18:31	5-24-25-28-82	14-21-22-25-27	✓		
11											
12											
13											
14											
15											
16											
17											

SCORING BY PERIOD						SHOTS ON GOAL					POWER PLAY (GOALS/OPP)					PENALTIES / MINUTES							
	1ST	2ND	3RD	OT	T		1ST	2ND	3RD	OT	T		1ST	2ND	3RD	OT	T		1ST	2ND	3RD	OT	T
PGH	1	1	5		7	PGH	11	8	11		30	PGH	0/1	1/2	0/1		1/4	PGH	1/4	2/4	1/2		4/10
BOS	0	1	2		3	BOS	13	11	14		38	BOS	0/2	0/1	0/2		0/5	BOS	2/4	2/4	1/2		5/10

SHOTS PER PERIOD AND PLUS/MINUS											PENALTIES										
NO	PITTSBURGH	1	2	3	OT	T	+-	NO	BOSTON	1	2	3	OT	T	+-	PER	TEAM	PLAYER	MIN	OFFENSE	TIME
2	PAEK			1		1	0	10	IVARTALOV	1	1			2	-3	1	PGH	BROWN	4	HIGH STICKING	7:06
3	JENNINGS			1		1	0	11	ZHOLTOK						-1	1	BOS	SROLINSKI	2	HOLDING	8:21
5	SAMUELSSON, V.	1				1	4	12	DATES	1				1	-3	1	BOS	HUGHES	2	HOOHING	17:37
7	MULLEN					1	14	14	ROBERTS						-1	2	PGH	STEVENS	2	HOLDING	9:12
10	FRANCIS	2				2	1	17	REID	2	1			3	0	2	BOS	BOURQUE	2	HOLDING	11:40
19	TROTTIER	2		1		3	0	18	HUGHES			2		2	1	2	BOS	DONATO	2	HOOHING	13:23
20	DANIELS			1		1	2	20	SROLINSKI		1			1	-1	2	PGH	SAMUELSSON, K	2	INTERFERENCE	19:45
22	TROCHET	3	1			4	0	21	DONATO	1	1	3		5	0	3	BOS	SWEENEY	2	CROSS CHECKING	4:41
24	BROWN	1	1			2	2	22	STUMPEL	1				1	0	3	PGH	AGLIANETTI	2	CROSS CHECKING	11:04
25	STEVENS	2	1	2		5	1	23	HEINZE	2				2	-1						
26	STABLETON					0	25	25	STANTON	1	1			2	-2						
28	SAMUELSSON, K	1				1	3	26	WESLEY	2	1			3	1						
29	NASLUND					-1	27	27	LEACH	1	2			3	0						
32	AGLIANETTI					0	32	32	SWEENEY	1				1	-2						
36	NEERTON	1	1			2	0	34	SHAW	1	1			2	0						
55	MURPHY	1	1			2	0	44	MURRAY						-2						
68	JAGR	1	1	2		4	-1	45	McKIM	1	1			2	0						
82	STRAKA	1				1	2	77	BOURQUE	1	2	5		8	-2						
NO	PLAYER	1	2	3	OT	T	NO	PLAYER	1	2	3	OT	T								
31	WREGGET	3	1	4		38	30	CASEY	1	8	1			30							
MIN	60:00	SAVES	3	10	2	35	MIN	59:57	SAVES	10	7	6		23							
30	ROMANO	SHOTS					39	BLUE	SHOTS												
MIN		SAVES					MIN		SAVES												

NOTES

THREE STARS	TEAM
1. STEVENS	PGH



PITTSBURGH PENGUINS VS 2

OTTAWA SENATORS 2

DATE: NOVEMBER 27, 1993

PERIOD: 1 2 **FINAL (NOT)**

GAME NO.	W	L	T	POINTS
25	12	7	6	30
HOME GAME NO.	W	L	T	POINTS
11	7	2	2	16
HOME RD.	ATTENDANCE			
299	17,537 (SELLOUT)			

REFEREE DREN TAYLOR
 LINESMEN MIKE GALLETTI
JOHN GOULD

#	PER	TEAM	SCORED BY	ASSIST	ASSIST	TIME	PGH	OTT	E	P	S
1	1	OTT	HUDELSKI (20)	YASHIN	MALLETTE	9:21	5-19-20-22-55	18-19-23 (2)-27			✓
2	2		NO SCORING								
3	3	OTT	LAMMENS (1)	YASHIN	DAIGLE	2:09	2-19-24-28-32	6-7-19-23-91			✓
4	3	PGH	STEVENS (13)	JAGR	MURPHY	4:00	10-65-36-55-68	4-7-10-27			✓
5	3	PGH	JAGR (12)	MURPHY		17:30	22-25-56-68	4-7-23			✓
6	OT		NO SCORING								
7											
8											
9											
10											
11											
12											
13											
14											
15											
16											
17											

SCORING BY PERIOD					SHOTS ON GOAL					POWER PLAY (GOALS/OPP.)					PENALTIES / MINUTES								
	1ST	2ND	3RD	OT	T		1ST	2ND	3RD	OT	T		1ST	2ND	3RD	OT	T		1ST	2ND	3RD	OT	T
PGH	0	0	2	0	2	PGH	17	12	17	3	49	PGH	0/1	0/2	2/3	-	2/6	PGH	2/4	4/11	2/4	2/4	10/23
OTT	1	0	1	0	2	OTT	10	4	6	3	23	OTT	0/1	0/1	-	0/1	0/3	OTT	2/4	5/13	5/10	1/2	13/29

SHOTS PER PERIOD AND PLUS/MINUS											PENALTIES											
NO	PITTSBURGH	1	2	3	OT	T	+/-	NO	OTTAWA	1	2	3	OT	T	+/-	PER TEAM	PLAYER	MIN	OFFENSE	TIME		
2	PAEK						-1	4	SHAW	1	1		2	0	1	PGH	FRANCIS	2	TRIPPING	4:59		
3	TENNINGS		2			1	3	0	5	HARR					1	OTT	MILLWAIN	2	SLASHING	5:40		
5	SAMUELSSON	3				2	5	-1	6	DINEEN					1	PGH	SAMUELSSON	2	SLASHING	5:40		
7	MULLEN			2		2	0	0	7	LAMA					1	OTT	LAMA	2	INTERFERENCE	13:18		
10	FRANCIS		2			2	0	0	9	SCHNEIDER					1	OTT	HUARD	5	FIGHTING	1:36		
19	TECHNET							-2	10	LOHMAN					1	PGH	TECHNET	5	FIGHTING	1:36		
20	DANIELS							-1	11	HEIKKANEN					0	PGH	NASLUND	2	HOLDING	1:57		
22	TECHNET	2	1	1		2	6	-1	12	JOHNSON					0	OTT	SCHNEIDER	2	UNSPORTSMAN CONDUCT	5:16		
24	BROWN		1			1	-1	-1	17	MILLWAIN		1			2	PGH	TAGLIANETTI	2	UNSPORTSMAN CONDUCT	5:16		
25	STEVENS		1			3	4	0	18	MALLETTE					2	OTT	HEIKKANEN	2	TRIPPING	13:30		
26	STAPLETON		1			1	0	0	19	YASHIN		3			3	OTT	MILLWAIN	2	HIGH STICKING	15:20		
28	SAMUELSSON	4				4	0	0	23	GLYNN					1	OTT	MALLETTE	2	HIGH STICKING	17:21		
29	NASLUND			1		1	-1	-1	26	HUDELSKI		1			1	PGH	SAMUELSSON	2	HIGH STICKING	17:21		
32	TAGLIANETTI		1	1		2	-1	-1	27	LAMMENS					1	OTT	DINEEN	2	HOLDING	3:06		
36	NEATON		1			1	0	0	28	HUARD					0	OTT	MALLETTE	2	HIGH STICKING	3:06		
55	MURPHY		1	1		2	-1	-1	34	RUMBLE					1	PGH	TENNINGS	2	HIGH STICKING	3:06		
68	JAGR	4	3	5		12	0	0	38	RUBICKA					1	OTT	RUMBLE	2	INTERFERENCE	9:00		
82	STRAHA	1	1	1		3	0	0	91	DAIGLE					1	OTT	LAMMENS	2	HOLDING	16:00		
NO	PLAYER	1	2	3	OT	T		NO	PLAYER	1	2	3	OT	T		3	PGH	FRANCIS	2	ROUGHING	16:00	
31	WAGGONER	SHOTS	10	4	6	3	23	23	30	MARLEY	SHOTS	17	12	17	3	49	49	OTT	RUMBLE	2	CROSS CHECKING	18:52
MIN	65:00	SAVES	9	4	5	3	21	21	MIN	65:00	SAVES	17	12	15	3	47	47	OTT	FRANCIS	2	SLASHING	1:04
30	RAPANO	SHOTS					1	1		BUMINGTON	SHOTS							OTT	TECHNET	2	ROUGHING	1:04
MIN		SAVES							MIN		SAVES							OTT	NEATON	2	HOLDING	1:11

NOTES

THREE STARS	TEAM
1. MARLEY	OTT
2. JAGR	PGH



PITTSBURGH PENGUINS VS 2
 NEW JERSEY DEVILS 2
 DATE: DECEMBER, 2 1993

GAME NO.	W	L	T	POINTS
26	12	7	7	31
HOME GAME NO.	W	L	T	POINTS
12	7	2	3	17
NHL NO.	ATTENDANCE			
327	16,090			

PERIOD: 1 2 **FINAL (NOT)** REFEREE RON HOGGARTH
 LINESMEN SCOTT DRISCOLL
JERRY PATEMAN

#	PER	TEAM	SCORED BY	ASSIST	ASSIST	TIME	PGH	NJD	E	P	S
1	1	NJD	MODRY (1)	NIEDERMAYER	LEMIEUX	7:52	5-7-19-28	5-9-22-25-27			✓
2	1	NJD	HOLIK (3)	DRIVER	PELUSO	9:36	2-7-10-32-68	6-8-10-21-23			✓
3	1	PGH	STEVENS (14)	STRAKA	MURPHY	19:30	5-24-25-28-82	3-4-10-15-44			✓
4	2	PGH	JAGR (13)	FRANCIS		17:00	5-7-10-28-68	3-4-9-22-25			✓
5	3		NO SCORING								
6	OT		NO SCORING								
7											
8											
9											
10											
11											
12											
13											
14											
15											
16											
17											

SCORING BY PERIOD					SHOTS ON GOAL					POWER PLAY (GOALS/OPP.)					PENALTIES / MINUTES								
	1ST	2ND	3RD	OT	T		1ST	2ND	3RD	OT	T		1ST	2ND	3RD	OT	T		1ST	2ND	3RD	OT	T
PGH	1	1	0	0	2	PGH	11	10	7	2	30	PGH	0/2	-	0/2	0	0/4	PGH	3/6	3/9	2/4	1/2	9/21
NJD	2	0	0	0	2	NJD	13	11	6	2	32	NJD	1/1	0/2	0/1	0	1/4	NJD	4/8	1/5	3/6	1/2	9/21

SHOTS PER PERIOD AND PLUS/MINUS													PENALTIES								
NO	PITTSBURGH	1	2	3	OT	T	+/-	NO	NEW JERSEY	1	2	3	OT	T	+/-	PER	TEAM	PLAYER	MIN	OFFENSE	TIME
2	PAEK						-1	3	DANEVKO	1			1	-2	1	NJD	MILLEN	2	HOOKING	5:38	
3	TENNINGS	1	1			2	0	4	STEVENS	1	1	1	3	-2	1	NJD	STEVENS	2	ROUGHING	6:11	
5	SAMUELSSON, U	1	1			2	2	5	MODRY	2	1		3	0	1	PGH	TOCCHET	2	ROUGHING	6:11	
7	MULLEN	2				2	0	6	ALBELIN		1	1	1	1	1	PGH	TOCCHET	2	ROUGHING	6:11	
10	FRANCIS	1	1			2	0	8	PELUSO		1	1	1	1	1	NJD	LEMIEUX	2	HOLDING	10:51	
19	TROTTIER	1	1	1	3	0	1	9	NICHOLLS	1	1		2	-1	1	NJD	DRIVER	2	ROUGHING	16:45	
20	DANIELS	1	1	0		1	0	10	MILLEN		1	1	1	-1	1	PGH	SAMUELSSON, K	2	CROSSCHECKING	16:45	
22	TOCCHET	2	1	1	4	0		12	GUERIN			1	1	0	2	PGH	BENCH	2	TOO MANY MEN	3:07	
24	BROWN	1	2	3	1	15	1	15	MACLEAN	3			3	-1	2	PGH	SAMUELSSON, K	2	CROSSCHECKING	9:31	
25	STEVENS	1	1	2	4	1	16	16	HOLIK	1	1		2	1	2	NJD	McKAY	5	FIGHTING	16:10	
26	STAPLETON					0		17	CHORSKE	2	2		4	0	2	PGH	TENNINGS	5	FIGHTING	16:10	
28	SAMUELSSON, K	1	1			2	2	19	CARPENTER					0	3	NJD	LEMIEUX	2	SLASHING	0:28	
29	NASLUND					0		21	McKAY	1			1	1	3	PGH	MULLEN	2	SLASHING	0:28	
32	TAGLIANETTI					-1		22	LEMIEUX	1		1	2	-1	3	NJD	HOLIK	2	HOLDING	8:12	
36	NEATON					0		23	DRIVER	1	1		2	1	3	PGH	MURPHY	2	HOLDING	13:42	
55	MURPHY	1				1	0	25	ZELEPUKIN	1	1	1	3	-1	3	NJD	NIEDERMAYER	2	HOOKING	17:15	
68	JAGR	1	2			3	0	27	NIEDERMAYER	1	1		2	0	OT	NJD	DANEVKO	2	ROUGHING	0:52	
82	STRAKA	1				1	1	44	RICHER					-1	OT	PGH	TOCCHET	2	ROUGHING	0:52	
NO	PLAYER	1	2	3	OT	T	NO	PLAYER	1	2	3	OT	T								
31	WRECCET	SHOTS	3	4	6	2	32	31	TERRERI	SHOTS	1	6	7	2	30						
MIN	64:57	SAVES	1	1	6	2	30	MIN	65:00	SAVES	6	9	7	2	28						
30	ROMANO	SHOTS						1	SIDORIEWICZ	SHOTS											
MIN		SAVES						MIN		SAVES											

NOTES

NY ISLANDERS 3 BOSTON 7 FINAL
 TORONTO 2 ST LOUIS 3 END OF 2ND PD
 BUFFALO 1 FLORIDA 2 FINAL IN OT

THREE STARS	TEAM
1. JAGR	PGH



WHALEERS

VS. Pittsburgh Penguins
 DATE Saturday, December 4, 1993
 START 7:38 END 10:37 L.O.G. 2:55

Home Game No.	W	L	T	Points
14	4	8	2	10
NHL Game No.	Attendance			
337	12,643			

REFEREE Paul DeLoe
 LINESMEN Fernando Collares
Pierre Racicot

Goal No.	Per.	Time	Team	Scored By	#	Assists	Players On Ice		E	P	S
							Hartford	Visitors			
1	1	0:38	PITT	R. FRANCIS	8	J. JAGR, S. MULLEN	4-27	16-26-85	5-28	10-7-68	
2	1	1:53	PITT	K. STEJEGAS	15	J. JAGR, L. MURPHY	4-27	21-85	3-55	10-25-68	
3	1	6:52	HART	S. STROM	2	C. FROEDER, M. NYLANDER	10-44	18-24-52	2-32	24-25-82	
4	2	1:58	PIT	D. BROWN	7	H. STRAKA, K. STEJEGAS	6-27	18-24-85	3-55	24-25-82	
5	2	10:17	PITT	J. MULLEN	11	J. JAGR, U. SAMUELSSON	4-27	16-26-85	5-28	7-10-68	
6	2	11:17	HART	J. PATRICK	3	O. SANDERSON	3-4	8-16-85	5-28	10-7-68	
7	2	15:12	PITT	K. STEJEGAS	16	S. MULLEN, R. FRANCIS	3-6	18-22	5-28	7-10-25	
8	3	3:27	HART	B. PROPP	4	R. KRON, M. NYLANDER	6-44	18-26-52	3-55	7-19-68	
9	3	5:25	PITT	M. MARCINKO	2	B. TROTTER, J. MULLEN	3-6	18-26-52	3-55	7-19-25	
10	3	12:05	HART	G. SANDERSON	17	Z. BALASKI, D. TURCOTTE	3-6	8-16-85	3-55	24-25-82	
11	3	12:41	HART	R. KRON	10	J. PATRICK	4-27	18-22-24	2-32	7-10-68	
12	3	17:42	HART	R. KRON	11	B. PROPP	3-6	18-26-52	3-55	7-10-68	
13	4	2:04	PITT	J. JAGR	14	K. STEJEGAS, L. MURPHY	6-27	18-24-52	3-55	19-25-68	
14											
15											
16											

Goals By Period	1	2	3	OT	T	Shots on Goal	1	2	3	OT	T	POWER PLAYS	G	ATT	MIN	PENALTIES	NO.	MIN	MAJ	MIN	PM
PENGUINS	2	3	1	1	7	PENGUINS	12	14	6	1	33	PENGUINS	2	4	6:01	PENGUINS	6	5	1	0	15
WHALEERS	1	1	4	0	6	WHALEERS	10	11	10	0	31	WHALEERS	1	4	6:38	WHALEERS	10	5	1	2	35

#	WHALEERS	SHOTS				+	#	PENGUINS	SHOTS				+
		1	2	3	OT				1	2	3	OT	
3	BALASKI	1	1	1	2	2	PAER					2	
4	PATRICK	2	1		3	3	JANUSZKA					2	
6	BURT	1	1		2	2	SAMUELSSON					2	
10	MacCormack						BANSEY						
17	MARCHENT	2	2		4	3	SAMUELSSON					1	
44	PROPP	1			1	2	TADIAZZI	1				2	
7	CANNELWOOD	1			1	1	NEARNS						
8	SANDERSON	1	2		3	5	MURPHY	3	1			4	
16	DEGROEK						MULLEN	2	2			2	
17	GRUBB						FRANCIS	2				2	
18	KRON			3	3	5	TROTTER	2				2	
21	CASSELLS	2			2	3	DANIELS	1	1			3	
22	STROM						BROWN	4				4	
24	STROM	1	1		2	2	STEJEGAS	2	1			3	
25	PROPP						STAPLETON						
26	POTVIN						NARLUAN					1	
27	TURCOTTE						SAGL	2	1			3	
28	NYLANDER						STRAKA	1	1			2	

Per.	Team	Player	Min	Offense	Time	MA
1	HART	BALASKI	2	Hold	4:11	P
1	HART	BURT	2	SLASH	12:35	H
1	PITT	DEGROEK	2	TRIP	1:00	H
		J. JAGR				
2	PIT	MULLEN	2	GOAL RAMP	10:00	H
2	PIT	TADIAZZI	2	ROUGH	15:25	H
2	PIT	NARLUAN	5	FIGHT		
2	HART	POTVIN	2	ROUGH		
2	HART	POTVIN	2	ROUGH		
2	HART	CANNELWOOD	2	FOURING		
2	HART	CANNELWOOD	5	FIGHT		
2	HART	CANNELWOOD	10	MISCONDUCT		
2	HART	CANNELWOOD	10	GAME MISCONDUCT		
2	PIT	STEJEGAS	2	ROUGH	18:28	H
3	HART	GRUBB	2	SLASH		
3	PIT	MULLEN	2	HIGH STICK	11:24	H
3	HART	JAGR	2	ILLEGAL STICK	1:55	H

#	GOALIES	SHOTS	1	2	3	OT	T	#	GOALIES	SHOTS	1	2	3	OT	T
30	REISE	12	14	6	1	33	31	WREGG	10	11	0	0	31		
MIN		SAVES	10	11	5	26	MIN		SAVES	9	0	6	25		
1	BURKE							ROMANOV							
MIN		SAVES					MIN		SAVES						

HARTFORD TOTALS	1	2	3	OT	T	VISITORS TOTALS	1	2	3	OT	T
FACEOFFS WON	11	11	10	0	31	FACEOFFS WON	10	7	3	1	31
OFFSIDES	1	0	0	0	2	OFFSIDES	4	1	1	0	6
KINGS	3	0	0	0	4	KINGS	2	3	1	0	6
QUALITY ZONE SHOTS	3	3	6	0	12	QUALITY ZONE SHOTS	5	11	3	1	20
POWER PLAY SHOTS	1	1	0	0	2	POWER PLAY SHOTS	3	3	0	0	6

NOTES

THREE STARS
 1. JAGGER
 2. ROBERT KRON
 3. JOE MULLEN

PITTSBURGH PENGUINS

GAME # 29

December 11, 1993

23,907

DATE

ATTENDANCE

Tampa Bay Lightning 3

Pittsburgh Penguins 6

(14-8-7)

HOME TEAM

VISITORS

RECORD

Denis Marel

Dan McCourt, Brian Murphy

REFEREE

LINESMEN

SCORE	GOAL	ASSISTS / ON ICE FOR	AGAINST	TIME	PENALTIES	TIME
1-0	P- Straka (12)	(Stevens, Brown)		11:46	P- U.Samuelsson (Interference)	2:09
	P (2,24,25,32,82) T (15,25,26,28,77)				P- Jennings (Hooking)	4:49
SECOND PERIOD						
1-1	T- Bradley (12)	(Poeschek, Bergevin)		4:16	T- Savard (Holding)	5:10
	T (19,20,21,25,26) P (5,22,25,55,82)				T- Reekie (Hooking)	6:13
2-1	P- Mullen (13)	(Unassisted)		5:41	P- Tocchet (Roughing)	15:42
	P (2,7,10,32,68) T (5,9,10,22,34)				T- Gratton (Roughing)	15:42
3-1	P- Taglianetti (1)	(Straka, Brown)		18:38	T- Reekie (High Sticking)	18:19
	P (2,24,25,32,82) T (15,23,28,29,77)				SECOND PERIOD	
THIRD PERIOD						
4-1	P- Murphy (7)	(Straka, Brown)		2:53	P- Bench (Too Many Men)	7:13
	P (3,24,25,55,82) T (15,21,25,26,28)				P- Trotter (High Sticking)	8:07
4-2	T- Creighton (2)	(Savard, Dufresne)		8:43	THIRD PERIOD	
	T (9,10,22,26,34) P (2,19,22,29,32)				T- Puppa (Delay of Game)	15:38
4-3	T- Bureau (4)	(Elvnuik, Joseph)		11:30	P- Trotter (Hooking)	16:31
	T (15,21,23,25,28) P (2,19,22,29,32)				P- Jennings (Roughing)	17:40
5-3	P- Stevens (17)	(Brown, Straka)		13:07	T- Bradley (Slashing)	17:40
	P (5,24,25,28,82) T (9,10,22,25,34)				P- K.Samuelsson (Roughing)	17:40
6-3	P- Francis (9)	(Unassisted)		16:16		
	P (5,10,25,55,68) T (9,23,24,29)			PPG		

#	PLAYER	SHOTS	1	2	3	OT	TOT	#	PLAYER	SHOTS	1	2	3	OT	TOT
2	Paek			1				6	Dufresne				2		2
3	Jennings					+1	0	9	Savard		2	1			3
5	U.Samuelsson					E	0	10	Creighton			1	3		4
7	Mullen		1	2	2	+1	5	15	Blynuik				1		1
10	Francis				1	+1	1	17	Gallant						0
19	Trotter			1	1	-2	2	19	Bradley			3			3
20	Daniels					E	0	20	Poeschek			2			2
22	Tocchet					-3	0	21	Bergland		1				1
24	Brown				2	+4	2	22	Chambers			1			1
25	Stevens			1	2	+3	3	23	Joseph			1	1		2
26	Stapleton					E	0	24	Cole			1	1		2
28	K.Samuelsson			2	1	+1	3	25	Bergevin		1				1
29	Nalsund				1	-2	1	26	Lipuma		1		1		2
32	Taglianetti		1	1		+1	2	28	Bureau				1		1
33	McSorley					E	0	29	Reekie				2		2
55	Murphy		2		2	E	4	34	Andersson		2				2
68	Jagr		2		1	+1	3	77	Gratton		1	2			3
82	Straka		1	1		+3	2	85	Klima		1	1			2
TOTALS			7	9	13	0	29	TOTALS			9	13	12	0	34

31	Wregget	SHOTS	9	13	13		34	93	Puppa	SHOTS	7	9	13		29
MIN	60:00	SAVES	9	12	11		31	60:00	SAVES	6	7	10		23	
30	Romano	SHOTS						35	Jablonski	SHOTS					
MIN		SAVES						MIN	SAVES						

TEAM	1	2	3	OT	TOTAL	ASSISTS	PTS	PEN	PIM	PPG	ATT	SHG
PITTSBURGH	1	2	3		6	8	14	8	16	1	4	0
TAMPA BAY	0	1	2		3	6	9	6	12	0	6	0

3 STARS 1. Straka 2. Stevens 3. Bradley

GAME NO. 29



PITTSBURGH PENGUINS VS 4

LOS ANGELES KINGS 2

DATE: DECEMBER 14, 1993

PERIOD: 1 2 **FINAL**

GAME NO.	W	L	T	POINTS
30	15	8	7	37
HOME GAME NO.	W	L	T	POINTS
13	8	2	3	19
NHL NO.	ATTENDANCE			
393	17,009			

REFEREE MARK FAUCETTE
 LINESMEN RON ASSELSTINE
JERRY PATEMAN

#	PER	TEAM	SCORED BY	ASSIST	ASSIST	TIME	PGH	LA	E	P	S
1	1	LA	HUDDY (1)	UNASSISTED		1:06	5-7-10-28-68	17-22-25-37-99	✓		
2	2	PGH	STEVENS (18)	MURPHY	STRAKA	14:44	22-25-32-55-82	2-5-7-11-51	✓		
3	3	LA	SANDSTROM (10)	CARSON	HOBITAILLE	7:00	2-24-25-55-82	2-4-7-12-20	✓		
4	3	PGH	MULLEN (14)	MURPHY		11:38	7-10-32-55-68	12-19-20-22-25	✓		
5	3	PGH	TOCCHET (10)	TROTTIER	SAMUELSSON, U	15:03	5-19-22-25-28	17-22-25-37-99	✓		
6	3	PGH	TROTTIER (4)	FRANCIS	MULLEN	19:24	7-10-19-28-55	4-17-20-42-51-99	E	N	G
7											
8											
9											
10											
11											
12											
13											
14											
15											
16											
17											

SCORING BY PERIOD					SHOTS ON GOAL					POWER PLAY (GOALS / OPP)					PENALTIES / MINUTES								
	1ST	2ND	3RD	OT	T		1ST	2ND	3RD	OT	T		1ST	2ND	3RD	OT	T		1ST	2ND	3RD	OT	T
PGH	0	1	3		4	PGH	17	21	11		49	PGH	0/3	0/3	0/1		0/1	PGH	2/4	1/2	-		3/6
LA	1	0	1		2	LA	12	10	13		35	LA	0/2	0/1	-		0/3	LA	3/6	3/6	1/2		7/14

SHOTS PER PERIOD AND PLUS/MINUS											PENALTIES												
NO	PITTSBURGH	1	2	3	OT	T	+/-	NO	LOS ANGELES	1	2	3	OT	T	+/-	PER	TEAM	PLAYER	MIN	OFFENSE	TIME		
2	PAEK		1	1		2	-1	2	ZHITNIK		1	1		2	0	1	LA	McEACHERN	2	TRIPPING	2:55		
5	SAMUELSSON, U		1	1		2	0	4	BLAKE						0	1	LA	CONACHER	2	HOOKING	11:11		
6	KIMSEY					0	0	5	WATTERS						-1	1	PGH	FRANCIS	2	UNASSISTED COND	12:30		
7	MULLEN	2	4	1		7	1	7	SANDSTROM	1	1	3		5	0	1	PGH	SAMUELSSON, K	2	SLASHING	13:18		
10	FRANCIS	2	1			3	1	10	RYCHEL					2	0	1	LA	SYDOR	2	CROSSCHECKING	16:15		
19	TROTTIER				2	2	2	11	DONNELLY	1	1			2	-1	2	PGH	TAGLIANETTI	2	INTERFERENCE	4:06		
20	DANIELS		1			1	0	12	CARSON		1	1		2	0	2	LA	LAVOIE	2	TRIPPING	4:26		
22	TOCCHET	2	2	2		6	2	15	CONACHER					1	0	2	LA	HUDDY	2	HOOKING	5:59		
24	BROWN	1	1			2	-1	17	HURRI		2	1		3	-1	2	LA	BLAKE	2	ELBOWING	15:33		
25	STEVENS	3	2	1		6	1	19	DRUCE		1			1	-1	3	LA	HARDY	2	HOLDING	3:55		
6	STAPLETON					0	0	20	ROBITAILLE						-1								
8	SAMUELSSON, K					1	1	22	HUDDY	1	1			2	-1								
29	NASLUND					0	0	24	HARDY						0								
32	TAGLIANETTI	1				1	2	25	SYDOR	1	2			3	-1								
33	McSORLEY	2	2			4	0	37	CURRIE	2				2	0								
55	MURPHY	1	3			4	2	42	LAVOIE	3				3	-1								
68	JAGR	2	2	1		5	0	51	McEACHERN						-2								
82	STRAKA	1	1	2		4	0	99	GRETZKY	3	4			7	-1								
NO	PLAYER	1	2	3	OT	T		NO	PLAYER	1	2	3	OT	T									
31	WREGGOT	SHOTS	2	6	13	35	35	31	STAUBER	SHOTS	7	2	11	49									
MIN	60:00	SAVES	1	6	12	33	33	MIN	59:26	SAVES	7	20	8	45									
30	ROMANO	SHOTS						32	HUDDY	SHOTS													
MIN		SAVES						MIN		SAVES													

NOTES

NEW JERSEY 1 NY ISLANDERS 4 FINAL
 ANAHEIM 2 DETROIT 5 FINAL
 MONTREAL 1 TAMPA BAY 1 FINAL IN OT
 VANCOUVER 3 CALGARY 4 END OF 1ST

THREE STARS

THREE STARS	TEAM
1. TOCCHET	PGH
2. STAUBER	LA



PITTSBURGH PENGUINS VS 2

BUFFALO SABRES 1

DATE: DECEMBER 16, 1993

PERIOD: 1 2 **FINAL**

GAME NO.	W	L	T	POINTS
31	16	8	7	39
HOME GAME NO.	W	L	T	POINTS
14	9	2	3	21
NHL NO.	ATTENDANCE			
406	15,734			

REFEREE BILL MCCREARY
 LINESMEN RON ASSELSTINE
BRAD LAZARONICH

#	PER	TEAM	SCORED BY	ASSIST	ASSIST	TIME	PGH	BUF	E	P	S
1	1	BUF	MOGILNY (15)	HMMYLEY	HAWERCNUK	4:41	6-19-22-28-29	10-13-24-41-69			✓
2	2		NO SCORING								
3	3	PGH	BROWN (8)	STEVENS	SAMUELSSON, K	11:16	26-25-28-82	7-26-27-28-41			✓
4	3	PGH	MULLEN (15)	TAGLIANETTI	FRANCIS	17:53	7-10-32-55-68	5-8-13-14-20			✓
5											
6											
7											
8											
9											
10											
11											
12											
13											
14											
15											
16											
17											

SCORING BY PERIOD						SHOTS ON GOAL					POWER PLAY (GOALS/OPP.)					PENALTIES / MINUTES					
	1ST	2ND	3RD	OT	T	1ST	2ND	3RD	OT	T	1ST	2ND	3RD	OT	T	1ST	2ND	3RD	OT	T	
PGH	0	0	2		2	PGH	13	5	10	28	PGH	9/2	0/1	0/1	0/4	PGH	2/4	2/4	-		4/8
BUF	1	0	0		1	BUF	8	14	9	31	BUF	0/1	0/2	0/1	0/4	BUF	2/4	2/12	1/2		5/18

SHOTS PER PERIOD AND PLUS/MINUS													PENALTIES								
NO	PITTSBURGH					+	-	NO	BUFFALO					PER	TEAM	PLAYER	MIN	OFFENSE	TIME		
	1	2	3	OT	T			1	2	3	OT	T									
2	PAEK	1			1	1	5	MUNI					-1	1	PGH	JAGR	2	HOLDING	5:14		
6	RAMSEY					-1	7	SVOGODA					-1	1	BUF	WOOD	2	INTERFERENCE	8:50		
7	MULLEN	2		2	4	1	8	BODGER	1	1		2	-1	1	BUF	MUNI	2	TRIPPING	14:15		
10	FRANCIS	2			2	1	10	HAWERCNUK		2		2	1	1	PGH	JAGR	2	UNSPORTSMAN COND.	18:35		
19	TROTIER		1		1	-1	13	HMMYLEY		2		2	0	2	BUF	PRESLEY	2	HIGH STICKING	2:51		
20	DANIELS					0	14	HANNAN					-1	2	BUF	HAWERCNUK	10	MISCONDUCT	14:00		
22	TOCCHET	2	2	1	5	-1	15	PETRENKO		2		2	0	2	PGH	TOCCHET	2	INTERFERENCE	14:48		
24	BROWN	1		2	3	1	18	PRESLEY	1	1		2	0	2	PGH	PAEK	2	CROSS CHECKING	19:09		
25	STEVENS		1		1	1	19	WOOD		2		2	0	3	BUF	HASEK	2	DELAY OF GAME	2:41		
26	STAPLETON					0	20	SWEENEY		2		2	-1								
28	SAMUELSSON, K	2			2	0	24	MOLLER					1								
29	NASLUND					-1	26	PLANTE	2	1		3	-1								
32	TAGLIANETTI			2	2	1	27	MAY		1	1	2	-1								
33	MCSORLEY	3	1		4	0	28	AUDETTE	1	3		4	-1								
44	PATTERSON					0	32	RAY					0								
55	MURPHY		1		1	1	41	SUTTON		1		1	0								
68	JAGR		1	1	2	1	42	SMEHLIK		1	1	2	0								
82	STRAKA					1	89	MOGILNY	3	2		5	1								
NO	PLAYER					1	2	3	OT	T	NO	PLAYER					1	2	3	OT	T
31	WREGBER	SHOTS	8	4	9	31	39	HASEK	SHOTS	13	5	6	28								
MIN	60:00	SAVES	7	4	9	30	MIN	59:18	SAVES	13	5	8	26								
30	ROMANO	SHOTS					30	BUTTERER	SHOTS												
MIN		SAVES					MIN		SAVES												

NOTES
 QUEBEC 2 PHILADELPHIA 3 FINAL



PITTSBURGH PENGUINS VS
TAMPA BAY LIGHTNING

DATE: DECEMBER, 21, 1993

PERIOD: 1 2 **FINAL**

GAME NO.	W	L	T	POINTS
33	17	9	7	41
HOME GAME NO.	W	L	T	POINTS
16	10	3	3	23
NHL NO	ATTENDANCE			
434	15,601			

REFEREE DAVE JACKSON
LINESMEN JERRY PATEMAN
LEON STICKLE

#	PER	TEAM	SCORED BY	ASSIST	ASSIST	TIME	PGH	TBL	E	P	S
1	1	PGH	STEVENS (19)	JAGR	FRANCIS	17:32	10-22-25-55-68	18-22-28-77			✓
2	2	PGH	TAMSEY (2)	TROTTIER	TOCCHET	5:36	6-19-22-29-55	9-15-21-25-26			✓
3	2	PGH	TOCCHET (11)	SAMUELSSON, U		6:11	5-19-22-28-29	19-23-24-29-85			✓
4	2	PGH	DANIELS (2)	TROTTIER	SAMUELSSON, K	16:51	5-19-20-24-28	7-19-20-24-25			✓
5	2	PGH	MULLEN (16)	TROTTIER		18:37	5-19-28	19-22-23-77-85			✓
6	2	PGH	FRANCIS (10)	DANIELS	MURPHY	19:36	20-33-55-68	6-9-15-21-25			✓
7	3	TBL	BERGLAND (2)	SAVARD	ELYNUIK	0:43	2-19-22-33-44	6-9-15-21-22			✓
8	3	TBL	ZAMUNER (2)	POESCHER	GALLANT	3:21	6-19-20-22-33	6-17-20-22			✓
9	3	PGH	BROWN (9)	MCSORLEY	STRAKA	3:46	6-24-25-33-82	9-15-21-25-26			✓
10	3	TBL	DI MAIO (1)	GRATTON	JOSEPH	4:03	6-24-25-33-82	18-23-28-29-77			✓
11	3	PGH	MULLEN (17)	STRAKA	MURPHY	11:10	6-19-55-68-82	7-17-20-23-26			✓
12											
13											
14											
15											
16											
17											

SCORING BY PERIOD					SHOTS ON GOAL					POWER PLAY (GOALS/OPP.)					PENALTIES / MINUTES						
	1ST	2ND	3RD	OT	T	1ST	2ND	3RD	OT	T	1ST	2ND	3RD	OT	T	1ST	2ND	3RD	OT	T	
PGH	1	5	2		8	PGH	19	17	3	39	PGH	1/3	0/1	-	1/4	PGH	1/2	1/2	3/6		5/10
TBL	0	0	3		3	TBL	11	11	12	34	TBL	0/1	0/1	0/3	0/5	TBL	3/6	1/2	-		4/8

SHOTS PER PERIOD AND PLUS/MINUS											PENALTIES												
NO	PITTSBURGH	1	2	3	OT	T	+	-	NO	TAMPA BAY	1	2	3	OT	T	+	-	PER	TEAM	PLAYER	MIN	OFFENSE	TIME
2	PAEK	2	1			3	-1		6	DUERESNE			1	1	1	1		1	PGH	PATTERSON	2	TRIPPING	2:00
5	SAMUELSSON, U	1	2			3	3		7	ZAMUNER	1	1	1		3	-1		1	TBL	GRATTON	2	BOARDING	6:18
6	TAMSEY	1				1	1		9	SAVARD	1			1	-2			1	TBL	GRATTON	2	HOLDING/STICK	15:26
7	MULLEN	1	2	1		4	2		15	ELYNUIK	2			2	-2			1	TBL	REEKIE	2	TRIPPING	16:25
10	FRANCIS	1	2			3	1		17	GALLANT	1			1	0			2	TBL	REEKIE	2	HOLDING	10:53
19	TROTTIER					2			18	DI MAIO	1	1		2	1			2	PGH	DANIELS	2	HOOKING	17:22
20	DANIELS		2			2	1		19	BRADLEY	1			1	-3			3	PGH	MURPHY	2	HIGH STICKING	7:18
22	TOCCHET	1	1			2	0		20	POESCHER					-1			3	PGH	JAGR	2	TRIPPING	16:12
24	BROWN			1		1	1		21	BERGLAND	2	2		4	-2			3	PGH	PATTERSON	2	HIGH STICKING	19:49
25	STEVENS	5	1			6	0		22	CHAMBERS		1		1	1								
26	STAPLETON			1		1	0		23	JOSEPH			2		2								
28	SAMUELSSON, K	1	1			2	3		24	COLE	2	2		4	-2								
29	NASLUND					2			25	BERGEVIN	1			1	-4								
33	MCSORLEY	2	2			4	-1		26	LIPUMA	1			1	-3								
34	PATTERSON					-1			28	BUREAU	3	1	1	5	1								
35	MURPHY	3				3	3		29	REEKIE					0								
38	JAGR	1	2			3	2		77	GRATTON	2	3		5	0								
42	STRAKA	1				1	1		85	KLIMA					-2								
NO	PLAYER	1	2	3	OT	T	NO	PLAYER	1	2	3	OT	T										
1	WREGGET	SHOTS	11	11	12	34	93	PUPPA	SHOTS	19	2		21										
MIN	60:00	SAVES	11	11	9	31	MIN	26:11	SAVES	18	0		18										
30	ROMANO	SHOTS					35	JABLONSKI	SHOTS	15	3		18										
MIN		SAVES					MIN	33:49	SAVES	12	1		13										

NOTES

TAMPA BAY GOALTENDER CHANGE AT 6:11 OF THE 2ND PERIOD
JABLONSKI REPLACES PUPPA
WITH TONIGHTS WIN ED JOHNSTON SETS A CLUB RECORD



BOSTON BRUINS

VS. PITTSBURGH PENGUINS



DATE DEC. 23, 1993

C BOSTON

GAME NO.	W	L	T	POINTS
34				
HOME GAME NO.	W	L	T	POINTS
17				
REG. NO.	ATTENDANCE			
445	14,448 - SELLOUT # 6			

REFEREE PAUL STEWART
 LINESMEN PIERRE CHAMPELIX
BRIAN MURPHY

GOAL #	PER-100	TIME	TEAM	SCORED BY	ASSISTS	E	P	S	PLAYERS ON ICE
1	1	2:51	BOS	NEELY	ONTES BOURQUE		X		H 12-26-49-77 V 5-24-26-28
2	1	13:59	PIT	MULLEN	FRANCIS MURPHY	X			H 14-18-21-23-77 V 10-32-55-68
3	1	15:15	PIT	STRAKA	BROWN		X		H 6-8-12-34-49 V 2-24-25-33-62
4	2	19:13	PIT	BROWN	MULLEN MCSORLEY		X		H 6-12-17-77 V 7-22-6A-33-55
5	2	19:36	PIT	MULLEN	TROTTER		X		H 8-12-14-49-77 V 5-19-33-68
6	3	1:33	BOS	JANEAU	NEELY ONTES		X		H 8-12-25-49-77 V 24-26-32-33
7	3	12:57	BOS	NEELY	WESLEY BOURQUE	X			H 12-25-26-49 V 2-19-20-24-33
8									H V
9									H V
10									H V
11									H V
12									H V
13									H V
14									H V
15									H V

RECAP						
GOALS BY PERIOD		1	2	3	OT	T
BRUINS		1	0	2		3
PENGUINS		2	2	0		4
SHOTS ON GOAL		1	2	3	OT	T
BRUINS		9	10	16		35
PENGUINS		10	8	13		31
POWER PLAY GOALS		PPG IN	ATTEMPTS			
BRUINS		2	4			
PENGUINS		1	3			
PENALTIES		NO.	PIM			
BRUINS		4	8			
PENGUINS		5	10			
*** THREE STARS ***						
1. MULLEN						
2. NEELY						
3. BROWN						

#	BRUINS	SHOTS					#	PENGUINS	SHOTS				
		1	2	3	OT	T			1	2	3	OT	T
6	FEATHERSTONE	1				1	2	PAEK		1		-1	1
8	NEELY	1	1	2		4	5	V. SAMUELSSON	1		1	+1	2
11	ZHOLJOK	1				1	6	RANSBY	1				1
12	ONTES						7	MULLEN	1	2	1	+2	4
14	ROBERTS						10	FRANCIS		2		+1	2
16	STEWART						11	TROTTER					
17	REID	1	2	2		5	12	DANIELS			2	-1	2
18	HUGHES			1		1	13	TICCHET		1	2		3
20	SMOLINSKI	1				1	24	BROWN		1	1		2
21	DNATO		2	2		4	25	STEVENS	2		1	+1	3
23	HEINZE			1		1	26	STAPLETON	1				1
24	STANTON	1		2		3	28	K. SAMUELSSON					
26	NEELEY			2		2	29	NASLUND					
27	LEACH	1	1	1		3	32	TAGLIANETTI				+1	
34	SHAW	1		1		2	33	MCSORLEY	1	1	2	+1	4
44	MURPHY						34	MURPHY	1			+1	1
49	JANEAU	1	1	2		4	48	JAGER	2	3	+2	5	
77	BOURQUE	1		2		3	82	STRAKA				+1	
30	CASEY						31	WERSCHEI					
69	BLUE						35	BARRASSO					

PENALTIES					
PER.	TEAM	PLAYER	MIN	OFFENSE	TIME
1	PIT	JAGER	2	BOARD	2:01 (E)
1	BOS	BOURQUE	2	HOLD	16:27 P
2	PIT	K. SAMUELSSON	2	INTERFERENCE	11:05 B
2	PIT	STEVENS	2	HIGH STICK	11:18 B
2	BOS	NEELY	2	ROUGH	12:36 -
2	PIT	V. SAMUELSSON	2	ROUGH	12:36 -
2	BOS	STANTON	2	INTERFERENCE	17:40 (P)
2	PIT	V. SAMUELSSON	2	INTERFERENCE	20:00 (B)
3	BOS	WESLEY	2	TRIP	6:52 P

NOTES:



Washington Capitals

vs. Pittsburgh Penguins

DATE December 26, 1993

Sunday - 7:30 p.m.

GAME NO.	W	L	T	POINTS
35	16	17	2	34
HOME GAME NO.	W	L	T	POINTS
15	7	6	2	16
NHL NO.	ATTENDANCE			
459	15,346			

REFEREE Paul Devorski
 LINESMEN Gord Broseker
 Greg Devorski

Start Time - 7:38 PM End Time - 10:06 PM Length of Game - 2 hr 28 min

PER	SCORE	TIME	TEAM	SCORED BY	ASSISTS	TYPE	PLAYERS ON ICE
1	1-0	438	WAS	BERUBE	CICCONE MAY	E	H19-38-16-22-32 V32-33-19-20-22
1	1-1	706	PIT	STEVENS	FRANCIS TOGCHET	PP	H3-38-10-17 V33-55-10-22-25
1	1-2	1619	PIT	K. SAMUELSSON	STEVENS MULLEN	PP	H6-28-9-21 V20-55-7-68-25
2	2-2	735	WAS	BURRIDGE	RIDLEY MILLER	E	H3-28-10-17-18 V5-28-24-25-82
2	2-3	647	PIT	MULLEN	FRANCIS TAGLIANETTI	E	H6-25-9-17-21 V5-32-17-10-68
2	3-3	1522	WAS	RIDLEY	MILLER KHRISTICH	E	H3-19-10-17-18 V32-55-20-24-82
2	4-3	1730	WAS	KHRISTICH	BONDRA HUNTER	E	H6-28-8-12-32 V2-5-7-19-68
3	5-3	249	WAS	BURRIDGE	RIDLEY MILLER	E	H6-25-10-17-18 V5-6-7-10-68
3	6-3	327	WAS	SLANEY	JONES POULIN	E	H3-28-9-21-26 V5-6-7-10-68
3	7-3	711	WAS	POULIN	KRYGIER JONES	E	H3-28-9-21-26 V6-32-22-25-82
							H V H V H V

RECAP

GOALS BY PERIOD	1	2	3	OT	T
CAPITALS	1	3	3		7
PENGUINS	2	1	0		3

SHOTS ON GOAL	1	2	3	OT	T
CAPITALS	3	16	9		28
PENGUINS	13	8	10		32

POWER PLAY GOALS	PPG IN	ATTEMPTS
CAPITALS	0	2
PENGUINS	2	4

PENALTIES	NO.	PIM
CAPITALS	6	18
PENGUINS	6	34

STARS OF THE GAME

- 1 BURRIDGE
 - 2 MILLER
 - 3 RIDLEY
- SELECTED BY: KENNY ALBERT
HTS

NASLUND SERVES MINOR AT 801 OF FIRST PERIOD
 KHRISTICH OFF ICE FOR GOAL AT 1522 OF SECOND

#	PENGUINS	SHOTS & +/-				#	CAPITALS	SHOTS & +/-				
		1	2	3	T			1	2	3	T	
31	WREGGET	- GOALIE -				33	BEAUPRE	- GOALIE -				
2	PAEK		1	1	1	3	COTE		1	1	1	4
5	H. SAMUELSSON	1	2	3	3	6	JOHANSSON		1	1	1	1
6	RAMSEY		1	1	3	8	KHRISTICH	1	1	1	3	1
7	MULLEN	3	2	5	2	9	POULIN		1	1	2	1
10	FRANCIS		1	1	2	10	MILLER		1	1	1	3
19	TROTTER		1	1	2	18	BONDRA		1	1	1	1
20	DANIELS		1	1	2	16	MAY		2	2	1	1
22	TOGCHET				2	17	RIDLEY	1	1	2	2	2
24	BROWN		1	1	2	18	BURRIDGE		2	1	3	3
25	STEVENS	3		3	2	19	CICCONE		1	1	2	2
26	STAPLETON				E	20	PIVONKA		1	1	E	E
28	K. SAMUELSSON	1		1	1	21	KRYGIER		2	2	1	1
29	NASLUND	1	1	2	E	25	WOOLLEY					E
32	TAGLIANETTI		1	1	2	26	JONES		1	1	2	2
33	MCSORLEY				-1	27	BERUBE		1	1	2	1
55	MURPHY	2	1	1	4	28	SLANEY		1	2	3	4
68	JAGR	2	2	4	2	32	HUNTER		1	1	2	2
82	STRAKA			1	1	38	CURRAN					1
35	BARASSO	- GOALIE -				37	KOLZIG	- GOALIE -				
TOTALS		13	8	11	32	TOTALS		3	16	9	28	

PER	TEAM	PLAYER	PENALTIES		
			MIN	OFFENSE	TIME
1	WAS	POULIN	2	HOOK	0048
1	WAS	JONES	2	TRIP	545
1	PIT	MCSORLEY	2:5	INSTIG/FIGHT	801
1	PIT	MCSORLEY	10	GM MISCOND	801
1	WAS	BERUBE	5	FIGHT	801
1	WAS	JONES	2	ELBOW	1440
2	PIT	H. SAMUELSSON	2	HOLD	739
3	WAS	BURRIDGE	2	ROUGH	1035
3	PIT	TOGCHET	5:10	FIGHT/MISCOND	1317
3	WAS	CICCONE	5	FIGHT	1317

#	GOALKEEPERS	MIN	SH	SV	GA	#	GOALKEEPERS	MIN	SH	SV	GA
1	WREGGET	60	28	21	7	33	BEAUPRE	60	32	29	3
- NET EMPTY -		:13				- NET EMPTY -					

OUT OF TOWN SCOREBOARD									
HOME	ROAD	PER	HOME	ROAD	PER				
HFD	3	OTT	2	F	NYI	4	BOF	3	F
NYR	8	NJ	3	F	TB	0	FLA	3	3



PITTSBURGH PENGUINS VS 4

PHILADELPHIA FLYERS 4

DATE: DECEMBER 28, 1993

PERIOD: 1 2 (FINAL IN OT)

GAME NO.	W	L	T	POINTS
36	18	10	8	44
HOME GAME NO.	W	L	T	POINTS
16	10	3	4	24
NHL NO.	ATTENDANCE			
469	17,537 (SELLOUT)			

REFEREE DON KONARSKI
 LINESMEN JERRY PATEMAN
PIERRE RACOT

#	PER	TEAM	SCORED BY	ASSIST	ASSIST	TIME	PGH	PHI	E	P	S
1	1	PHI	GALLEY (6)	CUMMINGS	EKLUND	2:27	2-24-25-33-82	(3)-9-12-25-26	✓		
2	1	PHI	RENBURG (19)	DINEEN		3:23	5-7-10-55-68	11-(9)28-29-88	✓		
3	1	PGH	STEVENS (21)	BROWN	STRAKA	6:37	5-24-(25)-32-82	3-5-11-19-88	✓		
4	1	PGH	MURPHY (9)	McSORLEY	FRANCIS	7:44	10-22-25-33-(33)	9-14-23-25	✓		
5	1	PHI	CUMMINGS (1)	EKLUND		16:23	3-24-25-33-82	9-(12)-23-26-27	✓		
6	2	PGH	FRANCIS (11)	JAGR	STEVENS	14:37	(10)-25-33-55-68	3-8-17-25	✓		
7	2	PHI	DINEEN (13)	RACINE	GALLEY	17:06	6-7-10-33-68	3-(11)-19-29-88	✓		
8	3	PGH	McSORLEY (1)	JAGR	SAMUELSSON, U	13:46	5-10-(33)-68	8-17-25-29	✓		
9	OT		NO SCORING								
10											
11											
12											
13											
14											
15											
16											
17											

SCORING BY PERIOD					SHOTS ON GOAL					POWER PLAY (GOALS / OPP.)					PENALTIES / MINUTES								
	1ST	2ND	3RD	OT	T		1ST	2ND	3RD	OT	T		1ST	2ND	3RD	OT	T		1ST	2ND	3RD	OT	T
PGH	2	1	1	0	4	PGH	15	7	12	6	40	PGH	1/2	1/3	0/1	0/2	2/8	PGH	1/2	2/4	2/7	-	5/13
PHI	3	1	0	0	4	PHI	12	7	6	0	25	PHI	0/1	0/2	-	-	0/3	PHI	3/6	2/4	4/11	1/2	10/23

SHOTS PER PERIOD AND PLUS/MINUS											PENALTIES												
NO	PITTSBURGH	1	2	3	OT	T	+	-	NO	PHILADELPHIA	1	2	3	OT	T	+	-	PER	TEAM	PLAYER	MIN	OFFENSE	TIME
1	PAEK						-1	3	3	GALLEY	1			1	1	1	PHI	DINEEN	2	ROUGHING	7:29		
3	JENNINGS						-1	5	5	RAMAGE					-1	1	PHI	MALGUNAS	2	HOLDING	11:34		
5	SAMUELSSON, U							8	8	TECCHI		1		1	1	1	PGH	TOCCNET	2	ROUGHING	13:45		
6	RAMSEY						-1	9	9	EKLUND	2	1		3	2	1	PHI	CUMMINGS	2	TRIPPING	18:53		
7	MULLEN	3	2			5	-2	11	11	DINEEN	2	2		4	1	2	PHI	RAMAGE	2	TRIPPING	7:20		
10	FRANCIS	2	1	1	1	5	-1	12	12	CUMMINGS	1	2		3	2	2	PGH	MULLEN	2	HOOKING	9:51		
19	TROTTIER						0	14	14	TIPPETT					0	2	PHI	BOWEN	2	TRIPPING	14:05		
20	DANIELS			1		1	0	17	17	BRIND'AMOUR	1	1		2	-1	2	PGH	MULLEN	2	INTERFERENCE	15:04		
22	TOCCNET	2				2	0	19	19	RENBURG	1	1	1	3	1	3	PHI	RENBURG	2	SLASHING	13:16		
24	BROWN						-1	21	21	BROWN					0	3	PGH	TOCCNET	2	ROUGHING	13:16		
25	STEVENS	2	2			4	-1	23	23	MALGUNAS	1	2		3	1	3	PHI	GALLEY	5	FIGHTING	14:12		
26	STAPLETON						0	25	25	FINLEY					0	3	PGH	STEVENS	5	FIGHTING	14:12		
29	NASLUND	1		1		2	0	26	26	BUTSAYEV					2	3	PHI	DINEEN	4	HIGHSTICKING	16:36		
32	TAGLIANETTI						1	27	27	McGILL					1	OT	PHI	RAMAGE	2	HOLDING	4:23		
33	McSORLEY	2	2	3		7	-2	28	28	BOWEN	1			1	1								
55	MURPHY	1		2	1	4	-1	29	29	RACINE					1								
68	JAGR	2		3	2	7	-1	42	42	BERANEK	2	1		3	0								
82	STRAKA		1	1	2	4	-1	88	88	LINDROS			1	1	1								
NO	PLAYER	1	2	3	OT	T	NO	PLAYER	1	2	3	OT	T										
35	BARRASSO SHOTS	3				3	30	SODERSTROM SHOTS	8				8										
MIN	6:37	SAVES	1			1	MIN	10:12	SAVES	6			6										
31	WREGGET SHOTS	9	7	6	0	22	33	ROUSSEL SHOTS	7	7	12	6	32										
MIN	58:23	SAVES	8	6	6	0	20	MIN	54:48	SAVES	7	6	11	6	30								

NOTES

GOALTENDER CHANGE FOR PITTSBURGH WREGGET REPLACES BARRASSO AT 6:37 OF THE 1ST PERIOD
 GOALTENDER CHANGE FOR PHILADELPHIA ROUSSEL REPLACES SODERSTROM AT 10:12 OF THE 1ST PERIOD



PITTSBURGH PENGUINS VS 4
QUEBEC NORDIQUES 5

DATE: DECEMBER 31, 1993

PERIOD: 1 2 **FINAL**

GAME NO.	W	L	T	POINTS
37	18	11	8	44
HOME GAME NO.	W	L	T	POINTS
18	10	4	4	24
NHL NO.	ATTENDANCE			
486	17,537 (SELLOUT)			

REFEREE PAUL DEVORSKI
 LINESMEN JERRY PRATEMAN
PIERRE RABICOT

#	PER	TEAM	SCORED BY	ASSIST	ASSIST	TIME	PGH	QUE	E	P	S
1	1	QUE	RUCINSKY (7)	WOLANIN	YOUNG	8:11	6-19-24-33	6-9-(25)-45-48	✓		
2	1	PGH	STEVENS (22)	STRAKA	TENNINGS	8:55	3-(25)-29-32-82	6-17-45-47-59	✓		
3	1	PGH	STRAKA (14)	STEVENS	TAGLIANETTI	11:23	3-25-29-32-(82)	6-9-22-45-48	✓		
4	1	QUE	KARPA (4)	RUCINSKY	LAPOINTE	11:41	5-7-10-55-68	5-25-47-52-(59)	✓		
5	2	PGH	STARLETON (4)	DANIELS	BROWN	5:04	2-20-24-(20)-33	5-9-22-48-52	✓		
6	2	QUE	KAMENSKY (14)	LINDBERG	FINN	9:10	6-20-24-26-55	2-13-17-29-(31)	✓		
7	2	QUE	LAPOINTE (5)	RUCINSKY	KARPA	16:19	5-25-29-32-82	5-25-(47)-52-59	✓		
8	2	PGH	MCSORLEY (2)	BROWN	MULLEN	16:54	2-7-10-24-(33)	5-9-22-48-52	✓		
9	2	QUE	SUNDIN (20)	KAMENSKY	LINDBERG	18:00	3-25-29-55-82	2-(13)-17-31-45	✓		
10	3		NO SCORING								
11											
12											
13											
14											
15											
16											
17											

SCORING BY PERIOD					SHOTS ON GOAL					POWER PLAY (GOALS/OPP.)					PENALTIES / MINUTES								
	1ST	2ND	3RD	OT	T		1ST	2ND	3RD	OT	T		1ST	2ND	3RD	OT	T		1ST	2ND	3RD	OT	T
PGH	2	2	0		4	PGH	13	18	11		42	PGH	9/1	-	0/2		0/3	PGH	2/4	2/4	2/4		6/12
QUE	2	3	0		5	QUE	11	11	6		28	QUE	1/2	0/1	0/1		0/4	QUE	1/2	2/4	2/4		5/10

SHOTS PER PERIOD AND PLUS/MINUS													PENALTIES									
NO	PITTSBURGH	1	2	3	OT	T	+/-	NO	QUEBEC	1	2	3	OT	T	+/-	PER	TEAM	PLAYER	MIN	OFFENSE	TIME	
2	PAEK					0	2	2	HUFFMAN					0	1	1	PGH	STRAKA	2	INTER./GOAL	6:18	
3	TENNINGS	1				1	1	5	GUSAROV	2	1			3	0	1	PGH	STARLETON	2	HOLDING	13:17	
5	SAMUELSSON					0	-2	6	WOLANIN	2	1			3	-1	1	QUE	FOOTE	2	INTERFERING	17:19	
6	RAMSEY					0	-1	9	RICCI					0	-3	2	PGH	TENNINGS	2	HIGH STICKING	0:11	
7	MULLEN	2	2			4	0	13	SUNDIN	1				1	2	2	QUE	RUCINSKY	2	SLASHING	18:09	
10	FRANCIS		1	2		3	0	17	LINDBERG					0	1	2	QUE	FOOTE	2	ROUGHING	18:29	
19	TROTTIER			1		1	0	19	SAKIC	1				1	0	2	PGH	TAGLIANETTI	2	ROUGHING	18:09	
20	DANIELS		1	1		2	0	22	GELINAS					0	-3	3	PGH	TENNINGS	2	CROSS CHECKING	10:58	
22	TOCHET	DID NOT PLAY							25	RUCINSKY	3	1			4	2	3	QUE	RICCI	4	SPEARING	11:18
24	BROWN	2	1			3	1	29	FINN	1				1	1	3	PGH	SAMUELSSON	2	SLASHING	11:18	
25	STEVENS	1	2			4	0	31	KAMENSKY	2	2			4	2							
26	STARLETON		2			2	0	45	McKEE	1	1			2	-1							
29	NASLUND	1	3			4	0	47	LAPOINTE	1				1	1							
32	TAGLIANETTI		1			1	1	48	YOUNG	1	1			2	-3							
33	MCSORLEY	1	2	3		6	2	51	KOVALENKO					1	0							
55	MURPHY	1	1			2	-3	52	FOOTE	1				1	0							
68	JARZ	1	2			3	-1	55	CORBERT					1	0							
82	STRAKA	3	1			4	0	59	KARPA	1	2			3	1							
NO	PLAYER	1	2	3	OT	T	NO	PLAYER	1	2	3	OT	T									
31	WRESCAT	SHOTS	1/1	6		28	35	FISER	SHOTS	1/3	8/1			42								
MIN	59:08	SAVES	9	8	6	23	MIN	60:00	SAVES	1/1	6/1			38								
30	ROMANO	SHOTS					41	TAIBAUT	SHOTS													
MIN		SAVES					MIN		SAVES													

NOTES

STL 1 WIN 2 FINAL
 NYR 0 QUE 1 2ND
 LOS 4 DET 4 IN OT
 PHI 1 BOS 3 2ND

THREE STARS	TEAM
1. RUCINSKY	QUE



HARTFORD WHALERS



HARTFORD WHALERS

VS. **PITTSBURGH PENGUINS**

DATE Sunday, January 2, 1994

START 5:10 END 7:45 L.O.G. 2:35

Game No.	W	L	T	Points
39	15	21	3	33
Home Game No.	W	L	T	Points
21	8	11	2	18
NHL Game No.	Attendance			
499	11,665			

REFEREE Dan MacQuinn
 LINESMEN Bob Applestone
Mark Lines

Goal No.	Period	Time	Team	Scored By	#	Assist	Players On Ice		P	S
							Hartford	Pittsburgh		
1	1	7:05	HART	J. SANDLAK	6	R. CUNNINGHAM, M. DANIELS	5-44	7-14-92	5-32	25-68-92
2	2	2:57	PITT	K. STEWART	23	J. JAGE, M. STRAKA	5-44	16-21	5-55	25-68-92
3	2	4:25	HART	R. KRON	14	M. NYLANDER, B. MARCHMENT	3-27	8-18-92	3-33	7-10-68
4	2	8:40	PITT	J. MURPHY	21	J. JAGE, M. MURPHY	3-6	16-21-24	3-33	7-10-68
5	2	12:48	HART	R. CUNNINGHAM	7	B. PRONG, M. DANIELS	5-44	7-22-26	5-33	24-2-82
6	3	7:08	HART	P. DEBBECK	20	A. CASSELLS, A. BURT	6-44	16-21	3-55	7-24
7	3	12:06	HART	G. SANDERSON	27	A. CASSELLS, P. DEBBECK	3-44	8-16-21	3-33	25-92
8	3	4:52	HART	B. MARCHMENT	4	-	4-44	7-27	7-55	10-25-68
9	3	18:16	HART	M. NYLANDER	4	I. CHIBIREV, Z. ZACAPSKI	6-27	32-42-29	2-6	15-44
10										
11										
12										
13										
14										
15										
16										

Goals By Period	1	2	3	OT	T	Shots on Goal	1	2	3	OT	T	POWER PLAYS	G	ATT	MIN	PENALTIES	NO	MIN	MAJ	MSJ	PIM
PENGUINS	0	2	0		2	PENGUINS	10	11	10		31	PENGUINS	1	6	10:55	PENGUINS	9	8	-	1	26
WHALERS	1	2	4		7	WHALERS	11	13	12		36	WHALERS	2	5	8:05	WHALERS	9	9	-	-	18


#	WHALERS	SHOTS					#	PENGUINS	SHOTS						
		1	2	3	OT	T			1	2	3	OT	T		
3	ZACAPSKI	1	3			4	2	PASS	1				1		
4	PATRICK						3	TENNISON							
5	GODHOLM		1			1	5	SANDERSON							
6	BURT						6	RANSBY							
27	MARCHMENT		1			2	32	TAGLIANINI	1				1		
41	PRONG		2			2	43	MCSORLEY	4	2			7	1	
7	CUNNINGHAM	2	1			4	35	MURPHY	1				3	2	
9	SANDERSON	1	1			2	11	FRANZIS	1	1			2	1	
14	SANDLAK	1				1	5	TROTTER							
16	DEBBECK	4	2			6	5	DANIELS							
18	KRON	1	1			2	20	DANIELS					4	2	
21	CASSELLS		2			2	24	BROWN			2	7	4	2	
22	SANDERSON						25	STEWART			1	2	3	2	
24	STRAM	2	1			4	26	STANWICK						1	
26	PRONG						25	NASLUND			1			1	
25	PATRICK						44	PATTERSON							
32	CHIBIREV	1				1	46	JAGE	1	2			4	2	
32	NYLANDER		1			1	82	STRAKA	1	2			4	2	

#	GOALIES	1	2	3	OT	T	#	GOALIES	1	2	3	OT	T
1	BURT	10	11	10		31	1	WILCOX	11	13	12		36
MIN	(20)	10	9	10		29	MIN	(20)	10	11	9		29
40	PISANZELLO	-	-	-		-	30	ROMANO	-	-	-		-
MIN		-	-	-		-	MIN		-	-	-		-

HARTFORD TOTALS	1	2	3	OT	T	PITTSBURGH TOTALS	1	2	3	OT	T
FACEOFFS WON	11	12	10		33	FACEOFFS WON	4	6	17		27
OFFSIDES	1	1	1		3	OFFSIDES	1	1	3		5
KINGS	3	1	1		5	KINGS	1	0	1		2
QUALITY ZONE SHOTS	8	4	7		19	QUALITY ZONE SHOTS	3	7	4		14
POWER PLAY SHOTS	0	3	6		9	POWER PLAY SHOTS	4	2	5		11

NOTES

Per	Team	Player	Min	Offense	Time	MA
1	HART	MARCHMENT	2	HOLD	7:57	P
1	HART	BURT	2	HOLD	14:25	P
2	HART	MARCHMENT	2	CHARGE	1:07	P
2	PITT	STRAKA	2	INTERFERENCE	10:40	H
3	HART	CASSELLS	2	HOLD	0:33	P
3	PITT	STEWART	2	ELBOW	6:51	
3	HART	ZACAPSKI	2	ROUGH	8:45	H
3	PITT	MURPHY	2	HOLD	10:47	P
3	PITT	JAGE	2	HOLD	12:37	
3	PITT	SANDERSON	2	ROUGH		
3	HART	PATRICK	2	ROUGH		P
3	HART	MARCHMENT	2	ROUGH		
3	HART	CHIBIREV	2	BEHIND NET	13:42	P
3	PITT	MURPHY	2	ELBOW	16:26	
3	PITT	TENNISON	2	ROUGH		
3	PITT	SANDERSON	10	GAME MISCONDUCT		
3	HART	STRAM	2	ROUGH		
3	PITT	MCSORLEY	2	ELBOW	15:08	H



OTTAWA SENATORS SÉNATEURS D'OTTAWA

VS. PITTSBURGH PENGUINS
 DATE January 3, 1994
 START: 7:38 END: L.O.O.

Home No.	W	L	T	Points
41	8	29	3	19
Home (Away) No.	W	L	T	Points
21	3	16	1	7
NHL Game No.	Attendance			
507	10 474			
Referee	Debbie Howe			
Linesmen	Pierre Champagne Bernard DeGrice			

Game No.	Per.	Time	Team	Scored By	Assists	E	P	S	Players on Ice
1	1	14:12	PIT	MURPHY (10)					H: 4-9-7, 18-20 V: 10-0-0, 11-0-0 H: 0-0-0, 11-0-0 V: 3-1-1, 10-2-0
2	1	19:40	OTT	LAWER (1)	YASHIN LAMB				H: 5-4-4, 18-20 V: 10-0-0, 11-0-0 H: 0-0-0, 11-0-0 V: 3-1-1, 10-2-0
3	3	0:20	PIT	MULLEN (2)	FRANCIS				H: 5-4-4, 18-20 V: 10-0-0, 11-0-0 H: 0-0-0, 11-0-0 V: 3-1-1, 10-2-0
4	3	10:18	PIT	JAGA (10)	STEVENS THORTIER				H: 5-4-4, 18-20 V: 10-0-0, 11-0-0 H: 0-0-0, 11-0-0 V: 3-1-1, 10-2-0
5	3	19:58	PIT	McSABLEY (1)					H: 5-4-4, 18-20 V: 10-0-0, 11-0-0 H: 0-0-0, 11-0-0 V: 3-1-1, 10-2-0
6									
7									
8									
9									
10									
11									
12									
13									
14									
15									

Goals by Period	1	2	3	OT	T	
PIT	1	0	3		4	
OTT	1	0	0		1	
Shots on Goal	1	2	3	OT	T	
PIT	8	8	13		29	
OTT	14	4	6		24	
FORWARDS	G/A	W/A	G/A	W/A	G/A	MINS
PIT	0/2	0/2	0/2	0/2	0/2	8:00
OTT	0/2	0/1	0/1	0/1	0/1	11:00
Penalties	NO.	MIN	MAJ	MIS	PRM	
PIT	10	10	0	0	20	
OTT	7	7	0	0	14	
THREE STARS						
1. Ron Francis (PIT)						
2. Mark Lamb (OTT)						
3. Roberto Romano (PIT)						
Selected by: TSN (The Sports Network)						

PIT: 4
OTT: 1

Lead Time: Senators: Visitors: 21:38 Score Tied: 5:22 Goal-Post (T-Pl):

#	Team	SHOTS					#	Team	SHOTS				
		1	2	3	OT	T			1	2	3	OT	T
20	MURPHY						10	ROMANO					
2	LAWER						1	YASHIN					
3	MULLEN						2	JENNINGS	1				1
4	JAGA						10	SAMUELSSON			2		2
5	McSABLEY						1	RANNEY					
6	ARCHIBALD	1					10	MULLEN	1	1	1		3
7	LAWER	2					10	FRANCIS	2				2
8	MULLEN						10	THORTIER			1		1
9	YASHIN						20	DUBOIS					
10	McSABLEY						21	BROWN			1		1
11	HAGNER		2				25	STEVENS	1	2	2		6
12	GLYNN	1					26	STAPLETON					
13	BURAKOVSKY						27	NIELUND					
14	ARCHIBALD						28	McSABLEY	2	1			3
15	KUDELSKI	1					31	PATTERSON					1
16	LAMMENS						32	MURPHY	3	1	2		6
17	LAWER						33	JAGA		2			2
18	DEMITRO						34	STRAKA		1	1		2
19	DAIGLE	1					37	DUBOIS					
21	BILLINGTON						38	WREGET					2

PENALTIES						
Per.	Team	Player	Min.	Offense	Time	Off
1	PIT	SAMUELSSON	2	ROUGHING	9:29	1
	OTT	McSABLEY	2	ROUGHING	11:59	1
	PIT	BROWN	2	HOLDING	13:28	1
	OTT	MULLEN	2	ELBOWING	18:54	1
	PIT	JENNINGS	2	HOLDING	19:22	1
2	PIT	McSABLEY	2	HOLDING	2:56	1
	OTT	McSABLEY	2	HOLDING	6:49	1
	OTT	MULLEN	2	HOLDING	11:21	1
3	PIT	SAMUELSSON	2	HIGH STICKING	02:16	1
	OTT	KUDELSKI	2	INTERFERENCE	12:06	1
	OTT	LAMB	2	HOLDING	14:16	1
	PIT	SAMUELSSON	2	TRIPPING	7:53	1
	PIT	BROWN	2	ELBOWING	11:06	1
	PIT	McSABLEY	2	ROUGHING	13:44	1
	OTT	ARCHIBALD	2	SLASHING	18:07	1
	PIT	FRANCIS	2	ELBOWING	18:52	1
	PIT	FRANCIS	2	UNSPORT. CON	18:58	1

GOALTENDERS				
Team	Min/Sec	Shots	Saves	Goals
Ottawa				
MURPHY	68:07	25	25	2
Visitors (PIT)				
ROMANO	60:00	24	23	1

NOTES: # Debernias 1st NHL game.
 # McSABLEY: 1st NHL game. All-time in Bank (50)
 # MULLEN: 1st NHL game. All-time in OT (100)
 # THORTIER: 1st NHL game at 10:22 (3rd)

PITTSBURGH PENGUINS

GAME # 40

January 7, 1994

15,689

DATE

ATTENDANCE

Buffalo Sabres 3

Pittsburgh Penguins 4 (OT)

(20-12-8)

HOME TEAM

VISITORS

RECORD

Kerry Fraser

Bob Hodges, Dan McCourt

REFEREE

LINESMEN

SCORE	GOAL	ASSISTS	ON ICE FOR	AGAINST	TIME	PENALTIES	TIME
1-0	P- Francis (12)	(Murphy, Mullen)			14:51	P- Stevens (Holding the stick)	1:04
	P (7,10,33,55,68)	B (8,14,19,42)			PPG	P- Stevens (Unsportsmanlike Conduct)	1:04
1-1	B- Hawerchuk (17)	(Mogilny)			15:30	B- Wood (Interference w/Goalie)	11:30
	B (7,10,13,42,89)	P (5,24,25,55,82)				P- Stevens (Roughing)	12:39
1-2	B- Khmylev (12)	(Bodger, Svoboda)			18:23	B- Moller (Roughing)	12:39
	B (7,8,10,13,89)	P (5,10,19,55)			PPG	B- Moller (Cross Checking)	12:39
	SECOND PERIOD					B- Muni (Tripping)	13:11
1-3	B- Khmylev (13)	(Mogilny, Hawerchuk)			18:53	P- Stevens (Roughing)	18:02
	B (10,13,41,42,89)	P (5,7,26,55)			PPG	SECOND PERIOD	
	THIRD PERIOD					B- Thomas (Roughing)	3:03
2-3	P- Patterson (1)	(Trottier)			6:44	P- McSorley (Roughing)	11:20
	P (3,19,33,37,44)	B (5,8,14,32,36)				P- Stapleton (Roughing)	11:20
3-3	P- Mullen (23)	(Francis, Jagr)			12:09	B- Ray (Roughing)	11:20
	P (5,7,10,55,68)	B (5,8,19,20,21)				B- Bodger (Interference)	12:37
	OVERTIME					B- Hawerchuk (Boarding)	13:36
4-3	P- Francis (13)	(Murphy, Jagr)			4:54	P- McSorley (Tripping)	17:47
	P (7,10,33,55,68)	B (5,8,10,14,89)				THIRD PERIOD - NO PENALTIES	
						OVERTIME - NO PENALTIES	

#	PLAYER	SHOTS	1	2	3	OT	TOT	#	PLAYER	SHOTS	1	2	3	OT	TOT
2	Paek						0	5	Muni						0
3	Jennings				2	+1	2	7	Svoboda	2	1				3
5	U.Samuelsson				1	E	1	8	Bodger	2					2
6	Ramsey						0	10	Hawerchuk	2	1	1			4
7	Mullen		1	2	1	+2	4	13	Khmylev	1	1	2			4
10	Francis		2			+2	2	4	14	Hannan					0
19	Trottier					+1	0	19	Wood				1		1
20	Daniels						0	20	Sweeney			2	1		3
24	Brown		1		1	-1	2	21	Thomas	1			1		2
25	Stevens		2	2		-1	4	24	Moller	1					1
26	Stapleton						0	26	Piante	2	3	1			6
29	Naslund						0	27	May						0
33	McSorley		2	2		+2	4	28	Audette		1	3	1		5
37	Duberman					+1	0	32	Ray						0
44	Patterson				1	+1	1	26	Barnaby						0
55	Murphy		2	1		+1	3	41	Sutton						0
68	Jagr			2		+2	2	42	Smehlik		1				1
82	Straka		2			-1	2	89	Mogilny		1	1		1	3
TOTALS			12	9	6	2	29	TOTALS			12	11	10	2	35

31	Wregget	SHOTS	12	11	10	2	35	39	Hasek	SHOTS	12	9	6	2	29
MIN	64:54	SAVES	10	10	10	2	32	MIN	64:54	SAVES	11	9	4	1	25
30	Romano	SHOTS						30	Ketterer	SHOTS					
MIN		SAVES						MIN		SAVES					

TEAM	1	2	3	OT	TOTAL	ASSISTS	PTS	PEN	PIM	PPG	ATT	SHG
PITTSBURGH	1	0	2	1	4	7	11	7	14	1	6	0
BUFFALO	2	1	0	0	3	5	8	8	16	2	5	0

3 STARS 1. Khmylev 2. Mullen 3. Francis

GAME NO. 40



PITTSBURGH PENGUINS VS 2

CALGARY FLAMES 2

DATE: JANUARY 8, 1994

PERIOD: 1 2 FINAL IN OT

GAME NO.	W	L	T	POINTS
41	20	12	9	49
HOME GAME NO.	W	L	T	POINTS
19	10	4	5	25
NHL NO.	ATTENDANCE			
531	17,537 (SELLOUT)			

REFEREE MIKE MCGEOUGH
 LINESMEN BOB HODGES
JERRY FATEMAN

#	PER	TEAM	SCORED BY	ASSIST	ASSIST	TIME	PGH	CGY	E	P	S
1	1	CGY	KRUSE (1)	MUSIL		3:08	3-19-32-37-44	3-5-12-15-33	✓		
2	1	CGY	FLEURY (19)	SCHLEGEL	YAWNEY	16:55	5-7-10-20-55	7-14-18-21-29	✓		
3	2	PGH	BROWN (11)	PATTERSON	STRAKA	7:47	3-6-14-44-55-82	17-23-26-36-39	✓		
4	2	PGH	STRAKA (15)	STEVENS	BROWN	17:13	5-24-25-55-62	7-18-26-28-33	✓		
5	3		NO SCORING								
6	OT		NO SCORING								
7											
8											
9											
10											
11											
12											
13											
14											
15											
16											
17											

SCORING BY PERIOD					SHOTS ON GOAL					POWER PLAY (GOALS/OPP.)					PENALTIES / MINUTES								
	1ST	2ND	3RD	OT	T		1ST	2ND	3RD	OT	T		1ST	2ND	3RD	OT	T		1ST	2ND	3RD	OT	T
PGH	0	2	0	0	2	PGH	8	11	12	3	34	PGH	0/2	0/2	0/2	-	0/6	PGH	1/2	2/4	-		3/6
CGY	2	0	0	0	2	CGY	12	11	8	1	32	CGY	0/1	0/1	0/1	-	0/3	CGY	3/6	1/2	2/4		0/12

SHOTS PER PERIOD AND PLUS/MINUS													PENALTIES											
NO	PITTSBURGH	1	2	3	OT	T	+/-	NO	CALGARY	1	2	3	OT	T	+/-	PER	TEAM	PLAYER	MIN	OFFENSE	TIME			
2	PAEK						0	3	MUSIL						1	1	CGY	PETIT	2	TRIPPING	4:07			
3	TENNINGS			1		1	0	5	DAHLQUIST						1	1	CGY	DAHLQUIST	2	HIGH STICKING	8:24			
5	SAMUELSSON, U		1	2		3	0	7	PETIT				2	2	0	1	PGH	TAGLIANETTI	2	INTERFERENCE	13:03			
6	RAISEY						0	12	KRUSE						2	1	CGY	PETIT	2	HOOKING	18:54			
7	MULLEN						-1	14	FLEURY	2	4	2	1	9	1	2	CGY	DAHLQUIST	2	HOLDING	1:55			
10	FRANCIS	1	1	3		5	-1	15	MCCARTHY						1	2	PGH	PATTERSON	2	HIGH STICKING	13:39			
19	TROTTER						-1	17	WALZ						2	2	PGH	BROWN	2	HOOKING	19:14			
20	DANIELS						-1	18	YAWNEY						1	1	0	3	CGY	FLEURY	2	SLASHING	2:21	
24	BROWN	2	1	1	4	2	2	21	SCHLEGEL	1					1	1	3	CGY	NIJUNENDYK	2	HOOKING	10:09		
25	STEVENS	3				4	1	23	PASLAWSKI						-1									
26	STAPLETON						0	25	NIJUNENDYK	4					4	0								
2	TAGLIANETTI						-1	26	REICHEL	1	2				3	-2								
33	MCSORLEY	1	3			5	0	28	RANHEIM				1	1	-1									
37	DUBERMAN		1			1	-1	29	OTTO						1									
44	PATTERSON						0	32	SULLIVAN						0									
55	MURPHY	2	2	2		7	1	33	STRUCH						2	0								
68	JARR	1		1		2	0	36	ESAU		1				2	-1								
82	STRAKA		1	1		2	2	39	KECZMER						1	3	-1							
NO	PLAYER	1	2	3	OT	T		NO	PLAYER	1	2	3	OT	T										
30	ROMANO	SHOTS	2	11	8	1	32	37	HADD	SHOTS	8	11	2	3	34									
MIN	65:00	SAVES	10	11	8	1	30	MIN	65:00	SAVES	8	9	2	3	32									
31	WRECCET	SHOTS						1	TREFILOV	SHOTS														
MIN		SAVES						MIN		SAVES														

NOTES

CHI 1 WAS 4 FINAL
 NYI 0 HAR 6 FINAL
 FLA 2 BOS 2 FINAL
 PHI 2 TAM 4 FINAL
 NYR 2 MON 3 FINAL
 VAN 2 TOR 5 IN 3RD

THREE STARS

TEAM

1 STRUCH
 1 CGY



PITTSBURGH PENGUINS VS 5
BOSTON BRAUNS 4

DATE: JANUARY 11, 1994

PERIOD: 1 2 **FINAL (NOT)**

GAME NO.	W	L	T	POINTS
42	7	1	2	9
HOME GAME NO.	W	L	T	POINTS
20	11	4	5	27
NHL NO.	ATTENDANCE			
548	16,646			

REFEREE DON VAN MASSENHOVEN
 LINESMEN SCOTT DRISCOLL
BOB HODGES

#	PER	TEAM	SCORED BY	ASSIST	ASSIST	TIME	PGH	BOS	E	P	S
1	1	PGH	STEVENS (24)	BROWN	RAMSEY	4:30	6-24(25)-55-82	6-14-17-22-44	✓		
2	1	PGH	DANIELS (3)	NASHLUND		16:54	3(20)-26-29-32	6-14-17-22-23	✓		
3	1	BOS	HUGHES (5)	SMOLINSKI	HEINZE	18:05	6-7-10-55-68	18-20-23-25-77	✓		
4	2	BOS	SMOLINSKI (13)	SWEENEY	HEINZE	0:27	5-7-10-33-68	18-(20)-23-32-77	✓		
5	2	PGH	STEVENS (25)	BROWN	MURPHY	1:29	6-24(25)-55-82	11-18-29-32-77	✓		
6	3	BOS	DONATO (12)	TUNEAU	BOURQUE	1:55	6-7-10-33-68	13-(21)-32-49-77	✓		
7	3	BOS	REID (2)	BOURQUE		6:57	5-25-55-68-82	17-23-32-77		✓	
8	3	PGH	FRANCIS (14)	STEVENS	JAGR	7:35	5-(10)-25-55-68	11-18-29-32-77	✓		
9	OT	PGH	STEVENS (26)	JAGR	FRANCIS	4:09	10-(25)-33-55-68	20-25-32-77	✓		
10											
11											
12											
13											
14											
15											
16											
17											

SCORING BY PERIOD					SHOTS ON GOAL					POWER PLAY (GOALS/OPP.)					PENALTIES / MINUTES								
	1ST	2ND	3RD	OT	T		1ST	2ND	3RD	OT	T		1ST	2ND	3RD	OT	T		1ST	2ND	3RD	OT	T
PGH	2	1	1	1	5	PGH	11	6	3	4	24	PGH	-	-	0/1	1/1	1/2	PGH	-	2/4	1/2	-	3/6
BOS	1	1	2	0	4	BOS	11	15	19	1	46	BOS	-	0/1	0/1	-	0/2	BOS	-	1/2	1/2	1/2	3/6

SHOTS PER PERIOD AND PLUS/MINUS											PENALTIES												
NO	PITTSBURGH	1	2	3	OT	T	+	-	NO	BOSTON	1	2	3	OT	T	+	-	PER TEAM	PLAYER	MIN	OFFENSE	TIME	
3	JENNINGS								6	FEATHERSTONE	1				1	-2		1	NO			PENALTIES	
5	SAMUELSSON							-1	11	ZHOLTOK		1			1	-2		2	BOS	SWEENEY	2	HOLDING STICK	4:26
6	RAMSEY							0	13	PANTELEEV	1				1	1		2	PGH	JAGR	2	ROUGHING	4:26
7	MULLEN	2						2-3	14	ROBERTS	1				1	-2		2	PGH	TAGLIANETTI	2	HIGH STICKING	14:52
10	FRANCIS	1	1	1				3-2	16	STEWART	2	1			3	0		3	BOS	FEATHERSTONE	2	HOLDING	(5:21)
19	TROTTIER							0	17	REID	2	1	2		5	-1		3	PGH	STEVENS	2	ROUGHING	18:20
20	DANIELS	1	1					2	18	HUGHES	2	1			3	0		OT	BOS	DONATO	2	BOARDING	3:04
24	BROWN							2	20	SMOLINSKI	1	2			3	2							
25	STEVENS	1	3					1	21	DONATO	1	3			4	1							
26	STAPLETON	1						1	22	STUMPEL						-2							
29	NASHLUND							1	23	HEINZE	1	1	2		4	2							
32	TAGLIANETTI							1	25	STANTON	2	2			4	1							
33	McSORLEY	1						1	26	WESLEY	1	2			3	0							
37	DUBERMAN		1					1	29	MORRIS		1	1		2	-2							
44	PATTERSON	2	1					4	32	SWEENEY	2	2			4	1							
55	MURPHY							1	44	MURRAY	1				1	-1							
68	JAGR	1						1-3	49	TUNEAU	1	1	1		3	1							
82	STRANA	1						1	77	BOURQUE	1	1	1		3	2							
NO	PLAYER	1	2	3	OT	T			NO	PLAYER	1	2	3	OT	T								
31	WREGGOT SHOTS	11	5	19	1	46			39	BLUE SHOTS	11	6	3	4	24								
MIN	64:09 SAVES	10	4	17	1	42			MIN	64:09 SAVES	9	5	2	3	19								
30	ROMANO SHOTS								30	CASEY SHOTS													
MIN	SAVES								MIN	SAVES													

NOTES

BUF 4 CHI 2 IN 3RD LA 1 SJO IN 1ST
 OTT 1 PHI 4 FINAL
 TOR 2 WAS 1 FINAL

THREE STARS	TEAM
1. STEVENS	PGH



PITTSBURGH PENGUINS VS 2
FLORIDA PANTHERS 2

DATE: JANUARY 13, 1994

PERIOD: 1 2 **FINAL IN OT**

GAME NO.	W	L	T	POINTS
43	21	12	10	52
HOME GAME NO.	W	L	T	POINTS
21	11	4	6	28
NHL NO.	ATTENDANCE			
561	15,661			

REFEREE PAUL DEVORSKI
LINESMEN BOB HODGES
ANDY McELMAN

#	PER	TEAM	SCORED BY	ASSIST	ASSIST	TIME	PGH	FLA	E	P	S
1	1	PGH	BROWN (12)	STEVENS	STRAKA	4:23	1(4)-25-33-82	5-14-21-23-25	✓		
2	1	PGH	MULLEN (24)	MURPHY	JAGR	4:44	5(7)-10-55-68	4-7-12-18-20	✓		
3	2	FLA	SARUDLAND (6)	LOWRY	MELLANBY	15:15	2-7-33-68-82	5-10-(20)-25-27	✓		
4	2	FLA	MELLANBY (16)	NIEDERMAYER	LOWRY	15:32	3-24-25-32-82	5-10-25-(27)-44	✓		
5	3		NO SCORING								
6	OT		NO SCORING								
7											
8											
9											
10											
11											
12											
13											
14											
15											
16											
17											

SCORING BY PERIOD						SHOTS ON GOAL					POWER PLAY (GOALS/OPP.)					PENALTIES / MINUTES							
	1ST	2ND	3RD	OT	T	1ST	2ND	3RD	OT	T	1ST	2ND	3RD	OT	T	1ST	2ND	3RD	OT	T			
PGH	2	0	0	0	2	PGH	12	11	15	3	41	PGH	0/1	0/1	0/1	-	0/3	PGH	3/6	1/2	2/4	-	6/12
FLA	0	2	0	0	2	FLA	4	13	8	1	26	FLA	0/1	0/1	0/2	-	0/4	FLA	4/8	-	1/2	-	5/10

SHOTS PER PERIOD AND PLUS/MINUS											PENALTIES										
NO	PITTSBURGH	1	2	3	OT	T	+/-	NO	FLORIDA	1	2	3	OT	T	PER	TEAM	PLAYER	MIN	OFFENSE	TIME	
2	PAEK						0	3	LAUS	1				1	1	FLA	LAUS	2	HOLDING	11:30	
3	TENNINGS						-1	4	BROWN					-1	1	PGH	PATTERSON	2	HOOKING	14:12	
5	SAMUELSSON		1			1	1	5	MURPHY	2	3			5	1	FLA	BENNING	2	HIGH STICKING	19:05	
6	RAMSEY	2				2	2	7	BENNING		1			1	1	FLA	BENNING	2	ROUGHING	19:05	
7	MULLEN	1	1			2	0	10	LOWRY	2		2		2	1	FLA	LOWRY	2	HIGH STICKING	19:05	
10	FRANCIS						1	12	HULL	2		2		2	1	PGH	JAGR	2	ROUGHING	19:05	
19	TROTTIER		2			2	0	14	BARNES	1				1	1	PGH	McSORLEY	2	HIGH STICKING	19:05	
20	DANIELS						0	18	HOUGH				1	1	2	PGH	TAGLIANETTI	2	INTERFERENCE	8:22	
24	BROWN	2	2			4	0	19	LOMAKIN	1	1			2	0	3	PGH	WREGGAT	2	HIGH STICKING	1:32
25	STEVENS	2	1	2		6	0	20	SARUDLAND	3		3		0	3	PGH	SAMUELSSON	2	INTERFERENCE	5:36	
26	STAPLETON	1				1	0	21	FITZGERALD	2				2	-1	3	FLA	NIEDERMAYER	2	HOOKING	10:48
29	NASLUND	1				1	0	22	HUDELSKI	1				1	0	OT	NO	PENALTIES			
32	TAGLIANETTI	1	1			2	-1	23	LINDSAY						-1						
33	McSORLEY	1				1	0	25	SMITH						1						
44	PATTERSON	1				1	0	26	BELANGER	1	1			2	0						
55	MURPHY	2	4			6	1	27	MELLANBY	1				1	2						
68	JAGR	2	4	3		2	1	28	HANCOCK		1			1	0						
82	STRAKA	1				1	-1	44	NIEDERMAYER		1			1	1						
NO	PLAYER	1	2	3	OT	T	NO	PLAYER	1	2	3	OT	T								
31	WREGGAT	4	1	8		1	26	34	VANBESBROUCK	2	1	5		3	4						
MIN	65:00	SAVES	4	1	8		24	MIN	65:00	SAVES	10	1	5		3	39					
30	ROMANO							30	VIRPATRICK												
MIN		SAVES						MIN		SAVES											

NOTES

30S 2 PHI 6 FINAL
DAL 3 TOR 4 FINAL IN OT

THREE STARS	TEAM
1. VANBESBROUCK	FLA



PITTSBURGH PENGUINS VS 4
 EDMONTON OILERS 3

DATE: JANUARY 15, 1994

PERIOD: 1 2 (FINAL)

GAME NO.	W	L	T	POINTS
44	22	12	10	54
HOME GAME NO.	W	L	T	POINTS
22	12	4	6	30
NHL NO.	ATTENDANCE			
573	17,476			

REFEREE RICHARD TROTTIER
 LINESMEN BOB HODGES
 ANDY McELMAN

#	PER	TEAM	SCORED BY	ASSIST	ASSIST	TIME	PGH	EDM	E	P	S
1	1	EDM	CIGER (17)	ARNOTT		12:07	5-10-19-32-68	2-7-8-9-15	✓		
2	1	PGH	FRANCIS (15)	STEVENS	STAPLETON	13:07	7-10-25-26-55	14-21-24-39	✓		
3	2	EDM	CORSON (19)	MANSON	CIGER	14:12	3-6-19-20-44	7-8-9-21-24-39	✓		
4	2	PGH	JAGR (17)	FRANCIS	MURPHY	14:58	5-7-10-55-68	2-15-17-18-39	✓		
5	3	PGH	MULLEN (25)	STEVENS	STAPLETON	4:20	7-10-25-26-55	2-15-18-39	✓		
6	3	EDM	RICE (13)	ARNOTT	CORSON	13:22	6-19-32-68	2-7-9-12-15	✓		
7	3	PGH	MURPHY (11)	UNASSISTED		13:39	5-24-25-55-82	14-16-21-24-29	✓		
8											
9											
10											
11											
12											
13											
14											
15											
16											
17											

SCORING BY PERIOD					SHOTS ON GOAL					POWER PLAY (GOALS/OPP.)					PENALTIES / MINUTES						
	1ST	2ND	3RD	OT	T	1ST	2ND	3RD	OT	T	1ST	2ND	3RD	OT	T	1ST	2ND	3RD	OT	T	
PGH	1	1	2		4	PGH	14	9	10	33	PGH	1/2	0/2	1/3	2/7	PGH	3/6	4/11	3/6		10/23
EDM	1	1	1		3	EDM	12	17	10	39	EDM	0/2	0/1	1/2	1/5	EDM	3/6	5/13	4/8		12/27

SHOTS PER PERIOD AND PLUS/MINUS											PENALTIES												
NO	PITTSBURGH	1	2	3	OT	T	+/-	NO	EDMONTON	1	2	3	OT	T	+/-	PER	TEAM	PLAYER	MIN	OFFENSE	TIME		
2	PAEK	1				1	0	2	BEERS	1	2			3	0	1	PGH	SAMUELSSON, U	2	SLASHING	0:21		
3	JENNINGS						-1	7	ARNOTT	1	2			3	2	1	EDM	WHITE	2	INTERFERENCE	5:41		
5	SAMUELSSON, U	1	1			2	1	8	CIGER	2	1			3	2	1	EDM	MANSON	2	ROUGHING	9:32		
6	RAMSEY	3				3	-1	9	CORSON	1	4			5	2	1	PGH	DANIELS	2	ROUGHING	9:32		
7	MULLEN	1	1	2		4	1	12	RICE	2	2			4	0	1	PGH	FRANCIS	2	TRIPPING	9:49		
10	FRANCIS	2	1	1		4	0	14	MAC TAVISH	1	1			2	-1	1	EDM	DE BRUSK	2	TRIPPING	12:50		
19	TROTTIER						-2	15	OLAUSSON		2			2	0	2	EDM	PEARSON	2	ROUGHING	3:45		
20	DANIELS	1				1	-1	16	BUCHBERGER	2				2	-1	2	PGH	JENNINGS	2	ROUGHING	3:45		
24	BROWN	1	2			3	1	17	THORNTON						-1	2	EDM	PEARSON	2	ROUGHING	6:55		
25	STEVENS	1	3	2		6	1	18	MALBY	2				2	-1	2	PGH	SAMUELSSON, U	2	ELBOWING	8:21		
26	STAPLETON	1		2		3	0	21	KRAVCHUK	1	2	1		4	0	2	EDM	OLAUSSON	2	SLASHING	11:24		
29	NASLUND						0	24	MANSON	2	2	2		6	0	2	EDM	DE BRUSK	2	ROUGHING	17:28		
32	TAGLIANETTI						-1	27	WHITE						0	2	PGH	JENNINGS	2	ROUGHING	17:28		
33	McSORLEY	DID NOT PLAY							29	DE BRUSK	1			1	-1	2	EDM	DE BRUSK	5	FIGHTING	19:33		
44	PATERSON						-1	33	PEARSON	1	1			2	0	2	PGH	JENNINGS	5	FIGHTING	19:33		
55	MURPHY	2	2			4	2	34	MARTINI						0	3	EDM	PEARSON	2	HIGHSTICKING	2:41		
68	JAGR	1				1	0	35	BENNETT						0	3	EDM	MANSON	2	ROUGHING	5:50		
82	STRAKA	1				1	1	39	WEIGHT						0	3	EDM	BUCHBERGER	2	CHARGING	8:05		
NO	PLAYER	1	2	3	OT	T		NO	PLAYER	1	2	3	OT	T									
31	WREGGET	SHOTS 12/17/10						39	30	RANFORD	SHOTS 14/9/10						33	3	PGH	JENNINGS	2	ROUGHING	10:14
MIN	60:00	SAVES 1/16/9						36	MIN	58:51	SAVES 13/8/8						29	5	EDM	PEARSON	2	ROUGHING	16:07
30	ROMANO	SHOTS							31	BRAITHWAITE	SHOTS							3	PGH	TAGLIANETTI	2	ROUGHING	16:07
MIN		SAVES							MIN		SAVES												

NOTES

THREE STARS TEAM



NORDIQUES DE QUÉBEC

VS. PENGUINS DE PITTSBURGH

DATE 18 JANVIER 1994

ARBITRE / REFEREE DAVE JACKSON
 JUGES DE LIGNE / KAVIN COLLINS
 LINESMEN JOHN MARTIN

JANUARY 18, 1994

Match no. / Game no.	G/W	F/L	N/T	Points
416	17	23	5	39
Match local no. / Home game no.	G/W	F/L	N/T	Points
24	9	10	4	22
No. (NH) / NHL no.	Assistance / Attendance			
592	14229			

RÉVISION / RECAP

Per.	Temps Time	Equipe Team	Compte par Scored by	Assistances / Assistants	E	P	J	DN	S	Joueurs sur la patinoire / Players on ice
1	7:49	PIT	STEVENS	FRASER MULLEN			X			H 7-19-38-52 V 3-10-25-26-55
2	0:24	PIT	JAGR	McSORLEY MURPHY			X			H 5-45-43-48 V 10-25-33-55-68
3	4:38	QUE	FINN	YOUNG KAMENSKY			X			H 9-29-31-48-59 V 2-3-25-68-82
4	5:21	QUE	YOUNG	FRASER			X			H 5-4-45-43-48 V 5-25-55-68-82
5	1:26	QUE	FRASER	SUNDIN KAMENSKY			X			H 5-13-31-38-59 V 5-19-24-33-82
6	2:38	QUE	KOVALENKO	SAKIC FINN			X			H 2-19-28-29-51 V 2-3-10-25-68
7	9:38	PIT	FRASER	JAGR McSORLEY			X			H 9-29-47-48-59 V 3-10-32-33-68
8	18:41	QUE	SAKIC	YOUNG KAJA			X			H 9-19-29-48-59 V 3-7-19-32
9	19:35	QUE	KAMENSKY	FRASER SUNDIN			X			H 5-13-31-38-45 V 10-25-32-33-68
0										H V
1										H V
2										H V
3										H V
4										H V
5										H V

Buts-Goals / Per.	1	2	3	ST/OT	T
NORDIQUES	0	2	4		6
PENGUINS	1	1	1		3

Lancers au but / Shots on goal	1	2	3	ST/OT	T
NORDIQUES	8	10	13		31
PENGUINS	10	8	5		23

Buts / Goals	No. BJP PPG In	Tentatives Attempts
NORDIQUES	0-0-1	1-2-1
PENGUINS	2-0-0	1-1-2

Punitions/Penalties	No.	Pun. / Pen.
NORDIQUES	4-1-2	8-2-4
PENGUINS	1-2-1	2-4-2

*** TROIS ÉTOILES / THREE STARS

- S. FINN
- S. YOUNG
- J. JAGR

No	Nordiques	Lancers / Shots					No	PENGUINS	Lancers / Shots					
		1	2	3	ST	T			1	2	3	ST	T	
5	GAGANOV, A	1					2	PAEK	1	1				
9	LESCHVYVNC	1	1				3	JENNINGS, G	1					
9	TRICOT, M						5	SAMUELSSON, U	1					
13	SUNDIN, M	1					6	BRANSEY, M						
5	TWEST, T						7	MULLEN, J	2					
9	SAKIC, J	2	1	1			10	FRASER, R	2	1	1			
3	MACDERMOTT, J						19	TROTTER, B	1					
8	RUCINSKY, M	3					20	DANIELS, J						
9	FINN, S	1	2				24	BROWN, D	1					
11	KAMENSKY, V	1	2				25	STEVENS, K	1	2	1			
13	SAVAGE, R	1	1				26	STAPLETON, M						
18	FRASER, I		2				29	NASLUND, M		2				
1	McKEE, M						32	TAGLIANETTI, J						
3	LAPORTE, C		2				39	McSORLEY, H			3			
8	YOUNG, S	3	1				44	PATERSON, E	1					
11	KOVALENKO, A	1	1				2	MURPHY, L						
12	FOOTE, B						4	JAGR, J	1	1				
19	KAJA, D	2					2	STRAKA, M						
2	CHOUTIER, J						30	ROMANO, R						
15	FRASER, S						13	MCSORLEY, K						

Per.	Equip. / Team	Joueur / Player	Min.	Punitions / Penalties		Temps / Time
				Offense		
1	QUE	TRICOT	2	B. ELAVE-H. STICK		7:30
1	QUE	TRICOT	2	B. ELAVE-H. STICK		
1	QUE	FINN	2	B. ELAVE-H. STICK		10:08
1	PIT	JENNINGS	2	DON. GAY KNECK		12:19
1	QUE	KOVALENKO	2	D. GAYEC-C. CHECK		19:51
2	PIT	TROTTER	2	RETENU-HOLDING		1:56
2	QUE	FRASER	2	RETENU-HOLDING		11:52
2	PIT	McSORLEY	2	OBSTRUCTION-TREPP		13:36
3	QUE	McKEE	2	RETENU-HOLDING		16:12
3	PIT	McSORLEY	2	TRENCHER-TROPPING		17:52
3	QUE	TWEST	2	B. ELAVE-H. STICK		19:45

NOTES:

RÉSULTATS À L'ÉTRANGER:
 OUT OF TOWN SCORES:



PITTSBURGH PENGUINS VS 4

OTTAWA SENATORS 2

DATE: JANUARY 25, 1994

PERIOD: 1 2 **FINAL**

GAME NO.	W	L	T	POINTS
46	23	13	10	56
HOME GAME NO.	W	L	T	POINTS
23	13	4	6	32
NHL NO.	ATTENDANCE			
613	15,121			

REFEREE DAVE JACKSON
 LINESMEN PIERRE CHAMPOUX
JERRY PATEMAN

#	PER	TEAM	SCORED BY	ASSIST	ASSIST	TIME	PGH	OTT	E	P	S
1	1	PGH	FRANCIS (17)	MULLEN	NASLUND	2:37	2-3-7-(10)-29	4-16-21-26-91	✓		
2	1	OTT	SHAW (3)	YASHIN	DANYDOV	5:34	6-19-20-33-44	(4)-13-19-21-38	✓		
3	1	OTT	LAMB (9)	MCBAIN	RUZICKA	18:31	5-7-26-55	6-(7)-20-23-38	✓		
4	2	PGH	STRAKA (16)	BROWN	MC SORLEY	6:38	6-24-25-33-(82)	2-16-23-26-91	✓		
5	2	PGH	STRAKA (17)	BROWN	JENNINGS	2:44	3-24-25-32-(82)	7-23-26-34-61	✓		
6	2	PGH	MULLEN (26)	FRANCIS	MC SORLEY	13:19	(7)-10-25-33-55	6-7-16-34	✓		
7											
8											
9											
10											
11											
12											
13											
14											
15											
16											
17											

SCORING BY PERIOD					SHOTS ON GOAL					POWER PLAY (GOALS / OPP.)					PENALTIES / MINUTES								
	1ST	2ND	3RD	OT	T		1ST	2ND	3RD	OT	T		1ST	2ND	3RD	OT	T		1ST	2ND	3RD	OT	T
PGH	1	1	2		4	PGH	10	16	9		35	PGH	0/1	0/2	1/1		1/4	PGH	2/4	1/2	1/2		4/8
OTT	2	0	0		2	OTT	14	7	9		30	OTT	1/1	0/1	0/1		1/3	OTT	2/4	2/4	1/2		5/10

SHOTS PER PERIOD AND PLUS/MINUS													PENALTIES										
NO	PITTSBURGH	1	2	3	OT	T	+/-	NO	OTTAWA	1	2	3	OT	T	+/-	PER	TEAM	PLAYER	MIN	OFFENSE	TIME		
2	TAERK						1	2	HUFFMAN	1				1	-1	1	OTT	DINEEN	2	INTERFERENCE	13:45		
3	JENNINGS		2			2	2	4	SHAW	3				4	0	1	OTT	VIAL	2	ROUGHING	15:06		
5	SAMUELSSON	1	1			2	0	6	DINEEN					0	0	1	PGH	FRANCIS	2	ROUGHING	15:06		
6	RAMSEY	1				1	0	7	LAMB	1	1			3	-1	1	PGH	TROTTIER	2	HOOKING	16:33		
7	MULLEN	1	1			2	1	13	DANYDOV	1	1			2	1	2	OTT	LAMB	2	INTERFERENCE	7:13		
10	FRANCIS	2	1			3	1	16	LAUER	1	1			2	-2	2	OTT	LAMB	2	HOOKING	13:39		
14	HARABIN						0	18	MALLETTE	2				2	0	2	PGH	TAGLIANETTI	2	CROSSCHECKING	17:23		
19	TROTTIER						-1	19	YASHIN	1	2			3	1	3	OTT	SHAW	2	TRIPPING	13:42		
20	DANIELS	1	1			2	-1	20	MCBAIN	2	1			3	0	3	PGH	DANIELS	2	INTERFERENCE	15:35		
24	BROWN	1	1	2		4	2	21	VIAL					0									
25	STEVENS	3	1	1		5	2	23	GLYNN					-2									
26	STAPLETON	1				1	0	25	RAGLAN					0									
29	NASLUND	1	1			2	1	26	LEVINS	1	2			3	-3								
32	TAGLIANETTI	1	1			2	1	28	HUARD					0									
33	MC SORLEY	2				2	0	34	RUMBLE				1	1	-1								
44	PATTERSON						-1	38	RUZICKA	1				1	1								
55	MURPHY	1	1	2		4	0	61	TURGEON	1	1			2	-1								
82	STRAKA	1	1	1		3	2	91	DAIGLE	1		2		3	-2								
NO	PLAYER	1	2	3	OT	T		NO	PLAYER	1	2	3	OT	T									
31	WRIGHT	4	7	9		30		30	MADLEY	4	6	9		35									
MIN	60:00	SAVES	12	7	9	28		MIN	58:25	SAVES	9	5	7	31									
30	ROMANO	1				1		1	BILLINGTON	1													
MIN		SAVES						MIN		SAVES													

NOTES

PHI 4 QUE 5 IN 3RD

BOS 3 WAS 1 FINAL

THREE STARS

1. STRAKA

TEAM

PGH



PITTSBURGH PENGUINS VS 3

QUEBEC NORDIQUES 0

DATE: JANUARY 27, 1994

PERIOD: 1 2 (FINAL)

GAME NO.	W	L	T	POINTS
47	24	13	10	58
HOME GAME NO.	W	L	T	POINTS
24	14	4	6	34
NHL NO.	ATTENDANCE			
626	16,234			

REFEREE MARK FAUCETTE
 LINESMEN PIERRE CHAMPOUX
JERRY PATEMAN

#	PER	TEAM	SCORED BY	ASSIST	ASSIST	TIME	PGH	QUE	E	P	S
1	1	PGH	STRAKA (18)	STEVENS		10:05	24-25-32-33 (82)	5-7-13-25-28	✓		
2	1	PGH	NASLUND (3)	MULLEN FRANCIS		17:10	7-10 (29)-32-33	5-7-15-23-28	✓		
3	2	PGH	STEVENS (28)	FRANCIS McSORLEY		13:36	7-10 (25)-33-55	5-13-19-29	✓		
4	3		NO SCORING								
5											
6											
7											
8											
9											
10											
11											
12											
13											
14											
15											
16											
17											

SCORING BY PERIOD					SHOTS ON GOAL					POWER PLAY (GOALS/OPP.)					PENALTIES / MINUTES								
	1ST	2ND	3RD	OT	T		1ST	2ND	3RD	OT	T		1ST	2ND	3RD	OT	T		1ST	2ND	3RD	OT	T
PGH	2	1	0		3	PGH	21	17	8		46	PGH	-	1/2	-		1/2	PGH	3/6	5/18	1/2		9/26
QUE	0	0	0		0	QUE	9	20	9		38	QUE	-	0/2	0/1		0/3	QUE	2/4	6/20	-		8/24

SHOTS PER PERIOD AND PLUS/MINUS													PENALTIES											
NO	PITTSBURGH	1	2	3	OT	T	+/-	NO	QUEBEC	1	2	3	OT	T	+/-	PER	TEAM	PLAYER	MIN	OFFENSE	TIME			
1	PAEK						0	5	GUSAROV	1				-2	1	QUE	LAPOINTE	2	CROSSCHECKING	9:00				
3	JENNINGS	1				1	0	6	WOLANIN	1				0	1	QUE	WOLANIN	2	ROUGHING	9:00				
5	SAMUELSSON, U						0	7	LESCHINSKY	1	3			-2	1	PGH	JENNINGS	2	ROUGHING	9:00				
6	RAMSEY	1				1	0	9	RICCI	3	1			0	1	PGH	RAMSEY	2	ROUGHING	9:00				
7	MULLEN	4	3	1		8	+1	13	SUNDIN		1			-1	1	PGH	KARABIN	2	HOLDING/STICK	18:07				
10	FRANCIS	1	1			2	1	15	TWIST					-1	2	QUE	BASSEN	2	ROUGHING	3:18				
14	KARABIN						0	19	SAMIC	1				0	2	PGH	TAGLIANETTI	2	HIGH STICKING	3:18				
19	TROTTIER						0	22	SUTTER					0	2	QUE	BENCH	2	UNSPORTSMAN CONG	3:18				
20	DANIELS	1				1	0	23	MACDERMID					-1	2	QUE	FINN	2	SLASHING	8:21				
24	BROWN	1	2			3	1	25	RUCINSKY	2	2			-1	2	PGH	STRAKA	2	HOOKING	8:21				
25	STEVENS	2	6	1		9	1	28	BASSEN	2	1			-2	2	PGH	JENNINGS	2	CROSSCHECKING	9:21				
26	STAPLETON		1			1	0	29	FINN	1	1			0	2	QUE	LAPOINTE	2	ROUGHING	12:49				
29	NASLUND	3	1	2		6	1	31	HAMENSKY	1				0	2	QUE	SAVAGE	2	INTER. GOALIE	14:21				
32	TAGLIANETTI	1				1	2	33	SAVAGE	1	1			0	2	QUE	KARPA	10	MISCONDUCT	14:21				
33	McSORLEY	3	3			6	2	45	McKEE	3	1			0	2	PGH	SAMUELSSON, U	2	HIGH STICKING	14:21				
44	PATTERSON	1				1	0	47	LAPOINTE	1	3			0	2	PGH	STAPLETON	10	MISCONDUCT	14:21				
55	MURPHY	1	2			3	0	48	YOUNG	2	2			0	3	PGH	PAEK	2	HIGH STICKING	7:41				
82	STRAKA	1	1	1		3	1	59	KARPA	1				0										
NO	PLAYER	1	2	3	OT	T		NO	PLAYER	1	2	3	OT	T										
31	WREGGETT	9	20	9		38		35	FISER	2	17	8		46										
MIN	60:00	SAVES	9	20	9	38		MIN	59:11	SAVES	19	16	8	43										
30	ROMANO	SHOTS						32	CLOUTIER	SHOTS														
MIN		SAVES						MIN		SAVES														

NOTES

WAS 2 BUF 7 FINAL
 HAR 1 OT 1 FINAL
 THREE STARS TEAM
 1st Star: [blank] 2nd Star: [blank] 3rd Star: [blank]

PITTSBURGH PENGUINS

GAME # 48

January 29, 1994

15,728

DATE

ATTENDANCE

Toronto Maple Leafs 4
HOME TEAM

Pittsburgh Penguins 4 (OT)
VISITORS

(24-13-11)

RECORD

Bill McCreary
RINKMAN

Ron Finn, Leon Stickle

LINESMEN

SCORE	GOAL	ASSISTS	ON ICE FOR	AGAINST	TIME	PENALTIES	TIME
1-0	P- Mullen (27) (Francis)				2:22	T- Eastwood (Slashing)	1:46
	P (5,7,10,55) T (1,10,25,34)					P- Jennings (High Sticking)	1:46
1-1	T- Andreychuk (40) (Gilmour)				2:34	P- Jennings (Slashing)	16:28
	T (4,14,23,93) P (25,32,33,82)					T- Osborne (Cross-Checking)	20:00
2-1	P- Mullen (28) (Naslund, Francis)				8:33	SECOND PERIOD	
	P (3,6,7,10,29) T (2,10,21,25,34)					P- Naslund (Holding)	8:25
2-2	T- Berg (4) (Rouse, Mironov)				14:11		
	T (3,10,12,15,18) P (2,3,24,25,82)						
SECOND PERIOD							
3-2	P- Patterson (2) (Murphy)				13:27		
	P (5,14,20,44,55) T (9,11,23,32,34)						
3-3	T- Berg (5) (Zozel, Osborne)				17:54		
	T (4,10,15,21,25) P (7,10,25,32,33)						
3-4	T- Gilmour (17) (Borshevsky, Andreychuk)				19:05		
	T (4,14,16,23,93) P (5,10,25,44,55)						
4-4	P- Francis (16) (Naslund, Mullen)				19:44		
	P (7,10,29,32,33) T (4,10,21,23,25)						
THIRD PERIOD - NO SCORING							
OVERTIME - NO SCORING							

#	PLAYER	SHOTS	1	2	3	OT	TOT	#	PLAYER	SHOTS	1	2	3	OT	TOT
2	Pack					2	-1	2	2	Lefebvre	1	1	2		4
3	Jennings			1			E	1	3	Rouse	2				2
5	U.Samuelsson						+1	0	4	Billet		1			1
6	Ramsey						+1	0	9	Anderson	2				2
7	Mullen	2	1				+2	3	10	Berg	1	1			2
10	Francis		2				+1	2	11	Orelg	1				1
14	Karabin						+1	0	12	Pearson					0
20	Daniels	1					+1	1	14	Andreychuk	2	4	1		7
24	Brown						-1	0	15	Mironov			1		1
25	Stevens		2				-4	2	16	Borshevsky	4	2	1		7
26	Stapleton							0	18	Manderville	1				1
29	Naslund		3				+2	3	21	Osborne	1			1	2
32	Taglianetti		1				-1	1	22	Baumgartner					0
33	McSorley						-1	0	23	Gill	2				2
39	Needham				1			1	25	Zozel	2				2
44	Patterson		1				E 1	2	32	Eastwood		1			1
55	Murphy	1	2				+1	3	34	Marcoux					0
82	Starks		1				-2	1	93	Gilmour		2			2
TOTALS		4	14	3	1		22	22	TOTALS		19	12	5	1	37

31	Wregget	SHOTS	19	12	5	1	37	29	Potvin	SHOTS	4	14	3	1	22
MIN	65:00	SAVES	17	10	5	1	33	MIN	65:00	SAVES	2	12	3	1	18
39	Romano	SHOTS							1	Rhodes	SHOTS				
MIN		SAVES						MIN		SAVES					

TEAM	1	2	3	OT	TOTAL	ASSISTS	PTS	PEN	MIN	PPS	PTS	SIG
PITTSBURGH	2	2	0	0	4	6	10	3	6	0	1	0
TORONTO	2	2	0	0	4	7	11	2	4	0	2	0

3 STARS 1. Berg 2. Mullen 3. Gilmour

GAME NO. 48

END OF ROLL



RANGERS
 VS. PITTSBURGH PENGUINS
 DATE JANUARY 31, 1994

GAME NO. 49	W. 33	L. 13	T. 3	POINTS 69
HOME GAME	W.	L.	T.	POINTS
NO. 26	19	4	3	41
NHL NO. 654	ATTENDANCE 18,200 (SELLOUT)			
GAME START: 7:39	GAME END: 10:19			

REFEREE TERRY GREGSON
 LINESMEN GARD BROSEKER
 RAY SCAPINELLO

#	PER	TEAM	TIME	SCORED BY	ASSISTS	E	P	S	PLAYERS ON ICE
1	1	NY ¹	12:32	GARTNER ²²	GRAVES ZUBOV		X		H 2-21-9-11-22 V 5-55-7-10
2	2	NY ²	:35	GARTNER ²³	TIKKANEN LEETCH		X		H 2-10-9-11-22 V 5-28-7-10
3	2	NY ³	1:58	NEMCHINOV ¹⁷	KOVALEY KARPOVITSEV		X		H 2-24-25-23-22-27 V 2-55-7-10-29
4	2	NY ⁴	9:03	MESSIER ¹⁹	ZUBOV		X		H 2-21-9-11 V 3-28-20-24
5	2	PT ¹	11:09	STAPLETON ⁵	MURPHY FRANCIS		X		H 2-23-13-27 V 2-55-7-10-25
6	3	NY ⁵	8:48	GARTNER ²⁴	MESSIER ZUBOV		X		H 2-21-9-11-22 V 6-55-24-26
7	3	PT ²	10:43	MULLEN ²⁹	STEVENS FRANCIS		X		H 2-23-9-11 V 2-55-7-10-25
8	3	PT ³	14:44	STRAKA ¹⁹	BROWN		X		H 4-21-9-11-33 V 3-55-24-25-22
9									H
10									V
11									H
12									V
13									H
14									V
15									H

GOALS BY PER	1	2	3	OT	T
PITTSBURGH PENGUINS	0	1	2		3
RANGERS	1	3	1		5

SHOTS ON GOAL	1	2	3	OT	T
PITTSBURGH PENGUINS	8	9	8		25
RANGERS	10	8	5		23

POWER PLAYS	G	ATT	SHG
PITTSBURGH PENGUINS	2	9	0
RANGERS	3	6	0

PENALTIES	NO.	MIN	MAJ	MIS	PIM
PITTSBURGH PENGUINS	9	6	2	1	32
RANGERS	12	9	2	1	38

- *** THREE STARS ***
- MIKE GARTNER
 - SERGEI ZUBOV
 - MARK MESSIER

#	PITTSBURGH PENGUINS						#	RANGERS					
	1	2	3	OT	T	+		1	2	3	OT	T	+
2						0	1	2					
3						0	1	4					
6						1	1	2					
6						0	1	23					
20						1	1	24					
21						1	1	25					
21						0	1	10					
21						0	1	13					
20						2	1	13					
2						1	1	1					

PER	TEAM	PLAYER	MIN	OFFENSE	TIME
1	NY	GRAVES	2	HOOKING	7:25 P1
1	PT	MURPHY	2:5+	ROSTERING/FIGHTING	2:16 (R)
		(PATTERSON SERVED MINES)	10	GAME MISCONDUCT	
1	NY	BEUKERBOOM	5:10	FIGHTING/MISCONDUCT	2:16
1	NY	ZUBOV	2	HOOKING	2:27 P2
1	PT	RAMSEY	2	INTERFERENCE	12:41 P2
1	PT	STEVENS	2:15	SLIPPING/FIGHTING	3:58 (R)
1	NY	ZUBOV	5	FIGHTING	13:53
2	NY	NEMCHINOV	2	HOLDING	5:1 P3
2	NY	KARPOVITSEV	2	HIGH STICKING	17:25 P4
2	NY	KARPOVITSEV	2	ROUING	8:13 P4
2	PT	STEVENS	2	INTERFERENCE	10:51 (R)
2	NY	GARTNER	2	INTERFERENCE	13:07 P6



PITTSBURGH PENGUINS VS 2
FLORIDA PANTHERS 1

DATE: FEBRUARY 1, 1994

PERIOD: 1 2 **FINAL**

GAME NO.	W	L	T	POINTS
50	25	14	11	61
HOME GAME NO.	W	L	T	POINTS
25	15	4	6	36
NHL NO.	ATTENDANCE			
656	15,091			

REFEREE MIKE MCGEOUGH
LINESMEN MARK PARE
JERRY PATEMAN

#	PER	TEAM	SCORED BY	ASSIST	ASSIST	TIME	PGH	FLA	E	P	S
1	1	PGH	BROWN (13)	MURPHY	STEVENS	2:59	6-24-15-55-82	5-7-11-14-21			✓
2	2	PGH	MURPHY (12)	STRAKA	BROWN	3:47	6-24-25-(55)-82	4-7-19-22-26			✓
3	2	FLA	BARNES (10)	MUDELSKI	MURPHY	19:29	5-7-10-55	5-(4)-19-22-28			✓
4	3		NO SCORING								
5											
6											
7											
8											
9											
10											
11											
12											
13											
14											
15											
16											
17											

SCORING BY PERIOD					SHOTS ON GOAL					POWER PLAY (GOALS/OPP.)					PENALTIES / MINUTES								
	1ST	2ND	3RD	OT	T		1ST	2ND	3RD	OT	T		1ST	2ND	3RD	OT	T		1ST	2ND	3RD	OT	T
PGH	1	1	0		2	PGH	14	7	10		31	PGH	0/2	0/1	0/1		0/4	PGH	1/2	5/32	-		6/34
FLA	0	1	0		1	FLA	9	16	9		34	FLA	0/1	1/3	0/1		1/5	FLA	3/6	-	1/2		4/8

SHOTS PER PERIOD AND PLUS/MINUS											PENALTIES											
NO	PITTSBURGH	1	2	3	OT	T	+	-	NO	FLORIDA	1	2	3	OT	T	PER	TEAM	PLAYER	MIN	OFFENSE	TIME	
2	PAEK					0	2	CIRELLA	1	1	0	1	0	1	0	1	FLA	MELLANBY	2	SLASHING	10:31	
5	SAMUELSSON					1	0	BROWN	1	1	-1	1	-1	1	-1	1	FLA	SMITH	2	INTERFERENCE	14:59	
6	RAMSEY	1				1	2	MURPHY	1	2	3	-1	1	PGH	MURPHY	2	INTERFERENCE	18:42				
7	MULLEN	1	2			3	0	BENNING	1	1	2	-2	1	FLA	MELLANBY	2	ROUGHING	19:50				
10	FRANCIS	2			2	4	0	LOWRY	1	1	1	1	3	2	PGH	TAGLIANETTI	5	HIGH STICKING	7:13			
10	DANIELS	1				1	0	LINDSAY					-1	2	PGH	TAGLIANETTI	10	GAME MISCONDUCT	7:13			
12	TOCCHET	1	1			2	0	HULL		1	1	0	2	PGH	RAMSEY	2	HOOKING	12:52				
14	BROWN	2	1			3	2	BARNES	1		1	-1	2	PGH	SAMUELSSON, K	5	SPEARING	15:39				
25	STEVENS		1	1		2	2	HOUGH	1	2	3	0	2	PGH	SAMUELSSON, K	10	GAME MISCONDUCT	15:39				
26	STAPLETON				2	2	0	LOMAKIN	2	1	3	-1	3	FLA	VANBIESBROUCK	2	DELAY OF GAME	1:54				
28	SAMUELSSON, K	1				1	0	SKRUDLAND	1	1		2	0									
29	NASLUND	1	2			3	0	FITZGERALD	1				-1									
32	TAGLIANETTI	2				2	0	MUDELSKI	2	2	4	-1										
39	NEEDHAM					0		SMITH	1		1	0										
44	PATTERSON					0		RELANGER	1		1	-1										
55	MURPHY	1	2	2		5	2	MELLANBY	1		3	0										
68	JAGR	1				1	0	HAWGOOD	3		3	0										
82	STRAKA					2		NIEDERMAYER	1		1	0										
NO	PLAYER	1	2	3	OT	T	NO	PLAYER	1	2	3	OT	T									
31	WREGGET	9	6	9		34	34	VANBIESBROUCK	4	7	6		27									
MIN	60:00	SAVES	9	15	9	33	MIN	51:17	SAVES	7	6		25									
30	ROMANO							FITZPATRICK			4		4									
MIN		SAVES					MIN	8:08	SAVES		4		4									

NOTES
FLORIDA GOALTENDER CHANGE AT 11:17 OF THE 3RD
FITZPATRICK REPLACES VANBIESBROUCK

THREE STARS	TEAM
1. WREGGET	PGH
2. MURPHY	PGH
3. VANBIESBROUCK	FLA

VAR 2 QUE 1 FINAL
P 2 STL 4 IN 3RD
4 NYI 5 FINAL

OFFICIAL SCORESHEET



Detroit Red Wings

VS. PITTSBURGH PENGUINES

DATE FEBRUARY 4, 1994

JOE LOUIS ARENA

GAME NO.	W	L	T	POINTS
51	29	17	5	63
HOME GAME NO.	W	L	T	POINTS
22	13	7	3	29
FILE NO.	ATTENDANCE			
676	19875			

REFEREE ROB SHICK
 LINESMEN PAT DAPUZZO
DAN MCCOURT

PERIOD	TIME	TEAM	SCORED BY	ASSISTS	ASSISTS	TYPE	PLAYERS ON ICE
1	2:53	DET	Sheppard 36	Yeerman		E	H 19, 26, 28, 2, 8 V 22, 25, 26, 32, 29
1	5:48	PIT	Ulf Samuelsson	Stapleton		E	H 28, 8, 2, 26, 19 V 28, 5, 22, 26, 29
1	17:10	DET	Fedorov 34	Coffey		E	H 91, 77, 5, 55, 13 V 24, 25, 82, 6, 55
2	6:44	PIT	Francis 19	Jagr	Mullen	E	H 5, 16, 19, 26, 28 V 68, 10, 7, 5, 28
2	11:07	PIT	Straka 20	Brown	Paek	E	H 77, 20, 5, 12, 24 V 82, 24, 2, 25, 55
3	2:36	PIT	Straka 21	McSorely	Brown	E	H 2, 15, 17, 28, 8 V 82, 33, 24, 32, 25
3	6:30	PIT	Mullen 30	Tocchet		E	H 13, 19, 55, 3, 77 V 28, 5, 7, 82, 22
3	7:13	PIT	Mullen 31	Straka	Tocchet	E	H 19, 26, 55, 3, 77 V 7, 77, 82, 28, 32
3	17:37	DET	Kozlov 26			E	H 13, 8, 2, 20, 33 V 25, 68, 82, 27, 5

RECAP

SCORING	1	2	3	OT	T
RED WINGS	2	0	1		3
PITTSBURGH	1	2	3		6

SHOTS ON GOAL	1	2	3	OT	T
NW vs BARRASSO	8	12	12		32
VS OSGOOD	12	11	14		37

POWER PLAYS	G	A	T	10T
RED WINGS	0	0	0	0
PITTSBURGH	1	0	1	0

PENALTIES	NO.	PIM
DETROIT	4	11
PITTSBURGH	8	27

*** THREE STARS ***
 1st: Straka
 2nd: Francis
 3rd: Barrasso
 BY: K. Gava Det. Free Press

#	DETROIT	SHOTS & +/-				#	PITTSBURGH	SHOTS & +/-			
		G	A	T	P			G	A	T	P
30	Osgood	1	2	3	1	15	Barrasso	1	2	3	1
16	Konstantinov	1	1	2	1	9	Samuel, U.D.	1	1	2	1
3	Chiasson	2	2	4	2	28	Samuel, K.D.	1	1	2	1
33	Draper	1	1	2	1	10	Francis C	2	2	4	1
20	Lapointe	1	1	2	1	7	Mullen R	1	1	2	1
27	Alvazoff	1	1	2	1	68	Jagr L	1	1	2	1
7	Carlner	1	1	2	1	2	Paek	1	1	2	1
5	Hodstrom	1	1	2	1	0	Ramsey	2	2	4	1
8	Konroy	1	1	2	1	20	Daniels	1	1	2	1
12	Sillinger	1	1	2	1	22	Tocchet	1	3	4	2
13	Kozlov	1	1	2	1	24	Brown	1	2	3	1
15	Kennedy	1	1	2	1	25	Stevens	2	2	4	1
19	Yeerman	1	1	2	1	26	Stapleton	1	1	2	1
24	Probert	1	1	2	1	29	Naslund	1	2	3	1
26	Sheppard	1	1	2	1	29	Taglianetti	1	1	2	1
28	Drake	1	1	2	1	33	McSorely	1	1	2	1
55	Primeau	1	1	2	1	44	Patterson	1	1	2	1
77	Coffey	1	1	2	1	55	Murphy	1	1	2	1
91	Fedorov	1	2	3	1	82	Straka	1	1	2	1
#	GOALKEEPERS	MIN	SH	GA	EN	#	GOALKEEPERS	MIN	SH	GA	EN
30	Osgood L	6000	37	6		95	Barrasso W	6000	32	3	
32	Chevelidae					31	Weggett				

PEN	TEAM	PLAYER	MIN	OFFENSE		TIME
				TYPE	TIME	
1	PIT	Stapleton	2	Hold		6:24
1	PIT	McSorely	5	Fight		13:04
1	DET	Probert	5	Fight		13:04
1	DET	Fedorov	2	Trip		17:38
1	PIT	Francis	2	Trip		19:24
1	PIT	Francis	2	Unsports		19:24
1	PIT	Stevens	10	ten Misc		19:24
2	PIT	McSorely	2	Rough		7:39
2	DET	Primeau	2	Rough		7:39
3	DET	Kozlov	2	Hook		4:21
3	PIT	Ulf Samuelsson	2	Interfere		9:36
3	PIT	Taglianetti	2	Hold		14:50



OFFICIAL SCORESHEET

NEW JERSEY DEVILS

VS. PITTSBURGH PENGUINS

DATE FEBRUARY 5, 1994

GAME NO.	52	W.	28	L.	17	T.	6	POINTS	62
HOME GAME NO.	26	W.	15	L.	9	T.	1	POINTS	31
NHL NO.	682	ATTENDANCE							19,040

REFEREE DON KOHARSKI

LINESMEN JERRY FATEMAN

MARK VINES

GOAL JUDGES AL BURZINSKI/VIN GODLESKI

START TIME 7:38

END TIME 10:29

P	D-V	TIME	TEAM	SCORED BY	ASSISTS		PLAYERS ON ICE
1	0-1	6:17	PIT	MURPHY ¹³			D 4-27-10-15-14 V 32-55-26-29-39
1	1-1	7:02	NJ	DRIVER ⁷	SEMAK	MacLEAN	D 4-23-10-15-25 V 5-55-10-26
1	1-2	13:39	PIT	JAGR ¹⁹	U.SAMUELSSON	MURPHY	D 3-23-17-19-22 V 5-55-7-10-68
1	1-3	14:25	PIT	FRANCIS ²⁰	MULLEN	JAGR	D 3-23-12-20-25 V 5-55-7-10-68
1	2-3	17:26	NJ	MacLEAN ²³	DRIVER	TERRERI	D 4-23-15-20-25 V 6-55-10-26
3	3-3	7:24	NJ	C.LEMIEUX ¹²	CHORSKE	CARPENTER	D 4-27-17-19-22 V 32-33-7-10-68
3	4-3	14:34	NJ	NIEDERMAYER ⁸	GURRIN	ZELEPUKIN	D 23-27-12-20-25 V 32-33-24-25-82
3	5-3	15:37	NJ	C.LEMIEUX ¹³	CHORSKE	CARPENTER	D 3-6-17-19-22 V 6-55-7-10-68
3	6-3	16:11	NJ	MacLEAN ²⁴	RICHER	NIEDERMAYER	D 4-27-10-15-44 V 32-33-24-25-82
3	7-3	17:20	NJ	SEMAK ¹¹	FETISOV	ZELEPUKIN	D 2-6-20-22-25 V 3-55-7-26
							D V D V D V D V

RECAP					
SCORING	1	2	3	OT	T
PENGUINS	3	0	0		3
DEVILS	2	0	5		7

SHOTS ON GOAL						
VS VS	TERR.	1	2	3	OT	T
VS VS	TERR.	12	4	6		22
NJ VS BARR.		15	12	13		40

POWER PLAYS					Q/ATT	TOT	MINS
PENS	0	0	0	0	0	5	10:00
DEVILS	2	0	1	1	3	7	9:54

PENALTIES					
	NO	MIN	MAJ	MIS	PIM
PENS	11	9	1	1	33
DEVILS	8	7	1	-	19

THREE STARS		
1.	CLAUDE LEMIEUX	- NJ
2.	SCOTT NIEDERMAYER	- NJ
3.	JOHN MacLEAN	- NJ

PENGUINS						DEVILS					
SHOTS & +/-						SHOTS & +/-					
	1	2	3	T	±		1	2	3	T	±
35	BARRASSO					31	TERRERI				
2	PAEK	1			1	2	FETISOV				1
3	JENNINGS	1		1	2	3	DANEYKO				-1
5	U.SAMUELSSON	1	1		2	4	S.STEVENSON	3		3	+1
6	RAMSEY					6	ALBELIN		1	1	+1
7	MULLEN	1			1	10	MILLEN	1	1	2	1
10	FRANCIS	1	1	3	5	12	GUERIN	2	2	6	1
20	DANIELS					14	HANKINSON				1
24	BROWN	1	1	2	-2	15	MacLEAN	5	1	7	1
25	K.STEVENSON	2	1		3	16	HOLIK				1
26	STAPLETON					17	CHORSKE	1	2	5	+1
29	NASLUND					19	CARPENTER	1	1	1	+1
32	TAGLIANETTI					20	SEMAK	1	2	3	1
33	McSORLEY	1	1	2	-3	21	McKAY				1
39	NEEDHAM					22	C.LEMIEUX	1	2	5	+1
44	PATTERSON					23	DRIVER	1	2	3	-1
55	MURPHY	1			1	25	ZELEPUKIN	1	1	1	1
60	JAGR	3			3	27	NIEDERMAYER		1	1	+2
82	STRAKA					44	RICHER	1	1	2	1
91	WRIGGLET					1	SIDORKIEWICZ				

PENALTIES							
P	TEAM	PLAYER	MIN	OFFENSE	TIME	PPF	
1	NJ	NIEDERMAYER	2	HOOKING	2:27	P1	
1	PIT	PATTERSON	2	HIGHSTICK	6:42	D1	
1	NJ	HANKINSON	2	HOLDING	8:58	P2	
1	PIT	U.SAMUELSSON	2	TRIPPING	16:29	D2	
2	PIT	MURPHY	2	HIGHSTICK	7:26	D3	
2	PIT	NEEDHAM	2	ROUGHING	7:26		
2	NJ	ZELEPUKIN	2	ROUGHING	7:26		
2	PIT	JENNINGS	5	FIGHTING	10:28		
2	NJ	DANEYKO	5	FIGHTING	10:28		
2	PIT	K.STEVENSON	2	SLASHING	10:42	D4	
2	PIT	U.SAMUELSSON	2	ROUGHING	11:10	D5	
2	PIT	U.SAMUELSSON	2	UNS. COND.	11:10	D6	
2	PIT	MURPHY	10	MISCONDUCT	11:10		
2	NJ	ALBELIN	2	ROUGHING	16:12	P3	
3	NJ	DANEYKO	2	ROUGHING	1:31	P4	
3	NJ	DANEYKO	2	SLASHING	9:54	P5	
3	PIT	BARRASSO	2	SLASHING	16:51	D7	
3	PIT	K.STEVENSON	2	ROUGHING	19:37		
3	NJ	MacLEAN	2	ROUGHING	19:37		

NOTES:
 JOHN MacLEAN - HAS TIED FRANCHISE RECORD FOR MOST CAREER MULTIPLE-POINT GAMES (134).
 SEE PG. 184 IN NJD YB.
 TOM CHORSKE - 100th NHL POINT.



PITTSBURGH PENGUINS VS

MONTREAL CANADIENS

DATE: FEBRUARY 7, 1994

PERIOD: 1 2 **FINAL**

53	26	16	11	63
HOME GAME NO.	W	L	T	POINTS
26	15	5	6	36
NHL NO	ATTENDANCE			
694	16,562			

REFEREE DENIS MOREL
 LINESMEN BRIAN MURPHY
MARK PARE

#	PER	TEAM	SCORED BY	ASSIST	ASSIST	TIME	PGH	MON	E	P	S
1	1	MON	MULLER (13)	SCHNEIDER	DAMPHOUSE	6:29	5-7-10-32	(11)-23-25-27-43			✓
2	2	MON	SCHNEIDER (11)	DAMPHOUSE	MULLER	2:29	5-10-26-28	11-23-24-25-27			✓
3	2	PGH	MULLEN (32)	TOCCHET	SAMUELSSON, U	19:41	5-22-28-82	12-21-43-45-48			✓
4	3	MON	LECLAIR (10)	UNASSISTED		5:51	2-24-26-29-55	6-17-25-27-43			✓
5	3	MON	DIONNE (13)	ODELEIN	MULLER	6:16	5-7-10-28-68	6-11-24-27-45			✓
6											
7											
8											
9											
10											
11											
12											
13											
14											
15											
16											
17											

SCORING BY PERIOD					SHOTS ON GOAL					POWER PLAY (GOALS/OPP.)					PENALTIES / MINUTES								
	1ST	2ND	3RD	OT	T	1ST	2ND	3RD	OT	T	1ST	2ND	3RD	OT	T	1ST	2ND	3RD	OT	T			
PGH	0	1	0		1	PGH	15	15	9		39	PGH	0/2	0/3	0/1		0/6	PGH	4/11	3/6	2/4		9/21
MON	1	1	2		4	MON	11	7	13		31	MON	1/1	1/2	0/1		2/4	MON	6/15	3/6	2/4		11/25

SHOTS PER PERIOD AND PLUS/MINUS													PENALTIES														
NO	PITTSBURGH	1	2	3	OT	T	+	-	NO	MONTREAL	1	2	3	OT	T	+	-	PER	TEAM	PLAYER	MIN	OFFENSE	TIME				
2	PAEK							-1	6	PETROV			2	2	2			1	MON	DAMPHOUSE	2	ROUGHING	1:51				
3	TENNINGS							0	8	WILSON								1	MON	ODELEIN	5	FIGHTING	1:51				
5	SAMUELSSON, U	1		1		2	0	11	MULLER	3	2	1		6	1			1	PGH	SAMUELSSON, U	2	ROUGHING	1:51				
7	MULLEN	1	1	2		4	0	12	KEANE	1				1	-1			1	PGH	MCSORLEY	5	FIGHTING	1:51				
10	FRANCIS	2	1	1		4	-1	17	LECLAIR		1			1	1			0	1	PGH	CARBONNEAU	2	HOOKING	3:13			
10	DANIELS	DID NOT PLAY							20	SEVIGNY									0	1	PGH	SAMUELSSON, U	2	HOOKING	5:51		
22	TOCCHET		1	1		2	1	21	CARBONNEAU	1	1			2	-1			1	MON	RONAN	2	TRIPPING	11:00				
24	BROWN							-1	23	BELLONS		1	3	4	0			1	PGH	SAMUELSSON, U	2	CROSSCHECKING	11:00				
25	STEVENS	4	1			5	0	24	ODELEIN	2	3		5	1				1	MON	DAMPHOUSE	2	HOLDING	16:00				
26	STAPLETON	3	1	2		6	-1	25	DAMPHOUSE	1			1	1				1	MON	DAMPHOUSE	2	TRIPPING	18:47				
28	SAMUELSSON, K		1			1	0	27	SCHNEIDER	3	1			4	2			2	PGH	TAGLIANETTI	2	TRIPPING	2:05				
29	NASLUND		4			4	-1	28	DESTARDINS									0	2	MON	ODELEIN	2	TRIPPING	7:33			
32	TAGLIANETTI		1			1	0	31	RONAN		1			1	0			2	PGH	MCSORLEY	2	ROUGHING	12:03				
33	MCSORLEY	1	3	1		5	0	32	ROBERGE									0	2	MON	CARBONNEAU	2	HOOKING	16:57			
44	PATTERSON						0	34	POPOVIC									0	2	MON	KEANE	2	ROUGHING	19:41			
55	MURPHY	1	1			2	-1	43	BRISEBOIS									0	2	PGH	MULLEN	2	ROUGHING	19:41			
68	JAGR	2	1			3	-1	45	DIONNE	2	2		4	0				3	PGH	TENNINGS	2	ROUGHING	7:38				
82	STRAKA						1	48	DAIGNEAULT									3	MON	CARBONNEAU	2	HOOKING	9:32				
NO	PLAYER	1	2	3	OT	T	NO	PLAYER	1	2	3	OT	T	NO	PLAYER	1	2	3	OT	T	NO	PLAYER	1	2	3	OT	T
31	WREGGET	SHOTS	11	7	13	31	33	ROY	SHOTS	15	15	9	39	3	MON	ROBERGE	2	UNSPORTSMAN COND	19:07								
MIN	60:00	SAVES	10	6	11	27	MIN	60:00	SAVES	15	14	9	38	3	PGH	TENNINGS	2	UNSPORTSMAN COND	19:07								
1	DOPSON	SHOTS					40	HUNTAR	SHOTS																		
MIN	SAVES						MIN	SAVES																			

NOTES
 Ulf Samuelsson's Assist at 19:41 of the 2nd period
 is his 200th NHL career assist

THREE STARS	TEAM
1. ROY	MON
2. MULLER	MON

WAS 4 NYR 1 FINAL



PITTSBURGH PENGUINS VS 3
 NEW YORK ISLANDERS 5
 DATE: FEBRUARY 10, 1994
 PERIOD: 1 2 **FINAL**

54	26	17	11	63
HOME GAME NO.	W	L	T	POINTS
27	15	6	6	36
NHL NO	ATTENDANCE			
709	16,069			

REFEREE PAUL DEVORSKI
 LINESMEN BRIAN MURPHY
MARK PARE

#	PER	TEAM	SCORED BY	ASSIST	ASSIST	TIME	PGH	NYI	E	P	S
1	1	PGH	PATTERSON (3)	BROWN	PAEK	12:48	2-24-29-33 (44)	13-26-27-37-39			✓
2	2	NYI	THOMAS (27)	HOGUE	MALEY	4:35	5-22-25-28-82	8-23 (32)-33-37			✓
3	2	NYI	MURVERS (5)	MALEY	THOMAS	5:51	2-24-29-44-55	7-8 (28) 32-33			✓
4	2	PGH	STEVENS (29)	STAPLETON	MURPHY	8:39	22 (29)-26-55-82	4-11-18-33			✓
5	2	NYI	McINNIS (16)	DALGARNO	MALAKHOV	14:55	5-22-25-28-82	15 (18) 23-37-39			✓
6	2	NYI	KING (22)	MALAKHOV	FLATLEY	15:48	7-26-33-55-68	20-23-26 (27) 37			✓
7	2	PGH	JAGR (20)	STRAKA	SAMUELSSON, U	17:16	5-55 (68) 82	4-11-18-39			✓
8	3	NYI	FLATLEY (11)	MALAKHOV	KING	15:08	5-7-24-25-33	20-23 (29)-27-37			✓
9											
10											
11											
12											
13											
14											
15											
16											
17											

SCORING BY PERIOD					SHOTS ON GOAL					POWER PLAY (GOALS/OPP.)					PENALTIES / MINUTES						
	1ST	2ND	3RD	OT	T	1ST	2ND	3RD	OT	T	1ST	2ND	3RD	OT	T	1ST	2ND	3RD	OT	T	
PGH	1	2	0		3	PGH	11	11	10	32	PGH	0/1	1/3	0/2	1/6	PGH	2/7	1/2	2/4		5/13
NYI	0	4	1		5	NYI	3	19	13	35	NYI	0/1	0/1	0/1	0/3	NYI	2/7	3/6	3/6		8/19

SHOTS PER PERIOD AND PLUS/MINUS													PENALTIES								
NO	PITTSBURGH	1	2	3	OT	T	+/-	NO	NY ISLANDERS	1	2	3	OT	T	+/-	PER	TEAM	PLAYER	MIN	OFFENSE	TIME
2	PAEK						0	4	KRUPP						-1	1	NYI	MALEY	5	FIGHTING	2:09
3	JENNINGS						0	7	LACHANCE						1	1	PGH	McSORLEY	5	FIGHTING	2:09
5	SAMUELSSON, U				1	1	-2	8	MALEY				1	1	2	1	NYI	GREEN	2	HOLDING	6:14
6	KAMSEY	1					1	11	HASPARAITIS						-1	1	PGH	McSORLEY	2	HOLDING	9:21
7	MULLEN	2	1			3	-2	12	VUKOTA						0	2	NYI	THOMAS	2	HOOKING	8:33
10	DANIELS						0	15	DALGARNO				1	1	1	2	NYI	LACHANCE	2	SLASHING	10:07
12	TOCCHET	2	1	1		4	-2	17	HAMINSKY						0	2	PGH	SAMUELSSON, R	2	INTERFERENCE	16:06
24	BROWN	1	1	3		5	-1	18	McINNIS					2	0	3	PGH	HOGUE	2	SLASHING	16:28
25	STEVENS	1	2			3	-3	20	FERRARO	2	2			4	2	3	PGH	SAMUELSSON, R	2	INTERFERENCE	7:43
26	STAPLETON		1			1	-1	23	MALAKHOV	1	2	2		5	3	3	NYI	MALEY	2	INTERFERENCE	8:45
28	SAMUELSSON, R			1		1	-2	24	ACTON				1	1	0	3	NYI	KING	2	SLASHING	12:21
29	NASLUND	2	1			3	0	26	FLATLEY	2	2			4	1	3	PGH	MURPHY	2	SLASHING	12:21
33	McSORLEY						-1	27	KING	2	2			4	1	3	NYI	VASKE	2	CROSS CHECKING	15:33
39	NEEDHAM						0	28	MURVERS					1	1						
44	PATTERSON	1	1			2	0	32	THOMAS	1	3	2		6	2						
55	MURPHY	1				1	2	33	HOGUE				1	1	2						
68	JAGR	3	1			4	0	37	VASKE	2				2	3						
82	STRAKA	1	1			2	-1	39	GREEN	1	1	1		3	-1						
NO	PLAYER	1	2	3	OT	T	NO	PLAYER	1	2	3	OT	T								
35	BARRASSO SHOTS	3	19	13		35	72	HEATALL SHOTS	11	11	10		32								
MIN	58:36 SAVES	3	15	12		30	MIN	60:00 SAVES	10	9	10		29								
31	WREGGET SHOTS						29	McLENNAN SHOTS													
MIN	SAVES						MIN	SAVES													

NOTES

BUF 3 BOS 3 FINAL IN OT	THREE STARS	TEAM
VAN 3 NJ 7 FINAL	1. MALAKHOV	NYI
TB 6 OTT 2 FINAL	2. KING	NYI
FLA 3 PHI 4 FINAL IN OT	3. FLATLEY	NYI
WAS 2 STL 1 IN THE 3RD		



PITTSBURGH PENGUINS VS 3
 DALLAS STARS 9
 DATE: FEBRUARY 12, 1994
 PERIOD: 1 2 **FINAL**

GAME NO.	W	L	T	POINTS
55	26	18	11	63
HOME GAME NO.	W	L	T	POINTS
28	15	7	6	36
NHL NO.	ATTENDANCE			
722	17,537 (SELLOUT)			

REFEREE PAUL STEWART
 LINESMEN SCOTT DRISCOLL
BRIAN MURPHY

#	PER	TEAM	SCORED BY	ASSIST	ASSIST	TIME	PGH	DAL	E	P	S
1	1	PGH	STEVENS (30)	MURPHY	LEMIEUX	1:28	10-22-25-55-66	2-3-7-17			✓
2	1	DAL	BROTEN, N (14)	BROTEN, P	LUDWIG	4:31	6-22-25-55-66	2-3-7-17-21			✓
3	1	DAL	BROTEN, N (15)	GAGNER	BROTEN, P	5:01	6-22-25-55-66	2-7-14-15-21			✓
4	2	DAL	BROTEN, P (8)	DANLEN		3:36	22-25-33-55-66	7-12-20-22-24			✓
5	2	PGH	LEMIEUX (2)	MURPHY	FRANCIS	5:06	10-22-25-55-66	12-16-24-41			✓
6	2	DAL	CRAIG (10)	TINORDI	LEDYARD	6:36	5-7-10-33	9-12-20-22-24			✓
7	3	DAL	GAGNER (18)	BROTEN, N		1:07	6-22-25-55-66	7-12-15-21-24			✓
8	3	DAL	BROTEN, P (9)	LEDYARD		4:27	6-7-10-22-55	2-16-17-21-24			✓
9	3	PGH	NASLUND (4)	STRAKA	BROWN	10:22	2-24-29-33-82	3-4-9-20-22			✓
10	3	DAL	COURTNAIS (15)	HATCHER		12:18	6-7-10-55-68	2-3-16-17-26			✓
11	3	DAL	DANLEN (16)	MODANO	HATCHER	15:42	2-24-28-29-82	2-9-20-23-24			✓
12	3	DAL	MODANO (33)	DANLEN	CRAIG	16:05	2-24-29-33-82	9-12-20-22-24			✓
13											
14											
15											
16											
17											

SCORING BY PERIOD					SHOTS ON GOAL					POWER PLAY (GOALS / OPP.)					PENALTIES / MINUTES						
	1ST	2ND	3RD	OT	T	1ST	2ND	3RD	OT	T	1ST	2ND	3RD	OT	T	1ST	2ND	3RD	OT	T	
PGH	1	1	1		3	PGH	10	9	6	25	PGH	1/2	1/2	-	2/4	PGH	2/4	3/6	2/15		7/25
DAL	2	2	5		9	DAL	14	12	10	36	DAL	0/2	1/3	0/1	1/6	DAL	2/4	2/4	-		4/8

SHOTS PER PERIOD AND PLUS/MINUS												PENALTIES									
NO	PITTSBURGH	1	2	3	OT	T	+/-	NO	DALLAS	1	2	3	OT	T	+/-	PER	TEAM	PLAYER	MIN	OFFENSE	TIME
2	PAEK						-1	2	HATCHER	1				1	5	1	DAL	BROTEN, P	2	INTERFERENCE	1:17
5	SAMUELSSON, U	2	1	1		4	0	3	LUDWIG	1				1	1	1	DAL	BROTEN, N	2	TRIPPING	11:04
6	RAMSEY						-5	4	MATVICHUK						-1	1	PGH	MULLEN	2	TRIPPING	13:47
7	MULLEN	1				1	-2	7	BROTEN, N	4				4	4	1	PGH	SAMUELSSON, U	2	ROUGHING	14:32
10	FRANCIS	1	2			3	-2	9	MODANO	2	1			4	1	2	DAL	CRAIG	2	UNSPORTSMAN CONDUCT	4:02
10	DANIELS		1			1	0	12	LEDYARD	2	2			4	3	2	PGH	SAMUELSSON, K	2	TRIPPING	5:38
22	TOCCHET						-5	14	CAVALLINI					1	1	2	DAL	MC PHEE	2	INTERFERENCE	8:34
24	BROWN		2			2	-1	15	GAGNER	3	1	2		6	2	2	PGH	NASLUND	2	HOOKING	14:07
25	STEVENS	2	1			3	-4	16	EVASON					2	2	3	PGH	SAMUELSSON, K	5	HOLDING STICK	17:40
26	STAPLETON						0	17	MC PHEE	1	1			2	3	3	PGH	SAMUELSSON, K	10	GAME MISCONDUCT	18:40
28	SAMUELSSON, K						-1	18	MC HENRIE					0	0						
29	NASLUND		1			1	-1	20	CRAIG	1				1	1						
33	MC SORLEY						-1	21	BROTEN, P	1	3			4	5						
39	NEEDHAM						0	22	DANLEN	1	1			2	2						
55	MURPHY	1	1			2	-6	24	TINORDI	1	1			2	5						
66	LEMIEUX	1	2			3	-4	26	COURTNAIS	2	2			4	1						
68	JAGR	2	1			3	-1	27	CHURLA					0	0						
82	STRAKA	1				1	-1	41	GILCHRIST	1				1	0						
NO	PLAYER	1	2	3	OT	T		NO	PLAYER	1	2	3	OT	T							
31	WREGGET	SHOTS	14	12	10		36	34	WALUK	SHOTS	10	9	6		25						
MIN	60:00	SAVES	2	10	5		27	MIN	60:00	SAVES	9	8	5		22						
35	BARRASSO	SHOTS						35	MOOG	SHOTS											
MIN		SAVES						MIN		SAVES											

NOTES

NJ 3 BOS 5 FINAL

THREE STARS	TEAM
1. BROTEN, N	DAL
2. BROTEN, P	DAL
3. DANLEN	DAL



PHILADELPHIA FLYERS vs. PITTSBURGH PENGUINS



Date: Sunday, February 13, 1994
The Spectrum Philadelphia, PA



GAME No.	57	W	25	L	28	T	4	POINTS	54
HOME No.	29	W	14	L	14	T	1	POINTS	29
NHL No.	732	ATTENDANCE			17,380 S.O. #7				
REFEREE	Lenoe Roberts		LINESMEN:		R. Asselstine B. Degrace				

Start Time: 1:09 End Time: 3:33 Length of Game: 2 hrs., 24 mins.

PER	FV	TIME	TEAM	SCORED BY	ASSISTS	TYPE	PLAYERS ON ICE
2	0-1	13:43	Pit	Stevens (31)		E	F 17-8-2-3 V (25)-66-8-55
3	0-2	1:34	Pit	Lemieux (3)	Francis Stevens	E	F 3-14-15-2-26 V 25-(66)-22-10-55
3	0-3	6:13	Pit	Lemieux (4)	Stevens	E	F 19-88-8-2-3 V 25-(66)-22-5-55
							F V F V F V

RECAP				
FINAL SCORE	1	2	3	T
FLYERS	0	0	0	0
VISITOR	0	1	2	3
SHOTS ON GOAL	1	2	3	T
FLYERS	6	8	8	22
VISITOR	4	8	8	20
POWER PLAY GOALS	PPG	ATT	TIME	
FLYERS	0	6	9:49	
VISITOR	0	5	7:48	
PENALTIES	No.	MIN		
FLYERS	7	14		
VISITOR	8	16		
*** THREE STARS ***				
CHOSEN BY: Gary Miles Phila. Inquirer				
1. Lemieux				
2. Stevens				
3. Barrasso				

National Hockey League Scores

Final Score	Pittsburgh	3	PHILADELPHIA	0
Second Period	Dallas	1	BUFFALO	1
Starts: 4:10	Anaheim	0	EDMONTON	0
Starts: 5:10	Chicago	0	SAN JOSE	0
Starts: 6:10	Vancouver	0	FLORIDA	0
Starts: 6:10	New Jersey	0	TAMPA BAY	0

PER	FV	TIME	TEAM	SCORED BY	ASSISTS	TYPE	PLAYERS ON ICE
							F
							V
							F
							V
							F
							V
							F
							V
							F
							V

GOAL TYPES: E - EVEN STRENGTH
PP - POWER PLAY
SH - SHORTHANDED
ENG - EMPTY NET GOAL
* - OFF-ICE ASSIST
PS - PENALTY SHOT
B - ON - BREAKAWAY
G - FROM - GIVEAWAY
F - FROM - FACEOFF
DEF - ON - DEFENDING PLAYER

#	FLYERS	SHOTS & +/-					#	VISITOR	SHOTS & +/-					PENALTIES							
		1	2	3	T	+/-			1	2	3	T	+/-	PER	PLAYER	TEAM	MIN	OFFENSE	TIME	PP#	
		GOALIE							GOALIE												
33	D. Rousseel	1	1	1	3	0	35	Tom Barrasso	1	1	1	3	0	1	Barrasso (25)	Pit	2	Delay of Game	5:13	F-1	
3	Garry Galley	1	1	1	3	0	5	U. Samuelsson	1	1	1	3	0	1	Fedyk	Fly	2	Hooking	5:50	P-1	
27	Ryan McGill	1	1	1	3	0	55	Larry Murphy	2	2	2	6	0	1	Bench (25)	Pit	2	Too Many Men	14:44	F-2	
19	Mikael Ronberg	1	1	1	3	0	25	Kevin Stevens	1	1	2	4	0	1	Racine	Fly	2	Slashing	17:49	P-2	
88	Erio Lindros	1	1	1	3	0	66	Mario Lemieux	1	1	3	5	0	2	Brind'Amour	Fly	2	Interference	1:31	F-3	
8	Mark Recchi	1	1	1	3	0	22	Rick Tocchet	1	1	1	3	0	2	McSorley	Pit	2	Hooking	3:01	F-3	
2	D. Yushkevich	1	1	2	4	0	2	Jim Paek				0	0	2	Jennings	Pit	2	Roughing	8:11	F-4	
9	Pelle Eklund	1	1	1	3	0	3	G. Jennings				0	0	2	Jagr	Pit	2	Roughing	13:15	F-5	
10	Claude Boivin	1	1	1	3	0	6	Mike Ramsey				0	0	2	Boivin	Fly	2	Roughing	12:15		
14	Dave Tippett	1	1	1	3	0	7	Joe Mullen		1	1	2	0	2	Fedyk	Fly	2	Slashing	14:47	P-4	
15	Al Conroy				0	-1	10	Ron Francis	2	2	1	5	0	2	Tocchet	Pit	2	Holding	16:19	F-6	
17	R. Brind'Amour	1	1	2	4	-1	20	Jeff Daniels				0	0	2	U. Samuelsson	Pit	2	Slashing	17:20		
18	Brent Fedyk	1	1	1	3	0	24	Doug Brown		1	1	2	0	2	Borcenk	Fly	2	Charging	17:20		
21	Dave Brown	DNP			0		26	Mike Stastleton				0	0	2	Galley	Fly	2	Holding Stick	18:33	P-5	
24	Bob Wilkie				0		29	M. Naelund				0	0								
26	Rob Zetter				0		23	M. McSorley		1	1	2	0								
29	Yves Racine	1	1	1	3	0	39	Mike Needham				0	0								
36	Andre Faust				0		68	Jaromir Jagr	1	2	1	4	0								
42	Johan Baryanek	3	1	1	5	0	82	Martin Strelak				0	0								
#	GOALKEEPERS	MIN	SH	SV	GA	#	GOALKEEPERS	MIN	SH	SV	GA										
33	D. Rousseel	46:13	16	13	3	35	Tom Barrasso	60:00	22	22	0										
30	T. Soderstrom	13:47	4	4	0	31	Ken Wregget	DNP													
	NET EMPTY																				

NOTES:



PITTSBURGH PENGUINS VS 5
 WINNIPEG JETS 3

DATE: FEBRUARY 15, 1994

PERIOD: 1 2 **FINAL**

GAME NO.	W	L	T	POINTS
57	28	18	11	67
HOME GAME NO.	W	L	T	POINTS
29	16	7	6	38
NHL NO.	ATTENDANCE			
740	15,765			

REFEREE DENIS MOREL
 LINESMEN JERRY PATRICK
MARK VINES

#	PER	TEAM	SCORED BY	ASSIST	ASSIST	TIME	PGH	WIN	E	P	S
1	1	PGH	TOCCHET (12)	STEVENS	STRAKA	1:40	6-25-55-82	6-10-17-19-26			✓
2	1	PGH	STARLETON (6)	STEVENS	FRANCIS	3:50	10-25(24)-55-68	3-4-36-38			✓
3	1	PGH	JAGR (21)	FRANCIS	MURPHY	9:36	6-7-10-55-68	6-25-26-34-38			✓
4	2	WIN	TRACHUK (30)	ZHAMNOV	YSEBAERT	7:53	5-29-68-82	4-6(7)-10-22			✓
5	2	WIN	EAGLES (4)	ULANOV	BORSATO	9:17	3-7-10-32-68	5-7-10-18-39			✓
6	2	PGH	MULLEN (33)	FRANCIS		9:33	6(7)-10-55-68	3-5-15-36-38			✓
7	2	WIN	SHANNON DYL (9)	DOMI	STEEN	17:34	6-7-10-22-55	3-5-20-25(34)			✓
8	3	PGH	STRAKA (22)	TAGLIAROTTI	STEVENS	15:32	12-25-32-55(22)	4-6-7-19-38			✓
9											
10											
11											
12											
13											
14											
15											
16											
17											

SCORING BY PERIOD					SHOTS ON GOAL					POWER PLAY (GOALS/OPP.)					PENALTIES / MINUTES					
	1ST	2ND	3RD	OT	T	1ST	2ND	3RD	OT	T	1ST	2ND	3RD	OT	T	1ST	2ND	3RD	OT	T
PGH	3	1	1		5	PGH	14	11	24	49	PGH	1/3	0/1	0/4	1/8	PGH	1/2	3/6	2/4	6/12
WIN	0	3	0		3	WIN	4	16	6	26	WIN	0/1	1/3	-	1/4	WIN	3/6	2/4	6/10	11/30

SHOTS PER PERIOD AND PLUS/MINUS											PENALTIES								
NO	PITTSBURGH	1	2	3	OT	+/-	NO	WINNIPEG	1	2	3	OT	+/-	PER TEAM	PLAYER	MIN	OFFENSE	TIME	
3	JENNINGS					-1	3	BAUTIN	2				2 0	1	WIN	GILMEN	2	HOOKING	2:47
5	SAMUELSSON	1				0	4	QUINTAL	1	2	1		4 -1	1	WIN	SHANNON DYL	2	TRIPPING	5:41
6	RAMSEY					2	5	ULANOV	1				1 1	1	PGH	SAMUELSSON	2	INTERFERENCE	15:00
7	MULLEN	2	2			4 0	6	MURPHY	2				2 -3	1	WIN	BAUTIN	2	HOLDING	18:21
10	FRANCIS	3	4			7 0	7	TRACHUK	1	1			2 0	2	PGH	SAMUELSSON	2	HOLDING	0:15
19	TROTTER					0	10	ZHAMNOV					2 0	2	PGH	NASLUND	2	HOLDING (STICK)	6:07
20	DANIELS	1				1 0	11	TOMLINSON	1				1 0	2	WIN	TRACHUK	2	INTERFERENCE	13:15
22	TOCCHET	3	3			6 1	15	GILMEN					-1	1	WIN	TRACHUK	2	HOOKING	18:47
24	BROWN		1			1 0	17	KING					0	3	WIN	ULANOV	2	HOLDING	9:10
25	STEVENS	2	6			8 2	19	EMERSON	3	2			5 -2	3	WIN	DOMI	4	DELAY OF GAME	11:35
26	STARLETON	4	3			7 0	20	DOMI					1	3	WIN	BENCH	2	ROUGHING	18:21
28	SAMUELSSON					0	22	YSEBAERT	1	2			3 0	3	WIN	DOMI	4	ROUGHING	18:21
29	NASLUND					0	24	SHANNON DYL					0	3	WIN	DOMI	10	MISCONDUCT	18:21
32	TAGLIAROTTI	1	1			2 0	25	STEEN					1 -2	3	WIN	TRACHUK	2	TRIPPING	18:21
44	PATTERSON					0	26	KENNEDY					1	3	PGH	SAMUELSSON	2	ROUGHING	18:21
55	MURPHY	1	2			3 3	34	SHANNON DYL	2				2 0	3	PGH	SAMUELSSON	2	SLASHING	18:21
68	JAGR	1	2			7 1	36	EAGLES	1				1 0						
82	STRAKA	1	1			2 2	38	BORSATO					-2						
NO	PLAYER	1	2	3	OT	T	NO	PLAYER	1	2	3	OT	T						
35	BARRASSO	SHOTS	4	6	6	26	35	EGGENSE	SHOTS	14	11	24	49						
MIN	10:20	SAVES	4	5	6	23	MIN	60:00	SAVES	11	10	23	44						
31	WEGGAT	SHOTS					1	O'NEILL	SHOTS										
MIN		SAVES					MIN		SAVES										

NOTES

TB 1	NYI	2	FINAL
DET 4	TOR	5	FINAL IN OT
EDM 2	WAS	2	FINAL IN OT
VAN 2	STL	1	IN 3RD
THREE STARS		TEAM	
1.	STEVENS	PGH	
2.	FRANCIS	PGH	
3.	TRACHUK	WIN	



PITTSBURGH PENGUINS VS 6

HARTFORD WHALERS 4

DATE: FEBRUARY 17, 1994

PERIOD: 1 2 (FINAL)

CAREER	W	L	T	POINTS
58	29	18	11	69
HOME CAREER	W	L	T	POINTS
30	17	7	6	40
ATTENDANCE	750 15,779			

REFEREE: DAN J. MARQUELLI
 LINESMEN: JERRY NITEMAN
 MARK VINES

#	PER	TEAM	SCORED BY	ASSIST	ASSIST	TIME	PGH	HAR	E	P	S
1	1	PGH	BROWN, D (14)	BROWN, G		3:35	5-17 (29) 34-82	5-6-26-32-92	✓		
2	1	HAR	VERBEEK (28)	SANDERSON	NYLANDER	16:00	5-7-34-68-82	5-6-8-(10)-92	✓		
3	1	PGH	BROWN, D (14)	SANDSTROM	MC EACHERN	16:28	15-17 (29) 28-32	10-18-21-24-44	✓		
4	1	HAR	CASSELS (8)	VERBEEK	PRONGER	17:22	6-7-10-55	4-8-16 (21)-44	✓		
5	2	HAR	VERBEEK (28)	NYLANDER	SANDERSON	3:19	5-25-28-68-82	5-8-(16)-27-92	✓		
6	2	PGH	MURPHY (14)	STEVENS	TOCCHET	5:20	15-22-25-32 (35)	4-7-22-26-27	✓		
7	2	PGH	MC EACHERN (9)	SANDSTROM		10:45	5 (15)-17-28	5-8-18-44	✓		
8	3	HAR	NYLANDER (10)	STORM		5:21	5-7-10-28-68	5-16-24-27-(92)	✓		
9	3	PGH	STEVENS (32)	TOCCHET	FRANCIS	11:46	5-10-22 (15)-55	5-6-7-21	✓		
10	3	PGH	STAPLETON (7)	TOCCHET	STEVENS	13:04	10-22-25 (26)-55	5-6-21-22	✓		
11											
12											
13											
14											
15											
16											
17											

SCORING BY PERIOD					SHOTS ON GOAL					POWER PLAY (GOALS/OPP.)					PENALTIES / MINUTES								
	1ST	2ND	3RD	OT	T		1ST	2ND	3RD	OT	T		1ST	2ND	3RD	OT	T		1ST	2ND	3RD	OT	T
PGH	2	2	2		6	PGH	11	8	15		34	PGH	0/3	0/1	4/5		2/9	PGH	3/6	4/9	2/4		14/39
HAR	2	1	1		4	HAR	11	11	13		35	HAR	1/3	0/4	0/1		1/8	HAR	3/6	6/15	5/10		14/31

SHOTS PER PERIOD AND PLUS/MINUS											PENALTIES												
NO	PITTSBURGH	1	2	3	OT	T	+/-	NO	HARTFORD	1	2	3	OT	T	+/-	PER	TEAM	PLAYER	MIN	OFFENSE	TIME		
3	TENNINGS						0	4	PATRICK	1	1				-1	1	PGH	BROWN, G	2	HOOKING	4:38		
5	SAMUELSSON, U	1	1				2-1	5	GODNYUK						0	1	HAR	STORM	2	HOLDING	7:57		
6	RAMSEY						0	6	BURT						0	1	PGH	SAMUELSSON, K	2	HOLDING STICK	10:48		
7	MULLEN	2					2-2	7	CUNNEYWORTH	1	1				3-1	1	HAR	PRONGER	2	SLASHING	11:13		
10	FRANCIS	1	1	1			3-1	8	SANDERSON	2	3				5-1	1	HAR	PRONGER	2	INTERFERENCE	13:19		
15	MC EACHERN	1	2				3-3	10	MCCRIMMON	1					1-1	1	PGH	SAMUELSSON, U	2	TRIPPING	16:56		
17	SANDSTROM		2				2-3	15	HARDINS						0	2	PGH	SAMUELSSON, U	2	HOLDING	0:41		
22	TOCCHET						1	16	VERBEEK	1	4	1			6-3	2	PGH	TOCCHET	2	TRIPPING	5:49		
24	BROWN, D	2					2-2	18	KRON						2	2	PGH	STEVENS	10	MISCONDUCT	5:49		
25	STEVENS		2				2-0	21	CASSELS	1	1				2-1	2	HAR	PRONGER	2	HOOKING	7:01		
26	STAPLETON	2	2				4-0	22	JANSSENS						-1	2	HAR	VERBEEK	2	ROUGHING	7:01		
28	SAMUELSSON, K						0	24	STORM	2	1	1			4-0	2	PGH	SAMUELSSON, U	2	ROUGHING	7:01		
29	NASLUND						0	26	PROPP	1					1-2	2	HAR	MARCHMENT	2	CROSS CHECKING	8:23		
32	TAGLIANETTI						2	27	MARCHMENT	1	1				1-1	2	HAR	MARCHMENT	5	FIGHTING	8:23		
34	BROWN, G		1				1-0	29	POTVIN	1					1-0	2	PGH	TOCCHET	2	CROSS CHECKING	8:23		
55	MURPHY	2	1	1			4-1	32	CHIBIREV						-1	2	PGH	TOCCHET	5	FIGHTING	8:23		
68	JARR	1	3	2			6-3	44	PRONGER		1	1			1-2	2	HAR	PATRICK	2	ROUGHING	9:03		
82	STRANA		3				3-1	92	NYLANDER	2	2				4-2	2	PGH	FRANCIS	2	ROUGHING	9:03		
NO	PLAYER	1	2	3	OT	T		NO	PLAYER	1	2	3	OT	T		2	PGH	SAMUELSSON, K	2	INTERFERENCE	11:05		
35	BARRASSO	SHOTS	11	11	13			55	1	BURKE	SHOTS	11	8	15			34	2	PGH	SAMUELSSON, U	2	ELBOWING	12:04
MIN	SAVES	9	10	12				31	MIN	SAVES	9	6	13				28	2	HAR	MARCHMENT	2	ELBOWING	18:49
31	WREGGET	SHOTS						30	REESE	SHOTS							3	HAR	PRONGER	4	HIGH STICKING	7:55	
MIN	SAVES							MIN	SAVES								3	HAR	MARCHMENT	2	HOLDING	12:52	

NOTES

FINAL 3 TB 4 FINAL
 1994 C111

THREE STARS
 1. STEVENS

TEAM
 PGH



PITTSBURGH vs CANADIEN

DATE: Samedi 19 Février 1994
 ASSISTANCE / ATTENDANCE: 19 959
 ARBITRE / REFEREE: JERRY MOORE
 JUGES DE LIGNE / LINESMEN: BERNARD DEGRASSE
LEON STICKLE

RUT GOAL	DEP	TEMPS TIME	EQUIPE TEAM	COMPTE PAR SCORE BY	ASSISTANCES ASSISTR	E	P	SH	JOUEURS SUR LA GLACE PLAYERS ON ICE
1	1	1:47	CAN	BOLLOWS (21)	SCHNEIDER BLINNET	✓			H 21-22-23-24 V 30-31-32-33-34
2	2	9:58	CAN	DEMPHRE (23)	BUSCHUIS DUTCHONGE	✓			H 25-26-27-28-29 V 35-36-37-38-39
3	3	4:26	CAN	BOLLOWS (23)	DUBREUIL	✓			H 14-15-16-17-18 V 5-55-7-10-11
4	3	15:00	PIT	JAGER (21)	USHAKOVSKY FRANCES	✓			H 14-15-16-17-18 V 5-55-7-10-11
5	3	19:26	CAN	LECLAIR (21)	ODERIN	✓			H 14-15-16-17-18 V 5-55-7-10-11
6									
7									
8									
9									
10									
11									
12									
13									
14									
15									

RÉCAPITULATION / RECAP				
BUTS PAR PERIODE GOALS BY PERIOD				
PITTSBURGH	0	0	1	1
CANADIEN	1	1	2	4
LANCERS AU BUT SHOTS ON GOAL				
PITTSBURGH	7	9	11	27
CANADIEN	12	11	4	27
JEU DE PUNISSANCE POWER PLAY				
PITTSBURGH	0/2	0/2	0/1	0/5
CANADIEN	0/2	0/0	0/0	0/2
PUNITIONS / PENALTIES				
PITTSBURGH	3	17		
CANADIEN	5	10		
*** TROIS ÉTOILES / THREE STARS ***				
1 - PATRICK ROY				
2 - Brad Bolows				
3 - Ulf Samuelsson				
PAR / BY: FRANCOIS LEMAY				

#	CANADIEN	LANCERS / SHOTS				#	PITTSBURGH	LANCERS / SHOTS					
		1	2	3	T			1	2	3	T		
33	Roy					31	Wierzycki						
40	Kuntari					38	Barrasso						
41	Ullmark					3	Teddlings			2			
42	Keane		2			25	Sammuelsson				E		
43	Haller					6	Mansley						
45	Dubreuil		1			13	Mucco		1	3	E 4		
48	Leclair		1			10	Francis		2	1	E 4		
49	Sevigny		1			14	McEachern						
51	Samuelsson					17	Sammuelsson		1	2	- 3		
52	Blinnet		1			15	Torbert		1	2	1		
53	Bolows		1	1		20	Brown				- 1		
54	Odierin		2			23	Stevins		1	1	- 2		
55	Dempsey		1	3	1	5	Sammuelsson		1		E 1		
56	Schneider		2			2	Mansley						
57	Desjardins		1	2		3	Tagliapietra						
59	Keane					3	Brown						
58	Bolows					5	Murray		1	1	- 4 2		
59	Desjardins		4			4	Leclerc		2	2	- 2 2		
59	Leclair		1	1		2	Jager		1	3	E 4		
59	Desjardins		1			1	Stankin				- 1		
#	GARDIEN / GOALIE	MINS	LG	SA	GA	FD	#	GARDIEN / GOALIE	MINS	LG	SA	GA	FD
33	Roy	60:00	22	1			31	Wierzycki					
40	Kuntari						38	Barrasso	39:28	22	4	1	

PUNITIONS / PENALTIES					
PER	EQUIPE TEAM	JOUEURS PLAYERS	MINS	INFRACTION OFFENSE	TEMPS TIME
1	CAN	Dionne	2	ABS-INTERR	4:01 11
1	CAN	Desjardins	2	ACC-Checkers	6:31 11
1	PIT	Teddlings	2	TRCB-TRAPING	9:16 21
1	PIT	Tagliapietra	5	TRCB-TRAPING	12:35 21
1	PIT	Tagliapietra	10	M-L-TRCB-TRAPING	12:35 21
2	CAN	Haller	2	TRCB-TRAPING	1:50 11
2	CAN	Schneider	2	TRCB-TRAPING	10:18 11
3	CAN	Dubreuil	2	TRCB-TRAPING	11:07 11

NOTES:
 39:18 1848: #35 Barrasso OUT
 19:26 " IN



RANGERS

VS. PITTSBURGH PENGUINS
DATE FEBRUARY 21, 1994

GAME NO.	W.	L.	T.	PUNTS
58	38	16	4	80
HOME GAME	W.	L.	T.	POINTS
NO. 30	21	5	4	46
NHL NO.	ATTENDANCE			
778	18,200			
GAME START:		GAME END:		
1:37		4:25		

REFEREE PAUL STEWART
LINESMEN SCOTT DEISSCOLL
BRIAN MURPHY

#	PER	TEAM	TIME	SCORED BY	ASSISTS	E	P	D	PLAYERS ON ICE	GOALS BY PER	1	2	3	OT	T
1	PIT	7:16	JAGR	MULLEN	K. SAMUELSON	X			H 2-23-9-11-33 V 5-28-7-10-68	PITTSBURGH PENGUINS	1	0	2	0	3
2	NYR	19:29	GRAVES	LARKER	MESSIER	X			H 2-21-11-10-24-11 V 6-28-15-24	RANGERS	1	0	2	1	4
3	PIT	4:13	STEVENS	JAGR	FRANCIS	X			H 23-24-9-11 V 55-10-17-25-68	SHOTS ON GOAL	1	2	3		OT
4	PIT	5:37	STRAKA	TORCHET	G. BROWN	X			H 4-21-10-13-33 V 3-34-22-25-82	PITTSBURGH PENGUINS	8	12	7	0	27
5	NYR	7:57	WELLS			X			H 23-24-15-17-26 V 2-55-10-22-82	RANGERS	13	17	14	1	45
6	NYR	10:58	HUDSON	GILBERT	BEUKERBOEK	X			H 23-24-15-17-26 V 2-55-23-25-82	POWER PLAYS	G	AIT	SHG		
7	OT NYR	00:08	AMONTE	MESSIER		X			H 2-25-9-11-83 V 6-55-10-17-68	PITTSBURGH PENGUINS	1	5			0
8										RANGERS	1	7			0
9															
10															
11															
12															
13															
14															
15															
16															
17															
18															
19															
20															
21															
22															
23															
24															
25															
26															
27															
28															
29															
30															

PENALTIES	NO.	MIN	MAJ	MIS	PIM
PITTSBURGH PENGUINS	9	8	1	0	21
RANGERS	7	6	1	0	17

- *** THREE STARS ***
1. TONY AMONTE
 2. MIKE HUDSON
 3. TOM BARRASSO

PITTSBURGH PENGUINS	SHOTS					#	RANGERS	SHOTS					
	1	2	3	OT	T			1	2	3	OT	T	
JENNINGS	1				2	-1	2	3			5	E	
H. SAMUELSON						+1	4	LOWE				-1	
RAMSEY						-1	21	ZUBOV	2	1		3	-1
K. SAMUELSON						+1	2	BEUKERBOEK	2	1		3	+1
G. BROWN						+1	21	WELLS	1	1	1	3	+2
MURPHY						-3	25	KARBYTSEV					+1
MULLEN						+1	9	GRAVES	2	1	1	4	E
FRANCIS	1				1	-1	10	TIKKANEN	5	2		7	-1
M'FACHEN	1	2			3	E	11	MESSIER				1	E
SANDSTROM	1	2			3	-1	13	NEDELMAN	2	1	1	4	-1
DANIELS						E	15	HUDSON	1	2	2	5	+2
TORCHET	2	2			5	-1	17	GILBERT					+2
G. BROWN	1	1			2	E	19	KYREOS	1			1	E
STEVENS	3	2			6	E	22	CARTER	1	1		2	E
ALASLUND	3	2			6	E	26	KOCHUR			1	1	+2
JAGR	1	2			3	E	27	KOVALEV	2			2	E
STRAKA	1	1			2	-1	27	LARKER	1			1	E
TROTTER						E	30	AMONTE			1	1	+1
WHEELER							20	HEALY					
BARRASSO							25	RICHTER					

PER	TEAM	PLAYER	MIN	OFFENSE	TIME
1	PIT	M'FACHEN	2:00	HOLDING	2:39
1	PIT	JENNINGS	5:00	FIGHTING	8:12
1	NYR	KOCHUR	5:00	FIGHTING	8:12
1	NYR	MESSIER	2:00	HOLDING	9:31
1	PIT	NASLUND	2:00	TOO MANY MEN	12:09
1	NYR	KOCHUR	2:00	ROUING	14:55
1	PIT	BARRASSO	2:00	INTERFERENCE	18:11
1	PIT	RAMSEY	2:00	HIGH STICKING	19:29
2	PIT	H. SAMUELSON	2:00	HOLDING	8:04
2	NYR	KOVALEV	2:00	HOLDING	18:40
2	NYR	KOCHUR	2:00	HOLDING	18:07
3	PIT	M'FACHEN	2:00	HOLDING	1:43
3	NYR	TIKKANEN	2:00	HOLDING	3:29
3	PIT	H. SAMUELSON	2:00	HOLDING	14:41
3	PIT	FRANCIS	2:00	UNSPORT COND.	17:20
3	NYR	BEUKERBOEK	2:00	UNSPORT COND.	17:20

TESTS:	NYR	PIT
FACED OFFS WON	31	38
OFFSIDES	1	2
ICINGS	3	6
POWER PLAY SHOTS	9	5



PITTSBURGH PENGUINS VS 2
ANAHEIM MIGHTY DUCKS 2

DATE: FEBRUARY 24, 1994

PERIOD: 1 2 **FINAL** (NOT)

GAME NO.	W	L	T	POINTS
61	29	20	12	70
HOME GAME NO.	W	L	T	POINTS
31	17	7	7	41
NHL NO.	ATTENDANCE			
790	17,168			

REFEREE DENIS MOREL
LINESMEN JERRY PATEMAN
LEON STICKLE

7/8
15/24

9/10
17/26

11/13
19/29

14/16
22/32

#	PER	TEAM	SCORED BY	ASSIST	ASSIST	TIME	PGH	ANA	E	P	S
1	1	PGH	MULLEN (34)	JAGR	MCEACHERN	1:51	①-10-15-55-68	14-22-23-39			✓
2	2	PGH	MCEACHERN (10)	BROWN, D	NASLUND	3:08	5-(5)-24-28-29	6-16-18-19-29			✓
3	2	ANA	SWEENEY (11)	YAKE	WILLIAMS	4:50	6-7-10-55	2-4-(8)-25-47			✓
4	2	ANA	SACCO (12)	HILL	VAN ALLEN	17:16	15-25-55-68-82	6-(14)-22-29			✓
5	3		NO	SCORING							
6	OT		NO	SCORING							
7											
8											
9											
10											
11											
12											
13											
14											
15											
16											
17											

SCORING BY PERIOD					SHOTS ON GOAL					POWER PLAY (GOALS / OPP.)					PENALTIES / MINUTES								
	1ST	2ND	3RD	OT	T		1ST	2ND	3RD	OT	T		1ST	2ND	3RD	OT	T		1ST	2ND	3RD	OT	T
PGH	1	1	0	0	2	PGH	11	7	4	1	23	PGH	1/2	0/2	0/1	-	1/5	PGH	1/2	1/2	2/4	-	4/8
ANA	0	2	0	0	2	ANA	13	11	14	3	41	ANA	0/1	1/1	0/1	-	1/3	ANA	2/4	2/4	2/4	-	6/12

SHOTS PER PERIOD AND PLUS/MINUS											PENALTIES										
NO	PITTSBURGH	1	2	3	OT	T	+/-	NO	ANAHEIM	1	2	3	OT	T	+/-	PER	TEAM	PLAYER	MIN	OFFENSE	TIME
3	JENNINGS							2	DOLLAS	2	2			4	0	1	ANA	BENCH	2	TOO MANY MEN	1:16
5	SAMUELSSON, U							1	WILLIAMS	1	1			2	0	1	ANA	WILLIAMS	2	CROSS CHECKING	6:27
6	RAMSEY							1	HILL	3	1			4	0	1	PGH	STRAHA	2	INTERFERENCE	12:02
7	MULLEN	3	1	1		5	0	8	SWEENEY	3	1			4	0	2	PGH	SAMUELSSON, U	2	HOLDING / STICK	4:10
10	FRANCLIS	1	1			2	0	14	SACCO	1	4	2		7	1	2	ANA	EWEN	2	TRIPPING	5:23
15	MCEACHERN	2	1			3	0	16	DOURIS	1	1			1	-1	2	ANA	SWEENEY	2	HOOHING	15:39
17	SANDSTROM	2	1	2		5	0	18	VALK	1	1			3	-1	3	ANA	GRIMSON	2	HIGH STICKING	1:12
20	DANIELS				1	1	0	19	SEMENOV	1	2	1		4	-1	3	PGH	DANIELS	2	HOLDING / STICK	5:35
24	BROWN, D						1	20	CORNUM	2				2	0	3	ANA	SACCO	2	ROUGHING	17:55
25	STEVENS						-1	22	VAN ALLEN					1		3	PGH	TAGLIARETTI	2	ROUGHING	17:55
28	SAMUELSSON, K	1				1	0	23	HOULDER	1	1			0	0	OT		NO		PENALTIES	
29	NASLUND	1				1	1	24	LONEY		1	1		2	0						
32	TAGLIARETTI	1				1	0	25	YAKE	1	2			3	0						
34	BROWN, G						0	29	LADOUCEUR						0						
39	NEEDHAM						0	32	GRIMSON						0						
55	MURPHY				1	1	-1	36	EWEN		1			1	0						
68	JAGR	1	2			3	-1	39	MCSWEEN	1				1	0						
82	STRAHA						-1	47	LEBEAU	2				2	0						
NO	PLAYER	1	2	3	OT	T		NO	PLAYER	1	2	3	OT	T							
35	BARRASSO SHOTS	13	11	14		34	41	35	SHTALENKOV SHOTS	11	7	4		23							
MIN	65:00 SAVES	13	9	4		39	39	MIN	65:00 SAVES	10	6	4		21							
31	WRIGGLET SHOTS							31	HEBERT SHOTS												
MIN	SAVES							MIN	SAVES												

NOTES

SJ 4 OTT 5 FINAL
 NYR 3 NJD 1 FINAL
 STL 0 QUE 6 FINAL
 NYI 4 PHI 5 FINAL
 WAS 2 FLA 1 FINAL
 HAR 0 DET 3 FINAL
 WIN 2 CHI 6 IN 2ND
 TB 1 CGY 0 IN 2ND

THREE STARS	TEAM
1. BARRASSO	PGH
2. SACCO	ANA
3. MCEACHERN	PGH



PITTSBURGH PENGUINS VS 4
BUFFALO SABRES 3

DATE: FEBRUARY 26, 1994

PERIOD: 1 2 FINAL

GAME NO.	W	L	T	POINTS
62	30	20	12	72
HOME GAME NO.	W	L	T	POINTS
32	18	7	7	43
NHL NO.	ATTENDANCE			
804	17,537 (SELLOUT)			

REFEREE PAUL DEVORSKI
 LINESMEN TIM NOWAK
LEON STICKLE

#	PER	TEAM	SCORED BY	ASSIST	ASSIST	TIME	PGH	BUF	E	P	S
1	1	BUF	HANNAN (4)	PRESLEY		14:30	10-25-55-66-68	5-(9)-18-24			✓
2	2	BUF	WOOD (16)	UNASSISTED		1:37	22-25-32-55-66	18-(19)-20-24-41			✓
3	2	PGH	LEMIEUX (6)	SAMUELSSON, U	FRANCIS	6:42	5-7-10-28-(6)-68	20-24-27-41-59			✓
4	2	BUF	PRESLEY (12)	MOLLER		16:08	6-7-10-34-68	7-(8)-19-20-24			✓
5	3	PGH	MURPHY (15)	MCEACHERN	STRAHA	4:11	15-17-32-(55)-62	7-14-24-27-36			✓
6	3	PGH	JAGR (24)	FRANCIS	SAMUELSSON, U	4:33	5-7-10-28-(68)	5-18-19-20-42			✓
7	3	PGH	JAGR (25)	UNASSISTED		7:21	5-15-28-(68)-82	24-26-27-28-42			✓
8											
9											
10											
11											
12											
13											
14											
15											
16											
17											

SCORING BY PERIOD					SHOTS ON GOAL					POWER PLAY (GOALS/OPP.)					PENALTIES / MINUTES						
	1ST	2ND	3RD	OT	T	1ST	2ND	3RD	OT	T	1ST	2ND	3RD	OT	T	1ST	2ND	3RD	OT	T	
PGH	0	1	3		4	PGH	13	16	13	42	PGH	0/3	0/2	0/1	0/0	0/0	PGH	1/2	3/6	1/2	5/10
BUF	1	2	0		3	BUF	6	7	15	28	BUF	0/1	0/3	0/1	0/0	0/0	BUF	3/6	2/4	1/2	6/12

SHOTS PER PERIOD AND PLUS/MINUS														PENALTIES							
NO	PITTSBURGH	1	2	3	OT	T	+/-	NO	BUFFALO	1	2	3	OT	T	+/-	PER	TEAM	PLAYER	MIN	OFFENSE	TIME
3	TENNINGES						0	4	BOUCHER				1	1	0	1	PGH	TOCCHET	2	INTERFERENCE	4:23
5	SAMUELSSON, U	1				2	3	5	MUNI				1	1	0	1	BUF	WOOD	2	INTERFERENCE	7:20
6	RAMSEY		1			1	-1	7	SVOBODA	1	1			2	0	1	BUF	BOUCHER	2	INTERFERENCE	11:05
7	MULLEN		1	1		2	1	10	HAWERCHUK				3	3	0	1	BUF	SMEHLIK	2	TRIPPING	04:09
10	FRANCIS	2		3		5	0	13	KHMYLEV	1	1		2	2	0	2	PGH	SAMUELSSON, U	2	INTERFERENCE	8:07
15	MCEACHERN	2	1			5	2	14	HANNAN					1	0	2	BUF	MOGILNY	2	INTR. / GOALIE	9:40
17	SANDSTRAM	2	1	1		4	1	18	PRESLEY	1	1		2	2	2	2	BUF	KHMYLEV	2	INTERFERENCE	10:57
22	TOCCHET	1				1	-1	19	WOOD	1	2	2		5	1	2	PGH	STEVENS	2	CROSSCHECKING	12:05
24	BROWN, D						0	20	SWEENEY						0	2	PGH	STEVENS	2	CLOSE HANDED PLAY	16:37
25	STEVENS		1			3	-2	24	MOLLER		1		1	1	0	3	BUF	MOLLER	2	HOLDING	11:09
28	SAMUELSSON, K					1	3	26	PLANTE				1	1	-1	3	PGH	FRANCIS	2	INTERFERENCE	12:23
32	TAGLIARETTI						0	27	MAY	1	1			2	-3						
34	BROWN, G		1			1	-1	28	AUDETTE		1			1	-1						
39	NEEDHAM	DID NOT PLAY						32	RAY						0						
55	MURPHY	3	1			4	-1	36	BARNABY						-1						
66	LEMIEUX	2	3	1		6	-1	41	SUTTON		1			1	0						
68	JAGR	1	1	4		6	1	42	SMEHLIK			2		2	-2						
82	STRAHA		1			1	2	89	MOGILNY	1	1			3	-1						
NO	PLAYER	1	2	3	OT	T	NO	PLAYER	1	2	3	OT	T								
35	BARRASSO	SHOTS	6	7	4	28	31	Fuhr	SHOTS	3	6	3	42								
MIN	60:00	SAVES	5	5	4	25	MIN	59:03	SAVES	3	5	6	38								
31	WRAGGET	SHOTS					35	HASEK	SHOTS												
MIN		SAVES					MIN		SAVES												

NOTES

ANA 6 QUE 3 FINAL
 FLA 2 WAS 4 FINAL
 LA 2 CGY 3 IN 3RD
 STL 11 OT 1 IN 3RD
 MON 3 TOR 0 IN 3RD
 TB 1 VAN 3 FINAL
 NYR 1 DAL 2 IN 2ND

THREE STARS	TEAM
1. JAGR	PGH
2. FRANCIS	PGH
3. FUHR	BUF



FLORIDA PANTHERS VS PITTSBURGH PENGUINS

GAME #	W	L	T	PTS
62	26	25	10	62
HOME #	W	L	T	PTS
28	11	12	4	26
NHL #	ATTENDANCE			
819	14,688			

Referee: KERRY FRASER
 Linesmen: ANDY McELMAN
PIERRE RACICOT

DATE: FEBRUARY 20, 1994
 START TIME: 7:38 END TIME: 10:32 LENGTH OF GAME: 2:56

PER	H/V	TIME	T	SCORED BY	ASSISTS	T	PLAYERS ON ICE
1	V	3:27	P	U. SAMUELSSON ⁴	MULLEN, G. BROWN	E	H 7-12-20-22-2 V 7-6-9-25-67
1	H	12:32	F	HULL ¹⁰	HOUGH, SMITH	E	H 2-12-18-20-25 V 7-10-22-25-29
2	V	14:15	P	TOCCHET ¹³	STEVENS, LEMIEUX	E	H 8-10-14-25-27 V 6-22-25-27-28
2	V	14:40	P	LEMIEUX ⁶	G. BROWN, STEVENS	E	H 7-10-14-25-27 V 6-22-25-27-28
2	H	18:04	F	SKRUDLAND ¹¹	BENNING, HOUGH	E	H 5-7-12-18-20 V 0-22-25-25-66
3	H	6:02	F	CIRELLA ¹	HOUGH	E	H 2-12-18-20-25 V 7-10-22-25-29
3	V	15:20	P	TOCCHET ¹⁴	LEMIEUX, STEVENS	E	H 2-10-21-25-27 V 8-22-25-27-66

RECAP					
TOTALS BY PERIOD	1	2	3	OT	FINAL
PENGUINS	1	2	1	-	4
PANTHERS	1	1	1	-	3

# OF SHOTS ON GOAL	1	2	3	OT	FINAL
PENGUINS	6	14	8	-	28
PANTHERS	15	11	10	-	36

PER	ATT	PTS	TOTAL
PENGUINS	0/1	0/1	0/2
PANTHERS	0/3	0/1	0/6

PENALTIES	NO	MIN	MAJ	MIS	PIM
PENGUINS	8	8	-	-	16
PANTHERS	4	4	-	-	8

FINAL

PANTHERS						PENGUINS						PENALTIES					
#	NAME	POS	SHOTS	GOALS	PTS	#	NAME	POS	SHOTS	GOALS	PTS	TEAM	PLAYER	MIN	PENALTY	TIME	PPM
31	VAN BIESBROUCK	GOALIE				36	BARRASSO	GOALIE				1	PIT U. SAMUELSSON	2	HOLDING	6:50	F1
5	MURPHY	D	1	1	1	5	U. SAMUELSSON	D	1	1	1	1	PIT STRAKA	2	INTERFERENCE	6:58	F2
10	LOWRY	D	1	1	2	22	TOCCHET	D	1	1	2	1	FLA MELLANDY	2	SEARCHING	7:11	P1
21	FITZGERALD	F	2	2	4	25	STEVENS	F	3	3	2	1	PIT STRAKA	2	INTERFERENCE	17:24	F3
27	SMITH	D	1	1	1	28	K. SAMUELSSON	D	1	1	1	1	FLA MELLANDY	2	SLASHING	17:28	P2
27	MELLANDY	F	1	1	5	31	LEMIEUX	F	1	4	5	2	PIT STEVENS	2	HOLDING	19:40	F4
2	CIRELLA	F	2	1	2	3	BENNING	D			-1	2	PIT BENNING	2	ROUGHING	11:35	
3	LAWS	D	1	1		6	RAMSEY	D			4	2	FLA MELLANDY	2	ROUGHING	11:38	
7	BENNING	D			1	7	MULLEN	D	1	1	-1	2	PIT K. SAMUELSSON	2	HOOKING	19:55	F5
11	LINDSAY	D				10	FRANCIS	D	1	1	2	2	PIT STEVENS	2	ROUGHING	6:27	
12	HULL	F	1	1	2	2	M. EACHERN	D	2	2		2	FLA BENNING	2	ROUGHING	6:37	
4	BARNES	D	1	1	3	7	SANDBLOM	D	1	1		3	PIT G. BROWN	2	HOLDING	9:07	F6
14	HOUGH	F	1	1	2	3	D. BROWN	F	1	1	2						
18	LOMAKIN	D	1	1	1	2	TAGLIANETTI	D			1	1					
20	SKRUDLAND	D	1	1	2	4	G. BROWN	F			9						
22	KUDERNAKI	F	2		-1	3	NEDHAM	D									
24	SEVERYAN	F	2	2	4	5	MURPHY	D	1	1	2	-2					
28	HAWOOD	F	2	2		8	JACK	D	2	2	4	-1					
44	NIEDERMEYER	D				8	STRAKA	D	1	1							
#	GOALTENDER	MIN	SHOTS	GOALS	BY	#	GOALTENDER	MIN	SHOTS	GOALS	BY						
11	VAN BIESBROUCK	58:20	28	24	4	35	BARRASSO	60:00	28	27	3						
11	KILPATRICK					31	WOLBERT										
EMPTY NET						EMPTY NET											

NOTES: FLA Timeout at 14:40 of 2nd period
 VBR off at 18:24 of 3rd period, back
 on at 19:41, off again at 19:52

THREE STARS	
1.	RICK TOCCHET
2.	MIKE HOUGH
3.	MARIO LEMIEUX

PITTSBURGH PENGUINS

GAME # 64

March 4, 1994 DATE 16,284 (sellout) ATTENDANCE
 Buffalo Sabres 2 Pittsburgh Penguins 1 (31-22-12) RECORD
 HOME TEAM VISITORS
 Terry Greason REFEREE Ron Asselstine, Ray Scapinello LINEMEN

SCORE	GOAL	ASSISTS	ON ICE FOR	AGAINST	TIME	PENALTIES	TIME
FIRST PERIOD - NO SCORING						B - Audette (Interference)	4:01
SECOND PERIOD						P - G. Brown (Holding the Stick)	9:05
0-1	B - Khmylev (19) (Unassisted)		1:34			B - May (Roughing)	10:40
	B (10,13,19,41,42) P (5,25,55,66,68)					B - Sweeney (Hooking)	17:41
1-1	P - Jagr (26) (Murphy, Lemieux)		8:36			SECOND PERIOD	
	P (10,25,55,66,68) B (5,14,42)		PPG			P - Jagr (Holding)	2:09
1-2	B - Muni (2) (Khmylev, Bodger)		9:35			B - Plante (Interference)	7:05
	B (5,8,13,20) P (7,10,25,55,66)		SHO			B - Prasley (Slashing)	7:50
THIRD PERIOD - NO SCORING						B - May (Elbowing)	11:13
						B - May (Roughing)	16:16
						P - Jennings (Roughing)	16:16
						P - Lemieux (Slashing)	17:54
						P - Lemieux (Roughing)	20:00
THIRD PERIOD						P - Stevens (Roughing)	2:20
						B - Muni (Roughing)	2:20
						P - Barraso (Roughing)	10:35
						P - U. Samuelsson (Roughing)	10:35
						B - Rey (Interference with the Goalie)	10:35
						B - Bodger (Roughing)	16:12

#	PLAYER	SHOTS	GOALS	ASSISTS	OT	TOSS	PLAYER	SHOTS	GOALS	ASSISTS	OT	TOSS	
3	Jennings					0	4 Boucher	1	1	1		3	
5	U. Samuelsson	1				1	5 Muni		1			1	
6	Ramsay					0	8 Bodger		2	2		4	
7	Mullen	1	1			2	10 Hawerchuk		3			3	
10	Francis	1		1		2	13 Khmylev		1			1	
15	McLachern	1				1	14 Hannan					0	
17	Sandstrom		1			1	18 Prasley	1				1	
20	Daniels					0	19 Wood	2				2	
24	D. Brown					0	20 Sweeney	1	1			2	
25	Stevens		1	1		2	24 Moller					0	
28	K. Samuelsson					0	26 Plante	1				1	
32	Tagliareti		1			1	27 May	1				1	
34	G. Brown	1				1	28 Audette	4	3	2		9	
39	Needham					0	32 Ray					0	
55	Murphy		2	1		3	41 Sutton	1	1			2	
66	Lemieux					0	42 Smelik					0	
68	Jagr		2	3		5	43 Dawe					0	
82	Straka	1				1	69 Maglby		1	1		2	
TOTALS		6	8	6	0	20	TOTALS		12	14	6	0	32

35	Barraso	SHOTS	12	14	6		32	31	Fuhr	SHOTS	6	8	6	20
MIN	58:56	SAVES	12	12	6		30	MIN	60:00	SAVES	6	7	6	19
31	Wregget	SHOTS						35	Hasek	SHOTS				
MIN		SAVES						MIN		SAVES				

TEAM	G	A	S	OT	TOTAL	ASSISTS	PIS	PEN	MIN	PPG	PAT	SHG
PITTSBURGH	0	1	0		1	2	3	8	16	1	7	0
BUFFALO	0	2	0		2	2	4	10	20	0	5	1

3 STARS 1. Khmylev 2. Muni 3. Jagr

GAME NO. 64

PITTSBURGH PENGUINS

GAME # 65

March 6, 1994

13,009

DATE

ATTENDANCE

Winnipeg Jets 3
HOME TEAM

Pittsburgh Penguins 5
VISITORS

(32-21-12)
RECORD

Ron Hoggarth
REFeree

Brad Lazarowich, Randy Mitton
LINESMEN

SCORE	GOAL	ASSISTS	ON RIM FOR	AGAINST	TIME	PLAYERS	TIME
1-0	P - D.Brown (16)	(McEachern, Murphy)			3:09	W - Ulanov (High Sticking)	5:11
	P (5,15,20,24,55)	W (6,20,21,25,26)				P - Naulund (Interference)	8:53
1-1	W - LeBlanc (3)	(Romanluk, Steen)			17:49	P - Francis (Holding)	12:31
	W (4,19,21,25,37)	P (6,15,17,34)			PPG	W - Tkachuk (Hooking)	13:29
SECOND PERIOD							
2-1	P - G.Brown (1)	(D.Brown, Mullen)			5:15	P - K.Samuelsen (Tripping)	16:30
	P (5,7,24,34,82)	W (2,3,4,19,21)				P - Sandstrom (Roughing)	19:51
3-1	P - Francis (21)	(U.Samuelsen)			9:29	W - Shannon (High Sticking)	19:51
	P (5,10,25,34,68)	W (2,15,25,26)			PPG	W - Shannon (Roughing)	19:51
3-2	W - Shannon (14)	(Quintal, Tkachuk)			15:25	SECOND PERIOD	
	W (4,7,19,10,34)	P (5,24,28,68)			PPG	W - Baultin (Holding)	3:07
THIRD PERIOD							
3-3	W - Zhamnov (23)	(McBean, Shannon)			5:41	P - Tagliacetti (Fighting)	6:56
	W (6,7,10,17,34)	P (5,10,15,28)			PPG	W - Ulanov (Fighting)	6:56
4-3	P - D.Brown (17)	(Murphy)			9:16	W - Zhamnov (Hooking)	8:22
	P (5,20,24,55,82)	W (2,3,7,19,25)				W - Mironov (Interference)	11:07
5-3	P - Francis (22)	(McEachern, Mullen)			19:36	P - Stevens (Holding)	13:40
	P (5,7,10,15,28)	W (7,10,19,25,34)			ENG	P - Murphy (Hooking)	17:14
THIRD PERIOD							
						P - G.Brown (Interference)	5:13
						P - Jonnings (Fighting)	9:26
						W - Domi (Fighting)	9:26

PLAYER	SHOTS	1	2	3	OT	TOT	SAVES	SHOTS	1	2	3	OT	TOT
3 Jennings		2				2	2	Mironov					0
5 U.Samuelsen				1		1	3	Baultin					1
6 Ramsay						0	4	Quintal	1		1		2
7 Mullen			3			3	5	Ulanov		1			1
10 Francis		2	1			3	6	McBean		1			1
15 McEachern		1	1			2	7	Tkachuk			1	2	3
17 Sandstrom						0	10	Zhamnov	2		2		4
20 Daniels						0	15	Gibben					0
24 D.Brown		1	1	3		5	17	Klug					0
25 Stevens			2			2	19	Emerson	1	1			2
28 K.Samuelsen				1		1	20	Domi					0
29 Naulund						0	21	Romanluk	1	1	1		3
32 Tagliacetti		3				3	22	Ysebaert					0
34 G.Brown		1	4			5	25	Steen					0
39 Needham						0	26	Kennedy					0
55 Murphy		1	3	1		5	34	Shannon		1			1
68 Jagr			1	1		2	37	LeBlanc	1				1
82 Straka						0	38	Borsato					0
TOTALS		8	17	9	0	34	TOTALS	6	7	6	0	19	

31 Wregget	SHOTS	6	7	6		19	1	O'Neil	SHOTS	8	17	9	34
MIN	SAVES	5	6	5		16	MIN	592s	SAVES	7	15	7	29
35 Barrasso	SHOTS						35	Bessus	SHOTS				
MIN	SAVES						MIN	SAVES					

TEAM	1	2	3	OT	TOTAL	ASSISTS	PIS	PEN	PPG	ACT	SAVES	
PITTSBURGH	1	2	2		5	8	13	9	24	1	6	0
WINNIPEG	1	1	1		3	6	9	9	24	3	6	0

3 STARS 1. D.Brown 2. Shannon 3. Francis

GAME NO. 65



PITTSBURGH PENGUINS VS 7
BOSTON BRUINS 3
 DATE: MARCH 8, 1994
 PERIOD: 1 2 (FINAL)

GAME NO.	W	L	T	POINTS
66	33	21	12	78
HOME GAME NO.	W	L	T	POINTS
33	19	7	7	45
NHL NO.	ATTENDANCE			
864	17,297			

REFEREE DAN MARQUELLI
 LINESMEN RYAN BOZAK
JERRY PATEMAN

#	PER	TEAM	SCORED BY	ASSIST	ASSIST	TIME	PGH	BOS	E	P	S
1	1	PGH	McEACHERN (11)	BROWN, D		15:12	2-(15)-24-55-82	10-12-17-32-77	✓		
2	2	BOS	BOURQUE (17)	UNASSISTED		4:38	15-17-25-34-66	17-23-26-(77)			✓
3	2	PGH	STRAKA (24)	MURPHY	JAGR	5:37	5-10-55-68-(82)	12-17-20-26-34	✓		
4	2	PGH	STRAKA (25)	BROWN, D	SAMUELSSON	5:58	2-15-24-28-(82)	14-20-21-28-49	✓		
5	2	PGH	LEMIEUX (7)	MURPHY	BROWN, D	9:06	5-15-24-55-(82)	14-18-34-44-49	✓		
6	2	BOS	SMOLINSKI (23)	JUNEAU	DONATO	12:50	5-7-10-17-28	(20)-21-25-32-49	✓		
7	2	BOS	SMOLINSKI (24)	JUNEAU	WESLEY	14:20	5-10-15-28	12-(20)-26-49-77	✓		
8	2	PGH	FRANCIS (23)	JAGR	MULLEN	16:17	2-7-(10)-55-68	10-12-14-17-34	✓		
9	3	PGH	SANDSTROM (18)	STRAKA	BARRASSO	4:06	2-(7)-24-55-82	10-12-17-32-77	✓		
10	3	PGH	STRAKA (26)	BROWN, G	McEACHERN	13:59	6-15-34-(82)	10-12-25-32	✓		
11											
12											
13											
14											
15											
16											
17											

SCORING BY PERIOD					SHOTS ON GOAL					POWER PLAY (GOALS/OPP.)					PENALTIES / MINUTES					
	1ST	2ND	3RD	OT	T	1ST	2ND	3RD	OT	T	1ST	2ND	3RD	OT	T	1ST	2ND	3RD	OT	T
PGH	1	4	2		7	PGH	16	10	10	36	PGH	-	0/3	0/1	0/4	PGH	1/2	2/4	5/10	8/16
BOS	0	3	0		3	BOS	8	15	17	40	BOS	-	1/1	0/2	1/3	BOS	2/4	3/6	4/8	9/18

SHOTS PER PERIOD AND PLUS/MINUS													PENALTIES								
NO.	PITTSBURGH	1	2	3	OT	T	+/-	NO.	BOSTON	1	2	3	OT	T	+/-	PER TEAM	PLAYER	MIN	OFFENSE	TIME	
2	TAMER	1	1	1		3	4	10	KWARTALNOV	1	2			3	-4	1	BOS	KWARTALNOV	2	HOLDING/STICK	2:18
5	SAMUELSSON	2				2	1	12	OATES	1	1			2	-5	1	PGH	MURPHY	2	HOLDING/STICK	2:18
6	RAMSEY						1	14	ROBERTS						-3	1	BOS	JUNEAU	2	HOOKING	19:10
7	MULLEN	2	1			3	0	17	REID	1	2			3	-3	2	BOS	MURRAY	2	BOARDING	1:52
10	FRANCIS	2	1	1		4	1	18	HUGHES						-1	2	BOS	SMOLINSKI	2	HOOKING	3:36
15	McEACHERN	1	2			3	3	20	SMOLINSKI	3	2	1		6	-1	2	PGH	BROWN, G	2	TRIPPING	14:03
17	SANDSTROM	1	1	2		4	-1	21	DONATO	2	1			3	0	2	BOS	McKIM	2	ROUGHING	19:39
20	DANIELS						0	22	STUMPEL						0	2	PGH	SAMUELSSON	2	ROUGHING	19:39
24	BROWN, D		1			1	4	23	HEINZE	1				1	1	3	BOS	WESLEY	2	TRIPPING	1:13
25	STEVENS	3				3	-1	25	STANTON	3				3	0	3	BOS	SWEENEY	2	ROUGHING	5:03
28	SAMUELSSON		1			1	0	26	WESLEY		3			3	0	3	BOS	BOURQUE	2	ROUGHING	5:03
29	NASLUND						0	28	HUSCROFT						-1	3	PGH	SANDSTROM	2	ROUGHING	5:03
34	BROWN, G						0	32	SWEENEY	1	1			2	-2	3	PGH	STEVENS	2	ROUGHING	5:03
39	NEEDHAM						0	34	SHAW	3	3			3	-3	3	PGH	BROWN, G	2	BOARDING	5:21
55	MURPHY	1	1			2	5	44	MURRAY		2			2	-1	3	PGH	STRAKA	2	TRIPPING	8:36
66	LEMIEUX		1	1		2	0	45	McKIM	1				1	0	3	BOS	HUGHES	2	UNSPORTSMAN COND	12:25
68	JAGR	3	1			4	2	49	JUNEAU	1	2			3	-1	3	PGH	SAMUELSSON	2	UNSPORTSMAN COND	12:25
82	STRAKA	1	2	1		4	6	77	BOURQUE	4	2			6	-1						
NO.	PLAYER	1	2	3	OT	T		NO.	PLAYER	1	2	3	OT	T							
35	BARRASSO	8	5	7		40		37	RIENDEAU	6	10	10		36							
MIN	60:00	SAVES	8	2	7	37		MIN	60:00	SAVES	5	6	8	29							
31	WREGETT	SHOTS						30	CASEY	SHOTS											
MIN	SAVES							MIN	SAVES												

NOTES

WITH HIS GOAL AT 13:59 OF THE 3RD PD MARTIN STRAKA RECORDS HIS FIRST NHL CAREER HAT TRICK

OTT	2	QUE	5	FINAL	THREE STARS	TEAM
DAL	4	PHI	3	FINAL NOT	1. STRAKA	PGH
ANA	0	CHI	1	IN 2 ND	2. BROWN, D	PGH
					3. JAGR	PGH



PITTSBURGH PENGUINS VS 2
TORONTO MAPLE LEAFS 4
 DATE: MARCH 10, 1994
 PERIOD: 1 2 **(FINAL)**

HOME (H)	W	L	T	PTS
67	53	22	12	78
HOME GAME NO	W	L	T	PTS
34	19	8	7	45
HOME NO	ATTENDANCE			
878	17,047			

REFEREE MARK FAUCETTE
 LINESMEN JERRY PATRICK
JAY SCAPINELLO

#	PER	TEAM	SCORED BY	ASSIST	ASSIST	TIME	PGH	TOR	E	P	S
1	1	TOR	ANDERSON (14)	ANDREYCHUK	GILMOUR	0:38	5-17-25-18-66	2-4-14-93	✓		
2	1	PGH	BROWN, G (2)	STRAKA	McEACHERN	1:46	6-15-24 (3-11-82)	11-17-20-33-55	✓		
3	2	TOR	ANDERSON (15)	ELLETT	BERENOWSKY	0:45	10-28-66	10-11-55-93	✓		
4	3	PGH	FRANCIS (24)	MULLEN	JARR	7:35	2-7-60-35-68	3-4-14-28-93	✓		
5	3	TOR	EASTWOOD (5)	CLARK	PENROSE	11:07	6-15-24-34-82	2-4-12-17 (32)	✓		
6	3	TOR	ANDREYCHUK (28)	GILMOUR		14:11	10-34-55-64	3-4-9-10-93	✓		
7											
8											
9											
10											
11											
12											
13											
14											
15											
16											
17											

SCORING BY PERIOD					SHOTS ON GOAL					POWER PLAY (GOALS/OPP)					PENALTIES / MINUTES						
	1ST	2ND	3RD	OT	T	1ST	2ND	3RD	OT	T	1ST	2ND	3RD	OT	T	1ST	2ND	3RD	OT	T	
PGH	1	0	1		2	PGH	9	13	16	38	PGH	0/3	0/1	0/1	0/5	PGH	3/6	-	2/4		5/10
TOR	1	1	2		4	TOR	10	15	11	36	TOR	0/1	1/2	1/1	2/4	TOR	3/6	1/2	2/4		6/12

SHOTS PER PERIOD AND PLUS/MINUS													PENALTIES							
NO	PITTSBURGH	1	2	3	OT	T	+/-	NO	TORONTO	1	2	3	OT	T	PER	TEAM	PLAYER	MIN	OFFENSE	TIME
2	TAMER			1		1	1	7	LEFEVRE	2				2	1	TOR	LEMBURE	2	HIGH STICKING	6:11
3	TENNINGS					0	0	3	ROUSE		1			1	1	TOR	MARTIN	2	TRIPPING	8:49
5	SAMUELSSON, U	1	1			2	-1	4	ELLETT	1				1	1	PGH	JARR	2	HIGH STICKING	12:55
6	RAMSEY		1			1	0	9	ANDERSON	2	4			6	0	TOR	ROUSE	2	HOOKING	14:50
7	MULLEN	2	2	1		5	1	10	BERG					0	1	PGH	MULLEN	2	INTERFERENCE	17:35
10	FRANCIS	1	2	2		5	1	11	GREIG					0	1	PGH	SAMUELSSON, U	2	TRIPPING	19:57
12	DEPAWIA							12	PEARSON	1	1			3	1	TOR	ELLETT	2	TRIPPING	11:48
15	McEACHERN			3		3	0	14	ANDREYCHUK		2			2	0	TOR	CLARK	2	HIGH STICKING	0:49
17	SANDESTRM		1			1	-1	17	CLARK	4	2	2		8	0	TOR	ELLETT	2	ROUQUINE	12:46
20	DANIELS					0	0	18	MANDERVILLE		1			1	0	PGH	SANDESTRM	2	ROUQUINE	12:46
24	BROWN, D		1			1	0	20	BUDASHOV	1	1			2	-1	PGH	SAMUELSSON, U	2	SLASHING	18:37
25	STEVENS		1	2		3	-1	21	OSBORNE					1	0					
28	SAMUELSSON, K							25	ZELEL						0					
34	BROWN, G	2		1		3	0	28	HARLOCK		1			1	-1					
35	MURPHY		1			2	3	32	EASTWOOD					1	1					
36	LEMIEUX		3			3	-1	33	MARTIN		1			2	-1					
38	JARR	2	1	2		5	1	55	BERENOWSKY						-1					
37	STRAKA		1	1		2	0	93	GILMOUR	2	1			3	0					
NO	PLAYER	1	2	3	OT	T	NC	PLAYER	1	2	3	OT	T							
35	BARRASSO SHOTS	6	5	1		12	36	35	RHODES SHOTS	9	7	16		38						
MIN	59:34 SAVES	9	4	9		32	MIN	60:00 SAVES	8	3	15		36							
41	WREGGET SHOTS						29	41	POTVIN SHOTS											
MIN	SAVES						MIN	SAVES												

NOTES

YR 2	ROS 2	FINAL IN OT		
YR 4	QUE 4	FINAL WOT	THREE STARS	TEAM
YR 0	PHI 4	FINAL	1. ANDERSON	TOR
YR 2	PHI 8	FINAL	2. RHODES	TOR
			3. FRANCIS	PGH



PITTSBURGH PENGUINS VS 6
 NEW YORK RANGERS 2

DATE: MARCH 12, 1994

PERIOD: 1 2 **FINAL**

GAME NO.	68	34	22	12	POINTS	80
HOME GAME NO.	35	20	8	7	POINTS	47
NHL NO.	889	ATTENDANCE				17,537 (sellout)

REFEREE: PAUL STEWART
 LINESMEN: JERRY PATRAN, RAY SCAPINELLO

#	PER	TEAM	SCORED BY	ASSIST	ASSIST	TIME	PGH	NYR	E	P	S
1	1	NYR	GRAVES (47)	LEETCH		1:51	6-7-34-66	2-9-11-21-28			✓
2	1	PGH	JAGR (27)	LEMIEUX	MURPHY	11:49	10-25-55-66-68	2-9-11-23			✓
3	1	PGH	LEMIEUX (9)	MURPHY	FRANCIS	16:47	7-10-25-55-68	2-9-11-25			✓
4	2	PGH	LEMIEUX (9)	JAGR	SANDSTROM	0:22	5-17-28-66-68	2-9-11-23-28			✓
5	2	PGH	STRAKA (27)	STEVENS	TAGLIANETTI	1:41	24-25-32-55-68	5-10-21-22-27			✓
6	2	PGH	SAMUELSSON K (5)	LEMIEUX	SANDSTROM	13:05	5-17-28-66-68	5-10-17-25-26			✓
7	3	NYR	LEETCH (17)	LARMER	ZUBOV	01:39	10-28-55-66	2-9-11-21-28			✓
8	3	PGH	MCLEACHERN (12)	BROWN, D	STRAKA	15:24	5-16-24-55-82	2-17-19-23-33			✓
9											
10											
11											
12											
13											
14											
15											
16											
17											

SCORING BY PERIOD					SHOTS ON GOAL					POWER PLAY (GOALS/OPP.)					PENALTIES / MINUTES						
	1ST	2ND	3RD	OT	T	1ST	2ND	3RD	OT	T	1ST	2ND	3RD	OT	T	1ST	2ND	3RD	OT	T	
PGH	2	3	1		6	PGH	6	4	8	18	PGH	2/3	0/2	0/1		2/6	PGH	2/4	2/4	5/10	9/18
NYR	1	0	1		2	NYR	18	7	9	34	NYR	1/2	0/1	1/4		2/7	NYR	3/6	1/10	2/4	6/20

SHOTS PER PERIOD AND PLUS/MINUS													PENALTIES								
NO	PITTSBURGH	1	2	3	OT	T	+	NO	NY RANGERS	1	2	3	OT	T	+	PER	TEAM	PLAYER	MIN	OFFENSE	TIME
2	TAMER						0	2	LEETCH	2	3			5	-2	1	PGH	SANDSTROM	2	INTERFERENCE	0:18
5	SAMUELSSON U						3	5	ANDERSSON							1	PGH	MULLEN	2	TRIPPING	3:28
6	BAMSEY						0	9	GRAVES	1	2	1		4	-1	1	NYR	GILBERT	2	HOLDING	11:19
7	MULLEN						0	10	TIRKANEN		2	1		3	-2	1	NYR	BEUKEROM	2	HOLDING	16:18
10	FRANCIS						0	11	MESSIER	4	1			5	-1	1	NYR	BEUKEROM	2	SLASHING	16:18
12	DEPALMA						0	13	NEMCHINOV	1				1	0	2	NYR	HUDSON	10	MATCH PENALTY	2:14
15	MCLEACHERN	1					5	14	NORSTROM					1	0	2	PGH	MURPHY	2	INTERFERENCE	5:08
17	SANDSTROM		1				2	15	HUDSON	1				1	0	2	PGH	JAGR	2	TRIPPING	8:46
20	DANIELS						0	17	GILBERT	1				1	-2	3	PGH	SAMUELSSON U	2	HEADING	0:40
24	BROWN, D	1					2	19	KYPREOS		1			1	-1	3	PGH	BROWN, G	2	HIGHSTICKING	3:50
25	STEVENS						1	21	ZUBOV	3				3	-1	3	NYR	LEETCH	2	HOLDING	12:06
28	SAMUELSSON K						1	22	GARTNER	1	1			2	-1	3	NYR	KARPOTSEV	2	ROUGHING	19:50
32	TAGLIANETTI						0	23	BEUKEROM		1			1	-2	3	PGH	STEVENS	4	ROUGHING	19:50
34	BROWN, G						1	25	KARPOTSEV	1				1	-1	3	PGH	STEVENS	4	ROUGHING	19:50
55	MURPHY	1					2	26	HOCUR						-1						
66	LEMIEUX	1	1				2	27	HANALEV	1				1	-1						
68	JAGR	1					2	28	LARMER	3				4	-1						
82	STRAKA	1					1	33	AMONTE	1				1	-1						
NO	PLAYER	1	2	3	OT	T		NO	PLAYER	1	2	3	OT	T							
35	BARRASSO	8	7	9		34	30	HEALY	6	4	8			18							
MIN	60:00	SAVES	7	7	8	32	MIN	60:00	SAVES	4	1	7		12							
31	WREGGET							35	FIGHTER												
MIN		SAVES						MIN													

NOTES

* MATCH PENALTY - TEAM PLAYS SHORT 5 MINUTES -
 RECORDED AS 10 MINUTES IN PENALTY TIME

THREE STARS	TEAM
DAL 2 HAR 2 FINAL IN OT	1. LEMIEUX PGH
BOS 1 NYR 2 FINAL	2. BARRASSO PGH
	3. JAGR PGH

PITTSBURGH PENGUINS

GAME # 69

March 13, 1994

11,862

DATE

ATTENDANCE

Hartford Whalers 2

Pittsburgh Penguins 3

(35-22-12)

HOME TEAM

VISITORS

RECORD

Kerry Fraser

Kevin Collins, Brian Murphy

REFEREE

LINESMEN

SCORE	GOAL	ASSISTS	ON ICE FOR	AGAINST	TIME	PENALTIES	TIME	
1-0	P- U.Samuelsson (Francis, Stevens)				19:54	P- Stevens (Interference)	6:21	
	P (5,7,10,25,28) H (4,8,16,21,25)					P- U.Samuelsson (Elbowing)	8:16	
	SECOND PERIOD						P- Wregget (Slashing)	9:04
2-0	P- Straka (28) (Francis, Murphy)				14:51	SECOND PERIOD		
	P (5,10,25,55,82) H (10,23,24,44)				PPG	P- Murphy (Hooking)	1:11	
	THIRD PERIOD						H- Verbeek (Goaltender Interference)	8:24
2-1	H- Cassels (11) (Verbeek, Pronger)				14:44	H- Bench (Too Many Men)	13:27	
	H (8,16,21,33,44) P (5,10,15,55)				PPG	H- Pronger (Roughing)	17:12	
3-1	P- Jagr (28) (Murphy, U.Samuelsson)				14:53	P- Taglianetti (Hooking)	19:37	
	P (5,17,55,68,82) H (10,12,14,23,44)					THIRD PERIOD		
3-2	H- Verbeek (33) (Sanderson)				15:51	H- Cassels (Slashing)	0:52	
	H (5,8,16,18,33) P (2,7,10,15,34)					P- Taglianetti (Slashing)	4:21	
						P- Taglianetti (Hooking)	14:20	
						H- Pronger (Slashing) (Double Minor)	18:55	

#	PLAYER	SHOTS	1	2	3	GT	TOI	#	PLAYER	SHOTS	1	2	3	GT	TOI
2	Tamer		1			-1	2	4	Kucera						0
3	Jennings						0	5	Godnyuk		1	2	2		5
5	U.Samuelsson		1			+2	1	8	Sanderson			2	1		3
6	Ramsey						0	10	McCrimmon		1				1
7	Mullen			2		E	2	14	Ranheim						0
10	Francis		1	1		E	2	15	Harkins						0
12	DePalma		1				1	16	Verbeek			1	3		4
15	McEachern		1			-1	2	17	Drury				1		1
17	Sandstrom		2	1		+1	4	18	Kron		2	1	1		4
20	Daniels						0	20	Smyth						0
24	D.Brown						0	21	Cassels		1	2	1		4
25	Stevens					+1	1	22	Janssens						0
28	K.Samuelsson		1			+1	1	23	Lemieux						0
32	Taglianetti						1	24	Storm						0
34	G.Brown					-1	0	25	McGill						0
55	Murphy					+1	0	33	Crowley		3				3
68	Jagr			1	2	+1	3	39	Petrovicky		1				1
82	Straka		1	1	1	+1	3	44	Pronger		2		1		3
TOTALS			9	6	8	0	23	TOTALS			11	8	10	0	29

31	Wregget	SHOTS	11	8	10		29	35	Reese	SHOTS	9	6	8		23
MIN	60:00	SAVES	11	8	8		27	MIN	59:05	SAVES	8	5	7		20
35	Barrasso	SHOTS					1		Burke	SHOTS					
		SAVES								SAVES					



PITTSBURGH PENGUINS VS 4
WASHINGTON CAPITALS 5

DATE: MARCH 15, 1994

PERIOD: 1 2 FINAL IN OT

GAME NO.	W	L	T	POINTS
70	35	23	12	82
HOME GAME NO.	W	L	T	POINTS
36	20	9	7	47
NHL NO.	ATTENDANCE			
905	16,341			

REFEREE ROB SHICK
 LINESMEN HON ASSELSTINE
MARK WHEELER

#	PER	TEAM	SCORED BY	ASSIST	ASSIST	TIME	PGH	WAS	E	P	S
1	1	WAS	BURRIDGE (2)	RIDLEY	PIVONKA	5:31	7-15-32-34	3-6-17-(8)-20			✓
2	1	PGH	STEVENS (34)	MURPHY	JAGR	9:11	7-10-(25)-55-68	3-20-32-34			✓
3	2	WAS	JOHANSSON (6)	JONES	RIDLEY	3:00	5-7-10-25-28	4-(6)-17-18-26			✓
4	2	PGH	MULLEN (35)	FRANCIS	McEACHERN	13:32	7-10-15-25-55	3-6-17-20			✓
5	3	WAS	HUNTER (8)	HARISTICH	JOHANSSON	1:23	5-7-10-25-28	4-6-8-12 (32)			✓
6	3	WAS	BURRIDGE (22)	JONES	RIDLEY	5:21	3-7-10-25-55	4-6-17-(8)-26			✓
7	3	PGH	SANDSTROM (19)	JAGR	MURPHY	7:01	6-(17)-55-68-82	3-8-9-10-34			✓
8	3	PGH	STEVENS (35)	STRAKA	JAGR	11:16	5-(25)-34-68-82	3-4-10-17			✓
9	OT	WAS	BURRIDGE (23)	PIVONKA	RIDLEY	0:40	6-10-24-28-68	4-17-(8)-20-34			✓
10											
11											
12											
13											
14											
15											
16											
17											

SCORING BY PERIOD					SHOTS ON GOAL					POWER PLAY (GOALS/OPP.)					PENALTIES / MINUTES								
	1ST	2ND	3RD	OT	T		1ST	2ND	3RD	OT	T		1ST	2ND	3RD	OT	T		1ST	2ND	3RD	OT	T
PGH	1	1	2	0	4	PGH	14	7	6	0	27	PGH	1/4	1/2	1/1	-	3/7	PGH	7/33	3/6	2/4	-	12/43
WAS	1	1	2	1	5	WAS	7	11	12	2	32	WAS	1/3	0/2	0/1	0/1	1/7	WAS	9/45	4/16	1/2	-	14/63

SHOTS PER PERIOD AND PLUS/MINUS											PENALTIES											
NO	PITTSBURGH	1	2	3	OT	T	+/-	NO	WASHINGTON	1	2	3	OT	T	+/-	PER	TEAM	PLAYER	MIN	OFFENSE	TIME	
2	TAMER		1			1	0	3	COTE	2	1	1	4	-1	1	PGH	BENCH	2	TOO MANY MEN	2:22		
3	TENNINGS						-1	4	HATCHER				1	1	1	4	1	WAS	HUNTER	2	ROUGHING	4:27
5	SAMUELSSON, U						-2	6	JOHANSSON	1	1		2	3	1	PGH	SAMUELSSON, K	2	ROUGHING	4:27		
6	HAMSEY						0	8	HARISTICH				1	1	0	1	PGH	SAMUELSSON, U	2	ROUGHING	4:27	
7	MULLEN	2	2			4	-3	9	POULLIN	1			1	-1	1	PGH	SAMUELSSON, U	10	MISCONDUCT	4:27		
10	FRANCIS	1		2		3	-4	10	MILLER					-1	1	WAS	BURRIDGE	2	HOLDING/STICK	8:56		
12	DE PALMA						0	12	BONDRA	2		2	1	1	1	WAS	BERUBE	2	UNSPORTSMAN COND	10:42		
15	McEACHERN	2				2	0	17	RIDLEY	3	1	4	3	1	1	WAS	BERUBE	5	FIGHTING	10:42		
17	SANDSTROM	1	1			2	1	18	BURRIDGE	1	3	1	5	3	1	WAS	BERUBE	10	MISCONDUCT	10:42		
20	DANIELS		1			1	0	19	CICCONE					0	1	PGH	DE PALMA	5	FIGHTING	10:42		
24	BROWN, D	1				1	-1	20	PIVONKA	1	1		2	1	1	WAS	BENCH	2	UNSPORTSMAN COND	10:42		
25	STEVENS	2	2	1		5	-3	21	KRYGLER	1	1		2	0	1	WAS	HATCHER	2	ROUGHING	13:28		
28	SAMUELSSON, K	1				1	-3	22	HONOWALCHUK					0	1	WAS	BEAUPRE	10	MISCONDUCT	13:28		
32	TAQLIANETTI	1				1	0	26	JONES					2	1	WAS	HUNTER	10	MISCONDUCT	13:28		
34	BROWN, G						0	27	BERUBE					0	1	PGH	DANIELS	10	MISCONDUCT	13:28		
55	MURPHY	3	1	1		5	0	32	HUNTER		1	1	1	1	1	PGH	FRANCIS	2	ELBOWING	17:30		
68	JAGR	1				1	0	34	IAFRATE	2	3	2	7	0	2	WAS	IAFRATE	2	ROUGHING	4:45		
82	STRAKA	1				1	1	36	ANDERSON					0	2	PGH	TAQLIANETTI	2	ROUGHING	4:45		
NO	PLAYER	1	2	3	OT	T	NO	PLAYER	1	2	3	OT	T		2	PGH	BARRASSO	2	HIGH STICKING	4:45		
35	BARRASSO	7	1	1/2	2	3	2	33	BEAUPRE	4	7	6	0	27	2	WAS	HUNTER	2	HOLDING	7:41		
MIN	60:40	SAVES	6	10	6	1	2	MIN	60:40	SAVES	3	6	4	23	2	WAS	HATCHER	10	MISCONDUCT	7:41		
31	WREGGET							35	DAFOE						2	WAS	IAFRATE	2	CROSSCHECKING	13:12		
MIN		SAVES						MIN		SAVES					2	PGH	TAMER	2	HOLDING	15:46		

NOTES

WITH HIS ASSIST AT 7:01 OF THE 3RD PERIOD LARRY MURPHY MOVES INTO 6TH PLACE FOR CAREER POINTS AMONG DEFENSEMEN (897) PASSING BRAD PARK

3 PGH BROWN, G 2 HOOKING 2:09
 3 WAS IAFRATE 2 HOLDING 9:44
 3 PGH BROWN, D 2 HOLDING 18:34
 OT NO PENALTIES

MTD 2 NYI 3 FINAL THREE STARS TEAM



BOSTON BRUINS

VS. PITTSBURGH PENGUINS

DATE MAR. 17, 1994

@ FORDUM



GAME NO.	W	L	T	POINTS
71				
HOME GAME NO.	W	L	T	POINTS
35				
REG NO.	ATTENDANCE			
917	19,448 - SELLOUT # 16			

REFEREE DAN MARZUJELLI

LINESMEN PIERRE GANNON

KENNY COLLINS

PERIOD	TIME	TEAM	SCORED BY	ASSISTS	E	P	S	PLAYERS ON ICE
1	7:20	BOS	D. BROWN 18	SAMUELSSON	X			H 17-20-32-49-77 V 5-6-12-14-25
2	8:28	PIT	FRANCIS 18	MURPHY JAGG	X			H 8-10-12-14-25 V 5-7-12-14-25
3	2:05	BOS	BOURQUE 18	SWEENEY LINEAU	X			H 10-32-49-49-57 V 5-17-55-68-82
4	7:21	PIT	JAGG 29	STRAKA MURPHY	X			H 20-21-23-25-34 V 5-17-55-68-82
5	8:19	BOS	ONTES 27	BOURQUE GUARDALINO	X			H 8-10-12-26-77 V 5-10-15-55
6	8:54	PIT	STRAKA 23		X			H 12-20-32-34-49 V 5-17-55-68-82
7								H V
8								H V
9								H V
10								H V
11								H V
12								H V
13								H V
14								H V
15								H V

RECAP				
GOALS BY PERIOD	1	2	3	OT
BRUINS	0	1	1	2
PENGUINS	2	1	1	4

SHOTS ON GOAL	1	2	3	OT	T
BRUINS	18	14	8		35
PENGUINS	8	5	4		17

POWER PLAY GOALS	PPG IN	ATTEMPTS
BRUINS	1	5
PENGUINS	0	3

PENALTIES	NO.	MIN
BRUINS	4	11
PENGUINS	6	15

*** THREE STARS ***
1. JAGG
2. BOURQUE
3. STRAKA

#	BRUINS	SHOTS					#	PENGUINS	SHOTS					
		1	2	3	OT	T			1	2	3	OT	T	
6	NEELD						2	TAMER	1					
10	GUARDALINO	1	1				3	JENNINGS				1	1	
12	ONTES	2	2				5	SAMUELSSON						
14	ROBERTS						6	RANNEY						
17	REID						7	MULLEN	1		1	1	2	
18	HUKKES	1					8	FRANCIS	1			1	1	
20	SAMUELSSON	1		1			12	OPEN MA						
21	DONATD	3					15	MCLEACHEN		1			1	
23	HGINZE	2	1	1			17	SANDSTRON	1	2		1	3	
24	STANTON			2			24	D. BROWN	2			1	2	
26	WEGLEY	5					8	STEVENS			1	1	1	
28	HUSCROFT						21	NASLUND						
29	SWEENEY	1	2				32	TAGLIANETTI						
34	SHAW	1	1				2	G. BROWN						
35	MARBOIS		1				31	NEEDHAM						
44	MURPHY						8	MURPHY	1			1	1	
49	LINEAU	1	1	1			8	JAGG		1		1	1	
77	BOURQUE	4	1				5	STRAKA	1	1	1	1	3	
89	CARREY						31	WREICHERT						
37	RENDEAU	DNP					32	FERRASSER						

PENALTIES					
PER	TEAM	PLAYER	MIN	OFFENSE	TIME
1	BOS	SAMUELSSON	2	HOLD	5:16 P
1	BOS	WEGLEY	2	HOLD	11:09 P
1	PIT	JENNINGS	2	INTERFERENCE	18:28 P
2	BOS	SHAW	5	FIGHT	9:22 -
2	PIT	TAMER	5	FIGHT	9:22 -
2	PIT	SAMUELSSON	2	HOLD	16:02 B
3	PIT	STEVENS	2	HOLD	2:59 B
3	PIT	SANDSTRON	2	HOLD	6:43 B
3	PIT	JAGG	2	HOLD STICK	13:03 B
3	BOS	BOURQUE	2	HOLD STICK	18:28 P

NOTES:



PITTSBURGH PENGUINS VS 5
VANCOUVER CANUCKS 4

DATE: MARCH 19, 1994

PERIOD: 1 2 **FINAL**

GAME NO.	W	L	T	POINTS
72	37	23	12	86
HOME GAME NO.	W	L	T	POINTS
37	21	9	7	49
NHL NO	ATTENDANCE			
928	17,537 (SELLOUT)			

REFEREE DON MONARSKI
LINESMEN ANDY McELMAN
MARK PARE

#	PER	TEAM	SCORED BY	ASSIST	ASSIST	TIME	PGH	VAN	E	P	S
1	1	VAN	BURE (47)	ODTICK	CRAVEN	0:20	5-7-10-25-28	5-10-21-29-32	✓		
2	1	PGH	SANDSTROM (20)	JAGR	STRAKA	0:51	17-32-55-68-82	5-7-16-24-27	✓		
3	1	PGH	DEPALMA (1)	BROWN, D	McEACHERN	1:53	5-12-15-24-28	5-14-17-23-24	✓		
4	1	PGH	STEVENS (36)	MURPHY	MULLEN	13:33	7-10-15-32-55	6-17-20-26-44	✓		
5	2	VAN	BURE (48)	LUMME	LINDEN	11:50	17-24-32-55	7-10-16-21-27	✓		
6	3	VAN	RONNING (22)	LINDEN	MOMESSO	2:13	2-17-34-68-82	6-10-16-21-27	✓		
7	3	PGH	STRAKA (30)	JAGR	SANDSTROM	6:03	3-17-28-68-82	8-14-20-21-22	✓		
8	3	PGH	McEACHERN (13)	SANDSTROM	TAGLIANETTI	9:11	15-17-32-55-68	7-16-22-24-27	✓		
9	3	VAN	SLEGR (4)	CRAVEN		14:10	3-15-24-39-55	10-22-24-29-32	✓		
10											
11											
12											
13											
14											
15											
16											
17											

SCORING BY PERIOD					SHOTS ON GOAL					POWER PLAY (GOALS/OPP.)					PENALTIES / MINUTES								
	1ST	2ND	3RD	OT	T		1ST	2ND	3RD	OT	T		1ST	2ND	3RD	OT	T		1ST	2ND	3RD	OT	T
PGH	3	0	2		5	PGH	11	15	7		33	PGH	0/1	0/3	-		0/4	PGH	1/2	2/4	-		3/6
VAN	1	1	2		4	VAN	10	12	10		32	VAN	0/1	1/2	-		1/3	VAN	1/2	3/6	-		4/8

SHOTS PER PERIOD AND PLUS/MINUS													PENALTIES								
NO	PITTSBURGH	1	2	3	OT	T	+/-	NO	VANCOUVER	1	2	3	OT	T	+/-	PER TEAM	PLAYER	MIN	OFFENSE	TIME	
2	TAMER						-1	5	MURZYN						-1	1	PGH	JAGR	2	TRIPPING	5:23
3	TENNINGS	1	1			2	0	6	PLAVSIC						0	1	VAN	LUMME	2	INTERFERENCE	5:46
5	SAMUELSSON, V						0	7	RONNING	2	1			3	-1	2	VAN	ODTICK	2	SLASHING	0:36
7	MULLEN	2	1			3	0	8	ADAMS	1				1	-1	2	PGH	TENNINGS	2	SLASHING	3:46
10	FRANCIS	1				1	0	10	BURE	1	4			5	2	2	VAN	ODTICK	2	ROUGHING	8:27
12	DEPALMA	1				1	1	14	COURTNALL	1	1			2	-2	2	PGH	McEACHERN	2	INTERFERENCE	11:10
15	McEACHERN	1	3	2		6	1	16	LINDEN	3	2			5	-1	2	VAN	BABYCH	2	HOOKING	12:11
17	SANDSTROM	3	1	1		5	2	17	CARSON	1	1			2	-2	3		NO		PENALTIES	
24	BROWN, D	1	1			2	0	20	CHARBONNEAU						-2						
25	STEVENS	1	1			2	0	21	LUMME	1				1	1						
28	SAMUELSSON, J					1	1	22	DIRK						-1						
29	NASLUND	1				1	0	23	GELINAS	1				1	-1						
32	TAGLIANETTI					3		24	SLEGR	1	1	3		5	-2						
34	BROWN, G	1				1	-1	26	HUNTER						-1						
39	NEEDHAM	1				1	-1	27	MOMESSO				1	1	-1						
55	MURPHY	2				2	2	29	ODTICK	1	1			2	2						
68	JAGR	1	2			3	2	32	CRAVEN	2	1			3	2						
82	STRAKA	1	1			2	1	44	BABYCH				1	1	-1						
NO	PLAYER	1	2	3	OT	T		NO	PLAYER	1	2	3	OT	T							
35	BARRASSO SHOTS	6	2	6		32	1	35	McLEAN SHOTS	11	5	7		33							
MIN	60:00 SAVES	9	1	8		28		MIN	59:10 SAVES	8	5	5		28							
31	WREGGET SHOTS							35	WHITMORE SHOTS												
MIN	SAVES							MIN	SAVES												

NOTES

LARRY MURPHY RECORDS HIS 900TH NHL CAREER POINT WITH HIS ASSIST AT 13:33 OF THE 1ST PERIOD

NJD 7 BOS 6 IN THE 3RD
HAR 5 PHI 3 FINAL

THREE STARS
1 STRAKA
2 JAGR
3 SANDSTROM

TEAM
PGH

NEW YORK ISLANDERS

PITTSBURGH PENGUINS

March 20, 1994
Nassau Veterans Memorial Coliseum

Home #	72	W	30	L	32	T	9	F	69
NHL #	37	W	19	L	13	T	4	F	42
Attendance	935 15,086								
Game Start	7:08				Game End 10:01				

Referee: PAUL STEWART
 Linesmen: GORD BROSEKER, PAT DAPUZZO
 Video Replay Judge: DAVE SHEA

FINAL

#	PER	TEAM	TIME	SCORED BY	ASSISTS	P	S	PLAYERS ON ICE
1	1	NY	16:49	Thomas (30)	Turgeon King	X		H 7-11-27-77-32 V 3-55-7-10-25
2	2	P	17:45	Stevens (37)	Francis Jagr	X		H 7-11-39-15 V 4-55-68-10-25
3	3	P	16:42	Mullen (30)	Jagr Wregget	X		H 2-11-27-77-32 V 3-55-7-68-15
4								H V
5								H V
6								H V
7								H V
8								H V
9								H V
10								H V
11								H V
12								H V
13								H V
14								H V
15								H V

GOALS BY PER.	1	2	3	OT	F
PENGUINS	0	1	1		2
ISLANDERS	1	0	0		1

SHOTS	1	2	3	OT	F
PENGUINS	12	10	13		35
ISLANDERS	14	5	9		28

POWER PLAY	TIME	FPG	ATT	SH
PENGUINS	3:40	1	3	0
ISLANDERS	6:04	0	4	0

PENALTIES	#	MI	MA	MIS	PIM
PENGUINS	5	5	0	0	10
ISLANDERS	4	4	0	0	8

*****THREE STARS*****

1. JOE MULLEN
2. RON HEXTALL
3. KEN WREGGET

selected by
JEFF WILLIAMS

#	PENGUINS						#	ISLANDERS						
	1	2	3	OT	T	+		1	2	3	OT	T	+	
2	TAMER				0		2	LUONGO	1	1			2	-1
3	JENNINGS	2	2	1		3	-1	1	LACHANCE			1		-1
4	HAWOOD	1	1	2		4		1	KASPARIKIS					0
28	K.JAMMELSSON					0		23	MALAKHOV	2	1	1		4
6	RAMSEY					0		28	KURVERS			1		1
34	B.BROWN	2	3			5	+1	37	VASCE					0
55	MURPHY	1				2		8	MALEY					0
7	MULLEN			1		1		12	VUKOTA					0
10	FRANKIS	1	1			2	-1	15	DALCARNO	1	1			2
12	D.PALMA					0		17	KADINSKY		1	1		2
15	McEACHERN	1	1	3		5	+1	20	FERRARO	1				1
17	SANDSTROM	2				2		24	AETON					0
24	D.BROWN	2	1			3		26	FLATLEY	1	1			2
25	STEVENS	2	1			3	-1	27	KING		2			2
29	NASLUND	1				1		32	THORP	3				3
39	NEEDHAM			1		1		33	HOGUE	2	1			3
43	JAGR		1			1	+1	39	GREEN	1				1
82	STRAKA					0		77	TURGEON	2	1	1		4
	GOALIE	MIN	SH	SV	GA				GOALIE	MIN	SH	SV	GA	
31	WREGGET	60	28	27	1			72	HEXTALL	37	22	33	33	2
35	BARRASSO							21	MOLLENBACH					0
	EMPTY NET								EMPTY NET	38	0	0	0	0

P TEAM	PLAYER	MIN	INFRACTION	TIME	PP
1 P	Straka	2	Tripping	2:07	NY1
2 P	Francis	2	Elbowing	3:54	NY2
2 NY	Hogue	2	High Sticking	16:09	P1
3 P	Hawood	2	Holding	1:45	NY3
3 NY	Turgeon	2	Interference	1:49	P2
3 NY	Flatley	2	Tripping	14:25	P3
3 NY	Vaske	2	High Sticking	16:08	
3 P	Stevens	2	Goalie Interfere	16:08	
3 P	D.Brown	2	High Sticking	17:21	NY4

N
O
T
Hexfall out 19:22 3rd Period.



PITTSBURGH PENGUINS VS 2
 SAN JOSE SHARKS 2

DATE: MARCH 22, 1994

PERIOD: 1 2 **FINAL IN OT**

GAME NO.	W	L	T	POINTS
74	38	23	13	89
HOME GAME NO.	W	L	T	POINTS
38	21	9	8	50
NHL NO.	ATTENDANCE			
943	16,595			

REFEREE LANCE ROBERTS
 LINESMEN ANDY McELMAN
JERRY PATEMAN

#	PER	TEAM	SCORED BY	ASSIST	ASSIST	TIME	PGH	SJ	E	P	S
1	1	SJ	MAKAROV (26)	LARIONOV	GARPENLOV	10:10	2-17-22-28	6-7-8-10 (24)			✓
2	2nd	PO	NO	SCORING							
3	3	PGH	LEMIEUX (10)	JAGR	SANDSTROM	6:09	5-17-34 (66)-68	6-7-8-14-17			✓
4	3	PGH	MC EACHERN (14)	LEMIEUX	TOCCHET	10:44	4-(16)-22-34-66	11-22-27-40-41			✓
5	3	SJ	ELIK (18)	OZOLINSH	DAHLEN	12:36	15-22-32-55-82	6-11-22 (29)-40			✓
6	OT		NO	SCORING							
7											
8											
9											
10											
11											
12											
13											
14											
15											
16											
17											

SCORING BY PERIOD					SHOTS ON GOAL					POWER PLAY (GOALS/OPP.)					PENALTIES / MINUTES								
	1ST	2ND	3RD	OT	T		1ST	2ND	3RD	OT	T		1ST	2ND	3RD	OT	T		1ST	2ND	3RD	OT	T
PGH	0	0	2	0	2	PGH	11	8	16	4	39	PGH	0/1	0/1	-	-	0/2	PGH	1/2	-	-	-	1/2
SJ	1	0	1	0	2	SJ	6	8	12	1	27	SJ	1/1	-	-	-	1/1	SJ	1/2	1/2	-	-	2/4

SHOTS PER PERIOD AND PLUS/MINUS												PENALTIES								
NO	PITTSBURGH					+	-	NO	SAN JOSE					+	-	PER TEAM	PLAYER	MIN	OFFENSE	TIME
2	TAMER					0	4	MORE					0	1	SJ	PEDERSON	2	HOLDING	1:32	
4	HAWOOD					1	6	OZOLINSH					2	0	1	PGH	SAMUELSSON	2	CROSS-CHECKING	8:35
5	SAMUELSSON, U.	1	1	2	1	7	LARIONOV	1	1	2	-1	2	3	SJ	MORE	2	HOOING	5:30		
7	MULLEN		2	1	3	0	8	NORTON				1	3					NO PENALTIES		
10	FRANCIS	1	3	4	0	9	BUTJAYEV				0	0	OT					NO PENALTIES		
15	MC EACHERN	2	2	4	0	10	GARPENLOV				0									
17	SANDSTROM	1	2	3	1	11	DUCHESNE	1			1	0								
22	TOCCHET	1	1	2	0	12	ERREY					0								
24	BROWN, D.	1		1	0	13	BAKER			1	1	2	0							
25	STEVENS	1	2	1	1	5	14	WHITNEY			2	2	-1							
28	SAMUELSSON, K.					0	17	FALLOON		1	1	2	-1							
32	TAGLIAMETTI	1	1	2	-1	22	DAHLEN	1	2	2	5	0								
33	McKENZIE					0	24	MAKAROV	1	3	1	5	0							
34	BROWN, G.	1	2	3	2	27	ELIK			2	2	0								
55	MURPHY			1	1	-1	37	GAUDREAU	1		1	0								
66	LEMIEUX	1	2	3	2	40	RATHJE			1	1	0								
68	JAGR	2	2	1	5	1	41	PEDERSON		1	1	-1								
82	STRAKA	1			1	-1	44	CRONIN				0								
NO	PLAYER	1	2	3	OT	T	NO	PLAYER	1	2	3	OT	T							
35	BARRASSO SHOTS	6	8	12	1	27	32	IRBE SHOTS	11	8	16	4	39							
MIN	65:00 SAVES	5	8	11	1	25	MIN	65:00 SAVES	11	8	14	4	37							
31	WAGGOT SHOTS						31	FLAHERTY SHOTS												
MIN	DNP SAVES						MIN	DNP SAVES												

NOTES

BOS 3 QUE 5 F
 TB 4 NYI 5 F IN OT
 HFT 1 WSH 4 F
 CHT 1 DET 3 F

THREE STARS . . . TEAM



PITTSBURGH PENGUINS VS 5
OTTAWA SENATORS 1

DATE: MARCH 24, 1994

PERIOD: 1 2 (FINAL)

GAME NO.	75	W	39	23	13	POINTS	91	
HOME GAME NO.	39	W	22	9	8	POINTS	52	
ATTENDANCE	458	AFFILIATE					16,058	

REFEREE: Ron Hoggarth
LINESMEN: Andy Coleman, Jerry Pateman


#	PER	TEAM	SCORED BY	ASSIST	ASSIST	TIME	PGH	OTT	E	P	S
1	1	PGH	LEMIEUX (11)	SANDSTROM	SAMUELSSON, U	10:23	5-17-28 (60) 68	6-21-27-61-91	✓		
2	2	OTT	MALLETTE (7)	TURGEON	DAISLE	7:19	5-7-10-25-34	6 (18) 29-61-91	✓		
3	2	PGH	FRANCIS (24)	UNASSISTED		11:56	(10) 25-55-66-68	6-27-34-91	✓		
4	2	PGH	MCEachern (15)	SAMUELSSON, U	SANDSTROM	13:07	5 (5) 17-24-28	6-7-17-19-21	✓		
5	2	PGH	SANDSTROM (21)	SAMUELSSON, K	SAMUELSSON, U	17:41	5 (7) 22-28-82	7-9-11-19-24	✓		
6	3	PGH	MCEachern (16)	UNASSISTED		8:16	2 (5) 22-24-34	20-24-34-61-91	✓		
7											
8											
9											
10											
11											
12											
13											
14											
15											
16											
17											

SCORING BY PERIOD					SHOTS ON GOAL					POWER PLAY (GOALS / OPP)					PENALTIES / MINUTES						
	1ST	2ND	3RD	OT	T	1ST	2ND	3RD	OT	T	1ST	2ND	3RD	OT	T	1ST	2ND	3RD	OT	T	
PGH	1	3	1		5	PGH	13	14	14	41	PGH	0/1	1/2	-	1/3	PGH	-	3/6	2/7		5/13
OTT	0	1	0		1	OTT	7	8	9	24	OTT	-	0/1	-	0/1	OTT	1/2	4/8	4/17		9/37

SHOTS PER PERIOD AND PLUS/MINUS											PENALTIES											
NO	PITTSBURGH	1	2	3	OT	T	+/-	NO	OTTAWA	1	2	3	OT	T	+/-	PER	TEAM	PLAYER	MIN	OFFENSE	TIME	
2	TAMER			1		1	1	6	DINEEN			2		2	-1	1	OTT	TURGEON	2	INTERFERENCE	4:54	
4	HAWGOOD	1				1	2	0	QUINN						-2	2	PGH	STEVENS	2	HOLDING / STICK	1:34	
5	SAMUELSSON, U						2	9	MAYER	1	1				2	-1	2	OTT	LEROUX	2	HOLDING	10:53
7	MULLEN	1				2	3	-1	LOEWEN						0	2	OTT	LEROUX	1	ROUGHING	10:53	
10	FRANCIS		1			1	2	-1	DAVYDOV		1			1	0	2	PGH	TOCCHET	2	ROUGHING	10:53	
15	MCEachern	1	2			3	4	2	MCLLWAIN	1	1			2	-2	2	PGH	TAGLIAMETTI	2	ROUGHING	10:53	
17	SANDSTROM	2	2			4	3	18	MALLETTE	1	1			2	1	2	OTT	DINEEN	2	HOOKING	14:05	
22	TOCCHET		2	1		3	2	19	YASHIN	1	2			3	-2	3	OTT	LEROUX	5	FIGHTING	4:25	
24	BROWN, D	1	1			2	3	2	MCBAIN	1				1	-1	3	PGH	McKENZIE	5	FIGHTING	4:25	
25	STEVENS	1	1			2	3	-1	VIAL	1	1			2	-2	3	OTT	VIAL	2	ROUGHING	5:46	
28	SAMUELSSON, K		1			1	3	23	BOLVIN						0	3	PGH	FRANCIS	2	ROUGHING	5:46	
32	TAGLIAMETTI	1				1	0	24	BONROYD	1	1			3	-2	3	OTT	DAVYDOV	10	MISCONDUCT	12:24	
33	McKENZIE						0	27	BOURQUE	1				1	-1	3	OTT	DAVYDOV	10	GAME MISCONDUCT	12:24	
34	BROWN, G						0	29	LEROUX	1				1	1							
55	MURPHY		1			1	0	33	MURRAY						0							
66	LEMIEUX	3	2			5	1	34	RUMBLE		1			1	-1							
68	JAGR	1	1	5		7	1	61	TURGEON	1				1	-1							
82	STRANA	1				1	1	91	DAISLE	1	1			2	-1							
NO	PLAYER	1	2	3	OT	T		NO	PLAYER	1	2	3	OT	T								
35	BARRASSO	7	8	9		24	1	BILLINGTON	3	4	14			41								
MIN	60:00	SAVES	7	7	9	23	MIN	60:00	SAVES	12	11	13		36								
31	WREGGET							30	MADLEY													
MIN		SAVES						MIN														

NOTES

ANA 3 BOS 5 FINAL
FLA 3 PHI 4 FINAL
THREE STARS TEAM
1 McEachern PGH



CALGARY FLAMES

VS. PITTSBURGH PENGUINS

DATE MARCH 26, 1994

START : 6:10
FINISH : 8:49

GAME NO:	76	37	27	12	POINTS	86
HOME GAME NO:	39	22	12	5	POINTS	49
NHL NO	974	ATTENDANCE		20,230	50 th 11	

REFEREE TERRY GROSSON
LINESMEN LYLE SEIVE
MARK WNEICER

GOAL #	PERIOD	TIME	TEAM	SCORED BY	ASSISTS	E	P	S	PLAYERS ON ICE
1	1	2:07	PIT	LEMBUEX 12	JAGR	✓			H 6:33-22-29-32 V 5:28-17(46)-68
2		6:39	CAL	MACHONIS 25	SULLIVAN OTTO	✓			H 8:18-29-32 V 5:28-66-68
3		10:39	CAL	ROBERTS 37	ZALAPSKI REICHEL	✓			H 2:33(18)-14-26 V 8:55-7-10
4		13:50	PIT	STEVENS 38	JAGR LEMIBUX	✓			H 2:18-14-29 V 5:55(25)-66-68
5		17:32	PIT	McEACHERN 17	SANDSTROM MULLEN	✓			H 6:33-11-12-22 V 2:55-7(65)-17
6	3	1:06	CAL	FLEURY 33	ZALAPSKI	✓			H 6:33-18(14)-92 V 32:55-7-10-25
7		15:27	CAL	ROBERTS 39	FLEURY NYLANDER	✓			H 4:39(10)-14-92 V 5:28-25-66-68
8		19:06	CAL	REICHEL 36	ROBERTS FLEURY	✓			H 2:33-15-14(26) V 7:55-10-25-66-68
9									H V
10									H V
11									H V
12									H V
13									H V
14									H V
15									H V

RECAP					
GOALS BY PERIOD	1	2	3	OT	T
FLAMES	2	0	3		6
PENGUINS	3	0	0		3

SHOTS ON GOAL					
	1	2	3	OT	T
FLAMES	10	10	13		33
PENGUINS	15	6	10		31

POWER PLAY GOALS			PPG IN	ATTEMPTS
FLAMES		1		3
PENGUINS		1		2

PENALTIES			NO.	MIN.
FLAMES		6		15
PENGUINS		7		17

- *** MALDEN THREE STARS ***
- GARY ROBERTS
 - MARIO LEMIEUX
 - THEODOR FLEURY

JONNY GARRATT - HNIC

#	FLAMES	SHOTS					#	PENGUINS	SHOTS					
		1	2	3	OT	T			1	2	3	OT	T	
30	VEARON						36	BARRASSO						
6	PATRICK						5	U. SAMUELSSON	1				-1	1
33	ZALAPSKI	1					28	K. SAMUELSSON	1				-1	1
29	OTTO		1	2			66	LEMBUEX	1	4			-2	5
32	SULLIVAN		2	1			17	SANDSTROM			1		1	1
22	STERN			1			68	JAGR	3	2	1		-2	6
8	MACHONIS	3	1	3			2	TAMER	1				-1	1
4	JAHN		1	1			4	HAUGROD	1		1		-1	2
10	ROBERTS	1		1			7	MULLEN					E	
11	KISIA						10	FRANCIS	2				-2	2
12	KASSE						15	McEACHERN	2	2			11	4
13	TIMBY	1		1			24	D. BROWN						
17	FLEURY	1		2			25	STEVENS	2				-3	2
15	MCCARTHY						29	NASUND						
17	WALZ		1				32	TALLIARETTI			2		-1	2
18	YAMNEY			1			33	McKENNIE		1				1
26	REICHEL	1		1			34	G. BROWN			1			1
37	KECHNER	2	1				55	MURPHY	1				-1	1
22	NYLANDER			1			62	STRAKA			1			1
31	KIDD						31	WREGLER						

PENALTIES					
PER	TEAM	PLAYER	MIN.	OFFENSE	TIME
1	PIT	McEACHERN	2	HOOK	4:19
	PIT	BARRASSO	2	UNSPORT CONDUCT	6:24
	CAL	NYLANDER	2	UNSPORT CONDUCT	6:24
	PIT	TAMER	2	ROUGH	9:11
	CAL	ZALAPSKI	2	INTERFERENCE	11:55
	PIT	TALLIARETTI	2	INTERFERENCE	14:11
2	CAL	ZALAPSKI	2	HOOK	11:03
3	PIT	McKEUBIE	5	FIGHT	1:11
	CAL	MCCARTHY	5	FIGHT	1:11
	PIT	SANDSTROM	2	ROUGH	3:06
	CAL	STERN	2	ROUGH	3:06
	PIT	SANDSTROM	2	ROUGH	19:32
	CAL	FLEURY	2	ROUGH	19:32

NOTES: 10 10 13 33 15 6 10 31

PPH / PPH 2/4 1/2 3/4 4/8 0/0 3/4
PPG / ATT 1/8 0/0 0/0 1/1 0/1 0/0

BARRASSO OUT AT 18:55, RETURNED AT 19:06
OUT AT 19:25, IN 19:32, OUT 19:48



EDMONTON OILERS

VS. PITTSBURGH PENGUINS

DATE SUNDAY MARCH 27, 1994

PITTSBURGH RECORD HOME 22 9 8 52PTS

ROAD 17 16 5 39PTS VIDEO GOAL JUDGE-GEORGE

RECAP PLASHKA

GAME NO.	W	L	T	POINTS
76	21	43	12	54
HOME GAME NO.	W	L	T	POINTS
40	16	21	3	35
HOME NO.	ATTENDANCE			
983	15,064			

REFEREE DENIS MOREL

LINESMEN MIKE CVIK

SWEDE KNOX

ROAD 17 16 5 39PTS VIDEO GOAL JUDGE-GEORGE

PERIOD	TIME	TEAM	SCORED BY	ASSISTS	E	P	S	PLAYERS ON ICE
1	8:22	EDM	MALTRY 9	MARK ARNOTT	E			# 21, 32, 7, 18, 37, 30 # 2, 34, 17, 35, 02, 31
2	13:11	PIT	McEACHERN 18	MURPHY TOCCHET	S			# 2, 15, 12, 33, 39, 30 # 6, 55, 15, 22, -, 31
3	19:20	EDM	OLAUSSON 9	McAMMOND	E			# 2, 15, 18, 37, -, 30 # 5, 28, 15, 68, -, 31
4	2:34	EDM	GRIEVE 11	STAPLETON	E			# 21, 32, 8, 25, 34, 30 # 2, 34, 7, 10, 68, 31
5	6:58	EDM	WEIGHTS 24	RICE PEARSON	E			# 21, 32, 7, 12, 33, 39 # 5, 55, 7, 15, 17, 31
6	8:09	EDM	PEARSON 18	WEIGHTS	P			# 15, 21, 12, 33, 39, 30 # 3, 28, 7, 10, -, 31
7	9:51	PIT	MULLEN 37	STEVENS FRANCIS	P			# 21, 22, 16, 36, -, 30 # 4, 55, 7, 10, 25, 31
8	13:54	PIT	FRANCIS 27	JAGR HAWGOOD	E			# 20, 22, 12, 33, 39, 30 # 4, 55, 7, 10, 68, 31
9								H
10								V
11								H
12								V
13								H
14								V
15								H

SHOTS BY PERIOD	1	2	3	OT	T
OILERS	1	1	3		5
PENS	0	1	2		3

SHOTS ON GOAL	1	2	3	OT	T
OILERS	15	14	13		42
PENS	9	15	21		45

POWERPLAY GOALS	PPG	ATTEMPTS
OILERS	1	9
PENS	1	5

PENALTY	PP	PPG	PPA	PPS	PPD
OILERS	9	29	7	1	1
PENS	13	37	11	1	1

- MOLSON CANADIAN
- *** THREE STARS ***
- BILL RANFORD
 - SCOTT PEARSON
 - DEAN McAMMOND

CHOSEN BY SCOTT JOHNSTON-630 CHED

#	OILERS	SHOTS					#	PENGUINS	SHOTS					
		1	2	3	OT	T			1	2	3	OT	T	
30	RANFORD *					+1	31	WREGGET *						-2
2	BEERS	1	2	1		E	2	TAMER						-2
7	ARNOTT AC*	2	1			+2	3	JENNINGS			7			E
8	CIGER	1	2			+1	4	HAWGOOD		1	2			+1
12	RICE		1	1		-1	5	ISAMUELISSON*						-2
15	OLAUSSON		1			E	6	RAMSEY						+1
16	BUCHBERGER AC*		1			E	7	MULLEN			1			-1
17	THORNTON					E	10	FRANCIS AC	1	1	4			E
18	MALTRY *	1				+2	15	McEACHERN*	1	2				-1
20	MIRONOV *	1		1		-1	17	SANDSTROM	1	2				-2
21	KRAVCHUK	4		1		+3	22	TOCCHET AC*	1	2				+1
22	RICHARDSON*	2	1			-1	25	STEVENS AC*	2	2				E
25	STAPLETON	2	1			+1	28	ISAMUELISSON*	1	1				-1
32	MARK		1			+3	29	NASLUND		1				E
33	PEARSON		1	2			33	McKENZIE	2					-1
34	GRIEVE	2	1			+1	34	BROWN			1			-2
36	MARCHANT		1			E	55	MURPHY	1	2	3			+1
37	McAMMOND *	1	1			+2	68	JAGR	1	3	5			-1
39	WEIGHT	2	1			-1	82	STRAKA						-1
31	BRAITHWAITE					DNP	35	BARRASSO						DNP

NOTES
WREGGET OUT AT 59:00

PER	TEAM	PLAYER	MIN	OFFENSE	REASON	TIME
1	EDM	McAMMOND	2		TRIPPER	0:49
1	PIT	JAGR	2		HOOKING	1:06
1	PIT	HAWGOOD	2		HOOKING	11:05
2	PIT	ISAMUELISSON	2		CROSSCHECK	60:32
2	EDM	OLAUSSON	2		HOOKING	2:33
2	PIT	HAWGOOD	2		HOOKING	7:54
2	PIT	STEVENS	2		ELBOWING	11:02
2	PIT	STEVENS	5		FIGHTING	11:02
2	EDM	THORNTON	2		INSTIGATOR	11:02
2	EDM	THORNTON	5		FIGHTING	11:02
2	EDM	THORNTON	10		SAME MISC	11:02
2	PIT	NASLUND	2		TRIPPING	11:12
2	PIT	JENNINGS	2		TRIPPING	14:43
2	PIT	BENCH-7	2		TOO MANY MEN	15:13
2	EDM	PEARSON	2		ROUGHING	18:08
2	PIT	SANDSTROM	2		TRIPPING	19:07
3	PIT	ISAMUELISSON	2		UNSPORTSMANLY	6:58
3	PIT	ISAMUELISSON	1		MISCONDUCT	6:58
3	EDM	BEERS	2		HOOKING	9:09
3	PIT	TOCCHET	2		ROUGHING	10:32
3	EDM	MALTRY	2		ROUGHING	10:32
3	EDM	MARK	2		TRIPPING	15:47

#	NAME	PP	PPG	PPA	PPS	PPD
30	RANFORD	6	4	4	3	3
31	WREGGET	5	4	2	3	5

PITTSBURGH PENGUINS

GAME # 78

March 30, 1994

16,150 (sellout)

DATE

ATTENDANCE

Vancouver Canucks 1

Pittsburgh Penguins 3

(40-25-13)

HOME TEAM

VISITORS

RECORD

Rob Shick

Brad Lazarowich, Mark Wheeler

REFEREE

LINESMEN

SCORE	GOAL	ASSISTS	FOR	AGAINST	TIME	PENALTIES	TIME
1-0	P- Murphy (16)	(Lemieux, Francis)	V (4,24,32)		13:37	P- Jennings (Roughing)	1:53
	P (10,25,55,66,68)				PPG	V- Diduck (Roughing)	1:53
2-0	P- Hawgood (6)	(Stevens, Jagr)	V (5,15,21,25)		15:25	P- Jagr (Tripping)	3:01
	P (4,25,34,66,68)				PPG	V- Diduck (Interference)	10:26
SECOND PERIOD							
2-1	V- Bure (55)	(Lumme, Brown)	V (7,10,16,21,22)		8:43	V- Courtnall (Slashing)	11:44
	V (7,10,16,21,22)				PPG	V- Brown (Holding)	13:27
THIRD PERIOD							
3-1	P- McEachern (19)	(Francis, U.Samuelsso)	V (10,17,21,27,32)		5:36	P- Barrasso (Slashing)	15:44
	P (5,10,15,28)				SHG	P- K.Samuelsso (Hooking)	19:24
SECOND PERIOD							
						V- Odjick (Roughing)	19:24
						P- Stevens (Holding)	4:17
						P- K.Samuelsso (Misconduct)	4:17
						P- G.Brown (Cross Checking)	5:52
						V- Courtnall (Interference)	5:52
						P- Stevens (Holding)	6:52
						P- U.Samuelsso (Roughing)	7:17
						V- Carbonneau (Tripping)	10:08
						V- Diduck (Holding)	12:51
						P- G.Brown (High Sticking)	15:12
THIRD PERIOD							
						P- Lemieux (Slashing)	4:18
						P- McKenzie (Holding)	9:31
						V- Courtnall (Holding)	13:21

#	PLAYER	SHOTS	1	2	3	OT	TOT	#	PLAYER	SHOTS	1	2	3	OT	TOT
3	Jennings						0	4	Diduck						0
4	Hawgood	2					2	5	Murzyn						0
5	U.Samuelsso					+1	0	7	Ronning	1	2	1			4
7	Mullen	1					1	8	Adams	1					1
10	Francis					+1	0	10	Bure	3	1	2			6
15	McEachern	1			1	+1	2	14	Courtnall	1		1			2
17	Sandstrom			2			2	15	McIntyre		1				1
22	Tocchet						0	16	Linden	1					1
25	Stevens						0	17	Canson	2		1			3
28	K.Samuelsso					+1	0	20	Charbonneau						0
29	Nastlund						0	21	Lumme			1			1
32	Tagliaretti						0	22	Brown	2		1			3
33	McKenzie						0	24	Siegr						0
34	G.Brown						0	25	Lafayette		1	2			3
55	Murphy	2	1	1			4	27	Momesko			1			1
66	Lemieux	1	2	1			4	29	Odjick	1					1
68	Jagr	1		3			4	32	Craven						0
82	Straka		2				2	44	Babych				1		1
TOTALS		8	5	8	0		21	TOTALS		12	5	11	0		28

35	Barrasso	SHOTS	12	5	11		28	35	Whitmore	SHOTS	8	5	8		21
MIN	60:00	SAVES	12	4	11		27	MIN	60:00	SAVES	6	5	7		18
31	Wregget	SHOTS						1	McLean	SHOTS					
MIN		SAVES						MIN		SAVES					

TEAM	1	2	3	OT	TOTAL	ASSISTS	PIS	PTN	PPM	PG	ATT	SHO
PITTSBURGH	2	0	1		3	6	9	12	32	2	6	1
VANCOUVER	0	1	0		1	2	3	9	18	1	8	0

3 STARS 1. Barrasso 2. U.Samuelsso 3. Lumme

PITTSBURGH PENGUINS

GAME # 79

April 3, 1994
DATE

17,224
ATTENDANCE

IN CLEVELAND

Pittsburgh Penguins 6
HOME TEAM

Boston Bruins 2
VISITORS

(41-25-13)
RECORD

Lance Roberts
REFEREE

Bob Hodges, Jerry Pateman
LINESMEN

SCORE	GOAL	ASSISTS / ON ICE FOR	AGAINST	TIME	PENALTIES	TIME
1-0	P- Taglianetti (2) (Tocchet)			4:01	P- Sandstrom (Elbowing)	6:12
	P (22,25,32,55,82) B (17,20,26,33,43)				B- Heinze (Fighting)	9:03
2-0	P- Stevens (39) (Jagr, Lemieux)			15:27	P- U.Samuelsson (Roughing)	9:03
	P (6,25,28,66,68) B (12,23,32,34,44)				P- U.Samuelsson (Fighting)	9:03
3-0	P- Lemieux (13) (Francis, Murphy)			16:49	P- Tocchet (Roughing)	11:19
	P (10,25,55,66,68) B (12,17,26,43)			PPG	B- Hughes (Roughing)	11:19
	SECOND PERIOD				B- Hughes (Holding)	15:54
3-1	B- Wesley (13) (Donato, Oates)			0:32	P- McEachern (Hooking)	18:28
	B (12,21,26,43,44) P (5,7,10,15,28)				SECOND PERIOD	
3-2	B- Marios (5) (Smolinski, Reid)			11:36	B- Smolinski (Slashing)	4:16
	B (17,20,26,33,43) P (6,10,15,33,55)				B- Hughes (Fighting)	8:41
4-2	P- Lemieux (14) (Tocchet, Francis)			13:56	B- Knipscheer (Roughing)	8:41
	P (10,22,25,55,66) B (12,17,26,43)			PPG	P- Taglianetti (Fighting)	8:41
5-2	P- Mullen (38) (Sandstrom, Taglianetti)			15:09	P- Mullen (Roughing)	8:41
	P (7,17,32,55,82) B (6,21,32,44,48)				B- Knipscheer (Holding the Stick)	13:17
	THIRD PERIOD				THIRD PERIOD - NO PENALTIES	
6-2	P- Stevens (40) (Jagr, Lemieux)			5:01		
	P (4,25,34,66,68) B (17,20,26,33,44)					

#	PLAYER	SHOTS	1	2	3	OT	TOT	#	PLAYER	SHOTS	1	2	3	OT	TOT
4	Hawgood						0	6	Featherstone						0
5	U.Samuelsson						0	12	Oates				1		1
6	Ramsey						0	16	Stewart			1	3		4
7	Mullen			1	1		2	17	Reid	2					2
10	Francis			1	1		2	18	Hughes				1		1
15	McEachern						0	20	Smolinski	1	1				2
17	Sandstrom		1	2	2		5	21	Donato		2	1			3
22	Tocchet		1	2			3	23	Heinze		3	1			4
25	Stevens		1	2	1		4	26	Wesley		2	1			3
28	K.Samuelsson			1			1	28	Huscroft						0
32	Taglianetti		4	1	1		6	29	Gruden	1					1
33	McKenzie				1		1	32	Sweeney	2	2				4
34	G.Brown				2		2	33	Marios		1				1
44	Patterson						0	34	Shaw	2	1	1			4
55	Murphy						0	43	Iafrate	2	1				3
66	Lemieux		4	2	2		8	44	Murray	1	4	1			6
68	Jagr				1		1	45	McKim	1					1
82	Straka			1	1		2	48	Knipscheer		2				2
	TOTALS		11	13	13	0	37		TOTALS	12	20	10	0	0	42

35	Barrasso	SHOTS	12	20	10		42	30	Casey	SHOTS	11				11
MIN	60:00	SAVES	12	18	10		40	MIN	16:49	SAVES	8				8
31	Wregget	SHOTS						37	Riendeau	SHOTS		13	13		26
MIN		SAVES						MIN	43:11	SAVES		11	12		23

TEAM	1	2	3	OT	TOTAL	ASSISTS	PTS	PEN	PIM	PPG	ATT	SHG
PITTSBURGH	3	2	1		6	11	17	7	20	.2	3	0
BOSTON	0	2	0		2	4	6	7	15	0	3	0

3 STARS 1. Lemieux 2. Stevens 3. Barrasso



PITTSBURGH PENGUINS VS 2
TAMPA BAY LIGHTNING 1

DATE: APRIL 4, 1994

PERIOD: 1 2 **FINAL**

GAME NO.	W	L	T	POINTS
80	42	25	13	97
HOME GAME NO.	W	L	T	POINTS
41	24	9	8	56
NHL NO.	ATTENDANCE			
1025	16,866			

REFEREE KERRY FRASER
LINESMEN JERRY PATRICK
LEON STICKLE

#	PER	TEAM	SCORED BY	ASSIST	ASSIST	TIME	PGH	TBL	E	P	S
1	1	TBL	ELYNIK (13)	CREIGHTON		2:21	4-15-34-44-82	10(5) 19-23-39	✓		
2	1	PGH	JAGR (30)	LEMIEUX	MURPHY	7:40	6-25-55-66(8)	4-22-24-34-77	✓		
3	1	PGH	SANDSTROM (22)	BROWN, G	RAMSEY	8:22	6-15(7)-34-82	8-9-10-23-39	✓		
4	2		NO	SCORING							
5	3		NO	SCORING							
6											
7											
8											
9											
10											
11											
12											
13											
14											
15											
16											
17											

SCORING BY PERIOD					SHOTS ON GOAL					POWER PLAY (GOALS/OPP.)					PENALTIES / MINUTES								
	1ST	2ND	3RD	OT	T		1ST	2ND	3RD	OT	T		1ST	2ND	3RD	OT	T		1ST	2ND	3RD	OT	T
PGH	2	0	0		2	PGH	8	8	6		22	PGH	0/2	0/2	0/2		0/6	PGH	6/28	2/7	6/12		14/47
TBL	1	0	0		1	TBL	10	7	10		27	TBL	0/2	0/1	0/3		0/6	TBL	3/6	4/11	5/10		12/27

SHOTS PER PERIOD AND PLUS/MINUS											PENALTIES										
NO	PITTSBURGH	1	2	3	OT	T	+/-	NO	TAMPA BAY	1	2	3	OT	T	+/-	PER	TEAM	PLAYER	MIN	OFFENSE	TIME
3	JENNINGS						0	4	CROSS						-1	1	TBL	JOSEPH	2	HOLDING	2:57
4	HANCOCK		1				-1	7	ZAMUNER	2					2 0	1	TBL	ELYNIK	2	SLASHING	9:44
5	SAMUELSSON, U						0	8	RUFF		1				-1	1	PGH	JENNINGS	2	HOLDING	9:44
6	RAMSEY						2	9	SAVARD	1	1	2			4 -1	1	PGH	JENNINGS	2	CROSSCHECKING	9:44
7	MULLEN	1		3			4 0	10	CREIGHTON						0	1	PGH	SAMUELSSON, K	2	INTERFERENCE	10:44
10	FRANCIS						0	14	TUCKER		1				1 0	1	TBL	ZAMUNER	2	HOOKING	13:54
15	MCEachern		2				2 0	15	ELYNIK	1					1 1	1	PGH	LEMIEUX	2	HIGH STICKING	18:59
17	SANDSTROM	1	1	1			3 1	19	BRADLEY	1	1				2 1	1	PGH	LEMIEUX	10	MISCONDUCT	18:59
25	STEVENS		2				2 1	20	POESCHER						0	1	PGH	LEMIEUX	10	GAME/MISCONDUCT	18:59
28	SAMUELSSON, K						0	22	CHAMBERS						-1	2	TBL	CROSS	2	INTERFERENCE	4:39
29	NASLUND		1				1 0	23	JOSEPH	2	1				4 0	2	TBL	CICCONE	2	INTERFERENCE	6:57
33	McKENZIE	1					1 0	24	COLE		1				1 -1	2	TBL	BUREAU	2	ROUGHING	11:33
34	BROWN, G						0	25	BERGEVIN						0	2	TBL	POESCHER	5	FIGHTING	11:33
44	PATTERSON						-1	28	BUREAU	1	1	1			3 0	2	PGH	JENNINGS	2	ROUGHING	11:33
55	MURPHY		1				1 1	34	ANDERSSON	1	2				3 -1	2	PGH	JENNINGS	5	FIGHTING	11:33
66	LEMIEUX	2					2 1	39	CICCONE						0	3	TBL	RUFF	2	HOOKING	1:37
68	JAGR	2	2				4 1	44	HAMRLIK	1	1				2 0	3	TBL	HAMRLIK	2	CROSSCHECKING	3:31
82	STRAKA		1				1 0	77	GRATTON	2	1				3 -1	3	PGH	McKENZIE	2	CROSSCHECKING	6:54
NO	PLAYER	1	2	3	OT	T	NO	PLAYER	1	2	3	OT	T			3	PGH	BARRASSO	2	ROUGHING	8:09
35	BARRASSO	10	7	10		27	30	BERGERON	8						8	3	PGH	BARRASSO	2	SLASHING	8:09
MIN	60:00	SAVES	9	7	10	26	MIN	9:08	SAVES	6					6	3	TBL	CREIGHTON	2	ROUGHING	9:48
1	DOPSON	SHOTS					1	YOUNG	SHOTS	0	8	6	14			3	PGH	SAMUELSSON, U	2	ROUGHING	9:48
MIN		SAVES					MIN	50:02	SAVES	0	8	6	14			3	TBL	BUREAU	2	ROUGHING	15:59

NOTES

GOALTENDER CHANGE FOR TAMPA BAY AT 9:08 OF THE 1ST PERIOD YOUNG REPLACES BERGERON

BUF 4 QUE 6 FINAL
FLA 3 INV 3 FINAL

THREE STARS

1. BARRASSO PGH



PITTSBURGH PENGUINS VS 3
 NEW JERSEY DEVILS 1
 DATE: APRIL 6, 1994
 PERIOD: 1 2 **FINAL**

GAME NO.	W	PTS	PTS	POINTS
81	43	25	13	99
HOME GAME NO.	W	PTS	PTS	POINTS
42	15	9	8	58
FILE NO.	ATTENDANCE			
1035	17,537 (SELLOUT)			
REFEREE DON KONARSKI				
LINESMEN LEON STICKLE				
MARK VINES				

#	PER	TEAM	SCORED BY	ASSIST	ASSIST	TIME	PGH	NTD	E	P	S
1			NO	SCORING							
2	Z	PGH	LEMIEUX (15)	STEVENS	MURPHY	0:21	10-25-55 (2) 68	4-6-17-19			✓
3	Z	NTD	LEMIEUX (18)	ALBELIN	CARPENTER	5:47	4-25-34-66-68	6-17-19 (2) 26			✓
4	Z	PGH	LEMIEUX (16)	STEVENS	TAGLIANETTI	16:43	25-32-55 (2) 68	4-16-17-22-27			✓
5	3	PGH	STEVENS (4)	JAGR	LEMIEUX	5:42	5-23-28-66-68	2-5-17-19-22			✓
6											
7											
8											
9											
10											
11											
12											
13											
14											
15											
16											
17											

SCORING BY PERIOD					SHOTS ON GOAL					POWER PLAY (GOALS/OPP.)					PENALTIES / MINUTES								
	1ST	2ND	3RD	OT	T		1ST	2ND	3RD	OT	T		1ST	2ND	3RD	OT	T		1ST	2ND	3RD	OT	T
PGH	0	2	1		3	PGH	5	12	7		24	PGH	0/1	1/1	0/1		1/3	PGH	1/2	3/6	1/2		5/10
NTD	0	1	0		1	NTD	6	6	4		16	NTD	0/1	0/1	0/2		0/4	NTD	2/4	1/2	1/2		4/8

SHOTS PER PERIOD AND PLUS/MINUS												PENALTIES										
NO	PITTSBURGH	1	2	3	OT	T	+/-	NO	NEW JERSEY	1	2	3	OT	T	+/-	PER	TEAM	PLAYER	MIN	OFFENSE	TIME	
4	HAWGWOOD	1	1			2	-1	2	FETISOV	1	1				-1	1	NTD	NIEDERHAYEK	2	HOLDING	5:08	
5	SAMUELSSON, U						1	4	STEVENS	1	1			3	-1	1	PGH	SAMUELSSON, U	2	HOLDING	12:39	
6	RAMSEY					0	0	5	MODRY	1				1	-1	1	NTD	FELUSO	2	CROSS CHECKING	18:50	
7	MULLAN					0	0	6	ALBELIN					1	1	2	PGH	HAWGWOOD	2	INTERFERENCE	6:25	
10	FRANCIS	3				3	0	8	FELUSO	1				1	0	2	NTD	MCMAY	2	ROUGHING	10:26	
15	MCEACHERN, I	1				2	0	10	MILLEN					0	0	2	PGH	TOCNET	2	ROUGHING	10:26	
17	SANDSTROM					0	0	12	GUERIN					0	0	2	PGH	SAMUELSSON, U	2	HIGH STICKING	18:36	
22	TOCNET	3				3	0	15	MACLEAN	1				1	0	3	PGH	SANDSTROM	2	TRIPPING	10:19	
25	STEVENS	1	1			2	1	16	HOLIK						-1	3	NTD	LEMIEUX	2	SLASHING	13:48	
28	SAMUELSSON, K	3	1			4	1	17	CHORSKE													
32	TAGLIANETTI					1	0	19	CARPENTER	1					1	0						
33	MCKENZIE					0	0	20	SEMAK		1				1	0						
34	BROWN, G					-1	0	21	MCMAY	1					1	0						
44	PATTERSON					0	0	22	LEMIEUX	1	1				2	-1						
55	MURPHY	1	1			2	1	25	ZELEPUKIN	1	1				2	0						
66	LEMIEUX	2	1			3	1	26	SMITH	1					1	1						
68	JAGR	2				2	1	27	NIEDERHAYEK						-1							
82	STRAKA	1				1	0	44	RICHER	1	1				2	0						
NO	PLAYER	1	2	3	OT	T	NO	PLAYER	1	2	3	OT	T									
35	BARRASSO SHOTS	6	6	4		16	30	BRODEUR SHOTS	5	2	7		24									
MIN	60:00 SAVES	6	5	4		15	MIN	60:00 SAVES	5	10	6		21									
1	DODSON SHOTS						31	TERRERI SHOTS														
MIN	SAVLS						MIN	SAVLS														

NOTES

NVI 3 HAR 3 IN OT
 WAS 5 OTT 6 IN 3RD
 TBL 3 MON 1 FINAL
 FANT 2 WIN 2 IN 3RD

THREE STARS TEAM
 1. LEMIEUX PGH

PITTSBURGH PENGUINS

GAME # 82

April 8, 1994

19,040

DATE

ATTENDANCE

New Jersey Devils 7

Pittsburgh Penguins 2

(43-26-13)

HOME TEAM

VISITORS

RECORD

Terry Gregson

Jean Morin, Mark Vines

REFEREE

LINEMEN

SCORE	GOAL	ASSISTS	ON JOB FOR	AGAINST	TIME	PENALTIES	TIME
0-1	N - Guerin (24) (Stevens, Dowd)				3:53	P - Straka (Interference)	4:30
	N (4,5,11,12,25) P (17,22,32,55,82)					N - Chorske (Holding)	7:17
0-2	N - Guerin (25) (Dowd, Stevens)				15:58	P - K. Samuelsson (Hooking)	15:10
	N (4,11,12,23,25) P (5,15,44,55)				PPG	SECOND PERIOD	
0-3	N - MacLean (37) (Nicholls)				16:24	N - Fetisov (Tripping)	8:00
	N (2,6,9,15,22) P (6,17,22,34,82)					N - Nicholls (Slashing)	8:08
	SECOND PERIOD					P - Murphy (Slashing)	18:59
1-3	P - Jagr (31) (Hawgood, Murphy)				9:17	P - Sandstrom (Hooking)	19:06
	P (4,22,25,55,68) N (4,6,19)				PPG	P - Barrasso (Misconduct)	19:15
1-4	N - Dowd (3) (Stevens, Zelepukin)				14:53	P - Barrasso (Game Misconduct)	20:00
	N (4,5,11,12,25) P (3,15,29,34,44)					THIRD PERIOD	
1-5	N - Holik (11) (MacLean, Modry)				17:55	N - C. Lemieux (Interference)	5:19
	N (4,5,15,16,22) P (22,32,33,44,55)					N - Driver (Holding)	10:44
1-6	N - Stevens (16) (Dowd, Driver)				19:15	P - Sandstrom (Roughing)	14:58
	N (4,11,12,23,25) P (5,15,28)				PPG	N - Smith (Roughing)	14:58
	THIRD PERIOD					P - O. Brown (Interference)	17:23
1-7	N - McKay (11) (Peluso, Holik)				8:17		
	N (2,6,8,16,21) P (5,17,28,29,82)						
2-7	P - G. Brown (3) (Jagr, Stevens)				12:25		
	P (4,17,25,34,68) N (4,6,9,17)				PPG		

#	PLAYER	PTS	1	2	3	4	5	6	7	8	9	10	11	12	13	14	15	16	17	18	19	20	21	22	23	24	25	26	27	28	29	30		
3	Jennings								0	2	Fetisov											1												
4	Hawgood			2					2	4	Stevens			3																				
5	U. Samuelsson								0	5	Modry																							
6	Ramaay								0	6	Albella																							
7	Mullen			3	1				4	8	Peluso											1												
15	McEachern		1	3					4	9	Nicholls											2												
17	Sandstrom		1	2					3	11	Dowd	1	1																					
22	Toothet			1	1				2	12	Guerin	2	3	2																				
25	Stevens			2					2	15	MacLean	3	1	1																				
28	K. Samuelsson			1					1	16	Holik	1	1																					
29	Naslund					1	2		1	17	Chorske	1																						
32	Togilancik		2						2	19	Carpenter		1																					
33	McKenzie								0	21	McKay											1												
34	G. Brown					1	2		1	22	Lemieux	1										2												
44	Patterson							1	0	23	Driver																							
55	Murphy			3					3	25	Zelepukin	1	2	1																				
68	Jagr		3	2	2				7	26	Smith																							
82	Straka								0	44	Richer																							
TOTALS			7	19	6	0	32			TOTALS		10	12	11	0	33																		

MIN	PTS	SHOTS	SAVES	MIN	PTS	SHOTS	SAVES
35	Barrasso	20	12	22	30	Brodur	7
40:00		7	9	16	60:00		7
1	Dopson		11	11	31	Terror	
20:00			10	10			

TEAM	PTS	SHOTS	SAVES	MIN	PTS	SHOTS	SAVES
PITTSBURGH	0	1	1	2	4	6	8
NEW JERSEY	3	3	1	7	13	20	6

3 STARS 1. Jim Dowd

2. Scott Stevens

3. Bill Guerin

PITTSBURGH PENGUINS

GAME # 83

April 9, 1994

17,959

DATE

ATTENDANCE

Montreal Canadiens 9

Pittsburgh Penguins 1

(43-27-13)

HOMETEAM

VISITORS

RECORD

Andy Van Hellemond

Michael Cvik, Gerard Gauthier

MANAGER

LINESMEN

SCORE	GOAL	ASSISTS	ON ICE FOR	ADAMS	TIME	PENALTIES	TIME
0-1	M - Lecman (3) (Desjardins, Muller)				1:48	P - Taglianetti (Cross Checking)	2:06
	M (11,15,26,28,34) P (5,17,28,33,82)					M - Dampousse (Holding)	2:41
0-2	M - Bellows (33) (Leeman)				11:16	P - Jagr (Holding)	10:45
	M (11,23,25,26,27) P (5,7,10,28)			PPG		M - Sevigny (Holding)	12:10
1-2	P - Jagr (32) (Francis, Lemieux)				19:18	P - Barrasso (Slashing)	14:27
	P (10,25,55,66,68) M (11,21,24,27)			PPG		M - Leeman (Interference)	14:57
SECOND PERIOD							
1-3	M - Dampousse (37) (Leeman, DiPietro)				2:27	P - Francis (Holding the Stick)	14:57
	M (23,25,26,28,34) P (3,17,33,34,82)					M - Desjardins (Cross Checking)	18:23
SECOND PERIOD							
1-4	M - Dionne (19) (Carbonneau, Schneider)				4:51	M - Brisebois (Roughing)	2:47
	M (21,24,26,27,45) P (4,7,15,25,55)					P - K.Samuelsson (High Sticking)	9:12
1-5	M - Keane (16) (Desjardins, Dionne)				11:09	M - Wilson (Holding)	12:13
	M (12,15,28,43,45) P (3,5,17,66)			PPG		P - Stevens (High Sticking)	12:37
1-6	M - Dampousse (38) (Muller, Odelein)				14:11	P - Lamieux (Unsportsmanlike Conduct)	12:37
	M (11,24,25,27) P (10,32,55)			PPG		P - U.Samuelsson (Cross Checking)	14:01
1-7	M - DiPietro (13) (Odelein, Schneider)				14:35	P - Taglianetti (High Sticking)	17:01
	M (15,29,24,27,45) P (15,32,55)			PPG		M - Daigneault (Fighting)	19:59
THIRD PERIOD							
1-8	M - Lecman (4) (Unassisted)				1:39	P - Stevens (Fighting)	19:59
	M (11,15,26,28,34) P (5,7,10,17,28)					THIRD PERIOD	
1-9	M - Carbonneau (14) (Sevigny, Keane)				8:50	M - Sevigny (Roughing)	2:08
	M (12,20,21,24,48) P (5,25,28,68,82)					M - Sevigny (High Sticking)	2:08
						P - Jennings (Roughing)	2:08
						M - Schneider (Slashing)	10:17

#	PLAYER	SHOTS	1	2	3	OT	TOTAL	#	PLAYER	SHOTS	1	2	3	OT	TOTAL
3	Jennings						0	8	Wilson						0
4	Hawgood		1			1	2	11	Muller			1			1
5	U.Samuelsson		1				1	12	Keane			3			3
7	Mullen						0	15	DiPietro		1	2	1		4
10	Francis				1		1	17	Ledair		2		2		4
15	McEachern				2		2	20	Sevigny			1			1
17	Sandstrom		1	1	1		3	21	Carbonneau				1		1
25	Stevens		1	1			2	23	Bellows		1	4	1		6
28	K.Samuelsson				1		1	24	Odelein			1			1
29	Naslund						0	25	Dampousse			2	1		3
32	Taglianetti		1				1	26	Leeman		2		1		3
33	McKenzie		1				1	27	Schneider						0
34	G.Brown						0	28	Desjardins			1			1
44	Patterson						0	31	Ronan				1		1
55	Murphy				1		1	34	Popovic			2			2
66	Lemieux		2	2			4	43	Brisebois						0
68	Jagr		2		1		3	45	Dionne		1	2			3
82	Straka			2	1		3	48	Daigneault						0
TOTALS			10	6	9	0	25	TOTALS			7	19	8	0	34

35	Barrasso	SHOTS	7	15			22	33	Roy	SHOTS	10	6	9		25
MIN	34:35	SAVES	5	10			15	MIN	60:00	SAVES	9	6	9		24
1	DuPont	SHOTS		4	8		12	1	Tugnait	SHOTS					
MIN	23:25	SAVES		4	6		10	MIN		SAVES					

TEAM	1	2	3	OT	TOTAL	ASSISTS	PTS	PEN	MIN	PPG	ATT	SHG
PITTSBURGH	1	0	0		1	2	3	11	25	1	7	0
MONTREAL	2	5	2		9	15	24	10	23	4	8	0

3 STARS 1. Gary Lecman

2. Brian Bellows

3. Lyle Odelein

GAME NO. 83

PITTSBURGH PENGUINS

GAME # 84

April 11, 1994

10,575 (sellout)

DATE

ATTENDANCE

Ottawa Senators 0

Pittsburgh Penguins 4

(44-27-13)

HOMI TEAM

VISITORS

RECORD

Richard Trottler

Grog Devorski, Shane Heyer

REPERE

LINESMEN

SCORE	GOAL	ASSISTS	ON ICE FOR	AGAINST	TIME	FINALITIES	TIME
FIRST PERIOD - NO SCORING							
SECOND PERIOD							
1-0	P - Murphy (17)	(Franck, Jagr)			5:45	P - Jagr (Slashing)	6:12
	P (10,25,55,66,68)	O (4,33,34)			PPG	O - McIlwain (Roughing)	6:12
2-0	P - Lemieux (17)	(Stevens, Jagr)			7:01	O - Quinn (Holding)	8:29
	P (4,25,55,66,68)	O (4,7,19,34)			PPG	P - Taglianetti (Hooking)	14:59
THIRD PERIOD							
3-0	P - Sandstrom (23)	(Jagr)			8:47	P - Bench (Too Many Men)	17:23
	P (17,32,55,68,82)	O (6,7,17,19,21)				P - U.Samuclason (Hooking)	18:52
4-0	P - McEachern (20)	(U.Samuclason)			16:27	O - McIlwain (Holding)	1:12
	P (5,7,10,15,28)	O (5,7,17,19,29)				O - Dineen (Boarding) (Major)	3:40
						O - Vial (Interference)	5:05
						P - Jagr (Slashing)	12:01
						O - Levins (Cross Checking)	14:37
						P - Tocchet (Charging)	17:42
						P - Barraso (Delay of Game)	18:30
						P - K.Samuclason (Boarding)	18:30
						O - Quinn (Boarding)	18:38
THIRD PERIOD							
						P - Ramsey (Hooking)	3:13
						O - Levins (Cross Checking)	4:36
						O - Bench (Unsportsmanlike Conduct)	4:36
						P - Stevens (Elbowing)	9:57
						P - Mullen (Hooking)	19:58

#	PLAYER	SHOTS	1	2	3	OT	TOT	#	PLAYER	SHOTS	1	2	3	OT	TOT
4	Hawgood						0	4	Shaw	1					1
5	U.Samuclason				1	+	1	5	Huffman	1	2				3
6	Ramsey						0	6	Dineen				1		1
7	Mullen		2		1	+	3	7	Quinn	1					1
10	Franck		2		1	+	3	9	Mayer				1		1
15	McEachern		3		2	+	5	11	Daydov						0
17	Sandstrom	1	2		1	+	4	17	McIlwain			1			1
22	Tocchet	1	5				6	19	Yashin	2	3		1		6
24	D.Brown						0	20	McBain						0
25	Stevens	3	1		1		5	21	Vial						0
28	K.Samuclason	1	1			+	2	23	Reidin						0
32	Taglianetti	1				+	1	26	Levins				1		1
33	McKenzie						0	27	Bouque	1	2		2		5
34	G.Brown	1					1	29	Leroux	1					1
55	Murphy	2	1	2		+	5	33	Murray	1	1				2
66	Lemieux	1	4	1			6	34	Rumble			2			2
69	Jagr	2	1			+	3	61	Turgeon	1		1			2
82	Straka	1				+	1	91	Dalgie	2	2		1		5
TOTALS		14	22	10		0	46	TOTALS		11	11	10		0	32

35	Barraso	SHOTS	11	11	10		32	1	Billington	SHOTS	14	22	10		46
MIN	60:00	SAVES	11	11	10		32	MIN	59:55	SAVES	14	20	8		42
1	Dopson	SHOTS						30	Madeley	SHOTS					
MIN		SAVES						MIN		SAVES					

TEAM	1	2	3	OT	TOTAL	ASSISTS	MIN	PEN	PIM	PPG	SHO
PITTSBURGH	0	2	2		4	6	10	11	22	2	7
OTTAWA	0	0	0		0	0	0	9	21	0	10

3 STARS 1. Billington 2. Barraso 3. Jagr