



18
19

MEDIA GUIDE

TABLE OF CONTENTS



PPG Paints Arena
1001 Fifth Avenue
Pittsburgh, PA 15219

PHONE: 412.642.1300

FAX: 412.255.1980

MEDIA RELATIONS FAX: 412.255.1980

| | | | | | |
|--|-----------|----------------------------|----|---------------------------------|------------|
| SEATING CHART | 6 | ZACH ASTON-REESE | 34 | DOMINIK SIMON | 96 |
| PPG PAINTS ARENA | 8 | TEDDY BLUEGER | 36 | DANIEL SPRONG | 98 |
| LE MAGNIFIQUE | 11 | DERICK BRASSARD | 38 | CHRIS SUMMERS | 100 |
| UPMC LEMIEUX SPORTS COMPLEX | 12 | SIDNEY CROSBY | 40 | ZACH TROTMAN | 102 |
| TEAM INFORMATION | 15 | MATT CULLEN | 44 | GARRETT WILSON | 104 |
| Mario Lemieux | 16 | KEVIN CZUCZMAN | 46 | ANTHONY ANGELLO | 106 |
| Ron Burkle | 17 | CASEY DESMITH | 48 | DANE BIRKS | 107 |
| David Morehouse | 18 | BRIAN DUMOULIN | 50 | THOMAS DI PAULI | 108 |
| Travis Williams | 18 | STEFAN ELLIOTT | 52 | RYAN HAGGERTY | 109 |
| Jim Rutherford | 19 | DEREK GRANT | 54 | ADAM JOHNSON | 110 |
| Bill Guerin | 20 | JAKE GUENTZEL | 56 | SAM LAFFERTY | 111 |
| Jason Karmanos | 20 | CARL HAGELIN | 58 | SAM MILETIC | 112 |
| Mike Sullivan | 21 | JIMMY HAYES | 60 | JOHN MUSE | 113 |
| Sergei Gonchar | 22 | PATRIC HORNQVIST | 62 | LINUS OLUND | 114 |
| Jacques Martin | 22 | TRISTAN JARRY | 64 | ETHAN PROW | 115 |
| Mark Recchi | 23 | JACK JOHNSON | 66 | JEFF TAYLOR | 116 |
| Mike Buckley | 23 | PHIL KESSEL | 68 | IN THE SYSTEM | 117 |
| Derek Clancey | 24 | KRIS LETANG | 70 | OPPONENTS | 123 |
| Patrik Allvin | 24 | TOBIAS LINDBERG | 74 | ANAHEIM DUCKS | 124 |
| Scott Young | 25 | OLLI MAATTA | 76 | ARIZONA COYOTES | 126 |
| Tom Kostopoulos | 25 | EVGENI MALKIN | 78 | BOSTON BRUINS | 128 |
| Andy Chiodo | 26 | MATT MURRAY | 82 | BUFFALO SABRES | 130 |
| Clark Donatelli | 26 | JAMIE OLEKSIK | 84 | CALGARY FLAMES | 132 |
| J.D. Forrest | 27 | JUUSO RIIKOLA | 86 | CAROLINA HURRICANES | 134 |
| Jarrold Skalde | 27 | CHAD RUHWEDDEL | 88 | CHICAGO BLACKHAWKS | 136 |
| EQUIPMENT STAFF | 28 | BRYAN RUST | 90 | COLORADO AVALANCHE | 138 |
| MEDICAL/TRAINING STAFF | 28 | JUSTIN SCHULTZ | 92 | COLUMBUS BLUE JACKETS | 140 |
| HOCKEY STAFF | 28 | RILEY SHEAHAN | 94 | DALLAS STARS | 142 |
| SCOUTING STAFF | 29 | | | | |
| STAFF DIRECTORY | 30 | | | | |
| PLAYERS | 31 | | | | |
| 2018.19 HEAD SHOTS | 33 | | | | |



DETROIT RED WINGS 144

EDMONTON OILERS 146

FLORIDA PANTHERS 148

LOS ANGELES KINGS 150

MINNESOTA WILD 152

MONTREAL CANADIENS 154

NASHVILLE PREDATORS 156

NEW JERSEY DEVILS 158

NEW YORK ISLANDERS 160

NEW YORK RANGERS 162

OTTAWA SENATORS 164

PHILADELPHIA FLYERS 166

ST. LOUIS BLUES 168

SAN JOSE SHARKS 170

TAMPA BAY LIGHTNING 172

TORONTO MAPLE LEAFS 174

VANCOUVER CANUCKS 176

VEGAS GOLDEN KNIGHTS 178

WASHINGTON CAPITALS 180

WINNIPEG JETS 182

HISTORY 185

TRIB TOTAL MEDIA ALL-TIME TEAM 186

Mario Lemieux • 66 186

Ron Francis • 10/9 186

Jaromir Jagr • 68 186

Rick Kehoe • 17 186

Kevin Stevens • 25 186

Jean Pronovost • 19 187

Paul Coffey • 77 187

Larry Murphy • 55 187

Ulf Samuelsson • 5 187

Tom Barrasso • 35 187

Syl Apps • 26 187

Joe Mullen • 7 188

Joe Mullen • 7 188

Dave Burrows • 4 188

Mark Recchi • 8/18 188

Les Binkley • 30 188

Pierre Larouche • 10 188

ALL-TIME TEAM BUILDERS 188

HONORABLE MENTIONS 189

Randy Carlyle • 25 189

Rick Tocchet • 22/92 189

Martin Straka • 82 189

Ron Stackhouse • 3 189

Lowell MacDonald • 18 189

OPENERS 190

Home [26-14-10] 190

Road [21-21-8] 190

Home [26-14-10] 191

Road [21-21-8] 191

SEASON RECORDS 192

Overall 192

Home 194

Road 196

FORMER PENGUINS 198

Forwards/Defenseemen 198

Goaltenders 214

GOALTENDERS 217

All-Time Statistics 217

TEAM OPERATIONS 219

General Managers 219

All-Time General Manager Leaders 219

TEAM OPERATIONS 220

Head Coaches 220

All-Time Head Coaching Leaders 220

COACHES YEARLY 221

CAPTAINS, PRESIDENTS, SCOUTS 227

ALL-TIME LEADERS 228

Games Played 228

Goals 228

Assists 228

Points 229

Power-Play Goals 229

Power-Play Points/Assists [Season] 229

Shorthanded Goals 230

Game-Winning Goals 230

Shots 230

Shooting Percentage 230

Overtime Goals 231

Shootout Goals 231

Shootout Game Deciding Goals 231

Consecutive Games Played 231

Games by a Goaltender 232

Victories 232

Shutouts 232

SEASON LEADERS 233

Goals 233

Assists 233

ALL-TIME SEASON LEADERS - MOST TIMES LEADING IN... 234

Goals 234

Assists 234

Points 235

GW Goals 235

ALL-TIME SEASON LEADERS - MOST TIMES LEADING IN... 236

Points 236

GW Goals 236

PP Goals 237

SH Goals 237

ALL-TIME SEASON LEADERS - MOST TIMES LEADING IN... 238

PP Goals 238

SH Goals 238

Penalty Mins 239

Shots 239

ALL-TIME SEASON LEADERS - MOST TIMES LEADING IN... 240

Penalty Mins 240

Shots 240

Plus/Minus [min: 25 GP] 241

G.A.A. [min: 25 GP] 241

ALL-TIME SEASON LEADERS - MOST TIMES LEADING IN... 242

Plus/Minus [min: 25 GP] 242

Plus/Minus 242

G.A.A. [min: 25 GP] 242

G.A.A. 242

Shutouts 243

Wins 243

ALL-TIME SEASON LEADERS - MOST TIMES LEADING IN... 244

Shutouts 244

Wins 244

TEAM RECORDS 245

Season 245

Games 247

Period 249

PLAYER RECORDS 250

Season 250

Month 251

Game 251

Period 251

Goaltenders 252

STREAKS 254

Overall 254

Home 254

Road 254

STREAKS 255

Overall 255

Home 255

Road 255

MONTH BY MONTH 257

OVERTIME 259

All-Time Overtime Record 259

All-Time Overtime vs. Each Team 260

Wins 260

Losses 263

Overtime Scoring 267

SHOOTOUT 268

All-Time Record 268

All-Time vs. Each Team 268

All-Time Results 269

All-Time Record 272

Penguins Goalies 272

Penguins Shooters 273

HAT TRICKS 274

Hat Tricks Against 277

SPECIAL TEAMS 280

Power Play 280

Penalty Kill 280

Power Play 281

Penalty Kill 281



| | | | | | |
|---|------------|--|------------|---|------------|
| PENALTY SHOTS | 282 | 1990-91 | 382 | Hat Tricks | 456 |
| Opponent Penalty Shots | 284 | 1991-92 | 384 | Penalty Shots | 456 |
| SHUTOUTS | 286 | 1992-93 | 386 | Shutouts | 457 |
| Shutouts Against | 289 | 1993-94 | 388 | YEAR-BY-YEAR PLAYOFF STATS | 458 |
| FASTEST GOALS | 293 | 1994-95 | 390 | 1970 | 458 |
| Teams | 293 | 1995-96 | 392 | 1972 | 458 |
| Individuals | 294 | 1996-97 | 394 | 1975 | 459 |
| DRAFT PICKS ALL-TIME | 295 | 1997-98 | 396 | 1976 | 459 |
| CIVIC/MELLON ARENA | 304 | 1998-99 | 398 | 1977 | 460 |
| CIVIC/MELLON ARENA RECORDS | 306 | 1999-00 | 400 | 1979 | 460 |
| Team Records | 306 | 2000-01 | 402 | 1980 | 461 |
| Individual Records | 306 | 2001-02 | 404 | 1981 | 461 |
| HISTORIC DATES | 307 | 2002-03 | 406 | 1982 | 462 |
| UNIFORM HISTORY | 315 | 2003-04 | 408 | 1989 | 462 |
| UNIFORM NUMBERS | 318 | 2005-06 | 410 | 1991 | 463 |
| HONORS/AWARDS | 322 | 2006-07 | 412 | 1992 | 463 |
| ALL-STAR GAME | 325 | 2007-08 | 414 | 1993 | 464 |
| ATTENDANCE | 328 | 2008-09 | 416 | 1994 | 464 |
| Regular Season | 328 | 2009-10 | 418 | 1995 | 465 |
| Playoffs | 330 | 2010-11 | 420 | 1996 | 465 |
| TRAINING CAMP | 331 | 2011-12 | 422 | 1997 | 466 |
| TEAM AWARDS | 332 | 2012-13 | 424 | 1998 | 466 |
| 1967-68 | 336 | 2013-14 | 426 | 1999 | 467 |
| 1968-69 | 338 | 2014-15 | 428 | 2000 | 467 |
| 1969-70 | 340 | 2015-16 | 430 | 2001 | 468 |
| 1970-71 | 342 | 2016-17 | 432 | 2007 | 468 |
| 1971-72 | 344 | 2017-18 | 434 | 2008 | 469 |
| 1972-73 | 346 | PLAYOFF HISTORY | 437 | 2009 | 469 |
| 1973-74 | 348 | PITTSBURGH PENGUINS | | 2010 | 470 |
| 1974-75 | 350 | PLAYOFF GAME-BY-GAME RESULTS | 439 | 2011 | 470 |
| 1975-76 | 352 | ALL-TIME AGAINST OPPONENTS | 444 | 2012 | 471 |
| 1976-77 | 354 | COACHES' PLAYOFF RECORDS | 444 | 2013 | 471 |
| 1977-78 | 356 | Records By Game | 444 | 2014 | 472 |
| 1978-79 | 358 | Records By Series | 444 | 2015 | 472 |
| 1979-80 | 360 | Miscellaneous Playoff Records | 444 | 2016 | 473 |
| 1980-81 | 362 | ALL-TIME PLAYOFF RECORDS | 445 | 2017 | 473 |
| 1981-82 | 364 | ALL-TIME GOALTENDERS' PLAYOFF RECORDS | 445 | 2018 | 474 |
| 1982-83 | 366 | Career | 446 | SCORING LEADERS | 475 |
| 1983-84 | 368 | Period | 446 | GOALTENDING LEADERS (MIN: 3 GAMES) | 475 |
| 1984-85 | 370 | Series | 446 | MEDIA INFORMATION | 477 |
| 1985-86 | 372 | Year | 446 | AT&T SPORTSNET BROADCAST TEAM | 480 |
| 1986-87 | 374 | Game | 446 | PENGUINS RADIO NETWORK | 481 |
| 1987-88 | 376 | Streaks | 446 | 2018.19 ON AND OFF-ICE OFFICIALS | 482 |
| 1988-89 | 378 | Series | 453 | 2018.19 KEY DATES | 483 |
| 1989-90 | 380 | Game | 454 | 2018.19 SCHEDULE | 484 |
| | | Period | 455 | | |
| | | Fastest Goals | 455 | | |

SEATING CHART



**PAINTS
ARENA**



- CLUB LOGES PRESENTED BY LEXUS
- PNC LEGENDS LEVEL SUITES
- GIANT EAGLE | SNAPPLE LEVEL SEATING
- LEXUS LOGE BOXES
- CLUB SUITES
- FEDEX LEVEL SEATING
- JIM BEAM® MAKE HISTORY® PARTY SUITES
- CLUB SEATING
- ACCESSIBLE SEATING

- A** JIM SHORKEY RAM GARAGE ENTRY
- B** PEOPLES GATE
- C** HIGHMARK GATE
- D** VERIZON GATE

- HIGHMARK GATE**
- 1** Dick's Sporting Goods Box Office And Will Call

- PNC LEGENDS LEVEL**
- 9** Lexus Club
 - 10** RMU Conference Center
 - 11** Jim Beam® Make History® Party Suites
 - PNC ATM**

- P P P P** PensGear Store
- KeyBank ATM**
- Men's Restrooms**
- Women's Restrooms**
- Family Restrooms**
- Nursing Rooms**

- FEDEX LEVEL**
- 3** KeyBank Club
 - 4** Sports Exhibits
 - 5** Guest Services
 - +** First Aid sponsored by UPMC
 - 6** Highmark Wall Of Champions And Highmark Kids' Zone
 - 7** Captain Morgan Club
 - 8** Jim Beam® Rackhouse

- GIANT EAGLE | SNAPPLE LEVEL**
- 12** Coors Light Igloo Club
 - 13** Smokehouse
 - 14** I.C. Light Icebox
 - +** First Aid sponsored by UPMC



LET'S GO PENS!

MUST
27

GUL
59

CROSBY
87

u love it.

Auto

PPG PAINTS ARENA



“This partnership with our friends at PPG is one of the key factors in our success as a franchise.”

- David Morehouse, CEO and President

PPG Paints Arena, home of the five-time Stanley Cup champion Pittsburgh Penguins, is now in its ninth season of operation as Pittsburgh's multi-purpose entertainment venue.

Ranked as one of the finest indoor facilities in North America, PPG Paints Arena hosts more than 150 events each year, ranging from NHL hockey to collegiate sports, concerts, family shows, skating shows and more.

PPG acquired naming rights in October 2016 to the arena that had been known previously as CONSOL Energy Center.

“This partnership with our friends at PPG is one of the key factors in our success as a franchise,” said David Morehouse, president and CEO of the Penguins. “PPG is an outstanding global organization that makes its home here in Pittsburgh, and our partnership offers exciting opportunities for our fans, as well as

engagement opportunities for PPG employees and customers.”

In addition to hosting the Stanley Cup Finals in 2016 and 2017, the arena has hosted the NCAA Men's Basketball Tournament early rounds (2012, 2015 and 2018), the NHL Draft (2012), the NCAA “Frozen Four” (2013), the USA Gymnastics Championships (2014) and the Atlantic 10 Men's Basketball Conference Championship tournament (2017).

And more national events are on the way, as three NCAA national championships will be held here between 2019 and 2021 - wrestling (2019), women's volleyball (2019) and men's hockey Frozen Four (2021). The first and second rounds of the NCAA Men's Basketball Tournament also will return in 2022.

PPG Paints Arena will continue to host the annual “City Game” between NCAA basketball rivals Pitt and Duquesne as well as

PPG PAINTS ARENA



PPG PAINTS ARENA

the annual "Three Rivers Classic" hockey tournament, this year featuring host Robert Morris, St. Cloud State, Union and Brown.

Pittsburgh's much-anticipated new arena opened its doors on August 18, 2010 with a grand opening concert by music legend Paul McCartney, who had not performed in the city since 1990. McCartney had played Pittsburgh as far back as 1964 at the old Civic Arena across the street.

The facility seats 18,387 for hockey, more than 19,000 for basketball and almost 20,000 for concerts. It is a green building and is the first NHL arena to attain LEED Gold certification.

A funding plan for the new arena project was completed in March 2007, thanks to the combined efforts of Pennsylvania Governor Ed Rendell, Allegheny County Executive Dan Onorato and Pittsburgh Mayor Luke Ravenstahl, among others.

The arena was completed on time and under budget in 2010, thanks to architectural firms Populous and Astorino; the owner's representative, ICON Venue Group; the construction company, PJ Dick/Hunt; and the excellent construction workers and skilled trade workers of Western Pennsylvania.

The Sports & Exhibition Authority owns the building on behalf of the city and country, and the Penguins have the lease. The arena is managed by AEG facilities, with Gary Desjardins serving as general manager.

PPG PAINTS ARENA



A groundbreaking ceremony for the new arena was held on August 14, 2008.

PPG Paints Arena and Civic/Mellon Arena Comparison

| | PPG Paints Arena | Civic/Mellon Arena |
|-----------------------|----------------------------|----------------------|
| Capacity | Hockey: 18,387 | Hockey: 16,940 |
| | Basketball: 19,300 | Basketball: 17,537 |
| | End Stage: 14,836 | End Stage: 12,800 |
| | Center Stage: 20,058 | Center Stage: 18,039 |
| Square Footage | 720,000 | 420,000 |
| Suites | 62 Suites + 4 Party Suites | 52 Suites |
| Loge Boxes | 32 | 0 |
| Club Seats | 2,000 | 1,696 |

PPG Paints Arena Fast Facts

| | |
|-----------------------------|---|
| Groundbreaking | August 14, 2008 |
| Opening | August 2, 2010 |
| First Game | Oct. 7, 2010 vs. Philadelphia |
| Location | Downtown Pittsburgh, PA, bounded by Fifth Ave, Centre Ave. & Washington Place |
| Owner | Sports & Exhibition Authority of Pittsburgh and Allegheny County |
| Financial Assistance | Commonwealth of Pennsylvania |
| Developer | Pittsburgh Arena Development, LP |
| Operator | Pittsburgh Arena Operating LP/AEG |
| Primary Tenants | Pittsburgh Penguins |
| Functions | NHL hockey, basketball, circus, indoor soccer, concerts, tennis, volleyball, stage shows, exhibitions |
| Site Acreage | Approximately 8 acres |
| Number of Levels | 6 |

LE MAGNIFIQUE



Penguins Hall of Fame owner Mario Lemieux addressed the crowd during the 'Le Magnifique' statue dedication on March 7, 2012.

Le Magnifique The Statue

The singular image of Mario Lemieux's greatness as a hockey player is Lemieux bursting through two defensemen en route to the goal – brilliant, determined, unstoppable. As captured in this unique sculpture, the image also is a metaphor for everything Lemieux has accomplished in his life and career, overcoming obstacles, turning back challenges, facing seemingly insurmountable odds yet somehow succeeding through talent, dedication and sheer will. After beating cancer, Lemieux turned his focus to raising money for cancer research and neo-natal research, and his efforts through the Mario Lemieux Foundation have had a far-ranging impact on our community, especially our children. Having bought the Pittsburgh Penguins out of bankruptcy, he also led the effort to turn them into a model franchise – worthy of championships but also of the No. 1 ranking in Fan Relations in all of professional sports. His relentless quest for a new arena for Pittsburgh resulted in the spectacular PPG Paints Arena, the region's multi-purpose entertainment center and soon to be a magnet for 21st century development.

“The singular image of Mario Lemieux’s greatness as a hockey player is Lemieux bursting through two defensemen en route to the goal – brilliant, determined, unstoppable.”

Quick Facts

- The statue is made of bronze.
- It is 10.25' high x 13' long x 10' wide.
- It weighs 4,700 pounds.
- It took 15 months to design and construct.
- Each figure was sculpted separately and then assembled.
- It was transported across the country from California to Pittsburgh on a large drop bed truck. The trip took six days.
- Unveiled March 7, 2012.

UPMC LEMIEUX SPORTS COMPLEX



UPMC LEMIEUX SPORTS COMPLEX



The UPMC Lemieux Sports Complex in Cranberry Township is, indeed, unique.

Known to hockey fans as the primary practice home of the five-time Stanley Cup champion Pittsburgh Penguins, it also is the first such facility in the country to combine hockey with a world-class medical center and performance training center

“It’s a one-of-a-kind world-class complex right here in the Pittsburgh area, right here in Cranberry Township,” Penguins president and CEO David Morehouse said.

Now in its fourth year of operation, the 185,000-square foot complex includes 54,000 square feet of clinical space, offering expert care in orthopaedics, concussion management, physical and occupational therapy and on-site MRI and X-ray imaging.

The Penguins have a locker room and weight room similar to those at PPG Paints Arena as well as other NHL-style facilities for coaches and players.

The two sheets of ice here are home to the DICK’S Sporting Goods Pittsburgh Penguins Elite youth hockey program in addition to amateur and high school games, adult hockey leagues and instructional camps and clinics. Events have ranged from basic learn-to-skate programs to United States Hockey League games and World Cup of Hockey practices. The complex also is home to the EXCEL Hockey Academy.

Other programs include public skating, figure skating and numerous community events.

“Absolutely incredible,” NHL Commissioner Gary Bettman said. “I don’t think there’s a facility like this in the world, that has the combination of medical treatment, diagnosis, rehab, training, fitness and the ice rinks themselves ... this is going to be a

revolutionary place.”

Last season, among its other highlights, the complex hosted the Kraft Hockeyville game between the Penguins and St. Louis Blues, the USA Hockey Tier 1 regional district championships and a National Women’s Hockey League regular-season game.

The exciting schedule for 2018-19 includes the USHL Fall Classic; a USA Hockey sled event; the Pittsburgh Girls Thanksgiving Classic; an NWHL regular-season game; and the USA Hockey 14U national championships.

Rich Hixon oversees all business operations as president of the UPMC Lemieux Sports Complex. Kara Radeke, director of business operations, assists with management of the facility and oversees ice scheduling. Brandon Radeke, director of facility operations, is responsible for operations and ice quality to ensure consistency between the complex and PPG Paints Arena.

The world-class hockey staff includes Brian Mueller, executive director of hockey development and programming; Danny McKinnon, Elite hockey director; Trevor Edwards, skill development professional; Jeff Hannan, skill development professional; Kevin Muller, skating professional; Rocky Saganiuk, local manager, Learn to Play; and Mike Chiasson, goaltending professional. They are joined by Billy Larkins, director of sports performance, who oversees strength and conditioning programs at the facility.

The sports medicine clinic includes 24 private patient rooms and a physical therapy gym overlooking the Penguins’ practice rink. There also is a dedicated sports performance space.

For more information on the UPMC Lemieux Sports Complex, please go to www.upmcleieuxsportscomplex.com.

UPMC LEMIEUX SPORTS COMPLEX



The Official
Health Care Provider Of The
Pittsburgh Penguins.®



(And the city that stands behind them.)

UPMC
LIFE CHANGING MEDICINE

TEAM INFORMATION



MARIO LEMIEUX

CO-OWNER/CHAIRMAN

Mario Lemieux is known as one of the greatest players in NHL history, with two Stanley Cups, six NHL scoring titles, three MVP awards, two Conn Smythe Trophies, a Calder Trophy, a Masterton Trophy – and an Olympic gold medal for good measure.

Now, he's also established himself as one of the league's greatest owners.

Lemieux and co-owner Ron Burkle led the Penguins to three Stanley Cups in a nine-year span between 2009 and 2017, giving Mario more Cups as an owner than he won as a player.

His transition from excellence on the ice to excellence in the front office – with five Cups in all – has been another remarkable achievement in a truly unprecedented pro sports career.

"I don't know that there's another individual who's had the impact on a franchise that Mario has had on the Pittsburgh Penguins," said David Morehouse, the Penguins' president and CEO. "He saved the team as a player and led it to two Stanley Cups. He bought the team out of bankruptcy, led the effort for a new arena and delivered three more Cups. And that doesn't even touch on what he's done for the city as a philanthropist with the Mario Lemieux Foundation. He is one of a kind."

Lemieux and Burkle organized a group of investors that bought the Penguins out of bankruptcy in 1999. The combination of Lemieux's hockey acumen and Burkle's business savvy made them a formidable front office tandem and led to a series of spectacular achievements both on and off the ice.

The Penguins, during that time, have become one of the premier franchises in all of sports, leading the way in fan relations, youth marketing, community outreach and innovative technology while consistently putting a winning product on the ice. That includes qualifying for the playoffs for 12 straight seasons – the longest current streak in the NHL – and reaching the Cup Final four times and the conference finals five times in the past 11 years.

The Penguins entered the 2018-19 season having sold out every game for 11-plus seasons while setting high standards for television ratings, corporate sales and social media.

Lemieux and Burkle were driving forces in the quest for a new

multi-purpose arena, which opened in August, 2010. PPG Paints Arena is considered one of the top facilities in North America and has hosted such national events as the 2012, 2015 and 2018 NCAA Men's Basketball Tournament opening rounds, the 2012 NHL Draft, the 2013 NCAA Frozen Four, the 2014 USA Gymnastics Championships and the 2016 and 2017 Stanley Cup Finals. NCAA national championships in wrestling and women's volleyball will be held here in 2019.

Lemieux also helped to launch the UPMC Lemieux Sports Complex in nearby Cranberry, Pa. Now in its fourth year of operation, the practice home of the Penguins is the first facility of its kind to combine hockey with a world-class medical center and sports performance complex.

As a player, "Le Magnifique" was a gifted 6-foot-4 centerman who dominated play for parts of three decades. Although he faced a numbing series of medical setbacks, including multiple back surgeries and a battle with Hodgkin's disease, he retired in 2006 as the No. 7 all-time scorer in NHL history with 1,723 points. He also ranked eighth all-time in goals (690) and 10th in assists (1,033).

After retiring as a player for the first time in 1997, he put together an ownership group to buy the Penguins out of bankruptcy in September 1999 and then returned to the ice on December 27, 2000 – becoming the first player-owner of the modern era. He also captained Team Canada to an Olympic gold medal in 2002.

In addition to his legendary hockey accomplishments, he continues to oversee the Mario Lemieux Foundation, which has raised more than \$25 million for charity. More information is available at mariolemieux.org.

Mario and his wife, Nathalie, have raised four children and reside in Sewickley.



RON BURKLE

CO-OWNER

Ron Burkle, one of the preeminent investors in retail, hospitality, technology and distribution industries, is also a three-time Stanley Cup champion as co-owner of the Pittsburgh Penguins.

Burkle teamed with Mario Lemieux to buy the team out of bankruptcy in September, 1999, and together they have become one of the outstanding ownership duos in professional sports, winning three Cups from 2009-2017.

Among Burkle's many significant contributions to the Penguins was his essential role in negotiations for a new arena. PPG Paints Arena is considered one of the finest indoor facilities in North America and has attracted many national-level events to Pittsburgh, including NCAA basketball and hockey. But he also helped create a winning mindset for the Penguins organization both on and off the ice.

Although Burkle prefers to operate quietly and behind the scenes, Lemieux praises his immense role in the team's success.

"Ron is one of the main reasons we still have hockey in Pittsburgh," Lemieux told the *Pittsburgh Post-Gazette*. "If I was not able to buy the Penguins and have Ron as our top investor, I don't think the Penguins would be here today. He's a great guy and a very smart businessman. He loves Pittsburgh, he loves the Penguins. I think people should know that."

Under the leadership of Lemieux and Burkle, the Penguins have sold out every game for 11-plus seasons and consistently ranked among the most fan-friendly and community-minded teams in the NHL and all of pro sports.


The Penguins have earned 12 straight playoff berths and reached the conference finals five times in the past 11 years, in addition to the three Cups. The team's solid foundation of ownership has enabled hockey management to spend to the

salary cap, sign many of the team's core players to long-term contracts and put a competitive team on the ice year after year.

Burkle founded the Yucaipa Companies in 1986 and has served as Chairman of the Board and controlling shareholder of numerous companies, including Americold, Soho House, Golden State Foods, Dominick's, Fred Meyer, Ralphs and Food4Less.

Ron is Co-Chairman of the Burkle Center for International Relations at UCLA and is broadly involved in the community. He is a member of the Board of The Scripps Research Institute, the National Urban League and Frank Lloyd Wright Conservancy. He is a trustee of the Carter Center, and AIDS Project Los Angeles (APLA). Ron was the Founder and Chairman of the Ralphs/Food4Less Foundation and the Fred Meyer Inc. Foundation. He was a member of the board of Occidental Petroleum Corporation (NYSE: OXY), KB Home (NYSE: KBH), Kaufman & Broad S.A. (Euronext: KOF), Yahoo! (Nasdaq: YHOO), the J. Paul Getty Trust, the Los Angeles County Museum of Art, The Music Center and the Museum of Contemporary Art, Los Angeles.

He has received numerous honors and awards, including the AFL-CIO's Murray Green Meany Kirkland Community Service Award, the Los Angeles County Federation Man of the Year, the Los Angeles County Boy Scouts Jimmy Stewart Person of the Year Award and the APLA Commitment to Life Award.



DAVID MOREHOUSE

CHIEF EXECUTIVE OFFICER & PRESIDENT

In 11 seasons as a senior executive with the Penguins, David Morehouse has seen the team win three Stanley Cups, make the Cup Finals four times and reach the conference finals five times.

Though his expertise is on the team's business side – especially branding and marketing – Morehouse's greatest achievement has been creating a corporate culture that has driven the Penguins to consistent excellence both on and off the ice.

"It's no coincidence that we've enjoyed this kind of success with David Morehouse as our key senior executive," said co-owner Ron Burkle. "We've obviously made a lot of great acquisitions on the player side, but one of the best acquisitions we've ever made was David himself."

The Penguins have become one of the NHL's strongest business entities during Morehouse's tenure – selling out every game for 11-plus seasons, setting new standards for television ratings and corporate sales and increasing their focus on innovative youth marketing. The Penguins again led all U.S.-based NHL teams in local television ratings in 2017-18.


Morehouse joined the team as a consultant on the new arena project in 2004 and was named team president in April 2007. He was given the additional responsibilities of Chief Executive Officer just as the team's new arena was opening in August, 2010.

Under his leadership, the Penguins have reshaped their strategic vision with an emphasis on branding, fan relations, community

interaction, corporate outreach and cutting-edge technology, while maintaining a high level of performance on the ice.

A strong commitment to fan outreach includes an annual event where players personally deliver season tickets to fans' homes and a special preseason game where all 18,000 tickets are distributed free to local youth. Morehouse also was a driving force behind the new UPMC Lemieux Sports Complex, which opened in August, 2015. It is the first facility to combine hockey with a world-class medical center and sports performance complex.

Morehouse joined the Penguins following a career in national politics that included stints at the White House, Pentagon and on Capitol Hill – as well as key roles in two Presidential campaigns. He attended the Community College of Allegheny County and Duquesne University and received a master's degree in Public Administration from Harvard University's John F. Kennedy School of Government. He is a native of the Pittsburgh neighborhood of Beechview.



TRAVIS WILLIAMS

CHIEF OPERATING OFFICER

Travis Williams is in his 11th season as a senior executive with the Penguins, currently serving as Chief Operating Officer and overseeing day-to-day business and arena operations.

In addition, Williams serves as the Penguins' point man on the development of the former Civic Arena site and oversaw the construction of the much-acclaimed UPMC Lemieux Sports Complex in Cranberry.

Williams joined the Penguins in 2008 as Senior Vice President of Business Affairs/General Counsel. One of his first responsibilities was to guide the construction and development of the team's new arena – bringing the project to completion on time and under budget for the start of the 2010-11 season. He now serves as the team's liaison with building manager AEG Facilities, working closely with AEG on all arena-related events, including major concerts and national-level sporting events.

Previously, Williams had been a partner at Reed Smith LLP,


where he specialized in mergers and acquisitions, investment management, commercial lending and general corporate matters. During his 12 years at Reed Smith, Williams also represented several sports franchises, regional sports networks and other sports-related businesses.

A native of Indianapolis, he graduated from Penn State University and received a Juris Doctorate from Duquesne University, summa cum laude. While at Duquesne, he was a member of the Duquesne Law Review and the Duquesne Business Law Journal.



JIM RUTHERFORD

EXECUTIVE VICE PRESIDENT & GENERAL MANAGER



- Orchestrated a lineup overhaul during his first 4 years on the job that resulted in back-to-back Stanley Cup titles in 2016 and '17
- Only GM in modern NHL era (post-1967 expansion) to win Stanley Cup titles with 2 different teams (Pittsburgh - 2016, '17; Carolina - 2006). Also 1 of just 7 GMs to win 3 Cups since 1967 (1 of 4 active)
- Named NHL's General Manager of the Year in 2016 after his key trade acquisitions - including Phil Kessel, Nick Bonino, Trevor Daley and Carl Hagelin - an injection of youth from within the organization and the promotion of head coach Mike Sullivan transformed the Penguins into a fast and dominant championship team
- In his 5th season as the Penguins GM after being hired on June 6, 2014. Signed 3-year contract extension through 2018-19
- Spent 20 years as GM of the Carolina Hurricanes/Hartford Whalers franchise from 1994-2014. Architect of the Carolina Hurricanes' 2006 Stanley Cup championship squad and 2002 Stanley Cup finalist team
- Also served 20 years as president of Carolina/Hartford, taking the post in 1994. In his role as president/GM, Rutherford oversaw operations on both the hockey and business sides of the organization
- The Hockey News*' 'Executive of the Year' in 2002 and '06. Voted by his NHL GM peers as *Sporting News* 'Executive of the Year' in 2006. Named NHL GM of the Year in 2016
- Spearheaded the efforts to bring the 2004 NHL Draft and 2011 NHL All-Star Game to Raleigh
- Ontario Hockey League (OHL) 'Executive of the Year' in back-to-back years with the Windsor Spitfires in 1987 and '88
- Oversaw a Spitfires team that won the OHL championship in 1988 and earned a berth in the Memorial Cup
- Was the 1987 Canadian Hockey League (CHL) 'Executive of the Year'
- In 2009, was named "All-Time Executive" on the Ontario Minor Hockey Association's (OMHA) "All-Time Great Team," which included Wayne Gretzky, Doug Gilmour, Syl Apps, Bobby Orr, Rob Blake, Curtis Joseph and coach Roger Neilson
- Spent over 30 years working with Compuware Sports Corporation, overseeing the purchase of Windsor in 1984 and bringing the first American-based OHL franchise to Detroit in 1989
- Rutherford, 69, is a native of Beeton, Ontario

Playing Career

- Played 13 years as a goaltender in the NHL, including 3 seasons with the Pittsburgh Penguins from 1971-74
- Selected by the Detroit Red Wings in the 1st round (10th overall) in the 1969 NHL Draft
- Appeared in 457 career NHL games with Pittsburgh, Toronto, Los Angeles and Detroit
- Represented Canada at the 1977 and '79 World Championships



BILL GUERIN

ASSISTANT GENERAL MANAGER

- In his 5th season as Penguins assistant GM, and 8th overall on team's hockey operations staff
- Promoted to his current role on June 6, 2014
- Named general manager of Wilkes-Barre/Scranton, the Pens' AHL affiliate, on June 16, 2017. He oversees the day-to-day operations and decisions relating to the club
- Was the Penguins player development coach from 2011-14
- Helped develop the Penguins' minor league, junior and college prospects as development coach, many of whom were key contributors to the team's 2016 and '17 Stanley Cup titles
- Guerin, 47, is a native of Worcester, Massachusetts



Playing Career

- Played 18 NHL seasons, including his final 2 with the Penguins
- Won 2 Stanley Cups – 2009 with Pittsburgh and 1995 with New Jersey
- His play and leadership were key to the Penguins' 2009 Stanley Cup championship after being acquired at the NHL trade deadline
- In addition to Pittsburgh and New Jersey, he also played for Edmonton, Boston, Dallas, St. Louis, San Jose and the NY Islanders
- Tallied 429 career goals and 856 points in 1,263 career NHL games
- Became the 8th U.S.-born player to reach the 400/400 club in career goals and assists
- Posted 5 30-plus goal seasons, including a career-high 41 goals with Boston in 2001-02
- Drafted by New Jersey in the 1st round (5th overall) of the 1989 NHL Draft
- 2013 United States Hockey Hall of Fame inductee
- Represented the United States in 3 Olympic Games (1988, '02, '06), earning a silver medal in '02
- Won a gold medal with Team USA at the 1996 World Cup of Hockey
- Played in 46 games for U.S. National Team during 1991-92 Pre-Olympic Tour
- Represented Team USA at 1989 World Junior Championship
- Played college hockey at Boston College

JASON KARMANOS

ASSISTANT GENERAL MANAGER

- In his 2nd season as Penguins assistant general manager, which he was named on June 16, 2017
- Oversees team's amateur scouting staff while assisting GM Jim Rutherford in all aspects of hockey operations
- Served as Pittsburgh's VP of hockey operations from 2014-17, helping the club win back-to-back Stanley Cups in 2016 and '17
- Spearheaded the revamping of the Penguins' use of hockey analytics to assist management in their decision-making process
- Spent 15 years as an executive for the Carolina Hurricanes from 1998-2013
- Served various roles with Carolina, including executive director of hockey operations and vice president/assistant general manager under current Penguins GM Jim Rutherford
- Was 1 of the architects of Carolina's 2006 Stanley Cup championship squad
- Worked for Robertson Stephens and Company, an investment bank located in Boston
- Earned a Bachelor of Arts degree with honors from Harvard University
- Karmanos, 44, is a native of Orchard Lake, Michigan



Playing Career

- Played 4 years of college hockey at Harvard from 1992-96
- Was a member of Team USA's entry at the 1994 World Junior Championship
- Attended Pittsburgh Penguins training camp in 1996
- Skated 1 season with the Raleigh Ice Caps of the ECHL in 1996-97
- Career was cut short due to an eye injury

MIKE SULLIVAN

HEAD COACH

- Led the Penguins to back-to-back Stanley Cup championships in 2016 and '17 to become 1st American-born coach in NHL history to win multiple Cups
- Is the 2nd head coach to win Stanley Cups in each of his first 2 seasons behind the bench with a team, joining Toe Blake (Montreal, 1956-58)
- Helped steer a club that suffered 286 man-games lost in 2016-17, including 139 from March 1 to the end of the season, to a 50-21-11 mark - becoming the 3rd coach in team history to win 50 games. Even without All-Star defenseman Kris Letang, who was unavailable after Feb. 15 due to a herniated disc, Sullivan led the team to the 2nd-best overall record in the NHL and to a 2nd consecutive Stanley Cup title
- Orchestrated one of the most dramatic turnarounds in NHL history in 2015-16. Began the year as bench boss for Wilkes-Barre/Scranton but was promoted to Pittsburgh on Dec. 12, 2015. Led the Penguins from 9th place in the Eastern Conference to the 2nd-best record in the conference, posting a 33-12-5 mark to finish the year, en route to a Stanley Cup championship
- Became only the 2nd AHL head coach promoted to the NHL mid-season to win the Cup (Dan Bylsma, Pittsburgh, 2009). Was named head coach of the Wilkes-Barre/Scranton Penguins on June 18, 2015
- Has 15 years of NHL (Pittsburgh, Boston), AHL (Wilkes-Barre/Scranton, Providence) and international coaching experience
- Has a career NHL head coaching record of 200-122-60 with 2 Stanley Cup championships (Pittsburgh, 2016, '17) and 1 division championship (Boston, Northeast, 2003-04) on his resume
- Served 2 seasons as the head coach of the Boston Bruins from 2003-06. Led Boston to a Northeast Division crown in his first season as head coach (2003-04) with a 41-19-22 mark for 104 points
- Compiled record of 41-17-9-4 with Providence Bruins before his promotion to Boston
- Spent 7 years as an NHL assistant coach with Tampa Bay (2007-08), the New York Rangers ('09-13) and Vancouver ('13-14)
- Spent 2014-15 season as member of the Chicago Blackhawks' player development staff, mainly in charge of the development of forward prospects
- Served as assistant coach for the United States at the 2016 World Cup of Hockey
- Served as head coach for the United States national team at the 2007 World Championship and as an assistant at the 2006 Olympics
- Sullivan, 50, is a native of Marshfield, Massachusetts



Playing Career

- Appeared in more than 700 games over an 11-season NHL career with San Jose, Calgary, Boston and Phoenix
- Recorded 54 goals, including 16 shorthanded tallies, and 136 points in 709 career games
- Drafted by the New York Rangers in the 4th round (69th overall) of the 1987 NHL Draft
- Played 4 years collegiately at Boston University, serving as the Terriers captain as a senior
- Represented Team USA as a player at the 1988 World Junior Championship and the 1997 World Championship



SERGEI GONCHAR

ASSISTANT COACH

- In his 2nd season as assistant coach
- Works closely with Pittsburgh's defensive unit in all facets of the game
- Served as team's defenseman development coach from 2015-17. Worked closely with the club's blueliners during 2 Stanley Cup-winning seasons
- Utilizes extensive use of video to coach and teach Penguins' blueliners
- Gonchar, 44, was born in Chelyabinsk, Russia



Playing Career

- Played 20 NHL seasons with Washington, Boston, Pittsburgh, Ottawa, Dallas and Montreal
- Recorded 811 points (220G-591A) in 1,301 career regular-season games, the most points among Russian-born blueliners in NHL history
- Won Stanley Cup with Pittsburgh in 2009 and played in Penguins' Stanley Cup Final appearance in '08
- Posted 259 points (54G-205A) in 322 career regular-season games for Pittsburgh from 2005-10.
- His 44 postseason points (7G-37A) with the Penguins is surpassed only by Larry Murphy and Kris Letang among defensemen
- Earned NHL Second-Team All-Star in 2001-02 and '02-03 with Washington. Led the NHL in goals by a defenseman in both seasons (26, 18 respectively)
- Originally drafted by Washington in the 1st round (14th overall) of the 1992 NHL Draft
- Represented Russia in several international tournaments, including 4 Winter Olympic Games, 2 World Championships, a World Junior Championship, 2 World Cups of Hockey and a European Junior Championship
- Played in 4 Winter Olympic Games (1998, '02, '06, '10) for Russia
- Won a silver medal at the 1998 Winter Olympic Games and a bronze medal at the '02 Games for Russia

JACQUES MARTIN

ASSISTANT COACH

- Won his 1st Stanley Cup championship in 2016 in his 30th year of coaching in the NHL. Won his 2nd title a season later in 2017
- Named assistant coach of the Penguins on Dec. 12, 2015 following the promotion of Mike Sullivan as head coach
- Began the 2015-16 season as special assistant to the head coach
- Previously served as a special advisor to GM Jim Rutherford in 2014-15 season and as an assistant coach in 2013-14
- Won 1999 Jack Adams Award as NHL Coach of the Year after leading Ottawa to a 44-23-15 record for 103 points and the Northeast Division title. Franchise's first 100-point season and division title
- Won 613 games and made 12 playoff appearances in 17 seasons as an NHL head coach
- Served as NHL head coach for St. Louis (1986-88), Ottawa (1995-04), Florida (2005-08) and Montreal (2009-12). Also served as an assistant coach with Chicago (1988-90) and Colorado (1990-96)
- Won gold medals as an assistant coach for Team Canada at the 2002 Olympics and the 2004 World Cup of Hockey. Also served as assistant coach for the 2006 Canadian Olympic team
- Coaching career began in the OHL in 1983 as an assistant coach for the Peterborough Petes. Martin won the OHL's Matt Layden Trophy as the league's top coach in his only season as bench boss after guiding the 1985-86 Guelph Platers to the Memorial Cup championship
- Martin, 66, is a native of Saint-Pascal Baylon, Ontario



Playing Career

- Played 2 seasons at St. Lawrence University (1972-74), appearing in 28 games as a goaltender

MARK RECCHI

ASSISTANT COACH

- In his 2nd season as Penguins assistant coach
- Handles the team's forward group and works closely with head coach Mike Sullivan on the power play
- Served as Penguins development coach from 2014-17
- Was responsible for working with young prospects throughout the Penguins organization – assisting in the development of players in the

minor leagues as well as junior and college hockey

- Served as a senior advisor for the Dallas Stars from 2012-14
- Recchi, 50, is a native of Kamloops, British Columbia



Playing Career

- Elected to the Hockey Hall of Fame in the Class of 2017
- Veteran of 22 NHL seasons, including parts of 7 seasons with the Penguins
- Is a 3-time Stanley Cup champion with Pittsburgh (1991), Carolina (2006) and Boston (2011)
- Career numbers: 1,652 games played; 577 goals; 956 assists; 1,533 points
- 7-time NHL All-Star (1991, '93, '94, '97, '98, '99, '00); MVP of 1997 All-Star Game
- Played for Pittsburgh, Philadelphia, Montreal, Carolina, Atlanta, Tampa Bay and Boston before retiring in 2011
- Scored 154 goals, 385 points in 3 stints in Pittsburgh
- Led Penguins in scoring in 1990-91 with 40 goals and 113 points;

added 10 goals and 34 points in postseason to help Pittsburgh win its 1st Stanley Cup

- Posted 40 or more goals in 4 seasons and scored a career-high 53 goals in 1992-93 with Philadelphia
- Recorded 100 points 3 times
- Original draft pick of Penguins (4th round, 67th overall, 1988)
- Only 11th NHL player to play in 4 decades ('80s, '90s, '00s, '10s)
- Represented Canada in the Olympics (1998), 3 World Championships (1990, '93, '97) and World Junior Championship (1988)
- Played junior hockey with New Westminster and Kamloops of the Western Hockey League
- His No. 8 is retired by Kamloops

MIKE BUCKLEY

GOALTENDING COACH

- In his 2nd season as Penguins goaltending coach
- Served 4 seasons as the Penguins goaltending development coach from 2013-17. Was responsible for working with and assisting in the development of goalie prospects throughout the Penguins organization
- Helped mentor Matt Murray into a 2-time Stanley Cup-winning goaltender, the 4th rookie netminder to lead his team to a Cup title and a tie of the NHL rookie goaltending record with 15 playoff wins
- Assists in the evaluation and scouting of amateur goaltenders
- Has also worked as goaltending consultant for the Columbus Blue Jackets (2010-12) and for Dynamo Minsk of the Kontinental Hockey League (KHL)
- Before joining the Penguins he served as goaltending coach for 1 year

(2012-13) at the University of New Hampshire, helping the Wildcats advance to the 2nd round of the NCAA Tournament

- Also worked as goaltending coach with USA Hockey
- Worked 5 seasons as goaltending coach at his alma mater, the University of Massachusetts-Amherst, from 2007-12
- Holds dual title of president/head instructor at Goaltending Development Services Inc. since 2004, where he trains NHL, AHL and college goalies throughout the season and summer
- Has trained the likes of Tuukka Rask and Jonathan Quick



Playing Career

- Played 5 seasons of professional hockey with Mississippi and Gwinnett of the ECHL from 2000-05
- Spent 4 years playing collegiately at UMass-Amherst

DEREK CLANCEY

DIRECTOR OF PROFESSIONAL SCOUTING

- In his 9th season as director of professional scouting since being promoted in 2010
- Coordinates the team's pro scouting efforts in North America and Europe
- Is a 3-time Stanley Cup champion with Pittsburgh (2009, '16, '17)
- Joined organization in 2007, serving 3 years as a pro scout
- Head coach with ECHL franchises Jackson (1999-03), Reading ('03-'05) and Dayton ('06-07)
- Career head coaching record of 260-184-52
- All-time coaching wins leader for the Chesapeake/Jackson franchise
- Assistant coach with Manchester of the American Hockey League (2005-06)
- First Newfoundland native to both coach and scout for a professional hockey team



Playing Career

- Played 8 seasons of professional hockey with Winston-Salem, Toledo, Erie, Columbus and Chesapeake of the ECHL
- Retired as the ECHL's all-time assist leader (367)
- Is the all-time leading scorer for both the Columbus/Reading (313) and Chesapeake/Jackson (184) franchises
- As a sophomore playing university hockey in Canada, he was named MVP of his conference, finished second in the nation in points and was nominated for the Sullivan Award, which is the equivalent to the Hobey Baker Award
- Only person to win the Stanley Cup and Boyle Trophy - the 2 oldest hockey championship trophies in North America

PATRIK ALLVIN

DIRECTOR OF AMATEUR SCOUTING

- In his 2nd season as director of amateur scouting
- Oversees the Penguins' amateur scouting efforts in North America and Europe. Reports directly to assistant GM Jason Karmanos
- In his 12th season overall as a member of the Penguins' scouting staff. Served as head European scout from 2012-17 and as a European scout from 2006-12
- Worked as a European scout for Montreal from 2002-06
- Allvin, 43, is a native of Falun, Sweden




Playing Career

- Played 9 seasons of professional hockey as a defenseman in both Europe and North America
- Played for the Atlanta Knights (IHL) and Nashville Knights (ECHL) in 1995-96 and the Quebec Rafales (IHL) and Pensacola Ice Pilots (ECHL) in 1996-97
- Played 7 seasons of pro hockey in Sweden with Arvika HC (1993-94), IK Vita Hasten (1994-95), Bodens IK (1997-98), Mora IK (1998-99, 2000-02), Leksands IF (1999-00) and Sparta Sarpsborg (2000-01)

SCOTT YOUNG

DIRECTOR OF PLAYER DEVELOPMENT

- In his 2nd season as director of player development
- Oversees the Penguins' efforts at developing prospects in the minor leagues as well as junior and college hockey
- Joined his alma mater Boston University in 2014 as director of hockey operations. Moved behind the bench in 2015 as an assistant coach
- Served as an assistant coach for Team USA at the 2018 Winter Olympic Games in PyeongChang
- Young, 50, is a native of Clinton, Massachusetts




Playing Career

- Played 16 NHL seasons with Hartford, Pittsburgh, Quebec, Colorado, Anaheim, St. Louis and Dallas
- 2-time Stanley Cup champion with Pittsburgh (1991) and Colorado (1996)
- Totaled 342 goals, 415 assists and 757 points in 1,181 career NHL games
- Notched 8 seasons of 20 goals or more. Also posted 7 50-point campaigns
- Set career highs in goals (40) and points (73) in 2000-01 with the St. Louis Blues
- Originally drafted by Hartford in the 1st round (11th overall) in the 1986 NHL Draft
- Enshrined in United States Hockey Hall of Fame in the Class of 2017
- Won a silver medal at the 2002 Olympic Games in Salt Lake City. Also won gold at the 1996 World Cup of Hockey and bronze in the 1986 World Junior Championship
- Represented the United States in 3 Winter Olympic Games (1988, 1992 and 2002), 3 World Championships (1987, '89, '94) and 3 World Junior Championships (1985-87)
- Played 2 seasons of collegiate hockey with Boston University from 1985-87, winning Hockey East Rookie of the Year in 1986

TOM KOSTOPOULOS

PLAYER DEVELOPMENT COACH

- In his 1st season as player development coach
- Works closely with director of player development Scott Young
- Is responsible for working with young prospects throughout the Penguins organization - assisting in the development of players in the minor leagues, junior and college hockey
- Credited with development of current Stanley Cup-winning Penguins
- Matt Murray, Jake Guentzel and Bryan Rust during their time playing together in Wilkes-Barre/Scranton of the American Hockey League
- Kostopoulos, 39, is a native of Mississauga, Ontario




Playing Career

- Played 19 seasons of pro hockey in the NHL and American Hockey League
- Played in 1,468 games in the NHL and AHL during the regular season and playoffs. Is 1 of 4 players to appear in over 600 games in both the NHL and AHL
- Drafted by Penguins in 7th round (204th overall) in the 1999 NHL Draft
- Appeared in 630 career NHL games for Pittsburgh, Los Angeles, Montreal, Carolina, Calgary and New Jersey
- Posted 61 goals, 96 assists and 157 points during NHL career. Added 3 goals, 5 points in 16 playoff contests
- Served 3 stints with Wilkes-Barre/Scranton (1999-04; 2012-13; 2013-18). Was team's captain during final 5 seasons from 2013-18
- All-time leader for WBS in games played (588), goals (159), assists (257), points (416), playoff games played (94), playoff goals (23), playoff assists (44) and playoff points (67)
- Helped lead WBS to 2 Calder Cup Finals (2001, '04) appearances and 4 Eastern Conference Finals (2001, '04, '13, '14)
- Spent 1 season with Manchester of the AHL (2004-05)
- Played 3 seasons with London of the Ontario Hockey League from 1996-99

ANDY CHIODO

GOALTENDING DEVELOPMENT COACH

- In his 1st season as goaltending development coach
- Works closely with goaltending coach Mike Buckley in coordinating the development of team's goaltending prospects
- Is responsible for working with young goaltending prospects throughout the Penguins organization in the minor leagues, junior and college hockey
- Served as goaltending coach for Ottawa 67's of the Ontario Hockey League in 2017-18
- Chiodo, 35, is a native of Toronto, Ontario




Playing Career

- Played 14 seasons of pro hockey in the NHL, AHL, ECHL and Europe
- Appeared in 8 NHL games for Pittsburgh in 2003-04
- Won 1st career NHL game with a 4-3 overtime victory against Phoenix on Feb. 25, 2004 - a win that snapped the Penguins' franchise-tying 18-game winless streak
- Drafted by the Penguins in the 7th round (199th overall) of the 2003 NHL Draft
- Played 4 seasons in the AHL with Wilkes-Barre/Scranton (2003-06) and Binghamton (2009-10)
- Led WBS to Calder Cup Final in 2004, posting a 2.18 GAA, .916 save percentage and 3 shutouts in postseason
- Also played in Russia's KHL, Finland and Austria
- Won 2008 league championship with Karpat of the Finnish League
- Played 3 seasons in the Ontario Hockey League with Toronto from 2000-03

CLARK DONATELLI

WILKES-BARRE/SCRANTON HEAD COACH

- In his 4th season as head coach of the Wilkes-Barre/Scranton Penguins
- Steered WBS to the top regular-season record in the AHL, including an Atlantic Division title and 51 regular-season victories in 2016-17 despite losing many of his top players to NHL callups as Pittsburgh battled through 286 man-games lost to injury
- Named Wilkes-Barre/Scranton head coach on Dec. 22, 2015 following Mike Sullivan's promotion to Pittsburgh
- Spent 4-plus seasons as head coach of the Wheeling Nailers of the ECHL from 2011-15
- All-time wins leader in franchise history for Wheeling with 147
- Posted career record of 147-119-10-22 with Wheeling
- In his 5 seasons behind the bench for Wheeling, the Nailers qualified for the Kelly Cup Playoffs 4 times, and he is the only coach in Nailers history to take team to consecutive playoff appearances
- Served as Wheeling assistant coach before being promoted to head coach halfway through the 2011-12 season
- Donatelli, 50, is a native of Providence, RI



Playing Career

- Played 35 NHL games for Minnesota and Boston
- Also played for Providence of the AHL and Kalamazoo, San Diego, Los Angeles and Detroit of the IHL
- Played 3 seasons of collegiate hockey at Boston University from 1984-87
- Was a Terriers teammate of Pittsburgh head coach Mike Sullivan in his final season at Boston University
- Represented the United States in 2 Winter Olympic Games (1988, '92), 3 World Championships (1985-87) and 2 World Junior Championships (1984-85)
- Served as team captain for the United States in the 1992 Winter Olympic Games and at the '85 World Junior Championship

J.D. FORREST

WILKES-BARRE/SCRANTON ASSISTANT COACH

- In his 3rd season as assistant coach for the Wilkes-Barre/Scranton Penguins. Named to position on August 2, 2016
- Coached Austria's top farm team, Salzburg, in 2015-16
- Led Salzburg to 32-22 record in international Red Bull Hockey Series and a perfect 4-0 in season-ending tournament
- Served as assistant coach for U.S. National Team Development Program in 2014-15
- Forrest, 36, is a native of Auburn, NY



Playing Career

- Played 9 seasons of pro hockey in North America and Europe
- Saw action with Albany and Worcester of the AHL, as well as playing in Finland, Sweden, Switzerland and Germany
- Originally drafted in the 6th round (181st overall) of the 2000 NHL Draft by Carolina
- Played collegiately at Boston College for 4 seasons from 2000-04
- Played for U.S. National Team Development Program, winning a gold medal at the Under-18 World Junior Championship

JARROD SKALDE

WILKES-BARRE/SCRANTON ASSISTANT COACH

- In his 1st season as assistant coach for the Wilkes-Barre/Scranton Penguins. Named to position on August 31, 2018
- Was organization's player development coach in 2017-18
- Spent the past 9 years as a coach in various capacities
- Served as head coach for Guelph (Ontario Hockey League, 2015-17), Norfolk (American Hockey League, 2014-15), Cincinnati (ECHL, 2010-13) and Bloomington Prairie (International Hockey League, 2008-10).
- Also was an assistant coach with Norfolk in 2013-14
- Named ECHL Coach of the Year in 2013 with Cincinnati
- Skalde, 47, is a native of Niagara Falls, Ontario




Playing Career

- Appeared in over 1,000 career games in 17-plus seasons of professional hockey
- Played 9 NHL seasons with New Jersey, Anaheim, Calgary, San Jose, Dallas, Chicago, Atlanta and Philadelphia
- Also spent time with 7 American Hockey League teams and 6 International Hockey League franchises
- Played pro hockey overseas in Sweden, Switzerland, Asia and Slovenia
- Member of 2 championship teams in his pro career (2001, Orlando, IHL; 2008, HK Jesenice, Slovenia)
- Originally drafted by New Jersey in the 2nd round (26th overall) in the 1989 NHL Draft
- Played 4 seasons in the Ontario Hockey League with Oshawa and Belleville
- Won OHL and Memorial Cup titles in 1990 with Belleville, skating alongside Eric Lindros

EQUIPMENT STAFF




DANA HEINZE
Head Equipment
Manager



JON TAGLIANETTI
Assistant Equipment
Manager



PAUL DEFAZIO
Assistant Equipment
Manager



DANNY KROLL
Assistant Equipment
Manager

MEDICAL/TRAINING STAFF



CHRIS STEWART
Head Athletic Trainer



CURTIS BELL
Director of Sports Performance



PATRICK STEIDLE
Assistant Athletic Trainer



DR. DHARMESH VYAS
Head Team Physician




DR. MELISSA MCLANE
Assistant Team Physician



ANDY O'BRIEN
Director of Sports Science



ALEX TRINCA
Strength and
Conditioning Coach



ALEXI PIANOSI
Assistant Strength and
Conditioning Coach




TY HENNES
Skating and Skills
Development Coach

HOCKEY SUPPORT STAFF



ANDY SAUCIER
Video Coach



SAM VENTURA
Director of Hockey Research



JIM BRITT
Director of Team Operations



ERIK HEASLEY
Hockey Operations Manager



MICHELE COLAIANNI
Executive Assistant to EVP/GM



JEN BULLANO

Sr. Director of Communications



JASON SEIDLING

Director of Communications

SCOUTING **STAFF**



AL SANTILLI

Pro Scout



RYAN BOWNESS

Pro Scout



COLIN ALEXANDER

Amateur Scout



BRIAN FITZGERALD

Amateur Scout



LUC GAUTHIER

Amateur Scout



FRANK GOLDEN

Amateur Scout



JAY HEINBUCK

Amateur Scout



JAMIE HUFFMAN

Amateur Scout



DAN MCLEAN

Amateur Scout



CASEY TORRES

Amateur Scout



WARREN YOUNG

Amateur Scout



PETRI PAKASLAHTI

European Scout




REINE RAUHALA

European Scout



TOMMY WESTLUND

European Scout



GILLES MELOCHE

Special Assignment Scout



KEVIN STEVENS

Special Assignment Scout

STAFF DIRECTORY

OWNERSHIP

Pittsburgh Penguins LP

EXECUTIVE OPERATIONS

Co-owner/Chairman Mario Lemieux
 Co-owner Ron Burkle
 CEO/President David Morehouse
 Executive Vice President and General Manager Jim Rutherford
 COO/General Counsel Travis Williams
 Senior Vice President, Sales and Broadcasting Terry Kalna
 Senior Vice President, Finance Kevin Hart
 Vice President, Communications Tom McMillan
 Senior Vice President, Marketing James Santilli
 Vice President, Ticket Sales Chad Slencak
 Director, Events and Hospitality Kat Smerdel
 Executive Assistants Susan Carper, Nicole Schaaf, Molly Trunzo
 Coordinator, Shipping and Receiving Brett Hart
 Receptionist Kelly Hart

HOCKEY OPERATIONS

Assistant General Managers Bill Guerin, Jason Karmanos
 Head Coach Mike Sullivan
 Assistant Coaches Sergei Gonchar, Jacques Martin, Mark Recchi
 Goaltending Coach Mike Buckley
 Video Coach Andy Saucier
 Director, Player Development Scott Young
 Player Development Coach Tom Kostopoulos
 Goaltending Development Coach Andy Chiodo
 Skills Development Professional Ty Hennes
 Director, Team Operations Jim Britt
 Director of Hockey Research Sam Ventura
 Manager Hockey Operations Erik Heasley
 Executive Assistant to EVP/GM Michele Colaianni

SCOUTS

Director, Professional Scouting Derek Clancey
 Professional Scouts Ryan Bowness, Al Santilli
 Director of Amateur Scouting Patrick Allvin
 Amateur Scouts Colin Alexander, Brian Fitzgerald, Luc Gauthier, Frank Golden,
 Jay Heinbuck, Jamie Huffman, Dan McLean, Wayne Meier, Reine Rauhala, Casey Torres, Warren Young
 European Scouts Petri Pakaslanti, Tommy Westlund
 Special Assignment Scouts Gilles Meloche, Kevin Stevens

EQUIPMENT/TRAINING STAFF

Head Equipment Manager Dana Heinze
 Assistant Equipment Managers Paul DeFazio, Danny Kroll, Jon Taglianetti
 Head Athletic Trainer Chris Stewart
 Director of Sports Performance Curtis Bell
 Assistant Athletic Trainer Patrick Steidle
 Head Team Physician Dr. Dharmesh Vyas, M.D.
 Assistant Team Physician Dr. Melissa McLane, D.O.
 Director, Sport Science Andy O'Brien
 Strength and Conditioning Coach Alex Trinca
 Assistant Strength & Conditioning Coach Alexi Pianosi

COMMUNICATIONS

Senior Director, Communications Jennifer Bullano Ridgley
 Director, Communications Jason Seidling
 Executive Producer, Penguins Radio Wayne Anderson
 Radio Broadcasters Phil Bourque, Mike Lange
 Radio Host Josh Getzoff
 Communications Specialist Paul Steigerwald

PARTNERSHIP SALES/MARKETING

Senior Director, Partnership Sales and Media Mark Turley
 Senior Director, Partnership Marketing Ross Miller
 Senior Director, Partnership Sales Jack Tipton
 Senior Manager, Partnership Sales Brett Baur
 Manager, Partnership Sales Darryle Bajomo
 Director, Partnership Operations Lori Wineland
 Senior Managers, Partnership Marketing Devin Beahm, Paige Hancher, Erin Lockwood, Jim Meyer
 Manager, Partnership Marketing Matt Dentinger
 Liaison, Partnership Sales Pierre Larouche

NEW MEDIA

Director, Content Sam Kasan
 Manager, Content Michelle Crechiolo
 Director, New Media Andi Perelman
 Coordinators, New Media Jonathan Kabana, Jamie Louden, Evan Schall

MARKETING

Senior Director, Creative Services and Publications Barb Pilarski
 Senior Director, Digital Marketing Leo McCafferty
 Manager, Publications Erin Halley
 Manager, Graphic Design Dave Scheponik
 Graphic Designer Jen Navari
 Director, Fan Development and Special Events Jill Shipley
 Manager, Fan Development Laura Spencer
 Manager, Youth Hockey Mike Chiasson
 Local Manager, Learn to Play Program Rocky Saganuik

TECHNOLOGY

Systems Administrator Jason Henry
 Junior Systems Administrators Dan Lange, Justin Mellor, Alex Navarette
 Manager, CRM Mark Walczak

UPMC LEMIEUX SPORTS COMPLEX

President, UPMC Lemieux Sports Complex Rich Hixon
 Executive Director, Hockey Development and Programming Brian Mueller
 Director, Facility Operations Brandon Radeke
 Director, Business Operations Kara Radeke
 Manager, Facility Operations Christopher Banks
 Assistant Manager, Facility Operations Connor Mack, Patrick McMurray
 Manager, Accounting Neal Bruder
 Coordinator, Programming Abby Greenbaum
 Skills Development Professionals Trevor Edwards, Jeff Hannan, Kevin Muller
 Coordinator, Youth Skating and Introductory Programs Angela Gubala
 Director, Adult Leagues, Camps and Tournaments Mark Shuttleworth
 Director, Elite Hockey Danny MacKinnon
 Director, Sports Performance William Larkins

GAME ENTERTAINMENT AND PRODUCTION

Senior Director, Production and Game Presentation Rod Murray
 Director, Event Presentation Bill Wareham
 Director, Production Operations Mike Davenport
 Producers, In The Room Andrew McIntyre, Jon Otte
 Producer, PensTV Mark Cottingham
 Producer Meghan McManimon
 Manager, Motion Graphics Aaron Spiegel
 Producers, Motion Graphics Design Dave Distilli, Ethan Mansberger
 Host Celine Pompeani
 Public Address Announcer Ryan Mill

FINANCE

Director, Finance Mark R. Kuczinski
 Senior Accountant Troy Ussack
 Financial Analyst Derek Bacon
 Payroll Manager Andrea Winschel
 Accounts Payable Tawni Love

TICKETING

Senior Director, Premium Seating Brian Magness
 Senior Director, Ticket Sales George Murphy
 Managers, Premium Seating Kyle Lux, Jon Seelnacht
 Manager, Premium Services Julia Ivery
 Managers, Group Sales Mike Zatchey, Ashley Smith
 Manager, Ticket Sales Nicole Rudy
 Senior Ticket Sales Account Executives George Birman, Jeff Blizman, Bonnie Golinski
 Ticket Sales Account Executive Brian Fischer
 Inside Sales Representatives Kevin Devine, Dani McSweeney
 Managers, Box Office Kelly Gabany
 Manager, Box Office Operations Jason Onufer
 Box Office Assistant Manager Kirsten Burkes
 Director, Customer Service Kathy Davis
 Customer Service Representative Holly Bandish
 Senior Director, Database Marketing Erin Exley
 Manager, Database Marketing Danny Gardner

PENGUINS FOUNDATION

President Dave Soltesz
 Director, Foundation Programs Amanda Susko
 Manager, Foundation Programs Abbey Braddock
 Program Coordinators Madison Connelly, Darya Snozik
 Director, Community/Alumni Relations Cindy Himes
 Liaison, Community Relations Ed Johnston

PLAYERS



Penguins

PITTSBURGH

PENGUINS

PITTSBURGH


YOU WON'T FIND A DEEPER LINEUP

SHOP IN-STORE & ONLINE FOR THE BEST
SELECTION OF PENGUINS® GEAR & APPAREL


DICK'S
FAN SHOP
EST. 1948

EVERY SEASON STARTS AT
DICK'S
SPORTING GOODS


OFFICIAL SPORTING GOODS RETAILER
OF THE PITTSBURGH PENGUINS®
AND FOUNDING PARTNER
OF THE PPG PAINTS ARENA®




2018.19 HEAD SHOTS




ZACH
ASTON-REESE
46



TEDDY
BLUEGER
53




DERICK
BRASSARD
19



SIDNEY
CROSBY
87



MATT
CULLEN
7




KEVIN
CZUCZMAN
27



CASEY
DESMITH
1




BRIAN
DUMOULIN
8



STEFAN
ELLIOTT
24




DEREK
GRANT
38



JAKE
GUENTZEL
59




CARL
HAGELIN
62



JIMMY
HAYES
11



PATRIC
HORNOVIST
72




TRISTAN
JARRY
35



JACK
JOHNSON
73




PHIL
KESSEL
81




KRIS
LETANG
58




TOBIAS
LINDBERG
25




OLLI
MAATTA
3




EVGENI
MALKIN
71



MATT
MURRAY
30



JAMIE
OLEKSIK
6



JUUSO
RIIKOLA
50




CHAD
RUHWEDL
2




BRYAN
RUST
17



JUSTIN
SCHULTZ
4




RILEY
SHEAHAN
15



DOMINIK
SIMON
12



DANIEL
SPRONG
41



CHRIS
SUMMERS
55



ZACH
TROTMAN
5



GARRETT
WILSON
10

ZACH ASTON-REESE

F

PRONOUNCED AS-tuhn-REES, ZAK

SIGNED Through 2018-19 Season

DOB 8/10/94 **BIRTHPLACE** Staten Island, NY

40

| SHOOTS | HT | WT |
|--------|-----|-----|
| Left | 6-0 | 204 |

ACQUIRED
Signed as a free agent on March 14, 2017.

HOBEBY BAKER

Was 1 of 3 finalists for the 2017 Hobey Baker Award, given to the best player in college hockey, during his senior season with Northeastern.

USHL Played 3 years of USHL hockey with Des Moines and Lincoln from 2010-13. Totaled 50 points in 138 career games. Was selected to the USHL/NHL Top Prospects Game in 2011-12.

SENIOR SURGE

Had a breakout senior year with Northeastern in 2016-17. Posted career highs in goals (31), assists (32), points (63), power-play goals (13) and shots (161). His 31 goals led the entire NCAA, while his 63 points tied for first.

HONORS

Received numerous accolades during collegiate career at Northeastern. Named Hockey East Player of the Year, Hockey East First-Team All-Star and CCM Hockey All-American Team in 2017. Voted Second-Team Hockey East in 2016.



63

Points posted in 2016-17 for Northeastern. His 63 points tied for the NCAA lead, while he became just the 3rd player in NCAA history to post 50-plus points in 30 games or less (Kyle Connor, Michigan, 2015-16; Johnny Gaudreau, Boston College, 2013-14).

31

Goals scored in 2016-17 for Northeastern, leading the entire NCAA.

PRO TIP

Made the jump to the NHL halfway through the 2017-18 season. Played 1st NHL game Feb. 3 at New Jersey. Recorded 1st career NHL goals (2) Feb. 13 vs. Ottawa. Made his playoff debut against Philadelphia in Round One.

COVETED

Was a highly sought-after undrafted free agent following his spectacular senior season at Northeastern, which saw him rank among the top scorers in the NCAA while garnering many awards and being named a finalist for the Hobey Baker Award, given to the best player in college hockey. Signed with Pittsburgh following conclusion of college career. Finished college career with 148 points (66G-82A) and plus-47 in 145 total games.

CAREER HIGHS

| | | |
|----------|--|---|
| 2 | GOALS IN A GAME LAST: (1 time), 02.13.18 vs. OTT | ➔ |
| 1 | ASSISTS IN A GAME LAST: (2 times), 02.23.18 at CAR | ➔ |
| 2 | POINTS IN A GAME LAST: (1 time), 02.13.18 vs. OTT (2G) | ➔ |

SHOTS ON GOAL

4

LAST: (2 times), 02.17.18 vs. TOR

PENALTY MINUTES

2

LAST: (1 time), 04.01.18 vs. WSH

CAREER STATISTICS

| YEAR | TEAM | LEAGUE | REGULAR SEASON | | | | | | | | | | | PLAYOFFS | | | | |
|-----------------------|-------------------|------------|----------------|----------|----------|----------|----------|----------|----------|----------|----------|-----------|----------|----------|----------|----------|----------|----|
| | | | GP | G | A | PTS | PIM | +/- | PP | SH | GW | S | GP | G | A | PTS | PIM | |
| 2010-11 | Des Moines | USHL | 2 | 0 | 0 | 0 | 2 | 1 | 0 | 0 | 0 | 0 | 4 | -- | -- | -- | -- | -- |
| | Lincoln | USHL | 25 | 2 | 3 | 5 | 4 | 1 | 0 | 0 | 1 | 43 | 1 | 0 | 0 | 0 | 5 | |
| 2011-12 | Lincoln | USHL | 53 | 5 | 10 | 15 | 69 | -4 | 1 | 0 | 2 | 89 | 8 | 1 | 2 | 3 | 8 | |
| 2012-13 | Lincoln | USHL | 60 | 9 | 21 | 30 | 113 | 14 | 1 | 0 | 1 | 132 | 5 | 3 | 2 | 5 | 4 | |
| 2013-14 | Northeastern | NCAA | 35 | 8 | 11 | 19 | 22 | 8 | 1 | 0 | 4 | 67 | -- | -- | -- | -- | -- | |
| 2014-15 | Northeastern | NCAA | 31 | 13 | 10 | 23 | 60 | 8 | 5 | 0 | 3 | 88 | -- | -- | -- | -- | -- | |
| 2015-16 | Northeastern | NCAA | 41 | 14 | 29 | 43 | 28 | 18 | 5 | 0 | 3 | 143 | -- | -- | -- | -- | -- | |
| 2016-17 | Northeastern | NCAA | 38 | 31 | 32 | 63 | 72 | 13 | 13 | 4 | 3 | 161 | -- | -- | -- | -- | -- | |
| | Wilkes-Barre | AHL | 10 | 3 | 5 | 8 | 7 | 2 | 1 | 0 | 1 | 25 | -- | -- | -- | -- | -- | |
| 2017-18 | PITTSBURGH | NHL | 16 | 4 | 2 | 6 | 2 | 2 | 0 | 0 | 1 | 20 | 9 | 0 | 1 | 1 | 4 | |
| | Wilkes-Barre | AHL | 41 | 9 | 20 | 29 | 49 | 21 | 1 | 1 | 3 | 78 | -- | -- | -- | -- | -- | |
| PIT/NHL TOTALS | | | 16 | 4 | 2 | 6 | 2 | 2 | 0 | 0 | 1 | 20 | 9 | 0 | 1 | 1 | 4 | |

LOCAL

Aston-Reese's father, William, is a Pittsburgh native. Though he grew up in Staten Island, NY, the family was raised on Pittsburgh sports. One of Aston-Reese's earliest memories was watching the Pens' back-to-back Stanley Cup championships in 1991 and '92 with his brother, William Jr., and father. William Jr. works in the Pittsburgh area at Covestro.

2

GOAL STREAK

LAST: 02.17.18-02.18.18 (2)



0

ASSIST STREAK

LAST: N/A

3

POINT STREAK

LAST: 02.17.18-02.23.18 (2G-1A)



TEDDY BLUEGER

C

PRONOUNCED BLEW-guhr, TEH-dee

SIGNED Through 2018-19 Season

DOB 8/15/94 **BIRTHPLACE** Riga, Latvia

53

| | | |
|---------------|-----------|-----------|
| SHOOTS | HT | WT |
| Left | 6-0 | 185 |

ACQUIRED
Drafted by Penguins in 2nd round (52nd overall) of the 2012 NHL Draft.

OT TEDDY

Set a career-high with 5 game-winning goals for Wilkes-Barre/Scranton in 2017-18. He scored 4 of his 5 game-winners in overtime. His 4 OT goals led the entire American Hockey League.

CAREER YEAR

Set career highs in 2017-18 with Wilkes-Barre/Scranton of the American Hockey League in games played (70), goals (21), assists (24-t), points (45), game-winning goals (5), overtime goals (4) and shots (134). Ranked 3rd on the team in scoring.

AMERICAN LEAGUE

Has played 2-plus seasons of pro hockey in the American Hockey League with Wilkes-Barre/Scranton from 2015-18. Totaled 134 games played, 28 goals, 48 assists and 76 points. Has also appeared in 18 postseason games.

1st

All-Star Team for the Western Collegiate Hockey Association during senior campaign with Minnesota State-Mankato. Finished 2nd in league scoring with 35 points (11G-24A).



MAVERICK

Played 4 seasons of college hockey at Minnesota State-Mankato from 2012-16. Won Western Collegiate Hockey Association tournament championship in back-to-back seasons (2013-14, '14-15). Finished college career with 108 points (31G-77A) in 155 games.

SHATTUCK-ST MARY'S

Played 2 years of prep hockey at Shattuck-St. Mary's in Minnesota from 2009-11 - the same school attended by Sidney Crosby. Blueger helped Shattuck-St. Mary's win back-to-back National Championships in 2010-11 and '11-12.

CAREER HIGHS

0 GOALS IN A GAME
LAST: N/A

0 ASSISTS IN A GAME
LAST: N/A

0 POINTS IN A GAME
LAST: N/A

SHOTS ON GOAL

0

LAST: N/A

PENALTY MINUTES

0

LAST: N/A

CAREER STATISTICS

| YEAR | TEAM | LEAGUE | REGULAR SEASON | | | | | | | | | | PLAYOFFS | | | | | |
|-----------------------|--------------|--------|----------------|----|----|-----|-----|-----|----|----|----|-----|----------|----|----|-----|-----|----|
| | | | GP | G | A | PTS | PIM | +/- | PP | SH | GW | S | GP | G | A | PTS | PIM | |
| 2009-10 | Shattuck | HS-MN | 53 | 20 | 40 | 60 | 84 | -- | -- | -- | -- | -- | -- | -- | -- | -- | -- | -- |
| 2010-11 | Shattuck | HS-MN | 54 | 24 | 42 | 66 | 32 | -- | -- | -- | -- | -- | -- | -- | -- | -- | -- | -- |
| | Latvia | WJ-18 | 4 | 4 | 1 | 5 | 0 | 4 | -- | -- | -- | -- | -- | -- | -- | -- | -- | -- |
| 2011-12 | Shattuck | HS-MN | 51 | 24 | 64 | 88 | 63 | -- | -- | -- | -- | -- | -- | -- | -- | -- | -- | -- |
| | Latvia | WJC | 6 | 1 | 2 | 3 | 2 | -5 | -- | -- | -- | -- | -- | -- | -- | -- | -- | -- |
| 2012-13 | Minn-Mankato | WCHA | 37 | 6 | 13 | 19 | 40 | -2 | 1 | 0 | 2 | -- | -- | -- | -- | -- | -- | -- |
| | Latvia | WJC | 6 | 1 | 1 | 2 | 8 | -8 | 1 | 0 | 0 | 18 | -- | -- | -- | -- | -- | -- |
| 2013-14 | Minn-Mankato | WCHA | 40 | 4 | 22 | 26 | 55 | 2 | 2 | 0 | 1 | 85 | -- | -- | -- | -- | -- | -- |
| | Latvia | WJC | 3 | 0 | 1 | 1 | 8 | -4 | -- | -- | -- | -- | -- | -- | -- | -- | -- | -- |
| 2014-15 | Minn-Mankato | WCHA | 37 | 10 | 18 | 28 | 26 | 9 | 4 | 1 | 3 | 103 | -- | -- | -- | -- | -- | -- |
| 2015-16 | Minn-Mankato | WCHA | 41 | 11 | 24 | 35 | 29 | 11 | 3 | 1 | 7 | 106 | -- | -- | -- | -- | -- | -- |
| | Wilkes-Barre | AHL | 10 | 0 | 0 | 0 | 2 | -2 | 0 | 0 | 0 | 12 | 10 | 0 | 1 | 1 | 4 | 4 |
| 2016-17 | Wilkes-Barre | AHL | 54 | 7 | 24 | 31 | 20 | 24 | 1 | 0 | 2 | 83 | 5 | 1 | 0 | 1 | 2 | 2 |
| | Latvia | WC | 7 | 1 | 0 | 1 | 6 | -1 | -- | -- | -- | 6 | -- | -- | -- | -- | -- | -- |
| 2017-18 | Wilkes-Barre | AHL | 70 | 21 | 24 | 45 | 43 | 16 | 2 | 1 | 5 | 134 | 3 | 0 | 2 | 2 | 4 | 4 |
| | Latvia | WC | 5 | 1 | 2 | 3 | 0 | 1 | 0 | 0 | 0 | 6 | -- | -- | -- | -- | -- | -- |
| PIT/NHL TOTALS | | | -- | -- | -- | -- | -- | -- | -- | -- | -- | -- | -- | -- | -- | -- | -- | -- |

RED, WHITE & BLUEGER

Represented Latvia in 6 major international tournaments: 3 World Junior Championships (2012, '13, '14), 2 World Under-18 Championships (2011, '12) and 2 World Championships (2017, '18).

0 GOAL STREAK
LAST: N/A

0 ASSIST STREAK
LAST: N/A

0 POINT STREAK
LAST: N/A

DERICK BRASSARD

C

PRONOUNCED bruh-SHRD, DAIR-ik

SIGNED Through 2018-19 Season

DOB 9/22/87 **BIRTHPLACE** Hull, QC

19

| | | |
|---------------|-----------|-----------|
| SHOOTS | HT | WT |
| Left | 6-1 | 202 |

ACQUIRED
From Ottawa with Vincent Dunn and 2018 3rd-round pick for Ian Cole, Filip Gustavsson, a 2018 1st-round pick and 2019 3rd-round pick. Sent Ryan Reaves and 2018 4th-round pick to Vegas for Tobias Lindberg as part of deal on Feb. 23, 2018.

PRO LIVING

Veteran pivot has played in 10-plus seasons in the NHL with Columbus, NY Rangers, Ottawa and Pittsburgh. He's appeared in over 700-career games while amassing 400-plus points. Has also played in 90 playoff contests, reaching 3 Eastern Conference Finals and 1 Stanley Cup Final (2014).

FRENEMIES

Before joining Pens, had faced Pittsburgh in each of his previous 4 playoffs seasons (NY Rangers, 2014, 2015, 2016; Ottawa, 2017). Brassard's clubs won the first 2 meetings, but fell to Pittsburgh in the last 2. Posted 9 goals and 15 points in 24 playoff contests against Pittsburgh.

PALS

Reunited with former NY Rangers teammate Carl Hagelin. Brassard, Hagelin and current Ranger Mats Zuccarello were dubbed the "Three Amigos" in New York because they were a close trio.

O, CANADA!

Represented Canada at the 2005 World U-18 Junior Championship and 2016 World Championship. Led club in scoring (5G-6A-11PTS) en route to gold medal in '16 tournament.

Q Posted career best 44 goals, 72 assists and 116 points in 2005-06 season with Drummondville of the Quebec Major Junior Hockey League. Was named First Team QMJHL All-Star. Also named league's Rookie of the Year in 2004-05 after scoring 76 points.

6th

Overall pick in the 2006 NHL Draft – selected by the Columbus Blue Jackets.



27

Career-high goal total in the 2015-16 season with the NY Rangers. Also posted career-best power-play goals (8) and game-winning goals (5).

CAREER HIGHS

| | | |
|----------|---|---|
| 2 | GOALS IN A GAME LAST: (11 times), 10.21.17 vs. TOR | ➔ |
| 3 | ASSISTS IN A GAME LAST: (6 times), 01.25.16 vs. BUF | ➔ |
| 5 | POINTS IN A GAME LAST: (1 time), 01.25.16 vs. BUF (2G-3A) | ➔ |

SHOTS ON GOAL

10

LAST: (1 time), 02.20.15 at BUF

PENALTY MINUTES

10

LAST: (2 times), 04.05.14 vs. OTT

CAREER STATISTICS

| YEAR | TEAM | LEAGUE | REGULAR SEASON | | | | | | | | | | PLAYOFFS | | | | |
|--------------------------|---------------|---------|----------------|------------|------------|------------|------------|-----------|-----------|----------|-----------|-------------|-----------|-----------|-----------|-----------|-----------|
| | | | GP | G | A | PTS | PIM | +/- | PP | SH | GW | S | GP | G | A | PTS | PIM |
| 2003-04 | Drummondville | QMJHL | 10 | 0 | 1 | 1 | 0 | -1 | 0 | 0 | 0 | 6 | 7 | 0 | 0 | 0 | 0 |
| 2004-05 | Drummondville | QMJHL | 69 | 25 | 51 | 76 | 25 | -6 | 9 | 0 | 3 | 164 | 6 | 1 | 5 | 6 | 6 |
| | Canada | WJC-18 | 6 | 0 | 4 | 4 | 6 | 3 | -- | -- | -- | -- | -- | -- | -- | -- | -- |
| 2005-06 | Drummondville | QMJHL | 58 | 44 | 72 | 116 | 92 | 19 | 23 | 2 | 6 | 283 | 7 | 5 | 4 | 9 | 10 |
| 2006-07 | Drummondville | QMJHL | 14 | 6 | 19 | 25 | 24 | 6 | 3 | 0 | 1 | 61 | 12 | 9 | 15 | 24 | 12 |
| 2007-08 | Columbus | NHL | 17 | 1 | 1 | 2 | 6 | -4 | 0 | 0 | 0 | 13 | -- | -- | -- | -- | -- |
| | Syracuse | AHL | 42 | 15 | 36 | 51 | 51 | 9 | 6 | 0 | 1 | 121 | 13 | 4 | 9 | 13 | 10 |
| 2008-09 | Columbus | NHL | 31 | 10 | 15 | 25 | 17 | 12 | 3 | 0 | 1 | 59 | -- | -- | -- | -- | -- |
| 2009-10 | Columbus | NHL | 79 | 9 | 27 | 36 | 48 | -17 | 4 | 0 | 0 | 125 | -- | -- | -- | -- | -- |
| 2010-11 | Columbus | NHL | 74 | 17 | 30 | 47 | 55 | -11 | 6 | 0 | 3 | 183 | -- | -- | -- | -- | -- |
| 2011-12 | Columbus | NHL | 74 | 14 | 27 | 41 | 42 | -20 | 5 | 0 | 3 | 125 | -- | -- | -- | -- | -- |
| 2012-13 | Salzburg EC | Austria | 6 | 4 | 1 | 5 | 6 | 2 | -- | -- | -- | -- | -- | -- | -- | -- | -- |
| | Columbus | NHL | 34 | 7 | 11 | 18 | 16 | -2 | 1 | 0 | 1 | 63 | -- | -- | -- | -- | -- |
| | NY Rangers | NHL | 13 | 5 | 6 | 11 | 0 | 3 | 2 | 0 | 0 | 25 | 12 | 2 | 10 | 12 | 2 |
| 2013-14 | NY Rangers | NHL | 81 | 18 | 27 | 45 | 46 | 2 | 7 | 0 | 4 | 159 | 23 | 6 | 6 | 12 | 8 |
| 2014-15 | NY Rangers | NHL | 80 | 19 | 41 | 60 | 34 | 9 | 6 | 0 | 3 | 168 | 19 | 9 | 7 | 16 | 20 |
| 2015-16 | NY Rangers | NHL | 80 | 27 | 31 | 58 | 30 | 12 | 8 | 0 | 5 | 182 | 5 | 1 | 3 | 4 | 0 |
| | Canada | WC | 10 | 5 | 6 | 11 | 4 | 9 | 2 | 0 | 1 | 19 | -- | -- | -- | -- | -- |
| 2016-17 | Ottawa | NHL | 81 | 14 | 25 | 39 | 24 | 12 | 3 | 0 | 3 | 195 | 19 | 4 | 7 | 11 | 8 |
| 2017-18 | Ottawa | NHL | 58 | 18 | 20 | 38 | 30 | -1 | 4 | 0 | 2 | 164 | -- | -- | -- | -- | -- |
| | PITTSBURGH | NHL | 14 | 3 | 5 | 8 | 4 | 1 | 1 | 0 | 1 | 33 | 12 | 1 | 3 | 4 | 4 |
| NHL TOTALS | | | 716 | 162 | 266 | 428 | 352 | -4 | 50 | 0 | 26 | 1494 | 90 | 23 | 36 | 59 | 42 |
| PITTSBURGH TOTALS | | | 14 | 3 | 5 | 8 | 4 | 1 | 1 | 0 | 1 | 33 | 12 | 1 | 3 | 4 | 4 |

DRUM ROLL

Played 4 seasons with Drummondville of the Quebec Major Junior Hockey League (QMJHL). Notched 75 goals and 218 points in 151 career contests (1.4 points per game).

3 GOAL STREAK

LAST: 03.06.16-03.13.16 (3)



6 ASSIST STREAK

LAST: 02.10.15-02.20.15 (8)



8 POINT STREAK

LAST: 01.26.14-03.01.14 (5G-5A)



SIDNEY CROSBY

C

PRONOUNCED KRAWZ-bee, SIHD-nee

SIGNED Through 2024-25 Season

DOB 8/7/87

BIRTHPLACE Cole Harbour, NS

87

| | | |
|---------------|-----------|-----------|
| SHOOTS | HT | WT |
| Left | 5-11 | 200 |

ACQUIRED
Drafted by Penguins in the 1st round (1st overall) of the 2005 NHL Draft.



ELITE

Named to list of NHL's 100 Greatest Players. Only player in history of hockey to win an Olympic gold medal,

Stanley Cup championship, World Championship gold, World Cup of Hockey gold, World Jr. Championship gold, Hart Trophy (NHL MVP), Art Ross Trophy (NHL scoring champion) and Conn Smythe Trophy (NHL playoff MVP).

21

Crosby's age when he led the Penguins to a Stanley Cup championship in 2009. He is the youngest captain in NHL history to win a Cup.

TROPHY CASE

Has won 12 individual NHL awards in his 13-year NHL career. That includes 2 MVPs (Hart - 2007, '14), 2 NHL scoring championships (Art Ross - 2007, '14), 2 NHL goal-scoring championships ("Rocket" Richard - 2010, '17), 3 NHL outstanding player awards as voted by his peers (Lester Pearson - 2007; Ted Lindsay - 2013, '14), 2 NHL playoff MVPs (Conn Smythe - 2016, '17) and

1k

Became the 86th player in NHL history to reach 1,000 career points with an assist on Chris Kunitz's goal on Feb. 16, 2017 vs. Winnipeg. Also became 12th-fastest player (757 games played) to reach the milestone.

2

Olympic gold medals for Team Canada. Crosby led his nation to gold in the 2010 and 2014 Winter Olympic Games. He was captain of the 2014 team and an alternate captain for the 2010 squad. At the 2010 Games played on his native soil in Vancouver, Canada, Crosby scored the gold-medal winning overtime goal against the United States. The score is now known as "The Golden Goal."



51

Career-high total goals scored in 2009-10, earning his 1st-career "Rocket" Richard Trophy.

2ND

Rank on franchise's all-time scoring list with 1,116 points, behind only Mario Lemieux (1,723). Surpassed Jaromir Jagr (1,027) on Jan. 25, 2018 vs. Minnesota.

25

Game scoring streak from Nov. 5 to Dec. 28, 2010, totaling 50 points (26G-24A). The streak is the 3rd-longest in team history and 9th-longest in NHL history. Crosby became the 5th player in NHL history to average a goal-per-game in a streak of 25 games or more (Wayne Gretzky, Brett Hull, Steve Yzerman and Bryan Trottier).

CAREER HIGHS

3

GOALS IN A GAME
LAST: (10 times), 03.19.17 vs. FLA



5

ASSISTS IN A GAME
LAST: (3 times), 11.08.14 at BUF



6

POINTS IN A GAME
LAST: (2 times), 01.19.10 vs. NYI (2G-4A)



SHOTS ON GOAL

9

LAST: (9 times), 03.11.17 at VAN

PENALTY MINUTES

21

LAST: (1 time), 01.03.09 vs. FLA

CAREER STATISTICS

| YEAR | TEAM | LEAGUE | REGULAR SEASON | | | | | | | | | | PLAYOFFS | | | | | |
|-----------------------|------------|----------|----------------|------------|------------|-------------|------------|------------|------------|----------|-----------|-------------|------------|-----------|------------|------------|-----------|----|
| | | | GP | G | A | PTS | PIM | +/- | PP | SH | GW | S | GP | G | A | PTS | PIM | |
| 2002-03 | Shattuck | USHS | 57 | 72 | 90 | 162 | -- | -- | -- | -- | -- | -- | -- | -- | -- | -- | -- | -- |
| 2003-04 | Rimouski | QMJHL | 59 | 54 | 81 | 135 | 74 | 49 | 20 | 3 | 5 | 280 | 9 | 7 | 9 | 16 | 10 | |
| | Canada | WJC | 6 | 2 | 3 | 5 | 4 | 4 | -- | -- | -- | -- | -- | -- | -- | -- | -- | |
| 2004-05 | Rimouski | QMJHL | 62 | 66 | 102 | 168 | 84 | 78 | 15 | 7 | 11 | 348 | 13 | 14 | 17 | 31 | 16 | |
| | Rimouski | M-Cup | -- | -- | -- | -- | -- | -- | -- | -- | -- | -- | 5 | 6 | 5 | 11 | 6 | |
| | Canada | WJC | 6 | 6 | 3 | 9 | 4 | 4 | -- | -- | -- | -- | -- | -- | -- | -- | -- | |
| 2005-06 | PITTSBURGH | NHL | 81 | 39 | 63 | 102 | 110 | -1 | 16 | 0 | 5 | 278 | -- | -- | -- | -- | -- | |
| | Canada | WC | 9 | 8 | 8 | 16 | 10 | 7 | 2 | 0 | 1 | 25 | -- | -- | -- | -- | -- | |
| 2006-07 | PITTSBURGH | NHL | 79 | 36 | 84 | 120* | 60 | 10 | 13 | 0 | 4 | 250 | 5 | 3 | 2 | 5 | 4 | |
| 2007-08 | PITTSBURGH | NHL | 53 | 24 | 48 | 72 | 39 | 18 | 6 | 0 | 4 | 173 | 20 | 6 | 21* | 27* | 12 | |
| 2008-09 | PITTSBURGH | NHL | 77 | 33 | 70 | 103 | 76 | 3 | 7 | 0 | 3 | 238 | 24 | 15* | 16 | 31 | 14 | |
| 2009-10 | PITTSBURGH | NHL | 81 | 51* | 58 | 109 | 71 | 15 | 13 | 2 | 6 | 298 | 13 | 6 | 13 | 19 | 6 | |
| | Canada | Olympics | 7 | 4 | 3 | 7 | 4 | 2 | 1 | 0 | 2 | 28 | -- | -- | -- | -- | -- | |
| 2010-11 | PITTSBURGH | NHL | 41 | 32 | 34 | 66 | 31 | 20 | 10 | 1 | 3 | 161 | -- | -- | -- | -- | -- | |
| 2011-12 | PITTSBURGH | NHL | 22 | 8 | 29 | 37 | 14 | 15 | 2 | 0 | 3 | 75 | 6 | 3 | 5 | 8 | 9 | |
| 2012-13 | PITTSBURGH | NHL | 36 | 15 | 41 | 56 | 16 | 26 | 3 | 0 | 1 | 124 | 14 | 7 | 8 | 15 | 8 | |
| 2013-14 | PITTSBURGH | NHL | 80 | 36 | 68* | 104* | 46 | 18 | 11 | 0 | 5 | 259 | 13 | 1 | 8 | 9 | 4 | |
| | Canada | Olympics | 6 | 1 | 2 | 3 | 0 | 4 | 0 | 0 | 0 | 11 | -- | -- | -- | -- | -- | |
| 2014-15 | PITTSBURGH | NHL | 77 | 28 | 56 | 84 | 47 | 5 | 10 | 0 | 3 | 237 | 5 | 2 | 2 | 4 | 0 | |
| | Canada | WC | 9 | 4 | 7 | 11 | 2 | 1 | 1 | 0 | 1 | 22 | -- | -- | -- | -- | -- | |
| 2015-16 | PITTSBURGH | NHL | 80 | 36 | 49 | 85 | 42 | 19 | 10 | 0 | 9 | 248 | 24 | 6 | 13 | 19 | 4 | |
| 2016-17 | PITTSBURGH | NHL | 75 | 44* | 45 | 89 | 24 | 17 | 14 | 0 | 5 | 255 | 24 | 8 | 19* | 27 | 10 | |
| | Canada | WCH | 6 | 3 | 7 | 10 | 8 | 0 | 0 | 0 | 1 | 21 | -- | -- | -- | -- | -- | |
| 2017-18 | PITTSBURGH | NHL | 82 | 29 | 60 | 89 | 46 | 0 | 9 | 0 | 6 | 247 | 12 | 9 | 12 | 21 | 6 | |
| PIT/NHL TOTALS | | | 864 | 411 | 705 | 1116 | 622 | 165 | 124 | 3 | 57 | 2843 | 160 | 66 | 119 | 185 | 77 | |

*NHL LEADER

7 Tournaments for Hockey Canada in international play – 2 Winter Olympic Games (2010, '14), 2 World Championships (2006, '15), 2 World Junior Championships (2004, '05) and 1 World Cup ('16). Won gold medals in '10 and '14 Olympics, '15 World Championship, '05 World Junior Championship and '16 World Cup. Won silver at '04 WJC.

SHATTUCK

Attended the illustrious hockey program at Shattuck St. Mary's in Faribault, Minnesota in 2002-03. Other notable players that attended the school include Zach Parise, Jonathan Toews, Drew Stafford and current Pens teammate Jack Johnson.

7 Time Penguins' Team MVP (2005-06, '06-07, '09-10, '12-13, '13-14, '15-16, '16-17).

QMJHL TITLE

Crosby played 2 seasons for Rimouski of the Quebec Major Junior Hockey League. In 2005 he led his club to a QMJHL championship and a berth in the Memorial Cup. Led the QMJHL in playoff scoring with 31 points (14G-17A) in 13 games. Added 11 points (5G-6A) in 5 games during the Memorial Cup.

120 Career-high point total in 2006-07 season, Crosby's 2nd in the NHL. He won the trifecta of NHL awards that year: NHL scoring title (Art Ross); NHL MVP (Hart); and NHL outstanding player as voted by his peers (Lester Pearson). At just 19 years, 241 days, he became the youngest scoring champion in team sports history. He was also the youngest winner of the Pearson award and 2nd youngest to win the Hart (Wayne Gretzky).

HAT TRICKS



LAST: 03.19.17 vs. FLA (3G)

7 GOAL STREAK
LAST: 01.21.16-02.08.16 (10)

11 ASSIST STREAK
LAST: 01.05.18-02.02.18 (19)

25 POINT STREAK
LAST: 11.05.10-12.28.10 (26G-24A)

185 Career playoff point total, ranking 1st in franchise history and 10th in NHL history (tied with Steve Yzerman). His 66 goals are 2nd-most in club history (Mario Lemieux, 76).

MASTERTON AWARD

Named by the Pittsburgh Chapter of Professional Hockey Writers Association as the 2013 Bill Masterton Memorial Trophy nominee – given to the player that best exemplifies the qualities of perseverance, sportsmanship and dedication to the game of hockey – after returning to his elite form following 2 seasons plagued with a concussion and neck injuries.

BACK-TO-BACK

Won Conn Smythe Trophy as Stanley Cup playoff MVP in 2016 and '17. Became just the 3rd player to win consecutive trophies (Bernie Parent, 1974-75; Mario Lemieux, 1991-92). Joins Parent, Lemieux, Wayne Gretzky, Patrick Roy and Bobby Orr as only multi winners of the award.

OH CAPTAIN

Was named the Penguins captain on May 31, 2007 to become the youngest captain in NHL history at 19 years, 297 days old (since surpassed by Colorado's Gabriel Landeskog and Edmonton's Connor McDavid).

ALL-STAR STATUS

Has been named an NHL All-Star on 7 occasions (2006-07, '07-08, '08-09, '10-11, '14-15, '16-17, '17-18). Also was named a 1st Team NHL All-Star 4 times (2006-07, '12-13, '13-14, '15-16) and 2nd Team All-Star 3 times (2009-10, '14-15, '16-17).

WELCOME BACK SID

Missed 61 consecutive games between 2010-11 and '11-12 seasons due to a concussion and neck injury. He returned to the lineup on Nov. 21, 2011 against the NY Islanders, scoring 2 goals, including the game-winner, and 4 points. The crowd was littered with fans holding signs that read "Welcome Back Sid."

26TH

Player to join the Triple Gold Club (winning a Stanley Cup, 2009, '16, '17; Olympic gold medal, 2010 and '14; and World Championship, 2015). Only member of the Triple Gold Club to have captained all three teams to their respective titles.

102

Points scored in rookie season of 2005-06. The total surpassed Mario Lemieux's team rookie record of 100 points (1984-85). Crosby is the youngest player in NHL history (18 years old) to reach 100 points.

2

Times named Canadian Hockey Player of the Year while also winning the CHL scoring title (2004, '05).

CALLING HIS SHOT

Favorite sport other than hockey is baseball. Played in his youth and it showed in 2010. During batting practice at PNC Park, home of the MLB's Pittsburgh Pirates, Crosby showed perfect form when hitting a home run over the right field seats. Also brought the Stanley Cup to PNC Park in 2009 and '17. Threw out first pitch each time.


32,66

Goals and points totaled in the first 41 games of the 2010-11 season. Crosby missed the rest of the season due to a concussion. Was on pace to set career highs with 64 goals and 132 points.



CROSBY

SIDNEY



NHL ALL-STAR

- 2006
- 2007
- 2010
- 2013
- 2014
- 2016
- 2017


7
Time
Team
MVP

C

YOUNGEST
In Team History

YOUNGEST
Captain
to Win the
Stanley Cup

DRAFTED NO. 1 OVERALL IN 2005



MATT CULLEN

C

PRONOUNCED KUH-lehn, MAT

SIGNED Through 2018-19 Season

DOB 11/2/76 **BIRTHPLACE** Virginia, MN



| | | |
|---------------|-----------|-----------|
| SHOOTS | HT | WT |
| Left | 6-1 | 202 |

ACQUIRED
Signed as an unrestricted free agent on July 1, 2018.



1,445

Career NHL games played over 20 seasons with Anaheim, Florida, Carolina, NY Rangers, Minnesota, Nashville and Pittsburgh, ranking 3rd among active players.

700

Recorded his 700th career NHL point with an assist vs. Tampa Bay on Jan. 20, 2018.

'SOTA

Virginia, Minnesota native played 2 years of college hockey at St. Cloud State, earning WCHA All-Rookie honors in 1995-96 and WCHA Second All-Star Team honors in 1996-97.

49

Career-high point totals posted by Cullen

in 2005-06 and 2007-08, both with Carolina. Cullen posted career bests in goals in '05-06 (25) and assists in '07-08 (36).

PLAYOFF PUSH

Ranked 6th among all players in scoring in the 2005-06 playoffs, totaling 18 points (4G-14A) in 25 games. The 18 points ranked tied for 3rd (Rod Brind'Amour) on the team.

USA

Has appeared for the United States on the international stage a number of times, including winning a bronze medal at the 2006 Winter Olympic Games, 4 World Championship appearances between 1998 and 2004 and the 1996 World Junior Championship.

3

Time Stanley Cup champion. Helped Carolina win the franchise's 1st-ever Cup title in 2006. Was a key member of Pittsburgh's back-to-back championships in 2016 and '17.

DOT-TO-DOT Won over 50 percent of his faceoffs in 14-straight seasons, including a team-leading 55.7 for Pens in 2015-16. Holds a 52.7-career percentage.

10

Or more goals scored in 16 of his 20 career NHL seasons. Twice has eclipsed the 20-goal mark (25, 2005-06; 22, 2008-09).

CAREER HIGHS

3 GOALS IN A GAME
LAST: (1 time), 02.22.09 vs. COL

4 ASSISTS IN A GAME
LAST: (1 time), 12.15.02 vs. PIT

4 POINTS IN A GAME
LAST: (4 times), 03.21.14 at CGY (1G-3A)

SHOTS ON GOAL

9

LAST: (2 times), 11.03.11 vs. VAN

PENALTY MINUTES

6

LAST: (2 times), 03.08.03 vs. BUF

CAREER STATISTICS

| YEAR | TEAM | LEAGUE | REGULAR SEASON | | | | | | | | | | PLAYOFFS | | | | | |
|--------------------------|-----------------|--------|----------------|------------|------------|------------|------------|------------|-----------|-----------|-----------|-------------|------------|-----------|-----------|-----------|-----------|-----------|
| | | | GP | G | A | PTS | PIM | +/- | PP | SH | GW | S | GP | G | A | PTS | PIM | |
| 1995-96 | St. Cloud State | WCHA | 39 | 12 | 29 | 41 | 28 | -- | -- | -- | -- | -- | -- | -- | -- | -- | -- | -- |
| | United States | WJC | 6 | 3 | 1 | 4 | 0 | -- | -- | -- | -- | -- | -- | -- | -- | -- | -- | -- |
| 1996-97 | St. Cloud State | WCHA | 36 | 15 | 30 | 45 | 70 | -- | -- | -- | -- | -- | -- | -- | -- | -- | -- | -- |
| | Baltimore | AHL | 6 | 3 | 3 | 6 | 7 | -- | -- | -- | -- | -- | 3 | 0 | 2 | 2 | 0 | 0 |
| 1997-98 | Anaheim | NHL | 61 | 6 | 21 | 27 | 23 | -4 | 2 | 0 | 0 | 75 | -- | -- | -- | -- | -- | -- |
| | Cincinnati | AHL | 18 | 15 | 12 | 27 | 2 | 12 | 3 | 1 | 2 | 48 | -- | -- | -- | -- | -- | -- |
| | United States | WC | 6 | 2 | 1 | 3 | -- | -- | -- | -- | -- | -- | -- | -- | -- | -- | -- | -- |
| 1998-99 | Anaheim | NHL | 75 | 11 | 14 | 25 | 47 | -12 | 5 | 1 | 1 | 112 | 4 | 0 | 0 | 0 | 0 | 0 |
| | Cincinnati | AHL | 3 | 1 | 2 | 3 | 8 | 1 | 0 | 0 | 0 | 8 | -- | -- | -- | -- | -- | -- |
| | United States | WC | 6 | 1 | 6 | 7 | 4 | -- | 0 | 0 | 0 | 12 | -- | -- | -- | -- | -- | -- |
| 1999-00 | Anaheim | NHL | 80 | 13 | 26 | 39 | 24 | 5 | 1 | 0 | 1 | 137 | -- | -- | -- | -- | -- | -- |
| 2000-01 | Anaheim | NHL | 82 | 10 | 30 | 40 | 38 | -23 | 4 | 0 | 1 | 159 | -- | -- | -- | -- | -- | -- |
| 2001-02 | Anaheim | NHL | 79 | 18 | 30 | 48 | 24 | -1 | 3 | 1 | 4 | 164 | -- | -- | -- | -- | -- | -- |
| 2002-03 | Anaheim | NHL | 50 | 7 | 14 | 21 | 12 | -4 | 1 | 0 | 1 | 77 | -- | -- | -- | -- | -- | -- |
| | Florida | NHL | 30 | 6 | 6 | 12 | 22 | -4 | 2 | 1 | 1 | 54 | -- | -- | -- | -- | -- | -- |
| | United States | WC | 6 | 1 | 1 | 2 | 2 | -- | -- | -- | -- | -- | -- | -- | -- | -- | -- | -- |
| 2003-04 | Florida | NHL | 56 | 6 | 13 | 19 | 24 | -2 | 1 | 0 | 2 | 75 | -- | -- | -- | -- | -- | -- |
| | United States | WC | 9 | 2 | 4 | 6 | 4 | -- | -- | -- | -- | -- | -- | -- | -- | -- | -- | -- |
| 2004-05 | SG Cortina | Italy | 36 | 27 | 33 | 60 | 64 | -- | -- | -- | -- | -- | 18 | 8 | 14 | 22 | 32 | |
| 2005-06 | Carolina | NHL | 78 | 25 | 24 | 49 | 40 | 4 | 8 | 0 | 5 | 214 | 25 | 4 | 14 | 18 | 12 | 12 |
| | United States | OLY | -- | -- | -- | -- | -- | -- | -- | -- | -- | -- | -- | -- | -- | -- | -- | -- |
| 2006-07 | NY Rangers | NHL | 80 | 16 | 25 | 41 | 52 | 0 | 2 | 3 | 2 | 217 | 10 | 1 | 3 | 4 | 6 | 6 |
| 2007-08 | Carolina | NHL | 59 | 13 | 36 | 49 | 32 | 2 | 8 | 0 | 1 | 137 | -- | -- | -- | -- | -- | -- |
| 2008-09 | Carolina | NHL | 69 | 22 | 21 | 43 | 20 | 11 | 4 | 2 | 2 | 139 | 18 | 3 | 3 | 6 | 14 | 14 |
| 2009-10 | Carolina | NHL | 60 | 12 | 28 | 40 | 26 | 0 | 1 | 2 | 1 | 137 | -- | -- | -- | -- | -- | -- |
| | Ottawa | NHL | 21 | 4 | 4 | 8 | 8 | -7 | 1 | 0 | 1 | 58 | 6 | 3 | 5 | 8 | 0 | 0 |
| 2010-11 | Minnesota | NHL | 78 | 12 | 27 | 39 | 34 | -14 | 5 | 4 | 2 | 150 | -- | -- | -- | -- | -- | -- |
| 2011-12 | Minnesota | NHL | 73 | 14 | 21 | 35 | 24 | -10 | 4 | 0 | 0 | 164 | -- | -- | -- | -- | -- | -- |
| 2012-13 | Minnesota | NHL | 42 | 7 | 20 | 27 | 10 | 9 | 0 | 0 | 0 | 79 | 5 | 0 | 3 | 3 | 2 | 2 |
| 2013-14 | Nashville | NHL | 77 | 10 | 29 | 39 | 32 | 4 | 1 | 0 | 2 | 134 | -- | -- | -- | -- | -- | -- |
| 2014-15 | Nashville | NHL | 62 | 7 | 18 | 25 | 16 | 8 | 0 | 0 | 1 | 90 | 6 | 1 | 1 | 2 | 4 | 4 |
| 2015-16 | PITTSBURGH | NHL | 82 | 16 | 16 | 32 | 20 | 5 | 0 | 3 | 4 | 118 | 24 | 4 | 2 | 6 | 8 | 8 |
| 2016-17 | PITTSBURGH | NHL | 72 | 13 | 18 | 31 | 30 | 4 | 2 | 2 | 2 | 93 | 25 | 2 | 7 | 9 | 24 | 24 |
| 2017-18 | Minnesota | NHL | 79 | 11 | 11 | 22 | 20 | -1 | 0 | 0 | 1 | 104 | 5 | 1 | 1 | 2 | 2 | 2 |
| NHL TOTALS | | | 1445 | 259 | 452 | 711 | 578 | -30 | 55 | 19 | 35 | 2687 | 128 | 19 | 39 | 58 | 72 | 72 |
| PITTSBURGH TOTALS | | | 154 | 29 | 34 | 63 | 50 | 9 | 2 | 5 | 6 | 211 | 49 | 6 | 9 | 15 | 32 | 32 |

HAT TRICKS



LAST: 02.22.09 vs. COL (3G)

4

GOAL STREAK

LAST: 10.22.05-10.28.05 (5)



8

ASSIST STREAK

LAST: 10.22.07-11.8.07 (11)



8

POINT STREAK

LAST: 10.22.07-11.8.07 (16-11A)



KEVIN CZUCZMAN

D

PRONOUNCED CHUHRCH-muhn, KEH-vihn

SIGNED Through 2018-19 Season

DOB 1/9/91

BIRTHPLACE Port Elgin, ON

27

| | | |
|---------------|-----------|-----------|
| SHOOTS | HT | WT |
| Left | 6-2 | 206 |

ACQUIRED
Signed as a free agent on July 11, 2017.

NHL DEBUT

Made his NHL debut with the NY Islanders on March 18, 2014 vs. Minnesota. Recorded 1st point/assist on March 25, 2014 vs. Carolina.

271

Career games played in the American Hockey League with Bridgeport, Manitoba and Wilkes-Barre/Scranton. Has AHL career totals of 18 goals, 71 assists and 89 points, along with 247 penalty minutes.

FREE AGENT

Was not selected in the NHL Draft. Worked his way to a pro contract with a strong college career. Signed NHL contract with the NY Islanders in 2014.

A

Served as an alternate captain with Manitoba of the American Hockey League in 2016-17. Posted career highs in goals [9].

LAKERS

Played 3 collegiate seasons with Lake Superior of the WCHA from 2011-14 before signing a pro contract with the NY Islanders. Named to WCHA Second All-Star Team in 2014 after setting career highs in goals (10), assists (11) and points (21). His 10 goals were the 2nd-most (tied) among all NCAA defensemen. Named Lakers' "Most Valuable Defenseman" as a sophomore and "Most Outstanding Freshman" in his 1st college campaign.

10

Goals scored in 2013-14 with Lake Superior of the WCHA, the 2nd-most (tied) goals scored by a defenseman in the entire NCAA.

CAREER HIGHS

0 GOALS IN A GAME
LAST: N/A

1 ASSISTS IN A GAME
LAST: (2 times), 04.08.14 vs. OTT

1 POINTS IN A GAME
LAST: (2 times), 04.08.14 vs. OTT (1A)

SHOTS ON GOAL

4

LAST: (1 time), 04.08.14 vs. OTT

PENALTY MINUTES

6

LAST: (1 time), 03.25.14 at CAR



CAREER STATISTICS

| YEAR | TEAM | LEAGUE | REGULAR SEASON | | | | | | | | | | PLAYOFFS | | | | |
|--------------------------|---------------------|------------|----------------|----------|----------|----------|-----------|-----------|----------|----------|----------|-----------|----------|----|----|-----|-----|
| | | | GP | G | A | PTS | PIM | +/- | PP | SH | GW | S | GP | G | A | PTS | PIM |
| 2006-07 | Grey Bruce | Minor-OH | 59 | 2 | 19 | 21 | 50 | -- | -- | -- | -- | -- | 4 | 1 | 0 | 1 | 0 |
| 2007-08 | Grey Bruce | Minor-OH | 54 | 6 | 20 | 26 | 76 | -- | -- | -- | -- | -- | 4 | 1 | 2 | 3 | 6 |
| | Owen Sound | ON-Jr. B | 2 | 0 | 0 | 0 | 0 | -- | -- | -- | -- | -- | -- | -- | -- | -- | -- |
| 2008-09 | Listowel | ON-Jr. B | 2 | 0 | 0 | 0 | 0 | -- | 0 | 0 | 0 | -- | -- | -- | -- | -- | -- |
| | Walkerton | ON-Jr. C | 35 | 3 | 20 | 23 | 49 | -- | 2 | 0 | 0 | -- | 10 | 2 | 3 | 5 | 4 |
| 2009-10 | Waterloo | ON-Jr. B | 51 | 2 | 23 | 25 | 84 | -- | 0 | 0 | 0 | -- | 10 | 1 | 1 | 2 | 15 |
| 2010-11 | Newmarket | ON-Jr. A | 47 | 4 | 19 | 23 | 40 | -- | 1 | 0 | 3 | -- | 10 | 1 | 3 | 4 | 13 |
| 2011-12 | Lake Superior | CCHA | 40 | 2 | 11 | 13 | 26 | -1 | -- | -- | -- | -- | -- | -- | -- | -- | -- |
| 2012-13 | Lake Superior | CCHA | 38 | 2 | 9 | 11 | 42 | 3 | -- | -- | -- | -- | -- | -- | -- | -- | -- |
| 2013-14 | Lake Superior | WCHA | 36 | 10 | 11 | 21 | 73 | -7 | -- | -- | -- | -- | -- | -- | -- | -- | -- |
| | NY Islanders | NHL | 13 | 0 | 2 | 2 | 14 | -5 | 0 | 0 | 0 | 24 | -- | -- | -- | -- | -- |
| 2014-15 | Bridgeport | AHL | 50 | 1 | 6 | 7 | 56 | 4 | 0 | 0 | 0 | 77 | -- | -- | -- | -- | -- |
| | Florida | ECHL | 9 | 1 | 0 | 1 | 4 | -6 | 0 | 0 | 1 | 23 | 12 | 0 | 0 | 0 | 6 |
| 2015-16 | Bridgeport | AHL | 74 | 4 | 11 | 15 | 95 | 1 | 1 | 0 | 0 | 126 | 3 | 0 | 0 | 0 | 0 |
| 2016-17 | Manitoba | AHL | 76 | 9 | 23 | 32 | 48 | -23 | 6 | 0 | 0 | 190 | -- | -- | -- | -- | -- |
| 2017-18 | Wilkes-Barre | AHL | 71 | 4 | 31 | 35 | 48 | 15 | 0 | 0 | 1 | 146 | 2 | 0 | 0 | 0 | 2 |
| NHL TOTALS | | | 13 | 0 | 2 | 2 | 14 | -5 | 0 | 0 | 0 | 24 | -- | -- | -- | -- | -- |
| PITTSBURGH TOTALS | | | -- | -- | -- | -- | -- | -- | -- | -- | -- | -- | -- | -- | -- | -- | -- |

0 GOAL STREAK
LAST: N/A

0 ASSIST STREAK
LAST: N/A

0 POINT STREAK
LAST: N/A

CASEY DESMITH

G

PRONOUNCED Duh-SMIHTH, KAY-see

SIGNED Through 2018-19 Season

DOB 8/13/91 **BIRTHPLACE** Rochester, NH



| CATCH | HT | WT |
|-------|-----|-----|
| Left | 6-0 | 181 |

ACQUIRED

Signed as an unrestricted free agent on July 1, 2017.

35

Saves on 35 shots against to record 1st-career NHL shutout on April 6, 2018 vs. Ottawa.

NHLER

After toiling in the American Hockey League and ECHL, made his NHL debut at the age of 26 on Oct. 29, 2017 in a relief effort, stopping 12 of 15 shots at Winnipeg. Played on an AHL-only contract for 2 years before signing his NHL entry-level deal on July 1, 2017.

NHL LEAP

Earned coaching staff's confidence with successful outings in rookie campaign and became team's backup down the stretch run of the regular season in 2017-18. Led team's goaltenders in goals-against average (2.40) and save percentage (.921).

STAR POWER

Named to the 2018 American Hockey League All-Star Classic.

2.01

American Hockey League-best goals-against average in 2016-17.

ROOK

Named to the American Hockey League All-Rookie Team in 2017 after posting a 21-5-3 record with a 2.01 GAA, .926 save percentage and 1 shutout with Wilkes-Barre/Scranton.

HAP

Teamed with goalie Tristan Jarry to help Wilkes-Barre/Scranton win the Harry "Hap" Holmes Award in 2016-17 for the American Hockey League team that surrenders the fewest goals on the year.



CAREER HIGHS

SHOTS FACED

38

LAST: [2 times] 2.27.18 vs. NJD

SAVES

35

LAST: [3 times] 04.06.18 vs. OTT

SHUTOUTS

1

LAST: 04.06.18 vs. OTT [35]

CAREER STATISTICS

| YEAR | TEAM | LEAGUE | REGULAR SEASON | | | | | | | | | PLAYOFFS | | | | | | |
|-----------------------|-------------------|------------|----------------|----------|----------|----------|------------|-----------|----------|-------------|-------------|----------|-----|-----|----|----|------|------|
| | | | GP | W | L | OTL | MIN | GA | SO | GAA | SV% | GP | W-L | MIN | GA | SO | GAA | SV% |
| 2009-10 | Indiana | USHL | 27 | 11 | 11 | 1 | 1434 | 76 | 0 | 3.18 | .897 | 8 | 4-3 | 412 | 17 | 0 | 2.48 | .922 |
| 2010-11 | Indiana | USHL | 37 | 22 | 13 | 2 | 2174 | 92 | 3 | 2.54 | .920 | 4 | 2-2 | 229 | 10 | 1 | 2.63 | .929 |
| 2011-12 | New Hampshire | HE | 22 | 9 | 10 | 1 | 1285 | 50 | 1 | 2.33 | .926 | -- | -- | -- | -- | -- | -- | -- |
| 2012-13 | New Hampshire | HE | 38 | 19 | 10 | 7 | 2204 | 82 | 5 | 2.23 | .924 | -- | -- | -- | -- | -- | -- | -- |
| 2013-14 | New Hampshire | HE | 37 | 20 | 16 | 0 | 2148 | 86 | 3 | 2.40 | .920 | -- | -- | -- | -- | -- | -- | -- |
| 2015-16 | Wheeling | ECHL | 13 | 5 | 2 | 0 | 611 | 26 | 0 | 2.55 | .915 | -- | -- | -- | -- | -- | -- | -- |
| | Wilkes-Barre | AHL | 6 | 2 | 2 | 0 | 309 | 10 | 0 | 1.94 | .925 | 9 | 5-4 | 541 | 22 | 1 | 2.44 | .919 |
| 2016-17 | Wilkes-Barre | AHL | 29 | 21 | 5 | 3 | 1731 | 58 | 1 | 2.01 | .926 | 5 | 2-3 | 302 | 14 | 0 | 2.78 | .916 |
| 2017-18 | PITTSBURGH | NHL | 14 | 6 | 4 | 1 | 700 | 28 | 1 | 2.40 | .921 | -- | -- | -- | -- | -- | -- | -- |
| | Wilkes-Barre | AHL | 27 | 16 | 8 | 3 | 1562 | 71 | 2 | 2.73 | .910 | -- | -- | -- | -- | -- | -- | -- |
| PIT/NHL TOTALS | | | 14 | 6 | 4 | 1 | 700 | 28 | 1 | 2.40 | .921 | -- | -- | -- | -- | -- | -- | -- |

GONE 'TIL NOVEMBER

Started every single game for Wilkes-Barre/Scranton in the month of November (2017), going 6-2-1.

48

Career collegiate victories in 3 seasons with New Hampshire from 2011-14. Ended his college career with a 2.32 GAA, .923 save percentage and 9 shutouts. Was named to the Hockey East All-Rookie Team in 2012.

203:32 MINUTES

Shutout streak set with New Hampshire in 2012-13 (a 3-plus game span). The mark set a school record.

WIN
STREAK

2

03.21.18-04.06.18

SHUTOUT
STREAK

85:36

03.21.18-04.06.18

BRIAN DUMOULIN

D

PRONOUNCED DOO-moh-lihn, BRIGH-uhn

SIGNED Through 2022-23 Season

DOB 9/6/91

BIRTHPLACE Biddeford, ME



| SHOOTS | HT | WT |
|--------|-----|-----|
| Left | 6-4 | 207 |

ACQUIRED

From Carolina with Brandon Sutter and a 2012 1st-round draft pick for Jordan Staal on June 22, 2012.



WINNER

Has been a winner in every level of hockey. Won back-to-back Stanley Cup titles with Pittsburgh in '16 and '17. Won 2 NCAA National Championships with Boston College in 2010 and '12. Also member of 3 40-plus win seasons with Wilkes-Barre/Scranton of the American Hockey League from 2012-15.

1st

Career NHL playoff goal in Game 5 vs. Tampa Bay of 2016 Eastern Conference Final.

CLUTCH

Scored Pens' 1st goal in decisive Stanley Cup-winning Game 6 in San Jose in 2016. Pittsburgh would go on to win 3-1 for its 4th Cup title in team history.

STEPPING UP

Without their top minutes-eating defenseman in Kris Letang during the 2017 Stanley Cup playoffs, Dumoulin filled the void. Dumoulin led the club in average time on ice (21:59) and average shorthanded time (2:32). He was instrumental in the team's championship ending.

SERIES TO REMEMBER

Enjoyed the best playoff series of his career during First Round matchup with Philadelphia in 2018. Posted a career-best 6 points (1G-5A) and plus-7 during 6-game series, including a 3-game scoring streak for 5 points (1G-4A). Teamed with Evgeni Malkin to score the 2 fastest 2 playoff goals in team history (5 seconds) in Game 3. Scored his goal off of a center ice faceoff rush play that followed Malkin's tally.

WIN, REPEAT

2-time NCAA National Champion with Boston College (2010, '12). Selected to the All-Tournament Team during both the 2010 and '12 Frozen Fours.

BEST OF THE BEST

Finalist for the Hobey Baker Award as the nation's top college hockey player in 2011-12.

MAINE MAN

The Biddeford, Maine native became the 1st player ever from the state of Maine to win the Stanley Cup.

BEST D-MAN

2-time winner of Hockey East's Best Defensive Defenseman Award and Bob Monahan Award as the best defenseman in New England (2010-11, '11-12).

RED, WHITE AND BLUE

Won a bronze medal with Team USA at the 2011 World Junior Championship in Buffalo, NY.

CAREER HIGHS

- 1** GOALS IN A GAME
LAST: (7 times), 03.23.18 vs. NJD
- 2** ASSISTS IN A GAME
LAST: (3 times), 03.29.18 at NJD
- 2** POINTS IN A GAME
LAST: (3 times), 03.29.18 at NJD (2A)

SHOTS ON GOAL

5

LAST: (2 times), 11.02.17 at CGY

PENALTY MINUTES

4

LAST: (3 times), 03.25.18 vs. PHI

CAREER STATISTICS

| YEAR | TEAM | LEAGUE | REGULAR SEASON | | | | | | | | | | PLAYOFFS | | | | |
|-----------------------|-------------------|------------|----------------|----------|-----------|-----------|-----------|-----------|----------|----------|----------|------------|-----------|----------|-----------|-----------|-----------|
| | | | GP | G | A | PTS | PIM | +/- | PP | SH | GW | S | GP | G | A | PTS | PIM |
| 2009-10 | Boston College | HE | 42 | 1 | 21 | 22 | 16 | 4 | 0 | 0 | 0 | -- | -- | -- | -- | -- | |
| 2010-11 | Boston College | HE | 37 | 3 | 30 | 33 | 6 | 23 | 2 | 0 | 1 | -- | -- | -- | -- | -- | |
| | United States | WJC | 6 | 0 | 2 | 2 | 2 | 4 | 0 | 0 | 0 | -- | -- | -- | -- | -- | |
| 2011-12 | Boston College | HE | 44 | 7 | 21 | 28 | 26 | 27 | 2 | 0 | 2 | -- | -- | -- | -- | -- | |
| 2012-13 | Wilkes-Barre | AHL | 73 | 6 | 18 | 24 | 18 | -11 | 4 | 0 | 2 | 93 | 15 | 2 | 6 | 8 | 6 |
| 2013-14 | PITTSBURGH | NHL | 6 | 0 | 1 | 1 | 4 | 1 | 0 | 0 | 0 | 3 | -- | -- | -- | -- | -- |
| | Wilkes-Barre | AHL | 53 | 5 | 16 | 21 | 21 | 2 | 3 | 0 | 0 | 78 | 17 | 3 | 9 | 12 | 22 |
| 2014-15 | PITTSBURGH | NHL | 8 | 1 | 0 | 1 | 2 | 0 | 0 | 0 | 0 | 4 | 5 | 0 | 0 | 0 | 0 |
| | Wilkes-Barre | AHL | 62 | 4 | 29 | 33 | 18 | 25 | 1 | 0 | 0 | 94 | 6 | 0 | 3 | 3 | 0 |
| 2015-16 | PITTSBURGH | NHL | 79 | 0 | 16 | 16 | 14 | 11 | 0 | 0 | 0 | 101 | 24 | 2 | 6 | 8 | 2 |
| 2016-17 | PITTSBURGH | NHL | 70 | 1 | 14 | 15 | 14 | 0 | 0 | 0 | 0 | 78 | 25 | 1 | 5 | 6 | 6 |
| 2017-18 | PITTSBURGH | NHL | 80 | 5 | 13 | 18 | 30 | -5 | 0 | 0 | 1 | 102 | 12 | 1 | 6 | 7 | 2 |
| PIT/NHL TOTALS | | | 243 | 7 | 44 | 51 | 64 | 7 | 0 | 0 | 0 | 288 | 66 | 4 | 17 | 21 | 10 |

0

GOAL STREAK

LAST: N/A

3

ASSIST STREAK

LAST: 02.23.18-02.27.18 (3)

4

POINT STREAK

LAST: 02.18.18-02.27.18 (1G-3A)

STEFAN ELLIOTT

D

PRONOUNCED ehl-LEE-awt, STEH-fan

SIGNED Through 2018-19 Season

DOB 1/30/91

BIRTHPLACE Vancouver, BC

24

| SHOOTS | HT | WT |
|--------|-----|-----|
| Right | 6-1 | 190 |

ACQUIRED

Signed as an unrestricted free agent on July 1, 2018.

BRONZE

Won an Olympic bronze medal with Team Canada at the 2018 Winter Olympic Games in Pyeongchang, South Korea.

49TH

Overall selection by Colorado at the 2009 NHL Draft. Was taken in the 2nd round.

EXPERIENCE

Has appeared in 84 career NHL games over the course of 5 seasons with Colorado, Arizona and Nashville. Posted 8 goals and 24 points in that span.

AMERICAN LEAGUE

Played parts of 5 seasons in the American Hockey League with Lake Erie and Milwaukee from 2011-15. Totaled 51 goals (25 on the power play) and 114 points in 234 career contests.

OVERSEAS

Played the past 2 seasons overseas with Ak Bars Kazan of the KHL (2016-17) and HV71 of the Swedish League (2017-18).

ALL-STAR

Named an American Hockey League All-Star in 2014-15 with Lake Erie after leading all AHL blueliners with 19 goals.



25

Career power-play goals in the American Hockey League. Nearly half of his 51-career AHL goals were scored on the man-advantage. Notched team-high 13 during the 2014-15 season with Lake Erie, which also tied for 2nd-most in the league.

TRUE NORTH

Has represented his country in 2 international tournaments. Won a bronze medal with Canada at the 2018 Winter Olympic Games, and was a member of Team Canada at the 2009 World Under-18 Junior Championship.

WESTERN

Played 4-plus seasons with Saskatoon of the Western Hockey League from 2006-11. Posted 82 goals, 241 points, plus-104 and 28 power-play goals in 282 career games. Best season was 2010-11 when he totaled 31 goals, 50 assists, 81 points and a plus-62 in 71 games.

CAREER HIGHS

1 GOALS IN A GAME
LAST: (8 time), 12.06.15 at CAR

2 ASSISTS IN A GAME
LAST: (1 time), 03.04.12 at MIN

2 POINTS IN A GAME
LAST: (2 times), 12.06.15 at CAR (1G-1A)

SHOTS ON GOAL

6

LAST: (1 time), 01.16.12 at ARI

PENALTY MINUTES

4

LAST: (2 times), 10.10.15 vs. PIT

CAREER STATISTICS

| YEAR | TEAM | LEAGUE | REGULAR SEASON | | | | | | | | | | PLAYOFFS | | | | |
|--------------------------|------------------|------------|----------------|----------|-----------|-----------|-----------|-----------|----------|----------|----------|------------|----------|----|----|-----|-----|
| | | | GP | G | A | PTS | PIM | +/- | PP | SH | GW | S | GP | G | A | PTS | PIM |
| 2006-07 | Van NW Giants | BCMML | 36 | 12 | 19 | 31 | 18 | -- | -- | -- | -- | -- | -- | -- | -- | -- | -- |
| | Saskatoon | WHL | 1 | 0 | 0 | 0 | 0 | -1 | 0 | 0 | 0 | -- | -- | -- | -- | -- | |
| 2007-08 | Saskatoon | WHL | 67 | 9 | 31 | 40 | 17 | -18 | 5 | 0 | 1 | -- | -- | -- | -- | -- | |
| 2008-09 | Saskatoon | WHL | 71 | 16 | 39 | 55 | 26 | 20 | 8 | 0 | 1 | -- | 7 | 1 | 3 | 4 | 4 |
| | Canada | WJ-18 | 6 | 0 | 2 | 2 | 0 | -- | -- | -- | -- | -- | -- | -- | -- | -- | |
| 2009-10 | Saskatoon | WHL | 72 | 26 | 39 | 65 | 24 | 41 | 6 | 0 | 4 | -- | 10 | 3 | 5 | 8 | 4 |
| 2010-11 | Saskatoon | WHL | 71 | 31 | 50 | 81 | 14 | 62 | 9 | 2 | 12 | -- | 10 | 3 | 5 | 8 | 0 |
| | Lake Erie | AHL | -- | -- | -- | -- | -- | -- | -- | -- | -- | -- | 5 | 0 | 2 | 2 | 0 |
| 2011-12 | Colorado | NHL | 39 | 4 | 9 | 13 | 8 | 2 | 0 | 0 | 1 | 84 | -- | -- | -- | -- | -- |
| | Lake Erie | AHL | 30 | 5 | 9 | 14 | 4 | 5 | 1 | 0 | 2 | 68 | -- | -- | -- | -- | -- |
| 2012-13 | Colorado | NHL | 18 | 1 | 3 | 4 | 2 | -3 | 0 | 0 | 0 | 35 | -- | -- | -- | -- | -- |
| | Lake Erie | AHL | 44 | 5 | 8 | 13 | 6 | -10 | 2 | 0 | 1 | 89 | -- | -- | -- | -- | -- |
| 2013-14 | Colorado | NHL | 1 | 1 | 0 | 1 | 0 | 0 | 0 | 0 | 0 | 1 | -- | -- | -- | -- | -- |
| | Lake Erie | AHL | 61 | 14 | 14 | 28 | 14 | -16 | 4 | 0 | 1 | 158 | -- | -- | -- | -- | -- |
| 2014-15 | Colorado | NHL | 5 | 0 | 0 | 0 | 2 | -2 | 0 | 0 | 0 | 10 | -- | -- | -- | -- | -- |
| | Lake Erie | AHL | 64 | 19 | 21 | 40 | 22 | -9 | 13 | 1 | 5 | 189 | -- | -- | -- | -- | -- |
| 2015-16 | Arizona | NHL | 19 | 2 | 4 | 6 | 4 | -2 | 0 | 0 | 0 | 35 | -- | -- | -- | -- | -- |
| | Nashville | NHL | 2 | 0 | 0 | 0 | 0 | -1 | 0 | 0 | 0 | 2 | -- | -- | -- | -- | -- |
| | Milwaukee | AHL | 35 | 8 | 11 | 19 | 14 | 11 | 5 | 1 | 2 | 92 | 3 | 0 | 1 | 1 | 2 |
| 2016-17 | Ak Bars Kazan | KHL | 31 | 4 | 7 | 11 | 12 | -2 | -- | -- | -- | -- | 1 | 0 | 0 | 0 | 0 |
| 2017-18 | HV71 | SHL | 34 | 4 | 17 | 21 | 14 | 16 | -- | -- | -- | -- | 2 | 0 | 0 | 0 | 2 |
| | Canada | Olympics | 2 | 0 | 0 | 0 | 0 | 0 | 0 | 0 | 0 | - | -- | -- | -- | -- | -- |
| NHL TOTALS | | | 84 | 8 | 16 | 24 | 16 | -6 | 0 | 0 | 1 | 167 | -- | -- | -- | -- | -- |
| PITTSBURGH TOTALS | | | -- | -- | -- | -- | -- | -- | -- | -- | -- | -- | -- | -- | -- | -- | -- |

0 GOAL STREAK
LAST: N/A

2 ASSIST STREAK
LAST: 01.18.12-01.21.12 (2)

3 POINT STREAK
LAST: 11.26.11-11.30.11 (2G-1A)



DEREK GRANT

F

PRONOUNCED GRANT, DAIR-ihk

SIGNED Through 2018-19 Season

DOB 4/20/90

BIRTHPLACE Abbotsford, BC

38

| | | |
|---------------|-----------|-----------|
| SHOOTS | HT | WT |
| Left | 6-3 | 215 |

ACQUIRED
Signed as a free agent on July 20, 2018.

45

Points scored in 36 games in 2015-16 with Stockton of the American Hockey League. Also posted 27 goals that season. Both are career AHL highs.

THE SHOW

Played parts of 6 seasons in the NHL with Ottawa, Calgary, Buffalo, Nashville and Anaheim. Posted 12 goals, 19 assists and 31 points in 152 career regular-season games entering the 2018-19 season.

CAREER YEAR

Enjoyed breakout season in 2017-18 with Anaheim. Set career highs across the board in games played (66), goals (12), assists (12) and points (24). Also won 53.1 percent of faceoffs taken.

FINALLY

Played the first 92 games of his NHL career without scoring a goal (had 2 goals disallowed previously). Finally broke through in a big way on Oct. 20, 2017 vs. Montreal. Scored 2 goals in the contest against All-Star goalie Carey Price. He would go on to post 12 total on the season for the Ducks.

99

Career goals scored in the American Hockey League over parts of 7 seasons. Also has collected 181 career points in 315 regular-

season games with Binghamton, Stockton and Rochester. Was an AHL All-Star in 2015-16.

GO GREEN, GO WHITE

Played 2 seasons of collegiate hockey with Michigan State from 2009-11. Notched 20 goals and 63 points in 76 games.

4th

Round pick (119th overall) of the 2008 NHL Draft by Ottawa.

CHIEF

Played 2 seasons with the Langley Chiefs of the British Columbia Hockey League from 2007-09. Notched 49 goals, 74 assists and 123 points in 92 career contests.

ALL-STAR

Named an American Hockey League All-Star in 2015-16 season with Stockton after setting career highs in goals (27), assists (18) and points (45) in just 36 games played.

CALDER

Was a member of the Binghamton Senators' 2011 Calder Cup championship run, posting 2 points in 7 playoff games.

CAREER HIGHS

- 2** GOALS IN A GAME
LAST: (1 time), 10.20.17 vs. MTL
- 2** ASSISTS IN A GAME
LAST: (1 time), 03.04.18 vs. CHI
- 2** POINTS IN A GAME
LAST: (2 times), 03.04.18 vs. CHI (2A)

SHOTS ON GOAL

4

LAST: (4 times), 10.20.17 vs. MTL

PENALTY MINUTES

9

LAST: (1 time), 11.07.16 at BOS



CAREER STATISTICS

| YEAR | TEAM | LEAGUE | REGULAR SEASON | | | | | | | | | | PLAYOFFS | | | | |
|--------------------------|------------------|------------|----------------|-----------|-----------|-----------|-----------|------------|----------|----------|----------|------------|----------|----------|----------|----------|----------|
| | | | GP | G | A | PTS | PIM | +/- | PP | SH | GW | S | GP | G | A | PTS | PIM |
| 2007-08 | Langley | BCHL | 57 | 24 | 39 | 63 | 44 | -- | -- | -- | -- | -- | 12 | 5 | 5 | 10 | 15 |
| 2008-09 | Langley | BCHL | 35 | 25 | 35 | 60 | 22 | -- | -- | -- | -- | -- | 4 | 2 | 1 | 3 | 2 |
| 2009-10 | Michigan State | CCHA | 38 | 12 | 18 | 30 | 10 | -- | -- | -- | -- | -- | -- | -- | -- | -- | -- |
| 2010-11 | Michigan State | CCHA | 38 | 8 | 25 | 33 | 44 | -- | 2 | 1 | 1 | -- | -- | -- | -- | -- | -- |
| | Binghamton | AHL | 14 | 1 | 5 | 6 | 0 | 1 | 1 | 0 | 0 | 19 | 7 | 1 | 1 | 2 | 2 |
| 2011-12 | Binghamton | AHL | 60 | 8 | 15 | 23 | 26 | -7 | 2 | 0 | 0 | 119 | -- | -- | -- | -- | -- |
| 2012-13 | Ottawa | NHL | 5 | 0 | 0 | 0 | 0 | -1 | 0 | 0 | 0 | 5 | -- | -- | -- | -- | -- |
| | Binghamton | AHL | 63 | 19 | 9 | 28 | 37 | 11 | 0 | 5 | 5 | 121 | 3 | 0 | 0 | 0 | 6 |
| 2013-14 | Ottawa | NHL | 20 | 0 | 2 | 2 | 4 | -3 | 0 | 0 | 0 | 31 | -- | -- | -- | -- | -- |
| | Binghamton | AHL | 46 | 12 | 10 | 22 | 30 | 9 | 2 | 3 | 1 | 86 | 4 | 0 | 1 | 1 | 2 |
| 2014-15 | Binghamton | AHL | 73 | 21 | 17 | 38 | 45 | -9 | 9 | 1 | 3 | 177 | -- | -- | -- | -- | -- |
| 2015-16 | Calgary | NHL | 15 | 0 | 1 | 1 | 2 | -7 | 0 | 0 | 0 | 22 | -- | -- | -- | -- | -- |
| | Stockton | AHL | 36 | 27 | 18 | 45 | 36 | 7 | 10 | 2 | 5 | 165 | -- | -- | -- | -- | -- |
| 2016-17 | Buffalo | NHL | 35 | 0 | 3 | 3 | 19 | -3 | 0 | 0 | 0 | 31 | -- | -- | -- | -- | -- |
| | Rochester | AHL | 23 | 11 | 8 | 19 | 22 | -2 | 5 | 1 | 2 | 61 | -- | -- | -- | -- | -- |
| | Nashville | NHL | 6 | 0 | 1 | 1 | 5 | -2 | 0 | 0 | 0 | 6 | -- | -- | -- | -- | -- |
| | Buffalo | NHL | 5 | 0 | 0 | 0 | 0 | 0 | 0 | 0 | 0 | 3 | -- | -- | -- | -- | -- |
| 2017-18 | Anaheim | NHL | 66 | 12 | 12 | 24 | 11 | 3 | 3 | 0 | 0 | 65 | 4 | 0 | 0 | 0 | 0 |
| NHL TOTALS | | | 152 | 12 | 19 | 31 | 41 | -13 | 3 | 0 | 0 | 163 | 4 | 0 | 0 | 0 | 0 |
| PITTSBURGH TOTALS | | | -- | -- | -- | -- | -- | -- | -- | -- | -- | -- | -- | -- | -- | -- | -- |

0 GOAL STREAK
LAST: N/A

4 ASSIST STREAK
LAST: 11.01.17-11.07.17 (4)

5 POINT STREAK
LAST: 10.29.17-11.07.17 (1G-4A)



JAKE GUENTZEL

F

PRONOUNCED GEHNT-zuhl, JAYK

SIGNED Through 2018-19 Season

DOB 10/6/94 **BIRTHPLACE** Omaha, NE

59

| | | |
|---------------|-----------|-----------|
| SHOOTS | HT | WT |
| Left | 5-11 | 180 |

ACQUIRED
Drafted by Penguins in the 3rd round (77th overall) of the 2013 NHL Draft.



RECORD SETTER

Led NHL in goals (13) and game-winning goals (5) in 2017 Stanley Cup playoffs. His 13 goals are 2nd-most ever by a rookie in a single postseason in NHL history. His 21 points tied the league record for a rookie, while his 5 game-winners are an NHL rookie mark.

ROOK SENSATION

Posted 1st career playoff hat trick in Game 3 vs. Columbus in the 2017 First Round, 3rd goal was overtime winner. Became 2nd rookie in NHL history to record hat trick with OT goal in playoffs (Gerry Plamondon, Montreal, Game 2, 1949 Semifinals at DET). 1st rookie since Maurice Richard in 1944 to score 5 goals in 1st 4 playoff games. Also 4th Pens rookie to post 3-game goal scoring streak (accomplished twice).

NHL LIFE

Totaled 16 goals and 33 points in 40 games during rookie campaign in 2016-17. Finished season strong on career-long 5-game goal/point streak (5G, 8PTS).

AHL BEAST

Had incredible run of success during short tenure with Wilkes-Barre/Scranton of the AHL. Posted 14 points (5G-9A) in 10 postseason games in 2016. Led the AHL with 21 goals while his 42 points and +21 ranked 2nd in the league at the time of his recall to Pittsburgh in 2016-17. Named to 2017 AHL All-Rookie Team and 2017 AHL All-Star Classic.

BLOODLINES

Father, Mike, played and coached for the University of Minnesota men's hockey team for 25 years. Mike was behind the bench during Phil Kessel's lone season with the Gophers in 2005-06, where Jake actually served as Kessel's stick boy.

119 Career points (40G-79A) in 108 NCAA contests with the University of Nebraska-Omaha. Led team in scoring in back-to-back seasons in 2014-15 and '15-16. Named to National Collegiate Hockey Conference All-Rookie team in 2013-14.

GRAND DEBUT

Made his NHL debut on Nov. 21, 2016 against the New York Rangers. Scored 2 goals in the contest, including a tally on the 1st shot of his 1st shift. That goal came at the 1:02 mark, the fastest goal by a Penguin in an NHL debut.

CAREER HIGHS

2 GOALS IN A GAME
LAST: (4 times), 02.13.18 vs. OTT

3 ASSISTS IN A GAME
LAST: (1 time), 03.19.17 vs. FLA

3 POINTS IN A GAME
LAST: (5 times), 03.21.18 vs. MTL (1G-2A)

SHOTS ON GOAL

6

LAST: (7 times), 04.05.18 at CBJ

PENALTY MINUTES

6

LAST: (1 time), 11.01.17 at EDM



CAREER STATISTICS

| YEAR | TEAM | LEAGUE | REGULAR SEASON | | | | | | | | | | PLAYOFFS | | | | |
|-----------------------|-------------------|------------|----------------|-----------|-----------|-----------|-----------|-----------|----------|----------|----------|------------|-----------|------------|-----------|-----------|-----------|
| | | | GP | G | A | PTS | PIM | +/- | PP | SH | GW | S | GP | G | A | PTS | PIM |
| 2010-11 | Hill-Murray | USHS | 28 | 19 | 30 | 49 | 10 | 29 | -- | -- | -- | -- | 3 | 4 | 2 | 6 | 4 |
| | Team Northwest | UMHSEHL | 15 | 6 | 5 | 11 | 4 | -- | -- | 1 | 0 | -- | 3 | 0 | 0 | 0 | 0 |
| 2011-12 | Hill-Murray | USHS | 31 | 23 | 52 | 75 | 16 | -- | -- | -- | -- | 6 | 2 | 6 | 8 | 0 | |
| | Team Southeast | UMHSEHL | 21 | 14 | 27 | 41 | 8 | -- | -- | 2 | 1 | -- | 3 | 0 | 3 | 3 | 0 |
| 2012-13 | Sioux City | USHL | 60 | 29 | 44 | 73 | 24 | 13 | 11 | 0 | 3 | 154 | -- | -- | -- | -- | -- |
| 2013-14 | Nebraska-Omaha | NCHC | 37 | 7 | 27 | 34 | 16 | -2 | 2 | 0 | 1 | 84 | -- | -- | -- | -- | -- |
| 2014-15 | Nebraska-Omaha | NCHC | 36 | 14 | 25 | 39 | 34 | 10 | 3 | 0 | 1 | 108 | -- | -- | -- | -- | -- |
| 2015-16 | Nebraska-Omaha | NCHC | 35 | 19 | 27 | 46 | 20 | 6 | 5 | 3 | 0 | 110 | -- | -- | -- | -- | -- |
| | Wilkes-Barre | AHL | 11 | 2 | 4 | 6 | 0 | -1 | 0 | 0 | 1 | 29 | 10 | 5 | 9 | 14 | 0 |
| 2016-17 | PITTSBURGH | NHL | 40 | 16 | 17 | 33 | 10 | 7 | 1 | 0 | 0 | 81 | 25 | 13* | 8 | 21 | 10 |
| | Wilkes-Barre | AHL | 33 | 21 | 21 | 42 | 12 | 21 | 5 | 0 | 2 | 98 | -- | -- | -- | -- | -- |
| 2017-18 | PITTSBURGH | NHL | 82 | 22 | 26 | 48 | 42 | -9 | 7 | 0 | 1 | 171 | 12 | 10 | 11 | 21 | 8 |
| PIT/NHL TOTALS | | | 122 | 38 | 43 | 81 | 52 | -2 | 8 | 0 | 1 | 252 | 37 | 23 | 19 | 42 | 18 |

*NHL LEADER

73


Points with Sioux City to rank 6th overall in the USHL in 2012-13. Named to the USHL All-Rookie Team, Rookie of the Year and Second Team All-Star. Also tied a Tier-1 USHL record with 21-game scoring streak (16G-27A-43PTS) - streak has since been surpassed (Jack Drury).

ELITE

Enjoyed a historical playoff run in 2018. Posted 19 points (8G-11A) in his first 9 playoff games. In the last 30 years only Wayne Gretzky (21) and Mark Messier (20) had more points in the opening 9 contests. Also notched 10-plus goals in each of his first 2 career postseasons - a feat only he and Mario Lemieux have accomplished in NHL history.

4

Goals scored in Round One series-clinching Game 6 at Philadelphia in 2018. Only Mario Lemieux (5) and Kevin Stevens have scored 4 goals in a single playoff game in Pens postseason history. Posted his 3rd and 4th goal of the game just 10 seconds apart, setting a new club record for the fastest 2 playoff goals scored by the same player. Added an assist in the game for a 5-point night. Only Lemieux, Stevens and Ron Francis have recorded 5 points in a playoff game in team history.

5 GOAL STREAK 
LAST: 03.31.17-04.08.17 (5)

4 ASSIST STREAK 
LAST: 03.21.18-03.27.18 (5)

5 POINT STREAK 
LAST: 03.31.17-04.08.17 (5G-3A)

CARL HAGELIN

F

PRONOUNCED HAG-eh-lihn, KARL

SIGNED Through 2018-19 Season

DOB 8/23/88 **BIRTHPLACE** Sodertalje, Sweden



| | | |
|-----------------------|-------------------|------------------|
| SHOOTS Left | HT 5-11 | WT 186 |
|-----------------------|-------------------|------------------|

ACQUIRED
From Anaheim for David Perron and Adam Clendening on Jan. 16, 2016.



COMIN' IN HOT

Set new career highs in 2015-16 in assists (25) and points (39). Finished the season with 19 points (9G-10A) in his last 21 games, including 2 4-game scoring streaks.

6 Game-winning goals scored for Pittsburgh in 2015-16, the most for any in-season acquisition in Pens history.

121

Career playoff games played - most in NHL since 2011-12. Set career highs in assists (10) and points (16) while helping the Pens win the 2016 Stanley Cup championship. Scored Cup-sealing empty-net goal in Game 6 of 2017 Final at Nashville.

6 Seasons of hitting double digits in goals. Has notched at least 10 in 6 of 7 seasons in the NHL.

PLAYOFF PERFORMER

Tied a career high with 3 points (1G-2A) in series-clinching Game 6 overtime win against Washington in the Second Round of the 2016 playoffs. Also posted a 4-game point streak from April 23-May 2 (3G-2A).

+83

Career plus-minus number. Has been a plus player in each of his 7 NHL seasons.

GO BLUE

Played 4 seasons of collegiate hockey at the University of Michigan from 2007-11, totaling 61 goals and 152 points in 171 contests. He was 1st Swedish ice hockey player to play for Michigan.

BIG APPLE

Played 1st 4 seasons of his career with NY Rangers after the team drafted him in 6th round (168th overall) of the 2007 NHL Draft. Posted 58 goals and 130 points in 266 career games played in the Big Apple and helped Rangers reach 2014 Stanley Cup Final.

OT

Scored series-deciding OT goal for New York in Game 5 of the Pens-Rangers First Round matchup in the Stanley Cup playoffs in 2015.

CAREER HIGHS

| | | |
|----------|--|---|
| 3 | GOALS IN A GAME LAST: (1 time), 03.14.14 at WPG | ➔ |
| 3 | ASSISTS IN A GAME LAST: (2 times), 11.05.16 at SJS | ➔ |
| 3 | POINTS IN A GAME LAST: (6 times), 11.05.16 at SJS (3A) | ➔ |

SHOTS ON GOAL

8

LAST: (2 times), 11.19.16 at BUF

PENALTY MINUTES

4

LAST: (11 times), 10.05.17 at CHI



CAREER STATISTICS

| YEAR | TEAM | LEAGUE | REGULAR SEASON | | | | | | | | | | PLAYOFFS | | | | |
|--------------------------|-------------|---------|----------------|-----------|------------|------------|------------|-----------|----------|----------|-----------|-------------|------------|-----------|-----------|-----------|-----------|
| | | | GP | G | A | PTS | PIM | +/- | PP | SH | GW | S | GP | G | A | PTS | PIM |
| 2004-05 | Sodertalje | SWE-18 | 14 | 10 | 7 | 17 | 16 | -- | -- | -- | -- | -- | 2 | 0 | 2 | 2 | 0 |
| 2005-06 | Sodertalje | SWE-18 | 7 | 4 | 8 | 12 | 2 | -- | -- | -- | -- | -- | -- | -- | -- | -- | -- |
| | Sodertalje | SWE-Jr. | 41 | 20 | 20 | 40 | 42 | -- | -- | -- | -- | -- | 4 | 1 | 2 | 3 | 22 |
| 2006-07 | Sodertalje | SWE-Jr. | 40 | 24 | 31 | 55 | 42 | -- | -- | -- | -- | -- | 3 | 1 | 5 | 6 | 20 |
| 2007-08 | Michigan | CCHA | 41 | 11 | 11 | 22 | 28 | 18 | 1 | 1 | 3 | -- | -- | -- | -- | -- | -- |
| | Sweden | WJC | 6 | 0 | 0 | 0 | 0 | -- | -- | -- | -- | -- | -- | -- | -- | -- | -- |
| 2008-09 | Michigan | CCHA | 41 | 13 | 18 | 31 | 32 | 19 | 1 | 2 | 4 | -- | -- | -- | -- | -- | -- |
| 2009-10 | Michigan | CCHA | 45 | 19 | 31 | 50 | 34 | 20 | 5 | 2 | 1 | -- | -- | -- | -- | -- | -- |
| 2010-11 | Michigan | CCHA | 44 | 18 | 31 | 49 | 39 | 21 | 7 | 0 | 6 | -- | -- | -- | -- | -- | -- |
| | Connecticut | AHL | -- | -- | -- | -- | -- | -- | -- | -- | -- | -- | 5 | 1 | 1 | 2 | 4 |
| 2011-12 | NY Rangers | NHL | 64 | 14 | 24 | 38 | 24 | 21 | 0 | 2 | 2 | 131 | 17 | 0 | 3 | 3 | 17 |
| | Connecticut | AHL | 17 | 7 | 6 | 13 | 6 | 12 | 0 | 1 | 0 | 46 | -- | -- | -- | -- | -- |
| 2012-13 | NY Rangers | NHL | 48 | 10 | 14 | 24 | 18 | 10 | 1 | 0 | 1 | 132 | 12 | 3 | 3 | 6 | 0 |
| | Sodertalje | SWE-2 | 8 | 5 | 6 | 11 | 0 | -- | -- | -- | -- | -- | -- | -- | -- | -- | -- |
| 2013-14 | NY Rangers | NHL | 72 | 17 | 16 | 33 | 44 | 8 | 0 | 1 | 5 | 144 | 25 | 7 | 5 | 12 | 16 |
| | Sweden | OLY | 6 | 2 | 0 | 2 | 0 | 1 | 0 | 0 | 0 | 13 | -- | -- | -- | -- | -- |
| 2014-15 | NY Rangers | NHL | 82 | 17 | 18 | 35 | 46 | 18 | 1 | 0 | 4 | 185 | 19 | 2 | 3 | 5 | 6 |
| 2015-16 | Anaheim | NHL | 43 | 4 | 8 | 12 | 14 | -10 | 0 | 0 | 0 | 82 | -- | -- | -- | -- | -- |
| | PITTSBURGH | NHL | 37 | 10 | 17 | 27 | 18 | 18 | 0 | 0 | 6 | 96 | 24 | 6 | 10 | 16 | 14 |
| 2016-17 | PITTSBURGH | NHL | 61 | 6 | 16 | 22 | 16 | 10 | 0 | 0 | 2 | 128 | 15 | 2 | 0 | 2 | 19 |
| | Sweden | WCH | 4 | 0 | 1 | 1 | 0 | 1 | 0 | 0 | 0 | 8 | -- | -- | -- | -- | -- |
| 2017-18 | PITTSBURGH | NHL | 81 | 10 | 21 | 31 | 28 | 8 | 0 | 1 | 2 | 169 | 9 | 2 | 1 | 3 | 2 |
| NHL TOTALS | | | 488 | 88 | 134 | 222 | 208 | 83 | 2 | 4 | 22 | 1067 | 121 | 22 | 25 | 47 | 74 |
| PITTSBURGH TOTALS | | | 179 | 26 | 54 | 80 | 62 | 36 | 0 | 1 | 10 | 393 | 48 | 10 | 11 | 21 | 35 |

WELCOME

Recorded a point in each of his 1st 4 career NHL games. Made NHL debut on Nov. 25, 2011 at Washington, posting an assist. Scored 1st career NHL goal in following game Nov. 26 against Philadelphia. Finished with 4 points (1G-3A) in 4-game scoring streak.

SILVER

Is a 2-time silver medal winner with Team Sweden both at the 2014 Winter Olympic Games in Sochi, Russia and the 2008 World Junior Championship. Tallied 2 goals in 6 games during the Olympics. Also represented Sweden in the 2016 World Cup of Hockey.

HAT TRICKS



LAST: 03.14.14 at WPG (3G)

4

GOAL STREAK

LAST: 02.10.13-02.17.13 (5)



5

ASSIST STREAK

LAST: 01.07.18-01.18.18 (5)



5

POINT STREAK

LAST: 01.07.18-01.18.18 (1G-5A)



JIMMY HAYES

F

PRONOUNCED HAYZ, JIH-mee

SIGNED Through 2018-19 Season

DOB 11/21/89 **BIRTHPLACE** Dorchester, MA

11

| | | |
|------------------------|------------------|------------------|
| SHOOTS Right | HT 6-5 | WT 215 |
|------------------------|------------------|------------------|

ACQUIRED
Signed as an unrestricted free agent on July 1, 2018.

PRO LIVING

Has played in 7 NHL seasons with Chicago, Florida, Boston and New Jersey. Appeared in over 300 career contests.

DEVELOP

Played 2 seasons with the United States National Team Development Program from 2006-08.

2

Medals won for Team USA in career. Won silver at the 2007 World Under-18 Junior Championship and bronze at the

2007 World Junior A Challenge.

COLLEGE ATHLETE

Played 3 seasons of college hockey with Boston College from 2008-11. Totaled 42 goals and 81 points in 117 career games. Helped BC capture the NCAA Tournament championship in 2010 with current Penguin teammates Brian Dumoulin and John Muse.

USA

Suited up for Team USA in several international competitions: World Championship (2014); World Junior Championship (2009); World Under-18 Junior Championship (2007).

LEGACY

Brother, Kevin, plays for the NY Rangers. Is the cousin of former Pens assistant GM Tom Fitzgerald and NHLer Keith Tkachuk, as well as Fitzgerald's and Tkachuk's children.

19

Career-high goal total with Florida in 2014-15. Also posted career-best 35 points that season.

60TH

Overall selection of the 2008 NHL Draft (second round) by Toronto.

CAREER HIGHS

3 GOALS IN A GAME
LAST: (1 time), 12.29.15 vs. OTT

3 ASSISTS IN A GAME
LAST: (1 time), 10.14.15 at COL

4 POINTS IN A GAME
LAST: (1 time), 10.14.15 at COL (1G-3A)

SHOTS ON GOAL

7

LAST: (2 times), 10.07.17 vs. COL

PENALTY MINUTES

17

LAST: (1 time), 12.27.15 at OTT



CAREER STATISTICS

| YEAR | TEAM | LEAGUE | REGULAR SEASON | | | | | | | | | | PLAYOFFS | | | | |
|--------------------------|-------------------|------------|----------------|-----------|-----------|------------|------------|------------|-----------|----------|----------|------------|----------|----------|----------|----------|-----------|
| | | | GP | G | A | PTS | PIM | +/- | PP | SH | GW | S | GP | G | A | PTS | PIM |
| 2006-07 | USNTDP | U17 | 42 | 17 | 14 | 31 | 37 | -- | -- | -- | -- | -- | -- | -- | -- | -- | -- |
| | United States | WJ-18 | 7 | 1 | 2 | 3 | 2 | -- | -- | -- | -- | -- | -- | -- | -- | -- | -- |
| 2007-08 | USNTDP | NAHL | 14 | 6 | 8 | 14 | 4 | -- | 3 | 0 | 0 | -- | -- | -- | -- | -- | -- |
| | USNTDP | U18 | 18 | 2 | 5 | 7 | 6 | -- | -- | -- | -- | -- | -- | -- | -- | -- | -- |
| | USNTDP | NAHL | 19 | 2 | 8 | 10 | 6 | 6 | 0 | 0 | 0 | -- | -- | -- | -- | -- | -- |
| 2008-09 | Lincoln | USHL | 21 | 4 | 11 | 15 | 18 | 9 | 3 | 0 | 0 | -- | 8 | 4 | 5 | 9 | 8 |
| | Boston College | HE | 36 | 8 | 5 | 13 | 22 | -3 | 1 | 1 | 1 | -- | -- | -- | -- | -- | -- |
| 2009-10 | United States | WJC | 6 | 2 | 0 | 2 | 2 | -- | -- | -- | -- | -- | -- | -- | -- | -- | -- |
| | Boston College | HE | 42 | 13 | 22 | 35 | 14 | 7 | 3 | 0 | 3 | -- | -- | -- | -- | -- | -- |
| 2010-11 | Boston College | HE | 39 | 21 | 12 | 33 | 24 | 13 | 4 | 1 | 5 | -- | -- | -- | -- | -- | -- |
| | Rockford | AHL | 7 | 0 | 0 | 0 | 2 | 0 | 0 | 0 | 0 | 14 | -- | -- | -- | -- | -- |
| 2011-12 | Chicago | NHL | 31 | 5 | 4 | 9 | 16 | -3 | 1 | 0 | 0 | 41 | 2 | 0 | 0 | 0 | 15 |
| | Rockford | AHL | 33 | 7 | 16 | 23 | 11 | -3 | 1 | 0 | 0 | 64 | -- | -- | -- | -- | -- |
| 2012-13 | Chicago | NHL | 10 | 1 | 3 | 4 | 0 | 0 | 0 | 0 | 0 | 13 | -- | -- | -- | -- | -- |
| | Rockford | AHL | 67 | 25 | 20 | 45 | 23 | 0 | 8 | 2 | 1 | 168 | -- | -- | -- | -- | -- |
| 2013-14 | United States | WC | 7 | 0 | 1 | 1 | 2 | -1 | 0 | 0 | 0 | 10 | -- | -- | -- | -- | -- |
| | Chicago | NHL | 2 | 0 | 0 | 0 | 0 | 1 | 0 | 0 | 0 | 1 | -- | -- | -- | -- | -- |
| | Florida | NHL | 53 | 11 | 7 | 18 | 18 | -6 | 3 | 0 | 0 | 71 | -- | -- | -- | -- | -- |
| 2014-15 | Rockford | AHL | 13 | 4 | 4 | 8 | 2 | -5 | 1 | 0 | 0 | 37 | -- | -- | -- | -- | -- |
| | Florida | NHL | 72 | 19 | 16 | 35 | 20 | -4 | 4 | 0 | 3 | 166 | -- | -- | -- | -- | -- |
| 2015-16 | Boston | NHL | 75 | 13 | 16 | 29 | 60 | -12 | 3 | 0 | 0 | 127 | -- | -- | -- | -- | -- |
| 2016-17 | Boston | NHL | 58 | 2 | 3 | 5 | 29 | -3 | 0 | 0 | 1 | 74 | -- | -- | -- | -- | -- |
| 2017-18 | New Jersey | NHL | 33 | 3 | 6 | 9 | 6 | -2 | 1 | 0 | 2 | 37 | -- | -- | -- | -- | -- |
| | Binghamton | AHL | 3 | 0 | 2 | 2 | 0 | 0 | 0 | 0 | 0 | 9 | -- | -- | -- | -- | -- |
| NHL TOTALS | | | 334 | 54 | 55 | 109 | 149 | -29 | 12 | 0 | 6 | 530 | 2 | 0 | 0 | 0 | 15 |
| PITTSBURGH TOTALS | | | -- | -- | -- | -- | -- | -- | -- | -- | -- | -- | -- | -- | -- | -- | -- |

HAT TRICKS



LAST: 12.29.15 vs. OTT [3G]

3

GOAL STREAK

LAST: 11.08.14-11.14.14 [3]



3

ASSIST STREAK

LAST: 02.11.16-02.14.16 [3]



4

POINT STREAK

LAST: 11.06.14-11.14.14 [3G-2A]



PATRIC HORNQVIST

F

PRONOUNCED HOHRN-kwhst, PAT-rihk

SIGNED Through 2022-23 Season

DOB 1/1/87

BIRTHPLACE Sollentuna, Sweden

72

| | | |
|------------------------|-------------------|------------------|
| SHOOTS Right | HT 5-11 | WT 189 |
|------------------------|-------------------|------------------|

ACQUIRED
From Nashville with Nick Spaling for James Neal on June 27, 2014.



3 Goals scored in Game 1 of the First Round series against NY Rangers in 2016 - 1st career playoff hat trick. Added an assist for a career-high 4 points. Also scored OT winner in Game 4 vs. Washington in Second Round.

8 Number of times Hornqvist has scored at least 20 goals in his 9 NHL seasons.

CUP CLINCHER

Scored the Cup-clinching goal in Game 6 of the 2017 Stanley Cup Final against his former club and home city Nashville at Bridgestone Arena. Tallied the goal on a bank shot off of goalie Pekka Rinne from below the goal line with just 1:35 left in regulation.

50 **YEAR TO REMEMBER**
Hit several career milestones during the 2017-18 season. Notched his 200th career goal, 200th career assist and 400th career point. Also posted a career-best 15 power-play goals on the season.

Hit the 50-point mark for the 3rd consecutive season, 4th overall, in 2015-16. Has collected at least 40 points in 8 of the past 9 seasons.

FROM FIRST TO LAST

The Penguins have the 1st and last picks of the 2005 NHL Draft on their roster. Sidney Crosby was taken by Pittsburgh in the 1st round (1st overall) that year, while Hornqvist was selected by Nashville in the 7th round (230th overall).

TRICKIN'

Recorded his 1st career hat trick with 3 goals on Feb. 29, 2016 vs. Arizona. He had previously posted 18 2-goal games before finally breaking through for the hat trick tally. Hornqvist also added an assist in the game to notch a single-game career-high 4 points.

1 of 3 Players selected with the final pick in the NHL Draft (modern era, since 1967) to play at least 100 NHL games and record at least 150 points (Jonathan Ericsson, Kim Johnsson).

FOPPA

Grew up idolizing fellow Swede Peter Forsberg, who was elected to the Hockey Hall of Fame in 2014. Forsberg set up Hornqvist's 1st-ever Olympic goal at the 2010 Winter Games in Vancouver during the quarterfinals against Slovakia.

3 GOALS IN A GAME
LAST: (1 time), 02.29.16 vs. ARI

3 ASSISTS IN A GAME
LAST: (4 times), 11.02.13 at LAK

4 POINTS IN A GAME
LAST: (1 time), 02.29.16 vs. ARI (3G-1A)

SHOTS ON GOAL

14

LAST: (1 time), 12.28.10 vs. DAL

PENALTY MINUTES

15

LAST: (1 time), 03.17.11 vs. BOS

CAREER HIGHS



CAREER STATISTICS

| YEAR | TEAM | LEAGUE | REGULAR SEASON | | | | | | | | | | PLAYOFFS | | | | |
|--------------------------|----------------|----------|----------------|------------|------------|------------|------------|-----------|-----------|----------|-----------|-------------|-----------|-----------|-----------|-----------|-----------|
| | | | GP | G | A | PTS | PIM | +/- | PP | SH | GW | S | GP | G | A | PTS | PIM |
| 2003-04 | Vasby IK | SWE-JR | 10 | 7 | 10 | 17 | 30 | -- | -- | -- | -- | -- | -- | -- | -- | -- | -- |
| | Vasby IK | SWE-3 | 32 | 8 | 5 | 13 | 26 | -- | -- | -- | -- | -- | -- | -- | -- | -- | -- |
| 2004-05 | Vasby IK | SWE-3 | 28 | 12 | 12 | 24 | 36 | -- | -- | -- | -- | -- | -- | -- | -- | -- | -- |
| | Djurgardens IF | SWE-JR | 5 | 3 | 0 | 3 | 2 | -- | -- | -- | -- | -- | -- | -- | -- | -- | -- |
| 2005-06 | Djurgardens IF | SWE-JR | 4 | 2 | 1 | 3 | 2 | -- | -- | -- | -- | -- | 4 | 1 | 2 | 3 | 2 |
| | Djurgardens IF | SWE | 47 | 5 | 2 | 7 | 36 | -- | -- | -- | -- | -- | -- | -- | -- | -- | -- |
| 2006-07 | Djurgardens IF | SWE | 49 | 23 | 11 | 34 | 38 | -2 | -- | -- | -- | -- | -- | -- | -- | -- | -- |
| | Sweden | WJC | 7 | 1 | 2 | 3 | 4 | 4 | -- | -- | -- | -- | -- | -- | -- | -- | -- |
| | Djurgardens IF | SWE-JR | -- | -- | -- | -- | -- | -- | -- | -- | -- | -- | 7 | 2 | 5 | 7 | 14 |
| | Sweden | WC | 9 | 2 | 4 | 6 | 6 | 2 | -- | -- | -- | -- | -- | -- | -- | -- | -- |
| 2007-08 | Djurgardens IF | SWE | 53 | 18 | 12 | 30 | 58 | 2 | -- | -- | -- | -- | 5 | 0 | 1 | 1 | 6 |
| | Sweden | WC | 9 | 6 | 0 | 6 | 12 | 3 | -- | -- | -- | -- | -- | -- | -- | -- | -- |
| 2008-09 | Nashville | NHL | 28 | 2 | 5 | 7 | 16 | -3 | 0 | 0 | 0 | 54 | -- | -- | -- | -- | -- |
| | Milwaukee | AHL | 49 | 17 | 18 | 35 | 44 | -3 | 8 | 0 | 3 | -- | 11 | 4 | 4 | 8 | 6 |
| 2009-10 | Nashville | NHL | 80 | 30 | 21 | 51 | 40 | 18 | 10 | 0 | 8 | 275 | 2 | 0 | 1 | 1 | 4 |
| | Sweden | Olympics | 4 | 1 | 0 | 1 | 4 | 1 | -- | -- | -- | -- | -- | -- | -- | -- | -- |
| 2010-11 | Nashville | NHL | 79 | 21 | 27 | 48 | 47 | 11 | 6 | 0 | 5 | 265 | 12 | 2 | 1 | 3 | 6 |
| 2011-12 | Nashville | NHL | 76 | 27 | 16 | 43 | 28 | 9 | 8 | 0 | 3 | 230 | 10 | 1 | 3 | 4 | 2 |
| | Sweden | WC | 3 | 0 | 0 | 0 | 0 | 0 | 0 | 0 | 0 | -- | -- | -- | -- | -- | -- |
| 2012-13 | Nashville | NHL | 24 | 4 | 10 | 14 | 14 | -1 | 4 | 0 | 1 | 87 | -- | -- | -- | -- | -- |
| | HC Red Ice | SWISS-2 | 9 | 7 | 7 | 14 | 8 | -- | -- | -- | -- | -- | -- | -- | -- | -- | -- |
| | Djurgardens IF | SWE | 10 | 2 | 3 | 5 | 6 | 5 | -- | -- | -- | -- | -- | -- | -- | -- | -- |
| 2013-14 | Nashville | NHL | 76 | 22 | 31 | 53 | 28 | 1 | 7 | 0 | 6 | 248 | -- | -- | -- | -- | -- |
| 2014-15 | PITTSBURGH | NHL | 64 | 25 | 26 | 51 | 38 | 12 | 6 | 0 | 4 | 220 | 5 | 2 | 1 | 3 | 2 |
| 2015-16 | PITTSBURGH | NHL | 82 | 22 | 29 | 51 | 36 | 15 | 9 | 0 | 3 | 257 | 24 | 9 | 4 | 13 | 10 |
| 2016-17 | PITTSBURGH | NHL | 70 | 21 | 23 | 44 | 28 | 16 | 10 | 0 | 6 | 223 | 19 | 5 | 4 | 9 | 18 |
| | Sweden | WCH | 4 | 0 | 2 | 2 | 0 | 2 | 0 | 0 | 0 | 10 | -- | -- | -- | -- | -- |
| 2017-18 | PITTSBURGH | NHL | 70 | 29 | 20 | 49 | 58 | 2 | 15 | 0 | 1 | 247 | 10 | 5 | 6 | 11 | 22 |
| | Sweden | WC | 5 | 2 | 0 | 2 | 2 | 2 | 2 | 0 | 0 | 12 | -- | -- | -- | -- | -- |
| NHL TOTALS | | | 649 | 203 | 208 | 411 | 333 | 80 | 75 | 0 | 37 | 2106 | 82 | 24 | 20 | 44 | 64 |
| PITTSBURGH TOTALS | | | 286 | 97 | 98 | 195 | 160 | 45 | 40 | 0 | 14 | 947 | 58 | 21 | 15 | 36 | 52 |

Gold

Won a gold medal at the 2018 World Championship with Team Sweden. Posted 2 goals in the tournaments, both on the power play, in 5 games. Has represented his country in the 2010 Winter Olympic Games, 3 World Championships (2007, '12, '18), World Junior Championship (2007), World U-18 Championship (2005) and the World Cup of Hockey (2016). Collected bronze at the 2005 U-18 WJC.

HAT TRICKS



LAST: 02.29.16 vs. ARI (3G)

6 GOAL STREAK

LAST: 10.27.11-11.08.11 (7)



5 ASSIST STREAK

LAST: 11.15.14-11.24.14 (5)



7 POINT STREAK

LAST: 03.25.18-04.06.18 (6G-3A)



TRISTAN JARRY

G

PRONOUNCED JAR-ee, TRIH-stan

SIGNED Through 2019-20 Season

DOB 4/29/95 **BIRTHPLACE** Surrey, BC

35

| | | |
|--------------|-----------|-----------|
| CATCH | HT | WT |
| Left | 6-2 | 194 |

ACQUIRED
Drafted by Penguins in the 2nd round (44th overall) of the 2013 NHL Draft.

ROOK

Posted 17 wins during rookie campaign with Wilkes-Barre/Scranton of the American Hockey League in 2015-16. His 17 victories ranked 3rd in the AHL among rookie netminders. Meanwhile, his 5 shutouts ranked 4th (tied) among all AHL rookies.

LEAP

Saw extended NHL action with Pittsburgh during the 2017-18 season. Recorded his 1st career win (Nov. 25 vs. Tampa Bay) and 1st career shutout (Dec. 1 at Buffalo). Also posted a 4-game winning streak.

ALL-STAR

Played in 2017 AHL All-Star Classic after ranking in the top-6 in the league in wins (28, 3rd), GAA (2.15, 4th-t) and save percentage (.925, 6th-t). Paired with Casey DeSmith to win AHL's Harry "Hap" Holmes Award for fewest goals per game allowed in regular season (2.25).

34

Saves against Buffalo on Dec. 1, 2017 to record his 1st career NHL shutout.

CHAMP

Led Edmonton of the Western Hockey League to a WHL championship and Memorial Cup title in 2014. Won WHL ring with Game 7 road victory against Portland Winterhawks.

14

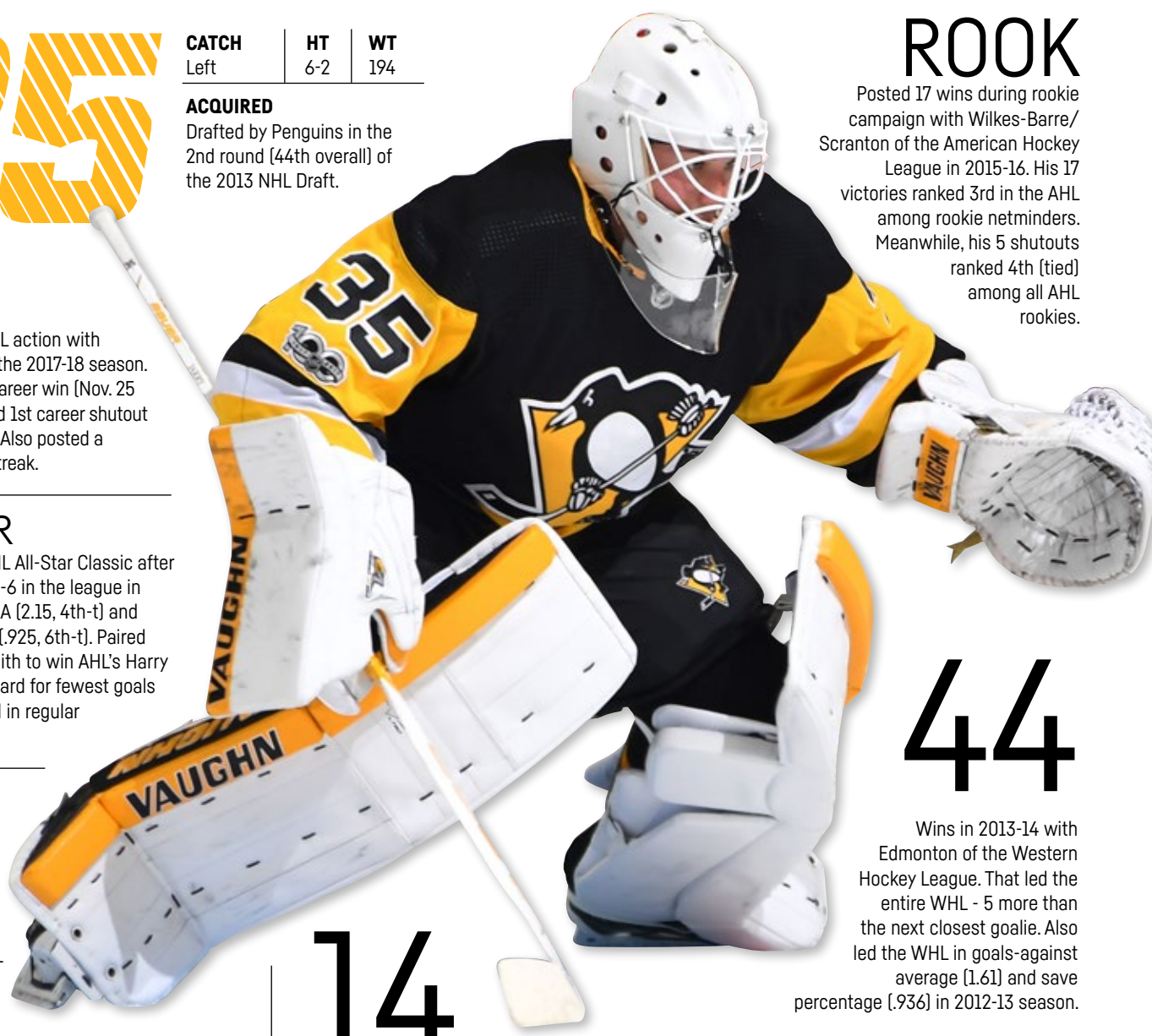
NHL wins during rookie campaign in 2017-18 season. His 14 victories led all rookie netminders in the league.

44

Wins in 2013-14 with Edmonton of the Western Hockey League. That led the entire WHL - 5 more than the next closest goalie. Also led the WHL in goals-against average (1.61) and save percentage (.936) in 2012-13 season.

93

Total wins in his 4-year WHL career. Also posted 17 shutouts and a 2.37 goals-against average. Best season was 2013-14 when he set career highs in games played (63), wins (44), minutes (3703) and shutouts (8). Named WHL First-Team All-Star.



CAREER HIGHS

SHOTS FACED

38

LAST: (1 time) 03.05.18 vs. CGY

SAVES

35

LAST: (2 times) 03.05.18 vs. CGY

SHUTOUTS

2

LAST: 01.05.18 at NYI (31)

CAREER STATISTICS

| YEAR | TEAM | LEAGUE | REGULAR SEASON | | | | | | | | | PLAYOFFS | | | | | | |
|-----------------------|-------------------|------------|----------------|-----------|----------|----------|-------------|-----------|----------|-------------|-------------|----------|------|------|----|----|------|------|
| | | | GP | W | L | OTL | MIN | GA | SO | GAA | SV% | GP | W-L | MIN | GA | SO | GAA | SV% |
| 2011-12 | Edmonton | WHL | 14 | 8 | 2 | 1 | 718 | 35 | 0 | 2.93 | .894 | -- | -- | -- | -- | -- | -- | -- |
| | British Columbia | CWG | 2 | -- | -- | -- | -- | -- | -- | 4.32 | -- | -- | -- | -- | -- | -- | -- | -- |
| | Canada Pacific | WHC-17 | 2 | -- | -- | -- | -- | -- | -- | 1.95 | -- | -- | -- | -- | -- | -- | -- | -- |
| 2012-13 | Edmonton | WHL | 27 | 18 | 7 | 0 | 1495 | 40 | 6 | 1.61 | .936 | 1 | 0-0 | 27 | 0 | 0 | 0.00 | 1.00 |
| 2013-14 | Edmonton | WHL | 63 | 44 | 14 | 3 | 3703 | 138 | 8 | 2.24 | .914 | 21 | 16-5 | 1261 | 46 | 3 | 2.19 | .925 |
| | Edmonton | M-Cup | 5 | 3 | 2 | -- | 364 | 17 | 0 | 2.80 | -- | -- | -- | -- | -- | -- | -- | -- |
| 2014-15 | Edmonton | WHL | 55 | 23 | 26 | 6 | 3216 | 147 | 3 | 2.74 | .907 | 5 | 1-4 | 312 | 15 | 0 | 2.88 | .896 |
| 2015-16 | Wilkes-Barre | AHL | 33 | 17 | 13 | 3 | 1943 | 87 | 5 | 2.69 | .905 | 3 | 1-0 | 107 | 4 | 0 | 2.24 | .902 |
| 2016-17 | PITTSBURGH | NHL | 1 | 0 | 1 | 0 | 59 | 3 | 0 | 3.05 | .880 | -- | -- | -- | -- | -- | -- | -- |
| | Wilkes-Barre | AHL | 45 | 28 | 15 | 2 | 2707 | 97 | 3 | 2.15 | .925 | -- | -- | -- | -- | -- | -- | -- |
| 2017-18 | PITTSBURGH | NHL | 26 | 14 | 6 | 2 | 1364 | 63 | 2 | 2.77 | .908 | -- | -- | -- | -- | -- | -- | -- |
| | Wilkes-Barre | AHL | 16 | 9 | 5 | 2 | 963 | 49 | 0 | 3.05 | .901 | 3 | 0-3 | 181 | 10 | 0 | 3.31 | .894 |
| PIT/NHL TOTALS | | | 27 | 14 | 7 | 2 | 1423 | 66 | 2 | 2.78 | .907 | -- | -- | -- | -- | -- | -- | -- |

WIN
STREAK

4

11.25.17-12.02.17

SHUTOUT
STREAK

116:47

11.27.17-12.02.17

JACK JOHNSON

D

PRONOUNCED JAWN-suhn, JAK

SIGNED Through 2022-23 Season

DOB 1/13/87 **BIRTHPLACE** Indianapolis, IN

73

| SHOOTS | HT | WT |
|--------|-----|-----|
| Left | 6-1 | 227 |

ACQUIRED
Signed as an unrestricted free agent on July 1, 2018.

136

Career-best shot block total set in 2007-08 with Los Angeles. Nearly bested that mark with 135 in 2017-18 campaign. Has surpassed 130 blocked shots on 5 occasions throughout his career.

VET

Has played 11-plus NHL seasons with Los Angeles and Columbus. Appeared in nearly 800 games [788 entering 2018-19] from 2007-18.

C

Has held several leadership roles in his career. Was alternate captain for Columbus. Captain of the 2010 and '12 World Championships for United States. Also served as an alternate captain at the 2011 World Championship.

SHATTUCK

Attended the famous hockey program at Shattuck St. Mary's in Faribault, Minnesota in 2002-03 with current teammate Sidney Crosby. Other Shattuck alumni include Zach Parise, Jonathan Toews and Drew Stafford.

3RD

Overall pick in the 2005 NHL Draft by Carolina. Pens GM Jim Rutherford served as Hurricanes GM at the time.

BLOCK PARTY

Demonstrated a prolific shot-blocking ability throughout NHL career. Since 2010-11, has ranked in the top-3 every season on his respective teams in blocked shots (team leader 5 times). Registered over 100 blocked shots in 7 of the past 8 seasons (notched 90 in shortened 2012-13 campaign). Posted 128 or more blocks in 6 of the past 8 campaigns.

USA

Has represented his home country in several international tournaments, including the Winter Olympics (2010), World Championships (2007, '09, '10, '11), World Cup of Hockey (2016), World Junior Championship (2006, '07) and World U-18 Junior Championship (2004, '05).

MEDAL

Won several medals during international play with the United States, most notably a silver medal at the 2010 Winter Olympic Games. Also grabbed bronze (2007 World Championship), gold (2005 World U-18 Junior Championship) and silver (2004 WJC).



CAREER HIGHS

2 GOALS IN A GAME
LAST: (1 time), 01.02.16 vs. WSH

3 ASSISTS IN A GAME
LAST: (4 times), 03.01.14 vs. FLA

4 POINTS IN A GAME
LAST: (1 time), 02.04.10 vs. ANA (1G-3A)

SHOTS ON GOAL

8

LAST: (1 time), 04.03.12 at ARI

PENALTY MINUTES

14


LAST: (1 time), 12.16.10 at STL

CAREER STATISTICS

| YEAR | TEAM | LEAGUE | REGULAR SEASON | | | | | | | | | | PLAYOFFS | | | | | |
|--------------------------|---------------|----------|----------------|-----------|------------|------------|------------|-------------|-----------|----------|-----------|-------------|-----------|----------|-----------|-----------|-----------|----|
| | | | GP | G | A | PTS | PIM | +/- | PP | SH | GW | S | GP | G | A | PTS | PIM | |
| 2002-03 | Shattuck | High-MN | 48 | 15 | 27 | 42 | -- | -- | -- | -- | -- | -- | -- | -- | -- | -- | -- | -- |
| 2003-04 | United States | WJ-18 | 6 | 2 | 0 | 2 | 18 | -- | -- | -- | -- | -- | -- | -- | -- | -- | -- | -- |
| | USNTDP | U17 | 31 | 12 | 9 | 21 | 78 | -- | -- | -- | -- | -- | -- | -- | -- | -- | -- | -- |
| | USNTDP | NAHL | 29 | 3 | 12 | 15 | 93 | -- | -- | -- | -- | -- | -- | -- | -- | -- | -- | -- |
| 2004-05 | United States | WJ-18 | 6 | 0 | 2 | 2 | 35 | -- | -- | -- | -- | -- | -- | -- | -- | -- | -- | -- |
| | USNTDP | U18 | 26 | 5 | 9 | 14 | 86 | -- | -- | -- | -- | -- | -- | -- | -- | -- | -- | -- |
| | USNTDP | NAHL | 12 | 7 | 10 | 17 | 57 | 0 | 1 | 1 | 2 | -- | -- | -- | -- | -- | -- | |
| 2005-06 | Michigan | CCHA | 38 | 10 | 22 | 32 | 149 | -- | -- | -- | -- | -- | -- | -- | -- | -- | -- | -- |
| | United States | WJC | 7 | 1 | 5 | 6 | 45 | -- | -- | -- | -- | -- | -- | -- | -- | -- | -- | -- |
| 2006-07 | Michigan | CCHA | 36 | 16 | 23 | 39 | 87 | -- | -- | -- | -- | -- | -- | -- | -- | -- | -- | -- |
| | Los Angeles | NHL | 5 | 0 | 0 | 0 | 18 | -5 | 0 | 0 | 0 | 5 | -- | -- | -- | -- | -- | -- |
| | United States | WJC | 7 | 3 | 0 | 3 | 14 | -- | -- | -- | -- | -- | -- | -- | -- | -- | -- | -- |
| | United States | WC | 7 | 1 | 0 | 1 | 0 | -- | -- | -- | -- | -- | -- | -- | -- | -- | -- | -- |
| 2007-08 | Los Angeles | NHL | 74 | 3 | 8 | 11 | 76 | -19 | 0 | 0 | 0 | 81 | -- | -- | -- | -- | -- | -- |
| 2008-09 | Los Angeles | NHL | 41 | 6 | 5 | 11 | 46 | -18 | 3 | 0 | 0 | 50 | -- | -- | -- | -- | -- | -- |
| | United States | WC | 9 | 5 | 2 | 7 | 10 | -- | -- | -- | -- | -- | -- | -- | -- | -- | -- | -- |
| 2009-10 | Los Angeles | NHL | 80 | 8 | 28 | 36 | 48 | -15 | 3 | 0 | 0 | 130 | 6 | 0 | 7 | 7 | 6 | |
| | United States | Olympics | 6 | 0 | 1 | 1 | 2 | -- | -- | -- | -- | -- | -- | -- | -- | -- | -- | -- |
| | United States | WC | 6 | 0 | 3 | 3 | 4 | -- | -- | -- | -- | -- | -- | -- | -- | -- | -- | -- |
| 2010-11 | Los Angeles | NHL | 82 | 5 | 37 | 42 | 44 | -21 | 3 | 0 | 0 | 153 | 6 | 1 | 4 | 5 | 0 | |
| | United States | WC | 7 | 1 | 2 | 3 | 8 | -4 | 0 | 0 | 0 | -- | -- | -- | -- | -- | -- | -- |
| 2011-12 | Los Angeles | NHL | 61 | 8 | 16 | 24 | 24 | -12 | 5 | 0 | 4 | 120 | -- | -- | -- | -- | -- | -- |
| | Columbus | NHL | 21 | 4 | 10 | 14 | 15 | 5 | 0 | 0 | 1 | 56 | -- | -- | -- | -- | -- | -- |
| 2012-13 | Columbus | NHL | 44 | 5 | 14 | 19 | 12 | -5 | 3 | 0 | 1 | 96 | -- | -- | -- | -- | -- | -- |
| 2013-14 | Columbus | NHL | 82 | 5 | 28 | 33 | 48 | -7 | 4 | 0 | 0 | 147 | 6 | 3 | 4 | 7 | 4 | |
| 2014-15 | Columbus | NHL | 79 | 8 | 32 | 40 | 44 | -13 | 3 | 0 | 1 | 141 | -- | -- | -- | -- | -- | -- |
| 2015-16 | Columbus | NHL | 60 | 6 | 8 | 14 | 25 | -16 | 3 | 0 | 2 | 86 | -- | -- | -- | -- | -- | -- |
| 2016-17 | Columbus | NHL | 82 | 5 | 18 | 23 | 32 | 23 | 1 | 0 | 1 | 116 | 5 | 1 | 1 | 2 | 0 | |
| | United States | W-Cup | 2 | 0 | 0 | 0 | -- | -- | -- | -- | -- | -- | -- | -- | -- | -- | -- | -- |
| 2017-18 | Columbus | NHL | 77 | 3 | 8 | 11 | 22 | -6 | 0 | 0 | 1 | 88 | -- | -- | -- | -- | -- | -- |
| NHL TOTALS | | | 788 | 66 | 212 | 278 | 454 | -109 | 28 | 0 | 11 | 1269 | 23 | 5 | 16 | 21 | 10 | |
| PITTSBURGH TOTALS | | | -- | -- | -- | -- | -- | -- | -- | -- | -- | -- | -- | -- | -- | -- | -- | -- |

WOLVERINE

Played 2 seasons of college hockey with the University of Michigan from 2005-07. Totaled 26 goals, 71 points and 236 penalty minutes in 74 career collegiate games. Named CCHA Best Offensive Defenseman and First Team All-CCHA honors in sophomore season. Earned CCHA All-Rookie honors after setting school freshman record for points by a blueliner [32].

3 GOAL STREAK 
LAST: 03.28.15-04.02.15

5 ASSIST STREAK 
LAST: 12.21.10-12.29.10 (5)

6 POINT STREAK 
LAST: 12.21.10-12.30.10 (2G-5A)

PHIL KESSEL

F

PRONOUNCED KEH-suhl, FIHL

SIGNED Through 2021-22 Season

DOB 10/2/87 **BIRTHPLACE** Madison, WI

81

| SHOOTS | HT | WT |
|--------|-----|-----|
| Right | 6-0 | 202 |

ACQUIRED
From Toronto with Tyler Biggs, Tim Erixon and 2016 2nd-round pick for Kasperii Kapanen, Nick Spaling, Scott Harrington, 2016 1st-round pick and 2016 3rd-round pick on July 1, 2015.

SNIPER

Led Pens in goals [10] and points [22] in 2016 postseason. Tied single-game career highs with 2 goals and 3 points in series-clinching Game 6 win against Washington in Second Round.

OLYMPIAN

Twice represented USA in Olympic action in 2010 and '14. Won silver medal in '10, losing overtime contest in Gold Medal Game to Canada. Named Best Forward while leading all Olympians with 5 goals and 8 points in '14 Games in Sochi, Russia.

92

Points scored in the 2017-18 season, a career high. The 92 points are the 3rd-highest single-season total by an American-born player in the salary cap era. Also posted a new career-best 58 assists in the season.

234

Goals in the last 8 years, 6th-most (tied) in the NHL. Also has produced 560 total points since the 2010-11 season (234G-326A). The 560 points are 6th-most in the league in that span.

AMERICA

Has represented his country in several international tournaments, including Winter Olympics (2010, '14), World Championships (2006, '07, '08), World Junior Championships (2005, '06) and World U-18 Championships (2004, '05). The Madison, Wisconsin native played 2 seasons for the US National Team Development Program in Ann Arbor, Michigan from 2003-05. His 741-career NHL points rank 2nd (Patrick Kane, 828) among all active U.S.-born players.

MASTERTON

Winner of the NHL's Bill Masterton Award in 2007, given to the "player that best exemplifies the qualities of perseverance, sportsmanship and dedication to the game of hockey" after overcoming a bout with testicular cancer.



3

Time selection to NHL All-Star Game (2011, '12, '15).

5th

Overall selection in the 2006 NHL Draft by the Boston Bruins.

6

Time 30-goal scorer, twice hitting 37 (2011-12, '13-14). Also has posted 10 seasons of 20+ goals and 50+ points, and 7 seasons of 60+ points.

CAREER HIGHS

3 GOALS IN A GAME
LAST: (5 times), 02.01.14 vs. OTT

4 ASSISTS IN A GAME
LAST: (1 time), 03.26.16 at DET

5 POINTS IN A GAME
LAST: (1 time), 03.26.16 at DET (1G-4A)

SHOTS ON GOAL

12

LAST: (1 time), 11.23.09 vs. NYI

PENALTY MINUTES

10

LAST: (1 time), 10.05.17 at CHI



CAREER STATISTICS

| YEAR | TEAM | LEAGUE | REGULAR SEASON | | | | | | | | | | PLAYOFFS | | | | |
|--------------------------|-------------------|------------|----------------|------------|------------|------------|------------|------------|-----------|----------|-----------|-------------|-----------|-----------|-----------|-----------|-----------|
| | | | GP | G | A | PTS | PIM | +/- | PP | SH | GW | S | GP | G | A | PTS | PIM |
| 2003-04 | USNTDP | U-17 | 32 | 31 | 18 | 49 | 8 | -- | -- | -- | -- | -- | -- | -- | -- | -- | -- |
| | USNTDP | NAHL | 30 | 21 | 12 | 33 | 18 | -- | -- | -- | -- | -- | -- | -- | -- | -- | -- |
| | United States | WJ-18 | 6 | 7 | 3 | 10 | 6 | -- | -- | -- | -- | -- | -- | -- | -- | -- | -- |
| 2004-05 | USNTDP | U-18 | 31 | 41 | 32 | 73 | 16 | 3 | -- | -- | -- | -- | -- | -- | -- | -- | -- |
| | USNTDP | NAHL | 14 | 11 | 14 | 25 | 21 | 0 | 5 | 0 | 2 | -- | -- | -- | -- | -- | -- |
| | United States | WJ-18 | 6 | 9 | 7 | 16 | 2 | 10 | -- | -- | -- | -- | -- | -- | -- | -- | -- |
| | United States | WJC | 7 | 4 | 2 | 6 | 2 | -1 | -- | -- | -- | -- | -- | -- | -- | -- | -- |
| 2005-06 | Minnesota | WCHA | 39 | 18 | 33 | 51 | 28 | 24 | -- | -- | -- | -- | -- | -- | -- | -- | -- |
| | United States | WC | 7 | 1 | 1 | 2 | 2 | 2 | -- | -- | -- | -- | -- | -- | -- | -- | -- |
| | United States | WJC | 7 | 1 | 10 | 11 | 2 | 0 | -- | -- | -- | -- | -- | -- | -- | -- | -- |
| 2006-07 | Boston | NHL | 70 | 11 | 18 | 29 | 12 | -12 | 1 | 0 | 0 | 170 | -- | -- | -- | -- | -- |
| | Providence | AHL | 2 | 1 | 0 | 1 | 2 | 0 | 0 | 0 | 0 | 8 | -- | -- | -- | -- | -- |
| | United States | WC | 7 | 2 | 5 | 7 | 6 | 1 | -- | -- | -- | -- | -- | -- | -- | -- | -- |
| 2007-08 | Boston | NHL | 82 | 19 | 18 | 37 | 28 | -6 | 5 | 0 | 3 | 213 | 4 | 3 | 1 | 4 | 2 |
| | United States | WC | 7 | 6 | 4 | 10 | 6 | 0 | -- | -- | -- | -- | -- | -- | -- | -- | -- |
| 2008-09 | Boston | NHL | 70 | 36 | 24 | 60 | 16 | 23 | 8 | 0 | 6 | 232 | 11 | 6 | 5 | 11 | 4 |
| 2009-10 | Toronto | NHL | 70 | 30 | 25 | 55 | 21 | -8 | 8 | 0 | 5 | 297 | -- | -- | -- | -- | -- |
| | United States | Olympics | 6 | 1 | 1 | 2 | 0 | 2 | -- | -- | -- | -- | -- | -- | -- | -- | -- |
| 2010-11 | Toronto | NHL | 82 | 32 | 32 | 64 | 24 | -20 | 12 | 1 | 6 | 325 | -- | -- | -- | -- | -- |
| 2011-12 | Toronto | NHL | 82 | 37 | 45 | 82 | 20 | -10 | 10 | 0 | 6 | 295 | -- | -- | -- | -- | -- |
| 2012-13 | Toronto | NHL | 48 | 20 | 32 | 52 | 18 | -3 | 6 | 0 | 4 | 161 | 7 | 4 | 2 | 6 | 2 |
| 2013-14 | Toronto | NHL | 82 | 37 | 43 | 80 | 27 | -5 | 8 | 0 | 6 | 305 | -- | -- | -- | -- | -- |
| | United States | Olympics | 6 | 5 | 3 | 8 | 4 | 6 | 0 | 0 | 1 | 21 | -- | -- | -- | -- | -- |
| 2014-15 | Toronto | NHL | 82 | 25 | 36 | 61 | 30 | -34 | 8 | 0 | 4 | 280 | -- | -- | -- | -- | -- |
| 2015-16 | PITTSBURGH | NHL | 82 | 26 | 33 | 59 | 18 | 9 | 4 | 0 | 5 | 274 | 24 | 10 | 12 | 22 | 4 |
| 2016-17 | PITTSBURGH | NHL | 82 | 23 | 47 | 70 | 20 | 3 | 8 | 0 | 4 | 229 | 25 | 8 | 15 | 23 | 2 |
| 2017-18 | PITTSBURGH | NHL | 82 | 34 | 58 | 92 | 36 | -4 | 12 | 0 | 6 | 261 | 12 | 1 | 8 | 9 | 2 |
| NHL TOTALS | | | 914 | 330 | 411 | 741 | 270 | -67 | 90 | 1 | 55 | 3042 | 83 | 32 | 43 | 75 | 16 |
| PITTSBURGH TOTALS | | | 246 | 83 | 138 | 221 | 74 | 8 | 24 | 0 | 15 | 764 | 61 | 19 | 35 | 54 | 8 |

COLLEGE HOCKEY

Played 1 season of college hockey with Minnesota in 2005-06, recording 18 goals and 51 points en route to being named Western Collegiate Hockey Association (WCHA) Rookie of the Year and to All-Rookie Team.

692

Consecutive games played, an iron man streak that began on Nov. 3, 2009. Has played in every single game over the past 8 straight seasons (9 overall). Streak is 760 games when including playoffs.

BLOODLINES

Father, Phil Sr., played quarterback at Northern Michigan and spent a year on Washington Redskins' practice squad. Sister, Amanda, is 1 of the top female hockey players in the world, winning a gold medal with Team USA at the 2018 Winter Olympics and silver in the 2014 Games. Brother, Blake, is a pro hockey player.

HAT TRICKS



LAST: 02.01.14 vs. OTT (3G)

6

GOAL STREAK

LAST: 11.26.08-12.08.08 (7)



7

ASSIST STREAK

LAST: 12.08.08-12.21.08 (9)



18

POINT STREAK

LAST: 11.13.08-12.21.08 (14G-14A)



KRIS LETANG

D

PRONOUNCED leh-TANG, KRIHS

SIGNED Through 2021-22 Season

DOB 4/24/87

BIRTHPLACE Montreal, QC

58

| | | |
|---------------|-----------|-----------|
| SHOOTS | HT | WT |
| Right | 6-0 | 201 |

ACQUIRED
Drafted by Penguins
in the 3rd round
(62nd overall) of



341

Career assists, most ever by a defenseman in team history. Surpassed Hall of Famer Paul Coffey (332) on March 3, 2018 vs. NY Islanders.

RECORD

Holds the franchise playoff record for assists (58) and points (79) among defensemen. Achieved both milestones during the 2018 postseason.

CAREER YEAR

Enjoyed best season in 2015-16, establishing career highs in goals (16), assists (51), points (67) and average minutes per game (26:56). Those marks paced all Pens blueliners and his .94 points-per-game average ranked 2nd in the entire NHL - behind only Ottawa's Erik Karlsson (1.00).

.77

Letang's average points per game since 2010, the 2nd-best mark among NHL defensemen during that span behind only Ottawa's Erik Karlsson (0.87).

21

Career postseason goals, the most tallies among blueliners in team playoff history. Scored Stanley Cup-winning goal in Game 6 at San Jose in 2016.

INSPIRATIONAL COMEBACK

Finalist for NHL's Bill Masterton Trophy in 2015. Selected by the local media as the Penguins' Masterton nominee for 2 straight seasons (3 overall) after returning from a stroke to post a remarkable, Norris Trophy-caliber season in 2014-15. He still deals with the effects of the stroke on a daily basis. Was also the team's Masterton nominee in 2014 and '18. Overcame major neck surgery that ended his 2016-17 season to return for the '17-18 campaign following an extended rehab program.

Finalist for NHL's Bill Masterton Trophy in 2015. Selected by the local media as the Penguins' Masterton nominee for 2 straight seasons (3 overall) after returning from a stroke to post a remarkable, Norris Trophy-caliber season in 2014-15. He still deals with the effects of the stroke on a daily basis. Was also the team's Masterton nominee in 2014 and '18. Overcame major neck surgery that ended his 2016-17 season to return for the '17-18 campaign following an extended rehab program.

400

Recorded his 400th career point (assist) on Nov. 14, 2017 vs. Buffalo. Became just the 2nd defenseman in Pens history to surpass the 400-point plateau (Paul Coffey).

CLUTCH

Helped the Penguins capture the Stanley Cup in 2010 by tying Larry Murphy's single-season franchise record for playoff goals by a defenseman with 5. Helped turn around Pittsburgh's Eastern Conference semifinals series against Washington by scoring the overtime game-winning goal in Game 3 at Mellon Arena.

5

Assists posted in 1 game on Jan. 27, 2015 vs. Winnipeg. The 5 assists are career highs in assists and points in a single game. Was the only defenseman in the NHL to post a 5-point game in 2014-15.

CAREER HIGHS

2 GOALS IN A GAME
LAST: (7 times), 02.06.16 at FLA

5 ASSISTS IN A GAME
LAST: (1 time), 01.27.15 vs. WPG

5 POINTS IN A GAME
LAST: (1 time), 01.27.15 vs. WPG (5A)

SHOTS ON GOAL

9

LAST: (1 time), 03.28.10 vs. TOR

PENALTY MINUTES

22

LAST: (1 time), 03.15.15 vs. DET



CAREER STATISTICS

| YEAR | TEAM | LEAGUE | REGULAR SEASON | | | | | | | | | | PLAYOFFS | | | | |
|-----------------------|-------------------|------------|----------------|-----------|------------|------------|------------|-----------|-----------|----------|-----------|-------------|------------|-----------|-----------|-----------|------------|
| | | | GP | G | A | PTS | PIM | +/- | PP | SH | GW | S | GP | G | A | PTS | PIM |
| 2004-05 | Val d'Or | QMJHL | 70 | 13 | 19 | 32 | 79 | -16 | 5 | 1 | 3 | 188 | -- | -- | -- | -- | -- |
| | Canada | WJ-18 | 6 | 2 | 2 | 4 | 20 | 4 | -- | -- | -- | -- | -- | -- | -- | -- | -- |
| 2005-06 | Val d'Or | QMJHL | 60 | 25 | 43 | 68 | 156 | 4 | 13 | 1 | 2 | 289 | 5 | 1 | 5 | 6 | 20 |
| | Canada | WJC | 6 | 1 | 2 | 3 | 2 | 5 | 0 | 0 | 1 | 8 | -- | -- | -- | -- | -- |
| 2006-07 | PITTSBURGH | NHL | 7 | 2 | 0 | 2 | 4 | -3 | 2 | 0 | 0 | 8 | -- | -- | -- | -- | -- |
| | Val d'Or | QMJHL | 40 | 14 | 38 | 52 | 74 | 19 | 5 | 2 | 4 | 171 | 19 | 12 | 19 | 31 | 48 |
| | Canada | WJC | 6 | 0 | 6 | 6 | 12 | 4 | 0 | 0 | 0 | 22 | -- | -- | -- | -- | -- |
| | Wilkes-Barre | AHL | -- | -- | -- | -- | -- | -- | -- | -- | -- | -- | 1 | 0 | 1 | 1 | 2 |
| 2007-08 | PITTSBURGH | NHL | 63 | 6 | 11 | 17 | 23 | -1 | 1 | 0 | 3 | 68 | 16 | 0 | 2 | 2 | 12 |
| | Wilkes-Barre | AHL | 10 | 1 | 6 | 7 | 4 | 0 | 0 | 0 | 0 | 18 | -- | -- | -- | -- | -- |
| 2008-09 | PITTSBURGH | NHL | 74 | 10 | 23 | 33 | 24 | -7 | 4 | 1 | 3 | 138 | 23 | 4 | 9 | 13 | 26 |
| 2009-10 | PITTSBURGH | NHL | 73 | 3 | 24 | 27 | 51 | 1 | 0 | 0 | 0 | 174 | 13 | 5 | 2 | 7 | 6 |
| 2010-11 | PITTSBURGH | NHL | 82 | 8 | 42 | 50 | 101 | 15 | 4 | 0 | 2 | 236 | 7 | 0 | 4 | 4 | 10 |
| 2011-12 | PITTSBURGH | NHL | 51 | 10 | 32 | 42 | 34 | 21 | 4 | 1 | 3 | 142 | 6 | 1 | 4 | 5 | 21 |
| 2012-13 | PITTSBURGH | NHL | 35 | 5 | 33 | 38 | 8 | 16 | 1 | 0 | 1 | 95 | 15 | 3 | 13 | 16 | 8 |
| 2013-14 | PITTSBURGH | NHL | 37 | 11 | 11 | 22 | 16 | -8 | 6 | 0 | 1 | 108 | 13 | 2 | 4 | 6 | 14 |
| 2014-15 | PITTSBURGH | NHL | 69 | 11 | 43 | 54 | 79 | 12 | 2 | 1 | 1 | 197 | -- | -- | -- | -- | -- |
| 2015-16 | PITTSBURGH | NHL | 71 | 16 | 51 | 67 | 66 | 9 | 5 | 0 | 2 | 218 | 23 | 3 | 12 | 15 | 22 |
| 2016-17 | PITTSBURGH | NHL | 41 | 5 | 29 | 34 | 32 | 2 | 2 | 0 | 2 | 122 | -- | -- | -- | -- | -- |
| 2017-18 | PITTSBURGH | NHL | 79 | 9 | 42 | 51 | 56 | -9 | 4 | 0 | 1 | 222 | 12 | 3 | 8 | 11 | 15 |
| PIT/NHL TOTALS | | | 682 | 96 | 341 | 437 | 494 | 48 | 35 | 3 | 19 | 1728 | 128 | 21 | 58 | 79 | 134 |

2

GOAL STREAK

LAST: 03.27.18-03.29.18 [2]



8

ASSIST STREAK

LAST: 03.26.16-04.07.16 [10]



8

POINT STREAK

LAST: 03.26.16-04.07.16 [2G-10A]



PRESTIGIOUS COMPANY

Only 3 players chosen in the 3rd round or later in the 2005 NHL Draft have totaled 400-plus points: Florida defenseman Keith Yandle [466], Letang [437] and Letang's teammate Patric Hornqvist [411].

JUNIOR SENSATION His 3 years of junior hockey with Val d'Or of the Quebec Major Junior Hockey League (QMJHL) was culminated by a final season in 2006-07 that saw him win the Emile "Butch" Bouchard Trophy as the league's top defenseman, the Paul Dumont Trophy as the best personality and the Kevin Lowe Trophy as the top defensive defenseman. Letang was also selected as a QMJHL First-Team All-Star.

51 Assists led the team in 2015-16. He also led the team in assists in 2010-11 [42]. He is the only player besides Sidney Crosby, Evgeni Malkin or Phil Kessel to lead team in assists the last 13 years.

BLEU, BLANC ET ROUGE

The Montreal, Quebec native grew up a huge Canadiens fan. Wishes he could have met Montreal's legendary Hall of Fame forward Maurice "Rocket" Richard.

35:14 Career-high minutes logged on March 29, 2016 vs. Buffalo. 2 days earlier he logged 31:45, including a 3:32-minute shift in OT, before setting up the Pens' game-winning overtime goal at NY Rangers. That NY game was the 2nd half of back-to-backs, where Letang skated for 29:52 in Detroit - an average of 32:28 in 3 games in 4 nights.

79

Career playoff points, most-ever by a defenseman in team history. Passed Larry Murphy [72] in Game 6 of First Round vs. Philadelphia in 2018.

38

During the shortened 2012-13 season, Letang tied for the NHL lead among defensemen with 38 points (5G-33A), finishing as the only defender in the league to average better than a point per game (1.09). That season Letang finished in 3rd place in Norris Trophy voting.

FAMILY MATTERS

Kris and his wife, Catherine, are the proud parents of a son, Alexander, and daughter, Victoria.

ALL-STAR STATUS

Has been named as an NHL Second Team All-Star 2 times in his career (2012-13, '15-16). Played in 4 NHL All-Star Games in 2011, '12, '16 and '18. In '12, he was overwhelmingly voted into the game via fan balloting with 477,960 votes, finishing 2nd overall behind only teammate Sidney Crosby, despite having to be a write-in candidate.

CAPTAIN CANADA

Was the captain of Canada's gold-medal winning squad at the 2007 World Junior Championship. Also won a gold medal with Canada at the '06 WJC.

24

Shootout tallies registered. Only Sidney Crosby [38] has more all-time tallies among Penguins players. Letang also has 14 game-deciding shootout tallies. His 24 shootout goals are the most all-time by an NHL defenseman.

19

Age when he made his NHL debut in 2006, scoring his 1st NHL goal against the NY Rangers' Henrik Lundqvist on Oct. 12, 2006 at Madison Square Garden.



LETANG

KRIS



NHL ALL-STAR

NOMINEE

NORRIS TROPHY 2013 BILL MASTERTON TROPHY 2014 • 2015 • 2018

.777 POINTS PER GAME
Since 2010

2ND-BEST Among NHL Defensemen

67

CAREER-HIGH
Point Total
2015.16

19 YEARS-OLD WHEN HE MADE HIS NHL DEBUT



21 CAREER
POST-SEASON
GOALS
Among Defensemen

FRANCHISE RECORD

38

POINTS
2012.13
TIED FOR MOST
among NHL D-men

BEST QMJHL
DEFENSEMAN

EMILE "BUTCH" BOUCHARD TROPHY
2007



STANLEY CUP
2009 • 2016
2017

TOBIAS LINDBERG

F

PRONOUNCED LIHND-buhrg, toh-BEE-uhs

SIGNED Through 2018-19 Season

DOB 7/22/95

BIRTHPLACE Stockholm, Sweden

25

| SHOOTS | HT | WT |
|--------|-----|-----|
| Left | 6-3 | 215 |

ACQUIRED
From Vegas with Vincent Dunn for Ryan Reaves and 2018 4th-round pick on Feb. 23, 2018.



TOP LEAGUE

Played 6 NHL games with Toronto during the 2015-16 season. Posted his 1st career NHL point/assist in his NHL debut on March 31 at

CHAMP

Played just 1 season of junior hockey in the Ontario Hockey League with Oshawa in 2014-15, but it was a memorable one. Helped lead the Generals to OHL and Memorial Cup championships. Ranked 3rd in scoring on team in both the regular season (32G-46A-78PTS) and postseason (7G-12A-19PTS).

4TH ROUND

Draft pick of the Ottawa Senators at the 2013 NHL Draft (102nd overall).

19

Playoff points posted during the 2015 Ontario Hockey League postseason, helping Oshawa capture the league title. Notched 7 goals and 12 assists.

THE A

Played 3 seasons in the American Hockey League with Binghamton, Toronto and Chicago from 2015-18. Totaled 27 goals, 73 points and plus-26 in 164 career contests.

5

Points posted during the 2015 Memorial Cup tournament, leading his team and helping the Oshawa Generals to winning the Cup. His 3 goals were also a team-best mark.

SET-UP MAN

Helped Oshawa win the 2015 Memorial Cup by assisting on the Cup-clinching goal by Tampa Bay's Anthony Cirelli.

CAREER HIGHS

0 GOALS IN A GAME
LAST: N/A

1 ASSISTS IN A GAME
LAST: (2 times), 04.07.16 at PHI

1 POINTS IN A GAME
LAST: (2 times), 04.07.16 at PHI (1A)

SHOTS ON GOAL

5

LAST: [1 time], 04.06.16 vs. CBJ

PENALTY MINUTES

4

LAST: [1 time], 04.07.16 at PHI

CAREER STATISTICS

| YEAR | TEAM | LEAGUE | REGULAR SEASON | | | | | | | | | | | PLAYOFFS | | | | |
|--------------------------|----------------|------------|----------------|----------|----------|----------|----------|----------|----------|----------|----------|-----------|----|----------|----|-----|-----|--|
| | | | GP | G | A | PTS | PIM | +/- | PP | SH | GW | S | GP | G | A | PTS | PIM | |
| 2012-13 | Djurgardens IF | SWE | 5 | 0 | 1 | 1 | 0 | 1 | 0 | 0 | 0 | 0 | -- | -- | -- | -- | -- | |
| 2013-14 | Djurgardens IF | SWE | 3 | 0 | 0 | 0 | 0 | 0 | 0 | 0 | 0 | 0 | -- | -- | -- | -- | -- | |
| 2014-15 | Oshawa | OHL | 67 | 32 | 46 | 78 | 14 | 33 | 7 | 2 | 5 | -- | 21 | 7 | 12 | 19 | 8 | |
| | Oshawa | M-Cup | 4 | 3 | 2 | 5 | 0 | 5 | 1 | 0 | 1 | -- | -- | -- | -- | -- | -- | |
| 2015-16 | Binghamton | AHL | 34 | 5 | 17 | 22 | 8 | 10 | 0 | 0 | 2 | 67 | -- | -- | -- | -- | -- | |
| | Toronto | AHL | 22 | 6 | 6 | 12 | 12 | 2 | 3 | 0 | 1 | 60 | 3 | 0 | 0 | 0 | 2 | |
| | Toronto | NHL | 6 | 0 | 2 | 2 | 4 | 0 | 0 | 0 | 0 | 12 | -- | -- | -- | -- | -- | |
| 2016-17 | Toronto | AHL | 44 | 6 | 10 | 16 | 34 | 6 | 2 | 0 | 1 | 68 | -- | -- | -- | -- | -- | |
| 2017-18 | Chicago | AHL | 64 | 10 | 13 | 23 | 30 | 8 | 0 | 2 | 1 | 104 | 2 | 0 | 1 | 1 | 0 | |
| NHL TOTALS | | | 6 | 0 | 2 | 2 | 4 | 0 | 0 | 0 | 0 | 12 | -- | -- | -- | -- | -- | |
| PITTSBURGH TOTALS | | | -- | -- | -- | -- | -- | -- | -- | -- | -- | -- | -- | -- | -- | -- | -- | |

0

GOAL STREAK

LAST: N/A

0

ASSIST STREAK

LAST: N/A

0

POINT STREAK

LAST: N/A

OLLI MAATTA

D

PRONOUNCED MA-TA, OH-lee

SIGNED Through 2021-22 Season

DOB 8/22/94 **BIRTHPLACE** Jyvaskyla, Finland

3

| | | |
|---------------|-----------|-----------|
| SHOOTS | HT | WT |
| Left | 6-2 | 206 |

ACQUIRED
Drafted by Penguins in the 1st round (22nd overall) of the 2012 NHL Draft.



1st

Scored his 1st NHL goal against Roberto Luongo of the Vancouver Canucks on Oct. 19, 2013 at PPG Paints Arena.

BRONZE MEDALIST

Helped his native Finland win a bronze medal at the 2014 Winter Olympic Games in Sochi, Russia, tying for 2nd on his team with 3 goals in 6 games.

TUMOR

Was diagnosed with a cancerous tumor on his neck during the 2014 preseason that required surgical removal. Had surgery on Nov. 4. The malignant tumor was located in his thyroid gland.

+27

Ranked 1st among Pens defensemen and 3rd among all NHL blueliners with a career-high plus-27 in 2015-16.

6

Year contract extension signed on Feb. 26, 2016.

MILESTONES

Set 2 career milestones during 2014-15 season. Recorded a career-high 3 assists/points in season-opener against Anaheim on Oct. 9, his 1st game action since previous playoffs due to extended summer-long rehab following offseason shoulder surgery.

300 Career games played in the NHL. Hit the mark on April 1, 2018 against Washington.

31:57

Career-high playoff minutes played in Game 7 of the 2017 Eastern Conference Final against Ottawa.

19

Age when he made his NHL debut with the Pens. Played in his 1st career game Oct. 3, 2013 against the New Jersey Devils.

29

Points (9G-20A) during the 2013-14 season, ranking 3rd among NHL rookie blueliners. His point total is 4th-most among rookie defenders in franchise history, while his 9 goals rank 2nd behind only Zarley Zalapski (12, 1988-89).

7

Became 7th D-man in team history to win team's Rookie of the Year award in 2013-14, joining Dave Burrows, Jim Johnson, Zarley Zalapski, Jim Paek, Kris Letang and Simon Despres.

SWEET 16

In 2011, he became the first 16-year-old since 1998 to suit up for Finland at the World Junior Championship. Played in 3 straight WJCs for Finland from 2011-13, and was an alternate captain in '13.

CAREER HIGHS

2 GOALS IN A GAME
LAST: (2 times), 03.01.18 at BOS

3 ASSISTS IN A GAME
LAST: (1 time), 10.09.14 vs. ANA

3 POINTS IN A GAME
LAST: (1 time), 10.09.14 vs. ANA (3A)

SHOTS ON GOAL

6

LAST: (3 times), 04.05.18 at CBJ

PENALTY MINUTES

4

LAST: (3 times), 03.01.18 at BOS



CAREER STATISTICS

| YEAR | TEAM | LEAGUE | REGULAR SEASON | | | | | | | | | | PLAYOFFS | | | | | |
|-----------------------|-------------------|------------|----------------|-----------|-----------|-----------|-----------|-----------|----------|----------|----------|------------|-----------|----------|-----------|-----------|-----------|----|
| | | | GP | G | A | PTS | PIM | +/- | PP | SH | GW | S | GP | G | A | PTS | PIM | |
| 2010-11 | JYP 2 | FIN-2 | 23 | 1 | 5 | 6 | 6 | 14 | -- | -- | -- | -- | -- | -- | -- | -- | -- | -- |
| | JYP JR. | FIN-JR. | 19 | 2 | 6 | 8 | 8 | 3 | -- | -- | -- | -- | 12 | 1 | 4 | 5 | 6 | |
| | Finland | WJ-18 | 6 | 1 | 3 | 4 | 0 | 4 | -- | -- | -- | -- | -- | -- | -- | -- | -- | |
| | Finland | WJC | 6 | 0 | 0 | 0 | 0 | 0 | -- | -- | -- | -- | -- | -- | -- | -- | -- | |
| 2011-12 | London | OHL | 58 | 5 | 27 | 32 | 25 | 25 | 1 | 0 | 1 | -- | 19 | 6 | 17 | 23 | 2 | |
| | London | M-Cup | 4 | 0 | 0 | 0 | 0 | 0 | -- | -- | -- | -- | -- | -- | -- | -- | -- | |
| | Finland | WJC | 1 | 0 | 0 | 0 | 0 | -2 | 0 | 0 | 0 | -- | -- | -- | -- | -- | -- | |
| 2012-13 | London | OHL | 57 | 8 | 30 | 38 | 30 | 9 | 3 | 1 | 0 | -- | 21 | 4 | 10 | 14 | 8 | |
| | London | M-Cup | 5 | 0 | 2 | 2 | 0 | -- | -- | -- | -- | -- | -- | -- | -- | -- | -- | |
| | Finland | WJC | 5 | 1 | 2 | 3 | 2 | 0 | 0 | 0 | 0 | 8 | -- | -- | -- | -- | -- | |
| | Wilkes-Barre | AHL | -- | -- | -- | -- | -- | -- | -- | -- | -- | -- | 3 | 0 | 0 | 0 | 0 | |
| 2013-14 | PITTSBURGH | NHL | 78 | 9 | 20 | 29 | 14 | 8 | 3 | 1 | 1 | 119 | 13 | 0 | 4 | 4 | 0 | |
| | Finland | Olympics | 6 | 3 | 2 | 5 | 0 | 1 | 1 | 0 | 0 | 13 | -- | -- | -- | -- | -- | |
| 2014-15 | PITTSBURGH | NHL | 20 | 1 | 8 | 9 | 10 | 1 | 0 | 0 | 0 | 27 | -- | -- | -- | -- | -- | |
| 2015-16 | PITTSBURGH | NHL | 67 | 6 | 13 | 19 | 22 | 27 | 0 | 0 | 2 | 95 | 18 | 0 | 7 | 7 | 4 | |
| 2016-17 | PITTSBURGH | NHL | 55 | 1 | 6 | 7 | 12 | 17 | 0 | 0 | 0 | 66 | 25 | 2 | 6 | 8 | 12 | |
| | Finland | WCH | 3 | 0 | 0 | 0 | -1 | 0 | 0 | 0 | 0 | 4 | -- | -- | -- | -- | -- | |
| 2017-18 | PITTSBURGH | NHL | 82 | 7 | 22 | 29 | 28 | -1 | 0 | 0 | 3 | 164 | 12 | 0 | 2 | 2 | 4 | |
| PIT/NHL TOTALS | | | 302 | 24 | 69 | 93 | 86 | 52 | 3 | 1 | 6 | 471 | 68 | 2 | 19 | 21 | 20 | |

RARE FEAT

Became just the 2nd defenseman in franchise history (George Konik, Jan. 31, 1968) to score on a penalty shot (shorthanded) when he converted against the Minnesota Wild's Niklas Backstrom on Dec. 19, 2013. Maatta's goal was part of a 2-point (1G-1A) night and it came with his mother in attendance.

PLAYOFF LAMP

Scored 1st career NHL playoff goal in critical Game 4 victory at Ottawa in Eastern Conference Final in 2017. Followed that with another goal (game-winner) in a Game 5 win for Pittsburgh.

+23

Career playoff mark in 68 contests for Pittsburgh, ranking 3rd overall in team history and No. 1 amongst all defensemen. The 68 playoff games played ranks 4th all-time among team blueliners.

2

GOAL STREAK

LAST: 12.05.15-12.06.15 (2)



6

ASSIST STREAK

LAST: 10.07.17-10.20.17 (6)



6

POINT STREAK

LAST: 10.07.17-10.20.17 (1G-6A)



EVGENI MALKIN

C

PRONOUNCED MAHL-kih-n, ehv-GEH-nee

SIGNED Through 2021-22 Season

DOB 7/31/86

BIRTHPLACE Magnitogorsk, Russia

71

| | | |
|---------------|-----------|-----------|
| SHOOTS | HT | WT |
| Left | 6-3 | 195 |

ACQUIRED

Drafted by Penguins in the 1st round (2nd overall) of the 2004 NHL Draft.



“THE GENO”

Perhaps his finest NHL moment came in Game 2 of the 2009 Eastern Conference Final against the Carolina Hurricanes when he recorded his 1st career playoff hat trick and added an assist. His hat trick marker came on a faceoff play dubbed “The Geno” in which he won the draw forward in the offensive zone, carried the puck behind the net and scored on a spinning, backhand shot.

FIRST

Has been named NHL First-Team All-Star 3 times during his career - in 2007-08, '08-09 and '11-12.

900th

Career NHL point recorded on Feb. 17, 2018 vs. Toronto, becoming the 4th Pens player in team history to accomplish the feat (Mario Lemieux, Jaromir Jagr, Sidney Crosby).

165

Only Mario Lemieux (172 points) and current teammate Sidney Crosby (185) have amassed more playoff points in franchise history than Malkin's 165 (62G-103A).

2009

STANLEY CUP CHAMP

Helped lead the Penguins to the franchise's 3rd Stanley Cup in 2009. Was awarded the Conn Smythe Trophy as playoff MVP after posting a league-leading 36 points (14G-22A). Was the 4th-youngest Conn Smythe winner at 22 years, 10 months.

2

Times he's led the NHL in scoring during the Stanley Cup playoffs (36 points in 2009; 28 in 2017).

3

Stanley Cups in his career, tied for most-ever by a Russian-born player (Igor Larionov, Sergei Fedorov, Sergei Brylin). Has won 2 NHL scoring titles (Art Ross), 1 NHL MVP (Hart), 1 Ted Lindsay and NHL Rookie of the Year (Calder).

FATHER FIGURE

Lived with fellow Russian Sergei Gonchar and his family during his first 2 years in the NHL. When Malkin won the Hart Trophy in 2012, he dedicated the award to Gonchar.

ELITE COMPANY

In 2009, he won both the regular-season and playoff scoring titles, allowing him to join Mario Lemieux, Wayne Gretzky, Guy Lafleur and Phil Esposito as the only NHL players to do so since the 1967 NHL Expansion.

1ST GAME, 1ST GOAL

Beat future Hall of Fame goaltender Martin Brodeur for 1st NHL goal in his 1st game on Oct. 18, 2006 against New Jersey at Mellon Arena. Malkin went on to tally in his first 6 NHL games (7 goals total), becoming the first player in 89 years to accomplish that feat.

CAREER HIGHS

3

GOALS IN A GAME

LAST: (12 times), 01.30.18 vs. SJS



5

ASSISTS IN A GAME

LAST: (1 time), 01.20.07 vs. TOR



5

POINTS IN A GAME

LAST: (7 times), 03.20.12 vs. WPG (2G-3A)



SHOTS ON GOAL

12

LAST: (3 times), 11.12.11 at CAR

PENALTY MINUTES

16

LAST: (1 time), 12.02.14 vs. NJD

CAREER STATISTICS

| YEAR | TEAM | LEAGUE | REGULAR SEASON | | | | | | | | | | PLAYOFFS | | | | |
|-----------------------|-------------------|------------|----------------|------------|------------|-------------|------------|-----------|------------|----------|-----------|-------------|------------|-----------|------------|------------|------------|
| | | | GP | G | A | PTS | PIM | +/- | PP | SH | GW | S | GP | G | A | PTS | PIM |
| 2002-03 | Russia | WJ-18 | 6 | 5 | 4 | 9 | 2 | 11 | 0 | 0 | 1 | 18 | -- | -- | -- | -- | -- |
| 2003-04 | Magnitogorsk | RUS | 34 | 3 | 9 | 12 | 12 | 11 | -- | -- | -- | -- | -- | -- | -- | -- | |
| | Russia | WJC | 6 | 1 | 4 | 5 | 0 | 2 | 0 | 0 | 1 | 9 | -- | -- | -- | -- | |
| | Russia | WJ-18 | 6 | 4 | 4 | 8 | 31 | 4 | 1 | 0 | 0 | 4 | -- | -- | -- | -- | |
| 2004-05 | Magnitogorsk | RUS | 52 | 12 | 20 | 32 | 24 | 21 | -- | -- | -- | -- | 5 | 0 | 4 | 4 | 0 |
| | Russia | WC | 9 | 0 | 4 | 4 | 8 | 6 | 0 | 0 | 0 | 14 | -- | -- | -- | -- | |
| | Russia | WJC | 6 | 3 | 7 | 10 | 16 | 0 | 1 | 0 | 0 | 22 | -- | -- | -- | -- | |
| 2005-06 | Magnitogorsk | RUS | 46 | 21 | 26 | 47 | 46 | 28 | -- | -- | -- | -- | 11 | 5 | 10 | 15 | 41 |
| | Russia | Olympics | 7 | 2 | 4 | 6 | 31 | 5 | 0 | 1 | 0 | 17 | -- | -- | -- | -- | |
| | Russia | WC | 7 | 3 | 6 | 9 | 6 | 7 | 0 | 1 | 0 | 20 | -- | -- | -- | -- | |
| | Russia | WJC | 6 | 4 | 6 | 10 | 12 | 5 | 3 | 0 | 1 | 26 | -- | -- | -- | -- | |
| 2006-07 | PITTSBURGH | NHL | 78 | 33 | 52 | 85 | 80 | 2 | 16 | 0 | 6 | 242 | 5 | 0 | 4 | 4 | 8 |
| | Russia | WC | 9 | 5 | 5 | 10 | 6 | 5 | 2 | 0 | 0 | 33 | -- | -- | -- | -- | |
| 2007-08 | PITTSBURGH | NHL | 82 | 47 | 59 | 106 | 78 | 16 | 17 | 0 | 5 | 272 | 20 | 10 | 12 | 22 | 24 |
| 2008-09 | PITTSBURGH | NHL | 82 | 35 | 78* | 113* | 80 | 17 | 14 | 2 | 4 | 290 | 24 | 14 | 22* | 36* | 51 |
| 2009-10 | PITTSBURGH | NHL | 67 | 28 | 49 | 77 | 100 | -6 | 13 | 2 | 7 | 268 | 13 | 5 | 6 | 11 | 6 |
| | Russia | Olympics | 4 | 3 | 3 | 6 | 0 | 0 | 2 | 0 | 1 | 17 | -- | -- | -- | -- | |
| | Russia | WC | 5 | 5 | 2 | 7 | 10 | 6 | -- | -- | -- | -- | -- | -- | -- | -- | |
| 2010-11 | PITTSBURGH | NHL | 43 | 15 | 22 | 37 | 18 | -4 | 5 | 0 | 3 | 182 | -- | -- | -- | -- | |
| 2011-12 | PITTSBURGH | NHL | 75 | 50 | 59 | 109* | 70 | 18 | 12 | 0 | 9 | 339* | 6 | 3 | 5 | 8 | 6 |
| | Russia | WC | 10 | 11 | 8 | 19 | 4 | 16 | 5 | 0 | 2 | 47 | -- | -- | -- | -- | |
| 2012-13 | PITTSBURGH | NHL | 31 | 9 | 24 | 33 | 36 | 5 | 4 | 0 | 3 | 99 | 15 | 4 | 12 | 16 | 26 |
| | Magnitogorsk | KHL | 37 | 23 | 42 | 65 | 58 | 23 | -- | -- | -- | -- | -- | -- | -- | -- | |
| 2013-14 | PITTSBURGH | NHL | 60 | 23 | 49 | 72 | 62 | 10 | 7 | 0 | 3 | 191 | 13 | 6 | 8 | 14 | 8 |
| | Russia | Olympics | 5 | 1 | 2 | 3 | 2 | 2 | 0 | 0 | 0 | 20 | -- | -- | -- | -- | |
| | Russia | WC | 4 | 2 | 1 | 3 | 2 | 0 | 2 | 0 | 1 | 9 | -- | -- | -- | -- | |
| 2014-15 | PITTSBURGH | NHL | 69 | 28 | 42 | 70 | 60 | -2 | 9 | 0 | 4 | 212 | 5 | 0 | 0 | 0 | 0 |
| | Russia | WC | 9 | 5 | 5 | 10 | 8 | 8 | 1 | 0 | 1 | 17 | -- | -- | -- | -- | |
| 2015-16 | PITTSBURGH | NHL | 57 | 27 | 31 | 58 | 65 | 1 | 11 | 0 | 6 | 162 | 23 | 6 | 12 | 18 | 18 |
| 2016-17 | PITTSBURGH | NHL | 62 | 33 | 39 | 72 | 77 | 18 | 11 | 0 | 6 | 191 | 25 | 10 | 18 | 28* | 53* |
| | Russia | WCH | 4 | 1 | 2 | 3 | 2 | 4 | 0 | 0 | 0 | 6 | -- | -- | -- | -- | |
| 2017-18 | PITTSBURGH | NHL | 78 | 42 | 56 | 98 | 87 | 16 | 14 | 0 | 7 | 239 | 9 | 4 | 4 | 8 | 16 |
| PIT/NHL TOTALS | | | 784 | 370 | 560 | 930 | 813 | 91 | 133 | 4 | 63 | 2687 | 158 | 62 | 103 | 165 | 216 |

*NHL LEADER

HAT TRICKS



x12

LAST: 01.30.18 vs. SJS [3G]

6

GOAL STREAK

LAST: 01.13.12-01.22.12 [9]



13

ASSIST STREAK

LAST: 10.16.08-11.15.08 [21]



15

POINT STREAK

LAST: 01.16.10-03.04.10 [9G-15A]



19

Points recorded at the 2012 World Championship, establishing a Team Russia WC scoring record. He finished with 11 goals and 8 assists, earning tournament MVP and Top Forward honors with Russia taking home the gold medal.

HOMETOWN HERO

Before joining the Penguins, suited up for his hometown team, Magnitogorsk Metallurg, in the Russian Super League/Kontinental Hockey League from 2003-06. He also played for Magnitogorsk during the work stoppage in 2012, finishing 3rd in the KHL scoring race with 65 points (23G-42A) despite playing just 37 games.

THREE-TIME OLYMPIAN

Has represented his native Russia in 3 Winter Olympic Games: 2006, '10 and '14. The '14 Games were held in Sochi, Russia.

254

Consecutive games played beginning with his NHL debut on Oct. 18, 2006 and running until he missed a game vs. Columbus on Oct. 30, 2009. His streak is the 5th-longest in team history.

11

Began 2014-15 season with an 11-game scoring streak totaling 16 points (5G-11A).

3

Helped the Penguins eliminate the Columbus Blue Jackets in the 2014 First Round by notching his 2nd career postseason hat trick in Game 6 at Nationwide Arena. Malkin, Sidney Crosby, Jake Guentzel and Mario Lemieux are the only skaters in team history with multiple playoff hat tricks.

DID YOU KNOW?

Evgeni is a huge sports fan. In addition to being an avid soccer and billiards player, he enjoys watching tennis, NBA basketball and the Pittsburgh Steelers. He's been spotted at Steelers games wearing Troy Polamalu's No. 43 jersey.

13

His 13-game assist streak (21 total) from Oct. 16-Nov. 15, 2008 is the 3rd-longest in team history.

SOCIAL MEDIA MOGUL

Is one of the biggest sports stars on social media, thanks to a Twitter account that boasts over 1.6 million followers and an Instagram account with over 600,000 followers as of September, 2018. Some of Malkin's most-popular Instagram photos are him catching large fish, swimming with whale sharks, candid shots of him alongside Sidney Crosby and with his family.

512

Number of points Malkin has registered since the beginning of the 2011-12 season, 4th-most in the NHL during that span. Malkin has 212 goals and 300 assists during the past 7 seasons.

CELEB STATUS

Evgeni isn't the only member of the Malkin family who owns celebrity status in Pittsburgh. His parents, Vladimir and Natalia, are scoreboard sensations at PPG Paints Arena and fan favorites whenever they come to visit Evgeni during the season.

LET'S GO STREAKING

Has run off 15-game point streaks twice in his career, most recently from Jan. 16 to March 4, 2010 (9G-14A) for 23 points. He also had a 15-game streak between Oct. 23 and Nov. 22, 2007 (7G-15A) for 22 points.

SPLIT MILESTONE

Recorded his 200th NHL point when he collected an assist on Sidney Crosby's 100th NHL goal on Oct. 18, 2008 against Toronto at Mellon Arena. The milestone puck was later split in half for both players to share.

INTERNATIONAL PLAY

Played for Russia in 7 World Championships, 3 World Junior Championships and 2 World Under-18 Championships. He won gold medals with Russia at the '12 and '14 World Championships. He was the MVP and Top Forward at the '06 WJC and was named to the World Championship All-Tournament Team in '07, '10 and '12. Played for Russia at the 2016 World Cup of Hockey.

NHL FIRST STAR

Led NHL in November 2013 with 21 assists and 25 points. His 21 assists were the most for a player in a single month since Wayne Gretzky (21, January 1996). Also named January, 2018 First Star after posting league-best 12 goals and 19 points in 12 games.



MAILKIN

EVGENI



NHL ALL-STAR


- 2008
- 2009
- 2012
- 2018

4 Time Team MVP

DRAFTED NO. **2** OVERALL IN 2004

50 GOAL SEASON

2012



MATT MURRAY

G

PRONOUNCED MUHR-ee, MAT

SIGNED Through 2019-20 Season

DOB 5/25/94

BIRTHPLACE Thunder Bay, ON

30

| | | |
|--------------|-----------|-----------|
| CATCH | HT | WT |
| Left | 6-4 | 178 |

ACQUIRED
Drafted by Penguins in the 3rd round (83rd overall) of the 2012 NHL Draft.



15

Playoff wins in 2016. Tied for most ever in NHL history for a rookie goaltender, joining Patrick Roy, Cam Ward and Ron Hextall.

32

Wins posted during rookie campaign in 2016-17, a new franchise record

for wins by a rookie goaltender [24, Gary Inness, 1974-75]. Won team's Rookie of the Year and Named to NHL All-Rookie Team.

4th

Rookie goaltender in NHL history to lead his team to the Stanley Cup title, joining Ken Dryden, Patrick Roy and Cam Ward. Is only 2nd rookie goalie in NHL history to start in multiple Stanley Cup Finals [2016, '17; Jacques Plante, 3, 1953-55].

PRIME TIME

Made NHL postseason debut in 2016 First Round vs. NY Rangers. Led Pens to 3 straight wins and series victory. Hit several milestones in the run, including 1st career playoff game, win and shutout. Became 1st Pens rookie goalie to post a playoff shutout and youngest goaltender in team history to start a playoff game (21 years, 330 days) in Game 3 at Madison Square Garden.

2nd

Rookie in past 20 years to win AHL Goaltender of Year in 2015.

12

Shutouts in 2014-15, most ever by a rookie AHL netminder.

25

Career playoff wins in first 36 games played. That's the fastest (games played) to 25 wins by a goaltender in NHL history, besting Grant Fuhr, Patrick Roy, Gerry Cheevers, Terry Sawchuk and Bill Durnan (37). All 5 of those goalies are in the Hall of Fame.

WORLDWIDE

Played for Team North America in the 2016 World Cup of Hockey. The team was comprised of the best American and Canadian players under the age of 23.

CAREER HIGHS

SHOTS FACED

46

LAST: [1 time] 10.14.17 vs. FLA

SAVES

44

LAST: 01.22.17 vs. BOS

SHUTOUTS

6

LAST: 10.07.17 at NSH [26]



CAREER STATISTICS

| YEAR | TEAM | LEAGUE | REGULAR SEASON | | | | | | | | PLAYOFFS | | | | | | | |
|-----------------------|-------------------|------------|----------------|-----------|-----------|----------|-------------|------------|----------|-------------|-------------|-----------|--------------|-------------|-----------|-----------|--------------|--------------|
| | | | GP | W | L | OTL | MIN | GA | SO | GAA | SV% | GP | W-L | MIN | GA | SO | GAA | SV% |
| 2010-11 | Sault Ste Marie | OHL | 28 | 8 | 11 | 3 | 1377 | 87 | 1 | 3.79 | .887 | -- | -- | -- | -- | -- | -- | -- |
| 2011-12 | Sault Ste Marie | OHL | 36 | 13 | 19 | 1 | 1912 | 130 | 0 | 4.08 | .876 | -- | -- | -- | -- | -- | -- | -- |
| | Canada | WJ-18 | 7 | 4 | 3 | 0 | 420 | 19 | 0 | 2.72 | .910 | -- | -- | -- | -- | -- | -- | -- |
| 2012-13 | Sault Ste Marie | OHL | 53 | 26 | 19 | 4 | 2910 | 178 | 1 | 3.67 | .894 | 6 | 2-4 | 381 | 17 | 1 | 2.67 | .910 |
| 2013-14 | Sault Ste Marie | OHL | 49 | 32 | 11 | 6 | 2984 | 128 | 6 | 2.57 | .921 | 9 | 4-5 | 547 | 24 | 1 | 2.63 | .915 |
| | Wilkes-Barre | AHL | 1 | 0 | 1 | 0 | 60 | 2 | 0 | 2.00 | .920 | 1 | 0-0 | 20 | 0 | 0 | .00 | 1.00 |
| 2014-15 | Wilkes-Barre | AHL | 40 | 25 | 10 | 3 | 2321 | 61 | 12+ | 1.58+ | .941 | 8 | 4-4 | 456 | 18 | 1 | 2.37 | .923 |
| 2015-16 | PITTSBURGH | NHL | 13 | 9 | 2 | 1 | 749 | 25 | 1 | 2.00 | .930 | 21 | 15*-6 | 1267 | 44 | 1 | 2.08 | .923 |
| | Wilkes-Barre | AHL | 31 | 20 | 9 | 1 | 1827 | 64 | 4 | 2.10 | .931 | -- | -- | -- | -- | -- | -- | -- |
| 2016-17 | PITTSBURGH | NHL | 49 | 32 | 10 | 4 | 2766 | 111 | 4 | 2.41 | .923 | 11 | 7-3 | 669 | 19 | 3* | 1.70* | .937* |
| | N. America | WCH | 2 | 1 | 1 | 0 | 95 | 5 | 0 | 3.16 | .886 | -- | -- | -- | -- | -- | -- | -- |
| 2017-18 | PITTSBURGH | NHL | 49 | 27 | 16 | 3 | 2733 | 133 | 1 | 2.92 | .907 | 12 | 6-6 | 716 | 29 | 2 | 2.43 | .908 |
| PIT/NHL TOTALS | | | 111 | 68 | 28 | 8 | 6248 | 269 | 6 | 2.58 | .917 | 44 | 28-15 | 2652 | 92 | 6 | 2.08 | .923 |

*NHL LEADER +AHL LEADER

NEXT LEVEL

Became 1st rookie goaltender to earn playoff series win against the Presidents' Trophy-winning team (Washington Capitals, Second Round, 2016) since Calgary's Mike Vernon against Edmonton in 1986. Also became 3rd goalie in NHL expansion era to reach double digits in postseason wins before regular-season wins (Ken Dryden, 1971; Vernon, 1986).

1

of 9 goaltenders in NHL history to record 3 consecutive shutouts in the playoffs. Posted shutouts in Games 5 and 6 of the 2017 Stanley Cup Final against Nashville and Game 1 of 2018 First Round vs. Philadelphia. Notched club record 225:49-minute shutout sequence, 4th longest by an NHL netminder since 1991 (Ilya Bryzgalov, Patrick Roy, Curtis Joseph).

304:11

AHL-record shutout sequence set from Feb. 8 to March 8, 2015 - a calendar month - the longest streak in the AHL's 82-year history. Twice named an American Hockey League All-Star. He was a Second-Team All-Star in 2015-16 despite playing only half the season with WBS. He was a First Team All-Star in 2014-15.

SHINE BRIGHT

Named First-Team AHL All-Star and won Harry "Hap" Holmes Memorial Award (with Jeff Zatkoff) for team that boasted the fewest GAA in the AHL in 2014-15.

33

Wins in 1st career 50 NHL appearances, the 2nd-most in the NHL since 1967. Also notched 30 wins in 1st 44 games to become the 4th-fastest ever to reach 30 (games played include 2015-16 and '16-17 seasons).

RECORD YEAR

Made his pro debut with Wilkes-Barre/Scranton of the American Hockey League in 2014-15, and he rewrote nearly every record book along the way. Was named AHL Goaltender of the Year and Rookie of the Year after leading the league in shutouts (12), save percentage (.941) and goals-against average (1.58), and setting a new league record for consecutive shutout streak (304:11 minutes).

WIN STREAK

7

10.07.17-10.26.17

SHUTOUT STREAK

112:05

03.29.16 - 04.03.16

JAMIE OLEKSIAK

D

PRONOUNCED oh-LEHK-see-ak, JAY-mih

SIGNED Through 2020-21 Season

DOB 12/21/92 **BIRTHPLACE** Toronto, ON



| | | |
|-----------------------|------------------|------------------|
| SHOOTS Left | HT 6-7 | WT 255 |
|-----------------------|------------------|------------------|

ACQUIRED
From Dallas for a conditional 2019 4th-round pick on Dec. 19, 2017.



BURGH

Made Penguins' debut on Dec. 21, 2017 (day of his 25th birthday) against Columbus. Posted 1st goal/point with Pittsburgh at Philadelphia on Jan. 2, 2018. Also made his NHL postseason debut in First Round vs. Philadelphia in 2018. Notched 1st career playoff goal in Game 5 at Washington (Second Round).

LONE★STAR

Appeared in 171 career games for Texas of the American Hockey League. Totaled 15 goals and 74 points. Won the Calder Cup in 2014 while being named an AHL All-Star in 2013.

BRONZE BOY

Won a bronze medal with Team Canada at the 2012 World Junior Championship.

PATRIOT

Won the Calder Cup in 2014 with Texas of the American Hockey League.

OLYMPIC BLOOD

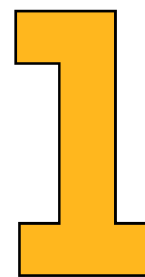
Sister, Penny Oleksiak, is a Canadian Olympic swimmer. In the 2016 Summer Olympic Games in Rio de Janeiro, Brazil, Penny became the first Canadian to win 4 medals in the same Games and the country's youngest (16 years old) Olympic champion. She won gold (100m freestyle), silver (100m butterfly) and 2 bronzes in freestyle relays (4x1000m and 4x200m).

1st

Round pick of the Dallas Stars in the 2011 NHL Draft. Was selected 14th overall. Appeared in 140 games in Dallas over parts of 6 seasons.

GORDIE

Recorded 1st career "Gordie Howe hat trick" with 1 goal, 1 assist and 1 fight on Dec. 5, 2017 against Nashville.



of 3 players in Penguins history to stand at 6-foot-7 or taller, joining Steve McKenna (6-foot-8) and Hal Gill (6-foot-7).

STAR STATUS

Named to the 2013 American Hockey League All-Star Game.

CAREER HIGHS

2 GOALS IN A GAME
LAST: (1 time), 11.28.16 at STL

3 ASSISTS IN A GAME
LAST: (1 time), 01.03.15 vs. MIN

3 POINTS IN A GAME
LAST: (1 time), 01.03.15 vs. MIN (3A)

SHOTS ON GOAL

5

LAST: (2 times), 02.23.18 at CAR

PENALTY MINUTES

17

LAST: (1 time), 01.14.18 vs. NYR

CAREER STATISTICS

| YEAR | TEAM | LEAGUE | REGULAR SEASON | | | | | | | | | | PLAYOFFS | | | | |
|--------------------------|--------------|--------|----------------|-----------|-----------|-----------|------------|------------|----------|----------|----------|------------|-----------|----------|----------|----------|----------|
| | | | GP | G | A | PTS | PIM | +/- | PP | SH | GW | S | GP | G | A | PTS | PIM |
| 2008-09 | Chicago | USHL | 29 | 0 | 4 | 4 | 47 | -6 | 0 | 0 | 0 | 19 | -- | -- | -- | -- | -- |
| 2009-10 | Chicago | USHL | 29 | 0 | 10 | 10 | 38 | 1 | 0 | 0 | 0 | 33 | 3 | 0 | 1 | 1 | 2 |
| | Sioux Falls | USHL | 24 | 2 | 2 | 4 | 32 | 2 | 0 | 0 | 1 | 14 | -- | -- | -- | -- | -- |
| 2010-11 | Northeastern | HE | 38 | 4 | 9 | 13 | 57 | 13 | 1 | 0 | 1 | 52 | -- | -- | -- | -- | -- |
| 2011-12 | Saginaw | OHL | 31 | 6 | 5 | 11 | 24 | 4 | 1 | 1 | 1 | -- | -- | -- | -- | -- | |
| | Niagara | OHL | 28 | 6 | 15 | 21 | 23 | 27 | 2 | 0 | 0 | -- | 20 | 0 | 4 | 4 | 6 |
| | Canada | WJC | 6 | 0 | 0 | 0 | 2 | 4 | 0 | 0 | 0 | -- | -- | -- | -- | -- | |
| 2012-13 | Dallas | NHL | 16 | 0 | 2 | 2 | 14 | -5 | 0 | 0 | 0 | 11 | -- | -- | -- | -- | -- |
| | Texas | AHL | 59 | 6 | 27 | 33 | 29 | 19 | 2 | 0 | 2 | 104 | 9 | 0 | 1 | 1 | 6 |
| 2013-14 | Dallas | NHL | 7 | 0 | 0 | 0 | 2 | -3 | 0 | 0 | 0 | 5 | -- | -- | -- | -- | -- |
| | Texas | AHL | 69 | 5 | 18 | 23 | 31 | 8 | 0 | 0 | 0 | 115 | 21 | 0 | 5 | 5 | 8 |
| 2014-15 | Dallas | NHL | 36 | 1 | 7 | 8 | 8 | 0 | 0 | 0 | 0 | 36 | -- | -- | -- | -- | -- |
| | Texas | AHL | 35 | 4 | 12 | 16 | 12 | 26 | 1 | 0 | 1 | 52 | 3 | 0 | 0 | 0 | 0 |
| 2015-16 | Dallas | NHL | 19 | 0 | 2 | 2 | 21 | -5 | 0 | 0 | 0 | 13 | -- | -- | -- | -- | -- |
| | Texas | AHL | 8 | 0 | 2 | 2 | 2 | 4 | 0 | 0 | 0 | 7 | -- | -- | -- | -- | -- |
| 2016-17 | Dallas | NHL | 41 | 5 | 2 | 7 | 37 | -4 | 0 | 0 | 1 | 33 | -- | -- | -- | -- | -- |
| 2017-18 | Dallas | NHL | 21 | 1 | 2 | 3 | 18 | -6 | 0 | 0 | 0 | 17 | -- | -- | -- | -- | -- |
| | PITTSBURGH | NHL | 47 | 4 | 10 | 14 | 69 | 13 | 1 | 0 | 1 | 64 | 12 | 1 | 0 | 1 | 7 |
| NHL TOTALS | | | 187 | 11 | 25 | 36 | 169 | -10 | 1 | 0 | 2 | 179 | 12 | 1 | 0 | 1 | 7 |
| PITTSBURGH TOTALS | | | 47 | 4 | 10 | 14 | 69 | 13 | 1 | 0 | 1 | 64 | 12 | 1 | 0 | 1 | 7 |

0 GOAL STREAK
LAST: N/A

0 ASSIST STREAK
LAST: N/A

2 POINT STREAK
LAST: 11.21.16-11.23.16 (1G-1A)



JUUSO RIIKOLA

D

PRONOUNCED REH-kohl-uh, YOO-seh

SIGNED Through 2018-19 Season

DOB 11/9/93

BIRTHPLACE Joensuu, Finland

50

| | | |
|---------------|-----------|-----------|
| SHOOTS | HT | WT |
| Left | 6-0 | 190 |

ACQUIRED
Signed as a free agent on
May 18, 2018.

FIN

Represented native country of Finland at the 2013 World Junior Championship and 2018 World Championship.

FINAL

Helped KalPa advance to Finland's championship series in 2017 after notching 7 points (1G-6A) and a plus-7 in 18 postseason contests.

LEADER

Served as alternate captain for KalPa for 3 consecutive

KALPA

Played parts of 6 seasons in Finland's SM-liiga with KalPa from 2012-18. Totaled 26 goals, 63 assists and 89 points in 283 career regular-season games.

50

Plus games played in each of the last 3 seasons and 4 of the past 5, including back-to-back 59 contests in 2016-17 and '17-18.

19

Years old when he made his pro debut with Finland's KalPa of the SM-liiga in 2012.

CONNECT

Was a teammate of current Penguin Olli Maatta with Team Finland at the 2013 World Junior Championship. Older brother, Simo-Pekka, is an 8-year veteran of SM-liiga with KalPa, SaiPa and Lukko.



CAREER HIGHS

0 GOALS IN A GAME
LAST: N/A

0 GOALS IN A GAME
LAST: N/A

0 GOALS IN A GAME
LAST: N/A

SHOTS ON GOAL

0

LAST: N/A

PENALTY MINUTES

0

LAST: N/A

CAREER STATISTICS

| YEAR | TEAM | LEAGUE | REGULAR SEASON | | | | | | | | | | PLAYOFFS | | | | | |
|--------------------------|--------------|----------|----------------|----|----|-----|-----|-----|----|----|----|----|----------|----|----|-----|-----|----|
| | | | GP | G | A | PTS | PIM | +/- | PP | SH | GW | S | GP | G | A | PTS | PIM | |
| 2012-13 | KalPa Kuopio | SM-liiga | 20 | 0 | 6 | 6 | 6 | 3 | -- | -- | -- | -- | -- | -- | -- | -- | -- | -- |
| | Finland | WJC | 6 | 0 | 1 | 1 | 4 | 0 | -- | -- | -- | -- | -- | -- | -- | -- | -- | -- |
| 2013-14 | KalPa Kuopio | SM-liiga | 54 | 1 | 4 | 5 | 28 | -12 | -- | -- | -- | -- | -- | -- | -- | -- | -- | -- |
| 2014-15 | KalPa Kuopio | SM-liiga | 40 | 6 | 8 | 14 | 24 | 1 | -- | -- | -- | -- | 4 | 1 | 0 | 1 | 25 | |
| 2015-16 | KalPa Kuopio | SM-liiga | 51 | 5 | 10 | 15 | 24 | 1 | -- | -- | -- | -- | 3 | 0 | 1 | 1 | 2 | |
| 2016-17 | KalPa Kuopio | SM-liiga | 59 | 6 | 19 | 25 | 28 | 0 | -- | -- | -- | -- | 18 | 1 | 6 | 7 | 4 | |
| 2017-18 | KalPa Kuopio | SM-liiga | 59 | 8 | 16 | 24 | 14 | -9 | -- | -- | -- | -- | 6 | 0 | 1 | 1 | 4 | |
| | Finland | WC | 8 | 0 | 2 | 2 | 4 | 4 | -- | -- | -- | -- | -- | -- | -- | -- | -- | |
| NHL TOTALS | | | -- | -- | -- | -- | -- | -- | -- | -- | -- | -- | -- | -- | -- | -- | -- | |
| PITTSBURGH TOTALS | | | -- | -- | -- | -- | -- | -- | -- | -- | -- | -- | -- | -- | -- | -- | -- | |

0 GOAL STREAK
LAST: N/A

0 ASSIST STREAK
LAST: N/A

0 POINT STREAK
LAST: N/A

CHAD RUHWEDEL

D

PRONOUNCED ROO-WEE-dehl, CHAD

SIGNED Through 2018-19 Season

DOB 5/7/90

BIRTHPLACE San Diego, CA



| SHOOTS | HT | WT |
|--------|------|-----|
| Right | 5-11 | 191 |

ACQUIRED

Signed as an unrestricted free agent on July 1, 2016.



PLAYOFF

Made his NHL postseason debut as a Penguin in 2017 in Game 6 of the Second Round against Washington. Appeared in career-high 12 postseason contests in 2018.

LEAP

Made the jump to Pittsburgh in December, 2016 and following January recall remained for the rest of the regular season. Scored his 1st career goal Dec. 23 vs. New Jersey, and posted a career-high 3 assists March 8 at Winnipeg.

RIVER HAWK

Played 3 collegiate seasons at the University of Massachusetts-Lowell from 2010-13, boasting 63 points (15G-48A) in 110

FROZEN FOUR

Helped lead UMass-Lowell to 2013 Frozen Four, held at Pittsburgh's PPG Paints Arena.

HONORS

In final college season in 2012-13 was named NCAA First-Team All-American, First-Team All-Hockey East and crowned best defenseman in New England.

206

Career American Hockey League games played with Rochester and Wilkes-Barre/Scranton, totaling 28 goals, 78 assists and 106 points.

FALLS

Played 2 years with Sioux Falls of the USHL from 2008-10, serving as captain in both seasons. Named USHL All-Star in '09-10.

ROLLER

California native starred on his roller hockey team at Scripps Ranch High School.



CAREER HIGHS

1 GOALS IN A GAME
LAST: (4 times), 03.05.18 vs. CGY

3 ASSISTS IN A GAME
LAST: (1 time), 03.08.17 at WPG

3 POINTS IN A GAME
LAST: (1 time), 03.08.17 at WPG (3A)

SHOTS ON GOAL

4

LAST: (5 times), 03.05.18 vs. CGY

PENALTY MINUTES

2

LAST: (14 times), 03.14.18 at NYR

CAREER STATISTICS

| YEAR | TEAM | LEAGUE | REGULAR SEASON | | | | | | | | | | PLAYOFFS | | | | |
|--------------------------|-------------------|------------|----------------|----------|-----------|-----------|-----------|-----------|----------|----------|----------|------------|-----------|----------|----------|----------|----------|
| | | | GP | G | A | PTS | PIM | +/- | PP | SH | GW | S | GP | G | A | PTS | PIM |
| 2008-09 | Sioux Falls | USHL | 55 | 0 | 11 | 11 | 30 | 13 | 0 | 0 | 0 | 30 | 4 | 0 | 1 | 1 | 4 |
| 2009-10 | Sioux Falls | USHL | 58 | 5 | 17 | 22 | 55 | 20 | 2 | 1 | 0 | 78 | 3 | 0 | 1 | 1 | 2 |
| 2010-11 | UMass-Lowell | H-East | 32 | 2 | 13 | 15 | 10 | -8 | 2 | 0 | 0 | -- | -- | -- | -- | -- | |
| 2011-12 | UMass-Lowell | H-East | 37 | 6 | 19 | 25 | 26 | 8 | 2 | 0 | 1 | 85 | -- | -- | -- | -- | -- |
| 2012-13 | UMass-Lowell | H-East | 41 | 7 | 16 | 23 | 20 | 16 | 3 | 1 | 2 | 78 | -- | -- | -- | -- | -- |
| | Buffalo | NHL | 7 | 0 | 0 | 0 | 0 | 0 | 0 | 0 | 0 | 8 | -- | -- | -- | -- | -- |
| 2013-14 | Buffalo | NHL | 21 | 0 | 1 | 1 | 2 | -3 | 0 | 0 | 0 | 35 | -- | -- | -- | -- | -- |
| | Rochester | AHL | 47 | 4 | 24 | 28 | 22 | -1 | 3 | 0 | 1 | 77 | 5 | 2 | 3 | 5 | 4 |
| 2014-15 | Buffalo | NHL | 4 | 0 | 1 | 1 | 0 | 3 | 0 | 0 | 0 | 4 | -- | -- | -- | -- | -- |
| | Rochester | AHL | 72 | 10 | 26 | 36 | 22 | -6 | 8 | 0 | 3 | 167 | -- | -- | -- | -- | -- |
| 2015-16 | Buffalo | NHL | 1 | 0 | 0 | 0 | 2 | 0 | 0 | 0 | 0 | 1 | -- | -- | -- | -- | -- |
| | Rochester | AHL | 59 | 10 | 16 | 26 | 26 | -19 | 5 | 0 | 2 | 144 | -- | -- | -- | -- | -- |
| 2016-17 | PITTSBURGH | NHL | 34 | 2 | 8 | 10 | 8 | 9 | 0 | 0 | 0 | 45 | 6 | 0 | 0 | 0 | 4 |
| | Wilkes-Barre | AHL | 28 | 4 | 12 | 16 | 12 | 0 | 3 | 0 | 1 | 75 | -- | -- | -- | -- | -- |
| 2017-18 | PITTSBURGH | NHL | 44 | 2 | 3 | 5 | 16 | -8 | 0 | 0 | 0 | 67 | 12 | 0 | 0 | 0 | 2 |
| NHL TOTALS | | | 111 | 4 | 13 | 17 | 28 | 1 | 0 | 0 | 0 | 160 | 18 | 0 | 0 | 0 | 6 |
| PITTSBURGH TOTALS | | | 78 | 4 | 11 | 15 | 24 | 1 | 0 | 0 | 0 | 112 | 18 | 0 | 0 | 0 | 6 |

0 GOAL STREAK
LAST: N/A

0 ASSIST STREAK
LAST: N/A

2 POINT STREAK
LAST: 12.23.16-12.27.16 (1G-1A)



BRYAN RUST

F

PRONOUNCED RUHST, BRIGH-uhn

SIGNED Through 2021-22 Season

DOB 5/11/92

BIRTHPLACE Pontiac, MI



| SHOOTS | HT | WT |
|--------|------|-----|
| Right | 5-11 | 192 |

ACQUIRED

Drafted by Pens in the 3rd round (80th overall) in 2010 NHL Draft.



GAME 7 HERO

In decisive Game 7 of 2016 Eastern Conference Final vs. Tampa Bay, scored the only 2 goals for Pens in a 2-1 victory. Became 1st Pens rookie to notch multiple goals in a Game 7 in team history.

MR. ELIMINATION

Posted 10 goals and 11 points in 18 career elimination NHL playoff games. Posted 3-career 2-goal games in postseason, all 3 of which were elimination games. Notched 2 goals in Game 5 vs. NY Rangers and Game 7 against Tampa Bay in 2016. Became 2nd rookie in NHL history to record multiple goals in 2 series-clinching wins (Jeremy Roenick, 1990). Scored 2 goals to eliminate Columbus in Game 5 in 2017, becoming 1st player since Roenick (1990-92) to have his 1st 3 multi-point games in clinchers. Scored game-winning tally in Game 7 vs. Washington in Second Round of 2017 playoffs. Became 4th player in NHL history to have each of his 1st 3 career playoff game-winning goals decide a series.

6

Goals scored during Pens' 2016 Stanley Cup championship season. His 6 goals rank 2nd in team history for a rookie (Jake Guentzel, 13, 2017).



3

Goals scored on Dec. 5, 2016 vs. Ottawa for his 1st career NHL hat trick (1 goal on a penalty shot) and added an assist for a career-high 4-point night.

2

Goals scored in the Pens' series-clinching Game 5 victory in their First Round series against the NY Rangers in 2016. Added an assist for a 3-point night. Marked 1st career multi-point playoff game and 1st career multi-goal playoff game. Also posted clutch goal in Game 6 of Eastern Conference Final vs. Tampa Bay to force a decisive Game 7.

BANNER YEAR

Enjoyed his best NHL season during the 2017-18 campaign. Posted career highs in games played (69), assists (25) and points (38).

ROOK

Named the Pens' 2015-16 Rookie of the Year. Recalled halfway through the year and established himself as an NHL regular. The Pens brass were so impressed with his play that they signed him to a 2-year, 1-way contract extension.

CAREER HIGHS

3 GOALS IN A GAME **LAST:** (1 time), 12.05.16 vs. OTT

2 ASSISTS IN A GAME **LAST:** (6 times), 02.17.18 vs. TOR

4 POINTS IN A GAME **LAST:** (1 time), 12.05.16 vs. OTT (3G-1A)

SHOTS ON GOAL

6

LAST: (6 times), 02.24.18 at FLA

PENALTY MINUTES

4

LAST: (4 times), 12.01.17 at BUF

CAREER STATISTICS

| YEAR | TEAM | LEAGUE | REGULAR SEASON | | | | | | | | | | PLAYOFFS | | | | | |
|-----------------------|-------------------|------------|----------------|-----------|-----------|-----------|-----------|-----------|----------|----------|----------|------------|-----------|-----------|----------|-----------|-----------|----|
| | | | GP | G | A | PTS | PIM | +/- | PP | SH | GW | S | GP | G | A | PTS | PIM | |
| 2007-08 | Honeybaked | MWEHL | 31 | 17 | 28 | 45 | 6 | -- | -- | -- | -- | -- | -- | -- | -- | -- | -- | -- |
| | Honeybaked | Minor | 37 | 27 | 20 | 47 | -- | -- | -- | -- | -- | -- | -- | -- | -- | -- | -- | -- |
| 2008-09 | USNTDP | NAHL | 42 | 6 | 9 | 15 | 18 | -5 | -- | -- | -- | -- | 9 | 0 | 2 | 2 | 4 | |
| | USNTDP | U17 | 16 | 3 | 2 | 5 | 4 | -- | -- | -- | -- | -- | -- | -- | -- | -- | -- | -- |
| 2009-10 | USNTDP | USHL | 27 | 10 | 13 | 23 | 6 | 17 | -- | -- | -- | -- | -- | -- | -- | -- | -- | -- |
| | USNTDP | U17 | 1 | 0 | 0 | 0 | 0 | -2 | -- | -- | -- | -- | -- | -- | -- | -- | -- | -- |
| | USNTDP | U18 | 38 | 16 | 13 | 29 | 18 | -- | -- | -- | -- | -- | -- | -- | -- | -- | -- | -- |
| | United States | WJC-18 | 7 | 4 | 2 | 6 | 4 | 4 | -- | -- | -- | -- | -- | -- | -- | -- | -- | -- |
| 2010-11 | Notre Dame | CCHA | 40 | 6 | 13 | 19 | 4 | 14 | 0 | 1 | 0 | 58 | -- | -- | -- | -- | -- | -- |
| 2011-12 | Notre Dame | CCHA | 40 | 5 | 6 | 11 | 14 | -2 | 0 | 0 | 1 | 78 | -- | -- | -- | -- | -- | -- |
| 2012-13 | Notre Dame | CCHA | 41 | 15 | 19 | 34 | 4 | 25 | 5 | 1 | 4 | 121 | -- | -- | -- | -- | -- | -- |
| 2013-14 | Notre Dame | HE | 40 | 17 | 16 | 33 | 12 | 16 | 4 | 2 | 3 | 132 | -- | -- | -- | -- | -- | -- |
| | Wilkes-Barre | AHL | 2 | 0 | 0 | 0 | 0 | 0 | 0 | 0 | 0 | 2 | 1 | 0 | 0 | 0 | 0 | 0 |
| 2014-15 | PITTSBURGH | NHL | 14 | 1 | 1 | 2 | 4 | -3 | 0 | 0 | 0 | 34 | -- | -- | -- | -- | -- | -- |
| | Wilkes-Barre | AHL | 45 | 13 | 14 | 27 | 14 | 6 | 3 | 0 | 3 | 109 | 3 | 2 | 0 | 2 | 0 | 0 |
| 2015-16 | PITTSBURGH | NHL | 41 | 4 | 7 | 11 | 12 | 1 | 0 | 0 | 1 | 68 | 23 | 6 | 3 | 9 | 6 | |
| | Wilkes-Barre | AHL | 16 | 3 | 3 | 6 | 2 | -5 | 1 | 0 | 1 | 40 | -- | -- | -- | -- | -- | -- |
| 2016-17 | PITTSBURGH | NHL | 57 | 15 | 13 | 28 | 8 | 4 | 0 | 0 | 1 | 110 | 23 | 7 | 2 | 9 | 10 | |
| 2017-18 | PITTSBURGH | NHL | 69 | 13 | 25 | 38 | 26 | 11 | 2 | 2 | 3 | 123 | 12 | 3 | 0 | 3 | 4 | |
| PIT/NHL TOTALS | | | 181 | 33 | 46 | 79 | 50 | 13 | 2 | 2 | 5 | 335 | 58 | 16 | 5 | 21 | 20 | |

SENIOR YEAR

Won Notre Dame's Unsung Hero Award after leading the team with 17 goals and ranking 2nd with 33 points in 40 games his senior year. An alternate captain for the Fighting Irish, Rust was also named to the Hockey East All-Academic Team.

FIGHTING IRISH

Played 4 seasons of college hockey at Notre Dame from 2010-14, where he finished with 43 goals, 54 assists, 97 points and a plus-53 in 161 career games.

ALL-AMERICAN

Won a gold medal at World Under-18 Championship with Team USA in 2010. Invited to the U.S. National Junior Evaluation Camp following the 2009-10 and '10-11 seasons.

HAT TRICKS



LAST: 12.05.16 vs. OTT (3G)

2

GOAL STREAK

LAST: 03.14.18-03.15.18 (2)



4

ASSIST STREAK

LAST: 10.07.17-10.14.17 (5)



4

POINT STREAK

LAST: 10.07.17-10.14.17 (1G-5A)



JUSTIN SCHULTZ


D

PRONOUNCED SHUHLTZ, JUHS-tihn

SIGNED Through 2019-20 Season

DOB 7/6/90

BIRTHPLACE Kelowna, BC



| SHOOTS | HT | WT |
|--------|-----|-----|
| Right | 6-2 | 193 |

ACQUIRED

From Edmonton for 2016 3rd-round pick on Feb. 27, 2016.



FOSSIL FUELS

Played 1st 3-plus seasons of his NHL career in Edmonton from 2012-16. Posted 28 goals, 73 assists and 101 points in 248 games with the Oilers.

2nd

Round pick (43rd overall) of the 2008 NHL Draft by Anaheim. Never signed with Ducks.

BREAKOUT

Enjoyed his best NHL season with Pittsburgh in 2016-17. Posted career highs across the board in goals (12), assists (39), points (51) and plus-minus (+27). Ranked in the top-10 in the NHL among defensemen in assists (7th), points (7th) and plus-minus (6th). Also set new career highs for assists (4) and shots (8) in a single game and for goal, assist and point streaks.

BADGER

Played 3 seasons of college hockey at the University of Wisconsin from 2009-12. Posted 40 goals, 73 assists and 113 points in 121 contests.

TURNAROUND

Before being traded to Pittsburgh, was a minus-78 in 451 games with Edmonton. After arriving with the Pens, has an overall plus-56 in 159 games. Led the team the past 2 seasons (2016-17, +27; '17-18, +22).

HIGH HONORS

Began pro career with Oklahoma City of the American Hockey League in 2012-13. Despite playing only half of a season with the Barons, he led all AHL defensemen in goals (18) and points (48) en route to winning the Eddie Shore Award (best defenseman) and being named to the AHL First-Team All-Star and All-Rookie Team.

NOTORIETY

Named WCHA Defensive Player of the Year, WCHA First-Team All-Star and Hobey Baker finalist (best college hockey player) in each of his last 2 seasons at Wisconsin. Also named NCAA West First Team All-Star in 2010-11.

INTERNATIONAL

Played for Canada at the 2013 World Championship, posting 4 assists in 8 games.

CAREER HIGHS

1 GOALS IN A GAME
LAST: (45 times), 03.05.18 vs. CGY

4 ASSISTS IN A GAME
LAST: (1 time), 01.16.17 vs. WSH

4 POINTS IN A GAME
LAST: (2 times), 01.16.17 vs. WSH (4A)

SHOTS ON GOAL

8

LAST: (1 time), 03.17.17 vs. NJD

PENALTY MINUTES

4

LAST: (2 times), 02.18.16 vs. MIN



CAREER STATISTICS

| YEAR | TEAM | LEAGUE | REGULAR SEASON | | | | | | | | | | PLAYOFFS | | | | |
|--------------------------|---------------|--------|----------------|-----------|------------|------------|------------|------------|-----------|----------|----------|------------|-----------|----------|-----------|-----------|----------|
| | | | GP | G | A | PTS | PIM | +/- | PP | SH | GW | S | GP | G | A | PTS | PIM |
| 2007-08 | Westside | BCHL | 57 | 9 | 31 | 40 | 28 | -- | -- | -- | -- | -- | 11 | 3 | 5 | 8 | 4 |
| 2008-09 | Westside | BCHL | 49 | 15 | 35 | 50 | 29 | -- | -- | -- | -- | -- | 6 | 1 | 2 | 3 | 2 |
| 2009-10 | Wisconsin | WCHA | 43 | 6 | 16 | 22 | 12 | 2 | -- | -- | -- | -- | -- | -- | -- | -- | -- |
| 2010-11 | Wisconsin | WCHA | 41 | 18 | 29 | 47 | 28 | 11 | 9 | 0 | 3 | -- | -- | -- | -- | -- | -- |
| 2011-12 | Wisconsin | WCHA | 37 | 16 | 28 | 44 | 12 | 16 | 7 | 0 | 0 | -- | -- | -- | -- | -- | -- |
| 2012-13 | Edmonton | NHL | 48 | 8 | 19 | 27 | 8 | -17 | 4 | 0 | 3 | 85 | -- | -- | -- | -- | -- |
| | Oklahoma City | AHL | 34 | 18 | 30 | 48 | 6 | 8 | 7 | 2 | 3 | 93 | -- | -- | -- | -- | -- |
| | Canada | WC | 8 | 0 | 4 | 4 | 2 | 1 | 0 | 0 | 0 | -- | -- | -- | -- | -- | -- |
| 2013-14 | Edmonton | NHL | 74 | 11 | 22 | 33 | 16 | -22 | 1 | 0 | 3 | 109 | -- | -- | -- | -- | -- |
| 2014-15 | Edmonton | NHL | 81 | 6 | 25 | 31 | 12 | -17 | 0 | 0 | 1 | 122 | -- | -- | -- | -- | -- |
| 2015-16 | Edmonton | NHL | 45 | 3 | 7 | 10 | 14 | -22 | 1 | 0 | 0 | 59 | -- | -- | -- | -- | -- |
| | PITTSBURGH | NHL | 18 | 1 | 7 | 8 | 2 | 7 | 1 | 0 | 0 | 23 | 15 | 0 | 4 | 4 | 0 |
| 2016-17 | PITTSBURGH | NHL | 78 | 12 | 39 | 51 | 34 | 27 | 3 | 0 | 1 | 154 | 21 | 4 | 9 | 13 | 4 |
| 2017-18 | PITTSBURGH | NHL | 63 | 4 | 23 | 27 | 14 | 22 | 0 | 0 | 1 | 109 | 12 | 1 | 7 | 8 | 2 |
| NHL TOTALS | | | 407 | 45 | 142 | 187 | 100 | -22 | 10 | 0 | 9 | 661 | 48 | 5 | 20 | 25 | 6 |
| PITTSBURGH TOTALS | | | 159 | 17 | 69 | 86 | 50 | 56 | 4 | 0 | 1 | 286 | 48 | 5 | 20 | 25 | 6 |

MONTH TO REMEMBER

Notched 18 points (6G-12A) in the month of December, 2016, leading all NHL defensemen and becoming just 1 of 3 blueliners to record 18 points in a single month in the past 5 years.

GAME 7

After missing 4 games with an upper-body injury, returned to the lineup for Game 7 of the 2017 Eastern Conference Final against Ottawa. Posted 2 points (1G-1A), including a crucial power-play goal in the 3rd period. Assisted on Chris Kunitz's double-overtime winner.

TOP ROOK

Earned a spot on the NHL All-Rookie Team after posting 8 goals, 19 assists and 27 points with Edmonton in shortened 2012-13 season.

3

GOAL STREAK

LAST: 03.03.17-03.08.17 (3)



4

ASSIST STREAK

LAST: 12.28.16-01.11.17 (4)



6

POINT STREAK

LAST: 12.23.16-01.11.17 (1G-5A)



RILEY SHEAHAN

C

PRONOUNCED SHAY-an, RIGH-lee

SIGNED Through 2018-19 Season

DOB 12/7/91

BIRTHPLACE St. Catharines, ON

15

| SHOOTS | HT | WT |
|--------|-----|-----|
| Left | 6-3 | 214 |

ACQUIRED

From Detroit with 2018 5th-round draft pick for Scott Wilson and 2018 3rd-round pick on Oct. 21, 2017.

BLACK AND GOLD

Made Pens' debut on Oct. 24, 2017 vs. Edmonton, picking up 1st career point (assist) with Pittsburgh. Tallied 1st goal with Pens on Nov. 16, 2017 at Ottawa.

IRISH

Played 3 seasons of collegiate hockey for Notre Dame from 2009-12. Amassed 20 goals and 64 points in 114 career contests. Rejoins former Notre Dame teammate Bryan Rust on Pittsburgh roster. Also played with Ryan Guentzel, older brother of Pittsburgh's Jake Guentzel, with the Irish.

WINGS

Played 4-plus seasons in Detroit. Appeared in 292 regular-season contests while posting 98 points (38G-60A). Added 4 points (2G-2A) in 17 postseason games.

FAREWELL

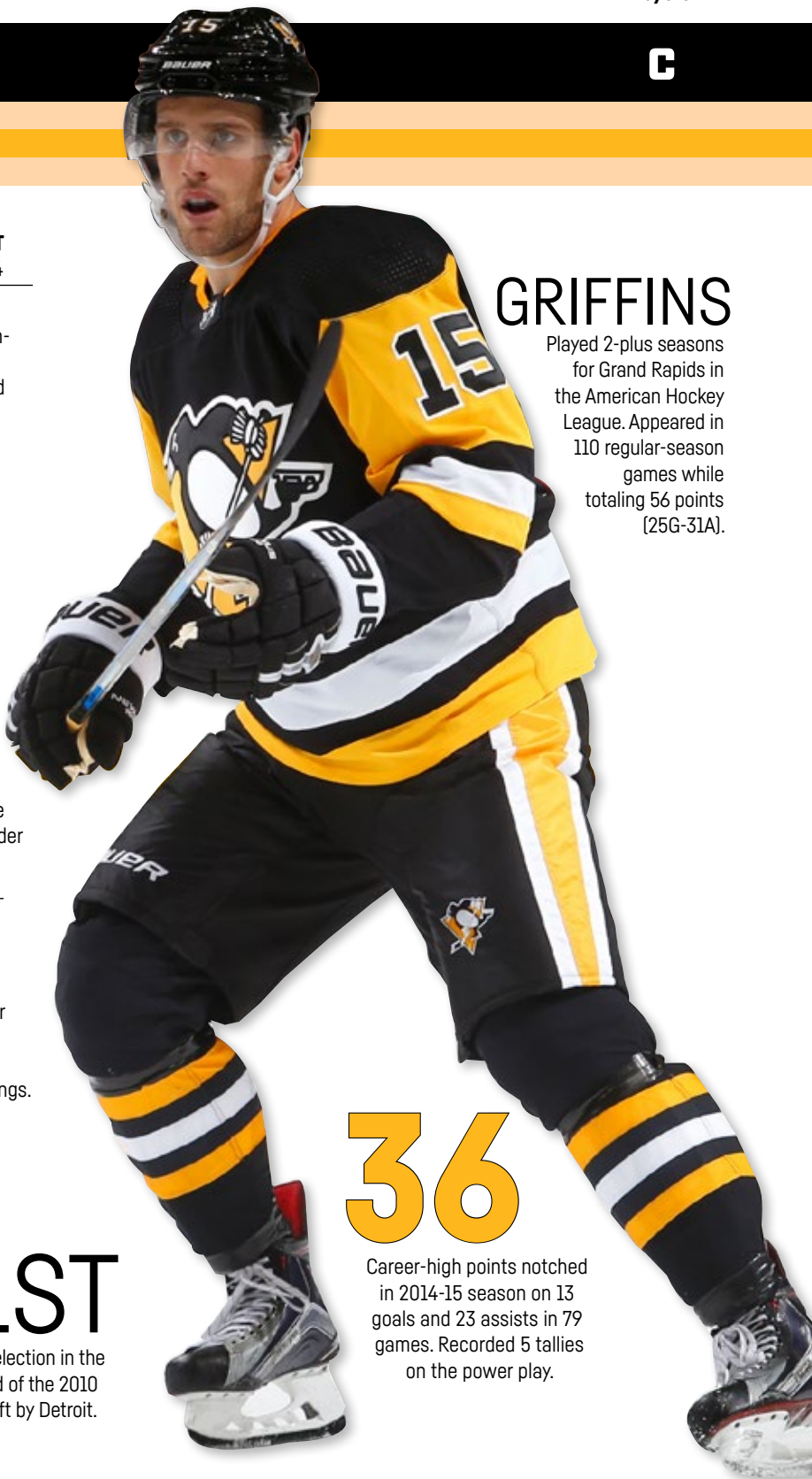
Scored 2 goals in the final game ever played in Detroit's historic Joe Louis Arena on April 9, 2017 against New Jersey - a 4-1 victory for the Red Wings. His 2nd goal was the final goal ever scored at "The Joe."

CALDER CHAMP

Won the 2013 Calder Cup championship with Grand Rapids of the American Hockey League. Collected 16 points on 3 goals and 13 assists in 24 playoff games.

21ST

Overall selection in the 1st round of the 2010 NHL Draft by Detroit.



GRIFFINS

Played 2-plus seasons for Grand Rapids in the American Hockey League. Appeared in 110 regular-season games while totaling 56 points (25G-31A).

36

Career-high points notched in 2014-15 season on 13 goals and 23 assists in 79 games. Recorded 5 tallies on the power play.

CAREER HIGHS

2 GOALS IN A GAME
LAST: (3 times), 02.18.18 at CBJ ➔

2 ASSISTS IN A GAME
LAST: (7 times), 02.02.18 vs. WSH ➔

2 POINTS IN A GAME
LAST: (19 times), 03.31.18 vs. MTL (1G-1A) ➔

SHOTS ON GOAL

6

LAST: (2 times), 02.23.16 vs. CBJ

PENALTY MINUTES

4

LAST: (3 times), 11.25.16 at NJD

CAREER STATISTICS

| YEAR | TEAM | LEAGUE | REGULAR SEASON | | | | | | | | | | | PLAYOFFS | | | | |
|--------------------------|-------------------|------------|----------------|-----------|-----------|------------|-----------|------------|-----------|----------|----------|------------|-----------|----------|----------|----------|----------|--|
| | | | GP | G | A | PTS | PIM | +/- | PP | SH | GW | S | GP | G | A | PTS | PIM | |
| 2009-10 | Notre Dame | CCHA | 37 | 6 | 11 | 17 | 22 | -12 | 3 | 0 | 0 | 96 | -- | -- | -- | -- | -- | |
| 2010-11 | Notre Dame | CCHA | 40 | 5 | 17 | 22 | 28 | -6 | 2 | 1 | 1 | 103 | -- | -- | -- | -- | -- | |
| 2011-12 | Notre Dame | CCHA | 37 | 9 | 16 | 25 | 24 | 0 | 5 | 1 | 1 | 118 | -- | -- | -- | -- | -- | |
| | Detroit | NHL | 1 | 0 | 0 | 0 | 4 | 0 | 0 | 0 | 0 | 3 | -- | -- | -- | -- | -- | |
| | Grand Rapids | AHL | 7 | 1 | 1 | 2 | 0 | -2 | 1 | 0 | 0 | 6 | -- | -- | -- | -- | -- | |
| 2012-13 | Detroit | NHL | 1 | 0 | 0 | 0 | 0 | 0 | 0 | 0 | 0 | 1 | -- | -- | -- | -- | -- | |
| | Grand Rapids | AHL | 72 | 16 | 20 | 36 | 33 | 5 | 6 | 2 | 4 | 115 | 24 | 3 | 13 | 16 | 10 | |
| 2013-14 | Detroit | NHL | 42 | 9 | 15 | 24 | 6 | 8 | 2 | 0 | 1 | 59 | 5 | 0 | 0 | 0 | 0 | |
| | Grand Rapids | AHL | 31 | 8 | 10 | 18 | 12 | -2 | 4 | 0 | 1 | 51 | 8 | 1 | 4 | 5 | 0 | |
| 2014-15 | Detroit | NHL | 79 | 13 | 23 | 36 | 16 | -3 | 5 | 0 | 0 | 123 | 7 | 2 | 1 | 3 | 2 | |
| 2015-16 | Detroit | NHL | 81 | 14 | 11 | 25 | 12 | -8 | 3 | 1 | 2 | 128 | 5 | 0 | 1 | 1 | 4 | |
| 2016-17 | Detroit | NHL | 80 | 2 | 11 | 13 | 14 | -29 | 1 | 0 | 0 | 109 | -- | -- | -- | -- | -- | |
| 2017-18 | Detroit | NHL | 8 | 0 | 0 | 0 | 4 | 0 | 0 | 0 | 0 | 5 | -- | -- | -- | -- | -- | |
| | PITTSBURGH | NHL | 73 | 11 | 21 | 32 | 4 | 4 | 1 | 0 | 1 | 104 | 12 | 1 | 2 | 3 | 2 | |
| NHL TOTALS | | | 365 | 49 | 81 | 130 | 60 | -28 | 12 | 1 | 4 | 532 | 29 | 3 | 4 | 7 | 8 | |
| PITTSBURGH TOTALS | | | 73 | 11 | 21 | 32 | 4 | 4 | 1 | 0 | 1 | 104 | 12 | 1 | 2 | 3 | 2 | |

3

GOAL STREAK

LAST: 04.09.14-04.13.14 (3)



2

ASSIST STREAK

LAST: 03.29.18-03.31.18 (2)



3

POINT STREAK

LAST: 02.06.18-02.11.18 (2G-1A)



DOMINIK SIMON

F

PRONOUNCED SIGH-mohn, DOHM-ihn-ihk

SIGNED Through 2019-20 Season

DOB 8/8/94 **BIRTHPLACE** Prague, CZE

12

| SHOOTS | HT | WT |
|--------|------|-----|
| Left | 5-11 | 190 |

ACQUIRED
Drafted by Penguins in 5th round (137th overall) of the 2015 NHL Draft.

CAREER YEAR

Set professional career highs in 1st season with Wilkes-Barre/Scranton of the American Hockey League in 2015-16. He put up new markers in goals (25) and points (48).

PITTSBURGH

Saw his 1st extended NHL action during the 2017-18 season, appearing in 33 games for Pittsburgh. Notched his 1st career NHL goal on Jan. 14, 2018 vs. NY Rangers and 1st multi-goal game (2) on Jan. 25 against Minnesota. Made his NHL postseason debut in Round One vs. Philadelphia in 2018. Posted 1st career playoff point (assist) in Game 4.

25

Team-leading goals for WBS in 2015-16, his 1st season of pro hockey in North America.

PENS CONNECTIONS

Played 1 season with HC Plzen of the Czech Extraliga, the team owned by former Penguins forward Martin Straka, in 2014-15. Also was a linemate of Jaromir Jagr in the 2015 World Championship.

CZECH PRO

Played 3 seasons in the Czech Extraliga with Sparta and Plzen. Posted 26 goals, 17 assists and 43 points in 116 games in Czech career.

CZECH MATE

Has represented Czech Republic on the international stage in the 2012 Under-18 World Championship, 2014 World Junior Championships and 2015 World Championship.

CAREER HIGHS

2 GOALS IN A GAME
LAST: (1 time), 01.25.18 vs. MIN →

2 ASSISTS IN A GAME
LAST: (3 times), 02.11.18 at STL →

2 POINTS IN A GAME
LAST: (4 times), 02.11.18 at STL (2A) →

SHOTS ON GOAL

3

LAST: (4 times), 01.25.18 vs. MIN

PENALTY MINUTES

4

LAST: (2 times), 02.06.18 vs. VGK



CAREER STATISTICS

| YEAR | TEAM | LEAGUE | REGULAR SEASON | | | | | | | | | | PLAYOFFS | | | | | |
|-----------------------|-------------------|------------|----------------|----------|-----------|-----------|-----------|-----------|----------|----------|----------|-----------|----------|----------|----------|----------|----------|----|
| | | | GP | G | A | PTS | PIM | +/- | PP | SH | GW | S | GP | G | A | PTS | PIM | |
| 2011-12 | Czech Republic | WJ-18 | 6 | 4 | 4 | 8 | 4 | 2 | -- | -- | -- | -- | -- | -- | -- | -- | -- | -- |
| 2012-13 | HC Sparta | Czech | 18 | 1 | 1 | 2 | 0 | -2 | -- | -- | -- | -- | -- | -- | -- | -- | -- | -- |
| 2013-14 | HC Sparta | Czech | 46 | 7 | 4 | 11 | 4 | 5 | -- | -- | -- | -- | 10 | 1 | 1 | 2 | 6 | |
| | Czech Republic | WJC | 5 | 2 | 2 | 4 | 2 | 0 | -- | -- | -- | -- | -- | -- | -- | -- | -- | |
| 2014-15 | HC Plzen | Czech | 52 | 18 | 12 | 30 | 20 | 0 | -- | -- | -- | -- | 4 | 1 | 2 | 3 | 4 | |
| | Czech Republic | WC | 10 | 1 | 5 | 6 | 2 | 5 | -- | -- | -- | -- | -- | -- | -- | -- | -- | |
| 2015-16 | PITTSBURGH | NHL | 3 | 0 | 1 | 1 | 0 | 0 | 0 | 0 | 0 | 2 | -- | -- | -- | -- | -- | |
| | Wilkes-Barre | AHL | 68 | 25 | 23 | 48 | 36 | 4 | 4 | 1 | 3 | 134 | 7 | 1 | 1 | 2 | 2 | |
| 2016-17 | PITTSBURGH | NHL | 2 | 0 | 1 | 1 | 0 | -1 | 0 | 0 | 0 | 2 | -- | -- | -- | -- | -- | |
| | Wilkes-Barre | AHL | 70 | 15 | 31 | 46 | 18 | 10 | 3 | 0 | 6 | 143 | 5 | 0 | 3 | 3 | 0 | |
| 2017-18 | PITTSBURGH | NHL | 33 | 4 | 8 | 12 | 16 | 2 | 0 | 0 | 0 | 36 | 8 | 0 | 3 | 3 | 4 | |
| | Wilkes-Barre | AHL | 21 | 4 | 13 | 17 | 14 | 0 | 2 | 0 | 2 | 52 | -- | -- | -- | -- | -- | |
| PIT/NHL TOTALS | | | 38 | 4 | 10 | 14 | 16 | 1 | 0 | 0 | 0 | 40 | 8 | 0 | 3 | 3 | 4 | |

2

GOAL STREAK

LAST: 01.23.18-01.25.18 (3)



0

ASSIST STREAK

LAST: N/A

3

POINT STREAK

LAST: 01.20.18-01.25.18 (3G-1A)



DANIEL SPRONG

F

PRONOUNCED SPRAWNG, DAN-yuhl

SIGNED Through 2019-20 Season

DOB 03/17/97 **BIRTHPLACE** Amsterdam, Netherlands

41

| | | |
|---------------|-----------|-----------|
| SHOOTS | HT | WT |
| Right | 6-0 | 180 |

ACQUIRED
Drafted by Penguins in 2nd round [46th overall] of the 2015 NHL Draft.

MEMORABLE

Finished 1st American Hockey League season with Wilkes-Barre/Scranton by leading the team in goals (32) and points (65) in 2017-18. Was named to the AHL's All-Star Classic and the league's All-Rookie Team.

C-TOWN

Finished his final season of junior hockey in spectacular fashion in 2016-17. Posted 32 goals and 59 points in just 31 games for Charlottetown of the Quebec Major Junior Hockey League. Posted 4 hat tricks, including a 4-goal game, as well as 10 multi-goal games. Added 18 multi-point games, hitting 3 or more points on 10 occasions. Notched career-high 4 goals and 7 points on March 8, 2017 vs. Moncton.

PASSPORT

Relocated to Montreal, Quebec at age of 7 with his family to pursue hockey career.



TOP NOTCH

In draft year, posted career highs in goals (39), assists (49) and points (88) in 68 games in 2014-15 with Charlottetown of the Quebec Major Junior Hockey League. His goals, assists and points led the Islanders. He also led the Islanders in those 3 categories (30G-38A-68PTS) in 2013-14 en route to earning a spot on the QMJHL All-Rookie Team.

DUTCH

Hails from Amsterdam, Netherlands, and had to drive 45 minutes to the nearest ice rink. Became 1st Dutch-born hockey player in the NHL since defenseman Ed Kea of Weesp (Atlanta Flames, 1974-79; St. Louis, 1979-83).

1.39

Team-leading points per game posted during 2015-16 regular season with Charlottetown. Finished 6th overall in team scoring despite only appearing in 33 games - half the amount of most of his teammates.

4th

2nd-round draft pick to play in his draft year since 2003-04 (Ryan O'Reilly, 2009; Patrice Bergeron, '03; and Dan Fritsche, '03).

CAREER HIGHS

2 GOALS IN A GAME
LAST: (1 time), 01.05.18 at NYI

1 ASSISTS IN A GAME
LAST: (1 time), 01.05.18 at NYI

3 POINTS IN A GAME
LAST: (1 time), 01.05.18 at NYI (2G-1A)

SHOTS ON GOAL

6

LAST: (2 times), 01.05.18 at NYI

PENALTY MINUTES

0

LAST: N/A

CAREER STATISTICS

| YEAR | TEAM | LEAGUE | REGULAR SEASON | | | | | | | | | | PLAYOFFS | | | | |
|-----------------------|-------------------|------------|----------------|----------|----------|----------|----------|-----------|----------|----------|----------|-----------|----------|----|----|-----|-----|
| | | | GP | G | A | PTS | PIM | +/- | PP | SH | GW | S | GP | G | A | PTS | PIM |
| 2013-14 | Charlottetown | QMJHL | 67 | 30 | 38 | 68 | 20 | -20 | 9 | 0 | 0 | 260 | 4 | 4 | 1 | 5 | 0 |
| 2014-15 | Charlottetown | QMJHL | 68 | 39 | 49 | 88 | 18 | -23 | 16 | 0 | 4 | 270 | 10 | 7 | 4 | 11 | 6 |
| 2015-16 | PITTSBURGH | NHL | 18 | 2 | 0 | 2 | 0 | -1 | 0 | 0 | 0 | 23 | -- | -- | -- | -- | -- |
| | Charlottetown | QMJHL | 33 | 16 | 30 | 46 | 22 | -7 | 5 | 0 | 6 | 145 | 12 | 4 | 11 | 15 | 12 |
| | Wilkes-Barre | AHL | -- | -- | -- | -- | -- | -- | -- | -- | -- | -- | 10 | 5 | 2 | 7 | 2 |
| 2016-17 | Charlottetown | QMJHL | 31 | 32 | 27 | 59 | 8 | 29 | 6 | 0 | 5 | 140 | 12 | 9 | 11 | 20 | 17 |
| 2017-18 | PITTSBURGH | NHL | 8 | 2 | 1 | 3 | 0 | 2 | 0 | 0 | 1 | 22 | -- | -- | -- | -- | -- |
| | Wilkes-Barre | AHL | 65 | 32 | 33 | 65 | 28 | 4 | 11 | 0 | 7 | 214 | 3 | 1 | 0 | 1 | 0 |
| PIT/NHL TOTALS | | | 26 | 4 | 1 | 5 | 0 | 1 | 0 | 0 | 1 | 45 | -- | -- | -- | -- | -- |

32

Goals scored for Wilkes-Barre/Scranton in 2017-18, a new franchise rookie record. The 32 tallies led WBS and ranked 2nd (tied) in the American Hockey League. He also led Wilkes-Barre in scoring with 65 points (tied for 5th in AHL) and was named to the AHL All-Rookie Team.

18

Games played with the Penguins in 2015-16 at 18 years old before being returned to his junior team. Earned roster spot following training camp and made his NHL debut on Oct. 8, 2015 at Dallas. Scored 1st NHL goal on Oct. 15, 2015 vs. Ottawa.

3rd

Youngest player to skate for Pens since 2005 at 18 years, 6 months, 21 days (Sidney Crosby, 18 years, 1 month, 28 days; Jordan Staal, 18 years, 25 days).

WB CONNECT

Played for the Wilkes-Barre Knights of the Atlantic Metro Hockey League, a traveling bantam team, where he posted 32 points (9G-23A) in 11 games. Was teammates with Penguins' 2015 7th-round pick Nikita Pavlychev.

0 GOAL STREAK
LAST: N/A

0 ASSIST STREAK
LAST: N/A

0 POINT STREAK
LAST: N/A

CHRIS SUMMERS

D

PRONOUNCED SUHM-mehrs, KRIHS

SIGNED Through 2018-19 Season

DOB 2/5/88

BIRTHPLACE Ann Arbor, MI



55

| | | |
|-----------------------|------------------|------------------|
| SHOOTS Left | HT 6-2 | WT 207 |
|-----------------------|------------------|------------------|

ACQUIRED
Signed as an unrestricted free agent on July 1, 2017.

EXPERIENCE

Played 8-plus seasons of pro hockey in the NHL (Arizona, NY Rangers) and the AHL (San Antonio, Portland, Hartford, Wilkes-Barre/Scranton).

WOLVERINE

Played 4 seasons of collegiate hockey from 2006-10 at the University of Michigan based in his hometown of Ann Arbor. Totaled 60 points (16G-44A) and 191 penalty minutes in 163 career contests with the Wolverines.

LEADER

Served as captain in 2009-10 as a senior at Michigan. Acted as an alternate captain as a junior in 2008-09. Also named alternate captain with Team USA at the 2008 World Junior Championship.

USA! USA!

Represented Team USA at the 2006 World Junior U-18 Championship and '08 World Junior Championship. Won gold in '06 while being voted as one of USA's "Top Three Players" in '08. Also was a member of the United States National Team Development Program.

450

Career games played in the AHL with San Antonio, Portland, Hartford and Wilkes-Barre/Scranton. Totaled 70 points (14G-56A) and was named an AHL All-Star in 2013. Served as alternate captain for Hartford in 2016-17.

+66

Mark during his 4-year college career at Michigan. Posted a career-best +27 in 2007-08 as a sophomore followed by a +21 in 2008-09.

1st

Round pick (29th overall) at the 2006 NHL Draft by Arizona.

REUNITED

Played at the University of Michigan with fellow Penguins teammates Carl Hagelin and Jack Johnson.

CAREER HIGHS

- 1** GOALS IN A GAME
LAST: (2 times), 03.27.14 at NJD
- 2** ASSISTS IN A GAME
LAST: (1 time), 01.16.12 vs. COL
- 2** POINTS IN A GAME
LAST: (2 times), 03.27.14 at NJD (1G-1A)

SHOTS ON GOAL

3

LAST: (3 times), 01.13.15 vs. SJS

PENALTY MINUTES

7

LAST: (1 time), 03.20.14 vs. FLA

CAREER STATISTICS

| YEAR | TEAM | LEAGUE | REGULAR SEASON | | | | | | | | | | PLAYOFFS | | | | |
|--------------------------|---------------|--------|----------------|----------|----------|----------|-----------|------------|----------|----------|----------|-----------|----------|----|----|-----|-----|
| | | | GP | G | A | PTS | PIM | +/- | PP | SH | GW | S | GP | G | A | PTS | PIM |
| 2004-05 | USNTDP | U17 | 13 | 2 | 2 | 4 | 10 | -- | -- | -- | -- | -- | -- | -- | -- | -- | -- |
| | USNTDP | NAHL | 31 | 2 | 5 | 7 | 20 | 0 | 0 | 0 | 2 | -- | 7 | 1 | 0 | 1 | 0 |
| 2005-06 | USNTDP | U18 | 42 | 4 | 9 | 13 | 67 | -- | -- | -- | -- | -- | -- | -- | -- | -- | -- |
| | USNTDP | NAHL | 17 | 2 | 2 | 4 | 20 | -- | 1 | 0 | 0 | -- | -- | -- | -- | -- | -- |
| | United States | WJ-18 | 6 | 1 | 0 | 1 | 35 | -- | -- | -- | -- | -- | -- | -- | -- | -- | -- |
| 2006-07 | Michigan | CCHA | 41 | 6 | 8 | 14 | 58 | 13 | 0 | 0 | 1 | -- | -- | -- | -- | -- | -- |
| 2007-08 | Michigan | CCHA | 41 | 2 | 11 | 13 | 65 | 27 | 0 | 0 | 1 | -- | -- | -- | -- | -- | -- |
| | United States | WJC | 6 | 0 | 1 | 1 | 2 | -- | -- | -- | -- | -- | -- | -- | -- | -- | -- |
| 2008-09 | Michigan | CCHA | 41 | 4 | 13 | 17 | 40 | 21 | 1 | 1 | 0 | -- | -- | -- | -- | -- | -- |
| 2009-10 | Michigan | CCHA | 40 | 4 | 12 | 16 | 28 | 5 | 2 | 0 | 0 | -- | -- | -- | -- | -- | -- |
| | San Antonio | AHL | 6 | 1 | 0 | 1 | 0 | 2 | 0 | 0 | 0 | 8 | -- | -- | -- | -- | -- |
| 2010-11 | Phoenix | NHL | 2 | 0 | 0 | 0 | 4 | -3 | 0 | 0 | 0 | 0 | -- | -- | -- | -- | -- |
| | San Antonio | AHL | 75 | 1 | 9 | 10 | 54 | -3 | 0 | 0 | 0 | 78 | -- | -- | -- | -- | -- |
| 2011-12 | Phoenix | NHL | 21 | 0 | 3 | 3 | 11 | -4 | 0 | 0 | 0 | 10 | -- | -- | -- | -- | -- |
| | Portland | AHL | 28 | 0 | 2 | 2 | 37 | 3 | 0 | 0 | 0 | 25 | -- | -- | -- | -- | -- |
| 2012-13 | Phoenix | NHL | 6 | 0 | 0 | 0 | 9 | -3 | 0 | 0 | 0 | 5 | -- | -- | -- | -- | -- |
| | Portland | AHL | 60 | 2 | 10 | 12 | 53 | 3 | 0 | 0 | 0 | 61 | 3 | 0 | 0 | 0 | 0 |
| 2013-14 | Phoenix | NHL | 18 | 2 | 1 | 3 | 15 | 0 | 0 | 0 | 0 | 17 | -- | -- | -- | -- | -- |
| | Portland | AHL | 48 | 2 | 7 | 9 | 47 | -7 | 0 | 0 | 0 | 59 | -- | -- | -- | -- | -- |
| 2014-15 | Arizona | NHL | 17 | 0 | 3 | 3 | 8 | -12 | 0 | 0 | 0 | 13 | -- | -- | -- | -- | -- |
| | Portland | AHL | 8 | 0 | 1 | 1 | 6 | -5 | 0 | 0 | 0 | 9 | -- | -- | -- | -- | -- |
| | NY Rangers | NHL | 3 | 0 | 0 | 0 | 0 | 0 | 0 | 0 | 0 | 2 | -- | -- | -- | -- | -- |
| | Hartford | AHL | 13 | 0 | 1 | 1 | 17 | 3 | 0 | 0 | 0 | 11 | -- | -- | -- | -- | -- |
| 2015-16 | NY Rangers | NHL | 3 | 0 | 0 | 0 | 4 | -2 | 0 | 0 | 0 | 5 | -- | -- | -- | -- | -- |
| | Hartford | AHL | 74 | 3 | 8 | 11 | 51 | 2 | 0 | 0 | 1 | 69 | -- | -- | -- | -- | -- |
| 2016-17 | Hartford | AHL | 74 | 4 | 8 | 12 | 71 | -6 | 0 | 0 | 0 | 78 | -- | -- | -- | -- | -- |
| 2017-18 | Wilkes-Barre | AHL | 64 | 1 | 10 | 11 | 51 | 5 | 0 | 0 | 0 | 68 | 3 | 0 | 0 | 0 | 4 |
| NHL TOTALS | | | 70 | 2 | 7 | 9 | 51 | -24 | 0 | 0 | 0 | 52 | -- | -- | -- | -- | -- |
| PITTSBURGH TOTALS | | | -- | -- | -- | -- | -- | -- | -- | -- | -- | -- | -- | -- | -- | -- | -- |

0 GOAL STREAK
LAST: N/A

0 ASSIST STREAK
LAST: N/A

0 POINT STREAK
LAST: N/A

ZACH TROTMAN

D

PRONOUNCED TRAWT-muhn, ZAK

SIGNED Through 2018-19 Season

DOB 8/26/90

BIRTHPLACE Carmel, IN

5

SHOOTS
Right

HT
6-3

WT
217

ACQUIRED
Signed as an unrestricted free agent on July 1, 2017.



70

Career NHL games played with Boston and Pittsburgh over the course of 4 seasons. Totaled 12 points (3G-9A).

PRO TIP

Has played professional hockey in the NHL (Boston, Pittsburgh) and the American Hockey League (Providence, Ontario, Wilkes-Barre/Scranton) over the past 5-plus years.

210th

Overall selection (7th round) of the 2010 NHL Draft by Boston.

AHL MARKS

Played parts of 5 seasons in the American Hockey League with Providence (2012-15), Ontario (2016-17) and Wilkes-Barre/Scranton (2017-18). Has posted 75 points (20G-55A) in 208 career AHL contests.

SUPERIOR

Played 3 seasons of collegiate hockey with Lake Superior State of the CCHA. Posted 49 career points (19G-30A) in 114 contests. Acted as alternate captain during final season in 2011-12. Also led team's D-men in scoring that year with 21 points.

COME BACK

Returned to action following an injury-riddled season in 2016-17 with Ontario of the American Hockey League. An upper-body injury limited him to only 9 games on the season.

CAREER HIGHS

1 GOALS IN A GAME
LAST: (3 times), 02.14.16 at DET

1 ASSISTS IN A GAME
LAST: (9 times), 02.13.16 at MIN

1 POINTS IN A GAME
LAST: (12 times), 02.14.16 at DET (1G)

SHOTS ON GOAL

5

LAST: (2 times), 01.08.16 at NJD

PENALTY MINUTES

4

LAST: (1 time), 01.26.16 vs. ANA

CAREER STATISTICS

| YEAR | TEAM | LEAGUE | REGULAR SEASON | | | | | | | | | | PLAYOFFS | | | | |
|-----------------------|-------------------|------------|----------------|----------|----------|-----------|-----------|-----------|----------|----------|----------|------------|----------|----|----|-----|-----|
| | | | GP | G | A | PTS | PIM | +/- | PP | SH | GW | S | GP | G | A | PTS | PIM |
| 2008-09 | Wichita Falls | NAHL | 47 | 2 | 4 | 6 | 79 | -4 | -- | -- | -- | -- | 5 | 0 | 1 | 1 | 8 |
| 2009-10 | Lake Superior St | CCHA | 36 | 2 | 6 | 8 | 18 | -10 | -- | -- | -- | -- | -- | -- | -- | -- | -- |
| 2010-11 | Lake Superior St | CCHA | 38 | 6 | 14 | 20 | 12 | -5 | 2 | 1 | 0 | -- | -- | -- | -- | -- | -- |
| 2011-12 | Lake Superior St | CCHA | 40 | 11 | 10 | 21 | 12 | -1 | 6 | 0 | 2 | -- | -- | -- | -- | -- | -- |
| | Providence | AHL | 9 | 1 | 2 | 3 | 2 | -4 | 1 | 0 | 1 | 10 | -- | -- | -- | -- | -- |
| 2012-13 | Providence | AHL | 48 | 2 | 14 | 16 | 19 | 4 | 0 | 0 | 1 | 88 | 4 | 0 | 0 | 0 | 2 |
| 2013-14 | Boston | NHL | 2 | 0 | 0 | 0 | 0 | 0 | 0 | 0 | 0 | 4 | -- | -- | -- | -- | -- |
| | Providence | AHL | 53 | 8 | 16 | 24 | 21 | 13 | 3 | 0 | 2 | 104 | 8 | 0 | 4 | 4 | 14 |
| 2014-15 | Boston | NHL | 27 | 1 | 4 | 5 | 0 | -2 | 0 | 0 | 1 | 46 | -- | -- | -- | -- | -- |
| | Providence | AHL | 40 | 2 | 11 | 13 | 27 | -9 | 1 | 0 | 0 | 68 | 5 | 1 | 0 | 1 | 2 |
| 2015-16 | Boston | NHL | 38 | 2 | 5 | 7 | 22 | 3 | 0 | 0 | 0 | 60 | -- | -- | -- | -- | -- |
| 2016-17 | Ontario | AHL | 9 | 0 | 2 | 2 | 26 | 2 | 0 | 0 | 0 | 8 | -- | -- | -- | -- | -- |
| 2017-18 | PITTSBURGH | NHL | 3 | 0 | 0 | 0 | 0 | -3 | 0 | 0 | 0 | 6 | -- | -- | -- | -- | -- |
| | Wilkes-Barre | AHL | 49 | 7 | 10 | 17 | 25 | 24 | 1 | 0 | 1 | 113 | 3 | 0 | 1 | 1 | 0 |
| NHL TOTALS | | | 70 | 3 | 9 | 12 | 22 | -2 | 0 | 0 | 1 | 116 | -- | -- | -- | -- | -- |
| PIT/NHL TOTALS | | | 3 | 0 | 0 | 0 | 0 | -3 | 0 | 0 | 0 | 6 | -- | -- | -- | -- | -- |

0 GOAL STREAK
LAST: N/A

0 ASSIST STREAK
LAST: N/A

2 POINT STREAK
LAST: 02.13.16-02.14.16 (1G-1A)



GARRETT WILSON

F

PRONOUNCED WIHL-suhn, GAIR-reht

SIGNED Through 2018-19 Season

DOB 3/16/91 **BIRTHPLACE** Barrie, ON

10

| | | |
|---------------|-----------|-----------|
| SHOOTS | HT | WT |
| Left | 6-2 | 199 |

ACQUIRED

Signed as an unrestricted free agent on July 1, 2016.

PANTHER

Appeared in career-high 29 games and 6 postseason contests for Florida in 2015-16. Notched 1st career NHL point (assist) on Alex Petrovic's game-winning goal in Game 4 against the NY Islanders in the First Round.

344

Career AHL games played for Portland, San Antonio and WBS, posting 76 goals, 91 assists, 167 points, 19 power-play goals and 10 game-winning goals.

LEADER

Served as alternate captain for 2 seasons with Portland of the American Hockey League in 2014-16.

19

Goals scored in 38 games with Cincinnati of the ECHL in 2012-13. Played 2 seasons with the Cyclones (2011-13).



4th

Round selection (107th overall) in the 2009 NHL Draft by Florida.

ALL-STAR

Named First-Team OHL All-Star in 2010-11 after notching career highs with 40 goals, 46 assists and 86 points with Owen Sound.

184

Career points in 191 games over 4 OHL seasons with Windsor and Owen Sound from 2007-11. Totaled 94 goals, 90 assists and 240 penalty minutes.

CHAMPS

Helped lead the Owen Sound to the Ontario Hockey League title and Memorial Cup berth in 2011 after posting 11 goals and 21 points in 22 postseason contests.

CAREER HIGHS

0 GOALS IN A GAME
LAST: N/A

0 ASSISTS IN A GAME
LAST: N/A

0 POINTS IN A GAME
LAST: N/A

SHOTS ON GOAL

2

LAST: (6 times), 03.24.16 at BOS

PENALTY MINUTES

5

LAST: (2 times), 03.15.16 at MTL

CAREER STATISTICS

| YEAR | TEAM | LEAGUE | REGULAR SEASON | | | | | | | | | | | PLAYOFFS | | | | |
|--------------------------|----------------|------------|----------------|----------|----------|----------|-----------|-----------|----------|----------|----------|-----------|----------|----------|----------|----------|----------|--|
| | | | GP | G | A | PTS | PIM | +/- | PP | SH | GW | S | GP | G | A | PTS | PIM | |
| 2007-08 | Windsor | OHL | 7 | 1 | 0 | 1 | 2 | 1 | 0 | 0 | 2 | -- | 3 | 0 | 0 | 0 | 0 | |
| 2008-09 | Owen Sound | OHL | 53 | 17 | 18 | 35 | 44 | -7 | 2 | 1 | 6 | -- | 4 | 1 | 3 | 4 | 7 | |
| 2009-10 | Owen Sound | OHL | 65 | 36 | 26 | 62 | 80 | 4 | 11 | 2 | 6 | -- | -- | -- | -- | -- | | |
| 2010-11 | Owen Sound | OHL | 66 | 40 | 46 | 86 | 114 | 33 | 19 | 2 | -- | -- | 22 | 11 | 10 | 21 | 28 | |
| | Owen Sound | M-Cup | 3 | 1 | 0 | 1 | 6 | -2 | -- | -- | -- | -- | -- | -- | -- | -- | | |
| 2011-12 | San Antonio | AHL | 11 | 1 | 0 | 1 | 2 | -4 | 1 | 0 | 0 | 15 | -- | -- | -- | -- | -- | |
| | Cincinnati | ECHL | 63 | 17 | 18 | 35 | 50 | -8 | 5 | 1 | -- | 183 | -- | -- | -- | -- | -- | |
| 2012-13 | San Antonio | AHL | 26 | 3 | 2 | 5 | 19 | -1 | 0 | 0 | 1 | 25 | -- | -- | -- | -- | -- | |
| | Cincinnati | ECHL | 38 | 19 | 10 | 29 | 56 | 4 | 7 | 0 | -- | 108 | 15 | 4 | 1 | 5 | 17 | |
| 2013-14 | Florida | NHL | 3 | 0 | 0 | 0 | 0 | -1 | 0 | 0 | 0 | 4 | -- | -- | -- | -- | -- | |
| | San Antonio | AHL | 71 | 14 | 16 | 30 | 58 | -8 | 3 | 0 | 1 | 137 | -- | -- | -- | -- | -- | |
| 2014-15 | Florida | NHL | 2 | 0 | 0 | 0 | 0 | -2 | 0 | 0 | 0 | 5 | -- | -- | -- | -- | -- | |
| | San Antonio | AHL | 71 | 23 | 15 | 38 | 80 | 4 | 8 | 0 | 2 | 200 | 3 | 0 | 2 | 2 | 2 | |
| 2015-16 | Florida | NHL | 29 | 0 | 0 | 0 | 24 | -3 | 0 | 0 | 0 | 28 | 6 | 0 | 1 | 1 | 4 | |
| | Portland | AHL | 37 | 7 | 13 | 20 | 55 | 3 | 1 | 1 | 2 | 74 | -- | -- | -- | -- | -- | |
| 2016-17 | Wilkes-Barre | AHL | 59 | 11 | 20 | 31 | 83 | 16 | 2 | 0 | 2 | 125 | 5 | 0 | 2 | 2 | 0 | |
| 2017-18 | Wilkes-Barre | AHL | 69 | 17 | 25 | 42 | 139 | 11 | 4 | 0 | 2 | 143 | 3 | 0 | 1 | 1 | 22 | |
| NHL TOTALS | | | 34 | 0 | 0 | 0 | 24 | -6 | 0 | 0 | 0 | 37 | 6 | 0 | 1 | 1 | 4 | |
| PITTSBURGH TOTALS | | | -- | -- | -- | -- | -- | -- | -- | -- | -- | -- | -- | -- | -- | -- | -- | |

0 GOAL STREAK
LAST: N/A

0 ASSIST STREAK
LAST: N/A

0 POINT STREAK
LAST: N/A


ANTHONY ANGELLO

C

PRONOUNCED AN-juh-lo, AN-thuh-nee

SIGNED Through 2019-20 Season

DOB 3/6/96

BIRTHPLACE Albany, NY


2017-18 SEASON

- Made pro debut with Wilkes-Barre/Scranton of the American Hockey League, appearing in 2 regular-season games. Followed that with 2 playoff appearances, which included a 2-goal game against Charlotte on April 26.
- Completed 3rd year of collegiate hockey at Cornell.
- Set career highs across the board in goals (13), assists (13), points (26) and plus-minus (+16). His 13 goals and 26 points both led the club.

CAREER/PERSONAL

- Saw action in 2 regular-season and 2 postseason games for Wilkes-Barre/Scranton of the American Hockey League.
- Played 3 seasons of college hockey with Cornell of the ECAC from 2015-18.
- Totaled 102 games, 36 goals, 34 assists, 70 points and a plus-31 during 3-year collegiate career at Cornell.
- Scored team-leading 11 goals in freshman campaign in 2015-16. Became 1st freshman since 2006-07 (Colin Greening) to lead team in goals as a freshman.
- Played 2 years for Omaha of the United States Hockey League from 2013-15.
- Tallied 30 goals and 56 points with Omaha Lancers of USHL during 2-year stint.
- Won gold medal at 2014 Junior A World Challenge with Team USA, posting 3 assists and 5 points.
- Named All-State First Team selection in 2013 after averaging 4 points per game with Fayetteville-Manlius High School.
- Named USHL Scholar Athlete (2013-14) and member of National Honor Society and Science Honor Society.

| SHOOTS | HT | WT |
|--------|-----|-----|
| Right | 6-5 | 210 |


ACQUIRED

Drafted by Penguins in 5th round (145th overall) of the 2014 NHL Draft.

CAREER STATISTICS

| YEAR | TEAM | LEAGUE | REGULAR SEASON | | | | | | | | | | PLAYOFFS | | | | |
|---------|----------------------|---------|----------------|----|----|-----|-----|-----|----|----|----|-----|----------|----|----|-----|-----|
| | | | GP | G | A | PTS | PIM | +/- | PP | SH | GW | S | GP | G | A | PTS | PIM |
| 2011-12 | Syracuse | EMJHL | 36 | 11 | 21 | 32 | 18 | -- | -- | -- | -- | -- | 4 | 0 | 1 | 1 | 4 |
| | Fayetteville-Manlius | USHS | 18 | 32 | 31 | 63 | -- | -- | -- | -- | -- | -- | 1 | 1 | 2 | 3 | -- |
| 2012-13 | Syracuse | EMJHL | 40 | 31 | 29 | 60 | 60 | -- | -- | -- | -- | -- | 3 | 1 | 3 | 4 | 2 |
| | Fayetteville-Manlius | USHS | 16 | 34 | 31 | 65 | 40 | -- | -- | -- | -- | -- | -- | -- | -- | -- | -- |
| 2013-14 | Omaha | USHL | 58 | 11 | 10 | 21 | 85 | -10 | 1 | 0 | 1 | 75 | 4 | 0 | 1 | 1 | 4 |
| 2014-15 | Omaha | USHL | 56 | 19 | 16 | 35 | 90 | 9 | 3 | 2 | 2 | 110 | 3 | 1 | 1 | 2 | 4 |
| | United States | WJAC-19 | 4 | 2 | 3 | 5 | 0 | -- | -- | -- | -- | -- | -- | -- | -- | -- | -- |
| 2015-16 | Cornell | ECAC | 34 | 11 | 13 | 24 | 26 | 9 | 3 | 0 | 3 | 70 | -- | -- | -- | -- | -- |
| 2016-17 | Cornell | ECAC | 35 | 12 | 8 | 20 | 51 | 6 | 2 | 0 | 2 | 79 | -- | -- | -- | -- | -- |
| 2017-18 | Cornell | ECAC | 33 | 13 | 13 | 26 | 42 | 16 | 2 | 0 | 5 | 77 | -- | -- | -- | -- | -- |
| | Wilkes-Barre | AHL | 2 | 0 | 0 | 0 | 0 | 0 | 0 | 0 | 0 | 4 | 2 | 2 | 0 | 2 | 2 |

DANE BIRKS

D**PRONOUNCED** BUHRKS, DAYN**SIGNED** Through 2019-20 Season**DOB** 8/29/95 **BIRTHPLACE** Merritt, BC

2017-18 SEASON

- Made pro hockey debut with 1 appearance for Wilkes-Barre/Scranton of the American Hockey League.
- Finished senior season of college hockey with Michigan Tech of the WCHA. Posted career highs across the board in goals (5), assists (13) and points (18).

CAREER/PERSONAL

- Played 4 years of collegiate hockey with Michigan Tech of the WCHA from 2014-18.
- Posted 7 goals, 23 assists, 30 points and a plus-27 in 117 career contests for Michigan Tech.
- Played 2 seasons for hometown Merritt Centennials of the British Columbia Hockey League (BCHL).
- Named Merritt Defenseman of the Year in 2013-14 and team's Rookie of the Year in 2012-13.
- Tallied 9 goals, 32 assists and 41 points in 102 career games with Merritt.
- Grandfather, Doug, attended spring training for the Chicago Cubs of Major League Baseball.

| SHOOTS | HT | WT |
|--------|-----|-----|
| Right | 6-2 | 200 |

ACQUIRED

Drafted by Penguins in 6th round (164th overall) of 2013 NHL Draft.

CAREER STATISTICS

| YEAR | TEAM | LEAGUE | REGULAR SEASON | | | | | | | | | | PLAYOFFS | | | | |
|----------------|----------------|---------|----------------|----|----|-----|-----|-----|----|----|----|----|----------|----|----|-----|-----|
| | | | GP | G | A | PTS | PIM | +/- | PP | SH | GW | S | GP | G | A | PTS | PIM |
| 2011-12 | Creston Valley | KIJHL | 47 | 3 | 21 | 24 | 72 | -- | -- | -- | -- | -- | 6 | 0 | 1 | 1 | 20 |
| | Trail | BCHL | 10 | 0 | 0 | 0 | 12 | -- | -- | -- | -- | -- | -- | -- | -- | -- | -- |
| 2012-13 | Merritt | BCHL | 52 | 5 | 15 | 20 | 28 | 0 | 3 | 0 | 1 | -- | 5 | 0 | 1 | 1 | 6 |
| 2013-14 | Merritt | BCHL | 50 | 4 | 17 | 21 | 57 | 0 | 2 | 0 | 0 | -- | 1 | 0 | 0 | 0 | 0 |
| | Canada West | WJAC-19 | 4 | 0 | 2 | 2 | 4 | -- | 0 | 0 | 0 | -- | -- | -- | -- | -- | -- |
| 2014-15 | Michigan Tech | WCHA | -- | -- | -- | -- | -- | -- | -- | -- | -- | -- | -- | -- | -- | -- | -- |
| 2015-16 | Michigan Tech | WCHA | 31 | 0 | 3 | 3 | 16 | 5 | 0 | 0 | 0 | 18 | -- | -- | -- | -- | -- |
| 2016-17 | Michigan Tech | WCHA | 42 | 2 | 7 | 9 | 26 | 12 | 0 | 1 | 1 | 25 | -- | -- | -- | -- | -- |
| 2017-18 | Michigan Tech | WCHA | 44 | 5 | 13 | 18 | 26 | 10 | 3 | 0 | 0 | 57 | -- | -- | -- | -- | -- |
| | Wilkes-Barre | AHL | 1 | 0 | 0 | 0 | 0 | 1 | 0 | 0 | 0 | 1 | -- | -- | -- | -- | -- |


THOMAS DI PAULI

C

PRONOUNCED DEE-paw-LEE, TAW-muhs

SIGNED Through 2018-19 Season

DOB 4/29/94 **BIRTHPLACE** Caldaro, Italy



| SHOOTS | HT | WT |
|--------|------|-----|
| Left | 5-11 | 188 |

ACQUIRED

Signed as a free agent on August 19, 2016.

2017-18 SEASON

- Completed 1st full season of pro hockey with Wilkes-Barre/Scranton of the American Hockey League.
- Set career highs across the board in games played (58), goals (12), assists (8) and points (20).

CAREER/PERSONAL

- Played 2 seasons of pro hockey with Wilkes-Barre/Scranton of the American Hockey League.
- Played 4 seasons of collegiate hockey for Notre Dame from 2012-16. Totaled 30 goals, 48 assists and 78 points in 145 career games for the Fighting Irish.
- Played in the longest game in NCAA Division I men's ice hockey history in a 5-overtime affair against UMass on March 7, 2015. The game lasted 151:42 minutes and took 5 hours, 55 minutes to play. UMass prevailed, 4-3.
- Originally drafted by Washington in the 4th round (100th overall) of the 2012 NHL Draft at PPG Paints Arena.
- Was selected to the 2014 U.S. World Junior National Team where he recorded 3 assists in 5 games.
- Represented the United States at the 2012 World Under-18 Junior Championship, where he helped lead America to gold. Won a silver medal with the United States at the Under-17 World Hockey Challenge.
- 2-time invitee to the U.S. National Junior Evaluation Camp in Lake Placid, New York (2012 and '13).
- Spent 2 seasons with U.S. National Team Developmental Program in Ann Arbor, Michigan.
- Moved to Downers Grove, Illinois at the age of 12 to play AAA hockey for the Chicago Mission, along with his brother Theo. Moved from Italy with his brother, sister, Sandra, and mother Christina. His father, Alexander, remained in Italy but visited when he could.
- Speaks 4 languages – English, Italian, Spanish and German. Though he grew up in northern Italy, the city of Caldaro's main language is German due to its close proximity to the Austrian border.

CAREER STATISTICS

| YEAR | TEAM | LEAGUE | REGULAR SEASON | | | | | | | | | | PLAYOFFS | | | | |
|---------|---------------|--------|----------------|----|----|-----|-----|-----|----|----|----|-----|----------|----|----|-----|-----|
| | | | GP | G | A | PTS | PIM | +/- | PP | SH | GW | S | GP | G | A | PTS | PIM |
| 2010-11 | United States | USHL | 32 | 4 | 11 | 15 | 16 | -1 | 2 | 0 | 0 | 48 | 2 | 0 | 1 | 1 | 0 |
| | United States | U-17 | 17 | 4 | 9 | 12 | 10 | -- | -- | -- | -- | -- | -- | -- | -- | -- | |
| 2011-12 | United States | USHL | 21 | 6 | 5 | 11 | 6 | 11 | 0 | 1 | 1 | 41 | -- | -- | -- | -- | -- |
| | United States | U-18 | 34 | 5 | 5 | 10 | 16 | -- | -- | -- | -- | -- | -- | -- | -- | -- | |
| | United States | WJC-18 | 6 | 1 | 0 | 1 | 0 | 0 | 0 | 0 | 0 | -- | -- | -- | -- | -- | |
| 2012-13 | Notre Dame | H-East | 41 | 5 | 7 | 12 | 31 | 8 | 0 | 0 | 1 | 74 | -- | -- | -- | -- | -- |
| 2013-14 | Notre Dame | H-East | 26 | 3 | 2 | 5 | 12 | 0 | 0 | 0 | 1 | 41 | -- | -- | -- | -- | -- |
| | United States | WJC | 5 | 0 | 3 | 3 | 2 | 2 | 0 | 0 | 0 | 5 | -- | -- | -- | -- | -- |
| 2014-15 | Notre Dame | H-East | 41 | 8 | 21 | 29 | 24 | 8 | 3 | 0 | 3 | 90 | -- | -- | -- | -- | -- |
| 2015-16 | Notre Dame | H-East | 37 | 14 | 18 | 32 | 16 | 13 | 3 | 0 | 2 | 135 | -- | -- | -- | -- | -- |
| 2016-17 | Wilkes-Barre | AHL | 21 | 2 | 0 | 2 | 20 | 0 | 0 | 0 | 0 | 22 | -- | -- | -- | -- | -- |
| 2017-18 | Wilkes-Barre | AHL | 58 | 12 | 8 | 20 | 38 | -1 | 1 | 1 | 3 | 105 | -- | -- | -- | -- | -- |

RYAN HAGGERTY


F

PRONOUNCED HAHG-uhr-tee, RIGH-uhn

SIGNED Through 2019-20 Season

DOB 3/4/93

BIRTHPLACE Stamford, CT



2017-18 SEASON

- Completed his 4th season of hockey in the American Hockey League.
- Set career highs across the board in goals (16), assists (21), points (37) and plus-minus (+20) with Wilkes-Barre/Scranton.
- Accomplished personal career numbers despite appearing in only 47 games.

CAREER/PERSONAL

- Played 4 seasons of pro hockey in the American Hockey League with Hartford, Rockford and Wilkes-Barre/Scranton from 2014-18.
- Amassed 51 goals, 106 points, a plus-29 and 119 penalty minutes in 217 career NHL contests.
- Appeared in 3 seasons of collegiate hockey with RPI from 2011-14.
- Named Second-Team All-American and First-Team All-ECAC during 2013-14 campaign after setting career highs in goals (28), assists (15) and points (43) in 35 contests.
- His 28 goals in 2013-14 ranked 4th in the NCAA, trailing only Johnny Gaudreau (36), Cody Wydo (31) and Josh Archibald (29).
- Played 2 seasons with the United States National Team Development Program from 2009-11.
- Helped the USA capture gold in the 2011 Under-18 World Junior Championship after scoring 2 goals in 6 games.
- Father, Roger, played 4 seasons of minor-league baseball in the Boston Red Sox system from 1986-89.

| SHOOTS | HT | WT |
|--------|-----|-----|
| Right | 6-0 | 201 |

ACQUIRED

Signed as a free agent on Sept. 25, 2018.

CAREER STATISTICS

| YEAR | TEAM | LEAGUE | REGULAR SEASON | | | | | | | | | | PLAYOFFS | | | | | |
|---------|---------------|--------|----------------|----|----|-----|-----|-----|----|----|----|-----|----------|----|----|-----|-----|----|
| | | | GP | G | A | PTS | PIM | +/- | PP | SH | GW | S | GP | G | A | PTS | PIM | |
| 2009-10 | USA-18 | USHL | 3 | 3 | 0 | 0 | 0 | 0 | 0 | -- | -- | -- | -- | -- | -- | -- | -- | -- |
| | USA-17 | USHL | 34 | 34 | 5 | 11 | 38 | -23 | -- | -- | -- | -- | -- | -- | -- | -- | -- | -- |
| 2010-11 | United States | USHL | 23 | 23 | 7 | 15 | 9 | 7 | -- | -- | -- | -- | -- | -- | -- | -- | -- | -- |
| | United States | WJ-18 | 6 | 2 | 0 | 2 | 0 | -- | -- | -- | -- | -- | -- | -- | -- | -- | -- | -- |
| 2011-12 | R.P.I. | ECAC | 35 | 7 | 8 | 15 | 30 | -- | -- | -- | -- | -- | -- | -- | -- | -- | -- | -- |
| 2012-13 | R.P.I. | ECAC | 36 | 12 | 14 | 26 | 30 | -- | -- | -- | -- | -- | -- | -- | -- | -- | -- | -- |
| 2013-14 | R.P.I. | ECAC | 35 | 28 | 15 | 43 | 42 | -- | -- | -- | -- | -- | -- | -- | -- | -- | -- | -- |
| 2014-15 | Hartford | AHL | 76 | 15 | 18 | 33 | 34 | -1 | 7 | 0 | 4 | 161 | 14 | 2 | 4 | 6 | 4 | |
| 2015-16 | Rockford | AHL | 36 | 9 | 4 | 13 | 17 | 2 | 1 | 0 | 3 | 80 | 1 | 0 | 0 | 0 | 0 | |
| 2016-17 | Wilkes-Barre | AHL | 58 | 11 | 12 | 23 | 46 | 8 | 0 | 0 | 2 | 103 | 4 | 0 | 0 | 0 | 2 | |
| 2017-18 | Wilkes-Barre | AHL | 47 | 16 | 21 | 37 | 22 | 20 | 0 | 0 | 3 | 108 | 2 | 0 | 0 | 0 | 0 | |


ADAM JOHNSON

F

PRONOUNCED JAWN-suhn, A-duhm

SIGNED Through 2018-19 Season

DOB 6/22/94 **BIRTHPLACE** Hibbing, MN



2017-18 SEASON

- Completed 1st season of pro hockey with Wilkes-Barre/Scranton of the American Hockey League.
- Hit double digits in goals (11) and eclipsed the 30-point mark.

CAREER/PERSONAL

- Played 1 season of pro hockey with Wilkes-Barre/Scranton of the American Hockey League.
- Attended Penguins 2017 prospect development camp before signing with team.
- Played 2 seasons of college hockey with Minnesota-Duluth.
- Posted 24 goals and 55 points in 81 career college contests.
- Set collegiate career highs across the board in games played (42), goals (18), assists (19), points (37), power-play goals (7) and game-winning goals (5) during 2016-17 season. His 18 goals and 19 assists both ranked 2nd on the club.
- Helped Bulldogs earn a berth in the NCAA Frozen Four after scoring overtime, power-play tally to defeat Boston University, 3-2. Minnesota-Duluth advanced to the NCAA championship, eventually falling to Denver, 3-2.
- Father, Davey, and uncle, Gary DeGrio, both played 4 years of college hockey with Minnesota-Duluth. Davey was captain during senior campaign in 1980-81.
- Logged 2-plus seasons in the United States Hockey League with Indiana and Sioux City.
- Finished 2nd in the USHL in scoring in 2014-15 with 71 points (31G-40A). Named All-USHL First Team.
- Finalist for Minnesota Mr. Hockey Award in 2012-13 while playing high school hockey in Hibbing, MN.
- Also a 6-time letterman in tennis at Hibbing High School.

| SHOOTS | HT | WT |
|--------|-----|-----|
| Left | 6-0 | 174 |

ACQUIRED

Signed as free agent on July 6, 2017.

CAREER STATISTICS

| YEAR | TEAM | LEAGUE | REGULAR SEASON | | | | | | | | | | PLAYOFFS | | | | | |
|---------|--------------|--------|----------------|----|----|-----|-----|-----|----|----|----|-----|----------|----|----|-----|-----|----|
| | | | GP | G | A | PTS | PIM | +/- | PP | SH | GW | S | GP | G | A | PTS | PIM | |
| 2012-13 | Indiana | USHL | 6 | 0 | 2 | 2 | 0 | 0 | 0 | 0 | 0 | 0 | 6 | -- | -- | -- | -- | -- |
| 2013-14 | Sioux City | USHL | 56 | 15 | 31 | 46 | 25 | 21 | 0 | 1 | 1 | 124 | 8 | 4 | 3 | 7 | 6 | |
| 2014-15 | Sioux City | USHL | 59 | 31 | 40 | 71 | 24 | 25 | 3 | 6 | 7 | 222 | 5 | 1 | 2 | 3 | 2 | |
| 2015-16 | Minn.-Duluth | NCHC | 39 | 6 | 12 | 18 | 8 | -3 | 2 | 0 | 0 | 95 | -- | -- | -- | -- | -- | |
| 2016-17 | Minn.-Duluth | NCHC | 42 | 18 | 19 | 37 | 18 | 5 | 7 | 0 | 5 | 133 | -- | -- | -- | -- | -- | |
| 2017-18 | Wilkes-Barre | AHL | 70 | 11 | 20 | 31 | 16 | 5 | 3 | 1 | 1 | 119 | 3 | 1 | 0 | 1 | 0 | |

SAM LAFFERTY


C

PRONOUNCED LAF-uhr-tee, SAM

SIGNED Through 2019-20 Season

DOB 3/6/95

BIRTHPLACE Hollidaysburg, PA



2017-18 SEASON

- Made pro hockey debut, appearing in 9 games for Wilkes-Barre/Scranton of the American Hockey League.
- Completed senior campaign with Brown University of the ECAC.
- Named Second Team All-Ivy after leading club with 14 assists and 22 points.
- Earned ECAC Player of the Week after notching a hat trick and 4-point game against Harvard on Feb. 23.

CAREER/PERSONAL

- Played 4 collegiate seasons with Brown University of ECAC.
- 2-time Second Team All-Ivy (2016-17, '17-18). Led the Bears in scoring in both seasons with 35 and 22 points respectively.
- Totaled 29 goals, 50 assists and 79 points in 124 career games with Brown.
- Served as alternate captain for Brown during junior and senior seasons.
- Played 3 years of high school prep hockey for Deerfield Academy in Massachusetts.
- Named to the 2013-14 All-New England Team after posting 55 points (21G-34A) for Deerfield.
- Graduated Cum Laude for Deerfield.

| SHOOTS | HT | WT |
|--------|-----|-----|
| Right | 6-1 | 184 |

ACQUIRED

Drafted by Penguins in 4th round (113th overall) of 2014 NHL Draft.

CAREER STATISTICS

| YEAR | TEAM | LEAGUE | REGULAR SEASON | | | | | | | | | | PLAYOFFS | | | | | |
|---------|--------------|--------|----------------|----|----|-----|-----|-----|----|----|----|----|----------|----|----|-----|-----|----|
| | | | GP | G | A | PTS | PIM | +/- | PP | SH | GW | S | GP | G | A | PTS | PIM | |
| 2011-12 | Deerfield | USHS | 25 | 8 | 8 | 16 | -- | -- | -- | -- | -- | -- | -- | -- | -- | -- | -- | -- |
| 2012-13 | Deerfield | USHS | 24 | 9 | 15 | 24 | -- | -- | -- | -- | -- | -- | -- | -- | -- | -- | -- | -- |
| 2013-14 | Boston | Minor | 11 | 2 | 9 | 11 | 2 | -- | -- | -- | -- | -- | -- | -- | -- | -- | -- | -- |
| | Deerfield | USHS | 25 | 21 | 34 | 55 | -- | -- | -- | -- | -- | -- | -- | -- | -- | -- | -- | -- |
| 2014-15 | Brown | ECAC | 31 | 4 | 8 | 12 | 16 | -9 | 0 | 0 | 1 | 41 | -- | -- | -- | -- | -- | -- |
| 2015-16 | Brown | ECAC | 31 | 4 | 6 | 10 | 4 | -7 | 1 | 0 | 1 | 52 | -- | -- | -- | -- | -- | -- |
| 2016-17 | Brown | ECAC | 31 | 13 | 22 | 35 | 32 | -2 | 0 | 2 | 0 | 83 | -- | -- | -- | -- | -- | -- |
| 2017-18 | Brown | ECAC | 31 | 8 | 14 | 22 | 34 | -9 | 4 | 0 | 2 | 93 | -- | -- | -- | -- | -- | -- |
| | Wilkes-Barre | AHL | 9 | 1 | 2 | 3 | 4 | 0 | 0 | 0 | 0 | 10 | -- | -- | -- | -- | -- | -- |


SAM MILETIC

F

PRONOUNCED MILL-a-tick, SAM

SIGNED Through 2019-20

DOB 5/4/97

BIRTHPLACE Bloomfield Hills, MI


| SHOOTS | HT | WT |
|--------|-----|-----|
| Left | 6-0 | 197 |

ACQUIRED

Signed as a free agent on Sept. 25, 2017.

2017-18 SEASON

- Completed his 3rd season in the Ontario Hockey League, split between London and Niagara.
- Finished 6th in the OHL in scoring with 92 points (36G-56A).
- Named to OHL Second All-Star Team and ranked 3rd in Overage Player of the Year voting.
- Named OHL Player of the Month (January) after posting 25 points (12G-13A) in 13 games.

CAREER/PERSONAL


- Earned pro contract after attending Pittsburgh's development camp in 2017.
- Has played 3 seasons in the Ontario Hockey League with London and Niagara from 2015-18.
- Collected 76 goals, 161 points and a plus-61 in 163 career OHL contests.
- Posted back-to-back 30-goal seasons in 2016-17 (37) and '17-18 (36) in the OHL.
- Played 1 season with Green Bay of the USHL, notching 27 points.
- Appeared in the 2015 USHL/NHL Top Prospects Game, scoring 1 goal.
- Played at prestigious Cranbrook-Kingswood Upper School (Michigan) for 3 seasons, registering 127 points (59G-68A) in 62 games (2.05 points per game).
- Tallied 36 goals and 79 points in 26 games (3.04 points per game) during senior campaign with Cranbrook-Kingswood.
- Won a gold medal at the Five Nations Tournament in 2013-14.

CAREER STATISTICS

| YEAR | TEAM | LEAGUE | REGULAR SEASON | | | | | | | | | | PLAYOFFS | | | | | |
|---------|---------------|--------|----------------|----|----|-----|-----|-----|----|----|----|-----|----------|----|----|-----|-----|----|
| | | | GP | G | A | PTS | PIM | +/- | PP | SH | GW | S | GP | G | A | PTS | PIM | |
| 2011-12 | Cranbrook | USHS | 25 | 13 | 15 | 28 | 0 | -- | -- | -- | -- | -- | -- | -- | -- | -- | -- | -- |
| 2012-13 | Cranbrook | USHS | 11 | 10 | 10 | 20 | 4 | -- | -- | -- | -- | -- | -- | -- | -- | -- | -- | -- |
| 2013-14 | Cranbrook | USHS | 26 | 36 | 43 | 79 | 28 | -- | -- | -- | -- | -- | -- | -- | -- | -- | -- | -- |
| | United States | 5N | 5 | 2 | 2 | 4 | -- | -- | -- | -- | -- | -- | -- | -- | -- | -- | -- | -- |
| 2014-15 | Green Bay | USHL | 58 | 12 | 15 | 27 | 20 | -15 | 3 | 1 | 2 | 104 | -- | -- | -- | -- | -- | |
| 2015-16 | London | OHL | 35 | 3 | 11 | 14 | 13 | 6 | 0 | 0 | 1 | 49 | -- | -- | -- | -- | -- | |
| 2016-17 | London | OHL | 65 | 37 | 18 | 55 | 23 | 31 | 10 | 2 | 8 | 205 | 12 | 0 | 1 | 1 | 2 | |
| 2017-18 | London | OHL | 35 | 16 | 38 | 54 | 12 | 21 | 2 | 2 | 2 | 132 | -- | -- | -- | -- | -- | |
| | Niagara | OHL | 28 | 20 | 18 | 38 | 12 | 3 | 6 | 0 | 2 | 113 | 10 | 4 | 8 | 12 | 8 | |

JOHN MUSE

G

PRONOUNCED MYOOZ, JAWN**SIGNED** Through 2018-19 Season**DOB** 8/1/88 **BIRTHPLACE** East Falmouth, MA

| CATCHES | HT | WT |
|---------|------|-----|
| Left | 5-11 | 185 |

ACQUIRED

Signed as a free agent on July 1, 2018.

2017-18 SEASON

- Split the season between Lehigh Valley of the American Hockey League and Reading of the ECHL.
- Posted a .919 save percentage for Lehigh Valley and .931 with Reading.

CAREER/PERSONAL


- Played 7-plus pro seasons in the American Hockey League (Portland, Charlotte, Texas, Rochester, Lehigh Valley) and the ECHL (Florida, Fort Wayne, Elmira and Reading).
- Played in 174 career AHL games going 87-59-7 with a 2.64 goals-against average, .915 save percentage and 9 shutouts.
- Is the Charlotte Checkers' franchise all-time leader in wins (63) and games played (125).
- Appeared in 79 career games in the ECHL, posting a 46-21-12 record with a 2.72 goals-against average and .914 save percentage.
- Led Florida to 2012 Kelly Cup championship while being selected as the Kelly Cup playoffs Most Valuable Player. Went 11-2 with 1.78 GAA and .939 save percentage in the title run.
- Played 4 seasons of college hockey with Boston College of Hockey East from 2007-11.
- Won 2 NCAA National championships (2008, '10) with Boston College, and 3 Beanpot championships (2008, '10-11). Collegiate teammate of Brian Dumoulin.
- Posted a shutout in NCAA Tournament Championship Game (5-0 vs. Wisconsin) on April 10, 2010.

CAREER STATISTICS

| YEAR | TEAM | LEAGUE | REGULAR SEASON | | | | | | | | PLAYOFFS | | | | | | | |
|----------------|----------------|--------|----------------|----|----|-----|------|-----|----|------|----------|----|------|-----|----|----|------|------|
| | | | GP | W | L | OTL | MIN | GA | SO | GAA | SV% | GP | W-L | MIN | GA | SO | GAA | SV% |
| 2007-08 | Boston College | HE | 44 | 25 | 11 | 8 | 2725 | 100 | 3 | 2.20 | .921 | -- | -- | -- | -- | -- | -- | -- |
| 2008-09 | Boston College | HE | 37 | 18 | 14 | 5 | 2248 | 102 | 3 | 2.72 | .904 | -- | -- | -- | -- | -- | -- | -- |
| 2009-10 | Boston College | HE | 29 | 19 | 8 | 2 | 1724 | 69 | 2 | 2.40 | .910 | -- | -- | -- | -- | -- | -- | -- |
| 2010-11 | Boston College | HE | 34 | 27 | 6 | 1 | 1954 | 75 | 4 | 2.30 | .920 | -- | -- | -- | -- | -- | -- | -- |
| | Portland | AHL | 1 | 1 | 0 | 0 | 65 | 2 | 0 | 1.85 | .943 | -- | -- | -- | -- | -- | -- | -- |
| 2011-12 | Charlotte | AHL | 15 | 10 | 3 | 0 | 897 | 27 | 2 | 1.81 | .941 | -- | -- | -- | -- | -- | -- | -- |
| | Florida | ECHL | 25 | 16 | 6 | 3 | 1489 | 60 | 1 | 2.42 | .920 | 13 | 11-2 | 776 | 23 | 1 | 1.78 | .939 |
| 2012-13 | Charlotte | AHL | 16 | 7 | 7 | 0 | 912 | 49 | 0 | 3.22 | .891 | 1 | 0-0 | 27 | 1 | 0 | 2.26 | .917 |
| | Florida | ECHL | 21 | 9 | 8 | 4 | 1228 | 75 | 0 | 3.66 | .884 | -- | -- | -- | -- | -- | -- | -- |
| 2013-14 | Charlotte | AHL | 47 | 27 | 18 | 0 | 2657 | 121 | 5 | 2.73 | .915 | -- | -- | -- | -- | -- | -- | -- |
| | Fort Wayne | ECHL | 1 | 0 | 0 | 1 | 65 | 3 | 0 | 2.77 | .857 | -- | -- | -- | -- | -- | -- | -- |
| 2014-15 | Charlotte | AHL | 29 | 10 | 12 | 2 | 1612 | 72 | 0 | 2.68 | .916 | -- | -- | -- | -- | -- | -- | -- |
| 2015-16 | Charlotte | AHL | 18 | 9 | 6 | 1 | 1010 | 35 | 0 | 2.08 | .918 | -- | -- | -- | -- | -- | -- | -- |
| | Texas | AHL | 19 | 9 | 3 | 3 | 893 | 45 | 0 | 3.02 | .904 | -- | -- | -- | -- | -- | -- | -- |
| 2016-17 | Rochester | AHL | 14 | 3 | 8 | 0 | 741 | 38 | 1 | 3.08 | .907 | -- | -- | -- | -- | -- | -- | -- |
| | Elmira | ECHL | 6 | 2 | 2 | 2 | 366 | 17 | 0 | 2.78 | .925 | -- | -- | -- | -- | -- | -- | -- |
| 2017-18 | Lehigh Valley | AHL | 15 | 11 | 2 | 1 | 853 | 35 | 1 | 2.46 | .919 | -- | -- | -- | -- | -- | -- | -- |
| | Reading | ECHL | 26 | 19 | 5 | 2 | 1578 | 59 | 3 | 2.24 | .931 | 4 | 0-4 | 328 | 11 | 0 | 2.02 | .945 |

LINUS OLUND

C

PRONOUNCED OH-luhnd, LIE-nuhs**SIGNED** Through 2020-21 Season**DOB** 6/5/97 **BIRTHPLACE** Gavle, Sweden

2017-18 SEASON

- Joined Wilkes-Barre/Scranton of the American Hockey League during the Calder Cup playoffs, but did not appear in a game.
- Finished 3rd-full season with Brynas IF Gavle of Sweden's top professional league. Posted career highs in goals (t-8), assists (15) and points (23).

CAREER/PERSONAL

- Played in parts of 4 seasons with hometown Brynas IF Gavle of the Swedish Hockey League from 2014-18.
- Posted career highs with 51 games played, 15 assists and 23 points in 2017-18 with Brynas IF.
- Notched 10 points (6G-4A) in 20 playoff games to help Brynas IF reach the Swedish Hockey League championship series in 2017.
- Made pro debut with Brynas IF in Swedish Hockey League at 18 years old in 2014-15.
- Served as captain of Brynas IF U20 club (2015-16), U18 team (2013-14) and U16 squad (2012-13). Also was alternate captain for Sweden at the 2015 World Under-18 Junior Championship.

| SHOOTS | HT | WT |
|--------|------|-----|
| Left | 5-11 | 185 |

ACQUIRED

Drafted by Penguins in 5th round (155th overall) of 2017 NHL Draft.

CAREER STATISTICS

| YEAR | TEAM | LEAGUE | REGULAR SEASON | | | | | | | | | | PLAYOFFS | | | | | |
|---------|-----------------|----------|----------------|----|----|-----|-----|-----|----|----|----|----|----------|----|----|-----|-----|----|
| | | | GP | G | A | PTS | PIM | +/- | PP | SH | GW | S | GP | G | A | PTS | PIM | |
| 2014-15 | Brynas IF Gavle | SWE | 3 | 0 | 0 | 0 | 0 | 0 | -- | -- | -- | -- | -- | -- | -- | -- | -- | -- |
| | Brynas IF Gavle | SWE-Jr. | 41 | 15 | 11 | 26 | 10 | 9 | -- | -- | -- | -- | 4 | 3 | 2 | 5 | 0 | |
| | Sweden | U-18 WJC | 5 | 0 | 5 | 5 | 0 | -- | -- | -- | -- | -- | -- | -- | -- | -- | -- | |
| 2015-16 | Brynas IF Gavle | SWE | 23 | 0 | 1 | 1 | 0 | -5 | -- | -- | -- | -- | 1 | 0 | 0 | 0 | 0 | |
| | Brynas IF Gavle | SWE-Jr. | 27 | 18 | 16 | 34 | 4 | 8 | -- | -- | -- | -- | 4 | 1 | 3 | 4 | 2 | |
| 2016-17 | Brynas IF Gavle | SWE | 39 | 8 | 7 | 15 | 2 | 9 | -- | -- | -- | -- | 20 | 6 | 4 | 10 | 2 | |
| | Brynas IF Gavle | SWE-Jr. | 12 | 8 | 9 | 17 | 12 | 7 | -- | -- | -- | -- | -- | -- | -- | -- | -- | |
| | AIK | Allsv | 2 | 0 | 0 | 0 | 0 | -2 | -- | -- | -- | -- | -- | -- | -- | -- | -- | |
| 2017-18 | Brynas IF Gavle | SWE | 51 | 8 | 15 | 23 | 4 | -3 | -- | -- | -- | -- | 8 | 2 | 3 | 5 | 2 | |


ETHAN PROW

D

PRONOUNCED PROW, EE-thin

SIGNED Through 2018-19 Season

DOB 11/17/92 **BIRTHPLACE** Sauk Rapids, MN



| SHOOTS | HT | WT |
|--------|------|-----|
| Right | 5-11 | 180 |

ACQUIRED

Signed as a free agent on March 29, 2016.

2017-18 SEASON

- Split the season between Wilkes-Barre/Scranton of the American Hockey League and Wheeling of the ECHL.
- Set career highs with WBS in goals (4) and points (17).

CAREER/PERSONAL


- Played 2-plus seasons with Wilkes-Barre/Scranton of the American Hockey League.
- Played in 149 career games for St. Cloud State, registering 99 points (19G-80A), a plus-51 and 24 penalty minutes in 4 years.
- Captained St. Cloud State to a National Collegiate Hockey Conference tournament championship in 2016.
- Was a Hobey Baker Award Finalist as the best college hockey player in the country in 2016-17 after posting 38 points (8G-30A) in senior campaign. His 30 assists and 38 points (8G-30A) were career highs and the most by any NCAA defenseman.
- Received NCHC Player of the Year, Defenseman of the Year, Offensive Defenseman of the Year honors and named an All-NCHC First-Team All-Star in 2016-17.
- Named to 2015 NCAA West Region All-Tournament Team.
- Was named to the All-NCHC Academic Team as both a sophomore and junior.
- Played 2 seasons of junior hockey with Des Moines of the United States Hockey League.
- Earned All-Conference status as a prep hockey player in the Central Lakes Conference (Sauk Rapids-Rice High School).

CAREER STATISTICS

REGULAR SEASON

| YEAR | TEAM | LEAGUE | GP | G | A | PTS | PIM | +/- | PP | SH | GW | S | GP | G | A | PTS | PIM |
|---------|-----------------|--------|----|---|----|-----|-----|-----|----|----|----|----|----|----|----|-----|-----|
| 2010-11 | Des Moines | USHL | 59 | 8 | 14 | 22 | 28 | -8 | 6 | 0 | 0 | 97 | -- | -- | -- | -- | -- |
| 2011-12 | Des Moines | USHL | 56 | 2 | 22 | 24 | 22 | -9 | 2 | 0 | 1 | 87 | -- | -- | -- | -- | -- |
| 2012-13 | St. Cloud State | WCHA | 39 | 3 | 12 | 15 | 2 | 10 | 0 | 0 | 0 | 23 | -- | -- | -- | -- | -- |
| 2013-14 | St. Cloud State | NCHC | 38 | 4 | 19 | 23 | 14 | -- | 1 | 0 | 2 | 42 | -- | -- | -- | -- | -- |
| 2014-15 | St. Cloud State | NCHC | 35 | 4 | 19 | 23 | 6 | -4 | 4 | 0 | 0 | 53 | -- | -- | -- | -- | -- |
| 2015-16 | St. Cloud State | NCHC | 37 | 8 | 30 | 38 | 2 | 29 | 6 | 0 | 0 | 56 | -- | -- | -- | -- | -- |
| | Wilkes-Barre | AHL | 5 | 0 | 1 | 1 | 6 | 1 | 0 | 0 | 0 | 8 | 2 | 0 | 0 | 0 | 0 |
| 2016-17 | Wilkes-Barre | AHL | 59 | 1 | 15 | 16 | 24 | 1 | 0 | 0 | 0 | 71 | 5 | 1 | 0 | 1 | 0 |
| | Wheeling | ECHL | 1 | 0 | 2 | 2 | 0 | -2 | 0 | 0 | 0 | 0 | -- | -- | -- | -- | -- |
| 2017-18 | Wilkes-Barre | AHL | 40 | 4 | 13 | 17 | 16 | 2 | 0 | 0 | 0 | 61 | 1 | 0 | 0 | 0 | 0 |
| | Wheeling | ECHL | 3 | 0 | 0 | 0 | 0 | -2 | 0 | 0 | 0 | 4 | -- | -- | -- | -- | -- |

JEFF TAYLOR

D**PRONOUNCED** TAY-luhr, JEHF**SIGNED** Through 2018-19 Season**DOB** 4/13/94 **BIRTHPLACE** Albany, NY

2017-18 SEASON

- Split year between Wilkes-Barre/Scranton of the American Hockey League and Wheeling of the ECHL.
- Notched 19 points (4G-15A) in 28 games with Wheeling.

CAREER/PERSONAL

- Has played in 1-plus seasons of pro hockey in the American Hockey League (Wilkes-Barre/Scranton) and ECHL (Wheeling).
- Participated in 4 seasons of college hockey with Union from 2013-17.
- Key member of Union's 2014 NCAA national championship team. Assisted on Union's opening goal in the Championship Game.
- Ended college career with 92 points (18G-74A) and a plus-31 in 149 contests.
- Finished senior campaign by setting career highs in goals (9) and points (33) while being named All-ECAC Second Team. Served as alternate captain and helped Union earn a berth in the NCAA Tournament.
- Named All-ECAC Third Team as a sophomore in 2014-15 and ECAC All-Rookie Team in 2013-14.
- Played 1 season with Dubuque of the USHL.
- Played high school hockey at Albany Academy. Helped the Fighting Saints win Clark Cup championship.

| SHOOTS | HT | WT |
|--------|------|-----|
| Left | 5-11 | 181 |

ACQUIRED

Drafted by Penguins in the 7th round (203rd overall) of the 2014 NHL Draft.


CAREER STATISTICS

REGULAR SEASON

PLAYOFFS

| YEAR | TEAM | LEAGUE | GP | G | A | PTS | PIM | +/- | PP | SH | GW | S | GP | G | A | PTS | PIM |
|---------|--------------|--------|----|----|----|-----|-----|-----|----|----|----|-----|----|----|----|-----|-----|
| 2010-11 | Albany Acad. | USHS | 36 | 7 | 28 | 35 | -- | -- | -- | -- | -- | -- | -- | -- | -- | -- | -- |
| 2011-12 | Albany Acad. | USHS | 26 | 10 | 28 | 38 | -- | -- | -- | -- | -- | -- | -- | -- | -- | -- | -- |
| 2012-13 | Dubuque | USHL | 57 | 5 | 22 | 27 | 16 | 41 | 3 | 0 | 0 | 92 | 11 | 0 | 5 | 5 | 4 |
| 2013-14 | Union | ECAC | 41 | 3 | 13 | 16 | 18 | 20 | 0 | 0 | 0 | 39 | -- | -- | -- | -- | -- |
| 2014-15 | Union | ECAC | 34 | 4 | 27 | 31 | 28 | 5 | 3 | 0 | 2 | 66 | -- | -- | -- | -- | -- |
| 2015-16 | Union | ECAC | 36 | 2 | 10 | 12 | 37 | -9 | 1 | 0 | 1 | 80 | -- | -- | -- | -- | -- |
| 2016-17 | Union | ECAC | 38 | 9 | 24 | 33 | 24 | 15 | 6 | 0 | 4 | 101 | -- | -- | -- | -- | -- |
| | Wilkes-Barre | AHL | 6 | 0 | 0 | 0 | 0 | 0 | 0 | 0 | 0 | 5 | -- | -- | -- | -- | -- |
| 2017-18 | Wilkes-Barre | AHL | 14 | 0 | 1 | 1 | 8 | -1 | 0 | 0 | 0 | 6 | -- | -- | -- | -- | -- |
| | Wheeling | ECHL | 28 | 4 | 15 | 19 | 26 | 5 | 2 | 0 | -- | 50 | -- | -- | -- | -- | -- |

IN THE SYSTEM




CALEN ADDISON

Pos: D Ht: 5-10 Wt: 179 DOB: 4/11/00 POB: Brandon, MB

Acquired: Drafted by Penguins in 2nd round (53rd overall) of 2018 NHL Draft.

CAREER STATISTICS

| YEAR | TEAM | LEAGUE | REGULAR SEASON | | | | | | | | | | | PLAYOFFS | | | | |
|---------|------------|---------|----------------|----|----|-----|-----|-----|----|----|----|-----|----|----------|----|-----|-----|---|
| | | | GP | G | A | PTS | PIM | +/- | PP | SH | GW | S | GP | G | A | PTS | PIM | |
| 2015-16 | Lethbridge | WHL | 4 | 0 | 0 | 0 | 2 | 3 | 0 | 0 | 0 | 0 | 2 | 3 | 0 | 0 | 0 | 0 |
| 2016-17 | Lethbridge | WHL | 63 | 9 | 24 | 33 | 52 | 6 | 2 | 0 | 0 | -- | 13 | 0 | 2 | 2 | 4 | |
| | Canada | WHC-17 | 6 | 0 | 3 | 3 | 0 | -- | -- | -- | -- | -- | -- | -- | -- | -- | -- | |
| 2017-18 | Lethbridge | WHL | 68 | 11 | 54 | 65 | 53 | -18 | 2 | 0 | 0 | 193 | 16 | 7 | 12 | 19 | 20 | |
| | Canada | U18 HLK | 5 | 2 | 4 | 6 | 4 | -- | -- | -- | -- | -- | -- | -- | -- | -- | -- | |




NICLAS ALMARI

Pos: D Ht: 6-1 Wt: 167 DOB: 5/11/98 POB: Espoo, Finland

Acquired: Drafted by Penguins in 5th round (151st overall) of 2016 NHL Draft.

CAREER STATISTICS

| YEAR | TEAM | LEAGUE | REGULAR SEASON | | | | | | | | | | | PLAYOFFS | | | | |
|---------|--------------|----------|----------------|---|---|-----|-----|-----|----|----|----|----|----|----------|----|-----|-----|--|
| | | | GP | G | A | PTS | PIM | +/- | PP | SH | GW | S | GP | G | A | PTS | PIM | |
| 2013-14 | Espoo | FIN-18 | 6 | 0 | 1 | 1 | 2 | -- | -- | -- | -- | -- | 6 | 0 | 3 | 3 | 0 | |
| 2014-15 | Espoo | FIN-18 | 17 | 2 | 4 | 6 | 10 | -- | -- | -- | -- | -- | 9 | 2 | 3 | 5 | 2 | |
| | Espoo | FIN-Jr. | 26 | 4 | 4 | 8 | 16 | 5 | -- | -- | -- | -- | -- | -- | -- | -- | -- | |
| 2015-16 | Espoo | FIN-18 | 5 | 2 | 3 | 5 | 0 | -- | -- | -- | -- | -- | -- | -- | -- | -- | -- | |
| | Espoo | FIN-Jr. | 12 | 0 | 0 | 0 | 4 | 1 | -- | -- | -- | -- | -- | -- | -- | -- | -- | |
| | Helsinki | FIN-Jr. | 27 | 2 | 5 | 7 | 10 | 10 | -- | -- | -- | -- | 2 | 0 | 1 | 1 | 4 | |
| 2016-17 | Hameenlinna | SM-liiga | 24 | 3 | 2 | 5 | 10 | 5 | -- | -- | -- | -- | -- | -- | -- | -- | -- | |
| | Lempaala | Mestis | 23 | 1 | 6 | 7 | 8 | -3 | -- | -- | -- | -- | -- | -- | -- | -- | -- | |
| 2017-18 | Hameenlinna | SM-liiga | 41 | 4 | 4 | 8 | 3 | 6 | -- | -- | -- | -- | -- | -- | -- | -- | -- | |
| | Lempaala | Mestis | 4 | 0 | 1 | 1 | 0 | -2 | -- | -- | -- | -- | -- | -- | -- | -- | -- | |
| | Espoo United | Mestis | 9 | 0 | 3 | 3 | 16 | 1 | -- | -- | -- | -- | -- | -- | -- | -- | -- | |
| | Wilkes-Barre | AHL | 2 | 0 | 0 | 0 | 2 | 0 | 0 | 0 | 0 | 2 | 1 | 0 | 1 | 1 | 0 | |




JUSTIN ALMEIDA

Pos: C Ht: 5-9 Wt: 159 DOB: 2/6/99 POB: North Vancouver, BC

Acquired: Drafted by Penguins in 5th round (129th overall) of 2018 NHL Draft.

CAREER STATISTICS

| YEAR | TEAM | LEAGUE | REGULAR SEASON | | | | | | | | | | PLAYOFFS | | | | | |
|---------|---------------|--------|----------------|----|----|-----|-----|-----|----|----|----|-----|----------|----|----|-----|-----|---|
| | | | GP | G | A | PTS | PIM | +/- | PP | SH | GW | S | GP | G | A | PTS | PIM | |
| 2014-15 | Prince George | WHL | 2 | 0 | 0 | 0 | 0 | 0 | 0 | 0 | 0 | 0 | -- | -- | -- | -- | -- | |
| 2015-16 | Prince George | WHL | 48 | 2 | 4 | 6 | 0 | -4 | 0 | 0 | 0 | 0 | -- | 3 | 0 | 0 | 0 | 0 |
| 2016-17 | Prince George | WHL | 37 | 4 | 9 | 13 | 4 | -9 | 1 | 0 | 0 | -- | -- | -- | -- | -- | -- | |
| | Moose Jaw | WHL | 33 | 7 | 8 | 15 | 6 | 4 | 0 | 0 | 1 | -- | 7 | 2 | 0 | 2 | 0 | |
| 2017-18 | Moose Jaw | WHL | 72 | 43 | 55 | 98 | 10 | 42 | 14 | 6 | 10 | 223 | 14 | 6 | 7 | 13 | 0 | |




JORDY BELLERIVE

Pos: C Ht: 5-10 Wt: 194 DOB: 5/2/99 POB: North Vancouver, BC

Acquired: Signed as free agent on Sept. 16, 2017.

CAREER STATISTICS

| YEAR | TEAM | LEAGUE | REGULAR SEASON | | | | | | | | | | PLAYOFFS | | | | | |
|---------|------------|--------|----------------|----|----|-----|-----|-----|----|----|----|-----|----------|---|----|-----|-----|---|
| | | | GP | G | A | PTS | PIM | +/- | PP | SH | GW | S | GP | G | A | PTS | PIM | |
| 2014-15 | Penticton | BCHL | 3 | 1 | 1 | 2 | 4 | -- | -- | -- | -- | -- | -- | 5 | 1 | 0 | 1 | 2 |
| 2015-16 | Lethbridge | WHL | 65 | 11 | 25 | 36 | 75 | 16 | 4 | 1 | 3 | -- | 2 | 0 | 0 | 0 | 2 | |
| 2016-17 | Lethbridge | WHL | 70 | 27 | 29 | 56 | 86 | -4 | 5 | 2 | 5 | -- | 20 | 7 | 7 | 14 | 22 | |
| 2017-18 | Lethbridge | WHL | 71 | 46 | 46 | 92 | 82 | -2 | 16 | 1 | 6 | 322 | 16 | 9 | 16 | 25 | 20 | |




KASPER BJORKQVIST

Pos: RW Ht: 6-1 Wt: 198 DOB: 7/10/97 POB: Espoo, Finland

Acquired: Drafted by Penguins in 2nd round (61st overall) of 2016 NHL Draft.

CAREER STATISTICS

| YEAR | TEAM | LEAGUE | REGULAR SEASON | | | | | | | | | | PLAYOFFS | | | | | |
|---------|----------------|---------|----------------|----|----|-----|-----|-----|----|----|----|----|----------|----|----|-----|-----|----|
| | | | GP | G | A | PTS | PIM | +/- | PP | SH | GW | S | GP | G | A | PTS | PIM | |
| 2013-14 | Espoo | FIN-18 | 21 | 9 | 12 | 21 | 12 | -- | -- | -- | -- | -- | -- | 11 | 5 | 2 | 7 | 16 |
| | Akatemia Espoo | FIN-18 | 2 | 4 | 2 | 6 | 0 | -- | -- | -- | -- | -- | -- | -- | -- | -- | -- | -- |
| | Espoo | FIN-Jr. | 17 | 3 | 4 | 7 | 8 | 9 | -- | -- | -- | -- | -- | -- | -- | -- | -- | -- |
| 2014-15 | Espoo | FIN-Jr. | 34 | 19 | 11 | 30 | 82 | 12 | -- | -- | -- | -- | 8 | 0 | 2 | 2 | 2 | |
| | Finland | WJ-18 | 7 | 0 | 0 | 0 | 0 | -3 | 0 | 0 | 0 | -- | -- | -- | -- | -- | -- | |
| 2015-16 | Espoo | FIN-Jr. | 45 | 28 | 38 | 66 | 32 | 5 | -- | -- | -- | -- | 2 | 1 | 1 | 2 | 2 | |
| | Finland | WJC | 7 | 1 | 1 | 2 | 2 | 2 | -- | -- | -- | -- | -- | -- | -- | -- | -- | |
| 2016-17 | Providence | HE | 30 | 3 | 6 | 9 | 8 | 2 | 0 | 0 | 0 | 60 | -- | -- | -- | -- | -- | |
| | Finland | WJC | 6 | 1 | 1 | 2 | 4 | 3 | -- | -- | -- | -- | -- | -- | -- | -- | -- | |
| 2017-18 | Providence | HE | 40 | 16 | 7 | 23 | 16 | 14 | 5 | 0 | 4 | 83 | -- | -- | -- | -- | -- | |




ALEX D'ORIO

Pos: G Ht: 6-2 Wt: 198 DOB: 4/28/99 POB: Sherbrooke, PQ

Acquired: Signed as a free agent on Sept. 20, 2017.

CAREER STATISTICS

| YEAR | TEAM | LEAGUE | REGULAR SEASON | | | | | | | | PLAYOFFS | | | | | | | |
|---------|--------------|--------|----------------|----|----|-----|------|-----|----|------|----------|----|-----|-----|----|----|-----|-----|
| | | | GP | W | L | OTL | MIN | GA | SO | GAA | SV% | GP | W-L | MIN | GA | SO | GAA | SV% |
| 2015-16 | Canada Black | WHC-17 | 2 | -- | -- | -- | -- | -- | -- | 2.90 | .895 | -- | -- | -- | -- | -- | -- | -- |
| 2016-17 | Saint John | QMJHL | 28 | 19 | 4 | -- | 1499 | 60 | 1 | 2.40 | .903 | -- | -- | -- | -- | -- | -- | -- |
| 2017-18 | Saint John | QMJHL | 44 | 9 | 35 | -- | 2586 | 173 | 0 | 4.01 | .895 | -- | -- | -- | -- | -- | -- | -- |



JAN DROZG

Pos: LW Ht: 6-0 Wt: 174 DOB: 4/1/99 POB: Maribor, SVN

Acquired: Drafted by Penguins in 5th round (152nd overall) of 2017 NHL Draft.

CAREER STATISTICS

| YEAR | TEAM | LEAGUE | REGULAR SEASON | | | | | | | | | | PLAYOFFS | | | | | |
|---------|--------------|--------|----------------|----|----|-----|-----|-----|----|----|----|-----|----------|----|----|-----|-----|----|
| | | | GP | G | A | PTS | PIM | +/- | PP | SH | GW | S | GP | G | A | PTS | PIM | |
| 2014-15 | Slovenia | WJ-18 | 5 | 4 | 2 | 6 | 0 | 5 | -- | -- | -- | -- | -- | -- | -- | -- | -- | -- |
| 2015-16 | Leksands | SVN-18 | 22 | 16 | 15 | 31 | 16 | -- | -- | -- | -- | -- | -- | -- | -- | -- | -- | -- |
| | Leksands | SVN | 1 | 0 | 0 | 0 | 2 | 0 | -- | -- | -- | -- | -- | -- | -- | -- | -- | -- |
| | Slovenia | WJ-18 | 5 | 3 | 4 | 7 | 2 | -1 | -- | -- | -- | -- | -- | -- | -- | -- | -- | -- |
| 2016-17 | Leksands | SVN-18 | 18 | 12 | 16 | 28 | 8 | -- | -- | -- | -- | -- | -- | -- | -- | -- | -- | -- |
| | Leksands | SVN | 4 | 3 | 2 | 5 | 0 | 4 | -- | -- | -- | -- | 2 | 1 | 0 | 1 | 0 | |
| | Slovenia | WJ-18 | 5 | 5 | 8 | 13 | 4 | 7 | -- | -- | -- | -- | -- | -- | -- | -- | -- | -- |
| | Slovenia | WJC | 3 | 1 | 2 | 3 | 2 | 0 | -- | -- | -- | -- | -- | -- | -- | -- | -- | -- |
| 2017-18 | Shawinigan | QMJHL | 61 | 16 | 34 | 50 | 44 | -21 | 5 | 0 | 3 | 121 | -- | -- | -- | -- | -- | -- |
| | Wilkes-Barre | AHL | 1 | 0 | 1 | 1 | 0 | 1 | 0 | 0 | 0 | 0 | -- | -- | -- | -- | -- | -- |




LIAM GORMAN

Pos: C Ht: 6-3 Wt: 194 DOB: 5/8/00 POB: Boston, MA

Acquired: Drafted by Penguins in 6th round (177th overall) of 2018 NHL Draft.

CAREER STATISTICS

| YEAR | TEAM | LEAGUE | REGULAR SEASON | | | | | | | | | | PLAYOFFS | | | | | |
|---------|-----------------|--------|----------------|----|----|-----|-----|-----|----|----|----|----|----------|----|----|-----|-----|----|
| | | | GP | G | A | PTS | PIM | +/- | PP | SH | GW | S | GP | G | A | PTS | PIM | |
| 2015-16 | St. Sebastian's | USHS | 28 | 2 | 5 | 7 | -- | -- | -- | -- | -- | -- | -- | -- | -- | -- | -- | -- |
| 2016-17 | St. Sebastian's | USHS | 27 | 9 | 10 | 19 | -- | -- | -- | -- | -- | -- | -- | -- | -- | -- | -- | -- |
| 2017-18 | St. Sebastian's | USHS | 30 | 17 | 16 | 33 | -- | -- | -- | -- | -- | -- | -- | -- | -- | -- | -- | -- |
| | Chicago | USHL | 2 | 0 | 0 | 0 | 0 | -1 | 0 | 0 | 0 | 0 | -- | -- | -- | -- | -- | -- |



FILIP HALLANDER

Pos: C Ht: 6-2 Wt: 187 DOB: 6/29/00 POB: Sundsvall, SWE

Acquired: Drafted by Penguins in 2nd round (58th overall) of 2018 NHL Draft.

CAREER STATISTICS

| YEAR | TEAM | LEAGUE | REGULAR SEASON | | | | | | | | | | | PLAYOFFS | | | | |
|---------|----------|-----------|----------------|---|----|-----|-----|-----|----|----|----|----|----|----------|----|-----|-----|--|
| | | | GP | G | A | PTS | PIM | +/- | PP | SH | GW | S | GP | G | A | PTS | PIM | |
| 2016-17 | Timra IK | SWE | 8 | 0 | 0 | 0 | 0 | -3 | 0 | 0 | 0 | -- | -- | -- | -- | -- | -- | |
| | Timra IK | SuperElit | 34 | 9 | 15 | 24 | 14 | 11 | -- | -- | -- | -- | 4 | 0 | 0 | 0 | 0 | |
| | Sweden | WHC-17 | 6 | 1 | 0 | 1 | 0 | -- | -- | -- | -- | -- | -- | -- | -- | -- | -- | |
| 2017-18 | Timra IK | SWE | 40 | 9 | 11 | 20 | 4 | 6 | -- | -- | -- | -- | -- | -- | -- | -- | -- | |
| | Timra IK | SuperElit | 1 | 0 | 0 | 0 | 0 | -1 | -- | -- | -- | -- | -- | -- | -- | -- | -- | |
| | Sweden | Hlinka | 5 | 3 | 1 | 4 | 2 | -- | -- | -- | -- | -- | -- | -- | -- | -- | -- | |




RYAN JONES

Pos: D Ht: 6-2 Wt: 186 DOB: 5/26/96 POB: Munster, IN

Acquired: Drafted by Penguins in 4th round (121st overall) of 2016 NHL Draft.

CAREER STATISTICS

| YEAR | TEAM | LEAGUE | REGULAR SEASON | | | | | | | | | | | PLAYOFFS | | | | |
|---------|----------------|----------|----------------|---|----|-----|-----|-----|----|----|----|----|----|----------|----|-----|-----|--|
| | | | GP | G | A | PTS | PIM | +/- | PP | SH | GW | S | GP | G | A | PTS | PIM | |
| 2013-14 | Indiana | Minor-18 | 44 | 9 | 12 | 21 | 56 | -- | -- | -- | -- | -- | -- | -- | -- | -- | -- | |
| | Indiana | HPHL-18 | 10 | 2 | 2 | 4 | 10 | -- | -- | -- | -- | -- | -- | -- | -- | -- | -- | |
| | Minnesota | NAHL | 1 | 0 | 0 | 0 | 0 | 1 | 0 | 0 | 0 | -- | -- | -- | -- | -- | -- | |
| 2014-15 | Lincoln | USHL | 60 | 4 | 9 | 13 | 69 | -14 | 2 | 0 | 1 | 76 | -- | -- | -- | -- | -- | |
| 2015-16 | Lincoln | USHL | 60 | 3 | 27 | 30 | 112 | 8 | 2 | 0 | 0 | 93 | 4 | 0 | 1 | 1 | 16 | |
| 2016-17 | Nebraska-Omaha | NCHC | 35 | 1 | 5 | 6 | 52 | -7 | 0 | 0 | 0 | 28 | -- | -- | -- | -- | -- | |
| 2017-18 | Nebraska-Omaha | NCHC | 34 | 1 | 12 | 13 | 32 | -12 | 0 | 0 | 1 | 44 | -- | -- | -- | -- | -- | |




ZACHARY LAUZON

Pos: D Ht: 6-1 Wt: 187 DOB: 10/10/98 POB: Val-d'Or, QC

Acquired: Drafted by Penguins in 2nd round (51st overall) of 2017 NHL Draft.

CAREER STATISTICS

| YEAR | TEAM | LEAGUE | REGULAR SEASON | | | | | | | | | | | PLAYOFFS | | | | |
|---------|---------------|--------|----------------|---|----|-----|-----|-----|----|----|----|----|----|----------|---|-----|-----|--|
| | | | GP | G | A | PTS | PIM | +/- | PP | SH | GW | S | GP | G | A | PTS | PIM | |
| 2014-15 | Rouyn-Noranda | QMJHL | 11 | 0 | 1 | 1 | 6 | -4 | 0 | 0 | 0 | 5 | 1 | 0 | 0 | 0 | 0 | |
| 2015-16 | Rouyn-Noranda | QMJHL | 61 | 1 | 11 | 12 | 77 | 28 | 0 | 0 | 1 | 47 | 17 | 2 | 4 | 6 | 13 | |
| 2016-17 | Rouyn-Noranda | QMJHL | 63 | 3 | 18 | 21 | 90 | 42 | 0 | 0 | 1 | 90 | 11 | 1 | 1 | 2 | 0 | |
| 2017-18 | Rouyn-Noranda | QMJHL | 25 | 0 | 4 | 4 | 45 | 7 | 0 | 0 | 0 | 38 | 5 | 0 | 0 | 0 | 10 | |




ANTTI PALOJARVI

Pos: D Ht: 6-1 Wt: 176 DOB: 1/18/99 POB: Kouvola, FIN

Acquired: Drafted by Penguins in 6th round (186th overall) of 2017 NHL Draft.

CAREER STATISTICS

| YEAR | TEAM | LEAGUE | REGULAR SEASON | | | | | | | | | | | PLAYOFFS | | | | |
|---------|----------|---------|----------------|---|----|-----|-----|-----|----|----|----|----|----|----------|----|-----|-----|----|
| | | | GP | G | A | PTS | PIM | +/- | PP | SH | GW | S | GP | G | A | PTS | PIM | |
| 2015-16 | KooKoo | SWE-Jr. | 1 | 0 | 0 | 0 | 0 | 0 | 0 | -- | -- | -- | -- | -- | -- | -- | -- | -- |
| 2016-17 | Lukko | SWE-Jr. | 47 | 1 | 10 | 11 | 14 | 1 | -- | -- | -- | -- | 8 | 1 | 1 | 2 | 0 | |
| | KeuPa HT | Mestis | 1 | 0 | 0 | 0 | 0 | 0 | -- | -- | -- | -- | -- | -- | -- | -- | -- | |
| 2017-18 | Lukko | SWE-Jr. | 44 | 2 | 10 | 12 | 16 | -23 | -- | -- | -- | -- | -- | -- | -- | -- | -- | |




NIKITA PAVLYCHEV

Pos: C Ht: 6-7 Wt: 200 DOB: 3/23/97 POB: Yaroslavl, Russia

Acquired: Drafted by Penguins in 7th round (197th overall) of 2015 NHL Draft.

CAREER STATISTICS

| YEAR | TEAM | LEAGUE | REGULAR SEASON | | | | | | | | | | | PLAYOFFS | | | | |
|---------|--------------|--------|----------------|----|----|-----|-----|-----|----|----|----|-----|----|----------|----|-----|-----|--|
| | | | GP | G | A | PTS | PIM | +/- | PP | SH | GW | S | GP | G | A | PTS | PIM | |
| 2012-13 | Wilkes-Barre | AYHL | 21 | 10 | 16 | 26 | 47 | -- | -- | -- | -- | -- | 2 | 0 | 3 | 3 | 10 | |
| 2013-14 | Wilkes-Barre | AYHL | 22 | 9 | 14 | 23 | 65 | -- | -- | -- | -- | -- | -- | -- | -- | -- | -- | |
| | Des Moines | USHL | 4 | 0 | 1 | 1 | 0 | -1 | 0 | 0 | 0 | 4 | -- | -- | -- | -- | -- | |
| 2014-15 | Des Moines | USHL | 42 | 6 | 10 | 16 | 80 | 1 | 1 | 1 | 0 | 56 | -- | -- | -- | -- | -- | |
| 2015-16 | Des Moines | USHL | 58 | 9 | 13 | 22 | 161 | 2 | 0 | 1 | 3 | 111 | -- | -- | -- | -- | -- | |
| 2016-17 | Penn State | Big-10 | 36 | 6 | 7 | 13 | 46 | 0 | 2 | 2 | 1 | 90 | -- | -- | -- | -- | -- | |
| 2017-18 | Penn State | Big-10 | 35 | 9 | 5 | 14 | 36 | -7 | 3 | 0 | 2 | 67 | -- | -- | -- | -- | -- | |



CLAYTON PHILLIPS

Pos: D Ht: 5-11 Wt: 182 DOB: 9/9/99 POB: Edina, MN


Acquired: Drafted by Penguins in 3rd round (93rd overall) of 2017 NHL Draft.

CAREER STATISTICS

REGULAR SEASON

PLAYOFFS

| YEAR | TEAM | LEAGUE | GP | G | A | PTS | PIM | +/- | PP | SH | GW | S | GP | G | A | PTS | PIM |
|---------|-----------|--------|----|---|----|-----|-----|-----|----|----|----|----|----|----|----|-----|-----|
| 2015-16 | Fargo | USHL | 3 | 0 | 0 | 0 | 0 | 0 | 0 | 0 | 0 | 0 | -- | -- | -- | -- | -- |
| 2016-17 | Fargo | USHL | 56 | 7 | 13 | 20 | 35 | 18 | 4 | 0 | 1 | 78 | 3 | 0 | 0 | 0 | 2 |
| 2017-18 | Fargo | USHL | 3 | 1 | 2 | 3 | 19 | -2 | 0 | 0 | 0 | 8 | -- | -- | -- | -- | -- |
| | Muskegon | USHL | 13 | 4 | 5 | 9 | 18 | -3 | 1 | 0 | 1 | 32 | -- | -- | -- | -- | -- |
| | Minnesota | Big-10 | 11 | 0 | 0 | 0 | 21 | -3 | 0 | 0 | 0 | 11 | -- | -- | -- | -- | -- |



WILLIAM REILLY

Pos: D Ht: 6-2 Wt: 197 DOB: 7/23/97 POB: Toronto, ON

Acquired: Drafted by Penguins in 7th round (217th overall) of 2017 NHL Draft.

CAREER STATISTICS

REGULAR SEASON

PLAYOFFS

| YEAR | TEAM | LEAGUE | GP | G | A | PTS | PIM | +/- | PP | SH | GW | S | GP | G | A | PTS | PIM |
|---------|------------|--------|----|----|----|-----|-----|-----|----|----|----|----|----|----|----|-----|-----|
| 2013-14 | Oakville | OJHL | 1 | 0 | 0 | 0 | 0 | -- | -- | -- | -- | -- | -- | -- | -- | -- | -- |
| 2014-15 | North York | OJHL | 47 | 17 | 18 | 35 | 96 | -- | -- | -- | -- | -- | 6 | 0 | 1 | 1 | 8 |
| 2015-16 | Nanaimo | BCHL | 52 | 9 | 23 | 32 | 75 | -- | -- | -- | -- | -- | 14 | 2 | 1 | 3 | 16 |
| 2016-17 | RPI | NCAA | 35 | 2 | 13 | 15 | 68 | -17 | 1 | 0 | 0 | 80 | -- | -- | -- | -- | -- |
| 2017-18 | RPI | NCAA | 37 | 7 | 6 | 13 | 24 | -19 | 3 | 0 | 0 | 69 | -- | -- | -- | -- | -- |

OPPONENTS





ANAHEIM DUCKS

WEBSITE: anaheimducks.com

Ducks vs. Penguins

All-time scorer vs. Pittsburgh:

Teemu Selanne (16gp, 7-17-24)

All-time Pittsburgh scorer vs.

Anaheim: Jaromir Jagr (13gp, 11-11-22)

Longest Anaheim win streak vs.

Pittsburgh: 3, Oct. 6, 2001-Dec. 15, 2002; Jan. 18, 1999-Jan. 29, 2000

Longest Pittsburgh win streak vs.

Anaheim: 4, Nov. 18, 2013-Mar. 6, 2015; Oct. 6, 2007-Nov. 16, 2009; Dec. 7, 1996-Dec. 10, 1997

Longest Anaheim undefeated streak

vs. Pittsburgh: 4, Dec. 1, 1998-Jan. 29, 2000 (3-0-1)

Longest Pittsburgh undefeated streak vs. Anaheim:

6, Mar. 6, 2004-Nov. 16, 2009 (5-0-1)

Last Anaheim win at home:

Jan. 17, 2018 (5-3) (0-0-0 since last win)

Last Pittsburgh win at home:

Oct. 15, 2016 (3-2) (0-1-0 since last win)

Last Anaheim win at Pittsburgh:

Dec. 23, 2017 (4-0) (0-0-0 since last win)

Last Pittsburgh win at Anaheim:

Nov. 2, 2016 (5-2) (0-1-0 since last win)

Most goals by Anaheim vs.

Pittsburgh: 7, Jan. 29, 2000 (A, 7-1)

Most goals by Pittsburgh vs.

Anaheim: 7, Dec. 11, 1996 (P, 7-3)

Most goals by both teams:

10, Oct. 9, 2014 (P, 6-4); Dec. 11, 1996 (P, 7-3)

Last Anaheim shutout vs. Pittsburgh:

Dec. 23, 2017 (4-0) – John Gibson

Last Pittsburgh shutout vs. Anaheim:

Dec. 10, 1997 (3-0) – Tom Barrasso

Last Anaheim hat trick vs. Pittsburgh:

Oct. 9, 2014 – Corey Perry

Last Pittsburgh hat trick vs.

Anaheim: None

Last Pittsburgh trade with Anaheim:

Jan. 16, 2016 – Carl Hagelin to Pittsburgh in exchange for David Perron and Adam Clendening

Pittsburgh's Overtime/Shootout

Record vs. Anaheim: 1-2-2

Year By Year

| YEAR | PIT | ROAD | TOTAL | GF/GA |
|---------------|---------------|--------------|----------------|---------------|
| 1993-94 | 0-0-1 | 1-0-0 | 1-0-1 | 7-6 |
| 1994-95 | Did Not Play | | | |
| 1995-96 | 1-0-0 | 0-1-0 | 1-1-0 | 8-8 |
| 1996-97 | 1-0-0 | 1-0-0 | 2-0-0 | 12-6 |
| 1997-98 | 1-0-0 | 1-0-0 | 2-0-0 | 8-2 |
| 1998-99 | 0-0-1 | 0-1-0 | 0-1-1 | 7-9 |
| 1999-00 | 0-1-0 | 0-0-1 | 0-1-1 | 2-9 |
| 2000-01 | 1-0-0 | 0-0-0 | 1-0-0 | 3-2 |
| 2001-02 | 0-1-0 | 0-1-0 | 0-2-0 | 4-8 |
| 2002-03 | 0-0-0 | 0-1-0 | 0-1-0 | 0-5 |
| 2003-04 | 1-0-0 | 0-0-0 | 1-0-0 | 2-1 |
| 2004-05 | No Season | | | |
| 2005-06 | Did Not Play | | | |
| 2006-07 | 0-0-0 | 0-0-1 | 0-0-1 | 2-3 |
| 2007-08 | 1-0-0 | 0-0-0 | 1-0-0 | 5-4 |
| 2008-09 | 1-0-0 | 0-0-0 | 1-0-0 | 3-1 |
| 2009-10 | 1-0-0 | 1-0-0 | 2-0-0 | 9-5 |
| 2010-11 | 0-0-0 | 0-1-0 | 0-1-0 | 2-3 |
| 2011-12 | 0-1-0 | 0-0-0 | 0-1-0 | 1-2 |
| 2012-13 | Did Not Play | | | |
| 2013-14 | 1-0-0 | 1-0-0 | 2-0-0 | 5-3 |
| 2014-15 | 1-0-0 | 1-0-0 | 2-0-0 | 11-6 |
| 2015-16 | 1-0-0 | 0-1-0 | 1-1-0 | 7-4 |
| 2016-17 | 1-0-0 | 1-0-0 | 2-0-0 | 8-3 |
| 2017-18 | 0-1-0 | 0-1-0 | 0-2-0 | 3-9 |
| TOTALS | 12-4-2 | 7-7-2 | 19-11-4 | 109-99 |

ANAHEIM DUCKS vs. PITTSBURGH PENGUINS

2017-2018 REGULAR SEASON

at ANAHEIM DUCKS

| Date | Score | W Goal |
|------------|---------------|-------------|
| 17 Jan '18 | PIT 3 @ ANA 5 | Ondrej Kase |

at PITTSBURGH PENGUINS

| Date | Score | W Goal |
|------------|---------------|-------------|
| 23 Dec '17 | ANA 4 @ PIT 0 | Ondrej Kase |

Individual Scoring

| DUCKS | | | | | | | | | | PENGUINS | | | | | | | | | |
|---------------------|----|---|---|---|-----|-----|----|----|--|------------------|----|---|---|---|-----|-----|----|----|--|
| Player | GP | G | A | P | +/- | PIM | PP | SH | | Player | GP | G | A | P | +/- | PIM | PP | SH | |
| Ondrej Kase | 2 | 2 | 1 | 3 | 4 | 0 | 0 | 0 | | Phil Kessel | 2 | 1 | 1 | 2 | -5 | 2 | 1 | 0 | |
| Rickard Rakell | 2 | 2 | 1 | 3 | 3 | 2 | 0 | 0 | | Sidney Crosby | 2 | 0 | 2 | 2 | -4 | 0 | 0 | 0 | |
| Cam Fowler | 2 | 1 | 1 | 2 | 2 | 0 | 1 | 0 | | Jake Guentzel | 2 | 1 | 0 | 1 | -3 | 0 | 1 | 0 | |
| Ryan Getzlaf | 2 | 0 | 2 | 2 | 3 | 2 | 0 | 0 | | Evgeni Malkin | 2 | 1 | 0 | 1 | -2 | 4 | 0 | 0 | |
| Jakob Silfverberg | 2 | 0 | 2 | 2 | 2 | 0 | 0 | 0 | | Carl Hagelin | 2 | 0 | 1 | 1 | 1 | 0 | 0 | 0 | |
| Adam Henrique | 2 | 1 | 0 | 1 | 3 | 0 | 0 | 0 | | Patric Hornqvist | 2 | 0 | 1 | 1 | -3 | 2 | 0 | 0 | |
| Hampus Lindholm | 2 | 1 | 0 | 1 | 4 | 6 | 0 | 0 | | Justin Schultz | 1 | 0 | 1 | 1 | -1 | 2 | 0 | 0 | |
| Chris Wagner | 2 | 1 | 0 | 1 | 1 | 0 | 0 | 1 | | Brian Dumoulin | 2 | 0 | 0 | 0 | -2 | 2 | 0 | 0 | |
| Andrew Cogliano | 1 | 1 | 0 | 1 | 1 | 0 | 0 | 1 | | Tom Kuhnhackl | 2 | 0 | 0 | 0 | -2 | 0 | 0 | 0 | |
| Francois Beauchemin | 2 | 0 | 1 | 1 | 2 | 0 | 0 | 0 | | Kris Letang | 2 | 0 | 0 | 0 | -5 | 2 | 0 | 0 | |
| Brandon Montour | 2 | 0 | 1 | 1 | 2 | 2 | 0 | 0 | | Olli Maatta | 2 | 0 | 0 | 0 | 0 | 0 | 0 | 0 | |
| Nick Ritchie | 2 | 0 | 1 | 1 | 2 | 0 | 0 | 0 | | Jamie Oleksiak | 2 | 0 | 0 | 0 | -2 | 0 | 0 | 0 | |
| Kevin Bieksa | 2 | 0 | 0 | 0 | 1 | 4 | 0 | 0 | | Ryan Reaves | 2 | 0 | 0 | 0 | -2 | 0 | 0 | 0 | |
| Josh Manson | 2 | 0 | 0 | 0 | 3 | 0 | 0 | 0 | | Riley Sheahan | 2 | 0 | 0 | 0 | -1 | 0 | 0 | 0 | |
| Antoine Vermette | 2 | 0 | 0 | 0 | 0 | 0 | 0 | 0 | | Conor Sheary | 2 | 0 | 0 | 0 | -1 | 0 | 0 | 0 | |
| Jared Boll | 1 | 0 | 0 | 0 | 0 | 2 | 0 | 0 | | Ian Cole | 1 | 0 | 0 | 0 | -1 | 0 | 0 | 0 | |
| J.T. Brown | 1 | 0 | 0 | 0 | 0 | 0 | 0 | 0 | | Matt Hunwick | 1 | 0 | 0 | 0 | -1 | 0 | 0 | 0 | |
| Derek Grant | 1 | 0 | 0 | 0 | 0 | 0 | 0 | 0 | | Carter Rowney | 1 | 0 | 0 | 0 | -1 | 0 | 0 | 0 | |
| Ryan Kesler | 1 | 0 | 0 | 0 | 0 | 0 | 0 | 0 | | Chad Ruhwedel | 1 | 0 | 0 | 0 | 0 | 0 | 0 | 0 | |
| Corey Perry | 1 | 0 | 0 | 0 | 0 | 2 | 0 | 0 | | Bryan Rust | 1 | 0 | 0 | 0 | -1 | 2 | 0 | 0 | |
| Kevin Roy | 1 | 0 | 0 | 0 | 0 | 0 | 0 | 0 | | Dominik Simon | 1 | 0 | 0 | 0 | 0 | 0 | 0 | 0 | |
| Logan Shaw | 1 | 0 | 0 | 0 | 0 | 0 | 0 | 0 | | Daniel Sprong | 1 | 0 | 0 | 0 | 0 | 0 | 0 | 0 | |

Power Play: 1-4 25.0% / Penalty Killing: 4-6 66.7%

Power Play: 2-6 33.3% / Penalty Killing: 3-4 75.0%

Goaltending

| DUCKS | | | | | | | | | | PENGUINS | | | | | | | | | |
|-------------|----|-----|-------|----|----|----|------|------|--|---------------|----|-----|-------|----|----|----|------|------|--|
| Goalie | GP | Min | WLOT | GA | SA | SV | GAA | SV% | | Goalie | GP | Min | WLOT | GA | SA | SV | GAA | SV% | |
| John Gibson | 2 | 120 | 2-0-0 | 3 | 62 | 59 | 1.50 | .952 | | Tristan Jarry | 2 | 94 | 0-1-0 | 5 | 42 | 37 | 3.18 | .881 | |
| | | | | | | | | | | Matt Murray | 1 | 24 | 0-1-0 | 3 | 13 | 10 | 7.59 | .769 | |

Goals by Period

| DUCKS | | | | | | PENGUINS | | | | | |
|-------|-----|-----|-----|----|-------|----------|-----|-----|-----|----|-------|
| Goals | 1st | 2nd | 3rd | OT | Total | Goals | 1st | 2nd | 3rd | OT | Total |
| Goals | 2 | 6 | 1 | 0 | 9 | Goals | 1 | 0 | 2 | 0 | 3 |

Shots by Period

| DUCKS | | | | | | PENGUINS | | | | | |
|-------|-----|-----|-----|----|-------|----------|-----|-----|-----|----|-------|
| Shots | 1st | 2nd | 3rd | OT | Total | Shots | 1st | 2nd | 3rd | OT | Total |
| Shots | 25 | 20 | 11 | 0 | 56 | Shots | 19 | 24 | 19 | 0 | 62 |

* - Overtime ** - Shootout



ARIZONA COYOTES

WEBSITE: arizonacoyotes.com | Franchise played as Winnipeg Jets from 1979-80 to 1995-96

Coyotes vs. Penguins

All-time scorer vs. Pittsburgh: Dale Hawerchuk (27gp, 18-31-49)

All-time Pittsburgh scorer vs. Arizona: Mario Lemieux (26gp, 19-34-53)

Longest Arizona win streak vs. Pittsburgh: 6, Jan. 12, 2000-Mar. 4, 2003

Longest Pittsburgh win streak vs. Arizona: 9, Oct. 10, 1979-Dec. 2, 1981

Longest Arizona undefeated streak vs. Pittsburgh: 6, Jan. 12, 2000-Mar. 4, 2003 (6-0-0)

Longest Pittsburgh undefeated streak vs. Arizona: 9, Oct. 10, 1979-Dec. 2, 1981 (9-0-0)

Last Arizona win at home: Feb. 11, 2017 (4-3 OT) [0-1-0 since last win]

Last Pittsburgh win at home: Nov. 7, 2017 (3-1) [0-0-0 since last win]

Last Arizona win at Pittsburgh: Mar. 25, 2014 (3-2) [0-4-0 since last win]

Last Pittsburgh win at Arizona: Dec. 16, 2017 (4-2) [0-0-0 since last win]

Most goals by Arizona vs. Pittsburgh: 7, Jan. 20, 1989 (W, 7-3); Jan. 21, 1985 (W, 7-6)

Most goals by Pittsburgh vs. Arizona: 9, Mar. 5, 1996 (P, 9-4); Dec. 18, 1990 (P, 9-2)

Most goals by both teams: 13, Mar. 5, 1996 (P, 9-4); Jan. 21, 1985 (P, 7-6)

Last Arizona shutout vs. Pittsburgh: Oct. 7, 2009 (3-0) – Ilya Bryzgalov

Last Pittsburgh shutout vs. Arizona: Dec. 12, 2016 (7-0) – Matt Murray

Last Arizona hat trick vs. Pittsburgh: Jan. 21, 1985 – Dale Hawerchuk

Last Pittsburgh hat trick vs. Arizona: Feb. 29, 2016 – Patric Hornqvist

Last Pittsburgh trade with Arizona: Dec. 19, 2017 – Michael Leighton and a 2019 fourth-round pick to Pittsburgh in exchange for Josh Archibald, Sean Maguire and a 2019 sixth-round draft pick

Pittsburgh's Overtime/Shootout Record vs. Arizona: 3-4-2

Year By Year

| YEAR | PIT | ROAD | TOTAL | GF/GA | YEAR | PIT | ROAD | TOTAL | GF/GA |
|---------|--------------|-------|-------|-------|---------------|----------------|----------------|----------------|----------------|
| 1979-80 | 2-0-0 | 2-0-0 | 4-0-0 | 14-8 | 2009-10 | 0-1-0 | 0-0-0 | 0-1-0 | 0-3 |
| 1980-81 | 2-0-0 | 2-0-0 | 4-0-0 | 18-14 | 2010-11 | 1-0-0 | 1-0-0 | 2-0-0 | 9-4 |
| 1981-82 | 2-0-0 | 0-1-0 | 2-1-0 | 7-9 | 2011-12 | 1-0-0 | 0-0-0 | 1-0-0 | 2-1 |
| 1982-83 | 1-0-0 | 0-2-0 | 1-2-0 | 13-14 | 2012-13 | Did Not Play | | | |
| 1983-84 | 0-2-0 | 1-0-0 | 1-2-0 | 13-12 | 2013-14 | 0-1-0 | 0-1-0 | 0-2-0 | 3-6 |
| 1984-85 | 0-1-0 | 1-1-0 | 1-2-0 | 14-16 | 2014-15 | 1-0-0 | 1-0-0 | 2-0-0 | 6-3 |
| 1985-86 | 2-0-0 | 0-1-0 | 2-1-0 | 16-8 | 2015-16 | 1-0-0 | 0-1-0 | 1-1-0 | 7-2 |
| 1986-87 | 0-1-0 | 1-1-0 | 1-2-0 | 9-10 | 2016-17 | 1-0-0 | 0-0-1 | 1-0-1 | 10-4 |
| 1987-88 | 0-2-0 | 1-0-0 | 1-2-0 | 9-12 | 2017-18 | 1-0-0 | 1-0-0 | 2-0-0 | 7-3 |
| 1988-89 | 1-0-0 | 1-1-0 | 2-1-0 | 13-12 | TOTALS | 27-12-0 | 18-17-4 | 45-29-4 | 282-235 |
| 1989-90 | 2-0-0 | 0-0-1 | 2-0-1 | 13-7 | | | | | |
| 1990-91 | 1-0-0 | 1-1-0 | 2-1-0 | 17-12 | | | | | |
| 1991-92 | 1-1-0 | 1-0-0 | 2-1-0 | 6-7 | | | | | |
| 1992-93 | 1-0-0 | 0-1-0 | 1-1-0 | 7-5 | | | | | |
| 1993-94 | 1-0-0 | 1-0-0 | 2-0-0 | 10-6 | | | | | |
| 1994-95 | Did Not Play | | | | | | | | |
| 1995-96 | 1-0-0 | 1-0-0 | 2-0-0 | 10-4 | | | | | |
| 1996-97 | 1-0-0 | 0-0-1 | 1-0-1 | 9-6 | | | | | |
| 1997-98 | 0-1-0 | 0-0-1 | 0-1-1 | 3-4 | | | | | |
| 1998-99 | 1-0-0 | 0-1-0 | 1-1-0 | 7-6 | | | | | |
| 1999-00 | 1-0-0 | 0-1-0 | 1-1-0 | 5-5 | | | | | |
| 2000-01 | 0-0-0 | 0-1-0 | 0-1-0 | 4-5 | | | | | |
| 2001-02 | 0-1-0 | 0-1-0 | 0-2-0 | 3-8 | | | | | |
| 2002-03 | 0-1-0 | 0-1-0 | 0-2-0 | 3-9 | | | | | |
| 2003-04 | 0-0-0 | 1-0-0 | 1-0-0 | 4-3 | | | | | |
| 2004-05 | No Season | | | | | | | | |
| 2005-06 | Did Not Play | | | | | | | | |
| 2006-07 | 0-0-0 | 1-0-0 | 1-0-0 | 7-2 | | | | | |
| 2007-08 | 1-0-0 | 0-0-0 | 1-0-0 | 3-1 | | | | | |
| 2008-09 | 0-0-0 | 0-1-0 | 0-1-0 | 1-4 | | | | | |

ARIZONA COYOTES vs. PITTSBURGH PENGUINS 2017-2018 REGULAR SEASON

at ARIZONA COYOTES

| Date | Score | W Goal |
|------------|---------------|-------------|
| 16 Dec '17 | PIT 4 @ ARI 2 | Olli Maatta |

at PITTSBURGH PENGUINS

| Date | Score | W Goal |
|------------|---------------|---------------|
| 07 Nov '17 | ARI 1 @ PIT 3 | Evgeni Malkin |

Individual Scoring

| Player | COYOTES | | | | | | | |
|----------------------|---------|---|---|---|-----|-----|----|----|
| | GP | G | A | P | +/- | PIM | PP | SH |
| Nick Cousins | 2 | 1 | 0 | 1 | 0 | 0 | 0 | 0 |
| Max Domi | 2 | 1 | 0 | 1 | 0 | 8 | 0 | 0 |
| Tobias Rieder | 2 | 1 | 0 | 1 | -1 | 0 | 0 | 0 |
| Oliver Ekman-Larsson | 2 | 0 | 1 | 1 | -1 | 2 | 0 | 0 |
| Christian Fischer | 2 | 0 | 1 | 1 | -1 | 0 | 0 | 0 |
| Clayton Keller | 2 | 0 | 1 | 1 | 0 | 2 | 0 | 0 |
| Jordan Martinook | 2 | 0 | 1 | 1 | -2 | 2 | 0 | 0 |
| Brad Richardson | 2 | 0 | 1 | 1 | -2 | 0 | 0 | 0 |
| Kevin Connauton | 2 | 0 | 0 | 0 | -1 | 2 | 0 | 0 |
| Jason Demers | 2 | 0 | 0 | 0 | 0 | 0 | 0 | 0 |
| Christian Dvorak | 2 | 0 | 0 | 0 | 1 | 0 | 0 | 0 |
| Alex Goligoski | 2 | 0 | 0 | 0 | 0 | 2 | 0 | 0 |
| Brendan Perlini | 2 | 0 | 0 | 0 | -2 | 0 | 0 | 0 |
| Luke Schenn | 2 | 0 | 0 | 0 | -3 | 0 | 0 | 0 |
| Derek Stepan | 2 | 0 | 0 | 0 | -3 | 2 | 0 | 0 |
| Jakob Chychrun | 1 | 0 | 0 | 0 | 1 | 0 | 0 | 0 |
| Anthony Duclair | 1 | 0 | 0 | 0 | 0 | 0 | 0 | 0 |
| Mario Kempe | 1 | 0 | 0 | 0 | -1 | 0 | 0 | 0 |
| Dakota Mermis | 1 | 0 | 0 | 0 | 0 | 0 | 0 | 0 |
| Zac Rinaldo | 1 | 0 | 0 | 0 | -1 | 0 | 0 | 0 |
| Dylan Strome | 1 | 0 | 0 | 0 | 0 | 0 | 0 | 0 |

Power Play: 0-3 0.0% / Penalty Killing: 9-10 90.0%

| Player | PENGUINS | | | | | | | |
|------------------|----------|---|---|---|-----|-----|----|----|
| | GP | G | A | P | +/- | PIM | PP | SH |
| Evgeni Malkin | 2 | 2 | 3 | 5 | 3 | 2 | 0 | 0 |
| Phil Kessel | 2 | 1 | 3 | 4 | 2 | 0 | 1 | 0 |
| Patric Hornqvist | 2 | 0 | 2 | 2 | 0 | 0 | 0 | 0 |
| Sidney Crosby | 2 | 1 | 0 | 1 | -1 | 2 | 0 | 0 |
| Olli Maatta | 2 | 1 | 0 | 1 | 0 | 0 | 0 | 0 |
| Carter Rowney | 1 | 1 | 0 | 1 | 0 | 0 | 0 | 1 |
| Justin Schultz | 1 | 1 | 0 | 1 | 0 | 0 | 0 | 0 |
| Jake Guentzel | 2 | 0 | 1 | 1 | 2 | 0 | 0 | 0 |
| Bryan Rust | 2 | 0 | 1 | 1 | 1 | 0 | 0 | 0 |
| Conor Sheary | 2 | 0 | 1 | 1 | 0 | 0 | 0 | 0 |
| Ian Cole | 2 | 0 | 0 | 0 | 0 | 4 | 0 | 0 |
| Brian Dumoulin | 2 | 0 | 0 | 0 | 3 | 0 | 0 | 0 |
| Carl Hagelin | 2 | 0 | 0 | 0 | 0 | 0 | 0 | 0 |
| Kris Letang | 2 | 0 | 0 | 0 | 3 | 0 | 0 | 0 |
| Ryan Reaves | 2 | 0 | 0 | 0 | 0 | 0 | 0 | 0 |
| Chad Ruhwedel | 2 | 0 | 0 | 0 | 0 | 0 | 0 | 0 |
| Riley Sheahan | 2 | 0 | 0 | 0 | 1 | 0 | 0 | 0 |
| Matt Hunwick | 1 | 0 | 0 | 0 | 0 | 0 | 0 | 0 |
| Tom Kuhnhackl | 1 | 0 | 0 | 0 | 0 | 0 | 0 | 0 |
| Greg McKeeg | 1 | 0 | 0 | 0 | 0 | 0 | 0 | 0 |
| Dominik Simon | 1 | 0 | 0 | 0 | 0 | 0 | 0 | 0 |

Power Play: 1-10 10.0% / Penalty Killing: 3-3 100.0%

Goaltending

| Goalie | COYOTES | | | | | | | |
|--------------|---------|-----|-------|----|----|----|------|------|
| | GP | Min | WLOT | GA | SA | SV | GAA | SV% |
| Antti Raanta | 2 | 118 | 0-2-0 | 6 | 69 | 63 | 3.04 | .913 |

| Goalie | PENGUINS | | | | | | | |
|-------------|----------|-----|-------|----|----|----|------|------|
| | GP | Min | WLOT | GA | SA | SV | GAA | SV% |
| Matt Murray | 2 | 120 | 2-0-0 | 3 | 42 | 39 | 1.50 | .929 |

Goals by Period

| | COYOTES | | | | |
|-------|---------|-----|-----|----|-------|
| | 1st | 2nd | 3rd | OT | Total |
| Goals | 0 | 1 | 2 | 0 | 3 |

| | PENGUINS | | | | |
|-------|----------|-----|-----|----|-------|
| | 1st | 2nd | 3rd | OT | Total |
| Goals | 2 | 2 | 3 | 0 | 7 |

Shots by Period

| | COYOTES | | | | |
|-------|---------|-----|-----|----|-------|
| | 1st | 2nd | 3rd | OT | Total |
| Shots | 13 | 13 | 16 | 0 | 42 |

| | PENGUINS | | | | |
|-------|----------|-----|-----|----|-------|
| | 1st | 2nd | 3rd | OT | Total |
| Shots | 21 | 32 | 17 | 0 | 70 |

* - Overtime ** - Shootout



BOSTON BRUINS

WEBSITE: bostonbruins.com

Bruins vs. Penguins

All-time scorer vs. Pittsburgh:
Ray Bourque (72gp, 25-63-88)

All-time Pittsburgh scorer vs. Boston:
Mario Lemieux (43gp, 31-42-73)

Longest Boston win streak vs. Pittsburgh: 9, Jan. 8, 2004-Jan. 18, 2007

Longest Pittsburgh win streak vs. Boston: 12, Feb. 8, 1993-Apr. 28, 1995

Longest Boston undefeated streak vs. Pittsburgh: 11, Mar. 2, 1969-Dec. 6, 1970 (9-0-2)

Longest Pittsburgh undefeated streak vs. Boston: 12, Feb. 8, 1993-Apr. 28, 1995 (12-0-0)

Last Boston win at home: Mar. 1, 2018 (8-4) [0-0-0 since last win]

Last Pittsburgh win at home: Jan. 7, 2018 (6-5 OT) [0-0-0 since last win]

Last Boston win at Pittsburgh: Dec. 18, 2015 (6-2) [0-1-2 since last win]

Last Pittsburgh win at Boston: Nov. 24, 2014 (3-2 OT) [0-5-0 since last win]

Most goals by Boston vs. Pittsburgh: 8, Mar. 1, 2018 (B, 8-4); Mar. 14, 1989 (B, 8-2)

Most goals by Pittsburgh vs. Boston: 9, Nov. 30, 1995 (P, 9-6)

Most goals by both teams: 15, Nov. 30, 1995 (P, 9-6)

Last Boston shutout vs. Pittsburgh: Dec. 16, 2015 (3-0) - Tuukka Rask

Last Pittsburgh shutout vs. Boston: Mar. 18, 2010 (3-0) - Marc-Andre Fleury

Last Boston hat trick vs. Pittsburgh: Mar. 1, 2018 - David Krejci

Last Pittsburgh hat trick vs. Boston: Apr. 18, 1998 - Martin Straka

Last Pittsburgh trade with Boston: Dec. 19, 2006 - Future considerations to Pittsburgh in exchange for Wade Brookbank

Pittsburgh's Overtime/Shootout Record vs. Boston: 12-4-10

Year By Year

| YEAR | PIT | ROAD | TOTAL | GF/GA | YEAR | PIT | ROAD | TOTAL | GF/GA |
|---------|--------|--------|-------|-------|---------------|-----------------|----------------|------------------|----------------|
| 1967-68 | 1-1-0 | 1-1-0 | 2-2-0 | 10-10 | 1997-98 | 2-0-1 | 1-2-0 | 3-2-1 | 20-20 |
| 1968-69 | 1-2-0 | 0-3-0 | 1-5-0 | 13-25 | 1998-99 | 1-0-1 | 0-2-0 | 1-2-1 | 8-8 |
| 1969-70 | 0-2-1 | 0-3-0 | 0-5-1 | 9-21 | 1999-00 | 1-0-1 | 0-2-0 | 1-2-1 | 9-10 |
| 1970-71 | 1-1-1 | 0-3-0 | 1-4-1 | 18-28 | 2000-01 | 0-1-1 | 0-2-0 | 0-3-1 | 7-13 |
| 1971-72 | 1-1-1 | 0-1-2 | 1-2-3 | 20-21 | 2001-02 | 0-2-0 | 1-1-0 | 1-3-0 | 9-15 |
| 1972-73 | 1-2-0 | 0-2-0 | 1-4-0 | 14-21 | 2002-03 | 0-2-0 | 2-0-0 | 2-2-0 | 10-10 |
| 1973-74 | 0-2-0 | 0-3-0 | 0-5-0 | 16-30 | 2003-04 | 1-1-0 | 0-2-0 | 1-3-0 | 8-15 |
| 1974-75 | 1-0-2 | 0-2-0 | 1-2-2 | 20-21 | 2004-05 | No Season | | | |
| 1975-76 | 0-0-2 | 0-3-0 | 0-3-2 | 14-24 | 2005-06 | 0-1-1 | 0-2-0 | 0-3-1 | 13-22 |
| 1976-77 | 1-1-1 | 0-2-0 | 1-3-1 | 10-17 | 2006-07 | 1-0-1 | 1-0-1 | 2-0-2 | 16-9 |
| 1977-78 | 0-2-0 | 0-3-0 | 0-5-0 | 11-33 | 2007-08 | 1-1-0 | 1-1-0 | 2-2-0 | 10-13 |
| 1978-79 | 1-0-1 | 1-1-0 | 2-1-1 | 14-16 | 2008-09 | 1-1-0 | 1-1-0 | 2-2-0 | 11-14 |
| 1979-80 | 0-2-0 | 2-0-0 | 2-2-0 | 14-16 | 2009-10 | 2-0-0 | 1-1-0 | 3-1-0 | 11-9 |
| 1980-81 | 0-2-0 | 0-1-1 | 0-3-1 | 13-22 | 2010-11 | 0-2-0 | 2-0-0 | 2-2-0 | 12-15 |
| 1981-82 | 1-1-0 | 0-0-1 | 1-1-1 | 10-10 | 2011-12 | 1-1-0 | 2-0-0 | 3-1-0 | 13-9 |
| 1982-83 | 1-0-0 | 0-2-0 | 1-2-0 | 10-14 | 2012-13 | 2-0-0 | 1-0-0 | 3-0-0 | 8-5 |
| 1983-84 | 0-2-0 | 0-1-0 | 0-3-0 | 7-18 | 2013-14 | 1-0-0 | 0-1-1 | 1-1-1 | 8-9 |
| 1984-85 | 0-1-0 | 1-1-0 | 1-2-0 | 12-16 | 2014-15 | 0-1-1 | 1-0-0 | 1-1-1 | 5-7 |
| 1985-86 | 1-1-0 | 0-1-0 | 1-2-0 | 8-11 | 2015-16 | 0-1-0 | 0-2-0 | 0-3-0 | 3-14 |
| 1986-87 | 1-0-0 | 0-2-0 | 1-2-0 | 9-11 | 2016-17 | 2-0-0 | 0-1-0 | 2-1-0 | 12-8 |
| 1987-88 | 0-1-1 | 0-1-0 | 0-2-1 | 7-11 | 2017-18 | 1-0-0 | 0-2-0 | 1-2-0 | 13-17 |
| 1988-89 | 0-1-0 | 1-0-1 | 1-1-1 | 10-13 | TOTALS | 42-41-18 | 28-67-8 | 70-108-26 | 626-780 |
| 1989-90 | 1-1-0 | 0-1-0 | 1-2-0 | 13-15 | | | | | |
| 1990-91 | 1-0-0 | 0-1-1 | 1-1-1 | 12-11 | | | | | |
| 1991-92 | 0-0-1 | 1-1-0 | 1-1-1 | 14-15 | | | | | |
| 1992-93 | 2-0-0 | *2-1-0 | 4-1-0 | 18-14 | | | | | |
| 1993-94 | #3-0-0 | 3-0-0 | 6-0-0 | 33-17 | | | | | |
| 1994-95 | 2-0-0 | 1-1-0 | 3-1-0 | 15-12 | | | | | |
| 1995-96 | 2-0-0 | 1-2-0 | 3-2-0 | 29-27 | | | | | |
| 1996-97 | 2-1-0 | 0-2-0 | 2-3-0 | 17-18 | | | | | |

* = one game played in Atlanta # = one game played in Cleveland

BOSTON BRUINS vs. PITTSBURGH PENGUINS 2017-2018 REGULAR SEASON

at BOSTON BRUINS

| Date | Score | W Goal |
|------------|---------------|----------------|
| 01 Mar '18 | PIT 4 @ BOS 8 | Torey Krug |
| 24 Nov '17 | PIT 3 @ BOS 4 | David Pastrnak |

at PITTSBURGH PENGUINS

| Date | Score | W Goal |
|--------------|---------------|---------------|
| 07 Jan '18 * | BOS 5 @ PIT 6 | Evgeni Malkin |

Individual Scoring

| BRUINS | | | | | | | | | | PENGUINS | | | | | | | | | |
|------------------|----|---|---|---|-----|-----|----|----|--|------------------|----|---|---|---|-----|-----|----|----|--|
| Player | GP | G | A | P | +/- | PIM | PP | SH | | Player | GP | G | A | P | +/- | PIM | PP | SH | |
| David Krejci | 3 | 4 | 1 | 5 | 2 | 4 | 2 | 0 | | Phil Kessel | 3 | 3 | 2 | 5 | 1 | 0 | 1 | 0 | |
| David Pastrnak | 3 | 3 | 2 | 5 | 4 | 2 | 0 | 0 | | Evgeni Malkin | 2 | 2 | 3 | 5 | 0 | 4 | 1 | 0 | |
| Brad Marchand | 2 | 1 | 3 | 4 | 1 | 2 | 0 | 0 | | Sidney Crosby | 3 | 1 | 4 | 5 | 0 | 0 | 0 | 0 | |
| Jake DeBrusk | 3 | 0 | 4 | 4 | 3 | 0 | 0 | 0 | | Riley Sheahan | 3 | 2 | 1 | 3 | 0 | 0 | 0 | 0 | |
| Riley Nash | 3 | 1 | 2 | 3 | 1 | 0 | 0 | 0 | | Kris Letang | 3 | 1 | 2 | 3 | -1 | 2 | 0 | 0 | |
| Zdeno Chara | 3 | 0 | 3 | 3 | 1 | 7 | 0 | 0 | | Patric Hornqvist | 3 | 0 | 3 | 3 | -1 | 2 | 0 | 0 | |
| Charlie McAvoy | 3 | 0 | 3 | 3 | 5 | 2 | 0 | 0 | | Olli Maatta | 3 | 2 | 0 | 2 | -1 | 4 | 0 | 0 | |
| David Backes | 2 | 2 | 0 | 2 | 1 | 0 | 0 | 0 | | Matt Hunwick | 3 | 0 | 2 | 2 | -2 | 2 | 0 | 0 | |
| Torey Krug | 3 | 1 | 1 | 2 | 3 | 2 | 0 | 0 | | Jake Guentzel | 3 | 1 | 0 | 1 | -1 | 0 | 1 | 0 | |
| Ryan Spooner | 2 | 1 | 1 | 2 | 1 | 0 | 0 | 0 | | Jamie Oleksiak | 2 | 1 | 0 | 1 | -4 | 7 | 0 | 0 | |
| Rick Nash | 1 | 1 | 1 | 2 | -1 | 0 | 1 | 0 | | Carl Hagelin | 3 | 0 | 1 | 1 | -4 | 0 | 0 | 0 | |
| Brian Gionta | 1 | 0 | 2 | 2 | 1 | 0 | 0 | 0 | | Justin Schultz | 3 | 0 | 1 | 1 | 2 | 0 | 0 | 0 | |
| Noel Acciari | 3 | 1 | 0 | 1 | -1 | 0 | 0 | 0 | | Derick Brassard | 1 | 0 | 1 | 1 | 1 | 0 | 0 | 0 | |
| Sean Kuraly | 3 | 1 | 0 | 1 | 0 | 0 | 0 | 0 | | Brian Dumoulin | 3 | 0 | 0 | 0 | -2 | 4 | 0 | 0 | |
| Matt Grzelcyk | 2 | 1 | 0 | 1 | 0 | 2 | 0 | 0 | | Tom Kuhnhackl | 3 | 0 | 0 | 0 | -2 | 0 | 0 | 0 | |
| Brandon Carlo | 3 | 0 | 1 | 1 | -2 | 0 | 0 | 0 | | Conor Sheary | 3 | 0 | 0 | 0 | 0 | 0 | 0 | 0 | |
| Kevan Miller | 3 | 0 | 1 | 1 | 3 | 0 | 0 | 0 | | Ryan Reaves | 2 | 0 | 0 | 0 | 0 | 0 | 0 | 0 | |
| Patrice Bergeron | 2 | 0 | 1 | 1 | 1 | 0 | 0 | 0 | | Carter Rowney | 2 | 0 | 0 | 0 | -4 | 0 | 0 | 0 | |
| Danton Heinen | 2 | 0 | 1 | 1 | 0 | 2 | 0 | 0 | | Bryan Rust | 2 | 0 | 0 | 0 | -1 | 2 | 0 | 0 | |
| Peter Cehlarik | 1 | 0 | 1 | 1 | 1 | 0 | 0 | 0 | | Greg McKegg | 1 | 0 | 0 | 0 | -1 | 0 | 0 | 0 | |
| Nick Holden | 1 | 0 | 1 | 1 | 0 | 0 | 0 | 0 | | Chad Ruhwedel | 1 | 0 | 0 | 0 | -1 | 0 | 0 | 0 | |
| Tim Schaller | 3 | 0 | 0 | 0 | -1 | 2 | 0 | 0 | | Dominik Simon | 1 | 0 | 0 | 0 | 0 | 0 | 0 | 0 | |
| Rob O'Gara | 1 | 0 | 0 | 0 | -1 | 0 | 0 | 0 | | Daniel Sprong | 1 | 0 | 0 | 0 | -1 | 0 | 0 | 0 | |
| Tommy Wingels | 1 | 0 | 0 | 0 | 0 | 0 | 0 | 0 | | | | | | | | | | | |

Power Play: 3-9 33.3% / Penalty Killing: 5-8 62.5%

Power Play: 3-8 37.5% / Penalty Killing: 6-9 66.7%

Goaltending

| BRUINS | | | | | | | | | PENGUINS | | | | | | | | | |
|----------------|----|-----|-------|----|----|----|------|------|----------|---------------|----|-----|-------|----|----|----|-------|------|
| Goalie | GP | Min | WLOT | GA | SA | SV | GAA | SV% | | Goalie | GP | Min | WLOT | GA | SA | SV | GAA | SV% |
| Tuukka Rask | 2 | 123 | 1-0-1 | 10 | 61 | 51 | 4.88 | .836 | | Matt Murray | 2 | 84 | 1-1-0 | 4 | 39 | 35 | 2.86 | .897 |
| Anton Khudobin | 1 | 60 | 1-0-0 | 3 | 20 | 17 | 3.00 | .850 | | Tristan Jarry | 2 | 92 | 0-1-0 | 10 | 52 | 42 | 6.54 | .808 |
| | | | | | | | | | | Casey DeSmith | 1 | 5 | 0-0-0 | 3 | 5 | 2 | 33.03 | .400 |

Goals by Period

| BRUINS | | | | | | PENGUINS | | | | | |
|--------|-----|-----|-----|----|-------|----------|-----|-----|-----|----|-------|
| | 1st | 2nd | 3rd | OT | Total | | 1st | 2nd | 3rd | OT | Total |
| Goals | 8 | 8 | 1 | 0 | 17 | Goals | 6 | 4 | 2 | 1 | 13 |

Shots by Period

| BRUINS | | | | | | PENGUINS | | | | | |
|--------|-----|-----|-----|----|-------|----------|-----|-----|-----|----|-------|
| | 1st | 2nd | 3rd | OT | Total | | 1st | 2nd | 3rd | OT | Total |
| Shots | 40 | 36 | 20 | 0 | 96 | Shots | 20 | 24 | 36 | 1 | 81 |

* - Overtime ** - Shootout



BUFFALO SABRES

WEBSITE: buffalosabres.com

Sabres vs. Penguins

All-time scorer vs. Pittsburgh: Gilbert Perreault (69gp, 39-51-90)

All-time Pittsburgh scorer vs. Buffalo: Jaromir Jagr (47gp, 31-39-70)

Longest Buffalo win streak vs. Pittsburgh: 5, Oct. 10, 2005-Nov. 17, 2006; Oct. 24, 1979-Oct. 18, 1980

Longest Pittsburgh win streak vs. Buffalo: 9, Oct. 5, 2013-Mar. 29, 2016

Longest Buffalo undefeated streak vs. Pittsburgh: 9, Oct. 10, 1970-Dec. 31, 1971 (3-0-6)

Longest Pittsburgh undefeated streak vs. Buffalo: 15, Oct. 5, 2013-Present (14-0-1)

Last Buffalo win at home: Nov. 19, 2016 (2-1 SO) [0-2-0 since last win]

Last Pittsburgh win at home: Dec. 2, 2017 [5-1] [0-0-0 since last win]

Last Buffalo win at Pittsburgh: Apr. 23, 2013 (4-2) [0-6-2 since last win]

Last Pittsburgh win at Buffalo: Dec. 1, 2017 (4-0) [0-0-0 since last win]

Most goals by Buffalo vs. Pittsburgh: 10, Mar. 4, 1983 (B, 10-2); Dec. 7, 1980 (B, 10-1)

Most goals by Pittsburgh vs. Buffalo: 8, Dec. 17, 2012 (P, 8-3); Oct. 13, 1987 (P, 8-3)

Most goals by both teams: 13, Oct. 12, 1988 (B, 8-5); Mar. 10, 1976 (B, 7-6)

Last Buffalo shutout vs. Pittsburgh: Jan. 21, 2003 (0-0) – Martin Biron

Last Pittsburgh shutout vs. Buffalo: Dec. 1, 2017 (4-0) – Tristan Jarry

Last Buffalo hat trick vs. Pittsburgh: Oct. 12, 1988 – Dave Andreychuk

Last Pittsburgh hat trick vs. Buffalo: Dec. 17, 2011 – Evgeni Malkin

Last Pittsburgh trade with Buffalo: June 27, 2018 – A 2019 fourth-round draft pick to Pittsburgh in exchange for Conor Sheary and Matt Hunwick

Pittsburgh's Overtime/Shootout Record vs. Buffalo: 10-6-15

Year By Year

| YEAR | PIT | ROAD | TOTAL | GF/GA | YEAR | PIT | ROAD | TOTAL | GF/GA |
|---------|--------|-------|-------|-------|---------------|-----------------|-----------------|-----------------|----------------|
| 1970-71 | 0-2-1 | 0-0-3 | 0-2-4 | 19-22 | 2000-01 | 1-1-0 | 2-0-0 | 3-1-0 | 17-11 |
| 1971-72 | 0-1-2 | 1-1-1 | 1-2-3 | 14-14 | 2001-02 | 1-0-1 | 1-1-0 | 2-1-1 | 10-9 |
| 1972-73 | 0-0-2 | 0-3-0 | 0-3-2 | 9-14 | 2002-03 | 2-0-0 | 1-0-1 | 3-0-1 | 14-5 |
| 1973-74 | 3-0-0 | 0-2-0 | 3-2-0 | 17-15 | 2003-04 | 1-0-1 | 1-1-0 | 2-1-1 | 7-9 |
| 1974-75 | 0-0-2 | 0-3-0 | 0-3-2 | 18-30 | 2004-05 | No Season | | | |
| 1975-76 | 1-2-0 | 0-2-0 | 1-4-0 | 13-27 | 2005-06 | 0-1-1 | 0-1-1 | 0-2-2 | 10-14 |
| 1976-77 | 3-0-0 | 1-0-1 | 4-0-1 | 20-12 | 2006-07 | 1-1-0 | 1-1-0 | 2-2-0 | 11-14 |
| 1977-78 | 0-0-2 | 0-0-3 | 0-0-5 | 17-17 | 2007-08 | 2-0-0 | 2-0-0 | 4-0-0 | 14-5 |
| 1978-79 | 1-0-1 | 1-0-1 | 2-0-2 | 19-15 | 2008-09 | 1-1-0 | 1-1-0 | 2-2-0 | 15-13 |
| 1979-80 | 0-2-0 | 0-2-0 | 0-4-0 | 8-30 | 2009-10 | 2-0-0 | 1-1-0 | 3-1-0 | 12-11 |
| 1980-81 | 0-2-0 | 0-1-1 | 0-3-1 | 5-21 | 2010-11 | 2-0-0 | 2-0-0 | 4-0-0 | 12-5 |
| 1981-82 | 1-1-0 | 0-1-0 | 1-2-0 | 12-15 | 2011-12 | 1-1-0 | 1-1-0 | 2-2-0 | 17-15 |
| 1982-83 | 1-0-0 | 0-1-1 | 1-1-1 | 12-18 | 2012-13 | 0-2-0 | 1-0-0 | 1-2-0 | 7-11 |
| 1983-84 | 0-2-0 | 0-1-0 | 0-3-0 | 9-16 | 2013-14 | 2-0-0 | 1-0-0 | 3-0-0 | 12-2 |
| 1984-85 | 0-0-1 | 0-2-0 | 0-2-1 | 5-12 | 2014-15 | 1-0-0 | 2-0-0 | 3-0-0 | 13-1 |
| 1985-86 | 1-0-1 | 1-0-0 | 2-0-1 | 11-6 | 2015-16 | 2-0-0 | 1-0-0 | 3-0-0 | 12-10 |
| 1986-87 | 1-0-0 | 1-0-1 | 2-0-1 | 15-10 | 2016-17 | 1-0-0 | 1-0-1 | 2-0-1 | 8-5 |
| 1987-88 | 2-0-0 | 0-0-1 | 2-0-1 | 16-9 | 2017-18 | 2-0-0 | 1-0-0 | 3-0-0 | 14-5 |
| 1988-89 | 1-0-0 | 0-2-0 | 1-2-0 | 13-16 | TOTALS | 54-23-19 | 34-39-19 | 88-62-38 | 613-602 |
| 1989-90 | 0-2-0 | 0-1-0 | 0-3-0 | 6-14 | | | | | |
| 1990-91 | 1-0-0 | 1-0-1 | 2-0-1 | 14-10 | | | | | |
| 1991-92 | 1-1-0 | 1-0-0 | 2-1-0 | 14-11 | | | | | |
| 1992-93 | 2-0-0 | 1-1-0 | 3-1-0 | 18-16 | | | | | |
| 1993-94 | *3-0-0 | 2-1-0 | 5-1-0 | 21-13 | | | | | |
| 1994-95 | 1-0-1 | 1-1-0 | 2-1-1 | 15-13 | | | | | |
| 1995-96 | 2-1-0 | 1-1-1 | 3-2-1 | 23-22 | | | | | |
| 1996-97 | 3-0-0 | 0-3-0 | 3-3-0 | 14-14 | | | | | |
| 1997-98 | 2-0-1 | 0-1-1 | 2-1-2 | 11-9 | | | | | |
| 1998-99 | 1-0-1 | 0-2-0 | 1-2-1 | 10-11 | | | | | |
| 1999-00 | 1-0-1 | 2-0-0 | 3-0-1 | 10-5 | | | | | |

*Includes one game played in Sacramento

BUFFALO SABRES vs. PITTSBURGH PENGUINS 2017-2018 REGULAR SEASON

at BUFFALO SABRES

| Date | Score | W Goal |
|------------|---------------|---------------|
| 01 Dec '17 | PIT 4 @ BUF 0 | Tom Kuhnhackl |

at PITTSBURGH PENGUINS

| Date | Score | W Goal |
|--------------|---------------|--------------|
| 02 Dec '17 | BUF 1 @ PIT 5 | Carl Hagelin |
| 14 Nov '17 * | BUF 4 @ PIT 5 | Conor Sheary |

Individual Scoring

| SABRES | | | | | | | | | |
|--------------------|----|---|---|---|-----|-----|----|----|--|
| Player | GP | G | A | P | +/- | PIM | PP | SH | |
| Jack Eichel | 3 | 1 | 2 | 3 | 0 | 2 | 0 | 0 | |
| Sam Reinhart | 3 | 1 | 2 | 3 | 1 | 2 | 1 | 0 | |
| Evander Kane | 3 | 1 | 1 | 2 | 1 | 4 | 0 | 0 | |
| Jason Pominville | 3 | 1 | 0 | 1 | -3 | 0 | 0 | 0 | |
| Benoit Pouliot | 3 | 1 | 0 | 1 | -3 | 4 | 1 | 0 | |
| Kyle Okposo | 3 | 0 | 1 | 1 | -3 | 2 | 0 | 0 | |
| Marco Scandella | 3 | 0 | 1 | 1 | -1 | 6 | 0 | 0 | |
| Nathan Beaulieu | 3 | 0 | 0 | 0 | -4 | 0 | 0 | 0 | |
| Zemgus Girgensons | 3 | 0 | 0 | 0 | -4 | 0 | 0 | 0 | |
| Johan Larsson | 3 | 0 | 0 | 0 | -4 | 2 | 0 | 0 | |
| Jake McCabe | 3 | 0 | 0 | 0 | -4 | 0 | 0 | 0 | |
| Jordan Nolan | 3 | 0 | 0 | 0 | -3 | 2 | 0 | 0 | |
| Ryan O'Reilly | 3 | 0 | 0 | 0 | -3 | 0 | 0 | 0 | |
| Zach Bogosian | 2 | 0 | 0 | 0 | 0 | 5 | 0 | 0 | |
| Kyle Criscuolo | 2 | 0 | 0 | 0 | -2 | 2 | 0 | 0 | |
| Josh Gorges | 2 | 0 | 0 | 0 | -1 | 0 | 0 | 0 | |
| Matt Moulson | 2 | 0 | 0 | 0 | -2 | 2 | 0 | 0 | |
| Rasmus Ristolainen | 2 | 0 | 0 | 0 | -4 | 0 | 0 | 0 | |
| Victor Antipin | 1 | 0 | 0 | 0 | 0 | 0 | 0 | 0 | |
| Nicholas Baptiste | 1 | 0 | 0 | 0 | 0 | 2 | 0 | 0 | |
| Justin Falk | 1 | 0 | 0 | 0 | 1 | 0 | 0 | 0 | |
| Hudson Fasching | 1 | 0 | 0 | 0 | 0 | 2 | 0 | 0 | |
| Taylor Fedun | 1 | 0 | 0 | 0 | -1 | 0 | 0 | 0 | |

Power Play: 2-11 18.2% / Penalty Killing: 10-12 83.3%

| PENGUINS | | | | | | | | | |
|------------------|----|---|---|---|-----|-----|----|----|--|
| Player | GP | G | A | P | +/- | PIM | PP | SH | |
| Sidney Crosby | 3 | 3 | 3 | 6 | 3 | 0 | 1 | 0 | |
| Patric Hornqvist | 3 | 3 | 3 | 6 | 4 | 2 | 1 | 0 | |
| Evgeni Malkin | 3 | 1 | 3 | 4 | 2 | 4 | 0 | 0 | |
| Phil Kessel | 3 | 2 | 1 | 3 | 2 | 0 | 0 | 0 | |
| Conor Sheary | 3 | 2 | 1 | 3 | 4 | 0 | 0 | 0 | |
| Kris Letang | 3 | 0 | 3 | 3 | 2 | 2 | 0 | 0 | |
| Jake Guentzel | 3 | 1 | 1 | 2 | 1 | 0 | 0 | 0 | |
| Olli Maatta | 3 | 0 | 2 | 2 | 3 | 2 | 0 | 0 | |
| Riley Sheahan | 3 | 0 | 2 | 2 | 4 | 0 | 0 | 0 | |
| Carl Hagelin | 3 | 1 | 0 | 1 | 1 | 2 | 0 | 0 | |
| Tom Kuhnhackl | 3 | 1 | 0 | 1 | 2 | 0 | 0 | 0 | |
| Ian Cole | 3 | 0 | 1 | 1 | 4 | 2 | 0 | 0 | |
| Bryan Rust | 3 | 0 | 1 | 1 | 0 | 4 | 0 | 0 | |
| Brian Dumoulin | 3 | 0 | 0 | 0 | 0 | 4 | 0 | 0 | |
| Ryan Reaves | 3 | 0 | 0 | 0 | 1 | 9 | 0 | 0 | |
| Justin Schultz | 3 | 0 | 0 | 0 | 3 | 0 | 0 | 0 | |
| Matt Hunwick | 2 | 0 | 0 | 0 | 2 | 2 | 0 | 0 | |
| Carter Rowney | 2 | 0 | 0 | 0 | 0 | 0 | 0 | 0 | |
| Greg McKeegg | 1 | 0 | 0 | 0 | 0 | 0 | 0 | 0 | |
| Chad Ruhwedel | 1 | 0 | 0 | 0 | 1 | 0 | 0 | 0 | |

Power Play: 2-12 16.7% / Penalty Killing: 9-11 81.8%

Goaltending

| SABRES | | | | | | | | |
|--------------|----|-----|-------|----|----|----|------|------|
| Goalie | GP | Min | WLOT | GA | SA | SV | GAA | SV% |
| Robin Lehner | 2 | 120 | 0-1-1 | 9 | 70 | 61 | 4.49 | .871 |
| Chad Johnson | 1 | 59 | 0-1-0 | 4 | 28 | 24 | 4.06 | .857 |

| PENGUINS | | | | | | | | |
|---------------|----|-----|-------|----|----|----|------|------|
| Goalie | GP | Min | WLOT | GA | SA | SV | GAA | SV% |
| Tristan Jarry | 2 | 120 | 2-0-0 | 1 | 67 | 66 | 0.50 | .985 |
| Matt Murray | 1 | 60 | 1-0-0 | 4 | 32 | 28 | 4.01 | .875 |

Goals by Period

| SABRES | | | | | |
|--------|-----|-----|-----|----|-------|
| | 1st | 2nd | 3rd | OT | Total |
| Goals | 2 | 2 | 1 | 0 | 5 |

| PENGUINS | | | | | |
|----------|-----|-----|-----|----|-------|
| | 1st | 2nd | 3rd | OT | Total |
| Goals | 5 | 5 | 3 | 1 | 14 |

Shots by Period

| SABRES | | | | | |
|--------|-----|-----|-----|----|-------|
| | 1st | 2nd | 3rd | OT | Total |
| Shots | 27 | 42 | 30 | 0 | 99 |

| PENGUINS | | | | | |
|----------|-----|-----|-----|----|-------|
| | 1st | 2nd | 3rd | OT | Total |
| Shots | 36 | 38 | 24 | 1 | 99 |

* - Overtime ** - Shootout



CALGARY FLAMES

WEBSITE: calgaryflames.com | Franchise played as Atlanta Flames from 1972-73 to 1979-80

Flames vs. Penguins

All-time scorer vs. Pittsburgh: Al MacInnis (27gp, 6-23-29)

All-time Pittsburgh scorer vs. Calgary: Mario Lemieux (25gp, 20-42-62)

Longest Calgary win streak vs. Pittsburgh: 5, Nov. 7, 2015-Nov. 2, 2017; Nov. 4, 1977-Nov. 3, 1978

Longest Pittsburgh win streak vs. Calgary: 9, Dec. 6, 2007-Feb. 6, 2015

Longest Calgary undefeated streak vs. Pittsburgh: 10, Feb. 7, 1981-Feb. 16, 1984 (6-0-4)

Longest Pittsburgh undefeated streak vs. Calgary: 9, Dec. 6, 2007-Feb. 6, 2015 (9-0-0)

Last Calgary win at home: Nov. 2, 2017 (2-1 OT) [0-0-0 since last win]

Last Pittsburgh win at home: Mar. 5, 2018 (4-3 OT) [0-0-0 since last win]

Last Calgary win at Pittsburgh: Feb. 7, 2017 (3-2 SO) [0-0-1 since last win]

Last Pittsburgh win at Calgary: Feb. 6, 2015 (4-0) [0-1-2 since last win]

Most goals by Calgary vs. Pittsburgh: 10, Mar. 9, 1989 (C, 10-3); Feb. 16, 1984 (C, 10-3)

Most goals by Pittsburgh vs. Calgary: 7, Dec. 19, 1989 (P, 7-1)

Most goals by both teams: 13, Mar. 9, 1989 (C, 10-3); Feb. 16, 1984 (C, 10-3)

Last Calgary shutout vs. Pittsburgh: Jan. 16, 1982 (4-0) – Pat Riggan

Last Pittsburgh shutout vs. Calgary: Feb. 6, 2015 (4-0) – Marc-Andre Fleury

Last Calgary hat trick vs. Pittsburgh: Dec. 7, 2003 – Shean Donovan

Last Pittsburgh hat trick vs. Calgary: Nov. 27, 2010 – Sidney Crosby

Last Pittsburgh trade with Calgary: Mar. 5, 2014 – Lee Stempniak to Pittsburgh in exchange for a 2014 third-round draft pick

Pittsburgh's Overtime/Shootout Record vs. Calgary: 2-1-9

Year By Year

| YEAR | PIT | ROAD | TOTAL | GF/GA | YEAR | PIT | ROAD | TOTAL | GF/GA |
|---------|--------------|-------|-------|-------|---------------|-----------------|-----------------|-----------------|----------------|
| 1972-73 | 3-0-0 | 1-1-0 | 4-1-0 | 23-15 | 1999-00 | 0-0-0 | 0-1-0 | 0-1-0 | 2-8 |
| 1973-74 | 1-0-2 | 2-1-0 | 3-1-2 | 19-18 | 2000-01 | 1-0-0 | 0-0-1 | 1-0-1 | 7-4 |
| 1974-75 | 1-0-1 | 0-1-1 | 1-1-2 | 12-14 | 2001-02 | 0-0-0 | 1-0-0 | 1-0-0 | 6-4 |
| 1975-76 | 1-0-1 | 1-1-0 | 2-1-1 | 13-10 | 2002-03 | 1-0-0 | 0-0-0 | 1-0-0 | 2-0 |
| 1976-77 | 0-1-1 | 0-2-0 | 0-3-1 | 12-18 | 2003-04 | 0-0-0 | 0-1-0 | 0-1-0 | 1-6 |
| 1977-78 | 1-1-0 | 0-2-0 | 1-3-0 | 8-13 | 2004-05 | No Season | | | |
| 1978-79 | 0-2-0 | 0-1-1 | 0-3-1 | 7-16 | 2005-06 | 0-1-0 | 0-0-0 | 0-1-0 | 2-3 |
| 1979-80 | 1-0-1 | 1-1-0 | 2-1-1 | 11-11 | 2006-07 | Did Not Play | | | |
| 1980-81 | 1-1-0 | 0-1-1 | 1-2-1 | 13-19 | 2007-08 | 0-0-0 | 1-0-0 | 1-0-0 | 2-2 |
| 1981-82 | 0-0-1 | 0-1-1 | 0-1-2 | 7-11 | 2008-09 | 1-0-0 | 0-0-0 | 1-0-0 | 2-0 |
| 1982-83 | 0-2-0 | 0-1-0 | 0-3-0 | 6-14 | 2009-10 | 0-0-0 | 1-0-0 | 1-0-0 | 3-1 |
| 1983-84 | 0-0-1 | 0-1-1 | 0-1-2 | 10-17 | 2010-11 | 1-0-0 | 0-0-0 | 1-0-0 | 4-1 |
| 1984-85 | 2-0-0 | 0-0-1 | 2-0-1 | 18-13 | 2011-12 | 0-0-0 | 1-0-0 | 1-0-0 | 5-3 |
| 1985-86 | 1-0-0 | 0-2-0 | 1-2-0 | 9-14 | 2012-13 | Did Not Play | | | |
| 1986-87 | 0-2-0 | 1-0-0 | 1-2-0 | 10-11 | 2013-14 | 1-0-0 | 1-0-0 | 2-0-0 | 6-4 |
| 1987-88 | 1-0-0 | 1-0-1 | 2-0-1 | 14-10 | 2014-15 | 1-0-0 | 1-0-0 | 2-0-0 | 7-1 |
| 1988-89 | 1-1-0 | 0-1-0 | 1-2-0 | 11-15 | 2015-16 | 0-1-0 | 0-1-0 | 0-2-0 | 4-9 |
| 1989-90 | 0-0-1 | 0-2-0 | 0-2-1 | 9-13 | 2016-17 | 0-0-1 | 0-0-1 | 0-0-2 | 5-5 |
| 1990-91 | 2-0-0 | 0-1-0 | 2-1-0 | 13-12 | 2017-18 | 1-0-0 | 0-0-1 | 1-0-1 | 5-5 |
| 1991-92 | 1-0-0 | 1-1-0 | 2-1-0 | 16-12 | TOTALS | 29-12-11 | 16-28-10 | 45-40-21 | 352-371 |
| 1992-93 | 1-0-0 | 1-0-0 | 2-0-0 | 7-5 | | | | | |
| 1993-94 | 0-0-1 | 0-1-0 | 0-1-1 | 5-7 | | | | | |
| 1994-95 | Did Not Play | | | | | | | | |
| 1995-96 | 1-0-0 | 0-1-0 | 1-1-0 | 10-8 | | | | | |
| 1996-97 | 1-0-0 | 0-1-0 | 1-1-0 | 9-9 | | | | | |
| 1997-98 | 1-0-0 | 0-1-0 | 1-1-0 | 7-7 | | | | | |
| 1998-99 | 1-0-0 | 1-0-0 | 2-0-0 | 10-3 | | | | | |

CALGARY FLAMES vs. PITTSBURGH PENGUINS 2017-2018 REGULAR SEASON

at CALGARY FLAMES

at PITTSBURGH PENGUINS

| Date | Score | W Goal |
|--------------|---------------|---------------|
| 02 Nov '17 * | PIT 1 @ CGY 2 | Mark Giordano |

| Date | Score | W Goal |
|--------------|---------------|----------------|
| 05 Mar '18 * | CGY 3 @ PIT 4 | Justin Schultz |

Individual Scoring

| Player | FLAMES | | | | | | | | |
|-----------------|--------|---|---|---|-----|-----|----|----|--|
| | GP | G | A | P | +/- | PIM | PP | SH | |
| Mark Giordano | 2 | 2 | 0 | 2 | -1 | 0 | 0 | 0 | |
| Troy Brouwer | 2 | 1 | 1 | 2 | 2 | 0 | 0 | 0 | |
| TJ Brodie | 2 | 0 | 2 | 2 | 1 | 0 | 0 | 0 | |
| Johnny Gaudreau | 2 | 0 | 2 | 2 | -1 | 0 | 0 | 0 | |
| Mikael Backlund | 2 | 1 | 0 | 1 | 0 | 4 | 0 | 0 | |
| Sean Monahan | 2 | 1 | 0 | 1 | -1 | 0 | 1 | 0 | |
| Michael Frolik | 2 | 0 | 1 | 1 | -1 | 0 | 0 | 0 | |
| Travis Hamonic | 2 | 0 | 1 | 1 | 2 | 0 | 0 | 0 | |
| Matt Stajan | 2 | 0 | 1 | 1 | 1 | 0 | 0 | 0 | |
| Matthew Tkachuk | 2 | 0 | 1 | 1 | 1 | 0 | 0 | 0 | |
| Sam Bennett | 2 | 0 | 0 | 0 | -1 | 0 | 0 | 0 | |
| Micheal Ferland | 2 | 0 | 0 | 0 | -2 | 0 | 0 | 0 | |
| Dougie Hamilton | 2 | 0 | 0 | 0 | -2 | 0 | 0 | 0 | |
| Mark Jankowski | 2 | 0 | 0 | 0 | -1 | 4 | 0 | 0 | |
| Brett Kulak | 2 | 0 | 0 | 0 | -1 | 0 | 0 | 0 | |
| Curtis Lazar | 2 | 0 | 0 | 0 | 1 | 0 | 0 | 0 | |
| Michael Stone | 2 | 0 | 0 | 0 | -1 | 0 | 0 | 0 | |
| Garnet Hathaway | 1 | 0 | 0 | 0 | -1 | 0 | 0 | 0 | |
| Kris Versteeg | 1 | 0 | 0 | 0 | 0 | 0 | 0 | 0 | |

Power Play: 1-6 16.7% / Penalty Killing: 3-3 100.0%

| Player | PENGUINS | | | | | | | | |
|------------------|----------|---|---|---|-----|-----|----|----|--|
| | GP | G | A | P | +/- | PIM | PP | SH | |
| Evgeni Malkin | 2 | 1 | 3 | 4 | 3 | 4 | 0 | 0 | |
| Kris Letang | 2 | 1 | 1 | 2 | 1 | 2 | 0 | 0 | |
| Phil Kessel | 2 | 0 | 2 | 2 | 2 | 2 | 0 | 0 | |
| Patric Hornqvist | 2 | 1 | 0 | 1 | 1 | 0 | 0 | 0 | |
| Chad Ruhwedel | 2 | 1 | 0 | 1 | 0 | 2 | 0 | 0 | |
| Justin Schultz | 1 | 1 | 0 | 1 | 1 | 0 | 0 | 0 | |
| Carl Hagelin | 2 | 0 | 1 | 1 | 1 | 0 | 0 | 0 | |
| Sidney Crosby | 2 | 0 | 0 | 0 | 0 | 0 | 0 | 0 | |
| Brian Dumoulin | 2 | 0 | 0 | 0 | 1 | 0 | 0 | 0 | |
| Jake Guentzel | 2 | 0 | 0 | 0 | 0 | 0 | 0 | 0 | |
| Tom Kuhnhackl | 2 | 0 | 0 | 0 | -2 | 2 | 0 | 0 | |
| Olli Maatta | 2 | 0 | 0 | 0 | -1 | 0 | 0 | 0 | |
| Bryan Rust | 2 | 0 | 0 | 0 | 1 | 0 | 0 | 0 | |
| Riley Sheahan | 2 | 0 | 0 | 0 | -1 | 0 | 0 | 0 | |
| Conor Sheary | 2 | 0 | 0 | 0 | -2 | 0 | 0 | 0 | |
| Derick Brassard | 1 | 0 | 0 | 0 | 0 | 0 | 0 | 0 | |
| Ian Cole | 1 | 0 | 0 | 0 | 0 | 0 | 0 | 0 | |
| Frank Corrado | 1 | 0 | 0 | 0 | 0 | 0 | 0 | 0 | |
| Greg McKegg | 1 | 0 | 0 | 0 | 0 | 0 | 0 | 0 | |
| Jamie Oleksiak | 1 | 0 | 0 | 0 | 0 | 0 | 0 | 0 | |
| Ryan Reaves | 1 | 0 | 0 | 0 | 0 | 2 | 0 | 0 | |
| Dominik Simon | 1 | 0 | 0 | 0 | 1 | 0 | 0 | 0 | |

Power Play: 0-3 0.0% / Penalty Killing: 5-6 83.3%

Goaltending

| Goalie | FLAMES | | | | | | | |
|-------------|--------|-----|-------|----|----|----|------|------|
| | GP | Min | WLOT | GA | SA | SV | GAA | SV% |
| Mike Smith | 1 | 62 | 1-0-0 | 1 | 44 | 43 | 0.96 | .977 |
| Jon Gillies | 1 | 63 | 0-0-1 | 4 | 32 | 28 | 3.83 | .875 |

| Goalie | PENGUINS | | | | | | | |
|---------------|----------|-----|-------|----|----|----|------|------|
| | GP | Min | WLOT | GA | SA | SV | GAA | SV% |
| Tristan Jarry | 2 | 124 | 1-0-1 | 5 | 72 | 67 | 2.41 | .931 |

Goals by Period

| | FLAMES | | | | |
|-------|--------|-----|-----|----|-------|
| | 1st | 2nd | 3rd | OT | Total |
| Goals | 2 | 1 | 1 | 1 | 5 |

| | PENGUINS | | | | |
|-------|----------|-----|-----|----|-------|
| | 1st | 2nd | 3rd | OT | Total |
| Goals | 2 | 1 | 1 | 1 | 5 |

Shots by Period

| | FLAMES | | | | |
|-------|--------|-----|-----|----|-------|
| | 1st | 2nd | 3rd | OT | Total |
| Shots | 24 | 22 | 23 | 3 | 72 |

| | PENGUINS | | | | |
|-------|----------|-----|-----|----|-------|
| | 1st | 2nd | 3rd | OT | Total |
| Shots | 30 | 21 | 21 | 4 | 76 |

* - Overtime ** - Shootout



CAROLINA HURRICANES

WEBSITE: carolinahurricanes.com | Franchise played as Hartford Whalers from 1979-80 to 1996-97

Hurricanes vs. Penguins

All-time scorer vs. Pittsburgh: Ron Francis (50gp, 21-41-62)

All-time Pittsburgh scorer vs. Carolina: Mario Lemieux (40gp, 30-44-74)

Longest Carolina win streak vs. Pittsburgh: 4, Feb. 26, 1989-Mar. 25, 1990; Oct. 28, 1986-Jan. 9, 1988

Longest Pittsburgh win streak vs. Carolina: 7, Jan. 17, 2016-Apr. 2, 2017

Longest Carolina undefeated streak vs. Pittsburgh: 7, Feb. 26, 1989-Dec. 8, 1990 [6-0-1]

Longest Pittsburgh undefeated streak vs. Carolina: 12, Nov. 22, 1996-Jan. 7, 1999 [9-0-3]

Last Carolina win at home: Dec. 29, 2017 [2-1] [0-1-0 since last win]

Last Pittsburgh win at home: Jan. 23, 2018 [3-1] [0-0-0 since last win]

Last Carolina win at Pittsburgh: Jan. 4, 2018 [4-0] [0-1-0 since last win]

Last Pittsburgh win at Carolina: Feb. 23, 2018 [6-1] [0-0-0 since last win]

Most goals by Carolina vs. Pittsburgh: 9, Mar. 30, 1989 [H, 9-5]; Nov. 22, 1984 [H, 9-3]; Dec. 26, 1980 [H, 9-7]

Most goals by Pittsburgh vs. Carolina: 10, Apr. 3, 1993 [P, 10-2]

Most goals by both teams: 16, Dec. 26, 1980 [H, 9-7]

Last Carolina shutout vs. Pittsburgh: Jan. 4, 2018 [4-0] – Cam Ward

Last Pittsburgh shutout vs. Carolina: Jan. 17, 2016 [5-0] – Marc-Andre Fleury

Last Carolina hat trick vs. Pittsburgh: Nov. 29, 2003 – Radim Vrbata

Last Pittsburgh hat trick vs. Carolina: Oct. 8, 2013 – Jussi Jokinen

Last Pittsburgh trade with Carolina: Feb. 26, 2018 – Josh Jooris to Pittsburgh in exchange for Gregg McKegg

Pittsburgh's Overtime/Shootout Record vs. Carolina: 10-6-10

Year By Year

| YEAR | PIT | ROAD | TOTAL | GF/GA | YEAR | PIT | ROAD | TOTAL | GF/GA |
|---------|-----------|-------|-------|-------|---------------|----------------|-----------------|-----------------|----------------|
| 1979-80 | 1-0-1 | 0-2-0 | 1-2-1 | 15-21 | 2006-07 | 1-1-0 | 0-2-0 | 1-3-0 | 8-14 |
| 1980-81 | 1-1-0 | 1-1-0 | 2-2-0 | 20-20 | 2007-08 | 2-0-0 | 0-2-0 | 2-2-0 | 10-12 |
| 1981-82 | 1-0-1 | 1-0-0 | 2-0-1 | 18-11 | 2008-09 | 1-1-0 | 1-0-1 | 2-1-1 | 12-8 |
| 1982-83 | 1-0-0 | 2-0-0 | 3-0-0 | 14-7 | 2009-10 | 0-1-1 | 1-0-1 | 1-1-2 | 9-12 |
| 1983-84 | 1-1-0 | 1-0-0 | 2-1-0 | 11-10 | 2010-11 | 2-0-0 | 1-1-0 | 3-1-0 | 11-10 |
| 1984-85 | 1-0-0 | 0-2-0 | 1-2-0 | 10-13 | 2011-12 | 2-0-0 | 1-1-0 | 3-1-0 | 11-10 |
| 1985-86 | 1-1-0 | 0-1-0 | 1-2-0 | 12-10 | 2012-13 | 1-0-0 | 1-1-0 | 2-1-0 | 14-10 |
| 1986-87 | 0-1-0 | 0-2-0 | 0-3-0 | 12-18 | 2013-14 | 1-1-0 | 2-0-0 | 3-1-0 | 13-10 |
| 1987-88 | 2-0-0 | 0-1-0 | 2-1-0 | 13-11 | 2014-15 | 1-1-0 | 1-1-0 | 2-2-0 | 9-12 |
| 1988-89 | 0-1-0 | 1-1-0 | 1-2-0 | 15-20 | 2015-16 | 2-1-0 | 1-0-1 | 3-1-1 | 13-8 |
| 1989-90 | 0-1-1 | 0-1-0 | 0-2-1 | 9-15 | 2016-17 | 2-0-0 | 2-0-0 | 4-0-0 | 16-6 |
| 1990-91 | 0-1-0 | 1-1-0 | 1-2-0 | 10-11 | 2017-18 | 1-1-0 | 1-1-0 | 2-2-0 | 10-8 |
| 1991-92 | 0-2-0 | 0-0-1 | 0-2-1 | 11-16 | TOTALS | 39-26-7 | 34-30-10 | 73-56-17 | 512-485 |
| 1992-93 | 1-0-0 | 2-0-0 | 3-0-0 | 21-8 | | | | | |
| 1993-94 | 2-0-0 | 2-1-0 | 4-1-0 | 23-22 | | | | | |
| 1994-95 | 1-1-0 | 1-1-0 | 2-2-0 | 15-16 | | | | | |
| 1995-96 | 3-0-0 | 0-2-1 | 3-2-1 | 28-18 | | | | | |
| 1996-97 | 0-0-2 | 2-1-0 | 2-1-2 | 22-17 | | | | | |
| 1997-98 | 3-0-0 | 3-0-0 | 6-0-0 | 22-10 | | | | | |
| 1998-99 | 1-1-0 | 1-0-1 | 2-1-1 | 13-12 | | | | | |
| 1999-00 | 1-1-0 | 1-1-0 | 2-2-0 | 14-13 | | | | | |
| 2000-01 | 0-2-0 | 1-1-0 | 1-3-0 | 12-15 | | | | | |
| 2001-02 | 0-2-0 | 0-0-2 | 0-2-2 | 6-15 | | | | | |
| 2002-03 | 1-1-0 | 1-1-0 | 2-2-0 | 7-9 | | | | | |
| 2003-04 | 1-0-1 | 0-1-1 | 1-1-2 | 9-10 | | | | | |
| 2004-05 | No Season | | | | | | | | |
| 2005-06 | 0-2-0 | 1-0-1 | 1-2-1 | 14-17 | | | | | |

CAROLINA HURRICANES vs. PITTSBURGH PENGUINS

2017-2018 REGULAR SEASON

at CAROLINA HURRICANES

| Date | Score | W Goal |
|------------|---------------|---------------|
| 23 Feb '18 | PIT 6 @ CAR 1 | Olli Maatta |
| 29 Dec '17 | PIT 1 @ CAR 2 | Sebastian Aho |

at PITTSBURGH PENGUINS

| Date | Score | W Goal |
|------------|---------------|--------------------|
| 23 Jan '18 | CAR 1 @ PIT 3 | Jean-Sebastien Dea |
| 04 Jan '18 | CAR 4 @ PIT 0 | Jeff Skinner |

Individual Scoring

HURRICANES

| Player | GP | G | A | P | +/- | PIM | PP | SH |
|---------------------|----|---|---|---|-----|-----|----|----|
| Sebastian Aho | 3 | 3 | 2 | 5 | 3 | 4 | 0 | 0 |
| Teuvo Teravainen | 4 | 2 | 1 | 3 | 3 | 2 | 0 | 0 |
| Derek Ryan | 4 | 2 | 0 | 2 | 2 | 0 | 0 | 0 |
| Elias Lindholm | 4 | 0 | 2 | 2 | 3 | 0 | 0 | 0 |
| Brett Pesce | 4 | 0 | 2 | 2 | 2 | 0 | 0 | 0 |
| Jeff Skinner | 4 | 1 | 0 | 1 | -1 | 4 | 0 | 0 |
| Jacob Slavin | 4 | 0 | 1 | 1 | 1 | 0 | 0 | 0 |
| Trevor van Riemsdyk | 4 | 0 | 1 | 1 | -2 | 2 | 0 | 0 |
| Jordan Staal | 3 | 0 | 1 | 1 | 3 | 0 | 0 | 0 |
| Lee Stempniak | 2 | 0 | 1 | 1 | 0 | 0 | 0 | 0 |
| Klas Dahlbeck | 1 | 0 | 1 | 1 | 1 | 0 | 0 | 0 |
| Phillip Di Giuseppe | 4 | 0 | 0 | 0 | -1 | 0 | 0 | 0 |
| Justin Faulk | 4 | 0 | 0 | 0 | 0 | 4 | 0 | 0 |
| Noah Hanifin | 4 | 0 | 0 | 0 | -2 | 0 | 0 | 0 |
| Brock McGinn | 4 | 0 | 0 | 0 | -2 | 0 | 0 | 0 |
| Joakim Nordstrom | 4 | 0 | 0 | 0 | 0 | 0 | 0 | 0 |
| Victor Rask | 4 | 0 | 0 | 0 | -6 | 0 | 0 | 0 |
| Justin Williams | 4 | 0 | 0 | 0 | -6 | 0 | 0 | 0 |
| Haydn Fleury | 3 | 0 | 0 | 0 | -2 | 0 | 0 | 0 |
| Josh Jooris | 3 | 0 | 0 | 0 | -1 | 0 | 0 | 0 |
| Marcus Kruger | 1 | 0 | 0 | 0 | 0 | 0 | 0 | 0 |

Power Play: 0-7 0.0% / Penalty Killing: 5-6 83.3%

PENGUINS

| Player | GP | G | A | P | +/- | PIM | PP | SH |
|--------------------|----|---|---|---|-----|-----|----|----|
| Jake Guentzel | 4 | 2 | 3 | 5 | 3 | 0 | 0 | 0 |
| Phil Kessel | 4 | 2 | 2 | 4 | 2 | 2 | 0 | 0 |
| Evgeni Malkin | 4 | 1 | 2 | 3 | 0 | 2 | 0 | 0 |
| Sidney Crosby | 4 | 1 | 1 | 2 | -1 | 0 | 1 | 0 |
| Brian Dumoulin | 3 | 1 | 1 | 2 | 3 | 2 | 0 | 0 |
| Riley Sheahan | 4 | 0 | 2 | 2 | 1 | 0 | 0 | 0 |
| Olli Maatta | 4 | 1 | 0 | 1 | 2 | 0 | 0 | 0 |
| Dominik Simon | 4 | 1 | 0 | 1 | -1 | 2 | 0 | 0 |
| Jean-Sebastien Dea | 1 | 1 | 0 | 1 | 1 | 0 | 0 | 0 |
| Conor Sheary | 4 | 0 | 1 | 1 | -2 | 0 | 0 | 0 |
| Tom Kuhnhackl | 3 | 0 | 1 | 1 | -1 | 0 | 0 | 0 |
| Kris Letang | 3 | 0 | 1 | 1 | 1 | 2 | 0 | 0 |
| Bryan Rust | 2 | 0 | 1 | 1 | 0 | 0 | 0 | 0 |
| Zach Aston-Reese | 1 | 0 | 1 | 1 | 1 | 0 | 0 | 0 |
| Carl Hagelin | 4 | 0 | 0 | 0 | 0 | 0 | 0 | 0 |
| Patric Hornqvist | 4 | 0 | 0 | 0 | 1 | 4 | 0 | 0 |
| Matt Hunwick | 4 | 0 | 0 | 0 | -3 | 2 | 0 | 0 |
| Jamie Oleksiak | 4 | 0 | 0 | 0 | 0 | 0 | 0 | 0 |
| Justin Schultz | 3 | 0 | 0 | 0 | 2 | 0 | 0 | 0 |
| Ian Cole | 2 | 0 | 0 | 0 | -3 | 0 | 0 | 0 |
| Ryan Reaves | 2 | 0 | 0 | 0 | -1 | 0 | 0 | 0 |
| Carter Rowney | 2 | 0 | 0 | 0 | 0 | 0 | 0 | 0 |
| Frank Corrado | 1 | 0 | 0 | 0 | 0 | 2 | 0 | 0 |
| Daniel Sprong | 1 | 0 | 0 | 0 | 0 | 0 | 0 | 0 |

Power Play: 1-6 16.7% / Penalty Killing: 7-7 100.0%

Goaltending

HURRICANES

| Goalie | GP | Min | WLOT | GA | SA | SV | GAA | SV% |
|----------|----|-----|-------|----|-----|-----|------|------|
| Cam Ward | 4 | 237 | 2-2-0 | 10 | 121 | 111 | 2.53 | .917 |

PENGUINS

| Goalie | GP | Min | WLOT | GA | SA | SV | GAA | SV% |
|---------------|----|-----|-------|----|----|----|------|------|
| Casey DeSmith | 1 | 60 | 1-0-0 | 1 | 35 | 34 | 1.00 | .971 |
| Matt Murray | 2 | 120 | 1-1-0 | 5 | 61 | 56 | 2.50 | .918 |
| Tristan Jarry | 1 | 59 | 0-1-0 | 2 | 33 | 31 | 2.05 | .939 |

Goals by Period

HURRICANES

| | 1st | 2nd | 3rd | OT | Total |
|-------|-----|-----|-----|----|-------|
| Goals | 0 | 6 | 2 | 0 | 8 |

PENGUINS

| | 1st | 2nd | 3rd | OT | Total |
|-------|-----|-----|-----|----|-------|
| Goals | 2 | 5 | 3 | 0 | 10 |

Shots by Period

HURRICANES

| | 1st | 2nd | 3rd | OT | Total |
|-------|-----|-----|-----|----|-------|
| Shots | 37 | 57 | 35 | 0 | 129 |

PENGUINS

| | 1st | 2nd | 3rd | OT | Total |
|-------|-----|-----|-----|----|-------|
| Shots | 39 | 40 | 42 | 0 | 121 |

* - Overtime ** - Shootout



CHICAGO BLACKHAWKS

WEBSITE: chicagoblackhawks.com

Blackhawks vs. Penguins

All-time scorer vs. Pittsburgh:

Stan Mikita (52gp, 32-39-71)

All-time Pittsburgh scorer vs.

Chicago: Mario Lemieux (27gp, 25-37-62)

Longest Chicago win streak vs.

Pittsburgh: 9, Dec. 18, 1968-Dec. 20, 1970

Longest Pittsburgh win streak vs.

Chicago: 3, Dec. 26, 1999-Mar. 29, 2001

Longest Chicago undefeated streak vs. Pittsburgh:

9, Jan. 4, 1981-Mar. 14, 1983 (7-0-2); Dec. 18, 1968-Dec. 20, 1970 (9-0-0)

Longest Pittsburgh undefeated streak vs. Chicago:

6, Mar. 5, 1998-Mar. 29, 2001 (4-0-2); Dec. 2, 1978-Dec. 19, 1979 (2-0-4)

Last Chicago win at home:

Oct. 5, 2017 (10-1) [0-0-0 since last win]

Last Pittsburgh win at home:

Mar. 30, 2014 (4-1) [0-2-2 since last win]

Last Chicago win at Pittsburgh:

Nov. 18, 2017 (2-1) [0-0-0 since last win]

Last Pittsburgh win at Chicago:

Feb. 27, 2009 [5-4 OT] [0-4-2 since last win]

Most goals by Chicago vs. Pittsburgh:

10, Oct. 5, 2017 (C, 10-1)

Most goals by Pittsburgh vs. Chicago:

10, Feb. 21, 1976 (P, 10-1)

Most goals by both teams:

13, Dec. 6, 1988 (P, 7-6); Oct. 23, 1968 (C, 8-5)

Last Chicago shutout vs. Pittsburgh:

Jan. 6, 2002 (2-0) – Jocelyn Thibault

Last Pittsburgh shutout vs. Chicago:

Dec. 29, 2003 (1-0) – Sebastien Caron

Last Chicago hat trick vs. Pittsburgh:

Oct. 5, 2017 – Brandon Saad

Last Pittsburgh hat trick vs. Chicago:

Jan. 25, 2003 – Alexei Kovalev

Last Pittsburgh trade with Chicago:

Dec. 14, 2015 – Trevor Daley to Pittsburgh in exchange for Rob Scuderi

Pittsburgh's Overtime/Shootout Record vs. Chicago:

2-2-9

Year By Year

| YEAR | PIT | ROAD | TOTAL | GF/GA | YEAR | PIT | ROAD | TOTAL | GF/GA |
|----------------|-------|-------|-------|-------|----------------|-----------------|-----------------|-----------------|----------------|
| 1967-68 | 1-0-1 | 0-2-0 | 1-2-1 | 10-14 | 1994-95 | Did Not Play | | | |
| 1968-69 | 1-2-0 | 1-2-0 | 2-4-0 | 22-28 | 1995-96 | 1-0-0 | 0-1-0 | 1-1-0 | 7-8 |
| 1969-70 | 0-3-0 | 0-3-0 | 0-6-0 | 7-27 | 1996-97 | 0-1-0 | 0-1-0 | 0-2-0 | 3-7 |
| 1970-71 | 2-1-0 | 0-3-0 | 2-4-0 | 12-17 | 1997-98 | 0-0-1 | 0-1-0 | 0-1-1 | 3-5 |
| 1971-72 | 0-3-0 | 0-2-1 | 0-5-1 | 11-27 | 1998-99 | 1-0-0 | 0-0-0 | 1-0-0 | 5-2 |
| 1972-73 | 2-0-0 | 1-2-0 | 3-2-0 | 15-18 | 1999-00 | 0-0-1 | 1-0-0 | 1-0-1 | 7-5 |
| 1973-74 | 0-3-0 | 1-2-0 | 1-5-0 | 12-20 | 2000-01 | 1-0-0 | 1-0-0 | 2-0-0 | 9-2 |
| 1974-75 | 2-0-0 | 0-1-1 | 2-1-1 | 20-14 | 2001-02 | 0-0-0 | 0-1-0 | 0-1-0 | 0-2 |
| 1975-76 | 1-1-0 | 0-1-1 | 1-2-1 | 21-16 | 2002-03 | 1-0-0 | 0-0-1 | 1-0-1 | 6-4 |
| 1976-77 | 2-0-0 | 0-2-0 | 2-2-0 | 12-9 | 2003-04 | 1-0-0 | 1-0-0 | 2-0-0 | 2-0 |
| 1977-78 | 2-0-0 | 0-1-1 | 2-1-1 | 12-16 | 2004-05 | No Season | | | |
| 1978-79 | 2-0-0 | 0-0-2 | 2-0-2 | 15-8 | 2005-06 | 0-0-0 | 0-1-0 | 0-1-0 | 1-4 |
| 1979-80 | 0-1-1 | 0-1-1 | 0-2-2 | 7-9 | 2006-07 | 1-0-0 | 0-0-0 | 1-0-0 | 4-4 |
| 1980-81 | 1-1-0 | 0-2-0 | 1-3-0 | 15-20 | 2007-08 | Did Not Play | | | |
| 1981-82 | 0-0-1 | 0-1-1 | 0-1-2 | 11-14 | 2008-09 | 0-0-0 | 1-0-0 | 1-0-0 | 5-4 |
| 1982-83 | 0-2-0 | 0-1-0 | 0-3-0 | 9-15 | 2009-10 | 0-0-1 | 0-0-0 | 0-0-1 | 1-2 |
| 1983-84 | 0-0-1 | 1-1-0 | 1-1-1 | 7-7 | 2010-11 | 0-0-0 | 0-0-1 | 0-0-1 | 2-2 |
| 1984-85 | 1-1-0 | 0-1-0 | 1-2-0 | 12-15 | 2011-12 | 1-0-0 | 0-0-0 | 1-0-0 | 3-2 |
| 1985-86 | 1-0-0 | 0-1-1 | 1-1-1 | 12-13 | 2012-13 | Did Not Play | | | |
| 1986-87 | 1-1-0 | 1-0-0 | 2-1-0 | 9-4 | 2013-14 | 1-0-0 | 0-1-0 | 1-1-0 | 5-6 |
| 1987-88 | 1-0-0 | 1-1-0 | 2-1-0 | 17-12 | 2014-15 | 0-0-1 | 0-0-1 | 0-0-2 | 3-3 |
| 1988-89 | 2-0-0 | 1-0-0 | 3-0-0 | 20-15 | 2015-16 | 0-0-1 | 0-1-0 | 0-1-1 | 3-6 |
| 1989-90 | 0-1-0 | 0-2-0 | 0-3-0 | 11-16 | 2016-17 | 0-1-0 | 0-1-0 | 0-2-0 | 2-9 |
| 1990-91 | 0-2-0 | 0-1-0 | 0-3-0 | 7-15 | 2017-18 | 0-1-0 | 0-1-0 | 0-2-0 | 2-12 |
| 1991-92 | 0-0-1 | 1-0-0 | 1-0-1 | 8-7 | TOTALS | 32-25-10 | 12-44-12 | 44-69-22 | 398-480 |
| 1992-93 | 1-0-0 | 0-1-0 | 1-1-0 | 6-8 | | | | | |
| 1993-94 | 1-0-0 | 0-1-0 | 1-1-0 | 5-7 | | | | | |

CHICAGO BLACKHAWKS vs. PITTSBURGH PENGUINS 2017-2018 REGULAR SEASON

at CHICAGO BLACKHAWKS

| Date | Score | W Goal |
|------------|----------------|--------------|
| 05 Oct '17 | PIT 1 @ CHI 10 | Brandon Saad |

at PITTSBURGH PENGUINS

| Date | Score | W Goal |
|------------|---------------|----------------|
| 18 Nov '17 | CHI 2 @ PIT 1 | Artem Anisimov |

Individual Scoring

BLACKHAWKS

| Player | GP | G | A | P | +- | PIM | PP | SH |
|-----------------|----|---|---|---|----|-----|----|----|
| Ryan Hartman | 2 | 1 | 4 | 5 | 5 | 0 | 0 | 0 |
| Patrick Kane | 2 | 1 | 4 | 5 | 5 | 0 | 0 | 0 |
| Nick Schmaltz | 2 | 2 | 2 | 4 | 4 | 0 | 0 | 0 |
| Brandon Saad | 2 | 3 | 0 | 3 | 3 | 0 | 0 | 0 |
| Brent Seabrook | 2 | 1 | 2 | 3 | 3 | 0 | 0 | 0 |
| Artem Anisimov | 2 | 1 | 1 | 2 | 1 | 0 | 1 | 0 |
| Gustav Forsling | 2 | 1 | 1 | 2 | 3 | 0 | 1 | 0 |
| Richard Panik | 2 | 1 | 1 | 2 | 4 | 2 | 0 | 0 |
| Alex DeBrincat | 2 | 0 | 2 | 2 | 1 | 0 | 0 | 0 |
| Jonathan Toews | 2 | 0 | 2 | 2 | 3 | 2 | 0 | 0 |
| Patrick Sharp | 2 | 1 | 0 | 1 | 1 | 2 | 0 | 0 |
| John Hayden | 2 | 0 | 1 | 1 | 1 | 2 | 0 | 0 |
| Duncan Keith | 2 | 0 | 1 | 1 | 2 | 0 | 0 | 0 |
| Jan Rutta | 2 | 0 | 1 | 1 | 3 | 4 | 0 | 0 |
| Michal Kempny | 1 | 0 | 1 | 1 | 3 | 0 | 0 | 0 |
| Lance Bouma | 2 | 0 | 0 | 0 | 0 | 0 | 0 | 0 |
| Connor Murphy | 2 | 0 | 0 | 0 | 3 | 0 | 0 | 0 |
| Cody Franson | 1 | 0 | 0 | 0 | 0 | 0 | 0 | 0 |
| Tanner Kero | 1 | 0 | 0 | 0 | 0 | 0 | 0 | 0 |
| Tommy Wingels | 1 | 0 | 0 | 0 | 0 | 0 | 0 | 0 |

Power Play: 2-11 18.2% / Penalty Killing: 4-5 80.0%

PENGUINS

| Player | GP | G | A | P | +- | PIM | PP | SH |
|------------------|----|---|---|---|----|-----|----|----|
| Matt Hunwick | 2 | 1 | 0 | 1 | 0 | 0 | 0 | 1 |
| Phil Kessel | 2 | 1 | 0 | 1 | -2 | 10 | 1 | 0 |
| Sidney Crosby | 2 | 0 | 1 | 1 | -4 | 0 | 0 | 0 |
| Carl Hagelin | 2 | 0 | 1 | 1 | -1 | 4 | 0 | 0 |
| Evgeni Malkin | 2 | 0 | 1 | 1 | -3 | 4 | 0 | 0 |
| Riley Sheahan | 1 | 0 | 1 | 1 | 1 | 0 | 0 | 0 |
| Ian Cole | 2 | 0 | 0 | 0 | -1 | 0 | 0 | 0 |
| Brian Dumoulin | 2 | 0 | 0 | 0 | -4 | 0 | 0 | 0 |
| Jake Guentzel | 2 | 0 | 0 | 0 | -3 | 0 | 0 | 0 |
| Tom Kuhnhackl | 2 | 0 | 0 | 0 | 0 | 2 | 0 | 0 |
| Kris Letang | 2 | 0 | 0 | 0 | -5 | 8 | 0 | 0 |
| Olli Maatta | 2 | 0 | 0 | 0 | -4 | 0 | 0 | 0 |
| Greg McKegg | 2 | 0 | 0 | 0 | -2 | 0 | 0 | 0 |
| Ryan Reaves | 2 | 0 | 0 | 0 | -2 | 10 | 0 | 0 |
| Bryan Rust | 2 | 0 | 0 | 0 | -3 | 2 | 0 | 0 |
| Justin Schultz | 2 | 0 | 0 | 0 | -4 | 2 | 0 | 0 |
| Conor Sheary | 2 | 0 | 0 | 0 | -5 | 0 | 0 | 0 |
| Patric Hornqvist | 1 | 0 | 0 | 0 | 0 | 0 | 0 | 0 |
| Carter Rowney | 1 | 0 | 0 | 0 | -2 | 0 | 0 | 0 |
| Scott Wilson | 1 | 0 | 0 | 0 | -2 | 0 | 0 | 0 |

Power Play: 1-5 20.0% / Penalty Killing: 9-11 81.8%

Goaltending

BLACKHAWKS

| Goalie | GP | Min | WLOT | GA | SA | SV | GAA | SV% |
|----------------|----|-----|-------|----|----|----|------|------|
| Corey Crawford | 2 | 117 | 2-0-0 | 2 | 65 | 63 | 1.03 | .969 |
| Anton Forsberg | 1 | 3 | 0-0-0 | 0 | 0 | 0 | 0.00 | .000 |

PENGUINS

| Goalie | GP | Min | WLOT | GA | SA | SV | GAA | SV% |
|-------------|----|-----|-------|----|----|----|-------|------|
| Matt Murray | 2 | 109 | 0-1-0 | 8 | 69 | 61 | 4.40 | .884 |
| Antti Niemi | 1 | 9 | 0-1-0 | 4 | 13 | 9 | 25.90 | .692 |

Goals by Period

BLACKHAWKS

| | 1st | 2nd | 3rd | OT | Total |
|-------|-----|-----|-----|----|-------|
| Goals | 6 | 3 | 3 | 0 | 12 |

PENGUINS

| | 1st | 2nd | 3rd | OT | Total |
|-------|-----|-----|-----|----|-------|
| Goals | 0 | 1 | 1 | 0 | 2 |

Shots by Period

BLACKHAWKS

| | 1st | 2nd | 3rd | OT | Total |
|-------|-----|-----|-----|----|-------|
| Shots | 33 | 24 | 25 | 0 | 82 |

PENGUINS

| | 1st | 2nd | 3rd | OT | Total |
|-------|-----|-----|-----|----|-------|
| Shots | 21 | 29 | 15 | 0 | 65 |

* - Overtime ** - Shootout



COLORADO AVALANCHE

WEBSITE: coloradoavalanche.com | Franchise played as Quebec Nordiques from 1979-80 to 1994-95

Avalanche vs. Penguins

All-time scorer vs. Pittsburgh: Joe Sakic (40gp, 27-36-63)

All-time Pittsburgh scorer vs. Colorado: Mario Lemieux (33gp, 30-36-66)

Longest Colorado win streak vs. Pittsburgh: 10, Oct. 21, 1982-Oct. 19, 1985

Longest Pittsburgh win streak vs. Colorado: 7, Mar. 22, 1986-Mar. 27, 1988

Longest Colorado undefeated streak vs. Pittsburgh: 11, Oct. 21, 1982-Oct. 26, 1985 [10-0-1]

Longest Pittsburgh undefeated streak vs. Colorado: 9, Oct. 25, 1990-Apr. 3, 1993 [7-0-2]

Last Colorado win at home: Dec. 18, 2017 [4-2] [0-0-0 since last win]

Last Pittsburgh win at home: Nov. 19, 2015 [4-3] [0-1-1 since last win]

Last Colorado win at Pittsburgh: Dec. 11, 2017 [2-1] [0-0-0 since last win]

Last Pittsburgh win at Colorado: Feb. 9, 2017 [4-1] [0-1-0 since last win]

Most goals by Colorado vs. Pittsburgh: 10, Dec. 29, 1984 [Q, 10-2]

Most goals by Pittsburgh vs. Colorado: 8, Nov. 16, 1989 [P, 8-2]; Mar. 3, 1987 [P, 8-1]

Most goals by both teams: 14, Mar. 8, 1986 [Q, 8-6]

Last Colorado shutout vs. Pittsburgh: Oct. 21, 2013 [1-0] – Jean-Sebastien Giguere

Last Pittsburgh shutout vs. Colorado: Dec. 18, 2014 [1-0 OT] – Marc-Andre Fleury

Last Colorado hat trick vs. Pittsburgh: Jan. 3, 1998 – Valeri Kamensky

Last Pittsburgh hat trick vs. Colorado: Nov. 18, 1991 – Kevin Stevens and Mark Recchi

Last Pittsburgh trade with Colorado: June 22, 2018 – A 2018 second-round draft pick to Pittsburgh in exchange for 2018 third- and fifth-round draft picks

Pittsburgh's Overtime/Shootout Record vs. Colorado: 4-4-6

Year By Year

| YEAR | PIT | ROAD | TOTAL | GF/GA | YEAR | PIT | ROAD | TOTAL | GF/GA |
|---------|-----------|-------|-------|-------|---------------|----------------|----------------|----------------|----------------|
| 1979-80 | 2-0-0 | 0-2-0 | 2-2-0 | 10-9 | 2006-07 | Did Not Play | | | |
| 1980-81 | 1-0-1 | 1-1-0 | 2-1-1 | 15-16 | 2007-08 | 0-0-0 | 0-1-0 | 0-1-0 | 2-3 |
| 1981-82 | 1-0-0 | 2-0-0 | 3-0-0 | 15-6 | 2008-09 | 0-0-0 | 0-1-0 | 0-1-0 | 3-5 |
| 1982-83 | 0-2-0 | 0-1-0 | 0-3-0 | 11-22 | 2009-10 | 1-0-0 | 0-0-0 | 1-0-0 | 4-1 |
| 1983-84 | 0-1-0 | 0-2-0 | 0-3-0 | 8-21 | 2010-11 | 0-0-0 | 1-0-0 | 1-0-0 | 3-2 |
| 1984-85 | 0-2-0 | 0-1-0 | 0-3-0 | 6-26 | 2011-12 | 1-0-0 | 1-0-0 | 2-0-0 | 11-4 |
| 1985-86 | 0-0-1 | 1-1-0 | 1-1-1 | 14-12 | 2012-13 | Did Not Play | | | |
| 1986-87 | 2-0-0 | 1-0-0 | 3-0-0 | 19-6 | 2013-14 | 0-1-0 | 1-0-0 | 1-1-0 | 2-3 |
| 1987-88 | 1-0-0 | 2-0-0 | 3-0-0 | 17-11 | 2014-15 | 1-0-0 | 0-1-0 | 1-1-0 | 2-3 |
| 1988-89 | 1-1-0 | 0-1-0 | 1-2-0 | 8-16 | 2015-16 | 1-0-0 | 1-0-0 | 2-0-0 | 8-5 |
| 1989-90 | 1-0-0 | 1-1-0 | 2-1-0 | 17-9 | 2016-17 | 0-0-1 | 1-0-0 | 1-0-1 | 7-5 |
| 1990-91 | 2-0-0 | 1-0-0 | 3-0-0 | 18-11 | 2017-18 | 0-1-0 | 0-1-0 | 0-2-0 | 3-6 |
| 1991-92 | 1-0-1 | 1-0-0 | 2-0-1 | 17-10 | TOTALS | 20-19-6 | 18-20-3 | 38-39-9 | 316-334 |
| 1992-93 | 1-0-1 | 1-0-0 | 2-0-1 | 16-11 | | | | | |
| 1993-94 | 1-2-0 | 0-2-0 | 1-4-0 | 17-25 | | | | | |
| 1994-95 | 1-1-0 | 1-1-0 | 2-2-0 | 18-17 | | | | | |
| 1995-96 | 0-1-0 | 0-0-1 | 0-1-1 | 8-11 | | | | | |
| 1996-97 | 0-1-0 | 0-1-0 | 0-2-0 | 6-10 | | | | | |
| 1997-98 | 0-1-0 | 0-0-1 | 0-1-1 | 7-8 | | | | | |
| 1998-99 | 0-1-0 | 1-0-0 | 1-1-0 | 4-5 | | | | | |
| 1999-00 | 0-0-1 | 0-1-0 | 0-1-1 | 6-7 | | | | | |
| 2000-01 | 0-1-0 | 0-0-1 | 0-1-1 | 3-8 | | | | | |
| 2001-02 | 0-1-0 | 0-0-0 | 0-1-0 | 1-3 | | | | | |
| 2002-03 | 0-1-0 | 0-1-0 | 0-2-0 | 3-9 | | | | | |
| 2003-04 | 0-1-0 | 0-0-0 | 0-1-0 | 3-5 | | | | | |
| 2004-05 | No Season | | | | | | | | |
| 2005-06 | 1-0-0 | 0-0-0 | 1-0-0 | 4-3 | | | | | |

COLORADO AVALANCHE vs. PITTSBURGH PENGUINS 2017-2018 REGULAR SEASON

at COLORADO AVALANCHE

| Date | Score | W Goal |
|------------|---------------|--------------|
| 18 Dec '17 | PIT 2 @ COL 4 | J.T. Compher |

at PITTSBURGH PENGUINS

| Date | Score | W Goal |
|------------|---------------|--------------|
| 11 Dec '17 | COL 2 @ PIT 1 | Blake Comeau |

Individual Scoring

| AVALANCHE | | | | | | | | | | PENGUINS | | | | | | | | | |
|-------------------|----|---|---|---|-----|-----|----|----|--|------------------|----|---|---|---|-----|-----|----|----|--|
| Player | GP | G | A | P | +/- | PIM | PP | SH | | Player | GP | G | A | P | +/- | PIM | PP | SH | |
| Tyson Barrie | 2 | 2 | 0 | 2 | 2 | 0 | 1 | 0 | | Evgeni Malkin | 2 | 1 | 1 | 2 | 1 | 0 | 0 | 0 | |
| Mikko Rantanen | 2 | 1 | 1 | 2 | 0 | 2 | 0 | 0 | | Chad Ruhwedel | 2 | 1 | 1 | 2 | -2 | 2 | 0 | 0 | |
| Sven Andrighetto | 2 | 0 | 2 | 2 | 1 | 0 | 0 | 0 | | Phil Kessel | 2 | 1 | 0 | 1 | -1 | 0 | 0 | 0 | |
| Mark Barberio | 2 | 1 | 0 | 1 | 2 | 0 | 0 | 0 | | Ian Cole | 2 | 0 | 1 | 1 | 0 | 6 | 0 | 0 | |
| Blake Comeau | 2 | 1 | 0 | 1 | 0 | 0 | 0 | 0 | | Jake Guentzel | 2 | 0 | 1 | 1 | -1 | 0 | 0 | 0 | |
| J.T. Compher | 2 | 1 | 0 | 1 | 2 | 0 | 0 | 0 | | Carter Rowney | 2 | 0 | 1 | 1 | 0 | 0 | 0 | 0 | |
| Gabriel Landeskog | 2 | 0 | 1 | 1 | 1 | 2 | 0 | 0 | | Sidney Crosby | 2 | 0 | 0 | 0 | -2 | 0 | 0 | 0 | |
| Nathan MacKinnon | 2 | 0 | 1 | 1 | 1 | 2 | 0 | 0 | | Brian Dumoulin | 2 | 0 | 0 | 0 | -1 | 0 | 0 | 0 | |
| Matt Nieto | 2 | 0 | 1 | 1 | 0 | 0 | 0 | 0 | | Carl Hagelin | 2 | 0 | 0 | 0 | 1 | 0 | 0 | 0 | |
| Erik Johnson | 1 | 0 | 1 | 1 | 0 | 0 | 0 | 0 | | Matt Hunwick | 2 | 0 | 0 | 0 | 1 | 2 | 0 | 0 | |
| Samuel Girard | 2 | 0 | 0 | 0 | -1 | 0 | 0 | 0 | | Kris Letang | 2 | 0 | 0 | 0 | 0 | 2 | 0 | 0 | |
| Tyson Jost | 2 | 0 | 0 | 0 | 0 | 0 | 0 | 0 | | Olli Maatta | 2 | 0 | 0 | 0 | -2 | 2 | 0 | 0 | |
| Alexander Kerfoot | 2 | 0 | 0 | 0 | -1 | 0 | 0 | 0 | | Ryan Reaves | 2 | 0 | 0 | 0 | 0 | 2 | 0 | 0 | |
| Anton Lindholm | 2 | 0 | 0 | 0 | 0 | 2 | 0 | 0 | | Bryan Rust | 2 | 0 | 0 | 0 | -1 | 0 | 0 | 0 | |
| Patrik Nemeth | 2 | 0 | 0 | 0 | 0 | 0 | 0 | 0 | | Riley Sheahan | 2 | 0 | 0 | 0 | -2 | 0 | 0 | 0 | |
| Carl Soderberg | 2 | 0 | 0 | 0 | 1 | 0 | 0 | 0 | | Conor Sheary | 2 | 0 | 0 | 0 | -3 | 0 | 0 | 0 | |
| Colin Wilson | 2 | 0 | 0 | 0 | 2 | 0 | 0 | 0 | | Josh Archibald | 1 | 0 | 0 | 0 | 1 | 0 | 0 | 0 | |
| Nikita Zadorov | 2 | 0 | 0 | 0 | 1 | 4 | 0 | 0 | | Patric Hornqvist | 1 | 0 | 0 | 0 | 0 | 0 | 0 | 0 | |
| Nail Yakupov | 1 | 0 | 0 | 0 | -1 | 0 | 0 | 0 | | Tom Kuhnhackl | 1 | 0 | 0 | 0 | 0 | 0 | 0 | 0 | |
| | | | | | | | | | | Dominik Simon | 1 | 0 | 0 | 0 | 0 | 0 | 0 | 0 | |

Power Play: 1-8 12.5% / Penalty Killing: 6-6 100.0%

Power Play: 0-6 0.0% / Penalty Killing: 7-8 87.5%

Goaltending

| AVALANCHE | | | | | | | | | PENGUINS | | | | | | | | | | |
|------------------|----|-----|-------|----|----|----|------|------|----------|---------------|----|-----|-------|----|----|----|------|------|--|
| Goalie | GP | Min | WLOT | GA | SA | SV | GAA | SV% | | Goalie | GP | Min | WLOT | GA | SA | SV | GAA | SV% | |
| Jonathan Bernier | 1 | 60 | 1-0-0 | 1 | 40 | 39 | 1.00 | .975 | | Tristan Jarry | 1 | 59 | 0-1-0 | 1 | 27 | 26 | 1.02 | .963 | |
| Semyon Varlamov | 1 | 60 | 1-0-0 | 2 | 32 | 30 | 2.00 | .938 | | Matt Murray | 1 | 58 | 0-1-0 | 3 | 36 | 33 | 3.08 | .917 | |

Goals by Period

| AVALANCHE | | | | | | PENGUINS | | | | | |
|-----------|-----|-----|-----|----|-------|----------|-----|-----|-----|----|-------|
| | 1st | 2nd | 3rd | OT | Total | | 1st | 2nd | 3rd | OT | Total |
| Goals | 1 | 2 | 3 | 0 | 6 | Goals | 1 | 0 | 2 | 0 | 3 |

Shots by Period

| AVALANCHE | | | | | | PENGUINS | | | | | |
|-----------|-----|-----|-----|----|-------|----------|-----|-----|-----|----|-------|
| | 1st | 2nd | 3rd | OT | Total | | 1st | 2nd | 3rd | OT | Total |
| Shots | 19 | 26 | 20 | 0 | 65 | Shots | 31 | 17 | 24 | 0 | 72 |

* - Overtime ** - Shootout



COLUMBUS BLUE JACKETS

WEBSITE: columbusbluejackets.com

Blue Jackets vs. Penguins

All-time scorer vs. Pittsburgh:

Brandon Dubinsky [17gp, 5-8-13]

All-time Pittsburgh scorer vs.

Columbus: Sidney Crosby
[25gp, 7-21-28]

Longest Columbus win streak vs.

Pittsburgh: 3, Apr. 4, 2015-Nov. 27, 2015

Longest Pittsburgh win streak vs.

Columbus:
6, Feb. 26, 2012-Mar. 28, 2014

Longest Columbus undefeated streak vs. Pittsburgh:

4, Feb. 17, 2001-Dec. 31, 2002 [2-0-2]

Longest Pittsburgh undefeated streak vs. Columbus:

7, Feb. 3, 2017 to Present [6-0-1]; Feb. 26, 2012-Dec. 13, 2014 [6-0-1]

Last Columbus win at home:

Feb. 17, 2017 [2-1 OT] [0-1-1 since last win]

Last Pittsburgh win at home:

Dec. 27, 2017 [5-4 SO] [0-0-0 since last win]

Last Columbus win at Pittsburgh:

Nov. 13, 2015 [2-1] [0-2-3 since last win]

Last Pittsburgh win at Columbus:

Apr. 5, 2018 [5-4 OT] [0-0-0 since last win]

Most goals by Columbus vs.

Pittsburgh: 7, Dec. 22, 2016 [C, 7-1]

Most goals by Pittsburgh vs.

Columbus: 7, Dec. 4, 2010 [P, 7-2]

Most goals by both teams:

9, Apr. 5, 2018 [P, 5-4 OT]; Dec. 4, 2010 [P, 7-2]

Last Columbus shutout vs.

Pittsburgh: None

Last Pittsburgh shutout vs.

Columbus: Nov. 2, 2013 [3-0] – Jeff Zatkoff

Last Columbus hat trick vs.

Pittsburgh: Dec. 22, 2016 – Scott Hartnell

Last Pittsburgh hat trick vs.

Columbus:
Dec. 29, 2013 – James Neal

Last Pittsburgh trade with Columbus:

Feb. 6, 2014 – Spencer Machacek to Pittsburgh in exchange for Paul Thompson

Pittsburgh's Overtime/Shootout

Record vs. Columbus: 7-2-2

Year By Year

| YEAR | PIT | ROAD | TOTAL | GF/GA |
|---------------|---------------|---------------|---------------|---------------|
| 2000-01 | 1-0-0 | 1-0-0 | 2-0-0 | 8-4 |
| 2001-02 | 0-1-0 | 1-0-0 | 1-1-0 | 6-7 |
| 2002-03 | 0-0-0 | 0-1-0 | 0-1-0 | 2-5 |
| 2003-04 | 1-0-0 | 0-0-0 | 1-0-0 | 5-3 |
| 2004-05 | No Season | | | |
| 2005-06 | 0-0-0 | 0-1-0 | 0-1-0 | 1-6 |
| 2006-07 | 1-0-0 | 0-0-0 | 1-0-0 | 5-3 |
| 2007-08 | Did Not Play | | | |
| 2008-09 | 1-0-0 | 0-0-1 | 1-0-1 | 7-4 |
| 2009-10 | 0-0-0 | 1-0-0 | 1-0-0 | 3-3 |
| 2010-11 | 0-1-0 | 1-0-0 | 1-1-0 | 8-6 |
| 2011-12 | 1-0-0 | 0-0-0 | 1-0-0 | 4-2 |
| 2012-13 | Did Not Play | | | |
| 2013-14 | 2-0-0 | 3-0-0 | 5-0-0 | 16-7 |
| 2014-15 | 1-1-0 | 0-1-1 | 1-2-1 | 12-13 |
| 2015-16 | 1-1-0 | 1-0-1 | 2-1-1 | 10-8 |
| 2016-17 | 2-0-0 | 0-1-1 | 2-1-1 | 10-13 |
| 2017-18 | 2-0-0 | 2-0-0 | 4-0-0 | 16-12 |
| TOTALS | 13-4-0 | 10-4-4 | 23-8-4 | 113-96 |

COLUMBUS BLUE JACKETS vs. PITTSBURGH PENGUINS 2017-2018 REGULAR SEASON

at COLUMBUS BLUE JACKETS

| Date | Score | W Goal |
|--------------|---------------|---------------|
| 05 Apr '18 * | PIT 5 @ CBJ 4 | Phil Kessel |
| 18 Feb '18 | PIT 5 @ CBJ 2 | Riley Sheahan |

at PITTSBURGH PENGUINS

| Date | Score | W Goal |
|---------------|---------------|---------------|
| 27 Dec '17 ** | CBJ 4 @ PIT 5 | Evgeni Malkin |
| 21 Dec '17 ** | CBJ 2 @ PIT 3 | Kris Letang |

Individual Scoring

BLUE JACKETS

| Player | GP | G | A | P | +/- | PIM | PP | SH |
|--------------------|----|---|---|---|-----|-----|----|----|
| Artemi Panarin | 4 | 4 | 3 | 7 | 5 | 0 | 1 | 0 |
| Pierre-Luc Dubois | 4 | 1 | 5 | 6 | 5 | 0 | 0 | 0 |
| Boone Jenner | 4 | 2 | 1 | 3 | -2 | 17 | 1 | 0 |
| Matt Calvert | 4 | 1 | 1 | 2 | 0 | 2 | 0 | 0 |
| Cam Atkinson | 3 | 1 | 1 | 2 | 1 | 2 | 0 | 0 |
| Sonny Milano | 3 | 1 | 1 | 2 | 0 | 0 | 0 | 0 |
| Seth Jones | 4 | 0 | 2 | 2 | -2 | 10 | 0 | 0 |
| Alexander Wennberg | 3 | 1 | 0 | 1 | -3 | 0 | 0 | 0 |
| Zach Werenski | 2 | 1 | 0 | 1 | -1 | 0 | 0 | 0 |
| Josh Anderson | 4 | 0 | 1 | 1 | 1 | 2 | 0 | 0 |
| Oliver Bjorkstrand | 4 | 0 | 1 | 1 | 0 | 0 | 0 | 0 |
| Jack Johnson | 4 | 0 | 1 | 1 | -2 | 0 | 0 | 0 |
| David Savard | 4 | 0 | 1 | 1 | 1 | 0 | 0 | 0 |
| Nick Foligno | 3 | 0 | 1 | 1 | -2 | 5 | 0 | 0 |
| Gabriel Carlsson | 2 | 0 | 1 | 1 | 2 | 0 | 0 | 0 |
| Markus Nutivaara | 2 | 0 | 1 | 1 | 1 | 4 | 0 | 0 |
| Thomas Vanek | 1 | 0 | 1 | 1 | -2 | 0 | 0 | 0 |
| Scott Harrington | 3 | 0 | 0 | 0 | 1 | 0 | 0 | 0 |
| Lukas Sedlak | 3 | 0 | 0 | 0 | 0 | 7 | 0 | 0 |
| Brandon Dubinsky | 2 | 0 | 0 | 0 | -2 | 0 | 0 | 0 |
| Markus Hannikainen | 2 | 0 | 0 | 0 | 0 | 0 | 0 | 0 |
| Ian Cole | 1 | 0 | 0 | 0 | 1 | 0 | 0 | 0 |
| Jussi Jokinen | 1 | 0 | 0 | 0 | 0 | 0 | 0 | 0 |
| Dean Kukan | 1 | 0 | 0 | 0 | 0 | 0 | 0 | 0 |
| Mark Letestu | 1 | 0 | 0 | 0 | 0 | 0 | 0 | 0 |
| Tyler Motte | 1 | 0 | 0 | 0 | 0 | 0 | 0 | 0 |
| Ryan Murray | 1 | 0 | 0 | 0 | 0 | 0 | 0 | 0 |
| Jordan Schroeder | 1 | 0 | 0 | 0 | 0 | 0 | 0 | 0 |

Power Play: 2-12 16.7% / Penalty Killing: 6-12 50.0%

PENGUINS

| Player | GP | G | A | P | +/- | PIM | PP | SH |
|------------------|----|---|---|---|-----|-----|----|----|
| Phil Kessel | 4 | 3 | 3 | 6 | 1 | 0 | 2 | 0 |
| Evgeni Malkin | 4 | 2 | 4 | 6 | 1 | 5 | 2 | 0 |
| Patric Hornqvist | 3 | 2 | 3 | 5 | 0 | 6 | 1 | 0 |
| Jake Guentzel | 4 | 2 | 2 | 4 | -2 | 4 | 0 | 0 |
| Riley Sheahan | 4 | 2 | 1 | 3 | 1 | 0 | 0 | 0 |
| Kris Letang | 3 | 1 | 2 | 3 | 0 | 4 | 1 | 0 |
| Sidney Crosby | 4 | 0 | 3 | 3 | 0 | 8 | 0 | 0 |
| Conor Sheary | 4 | 2 | 0 | 2 | 0 | 2 | 0 | 0 |
| Olli Maatta | 4 | 0 | 2 | 2 | -3 | 0 | 0 | 0 |
| Jamie Oleksiak | 4 | 0 | 2 | 2 | 1 | 2 | 0 | 0 |
| Bryan Rust | 4 | 0 | 2 | 2 | 0 | 2 | 0 | 0 |
| Justin Schultz | 1 | 0 | 2 | 2 | 2 | 0 | 0 | 0 |
| Brian Dumoulin | 4 | 1 | 0 | 1 | 0 | 0 | 0 | 0 |
| Zach Aston-Reese | 2 | 1 | 0 | 1 | 1 | 0 | 0 | 0 |
| Matt Hunwick | 3 | 0 | 1 | 1 | 0 | 0 | 0 | 0 |
| Carl Hagelin | 4 | 0 | 0 | 0 | 2 | 0 | 0 | 0 |
| Ryan Reaves | 3 | 0 | 0 | 0 | -2 | 5 | 0 | 0 |
| Carter Rowney | 3 | 0 | 0 | 0 | -2 | 0 | 0 | 0 |
| Chad Ruhwedel | 3 | 0 | 0 | 0 | -2 | 0 | 0 | 0 |
| Ian Cole | 2 | 0 | 0 | 0 | 1 | 0 | 0 | 0 |
| Tom Kuhnhackl | 2 | 0 | 0 | 0 | 0 | 0 | 0 | 0 |
| Dominik Simon | 2 | 0 | 0 | 0 | -1 | 0 | 0 | 0 |
| Josh Jooris | 1 | 0 | 0 | 0 | 0 | 0 | 0 | 0 |

Power Play: 6-12 50.0% / Penalty Killing: 10-12 83.3%

Goaltending

BLUE JACKETS

| Goalie | GP | Min | WLOT | GA | SA | SV | GAA | SV% |
|------------------|----|-----|-------|----|-----|-----|------|------|
| Sergei Bobrovsky | 4 | 251 | 0-1-3 | 16 | 144 | 128 | 3.82 | .889 |

PENGUINS

| Goalie | GP | Min | WLOT | GA | SA | SV | GAA | SV% |
|---------------|----|-----|-------|----|----|----|------|------|
| Matt Murray | 3 | 190 | 3-0-0 | 10 | 95 | 85 | 3.15 | .895 |
| Tristan Jarry | 1 | 60 | 1-0-0 | 2 | 37 | 35 | 2.00 | .946 |

Goals by Period

BLUE JACKETS

| | 1st | 2nd | 3rd | OT | Total |
|-------|-----|-----|-----|----|-------|
| Goals | 5 | 3 | 4 | 0 | 12 |

PENGUINS

| | 1st | 2nd | 3rd | OT | Total |
|-------|-----|-----|-----|----|-------|
| Goals | 5 | 2 | 8 | 1 | 16 |

Shots by Period

BLUE JACKETS

| | 1st | 2nd | 3rd | OT | Total |
|-------|-----|-----|-----|----|-------|
| Shots | 37 | 42 | 45 | 8 | 132 |

PENGUINS

| | 1st | 2nd | 3rd | OT | Total |
|-------|-----|-----|-----|----|-------|
| Shots | 50 | 46 | 44 | 4 | 144 |

* - Overtime ** - Shootout



DALLAS STARS

WEBSITE: dallasstars.com | Franchise played as Minnesota North Stars from 1967-68 to 1992-93

Stars vs. Penguins

All-time scorer vs. Pittsburgh: Bill Goldsworthy (54gp, 23-22-45)

All-time Pittsburgh scorer vs. Dallas: Rick Kehoe (36gp, 19-27-46)

Longest Dallas win streak vs. Pittsburgh: 4, Oct. 16, 2014-Oct. 22, 2015; Jan. 12, 1983-Dec. 1, 1984; Oct. 28, 1971-Feb. 20, 1972

Longest Pittsburgh win streak vs. Dallas: 8, Oct. 15, 1985-Mar. 1, 1988

Longest Dallas undefeated streak vs. Pittsburgh: 8, Mar. 16, 1997-Jan. 19, 2001 (6-0-2)

Longest Pittsburgh undefeated streak vs. Dallas: 8, Oct. 15, 1985-Mar. 1, 1988 (8-0-0)

Last Dallas win at home: Feb. 9, 2018 (2-1 SO) [0-0-0 since last win]

Last Pittsburgh win at home: Mar. 11, 2018 (3-1) [0-0-0 since last win]

Last Dallas win at Pittsburgh: Oct. 22, 2015 (4-1) [0-2-0 since last win]

Last Pittsburgh win at Dallas: Feb. 29, 2012 (4-3 SO) [0-4-1 since last win]

Most goals by Dallas vs. Pittsburgh: 10, Mar. 7, 1973 (M, 10-4)

Most goals by Pittsburgh vs. Dallas: 9, Jan. 12, 1989 (P, 9-2)

Most goals by both teams: 15, Feb. 2, 1982 (M, 9-6); Dec. 21, 1974 (M, 8-7)

Last Dallas shutout vs. Pittsburgh: Oct. 8, 2015 (3-0) - Antti Niemi

Last Pittsburgh shutout vs. Dallas: Mar. 9, 2004 (4-0) - Jean-Sebastien Aubin

Last Dallas hat trick vs. Pittsburgh: Nov. 5, 1997 - Joe Nieuwendyk

Last Pittsburgh hat trick vs. Dallas: Mar. 4, 1990 - Rob Brown

Last Pittsburgh trade with Dallas: Dec. 19, 2017 - Jamie Oleksiak to Pittsburgh in exchange for a 2019 conditional fourth-round draft pick

Pittsburgh's Overtime/Shootout Record vs. Dallas: 3-1-4

Year By Year

| YEAR | PIT | ROAD | TOTAL | GF/GA | YEAR | PIT | ROAD | TOTAL | GF/GA |
|----------------|-------|-------|-------|-------|----------------|----------------|----------------|-----------------|----------------|
| 1967-68 | 2-1-2 | 2-2-1 | 4-3-3 | 33-29 | 1994-95 | Did Not Play | | | |
| 1968-69 | 2-2-0 | 3-1-0 | 5-3-0 | 25-15 | 1995-96 | 1-0-0 | 1-0-0 | 2-0-0 | 9-3 |
| 1969-70 | 3-1-0 | 2-1-1 | 5-2-1 | 33-27 | 1996-97 | 1-0-0 | 0-1-0 | 1-1-0 | 5-7 |
| 1970-71 | 1-1-1 | 0-2-1 | 1-3-2 | 12-13 | 1997-98 | 0-1-0 | 0-0-1 | 0-1-1 | 2-5 |
| 1971-72 | 2-1-0 | 0-3-0 | 2-4-0 | 11-17 | 1998-99 | 0-0-1 | 0-1-0 | 0-1-1 | 6-8 |
| 1972-73 | 2-1-0 | 0-2-0 | 2-3-0 | 18-21 | 1999-00 | 0-0-0 | 0-1-0 | 0-1-0 | 4-6 |
| 1973-74 | 1-0-1 | 1-2-0 | 2-2-1 | 17-20 | 2000-01 | 0-1-0 | 0-0-1 | 0-1-1 | 7-14 |
| 1974-75 | 2-0-0 | 1-1-0 | 3-1-0 | 21-14 | 2001-02 | 1-0-0 | 0-0-0 | 1-0-0 | 3-2 |
| 1975-76 | 1-0-1 | 1-1-0 | 2-1-1 | 15-10 | 2002-03 | 0-0-0 | 0-1-0 | 0-1-0 | 1-3 |
| 1976-77 | 2-0-0 | 1-1-0 | 3-1-0 | 17-9 | 2003-04 | 1-0-0 | 0-0-0 | 1-0-0 | 4-0 |
| 1977-78 | 2-0-0 | 0-2-0 | 2-2-0 | 18-17 | 2004-05 | No Season | | | |
| 1978-79 | 2-0-0 | 1-1-0 | 3-1-0 | 19-11 | 2005-06 | Did Not Play | | | |
| 1979-80 | 1-1-0 | 0-2-0 | 1-3-0 | 12-15 | 2006-07 | 0-0-0 | 1-0-0 | 1-0-0 | 3-3 |
| 1980-81 | 1-1-0 | 0-2-0 | 1-3-0 | 13-18 | 2007-08 | 1-0-0 | 0-0-0 | 1-0-0 | 4-1 |
| 1981-82 | 1-1-0 | 0-1-0 | 1-2-0 | 14-15 | 2008-09 | 0-0-0 | 1-0-0 | 1-0-0 | 4-1 |
| 1982-83 | 0-1-0 | 0-1-1 | 0-2-1 | 8-16 | 2009-10 | 1-0-0 | 0-0-0 | 1-0-0 | 6-3 |
| 1983-84 | 1-1-0 | 0-1-0 | 1-2-0 | 12-12 | 2010-11 | 0-0-0 | 0-1-0 | 0-1-0 | 2-5 |
| 1984-85 | 0-1-0 | 1-1-0 | 1-2-0 | 10-10 | 2011-12 | 1-0-0 | 1-0-0 | 2-0-0 | 6-4 |
| 1985-86 | 2-0-0 | 1-0-0 | 3-0-0 | 10-7 | 2012-13 | Did Not Play | | | |
| 1986-87 | 1-0-0 | 2-0-0 | 3-0-0 | 16-7 | 2013-14 | 1-0-0 | 0-1-0 | 1-1-0 | 5-4 |
| 1987-88 | 2-0-0 | 0-1-0 | 2-1-0 | 12-9 | 2014-15 | 0-1-0 | 0-1-0 | 0-2-0 | 3-5 |
| 1988-89 | 0-1-0 | 1-1-0 | 1-2-0 | 12-11 | 2015-16 | 0-1-0 | 0-1-0 | 0-2-0 | 1-7 |
| 1989-90 | 1-1-0 | 0-0-1 | 1-1-1 | 14-16 | 2016-17 | 1-0-0 | 0-1-0 | 1-1-0 | 8-5 |
| 1990-91 | 1-0-0 | 1-1-0 | 2-1-0 | 11-10 | 2017-18 | 1-0-0 | 0-0-1 | 1-0-1 | 6-4 |
| 1991-92 | 1-0-0 | 1-1-0 | 2-1-0 | 13-8 | TOTALS | 44-21-6 | 24-41-8 | 68-62-14 | 497-466 |
| 1992-93 | 0-1-0 | 1-0-0 | 1-1-0 | 7-7 | | | | | |
| 1993-94 | 0-1-0 | 0-1-0 | 0-2-0 | 5-12 | | | | | |

DALLAS STARS vs. PITTSBURGH PENGUINS 2017-2018 REGULAR SEASON

at DALLAS STARS

| Date | Score | W Goal |
|---------------|---------------|--------------|
| 09 Feb '18 ** | PIT 3 @ DAL 4 | Tyler Seguin |

at PITTSBURGH PENGUINS

| Date | Score | W Goal |
|------------|---------------|----------------|
| 11 Mar '18 | DAL 1 @ PIT 3 | Jamie Oleksiak |

Individual Scoring

| Player | STARS | | | | | | | | |
|----------------------|-------|---|---|---|-----|-----|----|----|--|
| | GP | G | A | P | +/- | PIM | PP | SH | |
| Jamie Benn | 2 | 0 | 3 | 3 | 0 | 0 | 0 | 0 | |
| Alexander Radulov | 2 | 1 | 1 | 2 | 0 | 2 | 1 | 0 | |
| Tyler Seguin | 2 | 1 | 1 | 2 | 0 | 0 | 0 | 0 | |
| Dan Hamhuis | 2 | 1 | 0 | 1 | -1 | 0 | 0 | 0 | |
| John Klingberg | 2 | 1 | 0 | 1 | -2 | 0 | 0 | 0 | |
| Greg Pateryn | 2 | 0 | 1 | 1 | 0 | 2 | 0 | 0 | |
| Jason Spezza | 2 | 0 | 1 | 1 | -2 | 0 | 0 | 0 | |
| Dillon Heatherington | 1 | 0 | 1 | 1 | 1 | 0 | 0 | 0 | |
| Jason Dickinson | 2 | 0 | 0 | 0 | 0 | 0 | 0 | 0 | |
| Remi Elie | 2 | 0 | 0 | 0 | 0 | 0 | 0 | 0 | |
| Radek Faksa | 2 | 0 | 0 | 0 | -1 | 0 | 0 | 0 | |
| Mattias Janmark | 2 | 0 | 0 | 0 | -2 | 0 | 0 | 0 | |
| Stephen Johns | 2 | 0 | 0 | 0 | 0 | 0 | 0 | 0 | |
| Esa Lindell | 2 | 0 | 0 | 0 | -1 | 2 | 0 | 0 | |
| Tyler Pitlick | 2 | 0 | 0 | 0 | -1 | 2 | 0 | 0 | |
| Brett Ritchie | 2 | 0 | 0 | 0 | 0 | 0 | 0 | 0 | |
| Antoine Roussel | 2 | 0 | 0 | 0 | 0 | 4 | 0 | 0 | |
| Devin Shore | 2 | 0 | 0 | 0 | -1 | 2 | 0 | 0 | |
| Marc Methot | 1 | 0 | 0 | 0 | 0 | 2 | 0 | 0 | |

Power Play: 1-7 14.3% / Penalty Killing: 6-7 85.7%

| Player | PENGUINS | | | | | | | | |
|------------------|----------|---|---|---|-----|-----|----|----|---|
| | GP | G | A | P | +/- | PIM | PP | SH | |
| Evgeni Malkin | 2 | 1 | 2 | 3 | 3 | 2 | 0 | 0 | |
| Riley Sheahan | 2 | 1 | 1 | 2 | 2 | 2 | 0 | 0 | |
| Sidney Crosby | 2 | 0 | 2 | 2 | 0 | 0 | 0 | 0 | |
| Carl Hagelin | 2 | 1 | 0 | 1 | 1 | 0 | 0 | 1 | |
| Jamie Oleksiak | 2 | 1 | 0 | 1 | 1 | 0 | 0 | 0 | |
| Justin Schultz | 2 | 1 | 0 | 1 | 1 | 0 | 0 | 0 | |
| Patric Hornqvist | 1 | 1 | 0 | 1 | 0 | 0 | 0 | 1 | 0 |
| Phil Kessel | 2 | 0 | 1 | 1 | 2 | 0 | 0 | 0 | |
| Kris Letang | 2 | 0 | 1 | 1 | 2 | 0 | 0 | 0 | |
| Zach Aston-Reese | 1 | 0 | 1 | 1 | 0 | 0 | 0 | 0 | |
| Ian Cole | 1 | 0 | 1 | 1 | 1 | 0 | 0 | 0 | |
| Brian Dumoulin | 2 | 0 | 0 | 0 | 0 | 2 | 0 | 0 | |
| Jake Guentzel | 2 | 0 | 0 | 0 | -1 | 2 | 0 | 0 | |
| Olli Maatta | 2 | 0 | 0 | 0 | -1 | 4 | 0 | 0 | |
| Carter Rowney | 2 | 0 | 0 | 0 | -2 | 0 | 0 | 0 | |
| Conor Sheary | 2 | 0 | 0 | 0 | 0 | 2 | 0 | 0 | |
| Derick Brassard | 1 | 0 | 0 | 0 | 1 | 0 | 0 | 0 | |
| Josh Jooris | 1 | 0 | 0 | 0 | 0 | 0 | 0 | 0 | |
| Tom Kuhnhackl | 1 | 0 | 0 | 0 | 1 | 0 | 0 | 0 | |
| Ryan Reaves | 1 | 0 | 0 | 0 | -1 | 0 | 0 | 0 | |
| Chad Ruhwedel | 1 | 0 | 0 | 0 | 0 | 2 | 0 | 0 | |
| Bryan Rust | 1 | 0 | 0 | 0 | 0 | 0 | 0 | 0 | |
| Dominik Simon | 1 | 0 | 0 | 0 | -1 | 0 | 0 | 0 | |

Power Play: 1-7 14.3% / Penalty Killing: 6-7 85.7%

Goaltending

| Goalie | STARS | | | | | | | | |
|---------------|-------|-----|-------|----|----|----|------|------|--|
| | GP | Min | WLOT | GA | SA | SV | GAA | SV% | |
| Kari Lehtonen | 2 | 123 | 1-1-0 | 5 | 66 | 61 | 2.43 | .924 | |

| Goalie | PENGUINS | | | | | | | | |
|---------------|----------|-----|-------|----|----|----|------|------|--|
| | GP | Min | WLOT | GA | SA | SV | GAA | SV% | |
| Casey DeSmith | 1 | 60 | 1-0-0 | 1 | 18 | 17 | 1.00 | .944 | |
| Matt Murray | 1 | 64 | 0-0-1 | 3 | 36 | 33 | 2.82 | .917 | |

Goals by Period

| | STARS | | | | |
|-------|-------|-----|-----|----|-------|
| | 1st | 2nd | 3rd | OT | Total |
| Goals | 1 | 1 | 2 | 0 | 4 |

| | PENGUINS | | | | |
|-------|----------|-----|-----|----|-------|
| | 1st | 2nd | 3rd | OT | Total |
| Goals | 4 | 0 | 2 | 0 | 6 |

Shots by Period

| | STARS | | | | |
|-------|-------|-----|-----|----|-------|
| | 1st | 2nd | 3rd | OT | Total |
| Shots | 17 | 18 | 14 | 5 | 54 |

| | PENGUINS | | | | |
|-------|----------|-----|-----|----|-------|
| | 1st | 2nd | 3rd | OT | Total |
| Shots | 24 | 20 | 21 | 2 | 67 |

* - Overtime ** - Shootout



DETROIT RED WINGS

WEBSITE: detroitredwings.com

Red Wings vs. Penguins

All-time scorer vs. Pittsburgh: Steve Yzerman (39gp, 16-32-48)

All-time Pittsburgh scorer vs. Detroit: Mario Lemieux (27gp, 21-37-58)

Longest Detroit win streak vs. Pittsburgh:

5, Dec. 23, 1982-Feb. 9, 1984

Longest Pittsburgh win streak vs. Detroit:

4, Feb. 13, 1974-Dec. 15, 1974

Longest Detroit undefeated streak vs. Pittsburgh:

9, Mar. 5, 1972-Jan. 27, 1974 (5-0-4)

Longest Pittsburgh undefeated streak vs. Detroit:

11, Dec. 17, 1988-Feb. 3, 1992 (7-0-4)

Last Detroit win at home:

Mar. 27, 2018 (5-2) [0-0-0 since last win]

Last Pittsburgh win at home:

Jan. 13, 2018 (4-1) [0-0-0 since last win]

Last Detroit win at Pittsburgh:

Feb. 19, 2017 (5-2) [0-1-0 since last win]

Last Pittsburgh win at Detroit:

Mar. 26, 2016 (7-2) [0-3-0 since last win]

Most goals by Detroit vs. Pittsburgh:

9, Feb. 9, 1984 (D, 9-3)

Most goals by Pittsburgh vs. Detroit:

10, Jan. 28, 1989 (P, 10-5)

Most goals by both teams:

15, Jan. 28, 1989 (P, 10-5)

Last Detroit shutout vs. Pittsburgh:

Feb. 8, 2009 (3-0) – Ty Conklin

Last Pittsburgh shutout vs. Detroit:

Apr. 11, 1999 (3-0) – Tom Barrasso

Last Detroit hat trick vs. Pittsburgh:

Oct. 25, 2002 – Sergei Fedorov

Last Pittsburgh hat trick vs. Detroit:

Nov. 11, 2008 – Jordan Staal

Last Pittsburgh trade with Detroit:

Oct. 21, 2017 – Riley Sheahan and a 2018 fifth-round draft pick to Pittsburgh in exchange for Scott Wilson and a 2018 third-round draft pick

Pittsburgh's Overtime/Shootout Record vs. Detroit: 5-3-7

Year By Year

| YEAR | PIT | ROAD | TOTAL | GF/GA | YEAR | PIT | ROAD | TOTAL | GF/GA |
|----------------|-------|-------|-------|-------|----------------|----------------|-----------------|-----------------|----------------|
| 1967-68 | 1-1-0 | 0-2-0 | 1-3-0 | 12-21 | 1994-95 | Did Not Play | | | |
| 1968-69 | 2-1-0 | 0-3-0 | 2-4-0 | 14-20 | 1995-96 | 1-0-0 | 0-1-0 | 1-1-0 | 5-5 |
| 1969-70 | 1-2-0 | 1-2-0 | 2-4-0 | 17-21 | 1996-97 | 0-1-0 | 0-1-0 | 0-2-0 | 6-10 |
| 1970-71 | 3-0-0 | 0-1-2 | 3-1-2 | 30-13 | 1997-98 | 1-0-0 | 0-0-1 | 1-0-1 | 5-3 |
| 1971-72 | 2-1-0 | 0-3-0 | 2-4-0 | 19-25 | 1998-99 | 1-0-0 | 1-0-0 | 2-0-0 | 5-1 |
| 1972-73 | 0-1-1 | 0-1-2 | 0-2-3 | 7-9 | 1999-00 | 1-0-0 | 0-0-1 | 1-0-1 | 6-6 |
| 1973-74 | 2-1-0 | 0-1-1 | 2-2-1 | 20-13 | 2000-01 | 0-0-0 | 1-0-0 | 1-0-0 | 4-3 |
| 1974-75 | 2-1-0 | 2-1-0 | 4-2-0 | 24-15 | 2001-02 | 0-1-0 | 0-0-0 | 0-1-0 | 2-4 |
| 1975-76 | 3-0-0 | 1-1-1 | 4-1-1 | 24-13 | 2002-03 | 0-1-0 | 0-1-0 | 0-2-0 | 4-12 |
| 1976-77 | 3-0-0 | 1-2-0 | 4-2-0 | 19-17 | 2003-04 | 1-0-0 | 0-0-0 | 1-0-0 | 4-3 |
| 1977-78 | 1-1-1 | 1-2-0 | 2-3-1 | 21-22 | 2004-05 | No Season | | | |
| 1978-79 | 4-0-0 | 1-3-0 | 5-3-0 | 29-31 | 2005-06 | 0-0-0 | 0-1-0 | 0-1-0 | 1-3 |
| 1979-80 | 2-0-0 | 0-2-0 | 2-2-0 | 18-19 | 2006-07 | 0-1-0 | 0-0-0 | 0-1-0 | 0-2 |
| 1980-81 | 2-0-0 | 0-1-1 | 2-1-1 | 13-11 | 2007-08 | Did Not Play | | | |
| 1981-82 | 1-0-0 | 0-2-0 | 1-2-0 | 11-11 | 2008-09 | 0-1-0 | 1-0-0 | 1-1-0 | 7-9 |
| 1982-83 | 0-1-1 | 0-1-0 | 0-2-1 | 11-17 | 2009-10 | 1-0-0 | 0-1-0 | 1-1-0 | 2-4 |
| 1983-84 | 0-1-0 | 0-2-0 | 0-3-0 | 9-21 | 2010-11 | 1-0-0 | 1-0-0 | 2-0-0 | 8-5 |
| 1984-85 | 1-1-0 | 0-0-1 | 1-1-1 | 10-10 | 2011-12 | 0-1-0 | 0-0-0 | 0-1-0 | 1-4 |
| 1985-86 | 1-0-0 | 1-1-0 | 2-1-0 | 15-11 | 2012-13 | Did Not Play | | | |
| 1986-87 | 1-1-0 | 0-1-0 | 1-2-0 | 5-6 | 2013-14 | 1-0-0 | 1-0-1 | 2-0-1 | 11-9 |
| 1987-88 | 1-0-0 | 0-2-0 | 1-2-0 | 13-15 | 2014-15 | 1-1-0 | 0-0-1 | 1-1-1 | 8-10 |
| 1988-89 | 2-0-0 | 0-0-1 | 2-0-1 | 19-13 | 2015-16 | 1-0-0 | 2-0-0 | 3-0-0 | 18-7 |
| 1989-90 | 1-0-0 | 1-0-1 | 2-0-1 | 14-7 | 2016-17 | 1-1-0 | 0-1-0 | 1-2-0 | 10-14 |
| 1990-91 | 2-0-0 | 1-0-0 | 3-0-0 | 16-5 | 2017-18 | 1-0-0 | 0-2-0 | 1-2-0 | 7-10 |
| 1991-92 | 0-0-1 | 0-1-1 | 0-1-2 | 10-11 | TOTALS | 51-22-4 | 18-44-15 | 69-66-19 | 532-525 |
| 1992-93 | 1-0-0 | 0-1-0 | 1-1-0 | 9-14 | | | | | |
| 1993-94 | 0-1-0 | 1-0-0 | 1-1-0 | 9-10 | | | | | |

DETROIT RED WINGS vs. PITTSBURGH PENGUINS 2017-2018 REGULAR SEASON

at DETROIT RED WINGS

| Date | Score | W Goal |
|------------|---------------|-----------------|
| 27 Mar '18 | PIT 2 @ DET 5 | Luke Glendening |
| 31 Dec '17 | PIT 1 @ DET 4 | Dylan Larkin |

at PITTSBURGH PENGUINS

| Date | Score | W Goal |
|------------|---------------|-------------|
| 13 Jan '18 | DET 1 @ PIT 4 | Phil Kessel |

Individual Scoring

RED WINGS

| Player | GP | G | A | P | +/- | PIM | PP | SH |
|--------------------|----|---|---|---|-----|-----|----|----|
| Darren Helm | 3 | 1 | 3 | 4 | 2 | 0 | 0 | 0 |
| Dylan Larkin | 3 | 1 | 2 | 3 | 1 | 0 | 0 | 0 |
| Henrik Zetterberg | 3 | 0 | 3 | 3 | 2 | 0 | 0 | 0 |
| Frans Nielsen | 3 | 2 | 0 | 2 | 0 | 0 | 1 | 0 |
| Gustav Nyquist | 3 | 2 | 0 | 2 | 2 | 0 | 0 | 0 |
| Luke Glendening | 1 | 2 | 0 | 2 | 2 | 0 | 0 | 0 |
| Tyler Bertuzzi | 3 | 0 | 2 | 2 | 2 | 4 | 0 | 0 |
| Trevor Daley | 3 | 0 | 2 | 2 | 1 | 2 | 0 | 0 |
| Tomas Tatar | 2 | 0 | 2 | 2 | 1 | 2 | 0 | 0 |
| Joe Hicketts | 1 | 0 | 2 | 2 | 0 | 0 | 0 | 0 |
| Justin Abdelkader | 3 | 1 | 0 | 1 | 1 | 2 | 1 | 0 |
| Niklas Kronwall | 3 | 1 | 0 | 1 | 1 | 2 | 0 | 0 |
| Danny DeKeyser | 3 | 0 | 1 | 1 | 3 | 2 | 0 | 0 |
| Martin Frk | 3 | 0 | 1 | 1 | -1 | 0 | 0 | 0 |
| Nick Jensen | 3 | 0 | 1 | 1 | 2 | 4 | 0 | 0 |
| Mike Green | 2 | 0 | 1 | 1 | 1 | 0 | 0 | 0 |
| Andreas Athanasiou | 3 | 0 | 0 | 0 | 1 | 0 | 0 | 0 |
| Jonathan Ericsson | 3 | 0 | 0 | 0 | 0 | 2 | 0 | 0 |
| Anthony Mantha | 2 | 0 | 0 | 0 | 0 | 0 | 0 | 0 |
| David Booth | 1 | 0 | 0 | 0 | 0 | 0 | 0 | 0 |
| Xavier Ouellet | 1 | 0 | 0 | 0 | 0 | 0 | 0 | 0 |
| Evgeny Svechnikov | 1 | 0 | 0 | 0 | -1 | 0 | 0 | 0 |
| Luke Witkowski | 1 | 0 | 0 | 0 | 0 | 0 | 0 | 0 |

Power Play: 2-10 20.0% / Penalty Killing: 7-10 70.0%

PENGUINS

| Player | GP | G | A | P | +/- | PIM | PP | SH |
|------------------|----|---|---|---|-----|-----|----|----|
| Evgeni Malkin | 3 | 3 | 3 | 6 | -1 | 6 | 1 | 0 |
| Phil Kessel | 3 | 1 | 3 | 4 | -4 | 0 | 1 | 0 |
| Sidney Crosby | 3 | 2 | 1 | 3 | -3 | 0 | 1 | 0 |
| Olli Maatta | 3 | 0 | 2 | 2 | 0 | 2 | 0 | 0 |
| Kris Letang | 2 | 1 | 0 | 1 | -1 | 0 | 0 | 0 |
| Jake Guentzel | 3 | 0 | 1 | 1 | -1 | 2 | 0 | 0 |
| Carl Hagelin | 3 | 0 | 1 | 1 | 0 | 0 | 0 | 0 |
| Patric Hornqvist | 3 | 0 | 1 | 1 | -1 | 0 | 0 | 0 |
| Brian Dumoulin | 3 | 0 | 0 | 0 | -2 | 0 | 0 | 0 |
| Tom Kuhnhackl | 3 | 0 | 0 | 0 | 0 | 0 | 0 | 0 |
| Jamie Oleksiak | 3 | 0 | 0 | 0 | 0 | 4 | 0 | 0 |
| Riley Sheahan | 3 | 0 | 0 | 0 | 0 | 0 | 0 | 0 |
| Conor Sheary | 3 | 0 | 0 | 0 | -1 | 0 | 0 | 0 |
| Matt Hunwick | 2 | 0 | 0 | 0 | -1 | 0 | 0 | 0 |
| Ryan Reaves | 2 | 0 | 0 | 0 | 0 | 0 | 0 | 0 |
| Justin Schultz | 2 | 0 | 0 | 0 | -1 | 0 | 0 | 0 |
| Daniel Sprong | 2 | 0 | 0 | 0 | 0 | 0 | 0 | 0 |
| Zach Aston-Reese | 1 | 0 | 0 | 0 | 0 | 0 | 0 | 0 |
| Derick Brassard | 1 | 0 | 0 | 0 | -1 | 0 | 0 | 0 |
| Ian Cole | 1 | 0 | 0 | 0 | -2 | 0 | 0 | 0 |
| Frank Corrado | 1 | 0 | 0 | 0 | -1 | 0 | 0 | 0 |
| Carter Rowney | 1 | 0 | 0 | 0 | 0 | 0 | 0 | 0 |
| Chad Ruhwedel | 1 | 0 | 0 | 0 | 0 | 0 | 0 | 0 |
| Bryan Rust | 1 | 0 | 0 | 0 | 0 | 2 | 0 | 0 |
| Dominik Simon | 1 | 0 | 0 | 0 | 0 | 4 | 0 | 0 |

Power Play: 3-10 30.0% / Penalty Killing: 8-10 80.0%

Goaltending

RED WINGS

| Goalie | GP | Min | WLOT | GA | SA | SV | GAA | SV% |
|--------------|----|-----|-------|----|----|----|------|------|
| Jimmy Howard | 3 | 179 | 2-1-0 | 7 | 98 | 91 | 2.34 | .929 |

PENGUINS

| Goalie | GP | Min | WLOT | GA | SA | SV | GAA | SV% |
|---------------|----|-----|-------|----|----|----|------|------|
| Tristan Jarry | 1 | 60 | 1-0-0 | 1 | 30 | 29 | 1.00 | .967 |
| Matt Murray | 2 | 118 | 0-2-0 | 8 | 48 | 40 | 4.08 | .833 |

Goals by Period

RED WINGS

| | 1st | 2nd | 3rd | OT | Total |
|-------|-----|-----|-----|----|-------|
| Goals | 3 | 4 | 3 | 0 | 10 |

PENGUINS

| | 1st | 2nd | 3rd | OT | Total |
|-------|-----|-----|-----|----|-------|
| Goals | 3 | 2 | 2 | 0 | 7 |

Shots by Period

RED WINGS

| | 1st | 2nd | 3rd | OT | Total |
|-------|-----|-----|-----|----|-------|
| Shots | 23 | 29 | 27 | 0 | 79 |

PENGUINS

| | 1st | 2nd | 3rd | OT | Total |
|-------|-----|-----|-----|----|-------|
| Shots | 30 | 34 | 34 | 0 | 98 |

* - Overtime ** - Shootout



EDMONTON OILERS

WEBSITE: edmontonoilers.com

Oilers vs. Penguins

All-time scorer vs. Pittsburgh: Wayne Gretzky (28gp, 31-44-75)

All-time Pittsburgh scorer vs. Edmonton: Mario Lemieux (26gp, 14-29-43)

Longest Edmonton win streak vs. Pittsburgh: 5, Jan. 7, 1983-Feb. 22, 1984; Mar. 16, 1981-Mar. 17, 1982

Longest Pittsburgh win streak vs. Edmonton: 4, Nov. 8, 2016-Present; Dec. 5, 2007-Mar. 13, 2011; Mar. 4, 2000-Feb. 18, 2003

Longest Edmonton undefeated streak vs. Pittsburgh: 6, Jan. 7, 1983-Nov. 6, 1984 [5-0-1]

Longest Pittsburgh undefeated streak vs. Edmonton: 15, Dec. 5, 2007-Present [12-0-3]

Last Edmonton win at home: Jan. 10, 2014 [4-3 OT] [0-3-1 since last win]

Last Pittsburgh win at home: Oct. 24, 2017 [2-1 OT] [0-0-0 since last win]

Last Edmonton win at Pittsburgh: Nov. 28, 2015 [3-2 SO] [0-1-1 since last win]

Last Pittsburgh win at Edmonton: Nov. 1, 2017 [3-2] [0-0-0 since last win]

Most goals by Edmonton vs. Pittsburgh: 10, Feb. 19, 1983 [E, 10-7]; Mar. 17, 1982 [E, 10-4]

Most goals by Pittsburgh vs. Edmonton: 7, Jan. 21, 1988 [P, 7-4]; Jan. 22, 1986 [P, 7-4]; Feb. 19, 1983 [E, 10-7]

Most goals by both teams: 17, Feb. 19, 1983 [E, 10-7]

Last Edmonton shutout vs. Pittsburgh: None

Last Pittsburgh shutout vs. Edmonton: Feb. 4, 2015 [2-0] - Marc-Andre Fleury

Last Edmonton hat trick vs. Pittsburgh: Jan. 10, 2006 - Shawn Horcoff

Last Pittsburgh hat trick vs. Edmonton: Nov. 13, 1991 - Kevin Stevens

Last Pittsburgh trade with Edmonton: Feb. 27, 2016 - Justin Schultz to Pittsburgh in exchange for a 2016 third-round draft pick

Pittsburgh's Overtime/Shootout Record vs. Edmonton: 4-2-5

Year By Year

| YEAR | PIT | ROAD | TOTAL | GF/GA | YEAR | PIT | ROAD | TOTAL | GF/GA |
|---------|--------------|--------|-------|-------|---------------|----------------|----------------|----------------|----------------|
| 1979-80 | 1-1-0 | 0-2-0 | 1-3-0 | 12-22 | 2006-07 | Did Not Play | | | |
| 1980-81 | 1-1-0 | 0-1-1 | 1-2-1 | 18-20 | 2007-08 | 0-0-0 | 1-0-0 | 1-0-0 | 4-2 |
| 1981-82 | 0-1-0 | 0-2-0 | 0-3-0 | 8-22 | 2008-09 | 1-0-0 | 0-0-0 | 1-0-0 | 5-4 |
| 1982-83 | 1-1-0 | 0-1-0 | 1-2-0 | 14-21 | 2009-10 | 0-0-0 | 1-0-0 | 1-0-0 | 3-2 |
| 1983-84 | 0-1-0 | 0-2-0 | 0-3-0 | 8-23 | 2010-11 | 1-0-0 | 0-0-0 | 1-0-0 | 5-1 |
| 1984-85 | 1-0-1 | 0-1-0 | 1-1-1 | 10-12 | 2011-12 | 0-0-0 | 0-0-1 | 0-0-1 | 1-1 |
| 1985-86 | 0-1-0 | 1-1-0 | 1-2-0 | 13-17 | 2012-13 | Did Not Play | | | |
| 1986-87 | 1-1-0 | 0-1-0 | 1-2-0 | 9-10 | 2013-14 | 1-0-0 | 0-0-1 | 1-0-1 | 6-6 |
| 1987-88 | 0-1-0 | 0-2-0 | 0-3-0 | 8-17 | 2014-15 | 1-0-0 | 1-0-0 | 2-0-0 | 8-4 |
| 1988-89 | 0-2-0 | 1-0-0 | 1-2-0 | 12-15 | 2015-16 | 0-0-1 | 1-0-0 | 1-0-1 | 4-3 |
| 1989-90 | 1-0-0 | 1-1-0 | 2-1-0 | 12-8 | 2016-17 | 1-0-0 | 1-0-0 | 2-0-0 | 6-5 |
| 1990-91 | 1-1-0 | 0-1-0 | 1-2-0 | 14-15 | 2017-18 | 1-0-0 | 1-0-0 | 2-0-0 | 5-3 |
| 1991-92 | 2-0-0 | 0-1-0 | 2-1-0 | 14-14 | TOTALS | 21-13-4 | 13-22-3 | 34-35-7 | 263-309 |
| 1992-93 | 0-1-0 | *1-1-0 | 1-2-0 | 11-11 | | | | | |
| 1993-94 | 1-0-0 | 0-1-0 | 1-1-0 | 7-8 | | | | | |
| 1994-95 | Did Not Play | | | | | | | | |
| 1995-96 | 1-0-0 | 1-0-0 | 2-0-0 | 10-8 | | | | | |
| 1996-97 | 1-0-0 | 0-1-0 | 1-1-0 | 7-7 | | | | | |
| 1997-98 | 1-0-0 | 0-1-0 | 1-1-0 | 7-6 | | | | | |
| 1998-99 | 0-0-1 | 0-1-0 | 0-1-1 | 3-6 | | | | | |
| 1999-00 | 0-0-1 | 1-0-0 | 1-0-1 | 5-4 | | | | | |
| 2000-01 | 1-0-0 | 0-0-0 | 1-0-0 | 5-2 | | | | | |
| 2001-02 | 0-0-0 | 1-0-0 | 1-0-0 | 1-0 | | | | | |
| 2002-03 | 1-0-0 | 0-0-0 | 1-0-0 | 4-3 | | | | | |
| 2003-04 | 0-0-0 | 0-1-0 | 0-1-0 | 3-4 | | | | | |
| 2004-05 | No Season | | | | | | | | |
| 2005-06 | 0-1-0 | 0-0-0 | 0-1-0 | 1-3 | | | | | |

* = Includes one game played in Cleveland

EDMONTON OILERS vs. PITTSBURGH PENGUINS 2017-2018 REGULAR SEASON

at EDMONTON OILERS

| Date | Score | W Goal |
|------------|---------------|---------------|
| 01 Nov '17 | PIT 3 @ EDM 2 | Evgeni Malkin |

at PITTSBURGH PENGUINS

| Date | Score | W Goal |
|--------------|---------------|-------------|
| 24 Oct '17 * | EDM 1 @ PIT 2 | Phil Kessel |

Individual Scoring

| OILERS | | | | | | | | | |
|---------------------|----|---|---|---|----|---|-----|----|----|
| Player | GP | G | A | P | + | - | PIM | PP | SH |
| Connor McDavid | 2 | 1 | 2 | 3 | 1 | 0 | 0 | 0 | 0 |
| Patrick Maroon | 2 | 0 | 2 | 2 | 0 | 0 | 0 | 0 | 0 |
| Leon Draisaitl | 2 | 1 | 0 | 1 | 0 | 0 | 0 | 0 | 0 |
| Ryan Nugent-Hopkins | 2 | 1 | 0 | 1 | -1 | 4 | 1 | 0 | 0 |
| Oscar Klefborn | 2 | 0 | 1 | 1 | 0 | 0 | 0 | 0 | 0 |
| Yohann Auvitu | 2 | 0 | 0 | 0 | -1 | 2 | 0 | 0 | 0 |
| Matt Benning | 2 | 0 | 0 | 0 | -1 | 2 | 0 | 0 | 0 |
| Drake Caggiula | 2 | 0 | 0 | 0 | 0 | 0 | 0 | 0 | 0 |
| Zack Kassian | 2 | 0 | 0 | 0 | 0 | 2 | 0 | 0 | 0 |
| Adam Larsson | 2 | 0 | 0 | 0 | 1 | 2 | 0 | 0 | 0 |
| Mark Letestu | 2 | 0 | 0 | 0 | 0 | 0 | 0 | 0 | 0 |
| Milan Lucic | 2 | 0 | 0 | 0 | -1 | 0 | 0 | 0 | 0 |
| Darnell Nurse | 2 | 0 | 0 | 0 | 0 | 7 | 0 | 0 | 0 |
| Iiro Pakarinen | 2 | 0 | 0 | 0 | 0 | 0 | 0 | 0 | 0 |
| Kris Russell | 2 | 0 | 0 | 0 | 0 | 0 | 0 | 0 | 0 |
| Ryan Strome | 2 | 0 | 0 | 0 | 0 | 0 | 0 | 0 | 0 |
| Kailer Yamamoto | 2 | 0 | 0 | 0 | -1 | 0 | 0 | 0 | 0 |
| Jujhar Khaira | 1 | 0 | 0 | 0 | 0 | 0 | 0 | 0 | 0 |
| Anton Slepyshev | 1 | 0 | 0 | 0 | 0 | 0 | 0 | 0 | 0 |

Power Play: 1-7 14.3% / Penalty Killing: 5-7 71.4%

| PENGUINS | | | | | | | | | |
|------------------|----|---|---|---|----|---|-----|----|----|
| Player | GP | G | A | P | + | - | PIM | PP | SH |
| Phil Kessel | 2 | 1 | 2 | 3 | 0 | 0 | 0 | 0 | 0 |
| Evgeni Malkin | 2 | 1 | 1 | 2 | 0 | 0 | 0 | 1 | 0 |
| Kris Letang | 2 | 0 | 2 | 2 | 0 | 0 | 0 | 0 | 0 |
| Ian Cole | 2 | 1 | 0 | 1 | 1 | 2 | 0 | 0 | 0 |
| Patric Hornqvist | 2 | 1 | 0 | 1 | 0 | 2 | 1 | 0 | 0 |
| Conor Sheary | 2 | 1 | 0 | 1 | 0 | 0 | 0 | 0 | 0 |
| Sidney Crosby | 2 | 0 | 1 | 1 | 0 | 2 | 0 | 0 | 0 |
| Olli Maatta | 2 | 0 | 1 | 1 | -1 | 2 | 0 | 0 | 0 |
| Ryan Reaves | 2 | 0 | 1 | 1 | 1 | 5 | 0 | 0 | 0 |
| Riley Sheahan | 2 | 0 | 1 | 1 | 1 | 0 | 0 | 0 | 0 |
| Brian Dumoulin | 2 | 0 | 0 | 0 | 2 | 0 | 0 | 0 | 0 |
| Jake Guentzel | 2 | 0 | 0 | 0 | 0 | 6 | 0 | 0 | 0 |
| Tom Kuhnhackl | 2 | 0 | 0 | 0 | 0 | 0 | 0 | 0 | 0 |
| Greg McKeeg | 2 | 0 | 0 | 0 | 0 | 0 | 0 | 0 | 0 |
| Chad Ruhwedel | 2 | 0 | 0 | 0 | -1 | 0 | 0 | 0 | 0 |
| Bryan Rust | 2 | 0 | 0 | 0 | -1 | 0 | 0 | 0 | 0 |
| Josh Archibald | 1 | 0 | 0 | 0 | 0 | 0 | 0 | 0 | 0 |
| Frank Corrado | 1 | 0 | 0 | 0 | 0 | 0 | 0 | 0 | 0 |
| Carl Hagelin | 1 | 0 | 0 | 0 | 1 | 0 | 0 | 0 | 0 |
| Justin Schultz | 1 | 0 | 0 | 0 | 0 | 0 | 0 | 0 | 0 |

Power Play: 2-7 28.6% / Penalty Killing: 6-7 85.7%

Goaltending

| OILERS | | | | | | | | |
|------------|----|-----|-------|----|----|----|------|------|
| Goalie | GP | Min | WLOT | GA | SA | SV | GAA | SV% |
| Cam Talbot | 2 | 119 | 0-1-1 | 5 | 74 | 69 | 2.51 | .932 |

| PENGUINS | | | | | | | | |
|-------------|----|-----|-------|----|----|----|------|------|
| Goalie | GP | Min | WLOT | GA | SA | SV | GAA | SV% |
| Matt Murray | 2 | 121 | 2-0-0 | 3 | 67 | 64 | 1.49 | .955 |

Goals by Period

| OILERS | | | | | |
|--------|-----|-----|-----|----|-------|
| | 1st | 2nd | 3rd | OT | Total |
| Goals | 0 | 2 | 1 | 0 | 3 |

| PENGUINS | | | | | |
|----------|-----|-----|-----|----|-------|
| | 1st | 2nd | 3rd | OT | Total |
| Goals | 0 | 2 | 2 | 1 | 5 |

Shots by Period

| OILERS | | | | | |
|--------|-----|-----|-----|----|-------|
| | 1st | 2nd | 3rd | OT | Total |
| Shots | 20 | 27 | 19 | 1 | 67 |

| PENGUINS | | | | | |
|----------|-----|-----|-----|----|-------|
| | 1st | 2nd | 3rd | OT | Total |
| Shots | 25 | 25 | 21 | 3 | 74 |

* - Overtime ** - Shootout



FLORIDA PANTHERS

WEBSITE: floridapanthers.com

Panthers vs. Penguins

All-time scorer vs. Pittsburgh: Olli Jokinen [28gp, 14-14-28]

All-time Pittsburgh scorer vs. Florida: Sidney Crosby [38gp, 24-25-49]

Longest Florida win streak vs. Pittsburgh:
12, Apr. 3, 2002-Mar. 29, 2006

Longest Pittsburgh win streak vs. Florida: 5, Oct. 25, 2016-Oct. 20, 2017; Nov. 22, 2010-Oct. 11, 2011; Jan. 30, 2007-Feb. 19, 2008

Longest Florida undefeated streak vs. Pittsburgh:
12, Apr. 3, 2002-Mar. 29, 2006 [12-0-0]

Longest Pittsburgh undefeated streak vs. Florida:
11, Dec. 20, 2014-Oct. 20, 2017 [9-0-2]

Last Florida win at home:
Feb. 24, 2018 [6-5] [0-0-0 since last win]

Last Pittsburgh win at home:
Oct. 14, 2017 [4-3] [0-0-0 since last win]

Last Florida win at Pittsburgh: Jan. 20, 2014 [5-1] [0-5-1 since last win]

Last Pittsburgh win at Florida:
Oct. 20, 2017 [4-3] [0-1-0 since last win]

Most goals by Florida vs. Pittsburgh:
6, Feb. 24, 2018 [F, 6-5]; Oct. 11, 2013 [F, 6-3]; Feb. 26, 2013 [F, 6-4]; Jan. 3, 2010 [F, 6-2]; Jan. 3, 2009 [F, 6-1]; Nov. 25, 2005 [F, 6-3]; Nov. 7, 2003 [F, 6-3]; Feb. 6, 2003 [F, 6-0]

Most goals by Pittsburgh vs. Florida:
7, Dec. 30, 1998 [P, 7-4]; Feb. 7, 1995 [P, 7-3]

Most goals by both teams:
11, Feb. 24, 2018 [F, 6-5]; Mar. 5, 2002 [P, 6-5 OT]; Dec. 30, 1998 [P, 7-4]; Dec. 30, 1995 [P, 6-5]; Jan. 23, 1995 [P, 6-5]

Last Florida shutout vs. Pittsburgh:
Feb. 20, 2004 [2-0] – Roberto Luongo

Last Pittsburgh shutout vs. Florida:
Mar. 19, 2017 [4-0] – Marc-Andre Fleury

Last Florida hat trick vs. Pittsburgh:
Feb. 24, 2018 – Evgenii Dadonov

Last Pittsburgh hat trick vs. Florida:
Mar. 19, 2017 – Sidney Crosby

Last Pittsburgh trade with Florida:
Mar. 5, 2014 – Marcel Goc to Pittsburgh in exchange for a 2014 fifth-round draft pick and a 2015 third-round draft pick

Pittsburgh's Overtime/Shootout Record vs. Florida: 11-3-6

Year By Year

| YEAR | PIT | ROAD | TOTAL | GF/GA |
|---------------|----------------|----------------|----------------|----------------|
| 1993-94 | 1-0-1 | 2-0-0 | 3-0-1 | 10-7 |
| 1994-95 | 1-1-0 | 1-1-0 | 2-2-0 | 16-14 |
| 1995-96 | 2-0-0 | 1-1-0 | 3-1-0 | 12-10 |
| 1996-97 | 2-0-0 | 0-2-0 | 2-2-0 | 12-13 |
| 1997-98 | 0-1-1 | 1-1-0 | 1-2-1 | 11-12 |
| 1998-99 | 3-0-0 | 1-1-0 | 4-1-0 | 19-10 |
| 1999-00 | 1-1-0 | 1-0-1 | 2-1-1 | 9-10 |
| 2000-01 | 1-1-0 | 1-0-1 | 2-1-1 | 12-11 |
| 2001-02 | 1-0-1 | 0-2-0 | 1-2-1 | 10-12 |
| 2002-03 | 0-2-0 | 0-1-1 | 0-3-1 | 5-17 |
| 2003-04 | 0-2-0 | 0-2-0 | 0-4-0 | 6-16 |
| 2004-05 | No Season | | | |
| 2005-06 | 0-1-1 | 1-1-0 | 1-2-1 | 14-16 |
| 2006-07 | 1-1-0 | 1-1-0 | 2-2-0 | 9-9 |
| 2007-08 | 2-0-0 | 1-1-0 | 3-1-0 | 11-8 |
| 2008-09 | 1-1-0 | 1-1-0 | 2-2-0 | 10-14 |
| 2009-10 | 2-0-0 | 1-1-0 | 3-1-0 | 10-12 |
| 2010-11 | 2-0-0 | 2-0-0 | 4-0-0 | 13-7 |
| 2011-12 | 2-0-0 | 1-1-0 | 3-1-0 | 11-7 |
| 2012-13 | 1-0-0 | 1-1-0 | 2-1-0 | 10-8 |
| 2013-14 | 0-1-0 | 1-1-0 | 1-2-0 | 9-12 |
| 2014-15 | 2-0-0 | 0-0-1 | 2-0-1 | 11-5 |
| 2015-16 | 1-0-0 | 1-0-1 | 2-0-1 | 7-5 |
| 2016-17 | 2-0-0 | 1-0-0 | 3-0-0 | 12-3 |
| 2017-18 | 1-0-0 | 1-1-0 | 2-1-0 | 13-12 |
| TOTALS | 29-12-4 | 21-20-5 | 50-32-9 | 262-250 |

FLORIDA PANTHERS vs. PITTSBURGH PENGUINS 2017-2018 REGULAR SEASON

at FLORIDA PANTHERS

| Date | Score | W Goal |
|------------|---------------|-----------------|
| 24 Feb '18 | PIT 5 @ FLA 6 | Evgenii Dadonov |
| 20 Oct '17 | PIT 4 @ FLA 3 | Conor Sheary |

at PITTSBURGH PENGUINS

| Date | Score | W Goal |
|------------|---------------|---------------|
| 14 Oct '17 | FLA 3 @ PIT 4 | Sidney Crosby |

Individual Scoring

PANTHERS

| Player | GP | G | A | P | +/- | PIM | PP | SH |
|--------------------|----|---|---|---|-----|-----|----|----|
| Evgenii Dadonov | 3 | 3 | 2 | 5 | 3 | 0 | 0 | 0 |
| Jonathan Huberdeau | 3 | 2 | 2 | 4 | -1 | 2 | 1 | 0 |
| Aleksander Barkov | 3 | 1 | 3 | 4 | 1 | 0 | 0 | 0 |
| Keith Yandle | 3 | 0 | 4 | 4 | 1 | 0 | 0 | 0 |
| Jamie McGinn | 3 | 2 | 1 | 3 | 2 | 0 | 0 | 0 |
| Vincent Trocheck | 3 | 1 | 2 | 3 | 0 | 0 | 0 | 0 |
| Aaron Ekblad | 3 | 1 | 1 | 2 | 3 | 2 | 0 | 0 |
| Alexander Petrovic | 3 | 0 | 2 | 2 | 3 | 2 | 0 | 0 |
| Derek MacKenzie | 3 | 1 | 0 | 1 | 0 | 2 | 0 | 0 |
| MacKenzie Weegar | 1 | 1 | 0 | 1 | 1 | 0 | 0 | 0 |
| Nick Bjugstad | 3 | 0 | 1 | 1 | 1 | 7 | 0 | 0 |
| Jared McCann | 3 | 0 | 1 | 1 | 1 | 0 | 0 | 0 |
| Mark Pysyk | 3 | 0 | 1 | 1 | -1 | 0 | 0 | 0 |
| Colton Sceviour | 3 | 0 | 1 | 1 | 0 | 0 | 0 | 0 |
| Radim Vrbata | 2 | 0 | 1 | 1 | 2 | 2 | 0 | 0 |
| Denis Malgin | 1 | 0 | 1 | 1 | -2 | 0 | 0 | 0 |
| Micheal Haley | 3 | 0 | 0 | 0 | 0 | 0 | 0 | 0 |
| Mike Matheson | 3 | 0 | 0 | 0 | -1 | 0 | 0 | 0 |
| Ian McCoshen | 2 | 0 | 0 | 0 | 1 | 2 | 0 | 0 |
| Connor Brickley | 1 | 0 | 0 | 0 | 0 | 0 | 0 | 0 |
| Maxim Mamin | 1 | 0 | 0 | 0 | 1 | 0 | 0 | 0 |
| Owen Tippett | 1 | 0 | 0 | 0 | 0 | 0 | 0 | 0 |

Power Play: 1-10 10.0% / Penalty Killing: 3-8 37.5%

PENGUINS

| Player | GP | G | A | P | +/- | PIM | PP | SH |
|------------------|----|---|---|---|-----|-----|----|----|
| Evgeni Malkin | 3 | 3 | 2 | 5 | 1 | 0 | 1 | 0 |
| Sidney Crosby | 3 | 3 | 1 | 4 | -3 | 2 | 2 | 0 |
| Phil Kessel | 3 | 0 | 4 | 4 | -3 | 2 | 0 | 0 |
| Bryan Rust | 3 | 1 | 2 | 3 | 1 | 0 | 0 | 0 |
| Kris Letang | 3 | 0 | 3 | 3 | 0 | 0 | 0 | 0 |
| Patric Hornqvist | 3 | 2 | 0 | 2 | -2 | 12 | 1 | 0 |
| Carl Hagelin | 3 | 1 | 1 | 2 | 1 | 2 | 0 | 0 |
| Conor Sheary | 3 | 1 | 1 | 2 | -1 | 0 | 1 | 0 |
| Olli Maatta | 3 | 0 | 2 | 2 | 1 | 0 | 0 | 0 |
| Tom Kuhnhackl | 2 | 0 | 2 | 2 | 2 | 0 | 0 | 0 |
| Carter Rowney | 3 | 1 | 0 | 1 | 1 | 0 | 0 | 0 |
| Greg McKegg | 2 | 1 | 0 | 1 | 1 | 0 | 0 | 1 |
| Brian Dumoulin | 3 | 0 | 1 | 1 | 0 | 0 | 0 | 0 |
| Justin Schultz | 3 | 0 | 1 | 1 | -1 | 0 | 0 | 0 |
| Matt Hunwick | 2 | 0 | 1 | 1 | -3 | 0 | 0 | 0 |
| Jamie Oleksiak | 1 | 0 | 1 | 1 | -2 | 7 | 0 | 0 |
| Jake Guentzel | 3 | 0 | 0 | 0 | -5 | 0 | 0 | 0 |
| Ryan Reaves | 2 | 0 | 0 | 0 | 1 | 2 | 0 | 0 |
| Chad Ruhwedel | 2 | 0 | 0 | 0 | 0 | 2 | 0 | 0 |
| Zach Aston-Reese | 1 | 0 | 0 | 0 | -1 | 0 | 0 | 0 |
| Ian Cole | 1 | 0 | 0 | 0 | -1 | 2 | 0 | 0 |
| Riley Sheahan | 1 | 0 | 0 | 0 | -4 | 0 | 0 | 0 |
| Dominik Simon | 1 | 0 | 0 | 0 | 1 | 2 | 0 | 0 |

Power Play: 5-8 62.5% / Penalty Killing: 9-10 90.0%

Goaltending

PANTHERS

| Goalie | GP | Min | WLOT | GA | SA | SV | GAA | SV% |
|----------------|----|-----|-------|----|----|----|------|------|
| Roberto Luongo | 2 | 105 | 1-0-0 | 8 | 73 | 65 | 4.58 | .890 |
| James Reimer | 2 | 72 | 0-2-0 | 5 | 45 | 40 | 4.17 | .889 |

PENGUINS

| Goalie | GP | Min | WLOT | GA | SA | SV | GAA | SV% |
|---------------|----|-----|-------|----|----|----|------|------|
| Matt Murray | 3 | 150 | 2-1-0 | 8 | 91 | 83 | 3.20 | .912 |
| Tristan Jarry | 1 | 28 | 0-0-0 | 4 | 16 | 12 | 8.51 | .750 |

Goals by Period

PANTHERS

| | 1st | 2nd | 3rd | OT | Total |
|-------|-----|-----|-----|----|-------|
| Goals | 4 | 4 | 4 | 0 | 12 |

PENGUINS

| | 1st | 2nd | 3rd | OT | Total |
|-------|-----|-----|-----|----|-------|
| Goals | 2 | 6 | 5 | 0 | 13 |

Shots by Period

PANTHERS

| | 1st | 2nd | 3rd | OT | Total |
|-------|-----|-----|-----|----|-------|
| Shots | 34 | 44 | 29 | 0 | 107 |

PENGUINS

| | 1st | 2nd | 3rd | OT | Total |
|-------|-----|-----|-----|----|-------|
| Shots | 36 | 39 | 43 | 0 | 118 |

* - Overtime ** - Shootout



LOS ANGELES KINGS

WEBSITE: losangeleskings.com

Kings vs. Penguins

All-time scorer vs. Pittsburgh: Marcel Dionne (50gp, 29-41-70)

All-time Pittsburgh scorer vs. Los Angeles: Mario Lemieux (28gp, 19-42-61)

Longest Los Angeles win streak vs. Pittsburgh: 5, Feb. 27, 2002-Oct. 10, 2003; Mar. 14, 1984-Nov. 16, 1985

Longest Pittsburgh win streak vs. Los Angeles: 6, Nov. 15, 1969-Feb. 26, 1970

Longest Los Angeles undefeated streak vs. Pittsburgh: 9, Oct. 28, 1999-Nov. 1, 2006 (7-0-2)

Longest Pittsburgh undefeated streak vs. Los Angeles: 9, Nov. 15, 1979-Feb. 13, 1982 (4-0-5)

Last Los Angeles win at home: Nov. 3, 2016 (3-2 OT) (0-1-0 since last win)

Last Pittsburgh win at home: Feb. 15, 2018 (3-1) (0-0-0 since last win)

Last Los Angeles win at Pittsburgh: Dec. 16, 2016 (1-0 OT) (0-1-0 since last win)

Last Pittsburgh win at Los Angeles: Jan. 18, 2018 (3-1) (0-0-0 since last win)

Most goals by Los Angeles vs. Pittsburgh: 10, Jan. 21, 1987 (L, 10-5)

Most goals by Pittsburgh vs. Los Angeles: 8, Oct. 20, 1971 (P, 8-1); Mar. 26, 1969 (P, 8-4)

Most goals by both teams: 15, Jan. 21, 1987 (L, 10-5)

Last Los Angeles shutout vs. Pittsburgh: Dec. 16, 2016 (1-0 OT) – Peter Budaj

Last Pittsburgh shutout vs. Los Angeles: Mar. 7, 2015 (1-0 OT) – Marc-Andre Fleury

Last Los Angeles hat trick vs. Pittsburgh: Mar. 10, 1990 – Luc Robitaille

Last Pittsburgh hat trick vs. Los Angeles: Feb. 10, 1990 – Rob Brown

Last Pittsburgh trade with Los Angeles: Nov. 20, 2003 – Sergei Anshakov and Martin Strbak to Pittsburgh in exchange for Martin Straka

Pittsburgh's Overtime/Shootout Record vs. Los Angeles: 7-7-5

Year By Year

| YEAR | PIT | ROAD | TOTAL | GF/GA | YEAR | PIT | ROAD | TOTAL | GF/GA |
|----------------|-------|-------|-------|-------|----------------|-----------------|-----------------|-----------------|----------------|
| 1967-68 | 3-2-0 | 1-4-0 | 4-6-0 | 26-33 | 1994-95 | Did Not Play | | | |
| 1968-69 | 1-2-1 | 1-3-0 | 2-5-1 | 20-24 | 1995-96 | 0-1-0 | 0-1-0 | 0-2-0 | 4-6 |
| 1969-70 | 4-0-0 | 2-2-0 | 6-2-0 | 20-11 | 1996-97 | 1-0-0 | 1-0-0 | 2-0-0 | 9-4 |
| 1970-71 | 2-1-0 | 0-3-0 | 2-4-0 | 18-26 | 1997-98 | 0-0-1 | 1-0-0 | 1-0-1 | 5-4 |
| 1971-72 | 3-0-0 | 1-1-1 | 4-1-1 | 29-19 | 1998-99 | 0-1-0 | 1-0-0 | 1-1-0 | 5-4 |
| 1972-73 | 3-0-0 | 1-2-0 | 4-2-0 | 17-14 | 1999-00 | 0-1-0 | 0-1-0 | 0-2-0 | 7-10 |
| 1973-74 | 1-2-0 | 0-2-0 | 1-4-0 | 6-14 | 2000-01 | 0-0-1 | 0-0-0 | 0-0-1 | 2-2 |
| 1974-75 | 0-1-2 | 1-2-0 | 1-3-2 | 8-15 | 2001-02 | 0-1-0 | 0-1-0 | 0-2-0 | 7-9 |
| 1975-76 | 3-0-0 | 2-1-0 | 5-1-0 | 29-16 | 2002-03 | 0-1-0 | 0-0-1 | 0-1-1 | 5-8 |
| 1976-77 | 1-2-0 | 1-1-1 | 2-3-1 | 20-23 | 2003-04 | 0-1-0 | 0-0-0 | 0-1-0 | 0-3 |
| 1977-78 | 0-1-2 | 0-2-1 | 0-3-3 | 15-21 | 2004-05 | No Season | | | |
| 1978-79 | 2-2-0 | 2-1-1 | 4-3-1 | 24-22 | 2005-06 | Did Not Play | | | |
| 1979-80 | 1-1-0 | 0-0-2 | 1-1-2 | 13-12 | 2006-07 | 0-0-0 | 1-0-0 | 1-0-0 | 4-3 |
| 1980-81 | 2-0-0 | 0-0-2 | 2-0-2 | 18-16 | 2007-08 | 1-0-0 | 0-0-0 | 1-0-0 | 4-2 |
| 1981-82 | 1-0-1 | 0-1-0 | 1-1-1 | 15-16 | 2008-09 | 1-0-0 | 0-0-0 | 1-0-0 | 4-1 |
| 1982-83 | 1-0-0 | 1-1-0 | 2-1-0 | 15-14 | 2009-10 | 0-0-0 | 0-1-0 | 0-1-0 | 2-5 |
| 1983-84 | 1-1-0 | 0-1-0 | 1-2-0 | 15-16 | 2010-11 | 1-0-0 | 0-0-0 | 1-0-0 | 2-1 |
| 1984-85 | 0-1-0 | 0-2-0 | 0-3-0 | 6-15 | 2011-12 | 0-0-0 | 1-0-0 | 1-0-0 | 2-2 |
| 1985-86 | 2-0-0 | 0-1-0 | 2-1-0 | 16-12 | 2012-13 | Did Not Play | | | |
| 1986-87 | 1-0-0 | 0-2-0 | 1-2-0 | 9-16 | 2013-14 | 0-1-0 | 1-0-0 | 1-1-0 | 6-4 |
| 1987-88 | 0-0-2 | 1-0-0 | 1-0-2 | 15-13 | 2014-15 | 1-0-0 | 1-0-0 | 2-0-0 | 4-0 |
| 1988-89 | 1-0-0 | 0-2-0 | 1-2-0 | 9-14 | 2015-16 | 0-0-1 | 0-1-0 | 0-1-1 | 5-7 |
| 1989-90 | 1-1-0 | 0-1-0 | 1-2-0 | 13-22 | 2016-17 | 0-0-1 | 0-0-1 | 0-0-2 | 2-4 |
| 1990-91 | 1-0-0 | 0-2-0 | 1-2-0 | 6-12 | 2017-18 | 1-0-0 | 1-0-0 | 2-0-0 | 6-2 |
| 1991-92 | 0-2-0 | 0-1-0 | 0-3-0 | 8-14 | TOTALS | 43-26-12 | 22-45-10 | 65-71-22 | 489-529 |
| 1992-93 | 1-0-0 | 0-1-0 | 1-1-0 | 7-8 | | | | | |
| 1993-94 | 1-0-0 | 0-1-0 | 1-1-0 | 7-10 | | | | | |

LOS ANGELES KINGS vs. PITTSBURGH PENGUINS 2017-2018 REGULAR SEASON

at LOS ANGELES KINGS

| Date | Score | W Goal |
|------------|---------------|---------------|
| 18 Jan '18 | PIT 3 @ LAK 1 | Evgeni Malkin |

at PITTSBURGH PENGUINS

| Date | Score | W Goal |
|------------|---------------|-------------|
| 15 Feb '18 | LAK 1 @ PIT 3 | Kris Letang |

Individual Scoring

| Player | KINGS | | | | | | | | |
|------------------|-------|---|---|---|-----|-----|----|----|--|
| | GP | G | A | P | +/- | PIM | PP | SH | |
| Adrian Kempe | 2 | 1 | 1 | 2 | 1 | 0 | 0 | 0 | |
| Dion Phaneuf | 1 | 1 | 0 | 1 | -1 | 0 | 1 | 0 | |
| Anze Kopitar | 2 | 0 | 1 | 1 | 0 | 4 | 0 | 0 | |
| Alec Martinez | 2 | 0 | 1 | 1 | -1 | 4 | 0 | 0 | |
| Jake Muzzin | 2 | 0 | 1 | 1 | -1 | 0 | 0 | 0 | |
| Michael Amadio | 2 | 0 | 0 | 0 | -1 | 0 | 0 | 0 | |
| Jonny Brodzinski | 2 | 0 | 0 | 0 | 0 | 0 | 0 | 0 | |
| Dustin Brown | 2 | 0 | 0 | 0 | -1 | 17 | 0 | 0 | |
| Kyle Clifford | 2 | 0 | 0 | 0 | 0 | 0 | 0 | 0 | |
| Drew Doughty | 2 | 0 | 0 | 0 | -2 | 0 | 0 | 0 | |
| Christian Folin | 2 | 0 | 0 | 0 | 0 | 2 | 0 | 0 | |
| Derek Forbort | 2 | 0 | 0 | 0 | -1 | 0 | 0 | 0 | |
| Alex Iafallo | 2 | 0 | 0 | 0 | -1 | 0 | 0 | 0 | |
| Tanner Pearson | 2 | 0 | 0 | 0 | -2 | 0 | 0 | 0 | |
| Tyler Toffoli | 2 | 0 | 0 | 0 | -1 | 2 | 0 | 0 | |
| Andy Andreoff | 1 | 0 | 0 | 0 | -1 | 0 | 0 | 0 | |
| Marian Gaborik | 1 | 0 | 0 | 0 | 0 | 2 | 0 | 0 | |
| Kevin Gravel | 1 | 0 | 0 | 0 | 0 | 0 | 0 | 0 | |
| Trevor Lewis | 1 | 0 | 0 | 0 | -2 | 0 | 0 | 0 | |
| Torrey Mitchell | 1 | 0 | 0 | 0 | -1 | 0 | 0 | 0 | |
| Nick Shore | 1 | 0 | 0 | 0 | -1 | 0 | 0 | 0 | |
| Nate Thompson | 1 | 0 | 0 | 0 | 0 | 0 | 0 | 0 | |

Power Play: 1-5 20.0% / Penalty Killing: 7-9 77.8%

| Player | PENGUINS | | | | | | | | |
|--------------------|----------|---|---|---|-----|-----|----|----|--|
| | GP | G | A | P | +/- | PIM | PP | SH | |
| Evgeni Malkin | 2 | 2 | 1 | 3 | 4 | 4 | 0 | 0 | |
| Patric Hornqvist | 1 | 2 | 0 | 2 | 2 | 0 | 1 | 0 | |
| Sidney Crosby | 2 | 0 | 2 | 2 | 0 | 0 | 0 | 0 | |
| Olli Maatta | 2 | 0 | 2 | 2 | 3 | 0 | 0 | 0 | |
| Kris Letang | 2 | 1 | 0 | 1 | 1 | 0 | 1 | 0 | |
| Ryan Reaves | 2 | 1 | 0 | 1 | 1 | 2 | 0 | 0 | |
| Carl Hagelin | 2 | 0 | 1 | 1 | 2 | 0 | 0 | 0 | |
| Justin Schultz | 2 | 0 | 1 | 1 | 2 | 0 | 0 | 0 | |
| Conor Sheary | 2 | 0 | 1 | 1 | -1 | 0 | 0 | 0 | |
| Bryan Rust | 1 | 0 | 1 | 1 | 1 | 0 | 0 | 0 | |
| Brian Dumoulin | 2 | 0 | 0 | 0 | 0 | 2 | 0 | 0 | |
| Jake Guentzel | 2 | 0 | 0 | 0 | 0 | 0 | 0 | 0 | |
| Phil Kessel | 2 | 0 | 0 | 0 | 0 | 0 | 0 | 0 | |
| Jamie Oleksiak | 2 | 0 | 0 | 0 | 0 | 2 | 0 | 0 | |
| Riley Sheahan | 2 | 0 | 0 | 0 | 0 | 0 | 0 | 0 | |
| Dominik Simon | 2 | 0 | 0 | 0 | 0 | 0 | 0 | 0 | |
| Zach Aston-Reese | 1 | 0 | 0 | 0 | 0 | 0 | 0 | 0 | |
| Ian Cole | 1 | 0 | 0 | 0 | 0 | 2 | 0 | 0 | |
| Jean-Sebastien Dea | 1 | 0 | 0 | 0 | 0 | 0 | 0 | 0 | |
| Matt Hunwick | 1 | 0 | 0 | 0 | 0 | 0 | 0 | 0 | |
| Tom Kuhnhackl | 1 | 0 | 0 | 0 | 0 | 0 | 0 | 0 | |
| Carter Rowney | 1 | 0 | 0 | 0 | 0 | 0 | 0 | 0 | |

Power Play: 2-9 22.2% / Penalty Killing: 4-5 80.0%

Goaltending

| Goalie | KINGS | | | | | | | |
|----------------|-------|-----|-------|----|----|----|------|------|
| | GP | Min | WLOT | GA | SA | SV | GAA | SV% |
| Jonathan Quick | 2 | 118 | 0-2-0 | 5 | 69 | 64 | 2.54 | .928 |

| Goalie | PENGUINS | | | | | | | |
|---------------|----------|-----|-------|----|----|----|------|------|
| | GP | Min | WLOT | GA | SA | SV | GAA | SV% |
| Matt Murray | 1 | 60 | 1-0-0 | 1 | 35 | 34 | 1.00 | .971 |
| Casey DeSmith | 1 | 60 | 1-0-0 | 1 | 29 | 28 | 1.00 | .966 |

Goals by Period

| | KINGS | | | | |
|-------|-------|-----|-----|----|-------|
| | 1st | 2nd | 3rd | OT | Total |
| Goals | 0 | 2 | 0 | 0 | 2 |

| | PENGUINS | | | | |
|-------|----------|-----|-----|----|-------|
| | 1st | 2nd | 3rd | OT | Total |
| Goals | 1 | 1 | 4 | 0 | 6 |

Shots by Period

| | KINGS | | | | |
|-------|-------|-----|-----|----|-------|
| | 1st | 2nd | 3rd | OT | Total |
| Shots | 25 | 21 | 18 | 0 | 64 |

| | PENGUINS | | | | |
|-------|----------|-----|-----|----|-------|
| | 1st | 2nd | 3rd | OT | Total |
| Shots | 15 | 26 | 29 | 0 | 70 |

* - Overtime ** - Shootout



MINNESOTA WILD

WEBSITE: minnesotawild.com

Wild vs. Penguins

All-time scorer vs. Pittsburgh: Mikko Koivu (17gp, 4-5-9)

All-time Pittsburgh scorer vs. Minnesota: Sidney Crosby (15gp, 5-14-19)

Longest Minnesota win streak vs. Pittsburgh: 4, Nov. 18, 2008-Jan. 8, 2011

Longest Pittsburgh win streak vs. Minnesota: 4, Nov. 4, 2014-Dec. 26, 2015

Longest Minnesota undefeated streak vs. Pittsburgh: 5, Dec. 14, 2001-Dec. 8, 2005 (4-0-1)

Longest Pittsburgh undefeated streak vs. Minnesota: 4, Nov. 4, 2014-Dec. 26, 2015 (4-0-0)

Last Minnesota win at home: Oct. 28, 2017 (2-1) (0-0-0 since last win)

Last Pittsburgh win at home: Jan. 25, 2018 (6-3) (0-0-0 since last win)

Last Minnesota win at Pittsburgh: Nov. 11, 2016 (4-2) (0-1-0 since last win)

Last Pittsburgh win at Minnesota: Dec. 26, 2015 (3-1) (0-2-0 since last win)

Most goals by Minnesota vs. Pittsburgh: 6, Nov. 25, 2016 (M, 6-2); Nov. 19, 2003 (M, 6-2)

Most goals by Pittsburgh vs. Minnesota: 7, Jan. 13, 2015 (P, 7-2)

Most goals by both teams: 9, Jan. 25, 2018 (P, 6-3); Jan. 13, 2015 (P, 7-2)

Last Minnesota shutout vs. Pittsburgh: Apr. 5, 2014 (4-0) – Ilya Bryzgalov

Last Pittsburgh shutout vs. Minnesota: None

Last Minnesota hat trick vs. Pittsburgh: None

Last Pittsburgh hat trick vs. Minnesota: None

Last Pittsburgh trade with Minnesota: Feb. 27, 2007 – 2007 third-round draft pick to Pittsburgh in exchange for Dominic Moore

Pittsburgh's Overtime/Shootout Record vs. Minnesota: 0-0-2

Year By Year

| YEAR | PIT | ROAD | TOTAL | GF/GA |
|---------------|--------------|--------------|---------------|--------------|
| 2000-01 | 1-0-0 | 0-1-0 | 1-1-0 | 4-5 |
| 2001-02 | 0-1-0 | 0-0-0 | 0-1-0 | 2-5 |
| 2002-03 | 0-0-0 | 0-0-1 | 0-0-1 | 1-1 |
| 2003-04 | 0-1-0 | 0-1-0 | 0-2-0 | 4-10 |
| 2004-05 | No Season | | | |
| 2005-06 | 0-1-0 | 0-0-0 | 0-1-0 | 0-5 |
| 2006-07 | Did Not Play | | | |
| 2007-08 | 0-0-0 | 1-0-0 | 1-0-0 | 4-2 |
| 2008-09 | 0-0-1 | 0-0-0 | 0-0-1 | 1-1 |
| 2009-10 | 0-1-0 | 0-1-0 | 0-2-0 | 4-6 |
| 2010-11 | 0-1-0 | 0-0-0 | 0-1-0 | 0-4 |
| 2011-12 | 0-0-0 | 1-0-0 | 1-0-0 | 4-2 |
| 2012-13 | Did Not Play | | | |
| 2013-14 | 1-0-0 | 0-1-0 | 1-1-0 | 5-6 |
| 2014-15 | 1-0-0 | 1-0-0 | 2-0-0 | 11-3 |
| 2015-16 | 1-0-0 | 1-0-0 | 2-0-0 | 7-4 |
| 2016-17 | 0-1-0 | 0-1-0 | 0-2-0 | 4-10 |
| 2017-18 | 1-0-0 | 0-1-0 | 1-1-0 | 7-5 |
| TOTALS | 5-6-1 | 4-6-1 | 9-12-2 | 58-69 |

MINNESOTA WILD vs. PITTSBURGH PENGUINS 2017-2018 REGULAR SEASON

at MINNESOTA WILD

| Date | Score | W Goal |
|------------|---------------|-------------|
| 28 Oct '17 | PIT 1 @ MIN 2 | Mikko Koivu |

at PITTSBURGH PENGUINS

| Date | Score | W Goal |
|------------|---------------|----------------|
| 25 Jan '18 | MIN 3 @ PIT 6 | Brian Dumoulin |

Individual Scoring

| WILD | | | | | | | | | | PENGUINS | | | | | | | | | |
|------------------|----|---|---|---|-----|-----|----|----|--|--------------------|----|---|---|---|-----|-----|----|----|--|
| Player | GP | G | A | P | +/- | PIM | PP | SH | | Player | GP | G | A | P | +/- | PIM | PP | SH | |
| Eric Staal | 2 | 1 | 1 | 2 | -1 | 2 | 0 | 0 | | Evgeni Malkin | 2 | 3 | 1 | 4 | 0 | 2 | 3 | 0 | |
| Marcus Foligno | 2 | 0 | 2 | 2 | 2 | 0 | 0 | 0 | | Phil Kessel | 2 | 0 | 4 | 4 | 1 | 0 | 0 | 0 | |
| Jonas Brodin | 2 | 1 | 0 | 1 | -1 | 0 | 0 | 0 | | Sidney Crosby | 2 | 0 | 3 | 3 | 1 | 0 | 0 | 0 | |
| Mikael Granlund | 2 | 1 | 0 | 1 | 1 | 0 | 1 | 0 | | Dominik Simon | 1 | 2 | 0 | 2 | 0 | 2 | 0 | 0 | |
| Mikko Koivu | 2 | 1 | 0 | 1 | 1 | 2 | 0 | 0 | | Carl Hagelin | 2 | 1 | 1 | 2 | 2 | 2 | 0 | 0 | |
| Daniel Winnik | 2 | 1 | 0 | 1 | 1 | 0 | 0 | 0 | | Brian Dumoulin | 2 | 1 | 0 | 1 | 0 | 0 | 0 | 0 | |
| Matt Cullen | 2 | 0 | 1 | 1 | 1 | 0 | 0 | 0 | | Ian Cole | 2 | 0 | 1 | 1 | 1 | 2 | 0 | 0 | |
| Jared Spurgeon | 2 | 0 | 1 | 1 | -1 | 0 | 0 | 0 | | Kris Letang | 2 | 0 | 1 | 1 | 0 | 2 | 0 | 0 | |
| Ryan Suter | 2 | 0 | 1 | 1 | 0 | 0 | 0 | 0 | | Justin Schultz | 1 | 0 | 1 | 1 | 0 | 0 | 0 | 0 | |
| Jason Zucker | 2 | 0 | 1 | 1 | 0 | 2 | 0 | 0 | | Jake Guentzel | 2 | 0 | 0 | 0 | -1 | 0 | 0 | 0 | |
| Nate Prosser | 1 | 0 | 1 | 1 | 0 | 0 | 0 | 0 | | Patric Hornqvist | 2 | 0 | 0 | 0 | -1 | 2 | 0 | 0 | |
| Kyle Quincey | 1 | 0 | 1 | 1 | 2 | 0 | 0 | 0 | | Tom Kuhnhackl | 2 | 0 | 0 | 0 | -1 | 0 | 0 | 0 | |
| Mike Reilly | 1 | 0 | 1 | 1 | 1 | 2 | 0 | 0 | | Olli Maatta | 2 | 0 | 0 | 0 | -1 | 2 | 0 | 0 | |
| Matt Dumba | 2 | 0 | 0 | 0 | -2 | 2 | 0 | 0 | | Bryan Rust | 2 | 0 | 0 | 0 | 0 | 2 | 0 | 0 | |
| Tyler Ennis | 2 | 0 | 0 | 0 | 0 | 0 | 0 | 0 | | Riley Sheahan | 2 | 0 | 0 | 0 | 0 | 0 | 0 | 0 | |
| Joel Eriksson Ek | 2 | 0 | 0 | 0 | -1 | 0 | 0 | 0 | | Conor Sheary | 2 | 0 | 0 | 0 | 1 | 0 | 0 | 0 | |
| Charlie Coyle | 1 | 0 | 0 | 0 | -1 | 0 | 0 | 0 | | Jean-Sebastien Dea | 1 | 0 | 0 | 0 | 0 | 2 | 0 | 0 | |
| Luke Kunin | 1 | 0 | 0 | 0 | 0 | 0 | 0 | 0 | | Greg McKegg | 1 | 0 | 0 | 0 | -1 | 0 | 0 | 0 | |
| Zack Mitchell | 1 | 0 | 0 | 0 | 1 | 0 | 0 | 0 | | Jamie Oleksiak | 1 | 0 | 0 | 0 | 1 | 0 | 0 | 0 | |
| Gustav Olofsson | 1 | 0 | 0 | 0 | 1 | 0 | 0 | 0 | | Ryan Reaves | 1 | 0 | 0 | 0 | -1 | 0 | 0 | 0 | |
| Zach Parise | 1 | 0 | 0 | 0 | -3 | 0 | 0 | 0 | | Chad Ruhwedel | 1 | 0 | 0 | 0 | -1 | 0 | 0 | 0 | |
| Kyle Rau | 1 | 0 | 0 | 0 | -1 | 0 | 0 | 0 | | Zach Trotman | 1 | 0 | 0 | 0 | 0 | 0 | 0 | 0 | |
| Chris Stewart | 1 | 0 | 0 | 0 | 0 | 0 | 0 | 0 | | | | | | | | | | | |

Power Play: 1-9 11.1% / Penalty Killing: 2-5 40.0%

Power Play: 3-5 60.0% / Penalty Killing: 8-9 88.9%

Goaltending

| WILD | | | | | | | | | PENGUINS | | | | | | | | |
|--------------|----|-----|-------|----|----|----|------|------|---------------|----|-----|-------|----|----|----|------|------|
| Goalie | GP | Min | WLOT | GA | SA | SV | GAA | SV% | Goalie | GP | Min | WLOT | GA | SA | SV | GAA | SV% |
| Devan Dubnyk | 2 | 91 | 1-1-0 | 5 | 51 | 46 | 3.30 | .902 | Casey DeSmith | 1 | 60 | 1-0-0 | 3 | 26 | 23 | 3.01 | .885 |
| Alex Stalock | 1 | 29 | 0-0-0 | 2 | 18 | 16 | 4.13 | .889 | Matt Murray | 1 | 59 | 0-1-0 | 2 | 29 | 27 | 2.03 | .931 |

Goals by Period

| WILD | | | | | | PENGUINS | | | | | |
|-------|-----|-----|-----|----|-------|----------|-----|-----|-----|----|-------|
| | 1st | 2nd | 3rd | OT | Total | | 1st | 2nd | 3rd | OT | Total |
| Goals | 1 | 0 | 4 | 0 | 5 | Goals | 3 | 2 | 2 | 0 | 7 |

Shots by Period

| WILD | | | | | | PENGUINS | | | | | |
|-------|-----|-----|-----|----|-------|----------|-----|-----|-----|----|-------|
| | 1st | 2nd | 3rd | OT | Total | | 1st | 2nd | 3rd | OT | Total |
| Shots | 19 | 13 | 23 | 0 | 55 | Shots | 29 | 17 | 23 | 0 | 69 |

* - Overtime ** - Shootout



MONTREAL CANADIENS

WEBSITE: montrealcanadiens.com

Canadiens vs. Penguins

All-time scorer vs. Pittsburgh: Guy Lafleur (61gp, 44-53-97)

All-time Pittsburgh scorer vs. Montreal: Mario Lemieux (41gp, 26-41-67)

Longest Montreal win streak vs. Pittsburgh: 10, Apr. 2, 1975-Dec. 4, 1976

Longest Pittsburgh win streak vs. Montreal: 5, Dec. 31, 2016-Present; Feb. 19, 2009-Dec. 10, 2009

Longest Montreal undefeated streak vs. Pittsburgh: 18, Jan. 13, 1972-Jan. 26, 1975 (15-0-3)

Longest Pittsburgh undefeated streak vs. Montreal: 7, Oct. 20, 2011-April 17, 2013 (6-0-1)

Last Montreal win at home: Oct. 18, 2016 (4-0) [0-2-0 since last win]

Last Pittsburgh win at home: Mar. 31, 2018 (5-2) [0-0-0 since last win]

Last Montreal win at Pittsburgh: Oct. 13, 2015 (3-2) [0-2-2 since last win]

Last Pittsburgh win at Montreal: Mar. 15, 2018 (5-3) [0-0-0 since last win]

Most goals by Montreal vs. Pittsburgh: 12, Feb. 22, 1979 (M, 12-0)

Most goals by Pittsburgh vs. Montreal: 7, Mar. 2, 2013 (P, 7-6); Dec. 7, 1995 (P, 7-5); Jan. 15, 1983 (M, 8-7)

Most goals by both teams: 15, Jan. 15, 1983 (M, 8-7)

Last Montreal shutout vs. Pittsburgh: Oct. 18, 2016 (4-0) – Al Montoya

Last Pittsburgh shutout vs. Montreal: Nov. 18, 2014 (4-0) – Marc-Andre Fleury

Last Montreal hat trick vs. Pittsburgh: Dec. 27, 2008 – Andrei Kostitsyn

Last Pittsburgh hat trick vs. Montreal: Oct. 28, 2009 – Sidney Crosby

Last Pittsburgh trade with Montreal: June 27, 2009 – 2010 sixth-round pick to Pittsburgh in exchange for 2009 seventh-round draft pick

Pittsburgh's Overtime/Shootout Record vs. Montreal: 13-4-17

Year By Year

| YEAR | PIT | ROAD | TOTAL | GF/GA | YEAR | PIT | ROAD | TOTAL | GF/GA |
|---------|-------|-------|-------|-------|---------------|-----------------|-----------------|------------------|----------------|
| 1967-68 | 0-2-0 | 0-2-0 | 0-4-0 | 11-16 | 1994-95 | 2-0-0 | 0-2-0 | 2-2-0 | 13-13 |
| 1968-69 | 0-2-1 | 1-2-0 | 1-4-1 | 16-21 | 1995-96 | 1-2-0 | 0-2-0 | 1-4-0 | 17-23 |
| 1969-70 | 2-1-0 | 0-3-0 | 2-4-0 | 15-19 | 1996-97 | 0-0-3 | 2-1-0 | 2-1-3 | 23-20 |
| 1970-71 | 1-1-1 | 0-2-1 | 1-3-2 | 13-20 | 1997-98 | 1-2-0 | 2-0-1 | 3-2-1 | 14-10 |
| 1971-72 | 1-1-1 | 0-3-0 | 1-4-1 | 16-25 | 1998-99 | 1-0-1 | 2-0-0 | 3-0-1 | 16-12 |
| 1972-73 | 0-2-0 | 0-3-0 | 0-5-0 | 12-29 | 1999-00 | 1-1-0 | 0-2-0 | 1-3-0 | 8-16 |
| 1973-74 | 0-3-0 | 0-1-1 | 0-4-1 | 10-21 | 2000-01 | 1-1-0 | 0-1-1 | 1-2-1 | 12-13 |
| 1974-75 | 1-1-1 | 0-3-0 | 1-4-1 | 15-28 | 2001-02 | 0-2-0 | 0-1-1 | 0-3-1 | 2-9 |
| 1975-76 | 0-3-0 | 0-3-0 | 0-6-0 | 19-35 | 2002-03 | 1-0-1 | 0-0-2 | 1-0-3 | 12-13 |
| 1976-77 | 0-1-2 | 0-3-0 | 0-4-2 | 11-34 | 2003-04 | 0-2-0 | 0-2-0 | 0-4-0 | 5-20 |
| 1977-78 | 1-2-0 | 0-3-0 | 1-5-0 | 19-35 | 2004-05 | No Season | | | |
| 1978-79 | 2-2-0 | 0-3-1 | 2-5-1 | 19-38 | 2005-06 | 1-1-0 | 2-0-0 | 3-1-0 | 18-16 |
| 1979-80 | 1-0-1 | 0-2-0 | 1-2-1 | 14-22 | 2006-07 | 2-0-0 | 0-1-1 | 2-1-1 | 16-17 |
| 1980-81 | 1-1-0 | 1-1-0 | 2-2-0 | 10-11 | 2007-08 | 0-1-1 | 2-0-0 | 2-1-1 | 12-10 |
| 1981-82 | 1-0-0 | 0-2-0 | 1-2-0 | 9-14 | 2008-09 | 1-1-0 | 1-1-0 | 2-2-0 | 12-12 |
| 1982-83 | 1-1-0 | 0-1-0 | 1-2-0 | 11-15 | 2009-10 | 2-0-0 | 1-1-0 | 3-1-0 | 15-9 |
| 1983-84 | 0-0-1 | 0-2-0 | 0-2-1 | 6-11 | 2010-11 | 0-2-0 | 1-0-1 | 1-2-1 | 8-9 |
| 1984-85 | 1-1-0 | 0-1-0 | 1-2-0 | 11-13 | 2011-12 | 2-0-0 | 1-0-1 | 3-0-1 | 13-10 |
| 1985-86 | 0-1-0 | 0-1-1 | 0-2-1 | 10-13 | 2012-13 | 2-0-0 | 1-0-0 | 3-0-0 | 14-10 |
| 1986-87 | 1-1-0 | 0-0-1 | 1-1-1 | 11-11 | 2013-14 | 1-0-1 | 0-1-0 | 1-1-1 | 12-9 |
| 1987-88 | 1-0-0 | 1-1-0 | 2-1-0 | 11-8 | 2014-15 | 0-1-0 | 2-0-0 | 2-1-0 | 7-5 |
| 1988-89 | 0-2-0 | 1-0-0 | 1-2-0 | 8-16 | 2015-16 | 1-1-0 | 1-0-0 | 2-1-0 | 8-7 |
| 1989-90 | 1-0-0 | 0-2-0 | 1-2-0 | 4-17 | 2016-17 | 1-0-0 | 1-1-0 | 2-1-0 | 8-8 |
| 1990-91 | 0-1-1 | 0-1-0 | 0-2-1 | 11-15 | 2017-18 | 2-0-0 | 1-0-0 | 3-0-0 | 15-8 |
| 1991-92 | 1-0-0 | 0-2-0 | 1-2-0 | 8-9 | TOTALS | 43-47-16 | 24-65-15 | 67-112-31 | 599-803 |
| 1992-93 | 2-0-0 | 0-0-1 | 2-0-1 | 12-8 | | | | | |
| 1993-94 | 1-1-0 | 0-2-1 | 1-3-1 | 7-20 | | | | | |

MONTRÉAL CANADIENS vs. PITTSBURGH PENGUINS 2017-2018 REGULAR SEASON

at MONTRÉAL CANADIENS

| Date | Score | W Goal |
|------------|---------------|------------------|
| 15 Mar '18 | PIT 5 @ MTL 3 | Patric Hornqvist |

at PITTSBURGH PENGUINS

| Date | Score | W Goal |
|------------|---------------|-----------------|
| 31 Mar '18 | MTL 2 @ PIT 5 | Carl Hagelin |
| 21 Mar '18 | MTL 3 @ PIT 5 | Derick Brassard |

Individual Scoring

CANADIENS

| Player | GP | G | A | P | +/- | PIM | PP | SH |
|---------------------|----|---|---|---|-----|-----|----|----|
| Brendan Gallagher | 3 | 0 | 4 | 4 | -2 | 4 | 0 | 0 |
| Jonathan Drouin | 3 | 2 | 1 | 3 | -3 | 2 | 1 | 0 |
| Paul Byron | 3 | 1 | 2 | 3 | -4 | 0 | 1 | 0 |
| Alex Galchenyuk | 3 | 0 | 3 | 3 | 0 | 2 | 0 | 0 |
| Jeff Petry | 3 | 1 | 1 | 2 | -3 | 2 | 0 | 0 |
| Jacob de la Rose | 3 | 1 | 0 | 1 | 2 | 0 | 0 | 0 |
| Nicolas Deslauriers | 3 | 1 | 0 | 1 | 0 | 0 | 0 | 0 |
| Artturi Lehkonen | 3 | 1 | 0 | 1 | 1 | 2 | 0 | 0 |
| Nikita Scherbak | 3 | 1 | 0 | 1 | 0 | 0 | 0 | 1 |
| Jordie Benn | 3 | 0 | 1 | 1 | 3 | 2 | 0 | 0 |
| Daniel Carr | 3 | 0 | 1 | 1 | -1 | 2 | 0 | 0 |
| Charles Hudon | 3 | 0 | 1 | 1 | -1 | 0 | 0 | 0 |
| Brett Lernout | 3 | 0 | 1 | 1 | 1 | 0 | 0 | 0 |
| Karl Alzner | 3 | 0 | 0 | 0 | -1 | 2 | 0 | 0 |
| Noah Juulsen | 3 | 0 | 0 | 0 | -1 | 0 | 0 | 0 |
| Logan Shaw | 3 | 0 | 0 | 0 | -2 | 0 | 0 | 0 |
| Michael McCarron | 2 | 0 | 0 | 0 | 0 | 7 | 0 | 0 |
| Mike Reilly | 2 | 0 | 0 | 0 | -3 | 0 | 0 | 0 |
| Byron Froese | 1 | 0 | 0 | 0 | -1 | 0 | 0 | 0 |
| David Schlemko | 1 | 0 | 0 | 0 | -2 | 0 | 0 | 0 |

Power Play: 2-5 40.0% / Penalty Killing: 4-10 40.0%

PENGUINS

| Player | GP | G | A | P | +/- | PIM | PP | SH |
|------------------|----|---|---|---|-----|-----|----|----|
| Evgeni Malkin | 3 | 2 | 4 | 6 | 2 | 0 | 1 | 0 |
| Patric Hornqvist | 3 | 4 | 1 | 5 | 1 | 0 | 2 | 0 |
| Phil Kessel | 3 | 2 | 3 | 5 | 0 | 0 | 1 | 0 |
| Sidney Crosby | 3 | 1 | 3 | 4 | 0 | 2 | 0 | 0 |
| Jake Guentzel | 3 | 1 | 2 | 3 | 1 | 4 | 0 | 0 |
| Carl Hagelin | 3 | 1 | 2 | 3 | 1 | 0 | 0 | 0 |
| Bryan Rust | 3 | 1 | 2 | 3 | 3 | 0 | 0 | 0 |
| Kris Letang | 3 | 0 | 3 | 3 | 0 | 0 | 0 | 0 |
| Riley Sheahan | 3 | 1 | 1 | 2 | 0 | 0 | 1 | 0 |
| Derick Brassard | 2 | 1 | 1 | 2 | 0 | 0 | 1 | 0 |
| Olli Maatta | 3 | 0 | 2 | 2 | 0 | 2 | 0 | 0 |
| Conor Sheary | 3 | 1 | 0 | 1 | 0 | 0 | 0 | 0 |
| Brian Dumoulin | 3 | 0 | 1 | 1 | 0 | 0 | 0 | 0 |
| Jamie Oleksiak | 3 | 0 | 1 | 1 | 3 | 7 | 0 | 0 |
| Justin Schultz | 3 | 0 | 1 | 1 | 2 | 0 | 0 | 0 |
| Matt Hunwick | 1 | 0 | 1 | 1 | 2 | 0 | 0 | 0 |
| Tom Kuhnhackl | 3 | 0 | 0 | 0 | 0 | 0 | 0 | 0 |
| Josh Jooris | 2 | 0 | 0 | 0 | 0 | 0 | 0 | 0 |
| Chad Ruhwedel | 2 | 0 | 0 | 0 | 0 | 0 | 0 | 0 |
| Zach Aston-Reese | 1 | 0 | 0 | 0 | 0 | 0 | 0 | 0 |
| Carter Rowney | 1 | 0 | 0 | 0 | 0 | 0 | 0 | 0 |

Power Play: 6-10 60.0% / Penalty Killing: 3-5 60.0%

Goaltending

CANADIENS

| Goalie | GP | Min | WLOT | GA | SA | SV | GAA | SV% |
|-------------|----|-----|-------|----|----|----|------|------|
| Antti Niemi | 2 | 118 | 0-2-0 | 9 | 71 | 62 | 4.57 | .873 |
| Carey Price | 1 | 60 | 0-1-0 | 5 | 39 | 34 | 5.00 | .872 |

PENGUINS

| Goalie | GP | Min | WLOT | GA | SA | SV | GAA | SV% |
|---------------|----|-----|-------|----|----|----|------|------|
| Matt Murray | 1 | 60 | 1-0-0 | 2 | 26 | 24 | 2.00 | .923 |
| Casey DeSmith | 1 | 60 | 1-0-0 | 3 | 30 | 27 | 3.00 | .900 |
| Tristan Jarry | 1 | 60 | 1-0-0 | 3 | 20 | 17 | 3.00 | .850 |

Goals by Period

CANADIENS

| | 1st | 2nd | 3rd | OT | Total |
|-------|-----|-----|-----|----|-------|
| Goals | 5 | 3 | 0 | 0 | 8 |

PENGUINS

| | 1st | 2nd | 3rd | OT | Total |
|-------|-----|-----|-----|----|-------|
| Goals | 7 | 2 | 6 | 0 | 15 |

Shots by Period

CANADIENS

| | 1st | 2nd | 3rd | OT | Total |
|-------|-----|-----|-----|----|-------|
| Shots | 29 | 20 | 27 | 0 | 76 |

PENGUINS

| | 1st | 2nd | 3rd | OT | Total |
|-------|-----|-----|-----|----|-------|
| Shots | 43 | 37 | 31 | 0 | 111 |

* - Overtime ** - Shootout



NASHVILLE PREDATORS

WEBSITE: nashvillepredators.com

Predators vs. Penguins

All-time scorer vs. Pittsburgh: Scott Walker (12gp, 3-10-13)

All-time Pittsburgh scorer vs. Nashville: Sidney Crosby (15gp, 4-17-21)

Longest Nashville win streak vs. Pittsburgh: 3, Jan. 1, 2004-Jan. 15, 2006

Longest Pittsburgh win streak vs. Nashville: 5, Oct. 21, 2010-Oct. 25, 2014

Longest Nashville undefeated streak vs. Pittsburgh: 6, Nov. 23, 2001-Jan. 15, 2006 (5-0-1)

Longest Pittsburgh undefeated streak vs. Nashville: 6, Feb. 14, 2010-Oct. 25, 2014 (5-0-1)

Last Nashville win at home: Nov. 11, 2017 (5-4 SO) [0-0-0 since last win]

Last Pittsburgh win at home: Oct. 7, 2017 (4-0) [0-0-0 since last win]

Last Nashville win at Pittsburgh: Feb. 1, 2015 (4-0) [0-3-0 since last win]

Last Pittsburgh win at Nashville: Oct. 24, 2015 (2-1 OT) [0-1-1 since last win]

Most goals by Nashville vs. Pittsburgh: 9, Mar. 4, 2004 (N, 9-4)

Most goals by Pittsburgh vs. Nashville: 6, Nov. 13, 1999 (P, 6-2)

Most goals by both teams: 13, Mar. 4, 2004 (N, 9-4)

Last Nashville shutout vs. Pittsburgh: Feb. 1, 2015 (4-0) – Carter Hutton

Last Pittsburgh shutout vs. Nashville: Oct. 7, 2017 (4-0) – Matt Murray

Last Nashville hat trick vs. Pittsburgh: None

Last Pittsburgh hat trick vs. Nashville: None

Last Pittsburgh trade with Nashville: June 27, 2014 – Patric Hornqvist and Nick Spaling to Pittsburgh in exchange for James Neal

Pittsburgh's Overtime/Shootout Record vs. Nashville: 3-0-4

Year By Year

| YEAR | PIT | ROAD | TOTAL | GF/GA |
|---------------|--------------|--------------|----------------|--------------|
| 1998-99 | 0-0-1 | 1-0-0 | 1-0-1 | 4-3 |
| 1999-00 | 1-0-0 | 0-1-0 | 1-1-0 | 8-6 |
| *2000-01 | 0-1-0 | 1-0-0 | 1-1-0 | 4-4 |
| 2001-02 | 0-0-0 | 0-1-0 | 0-1-0 | 0-5 |
| 2002-03 | 0-0-1 | 0-1-0 | 0-1-1 | 2-8 |
| 2003-04 | 0-1-0 | 0-1-0 | 0-2-0 | 6-12 |
| 2004-05 | No Season | | | |
| 2005-06 | 0-0-0 | 0-1-0 | 0-1-0 | 4-5 |
| 2006-07 | 1-0-0 | 0-0-0 | 1-0-0 | 4-1 |
| 2007-08 | Did Not Play | | | |
| 2008-09 | 0-0-0 | 0-1-0 | 0-1-0 | 3-5 |
| 2009-10 | 0-0-1 | 0-0-0 | 0-0-1 | 3-3 |
| 2010-11 | 0-0-0 | 1-0-0 | 1-0-0 | 4-3 |
| 2011-12 | 1-0-0 | 0-0-0 | 1-0-0 | 5-1 |
| 2012-13 | Did Not Play | | | |
| 2013-14 | 1-0-0 | 1-0-0 | 2-0-0 | 7-2 |
| 2014-15 | 0-1-0 | 1-0-0 | 1-1-0 | 3-4 |
| 2015-16 | 1-0-0 | 1-0-0 | 2-0-0 | 7-3 |
| 2016-17 | 1-0-0 | 0-1-0 | 1-1-0 | 5-7 |
| 2017-18 | 1-0-0 | 0-0-1 | 1-0-1 | 8-4 |
| TOTALS | 7-3-3 | 6-7-1 | 13-10-4 | 77-76 |

* = Games played in Japan

NASHVILLE PREDATORS vs. PITTSBURGH PENGUINS 2017-2018 REGULAR SEASON

at NASHVILLE PREDATORS

| Date | Score | W Goal |
|---------------|---------------|----------------|
| 11 Nov '17 ** | PIT 4 @ NSH 5 | Filip Forsberg |

at PITTSBURGH PENGUINS

| Date | Score | W Goal |
|------------|---------------|---------------|
| 07 Oct '17 | NSH 0 @ PIT 4 | Evgeni Malkin |

Individual Scoring

PREDATORS

| Player | GP | G | A | P | +/- | PIM | PP | SH |
|------------------|----|---|---|---|-----|-----|----|----|
| Craig Smith | 2 | 1 | 1 | 2 | 0 | 2 | 1 | 0 |
| Kyle Turris | 1 | 1 | 1 | 2 | 0 | 0 | 0 | 0 |
| Filip Forsberg | 2 | 0 | 2 | 2 | -3 | 0 | 0 | 0 |
| Calle Jarnkrok | 2 | 1 | 0 | 1 | 0 | 0 | 0 | 0 |
| P.K. Subban | 2 | 1 | 0 | 1 | -5 | 2 | 1 | 0 |
| Viktor Arvidsson | 2 | 0 | 1 | 1 | -3 | 2 | 0 | 0 |
| Ryan Johansen | 2 | 0 | 1 | 1 | -2 | 4 | 0 | 0 |
| Miikka Salomaki | 2 | 0 | 1 | 1 | 0 | 4 | 0 | 0 |
| Mattias Ekholm | 2 | 0 | 0 | 0 | -4 | 2 | 0 | 0 |
| Scott Hartnell | 2 | 0 | 0 | 0 | -1 | 16 | 0 | 0 |
| Matt Irwin | 2 | 0 | 0 | 0 | 0 | 0 | 0 | 0 |
| Roman Josi | 2 | 0 | 0 | 0 | -2 | 0 | 0 | 0 |
| Cody McLeod | 2 | 0 | 0 | 0 | 0 | 17 | 0 | 0 |
| Colton Sissons | 2 | 0 | 0 | 0 | -2 | 0 | 0 | 0 |
| Austin Watson | 2 | 0 | 0 | 0 | -2 | 5 | 0 | 0 |
| Yannick Weber | 2 | 0 | 0 | 0 | 0 | 2 | 0 | 0 |
| Pontus Aberg | 1 | 0 | 0 | 0 | -1 | 0 | 0 | 0 |
| Anthony Bitetto | 1 | 0 | 0 | 0 | 0 | 0 | 0 | 0 |
| Nick Bonino | 1 | 0 | 0 | 0 | -2 | 0 | 0 | 0 |
| Alexei Emelin | 1 | 0 | 0 | 0 | -2 | 0 | 0 | 0 |
| Kevin Fiala | 1 | 0 | 0 | 0 | -1 | 0 | 0 | 0 |

Power Play: 2-11 18.2% / Penalty Killing: 9-9 100.0%

PENGUINS

| Player | GP | G | A | P | +/- | PIM | PP | SH |
|------------------|----|---|---|---|-----|-----|----|----|
| Phil Kessel | 2 | 1 | 2 | 3 | 3 | 4 | 0 | 0 |
| Bryan Rust | 2 | 1 | 2 | 3 | 3 | 0 | 0 | 1 |
| Jake Guentzel | 2 | 2 | 0 | 2 | 2 | 4 | 0 | 0 |
| Olli Maatta | 2 | 1 | 1 | 2 | 2 | 0 | 0 | 0 |
| Evgeni Malkin | 2 | 1 | 1 | 2 | 3 | 4 | 0 | 0 |
| Sidney Crosby | 2 | 0 | 2 | 2 | 2 | 4 | 0 | 0 |
| Kris Letang | 2 | 0 | 2 | 2 | 4 | 2 | 0 | 0 |
| Brian Dumoulin | 2 | 1 | 0 | 1 | 3 | 2 | 0 | 0 |
| Ryan Reaves | 2 | 1 | 0 | 1 | 1 | 24 | 0 | 0 |
| Carl Hagelin | 2 | 0 | 1 | 1 | 2 | 0 | 0 | 0 |
| Justin Schultz | 2 | 0 | 1 | 1 | 3 | 2 | 0 | 0 |
| Conor Sheary | 2 | 0 | 1 | 1 | 0 | 2 | 0 | 0 |
| Carter Rowney | 1 | 0 | 1 | 1 | 1 | 0 | 0 | 0 |
| Ian Cole | 2 | 0 | 0 | 0 | 1 | 0 | 0 | 0 |
| Tom Kuhnhackl | 2 | 0 | 0 | 0 | 2 | 0 | 0 | 0 |
| Greg McKegg | 2 | 0 | 0 | 0 | 0 | 0 | 0 | 0 |
| Patric Hornqvist | 1 | 0 | 0 | 0 | -1 | 0 | 0 | 0 |
| Matt Hunwick | 1 | 0 | 0 | 0 | 0 | 0 | 0 | 0 |
| Chad Ruhwedel | 1 | 0 | 0 | 0 | -1 | 0 | 0 | 0 |
| Riley Sheahan | 1 | 0 | 0 | 0 | -1 | 0 | 0 | 0 |
| Scott Wilson | 1 | 0 | 0 | 0 | 0 | 0 | 0 | 0 |

Power Play: 0-9 0.0% / Penalty Killing: 9-11 81.8%

Goaltending

PREDATORS

| Goalie | GP | Min | WLOT | GA | SA | SV | GAA | SV% |
|-------------|----|-----|-------|----|----|----|------|------|
| Pekka Rinne | 1 | 65 | 1-0-0 | 4 | 30 | 26 | 3.69 | .867 |
| Juuse Saros | 1 | 60 | 0-1-0 | 4 | 34 | 30 | 4.00 | .882 |

PENGUINS

| Goalie | GP | Min | WLOT | GA | SA | SV | GAA | SV% |
|---------------|----|-----|-------|----|----|----|------|-------|
| Matt Murray | 1 | 60 | 1-0-0 | 0 | 26 | 26 | 0.00 | 1.000 |
| Tristan Jarry | 1 | 65 | 0-0-1 | 4 | 28 | 24 | 3.70 | .857 |

Goals by Period

PREDATORS

| | 1st | 2nd | 3rd | OT | Total |
|-------|-----|-----|-----|----|-------|
| Goals | 0 | 3 | 1 | 0 | 4 |

PENGUINS

| | 1st | 2nd | 3rd | OT | Total |
|-------|-----|-----|-----|----|-------|
| Goals | 3 | 2 | 3 | 0 | 8 |

Shots by Period

PREDATORS

| | 1st | 2nd | 3rd | OT | Total |
|-------|-----|-----|-----|----|-------|
| Shots | 12 | 19 | 22 | 1 | 54 |

PENGUINS

| | 1st | 2nd | 3rd | OT | Total |
|-------|-----|-----|-----|----|-------|
| Shots | 17 | 25 | 20 | 2 | 64 |

* - Overtime ** - Shootout



NEW JERSEY DEVILS

WEBSITE: newjerseydevils.com | Franchise played as Kansas City Scouts from 1974-75 to 1975-76 and Colorado Rockies from 1976-77 to 1981-82

Devils vs. Penguins

All-time scorer vs. Pittsburgh:
Patrik Elias (87gp, 24-46-70)

All-time Pittsburgh scorer vs. New Jersey: Mario Lemieux (74gp, 47-88-135)

Longest New Jersey win streak vs. Pittsburgh: 6, Oct. 24, 2009-Mar. 17, 2010

Longest Pittsburgh win streak vs. New Jersey: 5, Nov. 26, 2016-Apr. 6, 2017; Feb. 22, 1981-Mar. 21, 1982

Longest New Jersey undefeated streak vs. Pittsburgh: 7, Dec. 23, 1987-Dec. 23, 1988 (5-0-2)

Longest Pittsburgh undefeated streak vs. New Jersey: 6, Jan. 29, 2008-Nov. 29, 2008 (4-0-2); Jan. 10, 2000-Nov. 27, 2001 (5-0-1); Jan. 6, 1986-Oct. 18, 1986 (5-0-1); Feb. 22, 1981-Oct. 5, 1982 (5-0-1)

Last New Jersey win at home: Feb. 3, 2018 (3-1) (0-1-0 since last win)

Last Pittsburgh win at home: Mar. 17, 2017 (6-4) (0-1-1 since last win)

Last New Jersey win at Pittsburgh: Mar. 23, 2018 (4-3 OT) (0-0-0 since last win)

Last Pittsburgh win at New Jersey: Mar. 29, 2018 (4-3 OT) (0-0-0 since last win)

Most goals by New Jersey vs. Pittsburgh: 9, Oct. 28, 2000 (N, 9-0)

Most goals by Pittsburgh vs. New Jersey: 9, Dec. 13, 1990 (P, 9-5)

Most goals by both teams: 14, Dec. 13, 1990 (P, 9-5); Dec. 31, 1988 (P, 8-6); Oct. 26, 1986 (N, 8-6)

Last New Jersey shutout vs. Pittsburgh: Mar. 24, 2016 (3-0) – Scott Wedgewood

Last Pittsburgh shutout vs. New Jersey: Jan. 26, 2016 (2-0) – Marc-Andre Fleury

Last New Jersey hat trick vs. Pittsburgh: Apr. 5, 2006 – Patrik Elias

Last Pittsburgh hat trick vs. New Jersey: Nov. 29, 2008 – Sidney Crosby

Last Pittsburgh trade with New Jersey: June 25, 2016 – 2016 third-round draft pick to Pittsburgh in exchange for Beau Bennett

Pittsburgh's Overtime/Shootout Record vs. New Jersey: 8-9-11

Year By Year

| YEAR | PIT | ROAD | TOTAL | GF/GA | YEAR | PIT | ROAD | TOTAL | GF/GA |
|---------|-------|-------|-------|-------|---------------|----------------|-----------------|-------------------|----------------|
| 1974-75 | 1-0-1 | 1-0-1 | 2-0-2 | 19-14 | 2001-02 | 1-1-1 | 1-1-0 | 2-2-1 | 15-11 |
| 1975-76 | 2-0-0 | 0-1-1 | 2-1-1 | 18-10 | 2002-03 | 0-2-0 | 1-2-0 | 1-4-0 | 10-14 |
| 1976-77 | 1-1-0 | 1-1-0 | 2-2-0 | 11-11 | 2003-04 | 0-3-0 | 1-1-1 | 1-4-1 | 7-17 |
| 1977-78 | 1-1-0 | 1-0-1 | 2-1-1 | 14-13 | 2004-05 | No Season | | | |
| 1978-79 | 2-0-0 | 1-1-0 | 3-1-0 | 21-13 | 2005-06 | 2-1-1 | 1-3-0 | 3-4-1 | 27-30 |
| 1979-80 | 2-0-0 | 0-2-0 | 2-2-0 | 10-15 | 2006-07 | 1-2-1 | 2-2-0 | 3-4-1 | 18-20 |
| 1980-81 | 2-0-0 | 1-1-0 | 3-1-0 | 20-13 | 2007-08 | 1-3-0 | 3-0-1 | 4-3-1 | 28-17 |
| 1981-82 | 2-0-0 | 1-0-0 | 3-0-0 | 17-5 | 2008-09 | 2-0-1 | 1-1-1 | 3-1-2 | 16-12 |
| 1982-83 | 1-2-1 | 0-1-2 | 1-3-3 | 23-26 | 2009-10 | 0-3-0 | 0-3-0 | 0-6-0 | 5-22 |
| 1983-84 | 2-1-0 | 2-2-0 | 4-3-0 | 28-27 | 2010-11 | 3-0-0 | 1-1-1 | 4-1-1 | 10-8 |
| 1984-85 | 1-3-0 | 1-2-0 | 2-5-0 | 25-34 | 2011-12 | 2-1-0 | 1-2-0 | 3-3-0 | 18-16 |
| 1985-86 | 2-1-0 | 2-1-1 | 4-2-1 | 28-22 | 2012-13 | 1-1-0 | 0-2-0 | 1-3-0 | 9-10 |
| 1986-87 | 2-2-0 | 1-2-0 | 3-4-0 | 34-31 | 2013-14 | 2-0-0 | 0-2-0 | 2-2-0 | 8-8 |
| 1987-88 | 0-3-0 | 1-3-0 | 1-6-0 | 21-38 | 2014-15 | 2-0-0 | 1-2-0 | 3-2-0 | 12-9 |
| 1988-89 | 3-0-1 | 1-1-1 | 4-1-2 | 29-24 | 2015-16 | 1-1-0 | 1-1-0 | 2-2-0 | 8-8 |
| 1989-90 | 1-2-0 | 1-2-1 | 2-4-1 | 22-29 | 2016-17 | 3-0-0 | 2-0-0 | 5-0-0 | 25-14 |
| 1990-91 | 4-0-0 | 0-3-0 | 4-3-0 | 37-31 | 2017-18 | 0-1-1 | 1-1-0 | 1-2-1 | 10-13 |
| 1991-92 | 1-2-0 | 1-3-0 | 2-5-0 | 20-31 | TOTALS | 60-47-9 | 43-58-17 | 103-105-26 | 752-751 |
| 1992-93 | 3-1-0 | 3-1-1 | 6-2-1 | 33-25 | | | | | |
| 1993-94 | 1-0-1 | 0-2-0 | 1-2-1 | 10-17 | | | | | |
| 1994-95 | 1-0-0 | 0-0-2 | 1-0-2 | 11-8 | | | | | |
| 1995-96 | 1-1-0 | 1-0-1 | 2-1-1 | 11-9 | | | | | |
| 1996-97 | 0-2-0 | 1-1-0 | 1-3-0 | 12-13 | | | | | |
| 1997-98 | 1-1-0 | 1-1-0 | 2-2-0 | 8-10 | | | | | |
| 1998-99 | 0-2-0 | 1-2-0 | 1-4-0 | 13-17 | | | | | |
| 1999-00 | 1-2-0 | 1-1-0 | 2-3-0 | 14-15 | | | | | |
| 2000-01 | 1-1-0 | 2-0-1 | 3-1-1 | 17-21 | | | | | |

NEW JERSEY DEVILS vs. PITTSBURGH PENGUINS 2017-2018 REGULAR SEASON

at NEW JERSEY DEVILS

| Date | Score | W Goal |
|--------------|---------------|---------------|
| 29 Mar '18 * | PIT 4 @ NJD 3 | Sidney Crosby |
| 03 Feb '18 | PIT 1 @ NJD 3 | Blake Coleman |

at PITTSBURGH PENGUINS

| Date | Score | W Goal |
|--------------|---------------|---------------|
| 23 Mar '18 * | NJD 4 @ PIT 3 | Taylor Hall |
| 27 Feb '18 | NJD 3 @ PIT 2 | Stefan Noesen |

Individual Scoring

| Player | DEVILS | | | | | | | | |
|-----------------|--------|---|---|---|-----|-----|----|----|--|
| | GP | G | A | P | +/- | PIM | PP | SH | |
| Taylor Hall | 4 | 3 | 4 | 7 | 0 | 0 | 2 | 0 | |
| Travis Zajac | 4 | 2 | 4 | 6 | 5 | 2 | 0 | 0 | |
| Blake Coleman | 4 | 3 | 1 | 4 | 3 | 0 | 0 | 0 | |
| Damon Severson | 4 | 0 | 4 | 4 | 6 | 0 | 0 | 0 | |
| Nico Hischier | 4 | 1 | 2 | 3 | 1 | 0 | 0 | 0 | |
| Stefan Noesen | 3 | 1 | 2 | 3 | 5 | 5 | 0 | 0 | |
| Kyle Palmieri | 4 | 2 | 0 | 2 | 2 | 0 | 0 | 0 | |
| Will Butcher | 4 | 1 | 1 | 2 | -2 | 0 | 1 | 0 | |
| Andy Greene | 4 | 0 | 1 | 1 | -4 | 2 | 0 | 0 | |
| John Moore | 4 | 0 | 1 | 1 | 6 | 2 | 0 | 0 | |
| Pavel Zacha | 4 | 0 | 1 | 1 | -2 | 2 | 0 | 0 | |
| Drew Stafford | 3 | 0 | 1 | 1 | -1 | 2 | 0 | 0 | |
| Brian Boyle | 4 | 0 | 0 | 0 | -4 | 2 | 0 | 0 | |
| Sami Vatanen | 4 | 0 | 0 | 0 | -2 | 0 | 0 | 0 | |
| Jesper Bratt | 3 | 0 | 0 | 0 | -4 | 0 | 0 | 0 | |
| Michael Grabner | 3 | 0 | 0 | 0 | 1 | 0 | 0 | 0 | |
| Ben Lovejoy | 3 | 0 | 0 | 0 | -2 | 2 | 0 | 0 | |
| Miles Wood | 3 | 0 | 0 | 0 | -3 | 9 | 0 | 0 | |
| Brian Gibbons | 2 | 0 | 0 | 0 | -3 | 2 | 0 | 0 | |
| Patrick Maroon | 2 | 0 | 0 | 0 | -1 | 0 | 0 | 0 | |
| Mirco Mueller | 2 | 0 | 0 | 0 | -2 | 0 | 0 | 0 | |

Power Play: 3-9 33.3% / Penalty Killing: 7-7 100.0%

| Player | PENGUINS | | | | | | | | |
|------------------|----------|---|---|---|-----|-----|----|----|--|
| | GP | G | A | P | +/- | PIM | PP | SH | |
| Sidney Crosby | 4 | 3 | 1 | 4 | -1 | 0 | 0 | 0 | |
| Brian Dumoulin | 4 | 1 | 3 | 4 | 0 | 2 | 0 | 0 | |
| Jake Guentzel | 4 | 0 | 3 | 3 | 1 | 2 | 0 | 0 | |
| Phil Kessel | 4 | 1 | 1 | 2 | -2 | 0 | 0 | 0 | |
| Kris Letang | 4 | 1 | 1 | 2 | -1 | 8 | 0 | 0 | |
| Patric Hornqvist | 3 | 1 | 1 | 2 | 2 | 2 | 0 | 0 | |
| Conor Sheary | 3 | 1 | 1 | 2 | 2 | 0 | 0 | 0 | |
| Jamie Oleksiak | 4 | 0 | 2 | 2 | 4 | 6 | 0 | 0 | |
| Evgeni Malkin | 4 | 1 | 0 | 1 | -1 | 0 | 0 | 0 | |
| Matt Hunwick | 2 | 1 | 0 | 1 | 1 | 5 | 0 | 0 | |
| Carl Hagelin | 4 | 0 | 1 | 1 | -1 | 2 | 0 | 0 | |
| Riley Sheahan | 4 | 0 | 1 | 1 | 2 | 0 | 0 | 0 | |
| Derick Brassard | 2 | 0 | 1 | 1 | 0 | 0 | 0 | 0 | |
| Ian Cole | 1 | 0 | 1 | 1 | 1 | 5 | 0 | 0 | |
| Tom Kuhnhackl | 4 | 0 | 0 | 0 | -1 | 0 | 0 | 0 | |
| Olli Maatta | 4 | 0 | 0 | 0 | -4 | 0 | 0 | 0 | |
| Bryan Rust | 4 | 0 | 0 | 0 | 2 | 2 | 0 | 0 | |
| Justin Schultz | 4 | 0 | 0 | 0 | -1 | 0 | 0 | 0 | |
| Zach Aston-Reese | 2 | 0 | 0 | 0 | -1 | 0 | 0 | 0 | |
| Carter Rowney | 2 | 0 | 0 | 0 | 0 | 0 | 0 | 0 | |
| Dominik Simon | 2 | 0 | 0 | 0 | -1 | 0 | 0 | 0 | |
| Josh Jooris | 1 | 0 | 0 | 0 | 0 | 0 | 0 | 0 | |
| Ryan Reaves | 1 | 0 | 0 | 0 | 0 | 0 | 0 | 0 | |
| Chad Ruhwedel | 1 | 0 | 0 | 0 | 0 | 0 | 0 | 0 | |

Power Play: 0-7 0.0% / Penalty Killing: 6-9 66.7%

Goaltending

| Goalie | DEVILS | | | | | | | |
|---------------|--------|-----|-------|----|-----|-----|------|------|
| | GP | Min | WLOT | GA | SA | SV | GAA | SV% |
| Keith Kinkaid | 4 | 241 | 3-0-1 | 10 | 132 | 122 | 2.49 | .924 |

| Goalie | PENGUINS | | | | | | | |
|---------------|----------|-----|-------|----|----|----|------|------|
| | GP | Min | WLOT | GA | SA | SV | GAA | SV% |
| Matt Murray | 2 | 121 | 1-0-1 | 7 | 65 | 58 | 3.48 | .892 |
| Casey DeSmith | 2 | 116 | 0-2-0 | 6 | 76 | 70 | 3.09 | .921 |

Goals by Period

| | DEVILS | | | | |
|-------|--------|-----|-----|----|-------|
| | 1st | 2nd | 3rd | OT | Total |
| Goals | 2 | 7 | 3 | 1 | 13 |

| | PENGUINS | | | | |
|-------|----------|-----|-----|----|-------|
| | 1st | 2nd | 3rd | OT | Total |
| Goals | 3 | 2 | 4 | 1 | 10 |

Shots by Period

| | DEVILS | | | | |
|-------|--------|-----|-----|----|-------|
| | 1st | 2nd | 3rd | OT | Total |
| Shots | 50 | 58 | 32 | 1 | 141 |

| | PENGUINS | | | | |
|-------|----------|-----|-----|----|-------|
| | 1st | 2nd | 3rd | OT | Total |
| Shots | 50 | 31 | 50 | 1 | 132 |

* - Overtime ** - Shootout



NEW YORK ISLANDERS

WEBSITE: newyorkislanders.com

Islanders vs. Penguins

All-time scorer vs. Pittsburgh: Bryan Trottier (82gp, 47-58-105)

All-time Pittsburgh scorer vs. Islanders: Mario Lemieux (72gp, 50-80-130)

Longest Islanders win streak vs. Pittsburgh: 6, Dec. 20, 1983-Nov. 10, 1984

Longest Pittsburgh win streak vs. Islanders: 5, Apr. 8, 2011-Dec. 10, 2011; Jan. 19, 2010-Oct. 15, 2010; Mar. 9, 1995-Mar. 16, 1996

Longest Islanders undefeated streak vs. Pittsburgh: 9, Feb. 1, 1986-Mar. 10, 1987 (7-0-2)

Longest Pittsburgh undefeated streak vs. Islanders: 11, Feb. 29, 2004-Oct. 19, 2006 (6-0-5)

Last Islanders win at home: Mar. 20, 2018 (4-1) [0-0-0 since last win]

Last Pittsburgh win at home: Mar. 3, 2018 (3-2 OT) [0-0-0 since last win]

Last Islanders win at Pittsburgh: Mar. 24, 2017 (4-3 SO) [0-0-2 since last win]

Last Pittsburgh win at Islanders: Jan. 5, 2018 (4-0) [0-1-0 since last win]

Most goals by Islanders vs. Pittsburgh: 11, Dec. 20, 1983 (N, 11-3)

Most goals by Pittsburgh vs. Islanders: 9, Dec. 11, 2008 (P, 9-2); Dec. 30, 1999 (P, 9-3); Dec. 13, 1972 (P, 9-1)

Most goals by both teams: 15, Feb. 6, 1990 (N, 8-7)

Last Islanders shutout vs. Pittsburgh: Jan. 9, 1986 (9-0) - Kelly Hrudey

Last Pittsburgh shutout vs. Islanders: Jan. 5, 2018 (4-0) - Tristan Jarry

Last Islanders hat trick vs. Pittsburgh: Jan. 16, 2015 - Kyle Okposo (4)

Last Pittsburgh hat trick vs. Islanders: Mar. 10, 2013 - Chris Kunitz

Last Pittsburgh trade with Islanders: Mar. 4, 2009 - Bill Guerin to Pittsburgh in exchange for a 2009 third-round draft pick

Pittsburgh's Overtime/Shootout Record vs. Islanders: 18-3-18

Year By Year

| YEAR | PIT | ROAD | TOTAL | GF/GA | YEAR | PIT | ROAD | TOTAL | GF/GA |
|---------|-------|-------|-------|-------|---------------|-----------------|-----------------|------------------|----------------|
| 1972-73 | 2-0-1 | 2-0-0 | 4-0-1 | 22-4 | 2002-03 | 1-2-0 | 0-2-0 | 1-4-0 | 13-22 |
| 1973-74 | 0-0-2 | 2-1-0 | 2-1-2 | 9-8 | 2003-04 | 0-1-2 | 1-2-0 | 1-3-2 | 16-26 |
| 1974-75 | 2-0-0 | 0-2-0 | 2-2-0 | 15-10 | 2004-05 | No Season | | | |
| 1975-76 | 1-1-0 | 0-1-1 | 1-2-1 | 15-21 | 2005-06 | 2-0-2 | 2-0-2 | 4-0-4 | 32-18 |
| 1976-77 | 1-1-0 | 1-1-0 | 2-2-0 | 11-13 | 2006-07 | 3-1-0 | 1-3-0 | 4-4-0 | 29-28 |
| 1977-78 | 1-0-1 | 0-2-0 | 1-2-1 | 14-15 | 2007-08 | 3-1-0 | 2-2-0 | 5-3-0 | 22-21 |
| 1978-79 | 0-1-1 | 0-0-2 | 0-1-3 | 11-13 | 2008-09 | 3-0-0 | 2-0-1 | 5-0-1 | 26-11 |
| 1979-80 | 0-0-2 | 1-0-1 | 1-0-3 | 10-9 | 2009-10 | 3-0-0 | 2-1-0 | 5-1-0 | 27-19 |
| 1980-81 | 2-0-0 | 0-1-1 | 2-1-1 | 19-16 | 2010-11 | 3-0-0 | 1-1-1 | 4-1-1 | 14-15 |
| 1981-82 | 2-2-0 | 0-4-0 | 2-6-0 | 22-40 | 2011-12 | 2-1-0 | 2-1-0 | 4-2-0 | 22-15 |
| 1982-83 | 1-2-0 | 1-3-0 | 2-5-0 | 13-29 | 2012-13 | 2-1-0 | 2-0-0 | 4-1-0 | 17-9 |
| 1983-84 | 0-4-0 | 1-2-0 | 1-6-0 | 26-38 | 2013-14 | 1-1-0 | 2-0-0 | 3-1-0 | 16-13 |
| 1984-85 | 2-1-0 | 0-4-0 | 2-5-0 | 20-30 | 2014-15 | 1-1-1 | 0-2-0 | 1-3-1 | 12-18 |
| 1985-86 | 1-2-1 | 0-3-0 | 1-5-1 | 21-38 | 2015-16 | 2-0-0 | 1-1-0 | 3-1-0 | 12-5 |
| 1986-87 | 0-2-1 | 0-3-1 | 0-5-2 | 19-29 | 2016-17 | 1-0-1 | 1-1-0 | 2-1-1 | 13-12 |
| 1987-88 | 2-1-1 | 2-1-0 | 4-2-1 | 32-28 | 2017-18 | 2-0-0 | 1-1-0 | 3-1-0 | 12-9 |
| 1988-89 | 3-0-0 | 1-2-1 | 4-2-1 | 32-26 | TOTALS | 68-40-18 | 51-59-12 | 119-99-30 | 868-851 |
| 1989-90 | 3-1-0 | 0-2-1 | 3-3-1 | 32-35 | | | | | |
| 1990-91 | 2-1-0 | 3-1-0 | 5-2-0 | 33-23 | | | | | |
| 1991-92 | 2-1-1 | 3-0-0 | 5-1-1 | 39-31 | | | | | |
| 1992-93 | 2-2-0 | 2-1-0 | 4-3-0 | 26-21 | | | | | |
| 1993-94 | 0-2-0 | 2-0-0 | 2-2-0 | 11-14 | | | | | |
| 1994-95 | 2-0-0 | 1-1-0 | 3-1-0 | 16-10 | | | | | |
| 1995-96 | 1-1-0 | 2-0-0 | 3-1-0 | 19-16 | | | | | |
| 1996-97 | 1-1-0 | 1-1-0 | 2-2-0 | 12-14 | | | | | |
| 1997-98 | 1-1-0 | 1-1-0 | 2-2-0 | 14-11 | | | | | |
| 1998-99 | 1-2-0 | 1-1-0 | 2-3-0 | 12-20 | | | | | |
| 1999-00 | 2-0-0 | 2-1-0 | 4-1-0 | 26-12 | | | | | |
| 2000-01 | 2-1-0 | 0-2-0 | 2-3-0 | 17-17 | | | | | |
| 2001-02 | 0-1-1 | 2-1-0 | 2-2-1 | 17-19 | | | | | |

NEW YORK ISLANDERS vs. PITTSBURGH PENGUINS 2017-2018 REGULAR SEASON

at NEW YORK ISLANDERS

| Date | Score | W Goal |
|------------|---------------|---------------|
| 20 Mar '18 | PIT 1 @ NYI 4 | Adam Pelech |
| 05 Jan '18 | PIT 4 @ NYI 0 | Daniel Sprong |

at PITTSBURGH PENGUINS

| Date | Score | W Goal |
|--------------|---------------|---------------|
| 03 Mar '18 * | NYI 2 @ PIT 3 | Sidney Crosby |
| 07 Dec '17 * | NYI 3 @ PIT 4 | Matt Hunwick |

Individual Scoring

| ISLANDERS | | | | | | | | | |
|---------------------|----|---|---|---|-----|-----|----|----|--|
| Player | GP | G | A | P | +/- | PIM | PP | SH | |
| Mathew Barzal | 4 | 2 | 1 | 3 | 2 | 0 | 0 | 0 | |
| Anders Lee | 4 | 2 | 1 | 3 | 0 | 4 | 1 | 0 | |
| John Tavares | 4 | 0 | 3 | 3 | 1 | 0 | 0 | 0 | |
| Jordan Eberle | 4 | 2 | 0 | 2 | 1 | 2 | 0 | 0 | |
| Andrew Ladd | 4 | 0 | 2 | 2 | 2 | 0 | 0 | 0 | |
| Nick Leddy | 4 | 0 | 2 | 2 | -2 | 0 | 0 | 0 | |
| Ryan Pulock | 4 | 0 | 2 | 2 | 0 | 4 | 0 | 0 | |
| Brock Nelson | 4 | 1 | 0 | 1 | 0 | 2 | 0 | 0 | |
| Adam Pelech | 4 | 1 | 0 | 1 | -1 | 0 | 0 | 0 | |
| Brandon Davidson | 1 | 1 | 0 | 1 | 0 | 0 | 0 | 0 | |
| Josh Bailey | 4 | 0 | 1 | 1 | 1 | 0 | 0 | 0 | |
| Casey Cizikas | 4 | 0 | 1 | 1 | -1 | 0 | 0 | 0 | |
| Thomas Hickey | 4 | 0 | 1 | 1 | 2 | 0 | 0 | 0 | |
| Johnny Boychuk | 2 | 0 | 1 | 1 | 1 | 0 | 0 | 0 | |
| Tanner Fritz | 2 | 0 | 1 | 1 | 1 | 0 | 0 | 0 | |
| Scott Mayfield | 2 | 0 | 1 | 1 | 2 | 4 | 0 | 0 | |
| Anthony Beauvillier | 3 | 0 | 0 | 0 | 0 | 0 | 0 | 0 | |
| Cal Clutterbuck | 3 | 0 | 0 | 0 | -1 | 2 | 0 | 0 | |
| Jason Chimera | 2 | 0 | 0 | 0 | -1 | 0 | 0 | 0 | |
| Dennis Seidenberg | 2 | 0 | 0 | 0 | -1 | 0 | 0 | 0 | |
| Chris Wagner | 2 | 0 | 0 | 0 | 0 | 0 | 0 | 0 | |
| Calvin de Haan | 1 | 0 | 0 | 0 | 0 | 0 | 0 | 0 | |
| Joshua Ho-Sang | 1 | 0 | 0 | 0 | -2 | 0 | 0 | 0 | |
| Ross Johnston | 1 | 0 | 0 | 0 | 0 | 0 | 0 | 0 | |
| Shane Prince | 1 | 0 | 0 | 0 | 0 | 0 | 0 | 0 | |
| Alan Quine | 1 | 0 | 0 | 0 | 0 | 0 | 0 | 0 | |

Power Play: 1-15 6.7% / Penalty Killing: 4-8 50.0%

| PENGUINS | | | | | | | | | |
|------------------|----|---|---|---|-----|-----|----|----|--|
| Player | GP | G | A | P | +/- | PIM | PP | SH | |
| Sidney Crosby | 4 | 2 | 5 | 7 | 0 | 0 | 0 | 0 | |
| Phil Kessel | 4 | 1 | 4 | 5 | -1 | 2 | 1 | 0 | |
| Daniel Sprong | 1 | 2 | 1 | 3 | 3 | 0 | 0 | 0 | |
| Kris Letang | 4 | 1 | 2 | 3 | 0 | 2 | 1 | 0 | |
| Evgeni Malkin | 4 | 1 | 2 | 3 | -2 | 4 | 1 | 0 | |
| Dominik Simon | 2 | 0 | 3 | 3 | 4 | 0 | 0 | 0 | |
| Derick Brassard | 2 | 1 | 1 | 2 | 1 | 2 | 0 | 0 | |
| Justin Schultz | 3 | 0 | 2 | 2 | 1 | 0 | 0 | 0 | |
| Patric Hornqvist | 4 | 1 | 0 | 1 | -2 | 2 | 1 | 0 | |
| Riley Sheahan | 4 | 1 | 0 | 1 | 1 | 0 | 0 | 0 | |
| Conor Sheary | 4 | 1 | 0 | 1 | -1 | 2 | 0 | 0 | |
| Matt Hunwick | 2 | 1 | 0 | 1 | 1 | 2 | 0 | 0 | |
| Carl Hagelin | 4 | 0 | 1 | 1 | -1 | 2 | 0 | 0 | |
| Bryan Rust | 3 | 0 | 1 | 1 | -1 | 0 | 0 | 0 | |
| Jake Guentzel | 4 | 0 | 0 | 0 | -4 | 2 | 0 | 0 | |
| Tom Kuhnhackl | 4 | 0 | 0 | 0 | 0 | 0 | 0 | 0 | |
| Olli Maatta | 4 | 0 | 0 | 0 | 2 | 2 | 0 | 0 | |
| Brian Dumoulin | 3 | 0 | 0 | 0 | -3 | 2 | 0 | 0 | |
| Jamie Oleksiak | 3 | 0 | 0 | 0 | -1 | 2 | 0 | 0 | |
| Chad Ruhwedel | 3 | 0 | 0 | 0 | -1 | 0 | 0 | 0 | |
| Ian Cole | 2 | 0 | 0 | 0 | 0 | 2 | 0 | 0 | |
| Ryan Reaves | 2 | 0 | 0 | 0 | 0 | 0 | 0 | 0 | |
| Josh Jooris | 1 | 0 | 0 | 0 | 0 | 0 | 0 | 0 | |
| Carter Rowney | 1 | 0 | 0 | 0 | 0 | 0 | 0 | 0 | |

Power Play: 4-8 50.0% / Penalty Killing: 14-15 93.3%

Goaltending

| ISLANDERS | | | | | | | | | |
|--------------------|----|-----|-------|----|----|----|------|------|--|
| Goalie | GP | Min | WLOT | GA | SA | SV | GAA | SV% | |
| Christopher Gibson | 2 | 124 | 1-0-1 | 4 | 87 | 83 | 1.94 | .954 | |
| Jaroslav Halak | 2 | 121 | 0-1-1 | 8 | 70 | 62 | 3.96 | .886 | |

| PENGUINS | | | | | | | | | |
|---------------|----|-----|-------|----|----|----|------|------|--|
| Goalie | GP | Min | WLOT | GA | SA | SV | GAA | SV% | |
| Tristan Jarry | 3 | 185 | 3-0-0 | 5 | 84 | 79 | 1.62 | .940 | |
| Matt Murray | 1 | 59 | 0-1-0 | 3 | 39 | 36 | 3.03 | .923 | |

Goals by Period

| ISLANDERS | | | | | |
|-----------|-----|-----|-----|----|-------|
| | 1st | 2nd | 3rd | OT | Total |
| Goals | 3 | 1 | 5 | 0 | 9 |

| PENGUINS | | | | | |
|----------|-----|-----|-----|----|-------|
| | 1st | 2nd | 3rd | OT | Total |
| Goals | 1 | 5 | 4 | 2 | 12 |

Shots by Period

| ISLANDERS | | | | | |
|-----------|-----|-----|-----|----|-------|
| | 1st | 2nd | 3rd | OT | Total |
| Shots | 35 | 46 | 39 | 4 | 124 |

| PENGUINS | | | | | |
|----------|-----|-----|-----|----|-------|
| | 1st | 2nd | 3rd | OT | Total |
| Shots | 62 | 57 | 32 | 6 | 157 |

* - Overtime ** - Shootout



NEW YORK RANGERS

WEBSITE: newyorkrangers.com

Rangers vs. Penguins

All-time scorer vs. Pittsburgh: Brian Leetch (72gp, 19-70-89)

All-time Pittsburgh scorer vs. Rangers: Mario Lemieux (70gp, 61-71-132)

Longest Rangers win streak vs. Pittsburgh: 5, Nov. 18, 1973-Nov. 24, 1974

Longest Pittsburgh win streak vs. Rangers: 7, Jan. 19, 2012-Mar. 16, 2013; Jan. 18, 2009-Jan. 25, 2010

Longest Rangers undefeated streak vs. Pittsburgh: 12, Jan. 7, 1970-Oct. 30, 1971 (8-0-4)

Longest Pittsburgh undefeated streak vs. Rangers: 11, Jan. 18, 2009-Nov. 29, 2010 (9-0-2)

Last Rangers win at home: Mar. 14, 2018 (4-3 OT) (0-0-0 since last win)

Last Pittsburgh win at home: Jan. 14, 2018 (5-2) (0-0-0 since last win)

Last Rangers win at Pittsburgh: Dec. 5, 2017 (4-3) (0-1-0 since last win)

Last Pittsburgh win at Rangers: Oct. 17, 2017 (5-4 OT) (0-0-1 since last win)

Most goals by Rangers vs. Pittsburgh: 11, Nov. 25, 1992 (N, 11-3)

Most goals by Pittsburgh vs. Rangers: 10, Apr. 9, 1993 (P, 10-4)

Most goals by both teams: 14, Oct. 14, 2000 (P, 8-6); Apr. 9, 1993 (P, 10-4); Nov. 25, 1992 (N, 11-3)

Last Rangers shutout vs. Pittsburgh: Feb. 10, 2016 (3-0) – Henrik Lundqvist

Last Pittsburgh shutout vs. Rangers: Mar. 16, 2013 (3-0) – Marc-Andre Fleury

Last Rangers hat trick vs. Pittsburgh: Nov. 12, 2005 – Jaromir Jagr

Last Pittsburgh hat trick vs. Rangers: Nov. 30, 2009 – Mike Rupp

Last Pittsburgh trade with Rangers: Feb. 10, 2003 – Rico Fata, Mikael Samuelsson, Richard Lintner and Joel Bouchard to Pittsburgh in exchange for Alexei Kovalev, Dan LaCouture, Janne Laukkanen and Mike Wilson

Pittsburgh's Overtime/Shootout Record vs. Rangers: 23-10-16

Year By Year

| YEAR | PIT | ROAD | TOTAL | GF/GA | YEAR | PIT | ROAD | TOTAL | GF/GA |
|---------|-------|-------|-------|-------|---------------|-----------------|-----------------|-------------------|----------------|
| 1967-68 | 0-1-1 | 0-2-0 | 0-3-1 | 7-15 | 1994-95 | 2-0-0 | 1-0-0 | 3-0-0 | 13-10 |
| 1968-69 | 1-2-0 | 0-3-0 | 1-5-0 | 16-27 | 1995-96 | 1-1-0 | 1-1-0 | 2-2-0 | 15-13 |
| 1969-70 | 0-3-0 | 1-1-1 | 1-4-1 | 7-18 | 1996-97 | 0-2-0 | 0-2-0 | 0-4-0 | 8-26 |
| 1970-71 | 0-3-0 | 0-2-1 | 0-5-1 | 7-24 | 1997-98 | 1-0-1 | 1-1-0 | 2-1-1 | 8-8 |
| 1971-72 | 1-1-1 | 0-2-1 | 1-3-2 | 12-22 | 1998-99 | 0-0-2 | 1-1-1 | 1-1-3 | 10-14 |
| 1972-73 | 1-1-0 | 1-2-0 | 2-3-0 | 16-24 | 1999-00 | 2-1-0 | 1-1-0 | 3-2-0 | 19-15 |
| 1973-74 | 0-3-0 | 1-1-0 | 1-4-0 | 12-25 | 2000-01 | 2-0-0 | 2-0-1 | 4-0-1 | 28-19 |
| 1974-75 | 1-1-0 | 1-1-0 | 2-2-0 | 22-20 | 2001-02 | 3-0-0 | 0-2-0 | 3-2-0 | 13-10 |
| 1975-76 | 2-0-0 | 1-1-0 | 3-1-0 | 23-12 | 2002-03 | 1-1-0 | 2-1-0 | 3-2-0 | 16-6 |
| 1976-77 | 0-1-1 | 2-0-0 | 2-1-1 | 12-8 | 2003-04 | 1-2-0 | 2-1-0 | 3-3-0 | 20-23 |
| 1977-78 | 1-0-1 | 1-0-1 | 2-0-2 | 16-12 | 2004-05 | No Season | | | |
| 1978-79 | 1-1-0 | 1-1-0 | 2-2-0 | 15-7 | 2005-06 | 2-2-0 | 1-3-0 | 3-5-0 | 18-30 |
| 1979-80 | 1-1-0 | 1-1-0 | 2-2-0 | 15-14 | 2006-07 | 3-0-1 | 2-1-1 | 5-1-2 | 21-18 |
| 1980-81 | 1-1-0 | 1-0-1 | 2-1-1 | 17-14 | 2007-08 | 3-0-1 | 0-3-1 | 3-3-2 | 16-21 |
| 1981-82 | 1-2-1 | 2-2-0 | 3-4-1 | 32-35 | 2008-09 | 3-0-0 | 0-1-2 | 3-1-2 | 17-13 |
| 1982-83 | 1-2-1 | 0-3-0 | 1-5-1 | 19-34 | 2009-10 | 2-0-1 | 3-0-0 | 5-0-1 | 27-16 |
| 1983-84 | 1-2-0 | 1-3-0 | 2-5-0 | 25-35 | 2010-11 | 0-2-1 | 2-1-0 | 2-3-1 | 14-21 |
| 1984-85 | 2-2-0 | 1-2-0 | 3-4-0 | 29-34 | 2011-12 | 2-1-0 | 2-1-0 | 4-2-0 | 20-12 |
| 1985-86 | 1-1-1 | 3-1-0 | 4-2-1 | 28-24 | 2012-13 | 2-0-0 | 2-1-0 | 4-1-0 | 14-10 |
| 1986-87 | 1-2-1 | 1-1-1 | 2-3-2 | 23-26 | 2013-14 | 1-0-1 | 1-1-0 | 2-1-1 | 12-13 |
| 1987-88 | 2-0-1 | 1-2-1 | 3-2-2 | 29-27 | 2014-15 | 1-1-0 | 0-1-1 | 1-2-1 | 7-16 |
| 1988-89 | 2-1-1 | 1-2-0 | 3-3-1 | 32-32 | 2015-16 | 1-1-0 | 2-0-0 | 3-1-0 | 12-9 |
| 1989-90 | 2-0-1 | 3-1-0 | 5-1-1 | 34-23 | 2016-17 | 1-1-0 | 2-1-0 | 3-2-0 | 20-14 |
| 1990-91 | 2-2-0 | 2-1-0 | 4-3-0 | 32-28 | 2017-18 | 1-1-0 | 1-0-1 | 2-1-1 | 16-14 |
| 1991-92 | 1-2-0 | 1-3-0 | 2-5-0 | 25-32 | TOTALS | 65-52-19 | 59-65-15 | 124-117-34 | 919-965 |
| 1992-93 | 2-1-0 | 3-1-0 | 5-2-0 | 31-24 | | | | | |
| 1993-94 | 2-0-0 | 0-2-0 | 2-2-0 | 19-18 | | | | | |

NEW YORK RANGERS vs. PITTSBURGH PENGUINS

2017-2018 REGULAR SEASON

at NEW YORK RANGERS

| Date | Score | W Goal |
|--------------|---------------|----------------|
| 14 Mar '18 * | PIT 3 @ NYR 4 | Mika Zibanejad |
| 17 Oct '17 * | PIT 5 @ NYR 4 | Evgeni Malkin |

at PITTSBURGH PENGUINS

| Date | Score | W Goal |
|------------|---------------|------------------|
| 14 Jan '18 | NYR 2 @ PIT 5 | Phil Kessel |
| 05 Dec '17 | NYR 4 @ PIT 3 | Pavel Buchnevich |

Individual Scoring

| RANGERS | | | | | | | | | | PENGUINS | | | | | | | | | |
|-----------------------|----|---|---|---|-----|-----|----|----|--|------------------|----|---|---|---|-----|-----|----|----|--|
| Player | GP | G | A | P | +/- | PIM | PP | SH | | Player | GP | G | A | P | +/- | PIM | PP | SH | |
| Chris Kreider | 3 | 1 | 4 | 5 | 4 | 4 | 1 | 0 | | Phil Kessel | 4 | 3 | 3 | 6 | 5 | 0 | 0 | 0 | |
| J.T. Miller | 3 | 1 | 3 | 4 | 3 | 2 | 1 | 0 | | Patric Hornqvist | 4 | 3 | 2 | 5 | 5 | 2 | 2 | 0 | |
| Pavel Buchnevich | 4 | 2 | 1 | 3 | -1 | 0 | 1 | 0 | | Evgeni Malkin | 4 | 1 | 4 | 5 | 5 | 2 | 0 | 0 | |
| Mika Zibanejad | 3 | 2 | 1 | 3 | -1 | 2 | 1 | 0 | | Carl Hagelin | 4 | 3 | 1 | 4 | 1 | 2 | 0 | 0 | |
| David Desharnais | 4 | 1 | 2 | 3 | 0 | 2 | 0 | 0 | | Sidney Crosby | 4 | 2 | 1 | 3 | 2 | 6 | 0 | 0 | |
| Mats Zuccarello | 4 | 1 | 2 | 3 | -2 | 2 | 0 | 0 | | Kris Letang | 4 | 0 | 3 | 3 | -1 | 0 | 0 | 0 | |
| Neal Pionk | 1 | 0 | 3 | 3 | 0 | 0 | 0 | 0 | | Olli Maatta | 4 | 0 | 3 | 3 | 3 | 2 | 0 | 0 | |
| Jesper Fast | 4 | 2 | 0 | 2 | 0 | 0 | 0 | 0 | | Conor Sheary | 4 | 1 | 1 | 2 | 0 | 0 | 0 | 0 | |
| Michael Grabner | 3 | 2 | 0 | 2 | 1 | 0 | 0 | 0 | | Ian Cole | 2 | 0 | 2 | 2 | -2 | 2 | 0 | 0 | |
| Brendan Smith | 3 | 1 | 1 | 2 | 1 | 5 | 0 | 0 | | Jamie Oleksiak | 2 | 0 | 2 | 2 | 1 | 17 | 0 | 0 | |
| Paul Carey | 3 | 0 | 2 | 2 | 0 | 0 | 0 | 0 | | Bryan Rust | 3 | 1 | 0 | 1 | 0 | 2 | 0 | 0 | |
| Kevin Shattenkirk | 3 | 0 | 2 | 2 | 1 | 8 | 0 | 0 | | Riley Sheahan | 3 | 1 | 0 | 1 | -2 | 0 | 0 | 0 | |
| Boo Nieves | 2 | 1 | 0 | 1 | 2 | 2 | 0 | 0 | | Dominik Simon | 1 | 1 | 0 | 1 | 0 | 0 | 0 | 0 | |
| Brady Skjei | 4 | 0 | 1 | 1 | -1 | 4 | 0 | 0 | | Brian Dumoulin | 4 | 0 | 1 | 1 | 0 | 0 | 0 | 0 | |
| Marc Staal | 4 | 0 | 1 | 1 | 0 | 0 | 0 | 0 | | Jake Guentzel | 4 | 0 | 1 | 1 | 0 | 0 | 0 | 0 | |
| Ryan McDonagh | 2 | 0 | 1 | 1 | -3 | 0 | 0 | 0 | | Carter Rowney | 3 | 0 | 1 | 1 | -2 | 0 | 0 | 0 | |
| Tony DeAngelo | 1 | 0 | 1 | 1 | 0 | 0 | 0 | 0 | | Derick Brassard | 1 | 0 | 1 | 1 | 1 | 0 | 0 | 0 | |
| Vinni Lettieri | 1 | 0 | 1 | 1 | -2 | 0 | 0 | 0 | | Tom Kuhnhackl | 4 | 0 | 0 | 0 | -1 | 0 | 0 | 0 | |
| Jimmy Vesey | 4 | 0 | 0 | 0 | -4 | 0 | 0 | 0 | | Justin Schultz | 4 | 0 | 0 | 0 | 1 | 0 | 0 | 0 | |
| Kevin Hayes | 3 | 0 | 0 | 0 | -5 | 0 | 0 | 0 | | Ryan Reaves | 3 | 0 | 0 | 0 | -2 | 0 | 0 | 0 | |
| Rick Nash | 3 | 0 | 0 | 0 | -5 | 0 | 0 | 0 | | Matt Hunwick | 2 | 0 | 0 | 0 | 3 | 2 | 0 | 0 | |
| Nick Holden | 2 | 0 | 0 | 0 | -2 | 0 | 0 | 0 | | Chad Ruhwedel | 2 | 0 | 0 | 0 | 3 | 4 | 0 | 0 | |
| Adam Cracknell | 1 | 0 | 0 | 0 | 0 | 0 | 0 | 0 | | Greg McKegg | 1 | 0 | 0 | 0 | 1 | 2 | 0 | 0 | |
| John Gilmour | 1 | 0 | 0 | 0 | -1 | 0 | 0 | 0 | | Daniel Sprong | 1 | 0 | 0 | 0 | 0 | 0 | 0 | 0 | |
| Steven Kampfer | 1 | 0 | 0 | 0 | -1 | 0 | 0 | 0 | | | | | | | | | | | |
| Cody McLeod | 1 | 0 | 0 | 0 | -1 | 0 | 0 | 0 | | | | | | | | | | | |
| Vladislav Namestnikov | 1 | 0 | 0 | 0 | -1 | 0 | 0 | 0 | | | | | | | | | | | |
| Rob O'Gara | 1 | 0 | 0 | 0 | 0 | 0 | 0 | 0 | | | | | | | | | | | |
| Ryan Spooner | 1 | 0 | 0 | 0 | -1 | 0 | 0 | 0 | | | | | | | | | | | |
| Ryan Sproul | 1 | 0 | 0 | 0 | -2 | 2 | 0 | 0 | | | | | | | | | | | |

Power Play: 2-12 16.7% / Penalty Killing: 8-12 66.7%

Power Play: 4-12 33.3% / Penalty Killing: 10-12 83.3%

Goaltending

| RANGERS | | | | | | | | | | PENGUINS | | | | | | | | | |
|--------------------|----|-----|-------|----|----|----|------|------|--|---------------|----|-----|-------|----|----|----|------|------|--|
| Goalie | GP | Min | WLOT | GA | SA | SV | GAA | SV% | | Goalie | GP | Min | WLOT | GA | SA | SV | GAA | SV% | |
| Ondrej Pavelec | 1 | 60 | 1-0-0 | 3 | 44 | 41 | 3.00 | .932 | | Tristan Jarry | 2 | 118 | 1-1-0 | 6 | 57 | 51 | 3.04 | .895 | |
| Alexandar Georgiev | 1 | 63 | 1-0-0 | 3 | 40 | 37 | 2.87 | .925 | | Matt Murray | 1 | 60 | 1-0-0 | 4 | 32 | 28 | 4.01 | .875 | |
| Henrik Lundqvist | 2 | 121 | 0-1-1 | 9 | 79 | 70 | 4.47 | .886 | | Casey DeSmith | 1 | 63 | 0-0-1 | 4 | 33 | 29 | 3.82 | .879 | |

Goals by Period

| RANGERS | | | | | | PENGUINS | | | | | |
|---------|-----|-----|-----|----|-------|----------|-----|-----|-----|----|-------|
| | 1st | 2nd | 3rd | OT | Total | | 1st | 2nd | 3rd | OT | Total |
| Goals | 3 | 5 | 5 | 1 | 14 | Goals | 4 | 6 | 5 | 1 | 16 |

Shots by Period

| RANGERS | | | | | | PENGUINS | | | | | |
|---------|-----|-----|-----|----|-------|----------|-----|-----|-----|----|-------|
| | 1st | 2nd | 3rd | OT | Total | | 1st | 2nd | 3rd | OT | Total |
| Shots | 40 | 32 | 47 | 3 | 122 | Shots | 43 | 65 | 51 | 5 | 164 |

* - Overtime ** - Shootout



OTTAWA SENATORS

WEBSITE: ottawasenators.com

Senators vs. Penguins

All-time scorer vs. Pittsburgh: Daniel Alfredsson (64gp, 22-42-64)

All-time Pittsburgh scorer vs. Ottawa: Jaromir Jagr (36gp, 29-28-57)

Longest Ottawa win streak vs. Pittsburgh:
7, Jan. 22, 2004-Nov. 10, 2006

Longest Pittsburgh win streak vs. Ottawa:
14, Jan. 3, 1994-Apr. 11, 1996

Longest Ottawa undefeated streak vs. Pittsburgh: 10, Dec. 26, 2003-Mar. 18, 2007 (7-0-3)

Longest Pittsburgh undefeated streak vs. Ottawa:
16, Mar. 30, 1993-Apr. 11, 1996 (15-0-1)

Last Ottawa win at home: Mar. 23, 2017 (2-1 SO) [0-1-0 since last win]

Last Pittsburgh win at home:
Apr. 6, 2018 (4-0) [0-0-0 since last win]

Last Ottawa win at Pittsburgh:
Apr. 13, 2014 (3-2 SO) [0-6-0 since last win]

Last Pittsburgh win at Ottawa:
Nov. 16, 2017 (3-1) [0-0-0 since last win]

Most goals by Ottawa vs. Pittsburgh:
8, Mar. 24, 2012 (0, 8-4)

Most goals by Pittsburgh vs. Ottawa:
8, Dec. 5, 2016 (P, 8-5); Dec. 23, 2009 (P, 8-2)

Most goals by both teams:
13, Dec. 5, 2016 (P, 8-5)

Last Ottawa shutout vs. Pittsburgh:
Dec. 23, 2013 (5-0) – Craig Anderson

Last Pittsburgh shutout vs. Ottawa:
Apr. 6, 2018 (4-0) – Casey DeSmith

Last Ottawa hat trick vs. Pittsburgh:
Dec. 6, 2008 – Jason Spezza

Last Pittsburgh hat trick vs. Ottawa:
Dec. 5, 2016 – Bryan Rust

Last Pittsburgh trade with Ottawa:
Feb. 23, 2018 – Derick Brassard, Tobias Lindberg, Vincent Dunn and a 2018 third-round draft pick to Pittsburgh; Ian Cole, Filip Gustavsson, 2018 first-round draft pick and a 2019 third-round draft pick to Ottawa; Ryan Reaves and a 2018 fourth-round draft pick to Vegas (three-team trade)

Pittsburgh's Overtime/Shootout Record vs. Ottawa: 9-2-12

Year By Year

| YEAR | PIT | ROAD | TOTAL | GF/GA |
|---------------|----------------|----------------|-----------------|----------------|
| 1992-93 | 2-0-0 | 1-1-0 | 3-1-0 | 20-9 |
| 1993-94 | 2-0-1 | 2-0-0 | 4-0-1 | 19-6 |
| 1994-95 | 2-0-0 | 2-0-0 | 4-0-0 | 18-12 |
| 1995-96 | 3-0-0 | 3-0-0 | 6-0-0 | 32-11 |
| 1996-97 | 3-0-0 | 1-1-1 | 4-1-1 | 24-15 |
| 1997-98 | 0-0-2 | 1-1-1 | 1-1-3 | 6-7 |
| 1998-99 | 1-1-0 | 1-0-1 | 2-1-1 | 13-12 |
| 1999-00 | 1-0-1 | 0-2-0 | 1-2-1 | 7-10 |
| 2000-01 | 1-1-0 | 1-0-1 | 2-1-1 | 14-11 |
| 2001-02 | 1-1-0 | 1-1-0 | 2-2-0 | 11-12 |
| 2002-03 | 0-2-0 | 1-1-0 | 1-3-0 | 7-13 |
| 2003-04 | 1-1-0 | 0-1-1 | 1-2-1 | 13-16 |
| 2004-05 | No Season | | | |
| 2005-06 | 0-2-0 | 0-2-0 | 0-4-0 | 9-21 |
| 2006-07 | 1-1-0 | 2-0-0 | 3-1-0 | 13-15 |
| 2007-08 | 0-1-1 | 1-1-0 | 1-2-1 | 13-18 |
| 2008-09 | 0-1-1 | 1-1-0 | 1-2-1 | 10-12 |
| 2009-10 | 1-1-0 | 1-1-0 | 2-2-0 | 15-13 |
| 2010-11 | 2-0-0 | 1-1-0 | 3-1-0 | 13-7 |
| 2011-12 | 1-1-0 | 0-2-0 | 1-3-0 | 15-22 |
| 2012-13 | 1-0-0 | 2-0-0 | 3-0-0 | 8-4 |
| 2013-14 | 1-0-1 | 0-1-0 | 1-1-1 | 4-8 |
| 2014-15 | 1-0-0 | 1-0-1 | 2-0-1 | 10-10 |
| 2015-16 | 2-0-0 | 1-0-0 | 3-0-0 | 13-8 |
| 2016-17 | 1-0-0 | 0-1-1 | 1-1-1 | 10-10 |
| 2017-18 | 2-0-0 | 1-0-0 | 3-0-0 | 13-4 |
| TOTALS | 30-13-7 | 25-18-7 | 55-31-14 | 330-286 |

OTTAWA SENATORS vs. PITTSBURGH PENGUINS 2017-2018 REGULAR SEASON

at OTTAWA SENATORS

| Date | Score | W Goal |
|------------|---------------|---------------|
| 16 Nov '17 | PIT 3 @ OTT 1 | Jake Guentzel |

at PITTSBURGH PENGUINS

| Date | Score | W Goal |
|------------|---------------|------------------|
| 06 Apr '18 | OTT 0 @ PIT 4 | Sidney Crosby |
| 13 Feb '18 | OTT 3 @ PIT 6 | Zach Aston-Reese |

Individual Scoring

| SENATORS | | | | | | | | | |
|------------------------|----|---|---|---|-----|-----|----|----|--|
| Player | GP | G | A | P | +/- | PIM | PP | SH | |
| Matt Duchene | 3 | 1 | 0 | 1 | -4 | 0 | 1 | 0 | |
| Jean-Gabriel Pageau | 3 | 1 | 0 | 1 | -1 | 2 | 0 | 0 | |
| Derick Brassard | 2 | 1 | 0 | 1 | -4 | 0 | 0 | 0 | |
| Colin White | 2 | 1 | 0 | 1 | 0 | 0 | 0 | 0 | |
| Mark Borowiecki | 3 | 0 | 1 | 1 | 1 | 0 | 0 | 0 | |
| Ryan Dzingel | 3 | 0 | 1 | 1 | 0 | 4 | 0 | 0 | |
| Mike Hoffman | 3 | 0 | 1 | 1 | -4 | 4 | 0 | 0 | |
| Tom Pyatt | 3 | 0 | 1 | 1 | -2 | 0 | 0 | 0 | |
| Erik Karlsson | 2 | 0 | 1 | 1 | -3 | 0 | 0 | 0 | |
| Max McCormick | 2 | 0 | 1 | 1 | 0 | 5 | 0 | 0 | |
| Mark Stone | 2 | 0 | 1 | 1 | -3 | 2 | 0 | 0 | |
| Chris Wideman | 1 | 0 | 1 | 1 | 1 | 0 | 0 | 0 | |
| Cody Ceci | 3 | 0 | 0 | 0 | -4 | 0 | 0 | 0 | |
| Alexandre Burrows | 2 | 0 | 0 | 0 | -2 | 2 | 0 | 0 | |
| Thomas Chabot | 2 | 0 | 0 | 0 | 1 | 0 | 0 | 0 | |
| Fredrik Claesson | 2 | 0 | 0 | 0 | -2 | 0 | 0 | 0 | |
| Christopher DiDomenico | 2 | 0 | 0 | 0 | -1 | 0 | 0 | 0 | |
| Johnny Oduya | 2 | 0 | 0 | 0 | -2 | 0 | 0 | 0 | |
| Magnus Paajarvi | 2 | 0 | 0 | 0 | -2 | 0 | 0 | 0 | |
| Dion Phaneuf | 2 | 0 | 0 | 0 | -3 | 0 | 0 | 0 | |
| Bobby Ryan | 2 | 0 | 0 | 0 | -1 | 0 | 0 | 0 | |
| Zack Smith | 2 | 0 | 0 | 0 | -3 | 0 | 0 | 0 | |
| Filip Chlapik | 1 | 0 | 0 | 0 | -1 | 2 | 0 | 0 | |
| Ben Harpur | 1 | 0 | 0 | 0 | -1 | 0 | 0 | 0 | |
| Nate Thompson | 1 | 0 | 0 | 0 | 0 | 0 | 0 | 0 | |
| Christian Wolanin | 1 | 0 | 0 | 0 | -2 | 0 | 0 | 0 | |

Power Play: 1-9 11.1% / Penalty Killing: 7-9 77.8%

| PENGUINS | | | | | | | | | |
|------------------|----|---|---|---|-----|-----|----|----|--|
| Player | GP | G | A | P | +/- | PIM | PP | SH | |
| Sidney Crosby | 3 | 1 | 5 | 6 | 5 | 0 | 1 | 0 | |
| Jake Guentzel | 3 | 4 | 0 | 4 | 4 | 0 | 1 | 0 | |
| Kris Letang | 3 | 1 | 3 | 4 | 6 | 0 | 0 | 0 | |
| Phil Kessel | 3 | 1 | 2 | 3 | 2 | 0 | 0 | 0 | |
| Evgeni Malkin | 3 | 1 | 2 | 3 | 0 | 6 | 0 | 0 | |
| Brian Dumoulin | 3 | 0 | 3 | 3 | 6 | 0 | 0 | 0 | |
| Justin Schultz | 3 | 0 | 3 | 3 | 0 | 0 | 0 | 0 | |
| Zach Aston-Reese | 2 | 2 | 0 | 2 | 2 | 0 | 0 | 0 | |
| Patric Hornqvist | 2 | 2 | 0 | 2 | 2 | 2 | 0 | 0 | |
| Riley Sheahan | 3 | 1 | 1 | 2 | 5 | 0 | 0 | 0 | |
| Olli Maatta | 3 | 0 | 2 | 2 | 2 | 0 | 0 | 0 | |
| Conor Sheary | 3 | 0 | 2 | 2 | 3 | 0 | 0 | 0 | |
| Carl Hagelin | 3 | 0 | 1 | 1 | 1 | 2 | 0 | 0 | |
| Bryan Rust | 3 | 0 | 1 | 1 | 1 | 2 | 0 | 0 | |
| Jamie Oleksiak | 2 | 0 | 1 | 1 | 1 | 0 | 0 | 0 | |
| Ian Cole | 2 | 0 | 0 | 0 | -1 | 11 | 0 | 0 | |
| Tom Kuhnhackl | 2 | 0 | 0 | 0 | 0 | 0 | 0 | 0 | |
| Ryan Reaves | 2 | 0 | 0 | 0 | 0 | 0 | 0 | 0 | |
| Chad Ruhwedel | 2 | 0 | 0 | 0 | 2 | 0 | 0 | 0 | |
| Josh Jooris | 1 | 0 | 0 | 0 | 0 | 0 | 0 | 0 | |
| Greg McKegg | 1 | 0 | 0 | 0 | 0 | 0 | 0 | 0 | |
| Carter Rowney | 1 | 0 | 0 | 0 | 0 | 0 | 0 | 0 | |
| Dominik Simon | 1 | 0 | 0 | 0 | -1 | 0 | 0 | 0 | |

Power Play: 2-9 22.2% / Penalty Killing: 8-9 88.9%

Goaltending

| SENATORS | | | | | | | | | |
|----------------|----|-----|-------|----|----|----|------|------|--|
| Goalie | GP | Min | WLOT | GA | SA | SV | GAA | SV% | |
| Craig Anderson | 3 | 146 | 0-2-0 | 7 | 69 | 62 | 2.87 | .899 | |
| Mike Condon | 1 | 31 | 0-1-0 | 4 | 9 | 5 | 7.65 | .556 | |

| PENGUINS | | | | | | | | | |
|---------------|----|-----|-------|----|----|----|------|-------|--|
| Goalie | GP | Min | WLOT | GA | SA | SV | GAA | SV% | |
| Matt Murray | 2 | 120 | 2-0-0 | 4 | 55 | 51 | 2.00 | .927 | |
| Casey DeSmith | 1 | 60 | 1-0-0 | 0 | 35 | 35 | 0.00 | 1.000 | |

Goals by Period

| SENATORS | | | | | |
|----------|-----|-----|-----|----|-------|
| | 1st | 2nd | 3rd | OT | Total |
| Goals | 0 | 2 | 2 | 0 | 4 |

| PENGUINS | | | | | |
|----------|-----|-----|-----|----|-------|
| | 1st | 2nd | 3rd | OT | Total |
| Goals | 1 | 7 | 5 | 0 | 13 |

Shots by Period

| SENATORS | | | | | |
|----------|-----|-----|-----|----|-------|
| | 1st | 2nd | 3rd | OT | Total |
| Shots | 27 | 34 | 29 | 0 | 90 |

| PENGUINS | | | | | |
|----------|-----|-----|-----|----|-------|
| | 1st | 2nd | 3rd | OT | Total |
| Shots | 20 | 28 | 32 | 0 | 80 |

* - Overtime ** - Shootout



PHILADELPHIA FLYERS

WEBSITE: philadelphiaflyers.com

Flyers vs. Penguins

All-time scorer vs. Pittsburgh: Bobby Clarke (76gp, 44-64-108)

All-time Pittsburgh scorer vs. Philadelphia: Mario Lemieux (70gp, 51-73-124)

Longest Philadelphia win streak vs. Pittsburgh: 11, Dec. 12, 1982-Mar. 28, 1984

Longest Pittsburgh win streak vs. Philadelphia: 8, Oct. 5, 2006-Mar. 4, 2007

Longest Philadelphia undefeated streak vs. Pittsburgh: 13, Oct. 28, 1982-Mar. 28, 1984 [12-0-1]

Longest Pittsburgh undefeated streak vs. Philadelphia: 14, Mar. 26, 1991-Jan. 30, 1993 [10-0-4]

Last Philadelphia win at home: Mar. 15, 2017 (4-0) [0-2-0 since last win]

Last Pittsburgh win at home: Mar. 25, 2018 [5-4 OT] [0-0-0 since last win]

Last Philadelphia win at Pittsburgh: Mar. 26, 2017 (6-2) [0-0-2 since last win]

Last Pittsburgh win at Philadelphia: Mar. 7, 2018 [5-2] [0-0-0 since last win]

Most goals by Philadelphia vs. Pittsburgh: 13, Mar. 22, 1984 [Phi, 13-4]

Most goals by Pittsburgh vs. Philadelphia: 11, Nov. 16, 1993 [Pgh, 11-5]

Most goals by both teams: 17, Mar. 22, 1984 [Phi, 13-4]

Last Philadelphia shutout vs. Pittsburgh: Mar. 15, 2017 (4-0) – Steve Mason

Last Pittsburgh shutout vs. Philadelphia: Oct. 5, 2006 (4-0) – Marc-Andre Fleury

Last Philadelphia hat trick vs. Pittsburgh: Feb. 20, 2013 – Jakub Voracek

Last Pittsburgh hat trick vs. Philadelphia: Oct. 28, 2006 – Sidney Crosby

Last Pittsburgh trade with Philadelphia: June 25, 2010 – Dan Hamhuis to Pittsburgh in exchange for a 2011 third-round draft pick

Pittsburgh's Overtime/Shootout Record vs. Philadelphia: 13-12-15

Year By Year

| YEAR | PIT | ROAD | TOTAL | GF/GA | YEAR | PIT | ROAD | TOTAL | GF/GA |
|---------|-------|-------|-------|-------|---------------|-----------------|-----------------|-------------------|-----------------|
| 1967-68 | 2-0-3 | 2-3-0 | 4-3-3 | 20-12 | 1994-95 | 1-0-0 | 0-2-0 | 1-2-0 | 8-12 |
| 1968-69 | 1-1-2 | 0-3-1 | 1-4-3 | 13-26 | 1995-96 | 2-0-0 | 0-2-0 | 2-2-0 | 20-18 |
| 1969-70 | 3-0-1 | 2-1-1 | 5-1-2 | 27-21 | 1996-97 | 1-1-0 | 0-2-0 | 1-3-0 | 9-20 |
| 1970-71 | 1-0-2 | 0-3-0 | 1-3-2 | 13-15 | 1997-98 | 2-0-0 | 0-2-0 | 2-2-0 | 14-14 |
| 1971-72 | 3-0-0 | 0-2-1 | 3-2-1 | 17-20 | 1998-99 | 1-1-1 | 0-2-0 | 1-3-1 | 11-13 |
| 1972-73 | 2-1-0 | 0-3-0 | 2-4-0 | 20-24 | 1999-00 | 0-0-2 | 0-3-0 | 0-3-2 | 12-20 |
| 1973-74 | 1-1-0 | 1-2-0 | 2-3-0 | 15-22 | 2000-01 | 2-1-0 | 1-0-1 | 3-1-1 | 19-15 |
| 1974-75 | 1-1-0 | 0-2-0 | 1-3-0 | 11-18 | 2001-02 | 1-0-1 | 0-2-1 | 1-2-2 | 12-15 |
| 1975-76 | 0-1-1 | 0-2-0 | 0-3-1 | 13-22 | 2002-03 | 1-2-0 | 0-2-0 | 1-4-0 | 11-19 |
| 1976-77 | 1-1-0 | 0-2-0 | 1-3-0 | 3-12 | 2003-04 | 0-1-2 | 1-1-1 | 1-2-3 | 14-18 |
| 1977-78 | 0-2-0 | 0-1-1 | 0-3-1 | 7-26 | 2004-05 | No Season | | | |
| 1978-79 | 1-1-0 | 0-2-0 | 1-3-0 | 6-10 | 2005-06 | 1-3-0 | 1-2-1 | 2-5-1 | 23-29 |
| 1979-80 | 0-2-0 | 0-1-1 | 0-3-1 | 9-15 | 2006-07 | 4-0-0 | 4-0-0 | 8-0-0 | 40-21 |
| 1980-81 | 0-2-0 | 0-2-0 | 0-4-0 | 10-22 | 2007-08 | 3-1-0 | 0-4-0 | 3-5-0 | 23-28 |
| 1981-82 | 2-1-1 | 0-4-0 | 2-5-1 | 30-38 | 2008-09 | 2-1-0 | 2-1-0 | 4-2-0 | 20-21 |
| 1982-83 | 1-1-1 | 0-4-0 | 1-5-1 | 16-34 | 2009-10 | 2-1-0 | 3-0-0 | 5-1-0 | 23-16 |
| 1983-84 | 0-4-0 | 0-3-0 | 0-7-0 | 21-46 | 2010-11 | 0-3-0 | 2-1-0 | 2-4-0 | 14-16 |
| 1984-85 | 2-1-0 | 0-4-0 | 2-5-0 | 19-34 | 2011-12 | 1-2-0 | 1-1-1 | 2-3-1 | 20-22 |
| 1985-86 | 0-3-1 | 0-3-0 | 0-6-1 | 16-29 | 2012-13 | 1-1-0 | 2-0-0 | 3-1-0 | 15-12 |
| 1986-87 | 1-1-1 | 0-3-1 | 1-4-2 | 22-28 | 2013-14 | 0-2-1 | 1-1-0 | 1-3-1 | 11-15 |
| 1987-88 | 2-2-0 | 0-3-0 | 2-5-0 | 24-23 | 2014-15 | 0-2-0 | 0-1-1 | 0-3-1 | 7-16 |
| 1988-89 | 2-1-0 | 2-2-0 | 4-3-0 | 28-25 | 2015-16 | 2-0-0 | 1-1-0 | 3-1-0 | 15-9 |
| 1989-90 | 2-2-0 | 1-2-0 | 3-4-0 | 24-29 | 2016-17 | 1-1-0 | 1-1-0 | 2-2-0 | 11-16 |
| 1990-91 | 0-2-1 | 2-2-0 | 2-4-1 | 24-26 | 2017-18 | 2-0-0 | 2-0-0 | 4-0-0 | 20-11 |
| 1991-92 | 3-0-1 | 2-0-1 | 5-0-2 | 36-19 | TOTALS | 65-54-24 | 37-92-13 | 102-146-37 | 872-1024 |
| 1992-93 | 3-0-1 | 2-1-0 | 5-1-1 | 35-19 | | | | | |
| 1993-94 | 1-0-1 | 1-1-0 | 2-1-1 | 21-13 | | | | | |

PHILADELPHIA FLYERS vs. PITTSBURGH PENGUINS

2017-2018 REGULAR SEASON

at PHILADELPHIA FLYERS

| Date | Score | W Goal |
|------------|---------------|--------------|
| 07 Mar '18 | PIT 5 @ PHI 2 | Conor Sheary |
| 02 Jan '18 | PIT 5 @ PHI 1 | Ryan Reaves |

at PITTSBURGH PENGUINS

| Date | Score | W Goal |
|--------------|---------------|---------------|
| 25 Mar '18 * | PHI 4 @ PIT 5 | Bryan Rust |
| 27 Nov '17 * | PHI 4 @ PIT 5 | Sidney Crosby |

Individual Scoring

| FLYERS | | | | | | | | | | PENGUINS | | | | | | | | | |
|--|----|---|---|---|-----|-----|----|----|--|---|----|---|---|---|-----|-----|----|----|--|
| Player | GP | G | A | P | +/- | PIM | PP | SH | | Player | GP | G | A | P | +/- | PIM | PP | SH | |
| Jordan Weal | 3 | 2 | 2 | 4 | 0 | 0 | 1 | 0 | | Sidney Crosby | 4 | 2 | 7 | 9 | 8 | 0 | 0 | 0 | |
| Claude Giroux | 4 | 0 | 4 | 4 | -3 | 0 | 0 | 0 | | Jake Guentzel | 4 | 2 | 4 | 6 | 5 | 2 | 0 | 0 | |
| Shayne Gostisbehere | 4 | 1 | 2 | 3 | -6 | 0 | 1 | 0 | | Phil Kessel | 4 | 2 | 4 | 6 | 0 | 2 | 2 | 0 | |
| Brandon Manning | 4 | 1 | 2 | 3 | 0 | 7 | 0 | 0 | | Justin Schultz | 4 | 0 | 6 | 6 | 7 | 2 | 0 | 0 | |
| Sean Couturier | 4 | 2 | 0 | 2 | -5 | 4 | 0 | 0 | | Evgeni Malkin | 3 | 2 | 3 | 5 | 0 | 2 | 0 | 0 | |
| Travis Konecny | 4 | 2 | 0 | 2 | -1 | 2 | 0 | 0 | | Conor Sheary | 4 | 3 | 1 | 4 | 5 | 0 | 0 | 0 | |
| Michael Raffl | 3 | 1 | 1 | 2 | 0 | 2 | 0 | 0 | | Jamie Oleksiak | 3 | 2 | 1 | 3 | 4 | 11 | 1 | 0 | |
| Nolan Patrick | 4 | 0 | 2 | 2 | 1 | 0 | 0 | 0 | | Riley Sheahan | 4 | 0 | 3 | 3 | 0 | 2 | 0 | 0 | |
| Jakub Voracek | 4 | 1 | 0 | 1 | -3 | 4 | 0 | 0 | | Patric Hornqvist | 4 | 2 | 0 | 2 | 3 | 0 | 2 | 0 | |
| Travis Sanheim | 2 | 1 | 0 | 1 | 0 | 0 | 0 | 0 | | Bryan Rust | 3 | 2 | 0 | 2 | 1 | 0 | 0 | 0 | |
| Valtteri Filppula | 4 | 0 | 1 | 1 | -2 | 0 | 0 | 0 | | Tom Kuhnhackl | 4 | 1 | 1 | 2 | 0 | 2 | 0 | 0 | |
| Andrew MacDonald | 4 | 0 | 1 | 1 | 0 | 4 | 0 | 0 | | Ryan Reaves | 2 | 1 | 1 | 2 | 1 | 0 | 0 | 0 | |
| Ivan Provorov | 4 | 0 | 1 | 1 | -4 | 0 | 0 | 0 | | Kris Letang | 4 | 0 | 2 | 2 | 3 | 2 | 0 | 0 | |
| Wayne Simmonds | 4 | 0 | 1 | 1 | -4 | 0 | 0 | 0 | | Derick Brassard | 2 | 1 | 0 | 1 | -1 | 2 | 0 | 0 | |
| Radko Gudas | 3 | 0 | 1 | 1 | 2 | 0 | 0 | 0 | | Brian Dumoulin | 4 | 0 | 1 | 1 | 0 | 6 | 0 | 0 | |
| Oskar Lindblom | 2 | 0 | 1 | 1 | 1 | 2 | 0 | 0 | | Carl Hagelin | 4 | 0 | 1 | 1 | -2 | 2 | 0 | 0 | |
| Scott Laughton | 4 | 0 | 0 | 0 | 0 | 0 | 0 | 0 | | Ian Cole | 1 | 0 | 1 | 1 | 1 | 2 | 0 | 0 | |
| Jori Lehtera | 4 | 0 | 0 | 0 | 0 | 4 | 0 | 0 | | Olli Maatta | 4 | 0 | 0 | 0 | 0 | 2 | 0 | 0 | |
| Robert Hagg | 3 | 0 | 0 | 0 | -3 | 4 | 0 | 0 | | Chad Ruhwedel | 3 | 0 | 0 | 0 | -4 | 0 | 0 | 0 | |
| Dale Weise | 2 | 0 | 0 | 0 | 0 | 0 | 0 | 0 | | Carter Rowney | 2 | 0 | 0 | 0 | 0 | 2 | 0 | 0 | |
| Danick Martel | 1 | 0 | 0 | 0 | 0 | 0 | 0 | 0 | | Dominik Simon | 2 | 0 | 0 | 0 | 0 | 0 | 0 | 0 | |
| Matt Read | 1 | 0 | 0 | 0 | 0 | 0 | 0 | 0 | | Matt Hunwick | 1 | 0 | 0 | 0 | -1 | 0 | 0 | 0 | |
| Power Play: 2-16 12.5% / Penalty Killing: 8-13 61.5% | | | | | | | | | | Greg McKegg | 1 | 0 | 0 | 0 | -1 | 0 | 0 | 0 | |
| | | | | | | | | | | Daniel Sprong | 1 | 0 | 0 | 0 | 0 | 0 | 0 | 0 | |
| | | | | | | | | | | Power Play: 5-13 38.5% / Penalty Killing: 14-16 87.5% | | | | | | | | | |

Goaltending

| FLYERS | | | | | | | | | | PENGUINS | | | | | | | | | | |
|-----------------|----|-----|-------|----|----|----|------|------|--|---------------|----|-----|-------|----|----|----|------|------|--|--|
| Goalie | GP | Min | WLOT | GA | SA | SV | GAA | SV% | | Goalie | GP | Min | WLOT | GA | SA | SV | GAA | SV% | | |
| Petr Mrazek | 2 | 98 | 0-1-1 | 6 | 48 | 42 | 3.67 | .875 | | Tristan Jarry | 3 | 120 | 3-0-0 | 5 | 55 | 50 | 2.50 | .909 | | |
| Brian Elliott | 2 | 102 | 0-1-1 | 9 | 66 | 57 | 5.31 | .864 | | Matt Murray | 3 | 123 | 1-0-0 | 6 | 78 | 72 | 2.93 | .923 | | |
| Michal Neuvirth | 1 | 20 | 0-0-0 | 1 | 11 | 10 | 3.00 | .909 | | | | | | | | | | | | |
| Alex Lyon | 1 | 23 | 0-0-0 | 3 | 11 | 8 | 7.96 | .727 | | | | | | | | | | | | |

Goals by Period

| FLYERS | | | | | | PENGUINS | | | | | |
|--------|-----|-----|-----|----|-------|----------|-----|-----|-----|----|-------|
| | 1st | 2nd | 3rd | OT | Total | | 1st | 2nd | 3rd | OT | Total |
| Goals | 2 | 7 | 2 | 0 | 11 | Goals | 3 | 9 | 6 | 2 | 20 |

Shots by Period

| FLYERS | | | | | | PENGUINS | | | | | |
|--------|-----|-----|-----|----|-------|----------|-----|-----|-----|----|-------|
| | 1st | 2nd | 3rd | OT | Total | | 1st | 2nd | 3rd | OT | Total |
| Shots | 42 | 53 | 38 | 0 | 133 | Shots | 40 | 46 | 45 | 6 | 137 |

* - Overtime ** - Shootout



ST. LOUIS BLUES

WEBSITE: stlouisblues.com

Blues vs. Penguins

All-time scorer vs. Pittsburgh: Bernie Federko (41gp, 20-36-56)

All-time Pittsburgh scorer vs. St. Louis: Mario Lemieux (26gp, 25-33-58)

Longest St. Louis win streak vs. Pittsburgh: 5, Dec. 5, 1981-Oct. 4, 1983; Jan. 2, 1973-Dec. 28, 1973

Longest Pittsburgh win streak vs. St. Louis: 4, Jan. 26, 1998-Jan. 19, 2000; Feb. 3, 1972-Nov. 22, 1972

Longest St. Louis undefeated streak vs. Pittsburgh: 13, Oct. 28, 1982-Mar. 28, 1984 (12-0-1)

Longest Pittsburgh undefeated streak vs. St. Louis: 5, Nov. 1, 2008-Jan. 24, 2012 (3-0-2)

Last St. Louis win at home: Jan. 18, 2016 (5-2) [0-2-0 since last win]

Last Pittsburgh win at home: Nov. 25, 2015 (4-3 OT) [0-1-1 since last win]

Last St. Louis win at Pittsburgh: Oct. 4, 2017 (5-4 OT) [0-0-0 since last win]

Last Pittsburgh win at St. Louis: Feb. 11, 2018 (4-1) [0-0-0 since last win]

Most goals by St. Louis vs. Pittsburgh: 9, Oct. 18, 1989 (S, 9-3); Jan. 31, 1968 (S, 9-4)

Most goals by Pittsburgh vs. St. Louis: 10, Nov. 22, 1972 (P, 10-4)

Most goals by both teams: 14, Nov. 22, 1972 (P, 10-4)

Last St. Louis shutout vs. Pittsburgh: Jan. 24, 2017 (3-0) – Carter Hutton

Last Pittsburgh shutout vs. St. Louis: Dec. 19, 1996 (4-0) – Ken Wregget

Last St. Louis hat trick vs. Pittsburgh: Oct. 18, 1989 – Brett Hull

Last Pittsburgh hat trick vs. St. Louis: Dec. 19, 1996 – Mario Lemieux

Last Pittsburgh trade with St. Louis: June 23, 2017 – Ryan Reaves and a 2017 second-round draft pick to Pittsburgh in exchange for Oskar Sundqvist and a 2017 first-round draft pick

Pittsburgh's Overtime/Shootout Record vs. St. Louis: 3-6-6

Year By Year

| YEAR | PIT | ROAD | TOTAL | GF/GA | YEAR | PIT | ROAD | TOTAL | GF/GA |
|----------------|-------|-------|-------|-------|----------------|-----------------|----------------|-----------------|----------------|
| 1967-68 | 2-3-0 | 2-3-0 | 4-6-0 | 25-33 | 1994-95 | Did Not Play | | | |
| 1968-69 | 2-2-0 | 1-2-1 | 3-4-1 | 15-16 | 1995-96 | 1-0-0 | 0-1-0 | 1-1-0 | 10-7 |
| 1969-70 | 1-1-2 | 0-4-0 | 1-5-2 | 11-28 | 1996-97 | 1-0-0 | 1-0-0 | 2-0-0 | 8-2 |
| 1970-71 | 0-1-2 | 0-2-1 | 0-3-3 | 13-16 | 1997-98 | 1-0-0 | 0-1-0 | 1-1-0 | 5-6 |
| 1971-72 | 1-2-0 | 2-1-0 | 3-3-0 | 17-13 | 1998-99 | 1-0-0 | 1-0-0 | 2-0-0 | 6-4 |
| 1972-73 | 2-0-0 | 1-2-0 | 3-2-0 | 25-20 | 1999-00 | 1-0-0 | 0-0-0 | 1-0-0 | 3-1 |
| 1973-74 | 1-1-1 | 1-2-0 | 2-3-1 | 19-19 | 2000-01 | 1-0-0 | 0-1-0 | 1-1-0 | 8-7 |
| 1974-75 | 1-0-1 | 0-1-1 | 1-1-2 | 11-13 | 2001-02 | 0-1-0 | 0-0-1 | 0-1-1 | 2-6 |
| 1975-76 | 1-1-0 | 1-1-0 | 2-2-0 | 17-14 | 2002-03 | 1-0-0 | 0-0-0 | 1-0-0 | 2-1 |
| 1976-77 | 2-0-0 | 1-1-0 | 3-1-0 | 17-13 | 2003-04 | 0-0-0 | 0-0-1 | 0-0-1 | 2-3 |
| 1977-78 | 1-0-1 | 1-1-0 | 2-1-1 | 13-11 | 2004-05 | No Season | | | |
| 1978-79 | 1-0-1 | 1-1-0 | 2-1-1 | 16-16 | 2005-06 | 0-0-0 | 0-1-0 | 0-1-0 | 0-3 |
| 1979-80 | 1-1-0 | 0-1-1 | 1-2-1 | 12-14 | 2006-07 | 0-1-0 | 0-0-0 | 0-1-0 | 1-4 |
| 1980-81 | 2-0-0 | 0-2-0 | 2-2-0 | 19-19 | 2007-08 | Did Not Play | | | |
| 1981-82 | 1-0-0 | 0-2-0 | 1-2-0 | 9-10 | 2008-09 | 0-0-0 | 1-0-0 | 1-0-0 | 6-3 |
| 1982-83 | 0-2-0 | 0-1-0 | 0-3-0 | 11-16 | 2009-10 | 1-0-0 | 0-0-0 | 1-0-0 | 5-1 |
| 1983-84 | 0-0-1 | 0-2-0 | 0-2-1 | 7-11 | 2010-11 | 0-0-0 | 0-0-1 | 0-0-1 | 0-1 |
| 1984-85 | 1-1-0 | 0-1-0 | 1-2-0 | 10-15 | 2011-12 | 0-0-1 | 1-0-0 | 1-0-1 | 4-5 |
| 1985-86 | 0-1-0 | 2-0-0 | 2-1-0 | 16-11 | 2012-13 | Did Not Play | | | |
| 1986-87 | 1-0-1 | 0-0-1 | 1-0-2 | 13-12 | 2013-14 | 0-1-0 | 0-1-0 | 0-2-0 | 1-3 |
| 1987-88 | 0-1-0 | 0-2-0 | 0-3-0 | 10-22 | 2014-15 | 0-0-1 | 1-0-0 | 1-0-1 | 6-5 |
| 1988-89 | 1-0-1 | 0-1-0 | 1-1-1 | 15-9 | 2015-16 | 1-0-0 | 0-1-0 | 1-1-0 | 6-8 |
| 1989-90 | 0-1-0 | 0-2-0 | 0-3-0 | 10-16 | 2016-17 | 0-1-0 | 1-0-0 | 1-1-0 | 4-4 |
| 1990-91 | 1-1-0 | 0-1-0 | 1-2-0 | 9-10 | 2017-18 | 0-0-1 | 1-0-0 | 1-0-1 | 8-6 |
| 1991-92 | 1-0-0 | 0-1-0 | 1-1-0 | 5-7 | TOTALS | 34-23-15 | 20-44-9 | 54-67-24 | 450-480 |
| 1992-93 | 1-0-0 | 0-1-0 | 1-1-0 | 12-10 | | | | | |
| 1993-94 | 0-0-1 | 0-0-1 | 0-0-2 | 6-6 | | | | | |

ST. LOUIS BLUES vs. PITTSBURGH PENGUINS 2017-2018 REGULAR SEASON

at ST. LOUIS BLUES

| Date | Score | W Goal |
|------------|---------------|------------|
| 11 Feb '18 | PIT 4 @ STL 1 | Bryan Rust |

at PITTSBURGH PENGUINS

| Date | Score | W Goal |
|--------------|---------------|------------------|
| 04 Oct '17 * | STL 5 @ PIT 4 | Alex Pietrangelo |

Individual Scoring

| BLUES | | | | | | | | | |
|--------------------|----|---|---|---|-----|-----|----|----|--|
| Player | GP | G | A | P | +/- | PIM | PP | SH | |
| Alex Pietrangelo | 2 | 2 | 0 | 2 | -2 | 2 | 0 | 0 | |
| Brayden Schenn | 2 | 1 | 1 | 2 | -1 | 2 | 0 | 0 | |
| Paul Stastny | 2 | 1 | 1 | 2 | 0 | 0 | 0 | 0 | |
| Jaden Schwartz | 2 | 0 | 2 | 2 | 0 | 0 | 0 | 0 | |
| Vladimir Sobotka | 2 | 0 | 2 | 2 | 0 | 0 | 0 | 0 | |
| Kyle Brodziak | 2 | 1 | 0 | 1 | 0 | 0 | 0 | 0 | |
| Colton Parayko | 2 | 1 | 0 | 1 | -1 | 0 | 1 | 0 | |
| Carl Gunnarsson | 2 | 0 | 1 | 1 | 0 | 0 | 0 | 0 | |
| Vladimir Tarasenko | 2 | 0 | 1 | 1 | -2 | 0 | 0 | 0 | |
| Chris Thorburn | 2 | 0 | 1 | 1 | 0 | 0 | 0 | 0 | |
| Scottie Upshall | 2 | 0 | 1 | 1 | 0 | 0 | 0 | 0 | |
| Robert Bortuzzo | 2 | 0 | 0 | 0 | -1 | 4 | 0 | 0 | |
| Vince Dunn | 2 | 0 | 0 | 0 | 1 | 0 | 0 | 0 | |
| Dmitrij Jaskin | 2 | 0 | 0 | 0 | 1 | 0 | 0 | 0 | |
| Ivan Barbashev | 1 | 0 | 0 | 0 | 0 | 0 | 0 | 0 | |
| Patrik Berglund | 1 | 0 | 0 | 0 | -1 | 0 | 0 | 0 | |
| Jay Bouwmeester | 1 | 0 | 0 | 0 | -1 | 2 | 0 | 0 | |
| Joel Edmundson | 1 | 0 | 0 | 0 | 0 | 0 | 0 | 0 | |
| Magnus Paajarvi | 1 | 0 | 0 | 0 | -1 | 0 | 0 | 0 | |
| Alexander Steen | 1 | 0 | 0 | 0 | -3 | 2 | 0 | 0 | |
| Oskar Sundqvist | 1 | 0 | 0 | 0 | -2 | 0 | 0 | 0 | |
| Tage Thompson | 1 | 0 | 0 | 0 | -1 | 0 | 0 | 0 | |

Power Play: 1-7 14.3% / Penalty Killing: 6-7 85.7%

| PENGUINS | | | | | | | | | |
|------------------|----|---|---|---|-----|-----|----|----|--|
| Player | GP | G | A | P | +/- | PIM | PP | SH | |
| Sidney Crosby | 2 | 3 | 1 | 4 | 1 | 4 | 1 | 0 | |
| Bryan Rust | 2 | 1 | 3 | 4 | 2 | 0 | 0 | 0 | |
| Conor Sheary | 2 | 1 | 1 | 2 | 3 | 0 | 0 | 0 | |
| Jake Guentzel | 2 | 0 | 2 | 2 | -2 | 2 | 0 | 0 | |
| Evgeni Malkin | 2 | 0 | 2 | 2 | 0 | 0 | 0 | 0 | |
| Dominik Simon | 1 | 0 | 2 | 2 | 3 | 0 | 0 | 0 | |
| Olli Maatta | 2 | 1 | 0 | 1 | 4 | 2 | 0 | 0 | |
| Justin Schultz | 2 | 1 | 0 | 1 | 4 | 2 | 0 | 0 | |
| Riley Sheahan | 1 | 1 | 0 | 1 | 2 | 0 | 0 | 0 | |
| Greg McKegg | 1 | 0 | 1 | 1 | 0 | 0 | 0 | 0 | |
| Ian Cole | 2 | 0 | 0 | 0 | 2 | 0 | 0 | 0 | |
| Brian Dumoulin | 2 | 0 | 0 | 0 | -2 | 0 | 0 | 0 | |
| Carl Hagelin | 2 | 0 | 0 | 0 | 0 | 0 | 0 | 0 | |
| Phil Kessel | 2 | 0 | 0 | 0 | 0 | 2 | 0 | 0 | |
| Kris Letang | 2 | 0 | 0 | 0 | -3 | 0 | 0 | 0 | |
| Ryan Reaves | 2 | 0 | 0 | 0 | -1 | 2 | 0 | 0 | |
| Carter Rowney | 2 | 0 | 0 | 0 | -1 | 0 | 0 | 0 | |
| Zach Aston-Reese | 1 | 0 | 0 | 0 | 1 | 0 | 0 | 0 | |
| Matt Hunwick | 1 | 0 | 0 | 0 | -1 | 0 | 0 | 0 | |
| Tom Kuhnhackl | 1 | 0 | 0 | 0 | 0 | 0 | 0 | 0 | |
| Jamie Oleksiak | 1 | 0 | 0 | 0 | 1 | 0 | 0 | 0 | |
| Scott Wilson | 1 | 0 | 0 | 0 | 0 | 0 | 0 | 0 | |

Power Play: 1-7 14.3% / Penalty Killing: 6-7 85.7%

Goaltending

| BLUES | | | | | | | | | |
|------------|----|-----|-------|----|----|----|------|------|--|
| Goalie | GP | Min | WLOT | GA | SA | SV | GAA | SV% | |
| Jake Allen | 2 | 121 | 1-1-0 | 7 | 55 | 48 | 3.47 | .873 | |

| PENGUINS | | | | | | | | | |
|-------------|----|-----|-------|----|----|----|------|------|--|
| Goalie | GP | Min | WLOT | GA | SA | SV | GAA | SV% | |
| Matt Murray | 2 | 121 | 1-0-1 | 6 | 68 | 62 | 2.97 | .912 | |

Goals by Period

| BLUES | | | | | |
|-------|-----|-----|-----|----|-------|
| | 1st | 2nd | 3rd | OT | Total |
| Goals | 2 | 2 | 1 | 1 | 6 |

| PENGUINS | | | | | |
|----------|-----|-----|-----|----|-------|
| | 1st | 2nd | 3rd | OT | Total |
| Goals | 1 | 2 | 5 | 0 | 8 |

Shots by Period

| BLUES | | | | | |
|-------|-----|-----|-----|----|-------|
| | 1st | 2nd | 3rd | OT | Total |
| Shots | 22 | 22 | 23 | 1 | 68 |

| PENGUINS | | | | | |
|----------|-----|-----|-----|----|-------|
| | 1st | 2nd | 3rd | OT | Total |
| Shots | 19 | 16 | 21 | 0 | 56 |

* - Overtime ** - Shootout



SAN JOSE SHARKS

WEBSITE: sanjoshesharks.com

Sharks vs. Penguins

All-time scorer vs. Pittsburgh: Patrick Marleau (26gp, 11-8-19)

All-time Pittsburgh scorer vs. San Jose: Mario Lemieux (14gp, 17-32-49)

Longest San Jose win streak vs. Pittsburgh: 5, Dec. 12, 2002-Oct. 28, 2008

Longest Pittsburgh win streak vs. San Jose: 5, Dec. 5, 1991-Mar. 23, 1993

Longest San Jose undefeated streak vs. Pittsburgh: 6, Jan. 15, 1999-Jan. 30, 2002 (5-0-1)

Longest Pittsburgh undefeated streak vs. San Jose: 8, Dec. 5, 1991-Nov. 10, 1995 (6-0-2)

Last San Jose win at home: Jan. 20, 2018 (2-1) [0-0-0 since last win]

Last Pittsburgh win at home: Jan. 30, 2018 (5-2) [0-0-0 since last win]

Last San Jose win at Pittsburgh: Nov. 21, 2015 (3-1) [0-2-0 since last win]

Last Pittsburgh win at San Jose: Nov. 5, 2016 (5-0) [0-1-0 since last win]

Most goals by San Jose vs. Pittsburgh: 10, Jan. 13, 1996 (S, 10-8)

Most goals by Pittsburgh vs. San Jose: 10, Dec. 17, 1991 (P, 10-2)

Most goals by both teams: 18, Jan. 13, 1996 (S, 10-8)

Last San Jose shutout vs. Pittsburgh: Nov. 7, 2009 (5-0) – Evgeni Nabokov

Last Pittsburgh shutout vs. San Jose: Nov. 5, 2016 (5-0) – Matt Murray

Last San Jose hat trick vs. Pittsburgh: Jan. 13, 1996 – Ray Sheppard

Last Pittsburgh hat trick vs. San Jose: Jan. 30, 2018 – Evgeni Malkin

Last Pittsburgh trade with San Jose: June 30, 2013 – 2013 second-round draft pick to Pittsburgh in exchange for Tyler Kennedy

Pittsburgh's Overtime/Shootout Record vs. San Jose: 2-1-6

Year By Year

| YEAR | PIT | ROAD | TOTAL | GF/GA | YEAR | PIT | ROAD | TOTAL | GF/GA |
|---------|--------------|-------|-------|-------|---------------|--------------|---------------|----------------|----------------|
| 1991-92 | 1-0-0 | 2-0-0 | 3-0-0 | 25-5 | 2017-18 | 1-0-0 | 0-1-0 | 1-1-0 | 6-4 |
| 1992-93 | 1-0-0 | 1-0-0 | 2-0-0 | 16-6 | TOTALS | 9-5-3 | 8-10-4 | 17-15-7 | 136-103 |
| 1993-94 | 0-0-1 | 0-0-1 | 0-0-2 | 5-5 | | | | | |
| 1994-95 | Did Not Play | | | | | | | | |
| 1995-96 | 0-1-0 | 1-0-0 | 1-1-0 | 17-11 | | | | | |
| 1996-97 | 1-0-0 | 1-0-0 | 2-0-0 | 7-1 | | | | | |
| 1997-98 | 0-1-0 | 1-0-0 | 1-1-0 | 7-5 | | | | | |
| 1998-99 | 0-0-0 | 0-1-0 | 0-1-0 | 2-3 | | | | | |
| 1999-00 | 0-1-0 | 0-0-1 | 0-1-1 | 3-6 | | | | | |
| 2000-01 | 0-0-0 | 0-1-0 | 0-1-0 | 2-3 | | | | | |
| 2001-02 | 0-1-0 | 0-1-0 | 0-2-0 | 3-11 | | | | | |
| 2002-03 | 1-0-0 | 0-1-0 | 1-1-0 | 6-6 | | | | | |
| 2003-04 | 0-0-0 | 0-1-0 | 0-1-0 | 2-4 | | | | | |
| 2004-05 | No Season | | | | | | | | |
| 2005-06 | Did Not Play | | | | | | | | |
| 2006-07 | 0-0-0 | 0-1-0 | 0-1-0 | 2-3 | | | | | |
| 2007-08 | 0-0-1 | 0-0-0 | 0-0-1 | 1-1 | | | | | |
| 2008-09 | 1-0-0 | 0-1-0 | 1-1-0 | 2-3 | | | | | |
| 2009-10 | 0-0-0 | 0-1-0 | 0-1-0 | 0-5 | | | | | |
| 2010-11 | 0-0-1 | 0-0-0 | 0-0-1 | 2-3 | | | | | |
| 2011-12 | 0-0-0 | 0-0-1 | 0-0-1 | 3-3 | | | | | |
| 2012-13 | Did Not Play | | | | | | | | |
| 2013-14 | 1-0-0 | 0-1-0 | 1-1-0 | 8-6 | | | | | |
| 2014-15 | 1-0-0 | 0-0-1 | 1-0-1 | 3-3 | | | | | |
| 2015-16 | 0-1-0 | 1-0-0 | 1-1-0 | 6-4 | | | | | |
| 2016-17 | 1-0-0 | 1-0-0 | 2-0-0 | 8-2 | | | | | |

SAN JOSE SHARKS vs. PITTSBURGH PENGUINS 2017-2018 REGULAR SEASON

at SAN JOSE SHARKS

| Date | Score | W Goal |
|------------|---------------|-------------|
| 20 Jan '18 | PIT 1 @ SJS 2 | Tomas Hertl |

at PITTSBURGH PENGUINS

| Date | Score | W Goal |
|------------|---------------|---------------|
| 30 Jan '18 | SJS 2 @ PIT 5 | Evgeni Malkin |

Individual Scoring

| Player | SHARKS | | | | | | | | |
|---------------------|--------|---|---|---|-----|-----|----|----|--|
| | GP | G | A | P | +/- | PIM | PP | SH | |
| Brent Burns | 2 | 1 | 2 | 3 | -1 | 6 | 1 | 0 | |
| Joe Pavelski | 2 | 0 | 3 | 3 | -2 | 0 | 0 | 0 | |
| Logan Couture | 2 | 1 | 0 | 1 | -1 | 0 | 1 | 0 | |
| Tomas Hertl | 2 | 1 | 0 | 1 | -1 | 2 | 1 | 0 | |
| Timo Meier | 2 | 1 | 0 | 1 | 0 | 0 | 0 | 0 | |
| Mikkel Boedker | 2 | 0 | 1 | 1 | -1 | 0 | 0 | 0 | |
| Joonas Donskoi | 2 | 0 | 1 | 1 | 0 | 0 | 0 | 0 | |
| Kevin Labanc | 2 | 0 | 1 | 1 | -2 | 0 | 0 | 0 | |
| Justin Braun | 2 | 0 | 0 | 0 | -3 | 0 | 0 | 0 | |
| Dylan DeMelo | 2 | 0 | 0 | 0 | -1 | 2 | 0 | 0 | |
| Brenden Dillon | 2 | 0 | 0 | 0 | -3 | 0 | 0 | 0 | |
| Barclay Goodrow | 2 | 0 | 0 | 0 | -2 | 2 | 0 | 0 | |
| Melker Karlsson | 2 | 0 | 0 | 0 | 0 | 4 | 0 | 0 | |
| Joakim Ryan | 2 | 0 | 0 | 0 | 1 | 0 | 0 | 0 | |
| Chris Tierney | 2 | 0 | 0 | 0 | -2 | 0 | 0 | 0 | |
| Marc-Edouard Vlasic | 2 | 0 | 0 | 0 | -3 | 0 | 0 | 0 | |
| Joel Ward | 2 | 0 | 0 | 0 | -2 | 0 | 0 | 0 | |
| Marcus Sorensen | 1 | 0 | 0 | 0 | -2 | 0 | 0 | 0 | |
| Joe Thornton | 1 | 0 | 0 | 0 | 0 | 0 | 0 | 0 | |

Power Play: 3-8 37.5% / Penalty Killing: 6-6 100.0%

| Player | PENGUINS | | | | | | | | |
|--------------------|----------|---|---|---|-----|-----|----|----|--|
| | GP | G | A | P | +/- | PIM | PP | SH | |
| Evgeni Malkin | 2 | 3 | 0 | 3 | 2 | 2 | 0 | 0 | |
| Bryan Rust | 1 | 2 | 1 | 3 | 3 | 0 | 0 | 0 | |
| Sidney Crosby | 2 | 0 | 2 | 2 | 3 | 2 | 0 | 0 | |
| Conor Sheary | 2 | 1 | 0 | 1 | 1 | 0 | 0 | 0 | |
| Patric Hornqvist | 2 | 0 | 1 | 1 | 1 | 0 | 0 | 0 | |
| Phil Kessel | 2 | 0 | 1 | 1 | 1 | 2 | 0 | 0 | |
| Tom Kuhnhackl | 2 | 0 | 1 | 1 | 1 | 0 | 0 | 0 | |
| Kris Letang | 2 | 0 | 1 | 1 | 3 | 4 | 0 | 0 | |
| Riley Sheahan | 2 | 0 | 1 | 1 | 1 | 0 | 0 | 0 | |
| Dominik Simon | 2 | 0 | 1 | 1 | 1 | 2 | 0 | 0 | |
| Ian Cole | 1 | 0 | 1 | 1 | 1 | 2 | 0 | 0 | |
| Jean-Sebastien Dea | 2 | 0 | 0 | 0 | 0 | 0 | 0 | 0 | |
| Brian Dumoulin | 2 | 0 | 0 | 0 | 2 | 0 | 0 | 0 | |
| Jake Guentzel | 2 | 0 | 0 | 0 | 0 | 0 | 0 | 0 | |
| Carl Hagelin | 2 | 0 | 0 | 0 | 0 | 0 | 0 | 0 | |
| Olli Maatta | 2 | 0 | 0 | 0 | 0 | 0 | 0 | 0 | |
| Jamie Oleksiak | 2 | 0 | 0 | 0 | 1 | 2 | 0 | 0 | |
| Justin Schultz | 2 | 0 | 0 | 0 | 2 | 2 | 0 | 0 | |
| Matt Hunwick | 1 | 0 | 0 | 0 | 1 | 0 | 0 | 0 | |
| Ryan Reaves | 1 | 0 | 0 | 0 | 0 | 0 | 0 | 0 | |

Power Play: 0-6 0.0% / Penalty Killing: 5-8 62.5%

Goaltending

| Goalie | SHARKS | | | | | | | |
|--------------|--------|-----|-------|----|----|----|------|------|
| | GP | Min | WLOT | GA | SA | SV | GAA | SV% |
| Aaron Dell | 1 | 60 | 1-0-0 | 1 | 32 | 31 | 1.00 | .969 |
| Martin Jones | 1 | 58 | 0-1-0 | 4 | 30 | 26 | 4.12 | .867 |

| Goalie | PENGUINS | | | | | | | |
|---------------|----------|-----|-------|----|----|----|------|------|
| | GP | Min | WLOT | GA | SA | SV | GAA | SV% |
| Matt Murray | 1 | 60 | 1-0-0 | 2 | 42 | 40 | 2.00 | .952 |
| Casey DeSmith | 1 | 58 | 0-1-0 | 2 | 36 | 34 | 2.08 | .944 |

Goals by Period

| | SHARKS | | | | |
|-------|--------|-----|-----|----|-------|
| | 1st | 2nd | 3rd | OT | Total |
| Goals | 1 | 2 | 1 | 0 | 4 |

| | PENGUINS | | | | |
|-------|----------|-----|-----|----|-------|
| | 1st | 2nd | 3rd | OT | Total |
| Goals | 2 | 1 | 3 | 0 | 6 |

Shots by Period

| | SHARKS | | | | |
|-------|--------|-----|-----|----|-------|
| | 1st | 2nd | 3rd | OT | Total |
| Shots | 27 | 34 | 17 | 0 | 78 |

| | PENGUINS | | | | |
|-------|----------|-----|-----|----|-------|
| | 1st | 2nd | 3rd | OT | Total |
| Shots | 19 | 26 | 18 | 0 | 63 |

* - Overtime ** - Shootout



TAMPA BAY LIGHTNING

WEBSITE: tampabaylightning.com

Lightning vs. Penguins

All-time scorer vs. Pittsburgh: Vincent Lecavalier (52gp, 27-18-45) / Martin St. Louis (49gp, 15-30-45)

All-time Pittsburgh scorer vs. Tampa Bay: Sidney Crosby (37gp, 18-32-50)

Longest Tampa Bay win streak vs. Pittsburgh: 12, Nov. 8, 2003-Feb. 27, 2007

Longest Pittsburgh win streak vs. Tampa Bay: 10, Jan. 15, 2012-Dec. 15, 2014

Longest Tampa Bay undefeated streak vs. Pittsburgh: 12, Nov. 8, 2003-Feb. 27, 2007 (12-0-0)

Longest Pittsburgh undefeated streak vs. Tampa Bay: 10, Jan. 15, 2012-Dec. 15, 2014 (10-0-0)

Last Tampa Bay win at home: Oct. 21, 2017 (7-1) (0-0-0 since last win)

Last Pittsburgh win at home: Nov. 25, 2017 (5-2) (0-0-0 since last win)

Last Tampa Bay win at Pittsburgh: Feb. 20, 2016 (4-2) (0-3-0 since last win)

Last Pittsburgh win at Tampa Bay: Dec. 10, 2016 (4-3) (0-2-0 since last win)

Most goals by Tampa Bay vs. Pittsburgh: 9, Nov. 8, 2003 (T, 9-0)

Most goals by Pittsburgh vs. Tampa Bay: 10, Nov. 1, 1995 (P, 10-0)

Most goals by both teams: 11, Nov. 6, 1999 (T, 7-4); Dec. 21, 1993 (P, 8-3)

Last Tampa Bay shutout vs. Pittsburgh: Mar. 31, 2010 (2-0) – Mike Smith

Last Pittsburgh shutout vs. Tampa Bay: Nov. 29, 2013 (3-0) – Marc-Andre Fleury

Last Tampa Bay hat trick vs. Pittsburgh: Jan. 15, 2016 – Vladislav Namestnikov

Last Pittsburgh hat trick vs. Tampa Bay: Oct. 12, 2013 – Sidney Crosby

Last Pittsburgh trade with Tampa Bay: Mar. 1, 2017 – Mark Streit to Pittsburgh in exchange for a 2018 fourth-round draft pick

Pittsburgh's Overtime/Shootout Record vs. Tampa Bay: 4-4-7

Year By Year

| YEAR | PIT | ROAD | TOTAL | GF/GA |
|---------------|----------------|----------------|-----------------|----------------|
| 1992-93 | 0-0-1 | 1-0-0 | 1-0-1 | 8-7 |
| 1993-94 | 2-0-0 | 1-1-0 | 3-1-0 | 18-10 |
| 1994-95 | 1-1-0 | 1-0-0 | 2-1-0 | 13-10 |
| 1995-96 | 2-0-0 | 1-1-0 | 3-1-0 | 18-9 |
| 1996-97 | 1-1-0 | 0-1-1 | 1-2-1 | 18-16 |
| 1997-98 | 1-0-1 | 2-0-0 | 3-0-1 | 14-4 |
| 1998-99 | 2-0-0 | 2-1-0 | 4-1-0 | 15-10 |
| 1999-00 | 1-1-0 | 0-2-0 | 1-3-0 | 10-14 |
| 2000-01 | 2-0-0 | 0-1-1 | 2-1-1 | 9-10 |
| 2001-02 | 2-0-0 | 0-1-1 | 2-1-1 | 11-9 |
| 2002-03 | 1-0-1 | 1-1-0 | 2-1-1 | 12-12 |
| 2003-04 | 0-2-0 | 0-2-0 | 0-4-0 | 4-23 |
| 2004-05 | No Season | | | |
| 2005-06 | 0-1-1 | 0-2-0 | 0-3-1 | 6-12 |
| 2006-07 | 0-0-2 | 0-2-0 | 0-2-2 | 8-14 |
| 2007-08 | 1-1-0 | 2-0-0 | 3-1-0 | 10-6 |
| 2008-09 | 1-1-0 | 2-0-0 | 3-1-0 | 13-10 |
| 2009-10 | 1-1-0 | 1-1-0 | 2-2-0 | 7-7 |
| 2010-11 | 2-0-0 | 0-2-0 | 2-2-0 | 17-9 |
| 2011-12 | 2-0-0 | 1-1-0 | 3-1-0 | 19-10 |
| 2012-13 | 2-0-0 | 1-0-0 | 3-0-0 | 15-9 |
| 2013-14 | 1-0-0 | 2-0-0 | 3-0-0 | 12-7 |
| 2014-15 | 2-0-0 | 0-1-0 | 2-1-0 | 13-9 |
| 2015-16 | 0-1-0 | 0-1-1 | 0-2-1 | 9-15 |
| 2016-17 | 2-0-0 | 1-0-0 | 3-0-0 | 15-7 |
| 2017-18 | 1-0-0 | 0-2-0 | 1-2-0 | 10-14 |
| TOTALS | 30-10-6 | 19-23-4 | 49-33-10 | 304-263 |

TAMPA BAY LIGHTNING vs. PITTSBURGH PENGUINS 2017-2018 REGULAR SEASON

at TAMPA BAY LIGHTNING

| Date | Score | W Goal |
|------------|---------------|-----------------|
| 21 Oct '17 | PIT 1 @ TBL 7 | Steven Stamkos |
| 12 Oct '17 | PIT 4 @ TBL 5 | Slater Koekkoek |

at PITTSBURGH PENGUINS

| Date | Score | W Goal |
|------------|---------------|---------------|
| 25 Nov '17 | TBL 2 @ PIT 5 | Sidney Crosby |

Individual Scoring

| LIGHTNING | | | | | | | | | | PENGUINS | | | | | | | | | |
|-----------------------|----|---|---|---|-----|-----|----|----|--|------------------|----|---|---|---|-----|-----|----|----|--|
| Player | GP | G | A | P | +/- | PIM | PP | SH | | Player | GP | G | A | P | +/- | PIM | PP | SH | |
| Alex Killorn | 3 | 0 | 6 | 6 | 4 | 0 | 0 | 0 | | Phil Kessel | 3 | 2 | 3 | 5 | -1 | 6 | 1 | 0 | |
| Nikita Kucherov | 3 | 3 | 2 | 5 | -1 | 0 | 1 | 0 | | Bryan Rust | 3 | 2 | 2 | 4 | 0 | 0 | 1 | 1 | |
| Steven Stamkos | 3 | 2 | 3 | 5 | -1 | 0 | 2 | 0 | | Sidney Crosby | 3 | 2 | 1 | 3 | -1 | 12 | 2 | 0 | |
| Yanni Gourde | 3 | 1 | 2 | 3 | 1 | 2 | 0 | 0 | | Jake Guentzel | 3 | 2 | 1 | 3 | 0 | 4 | 1 | 0 | |
| Mikhail Sergachev | 3 | 1 | 2 | 3 | -1 | 2 | 1 | 0 | | Kris Letang | 3 | 0 | 2 | 2 | -2 | 4 | 0 | 0 | |
| Vladislav Namestnikov | 3 | 0 | 3 | 3 | -2 | 0 | 0 | 0 | | Justin Schultz | 3 | 0 | 2 | 2 | -2 | 2 | 0 | 0 | |
| Slater Koekkoek | 3 | 2 | 0 | 2 | 1 | 2 | 0 | 0 | | Conor Sheary | 3 | 1 | 0 | 1 | 2 | 0 | 0 | 0 | |
| Victor Hedman | 3 | 1 | 1 | 2 | 2 | 0 | 1 | 0 | | Matt Hunwick | 2 | 1 | 0 | 1 | 0 | 4 | 0 | 0 | |
| Ondrej Palat | 3 | 1 | 1 | 2 | 1 | 2 | 1 | 0 | | Patric Hornqvist | 3 | 0 | 1 | 1 | -3 | 2 | 0 | 0 | |
| Brayden Point | 3 | 1 | 1 | 2 | 1 | 0 | 0 | 0 | | Olli Maatta | 3 | 0 | 1 | 1 | -2 | 0 | 0 | 0 | |
| Anton Stralman | 3 | 1 | 1 | 2 | 3 | 2 | 0 | 0 | | Greg McKegg | 3 | 0 | 1 | 1 | 1 | 2 | 0 | 0 | |
| Braydon Coburn | 3 | 0 | 2 | 2 | 2 | 4 | 0 | 0 | | Chad Ruhwedel | 3 | 0 | 1 | 1 | 2 | 0 | 0 | 0 | |
| Tyler Johnson | 3 | 0 | 2 | 2 | 1 | 2 | 0 | 0 | | Riley Sheahan | 1 | 0 | 1 | 1 | 1 | 0 | 0 | 0 | |
| Cory Conacher | 1 | 1 | 0 | 1 | 1 | 0 | 0 | 0 | | Brian Dumoulin | 3 | 0 | 0 | 0 | -1 | 0 | 0 | 0 | |
| Chris Kunitz | 3 | 0 | 1 | 1 | 1 | 0 | 0 | 0 | | Carl Hagelin | 3 | 0 | 0 | 0 | -1 | 2 | 0 | 0 | |
| Ryan Callahan | 3 | 0 | 0 | 0 | 1 | 2 | 0 | 0 | | Tom Kuhnhackl | 3 | 0 | 0 | 0 | -2 | 0 | 0 | 0 | |
| Dan Girardi | 3 | 0 | 0 | 0 | -1 | 4 | 0 | 0 | | Ryan Reaves | 3 | 0 | 0 | 0 | -1 | 4 | 0 | 0 | |
| Jake Dotchin | 2 | 0 | 0 | 0 | 1 | 2 | 0 | 0 | | Carter Rowney | 3 | 0 | 0 | 0 | -1 | 2 | 0 | 0 | |
| Gabriel Dumont | 2 | 0 | 0 | 0 | 1 | 2 | 0 | 0 | | Evgeni Malkin | 2 | 0 | 0 | 0 | -4 | 0 | 0 | 0 | |
| Cedric Paquette | 1 | 0 | 0 | 0 | 0 | 4 | 0 | 0 | | Ian Cole | 1 | 0 | 0 | 0 | -1 | 0 | 0 | 0 | |

Power Play: 6-16 37.5% / Penalty Killing: 9-14 64.3%

Power Play: 5-14 35.7% / Penalty Killing: 10-16 62.5%

Goaltending

| LIGHTNING | | | | | | | | | | PENGUINS | | | | | | | | | |
|--------------------|----|-----|-------|----|----|----|------|------|--|---------------|----|-----|-------|----|----|----|------|------|--|
| Goalie | GP | Min | WLOT | GA | SA | SV | GAA | SV% | | Goalie | GP | Min | WLOT | GA | SA | SV | GAA | SV% | |
| Andrei Vasilevskiy | 2 | 120 | 2-0-0 | 5 | 69 | 64 | 2.50 | .928 | | Tristan Jarry | 1 | 60 | 1-0-0 | 2 | 35 | 33 | 2.00 | .943 | |
| Peter Budaj | 1 | 60 | 0-1-0 | 5 | 34 | 29 | 5.00 | .853 | | Antti Niemi | 2 | 119 | 0-2-0 | 12 | 66 | 54 | 6.06 | .818 | |

Goals by Period

| LIGHTNING | | | | | | PENGUINS | | | | | |
|-----------|-----|-----|-----|----|-------|----------|-----|-----|-----|----|-------|
| | 1st | 2nd | 3rd | OT | Total | | 1st | 2nd | 3rd | OT | Total |
| Goals | 5 | 7 | 2 | 0 | 14 | Goals | 4 | 3 | 3 | 0 | 10 |

Shots by Period

| LIGHTNING | | | | | | PENGUINS | | | | | |
|-----------|-----|-----|-----|----|-------|----------|-----|-----|-----|----|-------|
| | 1st | 2nd | 3rd | OT | Total | | 1st | 2nd | 3rd | OT | Total |
| Shots | 43 | 42 | 16 | 0 | 101 | Shots | 27 | 42 | 34 | 0 | 103 |

* - Overtime ** - Shootout



TORONTO MAPLE LEAFS

WEBSITE: torontomapleleafs.com

Maple Leafs vs. Penguins

All-time scorer vs. Pittsburgh: Darryl Sittler [53gp, 29-37-66]

All-time Pittsburgh scorer vs. Toronto: Mario Lemieux [33gp, 31-40-71]

Longest Toronto win streak vs. Pittsburgh: 5, Dec. 10, 2002-Feb. 16, 2004

Longest Pittsburgh win streak vs. Toronto: 7, Nov. 27, 2013-Oct. 31, 2015

Longest Toronto undefeated streak vs. Pittsburgh: 8, Jan. 13, 1968-Mar. 1, 1969 [4-0-4]

Longest Pittsburgh undefeated streak vs. Toronto: 10, Nov. 27, 2013-Dec. 17, 2016 [8-0-2]

Last Toronto win at home: Mar. 10, 2018 [5-2] [0-0-0 since last win]

Last Pittsburgh win at home: Feb. 17, 2018 [5-3] [0-0-0 since last win]

Last Toronto win at Pittsburgh: Dec. 9, 2017 [4-3] [0-1-0 since last win]

Last Pittsburgh win at Toronto: Oct. 31, 2015 [4-0] [0-2-1 since last win]

Most goals by Toronto vs. Pittsburgh: 9, Jan. 7, 1980 [T, 9-5]

Most goals by Pittsburgh vs. Toronto: 12, Dec. 26, 1991 [P, 12-1]

Most goals by both teams: 15, Feb. 21, 1991 [P, 11-4]

Last Toronto shutout vs. Pittsburgh: Feb. 1, 2012 [1-0] – James Reimer

Last Pittsburgh shutout vs. Toronto: Oct. 31, 2015 [4-0] – Marc-Andre Fleury

Last Toronto hat trick vs. Pittsburgh: Mar. 5, 1980 – Darryl Sittler

Last Pittsburgh hat trick vs. Toronto: Nov. 26, 2014 – Blake Comeau

Last Pittsburgh trade with Toronto: Mar. 1, 2017 – Frank Corrado to Pittsburgh in exchange for Eric Fehr, Steve Oleksy and a 2017 fourth-round draft pick

Pittsburgh's Overtime/Shootout Record vs. Toronto: 8-7-4

Year By Year

| YEAR | PIT | ROAD | TOTAL | GF/GA | YEAR | PIT | ROAD | TOTAL | GF/GA |
|----------------|-------|-------|-------|-------|----------------|----------------|-----------------|-----------------|----------------|
| 1967-68 | 1-0-1 | 1-1-0 | 2-1-1 | 9-14 | 1994-95 | Did Not Play | | | |
| 1968-69 | 0-2-1 | 0-1-2 | 0-3-3 | 11-19 | 1995-96 | 1-0-0 | 0-1-0 | 1-1-0 | 9-7 |
| 1969-70 | 1-0-2 | 1-2-0 | 2-2-2 | 14-19 | 1996-97 | 1-0-0 | 1-0-0 | 2-0-0 | 12-8 |
| 1970-71 | 2-1-0 | 0-2-1 | 2-3-1 | 18-18 | 1997-98 | 1-0-0 | 1-0-0 | 2-0-0 | 8-1 |
| 1971-72 | 1-2-0 | 1-2-0 | 2-4-0 | 13-14 | 1998-99 | 1-1-0 | 1-1-0 | 2-2-0 | 13-13 |
| 1972-73 | 2-1-0 | 0-1-1 | 2-2-1 | 18-17 | 1999-00 | 2-0-0 | 1-0-1 | 3-0-1 | 14-8 |
| 1973-74 | 0-2-0 | 1-1-1 | 1-3-1 | 13-20 | 2000-01 | 1-1-0 | 0-1-0 | 1-2-0 | 10-12 |
| 1974-75 | 2-0-0 | 2-1-0 | 4-1-0 | 31-21 | 2001-02 | 1-1-0 | 1-1-0 | 2-2-0 | 6-10 |
| 1975-76 | 3-0-0 | 1-1-0 | 4-1-0 | 32-18 | 2002-03 | 0-2-0 | 1-1-0 | 1-3-0 | 9-18 |
| 1976-77 | 1-1-0 | 1-0-2 | 2-1-2 | 19-16 | 2003-04 | 0-2-0 | 1-1-0 | 1-3-0 | 9-19 |
| 1977-78 | 1-2-0 | 2-0-0 | 3-2-0 | 17-22 | 2004-05 | No Season | | | |
| 1978-79 | 1-1-0 | 0-2-0 | 1-3-0 | 10-19 | 2005-06 | 0-1-1 | 0-1-1 | 0-2-2 | 7-12 |
| 1979-80 | 1-1-0 | 1-1-0 | 2-2-0 | 18-20 | 2006-07 | 2-0-0 | 1-0-1 | 3-0-1 | 22-13 |
| 1980-81 | 1-1-0 | 0-1-1 | 1-2-1 | 15-16 | 2007-08 | 1-1-0 | 1-1-0 | 2-2-0 | 16-15 |
| 1981-82 | 0-1-1 | 0-0-1 | 0-1-2 | 10-12 | 2008-09 | 1-1-0 | 0-2-0 | 1-3-0 | 13-19 |
| 1982-83 | 1-0-0 | 0-2-0 | 1-2-0 | 8-15 | 2009-10 | 1-1-0 | 2-0-0 | 3-1-0 | 16-11 |
| 1983-84 | 1-1-0 | 0-0-1 | 1-1-1 | 8-7 | 2010-11 | 1-1-0 | 1-0-1 | 2-1-1 | 15-14 |
| 1984-85 | 0-1-0 | 2-0-0 | 2-1-0 | 12-9 | 2011-12 | 2-0-0 | 0-2-0 | 2-2-0 | 10-11 |
| 1985-86 | 2-0-0 | 1-0-0 | 3-0-0 | 18-9 | 2012-13 | 0-1-0 | 2-0-0 | 2-1-0 | 9-10 |
| 1986-87 | 1-0-0 | 0-2-0 | 1-2-0 | 12-13 | 2013-14 | 2-0-0 | 0-1-0 | 2-1-0 | 9-10 |
| 1987-88 | 1-1-0 | 1-0-0 | 2-1-0 | 9-9 | 2014-15 | 1-0-0 | 2-0-0 | 3-0-0 | 11-6 |
| 1988-89 | 1-0-0 | 1-1-0 | 2-1-0 | 16-10 | 2015-16 | 1-0-1 | 1-0-0 | 2-0-1 | 8-3 |
| 1989-90 | 1-1-0 | 0-1-0 | 1-2-0 | 17-21 | 2016-17 | 1-0-0 | 0-1-1 | 1-1-1 | 8-8 |
| 1990-91 | 1-0-0 | 1-1-0 | 2-1-0 | 20-15 | 2017-18 | 1-1-0 | 0-1-0 | 1-2-0 | 10-12 |
| 1991-92 | 2-0-0 | 0-1-0 | 2-1-0 | 22-8 | TOTALS | 50-34-8 | 34-40-16 | 84-74-24 | 645-636 |
| 1992-93 | 0-0-1 | 0-1-0 | 0-1-1 | 5-7 | | | | | |
| 1993-94 | 0-1-0 | 0-0-1 | 0-1-1 | 6-8 | | | | | |

TORONTO MAPLE LEAFS vs. PITTSBURGH PENGUINS

2017-2018 REGULAR SEASON

at TORONTO MAPLE LEAFS

| Date | Score | W Goal |
|------------|---------------|-------------|
| 10 Mar '18 | PIT 2 @ TOR 5 | Nazem Kadri |

at PITTSBURGH PENGUINS

| Date | Score | W Goal |
|------------|---------------|-------------|
| 17 Feb '18 | TOR 3 @ PIT 5 | Olli Maatta |
| 09 Dec '17 | TOR 4 @ PIT 3 | Tyler Bozak |

Individual Scoring

| MAPLE LEAFS | | | | | | | | | | PENGUINS | | | | | | | | | |
|--------------------|----|---|---|---|-----|-----|----|----|--|------------------|----|---|---|---|-----|-----|----|----|--|
| Player | GP | G | A | P | +/- | PIM | PP | SH | | Player | GP | G | A | P | +/- | PIM | PP | SH | |
| Tyler Bozak | 3 | 3 | 3 | 6 | 5 | 0 | 0 | 0 | | Evgeni Malkin | 3 | 2 | 3 | 5 | 2 | 2 | 1 | 0 | |
| Mitchell Marner | 3 | 1 | 4 | 5 | 0 | 0 | 1 | 0 | | Kris Letang | 3 | 0 | 4 | 4 | 1 | 2 | 0 | 0 | |
| Morgan Rielly | 3 | 0 | 4 | 4 | -2 | 0 | 0 | 0 | | Bryan Rust | 2 | 1 | 2 | 3 | 2 | 0 | 0 | 0 | |
| Connor Brown | 3 | 2 | 1 | 3 | 1 | 0 | 0 | 0 | | Sidney Crosby | 3 | 2 | 0 | 2 | 2 | 0 | 0 | 0 | |
| Nazem Kadri | 3 | 2 | 0 | 2 | -3 | 0 | 1 | 0 | | Carl Hagelin | 3 | 1 | 1 | 2 | 2 | 0 | 0 | 0 | |
| Patrick Marleau | 3 | 2 | 0 | 2 | -3 | 2 | 1 | 0 | | Dominik Simon | 2 | 0 | 2 | 2 | -2 | 0 | 0 | 0 | |
| James van Riemsdyk | 3 | 1 | 1 | 2 | 5 | 0 | 0 | 0 | | Olli Maatta | 3 | 1 | 0 | 1 | -1 | 0 | 0 | 0 | |
| Ron Hainsey | 3 | 0 | 2 | 2 | -2 | 0 | 0 | 0 | | Riley Sheahan | 3 | 1 | 0 | 1 | -3 | 0 | 0 | 0 | |
| Roman Polak | 3 | 0 | 2 | 2 | 3 | 2 | 0 | 0 | | Patric Hornqvist | 2 | 1 | 0 | 1 | 0 | 0 | 0 | 0 | |
| Kasperii Kapanen | 2 | 1 | 0 | 1 | 0 | 0 | 0 | 0 | | Zach Aston-Reese | 1 | 1 | 0 | 1 | 1 | 0 | 0 | 0 | |
| Jake Gardiner | 3 | 0 | 1 | 1 | 0 | 0 | 0 | 0 | | Brian Dumoulin | 3 | 0 | 1 | 1 | 1 | 2 | 0 | 0 | |
| Leo Komarov | 3 | 0 | 1 | 1 | -1 | 2 | 0 | 0 | | Jake Guentzel | 3 | 0 | 1 | 1 | -1 | 2 | 0 | 0 | |
| Travis Dermott | 2 | 0 | 1 | 1 | 0 | 0 | 0 | 0 | | Phil Kessel | 3 | 0 | 1 | 1 | -3 | 0 | 0 | 0 | |
| Auston Matthews | 2 | 0 | 1 | 1 | 0 | 0 | 0 | 0 | | Ian Cole | 2 | 0 | 1 | 1 | 1 | 2 | 0 | 0 | |
| Josh Leivo | 1 | 0 | 1 | 1 | 1 | 0 | 0 | 0 | | Matt Hunwick | 2 | 0 | 1 | 1 | -2 | 0 | 0 | 0 | |
| Zach Hyman | 3 | 0 | 0 | 0 | -1 | 2 | 0 | 0 | | Ryan Reaves | 2 | 0 | 1 | 1 | 0 | 0 | 0 | 0 | |
| William Nylander | 3 | 0 | 0 | 0 | -1 | 0 | 0 | 0 | | Chad Ruhwedel | 2 | 0 | 1 | 1 | -2 | 0 | 0 | 0 | |
| Dominic Moore | 2 | 0 | 0 | 0 | -2 | 2 | 0 | 0 | | Carter Rowney | 3 | 0 | 0 | 0 | 0 | 0 | 0 | 0 | |
| Nikita Zaitsev | 2 | 0 | 0 | 0 | -1 | 2 | 0 | 0 | | Conor Sheary | 3 | 0 | 0 | 0 | 2 | 0 | 0 | 0 | |
| Andreas Borgman | 1 | 0 | 0 | 0 | 2 | 2 | 0 | 0 | | Jamie Oleksiak | 2 | 0 | 0 | 0 | 2 | 2 | 0 | 0 | |
| Connor Carrick | 1 | 0 | 0 | 0 | 0 | 2 | 0 | 0 | | Derick Brassard | 1 | 0 | 0 | 0 | -1 | 0 | 0 | 0 | |
| Matt Martin | 1 | 0 | 0 | 0 | -1 | 0 | 0 | 0 | | Josh Jooris | 1 | 0 | 0 | 0 | 0 | 0 | 0 | 0 | |
| Tomas Plekanec | 1 | 0 | 0 | 0 | 0 | 0 | 0 | 0 | | Tom Kuhnhackl | 1 | 0 | 0 | 0 | 0 | 0 | 0 | 0 | |
| | | | | | | | | | | Justin Schultz | 1 | 0 | 0 | 0 | 0 | 0 | 0 | 0 | |

Power Play: 3-5 60.0% / Penalty Killing: 7-8 87.5%

Power Play: 1-8 12.5% / Penalty Killing: 2-5 40.0%

Goaltending

| MAPLE LEAFS | | | | | | | | | | PENGUINS | | | | | | | | | |
|-------------------|----|-----|-------|----|-----|-----|------|------|--|---------------|----|-----|-------|----|----|----|------|------|--|
| Goalie | GP | Min | WLOT | GA | SA | SV | GAA | SV% | | Goalie | GP | Min | WLOT | GA | SA | SV | GAA | SV% | |
| Frederik Andersen | 3 | 178 | 2-1-0 | 10 | 115 | 105 | 3.38 | .913 | | Matt Murray | 1 | 60 | 1-0-0 | 3 | 32 | 29 | 3.00 | .906 | |
| | | | | | | | | | | Casey DeSmith | 2 | 56 | 0-1-0 | 1 | 18 | 17 | 1.07 | .944 | |
| | | | | | | | | | | Tristan Jarry | 2 | 60 | 0-1-0 | 7 | 32 | 25 | 7.05 | .781 | |

Goals by Period

| MAPLE LEAFS | | | | | | PENGUINS | | | | | |
|-------------|-----|-----|-----|----|-------|----------|-----|-----|-----|----|-------|
| | 1st | 2nd | 3rd | OT | Total | | 1st | 2nd | 3rd | OT | Total |
| Goals | 7 | 4 | 1 | 0 | 12 | Goals | 2 | 3 | 5 | 0 | 10 |

Shots by Period

| MAPLE LEAFS | | | | | | PENGUINS | | | | | |
|-------------|-----|-----|-----|----|-------|----------|-----|-----|-----|----|-------|
| | 1st | 2nd | 3rd | OT | Total | | 1st | 2nd | 3rd | OT | Total |
| Shots | 36 | 26 | 21 | 0 | 83 | Shots | 37 | 42 | 36 | 0 | 115 |

* - Overtime ** - Shootout



VANCOUVER CANUCKS

WEBSITE: vancouvercanucks.com

Canucks vs. Penguins

All-time scorer vs. Pittsburgh: Don Lever (33gp, 17-17-34)

All-time Pittsburgh scorer vs. Vancouver: Mario Lemieux (28gp, 26-35-61)

Longest Vancouver win streak vs. Pittsburgh: 5, Nov. 21, 2001-Jan. 16, 2006

Longest Pittsburgh win streak vs. Vancouver: 9, Mar. 5, 1991-Feb. 27, 1996

Longest Vancouver undefeated streak vs. Pittsburgh: 8, Nov. 21, 2001-Jan. 16, 2010 (7-0-1)

Longest Pittsburgh undefeated streak vs. Vancouver: 9, Mar. 5, 1991-Feb. 27, 1996 (9-0-0)

Last Vancouver win at home: Nov. 4, 2017 (4-2) [0-0-0 since last win]

Last Pittsburgh win at home: Feb. 14, 2017 (4-0) [0-1-0 since last win]

Last Vancouver win at Pittsburgh: Nov. 22, 2017 (5-2) [0-0-0 since last win]

Last Pittsburgh win at Vancouver: Mar. 11, 2017 (3-0) [0-1-0 since last win]

Most goals by Vancouver vs. Pittsburgh: 10, Dec. 19, 1980 (V, 10-4)

Most goals by Pittsburgh vs.

Vancouver: 9, Feb. 15, 1986 (P, 9-4); Mar. 13, 1979 (P, 9-3); Oct. 6, 1976 (P, 9-5)

Most goals by both teams: 14, Feb. 29, 1985 (V, 9-5); Dec. 19, 1980 (V, 10-4); Oct. 6, 1976 (P, 9-5); Mar. 16, 1974 (P, 8-6)

Last Vancouver shutout vs.

Pittsburgh: Feb. 7, 2015 (5-0) – Ryan Miller

Last Pittsburgh shutout vs.

Vancouver: Mar. 11, 2017 (3-0) – Matt Murray

Last Vancouver hat trick vs.

Pittsburgh: Nov. 4, 2017 – Brock Boeser

Last Pittsburgh hat trick vs.

Vancouver: Jan. 23, 2016 – Evgeni Malkin

Last Pittsburgh trade with

Vancouver: Oct. 3, 2017 – Andrey Pedan and a 2018 fourth-round draft pick to Pittsburgh in exchange for Derrick Pouliot

Pittsburgh's Overtime/Shootout Record vs. Vancouver: 7-1-4

Year By Year

| YEAR | PIT | ROAD | TOTAL | GF/GA | YEAR | PIT | ROAD | TOTAL | GF/GA |
|---------|--------------|-------|-------|-------|---------------|----------------|----------------|-----------------|----------------|
| 1970-71 | 3-0-0 | 1-1-1 | 4-1-1 | 24-15 | 1997-98 | 1-0-0 | 1-0-0 | 2-0-0 | 10-8 |
| 1971-72 | 2-1-0 | 2-1-0 | 4-2-0 | 21-20 | 1998-99 | 1-0-0 | 0-0-1 | 1-0-1 | 8-7 |
| 1972-73 | 2-1-0 | 1-1-0 | 3-2-0 | 18-14 | 1999-00 | 1-0-0 | 0-0-0 | 1-0-0 | 3-0 |
| 1973-74 | 2-0-0 | 2-1-0 | 4-1-0 | 27-16 | 2000-01 | 0-0-0 | 1-0-0 | 1-0-0 | 4-2 |
| 1974-75 | 2-0-0 | 1-1-0 | 3-1-0 | 18-15 | 2001-02 | 0-1-0 | 0-1-0 | 0-2-0 | 3-9 |
| 1975-76 | 1-0-1 | 1-1-0 | 2-1-1 | 16-15 | 2002-03 | 0-1-0 | 0-0-0 | 0-1-0 | 2-3 |
| 1976-77 | 1-0-1 | 1-1-0 | 2-1-1 | 16-10 | 2003-04 | 0-0-0 | 0-0-1 | 0-0-1 | 3-4 |
| 1977-78 | 1-1-0 | 0-1-1 | 1-2-1 | 16-16 | 2004-05 | No Season | | | |
| 1978-79 | 1-1-0 | 2-0-0 | 3-1-0 | 24-16 | 2005-06 | 0-1-0 | 0-0-0 | 0-1-0 | 2-4 |
| 1979-80 | 1-0-1 | 1-1-0 | 2-1-1 | 13-12 | 2006-07 | Did Not Play | | | |
| 1980-81 | 0-1-1 | 0-2-0 | 0-3-1 | 13-23 | 2007-08 | 0-0-0 | 1-0-0 | 1-0-0 | 1-1 |
| 1981-82 | 1-0-0 | 1-0-1 | 2-0-1 | 13-10 | 2008-09 | 0-1-0 | 0-0-0 | 0-1-0 | 1-3 |
| 1982-83 | 1-1-0 | 0-1-0 | 1-2-0 | 10-17 | 2009-10 | 0-0-0 | 0-1-0 | 0-1-0 | 2-6 |
| 1983-84 | 0-1-0 | 1-1-0 | 1-2-0 | 12-14 | 2010-11 | 1-0-0 | 0-0-0 | 1-0-0 | 3-1 |
| 1984-85 | 2-0-0 | 0-1-0 | 2-1-0 | 17-14 | 2011-12 | 0-0-0 | 1-0-0 | 1-0-0 | 3-3 |
| 1985-86 | 1-0-0 | 1-1-0 | 2-1-0 | 18-11 | 2012-13 | Did Not Play | | | |
| 1986-87 | 0-0-2 | 1-0-0 | 1-0-2 | 11-5 | 2013-14 | 1-0-0 | 1-0-0 | 2-0-0 | 7-7 |
| 1987-88 | 1-0-0 | 0-2-0 | 1-2-0 | 10-14 | 2014-15 | 0-1-0 | 0-1-0 | 0-2-0 | 0-8 |
| 1988-89 | 1-1-0 | 1-0-0 | 2-1-0 | 14-12 | 2015-16 | 1-0-0 | 1-0-0 | 2-0-0 | 8-6 |
| 1989-90 | 1-0-0 | 0-2-0 | 1-2-0 | 10-13 | 2016-17 | 1-0-0 | 1-0-0 | 2-0-0 | 7-0 |
| 1990-91 | 1-0-1 | 0-1-0 | 1-1-1 | 9-7 | 2017-18 | 0-1-0 | 0-1-0 | 0-2-0 | 4-9 |
| 1991-92 | 1-0-0 | 1-0-0 | 2-0-0 | 11-6 | TOTALS | 37-14-7 | 28-25-5 | 65-39-12 | 452-399 |
| 1992-93 | 1-0-0 | 1-0-0 | 2-0-0 | 10-3 | | | | | |
| 1993-94 | 1-0-0 | 1-0-0 | 2-0-0 | 8-5 | | | | | |
| 1994-95 | Did Not Play | | | | | | | | |
| 1995-96 | 1-0-0 | 1-0-0 | 2-0-0 | 15-9 | | | | | |
| 1996-97 | 1-0-0 | 0-1-0 | 1-1-0 | 7-6 | | | | | |

VANCOUVER CANUCKS vs. PITTSBURGH PENGUINS 2017-2018 REGULAR SEASON

at VANCOUVER CANUCKS

| Date | Score | W Goal |
|------------|---------------|--------------|
| 04 Nov '17 | PIT 2 @ VAN 4 | Brock Boeser |

at PITTSBURGH PENGUINS

| Date | Score | W Goal |
|------------|---------------|-----------------|
| 22 Nov '17 | VAN 5 @ PIT 2 | Derrick Pouliot |

Individual Scoring

| CANUCKS | | | | | | | | | | PENGUINS | | | | | | | | | |
|----------------------|----|---|---|---|-----|-----|----|----|--|------------------|----|---|---|---|-----|-----|----|----|--|
| Player | GP | G | A | P | +/- | PIM | PP | SH | | Player | GP | G | A | P | +/- | PIM | PP | SH | |
| Brock Boeser | 2 | 5 | 1 | 6 | 5 | 2 | 1 | 0 | | Jake Guentzel | 2 | 3 | 0 | 3 | -4 | 2 | 3 | 0 | |
| Bo Horvat | 2 | 1 | 3 | 4 | 5 | 0 | 0 | 0 | | Phil Kessel | 2 | 0 | 3 | 3 | -4 | 0 | 0 | 0 | |
| Sven Baertschi | 2 | 0 | 4 | 4 | 5 | 2 | 0 | 0 | | Sidney Crosby | 2 | 0 | 2 | 2 | -4 | 0 | 0 | 0 | |
| Michael Del Zotto | 2 | 0 | 2 | 2 | 1 | 4 | 0 | 0 | | Greg McKeeg | 2 | 1 | 0 | 1 | 1 | 0 | 0 | 0 | |
| Thomas Vanek | 2 | 0 | 2 | 2 | 1 | 0 | 0 | 0 | | Kris Letang | 2 | 0 | 1 | 1 | -5 | 0 | 0 | 0 | |
| Derrick Pouliot | 2 | 1 | 0 | 1 | 2 | 0 | 1 | 0 | | Ryan Reaves | 2 | 0 | 1 | 1 | 1 | 0 | 0 | 0 | |
| Brandon Sutter | 2 | 1 | 0 | 1 | 1 | 0 | 0 | 0 | | Ian Cole | 2 | 0 | 0 | 0 | -1 | 4 | 0 | 0 | |
| Loui Eriksson | 1 | 1 | 0 | 1 | 1 | 0 | 0 | 0 | | Brian Dumoulin | 2 | 0 | 0 | 0 | -2 | 0 | 0 | 0 | |
| Sam Gagner | 2 | 0 | 1 | 1 | 0 | 0 | 0 | 0 | | Carl Hagelin | 2 | 0 | 0 | 0 | -1 | 2 | 0 | 0 | |
| Henrik Sedin | 2 | 0 | 1 | 1 | 0 | 0 | 0 | 0 | | Patric Hornqvist | 2 | 0 | 0 | 0 | -3 | 2 | 0 | 0 | |
| Alexander Edler | 1 | 0 | 1 | 1 | 2 | 2 | 0 | 0 | | Tom Kuhnhackl | 2 | 0 | 0 | 0 | 1 | 0 | 0 | 0 | |
| Brendan Gaunce | 1 | 0 | 1 | 1 | 1 | 0 | 0 | 0 | | Olli Maatta | 2 | 0 | 0 | 0 | -2 | 0 | 0 | 0 | |
| Alex Biega | 2 | 0 | 0 | 0 | 0 | 4 | 0 | 0 | | Bryan Rust | 2 | 0 | 0 | 0 | -1 | 0 | 0 | 0 | |
| Markus Granlund | 2 | 0 | 0 | 0 | 0 | 0 | 0 | 0 | | Riley Sheahan | 2 | 0 | 0 | 0 | -1 | 0 | 0 | 0 | |
| Erik Gudbranson | 2 | 0 | 0 | 0 | 1 | 2 | 0 | 0 | | Conor Sheary | 2 | 0 | 0 | 0 | -2 | 0 | 0 | 0 | |
| Ben Hutton | 2 | 0 | 0 | 0 | 3 | 0 | 0 | 0 | | Josh Archibald | 1 | 0 | 0 | 0 | -1 | 0 | 0 | 0 | |
| Daniel Sedin | 2 | 0 | 0 | 0 | 0 | 0 | 0 | 0 | | Frank Corrado | 1 | 0 | 0 | 0 | 0 | 0 | 0 | 0 | |
| Jake Virtanen | 2 | 0 | 0 | 0 | 0 | 0 | 0 | 0 | | Matt Hunwick | 1 | 0 | 0 | 0 | -1 | 0 | 0 | 0 | |
| Alexander Burmistrov | 1 | 0 | 0 | 0 | -1 | 2 | 0 | 0 | | Evgeni Malkin | 1 | 0 | 0 | 0 | -1 | 0 | 0 | 0 | |
| Derek Dorsett | 1 | 0 | 0 | 0 | 0 | 0 | 0 | 0 | | Chad Ruhwedel | 1 | 0 | 0 | 0 | 0 | 0 | 0 | 0 | |
| Christopher Tanev | 1 | 0 | 0 | 0 | 3 | 0 | 0 | 0 | | Justin Schultz | 1 | 0 | 0 | 0 | -1 | 0 | 0 | 0 | |

Power Play: 2-5 40.0% / Penalty Killing: 6-9 66.7%

Power Play: 3-9 33.3% / Penalty Killing: 3-5 60.0%

Goaltending

| CANUCKS | | | | | | | | | | PENGUINS | | | | | | | | | | |
|-----------------|----|-----|-------|----|----|----|------|------|--|-------------|----|-----|-------|----|----|----|------|------|--|--|
| Goalie | GP | Min | WLOT | GA | SA | SV | GAA | SV% | | Goalie | GP | Min | WLOT | GA | SA | SV | GAA | SV% | | |
| Anders Nilsson | 1 | 60 | 1-0-0 | 2 | 45 | 43 | 2.00 | .956 | | Matt Murray | 2 | 116 | 0-2-0 | 8 | 57 | 49 | 4.15 | .860 | | |
| Jacob Markstrom | 1 | 60 | 1-0-0 | 2 | 39 | 37 | 2.00 | .949 | | | | | | | | | | | | |

Goals by Period

| CANUCKS | | | | | | PENGUINS | | | | | |
|---------|-----|-----|-----|----|-------|----------|-----|-----|-----|----|-------|
| | 1st | 2nd | 3rd | OT | Total | | 1st | 2nd | 3rd | OT | Total |
| Goals | 3 | 3 | 3 | 0 | 9 | Goals | 2 | 0 | 2 | 0 | 4 |

Shots by Period

| CANUCKS | | | | | | PENGUINS | | | | | |
|---------|-----|-----|-----|----|-------|----------|-----|-----|-----|----|-------|
| | 1st | 2nd | 3rd | OT | Total | | 1st | 2nd | 3rd | OT | Total |
| Shots | 26 | 14 | 18 | 0 | 58 | Shots | 34 | 22 | 28 | 0 | 84 |

* - Overtime ** - Shootout



VEGAS GOLDEN KNIGHTS

WEBSITE: vegasgoldenknights.com

Golden Knights vs. Penguins

All-time scorer vs. Pittsburgh: Several tied with 2

All-time Pittsburgh scorer vs. Vegas: Several tied with 2

Longest Vegas win streak vs. Pittsburgh: None

Longest Pittsburgh win streak vs. Vegas: None

Longest Vegas undefeated streak vs. Pittsburgh: None

Longest Pittsburgh undefeated streak vs. Vegas: None

Last Vegas win at home: Dec. 14, 2017 [2-1] [0-0-0 since last win]

Last Pittsburgh win at home: Feb. 6, 2018 [5-4] [0-0-0 since last win]

Last Vegas win at Pittsburgh: None [0-1-0]

Last Pittsburgh win at Vegas: None [0-1-0]

Most goals by Vegas vs. Pittsburgh: 4, Feb. 6, 2018 [P, 5-4]

Most goals by Pittsburgh vs. Vegas: 5, Feb. 6, 2018 [P, 5-4]

Most goals by both teams: 9, Feb. 6, 2018 [P, 5-4]

Last Vegas shutout vs. Pittsburgh: None

Last Pittsburgh shutout vs. Vegas: None

Last Vegas hat trick vs. Pittsburgh: None

Last Pittsburgh hat trick vs. Vegas: None

Last Pittsburgh trade with Vegas: June 23, 2018 – A 2019 seventh-round draft pick to Pittsburgh in exchange for a 2018 seventh-round draft pick

Pittsburgh's Overtime/Shootout Record vs. Vegas: 0-0-0

Year By Year

| YEAR | PIT | ROAD | TOTAL | GF/GA |
|---------------|--------------|--------------|--------------|------------|
| 2017-18 | 1-0-0 | 0-1-0 | 1-1-0 | 6-6 |
| TOTALS | 1-0-0 | 0-1-0 | 1-1-0 | 6-6 |

VEGAS GOLDEN KNIGHTS vs. PITTSBURGH PENGUINS 2017-2018 REGULAR SEASON

at VEGAS GOLDEN KNIGHTS

| Date | Score | W Goal |
|------------|---------------|-------------|
| 14 Dec '17 | PIT 1 @ VGK 2 | Jon Merrill |

at PITTSBURGH PENGUINS

| Date | Score | W Goal |
|------------|---------------|-------------|
| 06 Feb '18 | VGK 4 @ PIT 5 | Phil Kessel |

Individual Scoring

GOLDEN KNIGHTS

| Player | GP | G | A | P | +/- | PIM | PP | SH |
|--------------------------|----|---|---|---|-----|-----|----|----|
| James Neal | 2 | 2 | 0 | 2 | 2 | 0 | 0 | 0 |
| Jonathan Marchessault | 2 | 1 | 1 | 2 | 1 | 0 | 0 | 0 |
| David Perron | 2 | 0 | 2 | 2 | 0 | 0 | 0 | 0 |
| Reilly Smith | 2 | 0 | 2 | 2 | -1 | 2 | 0 | 0 |
| William Karlsson | 2 | 1 | 0 | 1 | 1 | 0 | 1 | 0 |
| Ryan Carpenter | 1 | 1 | 0 | 1 | 0 | 0 | 0 | 0 |
| Jon Merrill | 1 | 1 | 0 | 1 | 2 | 4 | 0 | 0 |
| Pierre-Edouard Bellemare | 2 | 0 | 1 | 1 | -1 | 0 | 0 | 0 |
| Erik Haula | 2 | 0 | 1 | 1 | 0 | 2 | 0 | 0 |
| Colin Miller | 2 | 0 | 1 | 1 | 1 | 2 | 0 | 0 |
| Nate Schmidt | 2 | 0 | 1 | 1 | 1 | 4 | 0 | 0 |
| Alex Tuch | 2 | 0 | 1 | 1 | -1 | 0 | 0 | 0 |
| Cody Eakin | 2 | 0 | 0 | 0 | -1 | 0 | 0 | 0 |
| Deryk Engelland | 2 | 0 | 0 | 0 | -2 | 0 | 0 | 0 |
| Brendan Leipsic | 2 | 0 | 0 | 0 | -1 | 0 | 0 | 0 |
| Oscar Lindberg | 2 | 0 | 0 | 0 | -2 | 0 | 0 | 0 |
| Brayden McNabb | 2 | 0 | 0 | 0 | 1 | 0 | 0 | 0 |
| Shea Theodore | 2 | 0 | 0 | 0 | -4 | 0 | 0 | 0 |
| Brad Hunt | 1 | 0 | 0 | 0 | -1 | 0 | 0 | 0 |
| Tomas Nosek | 1 | 0 | 0 | 0 | 0 | 2 | 0 | 0 |

Power Play: 1-5 20.0% / Penalty Killing: 8-8 100.0%

PENGUINS

| Player | GP | G | A | P | +/- | PIM | PP | SH |
|------------------|----|---|---|---|-----|-----|----|----|
| Ian Cole | 2 | 2 | 0 | 2 | 4 | 2 | 0 | 0 |
| Phil Kessel | 2 | 1 | 1 | 2 | -1 | 0 | 0 | 0 |
| Evgeni Malkin | 2 | 1 | 1 | 2 | -1 | 2 | 0 | 0 |
| Sidney Crosby | 2 | 0 | 2 | 2 | 2 | 0 | 0 | 0 |
| Carl Hagelin | 2 | 0 | 2 | 2 | 1 | 0 | 0 | 0 |
| Riley Sheahan | 2 | 0 | 2 | 2 | 0 | 0 | 0 | 0 |
| Jake Guentzel | 2 | 1 | 0 | 1 | 1 | 0 | 0 | 0 |
| Ryan Reaves | 2 | 1 | 0 | 1 | 0 | 0 | 0 | 0 |
| Brian Dumoulin | 2 | 0 | 1 | 1 | -2 | 0 | 0 | 0 |
| Bryan Rust | 2 | 0 | 1 | 1 | 2 | 0 | 0 | 0 |
| Kris Letang | 2 | 0 | 0 | 0 | -2 | 0 | 0 | 0 |
| Olli Maatta | 2 | 0 | 0 | 0 | -1 | 0 | 0 | 0 |
| Carter Rowney | 2 | 0 | 0 | 0 | 0 | 0 | 0 | 0 |
| Dominik Simon | 2 | 0 | 0 | 0 | 1 | 4 | 0 | 0 |
| Zach Aston-Reese | 1 | 0 | 0 | 0 | -1 | 0 | 0 | 0 |
| Patric Hornqvist | 1 | 0 | 0 | 0 | -1 | 0 | 0 | 0 |
| Matt Hunwick | 1 | 0 | 0 | 0 | 1 | 0 | 0 | 0 |
| Tom Kuhnhackl | 1 | 0 | 0 | 0 | 0 | 0 | 0 | 0 |
| Jamie Oleksiak | 1 | 0 | 0 | 0 | 2 | 0 | 0 | 0 |
| Chad Ruhwedel | 1 | 0 | 0 | 0 | -1 | 2 | 0 | 0 |
| Justin Schultz | 1 | 0 | 0 | 0 | 1 | 0 | 0 | 0 |
| Conor Sheary | 1 | 0 | 0 | 0 | 0 | 0 | 0 | 0 |

Power Play: 0-8 0.0% / Penalty Killing: 4-5 80.0%

Goaltending

GOLDEN KNIGHTS

| Goalie | GP | Min | WLOT | GA | SA | SV | GAA | SV% |
|-------------------|----|-----|-------|----|----|----|------|------|
| Marc-Andre Fleury | 2 | 119 | 1-1-0 | 6 | 63 | 57 | 3.03 | .905 |

PENGUINS

| Goalie | GP | Min | WLOT | GA | SA | SV | GAA | SV% |
|-------------|----|-----|-------|----|----|----|------|------|
| Matt Murray | 2 | 118 | 1-1-0 | 6 | 51 | 45 | 3.05 | .882 |

Goals by Period

GOLDEN KNIGHTS

| | 1st | 2nd | 3rd | OT | Total |
|-------|-----|-----|-----|----|-------|
| Goals | 2 | 1 | 3 | 0 | 6 |

PENGUINS

| | 1st | 2nd | 3rd | OT | Total |
|-------|-----|-----|-----|----|-------|
| Goals | 1 | 3 | 2 | 0 | 6 |

Shots by Period

GOLDEN KNIGHTS

| | 1st | 2nd | 3rd | OT | Total |
|-------|-----|-----|-----|----|-------|
| Shots | 20 | 17 | 14 | 0 | 51 |

PENGUINS

| | 1st | 2nd | 3rd | OT | Total |
|-------|-----|-----|-----|----|-------|
| Shots | 18 | 20 | 25 | 0 | 63 |

* - Overtime ** - Shootout



WASHINGTON CAPITALS

WEBSITE: washingtoncapitals.com

Capitals vs. Penguins

All-time scorer vs. Pittsburgh: Mike Gartner (60gp, 39-36-75)

All-time Pittsburgh scorer vs. Washington: Mario Lemieux (61gp, 51-50-101)

Longest Washington win streak vs. Pittsburgh: 9, Dec. 2, 1984-Nov. 20, 1985

Longest Pittsburgh win streak vs. Washington: 8, Jan. 22, 2012-Mar. 11, 2014

Longest Washington undefeated streak vs. Pittsburgh: 16, Oct. 25, 1983-Nov. 20, 1985 [15-0-1]

Longest Pittsburgh undefeated streak vs. Washington: 8; Jan. 22, 2012-Mar. 11, 2014 [8-0-0]; Dec. 11, 2006-Mar. 9, 2008 [7-0-1]; Nov. 28, 1992-Nov. 26, 1993 [6-0-2]

Last Washington win at home: Nov. 10, 2017 [4-1] [0-0-0 since last win]

Last Pittsburgh win at home: Feb. 2, 2018 [7-4] [0-1-0 since last win]

Last Washington win at Pittsburgh: Apr. 1, 2018 [3-1] [0-0-0 since last win]

Last Pittsburgh win at Washington: Oct. 11, 2017 [3-2] [0-1-0 since last win]

Most goals by Washington vs. Pittsburgh: 9, Mar. 1, 1984 [W, 9-1]; Dec. 2, 1984 [W, 9-1]

Most goals by Pittsburgh vs. Washington: 12, Mar. 15, 1975 [P, 12-1]

Most goals by both teams: 15, Jan. 16, 2017 [P, 8-7 OT]; Oct. 11, 1988 [P, 8-7]

Last Washington shutout vs. Pittsburgh: Jan. 28, 2015 [4-0] - Braden Holtby

Last Pittsburgh shutout vs. Washington: Mar. 11, 2014 [2-0] - Marc-Andre Fleury

Last Washington hat trick vs. Pittsburgh: Feb. 7, 2010 - Alex Ovechkin

Last Pittsburgh hat trick vs. Washington: Jan. 16, 2017 - Evgeni Malkin

Last Pittsburgh trade with Washington: June 4, 2012 - Tomas Vokoun to Pittsburgh in exchange for a 2012 seventh-round draft pick

Pittsburgh's Overtime/Shootout Record vs. Washington: 14-5-11

Year By Year

| YEAR | PIT | ROAD | TOTAL | GF/GA | YEAR | PIT | ROAD | TOTAL | GF/GA |
|---------|-------|-------|-------|-------|---------------|----------------|-----------------|------------------|----------------|
| 1974-75 | 3-0-0 | 2-1-0 | 5-1-0 | 36-13 | 2001-02 | 2-0-0 | 0-0-2 | 2-0-2 | 16-11 |
| 1975-76 | 2-1-0 | 2-0-1 | 4-1-1 | 36-23 | 2002-03 | 1-1-0 | 0-2-0 | 1-3-0 | 8-13 |
| 1976-77 | 1-2-0 | 0-2-1 | 1-4-1 | 16-22 | 2003-04 | 2-0-0 | 0-2-0 | 2-2-0 | 13-12 |
| 1977-78 | 0-2-1 | 1-2-0 | 1-4-1 | 15-20 | 2004-05 | No Season | | | |
| 1978-79 | 2-1-1 | 2-2-0 | 4-3-1 | 32-28 | 2005-06 | 2-0-0 | 1-1-0 | 3-1-0 | 22-14 |
| 1979-80 | 2-0-0 | 1-1-0 | 3-1-0 | 16-10 | 2006-07 | 2-0-0 | 2-0-0 | 4-0-0 | 13-9 |
| 1980-81 | 0-1-1 | 2-0-0 | 2-1-1 | 18-14 | 2007-08 | 1-0-1 | 2-0-0 | 3-0-1 | 15-11 |
| 1981-82 | 2-1-1 | 3-1-0 | 5-2-1 | 40-33 | 2008-09 | 0-2-0 | 1-1-0 | 1-3-0 | 11-18 |
| 1982-83 | 1-2-0 | 0-3-1 | 1-5-1 | 23-36 | 2009-10 | 0-2-0 | 0-0-2 | 0-2-2 | 13-20 |
| 1983-84 | 0-4-0 | 1-2-0 | 1-6-0 | 12-28 | 2010-11 | 0-2-0 | 1-1-0 | 1-3-0 | 3-9 |
| 1984-85 | 0-2-1 | 0-4-0 | 0-6-1 | 20-44 | 2011-12 | 1-0-1 | 1-1-0 | 2-1-1 | 8-8 |
| 1985-86 | 1-3-0 | 0-3-0 | 1-6-0 | 22-27 | 2012-13 | 2-0-0 | 1-0-0 | 3-0-0 | 13-6 |
| 1986-87 | 3-0-0 | 1-3-0 | 4-3-0 | 30-26 | 2013-14 | 2-0-0 | 2-0-0 | 4-0-0 | 13-5 |
| 1987-88 | 3-0-1 | 2-1-0 | 5-1-1 | 32-23 | 2014-15 | 0-2-0 | 1-1-0 | 1-3-0 | 5-13 |
| 1988-89 | 2-1-0 | 2-2-0 | 4-3-0 | 31-35 | 2015-16 | 1-1-0 | 2-1-0 | 3-2-0 | 16-13 |
| 1989-90 | 3-1-0 | 2-1-0 | 5-2-0 | 34-28 | 2016-17 | 2-0-0 | 0-2-0 | 2-2-0 | 13-21 |
| 1990-91 | 2-1-0 | 2-1-1 | 4-2-1 | 29-26 | 2017-18 | 1-1-0 | 1-1-0 | 2-2-0 | 12-13 |
| 1991-92 | 1-2-0 | 1-3-0 | 2-5-0 | 21-35 | TOTALS | 61-39-9 | 47-53-12 | 108-92-21 | 791-779 |
| 1992-93 | 3-0-0 | 2-1-1 | 5-1-1 | 32-22 | | | | | |
| 1993-94 | 1-1-0 | 0-1-1 | 1-2-1 | 14-18 | | | | | |
| 1994-95 | 1-1-0 | 1-1-0 | 2-2-0 | 10-11 | | | | | |
| 1995-96 | 2-0-0 | 1-1-0 | 3-1-0 | 12-8 | | | | | |
| 1996-97 | 2-0-0 | 1-1-0 | 3-1-0 | 14-11 | | | | | |
| 1997-98 | 0-1-1 | 1-0-1 | 1-1-2 | 9-9 | | | | | |
| 1998-99 | 2-0-0 | 0-2-0 | 2-2-0 | 17-12 | | | | | |
| 1999-00 | 2-0-0 | 1-0-1 | 3-0-1 | 12-8 | | | | | |
| 2000-01 | 1-1-0 | 1-1-0 | 2-2-0 | 14-13 | | | | | |

WASHINGTON CAPITALS vs. PITTSBURGH PENGUINS 2017-2018 REGULAR SEASON

at WASHINGTON CAPITALS

| Date | Score | W Goal |
|------------|---------------|--------------|
| 10 Nov '17 | PIT 1 @ WSH 4 | T.J. Oshie |
| 11 Oct '17 | PIT 3 @ WSH 2 | Conor Sheary |

at PITTSBURGH PENGUINS

| Date | Score | W Goal |
|------------|---------------|--------------|
| 01 Apr '18 | WSH 3 @ PIT 1 | Dmitry Orlov |
| 02 Feb '18 | WSH 4 @ PIT 7 | Bryan Rust |

Individual Scoring

CAPITALS

| Player | GP | G | A | P | +/- | PIM | PP | SH |
|---------------------|----|---|---|---|-----|-----|----|----|
| Alex Ovechkin | 4 | 3 | 2 | 5 | 4 | 2 | 0 | 0 |
| Evgeny Kuznetsov | 4 | 1 | 3 | 4 | 4 | 0 | 0 | 0 |
| Dmitry Orlov | 4 | 2 | 1 | 3 | 0 | 2 | 0 | 0 |
| John Carlson | 4 | 1 | 2 | 3 | 3 | 2 | 1 | 0 |
| Christian Djoos | 3 | 1 | 2 | 3 | 3 | 2 | 0 | 0 |
| Lars Eller | 4 | 0 | 3 | 3 | -2 | 0 | 0 | 0 |
| T.J. Oshie | 4 | 2 | 0 | 2 | 1 | 4 | 1 | 0 |
| Tom Wilson | 3 | 1 | 1 | 2 | 2 | 6 | 0 | 0 |
| Nicklas Backstrom | 4 | 0 | 2 | 2 | 2 | 2 | 0 | 0 |
| Matt Niskanen | 3 | 0 | 2 | 2 | 0 | 6 | 0 | 0 |
| Chandler Stephenson | 3 | 1 | 0 | 1 | 1 | 4 | 0 | 0 |
| Jakub Vrana | 3 | 1 | 0 | 1 | 0 | 2 | 0 | 0 |
| Andre Burakovsky | 3 | 0 | 1 | 1 | 0 | 0 | 0 | 0 |
| Brett Connolly | 3 | 0 | 1 | 1 | 1 | 0 | 0 | 0 |
| Taylor Chorney | 1 | 0 | 1 | 1 | 1 | 0 | 0 | 0 |
| Jay Beagle | 4 | 0 | 0 | 0 | 1 | 0 | 0 | 0 |
| Brooks Orpik | 4 | 0 | 0 | 0 | 3 | 0 | 0 | 0 |
| Devante Smith-Pelly | 4 | 0 | 0 | 0 | 0 | 2 | 0 | 0 |
| Alex Chiasson | 3 | 0 | 0 | 0 | 2 | 2 | 0 | 0 |
| Madison Bowey | 2 | 0 | 0 | 0 | -1 | 4 | 0 | 0 |
| Tyler Graovac | 1 | 0 | 0 | 0 | 0 | 0 | 0 | 0 |
| Jakub Jerabek | 1 | 0 | 0 | 0 | 0 | 0 | 0 | 0 |
| Michal Kempny | 1 | 0 | 0 | 0 | 1 | 0 | 0 | 0 |
| Aaron Ness | 1 | 0 | 0 | 0 | 0 | 0 | 0 | 0 |
| Liam O'Brien | 1 | 0 | 0 | 0 | 0 | 5 | 0 | 0 |

Power Play: 2-18 11.1% / Penalty Killing: 13-19 68.4%

PENGUINS

| Player | GP | G | A | P | +/- | PIM | PP | SH |
|------------------|----|---|---|---|-----|-----|----|----|
| Evgeni Malkin | 4 | 2 | 4 | 6 | 0 | 18 | 1 | 0 |
| Patric Hornqvist | 4 | 3 | 1 | 4 | -1 | 10 | 2 | 0 |
| Phil Kessel | 4 | 3 | 1 | 4 | -1 | 0 | 0 | 0 |
| Carl Hagelin | 4 | 1 | 2 | 3 | -1 | 4 | 0 | 0 |
| Bryan Rust | 4 | 1 | 2 | 3 | 0 | 0 | 1 | 0 |
| Sidney Crosby | 4 | 0 | 3 | 3 | -4 | 2 | 0 | 0 |
| Kris Letang | 4 | 1 | 1 | 2 | -6 | 6 | 1 | 0 |
| Jake Guentzel | 4 | 0 | 2 | 2 | 0 | 0 | 0 | 0 |
| Olli Maatta | 4 | 0 | 2 | 2 | 1 | 0 | 0 | 0 |
| Riley Sheahan | 3 | 0 | 2 | 2 | -2 | 0 | 0 | 0 |
| Conor Sheary | 3 | 1 | 0 | 1 | -1 | 2 | 1 | 0 |
| Tom Kuhnhackl | 4 | 0 | 1 | 1 | -1 | 0 | 0 | 0 |
| Justin Schultz | 4 | 0 | 1 | 1 | -1 | 0 | 0 | 0 |
| Brian Dumoulin | 4 | 0 | 0 | 0 | -4 | 0 | 0 | 0 |
| Ryan Reaves | 3 | 0 | 0 | 0 | -1 | 5 | 0 | 0 |
| Ian Cole | 2 | 0 | 0 | 0 | 0 | 0 | 0 | 0 |
| Matt Hunwick | 2 | 0 | 0 | 0 | -1 | 0 | 0 | 0 |
| Greg McKegg | 2 | 0 | 0 | 0 | -1 | 4 | 0 | 0 |
| Jamie Oleksiak | 2 | 0 | 0 | 0 | 0 | 0 | 0 | 0 |
| Carter Rowney | 2 | 0 | 0 | 0 | 0 | 0 | 0 | 0 |
| Chad Ruhwedel | 2 | 0 | 0 | 0 | 0 | 2 | 0 | 0 |
| Zach Aston-Reese | 1 | 0 | 0 | 0 | -1 | 2 | 0 | 0 |
| Josh Jooris | 1 | 0 | 0 | 0 | 0 | 0 | 0 | 0 |
| Dominik Simon | 1 | 0 | 0 | 0 | -2 | 0 | 0 | 0 |

Power Play: 6-19 31.6% / Penalty Killing: 16-18 88.9%

Goaltending

CAPITALS

| Goalie | GP | Min | WLOT | GA | SA | SV | GAA | SV% |
|------------------|----|-----|-------|----|----|----|------|------|
| Philipp Grubauer | 2 | 72 | 1-0-0 | 2 | 43 | 41 | 1.67 | .953 |
| Braden Holtby | 3 | 166 | 1-2-0 | 10 | 97 | 87 | 3.60 | .897 |

PENGUINS

| Goalie | GP | Min | WLOT | GA | SA | SV | GAA | SV% |
|-------------|----|-----|-------|----|-----|-----|------|------|
| Matt Murray | 4 | 239 | 2-2-0 | 12 | 119 | 107 | 3.01 | .899 |

Goals by Period

CAPITALS

| | 1st | 2nd | 3rd | OT | Total |
|-------|-----|-----|-----|----|-------|
| Goals | 3 | 5 | 5 | 0 | 13 |

PENGUINS

| | 1st | 2nd | 3rd | OT | Total |
|-------|-----|-----|-----|----|-------|
| Goals | 3 | 3 | 6 | 0 | 12 |

Shots by Period

CAPITALS

| | 1st | 2nd | 3rd | OT | Total |
|-------|-----|-----|-----|----|-------|
| Shots | 41 | 43 | 36 | 0 | 120 |

PENGUINS

| | 1st | 2nd | 3rd | OT | Total |
|-------|-----|-----|-----|----|-------|
| Shots | 40 | 52 | 48 | 0 | 140 |

* - Overtime ** - Shootout



WINNIPEG JETS

WEBSITE: winnipegjets.com | Franchise played as Atlanta Thrashers from 1999-00 to 2010-11

Jets vs. Penguins

All-time scorer vs. Pittsburgh: Ilya Kovalchuk (28gp, 18-15-33)

All-time Pittsburgh scorer vs.

Winnipeg: Sidney Crosby (34gp, 16-36-52)

Longest Winnipeg win streak vs.

Pittsburgh: 3, Nov. 9, 2005-Jan. 7, 2006

Longest Pittsburgh win streak vs.

Winnipeg: 14, Jan. 27, 2000-Nov. 22, 2002

Longest Winnipeg undefeated streak

vs. Pittsburgh: 6, Nov. 9, 2005-Dec. 27, 2006 (5-0-1)

Longest Pittsburgh undefeated streak vs. Winnipeg:

14, Jan. 31, 2000-Nov. 22, 2002 (14-0-0)

Last Winnipeg win at home: Oct. 29, 2017 (7-1) (0-0-0 since last win)

Last Pittsburgh win at home:

Oct. 26, 2017 (2-1 OT) (0-0-0 since last win)

Last Winnipeg win at Pittsburgh:

Dec. 27, 2006 (4-2) (0-13-4 since last win)

Last Pittsburgh win at Winnipeg:

Mar. 8, 2017 (7-4) (0-1-0 since last win)

Most goals by Winnipeg vs.

Pittsburgh: 7, Oct. 29, 2017 (W, 7-1); Dec. 20, 2003 (A, 7-4)

Most goals by Pittsburgh vs.

Winnipeg: 8, Mar. 20, 2012 (P, 8-4); Feb. 11, 2012 (P, 8-5)

Most goals by both teams:

13, Feb. 11, 2012 (P, 8-5)

Last Winnipeg shutout vs.

Pittsburgh: Dec. 27, 2015 (1-0) – Connor Hellebuyck

Last Pittsburgh shutout vs.

Winnipeg: Mar. 28, 2013 (4-0) – Tomas Vokoun

Last Winnipeg hat trick vs.

Pittsburgh: Oct. 29, 2017 – Blake Wheeler

Last Pittsburgh hat trick vs.

Winnipeg: Mar. 8, 2017 – Nick Bonino

Last Pittsburgh trade with Winnipeg:

Feb. 13, 2013 – 2013 seventh-round draft pick to Pittsburgh in exchange for Eric Tangradi

Pittsburgh's Overtime/Shootout

Record vs. Winnipeg: 8-1-2

Year By Year

| YEAR | PIT | ROAD | TOTAL | GF/GA |
|---------------|---------------|---------------|----------------|----------------|
| 1999-00 | 2-0-0 | 2-0-0 | 4-0-0 | 16-7 |
| 2000-01 | 2-0-0 | 2-0-0 | 4-0-0 | 19-8 |
| 2001-02 | 2-0-0 | 2-0-0 | 4-0-0 | 17-9 |
| 2002-03 | 1-0-1 | 2-0-0 | 3-0-1 | 12-7 |
| 2003-04 | 1-1-0 | 1-1-0 | 2-2-0 | 14-18 |
| 2004-05 | No Season | | | |
| 2005-06 | 1-1-0 | 0-2-0 | 1-3-0 | 14-20 |
| 2006-07 | 1-1-0 | 1-0-1 | 2-1-1 | 11-11 |
| 2007-08 | 2-0-0 | 0-1-1 | 2-1-1 | 10-8 |
| 2008-09 | 2-0-0 | 2-0-0 | 4-0-0 | 18-8 |
| 2009-10 | 2-0-0 | 1-1-0 | 3-1-0 | 12-8 |
| 2010-11 | 2-0-0 | 2-0-0 | 4-0-0 | 18-9 |
| 2011-12 | 2-0-0 | 1-1-0 | 3-1-0 | 21-12 |
| 2012-13 | 1-0-0 | 1-1-0 | 2-1-0 | 9-5 |
| 2013-14 | 1-0-0 | 1-0-0 | 2-0-0 | 10-7 |
| 2014-15 | 1-0-0 | 1-0-0 | 2-0-0 | 8-6 |
| 2015-16 | 1-0-0 | 0-1-0 | 1-1-0 | 4-2 |
| 2016-17 | 1-0-0 | 1-0-0 | 2-0-0 | 11-7 |
| 2017-18 | 1-0-0 | 0-1-0 | 1-1-0 | 3-8 |
| TOTALS | 26-3-1 | 20-9-2 | 46-12-3 | 227-160 |

WINNIPEG JETS vs. PITTSBURGH PENGUINS 2017-2018 REGULAR SEASON

at WINNIPEG JETS

| Date | Score | W Goal |
|------------|---------------|---------------|
| 29 Oct '17 | PIT 1 @ WPG 7 | Blake Wheeler |

at PITTSBURGH PENGUINS

| Date | Score | W Goal |
|--------------|---------------|-------------|
| 26 Oct '17 * | WPG 1 @ PIT 2 | Phil Kessel |

Individual Scoring

| JETS | | | | | | | | | | PENGUINS | | | | | | | | | |
|------------------|----|---|---|---|-----|-----|----|----|--|------------------|----|---|---|---|-----|-----|----|----|--|
| Player | GP | G | A | P | +/- | PIM | PP | SH | | Player | GP | G | A | P | +/- | PIM | PP | SH | |
| Blake Wheeler | 2 | 3 | 1 | 4 | 3 | 2 | 0 | 0 | | Phil Kessel | 2 | 1 | 1 | 2 | 0 | 0 | 0 | 0 | |
| Mark Scheifele | 2 | 1 | 2 | 3 | 3 | 0 | 1 | 0 | | Evgeni Malkin | 2 | 1 | 0 | 1 | -1 | 2 | 1 | 0 | |
| Joel Armia | 2 | 1 | 1 | 2 | 2 | 0 | 0 | 0 | | Conor Sheary | 2 | 1 | 0 | 1 | -1 | 0 | 0 | 0 | |
| Kyle Connor | 2 | 0 | 2 | 2 | 2 | 0 | 0 | 0 | | Sidney Crosby | 2 | 0 | 1 | 1 | -1 | 0 | 0 | 0 | |
| Shawn Matthias | 2 | 0 | 2 | 2 | 2 | 0 | 0 | 0 | | Jake Guentzel | 2 | 0 | 1 | 1 | 0 | 4 | 0 | 0 | |
| Andrew Copp | 2 | 1 | 0 | 1 | 1 | 2 | 0 | 0 | | Kris Letang | 2 | 0 | 1 | 1 | -4 | 0 | 0 | 0 | |
| Brendan Lemieux | 2 | 1 | 0 | 1 | 2 | 10 | 0 | 0 | | Ian Cole | 2 | 0 | 0 | 0 | -3 | 0 | 0 | 0 | |
| Josh Morrissey | 2 | 1 | 0 | 1 | 4 | 2 | 0 | 0 | | Brian Dumoulin | 2 | 0 | 0 | 0 | -1 | 0 | 0 | 0 | |
| Dustin Byfuglien | 2 | 0 | 1 | 1 | 3 | 8 | 0 | 0 | | Carl Hagelin | 2 | 0 | 0 | 0 | -1 | 0 | 0 | 0 | |
| Toby Enstrom | 2 | 0 | 1 | 1 | 2 | 2 | 0 | 0 | | Patric Hornqvist | 2 | 0 | 0 | 0 | -1 | 4 | 0 | 0 | |
| Matt Hendricks | 2 | 0 | 1 | 1 | 2 | 0 | 0 | 0 | | Tom Kuhnhackl | 2 | 0 | 0 | 0 | -2 | 0 | 0 | 0 | |
| Bryan Little | 2 | 0 | 1 | 1 | 0 | 2 | 0 | 0 | | Olli Maatta | 2 | 0 | 0 | 0 | 0 | 0 | 0 | 0 | |
| Tyler Myers | 2 | 0 | 1 | 1 | 0 | 0 | 0 | 0 | | Greg McKegg | 2 | 0 | 0 | 0 | -2 | 0 | 0 | 0 | |
| Nikolaj Ehlers | 2 | 0 | 0 | 0 | -1 | 0 | 0 | 0 | | Ryan Reaves | 2 | 0 | 0 | 0 | -2 | 12 | 0 | 0 | |
| Dmitry Kulikov | 2 | 0 | 0 | 0 | 0 | 2 | 0 | 0 | | Chad Ruhwedel | 2 | 0 | 0 | 0 | 0 | 0 | 0 | 0 | |
| Patrik Laine | 2 | 0 | 0 | 0 | -1 | 2 | 0 | 0 | | Bryan Rust | 2 | 0 | 0 | 0 | -3 | 4 | 0 | 0 | |
| Brandon Tanev | 2 | 0 | 0 | 0 | 1 | 0 | 0 | 0 | | Riley Sheahan | 2 | 0 | 0 | 0 | -2 | 0 | 0 | 0 | |
| Jacob Trouba | 2 | 0 | 0 | 0 | 2 | 0 | 0 | 0 | | Zach Trotman | 2 | 0 | 0 | 0 | -3 | 0 | 0 | 0 | |

Power Play: 1-5 20.0% / Penalty Killing: 6-7 85.7%

Power Play: 1-7 14.3% / Penalty Killing: 4-5 80.0%

Goaltending

| JETS | | | | | | | | | | PENGUINS | | | | | | | | | |
|-------------------|----|-----|-------|----|----|----|------|------|--|---------------|----|-----|-------|----|----|----|------|------|--|
| Goalie | GP | Min | WLOT | GA | SA | SV | GAA | SV% | | Goalie | GP | Min | WLOT | GA | SA | SV | GAA | SV% | |
| Connor Hellebuyck | 2 | 121 | 1-0-1 | 3 | 68 | 65 | 1.49 | .956 | | Matt Murray | 2 | 79 | 1-1-0 | 5 | 40 | 35 | 3.79 | .875 | |
| | | | | | | | | | | Casey DeSmith | 1 | 42 | 0-0-0 | 3 | 15 | 12 | 4.30 | .800 | |

Goals by Period

| JETS | | | | | | PENGUINS | | | | | |
|-------|-----|-----|-----|----|-------|----------|-----|-----|-----|----|-------|
| | 1st | 2nd | 3rd | OT | Total | | 1st | 2nd | 3rd | OT | Total |
| Goals | 6 | 0 | 2 | 0 | 8 | Goals | 1 | 1 | 0 | 1 | 3 |

Shots by Period

| JETS | | | | | | PENGUINS | | | | | |
|-------|-----|-----|-----|----|-------|----------|-----|-----|-----|----|-------|
| | 1st | 2nd | 3rd | OT | Total | | 1st | 2nd | 3rd | OT | Total |
| Shots | 20 | 16 | 19 | 0 | 55 | Shots | 18 | 30 | 19 | 1 | 68 |

* - Overtime ** - Shootout

PUTTING YOU FIRST IS OUR COMMITMENT.

Because you're not just another client.

*You're an individual with your own story,
and your own dreams.*

*We understand that what works for
someone else may not work for you.*

*That's why we're dedicated to working
closely with you to help you determine and
articulate exactly what you want out of life and
define your measures of success.*

*Our approach is simple. We integrate what we
know, with what we know about you,
to help ensure the legacy you want for yourself,
your family and future generations.*

OUR COMMITMENT. YOUR LEGACY.

Earning the privilege to be your trusted advisor is not something we take lightly. So no matter where you are in life, we are committed to helping you make decisions today that will shape the future you want and provide the peace of mind you need.

- ▶ Call Peter Vaccaro, Executive Vice President, Banking Market Manager, at 412-762-1619, or email peter.vaccaro@pnc.com.



WEALTH PLANNING

TRUST AND ESTATE ADMINISTRATION

PRIVATE BANKING

INVESTMENT MANAGEMENT

The PNC Financial Services Group, Inc. ("PNC") uses the marketing name PNC Wealth Management® to provide investment and wealth management, fiduciary services, FDIC-insured banking products and services, and lending of funds through its subsidiary, PNC Bank, National Association, which is a **Member FDIC**. PNC does not provide services in any jurisdiction in which it is not authorized to conduct business.

Investments: Not FDIC Insured. No Bank Guarantee. May Lose Value.

©2018 The PNC Financial Services Group, Inc. All rights reserved.

HISTORY





All-Time Team

Mario Lemieux - 66




Center, 1984-97, 2000-06

Arguably the greatest player in NHL history ... Won six NHL scoring titles, three league MVP awards, two Conn Smythe Trophies as playoff MVP and captained two Stanley Cup champions as a player ... All-time team leader in goals (690), assists (1,033), points (1,723), power-play goals (236), shorthanded goals (49), shots (3,633) and games played (915) ...

Set club single-season records of 85 goals, 114 assists, 199 points and 31 power-play goals in 1988-89 ... Scored at least 160 points four times and at least 69 goals four times ... Only player in NHL history to score a goal five different ways in the same game – even strength, power play, shorthanded, penalty shot and empty net (Dec. 31, 1988 vs. New Jersey) ... Recorded 40 career hat tricks, including nine in 1988-89 season alone ... Scored five goals in a game three times and eight points twice ... Set team playoff records with five goals, eight points vs. Philadelphia on April 25, 1989 ... Three-time MVP of NHL All-Star Game ... Led ownership group that bought team out of bankruptcy in September, 1999 and has won three Stanley Cups as an owner (2009, 2016-17).

Ron Francis - 10/9



Center, 1991-98

Outstanding two-way center helped Penguins to back-to-back Cups ... Ranks fifth on all-time team list in assists (449) and sixth in points (613) ... Scored at least 90 points in a season four times and at least 100 points twice ... Scored career-high 119 points in 1995-96 (27G-92A) ... Only Penguins player other than Mario Lemieux to record more

than 90 assists in a season ... Won NHL's Selke Trophy as best defensive forward in 1995 and won Lady Byng Trophy for sportsmanship in 1995 and '98 ... Team captain in 1994-95 and 1997-98.

Jaromir Jagr - 68



Right Wing, 1990-2001

Won five NHL scoring titles and one league MVP award as a member of the Penguins ... Was named First-Team NHL All-Star six times ... Ranks second on all-time Penguins list in goals (439), third in points (1,079), games played (806) and assists (640), and fourth in power-play goals (110) ... All-time team leader in game-winning goals (78) ... Only Penguins

player other than Mario Lemieux to score more than 60 goals in a season (62 in 1995-96) ... Recorded career-high 149 points (62G-87A) in 1995-96 ... Member of 1991 and 1992 Cup champions.


Rick Kehoe - 17



Right Wing, 1974-85

Ranks fifth on all-time team list in points (636) and sixth in games played (722) and in goals (312) ... His 55 goals in 1980-81 set a new team record at the time and stood until Mario Lemieux broke it in 1987-88 ... Won NHL's Lady Byng Trophy for sportsmanship in 1981 ... Later served as scout, assistant coach and head coach.


Kevin Stevens - 25



Left Wing, 1987-95, 2001


Dominating power forward topped 40 goals four times and 50 goals twice ... Ranks seventh all-time in goals (260), eighth in points (555) and 10th in assists (295) ... Key member of back-to-back Cup champs in 1991 and '92, and set team record with 17 playoff goals in 1991 ... Set club records for points by a left wing with 123 in 1991-92 and goals by a

left wing with 55 in 1992-93 ... Had 106 points in 103 playoff games.

Jean Pronovost - 19**Right Wing, 1968-78**

Patrolled right side of the “Century Line” with Syl Apps and Lowell MacDonald ... Fifth on all-time Penguins list in goals (316) and in games played (753), and seventh all-time in points (603) ... Became first Penguin to score 50 goals in a season March 24, 1976 vs. Boston, recording 52 goals, 104 points in 1975-76 ... Scored at least 40 goals in four

different seasons with Penguins ... Led team in scoring in back-to-back seasons from 1976-78.

Ulf Samuelsson - 5**Defense, 1991-95**

Nasty defenseman who anchored blue line for back-to-back Stanley Cup champions in 1991 and '92 ... Had legendary playoff battles with Boston's Cam Neely ... Impact can't be determined by statistics, but he contributed 11 goals, 83 assists, 94 points in 277 games – with 804 penalty minutes ... Scored Cup-winning goal in Game 6 of 1991 Final at Minnesota.

Paul Coffey - 77**Defense, 1987-92**

Blazing skater who set single-season club records for defensemen with 30 goals, 83 assists and 113 points in 1988-89 ... Only defenseman in team history to score 100 points, and did it twice ... Quarterbacked power play for Penguins' first Cup championship team in 1991 ... Ranks eighth all-time in assists (332), 11th all-time in points

(440) despite playing only five seasons in Pittsburgh ... Averaged well over a point a game with 440 points in 331 games.


Tom Barrasso - 35**Goaltender, 1988-00**

Backstopped Penguins to Stanley Cups in 1991 and '92 ... Second all-time in wins (226), shutouts (22) and games played (460) ... Recorded 8-0 shutout over Minnesota in clinching game of 1991 Cup Final ... Posted 43-14-5 record with a 3.01 goals-against average in 1992-93 to help team win its first Presidents' Trophy with best regular-season

record ... Career record of 226-153-53 with 3.27 GAA.

Larry Murphy - 55**Defense, 1990-95**

Cerebral defenseman played key role on back-to-back Stanley Cup champions in 1991 and '92 ... Rang up 22 goals, 85 points during dominating 1992-93 season, when he was named NHL Second-Team All-Star ... Notched 38 points in 48 games in 1994-95 and again was named NHL Second-Team All-Star ... Career totals of 78 goals, 223 assists, 301 points in 336 games as a Penguin.

Syl Apps - 26**Center, 1970-77**

Member of the “Century Line” with Jean Pronovost and Lowell MacDonald ... Led team in scoring for three straight seasons from 1971-74 ... Scored career-high 99 points in 1975-76 (32G-67A) ... Named MVP of 1975 NHL All-Star Game ... Ranks sixth on all-time Penguins list in assists (349), ninth in points (500).

Joe Mullen - 7**Right Wing, 1990-95, 1996-97**


Won two Stanley Cups as a Penguin and ranked third in scoring on 1992 Cup team with 42 goals, 87 points ... Amazing feat: Scored four goals in back-to-back games in 1991-92 ... Recorded 33 goals in 1992-93, 38 in 1993-94 ... Became first U.S.-born player to score 500th NHL goal March 14, 1997 vs. Colorado (Patrick Roy) ... Later served as assistant coach.

Dave Burrows - 4**Defense, 1971-78, 1980-82**


One of the most dependable defensive defensemen in club history and a mainstay of the 1970s Penguins ... Fourth all-time in games played among Penguins defensemen (573) ... Represented Penguins in the 1974 and 1976 NHL All-Star Games ... Posted career numbers of 24 goals, 108 assists, 132 points.

MARK RECCHI - 8/18**Right Wing, 1988-92, 2005-07**

Helped Penguins win franchise's first Stanley Cup in 1991, ranking second on team with 24 assists and 34 points during playoffs ... Led team with 40 goals and 113 points during '91 regular season ... Had three tours of duty with the team ... Posted career numbers of 154 goals, 231 assists and 385 points ... Contributed to two Stanley Cups as a Penguins executive (2016-17).

Les Binkley - 30**Goaltender, 1967-72**

Original Penguin ... Posted 20 wins and 2.88 GAA in team's first season, 1967-68 ... Also recorded six shutouts, a single-season record that stood for 30 years until Tom Barrasso broke it in 1997-98 ... Reached double figures in wins in first four seasons with expansion team ... Played 196 career games with 3.12 GAA.

Pierre Larouche - 10**Center, 1974-77**

"Lucky Pierre" became first player in Penguins history to record 100 points in a season March 24, 1976 vs. Boston ... Set team records at the time with 53 goals, 111 points in 1975-76 ... That followed rookie season when he notched 31 goals, 68 points ... Averaged more than a point a game in parts of four seasons (253 points in 240 games) and recorded four hat tricks.


ALL-TIME TEAM BUILDERS**Jack Riley****Craig Patrick****"Badger" Bob Johnson****Ed Johnston****Scotty Bowman****Herb Brooks****Ed DeBartolo Sr.****Mike Lange****Vince Lascheid****John Barbero****AT Caggiano****Frank Sciuilli****Elaine Heufelder****Charles "Chip" Burke**



All-Time Team

HONORABLE MENTIONS

Randy Carlyle - 25




Defense, 1978-84

Won Norris Trophy as NHL's top defenseman in 1980-81 and remains the only Penguin ever to win the Norris ... Had 16 goals, 67 assists for 83 points in trophy-winning season ... Reached double figures in goals for three straight seasons from 1980-83 ... Team captain 1981-84 ... Pittsburgh career totals of 66 goals, 257 assists, 323

points in 397 games.

Ron Stackhouse - 3




Defense, 1973-82

Underrated and sometimes underappreciated defenseman ... Scored career-high 71 points with 11 goals, 60 assists in 1975-76 ... Set a team record for defensemen with 15 goals in 1974-75 (since broken) ... Still shares team record with six assists in a game and four in a period vs. Philadelphia, March 8, 1975 ... Holds team

record with 14 shots vs. Washington, April 3, 1976 ... Ranks ninth all-time in shots with 1,342.


Rick Tocchet - 22/92



Right Wing, 1992-94

Power forward acquired during 1991-92 season helped team win its second Cup ... Had 15 goals, 37 points in 32 playoff games over three seasons ... Rang up 48 goals, 61 assists, 109 points in 1992-93 as part of dominating line with Mario Lemieux and Kevin Stevens ... Line had 172 goals, 380 points that season ... Added two Stanley Cups as a Pens assistant coach (2016-17).


Lowell MacDonald - 18



Left Wing, 1970-78

Member of the "Century Line" with Syl Apps and Jean Pronovost ... Had career-high 43 goals, 82 points in 1973-74 ... Topped 30-goal mark three times ... Scored 134 goals in four seasons from 1972-76 ... Won NHL's Masterton Trophy for dedication and perseverance in 1973 ... Career totals of 140 goals, 166 assists, 306 points in 328 games.

Martin Straka - 82



Center/Left Wing, 1992-95, 1997-03

Ranks 10th on all-time team list in goals (165) and 10th in points (442) ... Set career highs with 35 goals in 1998-99 and 68 assists, 95 points in 2000-01 ... Tied team record with two fastest goals by the same player (seven seconds) vs. Edmonton, Feb. 11, 2000.

OPENERS

Home (26-14-10)

| | | | |
|----------------------|-------------------------|------------|------------|
| Oct. 4, 2017 | vs. St. Louis | 4-5 | L* |
| Oct. 13, 2016 | vs. Washington | 3-2 | W** |
| Oct. 13, 2015 | vs. Montreal | 2-3 | L |
| Oct. 9, 2014 | vs. Anaheim | 6-4 | W |
| Oct. 3, 2013 | vs. New Jersey | 3-0 | W |
| Jan. 23, 2013 | vs. Toronto | 2-5 | L |
| Oct. 11, 2011 | vs. Florida | 4-2 | W |
| Oct. 7, 2010 | vs. Philadelphia | 2-3 | L |
| Oct. 2, 2009 | vs. NY Rangers | 3-2 | W |
| Oct. 11, 2008 | vs. New Jersey | 1-2 | L* |
| Oct. 6, 2007 | vs. Anaheim | 5-4 | W |
| Oct. 5, 2006 | vs. Philadelphia | 4-0 | W |
| Oct. 8, 2005 | vs. Boston | 6-7 | L* |
| Oct. 10, 2003 | vs. Los Angeles | 0-3 | L |
| Oct. 10, 2002 | vs. Toronto | 0-6 | L |
| Oct. 10, 2001 | vs. Colorado | 1-3 | L |
| Oct. 13, 2000 | vs. Tampa Bay | 3-2 | W |
| Oct. 8, 1999 | vs. Colorado | 3-3 | T* |
| Oct. 17, 1998 | vs. NY Rangers | 3-3 | T* |
| Oct. 1, 1997 | vs. Los Angeles | 3-3 | T* |
| Oct. 5, 1996 | vs. Tampa Bay | 3-4 | L* |
| Oct. 7, 1995 | vs. Toronto | 8-3 | W |
| Jan. 27, 1995 | vs. Ottawa | 5-4 | W |
| Oct. 7, 1993 | vs. Montreal | 2-1 | W* |
| Oct. 6, 1992 | vs. Philadelphia | 3-3 | T* |
| Oct. 6, 1991 | vs. Philadelphia | 2-2 | T* |
| Oct. 7, 1990 | vs. New Jersey | 7-4 | W |
| Oct. 10, 1989 | vs. Winnipeg | 5-1 | W |
| Oct. 11, 1988 | vs. Washington | 8-7 | W |
| Oct. 13, 1987 | vs. Buffalo | 8-3 | W |
| Oct. 9, 1986 | vs. Washington | 5-4 | W |
| Oct. 10, 1985 | vs. Montreal | 3-5 | L |
| Oct. 17, 1984 | vs. Vancouver | 4-3 | W |
| Oct. 8, 1983 | vs. NY Rangers | 1-6 | L |
| Oct. 9, 1982 | vs. NY Rangers | 3-5 | L |
| Oct. 10, 1981 | vs. Quebec | 2-1 | W |
| Oct. 11, 1980 | vs. Winnipeg | 5-4 | W |

Road (21-21-8)

| | | | |
|----------------------|------------------------|------------|------------|
| Oct. 5, 2017 | at Chicago | 1-10 | L |
| Oct. 18, 2016 | at Montreal | 0-4 | L |
| Oct. 8, 2015 | at Dallas | 0-3 | L |
| Oct. 11, 2014 | at Toronto | 5-2 | W |
| Oct. 11, 2013 | at Florida | 3-6 | L |
| Jan. 19, 2013 | at Philadelphia | 3-1 | W |
| Oct. 6, 2011 | at Vancouver | 4-3 | W** |
| Oct. 11, 2010 | at New Jersey | 3-1 | W |
| Oct. 3, 2009 | at NY Islanders | 4-3 | W** |
| Oct. 20, 2008 | at Boston | 2-1 | W** |
| Oct. 5, 2007 | at Carolina | 1-4 | L |
| Oct. 12, 2006 | at NY Rangers | 6-5 | W |
| Oct. 5, 2005 | at New Jersey | 1-5 | L |
| Oct. 11, 2003 | at Philadelphia | 3-3 | T* |
| Oct. 14, 2002 | at Toronto | 5-4 | W |
| Oct. 14, 2001 | at Buffalo | 1-4 | L |
| Oct. 19, 2000 | at Ottawa | 3-3 | T* |
| Oct. 1, 1999 | at Dallas | 4-6 | L |
| Oct. 10, 1998 | at NY Islanders | 4-3 | W |
| Oct. 3, 1997 | at Carolina | 4-3 | W |
| Oct. 8, 1996 | at Hartford | 3-7 | L |
| Oct. 9, 1995 | at Colorado | 6-6 | T* |
| Jan. 20, 1995 | at Tampa Bay | 5-3 | W |
| Oct. 5, 1993 | at Philadelphia | 3-4 | L |
| Oct. 10, 1992 | at Montreal | 3-3 | T* |
| Oct. 4, 1991 | at Buffalo | 5-4 | W |
| Oct. 5, 1990 | at Washington | 7-4 | W |
| Oct. 5, 1989 | at Boston | 4-5 | L |
| Oct. 7, 1988 | at Washington | 6-4 | W |
| Oct. 8, 1987 | at NY Rangers | 4-4 | T* |
| Oct. 12, 1986 | at Chicago | 4-1 | W |
| Oct. 16, 1985 | at Chicago | 5-5 | T* |
| Oct. 11, 1984 | at Boston | 3-4 | L |
| Oct. 4, 1983 | at St. Louis | 3-5 | L |
| Oct. 5, 1982 | at New Jersey | 3-3 | T |
| Oct. 6, 1981 | at St. Louis | 2-6 | L |
| Oct. 9, 1980 | at Philadelphia | 4-7 | L |

Season Openers in **Bold****RECORD IN SEASON OPENERS (23-20-7)**

* = overtime

** = shootout

2000 Season Opener played against Nashville in Japan (3-1 loss)

2008 Season Opener played against Ottawa in Sweden (4-3 OT win)

Home (26-14-10)

| | | | |
|----------------------|-------------------------|------------|----------|
| Oct. 10, 1979 | vs. Winnipeg | 4-2 | W |
| Oct. 11, 1978 | vs. Toronto | 2-3 | L |
| Oct. 12, 1977 | vs. St. Louis | 4-2 | W |
| Oct. 6, 1976 | vs. Vancouver | 9-5 | W |
| Oct. 11, 1975 | vs. Washington | 7-5 | W |
| Oct. 12, 1974 | vs. Detroit | 7-2 | W |
| Oct. 13, 1973 | vs. NY Rangers | 2-8 | L |
| Oct. 7, 1972 | vs. Los Angeles | 4-2 | W |
| Oct. 9, 1971 | vs. Philadelphia | 3-2 | W |
| Oct. 10, 1970 | vs. Buffalo | 1-2 | L |
| Oct. 11, 1969 | vs. California | 2-2 | T |
| Oct. 12, 1968 | vs. Montreal | 1-1 | T |
| Oct. 11, 1967 | vs. Montreal | 1-2 | L |

Road (21-21-8)

| | | | |
|----------------------|----------------------|------------|----------|
| Oct. 14, 1979 | at Boston | 4-1 | W |
| Oct. 12, 1978 | at Boston | 2-8 | L |
| Oct. 14, 1977 | at Washington | 1-2 | L |
| Oct. 7, 1976 | at Montreal | 1-10 | L |
| Oct. 7, 1975 | at Washington | 4-2 | W |
| Oct. 9, 1974 | at Minnesota | 4-2 | W |
| Oct. 12, 1973 | at Atlanta | 4-3 | W |
| Oct. 11, 1972 | at St. Louis | 5-2 | W |
| Oct. 10, 1971 | at Buffalo | 1-2 | L |
| Oct. 15, 1970 | at Minnesota | 2-4 | L |
| Oct. 19, 1969 | at Boston | 0-4 | L |
| Oct. 16, 1968 | at Toronto | 2-2 | T |
| Oct. 13, 1967 | at St. Louis | 3-1 | W |

Season Openers in **Bold****RECORD IN SEASON OPENERS (23-20-7)**

* = overtime

** = shootout

2000 Season Opener played against Nashville in Japan (3-1 loss)

2008 Season Opener played against Ottawa in Sweden (4-3 OT win)

SEASON RECORDS

Overall

| SEASON | GP | W | L | T | OT | OTL | PTS | GF | GA | FINISHED |
|---------|----|----|----|----|----|-----|-----|-----|-----|----------------|
| 1967-68 | 74 | 27 | 34 | 13 | -- | -- | 67 | 195 | 216 | 5th, West |
| 1968-69 | 76 | 20 | 45 | 11 | -- | -- | 51 | 189 | 252 | 5th, West |
| 1969-70 | 76 | 26 | 38 | 12 | -- | -- | 64 | 182 | 238 | 2nd, West |
| 1970-71 | 78 | 21 | 37 | 20 | -- | -- | 62 | 221 | 240 | 6th, West |
| 1971-72 | 78 | 26 | 38 | 14 | -- | -- | 66 | 220 | 258 | 4th, West |
| 1972-73 | 78 | 32 | 37 | 9 | -- | -- | 73 | 257 | 265 | 5th, West |
| 1973-74 | 78 | 28 | 41 | 9 | -- | -- | 65 | 242 | 273 | 5th, West |
| 1974-75 | 80 | 37 | 28 | 15 | -- | -- | 89 | 326 | 289 | 3rd, Norris |
| 1975-76 | 80 | 35 | 33 | 12 | -- | -- | 82 | 339 | 303 | 3rd, Norris |
| 1976-77 | 80 | 34 | 33 | 13 | -- | -- | 81 | 240 | 252 | 3rd, Norris |
| 1977-78 | 80 | 25 | 37 | 18 | -- | -- | 68 | 254 | 321 | 4th, Norris |
| 1978-79 | 80 | 36 | 31 | 13 | -- | -- | 85 | 281 | 279 | 2nd, Norris |
| 1979-80 | 80 | 30 | 37 | 13 | -- | -- | 73 | 251 | 303 | 3rd, Norris |
| 1980-81 | 80 | 30 | 37 | 13 | -- | -- | 73 | 302 | 345 | 3rd, Norris |
| 1981-82 | 80 | 31 | 36 | 13 | -- | -- | 75 | 310 | 337 | 4th, Patrick |
| 1982-83 | 80 | 18 | 53 | 9 | -- | -- | 45 | 257 | 394 | 6th, Patrick |
| 1983-84 | 80 | 16 | 58 | 6 | -- | -- | 38 | 254 | 390 | 6th, Patrick |
| 1984-85 | 80 | 24 | 51 | 5 | -- | -- | 53 | 276 | 385 | 6th, Patrick |
| 1985-86 | 80 | 34 | 38 | 8 | -- | -- | 76 | 313 | 305 | 5th, Patrick |
| 1986-87 | 80 | 30 | 38 | 12 | -- | -- | 72 | 297 | 290 | 5th, Patrick |
| 1987-88 | 80 | 36 | 35 | 9 | -- | -- | 81 | 319 | 316 | 6th, Patrick |
| 1988-89 | 80 | 40 | 33 | 7 | -- | -- | 87 | 347 | 349 | 2nd, Patrick |
| 1989-90 | 80 | 32 | 40 | 8 | -- | -- | 72 | 318 | 359 | 5th, Patrick |
| 1990-91 | 80 | 41 | 33 | 6 | -- | -- | 88 | 342 | 305 | 1st, Patrick |
| 1991-92 | 80 | 39 | 32 | 9 | -- | -- | 87 | 343 | 308 | 3rd, Patrick |
| 1992-93 | 84 | 56 | 21 | 7 | -- | -- | 119 | 367 | 268 | 1st, Patrick |
| 1993-94 | 84 | 44 | 27 | 13 | -- | -- | 101 | 299 | 285 | 1st, Northeast |
| 1994-95 | 48 | 29 | 16 | 3 | -- | -- | 61 | 181 | 158 | 2nd, Northeast |
| 1995-96 | 82 | 49 | 29 | 4 | -- | -- | 102 | 362 | 284 | 1st, Northeast |
| 1996-97 | 82 | 38 | 36 | 8 | -- | -- | 84 | 285 | 280 | 2nd, Northeast |

Overall

| SEASON | GP | W | L | T | OT | OTL | PTS | GF | GA | FINISHED |
|---------|----|----|----|----|----|-----|-----|-----|-----|-------------------|
| 1997-98 | 82 | 40 | 24 | 18 | -- | -- | 98 | 228 | 188 | 1st, Northeast |
| 1998-99 | 82 | 38 | 30 | 14 | -- | -- | 90 | 242 | 225 | 3rd, Atlantic |
| 1999-00 | 82 | 37 | 31 | 8 | 6 | -- | 88 | 241 | 236 | 3rd, Atlantic |
| 2000-01 | 82 | 42 | 28 | 9 | 3 | -- | 96 | 281 | 256 | 3rd, Atlantic |
| 2001-02 | 82 | 28 | 41 | 8 | 5 | -- | 69 | 198 | 249 | 5th, Atlantic |
| 2002-03 | 82 | 27 | 44 | 6 | 5 | -- | 65 | 189 | 255 | 5th, Atlantic |
| 2003-04 | 82 | 23 | 47 | 8 | 4 | -- | 58 | 190 | 303 | 5th, Atlantic |
| 2005-06 | 82 | 22 | 46 | -- | -- | 14 | 58 | 243 | 310 | 5th, Atlantic |
| 2006-07 | 82 | 47 | 24 | -- | -- | 11 | 105 | 267 | 240 | 2nd, Atlantic |
| 2007-08 | 82 | 47 | 27 | -- | -- | 8 | 102 | 240 | 212 | 1st, Atlantic |
| 2008-09 | 82 | 45 | 28 | -- | -- | 9 | 99 | 258 | 233 | 2nd, Atlantic |
| 2009-10 | 82 | 47 | 28 | -- | -- | 7 | 101 | 249 | 235 | 2nd, Atlantic |
| 2010-11 | 82 | 49 | 25 | -- | -- | 8 | 106 | 228 | 196 | 2nd, Atlantic |
| 2011-12 | 82 | 51 | 25 | -- | -- | 6 | 108 | 273 | 218 | 2nd, Atlantic |
| 2012-13 | 48 | 36 | 12 | -- | -- | 0 | 72 | 162 | 119 | 1st, Atlantic |
| 2013-14 | 82 | 51 | 24 | -- | -- | 7 | 109 | 242 | 204 | 1st, Metropolitan |
| 2014-15 | 82 | 43 | 27 | -- | -- | 12 | 98 | 217 | 204 | 4th, Metropolitan |
| 2015-16 | 82 | 48 | 26 | -- | -- | 8 | 104 | 241 | 199 | 2nd, Metropolitan |
| 2016-17 | 82 | 50 | 21 | -- | -- | 11 | 111 | 278 | 229 | 2nd, Metropolitan |
| 2017-18 | 82 | 47 | 29 | -- | -- | 6 | 100 | 270 | 248 | 2nd, Metropolitan |

OTL = overtime and shootout losses from 2005-06 to present

T = ties from 1967 to 2003-04

OT = overtime losses from 1999-2000 to 2003-04

Home

| SEASON | GP | W | L | T | OT | OTL | PTS |
|---------|----|----|----|----|----|-----|-----|
| 1967-68 | 37 | 15 | 12 | 10 | -- | -- | 40 |
| 1968-69 | 38 | 12 | 20 | 6 | -- | -- | 30 |
| 1969-70 | 38 | 17 | 13 | 8 | -- | -- | 42 |
| 1970-71 | 39 | 18 | 12 | 9 | -- | -- | 45 |
| 1971-72 | 39 | 18 | 15 | 6 | -- | -- | 42 |
| 1972-73 | 39 | 24 | 11 | 4 | -- | -- | 52 |
| 1973-74 | 39 | 15 | 18 | 6 | -- | -- | 36 |
| 1974-75 | 40 | 25 | 5 | 10 | -- | -- | 60 |
| 1975-76 | 40 | 23 | 11 | 6 | -- | -- | 52 |
| 1976-77 | 40 | 22 | 12 | 6 | -- | -- | 50 |
| 1977-78 | 40 | 16 | 15 | 9 | -- | -- | 41 |
| 1978-79 | 40 | 23 | 12 | 5 | -- | -- | 51 |
| 1979-80 | 40 | 20 | 13 | 7 | -- | -- | 47 |
| 1980-81 | 40 | 21 | 16 | 3 | -- | -- | 45 |
| 1981-82 | 40 | 21 | 11 | 8 | -- | -- | 50 |
| 1982-83 | 40 | 14 | 22 | 4 | -- | -- | 32 |
| 1983-84 | 40 | 7 | 29 | 4 | -- | -- | 18 |
| 1984-85 | 40 | 17 | 20 | 3 | -- | -- | 37 |
| 1985-86 | 40 | 20 | 15 | 5 | -- | -- | 45 |
| 1986-87 | 40 | 19 | 15 | 6 | -- | -- | 44 |
| 1987-88 | 40 | 22 | 12 | 6 | -- | -- | 50 |
| 1988-89 | 40 | 24 | 13 | 3 | -- | -- | 51 |
| 1989-90 | 40 | 22 | 15 | 3 | -- | -- | 47 |
| 1990-91 | 40 | 25 | 12 | 3 | -- | -- | 53 |
| 1991-92 | 40 | 21 | 13 | 6 | -- | -- | 48 |
| 1992-93 | 42 | 32 | 6 | 4 | -- | -- | 68 |
| 1993-94 | 42 | 25 | 9 | 8 | -- | -- | 58 |
| 1994-95 | 24 | 18 | 5 | 1 | -- | -- | 37 |
| 1995-96 | 41 | 32 | 9 | 0 | -- | -- | 64 |
| 1996-97 | 41 | 25 | 11 | 5 | -- | -- | 55 |
| 1997-98 | 41 | 21 | 10 | 10 | -- | -- | 52 |
| 1998-99 | 41 | 21 | 10 | 10 | -- | -- | 52 |
| 1999-00 | 41 | 23 | 11 | 7 | 0 | -- | 53 |
| 2000-01 | 41 | 24 | 15 | 2 | 0 | -- | 50 |
| 2001-02 | 41 | 16 | 20 | 4 | 1 | -- | 37 |
| 2002-03 | 41 | 15 | 22 | 2 | 2 | -- | 34 |
| 2003-04 | 41 | 13 | 22 | 6 | 0 | -- | 32 |
| 2005-06 | 41 | 12 | 21 | -- | -- | 8 | 32 |

Home

| SEASON | GP | W | L | T | OT | OTL | PTS |
|---------|----|----|----|----|----|-----|-----|
| 2006-07 | 41 | 26 | 10 | -- | -- | 5 | 57 |
| 2007-08 | 41 | 26 | 10 | -- | -- | 5 | 57 |
| 2008-09 | 41 | 25 | 13 | -- | -- | 3 | 53 |
| 2009-10 | 41 | 25 | 12 | -- | -- | 4 | 54 |
| 2010-11 | 41 | 25 | 14 | -- | -- | 2 | 52 |
| 2011-12 | 41 | 29 | 10 | -- | -- | 2 | 60 |
| 2012-13 | 24 | 18 | 6 | -- | -- | 0 | 36 |
| 2013-14 | 41 | 28 | 9 | -- | -- | 4 | 60 |
| 2014-15 | 41 | 23 | 14 | -- | -- | 4 | 50 |
| 2015-16 | 41 | 26 | 11 | -- | -- | 4 | 56 |
| 2016-17 | 41 | 31 | 6 | -- | -- | 4 | 66 |
| 2017-18 | 41 | 30 | 9 | -- | -- | 2 | 62 |

OTL = overtime and shootout losses from 2005-06 to present

T = ties from 1967 to 2003-04

OT = overtime losses from 1999-2000 to 2003-04

Road

| SEASON | GP | W | L | T | OT | OTL | PTS |
|---------|----|----|----|----|----|-----|-----|
| 1967-68 | 37 | 12 | 22 | 3 | -- | -- | 27 |
| 1968-69 | 38 | 8 | 25 | 5 | -- | -- | 21 |
| 1969-70 | 38 | 9 | 25 | 4 | -- | -- | 22 |
| 1970-71 | 39 | 3 | 25 | 11 | -- | -- | 17 |
| 1971-72 | 39 | 8 | 23 | 8 | -- | -- | 24 |
| 1972-73 | 39 | 8 | 26 | 5 | -- | -- | 21 |
| 1973-74 | 39 | 13 | 23 | 3 | -- | -- | 29 |
| 1974-75 | 40 | 12 | 23 | 5 | -- | -- | 29 |
| 1975-76 | 40 | 12 | 22 | 6 | -- | -- | 30 |
| 1976-77 | 40 | 12 | 21 | 7 | -- | -- | 31 |
| 1977-78 | 40 | 9 | 22 | 9 | -- | -- | 27 |
| 1978-79 | 40 | 13 | 19 | 8 | -- | -- | 34 |
| 1979-80 | 40 | 10 | 24 | 6 | -- | -- | 26 |
| 1980-81 | 40 | 9 | 21 | 10 | -- | -- | 28 |
| 1981-82 | 40 | 10 | 25 | 5 | -- | -- | 25 |
| 1982-83 | 40 | 4 | 31 | 5 | -- | -- | 13 |
| 1983-84 | 40 | 9 | 29 | 2 | -- | -- | 20 |
| 1984-85 | 40 | 7 | 31 | 2 | -- | -- | 16 |
| 1985-86 | 40 | 14 | 23 | 3 | -- | -- | 31 |
| 1986-87 | 40 | 11 | 23 | 6 | -- | -- | 28 |
| 1987-88 | 40 | 14 | 23 | 3 | -- | -- | 31 |
| 1988-89 | 40 | 16 | 20 | 4 | -- | -- | 36 |
| 1989-90 | 40 | 10 | 25 | 5 | -- | -- | 25 |
| 1990-91 | 40 | 16 | 21 | 3 | -- | -- | 35 |
| 1991-92 | 40 | 18 | 19 | 3 | -- | -- | 39 |
| 1992-93 | 42 | 24 | 15 | 3 | -- | -- | 51 |
| 1993-94 | 42 | 19 | 18 | 5 | -- | -- | 43 |
| 1994-95 | 24 | 11 | 11 | 2 | -- | -- | 24 |
| 1995-96 | 41 | 17 | 20 | 4 | -- | -- | 38 |
| 1996-97 | 41 | 13 | 25 | 3 | -- | -- | 29 |
| 1997-98 | 41 | 19 | 14 | 8 | -- | -- | 46 |
| 1998-99 | 41 | 17 | 20 | 4 | -- | -- | 38 |
| 1999-00 | 41 | 14 | 20 | 1 | 6 | -- | 35 |
| 2000-01 | 41 | 18 | 13 | 7 | 3 | -- | 46 |
| 2001-02 | 41 | 12 | 21 | 4 | 4 | -- | 32 |
| 2002-03 | 41 | 12 | 22 | 4 | 3 | -- | 31 |
| 2003-04 | 41 | 10 | 25 | 2 | 4 | -- | 26 |
| 2005-06 | 41 | 10 | 25 | -- | -- | 6 | 26 |

Road

| SEASON | GP | W | L | T | OT | OTL | PTS |
|---------|----|----|----|----|----|-----|-----|
| 2006-07 | 41 | 21 | 14 | -- | -- | 6 | 48 |
| 2007-08 | 41 | 21 | 17 | -- | -- | 3 | 45 |
| 2008-09 | 41 | 20 | 15 | -- | -- | 6 | 46 |
| 2009-10 | 41 | 22 | 16 | -- | -- | 3 | 47 |
| 2010-11 | 41 | 24 | 11 | -- | -- | 6 | 54 |
| 2011-12 | 41 | 22 | 15 | -- | -- | 4 | 48 |
| 2012-13 | 24 | 18 | 6 | -- | -- | 0 | 36 |
| 2013-14 | 41 | 23 | 15 | -- | -- | 3 | 49 |
| 2014-15 | 41 | 20 | 13 | -- | -- | 8 | 48 |
| 2015-16 | 41 | 22 | 15 | -- | -- | 4 | 48 |
| 2016-17 | 41 | 19 | 15 | -- | -- | 7 | 45 |
| 2017-18 | 41 | 17 | 20 | -- | -- | 4 | 38 |

OTL = overtime and shootout losses from 2005-06 to present

T = ties from 1967 to 2003-04

OT = overtime losses from 1999-2000 to 2003-04

FORMER PENGUINS

FORWARDS/DEFENSEMEN

| Player | POS | # | YEARS | REGULAR SEASON | | | | | PLAYOFFS | | | | |
|-------------------|-----|-------------------|-------------------|----------------|-----|-----|-----|-----|----------|----|----|-----|-----|
| | | | | GP | G | A | PTS | PIM | GP | G | A | PTS | PIM |
| A | | | | | | | | | | | | | |
| Ramzi Abid | LW | 34/19 | 2003-04 | 19 | 3 | 2 | 5 | 29 | -- | -- | -- | -- | -- |
| Craig Adams | C | 27 | 2009-15 | 453 | 18 | 53 | 71 | 300 | 77 | 7 | 5 | 12 | 64 |
| Peter Ahola | D | 6 | 1992-93 | 22 | 0 | 1 | 1 | 14 | -- | -- | -- | -- | -- |
| Brad Aitken | LW | 17/35 | 1987-88/ 90-91 | 11 | 1 | 2 | 3 | 25 | -- | -- | -- | -- | -- |
| Peter Allen | D | 39/38 | 1995-96 | 8 | 0 | 0 | 0 | 8 | -- | -- | -- | -- | -- |
| Russ Anderson | D | 7 | 1976-82 | 353 | 15 | 77 | 92 | 684 | 10 | 0 | 3 | 3 | 28 |
| Paul Andrea | RW | 22 | 1967-69 | 90 | 18 | 27 | 45 | 4 | -- | -- | -- | -- | -- |
| Greg Andrusak | D | 4/36/37/ 28/49 | 1993-96/ 1999 | 19 | 0 | 5 | 5 | 12 | 12 | 1 | 0 | 1 | 6 |
| Lou Angotti | C | 7 | 1968-69 | 71 | 17 | 20 | 37 | 36 | -- | -- | -- | -- | -- |
| Shawn Antoski | LW | 11 | 1996 | 13 | 0 | 0 | 0 | 49 | -- | -- | -- | -- | -- |
| Syl Apps | C | 26 | 1970-78 | 495 | 151 | 349 | 500 | 241 | 19 | 4 | 4 | 8 | 23 |
| John Arbour | D | 3 | 1968-69 | 17 | 0 | 2 | 2 | 35 | -- | -- | -- | -- | -- |
| Josh Archibald | RW | 45 | 2016-17 | 14 | 3 | 0 | 3 | 4 | 4 | 0 | 0 | 0 | 2 |
| Mark Arcobello | C | 26 | 2015 | 10 | 0 | 2 | 2 | 2 | -- | -- | -- | -- | -- |
| Colby Armstrong | RW | 20 | 2005-08 | 181 | 37 | 61 | 98 | 175 | 5 | 0 | 1 | 1 | 11 |
| Chuck Arnason | RW | 9 | 1973-76 | 149 | 46 | 40 | 86 | 50 | 9 | 2 | 4 | 6 | 4 |
| Arron Asham | RW | 45 | 2010-12 | 108 | 10 | 17 | 27 | 122 | 10 | 3 | 1 | 4 | 12 |
| Don Awrey | D | 24 | 1976-77 | 79 | 1 | 12 | 13 | 40 | 3 | 0 | 1 | 1 | 0 |
| B | | | | | | | | | | | | | |
| Wayne Babych | RW | 10/26 | 1984-85 | 67 | 20 | 34 | 54 | 35 | -- | -- | -- | -- | -- |
| Matthew Barnaby | RW | 36 | 1999-01 | 129 | 15 | 18 | 33 | 399 | 24 | 0 | 2 | 2 | 64 |
| Stu Barnes | C | 20/14 | 1996-99 | 204 | 67 | 69 | 136 | 66 | 11 | 3 | 4 | 7 | 2 |
| Doug Barrie | D | 23 | 1968-69 | 8 | 1 | 1 | 2 | 8 | -- | -- | -- | -- | -- |
| Len Barrie | C | 9 | 1994-96 | 53 | 3 | 11 | 14 | 84 | 4 | 1 | 0 | 1 | 8 |
| Andy Bathgate | RW | 9 | 1967-68/ 70-71 | 150 | 35 | 68 | 103 | 89 | -- | -- | -- | -- | -- |
| Nolan Baumgartner | D | 6 | 2003 | 5 | 0 | 0 | 0 | 2 | -- | -- | -- | -- | -- |
| Paul Baxter | D | 4 | 1980-83 | 202 | 25 | 69 | 94 | 851 | 10 | 0 | 1 | 1 | 42 |
| Kris Beech | C | 16/24 | 2001-04/ 2008 | 100 | 10 | 17 | 27 | 59 | -- | -- | -- | -- | -- |
| Roger Belanger | C | 24 | 1984-85 | 44 | 3 | 5 | 8 | 32 | -- | -- | -- | -- | -- |
| Neil Belland | D | 22 | 1986-87 | 3 | 0 | 1 | 1 | 0 | -- | -- | -- | -- | -- |
| Beau Bennett | RW | 19 | 2013-16 | 129 | 16 | 29 | 45 | 32 | 21 | 2 | 4 | 6 | 8 |
| Harvey Bennett | C | 28 | 1974-75 | 32 | 3 | 3 | 6 | 53 | -- | -- | -- | -- | -- |
| Josef Beranek | LW | 15/18 | 1996-97/ 00-01 | 91 | 16 | 19 | 35 | 65 | 29 | 0 | 5 | 5 | 8 |

| Player | POS | # | YEARS | REGULAR SEASON | | | | | PLAYOFFS | | | | |
|------------------|------|---------|-----------------------------|----------------|-----|-----|-----|-----|----------|----|----|-----|-----|
| | | | | GP | G | A | PTS | PIM | GP | G | A | PTS | PIM |
| Drake Berehowsky | D | 6/44/55 | 1995-96/ 03-04 | 52 | 5 | 16 | 21 | 63 | 1 | 0 | 0 | 0 | 0 |
| Yves Bergeron | RW | 20/27 | 1974-75/ 76-77 | 3 | 0 | 0 | 0 | 0 | -- | -- | -- | -- | -- |
| Marc Bergevin | D | 3/25 | 2000-01/ 02-03/ 03-04 | 157 | 4 | 17 | 21 | 89 | 12 | 0 | 1 | 1 | 2 |
| Stefan Bergkvist | D | 33/3 | 1995-97 | 7 | 0 | 0 | 0 | 9 | 4 | 0 | 0 | 0 | 2 |
| Rick Berry | D | 6 | 2002 | 13 | 0 | 2 | 2 | 21 | -- | -- | -- | -- | -- |
| Nick Beverley | D | 25 | 1973-74 | 67 | 2 | 14 | 16 | 21 | -- | -- | -- | -- | -- |
| Wayne Bianchin | LW | 14 | 1973-79 | 265 | 68 | 41 | 109 | 130 | 3 | 0 | 1 | 1 | 6 |
| Larry Bignell | D | 23/24 | 1973-75 | 20 | 0 | 3 | 3 | 2 | 3 | 0 | 0 | 0 | 2 |
| Paul Bissonnette | D/RW | 67/16 | 2008-09 | 15 | 0 | 1 | 1 | 22 | -- | -- | -- | -- | -- |
| Scott Bjugstad | RW | 27 | 1988-89 | 24 | 3 | 0 | 3 | 4 | -- | -- | -- | -- | -- |
| Bob Blackburn | D | 4 | 1969-71 | 124 | 8 | 12 | 20 | 105 | 6 | 0 | 0 | 0 | 4 |
| Tom Bladon | D | 2 | 1978-80 | 135 | 6 | 29 | 35 | 99 | 8 | 0 | 5 | 5 | 2 |
| Mike Blaisdell | RW | 26 | 1985-87 | 76 | 16 | 15 | 31 | 38 | -- | -- | -- | -- | -- |
| Doug Bodger | D | 3/33 | 1984-88 | 299 | 35 | 132 | 167 | 292 | -- | -- | -- | -- | -- |
| Eric Boguniecki | RW | 18/23 | 2005-06 | 38 | 5 | 6 | 11 | 29 | -- | -- | -- | -- | -- |
| Patrick Boileau | D | 5 | 2003-04 | 16 | 3 | 4 | 7 | 8 | -- | -- | -- | -- | -- |
| Leo Boivin | D | 2 | 1967-69 | 114 | 14 | 26 | 40 | 100 | -- | -- | -- | -- | -- |
| Brian Bonin | C | 17 | 1999 | 5 | 0 | 0 | 0 | 0 | 3 | 0 | 0 | 0 | 0 |
| Nick Bonino | C | 13 | 2015-17 | 143 | 27 | 39 | 66 | 47 | 45 | 8 | 17 | 25 | 14 |
| Dennis Bonvie | RW | 16 | 1999-01 | 31 | 0 | 0 | 0 | 80 | -- | -- | -- | -- | -- |
| Robert Bortuzzo | D | 41 | 2011-15 | 113 | 4 | 16 | 20 | 171 | 8 | 0 | 1 | 1 | 4 |
| Joel Bouchard | D | 39 | 2003 | 7 | 0 | 1 | 1 | 0 | -- | -- | -- | -- | -- |
| Philippe Boucher | D | 43 | 2008-09 | 25 | 3 | 3 | 6 | 24 | 9 | 1 | 3 | 4 | 4 |
| Bob Boughner | D | 6 | 2000-01 | 69 | 2 | 3 | 5 | 216 | 29 | 0 | 3 | 3 | 37 |
| Chris Bourque | LW | 12 | 2009 | 20 | 0 | 3 | 3 | 10 | -- | -- | -- | -- | -- |
| Phil Bourque | LW/D | 2/4/29 | 1983-84/ 85-92 | 344 | 75 | 89 | 164 | 435 | 56 | 13 | 12 | 25 | 107 |
| Pat Boutette | LW | 15 | 1981-84 | 247 | 65 | 109 | 174 | 548 | 5 | 3 | 1 | 4 | 8 |
| Zach Boychuk | LW | 17 | 2013 | 7 | 0 | 0 | 0 | 2 | -- | -- | -- | -- | -- |
| Randy Boyd | D | 8 | 1981-83 | 84 | 4 | 17 | 21 | 126 | 3 | 0 | 0 | 0 | 11 |
| Wally Boyer | C | 18 | 1968-72 | 203 | 32 | 62 | 94 | 81 | 10 | 1 | 2 | 3 | 0 |
| Matt Bradley | RW | 8 | 2003-04 | 82 | 7 | 9 | 16 | 65 | -- | -- | -- | -- | -- |
| Tim Brent | C | 47 | 2008 | 1 | 0 | 0 | 0 | 0 | -- | -- | -- | -- | -- |
| Andy Brickley | LW | 23 | 1983-85 | 95 | 25 | 35 | 60 | 19 | -- | -- | -- | -- | -- |
| Michel Briere | C | 21 | 1969-70 | 76 | 12 | 32 | 44 | 20 | 10 | 5 | 3 | 8 | 17 |
| Doug Brown | RW | 24 | 1993-95 | 77 | 18 | 37 | 55 | 18 | 6 | 0 | 0 | 0 | 2 |
| Greg Brown | D | 34 | 1993-94 | 36 | 3 | 8 | 11 | 28 | 6 | 0 | 1 | 1 | 4 |
| Rob Brown | RW | 44 | 1987-91/ 97-00 | 414 | 150 | 192 | 342 | 392 | 41 | 9 | 10 | 19 | 34 |
| Kelly Buchberger | RW | 7 | 2003-04 | 71 | 1 | 3 | 4 | 109 | -- | -- | -- | -- | -- |
| Mike Bullard | C | 22 | 1980-86 | 382 | 185 | 175 | 360 | 390 | 9 | 4 | 4 | 8 | 4 |
| Ted Bulley | LW | 26/24 | 1983-84 | 26 | 3 | 2 | 5 | 12 | -- | -- | -- | -- | -- |

| Player | POS | # | YEARS | REGULAR SEASON | | | | | PLAYOFFS | | | | |
|-------------------|-----|-----------|-------------------|----------------|-----|-----|-----|-----|----------|----|----|-----|-----|
| | | | | GP | G | A | PTS | PIM | GP | G | A | PTS | PIM |
| Charlie Burns | C | 9 | 1968-69 | 76 | 13 | 38 | 51 | 22 | -- | -- | -- | -- | -- |
| Robin Burns | LW | 25/20/10 | 1970-73 | 41 | 0 | 5 | 5 | 32 | -- | -- | -- | -- | -- |
| Dave Burrows | D | 4/8 | 1971-78/ 80-82 | 573 | 24 | 108 | 132 | 301 | 20 | 1 | 3 | 4 | 16 |
| Rod Buskas | D | 7 | 1982-89/ 1990 | 431 | 16 | 48 | 64 | 959 | 10 | 0 | 0 | 0 | 23 |
| Sven Butenschon | D | 48/22 | 1997-2001 | 33 | 0 | 1 | 1 | 14 | -- | -- | -- | -- | -- |
| C | | | | | | | | | | | | | |
| Eric Cairns | D | 33 | 2006-07 | 28 | 1 | 0 | 1 | 92 | -- | -- | -- | -- | -- |
| Jock Callander | RW | 14/36 | 1987-90/ 91-92 | 101 | 21 | 28 | 49 | 114 | 22 | 3 | 8 | 11 | 12 |
| Colin Campbell | D | 6 | 1974-76/ 77-79 | 243 | 14 | 52 | 66 | 517 | 19 | 2 | 7 | 9 | 51 |
| Dave Capuano | RW | 15 | 1989-90 | 6 | 0 | 0 | 0 | 2 | -- | -- | -- | -- | -- |
| Luca Caputi | LW | 61/39 | 2009-10 | 9 | 2 | 1 | 3 | 6 | -- | -- | -- | -- | -- |
| Steve Cardwell | LW | 15/20 | 1970-73 | 53 | 9 | 11 | 20 | 35 | 4 | 0 | 0 | 0 | 2 |
| Randy Carlyle | D | 25 | 1978-84 | 397 | 66 | 257 | 323 | 582 | 22 | 6 | 8 | 14 | 41 |
| Gene Carr | C | 28 | 1977-78 | 70 | 17 | 37 | 54 | 76 | -- | -- | -- | -- | -- |
| Tom Cassidy | C | 25/11 | 1977 | 26 | 3 | 4 | 7 | 15 | -- | -- | -- | -- | -- |
| Jay Caufield | RW | 16 | 1988-93 | 194 | 3 | 7 | 10 | 714 | 14 | 0 | 0 | 0 | 30 |
| John Chabot | C | 9 | 1984-87 | 216 | 36 | 98 | 134 | 26 | -- | -- | -- | -- | -- |
| Blair Chapman | RW | 9 | 1976-79 | 227 | 48 | 51 | 99 | 71 | 10 | 2 | 1 | 3 | 9 |
| Todd Charlesworth | D | 2/6/27/34 | 1983-88 | 86 | 3 | 9 | 12 | 41 | -- | -- | -- | -- | -- |
| Marc Chorney | D | 16/24 | 1980-83 | 139 | 5 | 18 | 23 | 151 | 7 | 0 | 1 | 1 | 2 |
| Taylor Chorney | D | 44 | 2014-15 | 7 | 0 | 0 | 0 | 0 | 5 | 0 | 0 | 0 | 2 |
| Tom Chorske | LW | 17 | 1999-00 | 33 | 1 | 5 | 6 | 2 | -- | -- | -- | -- | -- |
| Erik Christensen | C | 16 | 2005-08 | 143 | 33 | 33 | 66 | 88 | 4 | 0 | 0 | 0 | 6 |
| Jeff Christian | LW | 34/28/72 | 1995-97 | 15 | 2 | 2 | 4 | 15 | -- | -- | -- | -- | -- |
| Jeff Chychrun | D | 6 | 1992 | 18 | 0 | 1 | 1 | 37 | -- | -- | -- | -- | -- |
| Kim Clackson | D | 6 | 1979-80 | 45 | 0 | 3 | 3 | 166 | 3 | 0 | 0 | 0 | 37 |
| Adam Clendening | D | 2 | 2015-16 | 9 | 0 | 1 | 1 | 10 | -- | -- | -- | -- | -- |
| Paul Coffey | D | 77 | 1987-92 | 331 | 108 | 332 | 440 | 573 | 23 | 4 | 22 | 26 | 37 |
| Ian Cole | D | 28 | 2015-18 | 218 | 9 | 50 | 59 | 190 | 54 | 1 | 13 | 14 | 44 |
| Blake Comeau | LW | 17 | 2014-15 | 61 | 16 | 15 | 31 | 65 | 5 | 1 | 0 | 1 | 8 |
| Mike Comrie | C | 19 | 2010-11 | 21 | 1 | 5 | 6 | 18 | -- | -- | -- | -- | -- |
| Chris Conner | RW | 16/18/23 | 2009-11/ 13-14 | 87 | 13 | 11 | 24 | 12 | 8 | 1 | 0 | 1 | 0 |
| Matt Cooke | LW | 24 | 2008-13 | 352 | 67 | 83 | 150 | 416 | 58 | 5 | 16 | 21 | 95 |
| Rene Corbet | LW | 9 | 2000-01 | 47 | 9 | 9 | 18 | 57 | 24 | 2 | 1 | 3 | 21 |
| Frank Corrado | D | 20/18 | 2017-18 | 7 | 0 | 0 | 0 | 4 | -- | -- | -- | -- | -- |
| Mike Corrigan | LW | 27 | 1976-78 | 98 | 22 | 39 | 61 | 46 | 2 | 0 | 0 | 0 | 0 |
| Jacques Cossette | RW | 20/27 | 1975-76/ 77-79 | 64 | 8 | 6 | 14 | 29 | 3 | 0 | 1 | 1 | 4 |
| Ryan Craig | C | 23 | 2011 | 6 | 0 | 0 | 0 | 22 | -- | -- | -- | -- | -- |
| Cory Cross | D | 4 | 2006 | 6 | 0 | 1 | 1 | 6 | -- | -- | -- | -- | -- |

| Player | POS | # | YEARS | REGULAR SEASON | | | | | PLAYOFFS | | | | |
|--------------------|------|----------|-------------------|----------------|-----|-----|-----|-----|----------|----|----|-----|-----|
| | | | | GP | G | A | PTS | PIM | GP | G | A | PTS | PIM |
| Bruce Crowder | RW | 28 | 1984-85 | 26 | 4 | 7 | 11 | 23 | -- | -- | -- | -- | -- |
| Greg Crozier | LW | 32 | 2000-01 | 1 | 0 | 0 | 0 | 0 | -- | -- | -- | -- | -- |
| John Cullen | C | 11 | 1988-91/ 94-95 | 262 | 88 | 184 | 272 | 399 | 20 | 3 | 8 | 11 | 36 |
| Randy Cunneyworth | LW | 15 | 1985-89 | 295 | 101 | 115 | 216 | 515 | 11 | 3 | 5 | 8 | 26 |
| D | | | | | | | | | | | | | |
| Matt D'Agostini | RW | 22 | 2013 | 8 | 0 | 1 | 1 | 4 | -- | -- | -- | -- | -- |
| Chris Dahlquist | D | 2/4 | 1985-90 | 195 | 10 | 26 | 36 | 219 | 2 | 0 | 0 | 0 | 0 |
| Alexandre Daigle | RW | 11 | 2002-03 | 33 | 4 | 3 | 7 | 8 | -- | -- | -- | -- | -- |
| J.J. Daigneault | D | 36 | 1996-97 | 66 | 6 | 17 | 23 | 59 | 17 | 1 | 9 | 10 | 36 |
| Trevor Daley | D | 6 | 2015-17 | 109 | 11 | 30 | 41 | 63 | 36 | 2 | 9 | 11 | 34 |
| Jeff Daniels | LW | 43/18/20 | 1990-94 | 134 | 8 | 11 | 19 | 36 | 12 | 3 | 2 | 5 | 0 |
| Kim Davis | LW | 16/22/30 | 1977-81 | 34 | 5 | 7 | 12 | 47 | 4 | 0 | 0 | 0 | 0 |
| Billy Dea | LW | 14 | 1967-69 | 139 | 26 | 20 | 46 | 12 | -- | -- | -- | -- | -- |
| Jean-Sebastien Dea | C | 39 | 2017-18 | 6 | 1 | 0 | 1 | 4 | -- | -- | -- | -- | -- |
| Nelson DeBenedet | LW | 23 | 1974-75 | 31 | 6 | 3 | 9 | 11 | -- | -- | -- | -- | -- |
| Dean DeFazio | LW | 12 | 1983-84 | 22 | 0 | 2 | 2 | 28 | -- | -- | -- | -- | -- |
| Gilbert Delorme | D | 27 | 1989-90 | 54 | 3 | 7 | 10 | 44 | -- | -- | -- | -- | -- |
| Ab DeMarco | D | 5 | 1974 | 42 | 9 | 13 | 22 | 8 | -- | -- | -- | -- | -- |
| Larry Depalma | LW | 12 | 1993-94 | 7 | 1 | 0 | 1 | 5 | 1 | 0 | 0 | 0 | 0 |
| Simon Despres | D | 47 | 2011-15 | 144 | 5 | 28 | 33 | 120 | 6 | 0 | 0 | 0 | 2 |
| Bob Dillabough | LW | 15 | 1967-68 | 61 | 7 | 12 | 19 | 20 | -- | -- | -- | -- | -- |
| Gord Dineen | D | 5 | 1988-92 | 117 | 2 | 10 | 12 | 175 | 11 | 0 | 2 | 2 | 8 |
| Bobby Dollas | D | 8 | 1998-99/ 2001 | 75 | 2 | 8 | 10 | 64 | 13 | 1 | 0 | 1 | 6 |
| Robert Dome | C/LW | 15/59 | 1997-2000 | 52 | 7 | 7 | 14 | 12 | -- | -- | -- | -- | -- |
| Shean Donovan | RW | 18 | 2002-03 | 65 | 6 | 6 | 12 | 34 | -- | -- | -- | -- | -- |
| Steve Downie | RW | 23 | 2014-15 | 72 | 14 | 14 | 28 | 238 | 5 | 0 | 2 | 2 | 4 |
| Nick Drazenovic | C | 40 | 2014 | 1 | 0 | 0 | 0 | 2 | -- | -- | -- | -- | -- |
| Justin Duberman | RW | 37 | 1994 | 4 | 0 | 0 | 0 | 0 | -- | -- | -- | -- | -- |
| Ron Duguay | RW | 10/35 | 1986-87 | 53 | 11 | 20 | 31 | 36 | -- | -- | -- | -- | -- |
| Micki DuPont | D | 47 | 2006 | 3 | 0 | 1 | 1 | 4 | -- | -- | -- | -- | -- |
| Pascal Dupuis | LW | 9 | 2008-16 | 452 | 109 | 138 | 247 | 197 | 77 | 14 | 19 | 33 | 44 |
| Steve Durbano | D | 7 | 1974-76 | 66 | 4 | 23 | 27 | 309 | -- | -- | -- | -- | -- |
| Steve Dykstra | D | 22 | 1988-89 | 65 | 1 | 6 | 7 | 126 | 1 | 0 | 0 | 0 | 2 |
| Joe Dziedzic | LW | 16 | 1995-97 | 128 | 14 | 14 | 28 | 131 | 21 | 1 | 3 | 4 | 23 |
| E | | | | | | | | | | | | | |
| Mike Eastwood | C | 20 | 2003-04 | 82 | 4 | 15 | 19 | 40 | -- | -- | -- | -- | -- |
| Mark Eaton | D | 3/7/4 | 2006- 10/2013 | 241 | 7 | 24 | 31 | 86 | 50 | 4 | 9 | 13 | 14 |
| Andrew Ebbett | C | 25 | 2013-15 | 33 | 1 | 6 | 7 | 2 | -- | -- | -- | -- | -- |
| Darryl Edestrand | D | 25 | 1970-73 | 158 | 25 | 47 | 72 | 140 | 4 | 0 | 2 | 2 | 0 |
| Tom Edur | D | 2 | 1977-78 | 58 | 5 | 38 | 43 | 18 | -- | -- | -- | -- | -- |
| Christian Ehrhoff | D | 10 | 2014-15 | 49 | 3 | 11 | 14 | 26 | -- | -- | -- | -- | -- |

| Player | POS | # | YEARS | REGULAR SEASON | | | | | PLAYOFFS | | | | |
|-------------------|-----|----------|-------------------|----------------|-----|-----|-----|-----|----------|----|----|-----|-----|
| | | | | GP | G | A | PTS | PIM | GP | G | A | PTS | PIM |
| Nils Ekman | LW | 28 | 2006-07 | 34 | 6 | 9 | 15 | 24 | 1 | 0 | 0 | 0 | 0 |
| Shane Endicott | C | 41/23/14 | 2001-02/ 05-06 | 45 | 1 | 2 | 3 | 47 | -- | -- | -- | -- | -- |
| Deryk Engelland | D | 5 | 2009-14 | 243 | 13 | 34 | 47 | 308 | 13 | 0 | 1 | 1 | 22 |
| Bryan Erickson | RW | 14 | 1988 | 11 | 1 | 4 | 5 | 0 | -- | -- | -- | -- | -- |
| Bob Errey | LW | 10/12 | 1983-93 | 572 | 132 | 140 | 272 | 651 | 49 | 9 | 4 | 13 | 51 |
| F | | | | | | | | | | | | | |
| Pat Falloon | RW | 14 | 2000 | 30 | 4 | 9 | 13 | 10 | 10 | 1 | 0 | 1 | 2 |
| Bobby Farnham | LW | 34/24 | 2014-15 | 14 | 0 | 0 | 0 | 29 | -- | -- | -- | -- | -- |
| Rico Fata | LW | 19/9 | 2003-05 | 120 | 21 | 26 | 47 | 74 | -- | -- | -- | -- | -- |
| Mario Faubert | D | 5/24/28 | 1974-78/ 79-82 | 231 | 21 | 90 | 111 | 222 | 10 | 2 | 2 | 4 | 6 |
| Ruslan Fedotenko | LW | 26 | 2008-10 | 145 | 27 | 42 | 69 | 94 | 30 | 7 | 7 | 14 | 8 |
| Eric Fehr | C | 16 | 2015-17 | 107 | 14 | 11 | 25 | 33 | 23 | 3 | 1 | 4 | 6 |
| Tony Feltrin | D | 33 | 1980-83 | 38 | 3 | 3 | 6 | 44 | -- | -- | -- | -- | -- |
| Andrew Ference | D | 7 | 1999-03 | 163 | 11 | 25 | 36 | 157 | 18 | 3 | 7 | 10 | 16 |
| George Ferguson | RW | 11 | 1978-83 | 310 | 89 | 106 | 195 | 162 | 22 | 4 | 11 | 15 | 13 |
| Chris Ferraro | RW | 47/57 | 1997-98 | 46 | 3 | 4 | 7 | 43 | -- | -- | -- | -- | -- |
| Peter Ferraro | RW | 45/17 | 1997-98 | 29 | 3 | 4 | 7 | 12 | -- | -- | -- | -- | -- |
| Jonathan Filewich | RW | 38/34 | 2007-08 | 5 | 0 | 0 | 0 | 0 | -- | -- | -- | -- | -- |
| Rusty Fitzgerald | LW | 34/52 | 1994-96 | 25 | 2 | 2 | 4 | 12 | 5 | 0 | 0 | 0 | 4 |
| John Fleisch | LW | 11 | 1978 | 29 | 7 | 5 | 12 | 19 | -- | -- | -- | -- | -- |
| Ron Flockhart | C | 9 | 1983-84 | 80 | 27 | 23 | 50 | 44 | -- | -- | -- | -- | -- |
| Dan Focht | D | 4 | 2003-04 | 64 | 2 | 6 | 8 | 124 | -- | -- | -- | -- | -- |
| Bryan Fogarty | D | 33 | 1992-93 | 12 | 0 | 4 | 4 | 4 | -- | -- | -- | -- | -- |
| Val Fonteyne | LW | 8 | 1967-72 | 349 | 39 | 82 | 121 | 4 | 14 | 0 | 2 | 2 | 2 |
| Corey Foster | D | 36/4 | 1995-96 | 11 | 2 | 2 | 4 | 2 | 3 | 0 | 0 | 0 | 4 |
| Greg Fox | D | 4/2 | 1983-85 | 75 | 4 | 10 | 14 | 92 | -- | -- | -- | -- | -- |
| Ron Francis | C | 9/10 | 1991-98 | 533 | 164 | 449 | 613 | 295 | 97 | 32 | 68 | 100 | 67 |
| Dan Frawley | RW | 28 | 1985-90 | 240 | 33 | 37 | 70 | 610 | -- | -- | -- | -- | -- |
| G | | | | | | | | | | | | | |
| Maxim Galanov | D | 47 | 1998-99 | 51 | 4 | 3 | 7 | 14 | 1 | 0 | 0 | 0 | 0 |
| Perry Ganchar | RW | 20/8 | 1987-89 | 33 | 2 | 5 | 7 | 36 | -- | -- | -- | -- | -- |
| Paul Gardner | C | 20/30 | 1980-84 | 207 | 98 | 105 | 203 | 105 | 10 | 2 | 5 | 7 | 10 |
| Rob Garner | C | 24 | 1982-83 | 1 | 0 | 0 | 0 | 0 | -- | -- | -- | -- | -- |
| Steve Gatzos | RW | 26/28 | 1981-85 | 89 | 15 | 20 | 35 | 83 | 1 | 0 | 0 | 0 | 0 |
| Cameron Gaunce | D | 24 | 2017 | 12 | 1 | 3 | 4 | 13 | -- | -- | -- | -- | -- |
| Robert Geale | C | 28 | 1984-85 | 1 | 0 | 0 | 0 | 2 | -- | -- | -- | -- | -- |
| Brian Gibbons | C | 49 | 2013-14 | 41 | 5 | 12 | 17 | 6 | 8 | 2 | 1 | 3 | 2 |
| Lee Giffin | RW | 11/17/34 | 1986-88 | 27 | 1 | 3 | 4 | 9 | -- | -- | -- | -- | -- |
| Ed Gilbert | C | 23 | 1976 | 45 | 1 | 1 | 2 | 0 | -- | -- | -- | -- | -- |
| Stan Gilbertson | LW | 15 | 1975-77 | 115 | 19 | 17 | 36 | 19 | 3 | 1 | 1 | 2 | 2 |
| Randy Gilhen | C | 15/19 | 1989-91 | 133 | 20 | 21 | 41 | 105 | 16 | 1 | 0 | 1 | 14 |
| Hal Gill | D | 2 | 2008-09 | 80 | 3 | 11 | 14 | 69 | 44 | 0 | 3 | 3 | 18 |

| Player | POS | # | YEARS | REGULAR SEASON | | | | | PLAYOFFS | | | | |
|------------------|-----|----------|-------------------|----------------|----|-----|-----|-----|----------|----|----|-----|-----|
| | | | | GP | G | A | PTS | PIM | GP | G | A | PTS | PIM |
| Bob Gladney | D | 33 | 1983-84 | 13 | 1 | 5 | 6 | 2 | -- | -- | -- | -- | -- |
| Tanner Glass | LW | 15 | 2013-14 | 115 | 5 | 10 | 15 | 152 | 13 | 1 | 0 | 1 | 8 |
| Marcel Goc | C | 57 | 2014-15 | 55 | 2 | 6 | 8 | 8 | 9 | 0 | 1 | 1 | 4 |
| Eric Godard | RW | 28 | 2008-11 | 135 | 3 | 7 | 10 | 352 | -- | -- | -- | -- | -- |
| Dave Goertz | D | 32 | 1987-88 | 2 | 0 | 0 | 0 | 2 | -- | -- | -- | -- | -- |
| Alex Goligoski | D | 67/13/3 | 2008-11 | 177 | 23 | 67 | 90 | 68 | 15 | 2 | 8 | 10 | 2 |
| Sergei Gonchar | D | 55 | 2005-10 | 322 | 54 | 205 | 259 | 313 | 60 | 7 | 37 | 44 | 26 |
| Steve Gotaas | C | 16 | 1987-88 | 36 | 5 | 6 | 11 | 45 | -- | -- | -- | -- | -- |
| Pat Graham | LW | 24 | 1981-83 | 62 | 7 | 13 | 20 | 71 | 4 | 0 | 0 | 0 | 2 |
| Tuomas Gronman | D | 42 | 1997-99 | 22 | 1 | 2 | 3 | 25 | 1 | 0 | 0 | 0 | 0 |
| Scott Gruhl | LW | 38 | 1987-88 | 6 | 1 | 0 | 1 | 0 | -- | -- | -- | -- | -- |
| Nate Guenin | D | 2 | 2009 | 2 | 0 | 0 | 0 | 0 | -- | -- | -- | -- | -- |
| Bill Guerin | RW | 13 | 2009-10 | 95 | 26 | 31 | 57 | 93 | 35 | 11 | 13 | 24 | 17 |
| H | | | | | | | | | | | | | |
| Vic Hadfield | LW | 11 | 1974-77 | 163 | 61 | 79 | 140 | 118 | 12 | 5 | 2 | 7 | 11 |
| Ron Hainsey | D | 65 | 2017 | 16 | 0 | 3 | 3 | 4 | 25 | 2 | 6 | 8 | 6 |
| Anders Hakansson | LW | 11 | 1982-83 | 62 | 9 | 12 | 21 | 26 | -- | -- | -- | -- | -- |
| Adam Hall | C | 18/28 | 2007-08 | 46 | 2 | 4 | 6 | 24 | 17 | 3 | 1 | 4 | 8 |
| Jim Hamilton | LW | 13/23/28 | 1978-85 | 95 | 14 | 18 | 32 | 28 | 6 | 3 | 0 | 3 | 0 |
| Dave Hannan | C | 20/32 | 1981-88/ 88-89 | 355 | 60 | 88 | 148 | 530 | 8 | 0 | 1 | 1 | 4 |
| Nick Harbaruk | RW | 11 | 1969-73 | 308 | 40 | 61 | 101 | 257 | 14 | 3 | 1 | 4 | 20 |
| Scott Harrington | D | 6 | 2014-15 | 10 | 0 | 0 | 0 | 4 | -- | -- | -- | -- | -- |
| Billy Harris | C | 15 | 1968-69 | 55 | 7 | 13 | 20 | 8 | -- | -- | -- | -- | -- |
| Kevin Hatcher | D | 4 | 1996-99 | 220 | 45 | 95 | 140 | 193 | 24 | 4 | 4 | 8 | 20 |
| Greg Hawgood | D | 4 | 1994-95 | 33 | 2 | 6 | 8 | 33 | 1 | 0 | 0 | 0 | 0 |
| Shawn Heins | D | 57 | 2003 | 27 | 1 | 1 | 2 | 33 | -- | -- | -- | -- | -- |
| Bryan Hextall | C | 7 | 1969-74 | 335 | 71 | 115 | 186 | 498 | 14 | 0 | 3 | 3 | 43 |
| Billy Hicke | RW | 9 | 1971 | 12 | 2 | 0 | 2 | 6 | -- | -- | -- | -- | -- |
| Alex Hicks | C | 33 | 1996-98 | 113 | 12 | 28 | 40 | 130 | 11 | 0 | 1 | 1 | 4 |
| Wayne Hicks | RW | 16 | 1967-68 | 15 | 4 | 7 | 11 | 2 | -- | -- | -- | -- | -- |
| Andy Hilbert | C | 9 | 2006 | 19 | 7 | 11 | 18 | 16 | -- | -- | -- | -- | -- |
| Randy Hillier | D | 23/34 | 1984-91 | 343 | 13 | 79 | 92 | 594 | 17 | 0 | 1 | 1 | 73 |
| Todd Hlushko | LW | 28 | 1999 | -- | -- | -- | -- | -- | 2 | 0 | 0 | 0 | 0 |
| Brian Holzinger | C | 15 | 2002-03 | 70 | 7 | 17 | 24 | 44 | -- | -- | -- | -- | -- |
| Marian Hossa | RW | 18 | 2008 | 12 | 3 | 7 | 10 | 6 | 20 | 12 | 14 | 26 | 12 |
| Tim Horton | D | 3/24 | 1971-72 | 44 | 2 | 9 | 11 | 40 | 4 | 0 | 1 | 1 | 2 |
| Greg Hotham | D | 6 | 1982-85 | 170 | 11 | 63 | 74 | 118 | 5 | 0 | 3 | 3 | 6 |
| Jan Hrdina | C | 38 | 1998-03 | 366 | 79 | 148 | 227 | 215 | 40 | 10 | 14 | 24 | 22 |
| Jiri Hrdina | C | 38 | 1990-92 | 93 | 9 | 27 | 36 | 29 | 34 | 2 | 4 | 6 | 22 |
| Tim Hrynewich | LW | 28 | 1982-84 | 55 | 6 | 8 | 14 | 82 | -- | -- | -- | -- | -- |
| Lex Hudson | D | 5 | 1978-79 | 2 | 0 | 0 | 0 | 0 | 2 | 0 | 0 | 0 | 0 |
| Mike Hudson | C | 14/16 | 1995 | 40 | 2 | 9 | 11 | 34 | 11 | 0 | 0 | 0 | 6 |
| Pat Hughes | RW | 24 | 1979-81 | 134 | 28 | 23 | 51 | 239 | 5 | 0 | 0 | 0 | 21 |

| Player | POS | # | YEARS | REGULAR SEASON | | | | | PLAYOFFS | | | | |
|----------------------|-----|----------|----------------|----------------|-----|-----|------|-----|----------|----|----|-----|-----|
| | | | | GP | G | A | PTS | PIM | GP | G | A | PTS | PIM |
| Dave Hunter | LW | 20 | 1987-88 | 59 | 11 | 18 | 29 | 77 | -- | -- | -- | -- | -- |
| Matt Hunwick | D | 22 | 2017-18 | 42 | 4 | 6 | 10 | 21 | -- | -- | -- | -- | -- |
| Matt Hussey | C | 49/7/28 | 2004-05 | 16 | 2 | 2 | 4 | 0 | -- | -- | -- | -- | -- |
| Andrew Hutchinson | D | 8 | 2010 | 5 | 0 | 1 | 1 | 6 | -- | -- | -- | -- | -- |
| I | | | | | | | | | | | | | |
| Jarome Iginla | RW | 12 | 2013 | 13 | 5 | 6 | 11 | 9 | 15 | 4 | 8 | 12 | 16 |
| Victor Ignatjev | D | 46/23 | 1998-99 | 11 | 0 | 1 | 1 | 6 | 1 | 0 | 0 | 0 | 2 |
| Earl Ingarfield | C | 10 | 1967-69 | 90 | 23 | 37 | 60 | 16 | -- | -- | -- | -- | -- |
| J | | | | | | | | | | | | | |
| Ric Jackman | D | 55/22 | 2004-06 | 74 | 13 | 39 | 52 | 60 | -- | -- | -- | -- | -- |
| Jaromir Jagr | RW | 68 | 1990-01 | 806 | 439 | 640 | 1079 | 593 | 140 | 65 | 82 | 147 | 121 |
| John Jakopin | D | 23 | 2000-01 | 19 | 0 | 4 | 4 | 42 | -- | -- | -- | -- | -- |
| Connor James | LW | 36 | 2007-09 | 14 | 1 | 0 | 1 | 2 | -- | -- | -- | -- | -- |
| Arto Javanainen | RW | 19 | 1984-85 | 14 | 4 | 1 | 5 | 2 | -- | -- | -- | -- | -- |
| Dustin Jeffrey | C | 42/15/17 | 2008-13 | 100 | 15 | 13 | 28 | 10 | -- | -- | -- | -- | -- |
| Grant Jennings | D | 3 | 1991-95 | 210 | 7 | 21 | 28 | 357 | 38 | 1 | 1 | 2 | 38 |
| Andreas Johansson | C | 38 | 1996-98 | 77 | 7 | 17 | 24 | 40 | 1 | 0 | 0 | 0 | 0 |
| Mathias Johansson | C | 20 | 2003 | 12 | 1 | 5 | 6 | 4 | -- | -- | -- | -- | -- |
| Greg Johnson | C | 20/9 | 1997 | 37 | 8 | 9 | 17 | 16 | 5 | 1 | 0 | 1 | 2 |
| Jim Johnson | D | 6 | 1985-90 | 390 | 14 | 95 | 109 | 658 | 11 | 0 | 5 | 5 | 44 |
| Mark Johnson | C | 9 | 1980-82 | 136 | 23 | 39 | 62 | 84 | 10 | 4 | 3 | 7 | 6 |
| Nick Johnson | RW | 42/38 | 2010-11 | 10 | 2 | 3 | 5 | 7 | -- | -- | -- | -- | -- |
| Jussi Jokinen | LW | 36 | 2013-14 | 91 | 28 | 40 | 68 | 24 | 21 | 7 | 6 | 13 | 14 |
| Stan Jonathan | LW | 9 | 1982-83 | 19 | 0 | 3 | 3 | 13 | -- | -- | -- | -- | -- |
| Ron Jones | D | 6 | 1973-74 | 25 | 0 | 3 | 3 | 15 | -- | -- | -- | -- | -- |
| Hans Jonsson | D | 8 | 1999-03 | 242 | 10 | 38 | 48 | 92 | 27 | 0 | 1 | 1 | 14 |
| Josh Jooris | C | 16 | 2018 | 9 | 0 | 0 | 0 | 0 | -- | -- | -- | -- | -- |
| Chris Joseph | D | 22/23 | 1987/ 95-96 | 120 | 10 | 28 | 38 | 129 | 25 | 2 | 1 | 3 | 20 |
| K | | | | | | | | | | | | | |
| Mark Kachowski | LW | 26 | 1987-90 | 64 | 6 | 5 | 11 | 209 | -- | -- | -- | -- | -- |
| Sheldon Kannegiesser | D | 6/16 | 1971-73 | 75 | 2 | 6 | 8 | 76 | -- | -- | -- | -- | -- |
| Ladislav Karabin | LW | 14/37 | 1993-94 | 9 | 0 | 0 | 0 | 2 | -- | -- | -- | -- | -- |
| Darius Kasparaitis | D | 26/11 | 1996-02 | 405 | 15 | 68 | 83 | 661 | 38 | 2 | 2 | 4 | 50 |
| Rick Kehoe | RW | 8/17 | 1974-85 | 722 | 312 | 324 | 636 | 88 | 37 | 4 | 17 | 21 | 2 |
| Bob Kelly | LW | 22 | 1974-77 | 250 | 69 | 85 | 154 | 462 | 15 | 6 | 3 | 9 | 23 |
| Tyler Kennedy | RW | 48 | 2007-13 | 372 | 76 | 92 | 168 | 181 | 76 | 12 | 15 | 27 | 25 |
| Dan Kesa | RW | 28/25 | 1998-99 | 67 | 2 | 8 | 10 | 27 | 13 | 1 | 0 | 1 | 0 |
| Rick Kessell | C | 14/15/23 | 1969-73 | 84 | 2 | 18 | 20 | 4 | -- | -- | -- | -- | -- |
| Orest Kindrachuk | C | 26 | 1978-81 | 144 | 38 | 80 | 118 | 181 | 7 | 4 | 1 | 5 | 7 |
| Petr Klima | RW | 26/85 | 1996 | 9 | 1 | 3 | 4 | 4 | -- | -- | -- | -- | -- |
| Rob Klinkhammer | LW | 20 | 2014-15 | 10 | 1 | 2 | 3 | 0 | -- | -- | -- | -- | -- |
| Chuck Kobasew | RW | 12 | 2013-14 | 33 | 2 | 0 | 2 | 15 | -- | -- | -- | -- | -- |

| Player | POS | # | YEARS | REGULAR SEASON | | | | | PLAYOFFS | | | | |
|--------------------|-----|-------|---------------------|----------------|-----|------|------|-----|----------|----|----|-----|-----|
| | | | | GP | G | A | PTS | PIM | GP | G | A | PTS | PIM |
| Konstantin Koltsov | RW | 48/71 | 2003-06 | 144 | 12 | 26 | 38 | 50 | -- | -- | -- | -- | -- |
| George Konik | D | 18 | 1967-68 | 52 | 7 | 8 | 15 | 26 | -- | -- | -- | -- | -- |
| Chris Kontos | C | 14 | 1987-88 | 67 | 9 | 16 | 25 | 18 | -- | -- | -- | -- | -- |
| Tom Kostopoulos | RW | 36/37 | 2001-04 | 79 | 10 | 16 | 26 | 76 | -- | -- | -- | -- | -- |
| Alexei Kovalev | RW | 27/72 | 1998-03/ 2011 | 365 | 151 | 203 | 354 | 373 | 46 | 12 | 18 | 30 | 50 |
| Milan Kraft | C | 14 | 2000-04 | 207 | 41 | 41 | 82 | 52 | 8 | 0 | 0 | 0 | 2 |
| Frantisek Kucera | D | 26 | 2001 | 7 | 0 | 2 | 2 | 0 | -- | -- | -- | -- | -- |
| Tom Kuhnhackl | LW | 34 | 2016-18 | 168 | 11 | 28 | 39 | 48 | 47 | 3 | 4 | 7 | 8 |
| Chris Kunitz | LW | 14 | 2009-17 | 569 | 169 | 219 | 388 | 389 | 126 | 23 | 53 | 76 | 113 |
| Joel Kwiatkowski | D | 6 | 2007 | 1 | 0 | 0 | 0 | 0 | -- | -- | -- | -- | -- |
| Jim Kyte | D | 3 | 1989-90 | 57 | 3 | 1 | 4 | 127 | -- | -- | -- | -- | -- |
| L | | | | | | | | | | | | | |
| Yvon Labre | D | 15/20 | 1970-71/ 73-74 | 37 | 2 | 3 | 5 | 32 | -- | -- | -- | -- | -- |
| Dan LaCouture | LW | 22/33 | 2001-03 | 137 | 8 | 13 | 21 | 157 | 5 | 0 | 0 | 0 | 2 |
| Pete LaFramboise | LW | 27 | 1975-76 | 35 | 5 | 13 | 18 | 8 | 9 | 1 | 0 | 1 | 0 |
| Jean Guy Lagace | D | 23/24 | 1968-69/ 72-75 | 106 | 4 | 20 | 24 | 119 | -- | -- | -- | -- | -- |
| Ron Lalonde | C | 16 | 1972-74 | 106 | 10 | 20 | 30 | 16 | -- | -- | -- | -- | -- |
| Mitch Lamoureux | C | 12 | 1983-85 | 70 | 11 | 9 | 20 | 59 | -- | -- | -- | -- | -- |
| Robert Lang | C | 20 | 1997-02 | 345 | 103 | 158 | 261 | 96 | 45 | 7 | 12 | 19 | 6 |
| Ted Lanyon | D | 23/5 | 1967-68 | 5 | 0 | 0 | 0 | 4 | -- | -- | -- | -- | -- |
| Maxim Lapierre | C | 40 | 2015 | 35 | 0 | 2 | 2 | 16 | 5 | 0 | 0 | 0 | 0 |
| Georges Laraque | RW | 27 | 2007-08 | 88 | 4 | 11 | 15 | 159 | 17 | 1 | 2 | 3 | 4 |
| Pierre Larouche | C | 10 | 1974-77 | 240 | 119 | 134 | 253 | 99 | 15 | 2 | 9 | 11 | 2 |
| Brad Lauer | LW | 36/14 | 1995-96 | 21 | 4 | 1 | 5 | 6 | 12 | 1 | 1 | 2 | 4 |
| Janne Laukkanen | D | 5 | 2000-03 | 125 | 11 | 37 | 48 | 82 | 29 | 4 | 6 | 10 | 24 |
| Kevin LaVallee | LW | 16 | 1986-87 | 33 | 8 | 20 | 28 | 4 | -- | -- | -- | -- | -- |
| Jamie Leach | RW | 20/27 | 1989-92 | 60 | 7 | 7 | 14 | 10 | -- | -- | -- | -- | -- |
| Steve Leach | RW | 23 | 1999-00 | 56 | 2 | 3 | 5 | 24 | -- | -- | -- | -- | -- |
| Patrick Lebeau | LW | 18 | 1998-99 | 8 | 1 | 0 | 1 | 2 | -- | -- | -- | -- | -- |
| Bill LeCaine | RW | 17 | 1968-69 | 4 | 0 | 0 | 0 | 0 | -- | -- | -- | -- | -- |
| John LeClair | LW | 10 | 2005-06 | 94 | 24 | 34 | 58 | 73 | -- | -- | -- | -- | -- |
| Doug Lecuyer | LW | 23 | 1982 | 12 | 1 | 4 | 5 | 12 | -- | -- | -- | -- | -- |
| Peter Lee | RW | 10 | 1977-83 | 431 | 114 | 131 | 245 | 257 | 19 | 0 | 8 | 8 | 4 |
| Guillaume Lefebvre | LW | 33/11 | 2003-06 | 21 | 2 | 4 | 6 | 9 | -- | -- | -- | -- | -- |
| Petteri Lehto | D | 8 | 1984-85 | 6 | 0 | 0 | 0 | 4 | -- | -- | -- | -- | -- |
| Bob Leiter | C | 23 | 1971-72 | 78 | 14 | 17 | 31 | 18 | 4 | 3 | 0 | 3 | 0 |
| Alain Lemieux | C | 11 | 1986-87 | 1 | 0 | 0 | 0 | 0 | -- | -- | -- | -- | -- |
| Mario Lemieux | C | 66 | 1984-97/ 2000-06 | 915 | 690 | 1033 | 1723 | 834 | 107 | 76 | 96 | 172 | 87 |
| Jordan Leopold | D | 4 | 2010 | 20 | 4 | 4 | 8 | 6 | 8 | 0 | 0 | 0 | 2 |
| Francois Leroux | D | 30/18 | 1995-97 | 165 | 2 | 14 | 16 | 356 | 33 | 1 | 3 | 4 | 34 |
| Mark Letestu | C | 38/10 | 2009-11 | 85 | 15 | 14 | 29 | 17 | 11 | 0 | 2 | 2 | 0 |

| Player | POS | # | YEARS | REGULAR SEASON | | | | | PLAYOFFS | | | | |
|--------------------|-----|-----------------|---------------|----------------|-----|-----|-----|-----|----------|----|----|-----|-----|
| | | | | GP | G | A | PTS | PIM | GP | G | A | PTS | PIM |
| Pierre-Luc Leblond | RW | 32 | 2014 | 1 | 0 | 0 | 0 | 0 | -- | -- | -- | -- | -- |
| Nick Libett | LW | 14 | 1979-81 | 121 | 20 | 18 | 38 | 18 | 5 | 1 | 1 | 2 | 0 |
| Willy Lindstrom | RW | 19 | 1985-87 | 131 | 24 | 30 | 54 | 36 | -- | -- | -- | -- | -- |
| Richard Lintner | D | 6 | 2003 | 19 | 3 | 2 | 5 | 10 | -- | -- | -- | -- | -- |
| Troy Loney | LW | 26/11/24 | 1983-93 | 532 | 69 | 100 | 169 | 982 | 66 | 8 | 14 | 22 | 97 |
| Ross Lonsberry | LW | 18 | 1978-81 | 236 | 56 | 73 | 129 | 150 | 17 | 2 | 3 | 5 | 13 |
| Ben Lovejoy | D | 65/6/12 | 2008-13/15-16 | 184 | 9 | 29 | 38 | 101 | 38 | 2 | 8 | 10 | 16 |
| Darren Lowe | RW | 35 | 1984 | 8 | 1 | 2 | 3 | 0 | -- | -- | -- | -- | -- |
| Bernie Lukowich | RW | 11 | 1973-74 | 53 | 9 | 10 | 19 | 32 | -- | -- | -- | -- | -- |
| Brian Lundberg | D | 2 | 1982-83 | 1 | 0 | 0 | 0 | 2 | -- | -- | -- | -- | -- |
| Ross Lupaschuk | D | 34 | 2002 | 3 | 0 | 0 | 0 | 4 | -- | -- | -- | -- | -- |
| Gilles Lupien | D | 2 | 1980-81 | 31 | 0 | 1 | 1 | 34 | -- | -- | -- | -- | -- |
| Jack Lynch | D | 3 | 1972-74 | 64 | 1 | 25 | 26 | 61 | -- | -- | -- | -- | -- |
| Steve Lyon | D | 5 | 1976-77 | 3 | 0 | 0 | 0 | 2 | -- | -- | -- | -- | -- |
| M | | | | | | | | | | | | | |
| Lowell MacDonald | LW | 15/14/18 | 1970-78 | 328 | 140 | 166 | 306 | 60 | 15 | 6 | 4 | 10 | 8 |
| Steve MacIntyre | LW | 33 | 2011-13 | 13 | 0 | 0 | 0 | 18 | -- | -- | -- | -- | -- |
| Norm Maciver | D | 37/22 | 1995 | 45 | 2 | 30 | 32 | 38 | 12 | 1 | 4 | 5 | 8 |
| Rick MacLeish | LW | 7/19 | 1981-83 | 46 | 13 | 17 | 30 | 30 | 5 | 1 | 1 | 2 | 0 |
| Al MacNeil | D | 3 | 1967-68 | 74 | 2 | 10 | 12 | 58 | -- | -- | -- | -- | -- |
| Pete Mahovlich | C | 20/26 | 1977-79 | 117 | 39 | 75 | 114 | 76 | 2 | 0 | 1 | 1 | 0 |
| Greg Malone | C | 12 | 1976-83 | 495 | 143 | 221 | 364 | 496 | 18 | 3 | 5 | 8 | 32 |
| Ryan Malone | LW | 12 | 2003-08 | 299 | 87 | 82 | 169 | 301 | 25 | 6 | 10 | 16 | 25 |
| Kent Manderville | C | 47/26 | 2002-03 | 86 | 3 | 5 | 8 | 50 | -- | -- | -- | -- | -- |
| Jimmy Mann | RW | 18 | 1987-88 | 9 | 0 | 0 | 0 | 53 | -- | -- | -- | -- | -- |
| Moe Mantha | D | 20 | 1984-87 | 232 | 37 | 131 | 168 | 223 | -- | -- | -- | -- | -- |
| Paul Marshall | LW | 20 | 1979-80 | 59 | 12 | 12 | 24 | 13 | 1 | 0 | 0 | 0 | 0 |
| Paul Martin | D | 7 | 2010-15 | 297 | 17 | 92 | 109 | 80 | 43 | 3 | 21 | 24 | 14 |
| Dwight Mathiasen | RW | 11/22/ 24/34 | 1986-88 | 33 | 1 | 7 | 8 | 18 | -- | -- | -- | -- | -- |
| Dick Mattiussi | LW | 5 | 1967-69 | 44 | 0 | 4 | 4 | 32 | -- | -- | -- | -- | -- |
| Bryan Maxwell | D | 16/5 | 1983-85 | 89 | 3 | 20 | 23 | 141 | -- | -- | -- | -- | -- |
| Pat Mayer | D | 32 | 1987-88 | 1 | 0 | 0 | 0 | 4 | -- | -- | -- | -- | -- |
| Gary McAdam | LW | 16 | 1979-81 | 140 | 27 | 40 | 67 | 95 | 12 | 3 | 3 | 6 | 9 |
| Andrew McBain | RW | 9 | 1989-90 | 41 | 5 | 9 | 14 | 51 | -- | -- | -- | -- | -- |
| Dunc McCallum | D | 6/26 | 1967-71 | 185 | 14 | 35 | 49 | 228 | 10 | 1 | 2 | 3 | 12 |
| Kevin McCarthy | D | 24/25 | 1984-85 | 95 | 13 | 26 | 39 | 82 | -- | -- | -- | -- | -- |
| Kevin McClelland | C | 18 | 1981-83 | 72 | 8 | 12 | 20 | 139 | 5 | 1 | 1 | 2 | 5 |
| Keith McCreary | LW | 10/21 | 1967-72 | 292 | 82 | 59 | 141 | 199 | 11 | 0 | 4 | 4 | 6 |
| Ab McDonald | LW | 20 | 1967-68 | 74 | 22 | 21 | 43 | 38 | -- | -- | -- | -- | -- |
| Colin McDonald | RW | 38 | 2012 | 5 | 0 | 0 | 0 | 0 | -- | -- | -- | -- | -- |
| Joe McDonnell | D | 2 | 1984-86 | 43 | 2 | 9 | 11 | 22 | -- | -- | -- | -- | -- |
| Al McDonough | RW | 9 | 1972-74 | 152 | 56 | 74 | 130 | 46 | 4 | 0 | 1 | 1 | 0 |

| Player | POS | # | YEARS | REGULAR SEASON | | | | | PLAYOFFS | | | | |
|------------------|------|----------|-------------------|----------------|-----|-----|-----|-----|----------|----|----|-----|-----|
| | | | | GP | G | A | PTS | PIM | GP | G | A | PTS | PIM |
| Shawn McEachern | C/LW | 15 | 1991-93/ 94-95 | 170 | 53 | 59 | 112 | 78 | 48 | 6 | 11 | 17 | 24 |
| Jim McGeough | RW | 16/22 | 1985-87 | 42 | 4 | 10 | 14 | 20 | -- | -- | -- | -- | -- |
| Jay McKee | D | 74 | 2009-10 | 62 | 1 | 9 | 10 | 54 | 5 | 0 | 0 | 0 | 2 |
| Greg McKegg | C | 33 | 2017 | 26 | 2 | 2 | 4 | 8 | -- | -- | -- | -- | -- |
| Steve McKenna | LW | 23 | 2001/ 02-04 | 162 | 10 | 3 | 13 | 313 | -- | -- | -- | -- | -- |
| Brian McKenzie | LW | 15 | 1971-72 | 6 | 1 | 1 | 2 | 4 | -- | -- | -- | -- | -- |
| Jim McKenzie | LW | 33 | 1994-95 | 50 | 2 | 1 | 3 | 79 | 8 | 0 | 0 | 0 | 4 |
| Dave McLlwain | C | 19/26 | 1987-89/ 1996 | 108 | 14 | 14 | 28 | 48 | 9 | 0 | 1 | 1 | 0 |
| Mike McMahon | D | 26 | 1969-70 | 12 | 1 | 3 | 4 | 19 | -- | -- | -- | -- | -- |
| Bob McManama | D | 15 | 1973-76 | 99 | 11 | 25 | 36 | 28 | 8 | 0 | 1 | 1 | 6 |
| Marty McSorley | RW/D | 4/33 | 1983-85/ 93-94 | 134 | 5 | 25 | 30 | 378 | -- | -- | -- | -- | -- |
| Mike Meeker | RW | 8/16 | 1978-79 | 4 | 0 | 0 | 0 | 5 | -- | -- | -- | -- | -- |
| Jayson Megna | LW | 59 | 2013-15 | 48 | 5 | 5 | 10 | 20 | 2 | 0 | 0 | 0 | 0 |
| Ron Meighan | D | 5 | 1982-83 | 41 | 2 | 6 | 8 | 16 | -- | -- | -- | -- | -- |
| Josef Melichar | D | 2 | 2000-07 | 310 | 7 | 33 | 40 | 263 | 5 | 0 | 0 | 0 | 2 |
| Eric Meloche | RW | 72 | 2001-04 | 61 | 8 | 9 | 17 | 32 | -- | -- | -- | -- | -- |
| Zbynek Michalek | D | 4 | 2010-12 | 135 | 7 | 25 | 32 | 54 | 13 | 0 | 2 | 2 | 0 |
| Dave Michayluk | LW | 34 | 1992 | -- | -- | -- | -- | -- | 7 | 1 | 1 | 2 | 0 |
| Kevin Miller | C | 8 | 1996 | 13 | 6 | 5 | 11 | 4 | 18 | 3 | 2 | 5 | 8 |
| Kip Miller | C | 37 | 1998-01 | 154 | 26 | 46 | 72 | 38 | 13 | 2 | 7 | 9 | 19 |
| Chris Minard | LW | 39/32/23 | 2007-09 | 35 | 2 | 3 | 5 | 14 | -- | -- | -- | -- | -- |
| Dmitri Mironov | D | 15 | 1995-96 | 87 | 4 | 36 | 40 | 112 | 15 | 0 | 1 | 1 | 10 |
| Carl Mokusak | LW | 31 | 1986-87 | 3 | 0 | 0 | 0 | 4 | -- | -- | -- | -- | -- |
| Hartland Monahan | RW | 8 | 1977-78 | 7 | 2 | 0 | 2 | 2 | -- | -- | -- | -- | -- |
| Dominic Moore | C | 18 | 2006-07 | 59 | 6 | 9 | 15 | 46 | -- | -- | -- | -- | -- |
| Ian Moran | D/RW | 37/24 | 1995-03 | 433 | 19 | 44 | 63 | 281 | 61 | 1 | 6 | 7 | 20 |
| Aleksey Morozov | RW | 95 | 1997-04 | 451 | 84 | 135 | 219 | 98 | 39 | 4 | 5 | 9 | 8 |
| Jim Morrison | D | 26/27 | 1969-71 | 132 | 5 | 25 | 30 | 72 | 8 | 0 | 3 | 3 | 10 |
| Lew Morrison | RW | 16 | 1974-78 | 214 | 13 | 13 | 26 | 12 | 13 | 0 | 0 | 0 | 0 |
| Brenden Morrow | LW | 10 | 2013 | 15 | 6 | 8 | 14 | 19 | 14 | 2 | 2 | 4 | 8 |
| Kael Moullierat | C | 22 | 2016 | 1 | 0 | 0 | 0 | 2 | -- | -- | -- | -- | -- |
| Joe Mullen | RW | 7 | 1990-95/ 96-97 | 379 | 153 | 172 | 325 | 101 | 62 | 16 | 15 | 31 | 20 |
| Glenn Mulvenna | C | 45 | 1991 | 1 | 0 | 0 | 0 | 2 | -- | -- | -- | -- | -- |
| Paul Mulvey | LW | 26 | 1981 | 27 | 1 | 7 | 8 | 76 | -- | -- | -- | -- | -- |
| Craig Muni | D | 28 | 1996-97 | 64 | 0 | 4 | 4 | 36 | 3 | 0 | 0 | 0 | 0 |
| Matt Murley | LW | 22/17 | 2003-06 | 59 | 2 | 6 | 8 | 38 | -- | -- | -- | -- | -- |
| Larry Murphy | D | 4/55 | 1990-95 | 336 | 78 | 223 | 301 | 213 | 74 | 15 | 57 | 72 | 73 |
| Douglas Murray | D | 3 | 2013 | 14 | 1 | 2 | 3 | 9 | 15 | 2 | 1 | 3 | 32 |
| Glen Murray | RW | 27 | 1995-97 | 135 | 25 | 26 | 51 | 81 | 18 | 2 | 6 | 8 | 10 |
| Troy Murray | C | 12 | 1995 | 13 | 0 | 2 | 2 | 23 | 12 | 2 | 1 | 3 | 12 |

| Player | POS | # | YEARS | REGULAR SEASON | | | | | PLAYOFFS | | | | |
|------------------|------|----------|-------------------|----------------|----|-----|-----|-----|----------|----|----|-----|-----|
| | | | | GP | G | A | PTS | PIM | GP | G | A | PTS | PIM |
| N | | | | | | | | | | | | | |
| Markus Naslund | RW | 14/29 | 1993-96 | 151 | 25 | 42 | 67 | 65 | -- | -- | -- | -- | -- |
| Alain Nasreddine | D | 32 | 2005-08 | 56 | 1 | 4 | 5 | 30 | -- | -- | -- | -- | -- |
| James Neal | RW | 18 | 2011-14 | 199 | 89 | 95 | 184 | 174 | 38 | 11 | 11 | 22 | 50 |
| Pat Neaton | D | 36 | 1993 | 9 | 1 | 1 | 2 | 12 | -- | -- | -- | -- | -- |
| Petr Nedved | C | 93 | 1995-97 | 154 | 78 | 92 | 170 | 134 | 23 | 11 | 12 | 23 | 28 |
| Mike Needham | RW | 45/39 | 1992-94 | 81 | 9 | 5 | 14 | 16 | 14 | 2 | 0 | 2 | 4 |
| Todd Nelson | D | 44 | 1991-92 | 1 | 0 | 0 | 0 | 0 | -- | -- | -- | -- | -- |
| Ville Nieminen | LW | 10 | 2002-03 | 88 | 10 | 14 | 24 | 101 | -- | -- | -- | -- | -- |
| Matt Niskanen | D | 2 | 2011-14 | 214 | 19 | 66 | 85 | 130 | 39 | 3 | 12 | 15 | 25 |
| Ted Nolan | LW | 25/34 | 1985-86 | 18 | 1 | 1 | 2 | 34 | -- | -- | -- | -- | -- |
| Simon Nolet | RW | 9 | 1975-76 | 39 | 9 | 8 | 17 | 2 | 3 | 0 | 0 | 0 | 0 |
| Niklas Nordgren | C | 15 | 2006 | 15 | 0 | 0 | 0 | 4 | -- | -- | -- | -- | -- |
| Joe Noris | D | 27 | 1971-72 | 35 | 2 | 5 | 7 | 20 | -- | -- | -- | -- | -- |
| Jeff Norton | D | 4/25 | 2000-01 | 32 | 2 | 10 | 12 | 20 | -- | -- | -- | -- | -- |
| Hank Nowak | LW | 27 | 1973-74 | 13 | 0 | 0 | 0 | 11 | -- | -- | -- | -- | -- |
| O | | | | | | | | | | | | | |
| Lyle Odelein | D | 24 | 2005-06 | 27 | 0 | 1 | 1 | 50 | -- | -- | -- | -- | -- |
| Roman Oksiuta | RW | 20 | 1997 | 7 | 0 | 0 | 0 | 4 | -- | -- | -- | -- | -- |
| Fredrik Olausson | D | 23 | 1996-98 | 127 | 13 | 47 | 60 | 66 | 10 | 0 | 4 | 4 | 2 |
| Eddie Olczyk | LW | 27/16 | 1997-98 | 68 | 15 | 18 | 33 | 41 | 11 | 3 | 0 | 3 | 16 |
| Steve Oleksy | D | 61 | 2016-17 | 11 | 0 | 1 | 1 | 24 | -- | -- | -- | -- | -- |
| Krzysztof Oliwa | LW | 29 | 2001-02 | 83 | 1 | 4 | 5 | 281 | 5 | 0 | 0 | 0 | 16 |
| Tom O'Regan | C | 8/12 | 1983-86 | 61 | 5 | 12 | 17 | 10 | -- | -- | -- | -- | -- |
| Cal O'Reilly | C | 16 | 2012 | 6 | 0 | 1 | 1 | 0 | -- | -- | -- | -- | -- |
| Brooks Orpik | D | 29/44 | 2003-14 | 703 | 13 | 119 | 132 | 734 | 92 | 2 | 13 | 15 | 88 |
| Michel Ouellet | RW | 59/7 | 2005-07 | 123 | 35 | 45 | 80 | 46 | 5 | 0 | 2 | 2 | 6 |
| Dennis Owchar | D | 25 | 1974-78 | 168 | 18 | 49 | 67 | 146 | 8 | 0 | 1 | 1 | 6 |
| P | | | | | | | | | | | | | |
| Jim Paek | D | 2/3 | 1990-94 | 170 | 4 | 26 | 30 | 117 | 27 | 1 | 4 | 5 | 8 |
| Wilf Paiement | RW | 9 | 1987-88 | 23 | 2 | 6 | 8 | 39 | -- | -- | -- | -- | -- |
| Ziggy Palffy | RW | 33 | 2005-06 | 42 | 11 | 31 | 42 | 12 | -- | -- | -- | -- | -- |
| Bob Paradise | D | 2/24 | 1973-75/ 77-79 | 203 | 7 | 33 | 40 | 209 | 8 | 0 | 1 | 1 | 17 |
| Richard Park | C | 26/76/12 | 1994- 97/11-12 | 112 | 11 | 14 | 25 | 50 | 6 | 0 | 1 | 1 | 4 |
| Ed Patterson | RW | 44 | 1993-96 | 68 | 3 | 3 | 6 | 56 | -- | -- | -- | -- | -- |
| Adam Payerl | RW | 45 | 2014 | 2 | 0 | 0 | 0 | 2 | -- | -- | -- | -- | -- |
| Mel Pearson | C/LW | 23 | 1967-68 | 2 | 0 | 1 | 1 | 0 | -- | -- | -- | -- | -- |
| Barry Pederson | C | 10 | 1990-91 | 84 | 10 | 26 | 36 | 50 | -- | -- | -- | -- | -- |
| David Perron | LW | 39/57 | 2015-16 | 86 | 16 | 22 | 38 | 70 | 5 | 0 | 1 | 1 | 4 |
| Janne Pesonen | LW | 20 | 2008-09 | 7 | 0 | 0 | 0 | 0 | -- | -- | -- | -- | -- |
| Toby Petersen | C | 17 | 2000-02 | 91 | 10 | 16 | 26 | 8 | -- | -- | -- | -- | -- |

| Player | POS | # | YEARS | REGULAR SEASON | | | | | PLAYOFFS | | | | |
|---------------------|-----|-----------------|---------------------|----------------|-----|-----|-----|-----|----------|----|----|-----|-----|
| | | | | GP | G | A | PTS | PIM | GP | G | A | PTS | PIM |
| Ronald Petrovicky | RW | 26 | 2006-07 | 31 | 3 | 3 | 6 | 28 | 3 | 0 | 0 | 0 | 2 |
| Alexandre Picard | D | 54 | 2011 | 17 | 0 | 4 | 4 | 4 | -- | -- | -- | -- | -- |
| Lasse Pirjeta | C | 11 | 2004-06 | 38 | 10 | 9 | 19 | 18 | -- | -- | -- | -- | -- |
| Domenic Pittis | C | 23 | 1996 | 1 | 0 | 0 | 0 | 0 | -- | -- | -- | -- | -- |
| Sergei Plotnikov | LW | 61 | 2015-16 | 32 | 0 | 2 | 2 | 20 | -- | -- | -- | -- | -- |
| Steve Poapst | D | 3 | 2005 | 21 | 0 | 4 | 4 | 10 | -- | -- | -- | -- | -- |
| Greg Polis | LW | 22 | 1970-74 | 256 | 88 | 70 | 158 | 146 | 4 | 0 | 2 | 2 | 0 |
| Alexei Ponikarovsky | LW | 23 | 2010 | 16 | 2 | 7 | 9 | 17 | 11 | 1 | 4 | 5 | 4 |
| Peter Popovic | D | 34 | 1999-00 | 54 | 1 | 5 | 6 | 30 | 10 | 0 | 0 | 0 | 10 |
| Kevin Porter | C | 11 | 2015-17 | 43 | 0 | 3 | 3 | 0 | -- | -- | -- | -- | -- |
| Corey Potter | D | 42 | 2011 | 1 | 0 | 0 | 0 | 0 | -- | -- | -- | -- | -- |
| Derrick Pouliot | D | 51 | 2014-17 | 67 | 2 | 12 | 14 | 10 | 2 | 0 | 0 | 0 | 2 |
| Kelly Pratt | RW | 12 | 1974-75 | 22 | 0 | 6 | 6 | 15 | -- | -- | -- | -- | -- |
| Tracy Pratt | D | 6/11 | 1968-70 | 83 | 5 | 12 | 17 | 158 | 10 | 0 | 1 | 1 | 51 |
| Dean Prentice | LW | 20 | 1969-71 | 144 | 47 | 42 | 89 | 32 | 10 | 2 | 5 | 7 | 8 |
| Noel Price | D | 4 | 1967-69 | 143 | 8 | 45 | 53 | 109 | -- | -- | -- | -- | -- |
| Pat Price | D | 2 | 1980-82 | 128 | 8 | 52 | 60 | 459 | 10 | 1 | 1 | 2 | 49 |
| Tom Price | D | 6/25/28 | 1977-79 | 19 | 0 | 2 | 2 | 8 | -- | -- | -- | -- | -- |
| Ken Priestley | C | 18 | 1991-92 | 51 | 2 | 9 | 11 | 4 | -- | -- | -- | -- | -- |
| Wayne Primeau | C | 15 | 2001-03 | 131 | 9 | 24 | 33 | 127 | 18 | 1 | 3 | 4 | 2 |
| Sean Pronger | C | 12 | 1998 | 7 | 1 | 0 | 1 | 2 | 5 | 0 | 0 | 0 | 4 |
| Jean Pronovost | RW | 19 | 1968-78 | 753 | 316 | 287 | 603 | 306 | 29 | 9 | 9 | 18 | 12 |
| Jamie Pushor | D | 3/4 | 2002-03 | 91 | 3 | 3 | 6 | 106 | -- | -- | -- | -- | -- |
| Taylor Pyatt | LW | 17 | 2014 | 34 | 4 | 0 | 4 | 10 | -- | -- | -- | -- | -- |
| Q | | | | | | | | | | | | | |
| Dan Quinn | C | 10/14/9 | 1986-90/ 96 | 270 | 111 | 165 | 276 | 224 | 11 | 6 | 3 | 9 | 10 |
| R | | | | | | | | | | | | | |
| Mike Ramsey | D | 6 | 1993-94 | 77 | 3 | 4 | 7 | 30 | 13 | 0 | 6 | 6 | 4 |
| Ryan Reaves | RW | 75 | 2017-18 | 58 | 4 | 4 | 8 | 84 | -- | -- | -- | -- | -- |
| Mark Recchi | RW | 18/8 | 1988-92/ 2005-07 | 389 | 154 | 231 | 385 | 300 | 29 | 10 | 28 | 38 | 33 |
| Dylan Reese | D | 42 | 2013 | 3 | 0 | 0 | 0 | 0 | -- | -- | -- | -- | -- |
| Stephane Richer | RW | 44 | 2001-02 | 58 | 13 | 12 | 25 | 14 | -- | -- | -- | -- | -- |
| Gary Rissling | RW | 10/15/ 20/23 | 1981-85 | 184 | 20 | 26 | 46 | 830 | 5 | 0 | 1 | 1 | 4 |
| Jani Rita | RW | 28 | 2006 | 30 | 3 | 4 | 7 | 4 | -- | -- | -- | -- | -- |
| Bob Rivard | LW | 19 | 1967-68 | 27 | 5 | 12 | 17 | 4 | -- | -- | -- | -- | -- |
| Rene Robert | C | 14 | 1971-72 | 49 | 7 | 11 | 18 | 42 | -- | -- | -- | -- | -- |
| Gary Roberts | LW | 10 | 2007-08 | 57 | 10 | 18 | 28 | 66 | 16 | 4 | 4 | 8 | 34 |
| Gord Roberts | D | 14/28 | 1990-92 | 134 | 5 | 34 | 39 | 157 | 43 | 1 | 4 | 5 | 95 |
| Luc Robitaille | LW | 20 | 1994-95 | 46 | 23 | 19 | 42 | 37 | 12 | 7 | 4 | 11 | 26 |
| Randy Robitaille | C | 22 | 2002-03 | 81 | 15 | 32 | 47 | 24 | -- | -- | -- | -- | -- |
| Dave Roche | LW | 51 | 1995-97 | 132 | 12 | 12 | 24 | 285 | 16 | 2 | 7 | 9 | 26 |

| Player | POS | # | YEARS | REGULAR SEASON | | | | | PLAYOFFS | | | | |
|-------------------|------|----------|---------------|----------------|-----|-----|-----|-----|----------|----|----|-----|-----|
| | | | | GP | G | A | PTS | PIM | GP | G | A | PTS | PIM |
| Tom Roulston | RW | 12/18 | 1984-86 | 58 | 11 | 17 | 28 | 10 | -- | -- | -- | -- | -- |
| Mike Rowe | D | 5/33 | 1984-87 | 11 | 0 | 0 | 0 | 11 | -- | -- | -- | -- | -- |
| Carter Rowney | C/RW | 37 | 2017-18 | 71 | 5 | 7 | 12 | 8 | 23 | 0 | 3 | 3 | 4 |
| Andre Roy | RW | 36 | 2005-06 | 47 | 2 | 1 | 3 | 128 | -- | -- | -- | -- | -- |
| Michal Rozsival | D | 28 | 1999-05 | 237 | 18 | 47 | 65 | 161 | 2 | 0 | 0 | 0 | 4 |
| Duane Rupp | D | 2 | 1969-74 | 265 | 21 | 83 | 104 | 170 | 10 | 2 | 2 | 4 | 8 |
| Mike Rupp | RW | 17 | 2009-11 | 162 | 22 | 14 | 36 | 244 | 18 | 1 | 1 | 2 | 12 |
| Terry Ruskowski | LW | 8 | 1985-87 | 142 | 40 | 74 | 114 | 307 | -- | -- | -- | -- | -- |
| Jarkko Ruutu | LW | 37 | 2006-08 | 152 | 13 | 19 | 32 | 263 | 25 | 2 | 1 | 3 | 36 |
| S | | | | | | | | | | | | | |
| Rocky Saganiuk | RW | 28/11/33 | 1983-84 | 29 | 1 | 3 | 4 | 37 | -- | -- | -- | -- | -- |
| Kjell Samuelsson | D | 23/28 | 1992-95 | 183 | 10 | 22 | 32 | 312 | 44 | 0 | 7 | 7 | 72 |
| Mikael Samuelsson | RW | 37 | 2003 | 22 | 2 | 0 | 2 | 8 | -- | -- | -- | -- | -- |
| Philip Samuelsson | D | 55 | 2013 | 5 | 0 | 0 | 0 | 0 | -- | -- | -- | -- | -- |
| Ulf Samuelsson | D | 5 | 1991-95 | 277 | 11 | 83 | 94 | 804 | 66 | 4 | 12 | 16 | 123 |
| Derek Sanderson | C | 16 | 1978 | 13 | 3 | 1 | 4 | 0 | -- | -- | -- | -- | -- |
| Tomas Sandstrom | RW | 17 | 1994-97 | 172 | 71 | 84 | 155 | 168 | 36 | 7 | 5 | 12 | 50 |
| Grant Sasser | C | 19 | 1983-84 | 3 | 0 | 0 | 0 | 0 | -- | -- | -- | -- | -- |
| Miroslav Satan | RW | 81 | 2008-09 | 65 | 17 | 19 | 36 | 36 | 17 | 1 | 5 | 6 | 11 |
| Glen Sather | LW | 16 | 1969-71 | 122 | 20 | 17 | 37 | 210 | 10 | 0 | 2 | 2 | 17 |
| Ryan Savoia | C | 18 | 1998 | 3 | 0 | 0 | 0 | 0 | -- | -- | -- | -- | -- |
| Ken Schinkel | RW | 12 | 1967-73 | 371 | 93 | 143 | 236 | 86 | 13 | 6 | 1 | 7 | 4 |
| Norm Schmidt | D | 3/25 | 1983-88 | 125 | 23 | 33 | 56 | 73 | -- | -- | -- | -- | -- |
| Ron Schock | C | 17 | 1969-77 | 619 | 124 | 280 | 404 | 201 | 29 | 2 | 12 | 14 | 23 |
| Dwight Schofield | D | 4 | 1986-87 | 25 | 1 | 6 | 7 | 59 | -- | -- | -- | -- | -- |
| Dave Schultz | LW | 8 | 1977-79 | 113 | 13 | 34 | 47 | 533 | -- | -- | -- | -- | -- |
| Rod Schutt | LW | 23/27 | 1978-84 | 278 | 77 | 92 | 169 | 177 | 22 | 8 | 6 | 14 | 26 |
| Rob Scuderi | D | 45/5/4 | 2004-09/13-15 | 460 | 4 | 53 | 57 | 139 | 67 | 1 | 7 | 8 | 16 |
| Jeff Serowik | D | 48/16 | 1998-99 | 26 | 0 | 6 | 6 | 16 | -- | -- | -- | -- | -- |
| Tom Sestito | RW | 47/25 | 2016-17 | 17 | 0 | 3 | 3 | 67 | -- | -- | -- | -- | -- |
| Eddie Shack | LW | 23/24 | 1972-73 | 87 | 30 | 29 | 59 | 96 | 4 | 0 | 1 | 1 | 15 |
| Conor Sheary | LW | 43 | 2015-18 | 184 | 48 | 45 | 93 | 40 | 57 | 6 | 13 | 19 | 14 |
| Doug Shedden | RW | 14 | 1981-86 | 332 | 123 | 159 | 282 | 148 | -- | -- | -- | -- | -- |
| Gregg Sheppard | C | 20/19 | 1978-82 | 241 | 50 | 73 | 123 | 113 | 17 | 4 | 7 | 11 | 2 |
| Jim Shires | LW | 27 | 1973 | 18 | 1 | 2 | 3 | 2 | -- | -- | -- | -- | -- |
| Zach Sill | C | 38 | 2013-15 | 62 | 1 | 2 | 3 | 72 | -- | -- | -- | -- | -- |
| Jon Sim | LW | 39 | 2004 | 15 | 2 | 3 | 5 | 6 | -- | -- | -- | -- | -- |
| Roman Simicek | C | 15 | 2000-01 | 29 | 3 | 6 | 9 | 30 | -- | -- | -- | -- | -- |
| Charlie Simmer | RW | 13/16 | 1988-89 | 50 | 11 | 17 | 28 | 24 | -- | -- | -- | -- | -- |
| Bob Simpson | LW | 28/33 | 1981-83 | 30 | 10 | 9 | 19 | 4 | 2 | 0 | 0 | 0 | 0 |
| Craig Simpson | RW | 18 | 1985-88 | 169 | 50 | 55 | 105 | 138 | -- | -- | -- | -- | -- |
| Reid Simpson | LW | 33 | 2003-04 | 2 | 0 | 0 | 0 | 17 | -- | -- | -- | -- | -- |
| Ville Siren | D | 5 | 1984-88 | 199 | 11 | 45 | 56 | 158 | -- | -- | -- | -- | -- |

| Player | POS | # | YEARS | REGULAR SEASON | | | | | PLAYOFFS | | | | |
|-------------------|-----|----------|-------------------|----------------|-----|-----|-----|------|----------|----|----|-----|-----|
| | | | | GP | G | A | PTS | PIM | GP | G | A | PTS | PIM |
| Michal Sivek | C | 47/22 | 2002-03 | 38 | 3 | 3 | 6 | 14 | -- | -- | -- | -- | -- |
| Martin Skoula | D | 41 | 2009-10 | 33 | 3 | 5 | 8 | 6 | -- | -- | -- | -- | -- |
| Pavel Skrbek | D | 46 | 1999 | 4 | 0 | 0 | 0 | 2 | -- | -- | -- | -- | -- |
| John Slaney | D | 32 | 1999-00 | 29 | 1 | 4 | 5 | 10 | 2 | 1 | 0 | 1 | 2 |
| Jiri Slegr | D | 71 | 1997-01 | 252 | 24 | 62 | 86 | 337 | 29 | 3 | 10 | 13 | 33 |
| Doug Smith | C | 15 | 1990 | 10 | 1 | 1 | 2 | 25 | -- | -- | -- | -- | -- |
| Nathan Smith | C | 41 | 2008 | 13 | 0 | 0 | 0 | 2 | -- | -- | -- | -- | -- |
| Trevor Smith | LW | 23 | 2013 | 1 | 0 | 0 | 0 | 0 | -- | -- | -- | -- | -- |
| Bryan Smolinski | C | 8/20 | 1995-96 | 81 | 24 | 40 | 64 | 69 | 18 | 5 | 4 | 9 | 10 |
| Carl Sneep | D | 59 | 2011 | 1 | 0 | 1 | 1 | 0 | -- | -- | -- | -- | -- |
| Ron Snell | RW | 14/16 | 1968-70 | 7 | 3 | 2 | 5 | 6 | -- | -- | -- | -- | -- |
| Ted Snell | RW | 10 | 1973-74 | 55 | 4 | 12 | 16 | 8 | -- | -- | -- | -- | -- |
| Martin Sonnenberg | LW | 45/12 | 1998-02 | 58 | 2 | 3 | 5 | 19 | 7 | 0 | 0 | 0 | 0 |
| Nick Spaling | C | 13 | 2014-15 | 82 | 9 | 18 | 27 | 26 | 5 | 1 | 1 | 2 | 4 |
| Billy Speer | D | 25/23/17 | 1967-69 | 102 | 4 | 17 | 21 | 71 | -- | -- | -- | -- | -- |
| Brian Spencer | LW | 22 | 1977-78 | 86 | 9 | 11 | 20 | 81 | -- | -- | -- | -- | -- |
| Jordan Staal | C | 11 | 2006-12 | 431 | 120 | 128 | 248 | 231 | 73 | 23 | 13 | 36 | 34 |
| Ron Stackhouse | D | 28/3 | 1973-82 | 621 | 66 | 277 | 343 | 547 | 32 | 5 | 8 | 13 | 38 |
| Paul Stanton | D | 22/23 | 1990-93 | 206 | 11 | 38 | 49 | 199 | 44 | 2 | 10 | 12 | 66 |
| Mike Stapleton | C | 26 | 1992-94 | 136 | 11 | 13 | 24 | 28 | 4 | 0 | 0 | 0 | 0 |
| Lee Stempniak | RW | 22 | 2014 | 21 | 4 | 7 | 11 | 4 | 13 | 2 | 1 | 3 | 6 |
| Brett Sterling | LW | 12 | 2011 | 7 | 3 | 2 | 5 | 16 | -- | -- | -- | -- | -- |
| Kevin Stevens | LW | 25 | 1987-95/ 2001 | 522 | 260 | 295 | 555 | 1048 | 103 | 46 | 60 | 106 | 170 |
| Bob Stewart | D | 8 | 1979-80 | 65 | 3 | 7 | 10 | 52 | 5 | 1 | 1 | 2 | 2 |
| John Stewart | LW | 20/23/25 | 1970-72 | 40 | 4 | 9 | 13 | 32 | -- | -- | -- | -- | -- |
| Karl Stewart | C | 17 | 2006 | 3 | 0 | 0 | 0 | 2 | -- | -- | -- | -- | -- |
| Andre St. Laurent | C | 34 | 1982-83 | 96 | 23 | 14 | 37 | 130 | 5 | 2 | 1 | 3 | 8 |
| Alek Stojanov | LW | 11/25 | 1996-98 | 45 | 2 | 4 | 6 | 86 | 9 | 0 | 0 | 0 | 19 |
| Ryan Stone | LW | 33 | 2007-09 | 8 | 0 | 1 | 1 | 7 | -- | -- | -- | -- | -- |
| Blaine Stoughton | RW | 12 | 1973-74 | 34 | 5 | 6 | 11 | 8 | -- | -- | -- | -- | -- |
| Brian Strait | D | 37 | 2011-12 | 12 | 0 | 1 | 1 | 4 | 3 | 0 | 0 | 0 | 0 |
| Martin Straka | LW | 82 | 1992-95/ 97-03 | 560 | 165 | 277 | 442 | 215 | 65 | 19 | 27 | 46 | 30 |
| Art Stratton | LW | 7 | 1967-68 | 58 | 16 | 21 | 37 | 16 | -- | -- | -- | -- | -- |
| Martin Strbak | D | 6 | 2003-04 | 44 | 3 | 11 | 14 | 38 | -- | -- | -- | -- | -- |
| Mark Streit | D | 32 | 2017 | 19 | 1 | 5 | 6 | 6 | 3 | 0 | 2 | 2 | 0 |
| Bob Stumpf | D | 29 | 1975 | 3 | 0 | 0 | 0 | 4 | -- | -- | -- | -- | -- |
| Steve Sullivan | LW | 26 | 2011-12 | 79 | 17 | 31 | 48 | 20 | 6 | 2 | 4 | 6 | 4 |
| Oskar Sundqvist | C | 40 | 2016-17 | 28 | 1 | 3 | 4 | 6 | 2 | 0 | 0 | 0 | 0 |
| Tomas Surovy | LW | 43 | 2002-06 | 126 | 27 | 32 | 59 | 71 | -- | -- | -- | -- | -- |
| Brandon Sutter | C | 16 | 2012-15 | 209 | 45 | 33 | 78 | 30 | 33 | 8 | 4 | 12 | 4 |
| Rich Sutter | RW | 9/23 | 1982-84 | 9 | 0 | 0 | 0 | 0 | -- | -- | -- | -- | -- |
| Gary Swain | LW | 24 | 1968-69 | 9 | 1 | 1 | 2 | 0 | -- | -- | -- | -- | -- |
| George Swarbrick | RW | 10/15 | 1969-70 | 31 | 1 | 7 | 8 | 36 | -- | -- | -- | -- | -- |
| Darryl Sydor | D | 5 | 2007-08 | 82 | 2 | 13 | 15 | 28 | 4 | 0 | 0 | 0 | 2 |

| Player | POS | # | YEARS | REGULAR SEASON | | | | | PLAYOFFS | | | | |
|--------------------|------|----------|-------------------|----------------|----|-----|-----|-----|----------|----|----|-----|-----|
| | | | | GP | G | A | PTS | PIM | GP | G | A | PTS | PIM |
| Petr Sykora | RW | 17 | 2007-09 | 157 | 53 | 56 | 109 | 77 | 27 | 6 | 4 | 10 | 16 |
| T | | | | | | | | | | | | | |
| Jeff Taffe | LW | 38/22 | 2007-09 | 53 | 5 | 9 | 14 | 10 | -- | -- | -- | -- | -- |
| Maxime Talbot | C | 26/25 | 2005-11 | 388 | 52 | 56 | 108 | 324 | 66 | 14 | 19 | 33 | 87 |
| Peter Taglianetti | D | 32 | 1990-92/ 93-95 | 167 | 7 | 28 | 35 | 338 | 39 | 1 | 7 | 8 | 83 |
| Dale Tallon | D | 4/19 | 1978-80 | 95 | 10 | 33 | 43 | 53 | 4 | 0 | 0 | 0 | 4 |
| Chris Tamer | D | 2 | 1993-98 | 253 | 8 | 21 | 29 | 588 | 37 | 0 | 8 | 8 | 52 |
| Eric Tangradi | LW | 56/26/25 | 2010-13 | 45 | 1 | 4 | 5 | 26 | 3 | 0 | 1 | 1 | 0 |
| Tony Tanti | RW | 9 | 1990-91 | 83 | 20 | 30 | 50 | 66 | -- | -- | -- | -- | -- |
| Dick Tarnstrom | D | 32 | 2002-06 | 174 | 28 | 75 | 103 | 140 | -- | -- | -- | -- | -- |
| Mark Taylor | C | 16 | 1983-85 | 106 | 31 | 41 | 72 | 43 | -- | -- | -- | -- | -- |
| Greg Tebbutt | D | 34 | 1983-84 | 24 | 0 | 2 | 2 | 31 | -- | -- | -- | -- | -- |
| Bill Thomas | RW | 37 | 2008-09 | 16 | 2 | 1 | 3 | 2 | -- | -- | -- | -- | -- |
| Errol Thompson | LW | 6 | 1981-82 | 34 | 6 | 8 | 14 | 12 | -- | -- | -- | -- | -- |
| Chris Thornburn | C | 22 | 2006-07 | 39 | 3 | 2 | 5 | 69 | -- | -- | -- | -- | -- |
| Tom Thornbury | D | 34 | 1983-84 | 14 | 1 | 8 | 9 | 16 | -- | -- | -- | -- | -- |
| Billy Tibbetts | RW | 12 | 2000-02 | 62 | 2 | 7 | 9 | 188 | -- | -- | -- | -- | -- |
| Dave Tippett | LW/C | 14 | 1992-93 | 74 | 6 | 19 | 25 | 56 | 12 | 1 | 4 | 5 | 14 |
| German Titov | LW | 9 | 1998-00 | 135 | 28 | 70 | 98 | 68 | 11 | 3 | 5 | 8 | 4 |
| Rick Tocchet | RW | 92/22 | 1992-94 | 150 | 76 | 103 | 179 | 435 | 32 | 15 | 22 | 37 | 68 |
| Jeff Toms | C | 46/9 | 2002 | 14 | 2 | 1 | 3 | 4 | -- | -- | -- | -- | -- |
| Tim Tookey | C | 11 | 1983-84 | 8 | 0 | 2 | 2 | 2 | -- | -- | -- | -- | -- |
| Dan Trebil | D | 3/23 | 2000 | 19 | 1 | 0 | 1 | 7 | -- | -- | -- | -- | -- |
| Bryan Trottier | C | 19 | 1990-92/ 93-94 | 156 | 24 | 48 | 72 | 114 | 46 | 7 | 7 | 14 | 57 |
| Ian Turnbull | D | 7 | 1982-83 | 6 | 0 | 0 | 0 | 4 | -- | -- | -- | -- | -- |
| U | | | | | | | | | | | | | |
| Gene Ubriaco | LW/C | 11 | 1967-69 | 114 | 33 | 26 | 59 | 30 | -- | -- | -- | -- | -- |
| Dom Uher | C | 46 | 2014 | 2 | 0 | 0 | 0 | 0 | -- | -- | -- | -- | -- |
| V | | | | | | | | | | | | | |
| Garry Valk | LW | 26/8/18 | 1997-98 | 56 | 5 | 5 | 10 | 58 | -- | -- | -- | -- | -- |
| Wayne Van Dorp | LW | 22 | 1987-88 | 25 | 1 | 3 | 4 | 75 | -- | -- | -- | -- | -- |
| Ed Van Impe | D | 2 | 1976-77 | 22 | 0 | 8 | 8 | 22 | 3 | 0 | 1 | 1 | 2 |
| Ryan Vandenbussche | RW | 37 | 2005-06 | 20 | 1 | 0 | 1 | 42 | -- | -- | -- | -- | -- |
| Joe Vitale | C | 46 | 2011-14 | 163 | 8 | 27 | 35 | 115 | 23 | 0 | 1 | 1 | 22 |
| Vladimir Vujtek | LW | 19 | 2002 | 5 | 0 | 1 | 1 | 0 | -- | -- | -- | -- | -- |
| W | | | | | | | | | | | | | |
| Tim Wallace | RW | 63/22 | 2008-11 | 24 | 0 | 2 | 2 | 12 | -- | -- | -- | -- | -- |
| David Warsofsky | D | 5 | 2015- 16/16-17 | 19 | 1 | 1 | 2 | 6 | -- | -- | -- | -- | -- |
| Bryan Watson | D | 5 | 1969-74 | 303 | 8 | 57 | 65 | 871 | 14 | 0 | 0 | 0 | 38 |
| Steve Webb | RW | 18 | 2003 | 5 | 0 | 0 | 0 | 2 | -- | -- | -- | -- | -- |
| Wally Weir | D | 23 | 1985 | 14 | 0 | 3 | 3 | 34 | -- | -- | -- | -- | -- |

| Player | POS | # | YEARS | REGULAR SEASON | | | | | PLAYOFFS | | | | |
|-------------------|-------|---------|-------------------|----------------|----|-----|-----|-----|----------|----|----|-----|-----|
| | | | | GP | G | A | PTS | PIM | GP | G | A | PTS | PIM |
| Noah Welch | D | 4 | 2005-07 | 27 | 2 | 4 | 6 | 24 | -- | -- | -- | -- | -- |
| Chris Wells | C | 12 | 1995-96 | 54 | 2 | 2 | 4 | 59 | -- | -- | -- | -- | -- |
| Brad Werenka | D | 5 | 1997-00 | 213 | 12 | 41 | 53 | 208 | 19 | 2 | 1 | 3 | 14 |
| Ryan Whitney | D | 6/19 | 2005-09 | 253 | 34 | 116 | 150 | 223 | 25 | 2 | 6 | 8 | 31 |
| Jim Wiley | C | 8 | 1972-74 | 26 | 0 | 4 | 4 | 2 | -- | -- | -- | -- | -- |
| Barry Wilkins | D | 5 | 1974-76 | 134 | 5 | 56 | 61 | 203 | 6 | 0 | 1 | 1 | 4 |
| Neil Wilkinson | D | 6 | 1995-99 | 122 | 4 | 14 | 18 | 169 | 20 | 0 | 1 | 1 | 18 |
| Jason Williams | C | 19 | 2011-12 | 8 | 1 | 1 | 2 | 4 | -- | -- | -- | -- | -- |
| Landon Wilson | RW | 26 | 2004 | 19 | 5 | 1 | 6 | 31 | -- | -- | -- | -- | -- |
| Mike Wilson | D | 6/4 | 2001-02 | 21 | 1 | 1 | 2 | 17 | -- | -- | -- | -- | -- |
| Mitch Wilson | C | 33 | 1986-87 | 17 | 2 | 1 | 3 | 83 | -- | -- | -- | -- | -- |
| Scott Wilson | LW | 43/23 | 2014-17 | 106 | 13 | 19 | 32 | 44 | 23 | 3 | 3 | 6 | 11 |
| Daniel Winnik | C | 26 | 2015 | 21 | 2 | 7 | 9 | 8 | 5 | 0 | 0 | 0 | 2 |
| Bennett Wolf | D | 3/6/16 | 1980-83 | 30 | 0 | 1 | 1 | 133 | -- | -- | -- | -- | -- |
| Jason Woolley | D | 22 | 1996-97 | 57 | 6 | 30 | 36 | 28 | 5 | 0 | 3 | 3 | 0 |
| Bob Woytowich | D | 3/20/23 | 1968-72 | 248 | 22 | 71 | 93 | 151 | 10 | 1 | 2 | 3 | 2 |
| Tyler Wright | C | 29 | 1996-00 | 238 | 17 | 16 | 33 | 317 | 30 | 3 | 2 | 5 | 40 |
| Y | | | | | | | | | | | | | |
| Harry York | C | 32 | 1998 | 2 | 0 | 0 | 0 | 0 | -- | -- | -- | -- | -- |
| Scott Young | RW/LW | 6/34 | 1990-91 | 43 | 11 | 16 | 27 | 33 | 17 | 1 | 6 | 7 | 2 |
| Warren Young | LW | 11/35 | 1983-85/ 86-88 | 152 | 49 | 52 | 101 | 311 | -- | -- | -- | -- | -- |
| Z | | | | | | | | | | | | | |
| Rod Zaine | C | 24 | 1970-71 | 37 | 8 | 5 | 13 | 21 | -- | -- | -- | -- | -- |
| Zarley Zalapski | D | 33 | 1987-91 | 190 | 33 | 102 | 135 | 160 | 11 | 1 | 8 | 9 | 13 |
| Richard Zemplak | RW | 18 | 1988-90 | 50 | 1 | 5 | 6 | 178 | 1 | 0 | 0 | 0 | 10 |
| Mike Zigomanis | C | 15 | 2008-09 | 22 | 2 | 4 | 6 | 27 | -- | -- | -- | -- | -- |
| Harry Zolnierczyk | LW | 39 | 2013-14 | 13 | 2 | 0 | 2 | 12 | -- | -- | -- | -- | -- |
| Sergei Zubov | D | 3/56 | 1995-96 | 64 | 11 | 55 | 66 | 22 | 18 | 1 | 14 | 15 | 26 |

GOALTENDERS

| Player | POS | # | YEARS | REGULAR SEASON | | | | | PLAYOFFS | | | | |
|----------------------|-----|-------|-----------------------------|----------------|-----|-----|----|------|----------|----|----|----|------|
| | | | | GP | W | L | T | GAA | GP | W | L | T | GAA |
| A | | | | | | | | | | | | | |
| Jean-Sebastien Aubin | G | 30 | 1998-04 | 168 | 63 | 72 | 11 | 2.90 | 1 | 0 | 0 | -- | 0.00 |
| B | | | | | | | | | | | | | |
| Tom Barrasso | G | 31/35 | 1988-00 | 460 | 226 | 153 | 53 | 3.27 | 101 | 56 | 42 | -- | 2.91 |
| Hank Bassen | G | 1 | 1967-68 | 25 | 7 | 10 | 3 | 2.87 | -- | -- | -- | -- | -- |
| Les Binkley | G | 30 | 1967-72 | 196 | 58 | 94 | 34 | 3.12 | 7 | 5 | 2 | -- | 2.10 |
| Martin Brochu | G | 50 | 2003-04 | 1 | 0 | 0 | 0 | 1.84 | -- | -- | -- | -- | -- |
| Andy Brown | G | 29/30 | 1973-74 | 45 | 16 | 20 | 6 | 3.78 | -- | -- | -- | -- | -- |
| C | | | | | | | | | | | | | |
| Sebastien Caron | G | 31 | 2002-06 | 90 | 24 | 47 | 12 | 3.49 | -- | -- | -- | -- | -- |
| Alain Chevrier | G | 30 | 1990 | 3 | 1 | 2 | 0 | 5.06 | -- | -- | -- | -- | -- |
| Andy Chiodo | G | 40 | 2003-06 | 8 | 3 | 4 | 1 | 3.46 | -- | -- | -- | -- | -- |
| Mike Condon | G | 1 | 2016 | 1 | 0 | 0 | 0 | 0.00 | -- | -- | -- | -- | -- |
| Ty Conklin | G | 35 | 2007-08 | 33 | 18 | 8 | 5 | 2.51 | -- | -- | -- | -- | -- |
| John Curry | G | 1/36 | 2008-10 | 4 | 2 | 2 | 0 | 3.79 | -- | -- | -- | -- | -- |
| D | | | | | | | | | | | | | |
| Joe Daley | G | 1 | 1967-70 | 38 | 11 | 18 | 6 | 3.14 | -- | -- | -- | -- | -- |
| Philippe DeRouville | G | 30 | 1994-97 | 3 | 1 | 2 | 0 | 3.16 | -- | -- | -- | -- | -- |
| Michel Dion | G | 29 | 1981-85 | 151 | 42 | 79 | 20 | 4.29 | 5 | 2 | 3 | -- | 4.25 |
| Rob Dopson | G | 1 | 1993-94 | 2 | 0 | 0 | 0 | 3.96 | -- | -- | -- | -- | -- |
| E | | | | | | | | | | | | | |
| Gary Edwards | G | 30 | 1982 | 6 | 3 | 2 | 1 | 3.68 | -- | -- | -- | -- | -- |
| Marv Edwards | G | 30 | 1968-69 | 1 | 0 | 1 | 0 | 3.00 | -- | -- | -- | -- | -- |
| Roy Edwards | G | 1 | 1971-72 | 15 | 2 | 8 | 4 | 2.55 | -- | -- | -- | -- | -- |
| F | | | | | | | | | | | | | |
| Marc-Andre Fleury | G | 29 | 2003-17 | 691 | 375 | 216 | 66 | 2.58 | 115 | 62 | 51 | -- | 2.65 |
| Brian Ford | G | 31 | 1984-85 | 8 | 2 | 6 | 0 | 6.32 | -- | -- | -- | -- | -- |
| G | | | | | | | | | | | | | |
| Mathieu Garon | G | 32 | 2009 | 4 | 2 | 1 | 0 | 2.91 | 1 | 0 | 0 | -- | 0.00 |
| Thomas Greiss | G | 1 | 2014-15 | 20 | 9 | 6 | 3 | 2.59 | -- | -- | -- | -- | -- |
| Steve Guenette | G | 1/30 | 1986-89 | 32 | 17 | 15 | 0 | 3.71 | -- | -- | -- | -- | -- |
| H | | | | | | | | | | | | | |
| Paul Harrison | G | 1 | 1981-82 | 13 | 3 | 7 | 0 | 5.51 | -- | -- | -- | -- | -- |
| Johan Hedberg | G | 1 | 2001-03 | 116 | 46 | 57 | 12 | 2.88 | 18 | 9 | 9 | -- | 2.30 |
| Denis Herron | G | 1/29 | 1972-75/ 76-79/ 82-86 | 290 | 88 | 133 | 44 | 3.88 | 10 | 3 | 7 | -- | 3.51 |

| Player | POS | # | YEARS | REGULAR SEASON | | | | | PLAYOFFS | | | | |
|----------------------|-----|-------|-------------------|----------------|----|----|----|-------|----------|----|----|----|------|
| | | | | GP | W | L | T | GAA | GP | W | L | T | GAA |
| Paul Hoganson | G | 1 | 1970-71 | 2 | 0 | 1 | 0 | 7.35 | -- | -- | -- | -- | -- |
| Rob Holland | G | 1 | 1979-81 | 44 | 11 | 22 | 9 | 4.09 | -- | -- | -- | -- | -- |
| I | | | | | | | | | | | | | |
| Gary Inness | G | 29/30 | 1973-76 | 100 | 39 | 37 | 13 | 3.35 | 9 | 5 | 4 | -- | 2.68 |
| J | | | | | | | | | | | | | |
| Bob Johnson | G | 1 | 1974-75 | 12 | 3 | 4 | 1 | 5.03 | -- | -- | -- | -- | -- |
| Brent Johnson | G | 1 | 2009-12 | 62 | 29 | 18 | 6 | 2.61 | 3 | 0 | 0 | -- | 4.89 |
| L | | | | | | | | | | | | | |
| Patrick Lalime | G | 40 | 1996-97 | 39 | 21 | 12 | 2 | 2.95 | -- | -- | -- | -- | -- |
| Gordon Laxton | G | 1/30 | 1975-79 | 17 | 4 | 9 | 1 | 5.56 | -- | -- | -- | -- | -- |
| M | | | | | | | | | | | | | |
| Gilles Meloche | G | 27 | 1985-88 | 104 | 34 | 43 | 17 | 3.66 | -- | -- | -- | -- | -- |
| Greg Millen | G | 29 | 1978-81 | 135 | 57 | 56 | 18 | 3.84 | 10 | 4 | 6 | -- | 3.84 |
| N | | | | | | | | | | | | | |
| Cam Newton | G | 1/30 | 1970-71/ 72-73 | 16 | 4 | 7 | 1 | 3.77 | -- | -- | -- | -- | -- |
| Antti Niemi | G | 31 | 2017 | 3 | 0 | 3 | 0 | 7.50 | -- | -- | -- | -- | -- |
| P | | | | | | | | | | | | | |
| Rich Parent | G | 31 | 2000-01 | 7 | 1 | 1 | 3 | 3.08 | -- | -- | -- | -- | -- |
| Alexander Pechurskiy | G | 40 | 2009-10 | 1 | 0 | 0 | 0 | 1.69 | -- | -- | -- | -- | -- |
| Frank Pietrangelo | G | 40 | 1987-92 | 87 | 34 | 32 | 3 | 4.13 | 5 | 4 | 1 | -- | 3.13 |
| Michel Plasse | G | 31 | 1975-76 | 75 | 33 | 24 | 14 | 3.60 | 3 | 1 | 2 | -- | 2.67 |
| R | | | | | | | | | | | | | |
| Greg Redquest | G | 25 | 1977-78 | 1 | 0 | 0 | 0 | 14.08 | -- | -- | -- | -- | -- |
| Nick Ricci | G | 31 | 1979-83 | 19 | 7 | 12 | 0 | 4.39 | -- | -- | -- | -- | -- |
| Pat Rigglin | G | 1 | 1987-88 | 40 | 15 | 14 | 7 | 3.65 | -- | -- | -- | -- | -- |
| Roberto Romano | G | 30/35 | 1982-87/ 93-94 | 125 | 46 | 62 | 8 | 3.97 | -- | -- | -- | -- | -- |
| Jim Rutherford | G | 1/29 | 1971-74 | 115 | 44 | 49 | 14 | 3.14 | 4 | 0 | 4 | -- | 3.50 |
| S | | | | | | | | | | | | | |
| Dany Sabourin | G | 30 | 2005-06/ 07-09 | 44 | 16 | 18 | 3 | 2.88 | -- | -- | -- | -- | -- |
| Peter Skudra | G | 1 | 1997-00 | 74 | 26 | 22 | 11 | 2.65 | 1 | 0 | 0 | 0 | 3.00 |
| Al Smith | G | 29 | 1969-71 | 91 | 24 | 42 | 17 | 3.07 | 3 | 1 | 2 | -- | 3.35 |
| Garth Snow | G | 34 | 2000-01 | 35 | 14 | 15 | 4 | 2.98 | -- | -- | -- | -- | -- |
| T | | | | | | | | | | | | | |
| Rick Tabaracci | G | 31 | 1988-89 | 1 | 0 | 0 | 0 | 7.25 | -- | -- | -- | -- | -- |

| Player | POS | # | YEARS | REGULAR SEASON | | | | | PLAYOFFS | | | | |
|------------------|-----|----|----------------|----------------|-----|----|----|------|----------|----|----|----|------|
| | | | | GP | W | L | T | GAA | GP | W | L | T | GAA |
| Bob Taylor | G | 30 | 1976 | 2 | 0 | 1 | 0 | 5.41 | -- | -- | -- | -- | -- |
| Jocelyn Thibault | G | 41 | 2005-07 | 38 | 8 | 17 | 5 | 3.52 | 1 | 0 | 0 | 0 | 0.00 |
| Brad Thiessen | G | 39 | 2012 | 5 | 3 | 1 | 0 | 3.72 | -- | -- | -- | -- | -- |
| Vincent Tremblay | G | 31 | 1983-84 | 4 | 0 | 4 | 0 | 6.02 | -- | -- | -- | -- | -- |
| Ron Tugnutt | G | 31 | 2000 | 7 | 4 | 2 | 0 | 2.40 | 11 | 6 | 5 | -- | 1.77 |
| V | | | | | | | | | | | | | |
| Tomas Vokoun | G | 92 | 2013 | 20 | 13 | 4 | 0 | 2.45 | 11 | 6 | 5 | -- | 2.01 |
| W | | | | | | | | | | | | | |
| Dunc Wilson | G | 29 | 1976-78 | 66 | 23 | 30 | 10 | 3.54 | -- | -- | -- | -- | -- |
| Ken Wregget | G | 31 | 1992-98 | 212 | 104 | 67 | 21 | 3.29 | 26 | 13 | 12 | -- | 2.93 |
| Y | | | | | | | | | | | | | |
| Wendell Young | G | 1 | 1988-92/ 95 | 111 | 42 | 47 | 5 | 4.14 | 1 | 0 | 0 | -- | 1.55 |
| Z | | | | | | | | | | | | | |
| Jeff Zatkoff | G | 37 | 2013-16 | 35 | 16 | 14 | 3 | 2.66 | 2 | 1 | 1 | -- | 3.07 |

GOALTENDERS

All-Time Statistics

| NAME | GP | MP | GA | SO | GAA | W | L | T/OT | SV | SV% |
|----------------------|------------|--------------|------------|----------|-------------|-----------|-----------|----------|--------------|-------------|
| Mike Condon | 1 | 20 | 0 | 0 | 0.00 | 0 | 0 | 0 | 7 | 1.000 |
| Alexander Pechurskiy | 1 | 36 | 1 | 0 | 1.69 | 0 | 0 | 0 | 13 | .923 |
| Martin Brochu | 1 | 33 | 1 | 0 | 1.84 | 0 | 0 | 0 | 18 | .947 |
| Casey DeSmith | 14 | 701 | 28 | 1 | 2.40 | 6 | 4 | 1 | 328 | .921 |
| Ron Tugnutt | 7 | 374 | 15 | 0 | 2.40 | 4 | 2 | 0 | 182 | .924 |
| Tomas Vokoun | 20 | 1,029 | 42 | 3 | 2.45 | 13 | 4 | 0 | 477 | .919 |
| Ty Conklin | 33 | 1,866 | 78 | 2 | 2.51 | 18 | 8 | 5 | 935 | .923 |
| Roy Edwards | 15 | 846 | 36 | 0 | 2.55 | 2 | 8 | 4 | 350 | .907 |
| Matt Murray | 111 | 6,248 | 269 | 6 | 2.58 | 68 | 28 | 8 | 2,959 | .917 |
| Marc-Andre Fleury | 691 | 39,771 | 1,713 | 44 | 2.58 | 375 | 216 | 66 | 17,774 | .912 |
| Thomas Greiss | 20 | 1,159 | 50 | 0 | 2.59 | 9 | 6 | 3 | 496 | .908 |
| Brent Johnson | 62 | 3,216 | 140 | 1 | 2.61 | 29 | 18 | 6 | 1,364 | .907 |
| Peter Skudra | 74 | 3,687 | 163 | 4 | 2.65 | 26 | 22 | 11 | 1,374 | .894 |
| Jeff Zatkoff | 35 | 1,941 | 86 | 1 | 2.66 | 16 | 14 | 3 | 921 | .914 |
| Tristan Jarry | 27 | 1,423 | 66 | 2 | 2.78 | 14 | 7 | 2 | 646 | .907 |
| Hank Bassen | 25 | 1,295 | 62 | 1 | 2.87 | 7 | 10 | 3 | 623 | .909 |
| Johan Hedberg | 116 | 6,832 | 328 | 7 | 2.88 | 46 | 57 | 12 | 2,973 | .901 |
| Dany Sabourin | 44 | 2,252 | 108 | 2 | 2.88 | 16 | 18 | 3 | 965 | .899 |
| Mathieu Garon | 4 | 206 | 10 | 0 | 2.91 | 2 | 1 | 0 | 94 | .894 |
| Jean-Sebastien Aubin | 168 | 8,889 | 432 | 6 | 2.92 | 63 | 72 | 11 | 3,937 | .901 |
| Patrick Lalime | 39 | 2,058 | 101 | 3 | 2.95 | 21 | 12 | 2 | 1,065 | .913 |
| Garth Snow | 35 | 2,032 | 101 | 3 | 2.98 | 14 | 15 | 4 | 913 | .900 |
| Marv Edwards | 1 | 60 | 3 | 0 | 3.00 | 0 | 1 | 0 | 30 | .909 |
| Al Smith | 91 | 5,025 | 257 | 4 | 3.07 | 24 | 42 | 17 | 2,282 | .899 |
| Rich Parent | 7 | 332 | 17 | 0 | 3.08 | 1 | 1 | 3 | 133 | .887 |
| Les Binkley | 196 | 11,046 | 574 | 11 | 3.12 | 58 | 94 | 34 | 5,022 | .897 |
| Jim Rutherford | 115 | 6,239 | 327 | 4 | 3.14 | 44 | 49 | 14 | 2,898 | .899 |
| Joe Daley | 38 | 2,139 | 112 | 2 | 3.14 | 11 | 18 | 6 | 1,102 | .908 |
| Philippe DeRouville | 3 | 171 | 9 | 0 | 3.16 | 1 | 2 | 0 | 84 | .903 |
| Tom Barrasso | 460 | 25,879 | 1409 | 22 | 3.27 | 226 | 153 | 53 | 12,070 | .895 |
| Ken Wregget | 212 | 11,737 | 644 | 6 | 3.29 | 104 | 67 | 21 | 5,641 | .897 |
| Gary Inness | 100 | 5,354 | 299 | 2 | 3.35 | 39 | 37 | 13 | 2,574 | .896 |
| Andy Chiodo | 8 | 486 | 28 | 0 | 3.46 | 3 | 4 | 1 | 232 | .892 |
| Sebastien Caron | 90 | 4,933 | 287 | 4 | 3.49 | 24 | 47 | 12 | 2,366 | .892 |
| Jocelyn Thibault | 38 | 1,908 | 112 | 1 | 3.52 | 8 | 17 | 5 | 944 | .894 |
| Dunc Wilson | 66 | 3,801 | 224 | 5 | 3.54 | 23 | 30 | 10 | 1,751 | .886 |
| Michel Plasse | 75 | 4,183 | 251 | 2 | 3.60 | 33 | 24 | 14 | 2,019 | .889 |
| Pat Riffin | 40 | 2,154 | 131 | 0 | 3.65 | 15 | 14 | 7 | 913 | .875 |
| Gilles Meloche | 104 | 5,705 | 348 | 0 | 3.66 | 34 | 43 | 17 | 2,490 | .877 |

All-Time Statistics

| NAME | GP | MP | GA | SO | GAA | W | L | T/OT | SV | SV% |
|-------------------|-----|--------|------|----|-------|----|-----|------|-------|------|
| Gary Edwards | 6 | 359 | 22 | 1 | 3.68 | 3 | 2 | 1 | 171 | .886 |
| Steve Guenette | 32 | 1,777 | 110 | 1 | 3.71 | 17 | 15 | 0 | 832 | .883 |
| Brad Thiessen | 5 | 258 | 16 | 0 | 3.72 | 3 | 1 | 0 | 97 | .858 |
| Cam Newton | 16 | 811 | 51 | 0 | 3.77 | 4 | 7 | 1 | 359 | .876 |
| Andy Brown | 45 | 2,471 | 156 | 1 | 3.78 | 16 | 20 | 6 | 1,126 | .878 |
| John Curry | 4 | 174 | 11 | 0 | 3.79 | 2 | 2 | 0 | 72 | .867 |
| Greg Millen | 135 | 7,820 | 501 | 4 | 3.84 | 57 | 56 | 18 | 3,486 | .874 |
| Denis Herron | 290 | 16,065 | 1040 | 6 | 3.88 | 88 | 133 | 44 | 8,068 | .886 |
| Rob Dopson | 2 | 45 | 3 | 0 | 3.96 | 0 | 0 | 0 | 20 | .870 |
| Roberto Romano | 125 | 7,026 | 465 | 4 | 3.97 | 46 | 62 | 8 | 3,406 | .880 |
| Rob Holland | 44 | 2,507 | 171 | 1 | 4.09 | 11 | 22 | 9 | 1,056 | .861 |
| Frank Pietrangelo | 87 | 4,474 | 308 | 1 | 4.13 | 34 | 32 | 3 | 2,123 | .873 |
| Wendell Young | 111 | 5,576 | 385 | 1 | 4.14 | 42 | 47 | 5 | 2,710 | .876 |
| Michel Dion | 151 | 8,453 | 605 | 0 | 4.29 | 42 | 79 | 20 | 3,999 | .869 |
| Nick Ricci | 19 | 1,080 | 79 | 0 | 4.39 | 7 | 12 | 0 | 474 | .857 |
| Bob Johnson | 12 | 478 | 40 | 0 | 5.03 | 3 | 4 | 1 | 241 | .858 |
| Alain Chevrier | 3 | 166 | 14 | 0 | 5.06 | 1 | 2 | 0 | 75 | .843 |
| Bob Taylor | 2 | 78 | 7 | 0 | 5.41 | 0 | 1 | 0 | 41 | .854 |
| Paul Harrison | 13 | 697 | 64 | 0 | 5.51 | 3 | 7 | 0 | 290 | .819 |
| Gordon Laxton | 17 | 800 | 74 | 0 | 5.56 | 4 | 9 | 1 | 361 | .830 |
| Vincent Tremblay | 4 | 239 | 24 | 0 | 6.02 | 0 | 4 | 0 | 117 | .830 |
| Brian Ford | 8 | 456 | 48 | 0 | 6.32 | 2 | 6 | 0 | 249 | .838 |
| Rick Tabaracci | 1 | 33 | 4 | 0 | 7.25 | 0 | 0 | 0 | 17 | .810 |
| Paul Hoganson | 2 | 58 | 7 | 0 | 7.35 | 0 | 1 | 0 | 21 | .750 |
| Antti Niemi | 3 | 128 | 16 | 0 | 7.50 | 0 | 3 | 0 | 63 | .797 |
| Greg Redquest | 1 | 13 | 3 | 0 | 14.08 | 0 | 0 | 0 | 7 | .700 |

All Stats Courtesy of NHL.com

TEAM OPERATIONS

General Managers

| NAME | DATES | GP | W | L | OTL | T | OT | PTS | PCT |
|-------------------------------|--------------------------|------------|------------|------------|-----------|-----------|-----------|------------|-------------|
| Jack Riley* | 6/6/67 to 5/1/70 | 226 | 73 | 117 | -- | 36 | -- | 182 | .403 |
| Red Kelly | 5/1/70 to 1/29/72 | 126 | 33 | 64 | -- | 29 | -- | 95 | .377 |
| Jack Riley* | 1/29/72 to 1/13/74 | 149 | 57 | 73 | -- | 19 | -- | 133 | .446 |
| Jack Button | 1/13/74 to 7/1/75 | 117 | 54 | 44 | -- | 19 | -- | 127 | .543 |
| Wren Blair | 7/1/75 to 12/3/76 | 105 | 44 | 44 | -- | 17 | -- | 105 | .500 |
| Baz Bastien | 12/3/76 to 3/15/83 | 527 | 193 | 248 | -- | 86 | -- | 472 | .448 |
| NO GM | 3/16/83 to 4/3/83 | 8 | 2 | 5 | -- | 1 | -- | 5 | .313 |
| Ed Johnston | 5/27/83 to 4/14/88 | 400 | 140 | 220 | -- | 40 | -- | 320 | .400 |
| Tony Esposito | 4/14/88 to 12/5/89 | 106 | 50 | 47 | -- | 9 | -- | 109 | .514 |
| Craig Patrick | 12/5/89 to 4/20/06 | 1250 | 575 | 511 | 14 | 127 | 23 | 1314 | .526 |
| Ray Shero | 5/25/06 to 5/16/14 | 622 | 373 | 193 | 56 | -- | -- | 802 | .645 |
| Jim Rutherford | 6/6/14 to Present | 328 | 188 | 103 | 37 | -- | -- | 413 | .630 |
| *Jack Riley's Combined Record | | 375 | 130 | 190 | -- | 55 | -- | 315 | .420 |

OTL = overtime and shootout losses from 2005-06 to present **T** = ties from 1967 to 2003-04 **OT** = overtime losses from 1999-2000 to 2003-04

All-Time General Manager Leaders

| NAME | WINS | NAME | GAMES | NAME | PCT* |
|----------------|------|---------------|-------|----------------|------|
| Craig Patrick | 575 | Craig Patrick | 1250 | Ray Shero | .645 |
| Ray Shero | 373 | Ray Shero | 622 | Jim Rutherford | .630 |
| Baz Bastien | 193 | Baz Bastien | 527 | Jack Button | .543 |
| Jim Rutherford | 188 | Ed Johnston | 400 | Craig Patrick | .526 |
| Ed Johnston | 140 | Jack Riley | 375 | Tony Esposito | .514 |

*MIN: 100 Games

TEAM OPERATIONS

Head Coaches

| NAME | DATES | GP | W | L | OTL | T | OT | PTS | PCT |
|------------------------------------|----------------------------|------------|------------|-----------|-----------|-----------|-----------|------------|-------------|
| Red Sullivan | 6/6/67 to 3/31/69 | 150 | 47 | 79 | -- | 24 | -- | 118 | .393 |
| Red Kelly | 7/2/69 to 1/13/73 | 274 | 90 | 132 | -- | 52 | -- | 232 | .423 |
| Ken Schinkel* | 1/13/73 to 2/6/74 | 86 | 29 | 49 | -- | 8 | -- | 66 | .384 |
| Marc Boileau | 2/6/74 to 1/17/76 | 151 | 66 | 61 | -- | 24 | -- | 156 | .517 |
| Ken Schinkel* | 1/17/76 to 5/19/77 | 117 | 54 | 43 | -- | 20 | -- | 128 | .547 |
| Johnny Wilson | 6/13/77 to 5/8/80 | 240 | 91 | 105 | -- | 44 | -- | 226 | .471 |
| Ed Johnston** | 7/15/80 to 7/20/83 | 240 | 79 | 126 | -- | 35 | -- | 193 | .402 |
| Lou Angotti | 7/20/83 to 6/4/84 | 80 | 16 | 58 | -- | 6 | -- | 38 | .238 |
| Bob Berry | 6/4/84 to 4/13/87 | 240 | 88 | 127 | -- | 25 | -- | 201 | .419 |
| Pierre Creamer | 6/4/87 to 6/14/88 | 80 | 36 | 35 | -- | 9 | -- | 81 | .506 |
| Gene Ubriaco | 6/28/88 to 12/5/89 | 106 | 50 | 47 | -- | 9 | -- | 109 | .514 |
| Craig Patrick*** | 12/5/89 to 6/12/90 | 54 | 22 | 26 | -- | 6 | -- | 50 | .463 |
| Bob Johnson | 6/12/90 to 10/1/91 | 80 | 41 | 33 | -- | 6 | -- | 88 | .550 |
| Scotty Bowman | 10/1/91 to 5/28/93 | 164 | 95 | 53 | -- | 16 | -- | 206 | .628 |
| Ed Johnston** | 6/22/93 to 3/3/97 | 276 | 153 | 98 | -- | 25 | -- | 331 | .600 |
| Craig Patrick*** | 3/3/97 to 4/26/97 | 20 | 7 | 10 | -- | 3 | -- | 17 | .425 |
| Kevin Constantine | 6/14/97 to 12/9/99 | 189 | 86 | 64 | -- | 35 | 4 | 211 | .558 |
| Herb Brooks | 12/9/99 to 5/9/00 | 57 | 29 | 21 | -- | 5 | 2 | 65 | .570 |
| Ivan Hlinka | 6/21/00 to 10/14/01 | 86 | 42 | 32 | -- | 9 | 3 | 96 | .558 |
| Rick Kehoe | 10/14/01 to 4/15/03 | 160 | 55 | 81 | -- | 14 | 10 | 134 | .419 |
| Eddie Olczyk | 10/10/03 to 12/15/05 | 113 | 31 | 64 | 6 | 8 | 4 | 80 | .354 |
| Michel Therrien | 12/15/05 to 2/15/09 | 272 | 135 | 105 | 32 | -- | -- | 302 | .555 |
| Dan Bylsma | 2/15/09 to 6/6/14 | 401 | 252 | 117 | 32 | -- | -- | 536 | .668 |
| Mike Johnston | 6/25/14 to 12/12/15 | 110 | 58 | 37 | 15 | -- | -- | 131 | .595 |
| Mike Sullivan | 12/12/15 to Present | 218 | 130 | 66 | 22 | -- | -- | 282 | .647 |
| *Ken Schinkel's Combined Record | | 203 | 83 | 92 | -- | 28 | -- | 194 | .478 |
| **Ed Johnston's Combined Record | | 516 | 232 | 224 | -- | 60 | -- | 524 | .508 |
| ***Craig Patrick's Combined Record | | 74 | 29 | 36 | -- | 9 | -- | 67 | .453 |

OTL = overtime and shootout losses from 2005-06 to present T = ties from 1967 to 2003-04 OT = overtime losses from 1999-2000 to 2003-04

All-Time Head Coaching Leaders

| NAME | WINS | NAME | GAMES | NAME | PCT* |
|-----------------|------|-----------------|-------|-------------------|------|
| Dan Bylsma | 252 | Ed Johnston | 516 | Dan Bylsma | .668 |
| Ed Johnston | 232 | Dan Bylsma | 401 | Mike Sullivan | .647 |
| Michel Therrien | 135 | Red Kelly | 274 | Scotty Bowman | .628 |
| Mike Sullivan | 130 | Michel Therrien | 272 | Mike Johnston | .595 |
| Scotty Bowman | 95 | Johnny Wilson | 240 | Kevin Constantine | .558 |
| | | Bob Berry | 240 | | |

*MIN: 100 Games

COACHES YEARLY

| Year | Coach | GP | W | L | T | PTS | GF | GA | PCT |
|---|---------------------|-----------|-----------|-----------|-----------|-----------|------------|------------|-------------|
| 1967-68 | Red Sullivan | 74 | 27 | 34 | 13 | 67 | 195 | 216 | .453 |
| | Home | 37 | 15 | 12 | 10 | 40 | 115 | 101 | .541 |
| | Road | 37 | 12 | 22 | 3 | 27 | 80 | 115 | .365 |
| <i>Fifth in Western Division - 10th of 12 teams - Did not make playoffs</i> | | | | | | | | | |
| 1968-69 | Red Sullivan | 76 | 20 | 45 | 11 | 51 | 189 | 252 | .336 |
| | Home | 38 | 12 | 20 | 6 | 30 | 99 | 113 | .395 |
| | Road | 38 | 8 | 25 | 5 | 21 | 90 | 139 | .276 |
| <i>Fifth in Western Division - 11th of 12 teams - Did not make playoffs</i> | | | | | | | | | |
| 1969-70 | Red Kelly | 76 | 26 | 38 | 12 | 64 | 182 | 238 | .421 |
| | Home | 38 | 17 | 13 | 8 | 42 | 105 | 108 | .553 |
| | Road | 38 | 9 | 25 | 4 | 22 | 77 | 130 | .289 |
| <i>Second in Western Division - 7th of 12 teams</i> | | | | | | | | | |
| <i>Eliminated Oakland, 4-0, in Quarterfinals; Lost to St. Louis, 4-2, in Semifinals</i> | | | | | | | | | |
| 1970-71 | Red Kelly | 78 | 21 | 37 | 20 | 62 | 221 | 240 | .397 |
| | Home | 39 | 18 | 12 | 9 | 45 | 126 | 92 | .576 |
| | Road | 39 | 3 | 25 | 11 | 17 | 95 | 148 | .218 |
| <i>Sixth in Western Division - 11th of 14 teams - Did not make playoffs</i> | | | | | | | | | |
| 1971-72 | Red Kelly | 78 | 26 | 38 | 14 | 66 | 220 | 258 | .423 |
| | Home | 39 | 18 | 15 | 6 | 42 | 132 | 125 | .538 |
| | Road | 39 | 8 | 23 | 8 | 24 | 88 | 133 | .308 |
| <i>Fourth in Western Division - 9th of 14 teams - Lost to Chicago, 4-0, in Quarterfinals</i> | | | | | | | | | |
| 1972-73 | TOTAL | 78 | 32 | 37 | 9 | 73 | 257 | 265 | .468 |
| | Red Kelly | 42 | 17 | 19 | 6 | 40 | 144 | 137 | .476 |
| | Ken Schinkel | 36 | 15 | 18 | 3 | 33 | 113 | 128 | .458 |
| | Home | 39 | 24 | 11 | 4 | 52 | 150 | 104 | .667 |
| | Road | 39 | 8 | 26 | 5 | 21 | 107 | 161 | .269 |
| <i>Ken Schinkel Replaced Red Kelly on Jan. 13, 1973</i> | | | | | | | | | |
| <i>Fifth in Western Division - 10th of 16 teams - Did not make playoffs</i> | | | | | | | | | |
| 1973-74 | TOTAL | 78 | 28 | 41 | 9 | 65 | 242 | 273 | .417 |
| | Ken Schinkel | 50 | 14 | 31 | 5 | 33 | 138 | 185 | .330 |
| | Marc Boileau | 28 | 14 | 10 | 4 | 32 | 104 | 88 | .571 |
| | Home | 39 | 15 | 18 | 6 | 36 | 124 | 116 | .462 |
| | Road | 39 | 13 | 23 | 3 | 29 | 118 | 157 | .371 |
| <i>Marc Boileau replaced Ken Schinkel on Feb. 6, 1974</i> | | | | | | | | | |
| <i>Fifth in Western Division - 11th of 16 teams - Did not make playoffs</i> | | | | | | | | | |
| 1974-75 | Marc Boileau | 80 | 37 | 28 | 15 | 89 | 326 | 289 | .556 |
| | Home | 40 | 25 | 5 | 10 | 60 | 192 | 113 | .750 |
| | Road | 40 | 12 | 23 | 5 | 29 | 134 | 176 | .363 |
| <i>Third in Norris Division - 6th of 18 teams</i> | | | | | | | | | |
| <i>Eliminated St. Louis, 2-0, in Preliminary Round; Lost to NY Islanders, 4-3, in Quarterfinals</i> | | | | | | | | | |

| Year | Coach | GP | W | L | T | PTS | GF | GA | PCT |
|---|----------------------|-----------|-----------|-----------|-----------|-----------|------------|------------|-------------|
| 1975-76 | TOTAL | 80 | 35 | 33 | 12 | 82 | 339 | 303 | .513 |
| | Marc Boileau | 43 | 15 | 23 | 5 | 35 | 161 | 181 | .407 |
| | Ken Schinkel | 37 | 20 | 10 | 7 | 47 | 178 | 122 | .635 |
| | Home | 40 | 23 | 11 | 6 | 52 | 196 | 137 | .650 |
| | Road | 40 | 12 | 22 | 6 | 30 | 143 | 166 | .375 |
| <i>Ken Schinkel replaced Marc Boileau on Jan. 17, 1976</i> | | | | | | | | | |
| <i>Third in Norris Division - 8th of 18 teams - Lost to Toronto, 2-1, in Preliminary Round</i> | | | | | | | | | |
| 1976-77 | Ken Schinkel | 80 | 34 | 33 | 13 | 81 | 240 | 252 | .506 |
| | Home | 40 | 22 | 12 | 6 | 50 | 139 | 119 | .625 |
| | Road | 40 | 12 | 21 | 7 | 31 | 101 | 133 | .386 |
| <i>Third in Norris Division - 7th of 18 teams - Lost to Toronto, 2-1, in Preliminary Round</i> | | | | | | | | | |
| 1977-78 | Johnny Wilson | 80 | 25 | 37 | 18 | 68 | 254 | 321 | .425 |
| | Home | 40 | 16 | 15 | 9 | 41 | 143 | 147 | .513 |
| | Road | 40 | 9 | 22 | 9 | 27 | 111 | 174 | .338 |
| <i>Fourth in Norris Division - 12th of 18 teams - Did not make playoffs</i> | | | | | | | | | |
| 1978-79 | Johnny Wilson | 80 | 36 | 31 | 13 | 85 | 281 | 279 | .531 |
| | Home | 40 | 23 | 12 | 5 | 51 | 152 | 120 | .638 |
| | Road | 40 | 13 | 19 | 8 | 34 | 129 | 159 | .425 |
| <i>Second in Norris Division - 8th of 18 teams - Eliminated Buffalo, 2-1, in Preliminary Round; Lost to Boston, 4-0, in Quarterfinals</i> | | | | | | | | | |
| 1979-80 | Johnny Wilson | 80 | 30 | 37 | 13 | 73 | 251 | 303 | .456 |
| | Home | 40 | 20 | 13 | 7 | 47 | 145 | 134 | .588 |
| | Road | 40 | 10 | 24 | 6 | 26 | 106 | 169 | .325 |
| <i>Third in Norris Division - 13th of 21 teams - Lost to Boston, 3-2, in Preliminary Round</i> | | | | | | | | | |
| 1980-81 | Ed Johnston | 80 | 30 | 37 | 13 | 73 | 302 | 345 | .456 |
| | Home | 40 | 21 | 16 | 3 | 45 | 160 | 154 | .563 |
| | Road | 40 | 9 | 21 | 10 | 28 | 142 | 191 | .350 |
| <i>Third in Norris Division - 15th of 21 teams - Lost to St. Louis, 3-2, in Preliminary Round</i> | | | | | | | | | |
| 1981-82 | Ed Johnston | 80 | 31 | 36 | 13 | 75 | 310 | 337 | .469 |
| | Home | 40 | 21 | 11 | 8 | 50 | 167 | 143 | .625 |
| | Road | 40 | 10 | 25 | 5 | 25 | 143 | 194 | .313 |
| <i>Fourth in Patrick Division - 12th of 21 teams - Lost to NY Islanders, 3-2, in Preliminary Round</i> | | | | | | | | | |
| 1982-83 | Ed Johnston | 80 | 18 | 53 | 9 | 45 | 257 | 394 | .281 |
| | Home | 40 | 14 | 22 | 4 | 32 | 134 | 170 | .400 |
| | Road | 40 | 4 | 31 | 5 | 13 | 123 | 224 | .163 |
| <i>Sixth in Patrick Division - 21st of 21 teams - Did not make playoffs</i> | | | | | | | | | |
| 1983-84 | Lou Angotti | 80 | 16 | 58 | 6 | 38 | 254 | 390 | .238 |
| | Home | 40 | 7 | 29 | 4 | 18 | 132 | 182 | .225 |
| | Road | 40 | 9 | 29 | 2 | 20 | 122 | 208 | .250 |
| <i>Sixth in Patrick Division - 21st of 21 teams - Did not make playoffs</i> | | | | | | | | | |
| 1984-85 | Bob Berry | 80 | 24 | 51 | 5 | 53 | 276 | 385 | .331 |
| | Home | 40 | 17 | 20 | 3 | 37 | 150 | 171 | .463 |
| | Road | 40 | 7 | 31 | 2 | 16 | 126 | 214 | .200 |
| <i>Sixth in Patrick Division - 20th of 21 teams - Did not make playoffs</i> | | | | | | | | | |

| Year | Coach | GP | W | L | T | PTS | GF | GA | PCT |
|---|-----------------------|-----------|-----------|-----------|-----------|------------|------------|------------|-------------|
| 1985-86 | Bob Berry | 80 | 34 | 38 | 8 | 76 | 313 | 305 | .475 |
| | Home | 40 | 20 | 15 | 5 | 45 | 155 | 133 | .563 |
| | Road | 40 | 14 | 23 | 3 | 31 | 158 | 172 | .388 |
| <i>Fifth in Patrick Division - 15th of 21 teams - Did not make playoffs</i> | | | | | | | | | |
| 1986-87 | Bob Berry | 80 | 30 | 38 | 12 | 72 | 297 | 290 | .450 |
| | Home | 40 | 19 | 15 | 6 | 44 | 164 | 145 | .550 |
| | Road | 40 | 11 | 23 | 6 | 28 | 133 | 145 | .350 |
| <i>Fifth in Patrick Division - 14th of 21 teams - Did not make playoffs</i> | | | | | | | | | |
| 1987-88 | Pierre Creamer | 80 | 36 | 35 | 9 | 81 | 319 | 316 | .506 |
| | Home | 40 | 22 | 12 | 6 | 50 | 171 | 140 | .625 |
| | Road | 40 | 14 | 23 | 3 | 31 | 148 | 176 | .388 |
| <i>Sixth in Patrick Division - 12th of 21 teams - Did not make playoffs</i> | | | | | | | | | |
| 1988-89 | Gene Ubriaco | 80 | 40 | 33 | 7 | 87 | 347 | 349 | .544 |
| | Home | 40 | 24 | 13 | 3 | 51 | 184 | 159 | .638 |
| | Road | 40 | 16 | 20 | 4 | 36 | 163 | 190 | .450 |
| <i>Second in Patrick Division - 6th of 21 teams</i> | | | | | | | | | |
| <i>Eliminated NY Rangers, 4-0, in Division Semifinals; Lost to Philadelphia, 4-3, in Division Finals</i> | | | | | | | | | |
| 1989-90 | TOTAL | 80 | 32 | 40 | 8 | 72 | 318 | 359 | .450 |
| | Gene Ubriaco | 26 | 10 | 14 | 2 | 22 | 101 | 110 | .423 |
| | Craig Patrick | 54 | 22 | 26 | 6 | 50 | 217 | 249 | .462 |
| | Home | 40 | 22 | 15 | 3 | 47 | 178 | 166 | .588 |
| | Road | 40 | 10 | 25 | 5 | 25 | 140 | 193 | .313 |
| <i>Craig Patrick replaced Gene Ubriaco on Dec. 10, 1989</i> | | | | | | | | | |
| <i>Fifth in Patrick Division - 17th of 21 teams - Did not make playoffs</i> | | | | | | | | | |
| 1990-91 | Bob Johnson | 80 | 41 | 33 | 6 | 88 | 342 | 305 | .550 |
| | Home | 40 | 25 | 12 | 3 | 53 | 184 | 132 | .663 |
| | Road | 40 | 16 | 21 | 3 | 35 | 158 | 173 | .438 |
| <i>First in Patrick Division - 7th of 21 teams</i> | | | | | | | | | |
| <i>Eliminated New Jersey, 4-3, in Division Semifinals; Eliminated Washington, 4-1, in Division Finals; Eliminated Boston, 4-2, in Conference Final; Defeated Minnesota, 4-2, in Stanley Cup Final</i> | | | | | | | | | |
| 1991-92 | Scotty Bowman | 80 | 39 | 32 | 9 | 87 | 343 | 308 | .544 |
| | Home | 40 | 21 | 13 | 6 | 48 | 192 | 154 | .600 |
| | Road | 40 | 18 | 19 | 3 | 39 | 151 | 154 | .488 |
| <i>Third in Patrick Division - 6th of 22 teams</i> | | | | | | | | | |
| <i>Eliminated Washington, 4-3, in Division Semifinals; Eliminated NY Rangers, 4-3, in Division Finals; Eliminated Boston, 4-2, in Conference Final; Defeated Chicago, 4-0, in Stanley Cup Final</i> | | | | | | | | | |
| 1992-93 | Scotty Bowman | 84 | 56 | 21 | 7 | 119 | 367 | 268 | .708 |
| | Home | 41 | 31 | 6 | 4 | 66 | 198 | 128 | .805 |
| | Road | 41 | 23 | 15 | 3 | 49 | 159 | 136 | .598 |
| | Neutral | 2 | 2 | 0 | 0 | 4 | 10 | 4 | 1.000 |
| <i>First in Patrick Division - 1st of 24 teams</i> | | | | | | | | | |
| <i>Eliminated New Jersey, 4-1, in Division Semifinals; Lost to NY Islanders, 4-3, in Division Finals</i> | | | | | | | | | |
| 1993-94 | Ed Johnston | 84 | 44 | 27 | 13 | 101 | 299 | 285 | .601 |
| | Home | 41 | 24 | 9 | 8 | 56 | 155 | 128 | .683 |
| | Road | 41 | 18 | 18 | 5 | 41 | 132 | 153 | .500 |
| | Neutral | 2 | 2 | 0 | 0 | 4 | 12 | 4 | 1.000 |
| <i>First in Northeast Division - 3rd of 26 teams - Lost to Washington, 4-2, Conference Quarterfinals</i> | | | | | | | | | |

| Year | Coach | GP | W | L | T | PTS | GF | GA | PCT |
|--|--------------------------|-----------|-----------|-----------|--------------|------------|------------|------------|-------------|
| 1994-95 | Ed Johnston | 48 | 29 | 16 | 3 | 61 | 181 | 158 | .635 |
| | Home | 24 | 18 | 5 | 1 | 37 | 103 | 71 | .771 |
| | Road | 24 | 11 | 11 | 2 | 24 | 78 | 87 | .500 |
| <i>Second in Northeast Division - 3rd of 26 teams</i> | | | | | | | | | |
| <i>Eliminated Washington, 4-3, in Conference Quarterfinals; Lost to New Jersey, 4-1, in Conference Semifinals</i> | | | | | | | | | |
| 1995-96 | Ed Johnston | 82 | 49 | 29 | 4 | 102 | 362 | 284 | .622 |
| | Home | 41 | 32 | 9 | 0 | 64 | 215 | 136 | .780 |
| | Road | 41 | 17 | 20 | 4 | 38 | 147 | 148 | .463 |
| <i>First in Northeast Division - 4th of 26 teams</i> | | | | | | | | | |
| <i>Eliminated Washington, 4-2, in Conference Quarterfinals; Eliminated NY Rangers, 4-1, in Conference Semifinals; Lost to Florida, 4-3, in Conference Finals</i> | | | | | | | | | |
| 1996-97 | TOTAL | 82 | 38 | 36 | 8 | 84 | 285 | 280 | .512 |
| | Ed Johnston | 62 | 31 | 26 | 5 | 67 | 220 | 205 | .540 |
| | Craig Patrick | 20 | 7 | 10 | 3 | 17 | 65 | 75 | .425 |
| | Home | 41 | 25 | 11 | 5 | 55 | 154 | 122 | .671 |
| | Road | 41 | 13 | 25 | 3 | 29 | 131 | 158 | .254 |
| <i>Craig Patrick replaced Ed Johnston on March 3, 1997</i> | | | | | | | | | |
| <i>Second in Northeast Division - 10th of 26 teams - Lost to Philadelphia, 4-1, in Conference Quarterfinals</i> | | | | | | | | | |
| 1997-98 | Kevin Constantine | 82 | 40 | 24 | 18 | 98 | 228 | 188 | .598 |
| | Home | 41 | 21 | 10 | 10 | 52 | 125 | 98 | .634 |
| | Road | 41 | 19 | 14 | 8 | 46 | 103 | 90 | .561 |
| <i>First in Northeast Division - 4th of 26 teams - Lost to Montreal, 4-2, in Conference Quarterfinals</i> | | | | | | | | | |
| 1998-99 | Kevin Constantine | 82 | 38 | 30 | 14 | 90 | 242 | 225 | .549 |
| | Home | 41 | 21 | 10 | 10 | 52 | 132 | 103 | .634 |
| | Road | 41 | 17 | 20 | 4 | 38 | 110 | 122 | .463 |
| <i>Third in Atlantic Division - 11th of 27 teams</i> | | | | | | | | | |
| <i>Eliminated New Jersey, 4-3, in Conference Quarterfinals; Lost to Toronto, 4-2, in Conference Semifinals</i> | | | | | | | | | |
| 1999-00 | TOTAL | 82 | 37 | 31 | 8 [6] | 88 | 241 | 236 | .537 |
| | Kevin Constantine | 25 | 8 | 14 | 3 [4] | 23 | 76 | 76 | .460 |
| | Herb Brooks | 57 | 29 | 23 | 5 [2] | 65 | 165 | 160 | .570 |
| | Home | 41 | 23 | 11 | 7 [0] | 53 | 134 | 107 | .646 |
| | Road | 41 | 14 | 20 | 1 [6] | 35 | 107 | 129 | .427 |
| <i>Herb Brooks replaced Kevin Constantine on Dec. 9, 1999</i> | | | | | | | | | |
| <i>Third in Atlantic Division - 13th of 28 teams</i> | | | | | | | | | |
| <i>Eliminated Washington, 4-1, in Conference Quarterfinals; Lost to Philadelphia, 4-2, in Conference Semifinals</i> | | | | | | | | | |
| 2000-01 | Ivan Hlinka | 82 | 42 | 28 | 9 [3] | 96 | 281 | 256 | .585 |
| | Home | 41 | 24 | 15 | 2 [0] | 50 | 142 | 125 | .610 |
| | Road | 41 | 18 | 13 | 7 [3] | 46 | 139 | 131 | .560 |
| <i>Third in Atlantic Division - 10th of 30 teams</i> | | | | | | | | | |
| <i>Eliminated Washington, 4-2, in Conference Quarterfinals; Eliminated Buffalo, 4-3, in Conference Semifinals; Lost to New Jersey, 4-1, in Conference Finals</i> | | | | | | | | | |
| 2001-02 | TOTAL | 82 | 28 | 41 | 8 [5] | 69 | 198 | 249 | .421 |
| | Ivan Hlinka | 4 | 0 | 4 | 0 | 0 | 17 | 17 | .000 |
| | Rick Kehoe | 78 | 28 | 37 | 8 [5] | 69 | 181 | 232 | .442 |
| | Home | 41 | 16 | 20 | 4 [1] | 37 | 114 | 128 | .451 |
| | Road | 41 | 12 | 21 | 4 [4] | 32 | 84 | 121 | .390 |
| <i>Rick Kehoe replaced Ivan Hlinka on Oct. 14, 2001</i> | | | | | | | | | |
| <i>Fifth in Atlantic Division - 26th of 30 teams - Did not make playoffs</i> | | | | | | | | | |

| Year | Coach | GP | W | L | T/OTL | PTS | GF | GA | PCT |
|--|------------------------|-----------|-----------|-----------|--------------|------------|------------|------------|-------------|
| 2002-03 | Rick Kehoe | 82 | 27 | 44 | 6 (5) | 65 | 189 | 255 | .396 |
| | Home | 41 | 15 | 22 | 2 (2) | 34 | 99 | 132 | .415 |
| | Road | 41 | 12 | 22 | 4 (3) | 31 | 90 | 123 | .378 |
| <i>Fifth in Atlantic Division - 29th of 30 teams - Did not make playoffs</i> | | | | | | | | | |
| 2003-04 | Eddie Olczyk | 82 | 23 | 47 | 8 (4) | 58 | 190 | 303 | .354 |
| | Home | 41 | 13 | 22 | 6 (0) | 32 | 95 | 145 | .390 |
| | Road | 41 | 10 | 25 | 2 (4) | 26 | 95 | 158 | .371 |
| <i>Fifth in Atlantic Division - 30th of 30 teams - Did not make playoffs</i> | | | | | | | | | |
| 2005-06 | TOTAL | 82 | 22 | 46 | 14 | 58 | 243 | 310 | .354 |
| | Eddie Olczyk | 31 | 8 | 17 | 6 | 22 | 81 | 123 | .355 |
| | Michel Therrien | 51 | 14 | 29 | 8 | 36 | 162 | 187 | .353 |
| | Home | 41 | 12 | 21 | 8 | 32 | 132 | 153 | .390 |
| | Road | 41 | 10 | 25 | 6 | 26 | 111 | 157 | .317 |
| <i>Michel Therrien replaced Eddie Olczyk on Dec. 15, 2005</i> | | | | | | | | | |
| <i>Fifth in Atlantic Division - 29th of 30 teams - Did not make playoffs</i> | | | | | | | | | |
| 2006-07 | Michel Therrien | 82 | 47 | 24 | 11 | 105 | 267 | 240 | .640 |
| | Home | 41 | 26 | 10 | 5 | 57 | 131 | 101 | .695 |
| | Road | 41 | 21 | 14 | 6 | 48 | 136 | 139 | .585 |
| <i>Second in Atlantic Division - 10th of 30 teams - Lost to Ottawa, 4-1, in Conference Quarterfinals</i> | | | | | | | | | |
| 2007-08 | Michel Therrien | 82 | 47 | 27 | 8 | 102 | 240 | 212 | .622 |
| | Home | 41 | 26 | 10 | 5 | 57 | 134 | 94 | .695 |
| | Road | 41 | 21 | 17 | 3 | 45 | 106 | 118 | .549 |
| <i>First in Atlantic Division - 4th of 30 teams</i> | | | | | | | | | |
| <i>Eliminated Ottawa, 4-0, in Conference Quarterfinals; Eliminated NY Rangers, 4-1, in Conference Semifinals; Eliminated Philadelphia, 4-1, in Conference Final; Lost to Detroit, 4-2, in Stanley Cup Final</i> | | | | | | | | | |
| 2008-09 | TOTAL | 82 | 45 | 28 | 9 | 99 | 258 | 233 | .604 |
| | Michel Therrien | 57 | 27 | 25 | 5 | 59 | 167 | 172 | .518 |
| | Dan Bylsma | 25 | 18 | 3 | 4 | 40 | 91 | 61 | .800 |
| | Home | 41 | 25 | 13 | 3 | 53 | 131 | 102 | .646 |
| | Road | 41 | 20 | 15 | 6 | 46 | 127 | 131 | .561 |
| <i>Dan Bylsma replaced Michel Therrien on Feb. 15, 2009</i> | | | | | | | | | |
| <i>Second in Atlantic Division - 8th of 30 teams</i> | | | | | | | | | |
| <i>Eliminated Philadelphia, 4-2, in Conference Quarterfinals; Eliminated Washington, 4-3, in Conference Semifinals; Eliminated Carolina, 4-0, in Conference Final; Defeated Detroit, 4-3, in Stanley Cup Final</i> | | | | | | | | | |
| 2009-10 | Dan Bylsma | 82 | 47 | 28 | 7 | 101 | 249 | 235 | .616 |
| | Home | 41 | 25 | 12 | 4 | 54 | 140 | 113 | .659 |
| | Road | 41 | 22 | 16 | 3 | 47 | 109 | 122 | .573 |
| <i>Second in Atlantic Division - 8th of 30 teams</i> | | | | | | | | | |
| <i>Eliminated Ottawa, 4-2, in Conference Quarterfinals; Lost to Montreal, 4-3, in Conference Semifinals</i> | | | | | | | | | |
| 2010-11 | Dan Bylsma | 82 | 49 | 25 | 8 | 106 | 228 | 196 | .646 |
| | Home | 41 | 25 | 14 | 2 | 52 | 116 | 94 | .634 |
| | Road | 41 | 24 | 11 | 6 | 54 | 112 | 102 | .659 |
| <i>Second in Atlantic Division - 3rd (tied) of 30 teams - Lost to Tampa Bay, 4-3, in Conference Quarterfinals</i> | | | | | | | | | |
| 2011-12 | Dan Bylsma | 82 | 51 | 25 | 6 | 108 | 273 | 218 | .659 |
| | Home | 41 | 29 | 10 | 2 | 60 | 146 | 103 | .732 |
| | Road | 41 | 22 | 15 | 4 | 48 | 127 | 115 | .585 |
| <i>Second in Atlantic Division - 4th of 30 teams - Lost to Philadelphia, 4-2, in Conference Quarterfinals</i> | | | | | | | | | |

| Year | Coach | GP | W | L | OTL | PTS | GF | GA | PCT |
|---|----------------------|-----------|-----------|-----------|-----------|------------|------------|------------|-------------|
| 2012-13 | Dan Bylsma | 48 | 36 | 12 | 0 | 72 | 162 | 119 | .750 |
| | Home | 24 | 18 | 6 | 0 | 36 | 78 | 52 | .750 |
| | Road | 24 | 18 | 6 | 0 | 36 | 84 | 67 | .750 |
| <i>First in Atlantic Division - 2nd of 30 teams</i> | | | | | | | | | |
| <i>Eliminated NY Islanders, 4-2, in Conference Quarterfinals; Eliminated Ottawa, 4-1, in Conference Semifinals;</i> | | | | | | | | | |
| <i>Lost to Boston, 4-0, in Conference Final</i> | | | | | | | | | |
| 2013-14 | Dan Bylsma | 82 | 51 | 24 | 7 | 109 | 242 | 204 | .665 |
| | Home | 41 | 28 | 9 | 4 | 60 | 132 | 93 | .732 |
| | Road | 41 | 23 | 15 | 3 | 49 | 110 | 111 | .598 |
| <i>First in Metropolitan Division - 6th of 30 teams</i> | | | | | | | | | |
| <i>Eliminated Columbus, 4-2, in First Round; Lost to NY Rangers, 4-3, in Second Round</i> | | | | | | | | | |
| 2014-15 | Mike Johnston | 82 | 43 | 27 | 12 | 98 | 217 | 204 | .598 |
| | Home | 41 | 23 | 14 | 4 | 50 | 116 | 103 | .610 |
| | Road | 41 | 20 | 13 | 8 | 48 | 101 | 101 | .585 |
| <i>Fourth in Metropolitan Division - 15th of 30 teams - Lost to NY Rangers, 4-1, in First Round</i> | | | | | | | | | |
| 2015-16 | TOTAL | 82 | 48 | 26 | 8 | 104 | 241 | 199 | .634 |
| | Mike Johnston | 28 | 15 | 10 | 3 | 33 | 66 | 65 | .589 |
| | Mike Sullivan | 54 | 33 | 16 | 5 | 71 | 175 | 134 | .657 |
| | Home | 41 | 26 | 11 | 4 | 56 | 131 | 101 | .683 |
| | Road | 41 | 22 | 15 | 4 | 48 | 110 | 98 | .585 |
| <i>Mike Sullivan replaced Mike Johnston on Dec. 12, 2015</i> | | | | | | | | | |
| <i>Second in Metropolitan Division - 4th of 30 teams</i> | | | | | | | | | |
| <i>Eliminated NY Rangers, 4-1, in First Round; Eliminated Washington, 4-2, in Second Round;</i> | | | | | | | | | |
| <i>Eliminated Tampa Bay, 4-3, in Conference Final; Defeated San Jose, 4-2, in Stanley Cup Final</i> | | | | | | | | | |
| 2016-17 | Mike Sullivan | 82 | 50 | 21 | 11 | 111 | 278 | 229 | .677 |
| | Home | 41 | 31 | 6 | 4 | 66 | 156 | 108 | .805 |
| | Road | 41 | 19 | 15 | 7 | 45 | 122 | 121 | .549 |
| <i>Second in Metropolitan Division - 2nd of 30 teams</i> | | | | | | | | | |
| <i>Eliminated Columbus, 4-1, in First Round; Eliminated Washington, 4-3, in Second Round;</i> | | | | | | | | | |
| <i>Eliminated Ottawa, 4-3, in Conference Final; Defeated Nashville, 4-2, in Stanley Cup Final</i> | | | | | | | | | |
| 2017-18 | Mike Sullivan | 82 | 47 | 29 | 6 | 100 | 270 | 248 | .610 |
| | Home | 41 | 30 | 9 | 2 | 62 | 149 | 110 | .756 |
| | Road | 41 | 17 | 20 | 4 | 38 | 121 | 138 | .463 |
| <i>Second in Metropolitan Division - 10th of 31 teams</i> | | | | | | | | | |
| <i>Eliminated Philadelphia, 4-2, in First Round; Lost to Washington, 4-2, in Second Round</i> | | | | | | | | | |

OTL = overtime and shootout losses from 2005-06 to present

T = ties from 1967 to 2003-04

[] = overtime losses from 1999-2000 to 2003-04

CAPTAINS, PRESIDENTS, SCOUTS

Presidents

| | |
|--------------|--------------------------|
| 1967-70 | Jack E. McGregor |
| 1970-72 | Jack Riley |
| 1973-74 | No President |
| 1975-77 | Wren Blair |
| 1977-81 | Vince Bartimo |
| 1981-88 | Edward J. DeBartolo, Sr. |
| 1988-91 | Denise DeBartolo-York |
| 1991-92 | Howard Baldwin |
| 1993-96 | Jack Kelley |
| 1996-97 | Donn Patton |
| 1998-99 | Craig Patrick |
| 1999-01 | Mario Lemieux |
| 2001-02 | Tom Rooney/Ken Sawyer |
| 2002-07 | Ken Sawyer |
| 2007-Present | David Morehouse |

Captains

| | |
|--------------|------------------------------|
| 1967-68 | Ab McDonald |
| 1968-69 | Earl Ingarfield |
| 1969-73 | No Captain |
| 1973-77 | Ron Schock |
| 1977-78 | Jean Pronovost |
| 1978-81 | Orest Kindrachuk |
| 1981-84 | Randy Carlyle |
| 1984-86 | Mike Bullard |
| 1986-87 | Mike Bullard/Terry Ruskowski |
| 1987-88 | Dan Frawley/Mario Lemieux |
| 1988-94 | Mario Lemieux |
| 1994-95 | Ron Francis |
| 1995-97 | Mario Lemieux |
| 1997-98 | Ron Francis |
| 1998-01 | Jaromir Jagr |
| 2001-06 | Mario Lemieux |
| 2006-07 | No Captain |
| 2007-Present | Sidney Crosby |

Scouts

| | | | | | |
|------------------|---------------------|-------------------|-----------|------------------|-------------------------|
| Edgar Brenchley | [1967-70 & 1971-73] | Charlie Hodge | [1989-05] | Dan MacKinnon | [2006-16] |
| Rudy Migay | [1967-68 & 1971-75] | Doug McCauley | [1989-91] | Chris DePiero | [2012-16] |
| Ken Carson | [1967-68] | Ralph Cox | [1989-99] | Ron Pyette | [2008-17] |
| "Red" Sullivan | [1969-70] | Pierre McGuire | [1990-91] | Randy Sexton | [2010-17] |
| Dave Lucas | [1969-75] | Mark Kelley | [1993-06] | Scott Bell | [2012-17] |
| Clare Rothermel | [1969-75 & 1977-84] | Phil Russell | [1993-97] | Wayne Meier | [2006-18] |
| Ron Marlow | [1971-72] | Glenn Patrick | [1994-06] | Jay Heinbuck | [2006-present] |
| Dick Coss | [1971-72] | Herb Brooks | [1996-03] | Patrik Allvin | [2006-present] |
| Gerry Brown | [1971-74] | Wayne Daniels | [1999-05] | Brian Fitzgerald | [2006-present] |
| Jack Riley | [1974-75] | Neil Shea | [1999-06] | Derek Clancey | [2007-present] |
| Ken Schinkel | [1974-76] | Richard Rose | [2001-05] | Luc Gauthier | [2008-present] |
| Gerald Blair | [1976-77] | Chuck Grillo | [2001-11] | Al Santilli | [2011-present] |
| Billy Taylor | [1979-86] | Matt Recchi | [2005-08] | Tommy Westlund | [2011-present] |
| Albert Mandanici | [1981-88] | Kevin Stevens | [2005-12] | Gilles Meloche | [1990-06; 2013-present] |
| Lou Angotti | [1984-86] | Bill O'Flaherty | [2006-07] | Warren Young | [2013-present] |
| Bruce Haralson | [1984-89] | Darryl Plandowski | [2006-08] | Frank Golden | [2014-present] |
| John Gill | [1985-95] | Robert Neuhauser | [2006-11] | Colin Alexander | [2015-present] |
| Paul Goulet | [1986-88] | Jim Madigan | [2006-11] | Petri Pakaslahti | [2015-present] |
| Doug Wood | [1986-88] | David McNamara | [2007-12] | Ryan Bowness | [2016-present] |
| Rick Kehoe | [1986-06] | Dave Allison | [2009-12] | Casey Torres | [2016-present] |
| Fred Gore | [1987-89] | Andre Savard | [2009-14] | Jamie Huffman | [2017-present] |
| Greg Malone | [1988-06] | Don Waddell | [2012-14] | Dan McLean | [2017-present] |
| Les Binkley | [1989-99] | Erkki Rajamaki | [2013-15] | Reine Rauhala | [2018-present] |

ALL-TIME LEADERS

Games Played

| SEASON | | | CAREER | |
|-------------------------|----|---------|----------------------|------------|
| Joe Mullen | 84 | 1993-94 | Mario Lemieux | 915 |
| Larry Murphy | 84 | 1993-94 | Sidney Crosby | 864 |
| Martin Straka | 84 | 1993-94 | Jaromir Jagr | 806 |
| Ron Francis | 84 | 1992-93 | Evgeni Malkin | 784 |
| Shawn McEachern | 84 | 1992-93 | Jean Pronovost | 753 |
| Kevin Stevens | 83 | 1993-94 | Rick Kehoe | 722 |
| Larry Murphy | 83 | 1992-93 | Brooks Orpik | 703 |
| 37 Players Tied With 82 | | | Marc-Andre Fleury | 691 |
| | | | Kris Letang | 682 |
| | | | Ron Stackhouse | 621 |
| | | | Ron Schock | 619 |
| | | | Dave Burrows | 573 |
| | | | Bob Errey | 572 |

Goals

| SEASON | | | CAREER | |
|----------------------|-----------|----------------|----------------------|------------|
| Mario Lemieux | 85 | 1988-89 | Mario Lemieux | 690 |
| Mario Lemieux | 70 | 1987-88 | Jaromir Jagr | 439 |
| Mario Lemieux | 69 | 1995-96 | Sidney Crosby | 411 |
| Mario Lemieux | 69 | 1992-93 | Evgeni Malkin | 370 |
| Jaromir Jagr | 62 | 1995-96 | Jean Pronovost | 316 |
| Kevin Stevens | 55 | 1992-93 | Rick Kehoe | 312 |
| Rick Kehoe | 55 | 1980-81 | Kevin Stevens | 260 |
| Kevin Stevens | 54 | 1991-92 | Mike Bullard | 185 |
| Mario Lemieux | 54 | 1986-87 | Chris Kunitz | 169 |
| Pierre Larouche | 53 | 1975-76 | Martin Straka | 165 |
| Jaromir Jagr | 52 | 2000-01 | Ron Francis | 164 |
| Jean Pronovost | 52 | 1975-76 | Mark Recchi | 154 |
| Sidney Crosby | 51 | 2009-10 | Joe Mullen | 153 |
| Mike Bullard | 51 | 1983-84 | Syl Apps | 151 |
| Evgeni Malkin | 50 | 2011-12 | Alexei Kovalev | 151 |
| Mario Lemieux | 50 | 1996-97 | Rob Brown | 150 |

Assists

| SEASON | | | CAREER | |
|----------------------|-----------|----------------|----------------------|------------|
| Mario Lemieux | 114 | 1988-89 | Mario Lemieux | 1,033 |
| Mario Lemieux | 98 | 1987-88 | Sidney Crosby | 705 |
| Mario Lemieux | 93 | 1985-86 | Jaromir Jagr | 640 |
| Mario Lemieux | 92 | 1995-96 | Evgeni Malkin | 560 |
| Ron Francis | 92 | 1995-96 | Ron Francis | 449 |
| Mario Lemieux | 91 | 1992-93 | Syl Apps | 349 |
| Jaromir Jagr | 87 | 1995-96 | Kris Letang | 341 |
| Mario Lemieux | 87 | 1991-92 | Paul Coffey | 332 |
| Sidney Crosby | 84 | 2006-07 | Rick Kehoe | 324 |
| Jaromir Jagr | 83 | 1998-99 | Kevin Stevens | 295 |
| Paul Coffey | 83 | 1988-89 | Jean Pronovost | 287 |

Points

| SEASON | | | CAREER | |
|----------------------|------------|----------------|----------------------|--------------|
| Mario Lemieux | 199 | 1988-89 | Mario Lemieux | 1,723 |
| Mario Lemieux | 168 | 1987-88 | Sidney Crosby | 1,116 |
| Mario Lemieux | 161 | 1995-96 | Jaromir Jagr | 1,079 |
| Mario Lemieux | 160 | 1992-93 | Evgeni Malkin | 930 |
| Jaromir Jagr | 149 | 1995-96 | Rick Kehoe | 636 |
| Mario Lemieux | 141 | 1985-86 | Ron Francis | 613 |
| Mario Lemieux | 131 | 1991-92 | Jean Pronovost | 603 |
| Jaromir Jagr | 127 | 1998-99 | Kevin Stevens | 555 |
| Kevin Stevens | 123 | 1991-92 | Syl Apps | 500 |
| Mario Lemieux | 123 | 1989-90 | Martin Straka | 442 |
| Mario Lemieux | 122 | 1996-97 | Paul Coffey | 440 |
| Jaromir Jagr | 121 | 2000-01 | Kris Letang | 437 |
| Sidney Crosby | 120 | 2006-07 | Ron Schock | 404 |
| Ron Francis | 119 | 1995-96 | Chris Kunitz | 388 |
| Rob Brown | 115 | 1988-89 | Mark Recchi | 385 |

Power-Play Goals

| SEASON | | | CAREER | |
|---------------------------|----|---------|----------------------|------------|
| Mario Lemieux | 31 | 1995-96 | Mario Lemieux | 236 |
| Mario Lemieux | 31 | 1988-89 | Evgeni Malkin | 133 |
| Kevin Stevens | 26 | 1992-93 | Sidney Crosby | 124 |
| Rob Brown | 24 | 1988-89 | Jaromir Jagr | 110 |
| Mario Lemieux | 22 | 1987-88 | Kevin Stevens | 110 |
| Kevin Stevens | 21 | 1993-94 | Rick Kehoe | 95 |
| Dan Quinn | 21 | 1987-88 | Jean Pronovost | 69 |
| Paul Gardner | 21 | 1981-82 | Rob Brown | 68 |
| Four Players Tied With 20 | | | Mark Recchi | 61 |
| | | | Paul Gardner | 59 |
| | | | Mike Bullard | 58 |
| | | | Ron Francis | 54 |

Power-Play Points/Assists (Season)

| POINTS | | | ASSISTS | | |
|----------------------|-----------|----------------|----------------------|-----------|----------------|
| Mario Lemieux | 80 | 1988-89 | Mario Lemieux | 58 | 1987-88 |
| Mario Lemieux | 80 | 1987-88 | Paul Coffey | 53 | 1988-89 |
| Mario Lemieux | 79 | 1995-96 | Mario Lemieux | 49 | 1988-89 |
| Paul Coffey | 64 | 1988-89 | Sidney Crosby | 48 | 2006-07 |
| Mario Lemieux | 62 | 1985-86 | Mario Lemieux | 48 | 1995-96 |
| Sidney Crosby | 61 | 2006-07 | Mario Lemieux | 45 | 1985-86 |
| Mario Lemieux | 55 | 1992-93 | Ron Francis | 42 | 1995-96 |
| Ron Francis | 54 | 1995-96 | Ron Francis | 41 | 1992-93 |
| Jaromir Jagr | 51 | 1995-96 | Mario Lemieux | 39 | 1992-93 |
| Ron Francis | 50 | 1995-96 | Three Players Tied | 38 | |

Shorthanded Goals

| SEASON | | | CAREER | |
|----------------------------|----|---------|-----------------|----|
| Mario Lemieux | 13 | 1988-89 | Mario Lemieux | 49 |
| Mario Lemieux | 10 | 1987-88 | Jean Pronovost | 14 |
| Mario Lemieux | 8 | 1995-96 | Ron Schock | 14 |
| Jordan Staal | 7 | 2006-07 | Jordan Staal | 13 |
| Mario Lemieux | 6 | 1992-93 | George Ferguson | 12 |
| Ryan Malone | 5 | 2005-06 | Maxime Talbot | 12 |
| Eleven Players Tied With 4 | | | Syl Apps | 11 |
| | | | Ryan Malone | 11 |
| | | | Bob Errey | 9 |
| | | | Jaromir Jagr | 9 |
| | | | Martin Straka | 9 |

Game-Winning Goals

| SEASON | | | CAREER | |
|--------------------------|----------|----------------|----------------------|-----------|
| Jaromir Jagr | 12 | 1995-96 | Jaromir Jagr | 78 |
| Petr Sykora | 10 | 2008-09 | Mario Lemieux | 74 |
| Jaromir Jagr | 10 | 2000-01 | Evgeni Malkin | 63 |
| Mario Lemieux | 10 | 1992-93 | Sidney Crosby | 57 |
| Sidney Crosby | 9 | 2015-16 | Jean Pronovost | 42 |
| Evgeni Malkin | 9 | 2011-12 | Chris Kunitz | 28 |
| Alexei Kovalev | 9 | 2000-01 | Kevin Stevens | 27 |
| Joe Mullen | 9 | 1993-94 | Rick Kehoe | 26 |
| Jaromir Jagr | 9 | 1992-93 | Martin Straka | 26 |
| Mark Recchi | 9 | 1990-91 | Mark Recchi | 22 |
| Jean Pronovost | 9 | 1974-75 | Joe Mullen | 22 |
| Five Players Tied With 8 | | | Pascal Dupuis | 21 |
| | | | Alex Kovalev | 21 |
| | | | Ron Francis | 21 |

Shots

| SEASON | | | CAREER | |
|----------------------|------------|----------------|----------------------|--------------|
| Jaromir Jagr | 403 | 1995-96 | Mario Lemieux | 3,633 |
| Mario Lemieux | 382 | 1987-88 | Jaromir Jagr | 2,911 |
| Jaromir Jagr | 343 | 1998-99 | Sidney Crosby | 2,843 |
| Paul Coffey | 342 | 1988-89 | Evgeni Malkin | 2,687 |
| Evgeni Malkin | 339 | 2011-12 | Jean Pronovost | 2,310 |
| Mario Lemieux | 338 | 1995-96 | Rick Kehoe | 2,165 |
| James Neal | 329 | 2011-12 | Kris Letang | 1,728 |
| Mario Lemieux | 327 | 1996-97 | Kevin Stevens | 1,631 |

Shooting Percentage

| SEASON | | | CAREER (min: 200 GP) | |
|-----------------|------|---------|----------------------|------|
| Warren Young | 30.8 | 1984-85 | Rob Brown | 19.7 |
| Rob Brown | 30.0 | 1987-88 | Mike Bullard | 19.1 |
| Rob Brown | 29.0 | 1988-89 | Mario Lemieux | 19.0 |
| Terry Ruskowski | 28.6 | 1985-86 | Paul Gardner | 19.0 |
| Mario Lemieux | 27.2 | 1988-89 | Joe Mullen | 17.8 |

Overtime Goals

| SEASON | | | CAREER | |
|----------------------|----------|----------------|----------------------|-----------|
| Sidney Crosby | 3 | 2017-18 | Sidney Crosby | 13 |
| Phil Kessel | 3 | 2017-18 | Evgeni Malkin | 12 |
| James Neal | 3 | 2013-14 | Mario Lemieux | 11 |
| Colby Armstrong | 3 | 2006-07 | Jaromir Jagr | 9 |
| Sidney Crosby | 3 | 2005-06 | Phil Kessel | 5 |
| Ryan Malone | 3 | 2003-04 | Alexei Kovalev | 4 |
| Aleksey Morozov | 3 | 2003-04 | Kris Letang | 4 |
| Jaromir Jagr | 3 | 1998-99 | Aleksey Morozov | 4 |

Thirteen Players Tied With 2

Shootout Goals

| SEASON | | | CAREER | |
|----------------------|----------|----------------|----------------------|-----------|
| Evgeni Malkin | 8 | 2011-12 | Sidney Crosby | 38 |
| Sidney Crosby | 8 | 2009-10 | Kris Letang | 24 |
| Erik Christensen | 8 | 2006-07 | Evgeni Malkin | 23 |
| Sidney Crosby | 5 | 2014-15 | Erik Christensen | 14 |
| Erik Christensen | 5 | 2007-08 | James Neal | 9 |
| Kris Letang | 5 | 2007-08 | Chris Kunitz | 8 |
| Sidney Crosby | 5 | 2006-07 | David Perron | 6 |
| Chris Kunitz | 4 | 2011-12 | Petr Sykora | 5 |
| James Neal | 4 | 2011-12 | Phil Kessel | 4 |
| Kris Letang | 4 | 2009-10 | Jarkko Ruutu | 4 |

Shootout Game Deciding Goals

| SEASON | | | CAREER | |
|----------------------|----------|----------------|----------------------|-----------|
| Sidney Crosby | 4 | 2009-10 | Sidney Crosby | 17 |
| Sidney Crosby | 4 | 2006-07 | Kris Letang | 14 |
| Phil Kessel | 3 | 2016-17 | Evgeni Malkin | 9 |
| Kris Letang | 3 | 2015-16 | Chris Kunitz | 5 |
| Evgeni Malkin | 3 | 2011-12 | James Neal | 5 |
| Kris Letang | 3 | 2009-10 | Erik Christensen | 4 |
| Kris Letang | 3 | 2007-08 | Phil Kessel | 3 |
| Erik Christensen | 3 | 2006-07 | David Perron | 3 |
| | | | Brandon Sutter | 3 |
| | | | Jussi Jokinen | 3 |

Consecutive Games Played

| REGULAR SEASON | |
|--|------------|
| Craig Adams | 319 |
| Ron Schock | 313 |
| Jordan Staal | 302 |
| Nick Harbaruk | 276 |
| Evgeni Malkin | 254 |
| Phil Kessel (active entering 2018-19) | 246 |
| Ron Stackhouse | 235 |

Games by a Goaltender

| SEASON | | | CAREER | |
|-------------------|----|---------|----------------------|------------|
| Marc-Andre Fleury | 67 | 2011-12 | Marc-Andre Fleury | 691 |
| Marc-Andre Fleury | 67 | 2009-10 | Tom Barrasso | 460 |
| Marc-Andre Fleury | 67 | 2006-07 | Denis Herron | 290 |
| Johan Hedberg | 66 | 2001-02 | Ken Wregget | 212 |
| Marc-Andre Fleury | 65 | 2010-11 | Les Binkley | 196 |
| Marc-Andre Fleury | 64 | 2014-15 | Jean-Sebastien Aubin | 168 |
| Marc-Andre Fleury | 64 | 2013-14 | Michel Dion | 151 |
| Tom Barrasso | 63 | 1997-98 | Greg Millen | 135 |
| Tom Barrasso | 63 | 1992-93 | Roberto Romano | 125 |
| Greg Millen | 63 | 1980-81 | Johan Hedberg | 116 |
| Marc-Andre Fleury | 62 | 2008-09 | Jim Rutherford | 115 |
| Michel Dion | 62 | 1981-82 | Matt Murray | 111 |
| Denis Herron | 62 | 1977-78 | Wendell Young | 111 |

Victories

| SEASON | | | CAREER | |
|--------------------|-----------|----------------|----------------------|-----------|
| Tom Barrasso | 43 | 1992-93 | Marc-Andre Fleury | 375 |
| Marc-Andre Fleury | 42 | 2011-12 | Tom Barrasso | 226 |
| Marc-Andre Fleury | 40 | 2006-07 | Ken Wregget | 104 |
| Marc-Andre Fleury | 39 | 2013-14 | Denis Herron | 88 |
| Marc-Andre Fleury | 37 | 2009-10 | Matt Murray | 68 |
| Marc-Andre Fleury | 36 | 2010-11 | Jean-Sebastien Aubin | 63 |
| Marc-Andre Fleury | 35 | 2015-16 | Les Binkley | 58 |
| Marc-Andre Fleury | 35 | 2008-09 | Greg Millen | 57 |
| Marc-Andre Fleury | 34 | 2014-15 | Johan Hedberg | 46 |
| Matt Murray | 32 | 2016-17 | Roberto Romano | 46 |
| Tom Barrasso | 31 | 1997-98 | Jim Rutherford | 44 |
| Tom Barrasso | 29 | 1995-96 | Michel Dion | 42 |
| Matt Murray | 27 | 2017-18 | Wendell Young | 42 |
| Tom Barrasso | 27 | 1990-91 | | |

Shutouts

| SEASON | | | CAREER | |
|--------------------|----------|----------------|-------------------------|----------|
| Marc-Andre Fleury | 10 | 2014-15 | Marc-Andre Fleury | 44 |
| Tom Barrasso | 7 | 1997-98 | Tom Barrasso | 22 |
| Johan Hedberg | 6 | 2001-02 | Les Binkley | 11 |
| Les Binkley | 6 | 1967-68 | Johan Hedberg | 7 |
| Marc-Andre Fleury | 5 | 2015-16 | Jean-Sebastien Aubin | 6 |
| Marc-Andre Fleury | 5 | 2013-14 | Denis Herron | 6 |
| Marc-Andre Fleury | 5 | 2006-07 | Matt Murray | 6 |
| Dunc Wilson | 5 | 1976-77 | Ken Wregget | 6 |
| Matt Murray | 4 | 2016-17 | Dunc Wilson | 5 |
| Marc-Andre Fleury | 4 | 2008-09 | Six goalies tied with 4 | |
| Marc-Andre Fleury | 4 | 2007-08 | | |
| Tom Barrasso | 4 | 1998-99 | | |
| Tom Barrasso | 4 | 1992-93 | | |

SEASON LEADERS

| | Goals | | Assists | |
|---------|-------|--|---------|----------------------------|
| 1967-68 | 22 | Ab McDonald | 39 | Andy Bathgate |
| 1968-69 | 25 | Keith McCreary | 38 | Charlie Burns |
| 1969-70 | 26 | Dean Prentice | 32 | Michel Briere |
| 1970-71 | 21 | Keith McCreary, Dean Prentice, Jean Pronovost | 32 | Bryan Hextall |
| 1971-72 | 30 | Greg Polis, Jean Pronovost | 44 | Syl Apps |
| 1972-73 | 35 | Al McDonough | 56 | Syl Apps |
| 1973-74 | 43 | Lowell MacDonald | 61 | Syl Apps |
| 1974-75 | 43 | Jean Pronovost | 63 | Ron Schock |
| 1975-76 | 53 | Pierre Larouche | 67 | Syl Apps |
| 1976-77 | 33 | Jean Pronovost | 43 | Syl Apps |
| 1977-78 | 40 | Jean Pronovost | 43 | Greg Malone |
| 1978-79 | 35 | Greg Malone | 42 | Orest Kindrachuk |
| 1979-80 | 30 | Rick Kehoe | 32 | Greg Malone |
| 1980-81 | 55 | Rick Kehoe | 67 | Randy Carlyle |
| 1981-82 | 36 | Mike Bullard, Paul Gardner | 64 | Randy Carlyle |
| 1982-83 | 29 | Rick Kehoe | 44 | Greg Malone |
| 1983-84 | 51 | Mike Bullard | 41 | Mike Bullard |
| 1984-85 | 43 | Mario Lemieux | 57 | Mario Lemieux |
| 1985-86 | 48 | Mario Lemieux | 93 | Mario Lemieux |
| 1986-87 | 54 | Mario Lemieux | 53 | Mario Lemieux |
| 1987-88 | 70 | Mario Lemieux | 98 | Mario Lemieux |
| 1988-89 | 85 | Mario Lemieux | 114 | Mario Lemieux |
| 1989-90 | 45 | Mario Lemieux | 78 | Mario Lemieux |
| 1990-91 | 40 | Mark Recchi, Kevin Stevens | 73 | Mark Recchi |
| 1991-92 | 54 | Kevin Stevens | 87 | Mario Lemieux |
| 1992-93 | 69 | Mario Lemieux | 91 | Mario Lemieux |
| 1993-94 | 41 | Kevin Stevens | 67 | Jaromir Jagr |
| 1994-95 | 32 | Jaromir Jagr | 48 | Ron Francis |
| 1995-96 | 69 | Mario Lemieux | 92 | Mario Lemieux, Ron Francis |
| 1996-97 | 50 | Mario Lemieux | 72 | Mario Lemieux |
| 1997-98 | 35 | Jaromir Jagr | 67 | Jaromir Jagr |
| 1998-99 | 44 | Jaromir Jagr | 83 | Jaromir Jagr |
| 1999-00 | 42 | Jaromir Jagr | 54 | Jaromir Jagr |
| 2000-01 | 52 | Jaromir Jagr | 69 | Jaromir Jagr |
| 2001-02 | 32 | Alexei Kovalev | 44 | Alexei Kovalev |
| 2002-03 | 28 | Mario Lemieux | 63 | Mario Lemieux |
| 2003-04 | 22 | Ryan Malone | 36 | Dick Tarnstrom |
| 2005-06 | 39 | Sidney Crosby | 63 | Sidney Crosby |
| 2006-07 | 36 | Sidney Crosby | 84 | Sidney Crosby |

| | Goals | | Assists | |
|---------|-------|------------------------------|---------|---------------|
| 2007-08 | 47 | Evgeni Malkin | 59 | Evgeni Malkin |
| 2008-09 | 35 | Evgeni Malkin | 78 | Evgeni Malkin |
| 2009-10 | 51 | Sidney Crosby | 58 | Sidney Crosby |
| 2010-11 | 32 | Sidney Crosby | 42 | Kris Letang |
| 2011-12 | 50 | Evgeni Malkin | 59 | Evgeni Malkin |
| 2012-13 | 22 | Chris Kunitz | 41 | Sidney Crosby |
| 2013-14 | 36 | Sidney Crosby | 68 | Sidney Crosby |
| 2014-15 | 28 | Sidney Crosby, Evgeni Malkin | 56 | Sidney Crosby |
| 2015-16 | 36 | Sidney Crosby | 51 | Kris Letang |
| 2016-17 | 44 | Sidney Crosby | 47 | Phil Kessel |
| 2017-18 | 42 | Evgeni Malkin | 60 | Sidney Crosby |

All-Time Season Leaders - Most Times Leading In...

| Goals | | Assists | |
|----------------------|-----------|----------------------|-----------|
| NAME | INSTANCES | NAME | INSTANCES |
| Mario Lemieux | 10 | Mario Lemieux | 11 |
| Sidney Crosby | 8 | Sidney Crosby | 7 |
| Evgeni Malkin | 5 | Syl Apps | 5 |
| Jaromir Jagr | 5 | Jaromir Jagr | 5 |
| Jean Pronovost | 5 | Evgeni Malkin | 3 |
| | | Greg Malone | 3 |

| | Points | | GW Goals | |
|---------|--------|-----------------|----------|--|
| 1967-68 | 59 | Andy Bathgate | 4 | Andy Bathgate |
| 1968-69 | 52 | Ken Schinkel | 4 | Keith McCreary |
| 1969-70 | 51 | Dean Prentice | 6 | Jean Pronovost |
| 1970-71 | 48 | Bryan Hextall | 3 | Andy Bathgate, Keith McCreary |
| 1971-72 | 59 | Syl Apps | 5 | Bryan Hextall |
| 1972-73 | 85 | Syl Apps | 5 | Jean Pronovost |
| 1973-74 | 85 | Syl Apps | 4 | Al McDonough |
| 1974-75 | 86 | Ron Schock | 9 | Jean Pronovost |
| 1975-76 | 111 | Pierre Larouche | 4 | Syl Apps, Bob Kelly |
| 1976-77 | 64 | Jean Pronovost | 6 | Pierre Larouche, Jean Pronovost |
| 1977-78 | 65 | Jean Pronovost | 5 | Jean Pronovost |
| 1978-79 | 65 | Greg Malone | 7 | Peter Lee |
| 1979-80 | 60 | Rick Kehoe | 5 | Paul Marshall |
| 1980-81 | 88 | Rick Kehoe | 5 | Rick Kehoe, Rod Schutt |
| 1981-82 | 85 | Rick Kehoe | 5 | Mike Bullard |
| 1982-83 | 67 | Doug Shedden | 4 | Pat Boutette |
| 1983-84 | 92 | Mike Bullard | 3 | Rick Kehoe |
| 1984-85 | 100 | Mario Lemieux | 3 | Wayne Babych, Doug Shedden, Warren Young |
| 1985-86 | 141 | Mario Lemieux | 7 | Terry Ruskowski |
| 1986-87 | 107 | Mario Lemieux | 5 | Randy Cunneynworth |
| 1987-88 | 168 | Mario Lemieux | 7 | Mario Lemieux |
| 1988-89 | 199 | Mario Lemieux | 8 | Mario Lemieux |
| 1989-90 | 123 | Mario Lemieux | 4 | John Cullen, Mario Lemieux, Mark Recchi |
| 1990-91 | 113 | Mark Recchi | 9 | Mark Recchi |
| 1991-92 | 131 | Mario Lemieux | 5 | Mario Lemieux |
| 1992-93 | 160 | Mario Lemieux | 10 | Mario Lemieux |
| 1993-94 | 99 | Jaromir Jagr | 9 | Joe Mullen |
| 1994-95 | 70 | Jaromir Jagr | 7 | Jaromir Jagr |
| 1995-96 | 161 | Mario Lemieux | 12 | Jaromir Jagr |
| 1996-97 | 122 | Mario Lemieux | 7 | Mario Lemieux |
| 1997-98 | 102 | Jaromir Jagr | 8 | Jaromir Jagr |
| 1998-99 | 127 | Jaromir Jagr | 7 | Jaromir Jagr |
| 1999-00 | 96 | Jaromir Jagr | 5 | Jaromir Jagr, Robert Lang |
| 2000-01 | 121 | Jaromir Jagr | 10 | Jaromir Jagr |
| 2001-02 | 76 | Alexei Kovalev | 6 | Jan Hrdina |
| 2002-03 | 91 | Mario Lemieux | 4 | Mario Lemieux, Martin Straka, Jan Hrdina |
| 2003-04 | 52 | Dick Tarnstrom | 5 | Aleksey Morozov |
| 2005-06 | 102 | Sidney Crosby | 5 | Sidney Crosby |
| 2006-07 | 120 | Sidney Crosby | 6 | Evgeni Malkin |
| 2007-08 | 106 | Evgeni Malkin | 6 | Ryan Malone |
| 2008-09 | 113 | Evgeni Malkin | 10 | Petr Sykora |
| 2009-10 | 109 | Sidney Crosby | 7 | Evgeni Malkin |
| 2010-11 | 66 | Sidney Crosby | 4 | Jordan Staal, Alex Goligoski |
| 2011-12 | 109 | Evgeni Malkin | 9 | Evgeni Malkin |

| | Points | | GW Goals | |
|---------|--------|---------------|----------|---|
| 2012-13 | 56 | Sidney Crosby | 6 | James Neal |
| 2013-14 | 104 | Sidney Crosby | 8 | Chris Kunitz |
| 2014-15 | 84 | Sidney Crosby | 5 | Chris Kunitz, Blake Comeau |
| 2015-16 | 85 | Sidney Crosby | 9 | Sidney Crosby |
| 2016-17 | 89 | Sidney Crosby | 6 | Evgeni Malkin, Conor Sheary, Patric Hornqvist |
| 2017-18 | 98 | Evgeni Malkin | 7 | Evgeni Malkin |

All-Time Season Leaders - Most Times Leading In...

| Points | | GW Goals | |
|----------------------|-----------|----------------------|-----------|
| NAME | INSTANCES | NAME | INSTANCES |
| Mario Lemieux | 11 | Mario Lemieux | 7 |
| Sidney Crosby | 9 | Jaromir Jagr | 6 |
| Jaromir Jagr | 6 | Evgeni Malkin | 5 |
| Evgeni Malkin | 4 | Jean Pronovost | 5 |
| Syl Apps | 3 | Several Tied | 2 |
| Rick Kehoe | 3 | | |

| | PP Goals | | SH Goals | |
|---------|----------|------------------------------|----------|--|
| 1967-68 | 6 | Ab McDonald | 1 | Ab McDonald, Earl Ingarfield |
| 1968-69 | 8 | Keith McCreary, Ken Schinkel | 2 | Jean Pronovost, Bob Woytowich |
| 1969-70 | 12 | Dean Prentice | 1 | Val Fonteyne, Ron Schock |
| 1970-71 | 7 | Andy Bathgate, Dean Prentice | 2 | Ron Schock |
| 1971-72 | 8 | Greg Polis | 2 | Ron Schock |
| 1972-73 | 8 | Greg Polis, Eddie Shack | 3 | Ron Schock |
| 1973-74 | 9 | Lowell MacDonald | 4 | Syl Apps, Jean Pronovost |
| 1974-75 | 11 | Jean Pronovost | 4 | Vic Hadfield |
| 1975-76 | 18 | Pierre Larouche | 2 | Lew Morrison, Jean Pronovost |
| 1976-77 | 8 | Pierre Larouche | 2 | Syl Apps |
| 1977-78 | 12 | Jean Pronovost | 2 | Pete Mahovich, Jean Pronovost |
| 1978-79 | 10 | Peter Lee | 3 | George Ferguson |
| 1979-80 | 7 | Rick Kehoe | 3 | George Ferguson |
| 1980-81 | 20 | Rick Kehoe | 3 | George Ferguson |
| 1981-82 | 21 | Paul Gardner | 3 | George Ferguson |
| 1982-83 | 20 | Paul Gardner | 1 | Pat Boutette, Randy Carlyle, Doug Shedden |
| 1983-84 | 15 | Mike Bullard | 2 | Kevin McClelland |
| 1984-85 | 14 | Mike Bullard | 2 | Mitch Lamoreux |
| 1985-86 | 19 | Doug Shedden | 3 | Dave Hannan |
| 1986-87 | 19 | Mario Lemieux | 3 | Dan Quinn |
| 1987-88 | 22 | Mario Lemieux | 10 | Mario Lemieux |
| 1988-89 | 31 | Mario Lemieux | 13 | Mario Lemieux |
| 1989-90 | 14 | Mario Lemieux | 3 | Mario Lemieux |
| 1990-91 | 18 | Kevin Stevens | 4 | Phil Bourque |
| 1991-92 | 19 | Kevin Stevens | 4 | Mario Lemieux |
| 1992-93 | 26 | Kevin Stevens | 6 | Mario Lemieux |
| 1993-94 | 21 | Kevin Stevens | 2 | Shawn McEachern, Joe Mullen |
| 1994-95 | 8 | Jaromir Jagr | 3 | Jaromir Jagr |
| 1995-96 | 31 | Mario Lemieux | 8 | Mario Lemieux |
| 1996-97 | 15 | Mario Lemieux | 3 | Petr Nedved, Mario Lemieux |
| 1997-98 | 15 | Stu Barnes | 3 | Martin Straka |
| 1998-99 | 13 | Stu Barnes | 4 | Martin Straka |
| 1999-00 | 13 | Robert Lang | 2 | Alexei Kovalev, German Titov |
| 2000-01 | 16 | Mario Lemieux | 2 | Alexei Kovalev |
| 2001-02 | 8 | Alexei Kovalev | 1 | Alexei Kovalev, Robert Lang, Toby Petersen, Dan LaCouture, Wayne Primeau |
| 2002-03 | 14 | Mario Lemieux | 2 | Ville Nieminen |
| 2003-04 | 12 | Dick Tarnstrom | 3 | Ryan Malone |
| 2005-06 | 16 | Sidney Crosby | 5 | Ryan Malone |
| 2006-07 | 16 | Evgeni Malkin | 7 | Jordan Staal |
| 2007-08 | 17 | Evgeni Malkin | 2 | Ryan Malone, Maxime Talbot |
| 2008-09 | 14 | Evgeni Malkin | 2 | Evgeni Malkin, Maxime Talbot |
| 2009-10 | 13 | Evgeni Malkin, Sidney Crosby | 2 | Evgeni Malkin, Sidney Crosby, Jordan Staal |
| 2010-11 | 10 | Sidney Crosby | 4 | Pascal Dupuis |

| | PP Goals | | SH Goals | |
|---------|----------|--------------------------|----------|-----------------------------|
| 2011-12 | 18 | James Neal | 3 | Pascal Dupuis, Jordan Staal |
| 2012-13 | 9 | James Neal, Chris Kunitz | 1 | Pascal Dupuis, Craig Adams |
| 2013-14 | 13 | Chris Kunitz | 3 | Brandon Sutter |
| 2014-15 | 10 | Sidney Crosby | 4 | Brandon Sutter |
| 2015-16 | 11 | Evgeni Malkin | 4 | Eric Fehr |
| 2016-17 | 14 | Sidney Crosby | 2 | Matt Cullen |
| 2017-18 | 15 | Patric Hornqvist | 2 | Bryan Rust |

All-Time Season Leaders - Most Times Leading In...

| PP Goals | | SH Goals | |
|----------------------|-----------|-----------------|-----------|
| NAME | INSTANCES | NAME | INSTANCES |
| Mario Lemieux | 8 | Mario Lemieux | 7 |
| Sidney Crosby | 5 | George Ferguson | 4 |
| Evgeni Malkin | 5 | Jean Pronovost | 4 |
| Kevin Stevens | 4 | Ron Schock | 4 |
| Several Tied | 2 | Pascal Dupuis | 3 |
| | | Alexei Kovalev | 3 |
| | | Jordan Staal | 3 |

| | Penalty Mins | | Shots | |
|---------|--------------|-----------------|-------|------------------|
| 1967-68 | 74 | Leo Boivin | 292 | Andy Bathgate |
| 1968-69 | 81 | Dunc McCallum | 226 | Ken Schinkel |
| 1969-70 | 189 | Bryan Watson | 225 | Ken Schinkel |
| 1970-71 | 133 | Bryan Hextall | 225 | Jean Pronovost |
| 1971-72 | 212 | Bryan Watson | 214 | Jean Pronovost |
| 1972-73 | 179 | Bryan Watson | 285 | Al McDonough |
| 1973-74 | 138 | Steve Durbano | 260 | Lowell MacDonald |
| 1974-75 | 172 | Colin Campbell | 277 | Jean Pronovost |
| 1975-76 | 161 | Steve Durbano | 319 | Pierre Larouche |
| 1976-77 | 115 | Bob Kelly | 245 | Rick Kehoe |
| 1977-78 | 378 | Dave Schultz | 219 | Jean Pronovost |
| 1978-79 | 155 | Dave Schultz | 219 | Peter Lee |
| 1979-80 | 166 | Kim Clackson | 239 | Rick Kehoe |
| 1980-81 | 204 | Paul Baxter | 299 | Rick Kehoe |
| 1981-82 | 409 | Paul Baxter | 249 | Rick Kehoe |
| 1982-83 | 238 | Paul Baxter | 203 | Rick Kehoe |
| 1983-84 | 297 | Gary Rissling | 213 | Mike Bullard |
| 1984-85 | 207 | Gary Rissling | 209 | Mario Lemieux |
| 1985-86 | 174 | Dan Frawley | 276 | Mario Lemieux |
| 1986-87 | 218 | Dan Frawley | 267 | Mario Lemieux |
| 1987-88 | 206 | Rod Buskas | 382 | Mario Lemieux |
| 1988-89 | 285 | Jay Caufield | 342 | Paul Coffey |
| 1989-90 | 171 | Kevin Stevens | 324 | Paul Coffey |
| 1990-91 | 133 | Kevin Stevens | 253 | Kevin Stevens |
| 1991-92 | 254 | Kevin Stevens | 325 | Kevin Stevens |
| 1992-93 | 252 | Rick Tocchet | 326 | Kevin Stevens |
| 1993-94 | 199 | Ulf Samuelsson | 298 | Jaromir Jagr |
| 1994-95 | 114 | Francois Leroux | 192 | Jaromir Jagr |
| 1995-96 | 161 | Francois Leroux | 403 | Jaromir Jagr |
| 1996-97 | 155 | Dave Roche | 327 | Mario Lemieux |
| 1997-98 | 181 | Chris Tamer | 262 | Jaromir Jagr |
| 1998-99 | 93 | Brad Werenka | 343 | Jaromir Jagr |
| 1999-00 | 197 | Matthew Barnaby | 290 | Jaromir Jagr |
| 2000-01 | 168 | Matthew Barnaby | 317 | Jaromir Jagr |
| 2001-02 | 150 | Krzysztof Oliwa | 266 | Alexei Kovalev |
| 2002-03 | 128 | Steve McKenna | 235 | Mario Lemieux |
| 2003-04 | 127 | Brooks Orpik | 163 | Rico Fata |
| 2005-06 | 124 | Brooks Orpik | 278 | Sidney Crosby |
| 2006-07 | 125 | Jarkko Ruutu | 250 | Sidney Crosby |
| 2007-08 | 141 | Georges Laraque | 272 | Evgeni Malkin |
| 2008-09 | 171 | Eric Godard | 290 | Evgeni Malkin |
| 2009-10 | 120 | Mike Rupp | 298 | Sidney Crosby |
| 2010-11 | 129 | Matt Cooke | 236 | Kris Letang |
| 2011-12 | 87 | James Neal | 339 | Evgeni Malkin |

| | Penalty Mins | | Shots | |
|---------|--------------|---------------|-------|---------------|
| 2012-13 | 62 | Tanner Glass | 140 | Pascal Dupuis |
| 2013-14 | 90 | Tanner Glass | 259 | Sidney Crosby |
| 2014-15 | 238 | Steve Downie | 237 | Sidney Crosby |
| 2015-16 | 66 | Kris Letang | 274 | Phil Kessel |
| 2016-17 | 77 | Evgeni Malkin | 255 | Sidney Crosby |
| 2017-18 | 87 | Evgeni Malkin | 261 | Phil Kessel |

All-Time Season Leaders - Most Times Leading In...

| Penalty Mins | | Shots | |
|---------------|-----------|----------------------|-----------|
| NAME | INSTANCES | NAME | INSTANCES |
| Bryan Watson | 4 | Jaromir Jagr | 7 |
| Paul Baxter | 3 | Sidney Crosby | 6 |
| Kevin Stevens | 3 | Mario Lemieux | 6 |
| Several Tied | 2 | Rick Kehoe | 5 |
| | | Jean Pronovost | 5 |

| | Plus/Minus (min: 25 GP) | | G.A.A. (min: 25 GP) | |
|---------|-------------------------|-------------------------------|---------------------|--------------------------|
| 1967-68 | 2 | Wayne Hicks | 2.87 | Hank Bassen, Les Binkley |
| 1968-69 | 4 | Ron Snell | 3.20 | Joe Daley |
| 1969-70 | 1 | Bryan Watson | 3.03 | Al Smith |
| 1970-71 | 10 | Wally Boyer | 2.86 | Les Binkley |
| 1971-72 | 17 | Syl Apps | 3.23 | Jim Rutherford |
| 1972-73 | 36 | Lowell MacDonald | 2.92 | Jim Rutherford |
| 1973-74 | 21 | Syl Apps | 3.45 | Jim Rutherford |
| 1974-75 | 29 | Barry Wilkins | 3.10 | Gary Inness |
| 1975-76 | 26 | Dave Burrows | 3.46 | Michel Plasse |
| 1976-77 | 13 | Bob Kelly | 2.94 | Denis Herron |
| 1977-78 | 4 | Pete Mahovich | 3.57 | Denis Herron |
| 1978-79 | 21 | Ron Stackhouse | 3.37 | Denis Herron |
| 1979-80 | 15 | Ron Stackhouse | 3.65 | Greg Millen |
| 1980-81 | 12 | Russ Anderson | 4.17 | Greg Millen |
| 1981-82 | 8 | Greg Sheppard | 3.80 | Michel Dion |
| 1982-83 | -6 | Tim Hrnewich | 4.27 | Michel Dion |
| 1983-84 | 4 | Bryan Maxwell | 4.10 | Denis Herron |
| 1984-85 | -3 | Greg Fox | 4.45 | Roberto Romano |
| 1985-86 | 15 | Mike Blaisdell | 3.56 | Roberto Romano |
| 1986-87 | 15 | Randy Cunneyworth | 3.44 | Gilles Meloche |
| 1987-88 | 23 | Mario Lemieux | 4.10 | Gilles Meloche |
| 1988-89 | 41 | Mario Lemieux | 4.04 | Tom Barrasso |
| 1989-90 | 11 | Randy Hillier | 4.17 | Wendell Young |
| 1990-91 | 18 | Gord Roberts | 3.59 | Tom Barrasso |
| 1991-92 | 33 | Larry Murphy | 3.53 | Tom Barrasso |
| 1992-93 | 55 | Mario Lemieux | 3.01 | Tom Barrasso |
| 1993-94 | 24 | Martin Straka | 3.36 | Tom Barrasso |
| 1994-95 | 30 | Ron Francis | 3.21 | Ken Wregget |
| 1995-96 | 37 | Petr Nedved | 3.24 | Ken Wregget |
| 1996-97 | 27 | Mario Lemieux | 2.95 | Patrick Lalime |
| 1997-98 | 17 | Jaromir Jagr | 2.07 | Tom Barrasso |
| 1998-99 | 18 | German Titov | 2.55 | Tom Barrasso |
| 1999-00 | 25 | Jaromir Jagr | 2.58 | Jean-Sebastien Aubin |
| 2000-01 | 20 | Robert Lang | 2.98 | Garth Snow |
| 2001-02 | 9 | Robert Lang | 2.75 | Johan Hedberg |
| 2002-03 | 5 | Randy Robitaille | 3.14 | Johan Hedberg |
| 2003-04 | -5 | Ric Jackman | 3.74 | Sebastien Caron |
| 2005-06 | 15 | Colby Armstrong | 3.25 | Marc-Andre Fleury |
| 2006-07 | 16 | Jordan Staal | 2.83 | Marc-Andre Fleury |
| 2007-08 | 18 | Sidney Crosby | 2.33 | Marc-Andre Fleury |
| 2008-09 | 23 | Rob Scuderi | 2.67 | Marc-Andre Fleury |
| 2009-10 | 19 | Jordan Staal | 2.65 | Marc-Andre Fleury |
| 2010-11 | 20 | Sidney Crosby, Alex Goligoski | 2.32 | Marc-Andre Fleury |
| 2011-12 | 21 | Kris Letang | 2.36 | Marc-Andre Fleury |

| | Plus/Minus (min: 25 GP) | | G.A.A. (min: 25 GP) | |
|---------|--------------------------------|----------------|----------------------------|-------------------|
| 2012-13 | 31 | Pascal Dupuis | 2.39 | Marc-Andre Fleury |
| 2013-14 | 33 | Matt Niskanen | 2.37 | Marc-Andre Fleury |
| 2014-15 | 17 | Paul Martin | 2.32 | Marc-Andre Fleury |
| 2015-16 | 29 | Chris Kunitz | 2.29 | Marc-Andre Fleury |
| 2016-17 | 27 | Justin Schultz | 2.41 | Matt Murray |
| 2017-18 | 22 | Justin Schultz | 2.77 | Tristan Jarry |

All-Time Season Leaders - Most Times Leading In...

| Plus/Minus | | G.A.A. | |
|-------------------|------------------|-------------------|------------------|
| NAME | INSTANCES | NAME | INSTANCES |
| Mario Lemieux | 4 | Marc-Andre Fleury | 11 |
| Several Tied | 2 | Tom Barrasso | 6 |
| | | Denis Herron | 4 |
| | | Jim Rutherford | 3 |
| | | Several Tied | 2 |

| | Shutouts | | Wins | |
|---------|----------|--|------|------------------------|
| 1967-68 | 6 | Les Binkley | 20 | Les Binkley |
| 1968-69 | 2 | Joe Daley | 10 | Les Binkley, Joe Daley |
| 1969-70 | 3 | Les Binkley | 15 | Al Smith |
| 1970-71 | 2 | Les Binkley, Al Smith | 11 | Les Binkley |
| 1971-72 | 1 | Jim Rutherford | 17 | Jim Rutherford |
| 1972-73 | 3 | Jim Rutherford | 20 | Jim Rutherford |
| 1973-74 | 1 | Andy Brown | 13 | Andy Brown |
| 1974-75 | 2 | Gary Inness | 24 | Gary Inness |
| 1975-76 | 2 | Michel Plasse | 24 | Michel Plasse |
| 1976-77 | 5 | Dunc Wilson | 18 | Dunc Wilson |
| 1977-78 | 0 | - | 20 | Denis Herron |
| 1978-79 | 2 | Greg Millen | 22 | Denis Herron |
| 1979-80 | 2 | Greg Millen | 18 | Greg Millen |
| 1980-81 | 0 | - | 25 | Greg Millen |
| 1981-82 | 1 | Gary Edwards | 25 | Michel Dion |
| 1982-83 | 1 | Denis Herron | 12 | Michel Dion |
| 1983-84 | 1 | Denis Herron, Roberto Romano | 8 | Denis Herron |
| 1984-85 | 1 | Denis Herron, Roberto Romano | 10 | Denis Herron |
| 1985-86 | 2 | Roberto Romano | 21 | Roberto Romano |
| 1986-87 | 0 | - | 13 | Gilles Meloche |
| 1987-88 | 1 | Steve Guenette, Frank Pietrangelo | 12 | Steve Guenette |
| 1988-89 | 0 | - | 18 | Tom Barrasso |
| 1989-90 | 1 | Wendell Young | 16 | Wendell Young |
| 1990-91 | 1 | Tom Barrasso | 27 | Tom Barrasso |
| 1991-92 | 1 | Tom Barrasso | 25 | Tom Barrasso |
| 1992-93 | 4 | Tom Barrasso | 43 | Tom Barrasso |
| 1993-94 | 2 | Tom Barrasso | 22 | Tom Barrasso |
| 1994-95 | 0 | - | 25 | Ken Wregget |
| 1995-96 | 3 | Ken Wregget | 29 | Tom Barrasso |
| 1996-97 | 3 | Patrick Lalime | 21 | Patrick Lalime |
| 1997-98 | 7 | Tom Barrasso | 31 | Tom Barrasso |
| 1998-99 | 4 | Tom Barrasso | 19 | Tom Barrasso |
| 1999-00 | 2 | Jean-Sebastien Aubin | 23 | Jean-Sebastien Aubin |
| 2000-01 | 3 | Garth Snow | 20 | Jean-Sebastien Aubin |
| 2001-02 | 6 | Johan Hedberg | 25 | Johan Hedberg |
| 2002-03 | 2 | Sebastien Caron | 14 | Johan Hedberg |
| 2003-04 | 1 | Jean-Sebastien Aubin, Sebastien Caron, Marc-Andre Fleury | 9 | Sebastien Caron |
| 2005-06 | 1 | Marc-Andre Fleury, Sebastien Caron | 13 | Marc-Andre Fleury |
| 2006-07 | 5 | Marc-Andre Fleury | 40 | Marc-Andre Fleury |
| 2007-08 | 4 | Marc-Andre Fleury | 19 | Marc-Andre Fleury |
| 2008-09 | 4 | Marc-Andre Fleury | 35 | Marc-Andre Fleury |
| 2009-10 | 1 | Marc-Andre Fleury | 37 | Marc-Andre Fleury |
| 2010-11 | 3 | Marc-Andre Fleury | 36 | Marc-Andre Fleury |
| 2011-12 | 3 | Marc-Andre Fleury | 42 | Marc-Andre Fleury |

| | Shutouts | | Wins | |
|---------|----------|-------------------|------|-------------------|
| 2012-13 | 3 | Tomas Vokoun | 23 | Marc-Andre Fleury |
| 2013-14 | 5 | Marc-Andre Fleury | 39 | Marc-Andre Fleury |
| 2014-15 | 10 | Marc-Andre Fleury | 34 | Marc-Andre Fleury |
| 2015-16 | 5 | Marc-Andre Fleury | 35 | Marc-Andre Fleury |
| 2016-17 | 4 | Matt Murray | 32 | Matt Murray |
| 2017-18 | 2 | Tristan Jarry | 27 | Matt Murray |

All-Time Season Leaders - Most Times Leading In...

| Shutouts | | Wins | |
|-------------------|-----------|-------------------|-----------|
| NAME | INSTANCES | NAME | INSTANCES |
| Marc-Andre Fleury | 11 | Marc-Andre Fleury | 11 |
| Tom Barrasso | 6 | Tom Barrasso | 8 |
| Les Binkley | 3 | Denis Herron | 4 |
| Sebastien Caron | 3 | Les Binkley | 3 |
| Denis Herron | 3 | Several Tied | 2 |
| Roberto Romano | 3 | | |

TEAM RECORDS

Season

POINTS

| | | |
|-----------------------|------|------------------|
| Most Overall | 119* | 1992-93 |
| Most Home | 66 | 2016-17, 1992-93 |
| Most Road | 54 | 2010-11 |
| Fewest Overall | 38 | 1983-84 |
| Fewest Home | 18 | 1983-84 |
| Fewest Road | 13 | 1982-83 |

**Includes four points from neutral site games*

WINS

| | | |
|-----------------------|----|------------------|
| Most Overall | 56 | 1992-93 |
| Most Home | 32 | 1995-96 |
| Most Road | 24 | 2010-11, 1992-93 |
| Fewest Overall | 16 | 1983-84 |
| Fewest Home | 7 | 1983-84 |
| Fewest Road | 3 | 1970-71 |

LOSSES

| | | |
|-----------------------|----|---------|
| Most Overall | 58 | 1983-84 |
| Most Home | 29 | 1983-84 |
| Most Road | 31 | 1982-83 |
| Fewest Overall | 21 | 1992-93 |
| Fewest Home | 5 | 1974-75 |
| Fewest Road | 11 | 2010-11 |

TIES

| | | |
|-----------------------|----|---------------------------------------|
| Most Overall | 20 | 1970-71 |
| Most Home | 10 | 1998-99, 1997-98, 1974-75, 1967-68 |
| Most Road | 11 | 1970-71 |
| Fewest Overall | 4 | 1995-96 |
| Fewest Home | 0 | 1995-96 |
| Fewest Road | 1 | 1999-00 |

GOALS

| | | |
|----------------------------|-----|---------|
| Most For | 367 | 1992-93 |
| Most For Home | 215 | 1995-96 |
| Most For Road | 162 | 1988-89 |
| Most Against | 394 | 1982-83 |
| Most Against Home | 182 | 1983-84 |
| Most Against Road | 224 | 1982-83 |
| Fewest For | 182 | 1969-70 |
| Fewest For Home | 95 | 2003-04 |
| Fewest For Road | 77 | 1969-70 |
| Fewest Against | 188 | 1997-98 |
| Fewest Against Home | 92 | 1970-71 |
| Fewest Against Road | 90 | 1997-98 |

ASSISTS

| | | |
|-----------------------|-----|---------|
| Most For | 633 | 1992-93 |
| Most Against | 665 | 1982-83 |
| Fewest For | 294 | 1969-70 |
| Fewest Against | 298 | 1997-98 |

POINTS

| | | |
|-----------------------|-------|---------|
| Most For | 1,000 | 1992-93 |
| Most Against | 1,049 | 1982-83 |
| Fewest For | 476 | 1969-70 |
| Fewest Against | 486 | 1997-98 |

PENALTIES

| | | |
|-----------------------|-----|---------|
| Most For | 897 | 1988-89 |
| Most Against | 906 | 1988-89 |
| Fewest For | 248 | 1967-68 |
| Fewest Against | 330 | 1967-68 |

PENALTY MINUTES

| | | |
|-----------------------|-------|---------|
| Most For | 2,670 | 1988-89 |
| Most Against | 2,702 | 1988-89 |
| Fewest For | 554 | 1967-68 |
| Fewest Against | 750 | 1967-68 |

MINORS

| | | |
|-----------------------|-----|---------|
| Most For | 773 | 1987-88 |
| Most Against | 752 | 1987-88 |
| Fewest For | 237 | 1967-68 |
| Fewest Against | 315 | 1967-68 |

MAJORS

| | | |
|-----------------------|-----|---------|
| Most For | 118 | 1988-89 |
| Most Against | 114 | 1988-89 |
| Fewest For | 1 | 1967-68 |
| Fewest Against | 6 | 1967-68 |

MISCONDUCTS

| | | |
|-----------------------|----|---------|
| Most For | 69 | 1981-82 |
| Most Against | 87 | 1981-82 |
| Fewest For | 1 | 1968-69 |
| Fewest Against | 7 | 1976-77 |

SHOTS ON GOAL

| | | |
|-----------------------|-------|---------|
| Most For | 2,823 | 2017-18 |
| Most Against | 2,908 | 1983-84 |
| Fewest For | 2,009 | 1998-99 |
| Fewest Against | 2,129 | 1998-99 |

POWER-PLAY GOALS

| | | |
|-----------------------|-----|---------|
| Most For | 119 | 1988-89 |
| Most Against | 120 | 1987-88 |
| Fewest For | 37 | 1967-68 |
| Fewest Against | 31 | 1967-68 |

POWER-PLAY CHANCES

| | | |
|-----------------------|-----|---------|
| Most For | 500 | 1987-88 |
| Most Against | 533 | 2005-06 |
| Fewest For | 254 | 2014-15 |
| Fewest Against | 193 | 1967-68 |

POWER-PLAY PERCENTAGE

| | | |
|------------------------|------|---------|
| Highest For | 26.2 | 2017-18 |
| Highest Against | 27.4 | 1982-83 |
| Lowest For | 13.6 | 1967-68 |
| Lowest Against | 12.2 | 2011-12 |

SHORTHANDED GOALS

| | | |
|-----------------------|----|------------------|
| Most For | 21 | 1988-89 |
| Most Against | 22 | 1984-85 |
| Fewest For | 2 | 1968-69, 1967-68 |
| Fewest Against | 3 | 2017-18 |

80 OR MORE POINT PLAYERS

| | | |
|-------------------|---|----------------------------|
| Most For | 6 | 1992-93 |
| Fewest For | 0 | 15 times (last 2012-13) |

90 OR MORE POINT PLAYERS

| | | |
|-------------------|---|----------------------------|
| Most For | 5 | 1992-93 |
| Fewest For | 0 | 23 times (last 2016-17) |

100 OR MORE POINT PLAYERS

| | | |
|-------------------|---|----------------------------|
| Most For | 4 | 1992-93 |
| Fewest For | 0 | 28 times (last 2017-18) |

20 OR MORE GOAL PLAYERS

| | | |
|-------------------|---|------------------------------|
| Most For | 9 | 1989-90, 1974-75 |
| Fewest For | 1 | 2003-04, 2002-03, 1968-69 |

30 OR MORE GOAL PLAYERS

| | | |
|-------------------|---|---------------------------|
| Most For | 5 | 1992-93, 1975-76 |
| Fewest For | 0 | 9 times (last 2014-15) |

40 OR MORE GOAL PLAYERS

| | | |
|-------------------|---|------------------------------|
| Most For | 3 | 1995-96, 1992-93, 1991-92 |
| Fewest For | 0 | 24 times (last 2015-16) |

50 OR MORE GOAL PLAYERS

| | | |
|-------------------|---|------------------------------|
| Most For | 2 | 1995-96, 1992-93, 1975-76 |
| Fewest For | 0 | 37 times (last 2017-18) |

40 OR MORE ASSIST PLAYERS

| | | |
|-------------------|---|---------------------------|
| Most For | 7 | 1975-76 |
| Fewest For | 0 | 6 times (last 2003-04) |

50 OR MORE ASSIST PLAYERS

| | | |
|-------------------|---|----------------------------|
| Most For | 6 | 1992-93 |
| Fewest For | 0 | 17 times (last 2016-17) |

60 OR MORE ASSIST PLAYERS

| | | |
|-------------------|---|----------------------------|
| Most For | 5 | 1992-93 |
| Fewest For | 0 | 26 times (last 2016-17) |

100 OR MORE PENALTY MINUTE PLAYERS

| | | |
|-------------------|----|---------------------------|
| Most For | 15 | 1988-89 |
| Fewest For | 0 | 8 times (last 2017-18) |

200 OR MORE PENALTY MINUTE PLAYERS

| | | |
|-------------------|---|----------------------------|
| Most For | 3 | 1981-82 |
| Fewest For | 0 | 36 times (last 2017-18) |

Games

GOALS

| | | |
|--|----|---|
| Most For, Home | 12 | Toronto [12/26/91] Washington [3/15/75] |
| Most For, Road | 10 | NY Rangers [4/9/93] |
| Most Against, Home | 11 | NY Rangers [11/25/92] |
| Most Against, Road | 13 | Philadelphia [3/22/84] |
| Most For, Two Consecutive Games | 18 | 12/26/91-12/28/91 12/23/91-12/26/91 3/15/75-3/16/75 |
| Most Against, Two Consecutive Games | 19 | 3/22/84-3/24/84 |
| Most For, Both Teams, Home | 18 | San Jose 10 – Pittsburgh 8 [1/13/96] |
| Most For, Both Teams, Road | 17 | Philadelphia 13 – Pittsburgh 4 [3/22/84] |

ASSISTS

| | | |
|-----------------------------------|----|---|
| Most For, Home | 20 | Toronto [12/26/91] Washington [3/15/75] |
| Most For, Road | 17 | NY Rangers [12/3/90] |
| Most Against, Home | 19 | NY Rangers [11/25/92] |
| Most Against, Road | 22 | Philadelphia [3/22/84] |
| Most For, Both Teams, Home | 28 | NY Islanders [2/6/90] Edmonton [2/19/83] |
| Most For, Both Teams, Road | 29 | Hartford [12/26/80] |

POINTS

| | | |
|-----------------------------------|----|---|
| Most For, Home | 32 | Toronto [12/26/91] Washington [3/15/75] |
| Most For, Road | 25 | NY Rangers [12/3/90] |
| Most Against, Home | 30 | NY Rangers [11/25/92] |
| Most Against, Road | 35 | Philadelphia [3/22/84] |
| Most For, Both Teams, Home | 45 | Edmonton [2/19/83] |
| Most For, Both Teams, Road | 45 | Philadelphia [3/22/84] Hartford [12/26/80] |

POWER-PLAY GOALS

| | | |
|-----------------------------|----|---|
| Most For, Home | 6 | Atlanta [10/27/05] Toronto [12/12/86] |
| Most For, Road | 5 | Calgary [10/28/98] San Jose [12/5/92] NY Islanders [12/23/91] San Jose [12/5/91] |
| Most Against, Home | 6 | Nashville [3/4/04] |
| Most Against, Road | 5 | Boston [10/5/89] Hartford [2/26/89] Buffalo [10/12/88] |
| Most For, Both Teams | 10 | New Jersey [10/29/86] [PIT 5, NJD 5] |

POWER-PLAY CHANCES

| | | |
|-----------------------------|----|---|
| Most For | 12 | vs. Florida [10/25/05] vs. NY Islanders [2/6/90] |
| Most Against | 14 | vs. Washington [10/11/88] |
| Most For, Both Teams | 22 | vs. Philadelphia [3/19/88] [PIT 10, PHI 12] at Washington [1/1/88] [PIT 9, WSH 13] |

SHORTHANDED GOALS

| | | |
|-----------------------------|---|--|
| Most For | 2 | 34 times [last 3/29/16 vs. Buffalo] |
| Most Against | 3 | vs. Ottawa [2/2/06] at Toronto [11/16/88] |
| Most For, Both Teams | 4 | vs. Chicago [12/6/89] [PIT 2, CHI 2] |

PENALTIES

| | | |
|-----------------------------------|----|---|
| Most For, Home | 28 | Edmonton [1/19/88] |
| Most For, Road | 32 | NY Rangers [10/30/88] |
| Most Against, Home | 24 | Washington [11/25/89] Edmonton [1/19/80] |
| Most Against, Road | 34 | NY Islanders [2/11/11] |
| Most For, Both Teams, Home | 52 | Edmonton [1/19/80] |
| Most For, Both Teams, Road | 65 | NY Islanders [2/11/11] |

PENALTY MINUTES

| | | |
|---------------------------|-----|------------------------|
| Most For, Home | 144 | Edmonton [1/19/88] |
| Most For, Road | 163 | NY Islanders [2/11/11] |
| Most Against, Home | 123 | Edmonton [1/19/88] |
| Most Against, Road | 183 | NY Islanders [2/11/11] |

Most For, Both Teams, Home

267 Edmonton [1/19/80]
[PIT 144, EDM 123]

Most For, Both Teams, Road

346 NY Islanders [2/11/11] [NYI
183, PIT 163]

SHOTS

| | | |
|-----------------------------|----|--|
| Most For, Home | 65 | Washington [3/15/75] |
| Most For, Road | 53 | Montreal [12/16/00] |
| Most Against, Home | 55 | Montreal [10/23/76] |
| Most Against, Road | 62 | Chicago [3/12/89] |
| Fewest For, Home | 11 | Los Angeles [10/10/03] Carolina [12/16/01] |
| Fewest For, Road | 11 | Ottawa [12/26/03] Carolina [12/18/03] Boston [3/27/77] |
| Fewest Against, Home | 11 | Phoenix [12/11/99] |
| Fewest Against, Road | 13 | Phoenix [12/12/98] Los Angeles [10/22/69] |

SAVES

| | | |
|-----------------------------|----|---|
| Most For, Home | 51 | Detroit [1/31/98] |
| Most For, Road | 57 | Chicago [3/12/89] |
| Most Against, Home | 53 | Montreal [3/10/74] |
| Most Against, Road | 49 | Montreal [12/16/00] |
| Fewest For, Home | 9 | Phoenix [12/11/99] Colorado [1/3/98] |
| Fewest For, Road | 11 | Carolina [12/4/98] Edmonton [10/31/98] Phoenix [12/12/97] Vancouver [11/17/87] |
| Fewest Against, Home | 11 | St. Louis [1/19/00] Philadelphia [3/21/98] |
| Fewest Against, Road | 9 | Montreal [10/13/84] |

LARGEST MARGIN OF VICTORY

| | | |
|-------------|----|--|
| Home | 11 | Toronto [12/26/91] [12-1] Washington [3/15/75] [12-1] |
| Road | 8 | San Jose [12/5/91] [8-0] |

LARGEST MARGIN OF DEFEAT

| | | |
|-------------|----|-----------------------------|
| Home | 9 | New Jersey [10/28/00] [9-0] |
| Road | 12 | Montreal [2/22/79] [12-0] |

Period

GOALS

| | | |
|-----------------------------------|---|--|
| Most For, Home | 8 | San Jose [12/17/91] |
| Most For, Road | 7 | Quebec [2/27/95] |
| Most Against, Home | 6 | 7 times [last 11/16/96 vs. NY Rangers] |
| Most Against, Road | 7 | Philadelphia [3/22/84] |
| Most For, Both Teams, Home | | |
| | 9 | Washington [1/16/17] |

ASSISTS

| | | |
|-----------------------------------|----|------------------------|
| Most For, Home | 12 | Washington [1/16/17] |
| Most For, Road | 12 | Quebec [2/27/95] |
| Most Against, Home | 12 | Quebec [2/16/85] |
| Most Against, Road | 13 | Philadelphia [3/22/84] |
| Most For, Both Teams, Home | | |
| | 18 | Washington [1/16/17] |
| Most For, Both Teams, Road | | |
| | 16 | Quebec [2/27/95] |

POINTS

| | | |
|-----------------------------------|----|---------------------------------------|
| Most For, Home | 18 | 2 times [last 1/16/17 vs. Washington] |
| Most For, Road | 19 | Quebec [2/27/95] |
| Most Against, Home | 18 | Quebec [2/16/85] |
| Most Against, Road | 20 | Philadelphia [3/22/84] |
| Most For, Both Teams, Home | | |
| | 27 | Washington [1/16/17] |
| Most For, Both Teams, Road | | |
| | 25 | Quebec [2/27/95] |

PENALTIES

| | | |
|-----------------------------------|----|------------------------|
| Most For, Home | 24 | Edmonton [1/19/80] |
| Most For, Road | 32 | NY Rangers [10/30/88] |
| Most Against, Home | 22 | New Jersey [3/25/89] |
| Most Against, Road | 33 | Philadelphia [12/8/88] |
| Most For, Both Teams, Home | | |
| | 43 | Edmonton [1/19/80] |
| Most For, Both Teams, Road | | |
| | 64 | Philadelphia [12/8/88] |

PENALTY MINUTES

| | | |
|-----------------------------------|-----|------------------------|
| Most For, Home | 133 | Edmonton [1/19/80] |
| Most For, Road | 146 | NY Rangers [10/30/88] |
| Most Against, Home | 110 | Edmonton [1/19/80] |
| Most Against, Road | 141 | Philadelphia [12/8/88] |
| Most For, Both Teams, Home | | |
| | 243 | Edmonton [1/19/80] |
| Most For, Both Teams, Road | | |
| | 272 | NY Rangers [10/30/88] |

SHOTS

| | | |
|-----------------------------|----|-------------------------------------|
| Most For, Home | 27 | Washington [3/15/75] |
| Most For, Road | 25 | San Jose [3/6/92] |
| Most Against, Home | 25 | Vancouver [1/7/89] |
| Most Against, Road | 28 | NY Islanders [12/5/78] |
| Fewest For, Home | 0 | San Jose [11/23/02] |
| Fewest For, Road | 1 | 13 times [last 12/26/03 vs. Ottawa] |
| Fewest Against, Home | 0 | Florida [2/21/01] |
| Fewest Against, Road | 0 | Florida [12/20/00] |

SAVES

| | | |
|-----------------------------|----|--|
| Most For, Home | 23 | Buffalo [10/29/15] Vancouver [1/7/89] |
| Most For, Road | 25 | 3 times [last 3/11/04 vs. Toronto] |
| Most Against, Home | 24 | Hartford [2/19/81] |
| Most Against, Road | 22 | Minnesota [3/23/74] |
| Fewest For, Home | 0 | Florida [2/21/01] Boston [3/14/89] |
| Fewest For, Road | 0 | Florida [12/20/00] Phoenix [12/12/97] |
| Fewest Against, Home | 0 | San Jose [11/23/03] |
| Fewest Against, Road | 0 | Boston [12/15/68] |

PLAYER RECORDS

Season

GOALS

| | | |
|--------------------------|----|---------------------------|
| Overall | 85 | Mario Lemieux (1988-89) |
| Center | 85 | Mario Lemieux (1988-89) |
| Right Wing | 62 | Jaromir Jagr (1995-96) |
| Left Wing | 55 | Kevin Stevens (1992-93) |
| Defenseman | 30 | Paul Coffey (1988-89) |
| Rookie | 43 | Mario Lemieux (1984-85) |
| Rookie Defenseman | 12 | Zarley Zalapski (1988-89) |

ASSISTS

| | | |
|--------------------------|-----------|--------------------------------|
| Overall | 114 | Mario Lemieux (1988-89) |
| Center | 114 | Mario Lemieux (1988-89) |
| Right Wing | 87 | Jaromir Jagr (1995-96) |
| Left Wing | 69 | Kevin Stevens (1991-92) |
| Defenseman | 83 | Paul Coffey (1988-89) |
| Rookie | 63 | Sidney Crosby (2005-06) |
| Rookie Defenseman | 33 | Zarley Zalapski (1988-89) |
| Goaltender | 8 | Tom Barrasso (1992-93) |

POINTS

| | | |
|--------------------------|------------|--------------------------------|
| Overall | 199 | Mario Lemieux (1988-89) |
| Center | 199 | Mario Lemieux (1988-89) |
| Right Wing | 149 | Jaromir Jagr (1995-96) |
| Left Wing | 123 | Kevin Stevens (1991-92) |
| Defenseman | 113 | Paul Coffey (1988-89) |
| Rookie | 102 | Sidney Crosby (2005-06) |
| Rookie Defenseman | 45 | Zarley Zalapski (1988-89) |
| Goaltender | 8 | Tom Barrasso (1992-93) |

PENALTY MINUTES

| | | |
|-------------------|-----|------------------------|
| Overall | 409 | Paul Baxter (1981-82) |
| Center | 230 | Pat Boutette (1981-82) |
| Right Wing | 285 | Jay Caufield (1988-89) |
| Left Wing | 378 | Dave Schultz (1977-78) |

| | | |
|--------------------------|-----|--------------------------|
| Defenseman | 409 | Paul Baxter (1981-82) |
| Rookie | 285 | Jay Caufield (1988-89) |
| Rookie Defenseman | 224 | Marty McSorley (1983-84) |
| Goaltender | 60 | Andy Brown (1973-74) |

SHOTS

| | | |
|--------------------------|------------|--------------------------------|
| Overall | 403 | Jaromir Jagr (1995-96) |
| Center | 382 | Mario Lemieux (1987-88) |
| Right Wing | 403 | Jaromir Jagr (1995-96) |
| Left Wing | 326 | Kevin Stevens (1992-93) |
| Defenseman | 342 | Paul Coffey (1988-89) |
| Rookie | 278 | Sidney Crosby (2005-06) |
| Rookie Defenseman | 156 | Darryl Edestrand (1971-72) |

POWER-PLAY GOALS

| | | |
|--------------------------|-----------|--|
| Overall | 31 | Mario Lemieux (1995-96; 1988-89) |
| Center | 31 | Mario Lemieux (1995-96; 1988-89) |
| Right Wing | 24 | Rob Brown (1988-89) |
| Left Wing | 26 | Kevin Stevens (1992-93) |
| Defenseman | 13 | Kevin Hatcher (1997-98) Doug Bodger (1987-88) |
| Rookie | 16 | Evgeni Malkin (2006-07) Sidney Crosby (2005-06) |
| Rookie Defenseman | 5 | Zarley Zalapski (1988-89) |

POWER-PLAY ASSISTS

| | | |
|--------------------------|-----------|--------------------------------|
| Overall | 58 | Mario Lemieux (1987-88) |
| Center | 58 | Mario Lemieux (1987-88) |
| Right Wing | 34 | Jaromir Jagr (1998-99) |
| Left Wing | 33 | Martin Straka (2000-01) |
| Defenseman | 53 | Paul Coffey (1988-89) |
| Rookie | 31 | Sidney Crosby (2005-06) |
| Rookie Defenseman | 23 | Zarley Zalapski (1988-89) |

POWER-PLAY POINTS

| | | |
|--------------------------|-----------|----------------------------------|
| Overall | 80 | Mario Lemieux (1988-89; 1987-88) |
| Center | 80 | Mario Lemieux (1988-89; 1987-88) |
| Right Wing | 51 | Jaromir Jagr (1995-96) |
| Left Wing | 44 | Kevin Stevens (1992-93) |
| Defenseman | 64 | Paul Coffey (1988-89) |
| Rookie | 47 | Sidney Crosby (2005-06) |
| Rookie Defenseman | 28 | Zarley Zalapski (1988-89) |

SHORTHANDED GOALS

| | | |
|-------------------|----|--|
| Overall | 13 | Mario Lemieux (1988-89) |
| Center | 13 | Mario Lemieux (1988-89) |
| Right Wing | 4 | Pascal Dupuis (2010-11) Rick Tocchet (1992-93) Jean Pronovost (1973-74) |
| Left Wing | 5 | Ryan Malone (2005-06) |
| Defenseman | 2 | Kevin Hatcher (1998-99) Darius Kasparaitis (1997-98) Sergei Zubov (1995-96) Larry Murphy (1992-93; 1991-92) Grant Jennings (1991-92) Paul Coffey (1987-88) Moe Mantha (1985-86) Bob Woytowich (1968-69) |
| Rookie | *7 | Jordan Staal (2006-07) |

*NHL rookie record

MOST CONSECUTIVE GAMES WITH A...

| | | |
|------------------------|----|--|
| Goal | 12 | Mario Lemieux (18 goals) 10/6/92 - 11/1/92 |
| Assist | 16 | Jaromir Jagr (24 assists) 1/9/01 - 2/16/01 |
| Point | 46 | Mario Lemieux (39G-64A=103Pts) 10/31/89 - 2/14/90 |
| Goal (Rookie) | 7 | Mike Bullard (8 goals) 1/23/82 - 2/6/82 |
| Assist (Rookie) | 6 | Sidney Crosby (7 assists) 10/5/05 - 10/15/05 Mario Lemieux (9 assists) 12/7/84 - 12/21/84 (9 assists) 10/27/84 - 11/8/84 |
| Point (Rookie) | 11 | Mike Bullard (3G-10A=13Pts) 12/12/81 - 1/3/82 |

Month

| | | |
|----------------|----|--|
| Goals | 18 | Mario Lemieux (March 1993) |
| Assists | 25 | Mario Lemieux (March 1988) |
| Points | 38 | Mario Lemieux (October 1988) (11 games - 16G-22A) |

Game

| | | |
|------------------------|----|---|
| Goals | 5 | Mario Lemieux (3 times) (vs. St. Louis, 3/26/96) (at NY Rangers, 4/9/93) (vs. New Jersey, 12/31/88) |
| Assists | 6 | Mario Lemieux (4 times) (vs. Tampa Bay, 11/1/95) (at San Jose, 12/5/92) (vs. St. Louis, 10/15/88) Greg Malone (vs. Quebec, 11/28/79) Ron Stackhouse (vs. Philadelphia, 3/8/75) |
| Points | 8 | Mario Lemieux (2 times) (vs. New Jersey, 12/31/88, 5G-3A) (vs. St. Louis, 10/15/88, 2G-6A) |
| Shots | 14 | Ron Stackhouse (vs. Washington, 4/3/76) |
| Penalties | 9 | Russ Anderson (vs. Edmonton, 1/19/80) |
| Penalty Minutes | 51 | Russ Anderson (vs. Edmonton, 1/19/80) |

Period

| | | |
|------------------------|----|---|
| Goals | 4 | Mario Lemieux (at Montreal, 1/26/97) |
| Assists | 4 | Jaromir Jagr (vs. St. Louis, 12/19/96) Mario Lemieux (vs. Tampa Bay, 11/1/95) Paul Coffey (vs. NY Islanders, 2/6/90) Ron Stackhouse (vs. Philadelphia, 3/8/75) Syl Apps (vs. Detroit, 3/24/71) |
| Points | 4 | 24 times - last time Bill Guerin (2G-2A), Chris Kunitz (1G-3A) (vs. Ottawa, 12/23/09) |
| Shots | 9 | Evgeni Malkin (at Phoenix, 10/30/08) |
| Penalties | 8 | Russ Anderson (vs. Edmonton, 1/19/80) |
| Penalty Minutes | 46 | Russ Anderson (vs. Edmonton, 1/19/80) |

Goaltenders

GAMES

| | | |
|---------------------|-----|-----------------------------|
| All-Time | 691 | Marc-Andre Fleury |
| Season | 67 | Marc-Andre Fleury (2011-12) |
| | | Marc-Andre Fleury (2009-10) |
| | | Marc-Andre Fleury (2006-07) |
| Season, Home | 37 | Marc-Andre Fleury (2006-07) |
| | | Johan Hedberg (2001-02) |
| Season, Road | 34 | Marc-Andre Fleury (2009-10) |

MINUTES PLAYED

| | | |
|---------------------|-------|-----------------------------|
| All-Time | 39771 | Marc-Andre Fleury |
| Season | 3906 | Marc-Andre Fleury (2006-07) |
| Season, Home | 2188 | Marc-Andre Fleury (2006-07) |
| Season, Road | 1941 | Marc-Andre Fleury (2009-10) |

WINS

| | | |
|---------------------|-----|-----------------------------|
| All-Time | 375 | Marc-Andre Fleury |
| Season | 43 | Tom Barrasso (1992-93) |
| Season, Home | 24 | Marc-Andre Fleury (2011-12) |
| | | Tom Barrasso (1992-93) |
| Season, Road | 19 | Tom Barrasso (1992-93) |

LOSSES

| | | |
|---------------------|-----|-------------------------|
| All-Time | 216 | Marc-Andre Fleury |
| Season | 34 | Johan Hedberg (2001-02) |
| Season, Home | 18 | Johan Hedberg (2001-02) |
| Season, Road | 17 | Michel Dion (1981-82) |
| | | Les Binkley (1967-68) |

TIES

| | | |
|---------------------|----|------------------------|
| All-Time | 53 | Tom Barrasso |
| Season | 15 | Denis Herron (1977-78) |
| Season, Home | 9 | Les Binkley (1967-68) |
| Season, Road | 7 | Greg Millen (1980-81) |
| | | Denis Herron (1978-79) |
| | | Denis Herron (1977-78) |

SAVES

| | | |
|------------------------------|------|-----------------------------|
| All-Time | 1774 | Marc-Andre Fleury |
| Season | 1920 | Denis Herron (1977-78) |
| Season, Home | 1017 | Marc-Andre Fleury (2006-07) |
| Season, Road | 982 | Denis Herron (1977-78) |
| All-Time Per Game | 30.6 | Joe Daley |
| Season Per Game | 32.6 | Denis Herron (1977-78) |
| Season Per Game, Home | 31.2 | Joe Daley (1968-69) |
| Season Per Game, Road | 35.8 | Denis Herron (1977-78) |

SHUTOUTS

| | | |
|---------------------|----|-----------------------------|
| All-Time | 44 | Marc-Andre Fleury |
| Season | 10 | Marc-Andre Fleury (2014-15) |
| Season, Home | 5 | Marc-Andre Fleury (2006-07) |
| Season, Road | 6 | Marc-Andre Fleury (2014-15) |
| | | Tom Barrasso (1997-98) |

WINNING PERCENTAGE

| | |
|---------------------------------|--|
| All-Time (Min. 30 games) | .648 |
| | Matt Murray (68-28-8) |
| Season (Min. 30 games) | .739 |
| | Matt Murray (32-10-4) (2016-17) |

GOALS AGAINST

| | | |
|---------------------|------|-----------------------|
| All-Time | 1713 | Marc-Andre Fleury |
| Season | 258 | Greg Millen (1980-81) |
| Season, Home | 128 | Greg Millen (1980-81) |
| Season, Road | 130 | Greg Millen (1980-81) |

GOALS-AGAINST AVERAGE

| | | |
|---------------------------------|------|------------------------|
| All-Time (Min. 30 Games) | 2.51 | Ty Conklin |
| Season (Min. 30 Games) | 2.07 | Tom Barrasso (1997-98) |
| Season, Home | 2.02 | Al Smith (1970-71) |
| Season, Road | 1.83 | Tom Barrasso (1997-98) |

SAVE PERCENTAGE

| | | |
|---------------------------------|-------------|------------------------------|
| All-Time (Min. 30 Games) | .923 | Ty Conklin |
| Season (Min. 30 Games) | .923 | Matt Murray (2016-17) |
| | | Ty Conklin (2007-08) |

LONGEST CONSECUTIVE STREAKS

| | | |
|-----------------------|-----|---|
| Games Played | 26 | Greg Millen [2/7/81 - 4/4/81] [11-10-5] |
| Wins | 14 | Tom Barrasso [3/9/93 - 4/9/93] |
| Wins, Home | 13 | Marc-Andre Fleury [2/2/13 - 4/17/13] Jim Rutherford [2/16/72 - 11/16/72] |
| Wins, Road | 8 | Tomas Vokoun [1/31/13 - 4/22/13] |
| Unbeaten | 16* | Patrick Lalime [12/6/96 - 1/21/97] [14-0-2] |
| Unbeaten, Home | 18 | Michel Plasse [1/11/75 - 12/31/75] [14-0-4] |
| Unbeaten, Road | 7 | Tom Barrasso (2 times) [11/15/97 - 12/19/97] [5-0-2] [10/20/95 - 11/17/95] [5-0-2] Denis Herron [3/13/79 - 3/27/79] [5-0-2] |
| Losses | 9 | Michel Dion [12/20/83 - 3/1/84] |
| Losses, Home | 7 | Sebastien Caron [12/31/03 - 2/10/04] |
| Losses, Road | 10 | Denis Herron [12/22/84 - 3/30/85] Joe Daley [11/13/68 - 3/20/69] |
| Winless | 15 | Al Smith [1/28/71 - 4/1/71] [0-10-5] |
| Winless, Home | 9 | Les Binkley [11/6/68 - 12/21/68] [0-8-1] |
| Winless, Road | 26 | Al Smith [3/5/70 - 4/1/71] [0-18-8] |

LONGEST SHUTOUT SEQUENCE

| | | |
|-------------------|--------|-------------------------------------|
| Individual | 173:06 | Tomas Vokoun [3/22/13 - 4/2/13] |
| Team | 218:48 | Vokoun/Fleury [3/24/13 - 4/2/13] |
| Against | 183:15 | 1/31/80 - 2/9/80 |

* = NHL Record to begin a career

STREAKS

| Season | Overall | | | | Home | | | | Road | | | |
|---------|---------|-------|------|---------|------|-------|------|---------|------|-------|------|---------|
| | Win | Point | Loss | Winless | Win | Point | Loss | Winless | Win | Point | Loss | Winless |
| 1967-68 | 4 | 5 | 3 | 4 | 3 | 5 | 2 | 5 | 3 | 3 | 5 | 8 |
| 1968-69 | 4 | 6 | 7 | 9 | 4 | 4 | 4 | 6 | 2 | 5 | 8 | 14 |
| 1969-70 | 3 | 4 | 6 | 10 | 4 | 6 | 3 | 4 | 2 | 2 | 4 | 9 |
| 1970-71 | 2 | 4 | 4 | 8 | 7 | 7 | 2 | 5 | 2 | 3 | 15 | *18 |
| 1971-72 | 4 | 5 | 6 | 9 | 3 | 4 | 3 | 4 | 3 | 6 | 6 | 14 |
| 1972-73 | 4 | 5 | 5 | 8 | 4 | 8 | 3 | 3 | 1 | 2 | 9 | 9 |
| 1973-74 | 3 | 4 | 6 | 8 | 3 | 6 | 4 | 4 | 2 | 3 | 4 | 5 |
| 1974-75 | 3 | 7 | 3 | 7 | 9 | *20 | 2 | 4 | 3 | 4 | 4 | 6 |
| 1975-76 | 4 | 11 | 3 | 7 | 6 | 10 | 4 | 4 | 2 | 6 | 7 | 9 |
| 1976-77 | 3 | 6 | 4 | 6 | 3 | 7 | 2 | 3 | 2 | 2 | 3 | 6 |
| 1977-78 | 2 | 7 | 5 | 6 | 2 | 6 | 3 | 5 | 2 | 6 | 5 | 8 |
| 1978-79 | 4 | 10 | 4 | 5 | 6 | 8 | 3 | 3 | 3 | 7 | 6 | 8 |
| 1979-80 | 3 | 7 | 6 | 8 | 4 | 7 | 5 | 5 | 2 | 3 | 7 | 7 |
| 1980-81 | 6 | 6 | 3 | 6 | 5 | 6 | 3 | 3 | 2 | 4 | 8 | 11 |
| 1981-82 | 4 | 7 | 4 | 9 | 4 | 8 | 2 | 5 | 3 | 3 | 7 | 12 |
| 1982-83 | 3 | 5 | 11 | *18 | 3 | 3 | 4 | 7 | 1 | 2 | *18 | *18 |
| 1983-84 | 2 | 3 | 8 | 8 | 1 | 2 | 7 | 11 | 4 | 5 | 6 | 7 |
| 1984-85 | 5 | 5 | 9 | 12 | 3 | 3 | 4 | 7 | 2 | 2 | 8 | 10 |
| 1985-86 | 5 | 6 | 5 | 7 | 4 | 10 | 4 | 6 | 2 | 2 | 5 | 5 |
| 1986-87 | 7 | 7 | 4 | 9 | 6 | 6 | 2 | 3 | 2 | 2 | 4 | 12 |
| 1987-88 | 4 | 4 | 6 | 10 | 6 | 6 | 3 | 7 | 4 | 4 | 4 | 5 |
| 1988-89 | 5 | 8 | 4 | 6 | 6 | 12 | 4 | 4 | 3 | 4 | 4 | 8 |
| 1989-90 | 4 | 5 | 4 | 8 | 7 | 7 | 4 | 4 | 2 | 3 | 8 | 13 |
| 1990-91 | 6 | 7 | 3 | 5 | 11 | 14 | 3 | 5 | 3 | 4 | 6 | 10 |
| 1991-92 | 4 | 6 | 4 | 6 | 9 | 9 | 4 | 4 | 5 | 5 | 4 | 7 |
| 1992-93 | #17 | *18 | 3 | 3 | 10 | 11 | 2 | 3 | 7 | *8 | 3 | 2 |
| 1993-94 | 4 | 8 | 4 | 4 | 4 | 7 | 3 | 3 | 4 | 4 | 2 | 4 |
| 1994-95 | 7 | 13 | 3 | 3 | 7 | 9 | 2 | 2 | 4 | 6 | 3 | 3 |
| 1995-96 | 8 | 8 | 3 | 3 | 8 | 8 | 3 | 3 | 3 | 6 | 4 | 5 |
| 1996-97 | 6 | 14 | 6 | 6 | 6 | 8 | 3 | 3 | 6 | 7 | 8 | 13 |
| 1997-98 | 6 | 8 | 3 | 6 | 5 | 10 | 2 | 5 | 5 | 7 | 3 | 5 |
| 1998-99 | 10 | 10 | 3 | 8 | 9 | 11 | 3 | 4 | 2 | 3 | 3 | 6 |
| 1999-00 | 4 | 5 | 4 | 8 | 5 | 8 | 3 | 5 | 3 | 3 | 6 | 8 |
| 2000-01 | 4 | 5 | 2 | 6 | 4 | 5 | 5 | 7 | 2 | 6 | 4 | 4 |
| 2001-02 | 6 | 6 | 7 | 10 | 3 | 7 | 4 | 4 | 3 | 4 | 6 | 6 |
| 2002-03 | 4 | 5 | 9 | 16 | 3 | 6 | 5 | 10 | 3 | 3 | 6 | 7 |
| 2003-04 | 4 | 6 | *13 | *18 | 3 | 8 | *14 | *16 | 3 | 3 | 6 | 11 |
| 2005-06 | 2 | 5 | 10 | 10 | 2 | 3 | 5 | 6 | 2 | 3 | 5 | 9 |
| 2006-07 | 6 | 16 | 5 | 5 | 8 | 11 | 3 | 3 | 4 | 7 | 4 | 4 |
| 2007-08 | 8 | 10 | 4 | 4 | 8 | 11 | 2 | 2 | 4 | 6 | 2 | 3 |

* = Club Record,

= NHL Record

STREAKS

Overall

Home

Road

| Season | Win | Point | Loss | Winless | Win | Point | Loss | Winless | Win | Point | Loss | Winless |
|---------|-----|-------|------|---------|-----|-------|------|---------|-----|-------|------|---------|
| 2008-09 | 7 | 12 | 5 | 5 | 5 | 8 | 5 | 5 | 5 | 7 | 4 | 5 |
| 2009-10 | 7 | 9 | 5 | 5 | 5 | 11 | 2 | 2 | 7 | 7 | 4 | 4 |
| 2010-11 | 12 | 15 | 2 | 4 | 7 | 9 | 3 | 3 | 7 | 7 | 3 | 3 |
| 2011-12 | 11 | 14 | 6 | 6 | 10 | 10 | 4 | 4 | 4 | 5 | 3 | 3 |
| 2012-13 | 15 | 15 | 2 | 2 | 12 | 12 | 2 | 2 | 5 | 5 | 2 | 2 |
| 2013-14 | 7 | 7 | 3 | 3 | *13 | 13 | 3 | 3 | 3 | 3 | 3 | 3 |
| 2014-15 | 7 | 7 | 4 | 5 | 5 | 5 | 2 | 3 | 4 | 6 | 3 | 5 |
| 2015-16 | 8 | 8 | 4 | 5 | 6 | 10 | 3 | 5 | *8 | *8 | 2 | 4 |
| 2016-17 | 7 | 10 | 3 | 4 | 7 | 14 | 2 | 3 | 3 | 5 | 3 | 3 |
| 2017-18 | 6 | 6 | 3 | 3 | 11 | 11 | 2 | 2 | 3 | 3 | 3 | 3 |

* = Club Record,

= NHL Record

| | | |
|---|-----|---|
| Longest Winning Streak | 17 | 3/9/93 - 4/10/93 |
| Longest Home Winning Streak | 13 | 11/15/13 - 1/15/14 |
| Longest Road Winning Streak | 8 | 3/11/16 - 4/7/16 |
| Longest Unbeaten Streak | 18 | 3/9/93 - 4/14/93 [17-0-1] |
| Longest Home Unbeaten Streak | 20 | 11/30/74 - 2/22/75 [12-0-8] |
| Longest Road Unbeaten Streak | 8 | 3/11/16 - 4/7/16 [8-0-0] 3/14/93 - 4/14/93 [7-0-1] |
| Longest Losing Streak | 13 | 1/13/04 - 2/12/04 |
| Longest Home Losing Streak | 14 | 12/31/03 - 3/22/04 |
| Longest Road Losing Streak | 18 | 12/23/82 - 3/4/83 |
| Longest Winless Streak | 18 | 1/13/04 - 2/22/04 [0-17-1] 1/2/83 - 2/10/83 [0-17-1] |
| Longest Home Winless Streak | 16 | 12/31/03 - 3/4/04 [0-15-1] |
| Longest Road Winless Streak | 18 | 12/23/82 - 3/4/83 [0-18-0] 10/25/70 - 1/14/71 [0-11-7] |
| Consecutive Games Without Being Shutout | 211 | 1/7/89 - 10/28/91 |
| Consecutive Home Games Without Being Shutout | 206 | 1/28/92 - 10/8/97 |
| Consecutive Road Games Without Being Shutout | 120 | 1/12/90 - 12/29/91 |
| Consecutive Games Without Shutting Out Opponent | 156 | 3/12/77 - 12/9/78 |
| Consecutive Home Games Without Shutting Out Opponent | 95 | 4/2/80 - 12/1/82 |
| Consecutive Road Games Without Shutting Out Opponent | 188 | 1/24/87 - 12/5/91 |
| Consecutive Games Tied | 4 | 12/8/79 - 12/15/79 |
| Consecutive Games Going to Shootout | 4 | 3/21/11 - 3/27/11 3/8/09 - 3/14/09 |

MONTH BY MONTH

| | OCT. | NOV. | DEC. | JAN. | FEB. | MAR. | APR. | MAY | SEASON |
|----------------|-------|-------|--------|--------|--------|--------|-------|-----|----------|
| 1967-68 | 3-6-1 | 6-3-2 | 4-8-2 | 4-7-2 | 4-5-3 | 6-5-3 | | | 27-34-13 |
| 1968-69 | 1-4-2 | 4-8-2 | 2-10-2 | 3-10-1 | 4-6-2 | 6-7-2 | | | 20-45-11 |
| 1969-70 | 1-4-3 | 5-6-2 | 5-7-0 | 3-7-3 | 8-5-0 | 3-7-4 | 1-2-0 | | 26-38-12 |
| 1970-71 | 2-4-3 | 3-6-5 | 5-7-3 | 6-5-1 | 3-7-3 | 2-7-3 | 0-1-2 | | 21-37-20 |
| 1971-72 | 5-5-2 | 3-9-0 | 3-7-4 | 1-8-3 | 7-6-0 | 6-3-4 | 1-0-1 | | 26-38-14 |
| 1972-73 | 5-5-0 | 7-5-2 | 3-6-4 | 6-9-0 | 6-5-1 | 4-7-2 | 1-0-0 | | 32-37-9 |
| 1973-74 | 4-4-1 | 3-7-2 | 2-10-2 | 5-8-0 | 5-6-1 | 7-4-3 | 2-2-0 | | 28-41-9 |
| 1974-75 | 2-4-1 | 6-6-3 | 4-6-4 | 8-3-2 | 7-3-3 | 9-4-2 | 1-2-0 | | 37-28-15 |
| 1975-76 | 4-2-1 | 6-8-1 | 5-7-2 | 4-7-3 | 8-2-4 | 7-6-1 | 1-1-0 | | 35-33-12 |
| 1976-77 | 2-6-4 | 6-5-1 | 7-5-1 | 7-4-2 | 5-5-4 | 5-8-1 | 2-0-0 | | 34-33-13 |
| 1977-78 | 3-5-1 | 4-6-3 | 4-6-4 | 5-5-3 | 4-2-5 | 2-11-2 | 3-2-0 | | 25-37-18 |
| 1978-79 | 1-6-2 | 5-7-1 | 9-2-4 | 5-7-1 | 6-3-1 | 8-4-4 | 2-2-0 | | 36-31-13 |
| 1979-80 | 4-4-1 | 5-4-3 | 5-3-7 | 5-10-0 | 4-7-0 | 6-7-2 | 1-2-0 | | 30-37-13 |
| 1980-81 | 4-5-1 | 2-8-3 | 5-6-3 | 6-6-1 | 7-5-1 | 5-6-3 | 1-1-1 | | 30-37-13 |
| 1981-82 | 5-7-2 | 7-1-2 | 4-7-2 | 5-8-2 | 3-8-2 | 5-5-3 | 2-0-0 | | 31-36-13 |
| 1982-83 | 3-9-1 | 5-3-3 | 3-9-2 | 1-12-1 | 3-11-0 | 3-7-2 | 0-2-0 | | 18-53-9 |
| 1983-84 | 3-9-0 | 3-7-3 | 3-8-2 | 1-11-0 | 3-10-1 | 3-12-0 | 0-1-0 | | 16-58-6 |
| 1984-85 | 5-4-0 | 1-8-3 | 8-5-1 | 4-8-1 | 2-10-0 | 4-12-0 | 0-4-0 | | 24-51-5 |
| 1985-86 | 3-5-2 | 5-7-1 | 8-6-1 | 7-4-2 | 7-4-1 | 3-9-1 | 1-3-0 | | 34-38-8 |
| 1986-87 | 8-3-0 | 5-5-4 | 2-7-3 | 4-8-1 | 4-7-2 | 5-8-2 | 2-0-0 | | 30-38-12 |
| 1987-88 | 3-6-3 | 6-4-2 | 7-4-2 | 5-9-2 | 4-7-0 | 9-5-0 | 2-0-0 | | 36-35-9 |
| 1988-89 | 7-4-0 | 7-6-0 | 9-2-3 | 5-6-1 | 4-6-3 | 6-9-0 | 2-0-0 | | 40-33-7 |
| 1989-90 | 3-7-2 | 6-7-0 | 7-5-1 | 6-6-1 | 8-5-1 | 2-10-3 | | | 32-40-8 |
| 1990-91 | 6-6-1 | 5-6-1 | 10-6-1 | 7-4-0 | 4-7-1 | 9-4-2 | | | 41-33-6 |
| 1991-92 | 5-5-2 | 8-3-2 | 9-5-0 | 3-7-1 | 3-7-3 | 10-3-1 | 1-2-0 | | 39-32-9 |
| 1992-93 | 8-1-2 | 9-5-1 | 9-3-1 | 8-5-1 | 5-5-1 | 11-2-0 | 6-0-1 | | 56-21-7 |

| | OCT. | NOV. | DEC. | JAN. | FEB. | MAR. | APR. | MAY | SEASON |
|----------------|---------------------|---------------------|---------------------|---------------------|---------------------|---------------------|--------------------|--------------|---------------------------|
| 1993-94 | 7-4-1 | 5-3-5 | 6-4-2 | 6-3-3 | 7-6-1 | 9-5-1 | 4-2-0 | | 44-27-13 |
| 1994-95 | | | | 5-0-0 | 9-3-2 | 8-6-0 | 7-5-1 | 0-2-0 | 29-16-3 |
| 1995-96 | 4-2-2 | 10-3-1 | 10-4-0 | 7-7-0 | 6-5-1 | 9-5-0 | 3-3-0 | | 49-29-4 |
| 1996-97 | 2-8-0 | 6-5-2 | 11-2-2 | 8-3-1 | 4-7-0 | 5-8-2 | 2-3-1 | | 38-36-8 |
| 1997-98 | 7-5-2 | 7-4-3 | 7-3-3 | 8-3-2 | 1-2-3 | 6-3-4 | 4-4-1 | | 40-24-18 |
| 1998-99 | 4-3-2 | 6-3-3 | 5-4-2 | 8-5-0 | 9-5-0 | 4-5-6 | 2-5-1 | | 38-30-14 |
| 1999-00 | 2-3-3-1 | 6-5-0-2 | 8-4-0-2 | 5-8-1-0 | 5-3-4-1 | 8-6-0-0 | 3-2-0-0 | | 37-31-8-6 |
| 2000-01 | 5-4-1-0 | 6-4-2-1 | 6-6-3-0 | 8-5-0-1 | 7-3-1-0 | 8-5-2-0 | 2-1-0-1 | | 42-28-9-3 |
| 2001-02 | 4-6-1-1 | 6-4-2-1 | 4-7-2-0 | 8-6-0-1 | 1-4-1-1 | 5-7-1-1 | 0-7-1-0 | | 28-41-8-5 |
| 2002-03 | 6-2-2-0 | 5-4-1-3 | 4-9-0-2 | 6-7-1-0 | 4-8-0-0 | 1-13-2-0 | 1-1-0-0 | | 27-44-6-5 |
| 2003-04 | 2-4-3-0 | 3-8-1-1 | 4-8-1-2 | 2-14-0-0 | 2-9-0-1 | 8-4-3-0 | 2-0-0-0 | | 23-47-8-4 |
| 2005-06 | 1-5-5 | 6-7-1 | 3-7-2 | 2-11-2 | 2-4-1 | 5-8-1 | 3-4-2 | | 22-46-14 |
| 2006-07 | 6-3-0 | 5-5-4 | 5-7-2 | 8-2-2 | 9-3-1 | 12-3-2 | 2-1-0 | | 47-24-11 |
| 2007-08 | 6-4-1 | 5-7-1 | 9-5-0 | 8-3-2 | 8-3-3 | 10-4-1 | 1-1-0 | | 47-27-8 |
| 2008-09 | 5-4-2 | 9-2-1 | 5-8-1 | 5-8-1 | 7-4-1 | 10-1-2 | 4-1-1 | | 45-28-9 |
| 2009-10 | 11-3-0 | 8-6-0 | 7-5-1 | 8-7-0 | 2-1-3 | 8-4-3 | 3-2-0 | | 47-28-7 |
| 2010-11 | 6-5-1 | 10-3-1 | 9-3-1 | 6-4-1 | 6-6-2 | 8-4-2 | 4-0-0 | | 49-25-8 |
| 2011-12 | 8-3-2 | 6-4-2 | 7-6-0 | 8-4-0 | 8-4-1 | 11-3-1 | 3-1-0 | | 51-25-6 |
| 2012-13 | | | | 4-3-0 | 9-5-0 | 15-0-0 | 8-4-0 | | 36-12-0 |
| 2013-14 | 9-4-0 | 9-5-1 | 11-3-0 | 9-2-1 | 2-1-2 | 8-7-1 | 3-2-2 | | 51-24-7 |
| 2014-15 | 6-2-1 | 10-3-1 | 7-4-3 | 5-4-3 | 7-4-1 | 7-6-2 | 1-4-1 | | 43-27-12 |
| 2015-16 | 7-4-0 | 6-4-2 | 5-7-2 | 6-2-3 | 8-4-1 | 12-4-0 | 4-1-0 | | 48-26-8 |
| 2016-17 | 6-2-1 | 7-5-2 | 12-1-2 | 6-5-0 | 7-2-3 | 9-4-3 | 3-2-0 | | 50-21-11 |
| 2017-18 | 7-5-1 | 6-5-2 | 6-8-0 | 9-3-0 | 8-3-1 | 9-4-2 | 2-1-0 | | 47-29-6 |
| TOTALS | 221-215-69-2 | 279-249-90-8 | 293-272-90-6 | 279-303-58-2 | 266-253-76-3 | 341-291-91-1 | 103-84-16-1 | 0-2-0 | 1,782-1,669-490-23 |

OVERTIME

All-Time Overtime Record

| YEAR | OVERALL | | | | | HOME | | | | | ROAD | | | | |
|---------------|------------|------------|------------|------------|------------|------------|------------|-----------|------------|------------|------------|------------|-----------|------------|------------|
| | GP | W | L | T/SO | PTS | GP | W | L | T/SO | PTS | GP | W | L | T/SO | PTS |
| 1983-84 | 12 | 1 | 5 | 6 | 8 | 7 | 0 | 3 | 4 | 4 | 5 | 1 | 2 | 2 | 4 |
| 1984-85 | 8 | 3 | 0 | 5 | 11 | 3 | 0 | 0 | 3 | 3 | 5 | 3 | 0 | 2 | 8 |
| 1985-86 | 14 | 3 | 3 | 8 | 14 | 7 | 1 | 1 | 5 | 7 | 7 | 2 | 2 | 3 | 7 |
| 1986-87 | 21 | 5 | 4 | 12 | 22 | 11 | 4 | 1 | 6 | 14 | 10 | 1 | 3 | 6 | 8 |
| 1987-88 | 16 | 5 | 2 | 9 | 19 | 9 | 2 | 1 | 6 | 10 | 7 | 3 | 1 | 3 | 9 |
| 1988-89 | 10 | 2 | 1 | 7 | 11 | 3 | 0 | 0 | 3 | 3 | 7 | 2 | 1 | 4 | 8 |
| 1989-90 | 14 | 3 | 3 | 8 | 14 | 7 | 2 | 2 | 3 | 7 | 7 | 1 | 1 | 5 | 7 |
| 1990-91 | 12 | 4 | 2 | 6 | 14 | 7 | 3 | 1 | 3 | 9 | 5 | 1 | 1 | 3 | 5 |
| 1991-92 | 12 | 2 | 1 | 9 | 13 | 8 | 1 | 1 | 6 | 8 | 4 | 1 | 0 | 3 | 5 |
| 1992-93 | 10 | 3 | 0 | 7 | 13 | 6 | 2 | 0 | 4 | 8 | 4 | 1 | 0 | 3 | 5 |
| 1993-94 | 19 | 4 | 2 | 13 | 21 | 11 | 2 | 1 | 8 | 12 | 8 | 2 | 1 | 5 | 9 |
| 1994-95 | 5 | 1 | 1 | 3 | 5 | 1 | 0 | 0 | 1 | 1 | 4 | 1 | 1 | 2 | 4 |
| 1995-96 | 9 | 3 | 2 | 4 | 10 | 4 | 2 | 2 | 0 | 4 | 5 | 1 | 0 | 4 | 6 |
| 1996-97 | 13 | 1 | 4 | 8 | 10 | 9 | 1 | 3 | 5 | 7 | 4 | 0 | 1 | 3 | 3 |
| 1997-98 | 23 | 3 | 2 | 18 | 24 | 13 | 2 | 1 | 10 | 14 | 10 | 1 | 1 | 8 | 10 |
| 1998-99 | 22 | 7 | 1 | 14 | 28 | 14 | 4 | 0 | 10 | 18 | 8 | 3 | 1 | 4 | 10 |
| 1999-00* | 17 | 3 | 6 | 8 | 20 | 7 | 0 | 0 | 7 | 7 | 10 | 3 | 6 | 1 | 13 |
| 2000-01* | 15 | 3 | 3 | 9 | 18 | 4 | 2 | 0 | 2 | 6 | 11 | 1 | 3 | 7 | 12 |
| 2001-02* | 20 | 7 | 5 | 8 | 27 | 10 | 5 | 1 | 4 | 15 | 10 | 2 | 4 | 4 | 12 |
| 2002-03* | 14 | 3 | 5 | 6 | 17 | 7 | 3 | 2 | 2 | 10 | 7 | 0 | 3 | 4 | 7 |
| 2003-04* | 19 | 7 | 4 | 8 | 26 | 10 | 4 | 0 | 6 | 14 | 9 | 3 | 4 | 2 | 12 |
| 2005-06** | 19 | 5 | 8 | 6 | 24 | 11 | 3 | 5 | 3 | 14 | 8 | 2 | 3 | 3 | 10 |
| 2006-07** | 27 | 16 | 5 | 6 | 43 | 11 | 6 | 2 | 3 | 17 | 16 | 10 | 3 | 3 | 26 |
| 2007-08** | 16 | 8 | 4 | 4 | 24 | 8 | 3 | 2 | 3 | 11 | 8 | 5 | 2 | 1 | 13 |
| 2008-09** | 21 | 12 | 3 | 6 | 33 | 8 | 5 | 1 | 2 | 13 | 13 | 7 | 2 | 4 | 20 |
| 2009-10** | 21 | 14 | 5 | 2 | 35 | 10 | 6 | 3 | 1 | 16 | 11 | 8 | 2 | 1 | 19 |
| 2010-11** | 23 | 15 | 5 | 3 | 38 | 7 | 5 | 2 | 0 | 12 | 16 | 10 | 3 | 3 | 26 |
| 2011-12** | 17 | 11 | 3 | 3 | 28 | 8 | 6 | 2 | 0 | 14 | 9 | 5 | 1 | 3 | 14 |
| 2012-13** | 5 | 5 | 0 | 0 | 10 | 2 | 2 | 0 | 0 | 4 | 3 | 3 | 0 | 0 | 6 |
| 2013-14** | 18 | 11 | 3 | 4 | 29 | 9 | 5 | 1 | 3 | 14 | 9 | 6 | 2 | 1 | 15 |
| 2014-15** | 22 | 10 | 6 | 6 | 32 | 8 | 4 | 2 | 2 | 12 | 14 | 6 | 4 | 4 | 20 |
| 2015-16** | 18 | 10 | 4 | 4 | 28 | 9 | 5 | 1 | 3 | 14 | 9 | 5 | 3 | 1 | 14 |
| 2016-17** | 21 | 10 | 6 | 5 | 31 | 11 | 7 | 2 | 2 | 18 | 10 | 3 | 4 | 3 | 13 |
| 2017-18** | 20 | 14 | 4 | 2 | 34 | 13 | 11 | 2 | 0 | 24 | 7 | 3 | 2 | 2 | 10 |
| TOTALS | 553 | 214 | 112 | 227 | 734 | 273 | 108 | 45 | 120 | 364 | 280 | 106 | 67 | 107 | 370 |

* = Losses worth one point

** = Wins include shootout wins; ties/shootouts include shootout losses. For a breakdown of shootout results, please see Shootout page.

All-Time Overtime vs. Each Team

| TEAM | GP | RECORD | TEAM | GP | RECORD |
|-------------|----|---------|---------------|------------|--------------------|
| Anaheim | 5 | 1-2-2 | Nashville | 7 | 3-0-4 |
| Arizona | 9 | 3-4-2 | New Jersey | 28 | 8-9-11 |
| Boston | 26 | 12-4-10 | NY Islanders | 39 | 18-3-18 |
| Buffalo | 31 | 10-6-15 | NY Rangers | 49 | 23-10-16 |
| Calgary | 12 | 2-1-9 | Ottawa | 23 | 9-2-12 |
| Carolina | 26 | 10-6-10 | Philadelphia | 40 | 13-12-15 |
| Chicago | 13 | 2-2-9 | St. Louis | 15 | 3-6-6 |
| Colorado | 14 | 4-4-6 | San Jose | 9 | 2-1-6 |
| Columbus | 11 | 7-2-2 | Tampa Bay | 15 | 4-4-7 |
| Dallas | 8 | 3-1-4 | Toronto | 19 | 8-7-4 |
| Detroit | 15 | 5-3-7 | Vancouver | 12 | 7-1-4 |
| Edmonton | 11 | 4-2-5 | Vegas | 0 | 0-0-0 |
| Florida | 20 | 11-3-6 | Washington | 30 | 14-5-11 |
| Los Angeles | 19 | 7-7-5 | Winnipeg | 11 | 8-1-2 |
| Minnesota | 2 | 0-0-2 | TOTALS | 553 | 214-112-227 |
| Montreal | 34 | 13-4-17 | | | |

Wins

| PLAYER | DATE | TIME | OPPONENT | GOALIE | SCORE |
|--------------------|----------|------|------------------|---------------|-------|
| Randy Carlyle | 12/23/83 | 2:12 | @ New Jersey | Resch | 6-5 |
| Mario Lemieux | 11/14/84 | 3:54 | @ Winnipeg | Behrend | 4-3 |
| Randy Hillier | 12/7/84 | 1:35 | @ NY Rangers | Hanlon | 4-3 |
| Wayne Babych | 3/9/85 | 1:06 | @ Boston | Peeters | 6-5 |
| Dan Frawley | 12/19/85 | 0:38 | @ Minnesota | Casey | 4-3 |
| Doug Shedden | 2/24/86 | 3:54 | vs. Los Angeles | Melanson | 6-5 |
| Mario Lemieux | 4/6/86 | 0:25 | @ NY Rangers | Hanlon | 5-4 |
| Doug Bodger | 10/11/86 | 0:50 | vs. NY Rangers | Vanbiesbrouck | 6-5 |
| Mario Lemieux | 10/14/86 | 3:40 | vs. Los Angeles | Melanson | 4-3 |
| Randy Cunneynworth | 10/22/86 | 2:30 | vs. Buffalo | Cloutier | 5-4 |
| Chris Kontos | 2/8/87 | 2:12 | @ New Jersey | Chevrier | 2-1 |
| Mario Lemieux | 4/4/87 | 1:26 | vs. Detroit | Hanlon | 4-3 |
| Craig Simpson | 10/31/87 | 4:05 | @ Quebec | Brunetta | 5-4 |
| Moe Mantha | 11/14/87 | 2:04 | vs. NY Rangers | Vanbiesbrouck | 3-2 |
| Charlie Simmer | 1/23/88 | 0:24 | @ Montreal | Hayward | 4-3 |
| Mario Lemieux | 2/2/88 | 4:11 | vs. Washington | Peeters | 3-2 |
| Mario Lemieux | 4/2/88 | 4:02 | @ Washington | Malarchuk | 7-6 |
| Rob Brown | 12/26/88 | 1:39 | @ Hartford | Liut | 4-3 |
| Mario Lemieux | 4/2/89 | 3:38 | @ Philadelphia | Empty Net | 6-5 |
| Randy Hillier | 10/14/89 | 1:40 | vs. Montreal | Roy | 2-1 |
| Troy Loney | 2/14/90 | 3:33 | @ NY Rangers | Richter | 4-3 |
| Randy Gilhen | 2/22/90 | 4:26 | vs. NY Islanders | Fitzpatrick | 4-3 |
| Mark Recchi | 11/24/90 | 1:11 | vs. Washington | Liut | 3-2 |
| Scott Young | 1/17/91 | 3:31 | @ Toronto | Ing | 6-5 |

| PLAYER | DATE | TIME | OPPONENT | GOALIE | SCORE |
|------------------|----------|------|------------------|---------------|-------|
| Paul Stanton | 1/29/91 | 2:46 | vs. Washington | Beaupre | 3-2 |
| Kevin Stevens | 3/21/91 | 0:13 | vs. NY Rangers | Vanbiesbrouck | 5-4 |
| Phil Bourque | 10/15/91 | 2:30 | @ NY Islanders | Healy | 7-6 |
| Kevin Stevens | 11/13/91 | 3:25 | vs. Edmonton | Ranford | 5-4 |
| Jaromir Jagr | 12/17/92 | 2:50 | @ Philadelphia | Soderstrom | 5-4 |
| Jaromir Jagr | 3/11/93 | 3:18 | vs. Los Angeles | Stauber | 4-3 |
| Ulf Samuelsson | 4/7/93 | 2:11 | vs. Montreal | Roy | 4-3 |
| Joe Mullen | 10/7/93 | 1:13 | vs. Montreal | Roy | 2-1 |
| Jaromir Jagr | 12/4/93 | 2:04 | @ Hartford | Reese | 7-6 |
| Ron Francis | 1/7/94 | 4:54 | @ Buffalo | Hasek | 4-3 |
| Kevin Stevens | 1/11/94 | 4:09 | vs. Boston | Blue | 5-4 |
| Larry Murphy | 3/4/95 | 4:36 | @ Boston | Riendeau | 4-3 |
| Jaromir Jagr | 11/17/95 | 2:48 | @ Washington | Carey | 3-2 |
| Mario Lemieux | 1/22/96 | 1:54 | vs. Boston | Ranford | 7-6 |
| Mario Lemieux | 2/18/96 | 2:17 | vs. NY Rangers | Healy | 4-3 |
| Fredrik Olausson | 3/8/97 | 0:19 | vs. Philadelphia | Snow | 3-2 |
| Kevin Hatcher | 10/25/97 | 0:41 | @ Vancouver | McLean | 3-2 |
| Rob Brown | 11/1/97 | 3:52 | vs. Vancouver | McLean | 7-6 |
| Jaromir Jagr | 11/22/97 | 0:25 | vs. NY Rangers | Richter | 4-3 |
| Kevin Hatcher | 12/15/98 | 3:17 | vs. Tampa Bay | Schwab | 3-2 |
| Jaromir Jagr | 12/26/98 | 1:18 | vs. Ottawa | Tugnut | 2-1 |
| Alexei Kovalev | 2/9/99 | 4:31 | vs. Montreal | Chabot | 3-2 |
| Jaromir Jagr | 2/11/99 | 1:21 | vs. Vancouver | Hirsch | 6-5 |
| Kip Miller | 2/13/99 | 3:39 | @ Nashville | Vokoun | 3-2 |
| Kip Miller | 3/10/99 | 2:49 | @ Carolina | Irbe | 3-2 |
| Jaromir Jagr | 4/18/99 | 1:22 | @ NY Rangers | Richter | 2-1 |
| Robert Lang | 1/31/00 | 4:28 | @ Atlanta | Fankhouser | 2-1 |
| Hans Jonsson | 3/30/00 | 2:25 | @ Washington | Kolzig | 4-3 |
| Jaromir Jagr | 4/7/00 | 0:13 | @ Buffalo | Hasek | 2-1 |
| Alexei Kovalev | 2/10/01 | 0:18 | vs. New Jersey | Brodeur | 5-4 |
| Alexei Kovalev | 2/17/01 | 1:19 | @ Columbus | Tugnut | 3-2 |
| Mario Lemieux | 2/21/01 | 2:10 | vs. Florida | Luongo | 3-2 |
| Billy Tibbetts | 11/3/01 | 1:51 | vs. Tampa Bay | Khabibulin | 2-1 |
| Jan Hrdina | 11/17/01 | 4:41 | vs. NY Rangers | Blackburn | 1-0 |
| Aleksey Morozov | 1/24/02 | 1:29 | @ NY Islanders | Snow | 5-4 |
| Randy Robitaille | 1/26/02 | 4:02 | vs. Atlanta | Hnilicka | 3-2 |
| Michal Rozsival | 2/28/02 | 1:42 | @ Columbus | Tugnut | 4-3 |
| Alexei Kovalev | 3/5/02 | 3:23 | vs. Florida | Luongo | 6-5 |
| Jan Hrdina | 3/9/02 | 0:37 | vs. NY Rangers | Richter | 3-2 |
| Martin Straka | 1/4/03 | 0:42 | vs. NY Islanders | Snow | 3-2 |
| Mario Lemieux | 2/18/03 | 1:35 | vs. Edmonton | Salo | 4-3 |
| Shawn Heins | 2/22/03 | 4:33 | vs. St. Louis | Johnson | 2-1 |
| Ryan Malone | 11/1/03 | 2:10 | vs. Boston | Raycroft | 3-2 |
| Aleksey Morozov | 11/14/03 | 3:09 | @ Buffalo | Noronen | 2-1 |

| PLAYER | DATE | TIME | OPPONENT | GOALIE | SCORE |
|------------------|----------|------|------------------|------------|-------|
| Ryan Malone | 11/22/03 | 2:40 | vs. Ottawa | Lalime | 2-1 |
| Ric Jackman | 2/25/04 | 1:48 | @ Phoenix | Boucher | 4-3 |
| Ryan Malone | 2/29/04 | 2:45 | @ NY Islanders | Snow | 3-2 |
| Aleksey Morozov | 3/19/04 | 1:17 | vs. Carolina | Weekes | 4-3 |
| Aleksey Morozov | 3/21/04 | 4:52 | vs. NY Rangers | Dunham | 4-3 |
| Sergei Gonchar | 11/1/05 | 1:01 | @ New Jersey | Clemmensen | 4-3 |
| Sidney Crosby | 11/16/05 | 4:13 | @ Philadelphia | Niittymaki | 3-2 |
| Sidney Crosby | 12/31/05 | 3:31 | vs. NY Rangers | Lundqvist | 4-3 |
| Sidney Crosby | 3/24/06 | 3:28 | vs. NY Islanders | DiPietro | 4-3 |
| Sergei Gonchar | 10/19/06 | 3:33 | @ NY Islanders | Dunham | 4-3 |
| Evgeni Malkin | 11/1/06 | 2:45 | @ Los Angeles | Cloutier | 4-3 |
| Colby Armstrong | 12/9/06 | 3:51 | @ Atlanta | Lehtonen | 4-3 |
| Jordan Staal | 2/10/07 | 3:54 | @ Toronto | Raycroft | 6-5 |
| Colby Armstrong | 2/22/07 | 2:39 | @ Florida | Belfour | 2-1 |
| Colby Armstrong | 3/10/07 | 1:19 | vs. NY Rangers | Lundqvist | 3-2 |
| Sergei Gonchar | 12/27/07 | 1:33 | vs. Washington | Kolzig | 4-3 |
| Tyler Kennedy | 10/4/08 | 4:35 | @ Ottawa | Gerber | 4-3 |
| Pascal Dupuis | 10/14/08 | 4:49 | vs. Philadelphia | Niittymaki | 3-2 |
| Ruslan Fedotenko | 11/11/08 | 3:49 | @ Detroit | Osgood | 7-6 |
| Sidney Crosby | 12/22/08 | 0:43 | @ Buffalo | Miller | 4-3 |
| Evgeni Malkin | 2/4/09 | 4:44 | vs. Tampa Bay | McKenna | 4-3 |
| Evgeni Malkin | 2/27/09 | 1:36 | @ Chicago | Niemi | 5-4 |
| Pascal Dupuis | 11/14/09 | 1:24 | vs. Boston | Thomas | 6-5 |
| Sidney Crosby | 11/23/09 | 3:07 | @ Florida | Vokoun | 3-2 |
| Evgeni Malkin | 12/12/09 | 0:37 | vs. Florida | Vokoun | 3-2 |
| Evgeni Malkin | 3/4/10 | 3:42 | @ NY Rangers | Lundqvist | 5-4 |
| Jordan Leopold | 4/3/10 | 2:50 | vs. Atlanta | Hedberg | 4-3 |
| Jordan Leopold | 4/11/10 | 4:25 | @ NY Islanders | Roloson | 6-5 |
| Alex Goligoski | 10/15/10 | 1:51 | vs. NY Islanders | DiPietro | 3-2 |
| Kris Letang | 10/21/10 | 3:49 | @ Nashville | Rinne | 4-3 |
| Jordan Staal | 2/10/11 | 4:41 | vs. Los Angeles | Quick | 2-1 |
| Tyler Kennedy | 2/16/11 | 4:10 | @ Colorado | Budaj | 3-2 |
| Dustin Jeffrey | 3/5/11 | 1:52 | @ Boston | Thomas | 3-2 |
| Kris Letang | 11/26/11 | 2:09 | @ Montreal | Price | 4-3 |
| Evgeni Malkin | 1/22/12 | 1:31 | vs. Washington | Neuvirth | 4-3 |
| Brandon Sutter | 3/2/13 | 0:52 | @ Montreal | Price | 7-6 |
| Tyler Kennedy | 3/24/13 | 2:33 | vs. Philadelphia | Bryzgalov | 2-1 |
| Sidney Crosby | 12/3/13 | 3:44 | @ NY Islanders | Nilsson | 4-3 |
| James Neal | 12/27/13 | 1:03 | @ Carolina | Peters | 4-3 |
| James Neal | 2/3/14 | 1:55 | vs. Ottawa | Anderson | 2-1 |
| James Neal | 3/22/14 | 1:27 | vs. Tampa Bay | Lindback | 4-3 |
| Evgeni Malkin | 11/24/14 | 0:32 | @ Boston | Rask | 3-2 |
| Blake Comeau | 11/26/14 | 2:53 | vs. Toronto | Bernier | 4-3 |
| Blake Comeau | 12/18/14 | 2:24 | vs. Colorado | Pickard | 1-0 |
| Sidney Crosby | 1/10/15 | 3:41 | @ Montreal | Price | 2-1 |

| PLAYER | DATE | TIME | OPPONENT | GOALIE | SCORE |
|------------------|----------|------|------------------|------------|-------|
| Simon Despres | 1/30/15 | 2:21 | @ New Jersey | Schneider | 2-1 |
| Patric Hornqvist | 3/7/15 | 1:44 | @ Los Angeles | Quick | 1-0 |
| Evgeni Malkin | 10/20/15 | 1:21 | vs. Florida | Luongo | 3-2 |
| Phil Kessel | 10/24/15 | 0:41 | @ Nashville | Rinne | 2-1 |
| Evgeni Malkin | 11/25/15 | 1:03 | vs. St. Louis | Allen | 4-3 |
| Kris Letang | 2/6/16 | 1:27 | @ Florida | Luongo | 3-2 |
| Sidney Crosby | 3/27/16 | 4:30 | @ NY Rangers | Lundqvist | 3-2 |
| Sidney Crosby | 4/7/16 | 4:00 | @ Washington | Holtby | 4-3 |
| Kris Letang | 11/18/16 | 1:24 | @ NY Islanders | Halak | 3-2 |
| Bryan Rust | 12/14/16 | 1:24 | vs. Boston | Rask | 4-3 |
| Evgeni Malkin | 12/31/16 | 1:54 | vs. Montreal | Price | 4-3 |
| Conor Sheary | 1/16/17 | 0:34 | vs. Washington | Grubauer | 8-7 |
| Phil Kessel | 2/3/17 | 3:15 | vs. Columbus | Bobrovsky | 4-3 |
| Sidney Crosby | 2/16/17 | 4:38 | vs. Winnipeg | Hellebuyck | 4-3 |
| Evgeni Malkin | 10/17/17 | 0:58 | @ NY Rangers | Lundqvist | 5-4 |
| Phil Kessel | 10/24/17 | 0:42 | vs. Edmonton | Talbot | 2-1 |
| Phil Kessel | 10/26/17 | 1:07 | vs. Winnipeg | Hellebuyck | 2-1 |
| Conor Sheary | 11/14/17 | 0:16 | vs. Buffalo | Lehner | 5-4 |
| Sidney Crosby | 11/27/17 | 1:48 | vs. Philadelphia | Elliott | 5-4 |
| Matt Hunwick | 12/7/17 | 1:29 | vs. NY Islanders | Halak | 4-3 |
| Evgeni Malkin | 1/7/18 | 2:51 | vs. Boston | Rask | 6-5 |
| Sidney Crosby | 3/3/18 | 3:48 | vs. NY Islanders | Gibson | 3-2 |
| Justin Schultz | 3/5/18 | 2:36 | vs. Calgary | Gillies | 4-3 |
| Bryan Rust | 3/25/18 | 2:25 | vs. Philadelphia | Mrazek | 5-4 |
| Sidney Crosby | 3/29/18 | 0:19 | @ New Jersey | Kinkaid | 4-3 |
| Phil Kessel | 4/5/18 | 1:06 | @ Columbus | Bobrovsky | 5-4 |

Losses

| PLAYER | DATE | TIME | OPPONENT | GOALIE | SCORE |
|-----------------|----------|------|------------------|-------------|-------|
| Lucien Deblois | 10/12/83 | 1:34 | vs. Winnipeg | Dion | 4-3 |
| Bobby Clarke | 11/20/83 | 2:43 | @ Philadelphia | Herron | 5-4 |
| Paul MacLean | 1/18/84 | 1:28 | vs. Winnipeg | Dion | 5-4 |
| Dave Andreychuk | 2/8/84 | 0:35 | vs. Buffalo | Herron | 6-5 |
| Mark Osborne | 2/26/84 | 2:18 | @ NY Rangers | Herron | 4-3 |
| Tiger Williams | 11/16/85 | 3:10 | @ Los Angeles | Romano | 4-3 |
| Murray Craven | 12/22/85 | 2:12 | @ Philadelphia | Meloche | 3-2 |
| Ilkka Sinisalo | 4/5/86 | 1:59 | vs. Philadelphia | Meloche | 4-3 |
| Steve Thomas | 12/13/86 | 4:36 | @ Toronto | Romano | 3-2 |
| Mike Bossy | 12/23/86 | 3:25 | @ NY Islanders | Romano | 4-3 |
| Mike Gartner | 1/1/87 | 1:30 | @ Washington | Romano | 4-3 |
| Tomas Sandstrom | 3/14/87 | 1:05 | vs. NY Rangers | Riggin | 3-2 |
| Kevin Dineen | 1/9/88 | 0:55 | @ Hartford | Meloche | 5-4 |
| Mario Marois | 2/23/88 | 2:40 | vs. Winnipeg | Pietrangelo | 4-3 |
| Dave Taylor | 3/7/89 | 2:37 | @ Los Angeles | Barrasso | 3-2 |

| PLAYER | DATE | TIME | OPPONENT | GOALIE | SCORE |
|-------------------|----------|------|------------------|-------------|-------|
| Don Maloney | 2/6/90 | 4:28 | vs. NY Islanders | Barrasso | 8-7 |
| Craig MacTavish | 3/6/90 | 1:17 | @ Edmonton | Pietrangelo | 4-3 |
| Uwe Krupp | 3/31/90 | 1:00 | vs. Buffalo | Barrasso | 3-2 |
| Tony Granato | 11/17/90 | 0:52 | @ Los Angeles | Pietrangelo | 2-1 |
| Patrick Flatley | 12/23/90 | 4:29 | vs. NY Islanders | Pietrangelo | 4-3 |
| Donald Audette | 1/23/92 | 3:25 | vs. Buffalo | Young | 5-4 |
| Tony Amonte | 2/21/94 | 0:08 | @ NY Rangers | Barrasso | 4-3 |
| Randy Burridge | 3/15/94 | 0:40 | vs. Washington | Barrasso | 5-4 |
| Rod Brind'Amour | 4/16/95 | 1:30 | @ Philadelphia | Wregget | 4-3 |
| Yanic Perreault | 10/21/95 | 0:40 | vs. Los Angeles | Wregget | 3-2 |
| Steve Thomas | 3/9/96 | 0:21 | vs. New Jersey | Barrasso | 4-3 |
| Shawn Burr | 10/5/96 | 1:37 | vs. Tampa Bay | Barrasso | 4-3 |
| Adam Oates | 11/14/96 | 1:05 | @ Boston | Wregget | 2-1 |
| Valeri Kamensky | 1/23/97 | 3:55 | vs. Colorado | Lalime | 4-3 |
| Brendan Shanahan | 2/8/97 | 2:01 | vs. Detroit | Lalime | 6-5 |
| Valeri Kamensky | 1/3/98 | 3:04 | vs. Colorado | Skudra | 5-4 |
| Alexandre Daigle | 3/8/98 | 4:03 | @ Philadelphia | Wregget | 4-3 |
| Dixon Ward | 3/28/99 | 2:27 | @ Buffalo | Aubin | 4-3 |
| Teemu Selanne | 10/27/99 | 3:38 | @ Anaheim | Aubin | 2-1 |
| Sergei Fedorov | 11/12/99 | 0:36 | @ Detroit | Aubin | 3-2 |
| Mike Wilson | 11/20/99 | 2:57 | @ Florida | Aubin | 2-1 |
| Mats Sundin | 12/4/99 | 0:27 | @ Toronto | Barrasso | 3-2 |
| Adam Oates | 12/29/99 | 4:32 | @ Washington | Aubin | 3-2 |
| Luke Richardson | 2/24/00 | 4:51 | @ Philadelphia | Aubin | 4-3 |
| Joe Sakic | 11/13/00 | 3:56 | @ Colorado | Snow | 3-2 |
| Darryl Sydor | 1/19/01 | 0:42 | @ Dallas | Snow | 6-5 |
| John LeClair | 4/7/01 | 4:39 | @ Philadelphia | Snow | 4-3 |
| Pavol Demitra | 10/20/01 | 3:35 | @ St. Louis | Hedberg | 2-1 |
| Vaclav Prospal | 11/10/01 | 4:29 | @ Tampa Bay | Aubin | 3-2 |
| Marty Murray | 1/29/02 | 1:47 | @ Philadelphia | Aubin | 3-2 |
| Brian Rafalski | 2/9/02 | 4:51 | vs. New Jersey | Hedberg | 2-1 |
| Oleg Petrov | 3/30/02 | 1:32 | @ Montreal | Hedberg | 2-1 |
| Valeri Bure | 11/6/02 | 2:19 | @ Florida | Hedberg | 4-3 |
| Donald Audette | 11/18/02 | 1:12 | @ Montreal | Hedberg | 5-4 |
| Andrei Markov | 11/20/02 | 2:25 | vs. Montreal | Aubin | 3-2 |
| Mathieu Schneider | 12/14/02 | 4:22 | @ Los Angeles | Hedberg | 3-2 |
| Ilya Kovalchuk | 12/30/02 | 4:40 | vs. Atlanta | Aubin | 3-2 |
| Patrik Elias | 11/21/03 | 0:39 | @ New Jersey | Fleury | 2-1 |
| Markus Naslund | 12/9/03 | 0:24 | @ Vancouver | Fleury | 4-3 |
| Jeff O'Neill | 12/18/03 | 2:14 | @ Carolina | Caron | 2-1 |
| Eric Boguniecki | 2/14/04 | 2:06 | @ St. Louis | Caron | 2-1 |
| Glen Murray | 10/8/05 | 1:23 | vs. Boston | Caron | 7-6 |
| Jochen Hecht | 10/10/05 | 4:39 | @ Buffalo | Fleury | 3-2 |
| Mike Rathje | 10/14/05 | 3:17 | @ Philadelphia | Caron | 6-5 |

| PLAYER | DATE | TIME | OPPONENT | GOALIE | SCORE |
|-----------------------|----------|------|------------------|----------|-------|
| Stephen Weiss | 10/25/05 | 0:53 | vs. Florida | Thibault | 4-3 |
| Chris Drury | 12/16/05 | 1:32 | vs. Buffalo | Fleury | 4-3 |
| Tomas Kaberle | 12/27/05 | 2:26 | vs. Toronto | Fleury | 3-2 |
| Bryan McCabe | 1/2/06 | 1:02 | @ Toronto | Thibault | 3-2 |
| Brian Gionta | 4/2/06 | 2:22 | vs. New Jersey | Fleury | 3-2 |
| Teemu Selanne | 11/6/06 | 0:44 | @ Anaheim | Thibault | 3-2 |
| Vincent Lecavalier | 11/8/06 | 2:41 | vs. Tampa Bay | Fleury | 4-3 |
| Martin Straka | 11/25/06 | 4:57 | vs. NY Rangers | Fleury | 2-1 |
| Sheldon Souray | 2/4/07 | 2:01 | @ Montreal | Fleury | 4-3 |
| Tomas Kaberle | 3/31/07 | 3:55 | @ Toronto | Fleury | 5-4 |
| Jason Strudwick | 11/17/07 | 1:40 | vs. NY Rangers | Fleury | 4-3 |
| Zach Parise | 2/4/08 | 0:37 | @ New Jersey | Conklin | 4-3 |
| Daniel Alfredsson | 2/23/08 | 4:56 | vs. Ottawa | Conklin | 4-3 |
| Chris Drury | 3/31/08 | 1:46 | @ NY Rangers | Fleury | 2-1 |
| Zach Parise | 10/11/08 | 4:22 | vs. New Jersey | Fleury | 2-1 |
| Jamie Langenbrunner | 1/30/09 | 4:00 | @ New Jersey | Fleury | 4-3 |
| Anton Babchuk | 4/4/09 | 1:11 | @ Carolina | Fleury | 3-2 |
| Kris Versteeg | 12/5/09 | 2:38 | vs. Chicago | Fleury | 2-1 |
| Mike Knuble | 2/7/10 | 2:49 | @ Washington | Fleury | 5-4 |
| Olli Jokinen | 2/12/10 | 1:02 | vs. NY Rangers | Fleury | 3-2 |
| Brian Pothier | 3/11/10 | 0:23 | @ Carolina | Johnson | 4-3 |
| Jamie McBain | 3/20/10 | 4:59 | vs. Carolina | Fleury | 3-2 |
| Erik Johnson | 10/23/10 | 0:50 | @ St. Louis | Johnson | 1-0 |
| Ryan Callahan | 11/15/10 | 3:38 | vs. NY Rangers | Fleury | 3-2 |
| Patrick Marleau | 2/23/11 | 4:56 | vs. San Jose | Fleury | 3-2 |
| Mikhail Grabovski | 3/2/11 | 0:42 | @ Toronto | Fleury | 3-2 |
| Ilya Kovalchuk | 3/4/11 | 4:35 | @ New Jersey | Johnson | 2-1 |
| Dennis Wideman | 10/13/11 | 2:48 | vs. Washington | Johnson | 3-2 |
| Alex Pietrangelo | 11/23/11 | 4:07 | vs. St. Louis | Fleury | 3-2 |
| Scott Hartnell | 3/18/12 | 4:59 | @ Philadelphia | Fleury | 3-2 |
| Torey Krug | 11/25/13 | 0:34 | @ Boston | Fleury | 4-3 |
| Ryan Nugent-Hopkins | 1/10/14 | 1:01 | @ Edmonton | Zatkoff | 4-3 |
| Daniel Alfredsson | 3/20/14 | 4:59 | @ Detroit | Fleury | 5-4 |
| Mark Streit | 4/12/14 | 2:10 | vs. Philadelphia | Fleury | 4-3 |
| Justin Abdelkader | 10/23/14 | 4:16 | @ Detroit | Greiss | 4-3 |
| Kevin Klein | 12/8/14 | 3:45 | @ NY Rangers | Fleury | 4-3 |
| Patrice Bergeron | 1/7/15 | 2:43 | vs. Boston | Fleury | 3-2 |
| Claude Giroux | 1/20/15 | 3:57 | @ Philadelphia | Greiss | 3-2 |
| Alex Steen | 3/24/15 | 0:35 | vs. St. Louis | Fleury | 3-2 |
| Mark Stone | 4/7/15 | 2:43 | @ Ottawa | Fleury | 4-3 |
| Cam Atkinson | 11/27/15 | 2:42 | @ Columbus | Fleury | 2-1 |
| Artemi Panarin | 1/5/16 | 3:47 | vs. Chicago | Fleury | 3-2 |
| Jeff Skinner | 1/12/16 | 3:02 | @ Carolina | Fleury | 3-2 |
| Vladislav Namestnikov | 1/15/16 | 2:11 | @ Tampa Bay | Fleury | 5-4 |

| PLAYER | DATE | TIME | OPPONENT | GOALIE | SCORE |
|-------------------|----------|------|-----------------|---------|-------|
| Gabriel Landeskog | 10/17/16 | 0:22 | vs. Colorado | Fleury | 4-3 |
| Nic Dowd | 11/3/16 | 2:37 | @ Los Angeles | Fleury | 3-2 |
| Tyler Toffoli | 12/16/16 | 1:00 | vs. Los Angeles | Murray | 1-0 |
| Jake Gardiner | 12/17/16 | 2:00 | @ Toronto | Fleury | 2-1 |
| Connor Murphy | 2/11/17 | 4:38 | @ Arizona | Fleury | 4-3 |
| Brandon Dubinsky | 2/17/17 | 1:04 | @ Columbus | Murray | 2-1 |
| Alex Pietrangelo | 10/4/17 | 1:15 | vs. St. Louis | Murray | 5-4 |
| Mark Giordano | 11/2/17 | 2:19 | @ Calgary | Jarry | 2-1 |
| Mika Zibanejad | 3/14/18 | 2:53 | @ NY Rangers | DeSmith | 4-3 |
| Taylor Hall | 3/23/18 | 0:27 | vs. New Jersey | Murray | 4-3 |

Overtime Scoring

| PLAYER | G | A | PTS |
|-----------------------|-----------|-----------|-----------|
| Sidney Crosby | 13 | 15 | 28 |
| Evgeni Malkin | 12 | 15 | 27 |
| Mario Lemieux | 11 | 11 | 22 |
| Kris Letang | 4 | 17 | 21 |
| Jaromir Jagr | 9 | 5 | 14 |
| Phil Kessel | 5 | 8 | 13 |
| Alexei Kovalev | 4 | 4 | 8 |
| Sergei Gonchar | 3 | 5 | 8 |
| Jordan Staal | 2 | 5 | 7 |
| Martin Straka | 1 | 6 | 7 |
| James Neal | 3 | 3 | 6 |
| Ron Francis | 1 | 5 | 6 |
| Dick Tarnstrom | 0 | 6 | 6 |
| Justin Schultz | 1 | 4 | 5 |
| Aleksey Morozov | 4 | 1 | 5 |
| Kevin Stevens | 3 | 2 | 5 |
| Larry Murphy | 1 | 4 | 5 |
| Colby Armstrong | 3 | 1 | 4 |
| Tyler Kennedy | 3 | 1 | 4 |
| Ryan Malone | 3 | 1 | 4 |
| Pascal Dupuis | 2 | 2 | 4 |
| Jan Hrdina | 2 | 2 | 4 |
| Paul Coffey | 0 | 4 | 4 |
| Bryan Rust | 2 | 1 | 3 |
| Rob Brown | 2 | 1 | 3 |
| Kevin Hatcher | 2 | 1 | 3 |
| Randy Hillier | 2 | 1 | 3 |
| Kip Miller | 2 | 1 | 3 |
| Doug Bodger | 1 | 2 | 3 |
| Phil Bourque | 1 | 2 | 3 |
| Alex Goligoski | 1 | 2 | 3 |
| Ric Jackman | 1 | 2 | 3 |
| Michal Rozsival | 1 | 2 | 3 |
| Craig Simpson | 1 | 2 | 3 |
| Scott Young | 1 | 2 | 3 |
| Jiri Slegr | 0 | 3 | 3 |
| German Titov | 0 | 3 | 3 |
| Warren Young | 0 | 3 | 3 |
| Blake Comeau | 2 | 0 | 2 |
| Jordan Leopold | 2 | 0 | 2 |
| Conor Sheary | 2 | 0 | 2 |

| PLAYER | G | A | PTS |
|-------------------------|----------|----------|----------|
| Randy Cunneynworth | 1 | 1 | 2 |
| Simon Despres | 1 | 1 | 2 |
| Dan Frawley | 1 | 1 | 2 |
| Hans Jonsson | 1 | 1 | 2 |
| Robert Lang | 1 | 1 | 2 |
| Troy Loney | 1 | 1 | 2 |
| Moe Mantha | 1 | 1 | 2 |
| Mark Recchi | 1 | 1 | 2 |
| Paul Stanton | 1 | 1 | 2 |
| Brandon Sutter | 1 | 1 | 2 |
| Billy Tibbetts | 1 | 1 | 2 |
| Stu Barnes | 0 | 2 | 2 |
| Kris Beech | 0 | 2 | 2 |
| John Cullen | 0 | 2 | 2 |
| Mike Eastwood | 0 | 2 | 2 |
| Deryk Engelland | 0 | 2 | 2 |
| Darius Kasparaitis | 0 | 2 | 2 |
| Brooks Orpik | 0 | 2 | 2 |
| Tomas Sandstrom | 0 | 2 | 2 |
| Bryan Smolinski | 0 | 2 | 2 |
| Maxime Talbot | 0 | 2 | 2 |
| Ryan Whitney | 0 | 2 | 2 |
| Zarley Zalapski | 0 | 2 | 2 |
| Patric Hornqvist | 1 | 0 | 1 |
| Wayne Babych | 1 | 0 | 1 |
| Randy Carlyle | 1 | 0 | 1 |
| Ruslan Fedotenko | 1 | 0 | 1 |
| Randy Gilhen | 1 | 0 | 1 |
| Shawn Heins | 1 | 0 | 1 |
| Matt Hunwick | 1 | 0 | 1 |
| Dustin Jeffrey | 1 | 0 | 1 |
| Chris Kontos | 1 | 0 | 1 |
| Joe Mullen | 1 | 0 | 1 |
| Fredrik Olausson | 1 | 0 | 1 |
| Randy Robitaille | 1 | 0 | 1 |
| Ulf Samuelsson | 1 | 0 | 1 |
| Doug Shedden | 1 | 0 | 1 |
| Charlie Simmer | 1 | 0 | 1 |
| Marc Bergevin | 0 | 1 | 1 |
| Robert Bortuzzo | 0 | 1 | 1 |
| John Chabot | 0 | 1 | 1 |

| PLAYER | G | A | PTS |
|-----------------|---|---|-----|
| Trevor Daley | 0 | 1 | 1 |
| Ron Duguay | 0 | 1 | 1 |
| Mark Eaton | 0 | 1 | 1 |
| Nils Ekman | 0 | 1 | 1 |
| Bob Errey | 0 | 1 | 1 |
| Rico Fata | 0 | 1 | 1 |
| Andrew Ference | 0 | 1 | 1 |
| Lee Giffin | 0 | 1 | 1 |
| Bill Guerin | 0 | 1 | 1 |
| Dave Hannan | 0 | 1 | 1 |
| Jussi Jokinen | 0 | 1 | 1 |
| Rick Kehoe | 0 | 1 | 1 |
| Milan Kraft | 0 | 1 | 1 |
| Janne Laukkanen | 0 | 1 | 1 |
| Ben Lovejoy | 0 | 1 | 1 |
| Norm Maciver | 0 | 1 | 1 |
| Paul Martin | 0 | 1 | 1 |
| Josef Melichar | 0 | 1 | 1 |
| Matt Niskanen | 0 | 1 | 1 |
| Tom O'Regan | 0 | 1 | 1 |
| Michel Ouellet | 0 | 1 | 1 |
| Wilf Paiment | 0 | 1 | 1 |
| Lasse Pirjeta | 0 | 1 | 1 |
| Steve Poapst | 0 | 1 | 1 |
| Stephane Richer | 0 | 1 | 1 |
| Gary Rissling | 0 | 1 | 1 |
| Gord Roberts | 0 | 1 | 1 |
| Miroslav Satan | 0 | 1 | 1 |
| Rob Scuderi | 0 | 1 | 1 |
| Ville Siren | 0 | 1 | 1 |
| Tony Tanti | 0 | 1 | 1 |
| Rick Tocchet | 0 | 1 | 1 |

SHOOTOUT

All-Time Record

| YEAR | OVERALL | | | HOME | | | ROAD | | |
|---------------|------------|-----------|-----------|-----------|-----------|-----------|-----------|-----------|-----------|
| | GP | W | L | GP | W | L | GP | W | L |
| 2005-06 | 7 | 1 | 6 | 4 | 1 | 3 | 3 | 0 | 3 |
| 2006-07 | 16 | 10 | 6 | 8 | 5 | 3 | 8 | 5 | 3 |
| 2007-08 | 11 | 7 | 4 | 5 | 2 | 3 | 6 | 5 | 1 |
| 2008-09 | 12 | 6 | 6 | 5 | 3 | 2 | 7 | 3 | 4 |
| 2009-10 | 10 | 8 | 2 | 4 | 3 | 1 | 6 | 5 | 1 |
| 2010-11 | 13 | 10 | 3 | 3 | 3 | 0 | 10 | 7 | 3 |
| 2011-12 | 12 | 9 | 3 | 5 | 5 | 0 | 7 | 4 | 3 |
| 2012-13 | 3 | 3 | 0 | 1 | 1 | 0 | 2 | 2 | 0 |
| 2013-14 | 10 | 7 | 3 | 6 | 3 | 3 | 4 | 4 | 0 |
| 2014-15 | 10 | 4 | 6 | 4 | 2 | 2 | 6 | 2 | 4 |
| 2015-16 | 8 | 4 | 4 | 6 | 3 | 3 | 2 | 1 | 1 |
| 2016-17 | 9 | 4 | 5 | 4 | 2 | 2 | 5 | 2 | 3 |
| 2017-18 | 4 | 2 | 2 | 2 | 2 | 0 | 2 | 0 | 2 |
| TOTALS | 125 | 75 | 50 | 57 | 35 | 22 | 68 | 40 | 28 |

All-Time vs. Each Team

| TEAM | SHOOTOUTS AGAINST | W-L |
|-------------|-------------------|-----|
| Anaheim | 1 | 1-0 |
| Arizona | 1 | 1-0 |
| Boston | 4 | 2-2 |
| Buffalo | 5 | 4-1 |
| Calgary | 3 | 1-2 |
| Carolina | 6 | 5-1 |
| Chicago | 4 | 1-3 |
| Colorado | 1 | 1-0 |
| Columbus | 5 | 3-2 |
| Dallas | 3 | 2-1 |
| Detroit | 3 | 3-0 |
| Edmonton | 3 | 1-2 |
| Florida | 6 | 4-2 |
| Los Angeles | 2 | 1-1 |
| Minnesota | 1 | 0-1 |
| Montreal | 8 | 4-4 |

| TEAM | SHOOTOUTS AGAINST | W-L |
|---------------|-------------------|--------------|
| Nashville | 2 | 0-2 |
| New Jersey | 3 | 2-1 |
| NY Islanders | 13 | 5-8 |
| NY Rangers | 10 | 6-4 |
| Ottawa | 8 | 5-3 |
| Philadelphia | 5 | 5-0 |
| St. Louis | 1 | 1-0 |
| San Jose | 5 | 2-3 |
| Tampa Bay | 2 | 0-2 |
| Toronto | 6 | 5-1 |
| Vancouver | 4 | 4-0 |
| Vegas | 0 | 0-0 |
| Washington | 6 | 4-2 |
| Winnipeg | 4 | 2-2 |
| TOTALS | 125 | 75-50 |

All-Time Results

| DATE | OPPONENT | W/L | WINNING GOAL | WINNING GOALIE | LOSING GOALIE | SHOOTOUT SCORE | FINAL SCORE |
|----------|------------------|-----|--------------|----------------|---------------|----------------|-------------|
| 10/7/05 | @ Carolina | L | Stillman | Ward | Caron | 1-0 | 3-2 |
| 11/10/05 | vs. Montreal | W | Crosby | Thibault | Theodore | 1-0 | 3-2 |
| 11/14/05 | vs. NY Islanders | L | Blake | DiPietro | Thibault | 3-2 | 3-2 |
| 1/26/06 | @ NY Islanders | L | Satan | Dubielewicz | Caron | 1-0 | 4-3 |
| 2/4/06 | vs. NY Islanders | L | Satan | DiPietro | Fleury | 2-0 | 5-4 |
| 3/7/06 | vs. Tampa Bay | L | Richards | Grahame | Fleury | 2-0 | 5-4 |
| 4/15/06 | @ NY Islanders | L | Nilsson | DiPietro | Caron | 4-3 | 5-4 |
| 11/22/06 | vs. Boston | L | Sturm | Thomas | Fleury | 1-0 | 4-3 |
| 12/7/06 | @ NY Rangers | L | Shanahan | Lundqvist | Fleury | 1-0 | 3-2 |
| 12/11/06 | @ Washington | W | Malkin | Fleury | Kolzig | 2-1 | 5-4 |
| 12/21/06 | @ Atlanta | L | Kozlov | Lehtonen | Thibault | 2-0 | 4-3 |
| 1/7/07 | vs. Tampa Bay | L | St. Louis | Holmqvist | Fleury | 1-0 | 3-2 |
| 1/18/07 | @ Boston | L | Kessel | Toivonen | Fleury | 2-1 | 5-4 |
| 1/26/07 | @ Dallas | W | Christensen | Fleury | Turco | 1-0 | 4-3 |
| 2/1/07 | vs. Montreal | W | Malkin | Fleury | Aebischer | 2-1 | 5-4 |
| 2/8/07 | @ Philadelphia | W | Crosby | Fleury | Niittymaki | 1-0 | 5-4 |
| 2/14/07 | vs. Chicago | W | Christensen | Fleury | Khabibulin | 2-0 | 5-4 |
| 3/1/07 | @ NY Rangers | W | Crosby | Fleury | Lundqvist | 1-0 | 4-3 |
| 3/4/07 | vs. Philadelphia | W | Christensen | Fleury | Biron | 2-0 | 4-3 |
| 3/6/07 | @ Ottawa | W | Crosby | Thibault | Emery | 2-1 | 5-4 |
| 3/8/07 | vs. New Jersey | L | Elias | Brodeur | Fleury | 1-0 | 4-3 |
| 3/13/07 | vs. Buffalo | W | Crosby | Fleury | Miller | 2-1 | 5-4 |
| 3/18/07 | vs. Ottawa | W | Ruutu | Fleury | Emery | 1-0 | 4-3 |
| 10/19/07 | vs. Carolina | W | Crosby | Sabourin | Ward | 3-2 | 4-3 |
| 10/27/07 | vs. Montreal | L | Markov | Price | Sabourin | 1-0 | 4-3 |
| 11/22/07 | @ Ottawa | W | Ruutu | Sabourin | Gerber | 2-1 | 6-5 |
| 12/6/07 | @ Calgary | W | Letang | Sabourin | Kiprusoff | 2-1 | 3-2 |
| 12/8/07 | @ Vancouver | W | Letang | Sabourin | Luongo | 2-1 | 2-1 |
| 12/20/07 | @ Boston | W | Christensen | Conklin | Thomas | 2-0 | 5-4 |
| 1/1/08 | @ Buffalo | W | Crosby | Conklin | Miller | 2-1 | 2-1 |
| 1/12/08 | @ Atlanta | L | Recchi | Lehtonen | Conklin | 1-0 | 3-2 |
| 1/21/08 | vs. Washington | L | Semin | Kolzig | Conklin | 2-1 | 6-5 |
| 2/24/08 | vs. San Jose | L | Roenick | Nabokov | Conklin | 3-2 | 2-1 |
| 3/2/08 | vs. Atlanta | W | Letang | Fleury | Lehtonen | 1-0 | 3-2 |
| 10/20/08 | @ Boston | W | Malkin | Sabourin | Thomas | 2-1 | 2-1 |
| 10/25/08 | @ NY Rangers | L | Sjostrom | Lundqvist | Fleury | 1-0 | 3-2 |
| 11/8/08 | @ NY Islanders | W | Sykora | Sabourin | MacDonald | 1-0 | 4-3 |
| 11/13/08 | vs. Philadelphia | W | Goligoski | Sabourin | Biron | 1-0 | 5-4 |
| 11/18/08 | vs. Minnesota | L | Zidlicky | Backstrom | Sabourin | 1-0 | 2-1 |
| 12/3/08 | @ NY Rangers | L | Zherdev | Lundqvist | Sabourin | 3-1 | 3-2 |
| 2/11/09 | vs. San Jose | W | Crosby | Fleury | Boucher | 1-0 | 2-1 |
| 2/16/09 | @ NY Islanders | L | Tambellini | MacDonald | Fleury | 2-1 | 3-2 |
| 3/8/09 | @ Washington | W | Crosby | Fleury | Theodore | 1-0 | 4-3 |
| 3/10/09 | vs. Florida | W | Letang | Fleury | Vokoun | 2-0 | 4-3 |
| 3/12/09 | @ Columbus | L | Huselius | Mason | Fleury | 1-0 | 4-3 |

| DATE | OPPONENT | W/L | WINNING GOAL | WINNING GOALIE | LOSING GOALIE | SHOOTOUT SCORE | FINAL SCORE |
|----------|------------------|-----|--------------|----------------|---------------|----------------|-------------|
| 3/14/09 | vs. Ottawa | L | Comrie | Elliott | Fleury | 2-1 | 4-3 |
| 10/3/09 | @ NY Islanders | W | Letang | Fleury | Roloson | 2-0 | 4-3 |
| 10/14/09 | @ Carolina | W | Kunitz | Fleury | Ward | 2-1 | 3-2 |
| 10/23/09 | vs. Florida | W | Crosby | Johnson | Vokoun | 1-0 | 3-2 |
| 10/30/09 | @ Columbus | W | Crosby | Johnson | Mason | 1-0 | 4-3 |
| 12/17/09 | @ Philadelphia | W | Letang | Fleury | Boucher | 2-0 | 3-2 |
| 12/19/09 | @ Buffalo | W | Letang | Fleury | Lalime | 1-0 | 2-1 |
| 1/31/10 | vs. Detroit | W | Crosby | Fleury | Howard | 2-0 | 2-1 |
| 2/14/10 | vs. Nashville | L | O'Reilly | Ellis | Fleury | 2-0 | 4-3 |
| 3/24/10 | @ Washington | L | Knuble | Theodore | Fleury | 3-2 | 4-3 |
| 3/28/10 | vs. Toronto | W | Crosby | Fleury | Giguere | 2-0 | 5-4 |
| 11/6/10 | @ Phoenix | W | Letestu | Johnson | Bryzgalov | 1-0 | 4-3 |
| 11/19/10 | vs. Carolina | W | Letang | Fleury | Peters | 2-0 | 5-4 |
| 12/23/10 | @ Washington | W | Dupuis | Fleury | Neuvirth | 2-1 | 3-2 |
| 12/29/10 | @ NY Islanders | L | Parenteau | DiPietro | Fleury | 3-2 | 2-1 |
| 1/6/11 | @ Montreal | L | Pouliot | Price | Johnson | 1-0 | 2-1 |
| 2/1/11 | @ NY Rangers | W | Jeffrey | Fleury | Lundqvist | 1-0 | 4-3 |
| 2/20/11 | @ Chicago | L | Kane | Crawford | Fleury | 1-0 | 3-2 |
| 2/26/11 | @ Toronto | W | Kovalev | Fleury | Reimer | 1-0 | 6-5 |
| 3/21/11 | @ Detroit | W | Neal | Johnson | MacDonald | 1-0 | 5-4 |
| 3/24/11 | @ Philadelphia | W | Kunitz | Fleury | Bobrovsky | 2-1 | 2-1 |
| 3/25/11 | vs. New Jersey | W | Neal | Fleury | Brodeur | 1-0 | 1-0 |
| 3/27/11 | vs. Florida | W | Kovalev | Fleury | Clemmensen | 2-0 | 2-1 |
| 4/8/11 | @ NY Islanders | W | Kunitz | Fleury | Montoya | 1-0 | 4-3 |
| 10/6/11 | @ Vancouver | W | Letang | Fleury | Luongo | 2-0 | 4-3 |
| 10/9/11 | @ Edmonton | L | Hemsky | Dubnyk | Johnson | 2-1 | 2-1 |
| 10/27/11 | vs. NY Islanders | W | Malkin | Fleury | DiPietro | 1-0 | 3-2 |
| 11/3/11 | @ San Jose | L | Clowe | Greiss | Fleury | 1-0 | 4-3 |
| 11/5/11 | @ Los Angeles | W | Kunitz | Fleury | Quick | 2-1 | 3-2 |
| 1/17/12 | vs. Carolina | W | Neal | Fleury | Ward | 2-1 | 2-1 |
| 1/20/12 | vs. Montreal | W | Malkin | Fleury | Budaj | 1-0 | 5-4 |
| 1/24/12 | @ St. Louis | W | Kunitz | Fleury | Elliott | 2-1 | 3-2 |
| 1/31/12 | vs. Toronto | W | Malkin | Fleury | Gustavsson | 1-0 | 5-4 |
| 2/7/12 | @ Montreal | L | Plekanec | Price | Fleury | 3-2 | 3-2 |
| 2/29/12 | @ Dallas | W | Dupuis | Fleury | Lehtonen | 3-2 | 4-3 |
| 3/9/12 | vs. Florida | W | Neal | Fleury | Theodore | 2-0 | 2-1 |
| 1/27/13 | @ Ottawa | W | Malkin | Fleury | Anderson | 3-2 | 2-1 |
| 3/10/13 | @ Toronto | W | Neal | Fleury | Reimer | 2-0 | 5-4 |
| 4/5/13 | vs. NY Rangers | W | Jokinen | Fleury | Lundqvist | 1-0 | 2-1 |
| 10/19/13 | vs. Vancouver | W | Malkin | Fleury | Luongo | 1-0 | 4-3 |
| 11/27/13 | vs. Toronto | W | Crosby | Zatkoff | Bernier | 2-0 | 6-5 |
| 12/18/13 | @ NY Rangers | W | Sutter | Fleury | Lundqvist | 1-0 | 4-3 |
| 1/7/14 | @ Vancouver | W | Crosby | Fleury | Lack | 1-0 | 5-4 |
| 2/7/14 | vs. NY Rangers | L | Richards | Lundqvist | Fleury | 2-1 | 4-3 |
| 2/27/14 | vs. Montreal | L | Desharnais | Budaj | Fleury | 1-0 | 6-5 |
| 3/7/14 | @ Anaheim | W | Sutter | Fleury | Hiller | 3-2 | 3-2 |
| 4/6/14 | @ Colorado | W | Jokinen | Fleury | Varlamov | 1-0 | 3-2 |

| DATE | OPPONENT | W/L | WINNING GOAL | WINNING GOALIE | LOSING GOALIE | SHOOTOUT SCORE | FINAL SCORE |
|----------|------------------|-----|--------------|----------------|---------------|----------------|-------------|
| 4/9/14 | vs. Detroit | W | Jokinen | Fleury | Gustavsson | 1-0 | 4-3 |
| 4/13/14 | vs. Ottawa | L | Turriss | Lehner | Zatkoff | 2-0 | 3-2 |
| 11/6/14 | @ Winnipeg | W | Crosby | Fleury | Pavelec | 2-1 | 4-3 |
| 11/15/14 | @ NY Rangers | W | Sutter | Fleury | Lundqvist | 2-1 | 3-2 |
| 11/21/14 | vs. NY Islanders | L | Okposo | Johnson | Fleury | 2-1 | 5-4 |
| 12/13/14 | @ Columbus | L | Johansen | Bobrovsky | Greiss | 2-1 | 4-3 |
| 12/22/14 | @ Florida | L | Barkov | Luongo | Fleury | 1-0 | 4-3 |
| 1/21/15 | vs. Chicago | L | Toews | Crawford | Fleury | 2-0 | 3-2 |
| 2/12/15 | @ Ottawa | W | Perron | Greiss | Lehner | 1-0 | 5-4 |
| 2/15/15 | @ Chicago | L | Sharp | Crawford | Fleury | 3-2 | 2-1 |
| 3/9/15 | @ San Jose | L | Wingels | Niemi | Fleury | 2-1 | 2-1 |
| 3/29/15 | vs. San Jose | W | Perron | Fleury | Stalock | 2-0 | 3-2 |
| 11/11/15 | vs. Montreal | W | Perron | Fleury | Condon | 2-0 | 4-3 |
| 11/28/15 | vs. Edmonton | L | Hendricks | Nilsson | Zatkoff | 2-0 | 3-2 |
| 12/11/15 | vs. Los Angeles | L | Gaborik | Quick | Fleury | 2-1 | 3-2 |
| 12/30/15 | vs. Toronto | L | Parenteau | Bernier | Murray | 2-1 | 3-2 |
| 2/12/16 | @ Carolina | W | Letang | Fleury | Ward | 1-0 | 2-1 |
| 2/15/16 | @ Florida | L | Jokinen | Montoya | Fleury | 2-1 | 2-1 |
| 3/15/16 | vs. NY Islanders | W | Letang | Fleury | Berube | 1-0 | 2-1 |
| 3/29/16 | vs. Buffalo | W | Letang | Murray | Johnson | 2-0 | 5-4 |
| 10/13/16 | vs. Washington | W | Kessel | Fleury | Holtby | 3-2 | 3-2 |
| 11/19/16 | @ Buffalo | L | C. O'Reilly | Nilsson | Fleury | 1-0 | 2-1 |
| 11/26/16 | vs. New Jersey | W | Letang | Murray | Kinkaid | 1-0 | 4-3 |
| 2/7/17 | vs. Calgary | L | Versteeg | Johnson | Murray | 1-0 | 3-2 |
| 3/10/17 | @ Edmonton | W | Kessel | Fleury | Talbot | 2-1 | 3-2 |
| 3/13/17 | @ Calgary | L | Versteeg | Elliott | Fleury | 1-0 | 4-3 |
| 3/23/17 | @ Ottawa | L | Turriss | Condon | Murray | 2-0 | 2-1 |
| 3/24/17 | vs. NY Islanders | L | Tavares | Halak | Fleury | 2-1 | 4-3 |
| 3/31/17 | @ NY Rangers | W | Kessel | Murray | Lundqvist | 2-0 | 4-3 |
| 11/11/17 | @ Nashville | L | Forsberg | Rinne | Jarry | 2-1 | 5-4 |
| 12/21/17 | vs. Columbus | W | Letang | Murray | Bobrovsky | 2-1 | 3-2 |
| 12/27/17 | vs. Columbus | W | Malkin | Murray | Bobrovsky | 2-0 | 5-4 |
| 2/9/18 | @ Dallas | L | Seguin | Lehtonen | Murray | 1-0 | 4-3 |

All-Time Record

| YEAR | OVERALL | | | HOME | | | ROAD | | |
|---------------|------------|------------|-------------|-----------|------------|-------------|-----------|------------|-------------|
| | GOALS | SHOTS | PCT. | GOALS | SHOTS | PCT. | GOALS | SHOTS | PCT. |
| 2005-06 | 6 | 28 | 21.4 | 3 | 16 | 18.8 | 3 | 12 | 25.0 |
| 2006-07 | 17 | 47 | 36.2 | 9 | 24 | 37.5 | 8 | 23 | 34.8 |
| 2007-08 | 17 | 44 | 38.6 | 7 | 20 | 35.0 | 10 | 24 | 41.7 |
| 2008-09 | 11 | 40 | 27.5 | 5 | 20 | 25.0 | 6 | 20 | 30.0 |
| 2009-10 | 15 | 29 | 51.7 | 5 | 11 | 45.5 | 10 | 18 | 55.6 |
| 2010-11 | 16 | 49 | 32.7 | 5 | 8 | 62.5 | 11 | 41 | 26.8 |
| 2011-12 | 19 | 42 | 45.2 | 7 | 14 | 50.0 | 12 | 28 | 42.9 |
| 2012-13 | 6 | 8 | 75.0 | 1 | 3 | 33.3 | 5 | 5 | 100.0 |
| 2013-14 | 11 | 32 | 34.4 | 5 | 17 | 29.4 | 6 | 15 | 40.0 |
| 2014-15 | 12 | 36 | 33.3 | 5 | 11 | 45.5 | 7 | 25 | 28.0 |
| 2015-16 | 9 | 25 | 36.0 | 7 | 17 | 41.2 | 2 | 8 | 25.0 |
| 2016-17 | 9 | 26 | 34.6 | 5 | 13 | 38.5 | 4 | 13 | 30.8 |
| 2017-18 | 5 | 12 | 41.7 | 4 | 6 | 66.7 | 1 | 6 | 16.7 |
| TOTALS | 153 | 418 | 36.6 | 68 | 180 | 37.8 | 85 | 238 | 35.7 |

Penguins Goalies

| PLAYER | REC | SH | SV | GA | PCT. |
|---------------|--------------|------------|------------|------------|-------------|
| Johnson | 4-2 | 20 | 17 | 3 | 85.0 |
| Sabourin | 7-3 | 45 | 34 | 11 | 75.6 |
| Fleury | 53-29 | 269 | 199 | 70 | 74.0 |
| Murray | 5-4 | 22 | 15 | 7 | 68.2 |
| Thibault | 2-2 | 17 | 11 | 6 | 64.7 |
| Greiss | 1-1 | 6 | 4 | 2 | 66.6 |
| Conklin | 2-3 | 15 | 8 | 7 | 53.3 |
| Caron | 0-3 | 10 | 4 | 6 | 40.0 |
| Jarry | 0-1 | 3 | 1 | 2 | 33.3 |
| Zatkoff | 1-2 | 6 | 2 | 4 | 33.3 |
| TOTALS | 75-50 | 413 | 295 | 118 | 71.4 |

Penguins Shooters

| PLAYER | G | S | PCT | PLAYER | G | S | PCT | PLAYER | G | S | PCT |
|----------------------|-----------|-----------|-------------|-------------------------|----------|----------|------------|----------------|------------|------------|-------------|
| Sidney Crosby | 38 | 91 | 41.8 | Alex Goligoski | 1 | 4 | 25.0 | Jani Rita | 0 | 1 | 0.0 |
| Kris Letang | 24 | 64 | 37.5 | Sergei Gonchar | 1 | 4 | 25.0 | Jason Williams | 0 | 1 | 0.0 |
| Evgeni Malkin | 23 | 63 | 36.5 | Mark Letestu | 1 | 4 | 25.0 | Beau Bennett | 0 | 2 | 0.0 |
| Erik Christensen | 14 | 23 | 60.9 | Michel Ouellet | 1 | 4 | 25.0 | Ryan Malone | 0 | 2 | 0.0 |
| James Neal | 9 | 19 | 47.4 | Chris Conner | 0 | 1 | 0.0 | Ziggy Palffy | 0 | 2 | 0.0 |
| Chris Kunitz | 8 | 20 | 40.0 | Matt Cullen | 0 | 1 | 0.0 | Steve Sullivan | 0 | 2 | 0.0 |
| David Perron | 6 | 9 | 66.7 | Simon Despres | 0 | 1 | 0.0 | Bill Guerin | 0 | 3 | 0.0 |
| Petr Sykora | 5 | 15 | 33.3 | Steve Downie | 0 | 1 | 0.0 | Tyler Kennedy | 0 | 3 | 0.0 |
| Jarkko Ruutu | 4 | 8 | 50.0 | Nils Ekman | 0 | 1 | 0.0 | Mario Lemieux | 0 | 3 | 0.0 |
| Phil Kessel | 4 | 11 | 36.4 | Andy Hilbert | 0 | 1 | 0.0 | Nick Bonino | 0 | 4 | 0.0 |
| Alex Kovalev | 3 | 6 | 50.0 | Patric Hornqvist | 0 | 1 | 0.0 | Mark Recchi | 0 | 4 | 0.0 |
| Brandon Sutter | 3 | 6 | 50.0 | Konstantin Koltsov | 0 | 1 | 0.0 | Miroslav Satan | 0 | 4 | 0.0 |
| Pascal Dupuis | 3 | 10 | 30.0 | John LeClair | 0 | 1 | 0.0 | TOTALS | 153 | 418 | 36.7 |
| Jussi Jokinen | 3 | 10 | 30.0 | Cal O'Reilly | 0 | 1 | 0.0 | | | | |
| Dustin Jeffrey | 1 | 1 | 100.0 | Lasse Pirjeta | 0 | 1 | 0.0 | | | | |
| Ryan Whitney | 1 | 3 | 33.3 | Derrick Pouliot | 0 | 1 | 0.0 | | | | |

HAT TRICKS

| PLAYER | DATE | OPP. | GOALIE(S) |
|---------------------|-------|---------|--------------------------|
| 1967-68 (2) | | | |
| Andy Bathgate | 10/18 | VS. MIN | Maniago (2), Bauman |
| Ken Schinkel | 10/21 | VS. CHI | Dejordy |
| 1968-69 (0) | | | |
| 1969-70 (1) | | | |
| Ken Schinkel (2) | 2/4 | @ MIN | Maniago Broderick (2) |
| 1970-71 (2) | | | |
| Glen Sather | 12/19 | VS. DET | McLeod (2), ENG |
| Duane Rupp | 3/24 | VS. DET | Rutherford |
| 1971-72 (1) | | | |
| Bob Leiter | 12/1 | VS. DET | Smith (2), Daley |
| 1972-73 (6) | | | |
| Al McDonough | 10/11 | @ STL | Stephenson |
| Lowell MacDonald | 11/15 | VS. MIN | Gilbert |
| Al McDonough (2) | 11/18 | VS. ATL | Myre |
| Al McDonough (3) | 11/22 | VS. STL | Stephenson |
| Eddie Shack | 11/29 | VS. TOR | Low |
| Syl Apps | 12/13 | VS. NYI | Desjardins |
| 1973-74 (3) | | | |
| L. MacDonald (2) | 11/13 | VS. MIN | Maniago |
| Bob Kelly | 3/24 | VS. DET | Grant |
| L. MacDonald (3) | 3/27 | VS. MIN | Worsley |
| 1974-75 (3) | | | |
| Rick Kehoe | 2/15 | @ TOR | Favell |
| Jean Pronovost | 2/26 | VS. WSH | Belhemeur |
| Pierre Larouche | 3/12 | VS. BOS | Gilbert |
| 1975-76 (9) | | | |
| Jean Pronovost (2) | 11/12 | @ WSH | Wolfe |
| Syl Apps (2) | 12/17 | @ CAL | Meloche |
| Bob Kelly (2) | 12/17 | @ CAL | Meloche |
| Stan Gilbertson | 1/18 | VS. NYR | Wilson (2), Soetaert |
| Pierre Larouche (2) | 2/8 | @ VAN | Smith (2), Lockett |
| Jean Pronovost (3) | 2/19 | VS. TOR | Favell |
| Pierre Larouche (3) | 2/21 | VS. CHI | Villemure |
| L. MacDonald (4) | 2/21 | VS. CHI | Villemure |
| Rick Kehoe (2) | 3/10 | VS. BUF | Smith |
| 1976-77 (2) | | | |
| Rick Kehoe (3) | 10/6 | VS. VAN | Maniago (2), Ridley |
| Pierre Larouche (4) | 2/19 | @ TOR | Palmateer, Thomas (2) |
| 1977-78 (3) | | | |
| Blair Chapman | 11/16 | @ MIN | LoPresti |
| Pete Mahovich | 11/30 | VS. DET | Low |

| PLAYER | DATE | OPP. | GOALIE(S) |
|---------------------|-------|---------|----------------------|
| Wayne Bianchin | 12/31 | VS. CLE | Edwards |
| 1978-79 (3) | | | |
| Orest Kindrachuk | 3/4 | @ COL | Plasse |
| Ron Stackhouse | 3/18 | @ NYR | Thomas |
| Greg Malone | 3/28 | VS. NYR | Soetaert |
| 1979-80 (1) | | | |
| Gary McAdam | 11/28 | VS. QUE | Dion |
| 1980-81 (5) | | | |
| Rick Kehoe (4) | 11/26 | VS. VAN | Brodeur |
| Rick Kehoe (5) | 12/3 | @ TOR | Crha |
| Paul Gardner* | 12/13 | VS. PHI | Myre |
| Rick Kehoe (6) | 1/14 | VS. STL | Staniowski |
| Greg Sheppard | 3/16 | @ EDM | Mio |
| 1981-82 (4) | | | |
| Paul Gardner (2) | 11/7 | VS. PHI | Lindbergh |
| Doug Shedden | 1/2 | VS. HFD | Garrett |
| Rick Kehoe (7) | 1/20 | VS. BOS | Baron |
| Andre St. Laurent | 3/6 | @ QUE | Bouchard |
| 1982-83 (3) | | | |
| Pat Boutette | 10/12 | VS. VAN | Brodeur |
| Pat Boutette (2) | 10/27 | VS. WSH | Parro |
| Rick Kehoe (8) | 12/23 | @ DET | Stefan |
| 1983-84 (3) | | | |
| Andy Brickley | 12/26 | VS. NYR | Weeks |
| Mike Bullard | 1/18 | VS. WPG | Veisor |
| Mark Taylor | 3/29 | @ NYR | Vanbiesbrouck |
| 1984-85 (2) | | | |
| Mike Bullard (2)* | 12/5 | VS. STL | Liut |
| Mike Bullard (3) | 12/26 | VS. NYI | Hrudey |
| 1985-86 (5) | | | |
| Mike Bullard (4) | 12/31 | @ STL | Wamsley |
| Mario Lemieux * | 12/31 | @ STL | Wamsley |
| Mike Bullard (5) | 1/22 | @ EDM | Moog |
| Doug Shedden (2) | 2/15 | VS. VAN | Brodeur |
| Mike Bullard (6) | 2/21 | @ DET | Stefan, LaForest (2) |
| 1986-87 (12) | | | |
| R. Cunneynworth | 10/9 | VS. WSH | Jensen |
| Mario Lemieux (2) | 10/17 | @ BUF | Barrasso |
| Terry Ruskowski | 10/18 | VS. NJD | Friesen |
| Kevin LaVallee | 10/29 | VS. NJD | Chevrier |
| John Chabot | 12/6 | VS. MIN | Beaupre |
| Mario Lemieux (3)* | 12/12 | VS. TOR | Wregget (3), Bester |
| Craig Simpson | 12/22 | @ MTL | Roy |

* = Four Goal Game, # = Five Goal Game

| PLAYER | DATE | OPP. | GOALIE(S) |
|---------------------|------|---------|-------------------------|
| Mario Lemieux [4] | 1/23 | @ VAN | Caprice |
| Mario Lemieux [5] | 2/5 | @ BOS | Ranford |
| R. Cunneyworth [2]* | 3/3 | @ QUE | Gosselin [3], Malarchuk |
| Mario Lemieux [6] | 3/8 | @ WPG | Reddick |
| Mario Lemieux [7] | 3/12 | VS. QUE | Gosselin, ENG [2] |

1987-88 [9]

| | | | |
|--------------------|-------|---------|-----------------|
| Dan Quinn | 10/15 | VS. NYR | Froese |
| Mario Lemieux [8] | 10/15 | VS. NYR | Froese |
| Mario Lemieux [9] | 10/24 | VS. BUF | Cloutier |
| Mario Lemieux [10] | 1/5 | VS. LAK | Healy |
| Mario Lemieux [11] | 1/10 | @ DET | Hanlon |
| Paul Coffey | 1/20 | @ CHI | Mason [2], Pang |
| Dan Quinn [2] | 2/28 | @ CHI | Pang |
| Dan Quinn [3] | 3/7 | @ CGY | Vernon |
| Mario Lemieux [12] | 4/2 | @ WSH | Malarchuk |

1988-89 [13]

| | | | |
|---------------------|-------|---------|-------------------------|
| Mario Lemieux [13] | 10/11 | VS. WSH | Malarchuk [2], Peeters |
| Rob Brown | 10/15 | VS. STL | Riendeau |
| Mario Lemieux [14] | 10/18 | VS. PHI | Hextall |
| Rob Brown [2] | 11/25 | @ WSH | Malarchuk |
| Mario Lemieux [15] | 12/21 | @ TOR | Wregget |
| Mario Lemieux [16]# | 12/31 | VS. NJD | Sauve [3], Terreri, ENG |
| Mario Lemieux [17] | 1/10 | VS. NYI | Hrudey |
| Rob Brown [3] | 1/28 | VS. DET | Stefan [2], Hanlon |
| Rob Brown [4] | 2/5 | @ BOS | Moog |
| Mario Lemieux [18] | 2/14 | VS. BUF | Cloutier |
| Mario Lemieux [19] | 3/12 | @ CHI | Chevrier |
| Mario Lemieux [20] | 3/25 | VS. NJD | Sauve [2], Burke |
| Mario Lemieux [21]* | 3/30 | VS. HFD | Whitmore |

1989-90 [10]

| | | | |
|---------------------|-------|---------|----------------------------------|
| Mario Lemieux [22] | 10/17 | VS. TOR | Bester, ENG [2] |
| Kevin Stevens | 10/31 | VS. LAK | Hrudey |
| Mario Lemieux [23] | 12/2 | @ QUE | Tugnutt |
| Rob Brown [5] | 12/12 | VS. BOS | Moog [2], Lemelin |
| Mario Lemieux [24]* | 1/8 | @ NYR | Froese [2], Vanbiesbrouck [2] |
| Tony Tanti | 1/30 | VS. PHI | Wregget |
| Mario Lemieux [25] | 2/2 | VS. EDM | Exelby [2], ENG |
| Rob Brown [6] | 2/10 | VS. LAK | Hrudey, Gosselin, ENG |
| John Cullen | 2/20 | VS. PHI | Wregget [2], ENG |
| Rob Brown [7] | 3/4 | VS. MIN | Myllys [2], ENG |

1990-91 [5]

| | | | |
|-------------------|-------|---------|-------------------------------|
| Kevin Stevens [2] | 10/25 | VS. QUE | Tanner, Tugnutt [2] |
| Phil Bourque | 12/3 | @ NYR | Vanbiesbrouck, Richter [2] |
| John Cullen [2] | 1/17 | @ TOR | Ing |
| Jaromir Jagr | 2/2 | VS. BOS | Foster |

| PLAYER | DATE | OPP. | GOALIE(S) |
|---------------------|-------|---------|----------------------|
| Mario Lemieux [26] | 3/26 | @ PHI | Peeters |
| 1991-92 [11] | | | |
| Mario Lemieux [27] | 10/15 | @ NYI | Healy |
| Bob Errey | 10/17 | VS. NYI | Healy [2], ENG |
| Kevin Stevens [3] | 11/13 | VS. EDM | Ranford |
| Mark Recchi | 11/18 | @ QUE | Tugnutt |
| Kevin Stevens [4] | 11/18 | @ QUE | Tugnutt |
| Kevin Stevens [5] | 11/29 | @ PHI | Roussel [2], Wregget |
| Kevin Stevens [6] | 12/5 | @ SJS | Irbe, Hayward [2] |
| Joe Mullen* | 12/23 | @ NYI | Healy |
| Joe Mullen [2]* | 12/26 | VS. TOR | Fuhr |
| Joe Mullen [3] | 2/18 | VS. TOR | Wamsley |
| Rick Tocchet | 3/6 | @ SJS | Myllys |

1992-93 [10]

| | | | |
|---------------------|-------|---------|------------------------------|
| Kevin Stevens [7]* | 10/17 | @ HFD | Burke [3], Pietrangelo |
| Mario Lemieux [28] | 10/22 | VS. DET | Cheveldae |
| Kevin Stevens [8] | 12/12 | VS. NJD | Terreri |
| Kevin Stevens [9] | 1/26 | VS. WSH | Beaupre |
| Mario Lemieux [29]* | 3/18 | VS. WSH | Beaupre [3], Hrivnak |
| Mario Lemieux [30]* | 3/20 | VS. PHI | Soderstrom [3], Roussel |
| Rick Tocchet [2] | 4/1 | VS. HFD | Gosselin, Pietrangelo [2] |
| Rick Tocchet [3] | 4/7 | VS. MTL | Roy |
| Joe Mullen [4] | 4/9 | @ NYR | Hirsch, Richter [2] |
| Mario Lemieux [31]# | 4/9 | @ NYR | Hirsch [3], Richter [2] |

1993-94 [2]

| | | | |
|--------------------|------|---------|----------|
| Kevin Stevens [10] | 1/11 | VS. BOS | Blue |
| Martin Straka | 3/8 | VS. BOS | Riendeau |

1994-95 [2]

| | | | |
|------------------|------|---------|----------|
| Jaromir Jagr [2] | 2/14 | VS. BOS | Riendeau |
| Luc Robitaille* | 2/16 | VS. HFD | Reese |

1995-96 [9]

| | | | |
|---------------------|-------|---------|--------------------------------|
| Mario Lemieux [32] | 10/26 | @ NYI | Soderstrom |
| Mario Lemieux [33] | 10/28 | @ NJD | Brodeur |
| Ron Francis | 11/10 | @ SJS | Irbe [2], Flaherty |
| Markus Naslund | 11/28 | VS. OTT | Bales |
| Mario Lemieux [34]* | 11/30 | @ BOS | Bailey [2], Billington [2] |
| Mario Lemieux [35] | 12/30 | VS. FLA | Vanbiesbrouck |
| Mario Lemieux [36] | 1/27 | VS. PHI | Snow [2], Hextall |
| Petr Nedved* | 3/5 | VS. WPG | Khabibulin [2], Roussel [2] |
| Mario Lemieux [37]# | 3/26 | VS. STL | Fuhr, Casey [4] |

1996-97 [4]

| | | | |
|------------------|-------|---------|---------|
| Jaromir Jagr [3] | 11/2 | VS. OTT | Tugnutt |
| Jaromir Jagr [4] | 11/30 | VS. BOS | Ranford |

* = Four Goal Game, # = Five Goal Game

| PLAYER | DATE | OPP. | GOALIE(S) |
|---------------------|-------|---------|------------------------|
| Mario Lemieux [38] | 12/19 | @ STL | Casey |
| Mario Lemieux [39]* | 1/26 | @ MTL | Thibault |
| 1997-98 [3] | | | |
| Ron Francis [2] | 12/29 | VS. NYI | Fichaud, Salo [2] |
| Stu Barnes | 1/10 | VS. NJD | Brodeur |
| Martin Straka [2] | 4/18 | VS. BOS | Dafoe [2], Tallas |
| 1998-99 [2] | | | |
| Stu Barnes [2] | 11/25 | @ WSH | Kolzig |
| Martin Straka [3] | 11/28 | @ MTL | Theodore [2], ENG |
| 1999-00 [3] | | | |
| Aleksey Morozov | 10/7 | @ NJD | Brodeur |
| Jaromir Jagr [5] | 11/26 | VS. OTT | Lalime |
| Jaromir Jagr [6] | 12/30 | VS. NYI | Luongo |
| 2000-01 [9] | | | |
| Jaromir Jagr [7]* | 10/14 | VS. NYR | McLean |
| Alexei Kovalev | 11/8 | VS. PHI | Boucher |
| Jaromir Jagr [8] | 12/16 | @ MTL | Hackett |
| Martin Straka [4] | 1/8 | @ WSH | Kolzig [2], ENG |
| Mario Lemieux [40] | 1/24 | VS. MTL | Theodore |
| Alexei Kovalev [2] | 2/7 | VS. PHI | Cechmanek [2], Boucher |
| Alexei Kovalev [3] | 2/10 | VS. NJD | Brodeur |
| Alexei Kovalev [4] | 2/23 | VS. NYR | Yeremeyev |
| Jaromir Jagr [9] | 3/10 | VS. CGY | Vernon [2], ENG |
| 2001-02 [5] | | | |
| Toby Petersen | 10/16 | VS. OTT | Lalime |
| Alexei Kovalev [5] | 11/13 | @ NJD | Brodeur [2], ENG |
| Alexei Kovalev [6] | 11/14 | VS. NYI | Snow |
| Alexei Kovalev [7] | 1/5 | VS. NYR | Richter |
| Aleksey Morozov [2] | 1/17 | @ CGY | Turek |
| 2002-03 [1] | | | |
| Alexei Kovalev [8] | 1/25 | VS. CHI | Thibault [2], Leighton |
| 2003-04 [0] | | | |
| 2005-06 [1] | | | |
| Mark Recchi [2] | 3/4 | VS. CAR | Ward |
| 2006-07 [6] | | | |
| Sidney Crosby | 10/28 | @ PHI | Niittymaki [2], Esche |
| Nils Ekman | 11/8 | VS. TBL | Holmqvist |
| Ryan Malone | 12/15 | VS. NYI | Dunham [2], DiPietro |
| Mark Recchi [3] | 1/20 | VS. TOR | Raycroft |
| Jordan Staal | 2/10 | @ TOR | Raycroft |
| Ryan Malone [2] | 2/19 | @ NYI | DiPietro |
| 2007-08 [2] | | | |
| Evgeni Malkin | 1/3 | VS. TOR | Clemmensen |
| Evgeni Malkin [2] | 1/14 | VS. NYR | Lundqvist |
| 2008-09 [5] | | | |
| Jordan Staal [2] | 11/11 | @ DET | Osgood |

* = Four Goal Game, # = Five Goal Game

| PLAYER | DATE | OPP. | GOALIE(S) |
|---|-------|---------|----------------------------|
| Evgeni Malkin [3] | 11/26 | @ NYI | MacDonald |
| Sidney Crosby [2] | 11/29 | VS. NJD | Clemmensen |
| Petr Sykora | 12/11 | VS. NYI | Danis [2], MacDonald |
| Pascal Dupuis | 12/11 | VS. NYI | Danis [2], MacDonald |
| 2009-10 [6] | | | |
| Sidney Crosby [3] | 10/28 | VS. MTL | Halak |
| Sidney Crosby [4] | 11/28 | VS. NYR | Valiquette |
| Mike Rupp | 11/30 | @ NYR | Lundqvist |
| Evgeni Malkin [4] | 12/23 | VS. OTT | LeClaire |
| Evgeni Malkin [5] | 1/19 | VS. NYI | Roloson |
| Sidney Crosby [5] | 2/1 | VS. BUF | Miller |
| 2010-11 [4] | | | |
| Evgeni Malkin [6] | 11/13 | @ ATL | Pavelec |
| Sidney Crosby [6] | 11/27 | VS. CGY | Kiprusoff |
| Sidney Crosby [7] | 12/2 | VS. ATL | Pavelec |
| Chris Kunitz | 1/5 | VS. TBL | Ellis [2], Roloson |
| 2011-12 [4] | | | |
| Evgeni Malkin [7] | 12/17 | VS. BUF | Miller, Enroth [2] |
| Evgeni Malkin [8] | 1/15 | @ TBL | Garon [2], ENG |
| Evgeni Malkin [9] | 2/25 | VS. TBL | Roloson |
| James Neal | 3/20 | VS. WPG | Pavelec [2], Mason |
| 2012-13 [3] | | | |
| Chris Kunitz [2]* | 2/3 | @ WSH | Holtby |
| Chris Kunitz [3] | 3/10 | VS. NYI | Nabokov |
| James Neal [2] | 4/27 | VS. CAR | Peters |
| 2013-14 [3] | | | |
| Jussi Jokinen | 10/8 | VS. CAR | Ward |
| Sidney Crosby [8] | 10/12 | @ TBL | Lindback |
| James Neal [3] | 12/29 | @ CBJ | McElhinney |
| 2014-15 [1] | | | |
| Blake Comeau | 11/26 | VS. TOR | Bernier |
| 2015-16 [3] | | | |
| Evgeni Malkin [10] | 1/23 | VS. VAN | Miller |
| Sidney Crosby [9] | 2/2 | VS. OTT | Anderson |
| Patric Hornqvist | 2/29 | VS. ARI | Domingue |
| 2016-17 [4] | | | |
| Bryan Rust | 12/5 | VS. OTT | Anderson [2], ENG |
| Evgeni Malkin [11] | 1/16 | VS. WSH | Holtby [2], Grubauer |
| Nick Bonino | 3/8 | @ WPG | Hellebuyck [2], Hutchinson |
| Sidney Crosby [10] | 3/19 | VS. FLA | Reimer |
| 2017-18 [1] | | | |
| Evgeni Malkin [12] | 1/30 | VS. SJS | Jones |
| TOTAL = 211 HOME = 137 ROAD = 74 | | | |
| MOST ALL-TIME - Mario Lemieux [40] | | | |
| MOST ONE YEAR [Ind] - Mario Lemieux [9], 1988-89 | | | |
| MOST ONE YEAR [Team] - 13 in 1988-89 | | | |

Hat Tricks Against

| PLAYER | DATE | OPP. | GOALIE(S) |
|--------------------|-------|---------|---------------------|
| 1967-68 (4) | | | |
| Stan Mikita* | 12/6 | @ CHI | Binkley (3), Bassen |
| Bob Pulford | 1/13 | @ TOR | Binkley |
| Dick Duff | 2/17 | @ MTL | Binkley |
| Jean Beliveau | 3/16 | @ MTL | Binkley (2), ENG |
| 1968-69 (3) | | | |
| Bobby Rousseau | 11/7 | @ MTL | Binkley |
| Bobby Hull | 11/14 | VS. CHI | Binkley |
| Phil Esposito | 12/15 | @ BOS | Daley |
| 1969-70 (5) | | | |
| Gordie Howe | 11/2 | @ DET | Smith |
| Ab McDonald | 11/19 | VS. STL | Binkley |
| Dave Keon | 1/17 | @ TOR | Binkley |
| Dave Balon | 2/1 | @ NYR | Smith |
| Stan Mikita (2) | 2/11 | @ CHI | Smith |
| 1970-71 (5) | | | |
| Walt McKechnie | 10/15 | @ MIN | Smith |
| Phil Esposito (2) | 12/6 | @ BOS | Binkley |
| Brian Spencer | 1/9 | @ TOR | Smith |
| Phil Esposito (3) | 3/6 | VS. BOS | Smith |
| Eddie Shack | 3/31 | VS. BUF | Newton |
| 1971-72 (3) | | | |
| Brad Park | 12/12 | @ NYR | Rutherford |
| Norm Ullman | 12/28 | VS. TOR | Binkley (2), ENG |
| Brad Park (2) | 2/12 | VS. NYR | Rutherford |
| 1972-73 (5) | | | |
| Gene Carr | 12/17 | @ NYR | Herron |
| Rejean Houle | 1/17 | @ MTL | Newton |
| Mike Walton | 2/10 | @ BOS | Newton |
| Dennis Hextall | 3/7 | @ MIN | Brown |
| Bobby Lalonde | 3/17 | @ VAN | Brown (2), Newton |
| 1973-74 (5) | | | |
| Rick Martin | 1/3 | @ BUF | Rutherford |
| Ken Hodge | 2/3 | VS. BOS | Brown |
| Stan Mikita (3) | 2/10 | @ CHI | Inness |
| Claude Larose* | 2/28 | @ MTL | Inness |
| Bill Goldsworthy | 3/23 | @ MIN | Inness |
| 1974-75 (6) | | | |
| Bobby Orr | 10/23 | VS. BOS | Inness |
| Dave Keon (2) | 11/20 | @ TOR | Inness |
| Guy Lafleur | 12/7 | @ MTL | Johnson |
| Guy Lafleur (2)* | 1/26 | @ MTL | Plasse |
| Greg Polis | 3/2 | @ NYR | Plasse |
| Stan Gilbertson | 4/6 | @ WSH | Johnson |
| 1975-76 (4) | | | |
| Hartland Monahan | 11/12 | @ WSH | Inness |

| PLAYER | DATE | OPP. | GOALIE(S) |
|---------------------|-------|---------|---------------------|
| Yvon Cournoyer | 11/13 | VS. MTL | Inness |
| Dennis Maruk* | 11/18 | VS. CAL | Inness |
| Ted Irvine | 2/29 | VS. STL | Inness (2), ENG |
| 1976-77 (4) | | | |
| Rick Blight* | 10/6 | VS. VAN | Laxton |
| Wilf Paiment | 2/6 | @ COL | Herron |
| Claude Larose (2) | 2/8 | @ STL | Herron |
| Don Saleski | 3/13 | @ PHI | Herron |
| 1977-78 (1) | | | |
| Butch Goring | 11/24 | @ LAK | Herron |
| 1978-79 (2) | | | |
| Dale McCourt | 2/18 | @ DET | Millen (2), Herron |
| Darcy Rota | 4/1 | VS. ATL | Herron (2), Millen |
| 1979-80 (8) | | | |
| Pierre Larouche* | 10/25 | @ MTL | Holland |
| Darryl Sittler | 1/16 | VS. TOR | Millen |
| Jordy Douglas | 1/17 | @ HFD | Millen |
| Blair MacDonald | 1/19 | VS. EDM | Millen |
| Mike Foligno | 1/31 | @ DET | Millen |
| Danny Gare | 2/7 | @ BUF | Millen |
| Darryl Sittler (2) | 3/5 | VS. TOR | Holland |
| Wayne Gretzky | 3/21 | @ EDM | Millen |
| 1980-81 (8) | | | |
| Dennis Maruk (2) | 11/12 | VS. WSH | Holland |
| Rick Dudley | 12/7 | @ BUF | Millen, Holland (2) |
| Bobby Clarke | 12/13 | VS. PHI | Millen |
| Stan Smyl | 12/19 | @ VAN | Holland (2), Millen |
| Reed Larson | 1/3 | VS. DET | Millen |
| Mike Bossy* | 1/13 | @ NYI | Millen (3), ENG |
| Lanny McDonald | 2/6 | @ COL | Ricci (2), ENG |
| Mark Messier | 3/16 | @ EDM | Millen |
| 1981-82 (6) | | | |
| Mel Bridgeman | 10/29 | @ PHI | Dion |
| Keith Acton | 11/21 | @ MTL | Dion (2), Harrison |
| Ron Duguay | 12/27 | @ NYR | Harrison |
| Blaine Stoughton | 1/3 | @ HFD | Harrison |
| Wayne Gretzky (2) | 3/17 | @ EDM | Dion |
| Bernie Nicholls | 3/20 | @ LAK | Dion |
| 1982-83 (10) | | | |
| Butch Goring (2) | 10/14 | @ NYI | Herron |
| Marian Stastny | 10/21 | @ QUE | Herron |
| Peter Stastny | 12/11 | VS. QUE | Herron |
| Glenn Anderson | 1/7 | @ EDM | Herron |
| Dale Hawerchuk | 2/4 | @ WPG | Dion |
| Lanny McDonald (2) | 2/5 | @ CGY | Herron |
| Kent Nilsson | 2/5 | @ CGY | Herron |

* = Four Goal Game, # = Five Goal Game

| PLAYER | DATE | OPP. | GOALIE(S) |
|---------------------|-------|---------|-------------------------------|
| Charlie Simmer | 2/12 | VS. LAK | Ricci |
| Reed Larson [2] | 2/15 | VS. DET | Ricci |
| Ken Linseman | 2/19 | VS. EDM | Herron [2], Ricci |
| 1983-84 (11) | | | |
| Bryan Trottier | 11/11 | VS. NYI | Dion |
| Barry Pederson | 12/6 | VS. BOS | Dion [2], Herron |
| Bob MacMillan | 1/7 | VS. NJD | Romano |
| Paul MacLean | 1/18 | VS. WPG | Dion |
| Pierre Larouche [2] | 1/25 | VS. NYR | Romano [2], Dion |
| Doug Risebrough | 2/16 | @ CGY | Dion |
| Lanny McDonald [3] | 2/16 | @ CGY | Dion |
| Wayne Gretzky [3] | 2/22 | VS. EDM | Romano |
| Michel Goulet | 3/8 | VS. QUE | Ricci |
| Dave Poulin | 3/22 | @ PHI | Herron |
| Ilkka Sinisalo | 3/22 | @ PHI | Herron |
| 1984-85 (7) | | | |
| Uli Hiemer | 10/31 | @ NJD | Herron |
| Jorgen Pettersson | 11/8 | VS. STL | Dion |
| Denis Savard | 11/29 | VS. CHI | Herron |
| Michel Goulet [2] | 12/29 | @ QUE | Herron |
| Dale Hawerchuk [2] | 1/21 | @ WPG | Romano |
| Wayne Gretzky [4] | 1/26 | @ EDM | Herron |
| Peter Sundstrom | 2/22 | VS. NYR | Ford |
| 1985-86 (5) | | | |
| Danny Gare [2] | 10/30 | @ DET | Romano |
| Tony Tanti | 11/13 | @ VAN | Romano |
| Dave Poulin [2] | 11/24 | @ PHI | Herron |
| Troy Murray | 1/1 | @ CHI | Meloche |
| Al Secord | 1/1 | @ CHI | Meloche |
| 1986-87 (3) | | | |
| Kirk Muller | 10/29 | VS. NJD | Romano |
| Sylvain Turgeon | 3/28 | @ HFD | Riggin |
| Perry Anderson | 3/31 | @ NJD | Meloche |
| 1987-88 (3) | | | |
| Dave Hannan | 1/25 | VS. EDM | Pietrangelo |
| John MacLean | 1/28 | @ NJD | Meloche |
| Rick Vaive | 2/28 | @ CHI | Pietrangelo |
| 1988-89 (11) | | | |
| Mike Ridley* | 10/11 | VS. WSH | Young |
| Dave Andreychuk | 10/12 | @ BUF | Young |
| Tony Granato* | 10/30 | @ NYR | Guenette, Pietrangelo [3] |
| Walt Poddubny | 11/3 | VS. QUE | Guenette |
| Jari Kurri | 11/8 | VS. EDM | Guenette |
| Tony Tanti [2] | 1/7 | VS. VAN | Barrasso |
| Tony Granato [2] | 1/14 | VS. NYR | Barrasso |
| Peter Stastny [2]* | 2/11 | @ QUE | Young [2], Pietrangelo [2] |

| PLAYER | DATE | OPP. | GOALIE(S) |
|-----------------------|-------|---------|-----------------------|
| Jody Hull | 2/26 | @ HFD | Barrasso, Young [2] |
| Ken Linseman [2] | 3/14 | VS. BOS | Barrasso |
| Mats Naslund | 3/18 | VS. MTL | Barrasso, Young [2] |
| 1989-90 (6) | | | |
| Brett Hull | 10/18 | VS. STL | Young |
| Wayne Gretzky [5] | 10/31 | VS. LAK | Young |
| Pat LaFontaine | 2/6 | VS. NYI | Barrasso |
| Derek King | 2/6 | VS. NYI | Barrasso |
| Luc Robitaille | 3/10 | @ LAK | Chevrier |
| Mike Modano | 3/17 | VS. MIN | Chevrier |
| 1990-91 (2) | | | |
| Jeremy Roenick | 10/11 | @ CHI | Barrasso |
| Patrick Flatley | 12/23 | VS. NYI | Pietrangelo |
| 1991-92 (4) | | | |
| Derek King [2] | 10/15 | @ NYI | Barrasso |
| Vladimir Ruzicka | 11/5 | VS. BOS | Barrasso |
| Vladimir Ruzicka [2]* | 2/9 | @ BOS | Barrasso |
| Darren Turcotte | 4/16 | @ NYR | Young, Wregget [2] |
| 1992-93 (7) | | | |
| Michel Goulet [3] | 11/8 | @ CHI | Barrasso |
| Jimmy Carson | 11/13 | @ DET | Barrasso |
| Adam Graves | 11/25 | VS. NYR | Barrasso, Wregget [2] |
| Ulf Dahlen | 1/7 | VS. MIN | Barrasso |
| Steve Heinze | 1/14 | @ BOS | Wregget |
| Pierre Turgeon | 2/20 | @ NYI | Barrasso |
| Geoff Sanderson | 2/21 | @ HFD | Barrasso |
| 1993-94 (2) | | | |
| Mike Gartner | 1/31 | @ NYR | Wregget |
| Randy Burridge | 3/15 | VS. WSH | Barrasso |
| 1994-95 (1) | | | |
| Igor Chibirev | 4/5 | VS. HFD | Young |
| 1995-96 (8) | | | |
| Pat Verbeek | 11/21 | @ NYR | Barrasso |
| Geoff Sanderson [2] | 12/28 | VS. HFD | Wregget |
| Ray Sheppard | 1/13 | VS. SJS | Barrasso |
| Claude Lemieux | 1/16 | VS. COL | Wregget |
| Brendan Shanahan | 2/23 | VS. HFD | Wregget |
| Gary Roberts | 2/29 | @ CGY | Barrasso |
| Rick Tocchet | 3/14 | @ BOS | Wregget |
| John LeClair | 3/31 | @ PHI | Barrasso |
| 1996-97 (5) | | | |
| Alexei Kovalev | 10/16 | @ NYR | Barrasso, Wregget [2] |
| Dino Ciccarelli | 11/8 | @ TBL | Wregget |
| Dale Hawerchuk [3] | 11/21 | @ PHI | Wregget |
| B. Shanahan [2] | 2/8 | VS. DET | Lalime |
| Joe Sakic | 3/14 | @ COL | Wregget |
| 1997-98 (3) | | | |
| Dave Gagner | 10/4 | VS. FLA | Wregget |

* = Four Goal Game, # = Five Goal Game

| PLAYER | DATE | OPP. | GOALIE(S) |
|------------------------|-------|---------|-----------------------|
| Joe Nieuwendyk | 11/5 | VS. DAL | Wregget (2), Skudra |
| Valeri Kamensky | 1/3 | VS. COL | Skudra |
| 1998-99 (2) | | | |
| Sami Salo | 3/30 | VS. OTT | Skudra (2), ENG |
| Zigmund Palffy | 4/17 | VS. NYI | Barrasso, Skudra (2) |
| 1999-00 (0) | | | |
| 2000-01 (3) | | | |
| John Madden* | 10/28 | VS. NJD | Aubin, Snow (3) |
| Randy McKay* | 10/28 | VS. NJD | Aubin (2), Snow (2) |
| Andrei Kovalenko | 1/9 | @ BOS | Snow |
| 2001-02 (1) | | | |
| Glen Murray | 4/13 | @ BOS | Aubin |
| 2002-03 (4) | | | |
| Sergei Fedorov | 10/25 | @ DET | Aubin |
| Vincent Lecavalier | 11/8 | @ TBL | Hedberg (2), ENG |
| Saku Koivu | 11/18 | @ MTL | Hedberg |
| Dave Scatchard | 1/7 | @ NYI | Aubin |
| 2003-04 (6) | | | |
| Vincent Lecavalier (2) | 11/8 | @ TBL | Caron |
| Radim Vrbata | 11/29 | @ CAR | Caron |
| Shean Donovan | 12/7 | @ CGY | Caron |
| Markus Naslund* | 12/9 | @ VAN | Fleury |
| Glen Murray (2) | 2/1 | @ BOS | Caron (2), EN |
| Martin Havlat | 2/22 | VS. OTT | Aubin (2), EN |
| 2005-06 (6) | | | |
| Jaromir Jagr | 11/12 | VS. NYR | Thibault |
| Olli Jokinen | 11/25 | @ FLA | Caron, Thibault (2) |
| Ilya Kovalchuk | 1/6 | @ ATL | Thibault, Fleury, ENG |
| Shawn Horcoff | 1/10 | VS. EDM | Fleury |
| Miroslav Satan | 2/4 | VS. NYI | Fleury |
| Patrik Elias | 4/5 | @ NJD | Fleury |
| 2006-07 (1) | | | |
| Olli Jokinen (2) | 1/10 | @ FLA | Thibault |
| 2007-08 (2) | | | |
| Joffrey Lupul | 12/11 | @ PHI | Sabourin (2), Conklin |
| R.J. Umberger | 12/11 | @ PHI | Sabourin (2), Conklin |
| 2008-09 (2) | | | |
| Jason Spezza | 12/6 | @ OTT | Sabourin |
| Jonathan Toews | 2/27 | @ CHI | Fleury |
| 2009-10 (2) | | | |
| Radek Dvorak | 1/3 | @ FLA | Fleury |
| Alex Ovechkin | 2/7 | @ WSH | Fleury |
| 2010-11 (0) | | | |
| 2011-12 (0) | | | |
| 2012-13 (2) | | | |
| Jakub Voracek | 2/20 | VS. PHI | Vokoun |
| Tomas Kopecky | 2/26 | @ FLA | Fleury |

| PLAYER | DATE | OPP. | GOALIE(S) |
|--------------------|-------|---------|---------------------|
| 2013-14 (0) | | | |
| 2014-15 (4) | | | |
| Corey Perry | 10/9 | VS. ANA | Fleury |
| Tyler Johnson | 12/23 | @ TBL | Fleury (2), Zatkoff |
| Kyle Okposo* | 1/16 | @ NYI | Fleury |
| Nick Foligno | 4/4 | @ CBJ | Fleury (2), EN |
| 2015-16 (3) | | | |
| Frank Vatrano | 12/18 | VS. BOS | Zatkoff |
| V. Namestnikov | 1/15 | @ TBL | Fleury |
| Jannik Hansen | 1/23 | VS. VAN | Fleury |
| 2016-17 (2) | | | |
| Scott Hartnell | 12/22 | @ CBJ | Murray (2), Fleury |
| Patrick Kane | 3/1 | @ CHI | Fleury (2), ENG |
| 2017-18 (5) | | | |
| Brandon Saad | 10/5 | @ CHI | Niemi (2), Murray |
| Blake Wheeler | 10/29 | @ WPG | Murray (2), DeSmith |
| Bock Boeser | 11/4 | @ VAN | Murray |
| Evgenii Dadonov | 2/24 | @ FLA | Jarry, Murray (2) |
| David Krejci | 3/1 | @ BOS | DeSmith, Jarry (2) |

TOTAL - 202**HOME - 73****ROAD - 129**

MOST BY ONE PLAYER - Wayne Gretzky (5)

MOST BY ONE TEAM - NY Rangers (15)

SPECIAL TEAMS

| YEAR | Power Play | | | Penalty Kill | | |
|---------|-------------|------|----------|--------------|------|----------|
| | PPG/CHANCES | PCT. | NHL RANK | PPGA/CHANCES | PCT. | NHL RANK |
| 1967-68 | 37/273 | 13.6 | 11th | 31/193 | 83.9 | 6th |
| 1968-69 | 50/303 | 16.5 | 7th | 38/231 | 83.5 | 5th |
| 1969-70 | 53/315 | 16.8 | 9th | 66/282 | 76.6 | 12th |
| 1970-71 | 56/318 | 17.6 | 9th | 48/276 | 82.6 | 8th |
| 1971-72 | 46/286 | 16.1 | 11th | 55/346 | 77.6 | 10th |
| 1972-73 | 52/301 | 17.3 | 9th | 49/264 | 81.4 | 8th |
| 1973-74 | 47/276 | 17.0 | 11th | 47/245 | 80.8 | 8th |
| 1974-75 | 64/323 | 19.8 | 9th | 63/324 | 80.6 | 8th |
| 1975-76 | 75/307 | 24.4 | 6th | 68/292 | 76.7 | 11th |
| 1976-77 | 46/263 | 17.5 | 14th | 47/209 | 77.5 | 15th |
| 1977-78 | 53/261 | 20.3 | 11th | 61/251 | 75.7 | 13th |
| 1978-79 | 56/261 | 21.5 | 12th | 57/250 | 77.2 | 11th |
| 1979-80 | 52/262 | 19.8 | 14th | 64/247 | 74.1 | 18th |
| 1980-81 | 92/400 | 23.0 | 11th | 99/370 | 73.2 | 21st |
| 1981-82 | 99/404 | 24.5 | 7th | 92/399 | 76.9 | 11th |
| 1982-83 | 81/360 | 22.5 | 9th | 110/396 | 72.2 | 21st |
| 1983-84 | 70/340 | 20.6 | 16th | 86/357 | 75.9 | 15th |
| 1984-85 | 62/363 | 17.1 | 21st | 74/311 | 76.2 | 14th |
| 1985-86 | 93/425 | 21.9 | 12th | 78/341 | 77.1 | 15th |
| 1986-87 | 74/378 | 19.6 | 14th | 72/319 | 77.4 | 15th |
| 1987-88 | 110/500 | 22.0 | 6th | 120/507 | 76.3 | 20th |
| 1988-89 | 119/491 | 24.2 | 3rd | 111/482 | 77.0 | 16th |
| 1989-90 | 86/403 | 21.3 | 10th | 94/372 | 74.7 | 20th |
| 1990-91 | 89/388 | 22.9 | 3rd | 73/351 | 79.2 | 16th |
| 1991-92 | 92/427 | 21.5 | 4th | 77/379 | 79.7 | 15th |
| 1992-93 | 105/440 | 23.9 | 2nd | 72/429 | 83.2 | 4th |
| 1993-94 | 76/404 | 18.8 | 13th | 72/401 | 82.0 | 10th |
| 1994-95 | 42/221 | 19.0 | 10th | 46/229 | 79.9 | 23rd |
| 1995-96 | 109/420 | 26.0 | 1st* | 78/467 | 83.3 | 8th |
| 1996-97 | 74/338 | 21.9 | 2nd | 64/338 | 81.1 | 23rd |
| 1997-98 | 67/407 | 16.5 | 11th | 46/338 | 86.4 | 8th |

* Franchise Record

| Power Play | | | | Penalty Kill | | |
|---------------|---------------------|-------------|----------|---------------------|-------------|----------|
| YEAR | PPG/CHANCES | PCT. | NHL RANK | PPGA/CHANCES | PCT. | NHL RANK |
| 1998-99 | 65/363 | 17.9 | 7th | 56/302 | 81.5 | 23rd |
| 1999-00 | 54/346 | 15.6 | 20th | 56/321 | 82.6 | 19th |
| 2000-01 | 76/375 | 20.3 | 5th | 78/405 | 80.7 | T26th |
| 2001-02 | 47/335 | 14.0 | T24th | 57/352 | 83.8 | T18th |
| 2002-03 | 66/360 | 18.3 | 7th | 58/352 | 83.5 | T13th |
| 2003-04 | 65/360 | 18.1 | T7th | 84/369 | 77.2 | 30th |
| 2005-06 | 94/495 | 19.0 | 6th | 113/533 | 78.8 | 29th |
| 2006-07 | 94/463 | 20.3 | 5th | 75/419 | 82.1 | 17th |
| 2007-08 | 77/378 | 20.4 | 4th | 68/357 | 81.0 | 23rd |
| 2008-09 | 62/360 | 17.2 | 20th | 60/347 | 82.7 | 8th |
| 2009-10 | 56/326 | 17.2 | 19th | 52/327 | 84.1 | 9th |
| 2010-11 | 49/311 | 15.8 | 25th | 45/324 | 86.1 | 1st* |
| 2011-12 | 57/289 | 19.7 | T5th | 33/270 | 87.8* | 3rd |
| 2012-13 | 42/170 | 24.7 | 2nd | 34/167 | 79.6 | 25th |
| 2013-14 | 65/278 | 23.4 | T-1st | 38/254 | 85.0 | 5th |
| 2014-15 | 49/254 | 19.3 | T-8th | 42/277 | 84.8 | 3rd |
| 2015-16 | 48/261 | 18.4 | 16th | 40/257 | 84.4 | 5th |
| 2016-17 | 60/260 | 23.1 | T-3rd | 52/257 | 79.8 | T-19th |
| 2017-18 | 68/260 | 26.2* | 1st* | 53/265 | 80.0 | 17th |
| TOTALS | 3,421/17,102 | 20.0 | | 3,252/16,351 | 80.1 | |

* Franchise Record

PENALTY SHOTS

| PLAYER | OPPONENT | DATE | GOALTENDER | RESULT |
|------------------|----------|----------|---------------|---------|
| George Konik | @ STL | 1/31/68 | Hall | GOAL |
| Charlie Burns | VS. NYR | 2/5/69 | Giacomin | No Goal |
| Keith McCreary | VS. NYR | 3/18/70 | Giacomin | No Goal |
| Jean Pronovost | @ DET | 1/14/71 | Edwards | GOAL |
| Greg Polis | VS. STL | 2/24/71 | Wakely | No Goal |
| Syl Apps | @ TOR | 2/9/72 | Parent | GOAL |
| Lowell MacDonald | @ BUF | 11/12/72 | Crozier | No Goal |
| Ron Schock | VS. DET | 1/10/73 | Edwards | No Goal |
| Ron Schock | VS. NYR | 3/10/73 | Giacomin | No Goal |
| Chuck Arnason | VS. CAL | 2/16/74 | Meloche | No Goal |
| Ron Schock | @ WSH | 11/30/76 | Wolfe | No Goal |
| Blair Chapman | @ WSH | 12/4/77 | Bedard | No Goal |
| Pete Mahovlich | @ WSH | 1/21/78 | Bedard | No Goal |
| Blair Chapman | VS. COL | 3/22/78 | McKenzie | No Goal |
| Ross Lonsberry | @ NYI | 12/5/78 | Resch | No Goal |
| Ross Lonsberry | VS. MIN | 2/9/80 | Meloche | No Goal |
| Greg Sheppard | VS. STL | 1/14/81 | Staniowski | No Goal |
| Dave Hannan | @ WSH | 10/14/83 | Riggin | GOAL |
| Andy Brickley | VS. CHI | 11/29/84 | Bannerman | No Goal |
| Mario Lemieux | @ QUE | 12/29/84 | Gosselin | GOAL |
| Warren Young | @ TOR | 1/2/85 | Bernhardt | GOAL |
| Mario Lemieux | @ NYI | 1/19/88 | Hrudey | GOAL |
| Mario Lemieux | VS. NJD | 12/31/88 | Terreri | GOAL |
| Mario Lemieux | @ LAK | 3/7/89 | Hrudey | GOAL |
| Jock Callander | VS. MTL | 3/18/89 | Roy | GOAL |
| Mario Lemieux | @ WSH | 11/24/89 | Mason | GOAL |
| Bob Errey | VS. NJD | 1/5/91 | Terreri | GOAL |
| Bob Errey | VS. MIN | 10/31/91 | Wakaluk | GOAL |
| Mario Lemieux | VS. EDM | 3/17/92 | Ranford | No Goal |
| Jaromir Jagr | VS. WSH | 1/26/93 | Beaupre | No Goal |
| Martin Straka | @ QUE | 3/16/95 | Thibault | No Goal |
| Mario Lemieux | VS. BUF | 3/23/96 | Hasek | No Goal |
| Jaromir Jagr | @ FLA | 11/9/96 | Fitzpatrick | No Goal |
| Mario Lemieux | @ FLA | 4/11/97 | Vanbiesbrouck | GOAL |
| Stu Barnes | @ PHI | 3/8/98 | Hextall | No Goal |
| Martin Straka | VS. STL | 1/19/00 | Turek | GOAL |
| Martin Straka | @ SJS | 11/1/00 | Nabokov | No Goal |
| Martin Straka | @ BOS | 1/9/01 | Dafoe | No Goal |
| Martin Straka | @ ATL | 1/30/01 | Rhodes | GOAL |

| PLAYER | OPPONENT | DATE | GOALTENDER | RESULT |
|-----------------|----------|----------|------------|---------|
| Wayne Primeau | @ TBL | 11/10/01 | Khabibulin | GOAL |
| Eric Meloche | VS. NYR | 1/3/04 | Markkanen | No Goal |
| Brian Holzinger | VS. TBL | 1/27/04 | Grahame | No Goal |
| Ziggy Palffy | @ NYR | 11/7/05 | Weekes | No Goal |
| Matt Murley | @ TBL | 11/27/05 | Grahame | No Goal |
| Ryan Malone | VS. WSH | 1/25/06 | Kolzig | GOAL |
| Jordan Staal | VS. CBJ | 10/21/06 | Norrena | GOAL |
| Jordan Staal | VS. NYR | 11/25/06 | Lundqvist | No Goal |
| Nils Ekman | @ NYR | 12/7/06 | Lundqvist | GOAL |
| Jarkko Ruutu | VS. TOR | 1/20/07 | Raycroft | GOAL |
| Evgeni Malkin | @ NYI | 3/22/07 | DiPietro | No Goal |
| Jordan Staal | VS. NYR | 10/23/07 | Lundqvist | No Goal |
| Sidney Crosby | @ VAN | 12/8/07 | Luongo | No Goal |
| Petr Sykora | @ TBL | 3/4/08 | Smith | No Goal |
| Sidney Crosby | VS. NYR | 1/18/09 | Lundqvist | No Goal |
| Evgeni Malkin | VS. ATL | 3/17/09 | Hedberg | No Goal |
| Evgeni Malkin | @ CAR | 4/4/09 | Ward | No Goal |
| Maxime Talbot | @ ATL | 11/21/09 | Hedberg | No Goal |
| Evgeni Malkin | VS. TOR | 10/13/10 | Gustavsson | No Goal |
| Sidney Crosby | VS. CGY | 11/27/10 | Kiprusoff | No Goal |
| Evgeni Malkin | @ WSH | 12/23/10 | Neuvirth | No Goal |
| Kris Letang | @ NYI | 12/29/10 | DiPietro | No Goal |
| Chris Conner | VS. DET | 1/18/11 | MacDonald | GOAL |
| Matt Cooke | VS. DAL | 11/11/11 | Lehtonen | GOAL |
| Chris Kunitz | @ NJD | 3/17/12 | Brodeur | No Goal |
| Chris Kunitz | VS. BUF | 10/5/13 | Enroth | GOAL |
| Brandon Sutter | VS. VAN | 10/19/13 | Luongo | No Goal |
| Olli Maatta | VS. MIN | 12/19/13 | Backstrom | GOAL |
| Sidney Crosby | VS. WPG | 1/5/14 | Montoya | No Goal |
| Brian Gibbons | VS. CAR | 4/1/14 | Khudobin | No Goal |
| Scott Wilson | @ ANA | 11/2/16 | Gibson | No Goal |
| Bryan Rust | VS. OTT | 12/5/16 | Anderson | GOAL |
| Carl Hagelin | @ TOR | 12/17/16 | Andersen | No Goal |
| Phil Kessel | VS. NJD | 3/17/17 | Kinkaid | No Goal |
| Tom Kuhnhackl | @ BUF | 12/1/17 | Lehner | GOAL |
| Evgeni Malkin | @ NYR | 3/14/18 | Georgiev | No Goal |
| Derick Brassard | VS. MTL | 3/21/18 | Price | No Goal |

Pittsburgh has scored on 27 of 76 attempts (13 for 39 at home, 14 for 37 on the road)

Opponent Penalty Shots

| PLAYER | OPPONENT | DATE | GOALTENDER | RESULT |
|-------------------|----------|----------|------------|---------|
| Bill Collins | VS. MIN | 12/23/67 | Binkley | No Goal |
| Ralph Stewart | @ NYI | 3/5/74 | Brown | No Goal |
| Dave Keon | @ TOR | 11/20/74 | Inness | GOAL |
| Bill Goldsworthy | @ NYR | 11/14/76 | Wilson | No Goal |
| Alain Daigle | VS. CHI | 11/21/76 | Wilson | No Goal |
| Al MacAdam | VS. CLE | 12/16/76 | Herron | GOAL |
| Orest Kindrachuk | VS. PHI | 10/15/77 | Wilson | No Goal |
| Ilkka Sinisalo | VS. PHI | 10/11/81 | Harrison | GOAL |
| Bob Bourne | @ NYI | 2/17/83 | Herron | No Goal |
| Dino Ciccarelli | @ MIN | 3/16/83 | Herron | No Goal |
| Tony Currie | @ HFD | 3/17/84 | Herron | No Goal |
| Michel Goulet | @ QUE | 12/29/84 | Herron | No Goal |
| Dave Williams | @ LAK | 1/21/87 | Romano | No Goal |
| Alan Kerr | @ NYI | 2/26/87 | Riggin | No Goal |
| Doug Gilmour | VS. STL | 3/1/87 | Riggin | No Goal |
| Michel Goulet | VS. QUE | 3/12/87 | Riggin | No Goal |
| Mark Johnson | @ NJD | 10/9/87 | Riggin | No Goal |
| Dave Tippett | @ HFD | 1/9/88 | Meloche | No Goal |
| Doug Smail | VS. WPG | 10/10/89 | Barrasso | No Goal |
| Dale Hunter | VS. WSH | 12/6/89 | Young | No Goal |
| Tomas Sandstrom | VS. LAK | 2/10/90 | Young | GOAL |
| Scott Pearson | VS. QUE | 3/16/91 | Barrasso | GOAL |
| Darren Turcotte | @ NYR | 12/29/91 | Young | No Goal |
| Joe Nieuwendyk | @ CGY | 1/23/93 | Wregget | No Goal |
| Scott Niedermayer | @ NJD | 2/7/96 | Wregget | No Goal |
| Robert Reichel | @ CGY | 10/24/96 | Barrasso | GOAL |
| Sami Kapanen | VS. CAR | 1/7/99 | Barrasso | No Goal |
| Doug Gilmour | VS. CHI | 10/16/99 | Skudra | No Goal |
| Teemu Selanne | @ ANA | 10/27/99 | Aubin | No Goal |
| Keith Tkachuk | @ PHX | 1/12/00 | Aubin | GOAL |
| Tim Connolly | @ NYI | 3/21/00 | Aubin | GOAL |
| Martin Rucinsky | @ MTL | 2/28/01 | Aubin | No Goal |
| Marian Hossa | VS. OTT | 10/16/01 | Hedberg | No Goal |
| Mike Modano | VS. DAL | 10/24/01 | Hedberg | No Goal |
| Esa Pirnes | VS. LAK | 10/10/03 | Fleury | No Goal |
| Marian Gaborik | VS. MIN | 11/19/03 | Caron | GOAL |
| Erik Cole | @ CAR | 11/29/03 | Caron | No Goal |
| Dan Boyle | VS. TBL | 1/27/04 | Fleury | No Goal |
| Chad Kilger | VS. TOR | 3/19/06 | Fleury | GOAL |

| PLAYER | OPPONENT | DATE | GOALTENDER | RESULT |
|--------------------|----------|----------|------------|---------|
| Sean Bergenheim | @ NYI | 3/31/06 | Caron | No Goal |
| Miroslav Satan | VS. NYI | 4/17/06 | Fleury | No Goal |
| Alexander Semin | VS. WSH | 2/18/07 | Thibault | No Goal |
| Drew Stafford | @ BUF | 12/29/09 | Fleury | GOAL |
| Vincent Lecavalier | @ TBL | 1/2/10 | Fleury | No Goal |
| Kyle Okposo | VS. NYI | 1/19/10 | Johnson | No Goal |
| Ilya Kovalchuk | @ NJD | 3/12/10 | Fleury | No Goal |
| Sean Bergenheim | @ TBL | 10/27/10 | Fleury | No Goal |
| Loui Eriksson | @ DAL | 11/3/10 | Johnson | GOAL |
| Nick Foligno | @ OTT | 12/26/10 | Fleury | No Goal |
| Steven Stamkos | VS. TBL | 1/5/11 | Fleury | No Goal |
| Michael Grabner | @ NYI | 2/11/11 | Johnson | No Goal |
| Mike Richards | @ LAK | 11/5/11 | Fleury | No Goal |
| Ilya Kovalchuk | @ NJD | 12/31/11 | Fleury | GOAL |
| Patrik Berglund | @ STL | 1/24/12 | Fleury | GOAL |
| Patrick Kaleta | @ BUF | 2/19/12 | Fleury | No Goal |
| Adam Henrique | VS. NJD | 10/3/13 | Fleury | No Goal |
| Frans Nielsen | @ NYI | 12/3/13 | Fleury | No Goal |
| Nate Thompson | VS. ANA | 10/9/14 | Fleury | No Goal |
| Boone Jenner | @ CBJ | 12/13/14 | Greiss | GOAL |
| Bobby Ryan | @ OTT | 2/12/15 | Greiss | No Goal |
| David Jones | @ CGY | 11/7/15 | Fleury | No Goal |
| Benoit Pouliot | VS. EDM | 11/28/15 | Zatkoff | No Goal |
| Marian Gaborik | VS. LAK | 12/5/15 | Fleury | No Goal |
| Bryan Little | @ WPG | 12/27/15 | Zatkoff | GOAL |
| David Pastrnak | @ BOS | 2/24/16 | Fleury | GOAL |
| Jake Voracek | @ PHI | 10/29/16 | Fleury | GOAL |
| Brad Marchand | VS. BOS | 1/7/18 | Murray | No Goal |
| Brendan Gallagher | VS. MTL | 3/21/18 | DeSmith | No Goal |

Opponents have scored on 18 of 68 attempts (6 of 29 in Pittsburgh, 12 of 39 on the road)

SHUTOUTS

| PLAYER | DATE | OPP | SCORE | SAVES |
|--------------------|-------|---------|-------|-------|
| 1967-68 (7) | | | | |
| Les Binkley | 11/4 | @ CAL | 1-0 | 31 |
| Hank Bassen | 11/15 | VS. PHI | 5-0 | 27 |
| Les Binkley [2] | 12/23 | VS. MIN | 4-0 | 23 |
| Les Binkley [3] | 12/27 | VS. CAL | 0-0 | 24 |
| Les Binkley [4] | 1/28 | @ BOS | 1-0 | 33 |
| Les Binkley [5] | 2/1 | VS. STL | 2-0 | 22 |
| Les Binkley [6] | 3/30 | @ PHI* | 2-0 | 23 |

* = Game played in Quebec City

| | | | | |
|--------------------|-------|---------|-----|----|
| 1968-69 (2) | | | | |
| Joe Daley | 2/19 | VS. BOS | 3-0 | 41 |
| Joe Daley [2] | 3/23 | VS. MIN | 5-0 | 32 |
| 1969-70 (5) | | | | |
| Les Binkley [7] | 11/12 | @ TOR | 3-0 | 31 |
| Les Binkley [8] | 12/10 | @ LAK | 2-0 | 29 |
| Al Smith | 2/26 | VS. LAK | 1-0 | 30 |
| Al Smith [2] | 3/8 | @ NYR | 0-0 | 33 |
| Les Binkley [9] | 3/25 | VS. MIN | 2-0 | 25 |

| | | | | |
|--------------------|-------|---------|-----|----|
| 1970-71 (4) | | | | |
| Les Binkley [10] | 10/17 | VS. PHI | 0-0 | 24 |
| Al Smith [3] | 12/8 | VS. TOR | 4-0 | 29 |
| Les Binkley [11] | 3/3 | VS. MTL | 4-0 | 33 |
| Al Smith [4] | 3/13 | VS. MIN | 0-0 | 20 |

| | | | | |
|--------------------|------|-------|-----|----|
| 1971-72 (1) | | | | |
| Jim Rutherford | 2/17 | @ BUF | 2-0 | 23 |

| | | | | |
|--------------------|-------|---------|-----|----|
| 1972-73 (5) | | | | |
| Denis Herron | 10/17 | @ NYI | 5-0 | 24 |
| Denis Herron [2] | 10/24 | @ VAN | 4-0 | 23 |
| Jim Rutherford [2] | 1/20 | VS. BOS | 3-0 | 26 |
| Jim Rutherford [3] | 2/20 | @ NYI | 4-0 | 34 |
| Jim Rutherford [4] | 2/24 | VS. CHI | 2-0 | 32 |

| | | | | |
|--------------------|------|---------|-----|----|
| 1973-74 (1) | | | | |
| Andy Brown | 3/24 | VS. DET | 8-0 | 23 |

| | | | | |
|--------------------|-------|---------|-----|----|
| 1974-75 (2) | | | | |
| Gary Inness | 11/17 | @ WSH | 6-0 | 26 |
| Gary Inness [2] | 11/23 | VS. LAK | 0-0 | 30 |

| | | | | |
|--------------------|------|---------|-----|----|
| 1975-76 (2) | | | | |
| Michel Plasse | 3/6 | VS. MIN | 5-0 | 18 |
| Michel Plasse [2] | 3/28 | VS. DET | 3-0 | 29 |

| PLAYER | DATE | OPP | SCORE | SAVES |
|--------------------|-------|---------|-------|-------|
| 1976-77 (6) | | | | |
| Dunc Wilson | 11/13 | VS. PHI | 1-0 | 25 |
| Dunc Wilson [2] | 11/21 | VS. CHI | 5-0 | 25 |
| Dunc Wilson [3] | 1/19 | @ VAN | 3-0 | 21 |
| Dunc Wilson [4] | 1/27 | @ NYR | 3-0 | 30 |
| Dunc Wilson [5] | 2/3 | @ CLE | 0-0 | 22 |
| Denis Herron [3] | 3/9 | VS. COL | 3-0 | 32 |

| | | | | |
|--------------------|--|--|--|--|
| 1977-78 (0) | | | | |
|--------------------|--|--|--|--|

| | | | | |
|--------------------|-------|---------|-----|----|
| 1978-79 (2) | | | | |
| Greg Millen | 12/13 | VS. STL | 3-0 | 33 |
| Greg Millen [2] | 1/16 | VS. MIN | 5-0 | 25 |

| | | | | |
|--------------------|-------|---------|-----|----|
| 1979-80 (3) | | | | |
| Greg Millen [3] | 12/19 | @ CHI | 0-0 | 29 |
| Rob Holland | 3/2 | VS. NYI | 0-0 | 24 |
| Greg Millen [4] | 3/30 | VS. WSH | 4-0 | 28 |

| | | | | |
|--------------------|------|-------|-----|----|
| 1980-81 (0) | | | | |
| 1981-82 (1) | | | | |
| Gary Edwards | 3/21 | @ COL | 6-0 | 28 |

| | | | | |
|--------------------|------|---------|-----|----|
| 1982-83 (1) | | | | |
| Denis Herron [4] | 12/4 | VS. PHI | 0-0 | 34 |

| | | | | |
|--------------------|-------|---------|-----|----|
| 1983-84 (2) | | | | |
| Denis Herron [5] | 10/14 | @ WSH | 4-0 | 29 |
| Roberto Romano | 2/1 | VS. MIN | 4-0 | 34 |

| | | | | |
|--------------------|-------|---------|-----|----|
| 1984-85 (2) | | | | |
| Roberto Romano [2] | 12/28 | VS. HFD | 4-0 | 34 |
| Denis Herron [6] | 3/16 | VS. NYR | 5-0 | 26 |

| | | | | |
|--------------------|------|---------|-----|----|
| 1985-86 (2) | | | | |
| Roberto Romano [3] | 12/2 | @ NYR | 6-0 | 40 |
| Roberto Romano [4] | 2/8 | VS. NJD | 4-0 | 27 |

| | | | | |
|--------------------|------|-------|-----|----|
| 1986-87 (1) | | | | |
| Meloche/Romano | 1/23 | @ VAN | 6-0 | 30 |

(Romano replaced Meloche at 10:11)

| | | | | |
|--------------------|------|---------|-----|----|
| 1987-88 (2) | | | | |
| Frank Pietrangelo | 2/4 | VS. MIN | 1-0 | 31 |
| Steve Guenette | 3/19 | VS. PHI | 7-0 | 38 |

| | | | | |
|--------------------|-------|---------|-----|----|
| 1988-89 (0) | | | | |
| 1989-90 (1) | | | | |
| Wendell Young | 11/14 | VS. NYR | 6-0 | 25 |

| PLAYER | DATE | OPP | SCORE | SAVES |
|---|-------|----------|-------|-------|
| 1990-91 (1) | | | | |
| Tom Barrasso | 12/28 | VS. DET | 5-0 | 27 |
| 1991-92 (1) | | | | |
| Tom Barrasso (2) | 12/5 | @ SJS | 8-0 | 39 |
| 1992-93 (5) | | | | |
| Tom Barrasso (3) | 11/3 | VS. NYI | 2-0 | 19 |
| Tom Barrasso (4) | 11/21 | VS. NJD | 2-0 | 29 |
| Tom Barrasso (5) | 12/23 | @ PHI | 4-0 | 20 |
| Wregget/Barrasso | 2/8 | VS. BOS# | 4-0 | 28 |
| <i>(Barrasso replaced Wregget at 55:18)</i> | | | | |
| Tom Barrasso (6) | 2/10 | @ NYR | 3-0 | 30 |
| <i># = Game Played in Atlanta</i> | | | | |
| 1993-94 (3) | | | | |
| Ken Wregget | 1/27 | VS. QUE | 3-0 | 38 |
| Tom Barrasso (7) | 2/13 | @ PHI | 3-0 | 22 |
| Tom Barrasso (8) | 4/11 | @ OTT | 4-0 | 32 |
| 1994-95 (0) | | | | |
| 1995-96 (5) | | | | |
| Ken Wregget (2) | 11/1 | VS. TBL | 10-0 | 27 |
| Ken Wregget (3) | 11/18 | VS. WSH | 3-0 | 32 |
| Ken Wregget (4) | 12/9 | VS. HFD | 6-0 | 35 |
| Tom Barrasso (9) | 1/17 | @ BUF | 1-0 | 31 |
| Tom Barrasso (10) | 2/16 | @ WPG | 1-0 | 32 |
| 1996-97 (5) | | | | |
| Ken Wregget (5) | 11/12 | VS. BUF | 3-0 | 25 |
| Patrick Lalime | 12/13 | @ SJS | 4-0 | 20 |
| Ken Wregget (6) | 12/19 | @ STL | 4-0 | 25 |
| Patrick Lalime (2) | 12/28 | VS. BUF | 2-0 | 21 |
| Patrick Lalime (3) | 1/15 | @ HFD | 3-0 | 31 |
| 1997-98 (7) | | | | |
| Tom Barrasso (11) | 10/14 | @ NYR | 1-0 | 36 |
| Tom Barrasso (12) | 11/15 | @ TOR | 5-0 | 20 |
| Tom Barrasso (13) | 11/20 | @ OTT | 2-0 | 27 |
| Tom Barrasso (14) | 12/1 | @ MTL | 1-0 | 25 |
| Tom Barrasso (15) | 12/10 | @ ANA | 3-0 | 28 |
| Tom Barrasso (16) | 1/20 | VS. OTT | 0-0 | 35 |
| Tom Barrasso (17) | 3/22 | @ DAL | 0-0 | 28 |
| 1998-99 (9) | | | | |
| Peter Skudra | 10/26 | @ TOR | 2-0 | 27 |
| J. S. Aubin | 11/7 | VS. BOS | 0-0 | 18 |
| Tom Barrasso (18) | 11/14 | VS. FLA | 4-0 | 23 |
| Tom Barrasso (19) | 12/19 | VS. WSH | 3-0 | 24 |

| PLAYER | DATE | OPP | SCORE | SAVES |
|-----------------------|-------|---------|-------|-------|
| Peter Skudra (2) | 1/28 | VS. TOR | 6-0 | 21 |
| Tom Barrasso (20) | 2/5 | VS. FLA | 3-0 | 29 |
| Peter Skudra (3) | 3/13 | VS. PHI | 4-0 | 24 |
| J. S. Aubin (2) | 3/17 | @ TBL | 2-0 | 16 |
| Tom Barrasso (21) | 4/11 | @ DET | 3-0 | 20 |
| 1999-00 (4) | | | | |
| Tom Barrasso (22) | 11/26 | VS. OTT | 5-0 | 20 |
| J. S. Aubin (3) | 12/9 | VS. WSH | 3-0 | 24 |
| Peter Skudra (4) | 12/21 | @ NYI | 4-0 | 21 |
| J. S. Aubin (4) | 2/14 | VS. VAN | 3-0 | 37 |
| 2000-01 (3) | | | | |
| Garth Snow | 11/24 | @ PHI | 1-0 | 36 |
| Garth Snow (2) | 12/27 | VS. TOR | 5-0 | 40 |
| Garth Snow (3) | 1/21 | @ CHI | 4-0 | 24 |
| 2001-02 (6) | | | | |
| Johan Hedberg | 10/18 | @ OTT | 3-0 | 29 |
| Johan Hedberg (2) | 11/17 | VS. NYR | 1-0 | 26 |
| Johan Hedberg (3) | 11/27 | VS. NJD | 6-0 | 39 |
| Johan Hedberg (4) | 12/4 | @ TOR | 1-0 | 27 |
| Johan Hedberg (5) | 1/10 | @ BUF | 2-0 | 36 |
| Johan Hedberg (6) | 1/19 | @ EDM | 1-0 | 25 |
| 2002-03 (4) | | | | |
| J. S. Aubin (5) | 10/12 | VS. NYR | 6-0 | 30 |
| Johan Hedberg (7) | 12/21 | VS. CGY | 2-0 | 23 |
| Sebastien Caron | 1/15 | @ CAR | 2-0 | 26 |
| Sebastien Caron (2) | 1/21 | @ BUF | 0-0 | 34 |
| 2003-04 (3) | | | | |
| Marc-Andre Fleury | 10/30 | @ CHI | 1-0 | 20 |
| Sebastien Caron (3) | 12/29 | VS. CHI | 1-0 | 31 |
| J. S. Aubin (6) | 3/9 | VS. DAL | 4-0 | 45 |
| 2005-06 (2) | | | | |
| Marc-Andre Fleury (2) | 3/12 | VS. PHI | 2-0 | 22 |
| Sebastien Caron (4) | 3/31 | @ NYI | 4-0 | 29 |
| 2006-07 (6) | | | | |
| Marc-Andre Fleury (3) | 10/5 | VS. PHI | 4-0 | 40 |
| Marc-Andre Fleury (4) | 1/2 | VS. CAR | 3-0 | 31 |
| Marc-Andre Fleury (5) | 1/30 | VS. FLA | 3-0 | 32 |
| Marc-Andre Fleury (6) | 2/3 | VS. WSH | 2-0 | 30 |
| Jocelyn Thibault | 3/14 | @ NJD | 3-0 | 25 |
| Marc-Andre Fleury (7) | 3/25 | VS. BOS | 5-0 | 29 |

| PLAYER | DATE | OPP | SCORE | SAVES |
|---|-------|---------|-------|-------|
| 2007-08 (8) | | | | |
| Marc-Andre Fleury (8) | 10/23 | VS. NYR | 1-0 | 36 |
| Dany Sabourin | 11/5 | @ NJD | 5-0 | 20 |
| Marc-Andre Fleury (9) | 11/24 | VS. ATL | 5-0 | 28 |
| Ty Conklin | 12/29 | VS. BUF | 2-0 | 26 |
| Ty Conklin (2) | 1/5 | VS. FLA | 3-0 | 35 |
| Dany Sabourin (2) | 1/19 | @ MTL | 2-0 | 31 |
| Marc-Andre Fleury (10) | 3/4 | @ TBL | 2-0 | 35 |
| Marc-Andre Fleury (11) | 3/25 | @ NJD | 2-0 | 31 |
| 2008-09 (4) | | | | |
| Marc-Andre Fleury (12) | 12/26 | @ NJD | 1-0 | 37 |
| Marc-Andre Fleury (13) | 1/18 | VS. NYR | 3-0 | 33 |
| Marc-Andre Fleury (14) | 2/25 | VS. NYI | 1-0 | 21 |
| Marc-Andre Fleury (15) | 3/25 | VS. CGY | 2-0 | 31 |
| 2009-10 (1) | | | | |
| Marc-Andre Fleury (16) | 3/18 | @ BOS | 3-0 | 17 |
| 2010-11 (5) | | | | |
| Brent Johnson | 10/30 | @ CAR | 3-0 | 33 |
| Marc-Andre Fleury (17) | 11/24 | @ BUF | 1-0 | 30 |
| Marc-Andre Fleury (18) | 1/25 | VS. NYI | 1-0 | 29 |
| Johnson/Fleury | 2/2 | VS. NYI | 3-0 | 23 |
| <i>(Fleury replaced Johnson at 59:19)</i> | | | | |
| Marc-Andre Fleury (19) | 3/25 | VS. NJD | 1-0 | 25 |
| 2011-12 (3) | | | | |
| Marc-Andre Fleury (20) | 10/25 | @ NYI | 3-0 | 33 |
| Marc-Andre Fleury (21) | 11/21 | VS. NYI | 5-0 | 29 |
| Marc-Andre Fleury (22) | 2/21 | VS. NYR | 2-0 | 27 |
| 2012-13 (5) | | | | |
| Tomas Vokoun | 1/31 | @ NYR | 3-0 | 28 |
| Marc-Andre Fleury (23) | 3/16 | VS. NYR | 3-0 | 23 |
| Fleury/Vokoun | 3/26 | VS. MTL | 1-0 | 37 |
| <i>(Vokoun replaced Fleury at 40:00)</i> | | | | |
| Tomas Vokoun (2) | 3/28 | VS. WPG | 4-0 | 20 |
| Tomas Vokoun (3) | 3/30 | VS. NYI | 2-0 | 35 |
| 2013-14 (6) | | | | |
| Marc-Andre Fleury (24) | 10/3 | VS. NJD | 3-0 | 27 |
| Jeff Zatkoff | 11/2 | @ CBJ | 3-0 | 19 |
| Marc-Andre Fleury (25) | 11/20 | @ WSH | 4-0 | 18 |
| Marc-Andre Fleury (26) | 11/29 | @ TBL | 3-0 | 21 |
| Marc-Andre Fleury (27) | 1/27 | VS. BUF | 3-0 | 24 |
| Marc-Andre Fleury (28) | 3/11 | VS. WSH | 2-0 | 32 |

| PLAYER | DATE | OPP | SCORE | SAVES |
|------------------------|-------|---------|-------|-------|
| 2014-15 (10) | | | | |
| Marc-Andre Fleury (29) | 10/25 | @ NSH | 3-0 | 25 |
| Marc-Andre Fleury (30) | 10/30 | VS. LAK | 3-0 | 36 |
| Marc-Andre Fleury (31) | 11/1 | VS. BUF | 5-0 | 18 |
| Marc-Andre Fleury (32) | 11/18 | @ MTL | 4-0 | 27 |
| Marc-Andre Fleury (33) | 12/2 | VS. NJD | 1-0 | 29 |
| Marc-Andre Fleury (34) | 12/18 | VS. COL | 1-0 | 29 |
| Marc-Andre Fleury (35) | 2/4 | @ EDM | 2-0 | 22 |
| Marc-Andre Fleury (36) | 2/6 | @ CGY | 4-0 | 21 |
| Marc-Andre Fleury (37) | 3/7 | @ LAK | 1-0 | 31 |
| Marc-Andre Fleury (38) | 4/11 | @ BUF | 2-0 | 35 |
| 2015-16 (6) | | | | |
| Marc-Andre Fleury (39) | 10/15 | VS. OTT | 2-0 | 22 |
| Marc-Andre Fleury (40) | 10/31 | @ TOR | 4-0 | 21 |
| Marc-Andre Fleury (41) | 1/17 | VS. CAR | 5-0 | 22 |
| Marc-Andre Fleury (42) | 1/26 | VS. NJD | 2-0 | 25 |
| Marc-Andre Fleury (43) | 2/29 | VS. ARI | 6-0 | 30 |
| Matt Murray | 4/2 | @ NYI | 5-0 | 24 |
| 2016-17 (5) | | | | |
| Matt Murray (2) | 11/5 | @ SJS | 5-0 | 32 |
| Matt Murray (3) | 12/12 | VS. ARI | 7-0 | 32 |
| Matt Murray (4) | 2/14 | VS. VAN | 4-0 | 29 |
| Matt Murray (5) | 3/11 | @ VAN | 3-0 | 27 |
| Marc-Andre Fleury (44) | 3/19 | VS. FLA | 4-0 | 21 |
| 2017-18 (4) | | | | |
| Matt Murray (6) | 10/7 | VS. NSH | 4-0 | 26 |
| Tristan Jarry | 12/1 | @ BUF | 4-0 | 34 |
| Tristan Jarry (2) | 1/5 | @ NYI | 4-0 | 31 |
| Casey DeSmith | 4/6 | VS. OTT | 4-0 | 35 |

TOTAL - 173**HOME - 98****ROAD - 75**

MOST ALL-TIME - Marc-Andre Fleury (44)
 MOST ONE YEAR (Ind.) - Marc-Andre Fleury (10) 2014-15
 MOST ONE YEAR (Team) - 10 in 2014-15

Shutouts Against

| PLAYER | DATE | OPP | SCORE | SAVES |
|--------------------|-------|---------|-------|-------|
| 1967-68 (5) | | | | |
| Doug Favell | 10/19 | @ PHI | 1-0 | 17 |
| Gary Smith | 12/27 | VS. CAL | 0-0 | 34 |
| Bruce Gamble | 1/13 | @ TOR | 7-0 | 33 |
| Ed Giacomin | 3/17 | @ NYR | 3-0 | 20 |
| Cesare Maniago | 3/23 | @ MIN | 3-0 | 31 |

| | | | | |
|--------------------|-------|---------|-----|----|
| 1968-69 (8) | | | | |
| Bernie Parent | 10/17 | @ PHI | 3-0 | 20 |
| Doug Favell (2) | 11/9 | VS. PHI | 3-0 | 37 |
| Gerry Desjardins | 1/18 | @ LAK | 4-0 | 30 |
| Bruce Gamble (2) | 1/25 | VS. TOR | 2-0 | 30 |
| Glenn Hall | 2/12 | @ STL | 2-0 | 19 |
| Lorne Worsley | 2/16 | VS. MTL | 4-0 | 36 |
| Roy Edwards | 2/20 | @ DET | 3-0 | 26 |
| Ed Johnston | 3/2 | @ BOS | 4-0 | 19 |

| | | | | |
|----------------------|-------|---------|-----|----|
| 1969-70 (14) | | | | |
| Gerry Cheevers | 10/19 | @ BOS | 4-0 | 26 |
| Gerry Desjardins (2) | 10/22 | @ LAK | 2-0 | 25 |
| Ernie Wakely | 11/13 | @ STL | 4-0 | 25 |
| Jacques Plante | 11/19 | VS. STL | 4-0 | 18 |
| Bruce Gamble (3) | 12/6 | @ TOR | 5-0 | 25 |
| Bernie Parent (2) | 12/21 | @ PHI | 4-0 | 28 |
| Tony Esposito | 12/27 | VS. CHI | 3-0 | 30 |
| Ernie Wakely (2) | 1/3 | @ STL | 6-0 | 26 |
| Tony Esposito (2) | 1/14 | @ CHI | 5-0 | 28 |
| Bruce Gamble (4) | 1/17 | @ TOR | 4-0 | 38 |
| Terry Sawchuk | 2/1 | @ NYR | 6-0 | 29 |
| Gerry Cheevers (2) | 2/14 | VS. BOS | 3-0 | 35 |
| Ed Giacomin (2) | 3/8 | @ NYR | 0-0 | 25 |
| Ed Giacomin (3) | 3/18 | VS. NYR | 2-0 | 30 |

| | | | | |
|--------------------|-------|---------|-----|----|
| 1970-71 (7) | | | | |
| Bernie Parent (3) | 10/17 | VS. PHI | 0-0 | 30 |
| Ernie Wakely (3) | 11/19 | VS. STL | 1-0 | 20 |
| Cesare Maniago (2) | 12/12 | VS. MIN | 1-0 | 35 |
| Tony Esposito (3) | 2/7 | @ CHI | 1-0 | 28 |
| Ed Giacomin (4) | 2/20 | VS. NYR | 2-0 | 37 |
| Ed Giacomin (5) | 2/27 | VS. NYR | 4-0 | 26 |
| Cesare Maniago (3) | 3/13 | VS. MIN | 0-0 | 31 |

| PLAYER | DATE | OPP | SCORE | SAVES |
|--------------------|-------|---------|-------|-------|
| 1971-72 (6) | | | | |
| Cesare Maniago (4) | 10/28 | @ MIN | 2-0 | 35 |
| Gary Smith (2) | 1/8 | VS. CHI | 4-0 | 24 |
| Ernie Wakely (4) | 1/22 | @ STL | 1-0 | 25 |
| Bruce Gamble (5) | 1/30 | @ PHI | 4-0 | 33 |
| Cesare Maniago (5) | 2/20 | @ MIN | 2-0 | 40 |
| Bernie Parent (4) | 2/23 | @ TOR | 2-0 | 34 |

| | | | | |
|---|-------|---------|-----|----|
| 1972-73 (3) | | | | |
| Roger Crozier | 11/12 | @ BUF | 1-0 | 18 |
| Ron Low/Jacques Plante | 12/29 | VS. TOR | 4-0 | 42 |
| <i>(Plante replaced Low at 39:36. Low replaced Plante at 40:00)</i> | | | | |
| Ed Giacomin (6) | 1/7 | @ NYR | 3-0 | 24 |

| | | | | |
|--------------------|-------|---------|-----|----|
| 1973-74 (7) | | | | |
| Bernie Parent (5) | 10/27 | VS. PHI | 6-0 | 23 |
| Dunc Wilson | 11/3 | @ TOR | 6-0 | 33 |
| Bernie Parent (6) | 11/4 | @ PHI | 7-0 | 29 |
| Ed Giacomin (7) | 11/18 | @ NYR | 7-0 | 33 |
| Doug Grant | 12/15 | VS. DET | 2-0 | 36 |
| Rogie Vachon | 1/16 | VS. LAK | 2-0 | 34 |
| Rogie Vachon (2) | 1/26 | VS. LAK | 2-0 | 25 |

| | | | | |
|--------------------|-------|---------|-----|----|
| 1974-75 (6) | | | | |
| Rogie Vachon (3) | 10/28 | @ LAK | 2-0 | 23 |
| Rogie Vachon (4) | 11/23 | VS. LAK | 0-0 | 32 |
| Bernie Parent (7) | 12/22 | @ PHI | 4-0 | 24 |
| Bernie Parent (8) | 3/13 | @ PHI | 6-0 | 22 |
| Rogie Vachon (5) | 3/22 | @ LAK | 4-0 | 31 |
| Ken Dryden | 4/2 | @ MTL | 6-0 | 23 |

| | | | | |
|----------------------|-------|-------|-----|----|
| 1975-76 (2) | | | | |
| Rogie Vachon (6) | 10/30 | @ LAK | 4-0 | 21 |
| Gerry Desjardins (3) | 1/11 | @ BUF | 6-0 | 28 |

| | | | | |
|--------------------|-------|---------|-----|----|
| 1976-77 (7) | | | | |
| Bernie Parent (9) | 10/28 | @ PHI | 3-0 | 21 |
| Gerry Cheevers (3) | 11/24 | VS. BOS | 4-0 | 34 |
| Wayne Thomas | 1/11 | VS. TOR | 2-0 | 30 |
| Gerry Edwards | 2/3 | @ CLE | 0-0 | 22 |
| Rogie Vachon (7) | 3/2 | VS. LAK | 5-0 | 26 |
| Wayne Stephenson | 3/13 | @ PHI | 4-0 | 22 |
| Gilles Gilbert | 3/27 | @ BOS | 3-0 | 11 |

| PLAYER | DATE | OPP | SCORE | SAVES |
|--------------------|-------|---------|-------|-------|
| 1977-78 (2) | | | | |
| Bernie Parent (10) | 10/20 | @ PHI | 11-0 | 20 |
| Dan Bouchard | 1/18 | @ ATL | 1-0 | 25 |
| 1978-79 (4) | | | | |
| Dan Bouchard (2) | 11/3 | @ ATL | 2-0 | 25 |
| Michel Larocque | 2/22 | @ MTL | 12-0 | 25 |
| Mario Lessard | 3/7 | VS. LAK | 4-0 | 26 |
| Mike Palmateer | 3/11 | @ TOR | 4-0 | 39 |
| 1979-80 (6) | | | | |
| Tony Esposito (4) | 12/19 | @ CHI | 0-0 | 37 |
| Pete Peeters | 2/2 | VS. PHI | 4-0 | 30 |
| Don Edwards | 2/7 | @ BUF | 9-0 | 25 |
| Michel Dion | 2/24 | @ QUE | 2-0 | 33 |
| Glenn Resch | 3/2 | VS. NYI | 0-0 | 22 |
| Bill McKenzie | 3/28 | @ COL | 5-0 | 30 |
| 1980-81 (1) | | | | |
| Pete Peeters (2) | 1/21 | VS. PHI | 5-0 | 33 |
| 1981-82 (1) | | | | |
| Pat Riggan | 1/16 | @ CGY | 4-0 | 29 |
| 1982-83 (3) | | | | |
| Billy Smith | 10/14 | @ NYI | 9-0 | 30 |
| Pelle Lindberg | 12/4 | VS. PHI | 0-0 | 24 |
| Markus Mattson | 1/12 | VS. MIN | 7-0 | 40 |
| 1983-84 (4) | | | | |
| Al Jensen | 10/25 | VS. WSH | 1-0 | 26 |
| Mike Liut | 12/31 | @ STL | 2-0 | 16 |
| Tony Esposito (5) | 1/15 | @ CHI | 2-0 | 35 |
| Pat Riggan (2) | 3/24 | @ WSH | 6-0 | 18 |
| 1984-85 (2) | | | | |
| Kelly Hrudey | 2/2 | VS. NYI | 4-0 | 26 |
| Bob Janecyk | 3/5 | @ LAK | 6-0 | 21 |
| 1985-86 (1) | | | | |
| Kelly Hrudey (2) | 1/9 | @ NYI | 9-0 | 27 |
| 1986-87 (2) | | | | |
| Darren Elliot | 12/17 | @ LAK | 3-0 | 26 |
| Glen Hanlon | 1/18 | VS. DET | 1-0 | 36 |
| 1987-88 (3) | | | | |
| Allan Bester | 10/29 | VS. TOR | 8-0 | 26 |
| Kirk McLean | 2/17 | @ VAN | 5-0 | 27 |
| Sean Burke | 3/29 | @ NJD | 4-0 | 25 |

| PLAYER | DATE | OPP | SCORE | SAVES |
|---------------------|-------|---------|-------|-------|
| 1988-89 (1) | | | | |
| Pete Peeters (3) | 1/2 | @ WSH | 8-0 | 14 |
| 1989-90 (0) | | | | |
| 1990-91 (0) | | | | |
| 1991-92 (3) | | | | |
| Don Beaupre | 10/29 | VS. WSH | 8-0 | 26 |
| Craig Billington | 1/2 | @ NJD | 4-0 | 16 |
| Bob Essensa | 1/28 | VS. WPG | 4-0 | 38 |
| 1992-93 (2) | | | | |
| Tim Cheveldae | 11/13 | @ DET | 8-0 | 26 |
| John Blue | 1/14 | @ BOS | 7-0 | 21 |
| 1993-94 (0) | | | | |
| 1994-95 (1) | | | | |
| John Vanbiesbrouck | 3/26 | @ FLA | 2-0 | 24 |
| 1995-96 (2) | | | | |
| Jocelyn Thibault | 12/23 | @ MTL | 1-0 | 29 |
| Chris Osgood | 2/3 | @ DET | 3-0 | 23 |
| 1996-97 (1) | | | | |
| Mike Richter | 3/24 | @ NYR | 3-0 | 34 |
| 1997-98 (6) | | | | |
| Andy Moog | 10/8 | VS. MTL | 3-0 | 26 |
| Martin Brodeur | 12/4 | VS. NJD | 4-0 | 28 |
| Andy Moog (2) | 12/27 | VS. MTL | 1-0 | 19 |
| Damien Rhodes | 1/20 | VS. OTT | 0-0 | 23 |
| Dominik Hasek | 3/15 | @ BUF | 3-0 | 22 |
| Ed Belfour | 3/22 | @ DAL | 0-0 | 20 |
| 1998-99 (3) | | | | |
| Darren Poppa | 10/21 | @ TBL | 5-0 | 28 |
| Byron Dafoe | 1/7 | VS. BOS | 0-0 | 26 |
| Jamie Storr | 12/22 | VS. LAK | 3-0 | 25 |
| 1999-00 (2) | | | | |
| Jeff Hackett | 3/8 | VS. MTL | 3-0 | 24 |
| Patrick Lalime | 3/9 | @ OTT | 7-0 | 16 |
| 2000-01 (1) | | | | |
| Martin Brodeur (2) | 10/28 | VS. NJD | 9-0 | 21 |
| 2001-02 (10) | | | | |
| Curtis Joseph | 10/27 | @ TOR | 4-0 | 23 |
| Brian Boucher | 10/31 | @ PHI | 3-0 | 27 |
| Roberto Luongo | 11/7 | @ FLA | 2-0 | 17 |
| Tomas Vokoun | 11/23 | @ NSH | 5-0 | 27 |
| Evgeni Nabokov | 11/29 | @ SJS | 5-0 | 38 |

| PLAYER | DATE | OPP | SCORE | SAVES |
|----------------------|-------|---------|-------|-------|
| Tom Barrasso | 12/16 | VS. CAR | 7-0 | 11 |
| Martin Brodeur (3) | 12/26 | @ NJD | 4-0 | 20 |
| Jocelyn Thibault (2) | 1/6 | @ CHI | 2-0 | 22 |
| Jose Theodore | 2/7 | @ MTL | 1-0 | 30 |
| Jose Theodore (2) | 4/1 | VS. MTL | 3-0 | 28 |

2002-03 (10)

| | | | | |
|--------------------|-------|---------|-----|----|
| Ed Belfour (2) | 10/10 | VS. TOR | 6-0 | 33 |
| J. S. Giguere | 12/15 | @ ANA | 5-0 | 19 |
| Roberto Luongo (2) | 1/18 | @ FLA | 3-0 | 35 |
| Martin Biron | 1/21 | @ BUF | 0-0 | 23 |
| Roberto Luongo (3) | 2/6 | VS. FLA | 6-0 | 28 |
| Patrick Lalime (2) | 2/12 | VS. OTT | 3-0 | 20 |
| Mike Dunham | 2/14 | @ NYR | 1-0 | 26 |
| Tomas Vokoun (2) | 2/27 | @ NSH | 6-0 | 22 |
| Kevin Weekes | 3/6 | VS CAR | 4-0 | 21 |
| Roman Cechmanek | 3/29 | @ PHI | 3-0 | 20 |

2003-04 (7)

| | | | | |
|--------------------|-------|---------|-----|----|
| Cristobal Huet | 10/10 | VS. LAK | 3-0 | 11 |
| Nikolai Khabibulin | 11/8 | @ TBL | 9-0 | 15 |
| Corey Schwab | 12/27 | VS. NJD | 2-0 | 21 |
| Mikael Tellqvist | 1/5 | VS. TOR | 5-0 | 25 |
| Jose Theodore (3) | 1/10 | VS. MTL | 8-0 | 25 |
| Scott Clemmensen | 1/20 | VS. NJD | 3-0 | 25 |
| Roberto Luongo (4) | 2/20 | VS. FLA | 2-0 | 34 |

2005-06 (5)

| | | | | |
|----------------------|-------|---------|-----|----|
| Mike Dunham (2) | 11/9 | @ ATL | 5-0 | 26 |
| Manny Fernandez | 12/8 | VS. MIN | 5-0 | 22 |
| Curtis Sanford | 12/13 | @ STL | 3-0 | 21 |
| Mikael Tellqvist (2) | 3/19 | VS. TOR | 1-0 | 21 |
| Sean Burke (2) | 4/8 | @ TBL | 1-0 | 25 |

2006-07 (3)

| | | | | |
|--------------------|-------|---------|-----|----|
| Dominik Hasek (2) | 10/7 | VS. DET | 2-0 | 13 |
| Martin Brodeur (4) | 12/26 | @ NJD | 3-0 | 26 |
| Martin Brodeur (5) | 2/27 | VS. NJD | 1-0 | 31 |

2007-08 (3)

| | | | | |
|------------------|-------|---------|-----|----|
| Henrik Lundqvist | 12/18 | @ NYR | 4-0 | 18 |
| Johan Holmqvist | 1/18 | VS. TBL | 3-0 | 27 |
| Martin Biron (2) | 4/6 | @ PHI | 2-0 | 20 |

2008-09 (3)

| | | | | |
|----------------------|-------|---------|-----|----|
| Mike Smith | 12/23 | VS. TBL | 2-0 | 15 |
| Henrik Lundqvist (2) | 1/5 | @ NYR | 4-0 | 27 |
| Ty Conklin | 2/8 | VS. DET | 3-0 | 25 |

| PLAYER | DATE | OPP | SCORE | SAVES |
|--------------------|-------|---------|-------|-------|
| 2009-10 (7) | | | | |
| Ilya Bryzgalov | 10/7 | VS. PHX | 3-0 | 24 |
| Evgeni Nabokov (2) | 11/7 | @ SJS | 5-0 | 27 |
| Tim Thomas | 11/10 | @ BOS | 3-0 | 27 |
| Martin Brodeur (6) | 12/21 | VS. NJD | 4-0 | 35 |
| Martin Brodeur (7) | 12/30 | @ NJD | 2-0 | 32 |
| Mike Smith (2) | 3/31 | VS. TBL | 2-0 | 27 |
| Johan Hedberg | 4/10 | @ ATL | 1-0 | 33 |

2010-11 (7)

| | | | | |
|---------------------|-------|---------|-----------|----|
| Jaroslav Halak | 10/23 | @ STL | 1-0 | 31 |
| Jose Theodore (4) | 1/8 | VS. MIN | 4-0 | 26 |
| Martin Brodeur (8) | 1/20 | @ NJD | 2-0 | 23 |
| Michal Neuvirth | 2/6 | @ WSH | 3-0 | 22 |
| Michal Neuvirth (2) | 2/21 | VS. WSH | 1-0 | 39 |
| Carey Price | 3/12 | VS. MTL | 3-0 | 26 |
| Martin Brodeur (9) | 3/25 | VS. NJD | 1-0 (SOL) | 29 |

2011-12 (2)

| | | | | |
|------------------|------|-------|-----|----|
| Tomas Vokoun (3) | 1/11 | @ WSH | 1-0 | 30 |
| James Reimer | 2/1 | @ TOR | 1-0 | 25 |

2012-13 (0)**2013-14 (6)**

| | | | | |
|------------------|-------|---------|-----|----|
| J.S. Giguere (2) | 10/21 | VS. COL | 1-0 | 34 |
| Craig Anderson | 12/23 | @ OTT | 5-0 | 41 |
| Kari Lehtonen | 1/25 | @ DAL | 3-0 | 24 |
| Steve Mason | 3/15 | @ PHI | 4-0 | 25 |
| Brian Elliott | 3/23 | VS. STL | 1-0 | 33 |
| Ilya Bryzgalov | 4/5 | @ MIN | 4-0 | 20 |

2014-15 (8)

| | | | | |
|----------------------|-------|---------|-----|----|
| Henrik Lundqvist (3) | 11/11 | @ NYR | 5-0 | 33 |
| Eddie Lack | 12/4 | VS. VAN | 3-0 | 22 |
| Braden Holtby | 12/27 | VS. WSH | 3-0 | 31 |
| Braden Holtby (2) | 1/28 | @ WSH | 4-0 | 27 |
| Harter Hutton | 2/1 | VS. NSH | 4-0 | 21 |
| Ryan Miller | 2/7 | @ VAN | 5-0 | 31 |
| Tuukka Rask | 3/14 | VS. BOS | 2-0 | 30 |
| Corey Schneider | 3/17 | @ NJD | 2-0 | 35 |

| PLAYER | DATE | OPP | SCORE | SAVES |
|----------------------|-------|---------|-------|-------|
| 2015-16 (6) | | | | |
| Antti Niemi | 10/8 | @ DAL | 3-0 | 37 |
| Corey Schneider [2] | 11/14 | @ NJD | 4-0 | 21 |
| Tuukka Rask [2] | 12/16 | @ BOS | 3-0 | 34 |
| Connor Hellebuyck | 12/27 | @ WPG | 1-0 | 30 |
| Henrik Lundqvist [4] | 2/10 | VS. NYR | 3-0 | 34 |
| Scott Wedgewood | 3/24 | VS. NJD | 3-0 | 39 |
| 2016-17 (4) | | | | |
| Al Montoya | 10/18 | @ MTL | 4-0 | 36 |
| Peter Budaj | 12/16 | VS. LAK | 1-0 | 39 |
| Carter Hutton [2] | 1/24 | VS. STL | 3-0 | 34 |
| Steve Mason [2] | 3/15 | @ PHI | 4-0 | 23 |
| 2017-18 (2) | | | | |
| John Gibson | 12/23 | VS. ANH | 4-0 | 29 |
| Cam Ward | 1/4 | VS. CAR | 4-0 | 21 |

TOTAL - 199
AT PITTSBURGH - 82
ON THE ROAD - 117

MOST SHUTOUTS AGAINST - Bernie Parent [10]
 MOST ONE YEAR (Ind.) - Rogie Vachon [3] 1974-75
 MOST ALL TIME (Team) - Philadelphia [20]
 MOST ONE YEAR (Team) - NYR, STL & LAK [3]
 1969-70, 1969-70 & 1974-75

FASTEST GOALS

Teams

FASTEST TWO GOALS

| | | |
|-------------------|------|--|
| BOTH TEAMS | 0:04 | Wayne Bianchin (Pittsburgh) & Guy Chouinard (Atlanta), March 15, 1977 at Atlanta in a 7-3 Flames win. (NHL Record) |
| PENGUINS | 0:06 | Paul Coffey & Troy Loney, Feb. 22, 1990 vs. NY Islanders in a 4-3 Penguins win. |
| | 0:06 | Mark Recchi & John Cullen, Feb. 16, 1990 at Winnipeg in a 3-3 tie. |
| OPPONENTS | 0:06 | Rick Tocchet & Jeremy Roenick (Phoenix), Jan. 13, 1999 at Phoenix in a 5-3 Coyotes win. |
| | 0:06 | Sylvain Turgeon (2) (Hartford), March 28, 1987 at Hartford in a 5-4 Whalers win. |
| | 0:06 | Guy Lafleur and Steve Shutt (Montreal), April 2, 1975 at Montreal in a 6-0 Canadiens win. |

FASTEST THREE GOALS

| | | |
|-------------------|------|--|
| BOTH TEAMS | 0:30 | Mario Lemieux (2) & Al Iafrate (Toronto), Oct. 17, 1989 vs. Toronto in a 7-5 Penguins win. |
| PENGUINS | 0:27 | Al McDonough, Ken Schinkel & Ron Schock, Nov. 22, 1972 vs. St. Louis in a 10-4 Penguins win. |
| OPPONENTS | 0:21 | Michal Pivonka & Steve Leach (2), Nov. 25, 1990 at Washington in a 7-3 Capitals win. |

FASTEST FOUR GOALS

| | | |
|-------------------|------|---|
| BOTH TEAMS | 1:17 | Pierre Larouche (Pittsburgh), Guy Lafleur (2) & Pete Mahovlich (Montreal), Jan. 26, 1975 at Montreal in a 7-2 Canadiens win. |
| PENGUINS | 1:39 | Alexei Kovalev (2), Jaromir Jagr & Stu Barnes, Dec. 12, 1998 at St. Louis in a 4-3 Penguins win. |
| OPPONENTS | 1:22 | Bobby Clarke, Ilkka Sinisalo, Reggie Leach & Ken Linseman (Philadelphia), Oct. 11, 1981 at Philadelphia in an 8-2 Flyers win. |

FASTEST FIVE GOALS

| | | |
|-------------------|------|---|
| BOTH TEAMS | 3:32 | Brett Connolly & Lars Eller (Washington), Evgeni Malkin (2) & Bryan Rust (Pittsburgh), Jan. 16, 2017 vs. Washington in an 8-7 Penguins win. |
| PENGUINS | 2:07 | Bryan Hextall, Jean Pronovost, Al McDonough, Ken Schinkel & Ron Schock, Nov. 22, 1972 vs. St. Louis in a 10-4 Penguins win. |
| OPPONENTS | 2:37 | Duane Sutter (2), Bryan Trottier (2) & John Tonelli (NY Islanders), Jan. 26, 1982 at New York in a 9-2 Islanders win. |

FASTEST GOAL, START OF GAME

| | | |
|------------------|------|--|
| PENGUINS | 0:06 | Jean Pronovost, Mar. 25, 1976 at St. Louis in a 5-2 Blues win. |
| OPPONENTS | 0:08 | Kyle Wellwood (Winnipeg), Oct. 17, 2011 at Winnipeg in a 2-1 Jets win. |

FASTEST GOAL, START OF SECOND PERIOD

| | | |
|------------------|------|--|
| PENGUINS | 0:07 | Lowell MacDonald, Feb. 10, 1973 at Boston in a 6-3 Bruins win. |
| OPPONENTS | 0:07 | Stan Gilbertson (Washington), Nov. 12, 1975 at Washington in a 6-6 tie. |
| | 0:07 | Joey Johnston (California), Oct. 20, 1973 at Pittsburgh in a 5-3 Penguins win. |

FASTEST GOAL, START OF THIRD PERIOD

| | | |
|------------------|------|---|
| PENGUINS | 0:11 | Martin Straka, Oct. 18, 2003 vs. Detroit in a 4-3 Penguins win. |
| OPPONENTS | 0:13 | Janne Ojanen (New Jersey), Oct. 24, 1992 at New Jersey in a 4-3 Penguins win. |

FASTEST GOAL, OVERTIME

| | | |
|------------------|------|---|
| PENGUINS | 0:13 | Kevin Stevens, Mar. 21, 1991 vs. NY Rangers in a 5-4 Penguins win. |
| OPPONENTS | 0:08 | Tony Amonte (NY Rangers), Feb. 21, 1994 at New York in a 4-3 Rangers win. |

EARLIEST WINNING GOAL

| | | |
|------------------|------|--|
| PENGUINS | 0:32 | Martin Straka, Mar. 13, 1999 vs. Philadelphia in a 4-0 Penguins win. |
| OPPONENTS | 0:09 | Ross Lonsberry (Philadelphia), Oct. 9, 1983 at Philadelphia in an 11-0 Flyers win. |

FASTEST TWO GOALS FROM START OF GAME

| | | |
|------------------|------|--|
| PENGUINS | 0:29 | George Ferguson & Greg Malone, Dec. 6, 1980 vs. Chicago in a 6-4 Penguins win. |
| OPPONENTS | 0:40 | Tim Kerr & Bill Barber (Philadelphia), Oct. 9, 1983 at Philadelphia in a 7-1 Flyers win. |

Individuals**FASTEST TWO GOALS**

| | | |
|------------------|------|--|
| PENGUINS | 0:07 | Martin Straka, Feb. 11, 2000 vs. Edmonton (Tommy Salo) in a 2-2 tie. |
| | 0:07 | Wally Boyer, Mar. 5, 1970 at Detroit (Roy Edwards) in a 5-3 Red Wings win. |
| OPPONENTS | 0:06 | Sylvain Turgeon (Hartford), Mar. 28, 1987 at Hartford (Pat Riggin) in a 5-4 Whalers win. |

FASTEST TWO ASSISTS

| | | |
|------------------|------|--|
| PENGUINS | 0:07 | Ron Schock, Mar. 5, 1970 at Detroit on two goals by Wally Boyer in a 5-3 Red Wings win. |
| OPPONENTS | 0:06 | Pete Mahovlich (Montreal), April 2, 1975 at Montreal on goals by Guy Lafleur and Steve Shutt in a 6-0 Canadiens win. |

FASTEST THREE GOALS

| | | |
|------------------|------|---|
| PENGUINS | 4:10 | Nils Ekman, Nov. 8, 2006 vs. Tampa Bay (Johan Holmqvist) in a 4-3 Penguins loss. |
| OPPONENTS | 1:18 | Derek King (NY Islanders), Oct. 15, 1991 at New York (Tom Barrasso) in a 7-6 Penguins overtime victory. |

FASTEST FOUR GOALS

| | | |
|------------------|-------|---|
| PENGUINS | 14:54 | Mario Lemieux, Jan. 26, 1997 at Montreal (Jocelyn Thibault) in a 5-2 Penguins win. |
| OPPONENTS | 34:40 | Stan Gilbertson (Washington), April 6, 1975 at Washington (Bob Johnson) in an 8-4 Capitals win. |

DRAFT PICKS ALL-TIME

1967 EXPANSION DRAFT

| | | |
|---|----|------------|
| Joe Daley | G | Detroit |
| Roy Edwards | G | Chicago |
| Earl Ingarfield | C | NY Rangers |
| Al MacNeil | D | NY Rangers |
| Larry Jeffrey | LW | Toronto |
| [Traded to NY Rangers for George Konik, Paul Andrea, Dunc McCallum and Frank Francis] | | |
| Ab McDonald | LW | Detroit |
| Leo Boivin | D | Detroit |
| Noel Price | D | Montreal |
| Keith McCreary | LW | Montreal |
| Ken Schinkel | RW | NY Rangers |
| Bob Dillabough | C | Boston |
| Art Stratton | C | Chicago |
| Val Fonteyne | LW | Detroit |
| Jeannot Gilbert | C | Boston |
| Tom McCarthy | LW | Montreal |
| Bill Dea | LW | Chicago |
| Bob Rivard | LW | Montreal |
| Mel Pearson | LW | Chicago |
| Andy Bathgate | RW | Detroit |
| Les Hunt | D | NY Rangers |

1967

| | | | |
|------|------------|---|------------------|
| 1/2 | Steve Rexe | G | Belleville |
| 2/11 | Bob Smith | C | Sault Ste. Marie |

1968

| | | | |
|------|--------------|----|--------------------|
| 1/4 | Garry Swain | C | Niagara Falls |
| 2/14 | Ron Snell | RW | Regina |
| 3/21 | Dave Simpson | D | Port Arthur Marris |

1969

| | | | |
|------|---|----|------------|
| 1/4 | Traded to Boston for Jean Pronovost and John Arbour | | |
| 2/15 | Rick Kessell | C | Oshawa |
| 3/26 | Michel Briere | C | Shawinigan |
| 4/38 | Yvon Labre | D | Toronto |
| 5/50 | Rusty Patenaude | RW | Calgary |
| 6/62 | Paul Hoganson | G | Toronto |
| 7/73 | Traded to St. Louis for cash | | |
| 8/79 | Traded to Montreal for cash | | |

1970 INTRA-LEAGUE DRAFT

| | | | |
|-----|------------------|----|-------------|
| 1/7 | Lowell MacDonald | RW | Springfield |
|-----|------------------|----|-------------|

1970

| | | | |
|-------|----------------|----|----------------|
| 1/7 | Greg Polis | LW | Estevan |
| 2/21 | John Stewart | LW | Flin Flon |
| 3/35 | Larry Bignell | D | Edmonton |
| 4/49 | Connie Forey | LW | Ottawa |
| 5/63 | Steve Cardwell | LW | Oshawa |
| 6/77 | Bob Fitchner | C | Brandon |
| 7/90 | Jim Pearson | D | St. Catharines |
| 8/102 | Cam Newton | G | Kitchener |
| 9/110 | Ron Lemieux | D | Dauphin |

1971

| | | | |
|-------|---|----|----------------|
| 1/4 | Traded to St. Louis with Lou Angotti for Ron Schock, Craig Cameron and 1972 second-round choice | | |
| 2/18 | Brian McKenzie | LW | St. Catharines |
| 3/32 | Joe Norris | D | Toronto |
| 4/46 | Gerry Methe | LW | Oshawa |
| 5/60 | Dave Murphy | G | North Dakota |
| 6/74 | Ian Williams | RW | Notre Dame |
| 7/88 | Doug Elliott | D | Harvard |
| 8/102 | Traded to Vancouver for 1972 NHL Expansion Draft protection | | |

1972

| | | | |
|--|---------------------------------------|----|-----------------|
| 1/4 | Traded to Minnesota for Bob Woytowich | | |
| 2/24 | Jack Lynch | D | Oshawa |
| 2/30 | Bernie Lukowich | RW | New Westminster |
| [Choice acquired from St. Louis with Ron Schock and Craig Cameron for Lou Angotti and 1971 first-round choice] | | | |
| 3/40 | Denis Herron | G | Trois Rivieres |
| 4/56 | Ron Lalonde | C | Peterborough |
| 5/72 | Brian Walker | C | Calgary |
| 6/88 | Jeff Ablett | LW | Medicine Hat |
| 7/104 | D'Arcy Keating | D | Notre Dame |
| 8/120 | Yves Bergeron | RW | Shawinigan |
| 9/136 | Jay Babcock | LW | London |
| 9/149 | Don Atchison | G | Saskatoon |

1973

| | | | |
|--|---|----|--------------|
| 1/7 | Blaine Stoughton | RW | Flin Flon |
| 2/23 | Wayne Bianchin | LW | Flin Flon |
| 2/27 | Colin Campbell | D | Peterborough |
| [Choice acquired from Detroit with 1974 second-round pick for Roy Edwards] | | | |
| 3/39 | Traded to Detroit for Andy Brown and cash | | |
| 4/55 | Dennis Owchar | D | Toronto |

| | | | |
|--------|---------------|----|-----------------|
| 5/71 | Guido Tenesi | D | Oshawa |
| 6/87 | Don Seiling | LW | Oshawa |
| 7/103 | Terry Ewasiuk | LW | Victoria |
| 8/119 | Fred Comrie | C | Edmonton |
| 9/134 | Gord Lane | D | New Westminster |
| 10/150 | Randy Aimoe | D | Medicine Hat |
| 11/164 | Don McLeod | C | Saskatoon |

1974

| | | | |
|--------|--|----|-----------------|
| 1/8 | Pierre Larouche | C | Sorel |
| 2/26 | Traded to St. Louis with Bryan Watson and Greg Polis for Bob Kelly, Steve Durbano and Ab DeMarco | | |
| 2/27 | Jacques Cossette | RW | Sorel |
| | [Choice acquired from Detroit for Roy Edwards] | | |
| 3/44 | Traded to Detroit with Hank Nowak for Nelson DeBenedet | | |
| 4/62 | Mario Faubert | D | St. Louis Univ. |
| 5/80 | Bruce Abehart | G | London |
| 6/98 | William Schneider | LW | U. of Minnesota |
| 7/116 | Robbie Laird | LW | Regina |
| 8/133 | Larry Finck | D | St. Catharines |
| 9/150 | Jim Chicoyne | D | Brandon |
| 10/166 | Rick Urich | RW | Regina |
| 11/181 | Serge Gamelin | RW | Sorel |
| 12/195 | Richard Perron | D | Quebec |
| 13/206 | Richard Hindmarch | RW | Calgary Univ. |
| 14/216 | William Davis | D | Colgate Univ. |
| 15/223 | J.D. Mathers | D | Northeastern |

1975

| | | | |
|--------|----------------------|----|-----------------|
| 1/13 | Gordon Laxton | G | New Westminster |
| 2/31 | Russ Anderson | D | U. of Minnesota |
| 3/49 | Paul Baxter | D | Winnipeg |
| 4/67 | Stu Younger | LW | Michigan Tech |
| 5/85 | Kim Clackson | D | Victoria |
| 6/103 | Pete Morris | LW | Victoria |
| 7/121 | Mike Will | C | Edmonton |
| 8/139 | Tapio Levo | D | Assat Pori |
| 9/155 | Byron Shutt | LW | Bowling Green |
| 10/170 | Frank Salive | G | Peterborough |
| 11/185 | John Glynne | D | Vermont Univ. |
| 12/196 | Lex Hudson | D | U. of Denver |
| 13/202 | Dan Tsubouchi | RW | St. Louis Univ. |
| 14/206 | Bronislav Stankovsky | LW | Fargo-Moorehead |
| 15/217 | Kelly Secord | RW | New Westminster |

1976

| | | | |
|-----|---|----|-----------|
| 1/2 | Blair Chapman | RW | Saskatoon |
| | [Choice acquired from Kansas City with Simon Nolet and Ed Gilbert for Steve Durbano, Chuck Arnason and 1976 first-round pick] | | |

| | | | |
|-------|--|----|--------------|
| 1/11 | Traded to Kansas City with Steve Durbano and Chuck Arnason for Simon Nolet, Ed Gilbert and 1976 first-round pick | | |
| 2/19 | Greg Malone | C | Oshawa |
| | [Choice acquired from Washington for Bob Paradise] | | |
| 2/29 | Peter Marsh | RW | Sherbrooke |
| 3/47 | Morris Lukowich | LW | Medicine Hat |
| 4/65 | Greg Redquest | G | Oshawa |
| 5/83 | Brendan Lowe | D | Sherbrooke |
| 6/101 | Vic Sirko | D | Oshawa |

1977

| | | | |
|--------|--|----|-----------------|
| 1/12 | Traded to Toronto with Blaine Stoughton for Rick Kehoe | | |
| 2/30 | Jim Hamilton | RW | London |
| 3/48 | Kim Davis | C | Flin Flon |
| 4/66 | Mark Johnson | C | U. of Wisconsin |
| 5/84 | Traded to Los Angeles for Mike Corrigan | | |
| 6/102 | Greg Millen | G | Peterborough |
| 8/135 | Traded to Philadelphia with Gary Inness, 1977 ninth-round pick, 1977 10th-round pick, 1977 11th-round pick and 1977 12th-round pick for Bobby Taylor and Ed Van Impe | | |
| 9/150 | Traded to Philadelphia [see above] | | |
| 10/158 | Traded to Philadelphia [see above] | | |
| 11/165 | Traded to Philadelphia [see above] | | |
| 12/172 | Traded to Philadelphia [see above] | | |

1978

| | | | |
|--------|--|----|--------------|
| 1/6 | Traded to Philadelphia with a 1978 eighth-round draft choice for Orest Kindrachuk, Ross Lonsberry & Tom Bladon | | |
| 2/25 | Mike Meeker | RW | Peterborough |
| 3/42 | Traded to Montreal for Don Awrey | | |
| 4/59 | Traded to NY Rangers for Dunc Wilson | | |
| 4/61 | Shane Pearsall | LW | Ottawa |
| | [Choice acquired from Los Angeles with Dave Schultz and Gene Carr for Syl Apps and Hartland Monohan] | | |
| 5/75 | Rob Garner | C | Toronto |
| 6/92 | Traded to Toronto with Dave Burrows for Randy Carlyle and George Ferguson | | |
| 7/109 | Traded to St. Louis for cash | | |
| 8/126 | Traded to Philadelphia with a 1978 first-round pick for Orest Kindrachuk, Ross Lonsberry and Tom Bladon | | |
| 9/143 | Traded to St. Louis for cash | | |
| 10/160 | Traded to St. Louis for cash | | |
| 11/175 | Traded to St. Louis for cash | | |
| 12/191 | Traded to St. Louis for cash | | |
| 13/205 | Traded to St. Louis for cash | | |
| 14/216 | Traded to St. Louis for cash | | |

1979

| | | | |
|------|---|----|-----------|
| 1/10 | Traded to Washington for Hartland Monahan | | |
| 2/31 | Paul Marshall | LW | Brantford |
| 3/52 | Bennett Wolf | D | Kitchener |
| 4/73 | Brian Cross | D | Brantford |

5/94 Nick Ricci G Niagara Falls
6/115 Marc Chorney D North Dakota

1980

1/9 Mike Bullard C Brantford
2/30 Traded to Chicago for Dale Tallon
3/51 Randy Boyd D Ottawa
4/72 Tony Feltrin D Victoria
5/93 Doug Shedden C Sault Ste. Marie
6/114 Pat Graham LW Niagra Falls
7/135 Traded to Winnipeg for future considerations
8/156 Robert Geale C Portland
9/177 Brian Lundberg D U. of Michigan
10/198 Steve McKenzie D St. Albert

1981

1/7 Traded to Montreal for Rod Schutt
2/28 Steve Gatzos RW Sault Ste. Marie
3/49 Tom Thornbury D Niagara Falls
4/70 Norm Schmidt D Oshawa
5/91 Traded to Washington for Gary Rissling
6/109 Paul Edwards D Oshawa
(Choice acquired from Hartford for Gilles Lupien)
6/112 Rod Buskas D Medicine Hat
7/133 Geoff Wilson RW Winnipeg
8/154 Mitch Lamoureux C Oshawa
9/175 Dean DeFazio LW Brantford
10/196 Dave Hannan C Brantford

1982

1/10 Rich Sutter RW Lethbridge
2/31 Traded to Montreal with Denis Herron for Pat Hughes and Rob Holland
2/38 Tim Hrynewich LW Sudbury
(Choice acquired from Minnesota for Mark Johnson)
3/52 Troy Loney LW Lethbridge
4/73 Traded to Toronto for Paul Harrison
5/94 Grant Sasser C Portland
6/115 Traded to Toronto with a 1983 fifth-round choice for Greg Hotham
7/136 Grant Couture D Lethbridge
8/157 Peter Derksen LW Portland
9/178 Greg Gravel C Windsor
10/199 Stu Wenaas D Winnipeg
11/220 Chris McCauley RW London
12/241 Stan Bautch G Hibbing HS (MN)

1983

1/1 Traded to Minnesota with George Ferguson for Ron Meighan and Anders Hakansson and 1983 first-round pick

1/15 Bob Errey LW Peterborough
(Choice acquired from Minnesota with Ron Meighan and Anders Hakansson)

2/22 Todd Charlesworth D Oshawa

3/43 Traded to Montreal for Gilles Lupien

3/58 Mike Rowe D Toronto

(Choice acquired from Montreal for Gilles Lupien)

4/64 Frank Pietrangelo G U. of Minnesota

5/83 Traded to Toronto for Greg Hotham

6/104 Pat Emond C Hull

7/127 Paul Ames D Billerica HS (MA)

8/143 Traded to Hartford with Russ Anderson for Rick MacLeish

9/169 Marty Ketola RW Cloquet HS (MN)

10/190 Alec Haidy RW Sault Ste. Marie

11/211 Garth Hildebrand LW Calgary

12/232 Dave Goertz D Regina

1984

1/1 Mario Lemieux C Laval

1/9 Doug Bodger D Kamloops

(Choice acquired with Moe Mantha from Winnipeg for Randy Carlyle)

1/16 Roger Belanger RW Kingston

(Choice acquired with Andy Brickley, Mark Taylor, Ron Flockhart and a 1984 third-round choice from Philadelphia for Rich Sutter, 1984 second-round choice and 1984 third-round choice)

2/22 Traded with Rich Sutter and a 1984 third-round choice for Andy Brickley, Mark Taylor, Ron Flockhart and a 1984 first-round pick

3/43 Traded with Rich Sutter and a 1984 second-round choice for Andy Brickley, Mark Taylor, Ron Flockhart and a 1984 first-round pick

3/58 Traded to Vancouver for Keith McCarthy

4/64 Mark Teevens RW Peterborough

5/85 Arto Javanainen RW Finland Nat.

6/106 Traded to Edmonton with Kevin McClelland for Tom Roulston

7/127 Tom Ryan D N. Newton HS (MA)

8/148 Traded to St. Louis for Gary Edwards

9/169 John Del Col LW Toronto

10/189 Steve Hurt RW Hill-Murray HS (MN)

11/210 Jim Steen C Moorhead HS (MN)

12/250 Mark Ziliozzo LW Streetsville Jr. B

1985

1/2 Craig Simpson C Michigan St.

2/23 Lee Giffin RW Oshawa

3/44 Traded to Montreal for Denis Herron

3/58 Bruce Racine G Northeastern

(Choice acquired from Hartford for Greg Malone)

4/65 Traded to Boston for Randy Hillier

5/86 Steve Gotaas C Prince Albert

| | | | |
|--------|---|----|-----------------------|
| 6/107 | Kevin Clemens | LW | Regina |
| 6/114 | Stu Marston | D | Longueuil |
| | [Choice acquired from Los Angeles for Marc Chorney] | | |
| 7/128 | Steve Titus | G | Cornwall |
| 8/149 | Paul Stanton | D | Catholic Mem. HS [MA] |
| 9/170 | Jim Paek | D | Oshawa |
| 10/191 | Steve Shaunessy | D | Reading HS [MA] |
| 11/212 | Doug Greschuck | D | St. Albert |
| 12/233 | Greg Choules | LW | Chicoutimi |

1986

| | | | |
|--------|-----------------|----|---------------------|
| 1/4 | Zarley Zalapski | D | Canadian Nat. |
| 2/25 | Dave Capuano | C | Mount St. Charles |
| 3/46 | Brad Aitken | LW | Sault Ste. Marie |
| 4/67 | Rob Brown | C | Kamloops |
| 5/88 | Sandy Smith | C | Brainerd HS [MN] |
| 6/109 | Jeff Daniels | LW | Oshawa |
| 7/130 | Doug Hobson | D | Prince Albert |
| 8/151 | Steve Rohlik | LW | Hill-Murray HS [MN] |
| 9/172 | Dave McLlwain | C | North Bay |
| 10/193 | Kelly Cain | C | London |
| 11/214 | Stan Drulia | RW | Belleville |
| 12/235 | Rob Wilson | D | Sudbury |

1987

| | | | |
|--------|-----------------|----|-------------------|
| 1/5 | Chris Joseph | D | Seattle |
| 2/26 | Rick Tabaracci | G | Cornwall |
| 3/47 | Jamie Leach | RW | Hamilton |
| 4/68 | Risto Kurkinen | LW | JyP HT |
| 5/89 | Jeff Waver | D | Hamilton |
| 6/110 | Shawn McEachern | C | Matignon HS [MA] |
| 7/131 | Jim Bodden | C | Chatham Jr. B |
| 8/152 | Jiri Kucera | RW | Jihlava |
| 9/173 | Jack MacDougall | RW | New Prep [MA] |
| 10/194 | Daryn McBride | C | U. of Denver |
| 11/215 | Mark Carlson | LW | Philadelphia Jrs. |
| 12/236 | Ake Lilljebjorn | G | Brynas |

1988

| | | | |
|-------|--|----|----------------------|
| 1/4 | Darrin Shannon | LW | Windsor |
| 2/25 | Mark Major | LW | North Bay |
| 3/46 | Traded to Montreal for Perry Ganchar | | |
| 3/62 | Daniel Gauthier | LW | Victoriaville |
| | [Choice acquired from Montreal with Perry Ganchar and a 1988 third-round draft choice] | | |
| 4/67 | Mark Recchi | RW | Kamloops |
| 5/88 | Greg Andrusak | D | Minnesota-Duluth |
| 6/109 | Traded to Los Angeles with Chris Kontos for Bryan Erickson | | |
| 7/130 | Troy Mick | LW | Portland |
| 8/151 | Jeff Blaeser | LW | St. John's Prep [MA] |

| | | | |
|--------|--------------|----|---------------------------|
| 9/172 | Rob Gaudreau | RW | Bishop Hendricken HS (RI) |
| 10/193 | Don Pancoe | D | Hamilton |
| 11/214 | Cory Laylin | LW | St. Cloud Appollo |
| 12/235 | Darren Stolk | D | Lethbridge |

1989

| | | | |
|--------|---|----|---------------------|
| 1/16 | Jamie Heward | D | Regina |
| 2/37 | Paul Laus | D | Niagara Falls |
| 3/58 | John Brill | RW | Grand Rapids |
| 4/79 | Todd Nelson | D | Prince Albert |
| 5/100 | Tom Nevers | C | Edina HS [MN] |
| 6/121 | Mike Markovich | D | U. of Denver |
| 6/126 | Mike Needham | RW | Kamloops |
| | [Choice acquired from Calgary for Steve Guenette] | | |
| 7/142 | Pat Schafhauser | D | Hill-Murray HS [MN] |
| 8/163 | Dave Shute | C | Victoria |
| 9/184 | Andrew Wolf | D | Victoria |
| 10/205 | Greg Hagen | RW | Hill-Murray HS [MN] |
| 11/235 | Scott Farrell | D | Spokane |
| 12/247 | Jason Smart | C | Saskatoon |

1990

| | | | |
|--------|--|----|----------------------|
| 1/5 | Jaromir Jagr | RW | Kladno |
| 2/26 | Traded to Calgary for Joe Mullen | | |
| 3/47 | Traded to Philadelphia for Wendell Young and 1990 seventh-round choice | | |
| 3/61 | Joe Dziedzic | LW | Edison HS [MN] |
| | [Choice acquired from Buffalo in Tom Barrasso trade] | | |
| 4/68 | Chris Tamer | D | U. of Michigan |
| 5/89 | Brian Farrell | C | Avon Old Farms [CT] |
| 6/107 | Ian Moran | D | Belmont Hill [MA] |
| | [Choice acquired from Vancouver in Rod Buskas trade] | | |
| 6/110 | Denis Casey | G | Colorado Col. |
| 7/130 | Mika Valila | C | Tappara |
| | [Choice acquired from Philadelphia in Wendell Young trade] | | |
| 7/131 | Ken Plaquin | D | Michigan Tech |
| 7/145 | Pat Neaton | D | U. of Michigan |
| | [Choice acquired from Buffalo in Wayne Van Dorp trade] | | |
| 8/152 | Petteri Koskimaki | C | Boston Univ. |
| 9/173 | Ladislav Karabin | LW | Bratislava |
| 10/194 | Timothy Fingerhut | LW | Canterbury Prep [CT] |
| 11/215 | Michael Thompson | RW | Michigan St. |
| 12/236 | Brian Bruininks | D | Colorado Col. |

1991

| | | | |
|-------|------------------|----|---------------------|
| 1/16 | Markus Naslund | LW | MoDo |
| 2/38 | Rusty Fitzgerald | C | Duluth-East HS [MN] |
| 3/60 | Shane Peacock | D | Lethbridge |
| 4/82 | Joe Tamminen | C | Virginia HS [MN] |
| 5/104 | Robert Melanson | D | Hull |

| | | | | | | | |
|--------|------------------|----|---------------------------|--------|--|----|---------------------|
| 6/126 | Brian Clifford | C | Nichols Acad. HS (NY) | 7/161 | Serge Aubin | C | Granby |
| 7/148 | Ed Patterson | RW | Kamloops | | [Acquired from Hartford with third-round pick for Frank Pietrangelo] | | |
| 8/170 | Peter McLaughlin | LW | Belmont Hill Prep HS (MA) | 7/180 | Drew Palmer | D | Seattle |
| 9/192 | Jeff Lembke | G | Omaha | 8/206 | Boris Zelenko | LW | CSKA |
| 10/214 | Chris Tok | D | Greenway HS (MN) | 9/232 | Jason Godbout | D | Hill-Murray HS (MN) |
| 11/236 | Paul Dyck | D | Moose Jaw | 10/258 | Mikhail Kazakevich | C | Yaroslavl |
| 12/258 | Pasi Huura | D | Ilves | 11/284 | Brian Leitza | G | Sioux City |

1992

| | | | |
|--------|--|----|----------------------|
| 1/19 | Martin Straka | C | Skoda Plzen |
| 2/43 | Marc Hussey | D | Moose Jaw |
| 3/67 | Travis Thiessen | D | Moose Jaw |
| 4/91 | Todd Klassen | D | Tri-Cities |
| 5/115 | Philippe DeRouville | G | College Francais |
| 6/139 | Artem Kopot | D | Traktor Chelyabinsk |
| 7/163 | Jan Alinc | C | Litvinov |
| 8/187 | Fran Bussey | C | Duluth-East HS (MN) |
| 9/211 | Brian Bonin | C | White Bear Lake |
| 10/235 | Brian Callahan | LW | Belmont Hill HS (MA) |
| 11/259 | Traded to St. Louis for Gordie Roberts | | |

1993

| | | | |
|--------|---|----|-------------------------|
| 1/26 | Stefan Bergkvist | D | Leksands |
| 2/52 | Domenic Pittis | C | Lethbridge |
| 3/62 | Dave Roche | LW | Peterborough |
| | [Choice acquired in Mark Recchi trade] | | |
| 3/78 | Traded to Tampa Bay for Peter Taglianetti | | |
| 4/104 | Jonas Junkka | D | Kiruna |
| 5/130 | Chris Kelleher | D | St. Sebastian's HS (MA) |
| 6/156 | Patrick Lalime | G | Shawinigan |
| 7/182 | Sean Selmser | LW | Red Deer |
| 8/208 | Larry McMorrان | C | Seattle |
| 9/234 | Tim Harberts | C | Wayzata HS (MN) |
| 10/260 | Leonid Toropchenko | C | Springfield |
| 11/286 | Hans Jonsson | D | MoDo |

1994

| | | | |
|-------|--|----|------------------------|
| 1/24 | Chris Wells | C | Seattle |
| 2/50 | Richard Park | C | Belleville |
| 3/57 | Sven Butenschon | D | Brandon |
| | [Acquired from Hartford with seventh-round pick for Frank Pietrangelo] | | |
| 3/73 | Greg Crozier | LW | Lawrence Acad. HS (MA) |
| | [Acquired from Boston for Paul Stanton] | | |
| 3/76 | Alexei Krivchenkov | D | CSKA Moscow |
| 4/102 | Thomas O'Connor | D | Springfield |
| 5/128 | Clint Johnson | LW | Duluth-East HS (MN) |
| 6/154 | Valentin Morozov | C | CSKA Moscow |

1995

| | | | |
|-------|--|----|----------------|
| 1/24 | Aleksey Morozov | RW | Krylja Sovetov |
| 2/50 | Traded to Los Angeles with Rick Tocchet for Luc Robitaille | | |
| 3/76 | Jean-Sebastien Aubin | G | Sherbrooke |
| 4/102 | Oleg Belov | C | CSKA |
| 5/128 | Jan Hrdina | C | Seattle |
| 6/154 | Alexei Kolkunov | C | Krylja Sovetov |
| 7/180 | Derrick Pyke | RW | Halifax |
| 8/206 | Sergei Voronov | D | Dynamo Moscow |
| 9/232 | Frank Ivankovic | G | Oshawa |

1996

| | | | |
|-------|---|----|-------------|
| 1/23 | Craig Hillier | G | Ottawa 67's |
| 2/28 | Pavel Skrbek | D | Kladno |
| | [Acquired from New Jersey for 41st and 49th picks] | | |
| 2/41 | Traded to New Jersey for 28th pick | | |
| 2/49 | Traded to New Jersey for 28th pick | | |
| 3/72 | Boyd Kane | LW | Regina |
| | [Acquired from Boston with Glen Murray and Bryan Smolinski for Shawn McEachern and Kevin Stevens] | | |
| 3/77 | Boris Protsenko | RW | Calgary |
| 4/105 | Michal Rozsival | D | Jihlava |
| 5/132 | Traded to San Jose for Kevin Miller | | |
| 6/150 | Peter Bergman | C | Kamloops |
| 6/159 | Traded to St. Louis for J.J. Daigneault | | |
| 7/170 | Traded to Edmonton for Tyler Wright | | |
| 7/186 | Eric Meloche | RW | Cornwall |
| 8/212 | Traded to Ottawa for Dave McLlwain | | |
| 9/238 | Timo Seikkula | C | Junkkarit |

1997

| | | | |
|-------|-------------------|----|------------------------|
| 1/17 | Robert Dome | RW | Las Vegas (IHL) |
| 2/44 | Brian Gaffaney | C | North Iowa |
| 3/71 | Josef Melichar | D | Budejovice |
| 4/97 | Alexandre Mathieu | C | Halifax |
| 5/124 | Harlan Pratt | D | Prince Albert |
| 6/152 | Petr Havelka | LW | Sparta Praha |
| 7/179 | Mark Moore | D | Harvard |
| 8/208 | Andrew Ference | D | Portland |
| 9/234 | Eric Lind | D | Avon Old Farms HS (CT) |

1998

| | | | |
|-------|---------------------------------------|----|--|
| 1/23 | Milan Kraft | C | Plzen |
| 2/54 | Alexander Zevakhin | LW | CSKA |
| 3/80 | David Cameron | C | Prince Albert (Choice acquired from Colorado for Francois Leroux) |
| 4/110 | Scott Myers | G | Prince George |
| 5/134 | Rob Scuderi | D | Boston College (Choice acquired from Buffalo for Jason Woolley) |
| 5/140 | Traded to Vancouver for Josef Beranek | | |
| 6/169 | Jan Fadrny | C | Slavia Jr. |
| 7/196 | Joel Scherban | C | London |
| 8/224 | Mika Lehto | G | Assat Jr. |
| 9/244 | Toby Petersen | C | Colorado Col. |
| 9/254 | Matt Hussey | C | Avon Old Farms HS [CT] |

1999

| | | | |
|-------|--------------------|----|---|
| 1/18 | Konstantin Koltsov | RW | Cherepovets |
| 2/51 | Matt Murley | LW | RPI |
| 2/57 | Jeremy Van Hoof | D | Ottawa (Compensatory pick from Carolina for Ron Francis signing) |
| 3/86 | Sebastien Caron | G | Rimouski |
| 4/115 | Ryan Malone | LW | Omaha |
| 5/144 | Tomas Skvaridlo | C | Zvolen Jr. |
| 5/157 | Vladimir Malenkykh | D | Tolyatti (Compensatory pick from Anaheim for Fredrik Olausson signing) |
| 6/176 | Doug Meyer | LW | U. of Minnesota |
| 7/204 | Tom Kostopoulos | RW | London |
| 8/233 | Darcy Robinson | D | Saskatoon |
| 9/261 | Andrew McPherson | LW | RPI |

2000

| | | | |
|-------|---|----|--|
| 1/18 | Brooks Orpik | D | Boston College |
| 2/52 | Shane Endicott | C | Seattle |
| 3/84 | Peter Hamerlik | G | Skalica |
| 4/114 | Traded to Montreal for 2000 fourth- and fifth-round choices | | |
| 4/124 | Michel Ouellet | RW | Rimouski (Choice acquired from Montreal with fifth-round pick for fourth-round pick) |
| 5/146 | David Koci | D | Sparta Praha Jr. (Choice acquired from Montreal with fourth-round pick for fourth-round pick) |
| 5/153 | Traded to Anaheim for Dan Trebil | | |
| 6/185 | Patrick Foley | LW | New Hampshire |
| 7/216 | Jim Abbott | LW | New Hampshire |
| 8/248 | Steve Crampton | RW | Moose Jaw |
| 9/273 | Roman Simicek | C | HPK Finland (Choice acquired from Anaheim for Kip Miller) |
| 9/280 | Nick Boucher | G | Dartmouth |

2001

| | | | |
|-------|---|----|-------------------------|
| 1/21 | Colby Armstrong | RW | Red Deer |
| 2/54 | Noah Welch | D | St. Sebastian's HS [MA] |
| 3/86 | Drew Fata | D | St. Michael's |
| 3/96 | Alexandre Rouleau | D | Val d'Or |
| 4/120 | Tomas Surovy | LW | Poprad |
| 4/131 | Ben Eaves | C | Boston College |
| 5/156 | Andy Schneider | D | Lincoln |
| 6/187 | Traded to Columbus for Frantisek Kucera | | |
| 7/217 | Tomas Duba | G | Sparta Praha Jr. |
| 8/250 | Brandon Crawford-West | G | Texas [NAHL] |
| 9/280 | Traded to NY Islanders for Dan Trebil | | |

2002

| | | | |
|-------|------------------|----|--|
| 1/5 | Ryan Whitney | D | Boston U. |
| 2/35 | Ondrej Nemecek | D | Vsetin |
| 3/69 | Erik Christensen | C | Kamloops |
| 4/101 | Daniel Fernholm | D | Djurgarden |
| 5/136 | Andrew Sertich | LW | Greenway HS [MN] (Compensatory pick from NY Islanders for Garth Snow signing) |
| 5/137 | Cam Paddock | C | Kelowna |
| 6/171 | Robert Goepfert | G | Cedar Rapids |
| 7/202 | Patrik Bartschi | C | Kloten |
| 8/234 | Maxime Talbot | C | Hull |
| 8/239 | Ryan Lannon | D | Harvard (Compensatory pick from St. Louis for Marc Bergevin signing) |
| 9/265 | Dwight Labrosse | G | Guelph |

2003

| | | | |
|-------|-------------------------------------|----|---|
| 1/1 | Marc-Andre Fleury | G | Cape Breton (Choice acquired from Florida with 2003 third-round choice for 2001 first-round choice, 2003 second-round compensatory choice and Mikael Samuelsson) |
| 1/3 | Traded to Florida | | |
| 2/32 | Ryan Stone | C | Brandon |
| 2/55 | Traded to Florida | | |
| 3/70 | Jonathan Filewich | RW | Prince George |
| 3/73 | Daniel Carcillo | LW | Sarnia (Choice acquired from Florida) |
| 4/103 | Traded to Columbus for Jamie Pushor | | |
| 4/121 | Paul Bissonnette | D | Saginaw (Choice acquired from Boston for Ian Moran) |
| 5/139 | Traded to San Jose for Shawn Heins | | |
| 5/161 | Evgeni Isakov | LW | Cherepovets (Choice acquired from NY Islanders for Randy Robitaille) |
| 6/169 | Lukas Bolf | D | Sparta Praha Jr. |
| 7/199 | Andy Chiodo | G | St. Michael's |

| | | | |
|-------|---|----|---------------|
| 7/229 | Stephen Dixon | C | Cape Breton |
| | [Choice acquired from New Jersey for Stephane Richer] | | |
| 8/232 | Joe Jensen | C | St. Cloud St. |
| 9/263 | Matt Moulson | LW | Cornell |

2004

| | | | |
|------------|--|----------|----------------------|
| 1/2 | Evgeni Malkin | C | Magnitogorsk |
| 2/31 | Johannes Salomonsson | LW | Djurgarden |
| 2/61 | Alex Goligoski | D | Grand Rapids HS (MN) |
| | [Choice acquired from Vancouver for Johan Hedberg] | | |
| 3/67 | Nick Johnson | RW | St. Albert |
| 3/85 | Brian Gifford | C | Moorhead |
| | [Choice acquired from Calgary for Andrew Ference] | | |
| 4/99 | Tyler Kennedy | C | Sault Ste. Marie |
| 5/130 | Michal Sersen | D | Rimouski |
| 6/164 | Moises Gutierrez | RW | Kamloops |
| 7/194 | Chris Peluso | D | Brainerd HS (MN) |
| 7/222 | Jordan Morrison | C | Peterborough |
| | [Choice acquired from Vancouver for Marc Bergevin] | | |
| 8/228 | David Brown | G | Notre Dame |
| 9/259 | Brian Ihnacak | C | Brown U. |

2005

| | | | |
|-------------|----------------------|----------|-----------------------------|
| 1/1 | Sidney Crosby | C | Rimouski |
| 2/61 | Michael Gergen | LW | Shattuck-St. Mary's HS (MN) |
| 3/62 | Kris Letang | D | Val d'Or |
| 4/125 | Tommi Leinonen | D | Karpat Jr. |
| 5/126 | Tim Crowder | RW | South Surrey |
| 6/194 | Jean-Philippe Paquet | D | Shawinigan |
| 7/195 | Joe Vitale | C | Sioux Falls |

2006

| | | | |
|-------|--|---|------------------|
| 1/2 | Jordan Staal | C | Peterborough |
| 2/32 | Carl Sneepe | D | Lincoln |
| 3/65 | Brian Strait | D | US NTDP U-18 |
| 4/95 | Traded to Chicago for Jocelyn Thibault | | |
| 5/125 | Chad Johnson | G | Alaska-Fairbanks |
| 6/155 | Traded to Florida for Eric Cairns | | |
| 7/185 | Timo Seppanen | D | IFK Jr. |

2007

| | | | |
|-------|---|----|------------------|
| 1/20 | Angelo Esposito | C | Quebec |
| 2/51 | Keven Veilleux | C | Victoriaville |
| 3/78 | Robert Bortuzzo | D | Kitchener |
| | [Choice acquired from Atlanta for Chris Thorburn] | | |
| 3/80 | Casey Pierro-Zabotel | C | Merritt |
| 4/111 | Luca Caputi | LW | Mississauga |
| 4/118 | Alex Grant | D | Saint John |
| 5/141 | Jake Muzzin | D | Sault Ste. Marie |
| 6/171 | Dustin Jeffrey | C | Sault Ste. Marie |

2008

| | | | |
|-------|--|---|----------------|
| 1/29 | Traded to Atlanta for Pascal Dupuis and Marian Hossa | | |
| 2/60 | Traded to Toronto for Hal Gill | | |
| 3/90 | Traded to Phoenix for Georges Laraque | | |
| 4/120 | Nathan Moon | C | Kingston |
| 5/150 | Alexander Pechurskiy | G | Magnitogorsk 2 |
| 6/180 | Patrick Killeen | G | Brampton |
| 7/210 | Nicholas D'Agostino | D | St. Michael's |

2009

| | | | |
|-------|---|----|----------------------|
| 1/30 | Simon Despres | D | Saint John |
| 2/61 | Philip Samuelsson | D | Chicago |
| 3/63 | Ben Hanowski | RW | Little Falls HS (MN) |
| | [Choice acquired from Tampa Bay for Ryan Malone and Gary Roberts] | | |
| 3/91 | Traded to NY Islanders for Bill Guerin | | |
| 4/121 | Nick Petersen | RW | Shawinigan |
| 5/123 | Alex Velischek | D | Delbarton HS (NJ) |
| | [Choice acquired from NY Rangers for Chad Johnson] | | |
| 5/151 | Andy Bathgate | C | Belleville |
| 6/181 | Viktor Ekbom | D | Oskarshamn |
| 7/211 | Traded to Montreal for 2010 sixth-round pick | | |

2010

| | | | |
|-------------|---|-----------|---------------------|
| 1/20 | Beau Bennett | RW | Penticton |
| 2/50 | Traded to Florida for Jordan Leopold | | |
| 3/80 | Bryan Rust | RW | US NTDP U-18 |
| 4/110 | Tom Kuhnackl | RW | Landshut |
| 5/140 | Kenneth Agostino | LW | Delbarton HS (NJ) |
| 6/152 | Joe Rogalski | D | Sarnia |
| | [Choice acquired from Toronto for Chris Peluso] | | |
| 6/170 | Reid McNeill | D | London |
| 6/177 | Traded to Anaheim for Mattias Modig. Pick acquired from Montreal for Pittsburgh's 2009 seventh-round pick | | |
| 7/20 | Traded to San Jose for 2011 seventh-round pick | | |

2011

| | | | |
|-------|--|----|------------------|
| 1/23 | Joseph Morrow | D | Portland |
| 2/54 | Scott Harrington | D | London |
| 3/84 | Traded to Philadelphia for the rights to Dan Hamhuis | | |
| 4/114 | Traded to Edmonton with Dany Sabourin and Ryan Stone for Mathieu Garon | | |
| 5/144 | Dominik Uher | RW | Spokane |
| 6/174 | Josh Archibald | C | Brainerd HS (MN) |
| 7/204 | Traded to Ottawa for Alex Kovalev | | |
| 7/209 | Scott Wilson | LW | Georgetown |
| | [Choice acquired from San Jose for 2010 seventh-round pick] | | |

2012

| | | | |
|-------------|--|----------|------------------------------------|
| 1/8 | Derrick Pouliot | D | Portland |
| | [Choice acquired from Carolina with Brandon Sutter and Brian Dumoulin for Jordan Staal] | | |
| 1/22 | Olli Maatta | D | London |
| 2/52 | Teddy Blueger | C | Shattuck-St. Mary's HS (MN) |
| 3/81 | Oskar Sundqvist | C | Skelleftea Jr. |
| | [Choice acquired from Phoenix with Harrison Ruopp and Marc Cheverie for Zbynek Michalek] | | |
| 3/83 | Matt Murray | G | Sault Ste. Marie |
| 4/92 | Matia Marcantuoni | C/RW | Kitchener |
| | [Choice acquired from Columbus for Mark Letestu] | | |
| 4/113 | Sean Maguire | G | Powell River |
| 5/143 | Clark Seymour | D | Peterborough |
| 6/173 | Anton Zlobin | RW | Shawinigan |
| 7/203 | Traded to Washington for Tomas Vokoun | | |

2013

| | | | |
|--------------|---|-----------|------------------------|
| 1/28 | Traded to Calgary with Kenny Agostino and Ben Hanowski for Jarome Iginla | | |
| 2/44 | Tristan Jarry | G | Edmonton |
| | [Choice acquired from Columbus for 50th and 89th picks] | | |
| 2/50 | Traded to Columbus for 44th pick. Pick acquired from San Jose for the rights to Tyler Kennedy | | |
| 2/58 | Traded to San Jose with a 2014 second-round pick for Douglas Murray | | |
| 3/77 | Jake Guentzel | C | Sioux City |
| | [Choice acquired from Dallas with Brenden Morrow for Joe Morrow and 149th pick] | | |
| 4/119 | Ryan Segalla | D | Salisbury Prep HS (CT) |
| 5/149 | Traded to Dallas with Joe Morrow for Brenden Morrow and 77th pick | | |
| 6/164 | Dane Birks | D | Merritt |
| | [Choice acquired from Winnipeg for Eric Tangradi] | | |
| 6/179 | Blaine Byron | C | Smiths Falls |
| 7/209 | Troy Josephs | LW | St. Michael's |

2014

| | | | |
|--------------|---|-------------|----------------------------------|
| 1/22 | Kasperii Kapanen | RW | KalPa (Fin) |
| 2/53 | Traded to San Jose with 2013 second-round pick for Douglas Murray | | |
| 3/83 | Traded to Calgary for Lee Stempniak | | |
| 4/113 | Sam Lafferty | C/LW | Deerfield Academy HS (MA) |
| 5/143 | Traded to Florida with a 2015 third-round pick for Marcel Goc | | |
| 5/145 | Anthony Angello | C | Omaha |
| | [Choice acquired from Anaheim for Ben Lovejoy] | | |
| 6/173 | Jaden Lindo | RW | Owen Sound |
| 7/203 | Jeff Taylor | D | Union College |

2015

| | | | |
|--------------|---|-----------|----------------------|
| 1/16 | Traded to Edmonton with Rob Klinkhammer for David Perron | | |
| 2/46 | Daniel Sprong | RW | Charlottetown |
| 3/77 | Traded to Florida with a 2014 fifth-round pick for Marcel Goc | | |
| 4/107 | Traded to Toronto with Zach Sill and a 2016 second-round pick for Daniel Winnik | | |
| 5/137 | Dominik Simon | C | Pizen |
| 6/167 | Frederik Tiffels | LW | Western Michigan |
| 7/197 | Nikita Pavlychev | C | Des Moines |

2016

| | | | |
|--------------|--|-----------|----------------------------|
| 1/30 | Traded to Toronto with Nick Spaling, Scott Harrington, Kasperii Kapanen and a 2016 third-round pick for Phil Kessel, Tyler Biggs, Tim Erixon and a 2016 second-round draft pick | | |
| 2/55 | Filip Gustavsson | G | Lulea Jr. |
| | [Choice acquired from Vancouver with Nick Bonino and Adam Clendening for Brandon Sutter and a 2016 third-round draft pick] | | |
| 2/61 | Kasper Bjorkvist | RW | Blues Jr. (Finland) |
| | [Choice re-acquired from Toronto in the Phil Kessel trade; choice had been previously traded to Toronto with Zach Sill and a 2015 fourth-round draft pick for Daniel Winnik] | | |
| 3/64 | Traded to Vancouver with Brandon Sutter for Nick Bonino, Adam Clendening and a 2016 second-round draft pick; choice had been previously acquired from Buffalo as compensation for the hiring of Dan Bylsma | | |
| 3/72 | Traded to Toronto in the Phil Kessel trade; choice had been previously acquired from New Jersey as compensation for the hiring of John Hynes | | |
| 3/77 | Connor Hall | D | Kitchener |
| | [Choice acquired from New Jersey for Beau Bennett] | | |
| 3/91 | Traded to Edmonton for Justin Schultz | | |
| 4/121 | Ryan Jones | D | Lincoln |
| 5/151 | Niclas Almari | D | Jokerit Jr. |
| 6/181 | Joseph Masonius | D | Connecticut |
| 7/211 | Traded to St. Louis with Robert Bortuzzo for Ian Cole | | |

2017

| | | | |
|--------------|---|-----------|----------------------|
| 1/31 | Traded to St. Louis with Oskar Sundqvist for Ryan Reaves and 51st pick | | |
| 2/51 | Zachary Lauzon | D | Rouyn-Noranda |
| | [Choice acquired from St. Louis with Ryan Reaves for Oskar Sundqvist and 31st pick] | | |
| 2/62 | Traded to Carolina with Danny Kristo for Ron Hainsey | | |
| 3/93 | Clayton Phillips | D | Fargo |
| 4/124 | Traded to Toronto with Eric Fehr and Steve Oleksy for Frank Corrado | | |
| 5/152 | Jan Drozg | LW | Leksand U18 |
| | [Choice acquired from Ottawa for Mike Condon] | | |
| 5/155 | Linus Olund | C | Brynas |
| 6/186 | Antti Palojarvi | D | Lukko Jr. |
| 7/217 | William Reilly | D | RPI |

2018

| | | | |
|--------------|--|----------|--------------------------------|
| 1/22 | Traded to Ottawa in three-team deal that for Derick Brassard | | |
| 2/53 | Calen Addison | D | Lethbridge |
| 2/58 | Filip Hallander | C | Timra IK |
| | [Choice acquired from Colorado for the 64th and 146th picks] | | |
| 3/64 | Traded to Ottawa with the 146th pick for the 58th pick. Pick acquired from Ottawa in three-team deal for Derick Brassard | | |
| 3/84 | Traded to Detroit with Scott Wilson for Riley Sheahan and the 129th pick | | |
| 4/99 | Traded to Vegas in three-team deal for Derick Brassard. Pick acquired from Vancouver with Andrey Pedan for Derrick Pouliot | | |
| 4/115 | Traded to Tampa Bay for Mark Streit | | |
| 5/129 | Justin Almeida | C | Moose Jaw |
| | [Choice acquired from Detroit with Riley Sheahan for Scott Wilson and 84th pick] | | |
| 5/146 | Traded to Colorado with the 64th pick for the 58th pick | | |
| 6/177 | Liam Gorman | C | St. Sebastian's HS (MA) |
| 7/208 | Traded to Vegas for a 2019 seventh-round draft pick | | |

CIVIC/MELLON ARENA

The Civic Arena served as the home of the Penguins from their inception in 1967 until its final season of operation in 2009-10 – a span of 43 years. The dome-shaped structure in the heart of uptown Pittsburgh was affectionately known throughout the region as “The Igloo.”

The arena, which was renamed Mellon Arena in 1999 through its final year of operation in 2010, was originally built for the Civic Light Opera in 1961. During its final season as the home venue for the Penguins, it was the oldest facility in the National Hockey League.

During its lifetime the Civic Arena hosted signature league events like the Stanley Cup Final four times, the semi/conference finals seven times, the 1990 NHL All-Star Game and the 1997 NHL Draft.


The arena featured a retractable stainless steel roof and was part of a controlled demolition project. The final NHL game ever played in the building was on May 12, 2010, a playoff contest against the Montreal Canadiens. Following the contest the ice was melted into a jar and then ceremoniously poured onto the center ice dot of PPG Paints Arena prior to the new state-of-the-art venue’s first game by Penguins owner and Hall of Fame player Mario Lemieux.

The Penguins were the main tenant of the Civic Arena. But it also served as the home site for the American Hockey League’s Pittsburgh Hornets, Duquesne University basketball, the Pittsburgh Pipers and Pittsburgh Condors of the old American Basketball Association in the 1960s and 70s, and the Pittsburgh Spirit.

The Civic Arena hosted NCAA men’s and women’s basketball tournaments, boxing matches featuring Muhammad Ali and Sonny Liston, the Harlem Globetrotters, professional wrestling, ice skating and gymnastics competitions, world team tennis matches, concerts from such legendary acts as the Beatles, Frank Sinatra and Elvis Presley, Hollywood films and political rallies.

The Civic Arena held a capacity of 12,580 seats in its first year in 1967. A series of expansions and modernization improvements raised the capacity to 16,940 and over 17,000 with standing-room only access.





CIVIC/MELLON ARENA RECORDS

Team Records

MOST GOALS IN ONE GAME

| | | |
|-------------------|----|--|
| Pittsburgh | 12 | Dec. 26, 1991 - in a 12-1 win vs. Toronto March 15, 1975 - in a 12-1 win vs. Washington |
| Opponent | 11 | Nov. 25, 1992 - by NY Rangers in an 11-3 win at Pittsburgh |

MOST SHOTS IN GAME

| | | |
|-------------------|----|--|
| Pittsburgh | 65 | March 15, 1975 - in a 12-1 win vs. Washington |
| Opponent | 55 | Oct. 23, 1976 - by Montreal in a 9-1 win at Pittsburgh |

MOST PENALTY MINUTES IN A GAME

| | | |
|-------------------|-----|--|
| Pittsburgh | 144 | Jan. 19, 1980 - in a 5-2 loss vs. Edmonton |
| Opponent | 123 | Jan. 19, 1980 - by Edmonton in a 5-2 win at Pittsburgh |

MOST GOALS IN A PERIOD

| | | |
|-------------------|---|---|
| Pittsburgh | 8 | Dec. 17, 1991 - in a 10-2 win vs. San Jose [2nd period] |
| Opponent | 6 | Six times - last time - Nov. 25, 1992 by NY Rangers in an 11-3 win at Pittsburgh [3rd period] |

Individual Records

MOST GOALS IN A GAME

| | | |
|-------------------|---|---|
| Pittsburgh | 5 | Mario Lemieux, March 26, 1996 in an 8-4 win vs. St. Louis Mario Lemieux, Dec. 31, 1988 in an 8-6 win vs. New Jersey |
| Opponent | 4 | John Madden, (New Jersey), Oct. 28, 2000 - in a 9-0 win at Pittsburgh Randy McKay, (New Jersey), Oct. 28, 2000 - in a 9-0 win at Pittsburgh Mike Ridley, (Washington), Oct. 11, 1988 - in an 8-7 loss at Pittsburgh Wayne Gretzky, (Edmonton), Feb. 22, 1984 - in a 9-2 win at Pittsburgh Denis Maruk, (California), Nov. 18, 1975 - in a 5-3 win at Pittsburgh |

MOST ASSISTS IN A GAME

| | | |
|-------------------|---|--|
| Pittsburgh | 6 | Mario Lemieux, Nov. 1, 1995 - in a 10-0 win vs. Tampa Bay Mario Lemieux, Oct. 15, 1988 - in a 9-2 win vs. St. Louis Greg Malone, Nov. 28, 1979 - in a 7-2 win vs. Quebec Ron Stackhouse, March 8, 1975 - in an 8-2 win vs. Philadelphia |
| Opponent | 6 | Patrik Sundstrom, (Vancouver), Feb. 29, 1984 - in a 9-5 win at Pittsburgh |

MOST POINTS IN A GAME

| | | |
|-------------------|---|--|
| Pittsburgh | 8 | Mario Lemieux, Dec. 31, 1988 - in an 8-6 win vs. New Jersey Mario Lemieux, Oct. 15, 1988 - in a 9-2 win vs. St. Louis |
| Opponent | 7 | Patrik Sundstrom, (Vancouver), Feb. 29, 1984 - in a 9-5 win at Pittsburgh |

MOST PENALTY MINUTES IN A GAME

| | | |
|-------------------|----|---|
| Pittsburgh | 51 | Russ Anderson, Jan. 19, 1980 - in a 5-2 loss vs. Edmonton |
| Opponent | 34 | Dave Lumley, (Edmonton), Jan. 19, 1980 - in a 5-2 win at Pittsburgh |

MOST SAVES IN A GAME

| | | |
|-------------------|----|---|
| Pittsburgh | 51 | Tom Barrasso, Jan. 31, 1998 - in a 4-2 win vs. Detroit |
| Opponent | 53 | Wayne Thomas, (Montreal), March 10, 1974 - in a 5-4 win at Pittsburgh |

HISTORIC DATES

- June 5, 1967** – Pittsburgh Penguins franchise joins the National Hockey League.
- October 11, 1967** – Penguins' first NHL game is played at the Civic Arena vs. Montreal. Penguins lose to Montreal, 2-1, with 9,307 fans on hand. Andy Bathgate scores the Penguins' first goal.
- October 13, 1967** – Penguins record first victory as they defeat St. Louis, 3-1, on the road.
- February 3, 1968** – Penguins' first sellout at Civic Arena vs. Toronto (12,563).
- April 1, 1970** – Penguins defeat Philadelphia, 4-1, to clinch second place in the Western Division, putting them in the playoffs for the first time.
- April 8, 1970** – Penguins defeat Oakland, 2-1, in club's first playoff game.
- April 13, 1971** – Michel Briere dies from injuries suffered in an auto accident on May 15, 1970.
- January 30, 1973** – Greg Polis wins MVP honors at NHL All-Star Game in New York after scoring two goals.
- January 22, 1975** – Syl Apps named MVP in the NHL All-Star Game in Montreal after scoring two goals.
- February 22, 1975** – Penguins defeat St. Louis, 3-2, to establish a 20-game home unbeaten streak, which is still a club record.
- June 13, 1975** – Pittsburgh Penguins declare bankruptcy.
- July 11, 1975** – Albert Savill, Otto Frenzel and Wren Blair buy Penguins.
- March 24, 1976** – Jean Pronovost becomes the first Penguin to score 50 goals in a season and Pierre Larouche becomes first Penguin to record 100 points in one season vs. Boston.
- December 3, 1976** – Aldege "Baz" Bastien named club's general manager.
- April 5, 1978** – Edward J. DeBartolo takes control of the club, having purchased one-third of the franchise the year before.
- January 3, 1980** – Penguins defeat New York Islanders, 4-3, to gain first place in the Norris Division for the first time in club history.
- January 30, 1980** – Black and gold uniform worn for the first time vs. St. Louis.
- December 13, 1980** – Paul Gardner becomes first Penguins player to score four goals in one game in a 6-5 loss to Philadelphia.
- June 4, 1981** – Randy Carlyle wins the Norris Trophy as the league's best defenseman and Rick Kehoe wins the Lady Byng Trophy as the player who combines sportsmanship with a high standard of play.
- February 21, 1982** – Penguins defeat the New York Islanders, 4-3, to break their then NHL-record 15-game winning streak.
- March 15, 1983** – General manager Baz Bastien dies as a result of an auto accident.
- May 27, 1983** – Ed Johnston is promoted to general manager.
- June 9, 1984** – Penguins draft Mario Lemieux, Doug Bodger and Roger Belanger in the first round of the NHL Draft, marking the first time in club history that Pittsburgh selected more than one player in the first round.
- June 19, 1984** – Mario Lemieux signs a contract with the Penguins.
- October 11, 1984** – Mario Lemieux scores a goal on the first shot of his first shift in his first NHL game against Boston's Pete Peeters.
- April 7, 1985** – Mario Lemieux scores his 100th point to become the third rookie in NHL history to score 100 or more points in a season.
- June 12, 1985** – Mario Lemieux wins the Calder Memorial Trophy as the NHL's top rookie.
- May 26, 1986** – Mario Lemieux wins the Lester B. Pearson Award presented by the Players' Association to the Most Outstanding Player in the NHL.
- December 4, 1987** – Mario Lemieux named Penguins captain.
- June 8, 1988** – Mario Lemieux wins the Art Ross Trophy as the NHL's leading scorer and Hart Memorial Trophy as the league's MVP, becoming the first Penguin to win either award.
- December 31, 1988** – Mario Lemieux becomes the first player in NHL history to score five goals five different ways in one game: at even strength, on the power play, shorthanded, on a penalty shot and into an empty net.
- April 25, 1989** – Mario Lemieux ties two NHL playoff records with five goals and eight points in one playoff game vs. Philadelphia in the Penguins' 10-7 win.
- June 7, 1989** – Mario Lemieux wins his second consecutive Art Ross Trophy as the league's top scorer with a franchise-record 199 points.
- December 5, 1989** – Craig Patrick is named general manager/head coach.
- January 21, 1990** – Pittsburgh's Civic Arena plays host to the NHL All-Star Game for the first time and Penguins center Mario Lemieux wins the MVP award. Lemieux scores four goals on his way to his third All-Star MVP award.

- February 14, 1990** – Mario Lemieux's 46-game point scoring streak is halted at the New York Rangers as he leaves the game midway in the second period with a back injury. Lemieux would miss the next 21 games before returning for the final game of the year.
- June 12, 1990** – Bob Johnson is hired as the head coach and Scotty Bowman is named director of development and recruitment.
- December 22, 1990** – Paul Coffey records his 1,000th career NHL point at New York against the Islanders.
- March 4, 1991** – Penguins acquire Ron Francis, Ulf Samuelsson and Grant Jennings from Hartford for John Cullen, Zarley Zalapski and Jeff Parker.
- March 27, 1991** – Penguins win their first division title, capturing the Patrick Division crown with a 7-4 win at Detroit.
- April 13, 1991** – Goaltender Frank Pietrangelo makes 'The Save' against the New Jersey Devils' Petr Stastny, reaching to his left to make an improbable glove save to prevent a wide-open Stastny from putting the puck into an open net. Pittsburgh went on to win that game, 4-3, to send the series to a Game 7, which the Penguins won two days later, 4-0, at the Civic Arena.
- April 25, 1991** – With a 4-1 win vs. Washington, the Penguins win their first Patrick Division playoff championship.
- May 11, 1991** – The Penguins earn the right to play for their first Stanley Cup championship, beating the Boston Bruins to capture their first Wales Conference championship.
- May 25, 1991** – With an 8-0 victory over the Minnesota North Stars, the Penguins become Stanley Cup champions for the first time in their 24-year history.
- June 24, 1991** – The Penguins visit the White House and meet President George H.W. Bush.
- August 29, 1991** – Penguins head coach Bob Johnson is diagnosed with brain tumors, and has emergency surgery that night.
- October 1, 1991** – Scotty Bowman is named interim head coach.
- October 17, 1991** – In a game against the New York Islanders, Paul Coffey records his 1,053rd career point to become the NHL's all-time leading scorer among defensemen, passing Denis Potvin.
- October 19, 1991** – Stanley Cup championship banners are raised to the Civic Arena roof in a pregame ceremony.
- November 26, 1991** – Bob Johnson passes away at his home in Colorado Springs, CO at the age of 60.
- January 18, 1992** – Pittsburgh has a record five players in the NHL All-Star Game at Philadelphia. Mario Lemieux, Kevin Stevens, Jaromir Jagr and Paul Coffey are named to the starting Wales Conference lineup while Bryan Trottier is added to the team in the veterans category.
- March 24, 1992** – Mario Lemieux records his 1,000th career NHL point at Detroit in only his 513th career game, becoming the second-fastest player to record 1,000 points in NHL history.
- May 23, 1992** – Penguins defeat the Boston Bruins in four games to win the Wales Conference championship for the second consecutive season.
- May 26, 1992** – Mario Lemieux ends one of the greatest games in Stanley Cup Final history by depositing a Larry Murphy rebound behind Chicago's Ed Belfour with less than 13 seconds left in regulation, completing a 5-4 Penguins' comeback win in Game 1 of the Cup Final. Chicago led by scores of 3-0 and 4-1. Jaromir Jagr tied the game at 4-4 with less than five minutes remaining in the third period, scoring a sensational goal where he eluded three different Chicago defenders.
- June 1, 1992** – Penguins defeat the Chicago Blackhawks in four games to win back-to-back Stanley Cup championships.
- June 12, 1992** – Penguins unveil new team logo at a press conference.
- January 12, 1993** – The Penguins announce that Mario Lemieux has been diagnosed with Hodgkin's disease.
- March 2, 1993** – Mario Lemieux returns to the Penguins' lineup in Philadelphia after missing the previous 23 games.
- April 3, 1993** – Penguins win their first Presidents' Trophy as the NHL's best team with a 5-3 win at Quebec.
- April 9, 1993** – Penguins set an NHL record for the longest winning streak in league history, with their 16th consecutive win, a 10-4 victory at the New York Rangers. The Penguins extend the record to 17 games with a 4-2 win vs. the Rangers on April 10.
- October 28, 1993** – Ron Francis records his 1,000th career NHL point against Quebec.
- August 29, 1994** – Mario Lemieux announces that he will take a one-year medical leave of absence.
- February 7, 1995** – Joe Mullen records his 1,000th career point against the Florida Panthers to become the first American-born player to record 1,000 or more points.
- February 16, 1995** – The Penguins defeat the Hartford Whalers, 5-2, to extend their club record start of the season unbeaten streak to 13 games [12-0-1].
- May 3, 1995** – Jaromir Jagr records one assist against Florida to win the NHL scoring title with a league-best 70 points [32G-38A].
- May 20, 1995** – ICEOPLEX at Southpointe opens to the public.
- October 26, 1995** – Mario Lemieux scores his 500th career goal at the New York Islanders at 17:12 of the third period against Tommy Soderstrom.

- April 24, 1996** – Petr Nedved ends the second-longest overtime game in Penguins history by scoring a power-play goal at 19:15 of the fourth overtime to secure a 3-2 Pittsburgh victory against the Washington Capitals in Game 4.
- January 15, 1997** – Patrick Lalime sets the NHL record for best start by a rookie goaltender from the beginning of his career with a 3-0 win at Hartford. The win boosted his record to 13-0-2.
- January 21, 1997** – Patrick Lalime sets the Penguins record for longest unbeaten streak with a 4-2 win vs. Calgary, running his record to 14-0-2.
- January 26, 1997** – Mario Lemieux scores four goals in one period at Montreal, becoming the 11th player to accomplish the feat.
- February 4, 1997** – Mario Lemieux scores his 600th goal vs. the Vancouver Canucks, becoming just the seventh player to reach the mark.
- March 14, 1997** – Joe Mullen scores his 500th career goal in a game against Colorado, becoming the first U.S.-born player to score 500.
- March 29, 1997** – Ron Francis scores his 400th career goal vs. the Los Angeles Kings, making the Penguins the first team to have players record their 400th, 500th and 600th goals in the same season.
- April 26, 1997** – Mario Lemieux plays his last game, a 6-3 playoff loss in Philadelphia, before entering his first retirement.
- May 13, 1997** – In a formal ceremony, Mayor Tom Murphy renames Auditorium Place, the street encircling the Civic Arena, Mario Lemieux Place. The Civic Arena's address becomes 66 Mario Lemieux Place.
- October 19, 1997** – Tom Barrasso records his 300th career win in a 4-1 win at Florida, becoming the first American-born goaltender to record 300 wins.
- November 17, 1997** – The Hockey Hall of Fame waives its usual three-year waiting period and inducts Mario Lemieux into the hallowed halls.
- November 19, 1997** – Mario Lemieux's No. 66 is retired and raised to the Civic Arena rafters in a pregame ceremony before a standing-room-only crowd of 17,145.
- February 22, 1998** – The Czech Republic wins the first-ever Olympic Games featuring NHL players, defeating Russia, 1-0, in the gold medal game in Nagano, Japan. Pens' players Jaromir Jagr, Robert Lang, Jiri Slegr and Martin Straka win gold medals with the Czech Republic; Darius Kasparaitis and Aleksey Morozov take silver medals with Russia; and Tuomas Gronman earns a bronze medal with Finland.
- March 21, 1998** – Ron Francis becomes the seventh player to record his 1,000th career assist, and the Penguins become the 10th NHL team to reach the 1,000-win plateau with a 4-3 win over the Philadelphia Flyers.
- October 13, 1998** – The Penguins file for Chapter 11 bankruptcy protection.
- May 2, 1999** – Jaromir Jagr delivers one of the most-clutch performances in team history, helping the Penguins record a 3-2 overtime victory in Game 6 of the Eastern Conference Quarterfinals against the New Jersey Devils. Jagr sends the game to overtime by scoring with 2:12 remaining in regulation. He then converts a Martin Straka pass behind Martin Brodeur for the game-winner 8:59 minutes into overtime. Jagr's heroics come after he was questionable for the contest due to a groin injury. Pittsburgh goes on to win the series in seven games two days later in New Jersey.
- June 24, 1999** – Mario Lemieux's group is confirmed as the new ownership of the Penguins.
- June 24, 1999** – Jaromir Jagr becomes the second Penguins player to capture the Hart Trophy as the National Hockey League's most valuable player. He also becomes the second to win the Lester B. Pearson Award.
- May 4, 2000** – The Penguins and Flyers play the third-longest game in NHL history, a five-overtime, 152:01 marathon which the Flyers win, 2-1. Penguins goaltender Ron Tugnutt makes 70 saves in the game.
- September 16-23, 2000** – The Penguins open their second week of training camp with an exhibition game in Wilkes-Barre/Scranton, and spend the next week at the home of their AHL affiliate.
- October 7, 2000** – The Penguins face off against the Nashville Predators just outside of Tokyo, Japan to open up their 2000-01 regular season.
- November 11, 2000** – USA Hockey announces that Penguins general manager Craig Patrick will take on the same capacity for the 2002 U.S. Olympic team, and former Penguins head coach and scout Herb Brooks will coach the team.
- November 13, 2000** – Joe Mullen is inducted into the Hockey Hall of Fame in Toronto.
- December 8, 2000** – The Penguins announce that Mario Lemieux will attempt to make a comeback after three-and-a-half years of retirement.
- December 12, 2000** – Lemieux makes the announcement official at a press conference, saying he is coming back to the league so that his young son Austin can watch him play.
- December 19, 2000** – More than 500 people cram the bleachers to watch Lemieux in his first practice with the team.
- December 27, 2000** – Lemieux returns to the Penguins active roster in a game against the Toronto Maple Leafs at home, and puts three points [1G-2A] on the scoresheet. Pittsburgh wins the historic contest, 5-0.

December 30, 2000 – Lemieux notches four points (1G-3A) in a 5-3 win over the Ottawa Senators, giving him 1,500 points for his career. Jagr hits the 1,000 point mark in the same game.

March 31, 2001 – The Penguins clinch a then team record 11th straight postseason appearance with a 5-3 win over the St. Louis Blues.

May 10, 2001 – Darius Kasparaitis – who had one goal in 55 previous playoff games – beats Dominik Hasek in overtime to give the Penguins a 3-2 win. The victory secures a spot in the Eastern Conference Final against the New Jersey Devils, the Penguins' fourth trip to a conference finals.

July 11, 2001 – The Penguins trade Jaromir Jagr and Frantisek Kucera to the Washington Capitals in exchange for Kris Beech, Michal Sivek and Ross Lupaschuk.

February 8, 2003 – Mario Lemieux records his 1,000th career assist in Boston against the Bruins.

October 29, 2003 – Mario Lemieux's assist on Dick Tarnstrom's first-period goal gives him 1,700 points for his career.

June 10, 2004 – Paul Coffey and Larry Murphy are named to the Hockey Hall of Fame's class of 2004.

July 22, 2005 – The Penguins win the NHL Draft Lottery, receiving the right to the first-overall pick in the 2005 Draft.

July 30, 2005 – The Penguins select Sidney Crosby with the first-overall selection in the 2005 NHL Draft.

October 5, 2005 – Sidney Crosby appears in his first NHL game and records an assist in a 5-1 loss at New Jersey.

December 16, 2005 – Mario Lemieux plays his last NHL game, a 4-3 home loss to Buffalo, due to atrial fibrillation [irregular heartbeat].

January 24, 2006 – Mario Lemieux announces his retirement as a player from the NHL.

April 17, 2006 – Sidney Crosby becomes the youngest player in NHL history to reach 100 points with three assists in a 6-1 win over the New York Islanders.

May 25, 2006 – Penguins hire Ray Shero as general manager.

October 18, 2006 – Evgeni Malkin makes his NHL debut and scores a goal against New Jersey's Martin Brodeur.

November 1, 2006 – Evgeni Malkin becomes the first player in 89 years to tally goals in each of his first six NHL games. Malkin tallies the milestone goal at 8:29 of the first period and added the game-winner at 2:45 of overtime in the Penguins' 4-3 victory at Los Angeles. Before Malkin, only three players in NHL history had scored at least one goal in each of their first six (or more)

games and all did so in 1917-18, the NHL's inaugural season: Montreal's Joe Malone (14 games); Ottawa's Cy Denneny (12); and Montreal's Newsy Lalonde (8).

December 15, 2006 – Ryan Malone scores his first career hat trick. Malone's father, Greg, had a hat trick for the Penguins in 1978-79. The Malones are the second father/son pair to record a hat trick for the same franchise in NHL history. Ken Hodge Sr. and Ken Hodge Jr. did it for the Bruins.

January 24, 2007 – Sidney Crosby leads the fan balloting for the NHL All-Star Game with 825,783 votes. At 19 years, five months, Crosby is the youngest player voted to start the All-Star Game since fan balloting began in 1986. The youngest starter previously was the Penguins' Jaromir Jagr, elected to the Prince of Wales Conference lineup for the 1992 All-Star Game in Philadelphia (19 years, 11 months).

February 10, 2007 – Jordan Staal becomes the youngest player (18 years, 153 days) to record a hat trick in NHL history. He breaks the record held by Jack Hamilton, who was 18 years, 185 days old when he tallied four goals for Toronto against the NY Rangers on Dec. 4, 1943.

February 14, 2007 – Evgeni Malkin scores a goal to give him at least one point in 13-straight home games, which breaks the Penguins rookie record established by Mario Lemieux in 1984-85. Malkin had 20 points (5G-15A) in that 13-game span. Malkin extends his franchise-record home point streak to 14 games (6G-15A) with a goal against the Capitals on January 24, the longest such streak by a rookie on any team in NHL history since Teemu Selanne had a pair of 13-game home point streaks for Winnipeg in 1992-93.

March 2, 2007 – With a first-period goal against Carolina's Cam Ward, Sidney Crosby becomes the youngest player in NHL history to reach 200 career points at 19 years, 207 days. Wayne Gretzky is the only other player in NHL history to reach 200 career points while still a teenager (19 years, 347 days).

March 4, 2007 – The Penguins complete a season sweep of the Flyers with a 4-3 shootout victory at Mellon Arena. It gave the Penguins wins in all eight of their games with Philadelphia in 2006-07. It is the first time Pittsburgh has beaten an opponent eight times in one season. Previously, the only teams Pittsburgh had swept in a season series of six or more games were Boston (6-0-0, 1993-94), Ottawa (6-0-0, 1995-96) and Carolina (6-0-0, 1997-98).

March 6, 2007 – Jordan Staal tallies his seventh shorthanded goal of the year to set a NHL rookie record.

March 13, 2007 – Governor Ed Rendell, Allegheny County Chief Executive Dan Onorato and Mayor Luke Ravenstahl joins Pittsburgh Penguins co-owners Mario Lemieux and Ron Burkle in announcing a deal for a new multi-purpose

arena that will keep the Penguins in Pittsburgh for at least the next 30 years.

April 7, 2007 – Sidney Crosby records two assists to wrap up the Art Ross Trophy with 120 points in 79 games. At 19 years, eight months, Crosby becomes the youngest player in NHL history to win the Art Ross Trophy. Crosby is the youngest scoring champion in any major professional sport. He is the only teenager to win the Art Ross Trophy in league history. The next-youngest was Wayne Gretzky, who won the title at 20 years and 3 months at the conclusion of the 1980-81 season.

May 31, 2007 – Sidney Crosby is named Penguins captain. At 19 years, nine months (297 days) he becomes the youngest team captain in NHL history (since surpassed).

December 20, 2007 – Mario Lemieux, a Hockey Hall of Famer, was selected to join the International Ice Hockey Federation Hall of Fame in the player's category.

December 23, 2007 – Penguins fans establish a franchise record with the 31st-straight regular-season sellout at Mellon Arena. The Penguins previously recorded 30-straight regular-season sellouts between 1988 and 1989 – the final 28 games of the 1988-89 season and the first two of 1989-90.

January 1, 2008 – Sidney Crosby's shootout goal gives the Penguins a 2-1 win over Buffalo at the NHL Winter Classic in Orchard Park, NY at Ralph Wilson Stadium. It was the NHL's first regular-season outdoor game in the United States.

May 18, 2008 – With a 6-0 shutout, the Penguins win their first-ever playoff series against Philadelphia and advance to the Stanley Cup Final for only the third time in team history.

June 2, 2008 – In one of the most thrilling games in Penguins history, the team rallied from a 3-1 deficit to post a 4-3 win in triple overtime of Game 5 of the Stanley Cup Final. Max Talbot scored with 35 seconds left in regulation to knot the game at 3-3 and Petr Sykora scored the winner 9:57 into the third overtime. It was the fifth-longest game in Stanley Cup Final history. Marc-Andre Fleury stopped 55 of the 58 shots he faced in the contest.

October 2, 2008 – The Penguins play a preseason game in Helsinki, Finland, against Jokerit of the Finnish Elite League at Hartwall Arena. Pittsburgh won the game 4-1.

October 4, 2008 – The Penguins open the season with back-to-back games against the Ottawa Senators in Stockholm, Sweden, as part of the NHL's Bridgestone NHL Premiere.

October 18, 2008 – Sidney Crosby nets a milestone hat trick in Pittsburgh's 4-1 victory over the Toronto Maple Leafs. Crosby hits three career marks in the game with his 100th goal, 200th assist and 300th point. Evgeni Malkin notches his 200th career point on Crosby's 100th goal. That puck is cut in half for the two players to share.

December 15, 2008 – CONSOL Energy Inc. and the Pittsburgh Penguins announce a deal for the naming rights for the new Pittsburgh multi-purpose arena. CONSOL Energy Center becomes home to the Pittsburgh Penguins in the 2010-11 NHL season.

February 15, 2009 – The Penguins name Dan Bylsma interim head coach.

February 16, 2009 – Dan Bylsma makes his Penguins coaching debut in a 3-2 shootout loss to the New York Islanders.

February 19, 2009 – Dan Bylsma wins his first NHL game as head coach, a 5-4 decision over Montreal.

March 8, 2009 – Pittsburgh's 4-3 shootout victory at Washington ends the best five-game road trip in club history. The Penguins were a perfect 5-0.

April 11, 2009 – Pittsburgh finishes the season with a 3-1 victory at Montreal. The Penguins went 18-3-4 for 40 points after Dan Bylsma was named interim head coach. Bylsma ties a record for the best 25-game start in NHL history for a coach hired during a season, joining Bep Guidolin (20-5-0, 40 points) with Boston in 1972-73. Bylsma's 40 points also tie him for second all-time for any coach's first 25 games, behind only Todd McLellan's 43 points (21-3-1; '08-09) in San Jose.

May 4, 2009 – Game 2 of the conference semifinals features dueling hat tricks between superstars. Both Sidney Crosby and Washington's Alex Ovechkin recorded their first career postseason hat tricks.

May 26, 2009 – The Penguins advance to their second straight Stanley Cup Final by eliminating the Hurricanes in a four-game sweep with a 4-1 Game 4 victory at Carolina.

June 12, 2009 – Max Talbot scores both Pittsburgh goals in a 2-1 Game 7 victory at Detroit to lift the Penguins to their third Stanley Cup championship in franchise history.

June 12, 2009 – Evgeni Malkin is named the Conn Smythe winner as postseason MVP, the third-youngest recipient of the award, after posting 36 postseason points (14G-22A).

June 12, 2009 – Evgeni Malkin becomes the fifth player in NHL history since expansion to win the regular-season and postseason scoring title, and first since Mario Lemieux (1992).

June 12, 2009 – Sidney Crosby becomes the youngest captain in NHL history to lead his team to a Stanley Cup championship.

June 15, 2009 – Nearly 400,000 fans pack the streets of downtown Pittsburgh for the Penguins' Stanley Cup victory parade.

September 10, 2009 – The Penguins visit President Barack Obama at the White House.

- October 2, 2009** – The Penguins raise their 2009 Stanley Cup championship banner as part of a spectacular pregame ceremony in their final home opener at Mellon Arena. Pittsburgh then bested the New York Rangers, 3-2.
- November 19, 2009** – Captain Sidney Crosby becomes one of 12,000 Canadians to carry the Vancouver 2010 Olympic Torch when he marches with the torch for three miles through downtown Halifax in his native province of Nova Scotia, Canada.
- February 16, 2010** – The Penguins send five Olympians to the 2010 Winter Games in Vancouver: Brooks Orpik (United States); Sidney Crosby and Marc-Andre Fleury (Canada); Evgeni Malkin and Sergei Gonchar (Russia).
- April 8, 2010** – The Penguins defeat the New York Islanders, 7-3, in the final regular-season contest at Mellon Arena. Prior to the game the Penguins hold a ceremony honoring more than 50 alumni, including Hall of Famers Mario Lemieux, Paul Coffey, Bryan Trottier, Craig Patrick and Larry Murphy.
- April 8, 2010** – Sidney Crosby becomes the third-youngest player (22 years, 244 days) in NHL history to reach 500 points with an assist.
- April 8, 2010** – Bill Guerin scores the final goal in regular-season history at Mellon Arena when he tallies 1:46 into the third period. Pascal Dupuis and Sidney Crosby pick up the assists.
- April 11, 2010** – Sidney Crosby scores his 50th and 51st goals of the season to win his first-ever Maurice “Rocket” Richard Trophy as the NHL goal-scoring leader. Crosby is the second Penguin (Mario Lemieux) to lead the league in goals, and eighth Penguin to score 50 goals in a season.
- May 12, 2010** – Despite goals from Chris Kunitz and Jordan Staal, the Penguins fall to the Montreal Canadiens, 5-2, in Game 7 of the Eastern Conference semifinals in what proves to be the final game in the history of Mellon Arena. Staal scores the Penguins’ final goal at the “Igloo” with 3:30 minutes to play in the second period. Montreal’s Brian Gionta tallies the final goal at the 10-minute mark of the third period.
- July 27, 2010** – Hall of Fame owner Mario Lemieux and captain Sidney Crosby become the first people to skate on the ice at CONSOL Energy Center.
- August 2, 2010** – The Penguins officially take operating control of CONSOL Energy Center.
- August 18, 2010** – Sir Paul McCartney officially opens CONSOL Energy Center by performing his “Up and Coming 2010 Tour” as part of the arena’s Grand Opening Concert.
- September 18, 2010** – The Penguins hold their first official practice at CONSOL Energy Center when the team takes the ice for the first day of training camp.
- September 22, 2010** – The Penguins defeat Detroit, 5-1, in the first-ever (preseason) hockey game at CONSOL Energy Center.
- October 7, 2010** – The Penguins officially open CONSOL Energy Center as players and coaches enter the arena through a red-carpet ceremony. Hall of Fame owner Mario Lemieux concludes a riveting pregame ceremony by pouring water from the Mellon Arena ice onto the new surface at center ice. The Pens falls to the Flyers, 3-2, in the first-ever game.
- October 15, 2010** – Alex Goligoski’s overtime game-winning goal secures a 3-2 defeat of the NY Islanders and the Penguins’ first-ever win at CONSOL Energy Center.
- November 17, 2010** – The Penguins’ consecutive sellout streak tops the three-million fan mark (3,018,894).
- December 15, 2010** – Episode One of HBO Sports’ “24/7 Penguins-Capitals: Road to the NHL Winter Classic” - a four-part reality TV series - debuts.
- January 1, 2011** – The Penguins play host to the Washington Capitals at Heinz Field in the fourth NHL Winter Classic.
- March 12, 2011** – The Penguins celebrate their 200th consecutive sellout (including playoffs) against Montreal.
- June 22, 2011** – Dan Bylsma becomes the first head coach in franchise history to win the Jack Adams Award as the NHL’s “most outstanding coach.”
- November 21, 2011** – Sidney Crosby tallies two goals and two assists in his return from a 61-game absence due to a concussion in a 5-0 defeat of the New York Islanders at CONSOL Energy Center.
- April 7, 2012** – Evgeni Malkin captures his second Art Ross Trophy as NHL scoring champion with his 50th goal and 109th point in a 4-2 win vs. Philadelphia.
- June 20, 2012** – Evgeni Malkin becomes just the ninth player in NHL history to win the Art Ross Trophy (NHL scoring leader), Hart Memorial Trophy (NHL MVP) and Ted Lindsay Award (NHLPA most outstanding player) in the same season at the NHL Awards Show in Las Vegas.
- June 22-23, 2012** – The Penguins host the 2012 NHL Draft at CONSOL Energy Center - the second time in team history the franchise hosted the draft. On June 22, the Penguins traded Jordan Staal to the Carolina Hurricanes for Brandon Sutter, Brian Dumoulin and the No. 8-overall selection - which they used to select defenseman Derrick Pouliot. With their other first-round pick the Penguins chose defenseman Olli Maatta.
- July 1, 2012** – Captain Sidney Crosby signs a 12-year contract extension to keep him with the franchise through the 2024-25 season.
- January 19, 2013** – Marc-Andre Fleury notches his 227th career regular-season win in a 3-1 victory against the Philadelphia Flyers, establishing a franchise record.
- March 26-April 2, 2013** – The Penguins record three straight shutouts for the first time in franchise history between March 26-30. Tomas Vokoun and Marc-Andre Fleury combine to post the longest shutout sequence (218:48) in team history between March 24-April 2.

March 30, 2013 – The Penguins win 15 consecutive games between March 2-30, establishing the second-longest [tied] winning streak in NHL history. Pittsburgh becomes the first team in NHL history to post a perfect record [15-0] over a full calendar month (min: 10 games).

April 2, 2013 – Brooks Orpik appears in his 622nd career game against the Buffalo Sabres - most among defensemen in franchise history.

June 13, 2013 – Evgeni Malkin agrees to terms on an eight-year contract extension to keep him with the franchise through the 2021-22 season.

June 14-15, 2013 – Sidney Crosby wins the Ted Lindsay Award (NHLPA most outstanding player) and Ray Shero is voted NHL General Manager of the Year.

June 28-29, 2013 – Dan Bylsma is named head coach of the 2014 United States Olympic hockey team. Ray Shero is named the team's associate general manager.

July 2, 2013 – Kris Letang agrees to terms on an eight-year contract extension to keep him with the franchise through the 2021-22 season.

November 27, 2013 – The Penguins celebrate their 300th consecutive sellout with a 6-5 shootout win against the Toronto Maple Leafs at CONSOL Energy Center.

January 7, 2014 – Head coach Dan Bylsma becomes the winningest coach in franchise history when he collects his 233rd career win during Pittsburgh's 5-4 shootout win at Vancouver.

February 22-23, 2014 – Sidney Crosby and Chris Kunitz capture gold medals with Team Canada at the 2014 Winter Olympic Games in Sochi. Jussi Jokinen and Olli Maatta earn bronze medals with Finland.

April 13, 2014 – Sidney Crosby wins his second career Art Ross Trophy after collecting a league-high 104 points. He went on to win the Hart Memorial Trophy as league MVP and the Ted Lindsay Award as the NHL's most outstanding player as voted by his peers.

May 4-5, 2014 – Marc-Andre Fleury becomes the first goaltender in franchise history to record back-to-back playoff shutouts in Games 2 and 3 against the NY Rangers in the Second Round.

June 6, 2014 – Jim Rutherford is named Penguins executive vice president and general manager.

November 24, 2014 – Marc-Andre Fleury becomes the third-youngest (29 years, 361 days) and third-fastest (547 games) goalie to win 300 games as the Penguins defeat the Boston Bruins, 3-2 in overtime, at TD Garden.

November 26, 2014 – Sidney Crosby becomes the sixth-fastest player (571 games) in NHL history to record 800 points with an assist against the Toronto Maple Leafs at CONSOL Energy Center.

December 6, 2014 – Craig Adams appears in his 314th consecutive game in Pittsburgh's 3-2 win against Ottawa, surpassing Ron Schock to establish the longest consecutive games played streak in team history [streak

ends at 319 games].

March 12, 2015 – Evgeni Malkin collects his 700th career NHL point with an assist against the Edmonton Oilers at CONSOL Energy Center.

March 24, 2015 – Hall of Fame broadcaster Mike Lange is honored by the Penguins prior to a game against the St. Louis Blues, celebrating his 40th year as the 'Voice of the Penguins'.

July 1, 2015 – The Penguins acquire Phil Kessel, Tyler Biggs, Tim Erixon and a 2016 second-round draft pick from the Toronto Maple Leafs in exchange for Nick Spaling, Kasperii Kapanen, Scott Harrington, a 2016 third-round draft pick and a 2016 first-round draft pick.

August 14, 2015 – The Penguins and UPMC officially open the UPMC Lemieux Complex in Cranberry, Pa. The state-of-the-art venue serves as a practice rink for the Penguins, as a medical and rehabilitation facility and a home to the DICK's Sporting Goods Penguins Elite travel hockey program.

September 29, 2015 – The Penguins defeat the Tampa Bay Lightning, 4-2, in the first-ever Kraft Hockeyville USA exhibition game at the War Memorial Arena in Johnstown, Pa. Fans across the country chose Johnstown during a nationwide vote. War Memorial Arena was given \$150,000 for arena upgrades as a result from winning.

December 12, 2015 – Mike Sullivan is named head coach of the Penguins.

April 7, 2016 – The Penguins establish a franchise-record eight-game road winning streak thanks to a 4-3 overtime win in Washington on a Sidney Crosby goal.

May 4, 2016 – Patric Hornqvist scores 2:34 into overtime to give the Penguins a 3-2 win in Game 4 against the Washington Capitals, the first-ever playoff overtime win at CONSOL Energy Center.

June 12, 2016 – Kris Letang's second-period goal gives the Penguins the lead for good in a 3-1 victory in Game 6 against the San Jose Sharks, helping Pittsburgh win the franchise's fourth Stanley Cup championship at the SAP Center at San Jose.

June 12, 2016 – Sidney Crosby wins the Conn Smythe Trophy as the MVP of the 2016 Stanley Cup playoffs. Goalie Matt Murray earns his 15th win of the playoffs, equaling the NHL playoff record for wins by a rookie goaltender.

June 15, 2016 – The City of Pittsburgh celebrates the Penguins' Stanley Cup victory by hosting a parade through downtown. Over 400,000 fans came out to support the team.

June 22, 2016 – Jim Rutherford is crowned the NHL General Manager of the Year at the annual NHL Awards Show in Las Vegas. Ten days earlier, Rutherford became the first GM in the post-1967 NHL Expansion Era to lead two different franchises to Stanley Cup championships [Carolina, 2006].

- September 14, 2016** – The Penguins and CONSOL Energy Center host a World Cup exhibition doubleheader between the Czech Republic and North America during the afternoon, and Canada versus Russia at night.
- September 29, 2016** – Sidney Crosby captains Canada to a victory in the World Cup of Hockey. Crosby wins tournament MVP after leading the tournament in goals (7), points (10) and plus-minus (+8).
- October 4, 2016** – PPG Paints signs a 20-year partnership for the naming rights to the Penguins' home facility, which will be called PPG Paints Arena.
- October 6, 2016** – President Barack Obama welcomes the Penguins to the White House to celebrate the club's 2016 Stanley Cup championship. The Penguins became the first team (2009) and last team to visit the White House during Obama's tenure.
- October 13, 2016** – The Penguins raise their 2015-16 Stanley Cup championship banner before defeating the Washington Capitals, 3-2, in a shootout.
- January 27, 2017** – Mario Lemieux, Sidney Crosby, Jaromir Jagr, Paul Coffey, Ron Francis, Bryan Trottier and Luc Robitaille are selected as seven of the NHL's 100 Greatest Players as part of the league's Centennial Celebration at the 2017 NHL All-Star Game in Los Angeles. Those seven join the previously-announced Andy Bathgate and Tim Horton as Penguins players selected to the prestigious group.
- February 16, 2017** – Sidney Crosby becomes the 86th player in NHL history to reach 1,000 career points when he sets up a Chris Kunitz goal 6:28 minutes into a game against Winnipeg at PPG Paints Arena. Crosby accomplishes the feat in 757 games, making him the fastest active player, and 12th-fastest all-time, to hit that milestone. To cap the evening, Crosby scores the OT game-winning goal, setting a team record with his 23rd overtime point, in a 4-3 Penguins victory.
- February 25, 2017** – Sidney Crosby opens the scoring, and rookie Jake Guentzel adds a pair of assists, as the Penguins defeat the Philadelphia Flyers, 4-2, in a Stadium Series matchup at Heinz Field. The outdoor game attracts 67,318 patrons on a chilly evening. Heinz Field becomes the first repeat host of an outdoor contest.
- April 20, 2017** – Marc-Andre Fleury stops 49 of the 51 shots he faces in a 5-2 series-clinching defeat of the Columbus Blue Jackets in the First Round. The victory was the 57th of Fleury's playoff career, establishing a Penguins team record.
- May 8, 2017** – Sidney Crosby sets a club playoff record by picking up his 97th career assist when he set up a Jake Guentzel tally in Game 6 against the Washington Capitals at PPG Paints Arena.
- May 10, 2017** – Goals by Bryan Rust and Patric Hornqvist are more than enough offense in a 2-0 victory in Game 7 of the Second Round against the Washington Capitals at the Verizon Center. The Pens improve to 6-0 all-time in Game 7s on the road.
- May 25, 2017** – Chris Kunitz scores 5:09 minutes into the second overtime to seal a 3-2 win for the Penguins in Game 7 of the Eastern Conference Final against the Ottawa Senators at PPG Paints Arena, sending the Penguins to the Stanley Cup Final. Kunitz joins Darius Kasparaitis as the only players in team history to score an overtime goal in Game 7.
- June 8, 2017** – Jake Guentzel's assist on Conor Sheary's goal was Guentzel's 21st point of the 2017 playoffs, equaling the NHL rookie record originally set by Dino Ciccarelli and matched by Ville Leino.
- June 11, 2017** – The Penguins defeat the Nashville Predators, 2-0, in Game 6 of the Stanley Cup Final to become the first team since the 1997-98 Detroit Red Wings to win back-to-back Stanley Cup championships. Pittsburgh's fifth Cup victory ties the Edmonton Oilers for the most wins by a non-Original Six franchise. Patric Hornqvist scores the Cup-clinching goal with just 1:35 remaining in the third period.
- June 11, 2017** – Sidney Crosby captures the Conn Smythe Trophy as the MVP of the playoffs for a second-straight season. He joins Mario Lemieux (1991-92) and Bernie Parent (1974-75) as the only players in NHL history to win the award in consecutive seasons.
- June 11, 2017** – Sidney Crosby, Evgeni Malkin, Kris Letang, Marc-Andre Fleury and Chris Kunitz win their third Stanley Cup together, making them the only players in team history to win three championships as players with the Pens.
- June 14, 2017** – An estimated 650,000 fans jam Grant Street, the Boulevard of the Allies and Point State Park to celebrate the Penguins' fifth Stanley Cup championship parade.
- June 21, 2017** – Sidney Crosby collects the Maurice "Rocket" Richard Trophy at the annual NHL Awards Show for the second time in his career after leading the NHL with 44 goals in 2016-17.
- October 4, 2017** – The Penguins raise their 2016-17 Stanley Cup championship banner prior to hosting the St. Louis Blues on opening night at PPG Paints Arena.
- December 11, 2017** – The Penguins celebrate their 500th-consecutive sellout (regular season and playoffs) against the Colorado Avalanche at PPG Paints Arena.
- April 18, 2018** – Sidney Crosby's goal against the Philadelphia Flyers is his 173rd career playoff point, allowing him to surpass Mario Lemieux for the most points in franchise playoff history during a 5-0 victory at Wells Fargo Center.
- April 22, 2018** – Jake Guentzel helps the Penguins eliminate the Philadelphia Flyers by scoring four-straight goals as part of a four-goal, five-point afternoon in the Pens' 8-5 win. Guentzel becomes just the third player in NHL history to score four-straight team goals in the playoffs. In the same game, Kris Letang records his 73rd career playoff point with an assist. That sets a new club record for team defensemen, moving Letang past Larry Murphy.

UNIFORM HISTORY



Ken Schinkel (1970)



Syl Apps (1974)



Randy Carlyle (1983)

The Penguins have experienced plenty of changes in their history and their uniforms are no exception.

When the Penguins made their NHL debut at home on October 11, 1967, the team wore the colors light blue, dark blue and white. Both the home (light blue) and road (white) uniforms simply had the word "PITTSBURGH" written diagonally down the front of the sweater with five white stripes with six thin navy blue stripes around the sleeves and bottom (home) and five dark blue stripes with six thin, white stripes around the sleeves and bottom (road). The logo, although not on the sweater, featured a hockey-playing penguin in a scarf over an inverted triangle, symbolizing the golden triangle of downtown Pittsburgh. The penguin and triangle were set inside a circle bearing the team name.

The following season (1968-69), the uniforms were changed so that the logo appeared on the game sweaters. The logo remained essentially the same, although the penguin was no longer wearing a scarf. The home (light blue) uniforms had a wide band of white trimmed in dark blue around each sleeve and the bottom, while the road (white) sweaters had bands of light blue trimmed in dark blue. The home (light blue) sweaters had white shoulder yokes and the road (white) sweaters had light blue shoulder yokes.

In the 1970-71 season the Penguins began wearing white at home and light blue on the road. The Penguins became one of the first teams in NHL history to wear nameplates featuring a player's last name above the number on the back of the jersey. The nameplates were only added to the home (white) jerseys in 1970-71.

The uniforms themselves were essentially unchanged from 1968-69 to 1971-72, until the circle around the logo was removed, leaving only a penguin and a triangle, midway through the 1971-72 season.

Beginning in 1972-73, the Penguins replaced the light blue with a bolder, royal blue color. During the Penguins' first seven years in the league, both home and road jerseys featured a lace-up collar at the base of the neck. The lace-up collars were also a thing of the past moving into the 1974-75 season.

Chevrons were used as the sleeve stripes for the 1974-75 season. Shaped in the form of an inverted V, the sleeve stripes were royal blue and white with navy blue cuffs on the home (white) jerseys. The road (royal blue) jerseys had white and navy blue sleeve stripes with white cuffs forming the chevrons. The waist striping also changed to match the chevrons with royal blue, white and navy blue moving down the home (white) uniforms and white, navy blue and white moving down the road (royal blue) uniforms.

The chevrons road (royal blue) uniform was done to the hem striping. From top to bottom, the hem striping was white, royal blue and navy blue. The home (white) uniforms reverted back to the 1972-73 and 1973-74 designs, but did not have the lace-up collar from those prior seasons. The collar was now a solid navy blue color.

For the 1977-78 season the uniforms were tri-colored with the Penguins doing away with the royal blue and bringing back the light blue the team wore in its first five seasons in the NHL. The home (white) uniforms featured navy blue sleeves with white and navy blue striping capped by light blue cuffs. The road (navy blue) uniforms featured white sleeves with light blue and white striping capped by navy blue cuffs. The front hem striping was light blue, white, navy blue and light blue on both the home (white) and road (navy blue) uniforms.

On Jan. 30, 1980 the Penguins wore black and gold for the first time. With the Steelers winning the Super Bowl and the Pirates capturing the World Series title in the same year, the Penguins hoped to gain fan support with aligning their colors with the other teams in the "City of Champions." Boston protested the color change to the NHL, arguing that black and gold had always been exclusively associated with the Bruins. However, the Penguins prevailed by virtue of a precedent set by the Pittsburgh Pirates hockey club of the late 1920s, which sported the colors.


The Penguins' new uniforms were the same design as the previous ones, with black replacing dark blue and gold replacing light blue. A third sleeve stripe was also added to both the home and road jerseys. The player numbers that were formerly on the sleeves were moved to the top of each shoulder. From 1980-81 through the 1984-85 season, the team alternated wearing gold sweaters with white at home, which also featured the tri-color sleeve striping.

On March 15, 1983, Baz Bastien, the Penguins general manager at the time, died tragically in a car accident as he returned home from a dinner honoring him. For the remainder of the 1982-83 season the Penguins added a black armband on the left sleeve of their home (white) jerseys.

For the 1988-89 season, the player numbers were moved from the shoulders to the sleeves as



Paul Coffey (1988)



Mario Lemieux (1992)



Ron Francis (1993)

they were prior to the Penguins adopting the black and gold color scheme.

The NHL All-Star Game made its first appearance in Pittsburgh on January 21, 1990. The Penguins wore a 41st NHL All-Star patch on the left shoulder of their jerseys in 1989-90 and the beginning of 1990-91. During the same time frame, the NHL shield logo appeared on the back right hem of every jersey worn in the NHL.

Advancing to the Stanley Cup Final for the first time in team history, the Penguins honored this achievement by wearing the 1991 Stanley Cup Final patch on their home and road jerseys during every game of the 1991 Stanley Cup Final vs. Minnesota.

The 1991-92 season marked the NHL's 75th anniversary. The Penguins added the NHL 75th Anniversary logo to the right chest of their jerseys that season. In addition, the Penguins were also celebrating their 25th anniversary after joining the league in 1967-68. The Penguins added their own anniversary patch to the right shoulder of the jerseys.

Head coach "Badger" Bob Johnson passed away on November 26, 1991. The following night, the Penguins honored the memory of Johnson with a candlelight ceremony and placed a "Badger" memorial patch on the left shoulder of their jerseys.

After reaching the Stanley Cup Final for the second consecutive season, the Penguins proudly donned their second Stanley Cup Final patch in as many years. This time, the Final patch was sewn onto a piece of white (home) or black (road) material and then the material swatch was sewn over the NHL 75th Anniversary patch on the right chest of the jersey.

The black and gold uniforms remained virtually unchanged until 1992-93, when the triangle and penguin logo was modernized. The home (white) sweaters featured the new logo on the front and gold shoulder inserts. The road (black) sweaters had the city's name diagonally down the front, much like the original team uniforms, with the new logo on each shoulder. Also in 1992-93, the Stanley Cup turned 100 years old and was honored by each team by having a commemorative patch added to their jerseys during the season. The Penguins wore the patch on the right chest of their home (white) jerseys and did not wear the patch on their road (black) jerseys due to the lack of an appropriate place to put the patch with the new "PITTSBURGH" diagonal jerseys with the new logos on each shoulder.

During the 1995-96 season, the Penguins were one of five NHL teams to introduce a third jersey. The Penguins' new uniform, which made its debut on Jan. 27, 1996 vs. the Philadelphia Flyers, featured a black background with a new, modernized midsection, shoulder and sleeve design that included innovative striping and a blend of team colors. The alternate uniform replaced the "PITTSBURGH" road jersey as the team's away uniform for 1997-98 season.

In 1999-00, the NHL commemorated the league's advance into the new millennium with an NHL2000 patch that was placed on the right chest of each team's jerseys in team colors. The Penguins' NHL2000 patch was black with silver lettering.

Traveling to Japan for the first two games of the 2000-01 season to face the Nashville Predators, the Penguins wore a commemorative GameOne/Japan patch on the right chest of their home (white) and black (road) jerseys.

On Oct. 28, 2000 the Penguins hosted the New Jersey Devils and introduced a new third jersey. The black sweater featured the popular "skating penguin" logo, which the team wore during its 1991 and 1992 Stanley Cup championship seasons, and the newest color addition, Vegas gold. This black jersey served as the Penguins' third jersey for the 2000-01 and 2001-02 seasons.

In 2002-03, the Penguins introduced a white counterpart to the black "skating penguin" and Vegas gold colored jerseys. These "skating penguin" uniforms served as the Penguins home and road jerseys from 2002-03 to 2006-07.

On Jan. 22, 2007 during the NHL All-Star break, the NHL and Reebok unveiled the new Rbk EDGE Uniform System. The Penguins' jerseys featured thicker Vegas gold side sections, while the black and white body portions of the jersey go all the way to the bottom hem. The cuffs and underarms were black on the white-based jerseys and were white on the black-based uniforms. Additional Vegas gold inserts appeared on the sleeves just below the numbers. The NHL shield also has moved from the back right hem to the base of the front neckline.

The Penguins wore retro jerseys when they battled the Sabres at the NHL Winter Classic on Jan. 1, 2008 at Ralph Wilson Stadium. The Penguins wore powder blue jerseys patterned after the 1968-69 uniforms. The jersey featured the Penguins logo inside a circle. There was a wide band of white trimmed in dark blue around each sleeve and the bottom with white shoulder yokes. The jersey became the club's official alternate third jersey.

In 2010-11 the Penguins opened the brand-new CONSOL Energy Center. To commemorate the event, the team wore a special patch at all home games featuring the team logo and outline of the new arena's spine.

The Penguins released a new Winter Classic uniform for their showdown with the Washington Capitals Jan. 1, 2011 at Heinz Field. Predominantly navy blue with light blue striped accents on the elbows and bottom, the jersey served as another alternate uniform for the season. The jerseys



Tom Barrasso (1999)



Alexei Kovalev (2002)



Jordan Staal (2006)



Evgeni Malkin (2007)

featured the team's inaugural skating penguin logo (which hadn't previously been worn on the jersey) on the crest and lace-up collar at the base of the neck.

For their third outdoor game on March 1, 2014 against the Chicago Blackhawks at Soldier Field as part of the NHL's Stadium Series, the Penguins wore a unique uniform that utilized secondary colors within the team's existing color palates.

It featured a chrome-treated Penguins logo design inspired from the chrome details of the NHL shield, a dynamic and modern look to conventional team identity. Numbering on the back of the jerseys was enlarged and sleeve numbers were angled to improve visibility in outdoor venues.

The Penguins went back to the future during the 2014-15 season, unveiling 'Pittsburgh Gold' third jerseys reminiscent of the sweaters the Penguins wore during their back-to-back Stanley Cup championship seasons of 1991 and '92.

At the outset of the team's 50th season in 2016-17, the Penguins announced that they would be returning full-time to a 'Pittsburgh Gold' color scheme, eliminating Vegas gold. The third jersey from the '14-15 and '15-16 seasons became the full-time home jersey, with an accompanying white version added for road contests.

The Penguins wore full "Pittsburgh gold" for their Stadium Series Game against the Philadelphia Flyers on February 25, 2017. The jersey featured the skating Penguin sans the traditional triangle behind it. In addition to a Stadium Series patch, the Pens also wore a "City of Champions" heritage patch on the left sleeve.



Sidney Crosby (2008)



Marc-Andre Fleury (2008)



Evgeni Malkin (2011)



Chris Kunitz (2014)



Marc-Andre Fleury (2014)



Jake Guentzel (2017)

UNIFORM NUMBERS

- 1** Hank Bassen, Joe Daley, Paul Hoganson, Cam Newton, Roy Edwards, Jim Rutherford, Bob Johnson, Gordon Laxton, Denis Herron, Rob Holland, Paul Harrison, Steve Guenette, Pat Riggin, Wendell Young, Rob Dopson, Peter Skudra, Johan Hedberg, John Curry, Brent Johnson, Thomas Greiss, Mike Condon, **Casey DeSmith**
- 2** Leo Boivin, Duane Rupp, Bob Paradise, Ed Van Impe, Tom Edur, Tom Bladon, Pat Price, Gilles Lupien, Brian Lundberg, Phil Bourque, Greg Fox, Joe McDonnell, Todd Charlesworth, Chris Dahlquist, Jim Paek, Chris Tamer, Josef Melichar, Hal Gill, Nate Guenin, Matt Niskanen, Adam Clendening, **Chad Ruhwedel**
- 3** Al MacNeil, John Arbour, Bob Woytowich, Tim Horton, Jack Lynch, Ron Stackhouse, Bennett Wolf, Norm Schmidt, Doug Bodger, Jim Kyte, Jim Paek, Grant Jennings, Sergei Zubov, Stefan Bergkvist, Dan Trebil, Marc Bergevin, Jamie Pushor, Steve Poapst, Mark Eaton, Alex Goligoski, Douglas Murray, **Olli Maatta**
- 4** Noel Price, Bob Blackburn, Dave Burrows, Dale Tallon, Paul Baxter, Marty McSorley, Phil Bourque, Greg Fox, Chris Dahlquist, Dwight Schofield, Larry Murphy, Gord Dineen, Greg Andrusak, Greg Hawgood, Corey Foster, Kevin Hatcher, Jeff Norton, Bobby Dollas, Jamie Pushor, Mike Wilson, Dan Focht, Cory Cross, Noah Welch, Jordan Leopold, Zbynek Michalek, Mark Eaton, Rob Scuderi, **Justin Schultz**
- 5** Dick Mattiussi, Ted Lanyon, Bryan Watson, Ab DeMarco, Barry Wilkins, Steve Lyon, Mario Faubert, Lex Hudson, Ron Meighan, Bryan Maxwell, Mike Rowe, Ville Siren, Gord Dineen, Ulf Samuelsson, Brad Werenka, Janne Laukkanen, Patrick Boileau, Rob Scuderi, Darryl Sydor, Deryk Engelland, David Warsofsky, **Zach Trotman**
- 6** Dunc McCallum, Tracy Pratt, Sheldon Kannegiesser, Ron Jones, Colin Campbell, Tom Price, Kim Clackson, Bennett Wolf, Errol Thompson, Greg Hotham, Jim Johnson, Todd Charlesworth, Scott Young, Jeff Chychrun, Peter Ahola, Mike Ramsey, Drake Berehowsky, Neil Wilkinson, Bob Boughner, Mike Wilson, Rick Berry, Richard Lintner, Nolan Baumgartner, Martin Strbak, Ryan Whitney, Joel Kwiatkowski, Ben Lovejoy, Scott Harrington, Trevor Daley, **Jamie Oleksiak**
- 7** Art Stratton, Lou Angotti, Bryan Hextall, Steve Durbano, Russ Anderson, Rick MacLeish, Ian Turnbull, Rod Buskas, Joe Mullen, Andrew Ference, Kelly Buchberger, Matt Hussey, Michel Ouellet, Mark Eaton, Paul Martin, **Matt Cullen**
- 8** Val Fonteyne, Jim Wiley, Rick Kehoe, Hartland Monahan, Dave Schultz, Mike Meeker, Bob Stewart, Dave Burrows, Randy Boyd, Tom O'Regan, Petteri Lehto, Terry Ruskowski, Perry Ganchar, Bryan Smolinski, Kevin Miller, Garry Valk, Bobby Dollas, Hans Jonsson, Matt Bradley, Mark Recchi, Andrew Hutchinson, **Brian Dumoulin**
- 9** Andy Bathgate, Charlie Burns, Billy Hicke, Al McDonough, Chuck Arnason, Simon Nolet, Blair Chapman, Mark Johnson, Stan Jonathan, Rich Sutter, Ron Flockhart, John Chabot, Wilf Paiment, Andrew McBain, Tony Tanti, Ron Francis, Len Barrie, Dan Quinn, Greg Johnson, German Titov, Rene Corbet, Jeff Toms, Rico Fata, Andy Hilbert, Pascal Dupuis
- 10** Earl Ingarfield, George Swarbrick, Keith McCreary, Robin Burns, Ted Snell, Pierre Larouche, Peter Lee, Gary Rissling, Bob Errey, Wayne Babych, Ron Duguay, Dan Quinn, Barry Pederson, Ron Francis, Ville Nieminen, John LeClair, Gary Roberts, Mark Letestu, Tanner Glass, Brenden Morrow, Christian Ehrhoff
- 11** Gene Ubriaco, Tracy Pratt, Nick Harbaruk, Bernie Lukowich, Vic Hadfield, John Flesch, Tom Cassidy, George Ferguson, Anders Hakansson, Rocky Saganiuk, Tim Tookey, Troy Loney, Dwight Mathiasen, Lee Giffin, Alain Lemieux, Warren Young, John Cullen, Alek Stojanov, Shawn Antoski, Darius Kasparaitis, Alexandre Daigle, Lasse Pirjeta, Guillaume Lefebvre, Jordan Staal, Kevin Porter
- 12** Ken Schinkel, Blaine Stoughton, Kelly Pratt, Greg Malone, Mitch Lamoureux, Dean DeFazio, Tom O'Regan, Tom Roulston, Bob Errey, Larry Depalma, Troy Murray, Chris Wells, Sean Pronger, Martin Sonnenberg, Billy Tibbetts, Michal Sivek, Ryan Malone, Chris Bourque, Brett Sterling, Richard Park, Jarome Iginla, Chuck Kobasew, Ben Lovejoy, **Dominik Simon**
- 13** Jim Hamilton, Charlie Simmer, Alex Goligoski, Bill Guerin, Nick Spaling, Nick Bonino
- 14** Billy Dea, Rick Kessell, Ron Snell, Lowell MacDonald, Rene Robert, Wayne Bianchin, Nick Libett, Doug Shedden, Dan Quinn, Chris Kontos, Bryan Erickson, Jock Callander, Gordie Roberts, Dave Tippett, Markus Naslund, Ladislav Karabin, Mike Hudson, Brad Lauer, Stu Barnes, Pat Falloon, Milan Kraft, Shane Endicott, Chris Minard, Chris Kunitz
- 15** Bob Dillabough, Billy Harris, George Swarbrick, Steve Cardwell, Lowell MacDonald, Yvon Labre, Brian McKenzie, Rick Kessell, Bob McManama, Stan Gilbertson, Pat Boutette, Gary Rissling, Randy Cunneyworth, Dave Capuano, Doug Smith, Randy Gilhen, Shawn McEachern, Dmitri Mironov, Josef Beranek, Robert Dome, Roman Simicek, Wayne Primeau, Brian Holzinger, Niklas Nordgren, Michael Zigomanis, Dustin Jeffrey, Tanner Glass, **Riley Sheahan**
- 16** Wayne Hicks, Ron Snell, Glen Sather, Sheldon Kannegiesser, Ron Lalonde, Lew Morrison, Derek Sanderson, Kim Davis, Mike Meeker, Gary McAdam, Bennett Wolf, Marc Chorney, Bryan Maxwell, Mark Taylor, Jim McGeough, Kevin LaVallee, Charlie Simmer, Steve Gotaas, Jay Caulfield, Mike Hudson, Joe Dziedzic, Eddie Olczyk, Jeff Serowik, Dennis Bonvie, Kris Beech, Erik Christensen, Paul Bissonnette, Chris Conner, Cal O'Reilly, Brandon Sutter, Eric Fehr, Josh Jooris

- 17** Billy Speer, Bill LeCaine, Ron Schock, Rick Kehoe, Lee Giffin, Brad Aitken, Tomas Sandstrom, Peter Ferraro, Brian Bonin, Tom Chorske, Toby Petersen, Matt Murley, Karl Stewart, Petr Sykora, Mike Rupp, Zach Boychuk, Dustin Jeffrey, Taylor Pyatt, Blake Comeau, **Bryan Rust**
- 18** George Konik, Wally Boyer, Lowell MacDonald, Ross Lonsberry, Kevin McClelland, Tom Roulston, Craig Simpson, Jimmy Mann, Mark Recchi, Richard Zemlak, Jeff Daniels, Ken Priestlay, Francois Leroux, Garry Valk, Patrick Lebeau, Ryan Savoia, Josef Beranek, Shean Donovan, Steve Webb, Eric Boguniecki, Dominic Moore, Adam Hall, Marian Hossa, Chris Conner, James Neal, Frank Corrado
- 19** Bob Rivard, Jean Pronovost, Dale Tallon, Greg Sheppard, Rick MacLeish, Grant Sasser, Arto Javananien, Willy Lindstrom, Dave McLlwain, Randy Gilhen, Bryan Trottier, Vladimir Vujtek, Rico Fata, Ramzi Abid, Ryan Whitney, Mike Comrie, Jason Williams, Beau Bennett, **Derick Brassard**
- 20** Ab McDonald, Bob Woytowich, Dean Prentice, Robin Burns, John Stewart, Steve Cardwell, Yvon Labre, Jacques Cossette, Yves Bergeron, Pete Mahovlich, Paul Marshall, Gregg Sheppard, Paul Gardner, Gary Rissling, Moe Mantha, Dave Hunter, Dave Hannan, Perry Ganchar, Jamie Leach, Jeff Daniels, Luc Robitaille, Bryan Smolinski, Stu Barnes, Greg Johnson, Roman Oksiuata, Robert Lang, Mathias Johansson, Mike Eastwood, Colby Armstrong, Janne Pesonen, Rob Klinkhammer, Frank Corrado
- 21** Keith McCreary, Michel Briere
- 22** Paul Andrea, Greg Polis, Bob Kelly, Brian Spencer, Kim Davis, Mike Bullard, Neil Belland, Dwight Mathiasen, Jim McGeough, Chris Joseph, Wayne Van Dorp, Steve Dykstra, Paul Stanton, Rick Tocchet, Norm Maciver, Jason Woolley, Sven Butenschon, Dan LaCouture, Randy Robitaille, Matt Murley, Ric Jackman, Chris Thorburn, Jeff Taffe, Tim Wallace, Matt D'Agostini, Lee Stempniak, Kael Mouillierat, Matt Hunwick
- 23** Bill Speer, Mel Pearson, Bob Woytowich, Ted Lanyon, Jean Guy Lagace, Doug Barrie, Rick Kessell, John Stewart, Bob Leiter, Eddie Shack, Larry Bignell, Nelson Debenedet, Ed Gilbert, Jim Hamilton, Rod Schutt, Gary Rissling, Doug Lecuyer, Rich Sutter, Andy Brickley, Wally Weir, Randy Hillier, Kjell Samuelsson, Paul Stanton, Chris Joseph, Domenic Pittis, Fredrik Olausson, Victor Ignatjev, Steve Leach, John Jakopin, Dan Trebil, Steve McKenna, Shane Endicott, Eric Boguniecki, Alexei Ponikarovsky, Ryan Craig, Trevor Smith, Chris Conner, Steve Downie, Scott Wilson
- 24** Gary Swain, Rod Zaine, Tim Horton, Eddie Schack, Jean Guy Lagace, Larry Bignell (playoffs only), Mario Faubert, Don Awrey, Bob Paradise, Pat Hughes, Marc Chorney, Pat Graham, Rob Garner, Ted Bulley, Kevin McCarthy, Roger Belanger, Dwight Mathiasen, Troy Loney, Doug Brown, Ian Moran, Lyle Odelein, Kris Beech, Matt Cooke, Bobby Farnham, Cameron Gaunce
- 25** Bill Speer, Robin Burns, John Stewart, Darryl Edestrand, Nick Beverly, Dennis Owchar, Greg Redquest, Tom Cassidy, Tom Price, Randy Carlyle, Kevin McCarthy, Ted Nolan, Norm Schmidt, Alek Stojanov, Dan Kesa, Jeff Norton, Kevin Stevens, Marc Bergevin, Maxime Talbot, Eric Tangradi, Andrew Ebbett, Tom Sestito
- 26** Jim Morrison, Dunc McCallum, Jim Morrison, Mike McMahon, Syl Apps, Pete Mahovlich, Orest Kindrachuk, Paul Mulvey, Steve Gatzos, Troy Loney, Ted Bulley, Wayne Babych, Mike Blaisdell, Mark Kachowski, Mike Stapleton, Richard Park, Dave McLlwain, Petr Klima, Darius Kasparaitis, Garry Valk, Frantisek Kucera, Kent Manderville, Landon Wilson, Ronald Petrovicky, Ruslan Fedotenko, Eric Tangradi, Steve Sullivan, Mark Arcobello, Daniel Winnik
- 27** Jim Morrison, Joe Noris, Jim Shires, Hank Nowak, Yves Bergeron, Pete LaFramboise, Mike Corrigan, Jacques Cossette, Rod Schutt, Todd Charlesworth, Gilles Meloche, Scott Bjugstad, Gilbert Delorme, Jamie Leach, Glen Murray, Eddie Olczyk, Alexei Kovalev, Georges Laraque, Craig Adams
- 28** Ron Stackhouse, Harvey Bennett, Mario Faubert, Gene Carr, Tom Price, Jim Hamilton, Bob Simpson, Tim Hrynewich, Rocky Saganiuk, Bruce Crowder, Robert Geale, Steve Gatzos, Dan Frawley, Gordie Roberts, Kjell Samuelsson, Greg Andrusak, Jeff Christian, Craig Muni, Dan Kesa, Todd Hlushko (playoffs only), Michal Rozsival, Matt Hussey, Jani Rita, Nils Ekman, Adam Hall, Eric Godard, Ian Cole
- 29** Al Smith, Jim Rutherford, Denis Herron, Andy Brown, Gary Inness, Bob Stumpf, Dunc Wilson, Greg Millen, Michel Dion, Phil Bourque, Markus Naslund, Tyler Wright, Krzysztof Oliwa, Brooks Orpik, Marc-Andre Fleury
- 30** Les Binkley, Marv Edwards, Cam Newton, Andy Brown, Gary Inness, Bob Taylor, Gordon Laxton, Paul Gardner, Kim Davis, Gary Edwards, Roberto Romano, Steve Guenette, Alain Chevrier, Francois Leroux, Philippe DeRouville, Jean-Sebastien Aubin, Dany Sabourin, **Matt Murray**
- 31** Michel Plasse, Nick Ricci, Vincent Tremblay, Brian Ford, Carl Mokosak, Rick Tabaracci, Tom Barrasso, Ken Wregget, Ron Tugnutt, Rich Parent, Sebastien Caron, Antti Niemi
- 32** Dave Hannan, Dave Goertz, Dwight Mathiasen, Pat Mayer, Peter Taglianetti, John Slaney, Harry York, Greg Crozier, Dick Tarnstrom, Alain Nasreddine, Chris Minard, Mathieu Garon, Pierre-Luc Letourneau-Leblond, Mark Streit
- 33** Tony Feltrin, Bob Simpson, Rocky Saganiuk, Bob Gladney, Doug Bodger, Mike Rowe, Mitch Wilson, Zarley Zalapski, Bryan Fogarty, Marty McSorley, Jim McKenzie, Stefan Bergqvist, Alex Hicks, Dan LaCouture, Guillaume Lefebvre, Reid Simpson, Ziggy Palffy, Eric Cairns, Ryan Stone, Steve MacIntyre, Greg McKeeg

- 34** Andre St. Laurent, Tom Thornbury, Greg Tebbutt, Randy Hillier, Ted Nolan, Todd Charlesworth, Lee Giffin, Dwight Mathiasen, Scott Young, Dave Michayluk (playoffs only), Greg Brown, Rusty Fitzgerald, Jeff Christian, Peter Popovic, Garth Snow, Ross Lupaschuk, Ramzi Abid, Jonathan Filewich, Bobby Farnham, Tom Kuhnhackl
- 35** Roberto Romano, Warren Young, Darren Lowe, Ron Duguay, Brad Aitken, Tom Barrasso, Ty Conklin, **Tristan Jarry**
- 36** Jock Callander, Pat Neaton, Greg Andrusak, Corey Foster, Brad Lauer, J.J. Daigneault, Matthew Barnaby, Tom Kostopoulos, Andre Roy, Connor James, John Curry, Jussi Jokinen, Bryan Rust
- 37** Justin Duberman, Ladislav Karabin, Ian Moran (playoffs only), Greg Andrusak, Norm Maciver, Kip Miller, Tom Kostopoulos, Mikael Samuelsson, Ryan VandenBussche, Jarkko Ruutu, Bill Thomas, Brian Strait, Jeff Zatkoff, Carter Rowney
- 38** Scott Gruhl, Jiri Hrdina, Peter Allen, Andreas Johansson, Jan Hrdina, Jeff Taffe, Jonathan Filewich, Mark Letestu, Nick Johnson, Colin McDonald, Zach Sill
- 39** Mike Needham, Peter Allen, Joel Bouchard, Jon Sim, Chris Minard, Luca Caputi, Brad Thiessen, Harry Zolnierczyk, David Perron, Jean-Sebastien Dea
- 40** Frank Pietrangelo, Patrick Lalime, Andy Chiodo, Alexander Pechurskiy, Nick Drazenovic, Maxim Lapierre, Oskar Sundqvist
- 41** Shane Endicott, Jocelyn Thibault, Nathan Smith, Martin Skoula, Robert Bortuzzo, **Daniel Sprong**
- 42** Tuomas Gronman, Dustin Jeffrey, Nick Johnson, Corey Potter, Dylan Reese
- 43** Jeff Daniels, Tomas Surovy, Philippe Boucher, Scott Wilson, Conor Sheary
- 44** Todd Nelson, Drake Berehowsky, Ed Patterson, Rob Brown, Stephane Richer, Brooks Orpik, Taylor Chorney
- 45** Mike Needham (playoffs only), Glen Mulvenna, Peter Ferraro, Martin Sonnenberg, Rob Scuderi, Arron Asham, Adam Payerl, Josh Archibald
- 46** Victor Ignatjev, Pavel Skrbek, Jeff Toms, Joe Vitale, Dominik Uher, **Zach Aston-Reese**
- 47** Chris Ferraro, Maxim Galanov, Kent Manderville, Michal Sivek, Micki DuPont, Tim Brent, Simon Despres, Tom Sestito
- 48** Sven Butenschon, Jeff Serowik, Konstantin Koltsov, Tyler Kennedy
- 49** Greg Andrusak, Matt Hussey, Brian Gibbons, Dominik Simon
- 50** Martin Brochu
- 51** Dave Roche, Derrick Pouliot
- 52** Rusty Fitzgerald
- 54** Alexandre Picard
- 55** Larry Murphy, Drake Berehowsky, Ric Jackman, Sergei Gonchar, Philip Samuelsson
- 56** Sergei Zubov, Eric Tangradi
- 57** Chris Ferraro, Shawn Heins, Marcel Goc, David Perron
- 58** **Kris Letang**
- 59** Robert Dome, Michel Ouellet, Carl Snee, Jayson Megna, **Jake Guentzel**
- 61** Luca Caputi, Sergei Plotnikov, Steve Oleksy
- 62** **Carl Hagelin**
- 63** Tim Wallace
- 65** Ben Lovejoy, Ron Hainsey
- 66** Mario Lemieux
- 67** Alex Goligoski, Paul Bissonnette
- 68** Jaromir Jagr
- 71** Jiri Slegr, Konstantin Koltsov, **Evgeni Malkin**
- 72** Jeff Christian, Eric Meloche, Alex Kovalev, **Patric Hornqvist**
- 74** Jay McKee

- 75 Ryan Reaves
- 76 Richard Park
- 77 Paul Coffey
- 81 Miroslav Satan, **Phil Kessel**
- 82 Martin Straka
- 85 Petr Klima
- 87 **Sidney Crosby**
- 92 Rick Tocchet, Tomas Vokoun
- 93 Petr Nedved
- 95 Aleksey Morozov

HONORS/AWARDS

Championships

STANLEY CUP

| | |
|------------------------------|---|
| 1991, 1992, 2009, 2016, 2017 | 5 |
|------------------------------|---|

PRESIDENTS' TROPHY

| | |
|------|---|
| 1993 | 1 |
|------|---|

PRINCE OF WALES TROPHY

| | |
|------------------------------------|---|
| 1991, 1992, 2008, 2009, 2016, 2017 | 6 |
|------------------------------------|---|

DIVISION TITLES

| | |
|--|---|
| 1991, 1993, 1994, 1996, 1998, 2008, 2013, 2014 | 8 |
|--|---|

Legacy Honors

HOCKEY HALL OF FAME

| | |
|-------------------------|------|
| Red Kelly | 1969 |
| Tim Horton | 1977 |
| Andy Bathgate | 1978 |
| Leo Boivin | 1986 |
| William 'Scotty' Bowman | 1991 |
| Bob Johnson | 1992 |
| Mario Lemieux | 1997 |
| Bryan Trottier | 1997 |
| Joe Mullen | 2000 |
| Craig Patrick | 2001 |
| Paul Coffey | 2004 |
| Larry Murphy | 2004 |
| Herb Brooks | 2006 |
| Ron Francis | 2007 |
| Luc Robitaille | 2009 |
| Mark Recchi | 2017 |

U.S. HOCKEY HALL OF FAME

| | |
|----------------|------|
| Bob Paradise | 1989 |
| Herb Brooks | 1990 |
| Bob Johnson | 1991 |
| Jack Kelley | 1993 |
| Craig Patrick | 1996 |
| Joe Mullen | 1998 |
| Gordie Roberts | 1999 |
| Mike Ramsey | 2001 |
| Mark Johnson | 2004 |
| Tom Barrasso | 2009 |
| John LeClair | 2009 |
| Kevin Hatcher | 2010 |
| Eddie Olczyk | 2012 |
| Bill Guerin | 2013 |
| Scott Young | 2017 |

FOSTER HEWITT MEMORIAL AWARD

| | | |
|------------|------|---|
| Mike Lange | 2001 | 1 |
|------------|------|---|

RETIRED NUMBERS

| | | |
|---------------|----|--|
| Michel Briere | 21 | |
| Mario Lemieux | 66 | |

NHL Award Winners

CONN SMYTHE TROPHY

| | | |
|----------------------|-------------------|----------|
| Mario Lemieux | 1991, 1992 | 2 |
| Evgeni Malkin | 2009 | 1 |
| Sidney Crosby | 2016, 2017 | 2 |

HART MEMORIAL TROPHY

| | | |
|----------------------|-------------------|----------|
| Mario Lemieux | 1988, 1993, 1996 | 3 |
| Jaromir Jagr | 1999 | 1 |
| Sidney Crosby | 2007, 2013 | 2 |
| Evgeni Malkin | 2012 | 1 |

MAURICE "ROCKET" RICHARD TROPHY

| | | |
|----------------------|-------------------|----------|
| Sidney Crosby | 2010, 2017 | 2 |
|----------------------|-------------------|----------|

CALDER MEMORIAL TROPHY

| | | |
|----------------------|-------------|----------|
| Mario Lemieux | 1985 | 1 |
| Evgeni Malkin | 2007 | 1 |

NHL Award Winners continued

ART ROSS TROPHY

| | | |
|----------------------|------------------------------------|---|
| Mario Lemieux | 1988, 1989, 1992, 1993, 1996, 1997 | 6 |
| Jaromir Jagr | 1995, 1998, 1999, 2000, 2001 | 5 |
| Sidney Crosby | 2007, 2014 | 2 |
| Evgeni Malkin | 2009, 2012 | 2 |

JAMES NORRIS TROPHY

| | | |
|---------------|------|---|
| Randy Carlyle | 1981 | 1 |
|---------------|------|---|

JACK ADAMS AWARD

| | | |
|------------|------|---|
| Dan Bylsma | 2011 | 1 |
|------------|------|---|

BILL MASTERTON MEMORIAL TROPHY

| | | |
|------------------|------|---|
| Lowell MacDonald | 1973 | 1 |
| Mario Lemieux | 1993 | 1 |

MARK MESSIER LEADERSHIP AWARD

| | | |
|----------------------|-------------|---|
| Sidney Crosby | 2010 | 1 |
|----------------------|-------------|---|

TED LINDSAY/LESTER B. PEARSON AWARD

| | | |
|----------------------|-------------------------|---|
| Mario Lemieux | 1986, 1988, 1993, 1996 | 4 |
| Jaromir Jagr | 1999, 2000 | 2 |
| Sidney Crosby | 2007, 2013, 2014 | 3 |
| Evgeni Malkin | 2012 | 1 |

FRANK J. SELKE TROPHY

| | | |
|-------------|------|---|
| Ron Francis | 1995 | 1 |
|-------------|------|---|

GENERAL MANAGER OF THE YEAR AWARD

| | | |
|-----------------------|-------------|---|
| Ray Shero | 2013 | 1 |
| Jim Rutherford | 2016 | 1 |

LADY BYNG MEMORIAL TROPHY

| | | |
|-------------|------------|---|
| Rick Kehoe | 1981 | 1 |
| Ron Francis | 1995, 1998 | 2 |

NHL PLUS/MINUS AWARD

| | | |
|---------------|------|---|
| Mario Lemieux | 1993 | 1 |
| Ron Francis | 1995 | 1 |
| Pascal Dupuis | 2013 | 1 |

Scoring Milestones

50 GOAL CLUB

| | | |
|-----------------|------------------------------------|---|
| Pierre Larouche | 1976 | 1 |
| Jean Pronovost | 1976 | 1 |
| Rick Kehoe | 1981 | 1 |
| Mike Bullard | 1984 | 1 |
| Mario Lemieux | 1987, 1988, 1989, 1993, 1996, 1997 | 6 |
| Kevin Stevens | 1992, 1993 | 2 |
| Jaromir Jagr | 1996, 2001 | 2 |
| Sidney Crosby | 2010 | 1 |
| Evgeni Malkin | 2012 | 1 |

100 POINT CLUB

| | | |
|----------------------|--|----|
| Pierre Larouche | 1976 | 1 |
| Jean Pronovost | 1976 | 1 |
| Mario Lemieux | 1985, 1986, 1987, 1988, 1989, 1990, 1992, 1993, 1996, 1997 | 10 |
| Rob Brown | 1989 | 1 |
| Paul Coffey | 1989, 1990 | 2 |
| Mark Recchi | 1991 | 1 |
| Kevin Stevens | 1992, 1993 | 2 |
| Rick Tocchet | 1993 | 1 |
| Ron Francis | 1993, 1996 | 2 |
| Jaromir Jagr | 1996, 1998, 1999, 2001 | 4 |
| Sidney Crosby | 2006, 2007, 2009, 2010, 2014 | 5 |
| Evgeni Malkin | 2008, 2009, 2012 | 3 |

All-Star Recognition

NHL FIRST-TEAM ALL-STAR

| | | |
|--------------------------|------------------------------------|----------|
| Randy Carlyle - D | 1981 | 1 |
| Mario Lemieux - C | 1988, 1989, 1993, 1996, 1997 | 5 |
| Paul Coffey - D | 1989 | 1 |
| Kevin Stevens - LW | 1992 | 1 |
| Jaromir Jagr - RW | 1995, 1996, 1998, 1999, 2000, 2001 | 6 |
| Sidney Crosby - C | 2007, 2013, 2014, 2016 | 4 |
| Evgeni Malkin - C | 2008, 2009, 2012 | 3 |
| James Neal - RW | 2012 | 1 |
| Chris Kunitz - LW | 2013 | 1 |

NHL SECOND-TEAM ALL-STAR

| | | |
|--------------------------|-------------------------|----------|
| Mario Lemieux - C | 1986, 1987, 1992, 2001 | 4 |
| Paul Coffey - D | 1990 | 1 |
| Kevin Stevens - LW | 1991, 1993 | 2 |
| Tom Barrasso - G | 1993 | 1 |
| Larry Murphy - D | 1993, 1995 | 2 |
| Jaromir Jagr - RW | 1997 | 1 |
| Sidney Crosby - C | 2010, 2015, 2017 | 3 |
| Kris Letang - D | 2013, 2016 | 2 |

NHL ALL-ROOKIE TEAM

| | | |
|--------------------------|-------------|----------|
| Mario Lemieux - C | 1985 | 1 |
| Warren Young - LW | 1985 | 1 |
| Zarley Zalapski - D | 1989 | 1 |
| Jaromir Jagr - RW | 1991 | 1 |
| Patrick Lalime - G | 1997 | 1 |
| Sebastien Caron - G | 2003 | 1 |
| Ryan Malone - LW | 2004 | 1 |
| Sidney Crosby - C | 2006 | 1 |
| Evgeni Malkin - C | 2007 | 1 |
| Jordan Staal - C | 2007 | 1 |
| Matt Murray - G | 2017 | 1 |

NHL ALL-STAR GAME SELECTIONS

| | | |
|----------------------|--|----------|
| Ken Schinkel | 1969, 1970 | 2 |
| Dean Prentice | 1970 | 1 |
| Bob Woytowich | 1970 | 1 |
| Greg Polis | 1971, 1972, 1973 | 3 |
| Lowell MacDonald | 1973, 1974 | 2 |
| Dave Burrows | 1974, 1976 | 2 |
| Al McDonough | 1974 | 1 |
| Syl Apps | 1975 | 1 |
| Jean Pronovost | 1975, 1976, 1977, 1978 | 4 |
| Pierre Larouche | 1976 | 1 |
| Ron Stackhouse | 1980 | 1 |
| Randy Carlyle | 1981, 1982 | 2 |
| Rick Kehoe | 1981, 1983 | 2 |
| Michel Dion | 1982 | 1 |
| Mike Bullard | 1984 | 1 |
| Mario Lemieux | 1985, 1986, 1987, 1988, 1989, 1990, 1992, 1993, 1996, 1997, 2001, 2002, 2003 | 13 |
| Paul Coffey | 1988, 1989, 1990, 1991, 1992 | 5 |
| Rob Brown | 1989 | 1 |
| John Cullen | 1991 | 1 |
| Mark Recchi | 1991 | 1 |
| Kevin Stevens | 1991, 1992, 1993 | 3 |
| Jaromir Jagr | 1992, 1993, 1994, 1996, 1997, 1998, 1999, 2000, 2001 | 9 |
| Bryan Trottier | 1992 | 1 |
| Rick Tocchet | 1993 | 1 |
| Larry Murphy | 1994 | 1 |
| Joe Mullen | 1994 | 1 |
| Ron Francis | 1996 | 1 |
| Kevin Hatcher | 1997 | 1 |
| Martin Straka | 1999 | 1 |
| Alexei Kovalev | 2001, 2003 | 2 |
| Sidney Crosby | 2007, 2008, 2009, 2011, 2015, 2017, 2018 | 7 |
| Evgeni Malkin | 2008, 2009, 2011, 2012, 2015, 2016, 2017 | 7 |
| Sergei Gonchar | 2008 | 1 |
| Kris Letang | 2011, 2012, 2016, 2018 | 4 |
| Marc-Andre Fleury | 2011, 2015 | 2 |
| James Neal | 2012 | 1 |

ALL-STAR GAME

| SEASON | SITE | TEAM | PLAYER | G/MP | A | PTS/GA |
|---------|----------------|--------------------|----------------------|------|----|--------|
| 2017-18 | Tampa | Metropolitan | Sidney Crosby | 1 | 1 | 2 |
| | | | Kris Letang | 1 | 0 | 1 |
| 2016-17 | Los Angeles | Metropolitan | Sidney Crosby | 1 | 1 | 2 |
| | | | Evgeni Malkin\$ | -- | -- | -- |
| 2015-16 | Nashville | Metropolitan | Evgeni Malkin | 1 | 1 | 2 |
| | | | Kris Letang | 1 | 0 | 1 |
| 2014-15 | Columbus | Foligno | Marc-Andre Fleury | 20 | -- | 7 |
| | | | Sidney Crosby\$ | -- | -- | -- |
| | | | Evgeni Malkin\$ | -- | -- | -- |
| 2013-14 | No Game Played | | | | | |
| 2012-13 | No Game Played | | | | | |
| 2011-12 | Ottawa | Chara | Evgeni Malkin | 1 | 1 | 2 |
| | | Alfredsson | James Neal | 0 | 1 | 1 |
| | | Alfredsson | Kris Letang | 0 | 1 | 1 |
| 2010-11 | Carolina | Staal | Kris Letang | 2 | 0 | 2 |
| | | Lidstrom | Marc-Andre Fleury* | 20 | -- | 4 |
| | | | Sidney Crosby*\$ | -- | -- | -- |
| | | | Evgeni Malkin*\$ | -- | -- | -- |
| 2009-10 | No Game Played | | | | | |
| 2008-09 | Montreal | Eastern Conference | Sidney Crosby*\$ | -- | -- | -- |
| | | | Evgeni Malkin* | 1 | 0 | 1 |
| 2007-08 | Atlanta | Eastern Conference | Sidney Crosby*\$ | -- | -- | -- |
| | | | Evgeni Malkin# | 0 | 2 | 2 |
| | | | Sergei Gonchar | 0 | 0 | 0 |
| 2006-07 | Dallas | Eastern Conference | Sidney Crosby* | 0 | 0 | 0 |
| 2005-06 | No Game Played | | | | | |
| 2004-05 | No Game Played | | | | | |
| 2003-04 | Minnesota | Eastern Conference | No Penguins Selected | | | |
| 2002-03 | Sunrise, FL | Eastern Conference | Alexei Kovalev | 0 | 0 | 0 |
| | | | Mario Lemieux\$ | -- | -- | -- |
| 2001-02 | Los Angeles | North America | Mario Lemieux | 1 | 0 | 1 |
| 2000-01 | Denver | World | Jaromir Jagr*\$ | -- | -- | -- |
| | | World | Alexei Kovalev | 1 | 1 | 2 |
| | | North America | Mario Lemieux | 1 | 1 | 2 |
| 1999-00 | Toronto | World | Jaromir Jagr* | 1 | 0 | 1 |
| 1998-99 | Tampa Bay | World | Jaromir Jagr* | 0 | 1 | 1 |
| | | World | Martin Straka | 0 | 0 | 0 |
| 1997-98 | Vancouver | World | Jaromir Jagr | 1 | 0 | 1 |
| 1996-97 | San Jose | Eastern Conference | Mario Lemieux* | 2 | 1 | 3 |

* - Voted to starting lineup

\$ - Missed game due to injury

& - Named to replace Lemieux # - Named to replace Crosby

| SEASON | SITE | TEAM | PLAYER | G/MP | A | PTS/GA |
|----------------|----------------|--------------------|----------------------|------|----|--------|
| | | Eastern Conference | Kevin Hatcher | 0 | 0 | 0 |
| | | Eastern Conference | Jaromir Jagr*\$ | -- | -- | -- |
| 1995-96 | Boston | Eastern Conference | Mario Lemieux* | 0 | 2 | 2 |
| | | Eastern Conference | Jaromir Jagr* | 1 | 0 | 1 |
| | | Eastern Conference | Ron Francis | 0 | 1 | 1 |
| 1994-95 | No Game Played | | | | | |
| 1993-94 | New York (MSG) | Eastern Conference | Jaromir Jagr\$ | -- | -- | -- |
| | | Eastern Conference | Larry Murphy | 0 | 0 | 0 |
| | | Eastern Conference | Joe Mullen | 1 | 1 | 2 |
| 1992-93 | Montreal | Wales Conference | Mario Lemieux*\$ | -- | -- | -- |
| | | Wales Conference | Kevin Stevens* | 1 | 2 | 3 |
| | | Wales Conference | Jaromir Jagr* | 1 | 1 | 2 |
| | | Wales Conference | Rick Tocchet& | 2 | 0 | 2 |
| 1991-92 | Philadelphia | Wales Conference | Mario Lemieux* | 0 | 1 | 1 |
| | | Wales Conference | Paul Coffey* | 0 | 0 | 0 |
| | | Wales Conference | Kevin Stevens* | 1 | 0 | 1 |
| | | Wales Conference | Jaromir Jagr* | 0 | 1 | 1 |
| | | Wales Conference | Bryan Trottier | 1 | 0 | 1 |
| 1990-91 | Chicago | Wales Conference | Paul Coffey* | 0 | 0 | 0 |
| | | Wales Conference | John Cullen | 0 | 1 | 1 |
| | | Wales Conference | Mark Recchi | 0 | 0 | 0 |
| | | Wales Conference | Kevin Stevens | 1 | 0 | 1 |
| 1989-90 | Pittsburgh | Wales Conference | Paul Coffey | 0 | 2 | 2 |
| | | Wales Conference | Mario Lemieux* (MVP) | 4 | 0 | 4 |
| 1988-89 | Edmonton | Wales Conference | Rob Brown | 0 | 0 | 0 |
| | | Wales Conference | Paul Coffey* | 0 | 0 | 0 |
| | | Wales Conference | Mario Lemieux* | 1 | 1 | 2 |
| 1987-88 | St. Louis | Wales Conference | Paul Coffey* | 0 | 0 | 0 |
| | | Wales Conference | Mario Lemieux* (MVP) | 3 | 3 | 6 |
| 1986-87 | Quebec (2 gms) | NHL ALL-STARS | Mario Lemieux* | 0 | 3 | 3 |
| 1985-86 | Hartford | Wales Conference | Mario Lemieux* | 0 | 0 | 0 |
| 1984-85 | Calgary | Wales Conference | Mario Lemieux* (MVP) | 2 | 1 | 3 |
| 1983-84 | New Jersey | Wales Conference | Mike Bullard | 0 | 0 | 0 |
| 1982-83 | New York (LI) | Wales Conference | Rick Kehoe | 0 | 0 | 0 |
| 1981-82 | Washington | Wales Conference | Randy Carlyle | 0 | 1 | 1 |
| | | Wales Conference | Michel Dion | 30 | -- | 2 |
| 1980-81 | Los Angeles | Wales Conference | Randy Carlyle | 0 | 0 | 0 |
| | | Wales Conference | Rick Kehoe | 0 | 1 | 1 |
| 1979-80 | Detroit | Wales Conference | Ron Stackhouse | 1 | 0 | 1 |
| 1978-79 | New York (MSG) | NHL ALL-STARS | No Penguins Selected | | | |
| 1977-78 | Buffalo | Wales Conference | Jean Pronovost | 0 | 0 | 0 |

* - Voted to starting lineup

\$ - Missed game due to injury

& - Named to replace Lemieux # - Named to replace Crosby

| SEASON | SITE | TEAM | PLAYER | G/MP | A | PTS/GA |
|----------------|-----------------|--------------------|------------------|------|---|--------|
| 1976-77 | Vancouver | Wales Conference | Jean Pronovost | 0 | 0 | 0 |
| 1975-76 | Philadelphia | Wales Conference | Dave Burrows | 0 | 0 | 0 |
| | | Wales Conference | Pierre Larouche | 0 | 0 | 0 |
| | | Wales Conference | Jean Pronovost | 0 | 0 | 0 |
| 1974-75 | Montreal | Wales Conference | Syl Apps (MVP) | 2 | 0 | 2 |
| | | Wales Conference | Jean Pronovost | 0 | 0 | 0 |
| 1973-74 | Chicago | Western Conference | Dave Burrows | 0 | 0 | 0 |
| | | Western Conference | Lowell MacDonald | 1 | 1 | 2 |
| | | Western Conference | Al McDonough | 1 | 0 | 1 |
| 1972-73 | New York (MSG) | Western Conference | Lowell MacDonald | 0 | 1 | 1 |
| | | Western Conference | Greg Polis (MVP) | 2 | 0 | 2 |
| 1971-72 | Bloomington, MN | Western Conference | Greg Polis | 0 | 0 | 0 |
| 1970-71 | Boston | Western Conference | Greg Polis | 0 | 0 | 0 |
| 1969-70 | St. Louis | Western Conference | Dean Prentice | 1 | 0 | 1 |
| | | Western Conference | Bob Woytowich | 0 | 1 | 1 |
| 1968-69 | Montreal | Western Conference | Ken Schinkel | 0 | 0 | 0 |
| 1967-68 | Toronto | NHL ALL-STARS | Ken Schinkel | 0 | 0 | 0 |

* - Voted to starting lineup

\$ - Missed game due to injury

& - Named to replace Lemieux

- Named to replace Crosby

ATTENDANCE

Regular Season

| YEAR | ATTENDANCE | # of DATES | AVG. ATTENDANCE | SELLOUTS | CAPACITY |
|----------------------|------------|---|-----------------|----------|----------|
| 1967-68 | 274,049 | 37 | 7,407 | 0 | 12,580 |
| 1968-69 | 228,285 | 38 | 6,008 | 0 | 12,580 |
| 1969-70 | 265,936 | 38 | 6,998 | 0 | 12,580 |
| 1970-71 | 377,182 | 39 | 9,671 | 3 | 12,580 |
| 1971-72 | 375,711 | 39 | 9,634 | 5 | 12,580 |
| 1972-73 | 436,601 | 39 | 11,195 | 7 | 12,866 |
| 1973-74 | 396,197 | 39 | 10,159 | 4 | 13,431 |
| 1974-75 | 448,977 | 40 | 11,224 | 11 | 13,404 |
| 1975-76 | 458,198 | 40 | 11,455 | 0 | 16,402 |
| 1976-77 | 401,580 | 40 | 10,040 | 1 | 16,404 |
| 1977-78 | 421,933 | 40 | 10,548 | 2 | 16,033 |
| 1978-79 | 457,209 | 40 | 11,430 | 3 | 16,033 |
| 1979-80 | 426,156 | 40 | 10,653 | 2 | 16,033 |
| 1980-81 | 413,407 | 40 | 10,335 | 0 | 16,033 |
| 1981-82 | 451,965 | 40 | 11,299 | 5 | 16,033 |
| 1982-83 | 336,300 | 40 | 8,408 | 1 | 16,033 |
| 1983-84 | 273,550 | 40 | 6,839 | 0 | 16,033 |
| 1984-85 | 400,711 | 40 | 10,018 | 4 | 16,033 |
| 1985-86 | 503,020 | 40 | 12,576 | 13 | 16,033 |
| 1986-87 | 598,614 | 40 | 14,965 | 26 | 16,033 |
| 1987-88 | 606,638 | 40 | 15,166 | 26 | 16,168 |
| 1988-89 | 629,345 | 40 | 15,734 | 34 | 16,025 |
| 1989-90 | 640,700 | 40 | 16,018 | 34 | #16,015 |
| 1990-91 | 637,072 | 40 | 15,927 | 28 | 16,164 |
| 1991-92 | 639,736 | 40 | 15,993 | 32 | 16,164 |
| 1992-93 | 660,290 | 41 | 16,105 | 30 | 16,164 |
| 1993-94 | 685,589 | 41 | 16,714 | 11 | 17,537 |
| 1994-95 | 386,599 | 24 | 16,108 | 9 | 17,181 |
| 1995-96 | 665,790 | 41 | 16,239 | 20 | 17,181 |
| 1996-97 | 684,346 | 41 | 16,691 | 21 | 17,181 |
| 1997-98 | 617,815 | 41 | 15,069 | 7 | 16,958 |
| 1998-99 | 607,822 | 41 | 14,825 | 5 | 16,958 |
| 1999-00 | 636,199 | 41 | 15,517 | 13 | 16,958 |
| 2000-01 | 655,926 | 40 | 16,398 | 26 | 16,958 |
| 2001-02 | 641,641 | 41 | 15,650 | 18 | 16,958 |
| 2002-03 | 604,970 | 41 | 14,755 | 8 | 16,958 |
| 2003-04 | 486,961 | 41 | 11,877 | 1 | 16,940 |
| 2005-06 | 647,975 | 41 | 15,804 | 12 | 16,940 |
| * Club Record | | # Capacity increased to 16,236 after home game #25 | | | |

Regular Season

| YEAR | ATTENDANCE | # of DATES | AVG. ATTENDANCE | SELLOUTS | CAPACITY |
|----------------------|------------|---|-----------------|----------|----------|
| 2006-07 | 673,422 | 41 | 16,424 | 30 | 16,940 |
| 2007-08 | 700,193 | 41 | 17,078 | *41 | 16,940 |
| 2008-09 | 682,298 | 40 | 17,058 | 40 | 16,940 |
| 2009-10 | 700,211 | 41 | 17,078 | *41 | 16,940 |
| 2010-11 | 729,628 | 40 | 18,241 | 40 | 18,087 |
| 2011-12 | 761,224 | 41 | 18,567 | *41 | 18,387 |
| 2012-13 | 447,560 | 24 | *18,648 | 24 | 18,387 |
| 2013-14 | *763,334 | 41 | 18,618 | *41 | 18,387 |
| 2014-15 | 763,319 | 41 | 18,618 | *41 | 18,387 |
| 2015-16 | 760,586 | 41 | 18,551 | *41 | 18,387 |
| 2016-17 | 742,955 | 40 | 18,574 | 40 | 18,387 |
| 2017-18 | 761,794 | 41 | 18,580 | *41 | 18,387 |
| * Club Record | | # Capacity increased to 16,236 after home game #25 | | | |

Playoffs

| YEAR | ATTENDANCE | # of DATES | AVG. ATTENDANCE | SELLOUTS |
|---------|------------|------------|-----------------|----------|
| 1969-70 | 53,592 | 5 | 10,718 | 2 |
| 1971-72 | 25,515 | 2 | 12,758 | 1 |
| 1974-75 | 66,833 | 5 | 13,367 | 4 |
| 1975-76 | 13,626 | 1 | 13,626 | 0 |
| 1976-77 | 25,967 | 2 | 12,984 | 0 |
| 1978-79 | 45,702 | 3 | 15,234 | 2 |
| 1979-80 | 26,901 | 2 | 13,451 | 0 |
| 1980-81 | 26,688 | 2 | 13,344 | 0 |
| 1981-82 | 25,457 | 2 | 12,729 | 0 |
| 1988-89 | 96,150 | 6 | 16,025 | 6 |
| 1990-91 | 210,132 | *13 | 16,164 | *13 |
| 1991-92 | 161,640 | 10 | 16,164 | 10 |
| 1992-93 | 129,312 | 8 | 16,164 | 8 |
| 1993-94 | 46,412 | 3 | 15,471 | 0 |
| 1994-95 | 114,894 | 7 | 16,413 | 2 |
| 1995-96 | 171,597 | 10 | 17,159 | 9 |
| 1996-97 | 34,710 | 2 | 17,355 | 2 |
| 1997-98 | 48,437 | 3 | 16,146 | 1 |
| 1998-99 | 99,787 | 6 | 16,631 | 4 |
| 1999-00 | 84,924 | 5 | 16,984 | 4 |
| 2000-01 | 137,184 | 8 | 17,148 | 8 |
| 2006-07 | 34,264 | 2 | 17,132 | 2 |
| 2007-08 | 188,452 | 11 | 17,132 | 11 |
| 2008-09 | 188,452 | 11 | 17,132 | 11 |
| 2009-10 | 119,924 | 7 | 17,132 | 7 |
| 2010-11 | 73,939 | 4 | 18,485 | 4 |
| 2011-12 | 55,819 | 3 | 18,606 | 3 |
| 2012-13 | 149,041 | 8 | 18,630 | 8 |
| 2013-14 | 130,411 | 7 | 18,630 | 7 |
| 2014-15 | 37,264 | 2 | *18,632 | 2 |
| 2015-16 | *241,979 | *13 | 18,614 | *13 |
| 2016-17 | 241,935 | *13 | 18,610 | *13 |
| 2017-18 | 111,741 | 6 | 18,624 | 6 |

* Club Record

TRAINING CAMP

Sites and Records by Year

| YEAR | SITE | PRESEASON RECORD | YEAR | SITE | PRESEASON RECORD |
|---------|---------------------------|------------------|---------|--|------------------|
| 1967-68 | Brantford, Ont. | 4-1-1 | 1998-99 | Canonsburg, PA | 4-2-3 |
| 1968-69 | Brantford, Ont. | 1-5-2 | 1999-00 | Canonsburg, PA | 2-3-0-1 |
| 1969-70 | Brantford, Ont. | 4-1-2 | 2000-01 | Canonsburg/Wilkes-Barre, PA | 3-4-0-0 |
| 1970-71 | Brantford, Ont. | 4-3-2 | 2001-02 | Canonsburg/Wilkes-Barre, PA | 1-2-3-0 |
| 1971-72 | Brantford, Ont. | 3-2-3 | 2002-03 | Canonsburg/Wilkes-Barre, PA | 2-4-1-0 |
| 1972-73 | Brantford, Ont. | 5-4-1 | 2003-04 | Canonsburg, PA | 2-4-1-0 |
| 1973-74 | Brantford, Ont. | 4-2-3 | 2005-06 | Pittsburgh/Wilkes-Barre, PA | 2-6-2 |
| 1974-75 | Brantford, Ont. | 5-4-0 | 2006-07 | Pittsburgh, PA/Moncton, New Brunswick/ West Point, NY | 2-2-3 |
| 1975-76 | Pittsburgh, PA | 2-3-3 | 2007-08 | Pittsburgh, PA | 1-3-2 |
| 1976-77 | Pittsburgh, PA | 7-3-0 | 2008-09 | Pittsburgh, PA | 4-0-1 |
| 1977-78 | Pittsburgh, PA | 4-3-0 | 2009-10 | Pittsburgh, PA | 1-4-1 |
| 1978-79 | Pittsburgh, PA | 3-5-0 | 2010-11 | Pittsburgh, PA | 5-1-0 |
| 1979-80 | Pittsburgh, PA | 3-4-1 | 2011-12 | Pittsburgh, PA | 5-1-0 |
| 1980-81 | Pittsburgh, PA | 1-3-2 | 2012-13 | Pittsburgh, PA | --- |
| 1981-82 | Erie/Johnstown, PA | 4-1-2 | 2013-14 | Pittsburgh, PA/West Point, NY | 3-2-1 |
| 1982-83 | Johnstown, PA | 1-3-3 | 2014-15 | Pittsburgh, PA | 3-3-0 |
| 1983-84 | Johnstown, PA | 3-4-1 | 2015-16 | Pittsburgh, PA | 3-5-0 |
| 1984-85 | Pittsburgh, PA | 2-4-0 | 2016-17 | Pittsburgh, PA | 3-3-0 |
| 1985-86 | Pittsburgh, PA | 1-5-0 | 2017-18 | Pittsburgh, PA | 3-3-1 |
| 1986-87 | Pittsburgh, PA | 2-6-0 | | | |
| 1987-88 | Pittsburgh, PA | 5-1-2 | | | |
| 1988-89 | Pittsburgh, PA | 6-3-0 | | | |
| 1989-90 | Pittsburgh, PA | 4-5-1 | | | |
| 1990-91 | Pittsburgh, PA | 7-2-0 | | | |
| 1991-92 | Pittsburgh, PA/Denver, CO | 4-3-2 | | | |
| 1992-93 | Pittsburgh, PA | 3-5-1 | | | |
| 1993-94 | Pittsburgh, PA | 5-4-0 | | | |
| 1994-95 | Pittsburgh, PA | 3-5-1 | | | |
| 1995-96 | Canonsburg, PA | 3-5-1 | | | |
| 1996-97 | Canonsburg, PA | 2-6-1 | | | |
| 1997-98 | Canonsburg, PA | 4-4-0 | | | |

TEAM AWARDS

Michel Briere Memorial Trophy - Rookie Of The Year

The Michel Briere Memorial Trophy is awarded to the Penguins player judged to be the best rookie on the team. The trophy is presented in memory of the late Michel Briere, who was an outstanding forward in his only season with the Penguins in 1969-70.

| | | | | | |
|---------|--------------------------|---------|----------------------|---------|-------------------------------------|
| 1967-68 | Les Binkley | 1984-85 | Mario Lemieux | 2001-02 | Johan Hedberg |
| 1968-69 | Jean Pronovost | 1985-86 | Jim Johnson | 2002-03 | No Winner |
| 1969-70 | Michel Briere | 1986-87 | No Winner | 2003-04 | Ryan Malone |
| 1970-71 | Greg Polis | 1987-88 | Rob Brown | 2005-06 | Sidney Crosby |
| 1971-72 | Dave Burrows | 1988-89 | Zarley Zalapski | 2006-07 | Evgeni Malkin & Jordan Staal |
| 1972-73 | No Winner | 1989-90 | Mark Recchi | 2007-08 | Kris Letang |
| 1973-74 | Ron Lalonde | 1990-91 | Jaromir Jagr | 2008-09 | No Winner |
| 1974-75 | Pierre Larouche | 1991-92 | Jim Paek | 2009-10 | No Winner |
| 1975-76 | No Winner | 1992-93 | Shawn McEachern | 2010-11 | Mark Letestu |
| 1976-77 | Greg Malone | 1993-94 | No Winner | 2011-12 | No Winner |
| 1977-78 | Peter Lee | 1994-95 | No Winner | 2012-13 | Simon Despres |
| 1978-79 | Greg Millen & Rod Schutt | 1995-96 | No Winner | 2013-14 | Olli Maatta |
| 1979-80 | Paul Marshall | 1996-97 | Patrick Lalime | 2014-15 | Derrick Pouliot |
| 1980-81 | Mark Johnson | 1997-98 | Peter Skudra | 2015-16 | Bryan Rust |
| 1981-82 | Mike Bullard | 1998-99 | Jan Hrdina | 2016-17 | Matt Murray |
| 1982-83 | Dave Hannan | 1999-00 | Jean-Sebastien Aubin | 2017-18 | No Winner |
| 1983-84 | Roberto Romano | 2000-01 | No Winner | | |

Players' Player Award

The players hold a vote at the end of the season for the player they feel exemplifies leadership for the team both on and off of the ice, and who is dedicated to teamwork.

| | | | | | |
|---------|--------------------------------|---------|------------------------------|---------|----------------------------|
| 1967-68 | No Award | 1983-84 | Denis Herron | 2000-01 | Martin Straka |
| 1968-69 | Val Fonteyne | 1984-85 | Warren Young | 2001-02 | Alexei Kovalev & Ian Moran |
| 1969-70 | Jean Pronovost & Dean Prentice | 1985-86 | Terry Ruskowski | 2002-03 | No Winner Announced |
| 1970-71 | Jean Pronovost | 1986-87 | Dan Quinn & Terry Ruskowski | 2003-04 | Kelly Buchberger |
| 1971-72 | Jean Pronovost | 1987-88 | Mario Lemieux | 2005-06 | John LeClair |
| 1972-73 | Lowell MacDonald | 1988-89 | Randy Hillier | 2006-07 | Mark Recchi |
| 1973-74 | Jean Pronovost | 1989-90 | Randy Hillier | 2007-08 | Ryan Malone |
| 1974-75 | Ron Schock | 1990-91 | Mark Recchi | 2008-09 | Eric Godard |
| 1975-76 | Jean Pronovost | 1991-92 | Joe Mullen | 2009-10 | Jordan Staal |
| 1976-77 | Denis Herron | 1992-93 | Mario Lemieux | 2010-11 | Brooks Orpik |
| 1977-78 | Denis Herron | 1993-94 | Ron Francis | 2011-12 | Brooks Orpik |
| 1978-79 | Greg Malone | 1994-95 | Ron Francis | 2012-13 | Brooks Orpik |
| 1979-80 | Rick Kehoe | 1995-96 | Ron Francis | 2013-14 | Brooks Orpik |
| 1980-81 | Rick Kehoe | 1996-97 | Joe Mullen | 2014-15 | Marc-Andre Fleury |
| 1981-82 | Mike Bullard | 1997-98 | Ron Francis | 2015-16 | Marc-Andre Fleury |
| 1982-83 | Pat Boutette | 1998-99 | Jaromir Jagr & Martin Straka | 2016-17 | Marc-Andre Fleury |
| | | 1999-00 | Martin Straka | 2017-18 | Sidney Crosby |

Baz Bastien Memorial Award - Good Guy Award

The Good Guy Award is presented by the Pittsburgh chapter of the Professional Hockey Writers Association to the player who the local media want to acknowledge for his cooperation throughout the year. The award is presented in the memory of the late Aldege "Baz" Bastien, Penguins general manager from 1976-83.

| | | | | | |
|---------|--------------------|---------|--------------------------|---------|--|
| 1983-84 | Gary Rissling | 1995-96 | Petr Nedved | 2008-09 | Sidney Crosby & Brooks Orpik |
| 1984-85 | Gary Rissling | 1996-97 | Ken Wregget | 2009-10 | Sidney Crosby & Marc-Andre Fleury |
| 1985-86 | Terry Ruskowski | 1997-98 | Ron Francis | 2010-11 | Mike Rupp |
| 1986-87 | Dan Frawley | 1998-99 | Jiri Slegl | 2011-12 | Marc-Andre Fleury & Pascal Dupuis |
| 1987-88 | Randy Cunneynworth | 1999-00 | Rob Brown | 2012-13 | Matt Niskanen |
| 1988-89 | Jim Johnson | 2000-01 | Alexei Kovalev | 2013-14 | Matt Niskanen |
| 1989-90 | Troy Loney | 2001-02 | Johan Hedberg | 2014-18 | No Winner |
| 1990-91 | Phil Bourque | 2002-03 | Steve McKenna | | |
| 1991-92 | Larry Murphy | 2003-04 | Brooks Orpik | | |
| 1992-93 | Kevin Stevens | 2005-06 | Sidney Crosby | | |
| 1993-94 | Joe Mullen | 2006-07 | Pittsburgh Penguins team | | |
| 1994-95 | Larry Murphy | 2007-08 | Ryan Whitney | | |

DEFENSIVE PLAYER OF THE YEAR

The award honors the defensive skills of an individual player on the team.

| | | | | | |
|---------|--------------|---------|----------------------------------|---------|--------------------|
| 2008-09 | Jordan Staal | 2011-12 | Brooks Orpik & Marc-Andre Fleury | 2014-15 | Kris Letang |
| 2009-10 | Brooks Orpik | 2012-13 | Paul Martin | 2015-16 | Kris Letang |
| 2010-11 | Brooks Orpik | 2013-14 | Matt Niskanen | 2016-18 | No Winner |

Bob Johnson Memorial Badger Bob Award

Presented in the memory of the Penguins' late head coach. The "Badger Bob" Award is presented to the player who, through his performance on the ice, his character and total dedication to his teammates for the success of the team, shows that every day is "A Great Day For Hockey."

| | | | | | |
|---------|--------------------------|---------|------------------------------------|---------|---------------------|
| 1994-95 | Ron Francis & Joe Mullen | 1998-99 | Martin Straka | 2001-02 | Ian Moran |
| 1995-96 | Jaromir Jagr | 1999-00 | Jiri Slegl | 2002-18 | No Winner Announced |
| 1996-97 | Joe Mullen | 2000-01 | Martin Straka & Darius Kasparaitis | | |
| 1997-98 | Ron Francis | | | | |

The Edward J. Debartolo Community Service Award

The award recognizes the players who have donated a considerable amount of time during the season to community and charity projects.

| | | | | | |
|---------|------------------------------|---------|--|---------|------------------------|
| 1991-92 | Troy Loney & Phil Bourque | 2001-02 | Andrew Ference | 2010-11 | Max Talbot & Mike Rupp |
| 1992-93 | Jim Paek & Shawn McEachern | 2002-03 | Johan Hedberg & Steve McKenna | 2011-12 | Evgeni Malkin |
| 1993-94 | Ken Wregget & Tom Barrasso | 2003-04 | Steve McKenna & Rico Fata | 2012-13 | Matt Cooke |
| 1994-95 | Ron Francis & Bryan Trottier | 2005-06 | Ryan Malone, Marc-Andre Fleury, Colby Armstrong & Ryan Whitney | 2013-14 | Marc-Andre Fleury |
| 1995-96 | Dave Roche | 2006-07 | Mark Recchi | 2014-15 | Paul Martin |
| 1996-97 | Joe Dziedzic & Chris Tamer | 2007-08 | Georges Laraque | 2015-16 | Sidney Crosby |
| 1997-98 | Chris Tamer & Tyler Wright | 2008-09 | Eric Godard | 2016-17 | Sidney Crosby |
| 1998-99 | Rob Brown & Tyler Wright | 2009-10 | Sidney Crosby | 2017-18 | Matt Murray |
| 1999-00 | Matthew Barnaby & Ian Moran | | | | |
| 2000-01 | Bob Boughner | | | | |

A.T. Caggiano Memorial Booster Club Award

Presented in the memory of longtime Penguins locker room attendant Anthony "A.T." Caggiano. Booster Club Members vote for the three stars after every home game and tally their votes at the end of the regular season to determine the winner.

| | | | | | |
|---------|-----------------|---------|----------------------|---------|--|
| 1974-75 | Vic Hadfield | 1989-90 | Mario Lemieux | 2005-06 | Sidney Crosby |
| 1975-76 | Dave Burrows | 1990-91 | Mark Recchi | 2006-07 | Sidney Crosby |
| 1976-77 | Dunc Wilson | 1991-92 | Mario Lemieux | 2007-08 | Evgeni Malkin |
| 1977-78 | Denis Herron | 1992-93 | Mario Lemieux | 2008-09 | Evgeni Malkin |
| 1978-79 | Randy Carlyle | 1993-94 | Ron Francis | 2009-10 | Sidney Crosby |
| 1979-80 | George Ferguson | 1994-95 | Jaromir Jagr | 2010-11 | Marc-Andre Fleury |
| 1980-81 | Randy Carlyle | 1995-96 | Mario Lemieux | 2011-12 | Evgeni Malkin |
| 1981-82 | Michel Dion | 1996-97 | Mario Lemieux | 2012-13 | Sidney Crosby and Marc-Andre Fleury |
| 1982-83 | Michel Dion | 1997-98 | Jaromir Jagr | 2013-14 | Sidney Crosby and Marc-Andre Fleury |
| 1983-84 | Mike Bullard | 1998-99 | Jaromir Jagr | 2014-15 | Marc-Andre Fleury |
| 1984-85 | Mario Lemieux | 1999-00 | Jean-Sebastien Aubin | 2015-18 | No Winner |
| 1985-86 | Mario Lemieux | 2000-01 | Alexei Kovalev | | |
| 1986-87 | Mario Lemieux | 2001-02 | Alexei Kovalev | | |
| 1987-88 | Mario Lemieux | 2002-03 | Mario Lemieux | | |
| 1988-89 | Mario Lemieux | 2003-04 | Ryan Malone | | |

Masterton Nominee – Comeback Player

The Pittsburgh chapter of the Professional Hockey Writers Association votes for the Penguins' Masterton nominee. Each NHL team selects a Masterton candidate from which the overall winner is chosen. The Masterton candidate is nominated as the player who best exemplifies the qualities of perseverance, sportsmanship and dedication to hockey.

| | | | | | |
|---------|------------------------------|---------|--------------------|---------|----------------------|
| 1982-83 | Greg Malone | 1994-95 | John Cullen | 2007-08 | Ty Conklin |
| 1983-84 | Denis Herron | 1995-96 | Ron Francis | 2008-09 | Mark Eaton |
| 1984-85 | Gary Rissling & Warren Young | 1996-97 | Joe Mullen | 2009-10 | Bill Guerin |
| 1985-86 | Terry Ruskowski | 1997-98 | Rob Brown | 2010-11 | Deryk Engelland |
| 1986-87 | Randy Cunneynworth | 1998-99 | Darius Kasparaitis | 2011-12 | Matt Cooke |
| 1987-88 | Randy Hillier | 1999-00 | Darius Kasparaitis | 2012-13 | Sidney Crosby |
| 1988-89 | Phil Bourque | 2000-01 | Ian Moran | 2013-14 | Kris Letang |
| 1989-90 | Mario Lemieux | 2001-02 | Stephane Richer | 2014-15 | Kris Letang |
| 1990-91 | Mario Lemieux | 2002-03 | Martin Straka | 2015-16 | Pascal Dupuis |
| 1991-92 | Joe Mullen | 2003-04 | Landon Wilson | 2016-17 | Marc-Andre Fleury |
| 1992-93 | Mario Lemieux | 2005-06 | John LeClair | 2017-18 | Kris Letang |
| 1993-94 | Kevin Stevens | 2006-07 | Alain Nasreddine | | |

Most Valuable Player Award

Based on the overall contribution the player makes to the team.

| | | | | | |
|---------|---|---------|----------------------------|---------|----------------------|
| 1967-68 | Les Binkley | 1983-84 | Mike Bullard | 2001-02 | Alexei Kovalev |
| 1968-69 | Keith McCreary | 1984-85 | Mario Lemieux | 2002-03 | Mario Lemieux |
| 1969-70 | Jean Pronovost | 1985-86 | Mario Lemieux | 2003-04 | Dick Tarnstrom |
| 1970-71 | Ron Schock | 1986-87 | Mario Lemieux | 2005-06 | Sidney Crosby |
| 1971-72 | Jean Pronovost | 1987-88 | Mario Lemieux | 2006-07 | Sidney Crosby |
| 1972-73 | Dave Burrows | 1988-89 | Mario Lemieux | 2007-08 | Evgeni Malkin |
| 1973-74 | Syl Apps, Dave Burrows, Jean Pronovost & Lowell MacDonald | 1989-90 | Mario Lemieux | 2008-09 | Evgeni Malkin |
| 1974-75 | Ron Schock & Ron Stackhouse | 1990-91 | Mark Recchi | 2009-10 | Sidney Crosby |
| 1975-76 | Pierre Larouche | 1991-92 | Mario Lemieux | 2010-11 | Marc-Andre Fleury |
| 1976-77 | Dunc Wilson | 1992-93 | Mario Lemieux | 2011-12 | Evgeni Malkin |
| 1977-78 | Pete Mahovlich | 1993-94 | Ron Francis | 2012-13 | Sidney Crosby |
| 1978-79 | Ron Stackhouse & Orest Kindrachuk | 1994-95 | Jaromir Jagr | 2013-14 | Sidney Crosby |
| 1979-80 | George Ferguson | 1995-96 | Mario Lemieux | 2014-15 | Marc-Andre Fleury |
| 1980-81 | Randy Carlyle | 1996-97 | Mario Lemieux | 2015-16 | Sidney Crosby |
| 1981-82 | Michel Dion | 1997-98 | Ron Francis & Jaromir Jagr | 2016-17 | Sidney Crosby |
| 1982-83 | Doug Shedden | 1998-99 | Jaromir Jagr | 2017-18 | Evgeni Malkin |
| | | 1999-00 | Jaromir Jagr | | |
| | | 2000-01 | Mario Lemieux | | |

1967-68

Highlights

- Andy Bathgate scores the first franchise goal against Rogie Vachon and Montreal on Oct. 11.
- Pittsburgh records the first victory in franchise history on Oct. 13, 3-1 at St. Louis.
- The Penguins record their first home win, 4-2, over Chicago on Oct. 21. They also become the first expansion team to defeat one of the "Original Six."
- Les Binkley records Pittsburgh's first shutout, 1-0, on Nov. 4 at Oakland.
- Ken Schinkel represents the Penguins at the NHL All-Star Game in Toronto.

Transactions

June 6, 1967 - Obtained Paul Andrea, Dunc McCallum, George Konik and Frank Francis from the New York Rangers for Larry Jeffrey.

Sept. 7, 1967 - Obtained Hank Bassen from Detroit for Roy Edwards.

Feb. 27, 1968 - Obtained Wayne Hicks from Philadelphia for Art Stratton.

Goaltenders

| GOALIE | W-L-O | GP | MP | GA | SO | GAA |
|---------------|-----------------|-----------|-------------|------------|----------|-------------|
| Les Binkley | 20-24-10 | 54 | 3139 | 150 | 6 | 2.87 |
| Hank Bassen | 7-10-3 | 25 | 1295 | 62 | 1 | 2.87 |
| TOTALS | 27-34-13 | 74 | 4440 | 216 | 7 | 2.92 |

Scoring

| PLAYERS | GP | G | A | PTS | PIM |
|-----------------|----|----|----|-----|-----|
| Andy Bathgate | 74 | 20 | 39 | 59 | 55 |
| Ab McDonald | 74 | 22 | 21 | 43 | 38 |
| Ken Schinkel | 57 | 14 | 25 | 39 | 19 |
| Art Stratton | 58 | 16 | 21 | 37 | 16 |
| Earl Ingarfield | 50 | 15 | 22 | 37 | 12 |
| Val Fonteyne | 69 | 6 | 28 | 34 | 0 |
| Gene Ubriaco | 65 | 18 | 15 | 33 | 16 |
| Noel Price | 70 | 6 | 27 | 33 | 48 |
| Paul Andrea | 65 | 11 | 21 | 32 | 2 |
| Billy Dea | 73 | 16 | 12 | 28 | 6 |
| Keith McCreary | 70 | 14 | 12 | 26 | 44 |
| Leo Boivin | 73 | 9 | 13 | 22 | 74 |
| Bob Dillabough | 47 | 7 | 12 | 19 | 18 |
| Bob Rivard | 27 | 5 | 12 | 17 | 4 |
| Bill Speer | 68 | 3 | 13 | 16 | 44 |
| George Konik | 52 | 7 | 8 | 15 | 26 |
| Al MacNeil | 74 | 2 | 10 | 12 | 58 |
| Wayne Hicks | 15 | 4 | 7 | 11 | 2 |
| Dick Mattiussi | 32 | 0 | 2 | 2 | 18 |
| Dunc McCallum | 32 | 0 | 2 | 2 | 36 |
| Mel Pearson | 2 | 0 | 1 | 1 | 0 |
| Ted Lanyon | 5 | 0 | 0 | 0 | 4 |
| Hank Bassen | 25 | 0 | 0 | 0 | 8 |
| Les Binkley | 54 | 0 | 0 | 0 | 0 |

Games

| DATE | RESULT | SCORE | OPPONENT |
|---------|--------|-------|--------------|
| Oct. 11 | L | 1-2 | MONTREAL |
| Oct. 13 | W | 3-1 | St. Louis |
| Oct. 14 | L | 2-4 | ST. LOUIS |
| Oct. 18 | T | 3-3 | MINNESOTA |
| Oct. 19 | L | 0-1 | Philadelphia |
| Oct. 21 | W | 4-2 | CHICAGO |
| Oct. 22 | L | 4-6 | New York |
| Oct. 25 | W | 4-1 | OAKLAND |
| Oct. 28 | L | 3-5 | LOS ANGELES |
| Oct. 29 | L | 2-4 | Boston |
| Nov. 1 | W | 4-1 | Minnesota |
| Nov. 4 | W | 1-0 | Oakland |
| Nov. 8 | T | 1-1 | PHILADELPHIA |
| Nov. 9 | L | 1-5 | Detroit |
| Nov. 11 | L | 1-5 | ST. LOUIS |
| Nov. 15 | W | 5-0 | PHILADELPHIA |
| Nov. 18 | W | 5-3 | St. Louis |
| Nov. 22 | W | 4-1 | BOSTON |
| Nov. 24 | L | 3-5 | Los Angeles |
| Nov. 25 | T | 2-2 | Oakland |
| Nov. 29 | W | 6-1 | OAKLAND |
| Dec. 2 | L | 1-4 | NEW YORK |
| Dec. 3 | L | 1-6 | Detroit |
| Dec. 6 | L | 2-7 | Chicago |
| Dec. 9 | W | 3-2 | Minnesota |
| Dec. 10 | L | 4-7 | MINNESOTA |
| Dec. 13 | W | 2-1 | Toronto |
| Dec. 16 | T | 1-1 | CHICAGO |
| Dec. 17 | L | 1-2 | Philadelphia |
| Dec. 21 | L | 1-4 | Los Angeles |
| Dec. 23 | W | 4-0 | MINNESOTA |
| Dec. 25 | W | 4-3 | LOS ANGELES |
| Dec. 27 | T | 0-0 | OAKLAND |
| Dec. 29 | L | 1-2 | St. Louis |
| Dec. 30 | L | 2-5 | DETROIT |
| Jan. 4 | W | 4-3 | LOS ANGELES |
| Jan. 6 | T | 2-2 | PHILADELPHIA |
| Jan. 7 | L | 1-3 | Philadelphia |
| Jan. 10 | L | 3-4 | MONTREAL |

| DATE | RESULT | SCORE | OPPONENT |
|---------|--------|-------|--------------|
| Jan. 12 | W | 4-3 | TORONTO |
| Jan. 13 | L | 0-7 | Toronto |
| Jan. 17 | T | 1-1 | Oakland |
| Jan. 18 | L | 2-3 | Los Angeles |
| Jan. 20 | W | 8-5 | DETROIT |
| Jan. 21 | L | 3-4 | Minnesota |
| Jan. 27 | L | 3-5 | LOS ANGELES |
| Jan. 28 | W | 1-0 | Boston |
| Jan. 31 | L | 4-9 | St. Louis |
| Feb. 1 | W | 2-0 | ST. LOUIS |
| Feb. 3 | T | 3-3 | TORONTO |
| Feb. 7 | W | 4-1 | Oakland |
| Feb. 8 | L | 1-3 | Los Angeles |
| Feb. 10 | T | 2-2 | NEW YORK |
| Feb. 14 | W | 6-3 | MINNESOTA |
| Feb. 16 | L | 1-3 | ST. LOUIS |
| Feb. 17 | L | 3-4 | Montreal |
| Feb. 21 | T | 1-1 | PHILADELPHIA |
| Feb. 24 | L | 1-3 | OAKLAND |
| Feb. 25 | W | 2-1 | Philadelphia |
| Feb. 27 | L | 3-5 | BOSTON |
| Mar. 2 | T | 6-6 | OAKLAND |
| Mar. 6 | L | 2-4 | St. Louis |
| Mar. 7 | T | 2-2 | Minnesota |
| Mar. 9 | W | 3-1 | LOS ANGELES |
| Mar. 13 | L | 3-4 | Chicago |
| Mar. 16 | L | 4-6 | Montreal |
| Mar. 17 | L | 0-3 | New York |
| Mar. 20 | W | 4-2 | ST. LOUIS |
| Mar. 23 | L | 0-3 | Minnesota |
| Mar. 24 | T | 4-4 | MINNESOTA |
| Mar. 26 | W | 2-1 | Los Angeles |
| Mar. 27 | W | 7-4 | Oakland |
| Mar. 30 | W | 2-0 | Philadelphia |
| Mar. 31 | W | 5-1 | PHILADELPHIA |

Home games in all CAPS

1968-69

Highlights

- The Penguins record their first franchise victory in Montreal, 5-2, on Jan. 2.
- Ken Schinkel makes his second appearance in the NHL All-Star Game.
- Keith McCreary scores 25 goals to pace the Penguins.
- The Penguins finish the season with a six-game unbeaten streak (5-0-1).

Transactions

June 11, 1968 - Obtained Lou Angotti from St. Louis for Ab McDonald.

June 12, 1968 - Obtained Wally Boyer from Montreal for Al MacNeil.

Nov. 22, 1968 - Obtained Jean-Guy Lagace from Montreal for Larry Hillman (Hillman was claimed off waivers from Minnesota earlier that day).

Nov. 29, 1968 - Obtained Billy Harris from Oakland for Bob Dillabough.

Jan. 24, 1969 - Obtained Duane Rupp from Minnesota for Leo Boivin.

Jan. 30, 1969 - Obtained George Swarbrick, Bryan Watson and Tracy Pratt from Oakland for Earl Ingarfield, Dick Mattiussi and Gene Ubriaco.

Goaltenders

| GOALIE | W-L-O | GP | MP | GA | SO | GAA |
|---------------|-----------------|-----------|-------------|------------|----------|-------------|
| Joe Daley | 10-13-3 | 29 | 1612 | 86 | 2 | 3.20 |
| Les Binkley | 10-31-8 | 50 | 2879 | 158 | 0 | 3.29 |
| Marv Edwards | 0-1-0 | 1 | 60 | 3 | 0 | 3.00 |
| TOTALS | 20-45-11 | 76 | 4560 | 252 | 2 | 3.32 |

Scoring

| PLAYERS | GP | G | A | PTS | PIM |
|------------------|----|----|----|-----|-----|
| Ken Schinkel | 76 | 18 | 34 | 52 | 18 |
| Charlie Burns | 76 | 13 | 38 | 51 | 22 |
| Keith McCreary | 70 | 25 | 23 | 48 | 42 |
| Jean Pronovost | 76 | 16 | 25 | 41 | 41 |
| Lou Angotti | 71 | 17 | 20 | 37 | 36 |
| Val Fonteyne | 74 | 12 | 17 | 29 | 2 |
| Wally Boyer | 62 | 10 | 19 | 29 | 17 |
| Bob Woytowich | 71 | 9 | 20 | 29 | 64 |
| Gene Ubriaco | 49 | 15 | 11 | 26 | 14 |
| Earl Ingarfield | 40 | 8 | 15 | 23 | 4 |
| Billy Harris | 55 | 7 | 13 | 20 | 8 |
| Noel Price | 73 | 2 | 18 | 20 | 61 |
| Billy Dea | 66 | 10 | 8 | 18 | 6 |
| Leo Boivin | 41 | 5 | 13 | 18 | 26 |
| Dunc McCallum | 62 | 5 | 13 | 18 | 81 |
| Paul Andrea | 25 | 7 | 6 | 13 | 2 |
| Duane Rupp | 30 | 3 | 10 | 13 | 24 |
| George Swarbrick | 19 | 1 | 6 | 7 | 28 |
| Bill Speer | 34 | 1 | 4 | 5 | 27 |
| Tracy Pratt | 18 | 0 | 5 | 5 | 34 |
| Ron Snell | 4 | 3 | 1 | 4 | 6 |
| Bryan Watson | 18 | 0 | 4 | 4 | 35 |
| Doug Barrie | 8 | 1 | 1 | 2 | 8 |
| Gary Swain | 9 | 1 | 1 | 2 | 0 |
| Dick Mattiussi | 12 | 0 | 2 | 2 | 14 |
| John Arbour | 17 | 0 | 2 | 2 | 35 |
| Jean-Guy Lagace | 17 | 0 | 1 | 1 | 14 |
| Bill Lecaine | 4 | 0 | 0 | 0 | 0 |
| Bob Dillabough | 14 | 0 | 0 | 0 | 2 |
| Joe Daley | 29 | 0 | 0 | 0 | 2 |
| Les Binkley | 50 | 0 | 0 | 0 | 0 |
| Marv Edwards | 1 | 0 | 0 | 0 | 0 |

Games

| DATE | RESULT | SCORE | OPPONENT |
|---------|--------|-------|--------------|
| Oct. 12 | T | 1-1 | MONTREAL |
| Oct. 16 | T | 2-2 | Toronto |
| Oct. 17 | L | 0-3 | Philadelphia |
| Oct. 19 | L | 1-5 | BOSTON |
| Oct. 23 | L | 5-8 | CHICAGO |
| Oct. 26 | W | 4-2 | ST. LOUIS |
| Oct. 30 | L | 3-7 | New York |
| Nov. 2 | L | 2-3 | Los Angeles |
| Nov. 3 | W | 3-1 | Oakland |
| Nov. 6 | L | 1-3 | ST. LOUIS |
| Nov. 7 | L | 4-5 | Montreal |
| Nov. 9 | L | 0-3 | PHILADELPHIA |
| Nov. 13 | L | 5-6 | Chicago |
| Nov. 14 | L | 4-6 | CHICAGO |
| Nov. 16 | L | 1-2 | NEW YORK |
| Nov. 20 | L | 2-5 | Toronto |
| Nov. 21 | W | 3-1 | OAKLAND |
| Nov. 23 | T | 2-2 | LOS ANGELES |
| Nov. 27 | T | 3-3 | TORONTO |
| Nov. 28 | W | 3-2 | Chicago |
| Nov. 30 | W | 4-2 | Los Angeles |
| Dec. 1 | T | 4-4 | Oakland |
| Dec. 4 | L | 2-7 | DETROIT |
| Dec. 7 | T | 1-1 | St. Louis |
| Dec. 8 | L | 1-4 | TORONTO |
| Dec. 11 | W | 4-2 | Minnesota |
| Dec. 14 | L | 1-2 | LOS ANGELES |
| Dec. 15 | L | 3-5 | Boston |
| Dec. 17 | L | 2-8 | Philadelphia |
| Dec. 21 | L | 1-3 | MINNESOTA |
| Dec. 22 | L | 1-3 | Chicago |
| Dec. 25 | W | 6-3 | DETROIT |
| Dec. 26 | L | 2-3 | St. Louis |
| Dec. 28 | L | 3-4 | OAKLAND |
| Dec. 31 | L | 3-4 | MONTREAL |
| Jan. 2 | W | 5-2 | Montreal |
| Jan. 4 | T | 1-1 | PHILADELPHIA |
| Jan. 5 | L | 1-2 | Detroit |
| Jan. 9 | W | 7-2 | MINNESOTA |

| DATE | RESULT | SCORE | OPPONENT |
|---------|--------|-------|--------------|
| Jan. 11 | L | 2-4 | OAKLAND |
| Jan. 12 | L | 4-8 | Boston |
| Jan. 15 | W | 3-1 | Minnesota |
| Jan. 16 | L | 2-3 | Detroit |
| Jan. 18 | L | 0-4 | Los Angeles |
| Jan. 19 | L | 3-6 | Oakland |
| Jan. 23 | L | 1-3 | MINNESOTA |
| Jan. 25 | L | 0-2 | TORONTO |
| Jan. 26 | L | 3-5 | Philadelphia |
| Jan. 29 | L | 1-2 | ST. LOUIS |
| Feb. 1 | T | 2-2 | PHILADELPHIA |
| Feb. 2 | L | 3-7 | New York |
| Feb. 5 | W | 3-2 | NEW YORK |
| Feb. 8 | L | 2-4 | LOS ANGELES |
| Feb. 9 | L | 1-3 | Minnesota |
| Feb. 12 | L | 0-2 | St. Louis |
| Feb. 15 | T | 4-4 | OAKLAND |
| Feb. 16 | L | 0-4 | MONTREAL |
| Feb. 19 | W | 3-0 | BOSTON |
| Feb. 20 | L | 0-3 | Detroit |
| Feb. 22 | W | 3-2 | DETROIT |
| Feb. 27 | W | 4-3 | CHICAGO |
| Mar. 1 | T | 3-3 | Toronto |
| Mar. 2 | L | 0-4 | Boston |
| Mar. 5 | W | 4-2 | ST. LOUIS |
| Mar. 8 | L | 3-5 | NEW YORK |
| Mar. 12 | L | 3-4 | New York |
| Mar. 15 | L | 1-3 | Los Angeles |
| Mar. 16 | L | 2-7 | Oakland |
| Mar. 19 | L | 2-3 | BOSTON |
| Mar. 20 | L | 3-5 | Montreal |
| Mar. 22 | W | 2-1 | St. Louis |
| Mar. 23 | W | 5-0 | MINNESOTA |
| Mar. 25 | W | 3-1 | Minnesota |
| Mar. 26 | W | 8-4 | LOS ANGELES |
| Mar. 29 | T | 3-3 | Philadelphia |
| Mar. 30 | W | 2-1 | PHILADELPHIA |

Home games in all CAPS

20-45-11, 5th, Western Division

1969-70

Highlights

- Leonard "Red" Kelly is named Penguins coach on July 2.
- Bob Woytowich and Dean Prentice are named to the Western Division All-Star squad.
- Dean Prentice sets a new Penguins mark with 26 goals during the regular season.
- The Penguins sweep the Oakland Seals, 4-0, in the team's first playoff appearance.
- Red Kelly is named The Hockey News' "Coach of the Year."

Transactions

June 6, 1969 - Obtained Ron Schock, Craig Cameron and a 1971 second-round draft pick from St. Louis for Lou Angotti and a 1971 first-round draft pick.

Oct. 28, 1969 - Obtained Mike McMahon from Detroit for Billy Dea.

Goaltenders

| GOALIE | W-L-O | GP | MP | GA | SO | GAA |
|---------------|-----------------|-----------|-------------|------------|----------|-------------|
| Joe Daley | 1-5-3 | 9 | 527 | 26 | 0 | 2.96 |
| Al Smith | 15-20-8 | 46 | 2554 | 129 | 2 | 3.03 |
| Les Binkley | 10-13-1 | 27 | 1476 | 79 | 3 | 3.21 |
| TOTALS | 26-38-12 | 76 | 4560 | 238 | 5 | 3.13 |

Scoring

| PLAYERS | GP | G | A | PTS | PIM |
|------------------|----|----|----|-----|-----|
| Dean Prentice | 75 | 26 | 25 | 51 | 14 |
| Ken Schinkel | 72 | 20 | 25 | 45 | 19 |
| Michel Briere | 76 | 12 | 32 | 44 | 20 |
| Jean Pronovost | 72 | 20 | 21 | 41 | 45 |
| Bob Woytowich | 68 | 8 | 25 | 33 | 49 |
| Bryan Hextall | 66 | 12 | 19 | 31 | 87 |
| Ron Schock | 76 | 8 | 21 | 29 | 40 |
| Keith McCreary | 60 | 18 | 8 | 26 | 67 |
| Glen Sather | 76 | 12 | 14 | 26 | 114 |
| Val Fonteyne | 68 | 11 | 15 | 26 | 2 |
| Wally Boyer | 72 | 11 | 12 | 23 | 34 |
| Nick Harbaruk | 74 | 5 | 17 | 22 | 56 |
| Jim Morrison | 59 | 5 | 15 | 20 | 40 |
| Duane Rupp | 64 | 2 | 14 | 16 | 18 |
| Tracy Pratt | 65 | 5 | 7 | 12 | 124 |
| Bob Blackburn | 60 | 4 | 7 | 11 | 51 |
| Bryan Watson | 61 | 1 | 9 | 10 | 189 |
| Mike McMahon | 12 | 1 | 3 | 4 | 19 |
| Rick Kessell | 8 | 1 | 2 | 3 | 2 |
| Ron Snell | 3 | 0 | 1 | 1 | 0 |
| George Swarbrick | 12 | 0 | 1 | 1 | 8 |
| Les Binkley | 27 | 0 | 1 | 1 | 0 |
| Joe Daley | 9 | 0 | 0 | 0 | 0 |
| Dunc McCallum | 14 | 0 | 0 | 0 | 16 |
| Al Smith | 46 | 0 | 0 | 0 | 20 |
| Bench | | | | | 4 |

Games

| DATE | RESULT | SCORE | OPPONENT |
|---------|--------|-------|--------------|
| Oct. 11 | T | 2-2 | OAKLAND |
| Oct. 15 | T | 3-3 | PHILADELPHIA |
| Oct. 18 | T | 3-3 | BOSTON |
| Oct. 19 | L | 0-4 | Boston |
| Oct. 21 | L | 3-4 | Oakland |
| Oct. 22 | L | 0-2 | Los Angeles |
| Oct. 25 | W | 4-1 | Minnesota |
| Oct. 29 | L | 1-3 | NEW YORK |
| Nov. 1 | W | 6-3 | MINNESOTA |
| Nov. 2 | L | 3-4 | Detroit |
| Nov. 5 | L | 2-4 | DETROIT |
| Nov. 8 | L | 1-4 | CHICAGO |
| Nov. 12 | W | 3-0 | Toronto |
| Nov. 13 | L | 0-4 | St. Louis |
| Nov. 15 | W | 3-1 | LOS ANGELES |
| Nov. 19 | L | 0-4 | ST. LOUIS |
| Nov. 22 | W | 5-3 | PHILADELPHIA |
| Nov. 23 | L | 2-3 | Chicago |
| Nov. 26 | T | 4-4 | Minnesota |
| Nov. 29 | W | 5-3 | OAKLAND |
| Nov. 30 | T | 3-3 | Philadelphia |
| Dec. 3 | W | 2-1 | DETROIT |
| Dec. 6 | L | 0-5 | Toronto |
| Dec. 7 | W | 3-2 | TORONTO |
| Dec. 10 | W | 2-0 | Los Angeles |
| Dec. 12 | L | 1-4 | Oakland |
| Dec. 14 | L | 1-2 | Boston |
| Dec. 17 | L | 2-5 | MONTREAL |
| Dec. 20 | L | 4-6 | BOSTON |
| Dec. 21 | L | 0-4 | Philadelphia |
| Dec. 26 | W | 3-2 | New York |
| Dec. 27 | L | 0-3 | CHICAGO |
| Dec. 31 | W | 4-2 | MONTREAL |
| Jan. 3 | L | 0-6 | St. Louis |
| Jan. 4 | T | 4-4 | TORONTO |
| Jan. 7 | L | 3-5 | NEW YORK |
| Jan. 8 | L | 1-3 | Montreal |
| Jan. 10 | L | 3-5 | DETROIT |
| Jan. 14 | L | 0-5 | Chicago |

| DATE | RESULT | SCORE | OPPONENT |
|---------|--------|-------|--------------|
| Jan. 17 | L | 0-4 | Toronto |
| Jan. 18 | W | 6-4 | Philadelphia |
| Jan. 21 | T | 3-3 | OAKLAND |
| Jan. 24 | W | 4-2 | LOS ANGELES |
| Jan. 25 | L | 1-3 | Boston |
| Jan. 28 | T | 4-4 | TORONTO |
| Jan. 31 | W | 2-1 | ST. LOUIS |
| Feb. 1 | L | 0-6 | New York |
| Feb. 4 | W | 7-5 | Minnesota |
| Feb. 7 | W | 3-1 | LOS ANGELES |
| Feb. 8 | W | 6-3 | MINNESOTA |
| Feb. 11 | L | 1-7 | Chicago |
| Feb. 14 | L | 0-3 | BOSTON |
| Feb. 15 | W | 4-2 | Detroit |
| Feb. 17 | W | 4-2 | PHILADELPHIA |
| Feb. 19 | W | 6-1 | Los Angeles |
| Feb. 21 | L | 3-6 | Oakland |
| Feb. 25 | L | 2-3 | Montreal |
| Feb. 26 | W | 1-0 | LOS ANGELES |
| Feb. 28 | W | 3-2 | OAKLAND |
| Mar. 4 | W | 2-1 | MONTREAL |
| Mar. 5 | L | 3-5 | Detroit |
| Mar. 7 | T | 2-2 | ST. LOUIS |
| Mar. 8 | T | 0-0 | New York |
| Mar. 11 | T | 2-2 | Oakland |
| Mar. 12 | L | 1-4 | Los Angeles |
| Mar. 14 | L | 3-6 | Minnesota |
| Mar. 18 | L | 0-2 | NEW YORK |
| Mar. 19 | L | 1-3 | St. Louis |
| Mar. 21 | L | 3-5 | CHICAGO |
| Mar. 22 | L | 4-5 | Montreal |
| Mar. 25 | W | 2-0 | MINNESOTA |
| Mar. 28 | W | 2-1 | Philadelphia |
| Mar. 29 | T | 5-5 | ST. LOUIS |
| Apr. 1 | W | 4-1 | PHILADELPHIA |
| Apr. 4 | L | 1-3 | St. Louis |
| Apr. 5 | L | 1-5 | MINNESOTA |

Home games in all CAPS

1970-71

Highlights

- Penguins post a seven-game home winning streak from Jan. 13 to Feb. 13.
- Greg Polis is named to the Western Division All-Star Team.
- Jean Pronovost records five points (2G-3A) during an 8-2 win against Detroit on Mar. 24.
- The Penguins set a home record with 18 wins, and set a team record with 20 ties during the season.

Transactions

Jan. 24, 1971 - Obtained Jean-Guy Lagace from Buffalo for Terry Bell.

Jan. 26, 1971 - Obtained Syl Apps and Sheldon Kannegiesser from the New York Rangers for Glen Sather.

Goaltenders

| GOALIE | W-L-O | GP | MP | GA | SO | GAA |
|---------------|-----------------|-----------|-------------|------------|----------|-------------|
| Les Binkley | 11-11-10 | 34 | 1866 | 89 | 2 | 2.86 |
| Al Smith | 9-22-9 | 45 | 2471 | 128 | 2 | 3.11 |
| Cam Newton | 1-3-1 | 5 | 279 | 16 | 0 | 3.44 |
| Paul Hoganson | 0-1-0 | 2 | 57 | 7 | 0 | 7.35 |
| TOTALS | 21-37-20 | 78 | 4680 | 240 | 4 | 3.07 |

Scoring

| PLAYERS | GP | G | A | PTS | PIM |
|--------------------|----|----|----|-----|-----|
| Bryan Hextall | 76 | 16 | 32 | 48 | 133 |
| Jean Pronovost | 78 | 21 | 24 | 45 | 35 |
| Andy Bathgate | 76 | 15 | 29 | 44 | 34 |
| Wally Boyer | 68 | 11 | 30 | 41 | 30 |
| Ron Schock | 71 | 14 | 26 | 40 | 20 |
| Dean Prentice | 69 | 21 | 17 | 38 | 18 |
| Ken Schinkel | 50 | 15 | 19 | 34 | 6 |
| Keith McCreary | 59 | 21 | 12 | 33 | 24 |
| Greg Polis | 61 | 18 | 15 | 33 | 40 |
| Duane Rupp | 59 | 5 | 28 | 33 | 34 |
| Dunc McCallum | 77 | 9 | 20 | 29 | 95 |
| Bob Woytowich | 78 | 4 | 22 | 26 | 30 |
| Nick Harbaruk | 78 | 13 | 12 | 25 | 108 |
| Syl Apps | 31 | 9 | 16 | 25 | 21 |
| Rod Zaine | 37 | 8 | 5 | 13 | 21 |
| Val Fonteyne | 70 | 4 | 9 | 13 | 0 |
| Glen Sather | 46 | 8 | 3 | 11 | 96 |
| Jim Morrison | 73 | 0 | 10 | 10 | 32 |
| Bob Blackburn | 64 | 4 | 5 | 9 | 54 |
| Bryan Watson | 42 | 2 | 6 | 8 | 119 |
| John Stewart | 15 | 2 | 1 | 3 | 9 |
| Robin Burns | 10 | 0 | 3 | 3 | 4 |
| Yvon Labre | 21 | 1 | 1 | 2 | 19 |
| Rick Kessell | 6 | 0 | 2 | 2 | 2 |
| Shel. Kannegiesser | 18 | 0 | 2 | 2 | 29 |
| Steve Cardwell | 5 | 0 | 1 | 1 | 15 |
| Lowell MacDonald | 10 | 0 | 1 | 1 | 0 |
| Paul Hoganson | 2 | 0 | 0 | 0 | 0 |
| Cam Newton | 5 | 0 | 0 | 0 | 4 |
| Les Binkley | 34 | 0 | 0 | 0 | 0 |
| Al Smith | 45 | 0 | 0 | 0 | 41 |
| Bench | | | | | 6 |

Games

| DATE | RESULT | SCORE | OPPONENT |
|---------|--------|-------|--------------|
| Oct. 10 | L | 1-2 | BUFFALO |
| Oct. 15 | L | 2-4 | Minnesota |
| Oct. 17 | T | 0-0 | PHILADELPHIA |
| Oct. 18 | T | 1-1 | Buffalo |
| Oct. 21 | L | 2-4 | Los Angeles |
| Oct. 23 | W | 3-1 | California |
| Oct. 25 | T | 1-1 | Vancouver |
| Oct. 28 | W | 5-3 | LOS ANGELES |
| Oct. 31 | L | 2-5 | CHICAGO |
| Nov. 1 | L | 2-3 | Philadelphia |
| Nov. 4 | W | 8-3 | VANCOUVER |
| Nov. 7 | T | 2-2 | BOSTON |
| Nov. 8 | T | 3-3 | Detroit |
| Nov. 10 | L | 1-5 | LOS ANGELES |
| Nov. 11 | T | 3-3 | New York |
| Nov. 14 | W | 6-1 | CALIFORNIA |
| Nov. 19 | L | 0-1 | ST. LOUIS |
| Nov. 21 | W | 6-1 | DETROIT |
| Nov. 22 | L | 2-4 | Boston |
| Nov. 24 | T | 4-4 | Toronto |
| Nov. 25 | T | 4-4 | BUFFALO |
| Nov. 28 | L | 1-5 | Montreal |
| Nov. 29 | L | 2-6 | New York |
| Dec. 2 | T | 3-3 | MONTREAL |
| Dec. 5 | W | 3-1 | VANCOUVER |
| Dec. 6 | L | 3-6 | Boston |
| Dec. 8 | W | 4-0 | TORONTO |
| Dec. 9 | T | 2-2 | Minnesota |
| Dec. 11 | L | 2-3 | St. Louis |
| Dec. 12 | L | 0-1 | MINNESOTA |
| Dec. 16 | L | 2-4 | TORONTO |
| Dec. 19 | W | 9-1 | DETROIT |
| Dec. 20 | L | 1-2 | Chicago |
| Dec. 23 | L | 1-6 | New York |
| Dec. 25 | L | 4-8 | Boston |
| Dec. 26 | W | 4-2 | BOSTON |
| Dec. 30 | T | 3-3 | Montreal |
| Dec. 31 | W | 4-1 | MINNESOTA |
| Jan. 2 | L | 1-3 | NEW YORK |
| Jan. 6 | L | 3-4 | Philadelphia |

| DATE | RESULT | SCORE | OPPONENT |
|---------|--------|-------|--------------|
| Jan. 9 | L | 2-5 | Toronto |
| Jan. 13 | W | 4-2 | LOS ANGELES |
| Jan. 14 | T | 2-2 | Detroit |
| Jan. 16 | W | 4-3 | Vancouver |
| Jan. 20 | W | 4-2 | California |
| Jan. 21 | L | 2-4 | Los Angeles |
| Jan. 23 | W | 4-1 | VANCOUVER |
| Jan. 27 | W | 3-1 | TORONTO |
| Jan. 28 | L | 1-4 | Chicago |
| Jan. 30 | W | 3-1 | CHICAGO |
| Feb. 3 | W | 6-1 | CALIFORNIA |
| Feb. 5 | T | 2-2 | St. Louis |
| Feb. 7 | L | 0-1 | Chicago |
| Feb. 9 | L | 1-4 | Montreal |
| Feb. 10 | W | 5-3 | PHILADELPHIA |
| Feb. 13 | W | 5-4 | CHICAGO |
| Feb. 14 | L | 4-5 | Minnesota |
| Feb. 17 | L | 3-4 | Toronto |
| Feb. 18 | T | 6-6 | Buffalo |
| Feb. 20 | L | 0-2 | NEW YORK |
| Feb. 24 | T | 5-5 | ST. LOUIS |
| Feb. 27 | L | 0-4 | NEW YORK |
| Feb. 28 | L | 2-4 | Detroit |
| Mar. 3 | W | 4-0 | MONTREAL |
| Mar. 6 | L | 3-6 | BOSTON |
| Mar. 7 | T | 3-3 | CALIFORNIA |
| Mar. 10 | T | 2-2 | PHILADELPHIA |
| Mar. 13 | T | 0-0 | MINNESOTA |
| Mar. 14 | L | 1-5 | MONTREAL |
| Mar. 17 | L | 2-5 | California |
| Mar. 19 | L | 4-6 | Vancouver |
| Mar. 20 | L | 4-8 | Los Angeles |
| Mar. 24 | W | 8-2 | DETROIT |
| Mar. 28 | L | 1-3 | Philadelphia |
| Mar. 31 | L | 4-6 | BUFFALO |
| Apr. 1 | T | 3-3 | Buffalo |
| Apr. 3 | L | 3-4 | St. Louis |
| Apr. 4 | T | 1-1 | ST. LOUIS |

Home games in all CAPS

21-37-20, 6th, Western Division

1971-72

Highlights

- Red Kelly relinquishes general manager duties, and Jack Riley is named to the post.
- Jim Rutherford posts a seven-game unbeaten streak from Mar. 14 through Apr. 2.
- Syl Apps sets a new team mark with 44 assists, and ties the team record with 59 points during the regular season.
- Jean Pronovost and Greg Polis become the first Penguins to reach the 30-goal mark.
- Pittsburgh returns to the playoffs, but is swept in the first round by Chicago, 4-0.

Transactions

Jan. 11, 1972 - Obtained Al McDonough from Los Angeles for Bob Woytowich.

Mar. 4, 1972 - Obtained Eddie Shack from Buffalo for Rene Robert.

Goaltenders

| GOALIE | W-L-O | GP | MP | GA | SO | GAA |
|----------------|-----------------|-----------|-------------|------------|----------|-------------|
| Roy Edwards | 2-8-4 | 15 | 846 | 36 | 0 | 2.55 |
| Jim Rutherford | 17-15-5 | 40 | 2156 | 116 | 1 | 3.23 |
| Les Binkley | 7-15-5 | 31 | 1667 | 98 | 0 | 3.53 |
| TOTALS | 26-38-14 | 78 | 4680 | 258 | 1 | 3.30 |

Scoring

| PLAYERS | GP | G | A | PTS | PIM |
|--------------------|----|----|----|-----|-----|
| Syl Apps | 72 | 15 | 44 | 59 | 78 |
| Jean Pronovost | 68 | 30 | 23 | 53 | 12 |
| Greg Polis | 76 | 30 | 19 | 49 | 38 |
| Ron Schock | 77 | 17 | 29 | 46 | 22 |
| Ken Schinkel | 74 | 15 | 30 | 45 | 8 |
| Bryan Hextall | 78 | 20 | 24 | 44 | 126 |
| Darryl Edestrand | 77 | 10 | 23 | 33 | 52 |
| Bob Leiter | 78 | 14 | 17 | 31 | 18 |
| Nick Harbaruk | 78 | 12 | 17 | 29 | 46 |
| Duane Rupp | 34 | 4 | 18 | 22 | 32 |
| Bryan Watson | 75 | 3 | 17 | 20 | 212 |
| Val Fonteyne | 68 | 6 | 13 | 19 | 0 |
| Al McDonough | 37 | 7 | 11 | 18 | 8 |
| Rene Robert | 49 | 7 | 11 | 18 | 42 |
| Steve Cardwell | 28 | 7 | 8 | 15 | 18 |
| Eddie Shack | 13 | 5 | 9 | 14 | 12 |
| Dave Burrows | 77 | 2 | 10 | 12 | 48 |
| Tim Horton | 44 | 2 | 9 | 11 | 40 |
| John Stewart | 25 | 2 | 8 | 10 | 23 |
| Keith McCreary | 33 | 4 | 4 | 8 | 22 |
| Joe Noris | 35 | 2 | 5 | 7 | 20 |
| Shel. Kannegiesser | 54 | 2 | 4 | 6 | 47 |
| Bob Woytowich | 31 | 1 | 4 | 5 | 8 |
| Bill Hicke | 12 | 2 | 0 | 2 | 6 |
| Brian McKenzie | 6 | 1 | 1 | 2 | 4 |
| Wally Boyer | 1 | 0 | 1 | 1 | 0 |
| Rick Kessell | 3 | 0 | 1 | 1 | 0 |
| Roy Edwards | 15 | 0 | 1 | 1 | 0 |
| Robin Burns | 5 | 0 | 0 | 0 | 8 |
| Les Binkley | 31 | 0 | 0 | 0 | 2 |
| Jim Rutherford | 40 | 0 | 0 | 0 | 16 |
| Bench | | | | | 8 |

Games

| DATE | RESULT | SCORE | OPPONENT |
|---------|--------|-------|--------------|
| Oct. 9 | W | 3-2 | PHILADELPHIA |
| Oct. 10 | L | 1-2 | Buffalo |
| Oct. 13 | W | 4-1 | Los Angeles |
| Oct. 16 | W | 2-1 | Vancouver |
| Oct. 17 | W | 4-2 | California |
| Oct. 20 | W | 8-1 | LOS ANGELES |
| Oct. 23 | L | 2-5 | CHICAGO |
| Oct. 24 | T | 1-1 | New York |
| Oct. 27 | L | 4-6 | CALIFORNIA |
| Oct. 28 | L | 0-2 | Minnesota |
| Oct. 30 | T | 1-1 | NEW YORK |
| Oct. 31 | L | 1-3 | Detroit |
| Nov. 3 | L | 3-5 | California |
| Nov. 5 | L | 2-4 | Vancouver |
| Nov. 7 | L | 1-4 | Chicago |
| Nov. 9 | W | 4-1 | St. Louis |
| Nov. 10 | W | 3-1 | VANCOUVER |
| Nov. 13 | W | 6-4 | LOS ANGELES |
| Nov. 16 | L | 1-5 | MINNESOTA |
| Nov. 18 | L | 3-4 | Minnesota |
| Nov. 20 | L | 2-4 | ST. LOUIS |
| Nov. 21 | L | 3-7 | Chicago |
| Nov. 24 | L | 1-2 | TORONTO |
| Nov. 27 | L | 1-3 | Montreal |
| Dec. 1 | W | 4-2 | DETROIT |
| Dec. 4 | W | 4-2 | NEW YORK |
| Dec. 5 | L | 3-5 | Boston |
| Dec. 8 | T | 1-1 | CALIFORNIA |
| Dec. 11 | T | 3-3 | BUFFALO |
| Dec. 12 | L | 1-6 | New York |
| Dec. 15 | L | 2-3 | Toronto |
| Dec. 18 | L | 3-4 | BOSTON |
| Dec. 19 | T | 2-2 | Boston |
| Dec. 22 | L | 2-4 | New York |
| Dec. 25 | W | 4-2 | MONTREAL |
| Dec. 26 | L | 1-6 | Philadelphia |
| Dec. 28 | L | 2-4 | TORONTO |
| Dec. 31 | T | 3-3 | BUFFALO |
| Jan. 5 | T | 3-3 | Chicago |
| Jan. 8 | L | 0-4 | CHICAGO |

| DATE | RESULT | SCORE | OPPONENT |
|---------|--------|-------|--------------|
| Jan. 9 | L | 2-4 | Detroit |
| Jan. 12 | T | 2-2 | BOSTON |
| Jan. 13 | L | 1-7 | Montreal |
| Jan. 15 | W | 4-2 | PHILADELPHIA |
| Jan. 19 | L | 1-6 | VANCOUVER |
| Jan. 22 | L | 0-1 | St. Louis |
| Jan. 23 | T | 3-3 | MONTREAL |
| Jan. 26 | L | 1-2 | ST. LOUIS |
| Jan. 29 | L | 2-4 | CHICAGO |
| Jan. 30 | L | 0-4 | Philadelphia |
| Feb. 3 | W | 4-3 | St. Louis |
| Feb. 5 | L | 1-8 | Los Angeles |
| Feb. 9 | W | 4-1 | Toronto |
| Feb. 10 | W | 6-1 | LOS ANGELES |
| Feb. 12 | L | 3-8 | NEW YORK |
| Feb. 13 | W | 6-4 | VANCOUVER |
| Feb. 16 | W | 4-2 | TORONTO |
| Feb. 17 | W | 2-0 | Buffalo |
| Feb. 19 | L | 2-6 | DETROIT |
| Feb. 20 | L | 0-2 | Minnesota |
| Feb. 23 | L | 0-2 | Toronto |
| Feb. 26 | W | 5-2 | PHILADELPHIA |
| Feb. 27 | L | 3-5 | Montreal |
| Mar. 2 | W | 7-4 | DETROIT |
| Mar. 4 | W | 4-2 | MINNESOTA |
| Mar. 5 | L | 3-6 | Detroit |
| Mar. 8 | L | 4-5 | MONTREAL |
| Mar. 11 | W | 6-4 | BOSTON |
| Mar. 12 | T | 4-4 | Boston |
| Mar. 14 | W | 7-4 | Vancouver |
| Mar. 18 | T | 4-4 | Los Angeles |
| Mar. 19 | T | 3-3 | California |
| Mar. 22 | L | 3-4 | BUFFALO |
| Mar. 25 | W | 3-2 | MINNESOTA |
| Mar. 26 | T | 2-2 | Buffalo |
| Mar. 29 | W | 5-4 | CALIFORNIA |
| Apr. 1 | T | 4-4 | Philadelphia |
| Apr. 2 | W | 6-2 | ST. LOUIS |

Home games in all CAPS

26-38-14, 4th, Western Division

1972-73

Highlights

- The Penguins set the NHL records for fastest five goals [2:07] and the fastest six goals [5:02] on Nov. 22 vs. St. Louis.
- Syl Apps records six points (3G-3A) in a 9-1 win against the NY Islanders on Dec. 13.
- Ken Schinkel is named the third head coach in Penguins history on Jan. 13, one day after retiring as a player.
- Greg Polis is named MVP of the All-Star Game at Madison Square Garden after recording two goals for the Western Division.
- Syl Apps sets the team record with 85 points and 56 assists.
- Al McDonough sets a new team mark with 35 goals.

Transactions

Feb. 25, 1973 - Obtained Andy Brown from Detroit for a 1973 third-round draft pick and cash.

Mar. 2, 1973 - Obtained Steve Andrascik from the New York Rangers for Sheldon Kannegiesser.

Goaltenders

| GOALIE | W-L-O | GP | MP | GA | SO | GAA |
|----------------|----------------|-----------|-------------|------------|----------|-------------|
| Jim Rutherford | 20-22-5 | 49 | 2655 | 129 | 3 | 2.92 |
| Denis Herron | 6-7-2 | 18 | 966 | 55 | 2 | 3.41 |
| Cam Newton | 3-4-0 | 11 | 532 | 35 | 0 | 3.95 |
| Andy Brown | 3-4-2 | 9 | 520 | 41 | 0 | 4.73 |
| TOTALS | 32-37-9 | 78 | 4680 | 265 | 5 | 3.40 |

Scoring

| PLAYERS | GP | G | A | PTS | PIM |
|--------------------|----|----|----|-----|-----|
| Syl Apps | 77 | 29 | 56 | 85 | 18 |
| Al McDonough | 78 | 35 | 41 | 76 | 26 |
| Lowell MacDonald | 78 | 34 | 41 | 75 | 8 |
| Bryan Hextall | 78 | 21 | 33 | 54 | 113 |
| Greg Polis | 78 | 26 | 23 | 49 | 36 |
| Ron Schock | 78 | 13 | 36 | 49 | 23 |
| Eddie Shack | 74 | 25 | 20 | 45 | 84 |
| Jean Pronovost | 66 | 21 | 22 | 43 | 16 |
| Darryl Edestrand | 78 | 15 | 24 | 39 | 88 |
| Dave Burrows | 78 | 3 | 24 | 27 | 42 |
| Nick Harbaruk | 78 | 10 | 15 | 25 | 47 |
| Ken Schinkel | 42 | 11 | 10 | 21 | 16 |
| Duane Rupp | 78 | 7 | 13 | 20 | 62 |
| Jack Lynch | 47 | 1 | 18 | 19 | 40 |
| Bryan Watson | 69 | 1 | 17 | 18 | 179 |
| Rick Kessell | 67 | 1 | 13 | 14 | 0 |
| Jean-Guy Lagace | 31 | 1 | 5 | 6 | 32 |
| Steve Cardwell | 20 | 2 | 2 | 4 | 2 |
| Jim Shires | 18 | 1 | 2 | 3 | 2 |
| Robin Burns | 26 | 0 | 2 | 2 | 20 |
| Jim Wiley | 4 | 0 | 1 | 1 | 0 |
| Cam Newton | 11 | 0 | 1 | 1 | 2 |
| Denis Herron | 18 | 0 | 1 | 1 | 0 |
| Shel. Kannegiesser | 3 | 0 | 0 | 0 | 0 |
| Andy Brown | 9 | 0 | 0 | 0 | 4 |
| Ron Lalonde | 9 | 0 | 0 | 0 | 2 |
| Jim Rutherford | 49 | 0 | 0 | 0 | 0 |
| Bench | | | | | 6 |

Games

| DATE | RESULT | SCORE | OPPONENT |
|---------|--------|-------|--------------|
| Oct. 7 | W | 4-2 | LOS ANGELES |
| Oct. 11 | W | 5-2 | St. Louis |
| Oct. 14 | W | 5-2 | CALIFORNIA |
| Oct. 15 | L | 4-8 | Boston |
| Oct. 17 | W | 5-0 | NY Islanders |
| Oct. 18 | L | 3-4 | Toronto |
| Oct. 21 | L | 2-4 | BOSTON |
| Oct. 24 | W | 4-0 | Vancouver |
| Oct. 27 | L | 3-6 | California |
| Oct. 28 | L | 2-5 | Los Angeles |
| Nov. 1 | L | 1-7 | MONTREAL |
| Nov. 2 | L | 2-4 | Philadelphia |
| Nov. 4 | W | 6-4 | NY RANGERS |
| Nov. 5 | T | 1-1 | Detroit |
| Nov. 8 | W | 5-2 | PHILADELPHIA |
| Nov. 11 | L | 3-4 | VANCOUVER |
| Nov. 12 | L | 0-1 | Buffalo |
| Nov. 15 | W | 7-1 | MINNESOTA |
| Nov. 18 | W | 6-1 | ATLANTA |
| Nov. 19 | W | 5-3 | NY Rangers |
| Nov. 22 | W | 10-4 | ST. LOUIS |
| Nov. 25 | T | 2-2 | NY ISLANDERS |
| Nov. 26 | L | 2-6 | Atlanta |
| Nov. 29 | W | 7-4 | TORONTO |
| Dec. 2 | W | 3-2 | CHICAGO |
| Dec. 3 | L | 2-4 | Chicago |
| Dec. 6 | T | 4-4 | California |
| Dec. 9 | L | 1-3 | Los Angeles |
| Dec. 13 | W | 9-1 | NY ISLANDERS |
| Dec. 16 | W | 5-3 | ATLANTA |
| Dec. 17 | L | 1-9 | NY Rangers |
| Dec. 19 | L | 2-3 | BOSTON |
| Dec. 23 | L | 3-6 | Montreal |
| Dec. 26 | T | 1-1 | Detroit |
| Dec. 27 | T | 3-3 | Toronto |
| Dec. 29 | L | 0-4 | TORONTO |
| Dec. 30 | T | 2-2 | DETROIT |
| Jan. 2 | L | 4-5 | St. Louis |
| Jan. 3 | W | 5-3 | Chicago |
| Jan. 6 | W | 4-2 | VANCOUVER |

| DATE | RESULT | SCORE | OPPONENT |
|---------|--------|-------|--------------|
| Jan. 7 | L | 0-3 | NY Rangers |
| Jan. 10 | L | 1-2 | DETROIT |
| Jan. 13 | W | 3-1 | LOS ANGELES |
| Jan. 14 | L | 2-3 | Detroit |
| Jan. 17 | L | 4-6 | Montreal |
| Jan. 18 | L | 2-5 | MONTREAL |
| Jan. 20 | W | 3-0 | BOSTON |
| Jan. 21 | L | 3-9 | Chicago |
| Jan. 24 | W | 5-2 | TORONTO |
| Jan. 25 | L | 3-6 | Philadelphia |
| Jan. 27 | L | 3-5 | PHILADELPHIA |
| Jan. 31 | W | 4-1 | LOS ANGELES |
| Feb. 3 | W | 2-1 | MINNESOTA |
| Feb. 4 | L | 3-4 | Minnesota |
| Feb. 7 | L | 2-5 | Montreal |
| Feb. 10 | L | 3-6 | Boston |
| Feb. 14 | W | 6-2 | VANCOUVER |
| Feb. 17 | T | 3-3 | BUFFALO |
| Feb. 18 | L | 1-4 | Buffalo |
| Feb. 20 | W | 4-0 | NY Islanders |
| Feb. 22 | W | 2-1 | NY ISLANDERS |
| Feb. 24 | W | 2-0 | CHICAGO |
| Feb. 25 | L | 1-2 | Buffalo |
| Feb. 28 | W | 4-2 | ST. LOUIS |
| Mar. 3 | L | 1-2 | CALIFORNIA |
| Mar. 4 | L | 2-5 | MINNESOTA |
| Mar. 7 | L | 4-10 | Minnesota |
| Mar. 10 | L | 4-5 | NY RANGERS |
| Mar. 11 | L | 2-3 | Philadelphia |
| Mar. 14 | W | 3-2 | Los Angeles |
| Mar. 16 | T | 5-5 | California |
| Mar. 17 | L | 1-6 | Vancouver |
| Mar. 21 | W | 5-2 | CALIFORNIA |
| Mar. 24 | T | 4-4 | BUFFALO |
| Mar. 25 | W | 4-2 | Atlanta |
| Mar. 28 | W | 6-3 | ATLANTA |
| Mar. 31 | L | 2-7 | St. Louis |
| Apr. 1 | W | 5-4 | PHILADELPHIA |

Home games in all CAPS

32-37-9, 5th, Western Division

1973-74

Highlights

- Marc Boileau replaces Ken Schinkel as head coach on Feb. 6, and compiles a 14-10-4 record.
- The "Century Line" of Syl Apps, Jean Pronovost and Lowell MacDonald combines for 107 goals, the second-highest total in the NHL.
- Syl Apps finishes seventh in league scoring with 85 points (24G-61A), and Lowell MacDonald finishes ninth overall with 82 points (43G-39A).
- Apps' 61 assists and MacDonald's 43 goals both set new team records.

Transactions

Oct. 4, 1973 - Obtained Bob Johnson from St. Louis for Nick Harbaruk.

Oct. 25, 1973 - Obtained Nick Beverley from Boston for Darryl Edestrand.

Jan. 4, 1974 - Obtained Chuck Arnason and Bob Paradise from Atlanta for Al McDonough.

Jan. 17, 1974 - Obtained Ron Stackhouse from Detroit for Jim Rutherford and Jack Lynch; Obtained Bob Kelly, Ab DeMarco and Steve Durbano from St. Louis for Greg Polis, Bryan Watson and a 1974 second-round draft pick.

Mar. 27, 1974 - Obtained Vic Hadfield from the New York Rangers for Nick Beverley; Obtained Nelson DeBenedet from Detroit for Hank Nowak and a 1974 third-round draft pick.

Goaltenders

| GOALIE | W-L-O | GP | MP | GA | SO | GAA |
|----------------|----------------|-----------|-------------|------------|----------|-------------|
| Gary Inness | 7-10-1 | 20 | 1030 | 56 | 0 | 3.26 |
| Jim Rutherford | 7-12-4 | 26 | 1428 | 82 | 0 | 3.45 |
| Andy Brown | 13-16-4 | 36 | 1951 | 115 | 1 | 3.54 |
| Denis Herron | 1-3-0 | 5 | 258 | 18 | 0 | 4.18 |
| TOTALS | 28-41-9 | 78 | 4680 | 273 | 1 | 3.50 |

Scoring

| PLAYERS | GP | G | A | PTS | PIM |
|------------------|----|----|----|-----|-----|
| Syl Apps | 75 | 24 | 61 | 85 | 37 |
| Lowell MacDonald | 78 | 43 | 39 | 82 | 14 |
| Jean Pronovost | 77 | 40 | 32 | 72 | 22 |
| Ron Schock | 77 | 14 | 29 | 43 | 22 |
| Al McDonough | 37 | 14 | 22 | 36 | 12 |
| Greg Polis | 41 | 14 | 13 | 27 | 32 |
| Ron Lalonde | 73 | 10 | 17 | 27 | 14 |
| Wayne Bianchin | 69 | 12 | 13 | 25 | 38 |
| Bernie Lukowich | 53 | 9 | 10 | 19 | 32 |
| Ab DeMarco | 34 | 7 | 12 | 19 | 4 |
| Bob McManama | 47 | 5 | 14 | 19 | 18 |
| Ron Stackhouse | 36 | 4 | 15 | 19 | 33 |
| Chuck Arnason | 41 | 13 | 5 | 18 | 4 |
| Steve Durbano | 33 | 4 | 14 | 18 | 138 |
| Bob Kelly | 30 | 7 | 10 | 17 | 78 |
| Dave Burrows | 71 | 3 | 14 | 17 | 30 |
| Ted Snell | 55 | 4 | 12 | 16 | 8 |
| Nick Beverley | 67 | 2 | 14 | 16 | 21 |
| Blaine Stoughton | 34 | 5 | 6 | 11 | 8 |
| Bryan Hextall | 37 | 2 | 7 | 9 | 39 |
| Bob Paradise | 38 | 2 | 7 | 9 | 39 |
| Jean Guy Lagace | 31 | 2 | 6 | 8 | 34 |
| Jack Lynch | 17 | 0 | 7 | 7 | 21 |
| Bryan Watson | 38 | 1 | 4 | 5 | 137 |
| Yvon Labre | 16 | 1 | 2 | 3 | 13 |
| Larry Bignell | 20 | 0 | 3 | 3 | 2 |
| Jim Wiley | 22 | 0 | 3 | 3 | 2 |
| Ron Jones | 25 | 0 | 3 | 3 | 15 |
| Jim Rutherford | 26 | 0 | 1 | 1 | 2 |
| Darryl Edestrand | 3 | 0 | 0 | 0 | 0 |
| Hank Nowak | 13 | 0 | 0 | 0 | 11 |
| Denis Herron | 5 | 0 | 0 | 0 | 0 |
| Gary Inness | 20 | 0 | 0 | 0 | 0 |
| Andy Brown | 36 | 0 | 0 | 0 | 60 |
| Bench | | | | | 10 |

Games

| DATE | RESULT | SCORE | OPPONENT |
|---------|--------|-------|--------------|
| Oct. 12 | W | 4-3 | Atlanta |
| Oct. 13 | L | 2-8 | NY RANGERS |
| Oct. 17 | W | 4-2 | Minnesota |
| Oct. 20 | W | 5-3 | CALIFORNIA |
| Oct. 21 | L | 2-8 | Boston |
| Oct. 24 | L | 2-3 | MONTREAL |
| Oct. 27 | L | 0-6 | PHILADELPHIA |
| Oct. 28 | W | 7-2 | NY Rangers |
| Oct. 31 | T | 1-1 | Montreal |
| Nov. 3 | L | 0-6 | Toronto |
| Nov. 4 | L | 0-7 | Philadelphia |
| Nov. 7 | T | 1-1 | NY ISLANDERS |
| Nov. 10 | T | 4-4 | ATLANTA |
| Nov. 13 | W | 5-2 | MINNESOTA |
| Nov. 15 | L | 3-5 | St. Louis |
| Nov. 17 | L | 1-4 | CHICAGO |
| Nov. 18 | L | 0-7 | NY Rangers |
| Nov. 21 | W | 5-4 | VANCOUVER |
| Nov. 22 | W | 4-2 | Toronto |
| Nov. 24 | L | 2-5 | MONTREAL |
| Nov. 28 | L | 3-4 | TORONTO |
| Dec. 1 | T | 2-2 | ATLANTA |
| Dec. 2 | L | 1-2 | Chicago |
| Dec. 5 | L | 1-4 | Los Angeles |
| Dec. 7 | L | 3-4 | California |
| Dec. 8 | L | 2-3 | Vancouver |
| Dec. 12 | W | 9-1 | CALIFORNIA |
| Dec. 15 | L | 0-2 | DETROIT |
| Dec. 16 | W | 2-1 | Atlanta |
| Dec. 20 | L | 5-6 | Boston |
| Dec. 22 | L | 1-4 | NY RANGERS |
| Dec. 23 | L | 2-3 | Buffalo |
| Dec. 26 | T | 2-2 | Detroit |
| Dec. 28 | L | 1-3 | ST. LOUIS |
| Dec. 29 | L | 2-4 | CHICAGO |
| Jan. 2 | L | 4-8 | Minnesota |
| Jan. 3 | L | 1-6 | Buffalo |
| Jan. 5 | W | 5-2 | BUFFALO |
| Jan. 9 | L | 4-6 | TORONTO |
| Jan. 12 | W | 5-2 | BUFFALO |

| DATE | RESULT | SCORE | OPPONENT |
|---------|--------|-------|--------------|
| Jan. 13 | L | 3-5 | BOSTON |
| Jan. 16 | L | 0-2 | LOS ANGELES |
| Jan. 18 | W | 6-2 | Vancouver |
| Jan. 20 | W | 5-3 | Philadelphia |
| Jan. 23 | W | 4-1 | ST. LOUIS |
| Jan. 26 | L | 0-2 | LOS ANGELES |
| Jan. 27 | L | 5-6 | Detroit |
| Jan. 30 | L | 2-4 | NY RANGERS |
| Feb. 2 | L | 1-3 | CHICAGO |
| Feb. 3 | L | 4-5 | Boston |
| Feb. 7 | L | 4-5 | Philadelphia |
| Feb. 9 | W | 3-2 | NY Islanders |
| Feb. 10 | L | 3-5 | Chicago |
| Feb. 13 | W | 5-3 | DETROIT |
| Feb. 16 | W | 7-3 | CALIFORNIA |
| Feb. 20 | T | 1-1 | ST. LOUIS |
| Feb. 23 | L | 2-6 | BOSTON |
| Feb. 24 | W | 4-2 | Chicago |
| Feb. 27 | W | 4-1 | LOS ANGELES |
| Feb. 28 | L | 1-7 | Montreal |
| Mar. 2 | W | 6-1 | VANCOUVER |
| Mar. 5 | W | 2-1 | NY Islanders |
| Mar. 7 | T | 2-2 | Toronto |
| Mar. 9 | W | 7-5 | St. Louis |
| Mar. 10 | L | 4-5 | MONTREAL |
| Mar. 13 | L | 1-5 | Los Angeles |
| Mar. 15 | W | 6-1 | California |
| Mar. 16 | W | 8-6 | Vancouver |
| Mar. 20 | T | 1-1 | NY ISLANDERS |
| Mar. 23 | L | 1-5 | Minnesota |
| Mar. 24 | W | 8-0 | DETROIT |
| Mar. 27 | T | 3-3 | MINNESOTA |
| Mar. 30 | L | 3-4 | St. Louis |
| Mar. 31 | W | 4-2 | ATLANTA |
| Apr. 2 | L | 2-3 | NY Islanders |
| Apr. 4 | W | 4-2 | BUFFALO |
| Apr. 6 | W | 6-1 | PHILADELPHIA |
| Apr. 7 | L | 3-6 | Atlanta |

Home games in all CAPS

28-41-9, 5th, Western Division

1974-75

Highlights

- Syl Apps is named MVP of the All-Star Game at Montreal after recording two goals for the Wales Conference.
- The Penguins record their 200th franchise victory with a 6-1 win over Chicago on Jan. 29.
- Ron Stackhouse records six assists on Mar. 8 vs. Philadelphia.
- Pierre Larouche records 68 points (31G-37A) to lead all NHL rookies.

Transactions

Sept. 13, 1974 - Obtained Rick Kehoe from Toronto for Blaine Stoughton and a 1977 first-round draft pick.

Nov. 4, 1974 - Obtained Barry Wilkins from Vancouver for Ab DeMarco.

Dec. 14, 1974 - Obtained Lew Morrison from Washington for Ron Lalonde.

Jan. 10, 1975 - Obtained Michel Plasse from Kansas City for Jean-Guy Lagace and Denis Herron.

Jan. 20, 1975 - Obtained Bob Stumpf from St. Louis for Bernie Lukowich.

Jan. 21, 1975 - Obtained Pete Laframboise from Washington for Ron Jones.

Goaltenders

| GOALIE | W-L-O | GP | MP | GA | SO | GAA |
|---------------|-----------------|-----------|-------------|------------|----------|-------------|
| Gary Inness | 24-18-10 | 57 | 3116 | 161 | 2 | 3.10 |
| Michel Plasse | 9-5-4 | 20 | 1093 | 73 | 0 | 4.01 |
| Bob Johnson | 3-4-1 | 12 | 478 | 40 | 0 | 5.03 |
| Denis Herron | 1-1-0 | 3 | 107 | 11 | 0 | 6.16 |
| TOTALS | 37-28-15 | 80 | 4800 | 289 | 2 | 3.61 |

Scoring

| PLAYERS | GP | G | A | PTS | PIM |
|------------------|----|----|----|-----|-----|
| Ron Schock | 80 | 23 | 63 | 86 | 36 |
| Syl Apps | 79 | 24 | 55 | 79 | 43 |
| Jean Pronovost | 78 | 43 | 32 | 75 | 37 |
| Vic Hadfield | 78 | 31 | 42 | 73 | 72 |
| Pierre Larouche | 79 | 31 | 37 | 68 | 52 |
| Rick Kehoe | 76 | 32 | 31 | 63 | 22 |
| Lowell MacDonald | 71 | 27 | 33 | 60 | 24 |
| Ron Stackhouse | 72 | 15 | 45 | 60 | 52 |
| Chuck Arnason | 78 | 26 | 32 | 58 | 32 |
| Bob Kelly | 69 | 27 | 24 | 51 | 120 |
| Barry Wilkins | 59 | 5 | 29 | 34 | 97 |
| Colin Campbell | 59 | 4 | 15 | 19 | 172 |
| Pete Laframboise | 35 | 5 | 13 | 18 | 8 |
| Bob Paradise | 78 | 3 | 15 | 18 | 109 |
| Dennis Owchar | 46 | 6 | 11 | 17 | 67 |
| Dave Burrows | 78 | 2 | 15 | 17 | 49 |
| Bob McManama | 40 | 5 | 9 | 14 | 6 |
| Lew Morrison | 52 | 7 | 5 | 12 | 4 |
| Nelson Debenedet | 31 | 6 | 3 | 9 | 11 |
| Jean Guy Lagace | 27 | 1 | 8 | 9 | 39 |
| Kelly Pratt | 22 | 0 | 6 | 6 | 15 |
| Ab DeMarco | 8 | 2 | 1 | 3 | 4 |
| Ron Lalonde | 24 | 0 | 3 | 3 | 0 |
| Gary Inness | 57 | 0 | 2 | 2 | 2 |
| Mario Faubert | 10 | 1 | 0 | 1 | 6 |
| Steve Durbano | 1 | 0 | 1 | 1 | 10 |
| Michel Plasse | 20 | 0 | 1 | 1 | 6 |
| Yves Bergeron | 2 | 0 | 0 | 0 | 0 |
| Wayne Bianchin | 2 | 0 | 0 | 0 | 0 |
| Denis Herron | 3 | 0 | 0 | 0 | 0 |
| Bob Stumpf | 3 | 0 | 0 | 0 | 4 |
| Harvey Bennett | 7 | 0 | 0 | 0 | 0 |
| Bob Johnson | 12 | 0 | 0 | 0 | 6 |
| Bench | | | | | 14 |

Games

| DATE | RESULT | SCORE | OPPONENT |
|---------|--------|-------|--------------|
| Oct. 9 | W | 4-2 | Minnesota |
| Oct. 12 | W | 7-2 | DETROIT |
| Oct. 19 | L | 3-6 | PHILADELPHIA |
| Oct. 20 | L | 1-5 | Atlanta |
| Oct. 23 | T | 5-5 | BOSTON |
| Oct. 26 | L | 4-5 | NY RANGERS |
| Oct. 28 | L | 0-2 | Los Angeles |
| Nov. 1 | L | 4-7 | Vancouver |
| Nov. 3 | T | 3-3 | Chicago |
| Nov. 5 | W | 5-3 | Kansas City |
| Nov. 7 | L | 3-5 | LOS ANGELES |
| Nov. 9 | W | 5-2 | CALIFORNIA |
| Nov. 10 | L | 3-8 | Buffalo |
| Nov. 13 | W | 8-2 | NY ISLANDERS |
| Nov. 16 | W | 8-1 | WASHINGTON |
| Nov. 17 | W | 6-0 | Washington |
| Nov. 19 | L | 3-4 | NY Islanders |
| Nov. 20 | W | 8-5 | Toronto |
| Nov. 23 | T | 0-0 | LOS ANGELES |
| Nov. 24 | L | 5-7 | NY Rangers |
| Nov. 27 | L | 2-3 | MONTREAL |
| Nov. 30 | T | 5-5 | BUFFALO |
| Dec. 1 | L | 3-6 | Buffalo |
| Dec. 4 | W | 4-2 | TORONTO |
| Dec. 7 | L | 2-5 | Montreal |
| Dec. 8 | L | 2-3 | Boston |
| Dec. 12 | T | 3-3 | MONTREAL |
| Dec. 14 | W | 6-3 | CHICAGO |
| Dec. 15 | W | 3-2 | Detroit |
| Dec. 18 | L | 4-6 | Toronto |
| Dec. 19 | T | 4-4 | KANSAS CITY |
| Dec. 21 | L | 7-8 | Minnesota |
| Dec. 22 | L | 0-4 | Philadelphia |
| Dec. 26 | T | 2-2 | ST. LOUIS |
| Dec. 28 | T | 3-3 | ATLANTA |
| Dec. 30 | W | 7-5 | TORONTO |
| Jan. 2 | W | 6-3 | MINNESOTA |
| Jan. 4 | W | 4-3 | VANCOUVER |
| Jan. 8 | L | 5-7 | Chicago |
| Jan. 10 | T | 3-3 | Atlanta |
| Jan. 11 | W | 6-3 | CALIFORNIA |

| DATE | RESULT | SCORE | OPPONENT |
|---------|--------|-------|--------------|
| Jan. 15 | W | 5-3 | ATLANTA |
| Jan. 18 | T | 4-4 | BOSTON |
| Jan. 19 | W | 3-2 | Washington |
| Jan. 22 | W | 7-5 | CALIFORNIA |
| Jan. 25 | W | 5-2 | NY RANGERS |
| Jan. 26 | L | 2-7 | Montreal |
| Jan. 29 | W | 6-1 | CHICAGO |
| Jan. 30 | L | 2-5 | Detroit |
| Feb. 1 | T | 4-4 | St. Louis |
| Feb. 4 | W | 3-2 | Vancouver |
| Feb. 5 | W | 3-2 | Los Angeles |
| Feb. 7 | W | 4-1 | California |
| Feb. 11 | L | 1-2 | NY Islanders |
| Feb. 12 | T | 3-3 | BUFFALO |
| Feb. 15 | W | 8-3 | Toronto |
| Feb. 16 | W | 3-2 | NY ISLANDERS |
| Feb. 19 | T | 2-2 | LOS ANGELES |
| Feb. 22 | W | 3-2 | ST. LOUIS |
| Feb. 23 | L | 1-3 | DETROIT |
| Feb. 25 | L | 4-6 | Boston |
| Feb. 26 | W | 3-1 | WASHINGTON |
| Mar. 1 | W | 7-3 | VANCOUVER |
| Mar. 2 | W | 8-6 | NY Rangers |
| Mar. 5 | T | 4-4 | Kansas City |
| Mar. 8 | W | 8-2 | PHILADELPHIA |
| Mar. 9 | L | 4-8 | Buffalo |
| Mar. 12 | W | 5-3 | BOSTON |
| Mar. 13 | L | 0-6 | Philadelphia |
| Mar. 15 | W | 12-1 | WASHINGTON |
| Mar. 16 | W | 6-3 | KANSAS CITY |
| Mar. 18 | L | 2-5 | St. Louis |
| Mar. 19 | T | 3-3 | California |
| Mar. 22 | L | 0-4 | Los Angeles |
| Mar. 26 | W | 6-4 | MONTREAL |
| Mar. 29 | W | 4-2 | Detroit |
| Mar. 30 | W | 4-1 | MINNESOTA |
| Apr. 2 | L | 0-6 | Montreal |
| Apr. 5 | W | 7-1 | DETROIT |
| Apr. 6 | L | 4-8 | Washington |

Home games in all CAPS

37-28-15, 3rd, Norris Division

1975-76

Highlights

- Jean Pronovost records a 16-game point streak from Nov. 1 to Dec. 3.
- The Penguins post an 11-game unbeaten streak (7-0-4) from Feb. 7 through Feb. 28.
- Pierre Larouche finishes fifth overall in league scoring with 111 points (53G-58A), and is joined in the top 10 by Jean Pronovost (52G-52A=104PTS, eighth) and Syl Apps (32G-67A=99PTS, 10th).
- Larouche's 53 goals and Apps' 67 assists establish new team records.

Transactions

Dec. 16, 1975 - Obtained Stan Gilbertson from Washington for Harvey Bennett.

Jan. 9, 1976 - Obtained Ed Gilbert, Simon Nolet and a 1976 first-round draft pick from Kansas City for Steve Durbano, Chuck Arnason and a 1976 first-round draft pick.

Mar. 8, 1976 - Obtained Ed Van Impe and Bob Taylor from Philadelphia for Gary Inness and future considerations.

Goaltenders

| GOALIE | W-L-O | GP | MP | GA | SO | GAA |
|---------------|-----------------|-----------|-------------|------------|----------|-------------|
| Michel Plasse | 24-19-10 | 55 | 3090 | 178 | 2 | 3.46 |
| Gary Inness | 8-9-2 | 23 | 1208 | 82 | 0 | 4.07 |
| Gordie Laxton | 3-4-0 | 8 | 413 | 31 | 0 | 4.51 |
| Bob Taylor | 0-1-0 | 2 | 78 | 7 | 0 | 5.41 |
| TOTALS | 35-33-12 | 80 | 4800 | 303 | 2 | 3.79 |

Scoring

| PLAYERS | GP | G | A | PTS | PIM |
|------------------|----|----|----|-----|-----|
| Pierre Larouche | 76 | 53 | 58 | 111 | 33 |
| Jean Pronovost | 80 | 52 | 52 | 104 | 24 |
| Syl Apps | 80 | 32 | 67 | 99 | 24 |
| Rick Kehoe | 71 | 29 | 47 | 76 | 6 |
| Lowell MacDonald | 69 | 30 | 43 | 73 | 12 |
| Ron Stackhouse | 80 | 11 | 60 | 71 | 76 |
| Vic Hadfield | 76 | 30 | 35 | 65 | 46 |
| Ron Schock | 80 | 18 | 44 | 62 | 28 |
| Bob Kelly | 77 | 25 | 30 | 55 | 149 |
| Dave Burrows | 80 | 7 | 22 | 29 | 51 |
| Barry Wilkins | 75 | 0 | 27 | 27 | 106 |
| Stan Gilbertson | 48 | 13 | 8 | 21 | 6 |
| Simon Nolet | 39 | 9 | 8 | 17 | 2 |
| Colin Campbell | 64 | 7 | 10 | 17 | 105 |
| Dennis Owchar | 54 | 5 | 12 | 17 | 19 |
| Chuck Arnason | 30 | 7 | 3 | 10 | 14 |
| Lew Morrison | 78 | 4 | 5 | 9 | 8 |
| Mario Faubert | 21 | 1 | 8 | 9 | 10 |
| Steve Durbano | 32 | 0 | 8 | 8 | 161 |
| Harvey Bennett | 25 | 3 | 3 | 6 | 53 |
| Wayne Bianchin | 14 | 1 | 5 | 6 | 4 |
| Ed Van Impe | 12 | 0 | 5 | 5 | 16 |
| Bob McManama | 12 | 1 | 2 | 3 | 4 |
| Ed Gilbert | 38 | 1 | 1 | 2 | 0 |
| Jacques Cossette | 7 | 0 | 2 | 2 | 9 |
| Michel Plasse | 55 | 0 | 2 | 2 | 18 |
| Bob Taylor | 2 | 0 | 0 | 0 | 0 |
| Gordie Laxton | 8 | 0 | 0 | 0 | 0 |
| Bob Paradise | 9 | 0 | 0 | 0 | 4 |
| Gary Inness | 23 | 0 | 0 | 0 | 2 |
| Bench | | | | | 14 |

Games

| DATE | RESULT | SCORE | OPPONENT |
|---------|--------|-------|--------------|
| Oct. 7 | W | 4-2 | Washington |
| Oct. 11 | W | 7-5 | WASHINGTON |
| Oct. 15 | W | 8-4 | Toronto |
| Oct. 18 | W | 6-1 | DETROIT |
| Oct. 21 | L | 1-7 | MONTREAL |
| Oct. 25 | T | 4-4 | PHILADELPHIA |
| Oct. 30 | L | 0-4 | Los Angeles |
| Nov. 1 | L | 3-7 | Minnesota |
| Nov. 2 | L | 2-7 | Buffalo |
| Nov. 5 | W | 7-6 | NY ISLANDERS |
| Nov. 6 | W | 5-3 | St. Louis |
| Nov. 8 | L | 5-7 | CHICAGO |
| Nov. 9 | L | 4-6 | Philadelphia |
| Nov. 12 | T | 6-6 | Washington |
| Nov. 13 | L | 4-5 | MONTREAL |
| Nov. 15 | L | 2-5 | BUFFALO |
| Nov. 18 | L | 3-5 | CALIFORNIA |
| Nov. 21 | W | 4-1 | Atlanta |
| Nov. 22 | W | 6-3 | LOS ANGELES |
| Nov. 26 | W | 5-2 | DETROIT |
| Nov. 29 | W | 8-3 | NY RANGERS |
| Nov. 30 | L | 2-4 | Boston |
| Dec. 3 | T | 3-3 | Chicago |
| Dec. 4 | L | 1-6 | NY Islanders |
| Dec. 7 | W | 6-3 | TORONTO |
| Dec. 9 | L | 2-3 | Kansas City |
| Dec. 10 | L | 2-3 | Detroit |
| Dec. 13 | T | 4-4 | BOSTON |
| Dec. 14 | L | 4-7 | Montreal |
| Dec. 17 | W | 9-2 | California |
| Dec. 19 | L | 1-5 | Vancouver |
| Dec. 20 | W | 5-1 | Los Angeles |
| Dec. 23 | L | 3-4 | NY Rangers |
| Dec. 26 | L | 3-4 | Atlanta |
| Dec. 27 | W | 3-2 | ATLANTA |
| Dec. 31 | W | 5-1 | LOS ANGELES |
| Jan. 3 | L | 4-8 | PHILADELPHIA |
| Jan. 4 | L | 3-5 | Chicago |
| Jan. 7 | L | 1-4 | California |
| Jan. 10 | T | 3-3 | VANCOUVER |
| Jan. 11 | L | 0-6 | Buffalo |

| DATE | RESULT | SCORE | OPPONENT |
|---------|--------|-------|--------------|
| Jan. 13 | L | 2-6 | Boston |
| Jan. 15 | L | 1-4 | Philadelphia |
| Jan. 17 | W | 3-2 | BUFFALO |
| Jan. 18 | W | 8-3 | NY RANGERS |
| Jan. 22 | L | 3-4 | MONTREAL |
| Jan. 24 | W | 8-2 | WASHINGTON |
| Jan. 25 | T | 1-1 | MINNESOTA |
| Jan. 29 | W | 6-2 | KANSAS CITY |
| Jan. 31 | T | 4-4 | Kansas City |
| Feb. 1 | W | 7-1 | TORONTO |
| Feb. 5 | L | 1-5 | Boston |
| Feb. 7 | W | 7-3 | Los Angeles |
| Feb. 8 | W | 7-3 | Vancouver |
| Feb. 11 | T | 4-4 | California |
| Feb. 14 | T | 4-4 | NY Islanders |
| Feb. 15 | W | 6-4 | LOS ANGELES |
| Feb. 17 | W | 6-1 | KANSAS CITY |
| Feb. 19 | W | 7-5 | TORONTO |
| Feb. 21 | W | 10-1 | CHICAGO |
| Feb. 22 | T | 2-2 | Detroit |
| Feb. 25 | T | 3-3 | ATLANTA |
| Feb. 28 | W | 5-4 | VANCOUVER |
| Feb. 29 | L | 3-5 | ST. LOUIS |
| Mar. 2 | W | 6-2 | Minnesota |
| Mar. 6 | W | 5-0 | MINNESOTA |
| Mar. 7 | L | 3-5 | NY ISLANDERS |
| Mar. 10 | L | 6-7 | BUFFALO |
| Mar. 13 | W | 4-2 | CALIFORNIA |
| Mar. 14 | W | 7-1 | ST. LOUIS |
| Mar. 16 | L | 4-5 | Montreal |
| Mar. 19 | W | 7-3 | Washington |
| Mar. 21 | W | 4-2 | NY Rangers |
| Mar. 24 | T | 5-5 | BOSTON |
| Mar. 25 | L | 2-5 | St. Louis |
| Mar. 28 | W | 3-0 | DETROIT |
| Mar. 29 | L | 4-5 | Toronto |
| Mar. 31 | L | 3-7 | Montreal |
| Apr. 3 | L | 4-5 | WASHINGTON |
| Apr. 4 | W | 6-5 | Detroit |

Home games in all CAPS

35-33-12, 3rd, Norris Division

1976-77

Highlights

- Pierre Larouche records his fourth career hat trick in a 6-6 tie at Toronto on Feb. 19.
- Dunc Wilson and Denis Herron combine for 52 saves in a 7-3 loss to Atlanta on Mar. 15.
- Wayne Bianchin and Atlanta's Guy Chouinard record goals just four seconds apart on Mar. 15 to set the NHL record for two fastest goals.

Transactions

- Aug. 11, 1976** - Obtained Don Awrey from Montreal for a 1978 third-round draft pick.
- Oct. 8, 1976** - Obtained Dunc Wilson from the New York Rangers for a 1978 fourth-round draft pick and cash.
- Oct. 18, 1976** - Obtained Mike Corrigan from Los Angeles for a 1977 fifth-round draft pick.

Goaltenders

| GOALIE | W-L-O | GP | MP | GA | SO | GAA |
|---------------|-----------------|-----------|-------------|------------|----------|-------------|
| Denis Herron | 15-11-5 | 34 | 1918 | 94 | 1 | 2.94 |
| Dunc Wilson | 18-19-7 | 45 | 2622 | 129 | 5 | 2.95 |
| Gordie Laxton | 1-3-1 | 6 | 253 | 26 | 0 | 6.17 |
| TOTALS | 34-33-13 | 80 | 4800 | 252 | 6 | 3.15 |

Scoring

| PLAYERS | GP | G | A | PTS | PIM |
|------------------|----|----|----|-----|-----|
| Jean Pronovost | 79 | 33 | 31 | 64 | 24 |
| Pierre Larouche | 65 | 29 | 34 | 63 | 14 |
| Syl Apps | 72 | 18 | 43 | 61 | 20 |
| Rick Kehoe | 80 | 30 | 27 | 57 | 10 |
| Ron Schock | 80 | 17 | 32 | 49 | 10 |
| Mike Corrigan | 73 | 14 | 27 | 41 | 36 |
| Ron Stackhouse | 80 | 7 | 34 | 41 | 72 |
| Greg Malone | 66 | 18 | 19 | 37 | 43 |
| Blair Chapman | 80 | 14 | 23 | 37 | 16 |
| Wayne Bianchin | 79 | 28 | 6 | 34 | 28 |
| Bob Kelly | 74 | 10 | 21 | 31 | 115 |
| Dennis Owchar | 46 | 5 | 18 | 23 | 37 |
| Stan Gilbertson | 67 | 6 | 9 | 15 | 13 |
| Mario Faubert | 47 | 2 | 11 | 13 | 32 |
| Russ Anderson | 66 | 2 | 11 | 13 | 81 |
| Don Awrey | 79 | 1 | 12 | 13 | 40 |
| Dave Burrows | 69 | 3 | 6 | 9 | 29 |
| Lew Morrison | 76 | 2 | 1 | 3 | 0 |
| Ed Van Impe | 10 | 0 | 3 | 3 | 6 |
| Lowell MacDonald | 3 | 1 | 1 | 2 | 0 |
| Vic Hadfield | 9 | 0 | 2 | 2 | 0 |
| Tom Price | 7 | 0 | 2 | 2 | 4 |
| Denis Herron | 34 | 0 | 1 | 1 | 4 |
| Dunc Wilson | 45 | 0 | 1 | 1 | 21 |
| Yves Bergeron | 1 | 0 | 0 | 0 | 0 |
| Steve Lyon | 3 | 0 | 0 | 0 | 2 |
| Gordie Laxton | 6 | 0 | 0 | 0 | 0 |
| Ed Gilbert | 7 | 0 | 0 | 0 | 0 |
| Bench | | | | | 12 |

Games

| DATE | RESULT | SCORE | OPPONENT |
|---------|--------|-------|--------------|
| Oct. 6 | W | 9-5 | VANCOUVER |
| Oct. 7 | L | 1-10 | Montreal |
| Oct. 9 | L | 4-7 | LOS ANGELES |
| Oct. 13 | L | 1-4 | Chicago |
| Oct. 15 | L | 1-2 | Atlanta |
| Oct. 16 | W | 4-3 | DETROIT |
| Oct. 20 | T | 4-4 | Toronto |
| Oct. 23 | L | 1-9 | MONTREAL |
| Oct. 24 | T | 3-3 | ATLANTA |
| Oct. 27 | T | 4-4 | Buffalo |
| Oct. 28 | L | 0-3 | Philadelphia |
| Oct. 30 | T | 2-2 | NY RANGERS |
| Nov. 2 | W | 7-1 | LOS ANGELES |
| Nov. 5 | W | 4-1 | Colorado |
| Nov. 7 | T | 2-2 | Cleveland |
| Nov. 10 | L | 2-3 | Minnesota |
| Nov. 13 | W | 1-0 | PHILADELPHIA |
| Nov. 14 | W | 5-1 | NY Rangers |
| Nov. 20 | L | 2-5 | COLORADO |
| Nov. 21 | W | 5-0 | CHICAGO |
| Nov. 24 | L | 0-4 | BOSTON |
| Nov. 26 | W | 3-1 | Cleveland |
| Nov. 27 | L | 1-3 | NY ISLANDERS |
| Nov. 30 | L | 4-6 | Washington |
| Dec. 2 | W | 4-2 | NY Islanders |
| Dec. 4 | L | 1-3 | Montreal |
| Dec. 7 | W | 6-2 | MINNESOTA |
| Dec. 9 | W | 2-1 | Buffalo |
| Dec. 11 | L | 3-6 | NY Islanders |
| Dec. 12 | W | 5-3 | ST. LOUIS |
| Dec. 16 | W | 5-4 | CLEVELAND |
| Dec. 18 | L | 3-5 | WASHINGTON |
| Dec. 19 | L | 3-6 | Boston |
| Dec. 22 | W | 5-2 | Toronto |
| Dec. 23 | L | 2-5 | Detroit |
| Dec. 26 | W | 4-2 | TORONTO |
| Dec. 29 | T | 3-3 | MONTREAL |
| Jan. 1 | W | 6-3 | BUFFALO |
| Jan. 4 | T | 2-2 | VANCOUVER |
| Jan. 6 | T | 3-3 | Washington |
| Jan. 8 | W | 4-2 | CHICAGO |

| DATE | RESULT | SCORE | OPPONENT |
|---------|--------|-------|--------------|
| Jan. 11 | L | 0-2 | TORONTO |
| Jan. 15 | W | 5-2 | BUFFALO |
| Jan. 16 | L | 5-6 | ATLANTA |
| Jan. 19 | W | 3-0 | Vancouver |
| Jan. 20 | L | 3-5 | Los Angeles |
| Jan. 22 | W | 3-2 | NY ISLANDERS |
| Jan. 27 | W | 3-0 | NY Rangers |
| Jan. 29 | L | 2-5 | PHILADELPHIA |
| Jan. 30 | W | 5-2 | BOSTON |
| Feb. 2 | W | 5-2 | MINNESOTA |
| Feb. 3 | T | 0-0 | Cleveland |
| Feb. 5 | W | 3-1 | DETROIT |
| Feb. 6 | L | 2-5 | Colorado |
| Feb. 8 | L | 3-6 | St. Louis |
| Feb. 11 | L | 2-3 | Vancouver |
| Feb. 12 | W | 3-2 | Los Angeles |
| Feb. 16 | T | 4-4 | MONTREAL |
| Feb. 19 | T | 6-6 | Toronto |
| Feb. 20 | W | 4-1 | CLEVELAND |
| Feb. 22 | L | 1-3 | Washington |
| Feb. 24 | L | 2-3 | Detroit |
| Feb. 26 | W | 2-1 | WASHINGTON |
| Feb. 27 | T | 2-2 | BOSTON |
| Mar. 2 | L | 0-5 | LOS ANGELES |
| Mar. 3 | L | 1-5 | Montreal |
| Mar. 5 | T | 3-3 | Los Angeles |
| Mar. 6 | W | 2-1 | St. Louis |
| Mar. 9 | W | 3-0 | COLORADO |
| Mar. 12 | W | 3-2 | BUFFALO |
| Mar. 13 | L | 0-4 | Philadelphia |
| Mar. 15 | L | 3-7 | Atlanta |
| Mar. 16 | W | 7-3 | ST. LOUIS |
| Mar. 19 | L | 2-5 | NY RANGERS |
| Mar. 20 | L | 2-3 | Chicago |
| Mar. 22 | W | 4-2 | Minnesota |
| Mar. 27 | L | 0-3 | Boston |
| Mar. 30 | L | 3-4 | WASHINGTON |
| Apr. 2 | W | 4-3 | Detroit |
| Apr. 3 | W | 4-2 | DETROIT |

Home games in all CAPS

34-33-13, 3rd, Norris Division

1977-78

Highlights

- Johnny Wilson is named head coach on June 13.
- Pete Mahovlich records a hat trick in his first game with the Penguins, a 6-4 win over Detroit on Nov. 30.
- Jean Pronovost posts a seven-game goal streak from Jan. 2 through Jan. 14.
- Edward J. DeBartolo takes control of the Penguins on Apr. 5.

Transactions

Sept. 20, 1977 - Obtained Brian Spencer from Buffalo for Ron Schock.

Oct. 1, 1977 - Obtained Bob Paradise from Washington for the rights to Don Awrey.

Nov. 2, 1977 - Obtained Gene Carr, Dave Schultz and a 1978 fourth-round draft pick from Los Angeles for Syl Apps and Hartland Monahan.

Nov. 29, 1977 - Obtained Peter Lee and Pete Mahovlich from Montreal for Pierre Larouche and the rights to Peter Marsh.

Dec. 2, 1977 - Obtained Tom Edur from Colorado for Dennis Owchar.

Goaltenders

| GOALIE | W-L-O | GP | MP | GA | SO | GAA |
|---------------|-----------------|-----------|-------------|------------|----------|-------------|
| Denis Herron | 20-25-15 | 60 | 3527 | 210 | 0 | 3.57 |
| Dunc Wilson | 5-11-3 | 21 | 1179 | 95 | 0 | 4.84 |
| Gordie Laxton | 0-1-0 | 2 | 73 | 9 | 0 | 7.35 |
| Greg Redquest | 0-0-0 | 1 | 13 | 3 | 0 | 14.08 |
| TOTALS | 25-37-18 | 80 | 4800 | 321 | 0 | 4.01 |

Scoring

| PLAYERS | GP | G | A | PTS | PIM |
|------------------|----|----|----|-----|-----|
| Jean Pronovost | 79 | 40 | 25 | 65 | 50 |
| Pete Mahovlich | 57 | 25 | 36 | 61 | 37 |
| Greg Malone | 78 | 18 | 43 | 61 | 80 |
| Gene Carr | 70 | 17 | 37 | 54 | 76 |
| Rick Kehoe | 70 | 29 | 21 | 50 | 10 |
| Blair Chapman | 75 | 24 | 20 | 44 | 37 |
| Tom Edur | 58 | 5 | 38 | 43 | 18 |
| Dave Schultz | 66 | 9 | 25 | 34 | 378 |
| Wayne Bianchin | 61 | 20 | 13 | 33 | 40 |
| Brian Spencer | 79 | 9 | 11 | 20 | 81 |
| Mike Corrigan | 25 | 8 | 12 | 20 | 10 |
| Ron Stackhouse | 50 | 5 | 15 | 20 | 36 |
| Dave Burrows | 67 | 4 | 15 | 19 | 24 |
| Peter Lee | 60 | 5 | 13 | 18 | 19 |
| Russ Anderson | 74 | 2 | 16 | 18 | 150 |
| Lowell MacDonald | 19 | 5 | 8 | 13 | 2 |
| John Flesch | 29 | 7 | 5 | 12 | 19 |
| Bob Paradise | 64 | 2 | 10 | 12 | 53 |
| Pierre Larouche | 20 | 6 | 5 | 11 | 0 |
| Dennis Owchar | 22 | 2 | 8 | 10 | 23 |
| Colin Campbell | 55 | 1 | 9 | 10 | 103 |
| Tom Cassidy | 26 | 3 | 4 | 7 | 15 |
| Syl Apps | 9 | 0 | 7 | 7 | 0 |
| Jim Hamilton | 25 | 2 | 4 | 6 | 2 |
| Mario Faubert | 18 | 0 | 6 | 6 | 11 |
| Derek Sanderson | 13 | 3 | 1 | 4 | 0 |
| Jacques Cossette | 19 | 1 | 2 | 3 | 4 |
| Hartland Monahan | 7 | 2 | 0 | 2 | 2 |
| Lew Morrison | 8 | 0 | 2 | 2 | 0 |
| Dunc Wilson | 21 | 0 | 1 | 1 | 0 |
| Denis Herron | 60 | 0 | 1 | 1 | 6 |
| Greg Redquest | 1 | 0 | 0 | 0 | 0 |
| Kim Davis | 1 | 0 | 0 | 0 | 0 |
| Gordie Laxton | 2 | 0 | 0 | 0 | 0 |
| Tom Price | 10 | 0 | 0 | 0 | 0 |
| Bench | | | | | 14 |

Games

| DATE | RESULT | SCORE | OPPONENT |
|---------|--------|-------|--------------|
| Oct. 12 | W | 4-2 | ST. LOUIS |
| Oct. 14 | L | 1-2 | Washington |
| Oct. 15 | L | 2-8 | PHILADELPHIA |
| Oct. 19 | T | 3-3 | NY Rangers |
| Oct. 20 | L | 0-11 | Philadelphia |
| Oct. 22 | W | 5-2 | ATLANTA |
| Oct. 23 | W | 3-2 | Cleveland |
| Oct. 26 | L | 3-4 | DETROIT |
| Oct. 29 | L | 3-5 | BOSTON |
| Nov. 2 | L | 1-3 | Detroit |
| Nov. 4 | L | 2-5 | Atlanta |
| Nov. 5 | L | 3-4 | NY Islanders |
| Nov. 9 | W | 5-3 | CLEVELAND |
| Nov. 12 | W | 7-4 | CHICAGO |
| Nov. 13 | T | 3-3 | Buffalo |
| Nov. 16 | L | 4-7 | Minnesota |
| Nov. 19 | T | 5-5 | NY RANGERS |
| Nov. 22 | T | 3-3 | Vancouver |
| Nov. 24 | L | 3-5 | Los Angeles |
| Nov. 26 | W | 5-2 | NY ISLANDERS |
| Nov. 29 | L | 1-9 | Montreal |
| Nov. 30 | W | 6-4 | DETROIT |
| Dec. 3 | T | 4-4 | BUFFALO |
| Dec. 4 | W | 4-2 | Washington |
| Dec. 6 | T | 3-3 | Colorado |
| Dec. 8 | L | 3-5 | LOS ANGELES |
| Dec. 10 | L | 2-6 | Boston |
| Dec. 11 | L | 1-5 | ATLANTA |
| Dec. 14 | L | 2-3 | St. Louis |
| Dec. 17 | W | 5-3 | MONTREAL |
| Dec. 22 | T | 3-3 | Buffalo |
| Dec. 23 | L | 2-6 | TORONTO |
| Dec. 26 | W | 5-4 | Toronto |
| Dec. 28 | T | 2-2 | WASHINGTON |
| Dec. 29 | L | 3-4 | Montreal |
| Dec. 31 | W | 6-3 | CLEVELAND |
| Jan. 2 | L | 2-3 | Washington |
| Jan. 4 | W | 8-3 | VANCOUVER |
| Jan. 7 | T | 3-3 | LOS ANGELES |
| Jan. 9 | W | 5-3 | NY Rangers |
| Jan. 11 | L | 6-8 | MONTREAL |

| DATE | RESULT | SCORE | OPPONENT |
|---------|--------|-------|--------------|
| Jan. 12 | T | 4-4 | Philadelphia |
| Jan. 14 | W | 4-2 | CLEVELAND |
| Jan. 18 | L | 0-1 | Atlanta |
| Jan. 21 | L | 2-5 | WASHINGTON |
| Jan. 22 | W | 3-1 | NY RANGERS |
| Jan. 28 | T | 3-3 | BUFFALO |
| Jan. 29 | L | 2-8 | Boston |
| Jan. 31 | W | 5-3 | Detroit |
| Feb. 1 | W | 6-1 | MINNESOTA |
| Feb. 4 | L | 1-8 | BOSTON |
| Feb. 7 | W | 4-2 | Colorado |
| Feb. 11 | T | 3-3 | Los Angeles |
| Feb. 14 | W | 2-1 | CHICAGO |
| Feb. 18 | T | 1-1 | LOS ANGELES |
| Feb. 19 | T | 2-2 | Chicago |
| Feb. 21 | W | 5-4 | St. Louis |
| Feb. 22 | T | 2-2 | ST. LOUIS |
| Feb. 25 | L | 1-3 | PHILADELPHIA |
| Feb. 26 | T | 4-4 | Buffalo |
| Mar. 1 | L | 2-5 | MONTREAL |
| Mar. 4 | L | 3-6 | NY Islanders |
| Mar. 5 | T | 3-3 | NY ISLANDERS |
| Mar. 8 | W | 5-3 | COLORADO |
| Mar. 11 | L | 1-3 | VANCOUVER |
| Mar. 12 | L | 1-7 | TORONTO |
| Mar. 14 | L | 2-4 | Los Angeles |
| Mar. 15 | L | 4-7 | Vancouver |
| Mar. 18 | W | 3-2 | Toronto |
| Mar. 19 | L | 1-9 | Chicago |
| Mar. 21 | L | 1-7 | Minnesota |
| Mar. 22 | L | 2-5 | COLORADO |
| Mar. 25 | T | 2-2 | DETROIT |
| Mar. 29 | L | 2-6 | Montreal |
| Mar. 30 | L | 3-6 | Boston |
| Apr. 2 | W | 6-3 | TORONTO |
| Apr. 5 | W | 7-2 | MINNESOTA |
| Apr. 6 | L | 4-6 | Detroit |
| Apr. 8 | L | 4-6 | WASHINGTON |
| Apr. 9 | W | 3-2 | Cleveland |

Home games in all CAPS

25-37-18, 4th, Norris Division

1978-79

Highlights

- Penguins record a 10-game unbeaten streak (6-0-4) from Mar. 13 through Mar. 28.
- The Penguins set a then single-season record with 34 road points.
- George Ferguson scores in overtime to eliminate Buffalo from the preliminary round of the playoffs, 2-1.

Transactions

June 13, 1978 - Obtained Randy Carlyle and George Ferguson from Toronto for Dave Burrows and a 1978 sixth-round draft pick.

June 14, 1978 - Obtained Tom Bladon, Orest Kindrachuk and Ross Lonsberry from Philadelphia for 1978 first- and eighth-round draft picks.

Sept. 6, 1978 - Obtained Gregg Sheppard from Boston in a three-way deal, with Pittsburgh sending Jean Pronovost to Atlanta and Atlanta sending Dick Redmond to Boston.

Oct. 18, 1978 - Obtained Rod Schutt from Montreal for a 1981 first-round draft pick.

Feb. 6, 1979 - Obtained Gary McAdam from Buffalo for Dave Schultz.

Goaltenders

| GOALIE | W-L-O | GP | MP | GA | SO | GAA |
|---------------|-----------------|-----------|-------------|------------|----------|-------------|
| Denis Herron | 22-19-12 | 56 | 3203 | 180 | 0 | 3.37 |
| Greg Millen | 14-11-1 | 28 | 1529 | 86 | 2 | 3.38 |
| Gordie Laxton | 0-1-0 | 1 | 60 | 8 | 0 | 8.00 |
| TOTALS | 36-31-13 | 80 | 4800 | 279 | 2 | 3.49 |

Scoring

| PLAYERS | GP | G | A | PTS | PIM |
|------------------|----|----|----|-----|-----|
| Greg Malone | 80 | 35 | 30 | 65 | 52 |
| Orest Kindrachuk | 79 | 18 | 42 | 60 | 84 |
| Peter Lee | 80 | 32 | 26 | 58 | 24 |
| Peter Mahovlich | 60 | 14 | 39 | 53 | 39 |
| George Ferguson | 80 | 21 | 29 | 50 | 37 |
| Randy Carlyle | 70 | 13 | 34 | 47 | 78 |
| Ross Lonsberry | 80 | 24 | 22 | 46 | 38 |
| Rick Kehoe | 57 | 27 | 18 | 45 | 2 |
| Rod Schutt | 74 | 24 | 21 | 45 | 33 |
| Ron Stackhouse | 75 | 10 | 33 | 43 | 54 |
| Gregg Sheppard | 60 | 15 | 22 | 37 | 9 |
| Dale Tallon | 63 | 5 | 24 | 29 | 35 |
| Tom Bladon | 78 | 4 | 23 | 27 | 64 |
| Colin Campbell | 65 | 2 | 18 | 20 | 137 |
| Blair Chapman | 71 | 10 | 8 | 18 | 18 |
| Russ Anderson | 72 | 3 | 13 | 16 | 93 |
| Gary McAdam | 28 | 5 | 9 | 14 | 2 |
| Dave Schultz | 47 | 4 | 9 | 13 | 155 |
| Wayne Bianchin | 40 | 7 | 4 | 11 | 20 |
| Jacques Cossette | 38 | 7 | 2 | 9 | 16 |
| Denis Herron | 56 | 0 | 2 | 2 | 18 |
| Kim Davis | 1 | 1 | 0 | 1 | 0 |
| Bob Paradise | 14 | 0 | 1 | 1 | 4 |
| Gordon Laxton | 1 | 0 | 0 | 0 | 0 |
| Jim Hamilton | 2 | 0 | 0 | 0 | 0 |
| Tom Price | 2 | 0 | 0 | 0 | 4 |
| Lex Hudson | 2 | 0 | 0 | 0 | 0 |
| Mike Meeker | 4 | 0 | 0 | 0 | 5 |
| Brian Spencer | 7 | 0 | 0 | 0 | 0 |
| Greg Millen | 28 | 0 | 0 | 0 | 0 |
| Bench | | | | | 16 |

Games

| DATE | RESULT | SCORE | OPPONENT |
|---------|--------|-------|--------------|
| Oct. 11 | L | 2-3 | TORONTO |
| Oct. 12 | L | 2-8 | Boston |
| Oct. 14 | T | 4-4 | BOSTON |
| Oct. 18 | L | 3-5 | NY ISLANDERS |
| Oct. 19 | L | 1-3 | Philadelphia |
| Oct. 21 | W | 5-1 | WASHINGTON |
| Oct. 25 | T | 6-6 | ST. LOUIS |
| Oct. 28 | L | 2-4 | ATLANTA |
| Oct. 29 | L | 2-3 | NY Rangers |
| Nov. 1 | L | 4-6 | Washington |
| Nov. 3 | L | 0-2 | Atlanta |
| Nov. 4 | W | 7-3 | DETROIT |
| Nov. 8 | W | 6-3 | COLORADO |
| Nov. 9 | T | 4-4 | Buffalo |
| Nov. 11 | L | 1-2 | NY RANGERS |
| Nov. 16 | W | 6-3 | Vancouver |
| Nov. 18 | W | 3-1 | Los Angeles |
| Nov. 22 | L | 2-3 | MONTREAL |
| Nov. 23 | L | 4-8 | Montreal |
| Nov. 25 | L | 1-3 | PHILADELPHIA |
| Nov. 26 | L | 2-8 | Toronto |
| Nov. 29 | W | 5-3 | WASHINGTON |
| Dec. 1 | W | 7-4 | Washington |
| Dec. 2 | W | 5-2 | CHICAGO |
| Dec. 5 | T | 3-3 | NY Islanders |
| Dec. 6 | W | 6-4 | TORONTO |
| Dec. 8 | T | 3-3 | Montreal |
| Dec. 9 | T | 4-4 | BUFFALO |
| Dec. 13 | W | 3-0 | ST. LOUIS |
| Dec. 14 | L | 1-2 | Philadelphia |
| Dec. 16 | W | 6-5 | VANCOUVER |
| Dec. 17 | T | 3-3 | Chicago |
| Dec. 21 | W | 4-1 | Los Angeles |
| Dec. 23 | L | 3-5 | Minnesota |
| Dec. 27 | W | 5-2 | LOS ANGELES |
| Dec. 30 | W | 3-1 | DETROIT |
| Dec. 31 | W | 5-4 | Detroit |
| Jan. 3 | L | 3-5 | VANCOUVER |
| Jan. 5 | T | 3-3 | Atlanta |
| Jan. 6 | L | 3-4 | LOS ANGELES |
| Jan. 10 | W | 3-2 | MONTREAL |

| DATE | RESULT | SCORE | OPPONENT |
|---------|--------|-------|--------------|
| Jan. 13 | W | 5-3 | BOSTON |
| Jan. 14 | W | 5-4 | Buffalo |
| Jan. 16 | W | 5-0 | MINNESOTA |
| Jan. 17 | L | 1-4 | Detroit |
| Jan. 20 | L | 2-5 | WASHINGTON |
| Jan. 24 | L | 1-4 | Los Angeles |
| Jan. 25 | L | 3-5 | Colorado |
| Jan. 27 | W | 5-3 | LOS ANGELES |
| Jan. 31 | L | 1-4 | MONTREAL |
| Feb. 3 | W | 4-2 | DETROIT |
| Feb. 4 | L | 3-8 | Detroit |
| Feb. 15 | W | 6-5 | MINNESOTA |
| Feb. 17 | W | 6-3 | BUFFALO |
| Feb. 18 | L | 2-6 | Detroit |
| Feb. 21 | W | 3-1 | MONTREAL |
| Feb. 22 | L | 0-12 | Montreal |
| Feb. 24 | W | 5-1 | CHICAGO |
| Feb. 25 | T | 2-2 | Chicago |
| Feb. 28 | W | 5-3 | COLORADO |
| Mar. 3 | L | 4-8 | St. Louis |
| Mar. 4 | W | 7-2 | Colorado |
| Mar. 7 | L | 0-4 | LOS ANGELES |
| Mar. 10 | W | 3-2 | PHILADELPHIA |
| Mar. 11 | L | 0-4 | Toronto |
| Mar. 13 | W | 9-3 | Vancouver |
| Mar. 14 | T | 3-3 | Los Angeles |
| Mar. 17 | W | 5-2 | Washington |
| Mar. 18 | W | 5-1 | NY Rangers |
| Mar. 21 | T | 2-2 | WASHINGTON |
| Mar. 22 | W | 3-1 | Boston |
| Mar. 24 | T | 3-3 | NY Islanders |
| Mar. 25 | T | 2-2 | NY ISLANDERS |
| Mar. 27 | W | 5-1 | Minnesota |
| Mar. 28 | W | 7-1 | NY RANGERS |
| Mar. 31 | L | 3-5 | Montreal |
| Apr. 1 | L | 2-7 | ATLANTA |
| Apr. 3 | W | 3-2 | St. Louis |
| Apr. 7 | W | 4-3 | DETROIT |
| Apr. 8 | L | 2-5 | Washington |

Home games in all CAPS

36-31-13, 2nd, Norris Division

1979-80

Highlights

- Greg Malone records six assists vs. Quebec on Nov. 28.
- The Penguins wear black and gold for the first time vs. St. Louis on Jan. 30.
- Olympian Mark Johnson makes his Penguins debut on Mar. 2 vs. the New York Islanders.

Transactions

- Aug. 3, 1979** - Obtained Nick Libett from Detroit for Pete Mahovich.
- Aug. 30, 1979** - Obtained Rob Holland and Pat Hughes from Montreal for Denis Herron and a 1982 second-round draft pick.
- Nov. 13, 1979** - Obtained Bob Stewart from St. Louis for Blair Chapman.

Goaltenders

| GOALIE | W-L-O | GP | MP | GA | SO | GAA |
|---------------|-----------------|-----------|-------------|------------|----------|-------------|
| Nick Ricci | 2-2-0 | 4 | 239 | 14 | 0 | 3.51 |
| Greg Millen | 18-18-7 | 44 | 2581 | 157 | 2 | 3.65 |
| Rob Holland | 10-17-6 | 34 | 1969 | 126 | 1 | 3.84 |
| TOTALS | 30-37-13 | 80 | 4800 | 303 | 3 | 3.79 |

Scoring

| PLAYERS | GP | G | A | PTS | PIM |
|------------------|----|----|----|-----|-----|
| Rick Kehoe | 79 | 30 | 30 | 60 | 4 |
| Greg Malone | 51 | 19 | 32 | 51 | 46 |
| George Ferguson | 73 | 21 | 28 | 49 | 36 |
| Orest Kindrachuk | 52 | 17 | 29 | 46 | 63 |
| Peter Lee | 74 | 16 | 29 | 45 | 20 |
| Gary McAdam | 78 | 19 | 22 | 41 | 63 |
| Rod Schutt | 73 | 18 | 21 | 39 | 43 |
| Gregg Sheppard | 76 | 13 | 24 | 37 | 20 |
| Randy Carlyle | 67 | 8 | 28 | 36 | 45 |
| Ross Lonsberry | 76 | 15 | 18 | 33 | 36 |
| Ron Stackhouse | 78 | 6 | 27 | 33 | 36 |
| Pat Hughes | 76 | 18 | 14 | 32 | 78 |
| Russ Anderson | 76 | 5 | 22 | 27 | 150 |
| Nick Libett | 78 | 14 | 12 | 26 | 14 |
| Paul Marshall | 46 | 9 | 12 | 21 | 9 |
| Mario Faubert | 49 | 5 | 13 | 18 | 31 |
| Dale Tallon | 32 | 5 | 9 | 14 | 18 |
| Bob Stewart | 65 | 3 | 7 | 10 | 52 |
| Kim Davis | 24 | 3 | 7 | 10 | 43 |
| Mark Johnson | 17 | 3 | 5 | 8 | 4 |
| Tom Bladon | 57 | 2 | 6 | 8 | 35 |
| Greg Millen | 44 | 0 | 3 | 3 | 14 |
| Kim Clackson | 46 | 0 | 3 | 3 | 166 |
| Jim Hamilton | 10 | 2 | 0 | 2 | 0 |
| Blair Chapman | 1 | 0 | 0 | 0 | 0 |
| Nick Ricci | 4 | 0 | 0 | 0 | 0 |
| Rob Holland | 34 | 0 | 0 | 0 | 2 |
| Bench | | | | | 10 |

Games

| DATE | RESULT | SCORE | OPPONENT |
|---------|--------|-------|--------------|
| Oct. 10 | W | 4-2 | WINNIPEG |
| Oct. 13 | T | 3-3 | HARTFORD |
| Oct. 14 | W | 4-1 | Boston |
| Oct. 17 | L | 4-5 | LOS ANGELES |
| Oct. 20 | W | 5-1 | WASHINGTON |
| Oct. 21 | L | 3-6 | NY Rangers |
| Oct. 24 | L | 3-7 | Buffalo |
| Oct. 25 | L | 5-8 | Montreal |
| Oct. 31 | W | 4-2 | COLORADO |
| Nov. 3 | T | 3-3 | ATLANTA |
| Nov. 7 | T | 3-3 | MONTREAL |
| Nov. 10 | L | 1-6 | BOSTON |
| Nov. 11 | W | 4-1 | NY Rangers |
| Nov. 15 | T | 3-3 | Los Angeles |
| Nov. 16 | L | 2-5 | Vancouver |
| Nov. 18 | W | 3-2 | Winnipeg |
| Nov. 21 | W | 5-2 | ST. LOUIS |
| Nov. 23 | L | 1-4 | Atlanta |
| Nov. 24 | W | 5-3 | NY RANGERS |
| Nov. 28 | W | 7-2 | QUEBEC |
| Nov. 30 | L | 5-7 | Hartford |
| Dec. 1 | W | 5-4 | COLORADO |
| Dec. 5 | T | 3-3 | VANCOUVER |
| Dec. 7 | W | 5-3 | Washington |
| Dec. 8 | T | 3-3 | CHICAGO |
| Dec. 11 | T | 3-3 | St. Louis |
| Dec. 12 | T | 3-3 | NY ISLANDERS |
| Dec. 15 | T | 3-3 | NY Islanders |
| Dec. 16 | L | 1-4 | Quebec |
| Dec. 19 | T | 0-0 | Chicago |
| Dec. 20 | T | 1-1 | Philadelphia |
| Dec. 22 | L | 3-4 | NY RANGERS |
| Dec. 26 | W | 6-4 | DETROIT |
| Dec. 28 | W | 4-2 | Atlanta |
| Dec. 29 | W | 3-2 | ATLANTA |
| Dec. 31 | L | 2-4 | Minnesota |
| Jan. 2 | W | 5-3 | MONTREAL |
| Jan. 3 | W | 4-3 | NY Islanders |
| Jan. 5 | L | 4-5 | BUFFALO |
| Jan. 7 | L | 5-9 | Toronto |
| Jan. 9 | W | 4-2 | VANCOUVER |

| DATE | RESULT | SCORE | OPPONENT |
|---------|--------|-------|--------------|
| Jan. 12 | L | 2-3 | CHICAGO |
| Jan. 16 | W | 6-4 | TORONTO |
| Jan. 17 | L | 1-7 | Hartford |
| Jan. 19 | L | 2-5 | EDMONTON |
| Jan. 23 | L | 3-4 | Edmonton |
| Jan. 24 | L | 1-4 | Colorado |
| Jan. 26 | L | 4-6 | BOSTON |
| Jan. 27 | W | 5-3 | Boston |
| Jan. 30 | L | 3-4 | ST. LOUIS |
| Jan. 31 | L | 3-4 | Detroit |
| Feb. 2 | L | 0-4 | PHILADELPHIA |
| Feb. 7 | L | 0-9 | Buffalo |
| Feb. 9 | L | 2-5 | MINNESOTA |
| Feb. 10 | L | 2-3 | Chicago |
| Feb. 13 | W | 4-2 | Toronto |
| Feb. 16 | L | 1-8 | Montreal |
| Feb. 17 | L | 5-6 | Philadelphia |
| Feb. 20 | W | 7-5 | DETROIT |
| Feb. 23 | W | 2-1 | QUEBEC |
| Feb. 24 | L | 0-2 | Quebec |
| Feb. 27 | W | 3-2 | WINNIPEG |
| Mar. 2 | T | 0-0 | NY ISLANDERS |
| Mar. 3 | L | 1-5 | St. Louis |
| Mar. 5 | L | 3-5 | TORONTO |
| Mar. 8 | W | 5-4 | EDMONTON |
| Mar. 9 | L | 2-6 | Detroit |
| Mar. 11 | L | 3-4 | PHILADELPHIA |
| Mar. 12 | W | 4-2 | LOS ANGELES |
| Mar. 15 | W | 5-2 | MINNESOTA |
| Mar. 18 | L | 3-4 | Minnesota |
| Mar. 21 | L | 2-9 | Edmonton |
| Mar. 23 | W | 4-2 | Winnipeg |
| Mar. 25 | W | 4-2 | Vancouver |
| Mar. 27 | T | 2-2 | Los Angeles |
| Mar. 28 | L | 0-5 | Colorado |
| Mar. 30 | W | 4-0 | WASHINGTON |
| Apr. 1 | L | 2-6 | Washington |
| Apr. 2 | W | 6-4 | HARTFORD |
| Apr. 5 | L | 1-9 | BUFFALO |

Home games in all CAPS

30-37-13, 3rd, Norris Division

1980-81

Highlights

- Ed Johnston is named head coach on July 15.
- Paul Gardner scores four goals vs. Philadelphia on Dec. 13, becoming the first Penguin to accomplish the feat.
- Rick Kehoe sets a new team record with 55 goals.
- Randy Carlyle is named a First-Team All-Star.
- Rick Kehoe wins the Lady Byng Trophy and Randy Carlyle wins the James Norris Trophy.

Transactions

Nov. 18, 1980 - Obtained Paul Gardner and Dave Burrows from Toronto for Paul Marshall and Kim Davis.

Jan. 2, 1981 - Obtained Gary Rissling from Washington for a 1981 fifth-round draft pick.

Jan. 8, 1981 - Obtained Errol Thompson from Detroit for Gary McAdam.

Mar. 10, 1981 - Obtained Pat Price from Edmonton for Pat Hughes.

Goaltenders

| GOALIE | W-L-O | GP | MP | GA | SO | GAA |
|---------------|-----------------|-----------|-------------|------------|----------|-------------|
| Nick Ricci | 4-5-0 | 9 | 536 | 35 | 0 | 3.92 |
| Greg Millen | 25-27-10 | 63 | 3710 | 258 | 0 | 4.17 |
| Rob Holland | 1-5-3 | 10 | 539 | 45 | 0 | 5.01 |
| TOTALS | 30-37-13 | 80 | 4800 | 345 | 0 | 4.31 |

Scoring

| PLAYERS | GP | G | A | PTS | PIM |
|------------------|----|----|----|-----|-----|
| Rick Kehoe | 80 | 55 | 33 | 88 | 6 |
| Randy Carlyle | 76 | 16 | 67 | 83 | 136 |
| Paul Gardner | 62 | 34 | 40 | 74 | 59 |
| Peter Lee | 80 | 30 | 34 | 64 | 86 |
| Rod Schutt | 80 | 25 | 35 | 60 | 55 |
| Mario Faubert | 72 | 8 | 44 | 52 | 118 |
| Greg Malone | 62 | 21 | 29 | 50 | 68 |
| Ross Lonsberry | 80 | 17 | 33 | 50 | 76 |
| George Ferguson | 79 | 25 | 18 | 43 | 42 |
| Ron Stackhouse | 74 | 6 | 29 | 35 | 86 |
| Mark Johnson | 73 | 10 | 23 | 33 | 50 |
| Gregg Sheppard | 47 | 11 | 17 | 28 | 49 |
| Pat Hughes | 58 | 10 | 9 | 19 | 161 |
| Paul Baxter | 51 | 5 | 14 | 19 | 204 |
| Russ Anderson | 34 | 3 | 14 | 17 | 112 |
| Errol Thompson | 34 | 6 | 8 | 14 | 12 |
| Nick Libett | 43 | 6 | 6 | 12 | 4 |
| Orest Kindrachuk | 13 | 3 | 9 | 12 | 34 |
| Gary McAdam | 34 | 3 | 9 | 12 | 30 |
| Pat Price | 13 | 0 | 10 | 10 | 33 |
| Marc Chorney | 8 | 1 | 6 | 7 | 14 |
| Jim Hamilton | 20 | 1 | 6 | 7 | 18 |
| Paul Marshall | 13 | 3 | 0 | 3 | 4 |
| Mike Bullard | 15 | 1 | 2 | 3 | 19 |
| Dave Burrows | 53 | 0 | 2 | 2 | 28 |
| Greg Millen | 63 | 0 | 2 | 2 | 6 |
| Kim Davis | 8 | 1 | 0 | 1 | 4 |
| Gary Rissling | 25 | 1 | 0 | 1 | 143 |
| Bennett Wolf | 24 | 0 | 1 | 1 | 94 |
| Gilles Lupien | 31 | 0 | 1 | 1 | 34 |
| Tony Feltrin | 2 | 0 | 0 | 0 | 0 |
| Nick Ricci | 9 | 0 | 0 | 0 | 2 |
| Rob Holland | 10 | 0 | 0 | 0 | 0 |

Games

| DATE | RESULT | SCORE | OPPONENT |
|---------|--------|-------|--------------|
| Oct. 9 | L | 4-7 | Philadelphia |
| Oct. 11 | W | 5-4 | WINNIPEG |
| Oct. 12 | W | 6-3 | NY Rangers |
| Oct. 15 | L | 2-5 | HARTFORD |
| Oct. 18 | L | 2-4 | BUFFALO |
| Oct. 21 | L | 5-8 | Toronto |
| Oct. 22 | W | 9-3 | ST. LOUIS |
| Oct. 25 | L | 2-8 | CALGARY |
| Oct. 29 | T | 1-1 | Buffalo |
| Oct. 31 | W | 6-5 | Winnipeg |
| Nov. 1 | L | 3-6 | Minnesota |
| Nov. 3 | T | 4-4 | Edmonton |
| Nov. 5 | L | 1-2 | TORONTO |
| Nov. 8 | W | 5-3 | DETROIT |
| Nov. 9 | L | 4-7 | Boston |
| Nov. 12 | L | 1-3 | WASHINGTON |
| Nov. 14 | T | 3-3 | NY Rangers |
| Nov. 15 | L | 4-7 | BOSTON |
| Nov. 19 | L | 2-3 | MINNESOTA |
| Nov. 22 | W | 4-2 | COLORADO |
| Nov. 26 | L | 4-7 | VANCOUVER |
| Nov. 27 | T | 3-3 | Boston |
| Nov. 29 | L | 2-4 | NY RANGERS |
| Dec. 3 | T | 4-4 | Toronto |
| Dec. 4 | W | 3-2 | Montreal |
| Dec. 6 | W | 6-4 | CHICAGO |
| Dec. 7 | L | 1-10 | Buffalo |
| Dec. 10 | W | 4-3 | MONTREAL |
| Dec. 12 | W | 6-2 | Washington |
| Dec. 13 | L | 5-6 | PHILADELPHIA |
| Dec. 17 | T | 3-3 | Los Angeles |
| Dec. 19 | L | 4-10 | Vancouver |
| Dec. 20 | T | 3-3 | Calgary |
| Dec. 23 | L | 3-6 | St. Louis |
| Dec. 26 | L | 7-9 | Hartford |
| Dec. 27 | W | 6-4 | QUEBEC |
| Dec. 31 | L | 1-3 | Detroit |
| Jan. 3 | W | 6-4 | DETROIT |
| Jan. 4 | L | 2-3 | Chicago |
| Jan. 7 | W | 7-3 | NY ISLANDERS |
| Jan. 8 | L | 2-4 | Montreal |

| DATE | RESULT | SCORE | OPPONENT |
|---------|--------|-------|--------------|
| Jan. 10 | L | 3-5 | CHICAGO |
| Jan. 13 | L | 3-6 | NY Islanders |
| Jan. 14 | W | 6-3 | ST. LOUIS |
| Jan. 17 | W | 5-4 | LOS ANGELES |
| Jan. 21 | L | 0-5 | PHILADELPHIA |
| Jan. 24 | W | 4-3 | CALGARY |
| Jan. 27 | L | 1-7 | St. Louis |
| Jan. 28 | W | 3-1 | MINNESOTA |
| Jan. 31 | T | 4-4 | WASHINGTON |
| Feb. 2 | L | 4-8 | Chicago |
| Feb. 4 | W | 3-2 | Winnipeg |
| Feb. 6 | L | 4-6 | Colorado |
| Feb. 7 | L | 4-5 | Calgary |
| Feb. 12 | W | 5-3 | NY ISLANDERS |
| Feb. 14 | T | 2-2 | VANCOUVER |
| Feb. 17 | L | 1-4 | Philadelphia |
| Feb. 19 | W | 6-2 | HARTFORD |
| Feb. 21 | L | 1-6 | BUFFALO |
| Feb. 22 | W | 9-4 | COLORADO |
| Feb. 25 | W | 4-3 | WINNIPEG |
| Feb. 26 | W | 7-5 | Washington |
| Feb. 28 | W | 6-4 | NY RANGERS |
| Mar. 2 | W | 5-4 | Quebec |
| Mar. 4 | W | 6-5 | LOS ANGELES |
| Mar. 7 | L | 5-8 | Minnesota |
| Mar. 8 | W | 6-4 | EDMONTON |
| Mar. 11 | L | 1-2 | MONTREAL |
| Mar. 14 | T | 3-3 | QUEBEC |
| Mar. 16 | L | 6-7 | Edmonton |
| Mar. 17 | L | 3-4 | Vancouver |
| Mar. 19 | T | 4-4 | Los Angeles |
| Mar. 21 | W | 3-1 | Colorado |
| Mar. 25 | W | 5-2 | TORONTO |
| Mar. 28 | T | 4-4 | NY Islanders |
| Mar. 29 | L | 2-5 | EDMONTON |
| Mar. 31 | L | 1-5 | Quebec |
| Apr. 2 | T | 1-1 | Detroit |
| Apr. 4 | L | 2-5 | BOSTON |
| Apr. 5 | W | 5-4 | Hartford |

Home games in all CAPS

30-37-13, 3rd, Norris Division

1981-82

Highlights

- Michel Dion is named the starting goaltender in the NHL All-Star Game.
- Pittsburgh breaks the New York Islanders' then NHL-record 15-game winning streak with a 4-3 victory on Feb. 21.
- Mike Bullard's 37 goals are the most by a Penguins rookie.
- Paul Baxter sets a team record with 409 penalty minutes.

Transactions

June 29, 1981 - Obtained Pat Boutette and Kevin McClelland from Hartford as compensation for Hartford signing free agent Greg Millen.

Dec. 29, 1981 - Obtained Rick MacLeish from Hartford for Russ Anderson and a 1983 eighth-round draft pick.

Feb. 14, 1982 - Obtained Gary Edwards from St. Louis for a 1984 eighth-round draft pick.

Mar. 2, 1982 - Obtained a 1982 second-round draft pick from Minnesota for Mark Johnson.

Goaltenders

| GOALIE | W-L-O | GP | MP | GA | SO | GAA |
|---------------|-----------------|-----------|-------------|------------|----------|-------------|
| Gary Edwards | 3-2-1 | 6 | 359 | 22 | 1 | 3.68 |
| Michel Dion | 25-24-12 | 62 | 3572 | 226 | 0 | 3.80 |
| Nick Ricci | 0-3-0 | 3 | 158 | 14 | 0 | 5.32 |
| Paul Harrison | 3-7-0 | 13 | 698 | 64 | 0 | 5.51 |
| TOTALS | 31-36-13 | 80 | 4800 | 337 | 1 | 4.21 |

Scoring

| PLAYERS | GP | G | A | PTS | PIM |
|-------------------|----|----|----|-----|-----|
| Rick Kehoe | 71 | 33 | 52 | 85 | 8 |
| Randy Carlyle | 73 | 11 | 64 | 75 | 131 |
| Pat Boutette | 80 | 23 | 51 | 74 | 230 |
| Paul Gardner | 59 | 36 | 33 | 69 | 28 |
| Mike Bullard | 75 | 36 | 27 | 63 | 91 |
| George Ferguson | 71 | 22 | 31 | 53 | 45 |
| Paul Baxter | 76 | 9 | 34 | 43 | 409 |
| Greg Malone | 78 | 15 | 24 | 39 | 125 |
| Pat Price | 77 | 7 | 31 | 38 | 322 |
| Peter Lee | 74 | 18 | 16 | 34 | 98 |
| Rick MacLeish | 40 | 13 | 12 | 25 | 28 |
| Doug Shedden | 38 | 10 | 15 | 25 | 12 |
| Gregg Sheppard | 58 | 11 | 10 | 21 | 35 |
| Mark Johnson | 46 | 10 | 11 | 21 | 30 |
| Rod Schutt | 35 | 9 | 12 | 21 | 42 |
| Ron Stackhouse | 76 | 2 | 19 | 21 | 102 |
| Bob Simpson | 26 | 9 | 9 | 18 | 4 |
| Steve Gatzos | 16 | 6 | 8 | 14 | 14 |
| Pat Graham | 42 | 6 | 8 | 14 | 55 |
| Andre St. Laurent | 18 | 8 | 5 | 13 | 4 |
| Mario Faubert | 14 | 4 | 8 | 12 | 14 |
| Greg Hotham | 25 | 4 | 6 | 10 | 16 |
| Jim Hamilton | 11 | 5 | 3 | 8 | 2 |
| Paul Mulvey | 27 | 1 | 7 | 8 | 76 |
| Marc Chorney | 60 | 1 | 6 | 7 | 63 |
| Kevin McClelland | 10 | 1 | 4 | 5 | 4 |
| Randy Boyd | 23 | 0 | 2 | 2 | 49 |
| Russ Anderson | 31 | 0 | 1 | 1 | 98 |
| Michel Dion | 62 | 0 | 1 | 1 | 4 |
| Dave Hannan | 1 | 0 | 0 | 0 | 0 |
| Bennett Wolf | 1 | 0 | 0 | 0 | 2 |
| Nick Ricci | 3 | 0 | 0 | 0 | 0 |
| Tony Feltrin | 4 | 0 | 0 | 0 | 4 |
| Gary Edwards | 6 | 0 | 0 | 0 | 2 |
| Paul Harrison | 13 | 0 | 0 | 0 | 0 |
| Gary Rissling | 16 | 0 | 0 | 0 | 55 |
| Bench | | | | | 10 |

Games

| DATE | RESULT | SCORE | OPPONENT |
|---------|--------|-------|--------------|
| Oct. 6 | L | 2-6 | St. Louis |
| Oct. 7 | T | 5-5 | Chicago |
| Oct. 10 | W | 2-1 | QUEBEC |
| Oct. 11 | L | 2-8 | Philadelphia |
| Oct. 14 | L | 1-4 | NY ISLANDERS |
| Oct. 17 | W | 5-2 | MINNESOTA |
| Oct. 18 | L | 2-3 | Detroit |
| Oct. 20 | W | 5-3 | COLORADO |
| Oct. 22 | T | 3-3 | Calgary |
| Oct. 23 | L | 3-8 | Edmonton |
| Oct. 25 | W | 6-4 | Vancouver |
| Oct. 28 | L | 3-5 | TORONTO |
| Oct. 29 | L | 4-6 | Philadelphia |
| Oct. 31 | W | 3-1 | BUFFALO |
| Nov. 4 | W | 6-3 | NY RANGERS |
| Nov. 7 | W | 7-2 | PHILADELPHIA |
| Nov. 11 | W | 3-2 | Washington |
| Nov. 14 | T | 3-3 | Boston |
| Nov. 18 | W | 6-1 | ST. LOUIS |
| Nov. 20 | T | 3-3 | TORONTO |
| Nov. 21 | L | 5-9 | Montreal |
| Nov. 24 | W | 7-1 | Quebec |
| Nov. 25 | W | 2-1 | MONTREAL |
| Nov. 28 | W | 5-3 | DETROIT |
| Dec. 2 | W | 4-2 | WINNIPEG |
| Dec. 5 | L | 1-3 | St. Louis |
| Dec. 6 | L | 4-7 | Buffalo |
| Dec. 9 | L | 1-4 | PHILADELPHIA |
| Dec. 12 | W | 7-4 | WASHINGTON |
| Dec. 14 | L | 4-5 | NY Rangers |
| Dec. 16 | W | 7-6 | LOS ANGELES |
| Dec. 19 | T | 3-3 | NY RANGERS |
| Dec. 20 | L | 1-3 | Philadelphia |
| Dec. 23 | T | 4-4 | Toronto |
| Dec. 26 | L | 5-7 | BUFFALO |
| Dec. 27 | L | 3-5 | NY Rangers |
| Dec. 30 | W | 6-2 | WASHINGTON |
| Jan. 2 | W | 9-4 | HARTFORD |
| Jan. 3 | W | 6-4 | Hartford |
| Jan. 6 | L | 3-6 | Chicago |
| Jan. 7 | L | 4-5 | Detroit |

| DATE | RESULT | SCORE | OPPONENT |
|---------|--------|-------|--------------|
| Jan. 9 | W | 4-3 | VANCOUVER |
| Jan. 13 | L | 1-6 | Winnipeg |
| Jan. 16 | L | 0-4 | Calgary |
| Jan. 17 | T | 3-3 | Vancouver |
| Jan. 20 | W | 5-4 | BOSTON |
| Jan. 21 | L | 1-6 | NY Islanders |
| Jan. 23 | T | 5-5 | PHILADELPHIA |
| Jan. 26 | L | 2-9 | NY Islanders |
| Jan. 27 | L | 3-6 | NY ISLANDERS |
| Jan. 30 | W | 2-1 | WINNIPEG |
| Jan. 31 | L | 3-8 | Washington |
| Feb. 3 | L | 6-9 | MINNESOTA |
| Feb. 6 | L | 4-6 | WASHINGTON |
| Feb. 7 | L | 4-5 | Philadelphia |
| Feb. 10 | T | 3-3 | HARTFORD |
| Feb. 11 | L | 2-4 | Montreal |
| Feb. 13 | T | 3-3 | LOS ANGELES |
| Feb. 16 | L | 2-6 | NY Islanders |
| Feb. 17 | L | 3-5 | NY RANGERS |
| Feb. 20 | W | 6-5 | PHILADELPHIA |
| Feb. 21 | W | 4-3 | NY ISLANDERS |
| Feb. 25 | L | 2-4 | NY Islanders |
| Feb. 27 | L | 1-4 | EDMONTON |
| Feb. 28 | W | 4-2 | NY Rangers |
| Mar. 3 | L | 2-3 | BOSTON |
| Mar. 6 | W | 6-4 | Quebec |
| Mar. 7 | T | 4-4 | CALGARY |
| Mar. 10 | W | 7-2 | Washington |
| Mar. 13 | W | 6-2 | COLORADO |
| Mar. 15 | L | 3-4 | Minnesota |
| Mar. 17 | L | 4-10 | Edmonton |
| Mar. 20 | L | 5-7 | Los Angeles |
| Mar. 21 | W | 6-0 | Colorado |
| Mar. 24 | L | 2-7 | NY RANGERS |
| Mar. 27 | T | 3-3 | CHICAGO |
| Mar. 28 | W | 6-5 | Washington |
| Mar. 31 | T | 4-4 | WASHINGTON |
| Apr. 2 | W | 7-5 | NY Rangers |
| Apr. 4 | W | 7-2 | NY ISLANDERS |

Home games in all CAPS

31-36-13, 4th, Patrick Division

1982-83

Highlights

- Pat Boutette records hat tricks on Oct. 12 vs. Vancouver and Oct. 27 vs. Washington.
- Denis Herron records his fourth shutout as a Penguin in a 0-0 tie with Philadelphia on Dec. 4.
- Rick Kehoe is named to the Prince of Wales Conference All-Star Team.

Transactions

Sept. 15, 1982 - Obtained Denis Herron from Montreal for a 1985 third-round draft pick.

Oct. 28, 1982 - Obtained Ron Meighan, Anders Hakansson and a 1983 first-round draft pick from Minnesota for George Ferguson and a 1983 first-round draft pick.

Nov. 8, 1982 - Obtained Stan Jonathan from Boston for future considerations.

Goaltenders

| GOALIE | W-L-O | GP | MP | GA | SO | GAA |
|----------------|----------------|-----------|-------------|------------|----------|-------------|
| Michel Dion | 12-30-4 | 49 | 2780 | 198 | 0 | 4.27 |
| Denis Herron | 5-18-5 | 31 | 1705 | 151 | 1 | 5.31 |
| Nick Ricci | 1-2-0 | 3 | 147 | 16 | 0 | 6.53 |
| Roberto Romano | 0-3-0 | 3 | 155 | 18 | 0 | 6.97 |
| TOTALS | 18-53-9 | 80 | 4800 | 394 | 1 | 4.93 |

Scoring

| PLAYERS | GP | G | A | PTS | PIM |
|-------------------|----|----|----|-----|-----|
| Doug Shedden | 80 | 24 | 43 | 67 | 54 |
| Rick Kehoe | 75 | 29 | 36 | 65 | 12 |
| Greg Malone | 80 | 17 | 44 | 61 | 82 |
| Pat Boutette | 80 | 27 | 29 | 56 | 152 |
| Randy Carlyle | 61 | 15 | 41 | 56 | 110 |
| Paul Gardner | 70 | 28 | 27 | 55 | 12 |
| Mike Bullard | 57 | 22 | 22 | 44 | 60 |
| Dave Hannan | 74 | 11 | 22 | 33 | 127 |
| Paul Baxter | 75 | 11 | 21 | 32 | 238 |
| Greg Hotham | 58 | 2 | 30 | 32 | 39 |
| Peter Lee | 63 | 13 | 13 | 26 | 10 |
| Andre St. Laurent | 70 | 13 | 9 | 22 | 105 |
| Anders Hakansson | 62 | 9 | 12 | 21 | 26 |
| Randy Boyd | 56 | 4 | 14 | 18 | 71 |
| Steve Gatzos | 44 | 6 | 7 | 13 | 52 |
| Pat Price | 38 | 1 | 11 | 12 | 104 |
| Kevin McClelland | 38 | 5 | 4 | 9 | 73 |
| Gary Rissling | 40 | 5 | 4 | 9 | 128 |
| Marc Chorney | 67 | 3 | 5 | 8 | 66 |
| Ron Meighan | 41 | 2 | 6 | 8 | 16 |
| Tony Feltrin | 32 | 3 | 3 | 6 | 40 |
| Pat Graham | 20 | 1 | 5 | 6 | 16 |
| Tim Hrynewich | 30 | 2 | 3 | 5 | 48 |
| Doug Lecuyer | 12 | 1 | 4 | 5 | 12 |
| Rick MacLeish | 6 | 0 | 5 | 5 | 2 |
| Rod Buskas | 41 | 2 | 2 | 4 | 102 |
| Stan Jonathan | 19 | 0 | 3 | 3 | 13 |
| Jim Hamilton | 5 | 0 | 2 | 2 | 2 |
| Michel Dion | 49 | 0 | 2 | 2 | 8 |
| Bob Simpson | 4 | 1 | 0 | 1 | 0 |
| Denis Herron | 31 | 0 | 1 | 1 | 0 |
| Rob Garner | 1 | 0 | 0 | 0 | 0 |
| Brian Lundberg | 1 | 0 | 0 | 0 | 2 |
| Nick Ricci | 3 | 0 | 0 | 0 | 0 |
| Roberto Romano | 3 | 0 | 0 | 0 | 0 |
| Rich Sutter | 4 | 0 | 0 | 0 | 0 |
| Rod Schutt | 5 | 0 | 0 | 0 | 0 |
| Bennett Wolf | 5 | 0 | 0 | 0 | 37 |
| Ian Turnbull | 6 | 0 | 0 | 0 | 4 |
| George Ferguson | 7 | 0 | 0 | 0 | 2 |
| Bench | | | | | 20 |

Games

| DATE | RESULT | SCORE | OPPONENT |
|---------|--------|-------|--------------|
| Oct. 5 | T | 3-3 | New Jersey |
| Oct. 9 | L | 3-5 | NY RANGERS |
| Oct. 10 | L | 3-4 | Boston |
| Oct. 12 | W | 5-4 | VANCOUVER |
| Oct. 14 | L | 0-9 | NY Islanders |
| Oct. 16 | L | 5-6 | NEW JERSEY |
| Oct. 20 | L | 3-5 | ST. LOUIS |
| Oct. 21 | L | 4-8 | Quebec |
| Oct. 23 | W | 4-2 | PHILADELPHIA |
| Oct. 27 | W | 7-5 | WASHINGTON |
| Oct. 28 | L | 2-9 | Philadelphia |
| Oct. 30 | L | 1-4 | CALGARY |
| Oct. 31 | L | 2-6 | NY Rangers |
| Nov. 2 | W | 3-1 | NY Islanders |
| Nov. 4 | T | 4-4 | New Jersey |
| Nov. 6 | L | 2-6 | Los Angeles |
| Nov. 10 | W | 5-4 | EDMONTON |
| Nov. 13 | L | 1-3 | CALGARY |
| Nov. 14 | T | 6-6 | Buffalo |
| Nov. 17 | W | 4-3 | HARTFORD |
| Nov. 20 | W | 4-3 | BOSTON |
| Nov. 24 | W | 4-3 | TORONTO |
| Nov. 26 | T | 6-6 | Minnesota |
| Nov. 27 | L | 3-5 | St. Louis |
| Dec. 1 | L | 2-4 | CHICAGO |
| Dec. 2 | L | 4-5 | Washington |
| Dec. 4 | T | 0-0 | PHILADELPHIA |
| Dec. 8 | W | 4-2 | BUFFALO |
| Dec. 11 | L | 4-7 | QUEBEC |
| Dec. 12 | L | 3-4 | Philadelphia |
| Dec. 15 | T | 4-4 | DETROIT |
| Dec. 18 | L | 1-3 | WASHINGTON |
| Dec. 20 | L | 3-6 | NY Rangers |
| Dec. 21 | W | 3-2 | Hartford |
| Dec. 23 | L | 4-6 | Detroit |
| Dec. 26 | W | 4-3 | NY RANGERS |
| Dec. 28 | L | 3-6 | Washington |
| Dec. 29 | L | 5-6 | ST. LOUIS |
| Jan. 1 | W | 2-1 | NY ISLANDERS |
| Jan. 2 | L | 1-5 | Montreal |
| Jan. 7 | L | 2-7 | Edmonton |

| DATE | RESULT | SCORE | OPPONENT |
|---------|--------|-------|--------------|
| Jan. 9 | L | 3-4 | Winnipeg |
| Jan. 12 | L | 0-7 | MINNESOTA |
| Jan. 13 | L | 1-8 | Philadelphia |
| Jan. 15 | L | 7-8 | MONTREAL |
| Jan. 19 | T | 1-1 | NEW JERSEY |
| Jan. 22 | L | 3-7 | QUEBEC |
| Jan. 24 | L | 2-8 | Toronto |
| Jan. 26 | L | 2-6 | WASHINGTON |
| Jan. 28 | L | 2-7 | Washington |
| Jan. 29 | L | 1-2 | NY RANGERS |
| Jan. 31 | L | 2-3 | New Jersey |
| Feb. 2 | L | 4-7 | Chicago |
| Feb. 4 | L | 4-6 | Winnipeg |
| Feb. 5 | L | 4-7 | Calgary |
| Feb. 9 | L | 2-6 | VANCOUVER |
| Feb. 10 | L | 3-7 | Boston |
| Feb. 12 | W | 6-4 | LOS ANGELES |
| Feb. 15 | L | 3-7 | DETROIT |
| Feb. 17 | L | 1-4 | NY Islanders |
| Feb. 19 | L | 7-10 | EDMONTON |
| Feb. 21 | L | 2-4 | Toronto |
| Feb. 23 | W | 6-4 | WINNIPEG |
| Feb. 24 | L | 3-6 | Philadelphia |
| Feb. 26 | W | 5-4 | NEW JERSEY |
| Feb. 28 | L | 3-9 | NY Rangers |
| Mar. 1 | T | 3-3 | NY RANGERS |
| Mar. 4 | L | 2-10 | Buffalo |
| Mar. 6 | L | 3-5 | PHILADELPHIA |
| Mar. 10 | L | 3-4 | NY ISLANDERS |
| Mar. 12 | W | 7-2 | Hartford |
| Mar. 13 | L | 3-4 | CHICAGO |
| Mar. 16 | L | 2-3 | Minnesota |
| Mar. 19 | W | 7-4 | Los Angeles |
| Mar. 21 | L | 3-7 | Vancouver |
| Mar. 26 | T | 4-4 | Washington |
| Mar. 27 | L | 1-4 | NY ISLANDERS |
| Mar. 30 | W | 3-2 | MONTREAL |
| Apr. 2 | L | 3-6 | NY Islanders |
| Apr. 3 | L | 3-5 | NEW JERSEY |

Home games in all CAPS

18-53-9, 6th, Patrick Division

1983-84

Highlights

- Lou Angotti is named head coach on July 20.
- Mike Bullard records 51 goals, the fourth Penguin to hit the 50-goal mark.

Transactions

Aug. 15, 1983 - Obtained Rocky Saganiuk and Vincent Tremblay from Toronto for Nick Ricci and Pat Graham.

Sept. 9, 1983 - Obtained Kevin Stevens from Los Angeles for Anders Hakansson.

Sept. 30, 1983 - Obtained a 1985 fifth-round draft pick from Hartford for Greg Malone.

Oct. 23, 1983 - Obtained Andy Brickley, Ron Flockhart, Mark Taylor and 1984 first- and third-round draft picks from Philadelphia for Rich Sutter and 1984 second- and third-round draft picks.

Dec. 5, 1983 - Obtained Tom Roulston from Edmonton for Kevin McClelland and a 1984 sixth-round draft pick.

Dec. 6, 1983 - Obtained Greg Fox from Chicago for Randy Boyd.

Mar. 5, 1984 - Obtained Moe Mantha and a 1984 first-round draft pick from Winnipeg for Randy Carlyle.

Goaltenders

| GOALIE | W-L-O | GP | MP | GA | SO | GAA |
|------------------|----------------|-----------|-------------|------------|----------|-------------|
| Denis Herron | 8-24-2 | 38 | 2017 | 138 | 1 | 4.10 |
| Roberto Romano | 6-11-0 | 18 | 1018 | 78 | 1 | 4.60 |
| Michel Dion | 2-19-4 | 30 | 1551 | 138 | 0 | 5.34 |
| Vincent Tremblay | 0-4-0 | 4 | 239 | 24 | 0 | 6.02 |
| TOTALS | 16-58-6 | 80 | 4800 | 390 | 2 | 4.68 |

Scoring

| PLAYERS | GP | G | A | PTS | PIM |
|-------------------|----|----|----|-----|-----|
| Mike Bullard | 76 | 51 | 41 | 92 | 57 |
| Doug Shedden | 67 | 22 | 35 | 57 | 20 |
| Mark Taylor | 59 | 24 | 31 | 55 | 24 |
| Ron Flockhart | 68 | 27 | 18 | 45 | 40 |
| Rick Kehoe | 57 | 18 | 27 | 45 | 8 |
| Pat Boutette | 73 | 14 | 26 | 40 | 142 |
| Andy Brickley | 50 | 18 | 20 | 38 | 9 |
| Greg Hotham | 76 | 5 | 25 | 30 | 59 |
| Tom Roulston | 53 | 11 | 17 | 28 | 8 |
| Randy Carlyle | 50 | 3 | 23 | 26 | 82 |
| Bob Errey | 65 | 9 | 13 | 22 | 29 |
| Kevin McCarthy | 31 | 4 | 16 | 20 | 52 |
| Norm Schmidt | 34 | 6 | 12 | 18 | 12 |
| Gary Rissling | 47 | 4 | 13 | 17 | 297 |
| Bryan Maxwell | 45 | 3 | 12 | 15 | 84 |
| Tom O'Regan | 51 | 4 | 10 | 14 | 8 |
| Tim Hrynewich | 25 | 4 | 5 | 9 | 34 |
| Marty McSorley | 72 | 2 | 7 | 9 | 224 |
| Tom Thornbury | 14 | 1 | 8 | 9 | 16 |
| Warren Young | 15 | 1 | 7 | 8 | 19 |
| Greg Fox | 49 | 2 | 5 | 7 | 66 |
| Steve Gatzos | 23 | 3 | 3 | 6 | 15 |
| Kevin McClelland | 24 | 2 | 4 | 6 | 62 |
| Rod Buskas | 47 | 2 | 4 | 6 | 60 |
| Bob Gladney | 13 | 1 | 5 | 6 | 2 |
| Ted Bulley | 26 | 3 | 2 | 5 | 12 |
| Dave Hannan | 24 | 2 | 3 | 5 | 33 |
| Paul Gardner | 16 | 0 | 5 | 5 | 6 |
| Jim Hamilton | 11 | 2 | 2 | 4 | 4 |
| Rod Schutt | 11 | 1 | 3 | 4 | 4 |
| Rocky Saganiuk | 29 | 1 | 3 | 4 | 37 |
| Darren Lowe | 8 | 1 | 2 | 3 | 0 |
| Andre St. Laurent | 8 | 2 | 0 | 2 | 21 |
| Mitch Lamoureux | 8 | 1 | 1 | 2 | 6 |
| Tim Tookey | 8 | 0 | 2 | 2 | 2 |
| Dean DeFazio | 22 | 0 | 2 | 2 | 28 |
| Greg Tebbutt | 24 | 0 | 2 | 2 | 31 |
| Marc Chorney | 4 | 0 | 1 | 1 | 8 |
| Phil Bourque | 5 | 0 | 1 | 1 | 12 |
| Randy Boyd | 5 | 0 | 1 | 1 | 6 |
| Michel Dion | 30 | 0 | 1 | 1 | 2 |
| Grant Sasser | 3 | 0 | 0 | 0 | 0 |
| Vincent Tremblay | 4 | 0 | 0 | 0 | 2 |
| Rich Sutter | 5 | 0 | 0 | 0 | 0 |
| Todd Charlesworth | 10 | 0 | 0 | 0 | 8 |
| Troy Loney | 13 | 0 | 0 | 0 | 9 |
| Roberto Romano | 18 | 0 | 0 | 0 | 0 |
| Denis Herron | 38 | 0 | 0 | 0 | 21 |
| Bench | | | | | 14 |

Games

| DATE | RESULT | SCORE | OPPONENT |
|---------|--------|-------|--------------|
| Oct. 4 | L | 3-5 | St. Louis |
| Oct. 8 | L | 1-6 | NY RANGERS |
| Oct. 9 | L | 1-7 | Philadelphia |
| Oct. 12 | L | 3-4* | WINNIPEG |
| Oct. 14 | W | 4-0 | Washington |
| Oct. 15 | L | 4-6 | HARTFORD |
| Oct. 18 | L | 1-3 | BUFFALO |
| Oct. 22 | L | 1-6 | BOSTON |
| Oct. 25 | L | 0-1 | WASHINGTON |
| Oct. 27 | W | 4-2 | Chicago |
| Oct. 29 | L | 1-3 | PHILADELPHIA |
| Oct. 30 | W | 5-3 | New Jersey |
| Nov. 2 | W | 6-3 | Winnipeg |
| Nov. 3 | T | 3-3* | Calgary |
| Nov. 5 | L | 3-7 | Edmonton |
| Nov. 8 | T | 4-4* | CALGARY |
| Nov. 11 | L | 5-6 | NY ISLANDERS |
| Nov. 12 | W | 4-2 | NY Islanders |
| Nov. 16 | L | 2-3 | TORONTO |
| Nov. 19 | T | 4-4* | ST. LOUIS |
| Nov. 20 | L | 4-5* | Philadelphia |
| Nov. 23 | W | 4-1 | NEW JERSEY |
| Nov. 25 | L | 2-5 | Detroit |
| Nov. 26 | L | 4-7 | DETROIT |
| Nov. 29 | L | 4-6 | Minnesota |
| Dec. 1 | L | 4-6 | MINNESOTA |
| Dec. 3 | L | 3-6 | PHILADELPHIA |
| Dec. 6 | L | 3-5 | BOSTON |
| Dec. 11 | T | 3-3* | MONTREAL |
| Dec. 13 | W | 3-2 | HARTFORD |
| Dec. 15 | L | 1-3 | Montreal |
| Dec. 17 | L | 5-6 | LOS ANGELES |
| Dec. 18 | T | 3-3* | Toronto |
| Dec. 20 | L | 3-11 | NY Islanders |
| Dec. 21 | L | 1-6 | NY Rangers |
| Dec. 23 | W | 6-5* | New Jersey |
| Dec. 26 | W | 7-4 | NY RANGERS |
| Dec. 31 | L | 0-2 | St. Louis |
| Jan. 3 | L | 5-7 | PHILADELPHIA |
| Jan. 6 | L | 1-3 | New Jersey |
| Jan. 7 | L | 4-7 | NEW JERSEY |

| DATE | RESULT | SCORE | OPPONENT |
|---------|--------|-------|--------------|
| Jan. 10 | L | 1-7 | Quebec |
| Jan. 14 | L | 3-7 | Boston |
| Jan. 15 | L | 0-2 | Chicago |
| Jan. 18 | L | 4-5* | WINNIPEG |
| Jan. 20 | W | 6-3 | NY Rangers |
| Jan. 21 | L | 2-3 | WASHINGTON |
| Jan. 25 | L | 3-6 | NY RANGERS |
| Jan. 28 | L | 2-5 | Montreal |
| Jan. 29 | L | 3-7 | Buffalo |
| Feb. 1 | W | 4-0 | MINNESOTA |
| Feb. 4 | L | 5-6 | NY Islanders |
| Feb. 5 | L | 4-5 | NY ISLANDERS |
| Feb. 8 | L | 5-6* | BUFFALO |
| Feb. 9 | L | 3-9 | Detroit |
| Feb. 11 | W | 3-2 | NEW JERSEY |
| Feb. 13 | L | 1-6 | Quebec |
| Feb. 16 | L | 3-10 | Calgary |
| Feb. 17 | W | 4-1 | Vancouver |
| Feb. 19 | L | 3-7 | Edmonton |
| Feb. 22 | L | 2-9 | EDMONTON |
| Feb. 25 | T | 3-3* | CHICAGO |
| Feb. 26 | L | 3-4* | NY Rangers |
| Feb. 29 | L | 5-9 | VANCOUVER |
| Mar. 1 | L | 1-9 | Washington |
| Mar. 3 | W | 4-3 | LOS ANGELES |
| Mar. 5 | L | 2-5 | WASHINGTON |
| Mar. 6 | L | 5-6 | New Jersey |
| Mar. 8 | L | 6-8 | QUEBEC |
| Mar. 11 | L | 4-6 | NY ISLANDERS |
| Mar. 13 | L | 3-4 | Vancouver |
| Mar. 14 | L | 6-7 | Los Angeles |
| Mar. 17 | W | 4-2 | Hartford |
| Mar. 21 | W | 3-1 | TORONTO |
| Mar. 22 | L | 4-13 | Philadelphia |
| Mar. 24 | L | 0-6 | Washington |
| Mar. 25 | L | 3-4 | WASHINGTON |
| Mar. 28 | L | 3-5 | PHILADELPHIA |
| Mar. 29 | L | 4-6 | NY Rangers |
| Apr. 1 | L | 1-2 | NY ISLANDERS |

Home games in all CAPS

* - Overtime

16-58-6, 6th, Patrick Division

1984-85

Highlights

- Bob Berry is named head coach on June 4.
- The Penguins draft Mario Lemieux, Doug Bodger and Roger Belanger in the first round of the 1984 NHL Draft on June 9, marking the first time the team selected more than one player in the first round. Lemieux is also the first Penguin to be drafted first overall.
- Mario Lemieux records three points (2G-1A) and is named MVP of the NHL All-Star Game in Calgary.
- Mario Lemieux becomes just the third rookie in NHL history to record 100 points (43G-57A), wins the Calder Trophy as Rookie of the Year and is named to the All-Rookie Team.
- Mario Lemieux and Warren Young each record 40 goals, the first time two Penguins rookies reach the mark.
- Warren Young is also named to the All-Rookie Team.

Transactions

Oct. 15, 1984 - Obtained Randy Hillier from Boston for a 1985 fourth-round draft pick.

Nov. 9, 1984 - Obtained John Chabot from Montreal for Ron Flockhart.

Nov. 16, 1984 - Obtained Ville Siren from Hartford for Pat Boutette.

Goaltenders

| GOALIE | W-L-O | GP | MP | GA | SO | GAA |
|----------------|----------------|-----------|-------------|------------|----------|-------------|
| Roberto Romano | 9-17-2 | 31 | 1619 | 120 | 1 | 4.45 |
| Denis Herron | 10-22-3 | 42 | 2186 | 169 | 1 | 4.64 |
| Michel Dion | 3-6-0 | 10 | 550 | 43 | 0 | 4.69 |
| Brian Ford | 2-6-0 | 8 | 456 | 48 | 0 | 6.32 |
| TOTALS | 24-51-5 | 80 | 4832 | 385 | 2 | 4.78 |

Scoring

| PLAYERS | GP | G | A | PTS | PIM |
|-------------------|----|----|----|-----|-----|
| Mario Lemieux | 73 | 43 | 57 | 100 | 54 |
| Warren Young | 80 | 40 | 32 | 72 | 174 |
| Doug Shedden | 80 | 35 | 32 | 67 | 30 |
| Mike Bullard | 68 | 32 | 31 | 63 | 77 |
| Wayne Babych | 65 | 20 | 34 | 54 | 35 |
| John Chabot | 67 | 8 | 45 | 53 | 12 |
| Moe Mantha | 71 | 11 | 40 | 51 | 54 |
| Doug Bodger | 65 | 5 | 26 | 31 | 67 |
| Andy Brickley | 45 | 7 | 15 | 22 | 10 |
| Randy Hillier | 45 | 2 | 19 | 21 | 56 |
| Gary Rissling | 56 | 10 | 9 | 19 | 207 |
| Kevin McCarthy | 64 | 9 | 10 | 19 | 30 |
| Mitch Lamoureux | 62 | 10 | 8 | 18 | 53 |
| Troy Loney | 46 | 10 | 8 | 18 | 61 |
| Mark Taylor | 47 | 7 | 10 | 17 | 19 |
| Dave Hannan | 30 | 6 | 7 | 13 | 43 |
| Bruce Crowder | 26 | 4 | 7 | 11 | 23 |
| Joe McDonnell | 40 | 2 | 9 | 11 | 20 |
| Rod Buskas | 69 | 2 | 7 | 9 | 191 |
| Todd Charlesworth | 67 | 1 | 8 | 9 | 31 |
| Roger Belanger | 44 | 3 | 5 | 8 | 32 |
| Bryan Maxwell | 44 | 0 | 8 | 8 | 57 |
| Greg Fox | 26 | 2 | 5 | 7 | 26 |
| Arto Javanainen | 14 | 4 | 1 | 5 | 2 |
| Ron Flockhart | 12 | 0 | 5 | 5 | 4 |
| Pat Boutette | 14 | 1 | 3 | 4 | 24 |
| Jim McGeough | 14 | 0 | 4 | 4 | 4 |
| Jim Hamilton | 11 | 2 | 1 | 3 | 0 |
| Wally Weir | 14 | 0 | 3 | 3 | 34 |
| Steve Gatzos | 6 | 0 | 2 | 2 | 2 |
| Rick Kehoe | 6 | 0 | 2 | 2 | 0 |
| Greg Hotham | 11 | 0 | 2 | 2 | 4 |
| Bob Errey | 16 | 0 | 2 | 2 | 7 |
| Michel Dion | 10 | 0 | 1 | 1 | 0 |
| Bob Geale | 1 | 0 | 0 | 0 | 2 |
| Tom O'Regan | 1 | 0 | 0 | 0 | 0 |
| Petteri Lehto | 6 | 0 | 0 | 0 | 4 |
| Mike Rowe | 6 | 0 | 0 | 0 | 7 |
| Brian Ford | 8 | 0 | 0 | 0 | 0 |
| Marty McSorley | 15 | 0 | 0 | 0 | 15 |
| Roberto Romano | 31 | 0 | 0 | 0 | 2 |
| Denis Herron | 42 | 0 | 0 | 0 | 4 |

Games

| DATE | RESULT | SCORE | OPPONENT |
|---------|--------|-------|--------------|
| Oct. 11 | L | 3-4 | Boston |
| Oct. 13 | L | 3-4 | Montreal |
| Oct. 17 | W | 4-3 | VANCOUVER |
| Oct. 20 | W | 3-1 | PHILADELPHIA |
| Oct. 21 | L | 2-4 | Philadelphia |
| Oct. 24 | L | 2-5 | NEW JERSEY |
| Oct. 27 | W | 6-5 | MONTREAL |
| Oct. 30 | W | 4-3 | DETROIT |
| Oct. 31 | W | 7-6 | New Jersey |
| Nov. 3 | L | 5-7 | NY RANGERS |
| Nov. 6 | T | 3-3* | EDMONTON |
| Nov. 8 | L | 2-6 | ST. LOUIS |
| Nov. 10 | L | 4-5 | NY Islanders |
| Nov. 14 | W | 4-3* | Winnipeg |
| Nov. 16 | L | 6-7 | Vancouver |
| Nov. 17 | L | 3-5 | Los Angeles |
| Nov. 21 | T | 3-3* | WASHINGTON |
| Nov. 22 | L | 3-9 | Hartford |
| Nov. 24 | L | 3-5 | NEW JERSEY |
| Nov. 27 | T | 2-2* | BUFFALO |
| Nov. 29 | L | 3-6 | CHICAGO |
| Dec. 1 | L | 1-3 | Philadelphia |
| Dec. 2 | L | 1-9 | Washington |
| Dec. 5 | W | 7-4 | ST. LOUIS |
| Dec. 7 | W | 4-3* | NY Rangers |
| Dec. 8 | W | 6-4 | CALGARY |
| Dec. 12 | W | 4-3 | NY ISLANDERS |
| Dec. 15 | W | 5-2 | Toronto |
| Dec. 19 | L | 2-3 | NEW JERSEY |
| Dec. 21 | W | 4-2 | PHILADELPHIA |
| Dec. 22 | L | 2-5 | NY Islanders |
| Dec. 26 | W | 6-5 | NY ISLANDERS |
| Dec. 28 | W | 4-0 | HARTFORD |
| Dec. 29 | L | 2-10 | Quebec |
| Dec. 31 | T | 4-4* | Detroit |
| Jan. 2 | W | 2-1 | Toronto |
| Jan. 4 | L | 2-7 | Buffalo |
| Jan. 5 | L | 3-8 | QUEBEC |
| Jan. 9 | W | 7-4 | VANCOUVER |
| Jan. 12 | W | 4-3 | EDMONTON |
| Jan. 16 | L | 4-5 | WASHINGTON |

| DATE | RESULT | SCORE | OPPONENT |
|---------|--------|-------|--------------|
| Jan. 17 | L | 2-6 | Washington |
| Jan. 19 | W | 5-4 | CHICAGO |
| Jan. 21 | L | 6-7 | Winnipeg |
| Jan. 23 | L | 3-4 | Minnesota |
| Jan. 25 | T | 6-6* | Calgary |
| Jan. 26 | L | 3-6 | Edmonton |
| Jan. 30 | L | 5-6 | TORONTO |
| Feb. 2 | L | 0-4 | NY ISLANDERS |
| Feb. 7 | L | 3-6 | New Jersey |
| Feb. 9 | L | 1-4 | NY Islanders |
| Feb. 10 | L | 3-4 | LOS ANGELES |
| Feb. 14 | L | 4-5 | Chicago |
| Feb. 16 | L | 1-8 | QUEBEC |
| Feb. 18 | L | 2-8 | Philadelphia |
| Feb. 20 | W | 6-3 | CALGARY |
| Feb. 22 | L | 3-8 | NY RANGERS |
| Feb. 23 | W | 3-1 | Minnesota |
| Feb. 25 | L | 4-5 | MINNESOTA |
| Feb. 27 | L | 4-6 | WINNIPEG |
| Mar. 2 | W | 5-4 | NY RANGERS |
| Mar. 3 | L | 3-7 | NY Rangers |
| Mar. 5 | L | 0-6 | Los Angeles |
| Mar. 7 | L | 1-5 | St. Louis |
| Mar. 9 | W | 6-5* | Boston |
| Mar. 10 | L | 4-11 | Philadelphia |
| Mar. 13 | L | 3-7 | BOSTON |
| Mar. 16 | W | 5-0 | NY RANGERS |
| Mar. 17 | L | 3-4 | Hartford |
| Mar. 19 | L | 3-5 | PHILADELPHIA |
| Mar. 22 | L | 1-3 | Buffalo |
| Mar. 24 | L | 3-7 | Washington |
| Mar. 26 | L | 4-5 | NY Rangers |
| Mar. 27 | W | 4-3 | NEW JERSEY |
| Mar. 30 | L | 4-6 | New Jersey |
| Mar. 31 | L | 2-4 | MONTREAL |
| Apr. 2 | L | 3-4 | NY Islanders |
| Apr. 3 | L | 2-3 | DETROIT |
| Apr. 6 | L | 4-7 | WASHINGTON |
| Apr. 7 | L | 3-7 | Washington |

Home games in all CAPS

* - Overtime

24-51-5, 6th, Patrick Division

1985-86

Highlights

- Mario Lemieux records his first career hat trick on Dec. 31 at St. Louis with four goals.
- Lemieux records a 28-game point streak from Jan. 11 through Mar. 15, recording 59 points (21G-38A) in that span.
- Pittsburgh ties the Russian Dynamo, 3-3, on Jan. 4 before a sellout crowd.
- Lemieux records his 100th point of the season on Feb. 15, becoming the first Penguin to record back-to-back 100-point seasons.
- Willy Lindstrom becomes the first player to skate with both Mario Lemieux and Wayne Gretzky at the NHL level.

Transactions

Sept. 10, 1985 - Obtained Gilles Meloche from Edmonton for Tim Hrynewich, Marty McSorley and Craig Muni.

Oct. 3, 1985 - Terry Ruskowski signed as a free agent.

Oct. 4, 1985 - Obtained Randy Cunneynworth and Mike Moller from Buffalo for Pat Hughes.

Mar. 11, 1986 - Obtained Ron Duguay from Detroit for Doug Shedden.

Goaltenders

| GOALIE | W-L-O | GP | MP | GA | SO | GAA |
|----------------|----------------|-----------|-------------|------------|----------|-------------|
| Roberto Romano | 21-20-3 | 46 | 2676 | 159 | 2 | 3.56 |
| Gilles Meloche | 13-15-5 | 34 | 1981 | 119 | 0 | 3.60 |
| Denis Herron | 0-3-0 | 3 | 178 | 14 | 0 | 4.71 |
| TOTALS | 34-38-8 | 80 | 4852 | 305 | 2 | 3.77 |

Scoring

| PLAYERS | GP | G | A | PTS | PIM |
|--------------------|----|----|----|-----|-----|
| Mario Lemieux | 79 | 48 | 93 | 141 | 43 |
| Mike Bullard | 77 | 41 | 42 | 83 | 69 |
| Moe Mantha | 78 | 15 | 52 | 67 | 102 |
| Doug Shedden | 67 | 32 | 34 | 66 | 32 |
| Terry Ruskowski | 72 | 26 | 37 | 63 | 162 |
| Randy Cunneynworth | 75 | 15 | 30 | 45 | 74 |
| John Chabot | 77 | 14 | 31 | 45 | 6 |
| Doug Bodger | 79 | 4 | 33 | 37 | 63 |
| Dave Hannan | 75 | 17 | 18 | 35 | 91 |
| Willy Lindstrom | 71 | 14 | 17 | 31 | 30 |
| Mike Blaisdell | 66 | 15 | 14 | 29 | 36 |
| Norm Schmidt | 66 | 15 | 14 | 29 | 57 |
| Jim Johnson | 80 | 3 | 26 | 29 | 115 |
| Craig Simpson | 76 | 11 | 17 | 28 | 47 |
| Dan Frawley | 69 | 10 | 11 | 21 | 174 |
| Bob Errey | 37 | 11 | 6 | 17 | 8 |
| Ron Duguay | 13 | 6 | 7 | 13 | 6 |
| Ville Siren | 60 | 4 | 8 | 12 | 32 |
| Troy Loney | 47 | 3 | 9 | 12 | 95 |
| Rod Buskas | 72 | 2 | 7 | 9 | 159 |
| Jim McGeough | 17 | 3 | 2 | 5 | 8 |
| Chris Dahlquist | 5 | 1 | 2 | 3 | 2 |
| Tom O'Regan | 9 | 1 | 2 | 3 | 2 |
| Randy Hillier | 28 | 0 | 3 | 3 | 53 |
| Ted Nolan | 18 | 1 | 1 | 2 | 34 |
| Dwight Mathieson | 4 | 1 | 0 | 1 | 2 |
| Todd Charlesworth | 2 | 0 | 1 | 1 | 0 |
| Gilles Meloche | 34 | 0 | 1 | 1 | 2 |
| Roberto Romano | 46 | 0 | 1 | 1 | 4 |
| Wayne Babych | 2 | 0 | 0 | 0 | 0 |
| Denis Herron | 3 | 0 | 0 | 0 | 0 |
| Joe McDonnell | 3 | 0 | 0 | 0 | 2 |
| Mike Rowe | 3 | 0 | 0 | 0 | 4 |
| Phil Bourque | 4 | 0 | 0 | 0 | 2 |
| Tom Roulston | 5 | 0 | 0 | 0 | 2 |

Games

| DATE | RESULT | SCORE | OPPONENT |
|---------|--------|-------|--------------|
| Oct. 10 | L | 3-5 | MONTREAL |
| Oct. 12 | L | 2-4 | PHILADELPHIA |
| Oct. 15 | W | 3-2 | MINNESOTA |
| Oct. 16 | T | 5-5* | Chicago |
| Oct. 19 | L | 3-4 | Quebec |
| Oct. 23 | W | 5-4 | Toronto |
| Oct. 24 | W | 6-4 | TORONTO |
| Oct. 26 | T | 4-4* | QUEBEC |
| Oct. 29 | L | 3-4 | HARTFORD |
| Oct. 30 | L | 3-6 | Detroit |
| Nov. 2 | T | 4-4* | Montreal |
| Nov. 4 | L | 2-4 | NY RANGERS |
| Nov. 6 | L | 1-4 | WASHINGTON |
| Nov. 8 | L | 3-5 | New Jersey |
| Nov. 9 | W | 3-1 | CHICAGO |
| Nov. 13 | W | 6-3 | Vancouver |
| Nov. 16 | L | 3-4* | Los Angeles |
| Nov. 19 | L | 3-4 | Washington |
| Nov. 20 | L | 1-3 | WASHINGTON |
| Nov. 22 | W | 8-1 | WINNIPEG |
| Nov. 24 | L | 4-7 | Philadelphia |
| Nov. 27 | W | 7-1 | TORONTO |
| Nov. 30 | W | 5-4 | NY RANGERS |
| Dec. 2 | W | 6-0 | NY Rangers |
| Dec. 4 | W | 5-2 | DETROIT |
| Dec. 6 | W | 3-1 | Buffalo |
| Dec. 7 | L | 1-5 | NEW JERSEY |
| Dec. 10 | L | 4-7 | NY Islanders |
| Dec. 11 | T | 4-4* | NY ISLANDERS |
| Dec. 14 | L | 4-5 | Hartford |
| Dec. 15 | W | 5-2 | NY Rangers |
| Dec. 17 | W | 4-3 | CALGARY |
| Dec. 19 | W | 4-3* | Minnesota |
| Dec. 21 | L | 2-4 | PHILADELPHIA |
| Dec. 22 | L | 2-3* | Philadelphia |
| Dec. 26 | W | 4-3 | BOSTON |
| Dec. 28 | L | 2-4 | NY ISLANDERS |
| Dec. 31 | W | 8-4 | St. Louis |
| Jan. 1 | L | 4-7 | Chicago |
| Jan. 6 | W | 4-3 | NEW JERSEY |
| Jan. 8 | W | 7-3 | LOS ANGELES |

| DATE | RESULT | SCORE | OPPONENT |
|---------|--------|-------|--------------|
| Jan. 9 | L | 0-9 | NY Islanders |
| Jan. 11 | T | 3-3* | BUFFALO |
| Jan. 15 | W | 6-3 | NY ISLANDERS |
| Jan. 18 | W | 5-2 | St. Louis |
| Jan. 19 | W | 3-2 | MINNESOTA |
| Jan. 22 | W | 7-4 | Edmonton |
| Jan. 24 | L | 3-4 | Vancouver |
| Jan. 25 | L | 2-5 | Calgary |
| Jan. 28 | T | 2-2* | PHILADELPHIA |
| Jan. 29 | W | 4-1 | New Jersey |
| Feb. 1 | L | 3-4 | NY Islanders |
| Feb. 2 | L | 2-3 | Boston |
| Feb. 8 | W | 4-0 | NEW JERSEY |
| Feb. 12 | W | 8-1 | WASHINGTON |
| Feb. 15 | W | 9-4 | VANCOUVER |
| Feb. 16 | T | 5-5* | New Jersey |
| Feb. 19 | W | 5-2 | WINNIPEG |
| Feb. 21 | W | 7-3 | Detroit |
| Feb. 22 | L | 3-5 | ST. LOUIS |
| Feb. 24 | W | 6-5* | LOS ANGELES |
| Feb. 26 | W | 5-2 | BUFFALO |
| Feb. 27 | L | 3-8 | NY Rangers |
| Mar. 1 | W | 5-1 | HARTFORD |
| Mar. 4 | L | 3-6 | Calgary |
| Mar. 7 | L | 3-5 | Edmonton |
| Mar. 9 | L | 3-5 | Winnipeg |
| Mar. 11 | L | 3-5 | Washington |
| Mar. 12 | L | 2-5 | BOSTON |
| Mar. 15 | T | 2-2* | NY RANGERS |
| Mar. 17 | L | 3-5 | WASHINGTON |
| Mar. 19 | W | 7-3 | New Jersey |
| Mar. 20 | L | 1-5 | Philadelphia |
| Mar. 22 | W | 7-4 | Quebec |
| Mar. 26 | L | 3-8 | EDMONTON |
| Mar. 29 | L | 3-4 | Montreal |
| Apr. 1 | L | 3-5 | Washington |
| Apr. 2 | L | 2-7 | NY ISLANDERS |
| Apr. 5 | L | 3-4* | PHILADELPHIA |
| Apr. 6 | W | 5-4* | NY Rangers |

Home games in all CAPS

* - Overtime

34-38-8, 5th, Patrick Division

1986-87

Highlights

- The Penguins defeat Buffalo, 5-4, in overtime on Oct. 22 to extend their record start-of-the-season winning streak to seven games.
- Mario Lemieux records 107 points (54G-53A), topping the century mark for the third consecutive season.

Transactions

Nov. 12, 1986 - Obtained Dan Quinn from Calgary for Mike Bullard.

Jan. 21, 1987 - Obtained Chris Kontos from the New York Rangers for Ron Duguay.

Feb. 6, 1987 - Obtained Pat Riggin from Boston for Roberto Romano.

Goaltenders

| GOALIE | W-L-O | GP | MP | GA | SO | GAA |
|----------------|-----------------|-----------|-------------|------------|----------|-------------|
| Pat Riggin | 8-6-3 | 18 | 985 | 55 | 0 | 3.35 |
| Gilles Meloche | 13-19-7 | 43 | 2334 | 134 | 0 | 3.44 |
| Roberto Romano | 9-11-2 | 25 | 1433 | 87 | 0 | 3.64 |
| Steve Guenette | 0-2-0 | 2 | 112 | 8 | 0 | 4.30 |
| Team | | | | | 1 | |
| TOTALS | 30-38-12 | 80 | 4882 | 290 | 1 | 3.56 |

Scoring

| PLAYERS | GP | G | A | PTS | PIM |
|--------------------|----|----|----|-----|-----|
| Mario Lemieux | 63 | 54 | 53 | 107 | 57 |
| Dan Quinn | 64 | 28 | 43 | 71 | 40 |
| Randy Cunneynworth | 79 | 26 | 27 | 53 | 144 |
| Craig Simpson | 72 | 26 | 25 | 51 | 57 |
| Terry Ruskowski | 70 | 14 | 37 | 51 | 147 |
| Doug Bodger | 76 | 11 | 38 | 49 | 52 |
| Moe Mantha | 62 | 9 | 31 | 40 | 44 |
| John Chabot | 72 | 14 | 22 | 36 | 8 |
| Bob Errey | 72 | 16 | 18 | 34 | 46 |
| Jim Johnson | 80 | 5 | 25 | 30 | 116 |
| Dan Frawley | 78 | 14 | 14 | 28 | 218 |
| Kevin LaVallee | 33 | 8 | 20 | 28 | 4 |
| Dave Hannan | 58 | 10 | 15 | 25 | 56 |
| Willy Lindstrom | 60 | 10 | 13 | 23 | 6 |
| Ville Siren | 69 | 5 | 17 | 22 | 50 |
| Warren Young | 50 | 8 | 13 | 21 | 103 |
| Ron Duguay | 40 | 5 | 13 | 18 | 30 |
| Rod Buskas | 68 | 3 | 15 | 18 | 123 |
| Chris Kontos | 31 | 8 | 9 | 17 | 6 |
| Troy Loney | 23 | 8 | 7 | 15 | 22 |
| Randy Hillier | 55 | 4 | 8 | 12 | 97 |
| Mike Bullard | 14 | 2 | 10 | 12 | 17 |
| Dwight Schofield | 25 | 1 | 6 | 7 | 59 |
| Norm Schmidt | 20 | 1 | 5 | 6 | 4 |
| Phil Bourque | 22 | 2 | 3 | 5 | 32 |
| Jim McGeough | 11 | 1 | 4 | 5 | 8 |
| Mitch Wilson | 17 | 2 | 1 | 3 | 83 |
| Lee Giffin | 8 | 1 | 1 | 2 | 0 |
| Mike Blaisdell | 10 | 1 | 1 | 2 | 2 |
| Neil Belland | 3 | 0 | 1 | 1 | 0 |
| Dwight Mathiasen | 6 | 0 | 1 | 1 | 2 |
| Chris Dahlquist | 19 | 0 | 1 | 1 | 20 |
| Pat Riggin | 18 | 0 | 1 | 1 | 2 |
| Gilles Meloche | 43 | 0 | 1 | 1 | 20 |
| Todd Charlesworth | 1 | 0 | 0 | 0 | 0 |
| Alain Lemieux | 1 | 0 | 0 | 0 | 0 |
| Steve Guenette | 2 | 0 | 0 | 0 | 0 |
| Mike Rowe | 2 | 0 | 0 | 0 | 0 |
| Carl Mokosak | 3 | 0 | 0 | 0 | 4 |
| Roberto Romano | 25 | 0 | 0 | 0 | 0 |
| Bench | | | | | 16 |

Games

| DATE | RESULT | SCORE | OPPONENT |
|---------|--------|-------|--------------|
| Oct. 9 | W | 5-4 | WASHINGTON |
| Oct. 11 | W | 6-5* | NY RANGERS |
| Oct. 12 | W | 4-1 | Chicago |
| Oct. 14 | W | 4-3* | LOS ANGELES |
| Oct. 17 | W | 7-3 | Buffalo |
| Oct. 18 | W | 8-4 | NEW JERSEY |
| Oct. 22 | W | 5-4* | BUFFALO |
| Oct. 23 | L | 3-5 | Philadelphia |
| Oct. 25 | W | 4-2 | PHILADELPHIA |
| Oct. 28 | L | 2-5 | Hartford |
| Oct. 29 | L | 6-8 | NEW JERSEY |
| Nov. 1 | T | 3-3* | St. Louis |
| Nov. 4 | T | 2-2* | VANCOUVER |
| Nov. 8 | W | 4-2 | Minnesota |
| Nov. 9 | L | 1-2 | Detroit |
| Nov. 12 | W | 2-1 | BOSTON |
| Nov. 14 | L | 4-5 | New Jersey |
| Nov. 15 | W | 5-2 | QUEBEC |
| Nov. 18 | L | 1-3 | Winnipeg |
| Nov. 20 | W | 5-2 | Calgary |
| Nov. 22 | W | 5-4 | Washington |
| Nov. 25 | L | 1-5 | NY Islanders |
| Nov. 26 | L | 2-3 | NY ISLANDERS |
| Nov. 29 | T | 5-5* | NY RANGERS |
| Nov. 30 | T | 2-2* | NY Rangers |
| Dec. 5 | L | 2-4 | EDMONTON |
| Dec. 6 | W | 5-2 | MINNESOTA |
| Dec. 10 | L | 4-6 | CALGARY |
| Dec. 12 | W | 8-3 | TORONTO |
| Dec. 13 | L | 2-3* | Toronto |
| Dec. 17 | L | 0-3 | Los Angeles |
| Dec. 20 | L | 4-6 | PHILADELPHIA |
| Dec. 22 | T | 4-4* | Montreal |
| Dec. 23 | L | 3-4* | NY Islanders |
| Dec. 26 | T | 3-3* | Buffalo |
| Dec. 27 | T | 3-3* | NY ISLANDERS |
| Dec. 30 | L | 3-5 | NY RANGERS |
| Jan. 1 | L | 3-4* | Washington |
| Jan. 3 | W | 6-3 | MONTREAL |
| Jan. 7 | W | 5-2 | WASHINGTON |
| Jan. 9 | L | 2-3 | Washington |

| DATE | RESULT | SCORE | OPPONENT |
|---------|--------|-------|--------------|
| Jan. 13 | T | 3-3* | NY Islanders |
| Jan. 14 | L | 3-4 | WINNIPEG |
| Jan. 17 | L | 2-4 | Boston |
| Jan. 18 | L | 0-1 | DETROIT |
| Jan. 21 | L | 5-10 | Los Angeles |
| Jan. 23 | W | 6-0 | Vancouver |
| Jan. 24 | L | 2-4 | Edmonton |
| Jan. 27 | W | 7-5 | WASHINGTON |
| Jan. 29 | L | 3-5 | Philadelphia |
| Feb. 1 | L | 6-8 | HARTFORD |
| Feb. 5 | L | 5-6 | Boston |
| Feb. 7 | W | 4-1 | CHICAGO |
| Feb. 8 | W | 2-1* | New Jersey |
| Feb. 14 | T | 3-3* | VANCOUVER |
| Feb. 15 | L | 1-4 | NY Rangers |
| Feb. 17 | L | 1-3 | CALGARY |
| Feb. 19 | T | 4-4* | Philadelphia |
| Feb. 21 | L | 5-6 | NEW JERSEY |
| Feb. 22 | W | 4-2 | NY Rangers |
| Feb. 24 | W | 5-2 | EDMONTON |
| Feb. 26 | L | 4-5 | NY Islanders |
| Feb. 28 | L | 1-2 | CHICAGO |
| Mar. 1 | T | 5-5* | ST. LOUIS |
| Mar. 3 | W | 8-1 | Quebec |
| Mar. 5 | L | 2-7 | Toronto |
| Mar. 7 | W | 7-3 | Minnesota |
| Mar. 8 | W | 5-3 | Winnipeg |
| Mar. 10 | L | 3-6 | NY ISLANDERS |
| Mar. 12 | W | 6-3 | QUEBEC |
| Mar. 14 | L | 2-3* | NY RANGERS |
| Mar. 18 | W | 5-4 | ST. LOUIS |
| Mar. 20 | L | 3-4 | Washington |
| Mar. 22 | L | 1-3 | Philadelphia |
| Mar. 24 | T | 3-3* | PHILADELPHIA |
| Mar. 28 | L | 4-5 | Hartford |
| Mar. 29 | L | 1-4 | MONTREAL |
| Mar. 31 | L | 3-5 | New Jersey |
| Apr. 2 | W | 6-2 | NEW JERSEY |
| Apr. 4 | W | 4-3* | DETROIT |

Home games in all CAPS

* - Overtime

30-38-12, 5th, Patrick Division

1987-88

Highlights

- Pierre Creamer is named head coach on June 4, 1987.
- Mario Lemieux picks up his second All-Star MVP award after posting six points (3G-3A), including the game-winning goal in overtime, at St. Louis.
- Lemieux sets then team records for goals (70), assists (98), points (168) and power-play goals (22).
- Lemieux wins his first Art Ross Trophy and his first Hart Trophy, becoming the first Penguin to win either award.
- Tony Esposito is named general manager on Apr. 14.
- Pierre Creamer is relieved of his coaching duties on June 14, 1988.

Transactions

Nov. 24, 1987 - Obtained Paul Coffey, Dave Hunter and Wayne Van Dorp from Edmonton for Craig Simpson, Moe Mantha, Dave Hannan and Chris Joseph.

Feb. 5, 1988 - Obtained Bryan Erickson from Los Angeles for Chris Kontos and a 1988 sixth-round draft pick.

Goaltenders

| GOALIE | W-L-O | GP | MP | GA | SO | GAA |
|-------------------|----------------|-----------|-------------|------------|----------|-------------|
| Steve Guenette | 12-7-0 | 19 | 1091 | 61 | 1 | 3.35 |
| Pat Riggan | 7-8-4 | 22 | 1169 | 76 | 0 | 3.90 |
| Frank Pietrangelo | 9-11-0 | 21 | 1203 | 80 | 1 | 3.99 |
| Gilles Meloche | 8-9-5 | 27 | 1390 | 95 | 0 | 4.10 |
| TOTALS | 36-35-9 | 80 | 4862 | 316 | 2 | 3.90 |

Scoring

| PLAYERS | GP | G | A | PTS | PIM |
|--------------------|----|----|----|-----|-----|
| Mario Lemieux | 77 | 70 | 98 | 168 | 92 |
| Dan Quinn | 70 | 40 | 39 | 79 | 50 |
| Randy Cunneynworth | 71 | 35 | 39 | 74 | 141 |
| Paul Coffey | 46 | 15 | 52 | 67 | 93 |
| Doug Bodger | 69 | 14 | 31 | 45 | 103 |
| Rob Brown | 51 | 24 | 20 | 44 | 56 |
| Dave Hunter | 59 | 11 | 18 | 29 | 77 |
| Charlie Simmer | 50 | 11 | 17 | 28 | 24 |
| Jock Callander | 41 | 11 | 16 | 27 | 45 |
| Craig Simpson | 21 | 13 | 13 | 26 | 34 |
| Ville Siren | 58 | 1 | 20 | 21 | 62 |
| Dave McLlwain | 66 | 11 | 8 | 19 | 40 |
| Troy Loney | 65 | 5 | 13 | 18 | 151 |
| Phil Bourque | 21 | 4 | 12 | 16 | 20 |
| Dan Frawley | 47 | 6 | 8 | 14 | 152 |
| Randy Hillier | 55 | 1 | 12 | 13 | 144 |
| Jim Johnson | 55 | 1 | 12 | 13 | 87 |
| Rod Buskas | 76 | 4 | 8 | 12 | 206 |
| Steve Gotaas | 36 | 5 | 6 | 11 | 45 |
| Zarley Zalapski | 15 | 3 | 8 | 11 | 7 |
| Moe Mantha | 21 | 2 | 8 | 10 | 23 |
| Bob Errey | 17 | 3 | 6 | 9 | 18 |
| Chris Dahlquist | 44 | 3 | 6 | 9 | 69 |
| Mark Kachowski | 38 | 5 | 3 | 8 | 126 |
| Wilf Paiement | 23 | 2 | 6 | 8 | 39 |
| Chris Kontos | 36 | 1 | 7 | 8 | 12 |
| Kevin Stevens | 16 | 5 | 2 | 7 | 8 |
| Dave Hannan | 21 | 4 | 3 | 7 | 23 |
| Perry Ganchar | 30 | 2 | 5 | 7 | 36 |
| Dwight Mathiasen | 23 | 0 | 6 | 6 | 14 |
| Bryan Erickson | 11 | 1 | 4 | 5 | 0 |
| Wayne Van Dorp | 25 | 1 | 3 | 4 | 75 |
| Chris Joseph | 17 | 0 | 4 | 4 | 12 |
| Norm Schmidt | 5 | 1 | 2 | 3 | 0 |
| Todd Charlesworth | 6 | 2 | 0 | 2 | 2 |
| Brad Aitken | 5 | 1 | 1 | 2 | 0 |
| Lee Giffin | 19 | 0 | 2 | 2 | 9 |
| Frank Pietrangelo | 21 | 0 | 2 | 2 | 2 |
| Scott Gruhl | 6 | 1 | 0 | 1 | 0 |
| Pat Mayer | 1 | 0 | 0 | 0 | 4 |
| Dave Goetz | 2 | 0 | 0 | 0 | 2 |
| Warren Young | 7 | 0 | 0 | 0 | 15 |
| Jimmy Mann | 9 | 0 | 0 | 0 | 53 |
| Steve Guenette | 19 | 0 | 0 | 0 | 2 |
| Pat Riggan | 22 | 0 | 0 | 0 | 12 |
| Gilles Meloche | 27 | 0 | 0 | 0 | 0 |

Games

| DATE | RESULT | SCORE | OPPONENT |
|---------|--------|-------|--------------|
| Oct. 8 | T | 4-4* | NY Rangers |
| Oct. 9 | L | 3-6 | New Jersey |
| Oct. 13 | W | 8-3 | BUFFALO |
| Oct. 15 | T | 6-6 | NY RANGERS |
| Oct. 17 | L | 2-3 | Montreal |
| Oct. 18 | L | 2-3 | Philadelphia |
| Oct. 21 | L | 4-5 | NEW JERSEY |
| Oct. 23 | L | 2-5 | Detroit |
| Oct. 24 | W | 5-3 | BUFFALO |
| Oct. 27 | T | 4-4* | LOS ANGELES |
| Oct. 29 | L | 0-4 | TORONTO |
| Oct. 31 | W | 5-4* | Quebec |
| Nov. 3 | W | 5-1 | PHILADELPHIA |
| Nov. 5 | W | 4-2 | NY Islanders |
| Nov. 7 | L | 1-4 | Boston |
| Nov. 11 | W | 3-2 | WASHINGTON |
| Nov. 12 | L | 2-5 | Philadelphia |
| Nov. 14 | W | 3-2* | NY RANGERS |
| Nov. 17 | L | 4-6 | Vancouver |
| Nov. 20 | L | 1-4 | Edmonton |
| Nov. 21 | T | 4-4* | Calgary |
| Nov. 25 | W | 6-4 | QUEBEC |
| Nov. 27 | W | 4-2 | Washington |
| Nov. 28 | T | 5-5* | WASHINGTON |
| Dec. 2 | L | 1-7 | NY ISLANDERS |
| Dec. 5 | W | 6-3 | VANCOUVER |
| Dec. 9 | W | 5-2 | CALGARY |
| Dec. 11 | W | 6-4 | NY ISLANDERS |
| Dec. 12 | L | 2-5 | St. Louis |
| Dec. 15 | L | 2-5 | PHILADELPHIA |
| Dec. 17 | W | 7-4 | New Jersey |
| Dec. 19 | W | 4-3 | NY RANGERS |
| Dec. 20 | W | 8-4 | NY Rangers |
| Dec. 23 | L | 2-6 | NEW JERSEY |
| Dec. 26 | W | 6-3 | DETROIT |
| Dec. 27 | T | 3-3* | Buffalo |
| Dec. 29 | T | 4-4* | BOSTON |
| Jan. 1 | L | 3-5 | Washington |
| Jan. 2 | L | 2-3 | NY Islanders |
| Jan. 5 | T | 4-4* | LOS ANGELES |
| Jan. 7 | L | 2-3 | BOSTON |

| DATE | RESULT | SCORE | OPPONENT |
|---------|--------|-------|--------------|
| Jan. 9 | L | 4-5* | Hartford |
| Jan. 10 | L | 5-7 | Detroit |
| Jan. 12 | T | 5-5* | NY ISLANDERS |
| Jan. 15 | L | 4-5 | PHILADELPHIA |
| Jan. 16 | W | 4-3 | Toronto |
| Jan. 19 | W | 6-4 | NY Islanders |
| Jan. 20 | W | 8-3 | Chicago |
| Jan. 23 | W | 4-3* | Montreal |
| Jan. 25 | L | 4-6 | EDMONTON |
| Jan. 27 | L | 1-4 | WINNIPEG |
| Jan. 28 | L | 3-6 | New Jersey |
| Jan. 30 | W | 4-2 | CHICAGO |
| Feb. 2 | W | 3-2* | WASHINGTON |
| Feb. 4 | W | 1-0 | MINNESOTA |
| Feb. 6 | W | 5-4 | HARTFORD |
| Feb. 7 | L | 3-6 | NY Rangers |
| Feb. 13 | W | 7-5 | Los Angeles |
| Feb. 17 | L | 0-5 | Vancouver |
| Feb. 19 | L | 3-7 | Edmonton |
| Feb. 21 | L | 4-5 | ST. LOUIS |
| Feb. 23 | L | 3-4* | WINNIPEG |
| Feb. 25 | L | 1-2 | NY Rangers |
| Feb. 28 | L | 5-7 | Chicago |
| Mar. 1 | W | 8-3 | MINNESOTA |
| Mar. 5 | W | 8-3 | NY ISLANDERS |
| Mar. 7 | W | 5-4 | Calgary |
| Mar. 10 | L | 4-6 | St. Louis |
| Mar. 12 | L | 3-6 | Minnesota |
| Mar. 13 | W | 5-4 | Winnipeg |
| Mar. 16 | W | 5-2 | TORONTO |
| Mar. 19 | W | 7-0 | PHILADELPHIA |
| Mar. 20 | L | 2-4 | Philadelphia |
| Mar. 23 | W | 7-1 | WASHINGTON |
| Mar. 25 | W | 5-2 | MONTREAL |
| Mar. 27 | W | 6-3 | Quebec |
| Mar. 29 | L | 0-4 | New Jersey |
| Mar. 31 | L | 2-7 | NEW JERSEY |
| Apr. 2 | W | 7-6* | Washington |
| Apr. 3 | W | 4-2 | HARTFORD |

Home games in all CAPS * - Overtime

36-35-9, 6th, Patrick Division

1988-89

Highlights

- Gene Ubriaco is hired as head coach on June 28.
- Mario Lemieux records a club-record five goals five different ways on Dec. 31 vs. New Jersey, scoring one goal each at even strength, on the power play, shorthanded, on a penalty shot and into an empty net.
- Lemieux better his records for goals (85), assists (114), points (199), power-play goals (31), shorthanded goals (13) and hat tricks (9).
- Pittsburgh sets an NHL record with 119 power-play goals.
- The Penguins return to the postseason for the first time in seven seasons, sweeping the Rangers before falling to Philadelphia in seven games.
- Lemieux ties NHL playoff records for goals (5) and points (8) in a game in a 10-7 Pittsburgh Game 1 win against Philadelphia.
- Lemieux captures his second Art Ross Trophy.

Transactions

Sept. 1, 1988 - Obtained Wendell Young and a seventh-round choice in the 1990 NHL Draft from Philadelphia for a 1990 third-round draft pick.

Nov. 1, 1988 - Obtained Richard Zemplak from Minnesota for Rob Gaudreau.

Nov. 12, 1988 - Obtained Tom Barrasso and a 1990 third-round draft pick from Buffalo for Doug Bodger and Darrin Shannon.

Dec. 17, 1988 - Obtained Gord Dineen and Scott Bjugstad from Minnesota for Ville Siren and Steve Gotaas.

Goaltenders

| GOALIE | W-L-O | GP | MP | GA | SO | GAA |
|-------------------|----------------|-----------|-------------|------------|----------|-------------|
| Frank Pietrangelo | 5-3-0 | 15 | 669 | 45 | 0 | 4.03 |
| Tom Barrasso | 18-15-7 | 44 | 2406 | 162 | 0 | 4.04 |
| Steve Guenette | 5-6-0 | 11 | 574 | 41 | 0 | 4.29 |
| Wendell Young | 12-9-0 | 22 | 1150 | 92 | 0 | 4.80 |
| Rick Tabaracci | 0-0-0 | 1 | 33 | 4 | 0 | 7.25 |
| TOTALS | 40-33-7 | 80 | 4844 | 349 | 0 | 4.32 |

Scoring

| PLAYERS | GP | G | A | PTS | PIM |
|--------------------|----|----|-----|-----|-----|
| Mario Lemieux | 76 | 85 | 114 | 199 | 100 |
| Rob Brown | 68 | 49 | 66 | 115 | 118 |
| Paul Coffey | 75 | 30 | 83 | 113 | 195 |
| Dan Quinn | 79 | 34 | 60 | 94 | 102 |
| Bob Errey | 76 | 26 | 32 | 58 | 124 |
| John Cullen | 79 | 12 | 37 | 49 | 112 |
| Zarley Zalapski | 58 | 12 | 33 | 45 | 57 |
| Randy Cunneynworth | 70 | 25 | 19 | 44 | 156 |
| Phil Bourque | 80 | 17 | 26 | 43 | 97 |
| Dave Hannan | 72 | 10 | 20 | 30 | 157 |
| Randy Hillier | 68 | 1 | 23 | 24 | 141 |
| Troy Loney | 69 | 10 | 6 | 16 | 165 |
| Jim Johnson | 76 | 2 | 14 | 16 | 163 |
| Kevin Stevens | 24 | 12 | 3 | 15 | 19 |
| Jock Callander | 30 | 6 | 5 | 11 | 20 |
| Dan Frawley | 46 | 3 | 4 | 7 | 66 |
| Steve Dykstra | 65 | 1 | 6 | 7 | 126 |
| Chris Dahlquist | 43 | 1 | 5 | 6 | 42 |
| Rod Buskas | 52 | 1 | 5 | 6 | 105 |
| Doug Bodger | 10 | 1 | 4 | 5 | 7 |
| Jay Caulfield | 58 | 1 | 4 | 5 | 285 |
| Tom Barrasso | 44 | 0 | 5 | 5 | 49 |
| Scott Bjugstad | 24 | 3 | 0 | 3 | 4 |
| Dave McLlwain | 24 | 1 | 2 | 3 | 4 |
| Gord Dineen | 38 | 1 | 2 | 3 | 44 |
| Mark Kachowski | 12 | 1 | 1 | 2 | 43 |
| Mark Recchi | 15 | 1 | 1 | 2 | 0 |
| Wendell Young | 22 | 0 | 2 | 2 | 4 |
| Ville Siren | 12 | 1 | 0 | 1 | 14 |
| Steve Guenette | 11 | 0 | 1 | 1 | 0 |
| Rick Tabaracci | 1 | 0 | 0 | 0 | 2 |
| Perry Ganchar | 3 | 0 | 0 | 0 | 0 |
| Frank Pietrangelo | 15 | 0 | 0 | 0 | 2 |
| Richard Zemplak | 31 | 0 | 0 | 0 | 135 |
| Bench | | | | | 16 |

Games

| DATE | RESULT | SCORE | OPPONENT |
|---------|--------|-------|--------------|
| Oct. 7 | W | 6-4 | Washington |
| Oct. 11 | W | 8-7 | WASHINGTON |
| Oct. 12 | L | 5-8 | Buffalo |
| Oct. 15 | W | 9-2 | ST. LOUIS |
| Oct. 18 | W | 4-2 | PHILADELPHIA |
| Oct. 21 | L | 4-6 | New Jersey |
| Oct. 22 | W | 7-4 | CHICAGO |
| Oct. 25 | W | 6-1 | CALGARY |
| Oct. 27 | L | 3-4 | St. Louis |
| Oct. 29 | W | 5-4 | Montreal |
| Oct. 30 | L | 2-9 | NY Rangers |
| Nov. 1 | W | 5-3 | VANCOUVER |
| Nov. 3 | L | 2-6 | QUEBEC |
| Nov. 6 | L | 4-5 | Philadelphia |
| Nov. 8 | L | 3-7 | EDMONTON |
| Nov. 10 | W | 5-1 | TORONTO |
| Nov. 12 | L | 2-7 | Los Angeles |
| Nov. 13 | W | 4-2 | Vancouver |
| Nov. 16 | L | 5-8 | Toronto |
| Nov. 19 | L | 3-6 | NY Islanders |
| Nov. 23 | W | 8-2 | NY RANGERS |
| Nov. 25 | W | 5-3 | Washington |
| Nov. 26 | W | 4-3 | PHILADELPHIA |
| Nov. 30 | W | 6-4 | WASHINGTON |
| Dec. 3 | W | 4-2 | NY ISLANDERS |
| Dec. 4 | T | 3-3* | Boston |
| Dec. 6 | W | 7-6 | CHICAGO |
| Dec. 8 | L | 3-4 | Philadelphia |
| Dec. 10 | T | 4-4* | NEW JERSEY |
| Dec. 14 | W | 5-4 | LOS ANGELES |
| Dec. 15 | W | 8-2 | NY Islanders |
| Dec. 17 | W | 3-2 | DETROIT |
| Dec. 20 | W | 5-3 | NY ISLANDERS |
| Dec. 21 | W | 6-1 | Toronto |
| Dec. 23 | T | 2-2* | New Jersey |
| Dec. 26 | W | 4-3* | Hartford |
| Dec. 29 | L | 2-3 | PHILADELPHIA |
| Dec. 31 | W | 8-6 | NEW JERSEY |
| Jan. 2 | L | 0-8 | Washington |
| Jan. 7 | L | 5-7 | VANCOUVER |
| Jan. 10 | W | 5-3 | NY ISLANDERS |

| DATE | RESULT | SCORE | OPPONENT |
|---------|--------|-------|--------------|
| Jan. 12 | W | 9-2 | Minnesota |
| Jan. 14 | T | 4-4* | NY RANGERS |
| Jan. 15 | L | 4-6 | NY Rangers |
| Jan. 17 | L | 2-5 | NY Islanders |
| Jan. 20 | L | 3-7 | Winnipeg |
| Jan. 21 | W | 7-4 | Edmonton |
| Jan. 25 | W | 5-4 | WINNIPEG |
| Jan. 28 | W | 10-5 | DETROIT |
| Jan. 31 | L | 1-5 | MONTREAL |
| Feb. 2 | W | 5-3 | Philadelphia |
| Feb. 3 | T | 3-3* | ST. LOUIS |
| Feb. 5 | W | 5-2 | Boston |
| Feb. 9 | W | 5-2 | QUEBEC |
| Feb. 11 | L | 1-8 | Quebec |
| Feb. 12 | L | 2-4 | CALGARY |
| Feb. 14 | W | 7-3 | BUFFALO |
| Feb. 17 | L | 1-5 | Buffalo |
| Feb. 18 | L | 3-5 | NY RANGERS |
| Feb. 21 | L | 1-2 | MINNESOTA |
| Feb. 23 | T | 6-6* | Detroit |
| Feb. 25 | T | 5-5* | NY Islanders |
| Feb. 26 | L | 6-8 | Hartford |
| Mar. 1 | W | 4-1 | NEW JERSEY |
| Mar. 3 | L | 2-4 | Washington |
| Mar. 5 | L | 2-4 | EDMONTON |
| Mar. 7 | L | 2-3* | Los Angeles |
| Mar. 9 | L | 3-10 | Calgary |
| Mar. 10 | W | 5-1 | Winnipeg |
| Mar. 12 | W | 6-5 | Chicago |
| Mar. 14 | L | 2-8 | BOSTON |
| Mar. 16 | W | 2-1 | New Jersey |
| Mar. 18 | L | 2-7 | MONTREAL |
| Mar. 20 | L | 2-7 | Minnesota |
| Mar. 22 | L | 4-5 | WASHINGTON |
| Mar. 25 | W | 5-4 | NEW JERSEY |
| Mar. 26 | W | 6-4 | NY Rangers |
| Mar. 30 | L | 5-9 | HARTFORD |
| Apr. 1 | W | 5-2 | NY RANGERS |
| Apr. 2 | W | 6-5* | Philadelphia |

Home games in all CAPS

* - Overtime

40-33-7, 2nd, Patrick Division

1989-90

Highlights

- Craig Patrick is named general manager and head coach on Dec. 5, replacing Tony Esposito and Gene Ubriaco.
- Pittsburgh hosts the All-Star Game on Jan. 21 for the first time. Mario Lemieux scores four goals and wins his third All-Star MVP award.
- Mario Lemieux records a 46-game point streak (39G-64A), the second-longest in league history, from Oct. 3 through Feb. 11. The streak is broken when he leaves a game against the Rangers on Feb. 14 with a back injury.

Transactions

June 17, 1989 - Obtained Randy Gilhen, Andrew McBain and Jim Kyte from Winnipeg for Randy Cunneynworth, Rick Tabaracci and Dave McLlwain.

Jan. 8, 1990 - Obtained Rod Buskas, Tony Tanti and Barry Pederson from Vancouver for Dan Quinn, Andrew McBain and Dave Capuano.

Goaltenders

| GOALIE | W-L-O | GP | MP | GA | SO | GAA |
|-------------------|----------------|-----------|-------------|------------|----------|-------------|
| Wendell Young | 16-20-3 | 43 | 2318 | 161 | 1 | 4.17 |
| Frank Pietrangelo | 8-6-2 | 21 | 1066 | 77 | 0 | 4.33 |
| Tom Barrasso | 7-12-3 | 24 | 1294 | 101 | 0 | 4.68 |
| Alain Chevrier | 1-2-0 | 3 | 166 | 14 | 0 | 5.06 |
| TOTALS | 32-40-8 | 80 | 4856 | 359 | 1 | 4.44 |

Scoring

| PLAYERS | GP | G | A | PTS | PIM |
|-------------------|----|----|----|-----|-----|
| Mario Lemieux | 59 | 45 | 78 | 123 | 78 |
| Paul Coffey | 80 | 29 | 74 | 103 | 95 |
| John Cullen | 72 | 32 | 60 | 92 | 138 |
| Rob Brown | 80 | 33 | 47 | 80 | 102 |
| Kevin Stevens | 76 | 29 | 41 | 70 | 171 |
| Mark Recchi | 74 | 30 | 37 | 67 | 44 |
| Phil Bourque | 76 | 22 | 17 | 39 | 108 |
| Bob Errey | 78 | 20 | 19 | 39 | 109 |
| Tony Tanti | 37 | 14 | 18 | 32 | 22 |
| Zarley Zalapski | 51 | 6 | 25 | 31 | 37 |
| Dan Quinn | 41 | 9 | 20 | 29 | 22 |
| Troy Loney | 67 | 11 | 16 | 27 | 168 |
| Barry Pederson | 38 | 4 | 18 | 22 | 29 |
| Randy Gilhen | 61 | 5 | 11 | 16 | 54 |
| Jim Johnson | 75 | 3 | 13 | 16 | 154 |
| Randy Hillier | 61 | 3 | 12 | 15 | 71 |
| Andrew McBain | 41 | 5 | 9 | 14 | 51 |
| Chris Dahlquist | 62 | 4 | 10 | 14 | 56 |
| Jock Callander | 30 | 4 | 7 | 11 | 49 |
| Gilbert Delorme | 54 | 3 | 7 | 10 | 44 |
| Gord Dineen | 69 | 1 | 8 | 9 | 125 |
| Richard Zemlak | 19 | 1 | 5 | 6 | 43 |
| Jim Kyte | 56 | 3 | 1 | 4 | 125 |
| Wendell Young | 43 | 0 | 4 | 4 | 8 |
| Jay Caufield | 37 | 1 | 2 | 3 | 123 |
| Jamie Leach | 10 | 0 | 3 | 3 | 0 |
| Doug Smith | 10 | 1 | 1 | 2 | 25 |
| Alain Chevrier | 3 | 0 | 1 | 1 | 2 |
| Mark Kachowski | 14 | 0 | 1 | 1 | 40 |
| Rod Buskas | 6 | 0 | 0 | 0 | 13 |
| Dave Capuano | 6 | 0 | 0 | 0 | 2 |
| Frank Pietrangelo | 21 | 0 | 0 | 0 | 2 |
| Tom Barrasso | 24 | 0 | 0 | 0 | 8 |
| Bench | | | | | 14 |

Games

| DATE | RESULT | SCORE | OPPONENT |
|---------|--------|-------|--------------|
| Oct. 5 | L | 4-5 | Boston |
| Oct. 7 | T | 4-4* | New Jersey |
| Oct. 10 | W | 5-1 | WINNIPEG |
| Oct. 14 | W | 2-1* | MONTREAL |
| Oct. 15 | L | 2-4 | NY Rangers |
| Oct. 17 | W | 7-5 | TORONTO |
| Oct. 18 | L | 3-9 | ST. LOUIS |
| Oct. 21 | L | 2-4 | BUFFALO |
| Oct. 25 | L | 6-8 | TORONTO |
| Oct. 26 | T | 3-3* | Detroit |
| Oct. 28 | L | 1-5 | Montreal |
| Oct. 31 | L | 4-8 | LOS ANGELES |
| Nov. 2 | W | 5-2 | NY ISLANDERS |
| Nov. 4 | W | 3-1 | Edmonton |
| Nov. 5 | L | 3-5 | Vancouver |
| Nov. 9 | L | 3-4 | Chicago |
| Nov. 11 | L | 3-8 | St. Louis |
| Nov. 14 | W | 6-0 | NY RANGERS |
| Nov. 16 | W | 8-2 | QUEBEC |
| Nov. 18 | W | 5-3 | NY ISLANDERS |
| Nov. 22 | L | 3-6 | NEW JERSEY |
| Nov. 24 | W | 7-4 | Washington |
| Nov. 25 | L | 1-4 | WASHINGTON |
| Nov. 28 | L | 3-6 | PHILADELPHIA |
| Nov. 30 | L | 1-4 | Philadelphia |
| Dec. 2 | W | 7-4 | Quebec |
| Dec. 6 | W | 5-3 | WASHINGTON |
| Dec. 8 | W | 3-2 | New Jersey |
| Dec. 9 | L | 4-6 | CHICAGO |
| Dec. 12 | W | 7-5 | BOSTON |
| Dec. 14 | T | 4-4* | Minnesota |
| Dec. 16 | L | 3-4 | Calgary |
| Dec. 19 | L | 4-8 | HARTFORD |
| Dec. 21 | W | 5-2 | WASHINGTON |
| Dec. 23 | L | 6-8 | NY Islanders |
| Dec. 26 | L | 3-6 | Washington |
| Dec. 27 | W | 7-4 | NY RANGERS |
| Dec. 31 | W | 5-4 | NY Rangers |
| Jan. 2 | L | 2-5 | BOSTON |
| Jan. 4 | W | 4-3 | VANCOUVER |
| Jan. 6 | W | 5-3 | WINNIPEG |

| DATE | RESULT | SCORE | OPPONENT |
|---------|--------|-------|--------------|
| Jan. 8 | W | 7-5 | NY Rangers |
| Jan. 10 | L | 3-6 | New Jersey |
| Jan. 12 | W | 6-4 | Washington |
| Jan. 16 | W | 4-3 | PHILADELPHIA |
| Jan. 18 | T | 3-3* | NY RANGERS |
| Jan. 23 | L | 2-4 | NEW JERSEY |
| Jan. 25 | W | 5-3 | Detroit |
| Jan. 27 | L | 3-9 | NY Islanders |
| Jan. 28 | L | 2-7 | Buffalo |
| Jan. 30 | L | 3-6 | PHILADELPHIA |
| Feb. 2 | W | 6-3 | EDMONTON |
| Feb. 3 | L | 4-8 | Toronto |
| Feb. 6 | L | 7-8* | NY ISLANDERS |
| Feb. 8 | W | 7-5 | WASHINGTON |
| Feb. 10 | W | 7-6 | LOS ANGELES |
| Feb. 11 | W | 4-1 | Philadelphia |
| Feb. 14 | W | 4-3* | NY Rangers |
| Feb. 16 | T | 3-3* | Winnipeg |
| Feb. 18 | L | 4-6 | Chicago |
| Feb. 20 | W | 6-4 | PHILADELPHIA |
| Feb. 22 | W | 4-3* | NY ISLANDERS |
| Feb. 24 | L | 1-11 | Montreal |
| Feb. 26 | L | 2-3 | Quebec |
| Feb. 28 | W | 2-1 | NEW JERSEY |
| Mar. 2 | L | 5-6 | New Jersey |
| Mar. 4 | W | 8-6 | MINNESOTA |
| Mar. 6 | L | 3-4* | Edmonton |
| Mar. 7 | L | 3-6 | Calgary |
| Mar. 10 | L | 2-8 | Los Angeles |
| Mar. 11 | L | 3-5 | Vancouver |
| Mar. 15 | W | 6-1 | DETROIT |
| Mar. 17 | L | 2-6 | MINNESOTA |
| Mar. 18 | T | 2-2* | NY Islanders |
| Mar. 22 | L | 3-5 | Philadelphia |
| Mar. 24 | T | 3-3* | CALGARY |
| Mar. 25 | L | 2-4 | Hartford |
| Mar. 27 | T | 3-3* | HARTFORD |
| Mar. 29 | L | 4-5 | St. Louis |
| Mar. 31 | L | 2-3* | BUFFALO |

Home games in all CAPS

* - Overtime

32-40-8, 5th, Patrick Division

1990-91

Highlights

- “Badger” Bob Johnson is named Penguins head coach on June 12.
- The Penguins win their first division title, capturing the Patrick Division crown with a 7-4 win at Detroit on Mar. 27.
- The Penguins down New Jersey [4-3], Washington [4-1], Boston [4-2] and Minnesota [4-2] to capture their first Stanley Cup.
- Mario Lemieux wins the Conn Smythe Trophy as playoff MVP.
- Jaromir Jagr is named to the NHL All-Rookie Team.

Transactions

June 16, 1990 - Obtained Joe Mullen from Calgary for a 1990 second-round draft pick.

July 20, 1990 - Bryan Trottier signed as a free agent.

Oct. 2, 1990 - Obtained Gord Roberts from St. Louis for a 1992 11th-round draft pick.

Dec. 11, 1990 - Obtained Larry Murphy and Peter Taglianetti from Minnesota for Jim Johnson and Chris Dahlquist.

Dec. 13, 1990 - Obtained Jiri Hrdina from Calgary for Jim Kyte.

Dec. 21, 1990 - Obtained Scott Young from Hartford for Rob Brown.

Mar. 4, 1991 - Obtained Ron Francis, Ulf Samuelsson and Grant Jennings from Hartford for John Cullen, Zarley Zalapski and Jeff Parker.

Mar. 5, 1991 - Obtained Ken Priestley from Buffalo for Tony Tanti.

Goaltenders

| GOALIE | W-L-O | GP | MP | GA | SO | GAA |
|-------------------|----------------|-----------|-------------|------------|----------|-------------|
| Tom Barrasso | 27-16-3 | 48 | 2754 | 165 | 1 | 3.59 |
| Frank Pietrangelo | 10-11-1 | 25 | 1311 | 86 | 0 | 3.94 |
| Wendell Young | 4-6-2 | 18 | 773 | 52 | 0 | 4.04 |
| TOTALS | 41-33-6 | 80 | 4843 | 305 | 1 | 3.78 |

Scoring

| PLAYERS | GP | G | A | PTS | PIM |
|-------------------|----|----|----|-----|-----|
| Mark Recchi | 78 | 40 | 73 | 113 | 48 |
| John Cullen | 65 | 31 | 63 | 94 | 83 |
| Paul Coffey | 76 | 24 | 69 | 93 | 128 |
| Kevin Stevens | 80 | 40 | 46 | 86 | 133 |
| Jaromir Jagr | 80 | 27 | 30 | 57 | 42 |
| Zarley Zalapski | 66 | 12 | 36 | 48 | 59 |
| Mario Lemieux | 26 | 19 | 26 | 45 | 30 |
| Bob Errey | 79 | 20 | 22 | 42 | 115 |
| Joe Mullen | 47 | 17 | 22 | 39 | 6 |
| Phil Bourque | 78 | 20 | 14 | 34 | 106 |
| Bryan Trottier | 52 | 9 | 19 | 28 | 24 |
| Larry Murphy | 44 | 5 | 23 | 28 | 30 |
| Scott Young | 43 | 11 | 16 | 27 | 33 |
| Randy Gilhen | 72 | 15 | 10 | 25 | 51 |
| Paul Stanton | 75 | 5 | 18 | 23 | 40 |
| Jiri Hrdina | 37 | 6 | 14 | 20 | 13 |
| Tony Tanti | 46 | 6 | 12 | 18 | 44 |
| Troy Loney | 44 | 7 | 9 | 16 | 85 |
| Rob Brown | 25 | 6 | 10 | 16 | 31 |
| Gord Roberts | 61 | 3 | 12 | 15 | 70 |
| Barry Pederson | 46 | 6 | 8 | 14 | 21 |
| Peter Taglianetti | 39 | 3 | 8 | 11 | 93 |
| Ron Francis | 14 | 2 | 9 | 11 | 21 |
| Ulf Samuelsson | 14 | 1 | 4 | 5 | 37 |
| Jim Johnson | 24 | 0 | 5 | 5 | 23 |
| Tom Barrasso | 48 | 0 | 5 | 5 | 40 |
| Randy Hillier | 31 | 2 | 2 | 4 | 32 |
| Grant Jennings | 13 | 1 | 3 | 4 | 26 |
| Chris Dahlquist | 22 | 1 | 2 | 3 | 30 |
| Jamie Leach | 7 | 2 | 0 | 2 | 0 |
| Jay Caufield | 23 | 1 | 1 | 2 | 71 |
| Jeff Daniels | 11 | 0 | 2 | 2 | 2 |
| Ken Priestley | 2 | 0 | 1 | 1 | 0 |
| Brad Aitken | 6 | 0 | 1 | 1 | 25 |
| Wendell Young | 18 | 0 | 1 | 1 | 0 |
| Frank Pietrangelo | 25 | 0 | 1 | 1 | 24 |
| Jim Kyte | 1 | 0 | 0 | 0 | 2 |
| Jim Paek | 3 | 0 | 0 | 0 | 9 |
| Gord Dineen | 9 | 0 | 0 | 0 | 6 |
| Bench | | | | | 8 |

Games

| DATE | RESULT | SCORE | OPPONENT |
|---------|--------|-------|--------------|
| Oct. 5 | W | 7-4 | Washington |
| Oct. 7 | W | 7-4 | NEW JERSEY |
| Oct. 9 | L | 3-4 | St. Louis |
| Oct. 11 | L | 1-4 | Chicago |
| Oct. 13 | W | 6-4 | NY Islanders |
| Oct. 16 | L | 1-5 | PHILADELPHIA |
| Oct. 19 | T | 4-4* | Buffalo |
| Oct. 20 | L | 3-4 | NY RANGERS |
| Oct. 23 | L | 4-5 | MONTREAL |
| Oct. 25 | W | 6-3 | QUEBEC |
| Oct. 27 | L | 5-7 | New Jersey |
| Oct. 28 | W | 8-3 | NY ISLANDERS |
| Oct. 30 | W | 6-2 | Philadelphia |
| Nov. 3 | W | 3-1 | NY RANGERS |
| Nov. 6 | W | 6-5 | CALGARY |
| Nov. 8 | L | 2-3 | ST. LOUIS |
| Nov. 10 | T | 3-3* | Boston |
| Nov. 13 | W | 4-1 | Minnesota |
| Nov. 14 | W | 6-4 | Winnipeg |
| Nov. 17 | L | 1-2* | Los Angeles |
| Nov. 21 | L | 4-5 | PHILADELPHIA |
| Nov. 23 | L | 3-7 | Washington |
| Nov. 24 | W | 3-2* | WASHINGTON |
| Nov. 27 | L | 3-7 | EDMONTON |
| Nov. 29 | L | 4-6 | HARTFORD |
| Dec. 1 | L | 3-6 | Minnesota |
| Dec. 3 | W | 9-4 | NY Rangers |
| Dec. 5 | L | 1-3 | WASHINGTON |
| Dec. 7 | T | 2-2* | VANCOUVER |
| Dec. 8 | L | 1-3 | Hartford |
| Dec. 11 | L | 1-4 | CHICAGO |
| Dec. 13 | W | 9-5 | NEW JERSEY |
| Dec. 14 | W | 4-3 | Buffalo |
| Dec. 16 | W | 4-1 | DETROIT |
| Dec. 18 | W | 9-2 | WINNIPEG |
| Dec. 20 | W | 4-3 | MINNESOTA |
| Dec. 22 | W | 4-3 | NY Islanders |
| Dec. 23 | L | 3-4* | NY ISLANDERS |
| Dec. 26 | W | 7-3 | Washington |
| Dec. 28 | W | 5-0 | DETROIT |
| Dec. 29 | L | 3-6 | Toronto |

| DATE | RESULT | SCORE | OPPONENT |
|---------|--------|-------|--------------|
| Dec. 31 | W | 4-3 | ST. LOUIS |
| Jan. 3 | L | 5-7 | NY RANGERS |
| Jan. 5 | W | 5-2 | NEW JERSEY |
| Jan. 6 | L | 3-6 | Montreal |
| Jan. 8 | W | 6-1 | EDMONTON |
| Jan. 10 | W | 5-1 | CALGARY |
| Jan. 15 | L | 4-5 | Philadelphia |
| Jan. 17 | W | 6-5* | Toronto |
| Jan. 22 | W | 5-3 | NEW JERSEY |
| Jan. 26 | W | 6-5 | Quebec |
| Jan. 29 | W | 3-2* | WASHINGTON |
| Jan. 31 | L | 2-4 | Philadelphia |
| Feb. 2 | W | 6-2 | BOSTON |
| Feb. 3 | L | 3-6 | Boston |
| Feb. 8 | L | 2-6 | Winnipeg |
| Feb. 11 | L | 5-7 | Edmonton |
| Feb. 14 | W | 5-2 | NY ISLANDERS |
| Feb. 16 | L | 3-4 | NY Islanders |
| Feb. 19 | W | 6-3 | BUFFALO |
| Feb. 21 | W | 11-4 | TORONTO |
| Feb. 22 | L | 2-5 | New Jersey |
| Feb. 24 | T | 5-5* | Washington |
| Feb. 26 | L | 2-8 | Los Angeles |
| Feb. 27 | L | 3-4 | Vancouver |
| Mar. 1 | L | 2-6 | Calgary |
| Mar. 5 | W | 4-1 | VANCOUVER |
| Mar. 7 | W | 3-2 | LOS ANGELES |
| Mar. 9 | W | 5-2 | Hartford |
| Mar. 10 | W | 4-3 | NY Islanders |
| Mar. 12 | T | 4-4* | MONTREAL |
| Mar. 16 | W | 6-3 | QUEBEC |
| Mar. 17 | W | 4-2 | NY Rangers |
| Mar. 19 | L | 4-5 | New Jersey |
| Mar. 21 | W | 5-4* | NY RANGERS |
| Mar. 23 | L | 5-7 | CHICAGO |
| Mar. 26 | W | 3-1 | Philadelphia |
| Mar. 27 | W | 7-4 | Detroit |
| Mar. 30 | T | 4-4* | PHILADELPHIA |
| Mar. 31 | L | 3-6 | NY Rangers |

Home games in all CAPS * - Overtime

41-33-6, 1st, Patrick Division, Stanley Cup Champions

1991-92

Highlights

- Scott Bowman is named interim coach on Oct. 1.
- The Penguins honor the late Bob Johnson in a candlelight ceremony on Nov. 27 vs. New Jersey.
- Joe Mullen scores four goals in back-to-back games on Dec. 23 vs. the NY Islanders and Dec. 26 vs. Toronto. He is the first Penguin to do so.
- Kevin Stevens sets an NHL record [since broken] for points in a season by an American-born player and most points by a left wing with 123 [54G-69A].
- The Penguins defeat Washington [4-3], the New York Rangers [4-2], Boston [4-0] and Chicago [4-0] to win their second straight Stanley Cup.

Transactions

Feb. 19, 1992 - Obtained Jeff Chychrun, Brian Benning and a 1992 first-round draft pick from Los Angeles for Paul Coffey.

Feb. 19, 1992 - Obtained Rick Tocchet, Kjell Samuelsson, Ken Wregget and a conditional draft pick from Philadelphia for Mark Recchi, Brian Benning and Los Angeles' 1992 first-round draft pick.

Mar. 10, 1992 - Obtained Bryan Fogarty from Quebec for Scott Young; Obtained 1994 third- and seventh-round draft picks from Hartford for Frank Pietrangelo.

Goaltenders

| GOALIE | W-L-O | GP | MP | GA | SO | GAA |
|-------------------|----------------|-----------|-------------|------------|----------|-------------|
| Tom Barrasso | 25-22-9 | 57 | 3329 | 196 | 1 | 3.53 |
| Wendell Young | 7-6-0 | 18 | 838 | 53 | 0 | 3.80 |
| Ken Wregget | 5-3-0 | 9 | 448 | 31 | 0 | 4.15 |
| Frank Pietrangelo | 2-1-0 | 5 | 225 | 20 | 0 | 5.33 |
| TOTALS | 39-32-9 | 80 | 4854 | 308 | 1 | 3.81 |

Scoring

| PLAYERS | GP | G | A | PTS | PIM |
|-------------------|----|----|----|-----|-----|
| Mario Lemieux | 64 | 44 | 87 | 131 | 94 |
| Kevin Stevens | 80 | 54 | 69 | 123 | 254 |
| Joe Mullen | 77 | 42 | 45 | 87 | 30 |
| Larry Murphy | 77 | 21 | 56 | 77 | 48 |
| Mark Recchi | 58 | 33 | 37 | 70 | 78 |
| Jaromir Jagr | 70 | 32 | 37 | 69 | 34 |
| Paul Coffey | 54 | 10 | 54 | 64 | 62 |
| Ron Francis | 70 | 21 | 33 | 54 | 30 |
| Bob Errey | 78 | 19 | 16 | 35 | 119 |
| Rick Tocchet | 19 | 14 | 16 | 30 | 49 |
| Bryan Trottier | 63 | 11 | 18 | 29 | 54 |
| Phil Bourque | 58 | 10 | 16 | 26 | 58 |
| Troy Loney | 76 | 10 | 16 | 26 | 127 |
| Gord Roberts | 73 | 2 | 22 | 24 | 87 |
| Jiri Hrdina | 56 | 3 | 13 | 16 | 16 |
| Ulf Samuelsson | 62 | 1 | 14 | 15 | 206 |
| Ken Priestlay | 49 | 2 | 8 | 10 | 4 |
| Paul Stanton | 54 | 2 | 8 | 10 | 62 |
| Jamie Leach | 38 | 5 | 4 | 9 | 8 |
| Grant Jennings | 53 | 4 | 5 | 9 | 104 |
| Jim Paek | 49 | 1 | 7 | 8 | 36 |
| Peter Taglianetti | 44 | 1 | 3 | 4 | 57 |
| Shawn McEachern | 15 | 0 | 4 | 4 | 0 |
| Tom Barrasso | 57 | 0 | 4 | 4 | 30 |
| Kjell Samuelsson | 20 | 1 | 2 | 3 | 34 |
| Ken Wregget | 32 | 0 | 2 | 2 | 2 |
| Jeff Chychrun | 17 | 0 | 1 | 1 | 35 |
| Gord Dineen | 1 | 0 | 0 | 0 | 0 |
| Glen Mulvenna | 1 | 0 | 0 | 0 | 2 |
| Todd Nelson | 1 | 0 | 0 | 0 | 0 |
| Jeff Daniels | 2 | 0 | 0 | 0 | 0 |
| Frank Pietrangelo | 5 | 0 | 0 | 0 | 0 |
| Wendell Young | 18 | 0 | 0 | 0 | 0 |
| Jay Caufield | 50 | 0 | 0 | 0 | 175 |
| Bench | | | | | 12 |

Games

| DATE | RESULT | SCORE | OPPONENT |
|---------|--------|-------|--------------|
| Oct. 4 | W | 5-4 | Buffalo |
| Oct. 6 | T | 2-2* | PHILADELPHIA |
| Oct. 10 | W | 6-3 | Philadelphia |
| Oct. 12 | L | 1-4 | New Jersey |
| Oct. 15 | W | 7-6* | NY Islanders |
| Oct. 17 | W | 8-5 | NY ISLANDERS |
| Oct. 19 | L | 4-5 | NY RANGERS |
| Oct. 22 | T | 4-4* | CHICAGO |
| Oct. 24 | L | 2-4 | NEW JERSEY |
| Oct. 26 | L | 1-4 | Montreal |
| Oct. 29 | L | 0-8 | WASHINGTON |
| Oct. 31 | W | 8-1 | MINNESOTA |
| Nov. 2 | L | 5-6 | HARTFORD |
| Nov. 5 | T | 5-5* | BOSTON |
| Nov. 8 | W | 3-1 | Winnipeg |
| Nov. 9 | W | 3-2 | Minnesota |
| Nov. 11 | L | 1-3 | NY Rangers |
| Nov. 13 | W | 5-4* | EDMONTON |
| Nov. 15 | L | 2-6 | Washington |
| Nov. 18 | W | 7-3 | Quebec |
| Nov. 20 | W | 5-2 | PHILADELPHIA |
| Nov. 23 | T | 2-2* | NY ISLANDERS |
| Nov. 27 | W | 8-4 | NEW JERSEY |
| Nov. 29 | W | 9-3 | Philadelphia |
| Nov. 30 | W | 5-1 | PHILADELPHIA |
| Dec. 3 | L | 3-5 | Edmonton |
| Dec. 5 | W | 8-0 | San Jose |
| Dec. 7 | L | 1-6 | St. Louis |
| Dec. 10 | W | 5-3 | NY RANGERS |
| Dec. 13 | W | 4-3 | New Jersey |
| Dec. 14 | L | 2-7 | WASHINGTON |
| Dec. 17 | W | 10-2 | SAN JOSE |
| Dec. 19 | W | 6-4 | Boston |
| Dec. 21 | L | 5-7 | NY RANGERS |
| Dec. 23 | W | 6-3 | NY Islanders |
| Dec. 26 | W | 12-1 | TORONTO |
| Dec. 28 | W | 6-2 | Washington |
| Dec. 29 | W | 6-3 | NY Rangers |
| Dec. 31 | L | 4-7 | NEW JERSEY |
| Jan. 2 | L | 0-4 | New Jersey |
| Jan. 4 | W | 3-2 | WINNIPEG |

| DATE | RESULT | SCORE | OPPONENT |
|---------|--------|-------|--------------|
| Jan. 7 | L | 2-5 | LOS ANGELES |
| Jan. 10 | L | 5-7 | Calgary |
| Jan. 12 | W | 4-3 | Vancouver |
| Jan. 16 | T | 3-3* | Detroit |
| Jan. 23 | L | 4-5* | BUFFALO |
| Jan. 25 | W | 5-3 | NY Islanders |
| Jan. 26 | L | 4-6 | Washington |
| Jan. 28 | L | 0-4 | WINNIPEG |
| Jan. 30 | L | 5-8 | NY ISLANDERS |
| Feb. 1 | W | 4-1 | ST. LOUIS |
| Feb. 3 | T | 4-4* | DETROIT |
| Feb. 5 | L | 3-4 | NY Rangers |
| Feb. 8 | L | 3-4 | LOS ANGELES |
| Feb. 9 | L | 3-6 | Boston |
| Feb. 15 | L | 2-5 | Minnesota |
| Feb. 16 | T | 3-3* | Philadelphia |
| Feb. 18 | W | 7-1 | TORONTO |
| Feb. 20 | T | 4-4* | QUEBEC |
| Feb. 22 | L | 1-2 | Montreal |
| Feb. 25 | L | 3-5 | Washington |
| Feb. 27 | L | 4-8 | HARTFORD |
| Feb. 29 | W | 5-2 | BUFFALO |
| Mar. 3 | W | 6-3 | Calgary |
| Mar. 6 | W | 7-3 | San Jose |
| Mar. 7 | L | 3-5 | Los Angeles |
| Mar. 10 | W | 5-2 | CALGARY |
| Mar. 12 | W | 6-4 | NY ISLANDERS |
| Mar. 14 | L | 3-6 | Toronto |
| Mar. 15 | W | 4-3 | Chicago |
| Mar. 17 | W | 6-5 | EDMONTON |
| Mar. 19 | W | 6-3 | QUEBEC |
| Mar. 22 | T | 2-2* | Hartford |
| Mar. 24 | L | 3-4 | Detroit |
| Mar. 26 | W | 7-3 | VANCOUVER |
| Mar. 28 | W | 6-3 | MONTREAL |
| Mar. 31 | W | 6-5 | PHILADELPHIA |
| Apr. 13 | L | 1-5 | New Jersey |
| Apr. 15 | W | 4-1 | WASHINGTON |
| Apr. 16 | L | 1-7 | NY Rangers |

Home games in all CAPS * - Overtime

39-32-9, 3rd, Patrick Division, Stanley Cup Champions

1992-93

Highlights

- Pittsburgh starts the regular season with a 10-game unbeaten streak (8-0-2) from Oct. 6-27.
- Mario Lemieux records a goal in 12 consecutive games from Oct. 6 through Nov. 1 (18 goals in all) to set a team record.
- Larry Murphy becomes the ninth defenseman in league history to record 800 points on Jan. 26 vs. Washington.
- The Penguins set a new team record with 24 road victories on Mar. 14.
- Mario Lemieux becomes the second player in team history to record back-to-back four-goal games on Mar. 18 vs. Washington and Mar. 20 vs. Philadelphia.
- Tom Barrasso sets a team record with 14 consecutive wins from Mar. 9 through Apr. 9.
- The Penguins clinch the Presidents' Trophy with a 5-3 win at Quebec on Apr. 3.
- The Penguins set a league record for longest winning streak, recording 17 consecutive victories from Mar. 9 through Apr. 9, breaking the NY Islanders record of 15 set in 1981-82.

Transactions

Aug. 25, 1992 - Dave Tippett signed as a free agent.

Sept. 30, 1992 - Mike Stapleton signed as a free agent.

Nov. 6, 1992 - Obtained Peter Ahola from Los Angeles for Jeff Chychrun.

Mar. 22, 1993 - Obtained Peter Taglianetti from Tampa Bay for a 1993 third-round draft pick.

Mar. 22, 1993 - Obtained Mike Ramsey from Buffalo for Bob Errey.

Goaltenders

| GOALIE | W-L-O | GP | MP | GA | SO | GAA |
|---------------|----------------|-----------|-------------|------------|----------|-------------|
| Tom Barrasso | 43-14-5 | 63 | 3702 | 186 | 4 | 3.01 |
| Ken Wregget | 13-7-2 | 25 | 1368 | 78 | 0 | 3.42 |
| Team | | | | | 1 | |
| TOTALS | 56-21-7 | 84 | 5083 | 268 | 5 | 3.16 |

Scoring

| PLAYERS | GP | G | A | PTS | PIM |
|-------------------|----|----|----|-----|-----|
| Mario Lemieux | 60 | 69 | 91 | 160 | 38 |
| Kevin Stevens | 72 | 55 | 56 | 111 | 177 |
| Rick Tocchet | 80 | 48 | 61 | 109 | 252 |
| Ron Francis | 84 | 24 | 76 | 100 | 68 |
| Jaromir Jagr | 81 | 34 | 60 | 94 | 61 |
| Larry Murphy | 83 | 22 | 63 | 85 | 73 |
| Joe Mullen | 72 | 33 | 37 | 70 | 14 |
| Shawn McEachern | 84 | 28 | 33 | 61 | 46 |
| Ulf Samuelsson | 77 | 3 | 26 | 29 | 249 |
| Dave Tippett | 74 | 6 | 19 | 25 | 56 |
| Troy Loney | 82 | 5 | 16 | 21 | 99 |
| Jim Paek | 77 | 3 | 15 | 18 | 64 |
| Paul Stanton | 77 | 4 | 12 | 16 | 97 |
| Martin Straka | 42 | 3 | 13 | 16 | 29 |
| Bob Errey | 54 | 8 | 6 | 14 | 76 |
| Mike Needham | 56 | 8 | 5 | 13 | 14 |
| Mike Stapleton | 78 | 4 | 9 | 13 | 10 |
| Jeff Daniels | 58 | 5 | 4 | 9 | 14 |
| Kjell Samuelsson | 63 | 3 | 6 | 9 | 106 |
| Tom Barrasso | 63 | 0 | 8 | 8 | 24 |
| Peter Taglianetti | 11 | 1 | 4 | 5 | 34 |
| Grant Jennings | 58 | 0 | 5 | 5 | 65 |
| Bryan Fogarty | 12 | 0 | 4 | 4 | 4 |
| Mike Ramsey | 12 | 1 | 2 | 3 | 8 |
| Peter Ahola | 22 | 0 | 1 | 1 | 14 |
| Ken Wregget | 25 | 0 | 1 | 1 | 6 |
| Jamie Leach | 5 | 0 | 0 | 0 | 2 |
| Jeff Chychrun | 1 | 0 | 0 | 0 | 2 |
| Jay Caufield | 26 | 0 | 0 | 0 | 60 |
| Bench | | | | | 14 |

Games

| DATE | RESULT | SCORE | OPPONENT |
|---------|--------|-------|--------------|
| Oct. 6 | T | 3-3* | PHILADELPHIA |
| Oct. 8 | W | 7-3 | NY ISLANDERS |
| Oct. 10 | T | 3-3* | Montreal |
| Oct. 13 | W | 6-5 | BUFFALO |
| Oct. 15 | W | 5-2 | MONTREAL |
| Oct. 17 | W | 7-3 | Hartford |
| Oct. 20 | W | 5-1 | VANCOUVER |
| Oct. 22 | W | 9-6 | DETROIT |
| Oct. 24 | W | 4-3 | New Jersey |
| Oct. 27 | W | 7-2 | Ottawa |
| Oct. 29 | L | 4-6 | St. Louis |
| Nov. 1 | W | 5-4 | Tampa Bay |
| Nov. 3 | W | 2-0 | NY ISLANDERS |
| Nov. 5 | W | 8-4 | ST. LOUIS |
| Nov. 7 | L | 2-4 | Toronto |
| Nov. 8 | L | 2-7 | Chicago |
| Nov. 10 | W | 4-1 | Minnesota |
| Nov. 12 | T | 4-4* | QUEBEC |
| Nov. 13 | L | 0-8 | Detroit |
| Nov. 17 | W | 4-2 | BUFFALO |
| Nov. 20 | W | 4-1 | New Jersey |
| Nov. 21 | W | 2-0 | NEW JERSEY |
| Nov. 23 | W | 5-2 | NY Rangers |
| Nov. 25 | L | 3-11 | NY RANGERS |
| Nov. 27 | L | 4-6 | Washington |
| Nov. 28 | W | 5-3 | WASHINGTON |
| Dec. 1 | W | 7-3 | NY Islanders |
| Dec. 3 | L | 3-5 | Los Angeles |
| Dec. 5 | W | 9-4 | San Jose |
| Dec. 8 | W | 5-2 | WINNIPEG |
| Dec. 11 | L | 1-2 | New Jersey |
| Dec. 12 | W | 6-5 | NEW JERSEY |
| Dec. 15 | W | 6-2 | PHILADELPHIA |
| Dec. 17 | W | 5-4* | Philadelphia |
| Dec. 19 | L | 3-4 | NY ISLANDERS |
| Dec. 21 | W | 7-4 | QUEBEC |
| Dec. 23 | W | 4-0 | Philadelphia |
| Dec. 27 | W | 4-2 | Buffalo |
| Dec. 31 | T | 3-3* | TORONTO |
| Jan. 2 | W | 5-2 | NY RANGERS |
| Jan. 5 | W | 6-2 | BOSTON |
| Jan. 7 | L | 3-6 | MINNESOTA |
| Jan. 9 | W | 3-2 | CALGARY |

| DATE | RESULT | SCORE | OPPONENT |
|---------|--------|-------|--------------|
| Jan. 10 | L | 2-3 | Winnipeg |
| Jan. 14 | L | 0-7 | Boston |
| Jan. 16 | W | 6-1 | OTTAWA |
| Jan. 19 | W | 5-2 | Vancouver |
| Jan. 22 | L | 1-2 | Edmonton |
| Jan. 23 | W | 4-3 | Calgary |
| Jan. 26 | W | 6-3 | WASHINGTON |
| Jan. 28 | L | 2-5 | NY ISLANDERS |
| Jan. 30 | W | 4-2 | PHILADELPHIA |
| Jan. 31 | T | 2-2* | Washington |
| Feb. 8 | W | 4-0 | BOSTON |
| Feb. 10 | W | 3-0 | NY Rangers |
| Feb. 13 | W | 4-1 | CHICAGO |
| Feb. 14 | L | 4-7 | Buffalo |
| Feb. 18 | L | 4-5 | EDMONTON |
| Feb. 20 | L | 2-4 | NY Islanders |
| Feb. 21 | W | 4-3 | Hartford |
| Feb. 23 | L | 1-3 | NEW JERSEY |
| Feb. 25 | L | 1-2 | Ottawa |
| Feb. 27 | T | 3-3* | TAMPA BAY |
| Feb. 28 | W | 4-2 | Washington |
| Mar. 2 | L | 4-5 | Philadelphia |
| Mar. 5 | L | 1-3 | NY Rangers |
| Mar. 9 | W | 3-2 | BOSTON |
| Mar. 11 | W | 4-3* | LOS ANGELES |
| Mar. 14 | W | 3-2 | NY Islanders |
| Mar. 18 | W | 7-5 | WASHINGTON |
| Mar. 20 | W | 9-3 | PHILADELPHIA |
| Mar. 21 | W | 6-4 | Edmonton |
| Mar. 23 | W | 7-2 | SAN JOSE |
| Mar. 25 | W | 4-3 | NEW JERSEY |
| Mar. 27 | W | 5-3 | Boston |
| Mar. 28 | W | 4-1 | Washington |
| Mar. 30 | W | 6-4 | OTTAWA |
| Apr. 1 | W | 10-2 | HARTFORD |
| Apr. 3 | W | 5-3 | Quebec |
| Apr. 4 | W | 5-2 | New Jersey |
| Apr. 7 | W | 4-3* | MONTREAL |
| Apr. 9 | W | 10-4 | NY Rangers |
| Apr. 10 | W | 4-2 | NY RANGERS |
| Apr. 14 | T | 6-6* | New Jersey |

Home games in all CAPS

* - Overtime

56-21-7, 1st, Patrick Division

1993-94

Highlights

- Ed Johnston named head coach and Bryan Trottier named player/assistant coach on June 22.
- Ron Francis records his 1,000th point on Oct. 28 vs. Quebec.
- Ed Johnston sets a club record with his 96th career coaching victory on Dec. 21 vs. Tampa Bay (since surpassed).
- Bryan Trottier records his 900th career assist on Jan. 3 at Ottawa.
- Tom Barrasso sets the record for most wins by an American-born goaltender with his 253rd victory on Feb. 15 vs. Winnipeg.
- A pair of milestones: Mario Lemieux records his 1,200th career point and Larry Murphy records his 900th career point on Mar. 26 at Calgary.
- The Penguins clinch the first-ever Northeast Division title on Apr. 11 with a 4-0 win at Ottawa.

Transactions

June 22, 1993 - Bryan Trottier signed as a free agent.

Aug. 27, 1993 - Obtained Marty McSorley from Los Angeles for Shawn McEachern.

Sept. 28, 1993 - Doug Brown signed as a free agent.

Oct. 8, 1993 - Obtained a 1994 third-round draft pick from Boston for Paul Stanton.

Feb. 15, 1994 - Obtained Shawn McEachern and Tomas Sandstrom from Los Angeles for Marty McSorley and Jim Paek.

Mar. 19, 1994 - Obtained Greg Hawgood from Florida for Jeff Daniels.

Mar. 21, 1994 - Obtained Jim McKenzie from Dallas for Mike Needham.

Goaltenders

| GOALIE | W-L-O | GP | MP | GA | SO | GAA |
|----------------|-----------------|-----------|-------------|------------|----------|-------------|
| Roberto Romano | 1-0-1 | 2 | 125 | 3 | 0 | 1.44 |
| Tom Barrasso | 22-15-5 | 44 | 2482 | 139 | 2 | 3.36 |
| Ken Wregget | 21-12-7 | 42 | 2456 | 138 | 1 | 3.37 |
| Rob Dopson | 0-0-0 | 2 | 45 | 3 | 0 | 3.96 |
| TOTALS | 44-27-13 | 84 | 5118 | 285 | 3 | 3.34 |

Scoring

| PLAYERS | GP | G | A | PTS | PIM |
|-------------------|----|----|----|-----|-----|
| Jaromir Jagr | 80 | 32 | 67 | 99 | 61 |
| Ron Francis | 82 | 27 | 66 | 93 | 62 |
| Kevin Stevens | 83 | 41 | 47 | 88 | 155 |
| Larry Murphy | 84 | 17 | 56 | 73 | 44 |
| Joe Mullen | 84 | 38 | 32 | 70 | 41 |
| Martin Straka | 84 | 30 | 34 | 64 | 24 |
| Doug Brown | 77 | 18 | 37 | 55 | 18 |
| Rick Tocchet | 51 | 14 | 26 | 40 | 134 |
| Mario Lemieux | 22 | 17 | 20 | 37 | 32 |
| Ulf Samuelsson | 80 | 5 | 24 | 29 | 199 |
| Shawn McEachern | 27 | 12 | 9 | 21 | 10 |
| Marty McSorley | 47 | 3 | 18 | 21 | 139 |
| Tomas Sandstrom | 27 | 6 | 11 | 17 | 24 |
| Bryan Trottier | 41 | 4 | 11 | 15 | 36 |
| Peter Taglianetti | 60 | 2 | 12 | 14 | 142 |
| Kjell Samuelsson | 59 | 5 | 8 | 13 | 118 |
| Mike Stapleton | 58 | 7 | 4 | 11 | 18 |
| Markus Naslund | 71 | 4 | 7 | 11 | 27 |
| Greg Brown | 36 | 3 | 8 | 11 | 28 |
| Jeff Daniels | 63 | 3 | 5 | 8 | 20 |
| Grant Jennings | 61 | 2 | 4 | 6 | 126 |
| Ed Patterson | 27 | 3 | 1 | 4 | 10 |
| Mike Ramsey | 65 | 2 | 2 | 4 | 22 |
| Jim Paek | 41 | 0 | 4 | 4 | 8 |
| Greg Hawgood | 12 | 1 | 2 | 3 | 8 |
| Pat Neaton | 9 | 1 | 1 | 2 | 12 |
| Larry DePalma | 7 | 1 | 0 | 1 | 5 |
| Mike Needham | 25 | 1 | 0 | 1 | 2 |
| Ken Wregget | 42 | 0 | 1 | 1 | 8 |
| Tom Barrasso | 44 | 0 | 1 | 1 | 42 |
| Jim McKenzie | 11 | 0 | 0 | 0 | 16 |
| Chris Tamer | 12 | 0 | 0 | 0 | 9 |
| Greg Andrusak | 3 | 0 | 0 | 0 | 2 |
| Justin Duberman | 4 | 0 | 0 | 0 | 0 |
| Ladislav Karabin | 9 | 0 | 0 | 0 | 2 |
| Rob Dopson | 2 | 0 | 0 | 0 | 0 |
| Roberto Romano | 2 | 0 | 0 | 0 | 0 |
| Bench | | | | | 20 |

Games

| DATE | RESULT | SCORE | OPPONENT |
|---------|--------|-------|--------------|
| Oct. 5 | L | 3-4 | Philadelphia |
| Oct. 7 | W | 2-1 | MONTREAL |
| Oct. 9 | W | 3-2 | NY RANGERS |
| Oct. 10 | L | 4-7 | Quebec |
| Oct. 12 | W | 2-1 | Florida |
| Oct. 14 | L | 2-3 | Tampa Bay |
| Oct. 16 | W | 5-3 | HARTFORD |
| Oct. 19 | W | 3-2 | NY Islanders |
| Oct. 22 | W | 4-2 | Buffalo |
| Oct. 23 | T | 3-3* | ST. LOUIS |
| Oct. 28 | L | 3-7 | QUEBEC |
| Oct. 30 | W | 4-3 | CHICAGO |
| Nov. 2 | T | 3-3* | San Jose |
| Nov. 3 | W | 6-2 | BUFFALO |
| Nov. 6 | L | 3-8 | Los Angeles |
| Nov. 7 | W | 5-4 | Anaheim |
| Nov. 9 | T | 3-3* | St. Louis |
| Nov. 11 | L | 1-4 | Chicago |
| Nov. 13 | L | 3-7 | DETROIT |
| Nov. 16 | W | 11-5 | PHILADELPHIA |
| Nov. 18 | W | 3-2 | WASHINGTON |
| Nov. 20 | T | 2-2* | Montreal |
| Nov. 24 | W | 7-3 | BOSTON |
| Nov. 26 | T | 4-4* | Washington |
| Nov. 27 | T | 2-2* | OTTAWA |
| Dec. 2 | T | 2-2* | NEW JERSEY |
| Dec. 4 | W | 7-6* | Hartford |
| Dec. 8 | L | 2-3 | Dallas |
| Dec. 11 | W | 6-3 | Tampa Bay |
| Dec. 14 | W | 4-2 | LOS ANGELES |
| Dec. 16 | W | 2-1 | BUFFALO |
| Dec. 19 | L | 3-6 | NY ISLANDERS |
| Dec. 21 | W | 8-3 | TAMPA BAY |
| Dec. 23 | W | 4-3 | Boston |
| Dec. 26 | L | 3-7 | Washington |
| Dec. 28 | T | 4-4* | PHILADELPHIA |
| Dec. 31 | L | 4-5 | QUEBEC |
| Jan. 2 | L | 2-7 | Hartford |
| Jan. 3 | W | 4-1 | Ottawa |
| Jan. 7 | W | 4-3* | Buffalo |
| Jan. 8 | T | 2-2* | CALGARY |
| Jan. 11 | W | 5-4* | BOSTON |
| Jan. 13 | T | 2-2* | FLORIDA |

| DATE | RESULT | SCORE | OPPONENT |
|---------|--------|-------|--------------|
| Jan. 15 | W | 4-3 | EDMONTON |
| Jan. 18 | L | 3-6 | Quebec |
| Jan. 25 | W | 4-2 | OTTAWA |
| Jan. 27 | W | 3-0 | QUEBEC |
| Jan. 29 | T | 4-4* | Toronto |
| Jan. 31 | L | 3-5 | NY Rangers |
| Feb. 1 | W | 2-1 | FLORIDA |
| Feb. 4 | W | 6-3 | Detroit |
| Feb. 5 | L | 3-7 | New Jersey |
| Feb. 7 | L | 1-4 | MONTREAL |
| Feb. 10 | L | 3-5 | NY ISLANDERS |
| Feb. 12 | L | 3-9 | DALLAS |
| Feb. 13 | W | 3-0 | Philadelphia |
| Feb. 15 | W | 5-3 | WINNIPEG |
| Feb. 17 | W | 6-4 | HARTFORD |
| Feb. 19 | L | 1-4 | Montreal |
| Feb. 21 | L | 3-4* | NY Rangers |
| Feb. 24 | T | 2-2* | ANAHEIM |
| Feb. 26 | W | 4-3 | BUFFALO |
| Feb. 28 | W | 4-3 | Florida |
| Mar. 4 | L | 1-2 | Buffalo |
| Mar. 6 | W | 5-3 | Winnipeg |
| Mar. 8 | W | 7-3 | BOSTON |
| Mar. 10 | L | 2-4 | TORONTO |
| Mar. 12 | W | 6-2 | NY RANGERS |
| Mar. 13 | W | 3-2 | Hartford |
| Mar. 15 | L | 4-5* | WASHINGTON |
| Mar. 17 | W | 4-2 | Boston |
| Mar. 19 | W | 5-4 | VANCOUVER |
| Mar. 20 | W | 2-1 | NY Islanders |
| Mar. 22 | T | 2-2* | SAN JOSE |
| Mar. 24 | W | 5-1 | OTTAWA |
| Mar. 26 | L | 3-5 | Calgary |
| Mar. 27 | L | 3-5 | Edmonton |
| Mar. 30 | W | 3-1 | Vancouver |
| Apr. 3 | W | 6-2 | BOSTON |
| Apr. 4 | W | 2-1 | TAMPA BAY |
| Apr. 6 | W | 3-1 | NEW JERSEY |
| Apr. 8 | L | 2-7 | New Jersey |
| Apr. 9 | L | 1-9 | Montreal |
| Apr. 11 | W | 4-0 | Ottawa |

Home games in all CAPS

* - Overtime

44-27-13, 1st, Northeast Division

1994-95

Highlights

- The Penguins defeat the Tampa Bay Lightning, 6-3, to tie a club record with their seventh-consecutive victory from the start of the season on Feb. 4.
- Joe Mullen becomes the first American-born player to record 1,000 career points with an assist on Feb. 7 vs. Florida.
- Jaromir Jagr becomes the first European-trained player to win the Art Ross Trophy on May 3.
- Ron Francis records a league-best plus-30.
- Ron Francis becomes the first Penguin to win the Selke Trophy and the second to win the Lady Byng.
- Jaromir Jagr is named a First-Team All-Star and Larry Murphy is named to the Second-Team.

Transactions

July 29, 1994 - Obtained Luc Robitaille from Los Angeles for Rick Tocchet and a 1995 second-round draft pick.

Aug. 3, 1994 - John Cullen signed as a free agent to a one-year contract.

Feb. 16, 1995 - Obtained Wendell Young from Tampa Bay for future considerations.

Apr. 7, 1995 - Obtained Norm Maciver and Troy Murray from Ottawa for Martin Straka; Obtained Drake Berehowsky from Toronto for Grant Jennings.

Goaltenders

| GOALIE | W-L-O | GP | MP | GA | SO | GAA |
|------------------|----------------|-----------|-------------|------------|----------|-------------|
| Phil. DeRouville | 1-0-0 | 1 | 60 | 3 | 0 | 3.00 |
| Ken Wregget | 25-9-2 | 38 | 2208 | 118 | 0 | 3.21 |
| Wendell Young | 3-6-0 | 10 | 497 | 27 | 0 | 3.26 |
| Tom Barrasso | 0-1-1 | 2 | 125 | 8 | 0 | 3.84 |
| TOTALS | 29-16-3 | 48 | 2901 | 158 | 0 | 3.27 |

Scoring

| PLAYERS | GP | G | A | PTS | PIM |
|---------------------|----|----|----|-----|-----|
| Jaromir Jagr | 48 | 32 | 38 | 70 | 37 |
| Ron Francis | 44 | 11 | 48 | 59 | 18 |
| Tomas Sandstrom | 47 | 21 | 23 | 44 | 42 |
| Luc Robitaille | 46 | 23 | 19 | 42 | 37 |
| Larry Murphy | 48 | 13 | 25 | 38 | 18 |
| Joe Mullen | 45 | 16 | 21 | 37 | 6 |
| John Cullen | 46 | 13 | 24 | 37 | 66 |
| Kevin Stevens | 27 | 15 | 12 | 27 | 51 |
| Shawn McEachern | 44 | 13 | 13 | 26 | 22 |
| Martin Straka | 31 | 4 | 12 | 16 | 16 |
| Ulf Samuelsson | 44 | 1 | 15 | 16 | 113 |
| Chris Joseph | 33 | 5 | 10 | 15 | 46 |
| Len Barrie | 48 | 3 | 11 | 14 | 66 |
| Mike Hudson | 40 | 2 | 9 | 11 | 34 |
| Norm Maciver | 13 | 0 | 9 | 9 | 6 |
| Kjell Samuelsson | 41 | 1 | 6 | 7 | 54 |
| Greg Hawgood | 21 | 1 | 4 | 5 | 25 |
| Markus Naslund | 14 | 2 | 2 | 4 | 2 |
| Greg Andrusak | 7 | 0 | 4 | 4 | 6 |
| Grant Jennings | 25 | 0 | 4 | 4 | 36 |
| Jim McKenzie | 39 | 2 | 1 | 3 | 63 |
| Chris Tamer | 36 | 2 | 0 | 2 | 82 |
| Troy Murray | 13 | 0 | 2 | 2 | 23 |
| Francois Leroux | 40 | 0 | 2 | 2 | 114 |
| Rusty Fitzgerald | 4 | 1 | 0 | 1 | 0 |
| Richard Park | 1 | 0 | 1 | 1 | 2 |
| Peter Taglianetti | 13 | 0 | 1 | 1 | 12 |
| Jeff Christian | 1 | 0 | 0 | 0 | 0 |
| Philippe DeRouville | 1 | 0 | 0 | 0 | 0 |
| Tom Barrasso | 2 | 0 | 0 | 0 | 0 |
| Drake Berehowsky | 4 | 0 | 0 | 0 | 13 |
| Wendell Young | 10 | 0 | 0 | 0 | 2 |
| Ken Wregget | 38 | 0 | 0 | 0 | 14 |
| Bench | | | | | 10 |

Games

| DATE | RESULT | SCORE | OPPONENT |
|---------|--------|-------|--------------|
| Jan. 20 | W | 5-3 | Tampa Bay |
| Jan. 23 | W | 6-5 | Florida |
| Jan. 25 | W | 3-2 | NY Rangers |
| Jan. 27 | W | 5-4 | OTTAWA |
| Jan. 29 | W | 4-1 | Washington |
| Feb. 1 | W | 4-3 | NY RANGERS |
| Feb. 4 | W | 6-3 | TAMPA BAY |
| Feb. 5 | T | 3-3* | New Jersey |
| Feb. 7 | W | 7-3 | FLORIDA |
| Feb. 9 | W | 5-2 | NY Islanders |
| Feb. 11 | W | 3-1 | MONTREAL |
| Feb. 14 | W | 5-3 | BOSTON |
| Feb. 16 | W | 5-2 | HARTFORD |
| Feb. 18 | L | 2-4 | Hartford |
| Feb. 19 | T | 3-3* | BUFFALO |
| Feb. 21 | W | 5-4 | QUEBEC |
| Feb. 24 | L | 2-4 | TAMPA BAY |
| Feb. 25 | L | 1-3 | NY Islanders |
| Feb. 27 | W | 7-5 | Quebec |
| Mar. 2 | L | 3-6 | Buffalo |
| Mar. 4 | W | 4-3* | Boston |
| Mar. 5 | L | 2-6 | Philadelphia |
| Mar. 7 | L | 4-5 | QUEBEC |
| Mar. 9 | W | 4-2 | NY ISLANDERS |
| Mar. 11 | W | 6-2 | BUFFALO |
| Mar. 13 | W | 4-2 | MONTREAL |
| Mar. 15 | L | 5-8 | Montreal |
| Mar. 16 | L | 2-3 | Quebec |
| Mar. 19 | W | 4-3 | Ottawa |
| Mar. 21 | W | 3-2 | Buffalo |
| Mar. 24 | W | 5-2 | NEW JERSEY |
| Mar. 26 | L | 0-2 | Florida |
| Mar. 28 | W | 6-3 | NY ISLANDERS |
| Apr. 1 | W | 3-2 | PHILADELPHIA |
| Apr. 5 | L | 4-8 | HARTFORD |
| Apr. 8 | L | 1-2 | Montreal |
| Apr. 10 | W | 4-3 | Ottawa |
| Apr. 11 | W | 3-1 | WASHINGTON |
| Apr. 15 | W | 5-2 | OTTAWA |

| DATE | RESULT | SCORE | OPPONENT |
|---------|--------|-------|--------------|
| Apr. 16 | L | 3-4* | Philadelphia |
| Apr. 18 | W | 6-5 | NY RANGERS |
| Apr. 22 | L | 1-2 | WASHINGTON |
| Apr. 23 | W | 4-2 | Hartford |
| Apr. 26 | T | 3-3* | New Jersey |
| Apr. 28 | W | 4-1 | BOSTON |
| Apr. 30 | L | 2-5 | Boston |
| May 2 | L | 2-7 | Washington |
| May 3 | L | 3-4 | FLORIDA |

Home games in all CAPS * - Overtime

29-16-3, 2nd, Northeast Division

1995-96

Highlights

- Mario Lemieux returns to the Pittsburgh lineup after a one-year leave of absence for medical reasons.
- Mario Lemieux records his 500th career goal on Oct. 26 at the NY Islanders, becoming the second-fastest to reach the mark.
- Ron Francis records his 1,200th career point on Dec. 26 at Buffalo.
- Mario Lemieux records five goals in a game against St. Louis on Mar. 26.
- Jaromir Jagr sets NHL records for points [149] and assists [87] in a season by a right wing.

Transactions

July 8, 1995 - Obtained Dmitri Mironov and a 1996 second-round draft pick from Toronto for Larry Murphy.

Aug. 2, 1995 - Obtained Bryan Smolinski, Glen Murray and a 1996 third-round draft pick for Kevin Stevens and Shawn McEachern.

Aug. 31, 1995 - Obtained Petr Nedved and Sergei Zubov from the New York Rangers for Ulf Samuelsson and Luc Robitaille.

Dec. 28, 1995 - Obtained Neil Wilkinson from Winnipeg for Norm Maciver.

Mar. 20, 1996 - Obtained J.J. Daigneault from St. Louis for a 1996 sixth-round draft pick.

Mar. 1, 1996 - Obtained Dave McLlwain from Ottawa for a 1996 eighth-round draft pick.

Mar. 20, 1996 - Obtained Alek Stojanov from Vancouver for Markus Naslund; Obtained Kevin Miller from San Jose for a 1996 fifth-round draft pick.

Goaltenders

| GOALIE | W-L-O | GP | MP | GA | SO | GAA |
|---------------|----------------|-----------|-------------|------------|----------|-------------|
| Ken Wregget | 20-13-2 | 37 | 2132 | 115 | 3 | 3.24 |
| Tom Barrasso | 29-16-2 | 49 | 2799 | 160 | 2 | 3.43 |
| TOTALS | 49-29-4 | 82 | 4948 | 284 | 5 | 3.44 |

Scoring

| PLAYERS | GP | G | A | PTS | PIM |
|------------------|----|----|----|-----|-----|
| Mario Lemieux | 70 | 69 | 92 | 161 | 54 |
| Jaromir Jagr | 82 | 62 | 87 | 149 | 96 |
| Ron Francis | 77 | 27 | 92 | 119 | 56 |
| Petr Nedved | 80 | 45 | 54 | 99 | 68 |
| Tomas Sandstrom | 58 | 35 | 35 | 70 | 69 |
| Sergei Zubov | 64 | 11 | 55 | 66 | 22 |
| Bryan Smolinski | 81 | 24 | 40 | 64 | 69 |
| Markus Naslund | 66 | 19 | 33 | 52 | 36 |
| Dmitri Mironov | 72 | 3 | 31 | 34 | 88 |
| Glen Murray | 69 | 14 | 15 | 29 | 57 |
| Norm Maciver | 32 | 2 | 21 | 23 | 32 |
| Chris Joseph | 70 | 5 | 14 | 19 | 71 |
| Dave Roche | 71 | 7 | 7 | 14 | 130 |
| Chris Tamer | 70 | 4 | 10 | 14 | 153 |
| Neil Wilkinson | 41 | 2 | 10 | 12 | 87 |
| Kevin Miller | 13 | 6 | 5 | 11 | 4 |
| Francois Leroux | 66 | 2 | 9 | 11 | 161 |
| Joe Dziedzic | 69 | 5 | 5 | 10 | 68 |
| Richard Park | 56 | 4 | 6 | 10 | 36 |
| J.J. Daigneault | 13 | 3 | 3 | 6 | 23 |
| Dave McLlwain | 18 | 2 | 4 | 6 | 4 |
| Brad Lauer | 21 | 4 | 1 | 5 | 6 |
| Corey Foster | 11 | 2 | 2 | 4 | 2 |
| Chris Wells | 54 | 2 | 2 | 4 | 59 |
| Rusty Fitzgerald | 21 | 1 | 2 | 3 | 12 |
| Tom Barrasso | 49 | 0 | 3 | 3 | 18 |
| Ian Moran | 51 | 1 | 1 | 2 | 47 |
| Ed Patterson | 35 | 0 | 2 | 2 | 38 |
| Ken Wregget | 37 | 0 | 2 | 2 | 8 |
| Alek Stojanov | 10 | 1 | 0 | 1 | 7 |
| Drake Berehowsky | 1 | 0 | 0 | 0 | 0 |
| Greg Andrusak | 2 | 0 | 0 | 0 | 0 |
| Stefan Bergkvist | 2 | 0 | 0 | 0 | 2 |
| Jeff Christian | 3 | 0 | 0 | 0 | 2 |
| Len Barrie | 5 | 0 | 0 | 0 | 18 |
| Peter Allen | 8 | 0 | 0 | 0 | 8 |
| Bench | | | | | 12 |

Games

| DATE | RESULT | SCORE | OPPONENT |
|---------|--------|-------|--------------|
| Oct. 7 | W | 8-3 | TORONTO |
| Oct. 9 | T | 6-6* | Colorado |
| Oct. 12 | L | 1-5 | Chicago |
| Oct. 14 | W | 5-2 | ANAHEIM |
| Oct. 20 | T | 2-2* | Hartford |
| Oct. 21 | L | 2-3* | LOS ANGELES |
| Oct. 26 | W | 7-5 | NY Islanders |
| Oct. 28 | W | 5-3 | New Jersey |
| Nov. 1 | W | 10-0 | TAMPA BAY |
| Nov. 3 | T | 3-3* | Buffalo |
| Nov. 4 | W | 7-4 | PHILADELPHIA |
| Nov. 8 | W | 7-1 | Ottawa |
| Nov. 10 | W | 9-1 | San Jose |
| Nov. 11 | L | 2-3 | Los Angeles |
| Nov. 14 | W | 4-2 | DALLAS |
| Nov. 17 | W | 3-2* | Washington |
| Nov. 18 | W | 3-0 | WASHINGTON |
| Nov. 21 | L | 4-9 | NY Rangers |
| Nov. 22 | L | 3-4 | NY RANGERS |
| Nov. 25 | W | 5-3 | BUFFALO |
| Nov. 28 | W | 7-2 | OTTAWA |
| Nov. 30 | W | 9-6 | Boston |
| Dec. 1 | W | 2-1 | FLORIDA |
| Dec. 3 | W | 5-4 | Tampa Bay |
| Dec. 5 | W | 6-3 | NY Islanders |
| Dec. 7 | W | 7-5 | MONTREAL |
| Dec. 9 | W | 6-0 | HARTFORD |
| Dec. 13 | L | 3-6 | Anaheim |
| Dec. 15 | W | 5-1 | Dallas |
| Dec. 17 | L | 5-6 | Philadelphia |
| Dec. 19 | W | 7-1 | CALGARY |
| Dec. 22 | L | 2-4 | MONTREAL |
| Dec. 23 | L | 0-1 | Montreal |
| Dec. 26 | W | 6-3 | BUFFALO |
| Dec. 28 | W | 9-4 | HARTFORD |
| Dec. 30 | W | 6-5 | FLORIDA |
| Jan. 1 | L | 2-4 | Washington |
| Jan. 3 | W | 4-1 | OTTAWA |
| Jan. 5 | W | 5-2 | DETROIT |
| Jan. 6 | L | 2-3 | St. Louis |
| Jan. 8 | W | 8-5 | VANCOUVER |
| Jan. 12 | L | 5-6 | MONTREAL |
| Jan. 13 | L | 8-10 | SAN JOSE |

| DATE | RESULT | SCORE | OPPONENT |
|---------|--------|-------|--------------|
| Jan. 16 | L | 2-5 | COLORADO |
| Jan. 17 | W | 1-0 | Buffalo |
| Jan. 22 | W | 7-6* | BOSTON |
| Jan. 24 | W | 4-3 | Ottawa |
| Jan. 27 | W | 7-4 | PHILADELPHIA |
| Jan. 29 | L | 1-2 | Florida |
| Jan. 31 | L | 1-4 | Tampa Bay |
| Feb. 3 | L | 0-3 | Detroit |
| Feb. 6 | W | 6-5 | BOSTON |
| Feb. 7 | T | 1-1* | New Jersey |
| Feb. 10 | W | 6-3 | CHICAGO |
| Feb. 12 | L | 1-4 | Toronto |
| Feb. 16 | W | 1-0 | Winnipeg |
| Feb. 18 | W | 4-3* | NY RANGERS |
| Feb. 21 | L | 3-6 | Buffalo |
| Feb. 23 | W | 5-4 | HARTFORD |
| Feb. 24 | L | 3-7 | Montreal |
| Feb. 27 | W | 7-4 | Vancouver |
| Feb. 29 | L | 3-7 | Calgary |
| Mar. 1 | W | 5-4 | Edmonton |
| Mar. 5 | W | 9-4 | WINNIPEG |
| Mar. 7 | W | 5-1 | OTTAWA |
| Mar. 9 | L | 3-4* | NEW JERSEY |
| Mar. 13 | L | 2-3 | Hartford |
| Mar. 14 | L | 2-4 | Boston |
| Mar. 16 | W | 4-2 | NY ISLANDERS |
| Mar. 21 | W | 5-4 | EDMONTON |
| Mar. 23 | L | 5-7 | BUFFALO |
| Mar. 24 | W | 8-2 | NY Rangers |
| Mar. 26 | W | 8-4 | ST. LOUIS |
| Mar. 28 | W | 3-2 | Florida |
| Mar. 30 | W | 2-1 | NEW JERSEY |
| Mar. 31 | L | 1-4 | Philadelphia |
| Apr. 4 | W | 4-2 | WASHINGTON |
| Apr. 6 | W | 2-1 | TAMPA BAY |
| Apr. 8 | L | 4-5 | Hartford |
| Apr. 10 | L | 2-6 | NY ISLANDERS |
| Apr. 11 | W | 5-3 | Ottawa |
| Apr. 14 | L | 5-6 | Boston |

Home games in all CAPS * - Overtime

49-29-4, 1st, Northeast Division

1996-97

Highlights

- Mario Lemieux becomes the ninth player to record 1,400 points on Nov. 30 vs. Boston.
- Jaromir Jagr records his 600th point on Jan. 4 vs. Tampa Bay.
- Mario Lemieux ties the NHL record for goals in a period with four against Montreal on Jan. 26.
- Mario Lemieux scores his 600th career goal on Feb. 4 vs. Vancouver.
- Joe Mullen becomes the first American-born player to record 500 goals on Mar. 14 at Colorado.
- Ron Francis records his 400th career goal on Mar. 29 vs. Los Angeles.
- Patrick Lalime sets the NHL record for longest unbeaten streak from the beginning of a career by going 14-0-2.

Transactions

June 22, 1996 - Obtained Kevin Hatcher from Dallas for Sergei Zubov.

July 17, 1996 - Dan Quinn signed as a free agent.

Sept. 5, 1996 - Joe Mullen signed as a free agent.

Oct. 2, 1996 - Craig Muni signed as a free agent.

Oct. 25, 1996 - Obtained Petr Klima from Los Angeles for a conditional draft pick (conditions not met).

Nov. 17, 1996 - Obtained Darius Kasparaitis and Andreas Johansson from the New York Islanders for Bryan Smolinski.

Nov. 19, 1996 - Obtained Stu Barnes and Jason Woolley from Florida for Chris Wells; Obtained Fredrik Olausson and Alex Hicks from Anaheim for Dmitri Mironov and Shawn Antoski.

Jan. 27, 1997 - Obtained Greg Johnson from Detroit for Tomas Sandstrom.

Feb. 21, 1997 - Obtained Garry Valk from Anaheim for J.J. Daigneault.

Mar. 18, 1997 - Obtained Eddie Olczyk from Los Angeles for Glen Murray; Obtained Josef Beranek from Vancouver for future considerations; Obtained Roman Oksiuta from Anaheim for Richard Park.

Goaltenders

| GOALIE | W-L-O | GP | MP | GA | SO | GAA |
|------------------|----------------|-----------|-------------|------------|----------|-------------|
| Patrick Lalime | 21-12-2 | 39 | 2058 | 101 | 3 | 2.95 |
| Phil. DeRouville | 0-2-0 | 2 | 111 | 6 | 0 | 3.24 |
| Ken Wregget | 17-17-6 | 46 | 2514 | 136 | 2 | 3.25 |
| Tom Barrasso | 0-5-0 | 5 | 270 | 26 | 0 | 5.79 |
| TOTALS | 38-36-8 | 82 | 4969 | 280 | 5 | 3.38 |

Scoring

| PLAYERS | GP | G | A | PTS | PIM |
|---------------------|----|----|----|-----|-----|
| Mario Lemieux | 76 | 50 | 72 | 122 | 65 |
| Jaromir Jagr | 63 | 47 | 48 | 95 | 40 |
| Ron Francis | 81 | 27 | 63 | 90 | 20 |
| Petr Nedved | 74 | 33 | 38 | 71 | 66 |
| Kevin Hatcher | 80 | 15 | 39 | 54 | 103 |
| Stu Barnes | 62 | 17 | 22 | 39 | 16 |
| Jason Woolley | 57 | 6 | 30 | 36 | 28 |
| Fredrik Olausson | 51 | 7 | 20 | 27 | 24 |
| Tomas Sandstrom | 40 | 9 | 15 | 24 | 33 |
| Joe Mullen | 54 | 7 | 15 | 22 | 4 |
| Glen Murray | 66 | 11 | 11 | 22 | 24 |
| Alex Hicks | 55 | 5 | 15 | 20 | 76 |
| Joe Dziedzic | 59 | 9 | 9 | 18 | 63 |
| Darius Kasparaitis | 57 | 2 | 16 | 18 | 84 |
| J.J. Daigneault | 53 | 3 | 14 | 17 | 36 |
| Greg Johnson | 32 | 7 | 9 | 16 | 14 |
| Eddie Olczyk | 12 | 4 | 7 | 11 | 6 |
| Dave Roche | 61 | 5 | 5 | 10 | 155 |
| Ian Moran | 36 | 4 | 5 | 9 | 22 |
| Andreas Johansson | 27 | 2 | 7 | 9 | 20 |
| Garry Valk | 17 | 3 | 4 | 7 | 25 |
| Dmitri Mironov | 15 | 1 | 5 | 6 | 24 |
| Chris Tamer | 45 | 2 | 4 | 6 | 131 |
| Alek Stojanov | 35 | 1 | 4 | 5 | 79 |
| Josef Beranek | 8 | 3 | 1 | 4 | 4 |
| Jeff Christian | 11 | 2 | 2 | 4 | 13 |
| Tyler Wright | 45 | 2 | 2 | 4 | 70 |
| Petr Klima | 9 | 1 | 3 | 4 | 4 |
| Craig Muni | 64 | 0 | 4 | 4 | 36 |
| Dan Quinn | 16 | 0 | 3 | 3 | 10 |
| Francois Leroux | 59 | 0 | 3 | 3 | 81 |
| Ken Wregget | 46 | 0 | 1 | 1 | 6 |
| Domenic Pittis | 1 | 0 | 0 | 0 | 0 |
| Richard Park | 1 | 0 | 0 | 0 | 0 |
| Philippe DeRouville | 2 | 0 | 0 | 0 | 0 |
| Tom Barrasso | 5 | 0 | 0 | 0 | 0 |
| Stefan Bergkvist | 5 | 0 | 0 | 0 | 7 |
| Ed Patterson | 6 | 0 | 0 | 0 | 8 |
| Roman Oksiuta | 7 | 0 | 0 | 0 | 4 |
| Shawn Antoski | 13 | 0 | 0 | 0 | 49 |
| Neil Wilkinson | 23 | 0 | 0 | 0 | 36 |
| Patrick Lalime | 39 | 0 | 0 | 0 | 0 |

Games

| DATE | RESULT | SCORE | OPPONENT |
|---------|--------|-------|--------------|
| Oct. 5 | L | 3-4* | TAMPA BAY |
| Oct. 8 | L | 3-7 | Hartford |
| Oct. 11 | L | 2-3 | Ottawa |
| Oct. 12 | W | 3-2 | OTTAWA |
| Oct. 16 | L | 1-8 | NY Rangers |
| Oct. 17 | L | 1-4 | Buffalo |
| Oct. 19 | W | 2-1 | WASHINGTON |
| Oct. 22 | L | 2-5 | Edmonton |
| Oct. 24 | L | 5-7 | Calgary |
| Oct. 26 | L | 1-2 | Vancouver |
| Nov. 1 | L | 2-4 | Washington |
| Nov. 2 | W | 7-3 | OTTAWA |
| Nov. 6 | W | 5-2 | EDMONTON |
| Nov. 8 | T | 5-5* | Tampa Bay |
| Nov. 9 | L | 2-4 | Florida |
| Nov. 12 | W | 3-0 | BUFFALO |
| Nov. 14 | L | 1-2* | Boston |
| Nov. 16 | L | 3-8 | NY RANGERS |
| Nov. 19 | W | 4-2 | ST. LOUIS |
| Nov. 21 | L | 3-7 | Philadelphia |
| Nov. 22 | W | 7-1 | Hartford |
| Nov. 27 | T | 2-2* | MONTREAL |
| Nov. 30 | W | 6-2 | BOSTON |
| Dec. 3 | T | 4-4* | HARTFORD |
| Dec. 4 | W | 4-2 | Ottawa |
| Dec. 6 | W | 5-3 | Washington |
| Dec. 7 | W | 5-3 | ANAHEIM |
| Dec. 10 | W | 5-3 | Los Angeles |
| Dec. 11 | W | 7-3 | Anaheim |
| Dec. 13 | W | 4-0 | San Jose |
| Dec. 15 | L | 1-2 | Chicago |
| Dec. 17 | L | 4-6 | BOSTON |
| Dec. 19 | W | 4-0 | St. Louis |
| Dec. 21 | W | 3-1 | SAN JOSE |
| Dec. 23 | W | 6-5 | Toronto |
| Dec. 26 | T | 3-3* | MONTREAL |
| Dec. 28 | W | 2-0 | BUFFALO |
| Dec. 30 | W | 5-3 | WASHINGTON |
| Jan. 2 | W | 6-1 | New Jersey |
| Jan. 4 | W | 7-3 | TAMPA BAY |
| Jan. 7 | W | 5-3 | NY Islanders |
| Jan. 10 | W | 5-2 | NY ISLANDERS |

| DATE | RESULT | SCORE | OPPONENT |
|---------|--------|-------|--------------|
| Jan. 11 | T | 3-3* | Ottawa |
| Jan. 14 | W | 3-1 | DALLAS |
| Jan. 15 | W | 3-0 | Hartford |
| Jan. 21 | W | 4-2 | CALGARY |
| Jan. 23 | L | 3-4* | COLORADO |
| Jan. 25 | L | 4-7 | NY RANGERS |
| Jan. 26 | W | 5-2 | Montreal |
| Jan. 29 | L | 1-3 | Buffalo |
| Feb. 1 | W | 4-1 | PHOENIX |
| Feb. 4 | W | 6-4 | VANCOUVER |
| Feb. 5 | W | 6-3 | Montreal |
| Feb. 8 | L | 5-6* | DETROIT |
| Feb. 12 | L | 1-5 | NY ISLANDERS |
| Feb. 15 | L | 1-5 | Philadelphia |
| Feb. 16 | L | 2-6 | PHILADELPHIA |
| Feb. 18 | W | 4-2 | FLORIDA |
| Feb. 22 | L | 2-5 | CHICAGO |
| Feb. 23 | L | 1-4 | NY Islanders |
| Feb. 27 | L | 1-4 | Detroit |
| Mar. 1 | L | 3-6 | New Jersey |
| Mar. 4 | L | 1-3 | NEW JERSEY |
| Mar. 5 | L | 2-4 | Buffalo |
| Mar. 8 | W | 3-2* | PHILADELPHIA |
| Mar. 10 | T | 2-2* | MONTREAL |
| Mar. 12 | T | 5-5* | Phoenix |
| Mar. 14 | L | 3-6 | Colorado |
| Mar. 16 | L | 2-6 | Dallas |
| Mar. 18 | W | 5-3 | BUFFALO |
| Mar. 20 | W | 6-3 | TORONTO |
| Mar. 22 | L | 2-3 | NEW JERSEY |
| Mar. 24 | L | 0-3 | NY Rangers |
| Mar. 26 | L | 5-8 | Montreal |
| Mar. 29 | W | 4-1 | LOS ANGELES |
| Mar. 31 | W | 4-3 | FLORIDA |
| Apr. 3 | T | 5-5* | HARTFORD |
| Apr. 5 | W | 5-2 | OTTAWA |
| Apr. 8 | W | 3-1 | BOSTON |
| Apr. 10 | L | 3-4 | Tampa Bay |
| Apr. 11 | L | 2-4 | Florida |
| Apr. 13 | L | 3-7 | Boston |

Home games in all CAPS

* - Overtime

38-36-8, 2nd, Northeast Division

1997-98

Highlights

- Tom Barrasso records his 300th career victory at Florida on Oct. 19.
- Ron Francis records his 1,400th career point on Jan. 29 at Boston.
- Nine Penguins represent their countries at the 1998 Winter Olympics in Nagano, Japan, with seven bringing home medals.
- Ken Wregget records his 200th career victory on Mar. 7 vs. Philadelphia.
- Ron Francis records his 1,000th career assist on Mar. 21 vs. Philadelphia.
- Jaromir Jagr records his 300th goal on Apr. 15 vs. Tampa Bay.
- Jaromir Jagr captures his second Art Ross Trophy with 102 points.

Transactions

July 31, 1997 - Brad Werenka signed as a free agent.

Aug. 7, 1997 - Martin Straka signed as a free agent.

Aug. 12, 1997 - Obtained Jiri Slegř from Edmonton for a 1998 third-round draft pick.

Sept. 2, 1997 - Robert Lang signed as a free agent.

Sept. 24, 1997 - Obtained a 1998 fifth-round draft pick from Buffalo for Jason Woolley.

Sept. 25, 1997 - Peter Skudra signed as a free agent.

Sept. 28, 1997 - Obtained a 1998 third-round draft pick from Colorado for Francois Leroux.

Oct. 1, 1997 - Rob Brown signed as a free agent.

Oct. 27, 1997 - Obtained Tuomas Gronman from Chicago for Greg Johnson.

Oct. 25, 1997 - Claimed Robert Lang off waivers from Boston [Lang had been claimed by Boston in the Sept. 28 waiver draft].

Mar. 24, 1998 - Obtained Sean Pronger from Anaheim for the rights to Patrick Lalime.

Goaltenders

| GOALIE | W-L-O | GP | MP | GA | SO | GAA |
|---------------|-----------------|-----------|-------------|------------|----------|-------------|
| Peter Skudra | 6-4-3 | 17 | 851 | 26 | 0 | 1.83 |
| Tom Barrasso | 31-14-13 | 63 | 3542 | 122 | 7 | 2.07 |
| Ken Wregget | 3-6-2 | 15 | 611 | 28 | 0 | 2.75 |
| TOTALS | 40-24-18 | 82 | 5022 | 188 | 7 | 2.29 |

Scoring

| PLAYERS | GP | G | A | PTS | PIM |
|--------------------|----|----|----|-----|-----|
| Jaromir Jagr | 77 | 35 | 67 | 102 | 64 |
| Ron Francis | 81 | 25 | 62 | 87 | 20 |
| Stu Barnes | 78 | 30 | 35 | 65 | 30 |
| Kevin Hatcher | 74 | 19 | 29 | 48 | 66 |
| Martin Straka | 75 | 19 | 23 | 42 | 28 |
| Rob Brown | 82 | 15 | 25 | 40 | 59 |
| Fredrik Olausson | 76 | 6 | 27 | 33 | 42 |
| Aleksey Morozov | 76 | 13 | 13 | 26 | 8 |
| Eddie Olczyk | 56 | 11 | 11 | 22 | 35 |
| Robert Lang | 51 | 9 | 13 | 22 | 14 |
| Alex Hicks | 58 | 7 | 13 | 20 | 54 |
| Brad Werenka | 71 | 3 | 15 | 18 | 46 |
| Jiri Slegř | 73 | 5 | 12 | 17 | 109 |
| Andreas Johansson | 50 | 5 | 10 | 15 | 20 |
| Darius Kasparaitis | 81 | 4 | 8 | 12 | 127 |
| Robert Dome | 30 | 5 | 2 | 7 | 12 |
| Peter Ferraro | 29 | 3 | 4 | 7 | 12 |
| Chris Ferraro | 46 | 3 | 4 | 7 | 43 |
| Tyler Wright | 82 | 3 | 4 | 7 | 112 |
| Ian Moran | 37 | 1 | 6 | 7 | 19 |
| Chris Tamer | 79 | 0 | 7 | 7 | 181 |
| Neil Wilkinson | 34 | 2 | 4 | 6 | 24 |
| Garry Valk | 39 | 2 | 1 | 3 | 33 |
| Tuomas Gronman | 22 | 1 | 2 | 3 | 25 |
| Tom Barrasso | 63 | 0 | 2 | 2 | 14 |
| Greg Johnson | 5 | 1 | 0 | 1 | 2 |
| Sean Pronger | 5 | 1 | 0 | 1 | 2 |
| Peter Skudra | 17 | 0 | 1 | 1 | 2 |
| Sven Butenschon | 8 | 0 | 0 | 0 | 6 |
| Ken Wregget | 15 | 0 | 0 | 0 | 6 |

Games

| DATE | RESULT | SCORE | OPPONENT |
|---------|--------|-------|--------------|
| Oct. 1 | T | 3-3* | LOS ANGELES |
| Oct. 3 | W | 4-3 | Carolina |
| Oct. 4 | L | 3-5 | FLORIDA |
| Oct. 8 | L | 0-3 | MONTREAL |
| Oct. 9 | L | 1-3 | Philadelphia |
| Oct. 11 | W | 4-1 | CAROLINA |
| Oct. 14 | W | 1-0 | NY Rangers |
| Oct. 15 | T | 1-1* | Montreal |
| Oct. 17 | W | 4-1 | Tampa Bay |
| Oct. 19 | W | 4-1 | Florida |
| Oct. 22 | W | 5-2 | San Jose |
| Oct. 24 | L | 3-4 | Edmonton |
| Oct. 25 | W | 3-2* | Vancouver |
| Oct. 28 | L | 3-6 | Calgary |
| Nov. 1 | W | 7-6* | VANCOUVER |
| Nov. 2 | L | 1-3 | Chicago |
| Nov. 5 | L | 2-5 | DALLAS |
| Nov. 7 | T | 1-1* | Detroit |
| Nov. 8 | T | 2-2* | BUFFALO |
| Nov. 12 | L | 1-4 | WASHINGTON |
| Nov. 14 | L | 1-3 | NY Rangers |
| Nov. 15 | W | 5-0 | Toronto |
| Nov. 19 | T | 3-3* | BOSTON |
| Nov. 20 | W | 2-0 | Ottawa |
| Nov. 22 | W | 4-3* | NY RANGERS |
| Nov. 24 | W | 5-1 | BUFFALO |
| Nov. 26 | W | 3-2 | CAROLINA |
| Nov. 29 | W | 6-3 | MONTREAL |
| Dec. 1 | W | 1-0 | Montreal |
| Dec. 4 | L | 0-4 | NEW JERSEY |
| Dec. 6 | W | 5-2 | ANAHEIM |
| Dec. 9 | W | 2-1 | Los Angeles |
| Dec. 10 | W | 3-0 | Anaheim |
| Dec. 12 | T | 2-2* | Phoenix |
| Dec. 16 | T | 1-1* | TAMPA BAY |
| Dec. 19 | T | 3-3* | Colorado |
| Dec. 20 | L | 1-4 | St. Louis |
| Dec. 26 | W | 4-1 | Washington |
| Dec. 27 | L | 0-1 | MONTREAL |
| Dec. 29 | W | 5-1 | NY ISLANDERS |
| Dec. 31 | W | 3-2 | CAROLINA |
| Jan. 3 | L | 4-5* | COLORADO |

| DATE | RESULT | SCORE | OPPONENT |
|---------|--------|-------|--------------|
| Jan. 6 | W | 4-2 | NY Islanders |
| Jan. 7 | L | 1-3 | New Jersey |
| Jan. 10 | W | 4-1 | NEW JERSEY |
| Jan. 12 | W | 4-1 | Carolina |
| Jan. 14 | L | 2-5 | Boston |
| Jan. 20 | T | 0-0* | OTTAWA |
| Jan. 22 | W | 3-2 | New Jersey |
| Jan. 24 | W | 4-2 | BOSTON |
| Jan. 26 | W | 4-2 | ST. LOUIS |
| Jan. 28 | T | 2-2* | Washington |
| Jan. 29 | W | 4-2 | Boston |
| Jan. 31 | W | 4-2 | DETROIT |
| Feb. 2 | L | 2-4 | NY ISLANDERS |
| Feb. 4 | T | 2-2* | WASHINGTON |
| Feb. 6 | T | 2-2* | Buffalo |
| Feb. 7 | T | 2-2* | Ottawa |
| Feb. 25 | W | 6-2 | Montreal |
| Feb. 28 | L | 2-6 | Boston |
| Mar. 2 | W | 3-1 | TORONTO |
| Mar. 5 | T | 2-2* | CHICAGO |
| Mar. 7 | W | 6-4 | PHILADELPHIA |
| Mar. 8 | L | 3-4* | Philadelphia |
| Mar. 11 | W | 4-1 | CALGARY |
| Mar. 14 | W | 2-1 | BUFFALO |
| Mar. 15 | L | 0-3 | Buffalo |
| Mar. 18 | W | 4-2 | EDMONTON |
| Mar. 21 | W | 4-3 | PHILADELPHIA |
| Mar. 22 | T | 0-0* | Dallas |
| Mar. 26 | L | 3-4 | NY Islanders |
| Mar. 28 | T | 2-2* | NY RANGERS |
| Mar. 29 | T | 1-1* | OTTAWA |
| Apr. 1 | L | 2-3 | SAN JOSE |
| Apr. 4 | W | 4-1 | Tampa Bay |
| Apr. 5 | L | 1-3 | Florida |
| Apr. 7 | L | 1-2 | PHOENIX |
| Apr. 9 | L | 1-4 | Ottawa |
| Apr. 11 | T | 3-3* | FLORIDA |
| Apr. 15 | W | 5-1 | TAMPA BAY |
| Apr. 16 | W | 4-1 | Carolina |
| Apr. 18 | W | 5-2 | BOSTON |

Home games in all CAPS

* - Overtime

40-24-18, 1st, Northeast Division

1998-99

Highlights

- Jaromir Jagr records his 800th career point Jan. 31 at Montreal.
- Penguins win five consecutive overtime games for the first time in club history and lead the NHL with 28 overtime points.
- Tom Barrasso passes Gump Worsley for 10th place on the NHL's all-time wins list with his 336th victory on Jan. 5 vs. Calgary.
- Penguins win 10 games in a row, Jan. 28-Feb. 15, the second-longest winning streak in team history.
- Tom Barrasso, Peter Skudra and Jean-Sebastien Aubin all record shutouts, making it the first time in club history that three different goalies record shutouts in one season.
- Jaromir Jagr captures his first Hart Trophy as league MVP. Jagr also wins his third Art Ross Trophy as the league's leading scorer.

Transactions

June 16, 1998 - Obtained Bobby Dollas and Tony Hrkac from Edmonton for Josef Beranek.

June 17, 1998 - Obtained German Titov and Todd Hlushko from Calgary for Ken Wregget and Dave Roche.

Nov. 25, 1998 - Obtained Alexei Kovalev, Harry York and future considerations from the New York Rangers for Petr Nedved, Chris Tamer and Sean Pronger.

Mar. 11, 1999 - Obtained Matthew Barnaby from Buffalo for Stu Barnes.

Goaltenders

| GOALIE | W-L-O | GP | MP | GA | SO | GAA |
|---------------|-----------------|-----------|-------------|------------|----------|-------------|
| J.S. Aubin | 4-3-6 | 17 | 756 | 28 | 2 | 2.22 |
| Tom Barrasso | 19-16-3 | 43 | 2306 | 98 | 4 | 2.55 |
| Peter Skudra | 15-11-5 | 37 | 1914 | 89 | 3 | 2.79 |
| TOTALS | 38-30-14 | 82 | 5011 | 225 | 9 | 2.74 |

Scoring

| PLAYERS | GP | G | A | PTS | PIM |
|--------------------|----|----|----|-----|-----|
| Jaromir Jagr | 81 | 44 | 83 | 127 | 66 |
| Martin Straka | 80 | 35 | 48 | 83 | 26 |
| German Titov | 72 | 11 | 45 | 56 | 34 |
| Alexei Kovalev | 63 | 20 | 26 | 46 | 37 |
| Robert Lang | 72 | 21 | 23 | 44 | 24 |
| Kip Miller | 77 | 19 | 23 | 42 | 22 |
| Jan Hrdina | 82 | 13 | 29 | 42 | 40 |
| Kevin Hatcher | 66 | 11 | 27 | 38 | 24 |
| Stu Barnes | 64 | 20 | 12 | 32 | 20 |
| Rob Brown | 58 | 13 | 11 | 24 | 16 |
| Brad Werenka | 81 | 6 | 18 | 24 | 93 |
| Jiri Slegr | 63 | 3 | 20 | 23 | 86 |
| Aleksey Morozov | 67 | 9 | 10 | 19 | 14 |
| Dan Kesa | 67 | 2 | 8 | 10 | 27 |
| Bobby Dollas | 70 | 2 | 8 | 10 | 60 |
| Ian Moran | 62 | 4 | 5 | 9 | 37 |
| Maxim Galanov | 51 | 4 | 3 | 7 | 14 |
| Jeff Serowik | 26 | 0 | 6 | 6 | 16 |
| Darius Kasparaitis | 48 | 1 | 4 | 5 | 70 |
| Matthew Barnaby | 18 | 2 | 2 | 4 | 34 |
| Tom Barrasso | 43 | 0 | 3 | 3 | 20 |
| Martin Sonnenberg | 44 | 1 | 1 | 2 | 19 |
| Patrick Lebeau | 8 | 1 | 0 | 1 | 2 |
| Greg Andrusak | 7 | 0 | 1 | 1 | 4 |
| Victor Ignatjev | 11 | 0 | 1 | 1 | 6 |
| Sean Pronger | 2 | 0 | 0 | 0 | 0 |
| Harry York | 2 | 0 | 0 | 0 | 0 |
| Ryan Savoia | 3 | 0 | 0 | 0 | 0 |
| Pavel Skrbek | 4 | 0 | 0 | 0 | 2 |
| Brian Bonin | 5 | 0 | 0 | 0 | 0 |
| Chris Tamer | 11 | 0 | 0 | 0 | 32 |
| Sven Butenschon | 17 | 0 | 0 | 0 | 6 |
| J.S. Aubin | 17 | 0 | 0 | 0 | 0 |
| Neil Wilkinson | 24 | 0 | 0 | 0 | 22 |
| Peter Skudra | 37 | 0 | 0 | 0 | 2 |
| Tyler Wright | 61 | 0 | 0 | 0 | 90 |

Games

| DATE | RESULT | SCORE | OPPONENT |
|---------|--------|-------|--------------|
| Oct. 10 | W | 4-3 | NY Islanders |
| Oct. 14 | W | 3-1 | New Jersey |
| Oct. 17 | T | 3-3* | NY RANGERS |
| Oct. 21 | L | 0-5 | Tampa Bay |
| Oct. 24 | L | 4-6 | TORONTO |
| Oct. 26 | W | 2-0 | Toronto |
| Oct. 28 | W | 5-2 | Calgary |
| Oct. 30 | T | 2-2* | Vancouver |
| Oct. 31 | L | 1-4 | Edmonton |
| Nov. 3 | T | 4-4* | PHILADELPHIA |
| Nov. 5 | W | 4-2 | Ottawa |
| Nov. 7 | T | 0-0* | BOSTON |
| Nov. 10 | W | 3-2 | NY ISLANDERS |
| Nov. 13 | L | 3-4 | New Jersey |
| Nov. 14 | W | 4-0 | FLORIDA |
| Nov. 17 | L | 1-4 | PHILADELPHIA |
| Nov. 19 | W | 5-1 | Tampa Bay |
| Nov. 21 | W | 5-2 | TAMPA BAY |
| Nov. 25 | L | 4-5 | Washington |
| Nov. 27 | T | 2-2* | NY RANGERS |
| Nov. 28 | W | 4-3 | Montreal |
| Dec. 1 | T | 4-4* | ANAHEIM |
| Dec. 4 | T | 3-3* | Carolina |
| Dec. 5 | L | 1-2 | Boston |
| Dec. 12 | W | 4-3 | St. Louis |
| Dec. 15 | W | 3-2* | TAMPA BAY |
| Dec. 16 | L | 1-4 | Florida |
| Dec. 19 | W | 3-0 | WASHINGTON |
| Dec. 21 | L | 1-7 | Toronto |
| Dec. 22 | L | 0-3 | LOS ANGELES |
| Dec. 26 | W | 2-1* | OTTAWA |
| Dec. 30 | W | 7-4 | FLORIDA |
| Jan. 2 | W | 4-2 | Florida |
| Jan. 5 | W | 5-1 | CALGARY |
| Jan. 7 | W | 4-2 | CAROLINA |
| Jan. 9 | W | 2-1 | ST. LOUIS |
| Jan. 13 | L | 3-5 | Phoenix |
| Jan. 15 | L | 2-3 | San Jose |
| Jan. 16 | W | 5-1 | Los Angeles |
| Jan. 18 | L | 3-5 | Anaheim |
| Jan. 21 | L | 2-5 | NY ISLANDERS |
| Jan. 26 | L | 3-5 | CAROLINA |

| DATE | RESULT | SCORE | OPPONENT |
|---------|--------|-------|--------------|
| Jan. 28 | W | 6-0 | TORONTO |
| Jan. 30 | W | 5-2 | BOSTON |
| Jan. 31 | W | 5-3 | Montreal |
| Feb. 2 | W | 5-3 | BUFFALO |
| Feb. 5 | W | 3-0 | FLORIDA |
| Feb. 7 | W | 2-1 | DETROIT |
| Feb. 9 | W | 3-2* | MONTREAL |
| Feb. 11 | W | 6-5* | VANCOUVER |
| Feb. 13 | W | 3-2* | Nashville |
| Feb. 15 | W | 7-3 | WASHINGTON |
| Feb. 17 | L | 1-3 | NY Islanders |
| Feb. 19 | L | 1-6 | NY Rangers |
| Feb. 21 | L | 1-2 | Philadelphia |
| Feb. 22 | W | 4-1 | PHOENIX |
| Feb. 25 | W | 3-2 | Colorado |
| Feb. 26 | L | 4-6 | Dallas |
| Feb. 28 | L | 3-4 | Washington |
| Mar. 3 | T | 4-4* | MONTREAL |
| Mar. 5 | T | 2-2* | EDMONTON |
| Mar. 7 | L | 1-3 | COLORADO |
| Mar. 9 | L | 2-3 | NEW JERSEY |
| Mar. 10 | W | 3-2* | Carolina |
| Mar. 13 | W | 4-0 | PHILADELPHIA |
| Mar. 16 | T | 2-2* | DALLAS |
| Mar. 17 | W | 2-0 | Tampa Bay |
| Mar. 20 | T | 1-1* | NASHVILLE |
| Mar. 21 | T | 2-2* | NY Rangers |
| Mar. 23 | W | 5-2 | CHICAGO |
| Mar. 25 | L | 3-5 | New Jersey |
| Mar. 27 | T | 1-1* | BUFFALO |
| Mar. 28 | L | 3-4* | Buffalo |
| Mar. 30 | L | 4-6 | OTTAWA |
| Apr. 1 | T | 3-3* | Ottawa |
| Apr. 3 | L | 2-4 | NEW JERSEY |
| Apr. 5 | L | 1-3 | Buffalo |
| Apr. 8 | L | 1-3 | Philadelphia |
| Apr. 11 | W | 3-0 | Detroit |
| Apr. 15 | L | 2-4 | Boston |
| Apr. 17 | L | 2-7 | NY ISLANDERS |
| Apr. 18 | W | 2-1* | NY Rangers |

Home games in all CAPS

* - Overtime

38-30-14, 3rd, Atlantic Division

1999-00

Highlights

- Jaromir Jagr opens the season with a 15-game point streak from Oct. 1-Nov. 13 (14G-19A=33Pts).
- Jaromir Jagr sets an NHL record by recording a point on 15 consecutive goals from Oct. 16-Nov. 4 (7G-8A=15Pts).
- Jaromir Jagr nets his fifth career hat trick and his 900th point on Nov. 26 vs. Ottawa.
- Herb Brooks replaces Kevin Constantine as head coach on Dec. 9.
- Jaromir Jagr records a career-best seven points (3G-4A) on Dec. 30.
- Martin Straka ties the team record for two fastest goals by one player (four seconds) on Feb. 11 vs. Edmonton.
- Jaromir Jagr captures his third consecutive Art Ross Trophy (fourth overall).
- The Penguins and Philadelphia Flyers play the third-longest game in NHL history in Game 5 of the Eastern Conference semifinals. Goaltender Ron Tugnutt makes 70 saves in the four-and-a-half overtime, 2-1 loss (152:01 minutes).

Transactions

Sept. 30, 1999 - Obtained Peter Popovic from the New York Rangers for Kevin Hatcher.

Feb. 4, 2000 - Claimed Pat Falloon off waivers from Edmonton.

Mar. 13, 2000 - Obtained Bob Boughner from Nashville for Pavel Skrbek.

Mar. 14, 2000 - Obtained Ron Tugnutt and Janne Laukkanen from Ottawa for Tom Barrasso; Obtained Rene Corbet and Tyler Moss from Calgary for Brad Werenka; Obtained Josef Beranek from Edmonton for German Titov; Obtained Dan Trebil from Anaheim for a 2000 fifth-round draft pick.

Goaltenders

| GOALIE | W-L-O | GP | MP | GA | SO | GAA |
|---------------|----------------|-----------|-------------|------------|----------|-------------|
| Ron Tugnutt | 4-2-0 | 7 | 374 | 15 | 0 | 2.40 |
| J. S. Aubin | 23-21-3 | 51 | 2789 | 120 | 2 | 2.58 |
| Peter Skudra | 5-7-3 | 20 | 922 | 48 | 1 | 3.12 |
| Tom Barrasso | 5-7-2 | 18 | 870 | 46 | 1 | 3.17 |
| TOTALS | 37-37-8 | 82 | 4984 | 236 | 4 | 2.88 |

Scoring

| PLAYERS | GP | G | A | PTS | PIM |
|--------------------|----|----|----|-----|-----|
| Jaromir Jagr | 63 | 42 | 54 | 96 | 50 |
| Alexei Kovalev | 82 | 26 | 40 | 66 | 94 |
| Robert Lang | 78 | 23 | 42 | 65 | 14 |
| Martin Straka | 71 | 20 | 39 | 59 | 26 |
| Jan Hrdina | 70 | 13 | 33 | 46 | 43 |
| German Titov | 63 | 17 | 25 | 42 | 34 |
| Aleksey Morozov | 68 | 12 | 19 | 31 | 14 |
| Jiri Slegř | 74 | 11 | 20 | 31 | 82 |
| Matthew Barnaby | 64 | 12 | 12 | 24 | 197 |
| Rob Brown | 50 | 10 | 13 | 23 | 10 |
| Tyler Wright | 50 | 12 | 10 | 22 | 45 |
| Michal Rozsival | 75 | 4 | 17 | 21 | 48 |
| Kip Miller | 44 | 4 | 15 | 19 | 10 |
| Darius Kasparaitis | 73 | 3 | 12 | 15 | 146 |
| Hans Jonsson | 68 | 3 | 11 | 14 | 12 |
| Pat Falloon | 30 | 4 | 9 | 13 | 10 |
| Ian Moran | 73 | 4 | 8 | 12 | 28 |
| Brad Werenka | 61 | 3 | 8 | 11 | 69 |
| Josef Beranek | 13 | 4 | 4 | 8 | 18 |
| Janne Laukkanen | 11 | 1 | 7 | 8 | 12 |
| Robert Dome | 22 | 2 | 5 | 7 | 0 |
| Andrew Ference | 30 | 2 | 4 | 6 | 20 |
| Tom Chorske | 33 | 1 | 5 | 6 | 2 |
| Peter Popovic | 54 | 1 | 5 | 6 | 30 |
| Steve Leach | 56 | 2 | 3 | 5 | 24 |
| John Slaney | 29 | 1 | 4 | 5 | 10 |
| Martin Sonnenberg | 14 | 1 | 2 | 3 | 0 |
| Dan Trebil | 3 | 1 | 0 | 1 | 0 |
| Rene Corbet | 4 | 1 | 0 | 1 | 0 |
| Bob Boughner | 11 | 1 | 0 | 1 | 69 |
| J.S. Aubin | 51 | 0 | 1 | 1 | 2 |
| Sven Butenschon | 3 | 0 | 0 | 0 | 0 |
| Peter Skudra | 20 | 0 | 0 | 0 | 0 |
| Dennis Bonvie | 28 | 0 | 0 | 0 | 80 |
| Ron Tugnutt | 7 | 0 | 0 | 0 | 0 |
| Tom Barrasso | 18 | 0 | 0 | 0 | 6 |

Games

| DATE | RESULT | SCORE | OPPONENT |
|---------|--------|-------|--------------|
| Oct. 1 | L | 4-6 | Dallas |
| Oct. 7 | W | 7-5 | New Jersey |
| Oct. 8 | T | 3-3* | COLORADO |
| Oct. 14 | W | 5-2 | NY Rangers |
| Oct. 16 | T | 3-3* | CHICAGO |
| Oct. 23 | L | 2-3 | CAROLINA |
| Oct. 27 | L | 1-2* | Anaheim |
| Oct. 28 | L | 3-5 | Los Angeles |
| Oct. 30 | T | 1-1* | San Jose |
| Nov. 2 | L | 4-5 | LOS ANGELES |
| Nov. 4 | L | 1-2 | Ottawa |
| Nov. 6 | L | 4-7 | TAMPA BAY |
| Nov. 10 | W | 5-4 | MONTREAL |
| Nov. 12 | L | 2-3* | Detroit |
| Nov. 13 | W | 6-2 | NASHVILLE |
| Nov. 16 | W | 3-2 | BUFFALO |
| Nov. 18 | L | 1-2 | Tampa Bay |
| Nov. 20 | L | 1-2* | Florida |
| Nov. 23 | W | 3-1 | TORONTO |
| Nov. 26 | W | 5-0 | OTTAWA |
| Nov. 27 | L | 3-5 | Carolina |
| Nov. 30 | W | 4-1 | Buffalo |
| Dec. 2 | L | 2-5 | SAN JOSE |
| Dec. 4 | L | 2-3* | Toronto |
| Dec. 7 | L | 1-2 | New Jersey |
| Dec. 9 | W | 3-0 | WASHINGTON |
| Dec. 11 | W | 4-2 | PHOENIX |
| Dec. 14 | W | 4-2 | BOSTON |
| Dec. 15 | W | 6-3 | Carolina |
| Dec. 18 | L | 2-5 | FLORIDA |
| Dec. 20 | L | 1-5 | Montreal |
| Dec. 21 | W | 4-0 | NY Islanders |
| Dec. 23 | W | 4-3 | TAMPA BAY |
| Dec. 26 | W | 4-2 | Chicago |
| Dec. 29 | L | 2-3* | Washington |
| Dec. 30 | W | 9-3 | NY ISLANDERS |
| Jan. 2 | W | 4-3 | DETROIT |
| Jan. 5 | L | 1-3 | NEW JERSEY |
| Jan. 7 | W | 5-2 | TORONTO |
| Jan. 8 | L | 2-6 | Philadelphia |
| Jan. 12 | L | 1-3 | Phoenix |
| Jan. 13 | L | 3-4 | Colorado |

| DATE | RESULT | SCORE | OPPONENT |
|---------|--------|-------|--------------|
| Jan. 15 | L | 2-4 | Nashville |
| Jan. 19 | W | 3-1 | ST. LOUIS |
| Jan. 22 | L | 2-4 | Montreal |
| Jan. 23 | T | 4-4* | PHILADELPHIA |
| Jan. 25 | L | 3-4 | NY RANGERS |
| Jan. 27 | W | 4-1 | ATLANTA |
| Jan. 29 | L | 1-7 | ANAHEIM |
| Jan. 31 | W | 2-1* | Atlanta |
| Feb. 1 | W | 3-2 | WASHINGTON |
| Feb. 3 | W | 4-2 | NY ISLANDERS |
| Feb. 9 | W | 5-2 | ATLANTA |
| Feb. 11 | T | 2-2* | EDMONTON |
| Feb. 12 | L | 1-5 | NY Islanders |
| Feb. 14 | W | 3-0 | VANCOUVER |
| Feb. 16 | T | 1-1* | BUFFALO |
| Feb. 19 | W | 2-1 | Florida |
| Feb. 21 | L | 1-2 | Tampa Bay |
| Feb. 22 | L | 3-4 | NY Rangers |
| Feb. 24 | L | 3-4* | Philadelphia |
| Feb. 26 | T | 2-2* | BOSTON |
| Feb. 28 | T | 1-1* | OTTAWA |
| Mar. 1 | L | 2-8 | Calgary |
| Mar. 4 | W | 3-2 | Edmonton |
| Mar. 8 | L | 0-3 | MONTREAL |
| Mar. 9 | L | 0-7 | Ottawa |
| Mar. 11 | W | 3-1 | NY RANGERS |
| Mar. 13 | L | 2-3 | NEW JERSEY |
| Mar. 16 | W | 4-2 | FLORIDA |
| Mar. 18 | L | 2-3 | Boston |
| Mar. 19 | W | 5-4 | NY RANGERS |
| Mar. 21 | W | 8-2 | NY Islanders |
| Mar. 24 | W | 5-3 | Atlanta |
| Mar. 26 | L | 1-3 | Philadelphia |
| Mar. 28 | W | 3-2 | NEW JERSEY |
| Mar. 30 | W | 4-3* | Washington |
| Apr. 1 | L | 2-3 | PHILADELPHIA |
| Apr. 3 | W | 3-2 | CAROLINA |
| Apr. 5 | W | 4-2 | Toronto |
| Apr. 7 | W | 2-1* | Buffalo |
| Apr. 9 | L | 1-3 | Boston |

Home games in all CAPS

* - Overtime

37-31-8-6, 3rd, Atlantic Division

2000-01

Highlights

- The Penguins open the 2000-01 season with two games against the Nashville Predators in Japan.
- Jaromir Jagr records his 400th goal on Nov. 13 at Colorado.
- Mario Lemieux announces his comeback to the NHL on Dec. 11. Lemieux posts three points (1G-2A) against the Toronto Maple Leafs in his first game back on Dec. 27.
- Lemieux records career point 1,500 and Jagr records his 1,000th point against Ottawa on Dec. 30.
- Lemieux posts his 40th career hat trick on Jan. 24 vs. Montreal, the second most in league history.
- Alexei Kovalev records hat tricks in back-to-back games against the Philadelphia Flyers (Feb. 7) and New Jersey Devils (Feb. 10).
- Jaromir Jagr wins his fourth consecutive Art Ross trophy (fifth overall).

Transactions

- Sept. 24, 2000** - Kip Miller signed as a free agent.
- Oct. 10, 2000** - Garth Snow signed as a free agent.
- Nov. 14, 2000** - Jeff Norton signed as a free agent; Obtained Dan Trebil from the New York Islanders for a 2001 ninth-round draft pick.
- Dec. 28, 2000** - Obtained Marc Bergevin from St. Louis for Dan Trebil.
- Jan. 13, 2001** - Obtained Steve McKenna from Minnesota for Roman Simicek.
- Jan. 14, 2001** - Obtained Kevin Stevens from Philadelphia for John Slaney; Obtained Krzysztof Oliwa from Columbus for a 2001 third-round draft pick; Obtained a 2001 third-round draft pick from Atlanta for Jiri Slegr.
- Feb. 1, 2001** - Obtained Wayne Primeau from Tampa Bay for Matthew Barnaby.
- Mar. 12, 2001** - Obtained Johan Hedberg and Bobby Dollas from San Jose for Jeff Norton.
- Mar. 14, 2001** - Obtained Dan LaCouture from Edmonton for Sven Butenschon; Obtained Frantisek Kucera from Columbus for a 2001 sixth-round draft pick.

Goaltenders

| GOALIE | W-L-O | GP | MP | GA | SO | GAA |
|---------------|----------------|-----------|-------------|------------|----------|-------------|
| Johan Hedberg | 7-1-1 | 9 | 545 | 24 | 0 | 2.64 |
| Garth Snow | 14-15-4 | 35 | 2032 | 101 | 3 | 2.98 |
| Rich Parent | 1-1-3 | 7 | 332 | 17 | 0 | 3.08 |
| J. S. Aubin | 20-14-1 | 36 | 2050 | 107 | 0 | 3.13 |
| TOTALS | 42-31-9 | 82 | 4978 | 256 | 3 | 3.12 |

Scoring

| PLAYERS | GP | G | A | PTS | PIM |
|--------------------|----|----|----|-----|-----|
| Jaromir Jagr | 81 | 52 | 69 | 121 | 42 |
| Alexei Kovalev | 79 | 44 | 51 | 95 | 96 |
| Martin Straka | 82 | 27 | 68 | 95 | 38 |
| Robert Lang | 82 | 32 | 48 | 80 | 28 |
| Mario Lemieux | 43 | 35 | 41 | 76 | 18 |
| Jan Hrdina | 78 | 15 | 28 | 43 | 48 |
| Josef Beranek | 70 | 9 | 14 | 23 | 43 |
| Kevin Stevens | 32 | 8 | 15 | 23 | 55 |
| Hans Jonsson | 58 | 4 | 18 | 22 | 22 |
| Janne Laukkanen | 50 | 3 | 17 | 20 | 34 |
| Aleksey Morozov | 66 | 5 | 14 | 19 | 6 |
| Darius Kasparaitis | 77 | 3 | 16 | 19 | 111 |
| Rene Corbet | 43 | 8 | 9 | 17 | 57 |
| Andrew Ference | 36 | 4 | 11 | 15 | 28 |
| Jiri Slegr | 42 | 5 | 10 | 15 | 60 |
| Milan Kraft | 42 | 7 | 7 | 14 | 8 |
| Jeff Norton | 32 | 2 | 10 | 12 | 20 |
| Kip Miller | 33 | 3 | 8 | 11 | 6 |
| Roman Simicek | 29 | 3 | 6 | 9 | 30 |
| Toby Petersen | 12 | 2 | 6 | 8 | 4 |
| Ian Moran | 40 | 3 | 4 | 7 | 28 |
| Wayne Primeau | 28 | 1 | 6 | 7 | 54 |
| Michal Rozsival | 30 | 1 | 4 | 5 | 26 |
| Marc Bergevin | 36 | 1 | 4 | 5 | 26 |
| Matthew Barnaby | 47 | 1 | 4 | 5 | 168 |
| Bob Boughner | 58 | 1 | 3 | 4 | 147 |
| Krzysztof Oliwa | 26 | 1 | 2 | 3 | 131 |
| Billy Tibbetts | 29 | 1 | 2 | 3 | 79 |
| Frantisek Kucera | 7 | 0 | 2 | 2 | 0 |
| Josef Melichar | 18 | 0 | 2 | 2 | 21 |
| Sven Butenschon | 5 | 0 | 1 | 1 | 2 |
| J. S. Aubin | 36 | 0 | 1 | 1 | 4 |
| Greg Crozier | 1 | 0 | 0 | 0 | 0 |
| Dennis Bonvie | 3 | 0 | 0 | 0 | 0 |
| Bobby Dollas | 5 | 0 | 0 | 0 | 4 |
| Rich Parent | 7 | 0 | 0 | 0 | 0 |
| Johan Hedberg | 9 | 0 | 0 | 0 | 0 |
| Dan LaCouture | 11 | 0 | 0 | 0 | 14 |
| Dan Trebil | 16 | 0 | 0 | 0 | 7 |
| Steve McKenna | 34 | 0 | 0 | 0 | 100 |
| Garth Snow | 35 | 0 | 0 | 0 | 8 |

Games

| DATE | RESULT | SCORE | OPPONENT |
|---------|--------|-------|--------------|
| Oct. 6 | L | 1-3 | NASHVILLE+ |
| Oct. 7 | W | 3-1 | Nashville+ |
| Oct. 13 | W | 3-2 | TAMPA BAY |
| Oct. 14 | W | 8-6 | NY RANGERS |
| Oct. 18 | L | 2-3 | CAROLINA |
| Oct. 19 | T | 3-3* | Ottawa |
| Oct. 21 | W | 5-2 | COLUMBUS |
| Oct. 25 | L | 2-3 | OTTAWA |
| Oct. 27 | W | 4-1 | NY Rangers |
| Oct. 28 | L | 0-9 | NEW JERSEY |
| Nov. 1 | L | 2-3 | San Jose |
| Nov. 3 | W | 4-2 | Vancouver |
| Nov. 4 | T | 1-1* | Calgary |
| Nov. 8 | W | 5-2 | PHILADELPHIA |
| Nov. 10 | W | 4-2 | New Jersey |
| Nov. 11 | W | 5-2 | EDMONTON |
| Nov. 13 | L | 2-3* | Colorado |
| Nov. 16 | L | 3-4 | St. Louis |
| Nov. 18 | W | 3-1 | ATLANTA |
| Nov. 22 | L | 1-3 | CAROLINA |
| Nov. 24 | W | 1-0 | Philadelphia |
| Nov. 25 | T | 2-2* | LOS ANGELES |
| Nov. 28 | L | 1-3 | Boston |
| Dec. 1 | W | 6-4 | Buffalo |
| Dec. 2 | L | 2-3 | BUFFALO |
| Dec. 5 | W | 4-2 | Ottawa |
| Dec. 6 | L | 2-3 | BOSTON |
| Dec. 9 | L | 1-5 | Toronto |
| Dec. 10 | W | 4-3 | Detroit |
| Dec. 13 | L | 4-7 | TORONTO |
| Dec. 15 | L | 1-4 | FLORIDA |
| Dec. 16 | T | 4-4* | Montreal |
| Dec. 20 | T | 2-2* | Florida |
| Dec. 21 | T | 1-1* | Tampa Bay |
| Dec. 23 | L | 2-8 | DALLAS |
| Dec. 26 | W | 5-3 | Buffalo |
| Dec. 27 | W | 5-0 | TORONTO |
| Dec. 30 | W | 5-3 | OTTAWA |
| Jan. 3 | W | 3-2 | WASHINGTON |
| Jan. 5 | L | 3-4 | MONTREAL |
| Jan. 8 | W | 5-3 | Washington |
| Jan. 9 | L | 2-5 | Boston |

| DATE | RESULT | SCORE | OPPONENT |
|---------|--------|-------|--------------|
| Jan. 12 | W | 4-3 | NY ISLANDERS |
| Jan. 13 | L | 5-6 | NY Islanders |
| Jan. 15 | W | 3-2 | ANAHEIM |
| Jan. 17 | L | 4-5 | Phoenix |
| Jan. 19 | L | 5-6* | Dallas |
| Jan. 21 | W | 4-0 | Chicago |
| Jan. 24 | W | 3-1 | MONTREAL |
| Jan. 27 | W | 5-1 | ATLANTA |
| Jan. 30 | W | 6-3 | Atlanta |
| Jan. 31 | L | 1-5 | PHILADELPHIA |
| Feb. 7 | W | 9-4 | PHILADELPHIA |
| Feb. 10 | W | 5-4* | NEW JERSEY |
| Feb. 11 | L | 2-4 | Minnesota |
| Feb. 14 | W | 2-1 | MINNESOTA |
| Feb. 16 | T | 4-4* | New Jersey |
| Feb. 17 | W | 3-2* | Columbus |
| Feb. 19 | L | 1-5 | Colorado |
| Feb. 21 | W | 3-2* | FLORIDA |
| Feb. 23 | W | 6-4 | NY RANGERS |
| Feb. 25 | W | 6-1 | NY ISLANDERS |
| Feb. 28 | L | 2-4 | Montreal |
| Mar. 2 | W | 7-5 | NY Rangers |
| Mar. 3 | L | 3-4 | Washington |
| Mar. 7 | L | 3-4 | WASHINGTON |
| Mar. 8 | W | 5-3 | Atlanta |
| Mar. 10 | W | 6-3 | CALGARY |
| Mar. 12 | T | 3-3* | NY Rangers |
| Mar. 14 | L | 1-3 | NY ISLANDERS |
| Mar. 16 | W | 6-3 | Florida |
| Mar. 17 | L | 1-5 | Tampa Bay |
| Mar. 20 | T | 2-2* | BOSTON |
| Mar. 23 | L | 3-5 | Carolina |
| Mar. 25 | W | 4-2 | New Jersey |
| Mar. 27 | W | 4-1 | BUFFALO |
| Mar. 29 | W | 5-2 | CHICAGO |
| Mar. 31 | W | 5-3 | ST. LOUIS |
| Apr. 2 | L | 1-4 | NY Islanders |
| Apr. 4 | W | 4-2 | TAMPA BAY |
| Apr. 7 | L | 3-4* | Philadelphia |
| Apr. 8 | W | 6-4 | Carolina |

Home games in all CAPS

* - Overtime

+ - Game played in Tokeo, Japan

42-28-9-3, 3rd, Atlantic Division

2001-02

Highlights

- Rick Kehoe replaces Ivan Hlinka as head coach on Oct. 15.
- Toby Petersen records his first career hat trick Oct. 16 vs. Ottawa.
- Alexei Kovalev records his 500th career point Dec. 11 at Washington.
- Mario Lemieux records five points (2G-3A) during a 5-1 win against Tampa Bay on Jan. 23.
- Lemieux records career-point 1,600 in a 5-4 loss to the Los Angeles Kings on Feb. 27.

Transactions

July 5, 2001 - Mike Wilson signed as a free agent.

July 11, 2001 - Obtained Kris Beech, Michal Sivek and Ross Lupaschuck from Washington for Jaromir Jagr and Frantisek Kucera.

Oct. 2, 2001 - Stephane Richer signed as a free agent.

Jan. 4, 2002 - Claimed Randy Robitaille off waivers from Los Angeles.

Mar. 15, 2002 - Claimed Shean Donovan off waivers from Atlanta; Obtained Jamie Pushor from Columbus for a 2003 fourth-round draft pick.

Mar. 17, 2002 - Obtained Kent Manderville from Philadelphia for Billy Tibbetts.

Mar. 19, 2002 - Obtained Ville Nieminen and Rick Berry from Colorado for Darius Kasparaitis; Obtained a 2003 seventh-round draft pick from New Jersey for Stephane Richer.

Goaltenders

| GOALIE | W-L-O | GP | MP | GA | SO | GAA |
|---------------|----------------|-----------|-------------|------------|----------|-------------|
| Johan Hedberg | 25-34-7 | 66 | 3877 | 178 | 6 | 2.75 |
| J. S. Aubin | 3-12-1 | 21 | 1094 | 65 | 0 | 3.56 |
| TOTALS | 28-46-8 | 82 | 4994 | 249 | 6 | 3.04 |

Scoring

| PLAYERS | GP | G | A | PTS | PIM |
|--------------------|----|----|----|-----|-----|
| Alexei Kovalev | 67 | 32 | 44 | 76 | 80 |
| Jan Hrdina | 79 | 24 | 33 | 57 | 50 |
| Robert Lang | 62 | 18 | 32 | 50 | 16 |
| Aleksey Morozov | 72 | 20 | 29 | 49 | 16 |
| Mario Lemieux | 24 | 6 | 25 | 31 | 14 |
| Randy Robitaille | 40 | 10 | 20 | 30 | 16 |
| Michal Rozsival | 79 | 9 | 20 | 29 | 47 |
| Stephane Richer | 58 | 13 | 12 | 25 | 14 |
| Kris Beech | 79 | 10 | 15 | 25 | 45 |
| Toby Petersen | 79 | 8 | 10 | 18 | 4 |
| Dan LaCouture | 82 | 6 | 11 | 17 | 71 |
| Milan Kraft | 68 | 8 | 8 | 16 | 16 |
| Darius Kasparaitis | 69 | 2 | 12 | 14 | 123 |
| Janne Laukkanen | 47 | 6 | 7 | 13 | 28 |
| Andrew Ference | 75 | 4 | 7 | 11 | 73 |
| Wayne Primeau | 33 | 3 | 7 | 10 | 18 |
| Ian Moran | 64 | 2 | 8 | 10 | 54 |
| Martin Straka | 13 | 5 | 4 | 9 | 0 |
| Hans Jonsson | 53 | 2 | 5 | 7 | 22 |
| Billy Tibbetts | 33 | 1 | 5 | 6 | 109 |
| Kevin Stevens | 32 | 1 | 4 | 5 | 25 |
| John Jakopin | 19 | 0 | 4 | 4 | 42 |
| Shean Donovan | 13 | 2 | 1 | 3 | 4 |
| Jeff Toms | 14 | 2 | 1 | 3 | 4 |
| Tom Kostopoulos | 11 | 1 | 2 | 3 | 9 |
| Ville Nieminen | 13 | 1 | 2 | 3 | 8 |
| Josef Melichar | 60 | 0 | 3 | 3 | 68 |
| Mike Wilson | 21 | 1 | 1 | 2 | 17 |
| Rick Berry | 13 | 0 | 2 | 2 | 21 |
| Jamie Pushor | 15 | 0 | 2 | 2 | 30 |
| Krzysztof Oliwa | 57 | 0 | 2 | 2 | 150 |
| Kent Manderville | 4 | 1 | 0 | 1 | 4 |
| Shane Endicott | 4 | 0 | 1 | 1 | 4 |
| Eric Meloche | 23 | 0 | 1 | 1 | 8 |
| Johan Hedberg | 66 | 0 | 1 | 1 | 22 |
| J. S. Aubin | 21 | 0 | 0 | 0 | 0 |

Games

| DATE | RESULT | SCORE | OPPONENT |
|---------|--------|-------|--------------|
| Oct. 3 | L | 1-3 | COLORADO |
| Oct. 6 | L | 2-4 | ANAHEIM |
| Oct. 10 | L | 3-6 | NY ISLANDERS |
| Oct. 14 | L | 1-4 | Buffalo |
| Oct. 16 | W | 5-2 | OTTAWA |
| Oct. 18 | W | 3-0 | Ottawa |
| Oct. 20 | L | 1-2* | St. Louis |
| Oct. 23 | W | 4-2 | Atlanta |
| Oct. 24 | W | 3-2 | DALLAS |
| Oct. 27 | L | 0-4 | Toronto |
| Oct. 28 | T | 2-2* | FLORIDA |
| Oct. 31 | L | 0-3 | Philadelphia |
| Nov. 1 | W | 3-1 | TORONTO |
| Nov. 3 | W | 2-1* | TAMPA BAY |
| Nov. 6 | T | 2-2* | Carolina |
| Nov. 7 | L | 0-2 | Florida |
| Nov. 10 | L | 2-3* | Tampa Bay |
| Nov. 13 | W | 5-1 | New Jersey |
| Nov. 14 | T | 3-3* | NY ISLANDERS |
| Nov. 17 | W | 1-0* | NY RANGERS |
| Nov. 21 | L | 1-4 | VANCOUVER |
| Nov. 23 | L | 0-5 | Nashville |
| Nov. 24 | W | 3-1 | BUFFALO |
| Nov. 27 | W | 6-0 | NEW JERSEY |
| Nov. 29 | L | 0-5 | San Jose |
| Dec. 1 | L | 2-5 | Phoenix |
| Dec. 4 | W | 1-0 | Toronto |
| Dec. 6 | W | 4-1 | Boston |
| Dec. 8 | W | 6-3 | ATLANTA |
| Dec. 11 | T | 2-2* | Washington |
| Dec. 12 | L | 2-4 | BOSTON |
| Dec. 14 | L | 2-5 | MINNESOTA |
| Dec. 16 | L | 0-7 | CAROLINA |
| Dec. 19 | L | 1-3 | MONTREAL |
| Dec. 21 | W | 4-3 | WASHINGTON |
| Dec. 22 | T | 4-4* | Washington |
| Dec. 26 | L | 0-4 | New Jersey |
| Dec. 29 | L | 2-5 | OTTAWA |
| Jan. 3 | L | 2-4 | NY Islanders |
| Jan. 5 | W | 4-1 | NY RANGERS |
| Jan. 6 | L | 0-2 | Chicago |
| Jan. 8 | L | 2-3 | BOSTON |

| DATE | RESULT | SCORE | OPPONENT |
|---------|--------|-------|--------------|
| Jan. 10 | W | 2-0 | Buffalo |
| Jan. 12 | L | 1-4 | St. Louis |
| Jan. 15 | L | 2-5 | Vancouver |
| Jan. 17 | W | 6-4 | Calgary |
| Jan. 19 | W | 1-0 | Edmonton |
| Jan. 21 | W | 5-2 | PHILADELPHIA |
| Jan. 23 | W | 5-1 | TAMPA BAY |
| Jan. 24 | W | 5-4* | NY Islanders |
| Jan. 26 | W | 3-2* | ATLANTA |
| Jan. 29 | L | 2-3* | Philadelphia |
| Jan. 30 | L | 3-6 | SAN JOSE |
| Feb. 5 | T | 3-3* | Carolina |
| Feb. 7 | L | 0-1 | Montreal |
| Feb. 9 | L | 1-2* | NEW JERSEY |
| Feb. 10 | L | 3-4 | NY RANGERS |
| Feb. 12 | L | 1-5 | Ottawa |
| Feb. 27 | L | 4-5 | LOS ANGELES |
| Feb. 28 | W | 4-3* | Columbus |
| Mar. 2 | L | 2-4 | DETROIT |
| Mar. 4 | W | 4-2 | NY Islanders |
| Mar. 5 | W | 6-5* | FLORIDA |
| Mar. 7 | L | 1-3 | CAROLINA |
| Mar. 9 | W | 3-2* | NY RANGERS |
| Mar. 11 | L | 2-4 | COLUMBUS |
| Mar. 13 | L | 2-4 | Anaheim |
| Mar. 16 | L | 3-4 | Los Angeles |
| Mar. 18 | W | 4-2 | Atlanta |
| Mar. 20 | L | 1-3 | PHOENIX |
| Mar. 23 | T | 4-4* | PHILADELPHIA |
| Mar. 24 | W | 6-2 | WASHINGTON |
| Mar. 27 | L | 3-4 | NEW JERSEY |
| Mar. 30 | L | 1-2* | Montreal |
| Apr. 1 | L | 0-3 | MONTREAL |
| Apr. 3 | L | 2-3 | Florida |
| Apr. 4 | L | 2-4 | Tampa Bay |
| Apr. 6 | L | 1-3 | Philadelphia |
| Apr. 8 | L | 2-3 | NY Rangers |
| Apr. 10 | T | 4-4* | BUFFALO |
| Apr. 12 | L | 2-5 | TORONTO |
| Apr. 13 | L | 1-7 | Boston |

Home games in all CAPS * - Overtime

28-41-8-5, 5th, Atlantic Division

2002-03

Highlights

- Martin Straka records his 300th assist on Dec. 7 against the NY Islanders.
- Mario Lemieux records his 1,000th career assist, recording four helpers in a 5-2 win in Boston on Feb. 8.
- Mario Lemieux nets his team record 11th career OT goal in a 4-3 win against the Edmonton Oilers on Feb. 18.
- Martin Straka records his 500th NHL point with a goal Mar. 18 against the Detroit Red Wings.

Transactions

Aug. 6, 2002 - Dick Tarnstrom claimed off waivers from the New York Islanders.

Feb. 9, 2003 - Obtained Shawn Heins from San Jose for a 2003 fifth-round draft pick.

Feb. 10, 2003 - Obtained Mikael Samuelsson, Rico Fata, Richard Lintner and Joel Bouchard from the New York Rangers for Alexei Kovalev, Dan LaCouture, Mike Wilson and Janne Laukkanen; Obtained a 2004 third-round draft pick from Calgary for Andrew Ference.

Mar. 9, 2003 - Obtained a 2003 fifth-round draft pick from the New York Islanders for Randy Robitaille.

Mar. 11, 2003 - Obtained Matt Bradley from San Jose for Wayne Primeau; Obtained Ramzi Abid, Guillaume Lefebvre and Dan Focht from Phoenix for Jan Hrdina and Francois Leroux; Obtained Brian Holzinger from Tampa Bay for Marc Bergevin; Obtained Mathias Johansson and Micki DuPont from Calgary for Shean Donovan; Obtained a 2003 fourth-round draft pick from Boston for Ian Moran.

May 12, 2003 - Obtained Marc Bergevin from Tampa Bay for a 2003 ninth-round draft pick.

Scoring

| PLAYERS | GP | G | A | PTS | PIM |
|--------------------|----|----|----|-----|-----|
| Mario Lemieux | 67 | 28 | 63 | 91 | 43 |
| Alex Kovalev | 54 | 27 | 37 | 64 | 50 |
| Martin Straka | 60 | 18 | 28 | 46 | 12 |
| Dick Tarnstrom | 61 | 7 | 34 | 41 | 50 |
| Jan Hrdina | 57 | 14 | 25 | 39 | 34 |
| Aleksey Morozov | 27 | 9 | 16 | 25 | 16 |
| Ville Nieminen | 75 | 9 | 12 | 21 | 93 |
| Randy Robitaille | 41 | 5 | 12 | 17 | 8 |
| Wayne Primeau | 70 | 5 | 11 | 16 | 55 |
| Rico Fata | 27 | 5 | 8 | 13 | 10 |
| Milan Kraft | 31 | 7 | 5 | 12 | 10 |
| Tomas Surovy | 26 | 4 | 7 | 11 | 10 |
| Steve McKenna | 79 | 9 | 1 | 10 | 128 |
| Michal Rozsival | 53 | 4 | 6 | 10 | 40 |
| Shean Donovan | 52 | 4 | 5 | 9 | 30 |
| Alexandre Daigle | 33 | 4 | 3 | 7 | 8 |
| Mark Bergevin | 69 | 2 | 5 | 7 | 36 |
| Kent Manderville | 82 | 2 | 5 | 7 | 46 |
| Janne Laukkanen | 17 | 1 | 6 | 7 | 8 |
| Ian Moran | 70 | 0 | 7 | 7 | 46 |
| Eric Meloche | 13 | 5 | 1 | 6 | 4 |
| Michal Sivek | 38 | 3 | 3 | 6 | 14 |
| Guillaume Lefebvre | 12 | 2 | 4 | 6 | 0 |
| Mathias Johansson | 12 | 1 | 5 | 6 | 4 |
| Richard Lintner | 19 | 3 | 2 | 5 | 10 |
| Hans Jonsson | 63 | 1 | 4 | 5 | 36 |
| Jamie Pushor | 76 | 3 | 1 | 4 | 76 |
| Dan LaCouture | 44 | 2 | 2 | 4 | 72 |
| Andrew Ference | 22 | 1 | 3 | 4 | 36 |
| Brian Holzinger | 9 | 1 | 2 | 3 | 6 |
| Dan Focht | 12 | 0 | 3 | 3 | 19 |
| Mikael Samuelsson | 22 | 2 | 0 | 2 | 8 |
| Shawn Heins | 27 | 1 | 1 | 2 | 33 |
| Johan Hedberg | 41 | 0 | 2 | 2 | 18 |
| Vladimir Vujtek | 5 | 0 | 1 | 1 | 0 |
| Joel Bouchard | 7 | 0 | 1 | 1 | 0 |
| Tom Kostopoulos | 8 | 0 | 1 | 1 | 0 |
| Kris Beech | 12 | 0 | 1 | 1 | 6 |
| J. S. Aubin | 21 | 0 | 1 | 1 | 2 |
| Konstantin Koltsov | 2 | 0 | 0 | 0 | 0 |
| Ramzi Abid | 3 | 0 | 0 | 0 | 2 |
| Ross Lupaschuk | 3 | 0 | 0 | 0 | 4 |
| Brooks Orpik | 6 | 0 | 0 | 0 | 2 |
| Josef Melichar | 8 | 0 | 0 | 0 | 2 |
| Sebastien Caron | 24 | 0 | 0 | 0 | 6 |

Goaltenders

| GOALIE | W-L-O | GP | MP | GA | SO | GAA |
|-----------------|----------------|-----------|-------------|------------|----------|-------------|
| Sebastien Caron | 7-14-2 | 24 | 1408 | 62 | 2 | 2.64 |
| J. S. Aubin | 6-13-0 | 21 | 1132 | 59 | 1 | 3.13 |
| Johan Hedberg | 14-22-4 | 41 | 2410 | 126 | 1 | 3.14 |
| TOTALS | 27-49-6 | 82 | 4972 | 255 | 4 | 3.11 |

Games

| DATE | RESULT | SCORE | OPPONENT |
|---------|--------|-------|--------------|
| Oct. 10 | L | 0-6 | TORONTO |
| Oct. 12 | W | 6-0 | NY RANGERS |
| Oct. 14 | W | 5-4 | Toronto |
| Oct. 16 | W | 3-2 | ATLANTA |
| Oct. 19 | T | 3-3* | TAMPA BAY |
| Oct. 22 | T | 3-3* | Montreal |
| Oct. 25 | L | 3-7 | Detroit |
| Oct. 26 | W | 5-2 | BUFFALO |
| Oct. 28 | W | 3-2 | WASHINGTON |
| Oct. 30 | W | 4-1 | Ottawa |
| Nov. 2 | W | 5-3 | TAMPA BAY |
| Nov. 6 | L | 3-4* | Florida |
| Nov. 8 | L | 1-4 | Tampa Bay |
| Nov. 9 | L | 2-3 | Carolina |
| Nov. 14 | T | 1-1* | Minnesota |
| Nov. 16 | L | 2-3 | NY ISLANDERS |
| Nov. 18 | L | 4-5* | Montreal |
| Nov. 20 | L | 2-3* | MONTREAL |
| Nov. 22 | W | 3-1 | Atlanta |
| Nov. 23 | W | 4-1 | SAN JOSE |
| Nov. 27 | W | 7-2 | PHILADELPHIA |
| Nov. 29 | W | 4-1 | Buffalo |
| Nov. 30 | L | 2-3 | BOSTON |
| Dec. 3 | L | 1-4 | WASHINGTON |
| Dec. 6 | L | 1-3 | New Jersey |
| Dec. 7 | L | 3-6 | NY ISLANDERS |
| Dec. 10 | L | 2-4 | Toronto |
| Dec. 12 | L | 2-5 | San Jose |
| Dec. 14 | L | 2-3* | Los Angeles |
| Dec. 15 | L | 0-5 | Anaheim |
| Dec. 17 | L | 2-5 | Phoenix |
| Dec. 19 | L | 1-3 | NEW JERSEY |
| Dec. 21 | W | 2-0 | CALGARY |
| Dec. 23 | W | 5-2 | BUFFALO |
| Dec. 26 | W | 6-1 | NY Rangers |
| Dec. 28 | W | 3-2 | MONTREAL |
| Dec. 30 | L | 2-3* | ATLANTA |
| Dec. 31 | L | 2-5 | Columbus |
| Jan. 3 | W | 4-1 | Atlanta |
| Jan. 4 | W | 3-2* | NY ISLANDERS |
| Jan. 7 | L | 3-6 | NY Islanders |
| Jan. 9 | L | 2-4 | TORONTO |

| DATE | RESULT | SCORE | OPPONENT |
|---------|--------|-------|--------------|
| Jan. 11 | L | 1-3 | NY RANGERS |
| Jan. 13 | W | 2-1 | Boston |
| Jan. 15 | W | 2-0 | Carolina |
| Jan. 17 | W | 3-2 | Tampa Bay |
| Jan. 18 | L | 0-3 | Florida |
| Jan. 21 | T | 0-0* | Buffalo |
| Jan. 23 | L | 1-4 | BOSTON |
| Jan. 25 | W | 5-3 | CHICAGO |
| Jan. 28 | L | 2-5 | NY Islanders |
| Jan. 30 | L | 1-2 | Washington |
| Feb. 4 | L | 2-3 | VANCOUVER |
| Feb. 6 | L | 0-6 | FLORIDA |
| Feb. 8 | W | 5-2 | Boston |
| Feb. 12 | L | 0-3 | OTTAWA |
| Feb. 14 | L | 0-1 | NY Rangers |
| Feb. 15 | W | 4-1 | New Jersey |
| Feb. 18 | W | 4-3* | EDMONTON |
| Feb. 20 | L | 2-5 | COLORADO |
| Feb. 22 | W | 2-1* | ST. LOUIS |
| Feb. 23 | L | 3-4 | NEW JERSEY |
| Feb. 25 | L | 3-5 | LOS ANGELES |
| Feb. 27 | L | 0-6 | Nashville |
| Mar. 1 | L | 1-4 | Colorado |
| Mar. 2 | L | 1-3 | Dallas |
| Mar. 4 | L | 1-4 | PHOENIX |
| Mar. 6 | L | 0-4 | CAROLINA |
| Mar. 8 | L | 1-5 | OTTAWA |
| Mar. 9 | L | 2-4 | Ottawa |
| Mar. 12 | T | 2-2* | NASHVILLE |
| Mar. 15 | L | 1-4 | PHILADELPHIA |
| Mar. 16 | L | 2-4 | FLORIDA |
| Mar. 18 | L | 1-5 | DETROIT |
| Mar. 20 | L | 2-4 | Philadelphia |
| Mar. 21 | L | 1-3 | New Jersey |
| Mar. 23 | T | 1-1* | Chicago |
| Mar. 26 | W | 3-1 | NY Rangers |
| Mar. 29 | L | 0-3 | Philadelphia |
| Mar. 31 | L | 1-6 | PHILADELPHIA |
| Apr. 2 | W | 3-2 | CAROLINA |
| Apr. 5 | L | 3-5 | Washington |

Home games in all CAPS

* - Overtime

27-44-6-5, 5th, Atlantic Division

2003-04

Highlights

- Eddie Olczyk is named head coach of the Penguins on June 11.
- Goaltender Marc-Andre Fleury stops 46 shots in his first game, a 3-0 loss to Los Angeles on Oct. 10. Left wing Ryan Malone becomes the first Pittsburgh-born and trained player to play in the NHL.
- Mario Lemieux picks up an assist against the NY Islanders on Oct. 29 to become the sixth player in NHL history to reach the 1,700-point mark. He achieves it in 887 games, second-fastest in league history.
- Marc-Andre Fleury notches his first shutout on Oct. 30. He stopped 20 shots in a 1-0 win over the Chicago Blackhawks.

Transactions

June 21, 2003 - Obtained the 2003 first-overall draft pick (choice used to select Marc-Andre Fleury) and a 2003 third-round draft pick from Florida for a 2003 first-round draft pick, a 2003 second-round draft pick and Mikael Samuelsson.

July 31, 2003 - Mike Eastwood and Kelly Buchberger signed as free agents to one-year contracts.

Aug. 25, 2003 - Obtained a 2004 second-round draft pick from Vancouver for Johan Hedberg.

Nov. 30, 2003 - Obtained Sergei Anshakov and Martin Strbak from Los Angeles for Martin Straka.

Feb. 11, 2004 - Obtained Ric Jackman from Toronto for Drake Berehowsky.

Feb. 22, 2004 - Obtained Landon Wilson from Phoenix for future considerations.

Mar. 4, 2004 - Claimed Jon Sim off waivers from Los Angeles.

Mar. 8, 2004 - Obtained Alain Nasreddine from the New York Islanders for Steve Webb.

Mar. 9, 2004 - Obtained Lasse Pirjeta from Columbus for Brian Holzinger; Obtained a 2004 seventh-round draft pick from Vancouver for Marc Bergevin.

July 9, 2004 - Mark Recchi signed as a free agent.

Scoring

| PLAYERS | GP | G | A | PTS | PIM |
|----------------------|----|----|----|-----|-----|
| Dick Tarnstrom | 80 | 16 | 36 | 52 | 38 |
| Aleksey Morozov | 75 | 16 | 34 | 50 | 24 |
| Ryan Malone | 81 | 22 | 21 | 43 | 64 |
| Milan Kraft | 66 | 19 | 21 | 40 | 18 |
| Rico Fata | 73 | 16 | 18 | 34 | 54 |
| Konstantin Koltsov | 82 | 9 | 20 | 29 | 30 |
| Ric Jackman | 25 | 7 | 17 | 24 | 14 |
| Tomas Surovy | 47 | 11 | 12 | 23 | 16 |
| Tom Kostopoulos | 60 | 9 | 13 | 22 | 67 |
| Drake Berehowsky | 47 | 5 | 16 | 21 | 50 |
| Brian Holzinger | 61 | 6 | 15 | 21 | 38 |
| Mike Eastwood | 82 | 4 | 15 | 19 | 40 |
| Matt Bradley | 82 | 7 | 9 | 16 | 65 |
| Martin Strbak | 44 | 3 | 11 | 14 | 38 |
| Lasse Pirjeta | 13 | 6 | 6 | 12 | 0 |
| Martin Straka | 22 | 4 | 8 | 12 | 16 |
| Eric Meloche | 25 | 3 | 7 | 10 | 20 |
| Brooks Orpik | 79 | 1 | 9 | 10 | 127 |
| Mario Lemieux | 10 | 1 | 8 | 9 | 6 |
| Marc Bergevin | 52 | 1 | 8 | 9 | 27 |
| Josef Melichar | 82 | 3 | 5 | 8 | 62 |
| Patrick Boileau | 16 | 3 | 4 | 7 | 8 |
| Landon Wilson | 19 | 5 | 1 | 6 | 31 |
| Ramzi Abid | 16 | 3 | 2 | 5 | 27 |
| Jon Sim | 15 | 2 | 3 | 5 | 6 |
| Dan Focht | 52 | 2 | 3 | 5 | 105 |
| Kelly Buchberger | 71 | 1 | 3 | 4 | 109 |
| Matt Hussey | 3 | 2 | 1 | 3 | 0 |
| Rob Scuderi | 13 | 1 | 2 | 3 | 4 |
| Steve McKenna | 49 | 1 | 2 | 3 | 85 |
| Matt Murley | 18 | 1 | 1 | 2 | 14 |
| Kris Beech | 4 | 0 | 1 | 1 | 6 |
| Martin Brochu | 1 | 0 | 0 | 0 | 0 |
| Reid Simpson | 2 | 0 | 0 | 0 | 17 |
| Steve Webb | 5 | 0 | 0 | 0 | 2 |
| Nolan Baumgartner | 5 | 0 | 0 | 0 | 2 |
| Andy Chiodo | 8 | 0 | 0 | 0 | 0 |
| Marc-Andre Fleury | 21 | 0 | 0 | 0 | 0 |
| Jean-Sebastien Aubin | 22 | 0 | 0 | 0 | 2 |
| Sebastien Caron | 40 | 0 | 0 | 0 | 6 |

Goaltenders

| GOALIE | W-L-O | GP | MP | GA | SO | GAA |
|-------------------|----------------|-----------|-------------|------------|----------|-------------|
| Martin Brochu | 0-0-0 | 1 | 33 | 1 | 0 | 1.84 |
| J.S. Aubin | 7-9-0 | 22 | 1067 | 53 | 1 | 2.98 |
| Andy Chiodo | 3-4-1 | 8 | 486 | 28 | 0 | 3.46 |
| Marc-Andre Fleury | 4-14-2 | 21 | 1154 | 70 | 1 | 3.64 |
| Sebastien Caron | 9-24-5 | 40 | 2213 | 138 | 1 | 3.74 |
| TOTALS | 23-51-8 | 82 | 4984 | 303 | 3 | 3.70 |

Games

| DATE | RESULT | SCORE | OPPONENT |
|---------|--------|-------|--------------|
| Oct. 10 | L | 0-3 | LOS ANGELES |
| Oct. 11 | T | 3-3* | Philadelphia |
| Oct. 16 | L | 1-4 | Montreal |
| Oct. 18 | W | 4-3 | DETROIT |
| Oct. 22 | T | 1-1* | CAROLINA |
| Oct. 24 | L | 1-2 | NEW JERSEY |
| Oct. 25 | L | 2-7 | NY Islanders |
| Oct. 29 | T | 4-4* | NY ISLANDERS |
| Oct. 30 | W | 1-0 | Chicago |
| Nov. 1 | W | 3-2* | BOSTON |
| Nov. 4 | L | 2-4 | Toronto |
| Nov. 7 | L | 3-6 | Florida |
| Nov. 8 | L | 0-9 | Tampa Bay |
| Nov. 12 | L | 2-6 | NY Rangers |
| Nov. 14 | W | 2-1* | Buffalo |
| Nov. 15 | L | 2-3 | FLORIDA |
| Nov. 19 | L | 2-6 | MINNESOTA |
| Nov. 21 | OTL | 1-2* | New Jersey |
| Nov. 22 | W | 2-1* | OTTAWA |
| Nov. 26 | T | 1-1* | PHILADELPHIA |
| Nov. 28 | L | 1-4 | NY RANGERS |
| Nov. 29 | L | 3-4 | Carolina |
| Dec. 1 | W | 4-3 | ATLANTA |
| Dec. 3 | L | 2-5 | Philadelphia |
| Dec. 6 | L | 3-4 | Edmonton |
| Dec. 7 | L | 1-6 | Calgary |
| Dec. 9 | OTL | 1-2* | Vancouver |
| Dec. 12 | L | 3-6 | Atlanta |
| Dec. 13 | W | 5-3 | COLUMBUS |
| Dec. 16 | W | 2-1 | BUFFALO |
| Dec. 18 | OTL | 1-2* | Carolina |
| Dec. 20 | L | 4-7 | ATLANTA |
| Dec. 22 | L | 1-4 | Montreal |
| Dec. 26 | T | 3-3* | Ottawa |
| Dec. 27 | L | 0-2 | NEW JERSEY |
| Dec. 29 | W | 1-0 | CHICAGO |
| Dec. 31 | L | 1-6 | NY ISLANDERS |
| Jan. 1 | L | 2-3 | Nashville |
| Jan. 3 | L | 1-4 | NY RANGERS |
| Jan. 5 | L | 0-5 | TORONTO |
| Jan. 7 | W | 4-2 | New Jersey |
| Jan. 8 | L | 1-3 | Boston |

| DATE | RESULT | SCORE | OPPONENT |
|---------|--------|-------|--------------|
| Jan. 10 | L | 0-8 | MONTREAL |
| Jan. 12 | W | 2-1 | Philadelphia |
| Jan. 13 | L | 1-3 | TAMPA BAY |
| Jan. 16 | L | 2-4 | Minnesota |
| Jan. 18 | L | 3-4 | Washington |
| Jan. 20 | L | 0-3 | NEW JERSEY |
| Jan. 22 | L | 5-6 | Ottawa |
| Jan. 24 | L | 3-5 | COLORADO |
| Jan. 27 | L | 2-6 | TAMPA BAY |
| Jan. 29 | L | 1-5 | Tampa Bay |
| Jan. 31 | L | 3-5 | PHILADELPHIA |
| Feb. 1 | L | 1-4 | Boston |
| Feb. 3 | L | 3-4 | MONTREAL |
| Feb. 10 | L | 3-6 | BOSTON |
| Feb. 12 | L | 1-5 | Florida |
| Feb. 14 | OTL | 2-3* | St. Louis |
| Feb. 16 | L | 4-8 | TORONTO |
| Feb. 18 | L | 3-4 | NY Islanders |
| Feb. 20 | L | 0-2 | FLORIDA |
| Feb. 22 | L | 3-6 | OTTAWA |
| Feb. 25 | W | 4-3* | Phoenix |
| Feb. 27 | L | 2-4 | San Jose |
| Feb. 29 | W | 3-2* | NY Islanders |
| Mar. 2 | T | 3-3* | NY ISLANDERS |
| Mar. 4 | L | 4-9 | NASHVILLE |
| Mar. 6 | W | 2-1 | ANAHEIM |
| Mar. 7 | W | 7-4 | NY Rangers |
| Mar. 9 | W | 4-0 | DALLAS |
| Mar. 11 | W | 3-2 | Toronto |
| Mar. 14 | T | 3-3* | PHILADELPHIA |
| Mar. 16 | W | 4-1 | WASHINGTON |
| Mar. 17 | L | 1-6 | New Jersey |
| Mar. 19 | W | 4-3* | CAROLINA |
| Mar. 21 | W | 4-3* | NY RANGERS |
| Mar. 23 | W | 5-2 | NY Rangers |
| Mar. 26 | L | 1-5 | Buffalo |
| Mar. 27 | T | 2-2* | BUFFALO |
| Mar. 30 | L | 2-4 | Washington |
| Apr. 2 | W | 3-2 | Atlanta |
| Apr. 4 | W | 4-3 | WASHINGTON |

Home games in all CAPS

* - Overtime

23-47-8-4, 5th, Atlantic Division

2005-06

Highlights

- Penguins win the NHL Draft Lottery and select Sidney Crosby first overall in the 2005 NHL Draft.
- Mario Lemieux appears in his 900th career game on Oct. 29.
- Sidney Crosby's dramatic goal against the Montreal Canadiens gives the Penguins their first-ever overtime shootout win on Nov. 10.
- Mario Lemieux records a point (assist) in his last NHL game on Dec. 16.
- Sidney Crosby becomes the youngest player in NHL history to reach 100 points. He finished with 102, breaking Lemieux's team rookie record (100).

Transactions

- July 30, 2005** - Penguins selected Sidney Crosby first overall in NHL Draft.
- Aug. 3, 2005** - Sergei Gonchar signed as a free agent to a five-year contract.
- Aug. 6, 2005** - Ziggy Palffy signed as a free agent.
- Aug. 10, 2005** - Obtained Jocelyn Thibault from Chicago for a 2006 fourth-round draft pick.
- Aug. 15, 2005** - John LeClair signed as a free agent to a two-year contract and Steve Poapst signed as a free agent.
- Sept. 2, 2005** - Lyle Odelein signed as a free agent.
- Dec. 9, 2005** - Obtained Eric Boguniecki from St. Louis for Steve Poapst.
- Dec. 15, 2005** - Named Michel Therrien head coach.
- Jan. 18, 2006** - Ziggy Palffy announced his retirement; Obtained Eric Cairns from Florida for a 2006 sixth-round draft pick.
- Jan. 24, 2006** - Mario Lemieux announced his retirement.
- Jan. 26, 2006** - Obtained Jani Rita and Cory Cross from Edmonton for Dick Tarnstrom.
- Mar. 8, 2006** - Obtained a 2007 fourth-round draft pick from Detroit for Cory Cross.
- Mar. 9, 2006** - Obtained Krystofer Kolanos, Niklas Nordgren and a 2007 second-round pick from Carolina for Mark Recchi; Obtained Petr Taticek from Florida for Ric Jackman; Claimed Andy Hilbert off waivers from Chicago.

Goaltenders

| GOALIE | W-L-O | GP | MP | GA | SO | GAA |
|-------------------|-----------------|-----------|-------------|------------|----------|-------------|
| Marc-Andre Fleury | 13-27-6 | 50 | 2809 | 152 | 1 | 3.25 |
| Sebastien Caron | 8-9-5 | 26 | 1312 | 87 | 1 | 3.98 |
| Jocelyn Thibault | 1-9-3 | 16 | 807 | 60 | 0 | 4.46 |
| Dany Sabourin | 0-1-0 | 1 | 21 | 4 | 0 | 11.68 |
| TOTALS | 22-46-14 | 82 | 4949 | 310 | 2 | 3.78 |

Scoring

| PLAYERS | GP | G | A | PTS | PIM |
|--------------------|----|----|----|-----|-----|
| Sidney Crosby | 81 | 39 | 63 | 102 | 110 |
| Sergei Gonchar | 75 | 12 | 46 | 58 | 100 |
| Mark Recchi | 63 | 24 | 33 | 57 | 56 |
| John LeClair | 73 | 22 | 29 | 51 | 61 |
| Ryan Malone | 77 | 22 | 22 | 44 | 63 |
| Ziggy Palffy | 42 | 11 | 31 | 42 | 12 |
| Colby Armstrong | 47 | 16 | 24 | 40 | 58 |
| Ryan Whitney | 68 | 6 | 32 | 38 | 85 |
| Michel Ouellet | 50 | 16 | 16 | 32 | 16 |
| Ric Jackman | 49 | 6 | 22 | 28 | 46 |
| Tomas Surovy | 53 | 12 | 13 | 25 | 45 |
| Mario Lemieux | 26 | 7 | 15 | 22 | 16 |
| Andy Hilbert | 19 | 7 | 11 | 18 | 16 |
| Josef Melichar | 72 | 3 | 12 | 15 | 66 |
| Erik Christensen | 33 | 6 | 7 | 13 | 34 |
| Eric Boguniecki | 38 | 5 | 6 | 11 | 29 |
| Dick Tarnstrom | 33 | 5 | 5 | 10 | 52 |
| Konstantin Koltsov | 60 | 3 | 6 | 9 | 20 |
| Brooks Orpik | 64 | 2 | 7 | 9 | 124 |
| Maxime Talbot | 48 | 5 | 3 | 8 | 59 |
| Lasse Pirjeta | 25 | 4 | 3 | 7 | 18 |
| Jani Rita | 30 | 3 | 4 | 7 | 4 |
| Matt Murley | 41 | 1 | 5 | 6 | 24 |
| Noah Welch | 5 | 1 | 3 | 4 | 2 |
| Steve Poapst | 21 | 0 | 4 | 4 | 10 |
| Rob Scuderi | 57 | 0 | 4 | 4 | 36 |
| Andre Roy | 42 | 2 | 1 | 3 | 116 |
| Shane Endicott | 41 | 1 | 1 | 2 | 43 |
| Ryan VandenBussche | 20 | 1 | 0 | 1 | 42 |
| Eric Cairns | 27 | 1 | 0 | 1 | 87 |
| Cory Cross | 6 | 0 | 1 | 1 | 6 |
| Matt Hussey | 13 | 0 | 1 | 1 | 0 |
| Sebastien Caron | 26 | 0 | 1 | 1 | 0 |
| Lyle Odelein | 27 | 0 | 1 | 1 | 50 |
| Marc-Andre Fleury | 50 | 0 | 1 | 1 | 0 |
| Dany Sabourin | 1 | 0 | 0 | 0 | 0 |
| Guillaume Lefebvre | 9 | 0 | 0 | 0 | 9 |
| Alain Nasreddine | 6 | 0 | 0 | 0 | 8 |
| Niklas Nordgren | 15 | 0 | 0 | 0 | 4 |
| Jocelyn Thibault | 16 | 0 | 0 | 0 | 2 |
| Rico Fata | 20 | 0 | 0 | 0 | 10 |

Games

| DATE | RESULT | SCORE | OPPONENT |
|---------|--------|-------|--------------|
| Oct. 5 | L | 1-5 | New Jersey |
| Oct. 7 | SOL | 2-3* | Carolina |
| Oct. 8 | OTL | 6-7* | BOSTON |
| Oct. 10 | OTL | 2-3* | Buffalo |
| Oct. 14 | OTL | 5-6* | Philadelphia |
| Oct. 15 | L | 1-3 | TAMPA BAY |
| Oct. 20 | L | 3-6 | NEW JERSEY |
| Oct. 22 | L | 3-6 | Boston |
| Oct. 25 | OTL | 3-4* | FLORIDA |
| Oct. 27 | W | 7-5 | ATLANTA |
| Oct. 29 | L | 3-5 | CAROLINA |
| Nov. 1 | OTW | 4-3* | New Jersey |
| Nov. 3 | W | 5-1 | NY Islanders |
| Nov. 5 | L | 3-6 | Boston |
| Nov. 7 | W | 3-2 | NY Rangers |
| Nov. 9 | L | 0-5 | Atlanta |
| Nov. 10 | SOW | 3-2* | MONTREAL |
| Nov. 12 | L | 1-6 | NY RANGERS |
| Nov. 14 | SOL | 2-3* | NY ISLANDERS |
| Nov. 16 | OTW | 3-2* | Philadelphia |
| Nov. 19 | L | 3-6 | PHILADELPHIA |
| Nov. 22 | W | 5-4 | WASHINGTON |
| Nov. 25 | L | 3-6 | Florida |
| Nov. 27 | L | 1-4 | Tampa Bay |
| Nov. 29 | L | 2-3 | BUFFALO |
| Dec. 1 | L | 1-2 | NY Rangers |
| Dec. 3 | L | 2-3 | CALGARY |
| Dec. 8 | L | 0-5 | MINNESOTA |
| Dec. 10 | W | 4-3 | COLORADO |
| Dec. 12 | L | 1-3 | Detroit |
| Dec. 13 | L | 0-3 | St. Louis |
| Dec. 16 | OTL | 3-4* | BUFFALO |
| Dec. 17 | L | 3-4 | Buffalo |
| Dec. 23 | L | 4-5 | PHILADELPHIA |
| Dec. 27 | OTL | 2-3* | TORONTO |
| Dec. 29 | W | 6-2 | NEW JERSEY |
| Dec. 31 | OTW | 4-3* | NY RANGERS |
| Jan. 2 | OTL | 2-3* | Toronto |
| Jan. 3 | W | 6-4 | Montreal |
| Jan. 6 | L | 4-6 | Atlanta |
| Jan. 7 | L | 3-4 | ATLANTA |
| Jan. 10 | L | 1-3 | EDMONTON |

| DATE | RESULT | SCORE | OPPONENT |
|---------|--------|-------|--------------|
| Jan. 11 | L | 1-6 | Columbus |
| Jan. 13 | L | 1-4 | Chicago |
| Jan. 15 | L | 4-5 | Nashville |
| Jan. 16 | L | 2-4 | VANCOUVER |
| Jan. 19 | L | 2-4 | NY RANGERS |
| Jan. 21 | L | 1-2 | PHILADELPHIA |
| Jan. 23 | L | 2-4 | Philadelphia |
| Jan. 25 | W | 8-1 | WASHINGTON |
| Jan. 26 | SOL | 3-4* | NY Islanders |
| Jan. 28 | L | 1-7 | NY Rangers |
| Feb. 1 | L | 1-3 | NY Rangers |
| Feb. 2 | L | 2-7 | OTTAWA |
| Feb. 4 | SOL | 4-5* | NY ISLANDERS |
| Feb. 6 | L | 2-5 | Ottawa |
| Feb. 8 | L | 1-3 | BOSTON |
| Feb. 10 | W | 4-3 | Carolina |
| Feb. 11 | W | 6-3 | Washington |
| Mar. 1 | L | 3-4 | OTTAWA |
| Mar. 4 | L | 5-7 | CAROLINA |
| Mar. 7 | SOL | 4-5* | TAMPA BAY |
| Mar. 8 | L | 3-6 | Washington |
| Mar. 11 | W | 6-3 | NEW JERSEY |
| Mar. 12 | W | 2-0 | PHILADELPHIA |
| Mar. 16 | L | 1-2 | New Jersey |
| Mar. 18 | W | 5-4 | Montreal |
| Mar. 19 | L | 0-1 | TORONTO |
| Mar. 21 | L | 2-5 | Ottawa |
| Mar. 24 | OTW | 4-3* | NY ISLANDERS |
| Mar. 26 | L | 5-6 | MONTREAL |
| Mar. 29 | L | 3-5 | FLORIDA |
| Mar. 31 | W | 4-0 | NY Islanders |
| Apr. 2 | OTL | 2-3* | NEW JERSEY |
| Apr. 5 | L | 4-6 | New Jersey |
| Apr. 7 | W | 5-1 | Florida |
| Apr. 8 | L | 0-1 | Tampa Bay |
| Apr. 11 | L | 3-4 | Philadelphia |
| Apr. 13 | W | 5-3 | NY RANGERS |
| Apr. 15 | SOL | 4-5* | NY Islanders |
| Apr. 17 | W | 6-1 | NY ISLANDERS |
| Apr. 18 | L | 3-5 | Toronto |

Home games in all CAPS * - Overtime

22-46-14, 5th, Atlantic Division

2006-07

Highlights

- Ray Shero is named the team's general manager on May 25, 2006.
- Sidney Crosby becomes the youngest player in North American major sports history to win a scoring title after posting 120 points (36G-84A) at 19 years old.
- The Penguins have a 47-point improvement, which is the fourth-biggest turnaround in NHL history.
- The Penguins reach the playoffs for the first time since 2001.
- Sidney Crosby captures the Hart, Pearson and Art Ross trophies.
- Evgeni Malkin earns the Calder Trophy as league's top rookie and leads all rookies with 85 points.
- Penguins finish the month of March with a 12-3-2 record for 26 points - the most in one month while playing 17 games.

Transactions

July 3, 2006 - Mark Eaton signed as a free agent.

July 4, 2006 - Jarkko Ruutu signed as a free agent.

July 19, 2006 - Obtained Dominic Moore and Libor Pivko from Nashville for a 2007 third-round draft pick.

July 20, 2006 - Obtained Nils Ekman and Patrick Ehelechner from San Jose for a 2007 second-round draft pick.

July 24, 2006 - Ronald Petrovicky signed as a free agent.

July 25, 2006 - Mark Recchi signed as a free agent.

Feb. 27, 2007 - Obtained forward Gary Roberts from Florida for Noah Welch; Obtained Georges Laraque from Phoenix for a 2008 third-round draft pick and Daniel Carcillo; Obtained Joel Kwiatkowski from Florida for a 2007 fourth-round draft pick; Obtained a 2007 third-round choice from Minnesota for Dominic Moore.

Goaltenders

| GOALIE | W-L-O | GP | MP | GA | SO | GAA |
|-------------------|-----------------|-----------|-------------|------------|----------|-------------|
| Marc-Andre Fleury | 40-16-9 | 67 | 3905 | 184 | 5 | 2.83 |
| Jocelyn Thibault | 7-8-2 | 22 | 1101 | 52 | 1 | 2.83 |
| TOTALS | 47-24-11 | 82 | 5008 | 240 | 6 | 2.93 |

Scoring

| PLAYERS | GP | G | A | PTS | PIM |
|-------------------|----|----|----|-----|-----|
| Sidney Crosby | 79 | 36 | 84 | 120 | 60 |
| Evgeni Malkin | 78 | 33 | 52 | 85 | 80 |
| Mark Recchi | 82 | 24 | 44 | 68 | 62 |
| Sergei Gonchar | 82 | 13 | 54 | 67 | 72 |
| Ryan Whitney | 81 | 14 | 45 | 59 | 77 |
| Michel Ouellet | 73 | 19 | 29 | 48 | 30 |
| Jordan Staal | 81 | 29 | 13 | 42 | 24 |
| Colby Armstrong | 80 | 12 | 22 | 34 | 67 |
| Erik Christensen | 61 | 18 | 15 | 33 | 26 |
| Ryan Malone | 64 | 16 | 15 | 31 | 71 |
| Maxime Talbot | 75 | 13 | 11 | 24 | 53 |
| Jarkko Ruutu | 81 | 7 | 9 | 16 | 125 |
| Nils Ekman | 34 | 6 | 9 | 15 | 24 |
| Dominic Moore | 59 | 6 | 9 | 15 | 46 |
| Gary Roberts | 19 | 7 | 6 | 13 | 26 |
| Josef Melichar | 70 | 1 | 11 | 12 | 44 |
| Rob Scuderi | 78 | 1 | 10 | 11 | 28 |
| John LeClair | 21 | 2 | 5 | 7 | 12 |
| Ronald Petrovicky | 31 | 3 | 3 | 6 | 28 |
| Brooks Orpik | 70 | 0 | 6 | 6 | 82 |
| Chris Thorburn | 39 | 3 | 2 | 5 | 69 |
| Alain Nasreddine | 44 | 1 | 4 | 5 | 18 |
| Mark Eaton | 35 | 0 | 3 | 3 | 16 |
| Marc-Andre Fleury | 67 | 0 | 3 | 3 | 4 |
| Kris Letang | 7 | 2 | 0 | 2 | 4 |
| Noah Welch | 22 | 1 | 1 | 2 | 22 |
| Georges Laraque | 17 | 0 | 2 | 2 | 18 |
| Micki Dupont | 3 | 0 | 1 | 1 | 4 |
| Eric Cairns | 1 | 0 | 0 | 0 | 5 |
| Joel Kwiatkowski | 1 | 0 | 0 | 0 | 0 |
| Karl Stewart | 3 | 0 | 0 | 0 | 2 |
| Andre Roy | 5 | 0 | 0 | 0 | 12 |
| Jocelyn Thibault | 22 | 0 | 0 | 0 | 0 |

Games

| DATE | RESULT | SCORE | OPPONENT |
|---------|--------|-------|--------------|
| Oct. 5 | W | 4-0 | PHILADELPHIA |
| Oct. 7 | L | 0-2 | DETROIT |
| Oct. 12 | W | 6-5 | NY Rangers |
| Oct. 14 | L | 1-5 | CAROLINA |
| Oct. 18 | L | 1-2 | NEW JERSEY |
| Oct. 19 | OTW | 4-3* | NY Islanders |
| Oct. 21 | W | 5-3 | COLUMBUS |
| Oct. 24 | W | 4-2 | NEW JERSEY |
| Oct. 28 | W | 8-2 | Philadelphia |
| Nov. 1 | OTW | 4-3* | Los Angeles |
| Nov. 4 | L | 2-3 | San Jose |
| Nov. 6 | OTL | 2-3* | Anaheim |
| Nov. 8 | OTL | 3-4* | TAMPA BAY |
| Nov. 10 | L | 3-6 | OTTAWA |
| Nov. 11 | L | 2-6 | Carolina |
| Nov. 13 | W | 3-2 | PHILADELPHIA |
| Nov. 17 | L | 2-4 | Buffalo |
| Nov. 18 | W | 3-1 | NY RANGERS |
| Nov. 20 | W | 5-3 | Philadelphia |
| Nov. 22 | SOL | 3-4* | BOSTON |
| Nov. 24 | L | 1-3 | NY Islanders |
| Nov. 25 | OTL | 1-2* | NY RANGERS |
| Nov. 28 | W | 3-2 | NY ISLANDERS |
| Dec. 1 | L | 2-5 | New Jersey |
| Dec. 2 | L | 3-5 | NY ISLANDERS |
| Dec. 5 | L | 2-3 | FLORIDA |
| Dec. 7 | SOL | 2-3* | NY Rangers |
| Dec. 9 | OTW | 4-3* | Atlanta |
| Dec. 11 | SOW | 5-4* | Washington |
| Dec. 13 | W | 8-4 | PHILADELPHIA |
| Dec. 15 | W | 7-4 | NY ISLANDERS |
| Dec. 16 | L | 3-6 | Montreal |
| Dec. 19 | L | 1-4 | ST. LOUIS |
| Dec. 21 | SOL | 3-4* | Atlanta |
| Dec. 26 | L | 0-3 | New Jersey |
| Dec. 27 | L | 2-4 | ATLANTA |
| Dec. 29 | W | 4-1 | TORONTO |
| Jan. 2 | W | 3-0 | CAROLINA |
| Jan. 5 | W | 4-2 | Buffalo |
| Jan. 7 | SOL | 2-3* | TAMPA BAY |
| Jan. 9 | L | 2-3 | Tampa Bay |
| Jan. 10 | L | 2-5 | Florida |

| DATE | RESULT | SCORE | OPPONENT |
|---------|--------|-------|--------------|
| Jan. 13 | W | 5-3 | Philadelphia |
| Jan. 16 | W | 5-2 | NY ISLANDERS |
| Jan. 18 | SOL | 4-5* | Boston |
| Jan. 20 | W | 8-2 | TORONTO |
| Jan. 26 | SOW | 4-3* | Dallas |
| Jan. 27 | W | 7-2 | Phoenix |
| Jan. 30 | W | 3-0 | FLORIDA |
| Feb. 1 | SOW | 5-4* | MONTREAL |
| Feb. 3 | W | 2-0 | WASHINGTON |
| Feb. 4 | OTL | 3-4* | Montreal |
| Feb. 6 | W | 4-1 | NASHVILLE |
| Feb. 8 | SOW | 5-4* | Philadelphia |
| Feb. 10 | OTW | 6-5* | Toronto |
| Feb. 14 | SOW | 5-4* | CHICAGO |
| Feb. 16 | W | 5-4 | New Jersey |
| Feb. 18 | W | 3-2 | WASHINGTON |
| Feb. 19 | L | 5-6 | NY Islanders |
| Feb. 22 | OTW | 2-1* | Florida |
| Feb. 25 | L | 1-5 | Tampa Bay |
| Feb. 27 | L | 0-1 | NEW JERSEY |
| Mar. 1 | SOW | 4-3* | NY Rangers |
| Mar. 2 | L | 2-3 | Carolina |
| Mar. 4 | SOW | 4-3* | PHILADELPHIA |
| Mar. 6 | SOW | 5-4* | Ottawa |
| Mar. 8 | SOL | 3-4* | NEW JERSEY |
| Mar. 10 | OTW | 3-2* | NY RANGERS |
| Mar. 13 | SOW | 5-4* | BUFFALO |
| Mar. 14 | W | 3-0 | New Jersey |
| Mar. 16 | W | 6-3 | MONTREAL |
| Mar. 18 | SOW | 4-3* | OTTAWA |
| Mar. 19 | L | 1-2 | NY Rangers |
| Mar. 22 | L | 1-3 | NY Islanders |
| Mar. 24 | W | 2-1 | ATLANTA |
| Mar. 25 | W | 5-0 | BOSTON |
| Mar. 27 | W | 4-3 | Washington |
| Mar. 29 | W | 4-2 | Boston |
| Mar. 31 | OTL | 4-5* | Toronto |
| Apr. 3 | L | 1-4 | BUFFALO |
| Apr. 5 | W | 3-2 | Ottawa |
| Apr. 7 | W | 2-1 | NY RANGERS |

Home games in all CAPS * - Overtime

47-24-11, 2nd, Atlantic Division

2007-08

Highlights

- Sidney Crosby is named team captain on May 31. Crosby becomes the youngest captain in NHL history at 19 years, 297 days (since surpassed).
- Sidney Crosby posts a then career-best 19-game point streak (11G-19A). Evgeni Malkin records a career-best 15-game point streak, the longest streak in NHL history by a Russian-born player.
- Sidney Crosby's shootout goal gives Pittsburgh a 2-1 win over Buffalo in the NHL Winter Classic in Orchard Park, NY in front of a then NHL-record 71,217 fans.
- Evgeni Malkin becomes the 12th player in Penguins history to break the 100-point plateau.
- The Penguins win the Atlantic Division, their first division title since 1997-98 and sixth in club history.
- The Penguins defeat Ottawa (4-0), NY Rangers (4-1) and Philadelphia (4-1) to advance to their third Stanley Cup Final before falling to Detroit (4-2).
- Sidney Crosby ties for the postseason lead in points with 27 (6G-21A).

Transactions

June 22, 2007 - Obtained a 2007 third-round draft pick from Atlanta for Chris Thorburn.

July 2, 2007 - Petr Sykora and Darryl Sydor signed as free agents to two-year contracts.

July 19, 2007 - Ty Conklin signed as a free agent to a one-year contract.

Oct. 1, 2007 - Adam Hall signed as a free agent to a one-year contract.

Feb. 26, 2008 - Obtained Marian Hossa and Pascal Dupuis from Atlanta for Colby Armstrong, Erik Christensen, Angelo Esposito and a 2008 first-round draft pick.

Feb. 26, 2008 - Obtained Hal Gill from Toronto for a 2008 second-round draft pick and a 2009 fifth-round draft pick.

Goaltenders

| GOALIE | W-L-O | GP | MP | GA | SO | GAA |
|-------------------|----------------|-----------|-------------|------------|----------|-------------|
| Marc-Andre Fleury | 19-10-2 | 35 | 1857 | 72 | 4 | 2.33 |
| Ty Conklin | 18-8-5 | 33 | 1866 | 78 | 2 | 2.51 |
| Dany Sabourin | 10-9-1 | 24 | 1242 | 57 | 2 | 2.75 |
| TOTALS | 47-27-8 | 82 | 4965 | 212 | 8 | 2.58 |

Scoring

| PLAYERS | GP | G | A | PTS | PIM |
|-------------------|----|----|----|-----|-----|
| Evgeni Malkin | 82 | 47 | 59 | 106 | 78 |
| Sidney Crosby | 53 | 24 | 48 | 72 | 39 |
| Sergei Gonchar | 78 | 12 | 53 | 65 | 66 |
| Petr Sykora | 81 | 28 | 35 | 63 | 41 |
| Ryan Malone | 77 | 27 | 24 | 51 | 103 |
| Ryan Whitney | 76 | 12 | 28 | 40 | 45 |
| Jordan Staal | 82 | 12 | 16 | 28 | 55 |
| Maxime Talbot | 63 | 12 | 14 | 26 | 53 |
| Colby Armstrong | 54 | 9 | 15 | 24 | 50 |
| Erik Christensen | 49 | 9 | 11 | 20 | 28 |
| Tyler Kennedy | 55 | 10 | 9 | 19 | 35 |
| Kris Letang | 63 | 6 | 11 | 17 | 23 |
| Jarkko Ruutu | 71 | 6 | 10 | 16 | 138 |
| Gary Roberts | 38 | 3 | 12 | 15 | 40 |
| Georges Laraque | 71 | 4 | 9 | 13 | 141 |
| Darryl Sydor | 74 | 1 | 12 | 13 | 26 |
| Jeff Taffe | 45 | 5 | 7 | 12 | 8 |
| Pascal Dupuis | 16 | 2 | 10 | 12 | 8 |
| Brooks Orpik | 78 | 1 | 10 | 11 | 57 |
| Marian Hossa | 12 | 3 | 7 | 10 | 6 |
| Mark Recchi | 19 | 2 | 6 | 8 | 12 |
| Adam Hall | 46 | 2 | 4 | 6 | 24 |
| Rob Scuderi | 71 | 0 | 5 | 5 | 26 |
| Hal Gill | 18 | 1 | 3 | 4 | 16 |
| Mark Eaton | 36 | 0 | 3 | 3 | 4 |
| Chris Minard | 15 | 1 | 1 | 2 | 10 |
| Alex Goligoski | 3 | 0 | 2 | 2 | 2 |
| Connor James | 13 | 1 | 0 | 1 | 2 |
| Ryan Stone | 6 | 0 | 1 | 1 | 5 |
| Ty Conklin | 33 | 0 | 1 | 1 | 4 |
| Marc-Andre Fleury | 35 | 0 | 1 | 1 | 0 |
| Nathan Smith | 13 | 0 | 0 | 0 | 2 |
| Tim Brent | 1 | 0 | 0 | 0 | 0 |
| Kris Beech | 5 | 0 | 0 | 0 | 2 |
| Jonathan Filewich | 5 | 0 | 0 | 0 | 0 |
| Alain Nasreddine | 6 | 0 | 0 | 0 | 4 |
| Dany Sabourin | 24 | 0 | 0 | 0 | 2 |

Games

| DATE | RESULT | SCORE | OPPONENT |
|---------|--------|-------|--------------|
| Oct. 5 | L | 1-4 | Carolina |
| Oct. 6 | W | 5-4 | ANAHEIM |
| Oct. 10 | L | 2-3 | MONTREAL |
| Oct. 13 | W | 6-4 | Toronto |
| Oct. 17 | L | 4-5 | NEW JERSEY |
| Oct. 19 | SOW | 4-3* | CAROLINA |
| Oct. 20 | W | 2-1 | Washington |
| Oct. 23 | W | 1-0 | NY RANGERS |
| Oct. 25 | L | 2-5 | TORONTO |
| Oct. 27 | SOL | 3-4* | MONTREAL |
| Oct. 30 | W | 4-2 | Minnesota |
| Nov. 1 | L | 2-3 | Colorado |
| Nov. 3 | L | 2-3 | NY Islanders |
| Nov. 5 | W | 5-0 | New Jersey |
| Nov. 7 | L | 1-3 | PHILADELPHIA |
| Nov. 8 | L | 2-4 | NY Rangers |
| Nov. 10 | L | 2-5 | Philadelphia |
| Nov. 12 | L | 2-3 | NEW JERSEY |
| Nov. 15 | W | 3-2 | NY ISLANDERS |
| Nov. 17 | OTL | 3-4* | NY RANGERS |
| Nov. 21 | L | 1-2 | NEW JERSEY |
| Nov. 22 | SOW | 6-5* | Ottawa |
| Nov. 24 | W | 5-0 | ATLANTA |
| Nov. 30 | W | 4-1 | DALLAS |
| Dec. 1 | L | 2-4 | Toronto |
| Dec. 3 | W | 3-1 | PHOENIX |
| Dec. 5 | W | 4-2 | Edmonton |
| Dec. 6 | SOW | 3-2* | Calgary |
| Dec. 8 | SOW | 2-1* | Vancouver |
| Dec. 11 | L | 2-8 | Philadelphia |
| Dec. 13 | L | 1-4 | OTTAWA |
| Dec. 15 | W | 3-2 | NY Islanders |
| Dec. 18 | L | 0-4 | NY Rangers |
| Dec. 20 | SOW | 5-4* | Boston |
| Dec. 21 | L | 2-4 | NY ISLANDERS |
| Dec. 23 | W | 4-2 | BOSTON |
| Dec. 27 | OTW | 4-3* | WASHINGTON |
| Dec. 29 | W | 2-0 | BUFFALO |
| Jan. 1 | SOW | 2-1* | Buffalo |
| Jan. 3 | W | 6-2 | TORONTO |
| Jan. 5 | W | 3-0 | FLORIDA |
| Jan. 8 | W | 3-1 | Florida |
| Jan. 10 | W | 4-1 | Tampa Bay |

| DATE | RESULT | SCORE | OPPONENT |
|---------|--------|-------|--------------|
| Jan. 12 | SOL | 2-3* | Atlanta |
| Jan. 14 | W | 4-1 | NY RANGERS |
| Jan. 18 | L | 0-3 | TAMPA BAY |
| Jan. 19 | W | 2-0 | Montreal |
| Jan. 21 | SOL | 5-6* | WASHINGTON |
| Jan. 24 | L | 3-4 | Philadelphia |
| Jan. 29 | W | 4-2 | New Jersey |
| Jan. 30 | L | 1-4 | Atlanta |
| Feb. 2 | W | 4-1 | CAROLINA |
| Feb. 4 | OTL | 3-4* | New Jersey |
| Feb. 7 | W | 4-3 | NY ISLANDERS |
| Feb. 9 | W | 4-2 | LOS ANGELES |
| Feb. 10 | W | 4-3 | PHILADELPHIA |
| Feb. 13 | L | 1-2 | BOSTON |
| Feb. 14 | L | 2-4 | Carolina |
| Feb. 17 | W | 4-1 | Buffalo |
| Feb. 19 | W | 3-2 | FLORIDA |
| Feb. 21 | W | 5-4 | Montreal |
| Feb. 23 | OTL | 3-4* | OTTAWA |
| Feb. 24 | SOL | 1-2* | SAN JOSE |
| Feb. 26 | W | 4-2 | NY Islanders |
| Feb. 28 | L | 1-5 | Boston |
| Mar. 1 | L | 4-5 | Ottawa |
| Mar. 2 | SOW | 3-2* | ATLANTA |
| Mar. 4 | W | 2-0 | Tampa Bay |
| Mar. 6 | L | 2-5 | Florida |
| Mar. 9 | W | 4-2 | Washington |
| Mar. 12 | W | 7-3 | BUFFALO |
| Mar. 16 | W | 7-1 | PHILADELPHIA |
| Mar. 18 | L | 2-5 | NY Rangers |
| Mar. 20 | W | 4-2 | TAMPA BAY |
| Mar. 22 | W | 7-1 | NEW JERSEY |
| Mar. 24 | L | 1-4 | NY Islanders |
| Mar. 25 | W | 2-0 | New Jersey |
| Mar. 27 | W | 3-1 | NY ISLANDERS |
| Mar. 30 | W | 3-1 | NY RANGERS |
| Mar. 31 | OTL | 1-2* | NY Rangers |
| Apr. 2 | W | 4-2 | PHILADELPHIA |
| Apr. 6 | L | 0-2 | Philadelphia |

Home games in all CAPS * - Overtime

47-27-8, 1st, Atlantic Division

2008-09

Highlights

- The Penguins defeat Philadelphia [4-2], Washington [4-3], Carolina [4-0] and Detroit [4-3] to win their third Stanley Cup in franchise history.
- The Penguins clinch all four playoff series with wins on the road.
- Dan Bylsma, named head coach on Feb. 15, 2009, joins Al MacNeil (Montreal, 1971) as the only rookie head coaches hired mid-season to win the Stanley Cup, and just the fourth rookie coach to do so.
- The Penguins go 18-3-4 in the final 25 games of the regular season after Bylsma takes over, and climb from 10th place in the Eastern Conference standings to fourth.
- Evgeni Malkin becomes the fifth player (since 1967 expansion) to win the NHL regular-season and postseason scoring titles, and first since Mario Lemieux [1992]. Malkin joins Wayne Gretzky, Lemieux, Guy Lafleur and Phil Housley.
- Sidney Crosby becomes the youngest captain [21] in NHL history to lead his team to a Stanley Cup title.
- Evgeni Malkin becomes the third-youngest Conn Smythe winner [22 years, 10 months] as playoff MVP.

Transactions

- June 28, 2008** - Obtained a 2009 third-round draft pick from Tampa Bay for the rights to Ryan Malone and Gary Roberts.
- July 1, 2008** - Eric Godard signed as a free agent.
- July 3, 2008** - Miroslav Satan and Ruslan Fedotenko signed as free agents.
- July 6, 2008** - Matt Cooke signed as a free agent.
- Oct. 9, 2008** - Obtained Mike Zigomanis from Phoenix for future considerations.
- Nov. 16, 2008** - Obtained Philippe Boucher from Dallas for Darryl Sydor.
- Jan. 17, 2009** - Obtained Mathieu Garon from Edmonton for Dany Sabourin, Ryan Stone and a 2011 fourth-round draft pick.
- Feb. 15, 2009** - Dan Bylsma named interim head coach.
- Feb. 26, 2009** - Obtained Chris Kunitz and Eric Tangradi from Anaheim for Ryan Whitney.
- March 4, 2009** - Obtained Bill Guerin from the New York Islanders for a 2009 conditional third-round draft pick; Claimed Craig Adams off waivers from Chicago.

Goaltenders

| GOALIE | W-L-O | GP | MP | GA | SO | GAA |
|-------------------|----------------|-----------|-------------|------------|----------|-------------|
| John Curry | 2-1-0 | 3 | 150 | 6 | 0 | 2.40 |
| Marc-Andre Fleury | 35-18-7 | 62 | 3641 | 162 | 4 | 2.67 |
| Dany Sabourin | 6-8-2 | 19 | 989 | 47 | 0 | 2.85 |
| Mathieu Garon | 2-1-0 | 4 | 206 | 10 | 0 | 2.91 |
| TOTALS | 45-28-9 | 82 | 4983 | 233 | 4 | 2.84 |

Scoring

| PLAYERS | GP | G | A | PTS | PIM |
|-------------------|----|----|----|-----|-----|
| Evgeni Malkin | 82 | 35 | 78 | 113 | 80 |
| Sidney Crosby | 77 | 33 | 70 | 103 | 76 |
| Jordan Staal | 82 | 22 | 27 | 49 | 37 |
| Petr Sykora | 76 | 25 | 21 | 46 | 36 |
| Ruslan Fedotenko | 65 | 16 | 23 | 39 | 44 |
| Miroslav Satan | 65 | 17 | 19 | 36 | 36 |
| Tyler Kennedy | 67 | 15 | 20 | 35 | 30 |
| Kris Letang | 74 | 10 | 23 | 33 | 24 |
| Matt Cooke | 76 | 13 | 18 | 31 | 101 |
| Pascal Dupuis | 71 | 12 | 16 | 28 | 30 |
| Maxime Talbot | 75 | 12 | 10 | 22 | 63 |
| Alex Goligoski | 45 | 6 | 14 | 20 | 16 |
| Sergei Gonchar | 25 | 6 | 13 | 19 | 26 |
| Brooks Orpik | 79 | 2 | 17 | 19 | 73 |
| Chris Kunitz | 20 | 7 | 11 | 18 | 16 |
| Rob Scuderi | 81 | 1 | 15 | 16 | 18 |
| Ryan Whitney | 28 | 2 | 11 | 13 | 16 |
| Bill Guerin | 17 | 5 | 7 | 12 | 18 |
| Hal Gill | 62 | 2 | 8 | 10 | 53 |
| Mark Eaton | 68 | 4 | 5 | 9 | 36 |
| Philippe Boucher | 25 | 3 | 3 | 6 | 24 |
| Mike Zigomanis | 22 | 2 | 4 | 6 | 27 |
| Eric Godard | 71 | 2 | 2 | 4 | 171 |
| Bill Thomas | 16 | 2 | 1 | 3 | 2 |
| Chris Minard | 20 | 1 | 2 | 3 | 4 |
| Dustin Jeffrey | 14 | 1 | 2 | 3 | 0 |
| Darryl Sydor | 8 | 1 | 1 | 2 | 2 |
| Jeff Taffe | 8 | 0 | 2 | 2 | 2 |
| Tim Wallace | 16 | 0 | 2 | 2 | 7 |
| Paul Bissonnette | 15 | 0 | 1 | 1 | 22 |
| Luca Caputi | 5 | 1 | 0 | 1 | 4 |
| Craig Adams | 9 | 0 | 1 | 1 | 0 |
| Marc-Andre Fleury | 62 | 0 | 1 | 1 | 8 |
| Connor James | 1 | 0 | 0 | 0 | 0 |
| Ryan Stone | 2 | 0 | 0 | 0 | 2 |
| Janne Pesonen | 7 | 0 | 0 | 0 | 0 |
| Ben Lovejoy | 2 | 0 | 0 | 0 | 0 |
| John Curry | 3 | 0 | 0 | 0 | 0 |
| Mathieu Garon | 4 | 0 | 0 | 0 | 0 |
| Dany Sabourin | 19 | 0 | 0 | 0 | 2 |

Games

| DATE | RESULT | SCORE | OPPONENT |
|---------|--------|-------|--------------|
| Oct. 4 | OTW | 4-3* | Ottawa+ |
| Oct. 5 | L | 1-3 | OTTAWA+ |
| Oct. 11 | OTL | 1-2* | NEW JERSEY |
| Oct. 14 | OTW | 3-2* | PHILADELPHIA |
| Oct. 16 | L | 3-4 | WASHINGTON |
| Oct. 18 | W | 4-1 | TORONTO |
| Oct. 20 | SOW | 2-1* | Boston |
| Oct. 23 | W | 4-1 | CAROLINA |
| Oct. 25 | SOL | 2-3* | NY Rangers |
| Oct. 28 | L | 1-2 | San Jose |
| Oct. 30 | L | 1-4 | Phoenix |
| Nov. 1 | W | 6-3 | St. Louis |
| Nov. 6 | W | 5-4 | EDMONTON |
| Nov. 8 | SOW | 4-3* | NY Islanders |
| Nov. 11 | OTW | 7-6* | Detroit |
| Nov. 13 | SOW | 5-4* | PHILADELPHIA |
| Nov. 15 | W | 5-2 | BUFFALO |
| Nov. 18 | SOL | 1-2* | MINNESOTA |
| Nov. 20 | W | 3-2 | Atlanta |
| Nov. 22 | L | 1-3 | VANCOUVER |
| Nov. 26 | W | 5-3 | NY Islanders |
| Nov. 28 | L | 3-4 | Buffalo |
| Nov. 29 | W | 4-1 | NEW JERSEY |
| Dec. 3 | SOL | 2-3* | NY Rangers |
| Dec. 4 | W | 5-2 | Carolina |
| Dec. 6 | L | 2-3 | Ottawa |
| Dec. 8 | L | 3-4 | BUFFALO |
| Dec. 10 | L | 1-4 | New Jersey |
| Dec. 11 | W | 9-2 | NY ISLANDERS |
| Dec. 13 | L | 3-6 | Philadelphia |
| Dec. 18 | W | 6-3 | Atlanta |
| Dec. 20 | L | 3-7 | TORONTO |
| Dec. 22 | OTW | 4-3* | Buffalo |
| Dec. 23 | L | 0-2 | TAMPA BAY |
| Dec. 26 | W | 1-0 | New Jersey |
| Dec. 27 | L | 2-3 | MONTREAL |
| Dec. 30 | L | 2-5 | BOSTON |
| Jan. 1 | L | 2-4 | Boston |
| Jan. 3 | L | 1-6 | FLORIDA |
| Jan. 5 | L | 0-4 | NY Rangers |
| Jan. 6 | W | 3-1 | ATLANTA |
| Jan. 8 | L | 3-5 | Nashville |
| Jan. 10 | L | 3-5 | Colorado |

| DATE | RESULT | SCORE | OPPONENT |
|---------|--------|-------|--------------|
| Jan. 13 | W | 4-2 | Philadelphia |
| Jan. 14 | L | 3-6 | WASHINGTON |
| Jan. 16 | W | 3-1 | ANAHEIM |
| Jan. 18 | W | 3-0 | NY RANGERS |
| Jan. 20 | L | 1-2 | CAROLINA |
| Jan. 28 | W | 6-2 | NY RANGERS |
| Jan. 30 | OTL | 3-4* | New Jersey |
| Jan. 31 | L | 4-5 | Toronto |
| Feb. 3 | L | 2-4 | Montreal |
| Feb. 4 | OTW | 4-3* | TAMPA BAY |
| Feb. 6 | W | 4-1 | COLUMBUS |
| Feb. 8 | L | 0-3 | DETROIT |
| Feb. 11 | SOW | 2-1* | SAN JOSE |
| Feb. 14 | L | 2-6 | Toronto |
| Feb. 16 | SOL | 2-3* | NY Islanders |
| Feb. 19 | W | 5-4 | MONTREAL |
| Feb. 21 | W | 5-4 | Philadelphia |
| Feb. 22 | L | 2-5 | Washington |
| Feb. 25 | W | 1-0 | NY ISLANDERS |
| Feb. 27 | OTW | 5-4* | Chicago |
| Mar. 1 | W | 4-1 | Dallas |
| Mar. 3 | W | 3-1 | Tampa Bay |
| Mar. 5 | W | 4-1 | Florida |
| Mar. 8 | SOW | 4-3* | Washington |
| Mar. 10 | SOW | 4-3* | FLORIDA |
| Mar. 12 | SOL | 3-4* | Columbus |
| Mar. 14 | SOL | 3-4* | OTTAWA |
| Mar. 15 | W | 6-4 | BOSTON |
| Mar. 17 | W | 6-2 | ATLANTA |
| Mar. 20 | W | 4-1 | LOS ANGELES |
| Mar. 22 | L | 1-3 | PHILADELPHIA |
| Mar. 25 | W | 2-0 | CALGARY |
| Mar. 28 | W | 4-3 | NY RANGERS |
| Apr. 1 | W | 6-1 | NEW JERSEY |
| Apr. 4 | OTL | 2-3* | Carolina |
| Apr. 5 | L | 2-4 | Florida |
| Apr. 7 | W | 6-4 | Tampa Bay |
| Apr. 9 | W | 6-1 | NY ISLANDERS |
| Apr. 11 | W | 3-1 | Montreal |

* - Overtime

+ - Game played in Stockholm, Sweden
Home games in all CAPS**45-28-9, 2nd, Atlantic Division, Stanley Cup Champions**

2009-10

Highlights

- Dan Bylsma becomes the eighth-fastest coach to reach 50 career wins, accomplishing the feat in 78 games.
- The Penguins tie the NHL record for wins in the month of October (11) with an 11-2 start to the season.
- The Penguins tie the franchise record with seven straight road victories (Oct. 3 to Nov. 3).
- Sidney Crosby wins the NHL's "Rocket" Richard Trophy (tied with Tampa Bay's Steven Stamkos) as the goal-scoring champion with 51 goals. Crosby also wins the Mark Messier Leadership Award.
- Five Penguins participate in the 2010 Winter Olympics in Vancouver with three winning medals. Sidney Crosby and Marc-Andre Fleury win gold for Canada and Brooks Orpik wins silver for the United States, while Evgeni Malkin and Sergei Gonchar play for Russia.
- Penguins play the final season at Mellon Arena, the building that housed the team since its inception in 1967. The final regular-season game was a 7-3 victory against the New York Islanders on April 8, 2010. The final game ever was a 5-2 loss to the Montreal Canadiens in Game 7 of the Eastern Conference semifinals on May 12, 2010. Jordan Staal scored the final Penguins' goal at the Igloo [16:32 of the second period] and Montreal's Brian Gionta netted the final overall tally [10:00 of the third period].

Transactions

July 1, 2009 - Mike Rupp signed as a free agent.

July 10, 2009 - Jay McKee signed as a free agent.

July 21, 2009 - Brent Johnson signed as a free agent.

Sept. 29, 2009 - Martin Skoula signed as a free agent.

March 1, 2010 - Obtained Jordan Leopold from Florida for a 2010 second-round draft pick.

March 2, 2010 - Obtained Alexei Ponikarovsky from Toronto for Luca Caputi and Martin Skoula.

Goaltenders

| GOALIE | W-L-O | GP | MP | GA | SO | GAA |
|-------------------|----------------|-----------|-------------|------------|----------|-------------|
| Alex Pechurskiy | 0-0-0 | 1 | 36 | 1 | 0 | 1.69 |
| Marc-Andre Fleury | 37-21-6 | 67 | 3798 | 168 | 1 | 2.65 |
| Brent Johnson | 10-6-1 | 23 | 1108 | 51 | 0 | 2.76 |
| John Curry | 0-1-0 | 1 | 24 | 5 | 0 | 12.25 |
| TOTALS | 47-28-7 | 92 | 4966 | 235 | 1 | 2.87 |

Scoring

| PLAYERS | GP | G | A | PTS | PIM |
|---------------------|----|----|----|-----|-----|
| Sidney Crosby | 81 | 51 | 58 | 109 | 71 |
| Evgeni Malkin | 67 | 28 | 49 | 77 | 100 |
| Sergei Gonchar | 62 | 11 | 39 | 50 | 49 |
| Jordan Staal | 82 | 21 | 28 | 49 | 57 |
| Bill Guerin | 78 | 21 | 24 | 45 | 75 |
| Pascal Dupuis | 81 | 18 | 20 | 38 | 16 |
| Alex Goligoski | 69 | 8 | 29 | 37 | 22 |
| Chris Kunitz | 50 | 13 | 19 | 32 | 39 |
| Matt Cooke | 79 | 15 | 15 | 30 | 106 |
| Ruslan Fedotenko | 80 | 11 | 19 | 30 | 50 |
| Kris Letang | 73 | 3 | 24 | 27 | 51 |
| Tyler Kennedy | 64 | 13 | 12 | 25 | 31 |
| Brooks Orpik | 73 | 2 | 23 | 25 | 64 |
| Mike Rupp | 81 | 13 | 6 | 19 | 120 |
| Mark Eaton | 79 | 3 | 13 | 16 | 26 |
| Jay McKee | 62 | 1 | 9 | 10 | 54 |
| Craig Adams | 82 | 0 | 10 | 10 | 72 |
| Alexei Ponikarovsky | 16 | 2 | 7 | 9 | 17 |
| Jordan Leopold | 20 | 4 | 4 | 8 | 6 |
| Martin Skoula | 33 | 3 | 5 | 8 | 6 |
| Maxime Talbot | 45 | 2 | 5 | 7 | 30 |
| Chris Conner | 8 | 2 | 1 | 3 | 0 |
| Eric Godard | 45 | 1 | 2 | 3 | 76 |
| Chris Bourque | 20 | 0 | 3 | 3 | 10 |
| Ben Lovejoy | 12 | 0 | 3 | 3 | 2 |
| Nick Johnson | 6 | 1 | 1 | 2 | 2 |
| Luca Caputi | 4 | 1 | 1 | 2 | 2 |
| Deryk Engelland | 9 | 0 | 2 | 2 | 17 |
| Mark Letestu | 10 | 1 | 0 | 1 | 2 |
| Brent Johnson | 23 | 0 | 1 | 1 | 0 |
| Marc-Andre Fleury | 67 | 0 | 1 | 1 | 10 |
| Eric Tangradi | 1 | 0 | 0 | 0 | 0 |
| Tim Wallace | 1 | 0 | 0 | 0 | 0 |
| Nathan Guenin | 2 | 0 | 0 | 0 | 0 |
| John Curry | 1 | 0 | 0 | 0 | 0 |
| Dustin Jeffrey | 1 | 0 | 0 | 0 | 0 |
| Alex Pechurskiy | 1 | 0 | 0 | 0 | 0 |

Games

| DATE | RESULT | SCORE | OPPONENT |
|---------|--------|-------|--------------|
| Oct. 2 | W | 3-2 | NY RANGERS |
| Oct. 3 | SOW | 4-3* | NY Islanders |
| Oct. 7 | L | 0-3 | PHOENIX |
| Oct. 8 | W | 5-4 | Philadelphia |
| Oct. 10 | W | 5-2 | Toronto |
| Oct. 12 | W | 4-1 | Ottawa |
| Oct. 14 | SOW | 3-2* | Carolina |
| Oct. 17 | W | 4-1 | TAMPA BAY |
| Oct. 20 | W | 5-1 | ST. LOUIS |
| Oct. 23 | SOW | 3-2* | FLORIDA |
| Oct. 24 | L | 1-4 | NEW JERSEY |
| Oct. 28 | W | 6-1 | MONTREAL |
| Oct. 30 | SOW | 4-3* | Columbus |
| Oct. 31 | L | 1-2 | MINNESOTA |
| Nov. 3 | W | 4-3 | Anaheim |
| Nov. 5 | L | 2-5 | Los Angeles |
| Nov. 7 | L | 0-5 | San Jose |
| Nov. 10 | L | 0-3 | Boston |
| Nov. 12 | L | 1-4 | NEW JERSEY |
| Nov. 14 | OTW | 6-5* | BOSTON |
| Nov. 16 | W | 5-2 | ANAHEIM |
| Nov. 19 | L | 2-6 | Ottawa |
| Nov. 21 | W | 3-2 | Atlanta |
| Nov. 23 | OTW | 3-2* | Florida |
| Nov. 25 | W | 3-1 | MONTREAL |
| Nov. 27 | L | 2-3 | NY Islanders |
| Nov. 28 | W | 8-3 | NY RANGERS |
| Nov. 30 | W | 5-2 | NY Rangers |
| Dec. 3 | W | 4-1 | COLORADO |
| Dec. 5 | OTL | 1-2* | CHICAGO |
| Dec. 7 | L | 2-3 | CAROLINA |
| Dec. 10 | W | 3-2 | Montreal |
| Dec. 12 | OTW | 3-2* | FLORIDA |
| Dec. 15 | W | 6-1 | PHILADELPHIA |
| Dec. 17 | SOW | 3-2* | Philadelphia |
| Dec. 19 | SOW | 2-1* | Buffalo |
| Dec. 21 | L | 0-4 | NEW JERSEY |
| Dec. 23 | W | 8-2 | OTTAWA |
| Dec. 27 | L | 3-4 | TORONTO |
| Dec. 29 | L | 3-4 | Buffalo |
| Dec. 30 | L | 0-2 | New Jersey |
| Jan. 2 | L | 1-3 | Tampa Bay |
| Jan. 3 | L | 2-6 | Florida |

| DATE | RESULT | SCORE | OPPONENT |
|---------|--------|-------|--------------|
| Jan. 5 | W | 5-2 | ATLANTA |
| Jan. 7 | L | 4-7 | PHILADELPHIA |
| Jan. 9 | W | 4-1 | Toronto |
| Jan. 11 | L | 3-4 | Minnesota |
| Jan. 13 | W | 3-1 | Calgary |
| Jan. 14 | W | 3-2 | Edmonton |
| Jan. 16 | L | 2-6 | Vancouver |
| Jan. 19 | W | 6-4 | NY ISLANDERS |
| Jan. 21 | L | 3-6 | WASHINGTON |
| Jan. 24 | W | 2-1 | Philadelphia |
| Jan. 25 | W | 4-2 | NY Rangers |
| Jan. 28 | L | 1-4 | OTTAWA |
| Jan. 31 | SOW | 2-1* | DETROIT |
| Feb. 1 | W | 5-4 | BUFFALO |
| Feb. 6 | L | 3-5 | Montreal |
| Feb. 7 | OTL | 4-5* | Washington |
| Feb. 10 | W | 3-1 | NY ISLANDERS |
| Feb. 12 | OTL | 2-3* | NY RANGERS |
| Feb. 14 | SOL | 3-4* | NASHVILLE |
| Mar. 2 | W | 3-2 | BUFFALO |
| Mar. 4 | OTW | 5-4* | NY Rangers |
| Mar. 6 | W | 6-3 | DALLAS |
| Mar. 7 | W | 2-1 | BOSTON |
| Mar. 11 | OTL | 3-4* | Carolina |
| Mar. 12 | L | 1-3 | New Jersey |
| Mar. 14 | W | 2-1 | Tampa Bay |
| Mar. 17 | L | 2-5 | New Jersey |
| Mar. 18 | W | 3-0 | Boston |
| Mar. 20 | OTL | 2-3* | CAROLINA |
| Mar. 22 | L | 1-3 | Detroit |
| Mar. 24 | SOL | 3-4* | Washington |
| Mar. 27 | W | 4-1 | PHILADELPHIA |
| Mar. 28 | SOW | 5-4* | TORONTO |
| Mar. 31 | L | 0-2 | TAMPA BAY |
| Apr. 3 | OTW | 4-3* | ATLANTA |
| Apr. 6 | L | 3-6 | WASHINGTON |
| Apr. 8 | W | 7-3 | NY ISLANDERS |
| Apr. 10 | L | 0-1 | Atlanta |
| Apr. 11 | OTW | 6-5* | NY Islanders |

Home games in all CAPS * - Overtime

47-28-7, 2nd, Atlantic Division

2010-11

Highlights

- The Penguins open their brand-new arena, CONSOL Energy Center, against the Philadelphia Flyers on October 7.
- Dan Bylsma becomes the first head coach in team history to win the Jack Adams Award as the NHL's "Most Outstanding Coach."
- The Penguins record a NHL season-high 12-game winning streak from Nov. 17-Dec. 11. The streak is the second-longest in team history and the eighth-longest (tied) in NHL history.
- The Penguins tie the franchise record with seven straight road victories (Nov. 6-Dec. 11).
- Sidney Crosby records a 25-game point streak from Nov. 5-Dec. 28, the longest in the NHL since 1992-93 (Mats Sundin) and the 11th-longest in NHL history. Crosby notches 50 points (26G-24A) during the streak.
- Pittsburgh finishes the regular season with the NHL's top penalty killing unit at 86.1 percent - the first time the Penguins ever finished the season ranked No. 1 overall.
- The Penguins host the Washington Capitals in the 2011 Bridgestone NHL Winter Classic at Heinz Field on Jan. 1.

Transactions

June 25, 2010 - Obtained the rights to Dan Hamhuis from Philadelphia for a 2010 third-round draft pick.

July 1, 2010 - Paul Martin and Zbynek Michalek signed as free agents to five-year contracts.

Aug. 20, 2010 - Arron Asham signed as a free agent to a one-year contract.

Sept. 3, 2010 - Mike Comrie signed as a free agent to a one-year contract.

Feb. 21, 2011 - Obtained James Neal and Matt Niskanen from Dallas for Alex Goligoski.

Feb. 24, 2011 - Obtained Alex Kovalev from Ottawa for a 2011 seventh-round draft pick.

Goaltenders

| GOALIE | W-L-O | GP | MP | GA | SO | GAA |
|-------------------|----------------|-----------|-------------|------------|----------|-------------|
| Brent Johnson | 13-5-3 | 23 | 1297 | 47 | 1 | 2.17 |
| Marc-Andre Fleury | 36-20-5 | 65 | 3695 | 143 | 3 | 2.32 |
| Team | | | | | 1 | |
| TOTALS | 49-25-8 | 82 | 4992 | 196 | 5 | 2.39 |

Scoring

| PLAYERS | GP | G | A | PTS | PIM |
|-------------------|----|----|----|-----|-----|
| Sidney Crosby | 41 | 32 | 34 | 66 | 31 |
| Kris Letang | 82 | 8 | 42 | 50 | 101 |
| Chris Kunitz | 66 | 23 | 25 | 48 | 47 |
| Tyler Kennedy | 80 | 21 | 24 | 45 | 37 |
| Pascal Dupuis | 81 | 17 | 20 | 37 | 59 |
| Evgeni Malkin | 43 | 15 | 22 | 37 | 18 |
| Alex Goligoski | 60 | 9 | 22 | 31 | 28 |
| Matt Cooke | 67 | 12 | 18 | 30 | 129 |
| Jordan Staal | 42 | 11 | 19 | 30 | 24 |
| Mark Letestu | 64 | 14 | 13 | 27 | 13 |
| Paul Martin | 77 | 3 | 21 | 24 | 16 |
| Maxime Talbot | 82 | 8 | 13 | 21 | 66 |
| Zbynek Michalek | 73 | 5 | 14 | 19 | 30 |
| Mike Rupp | 81 | 9 | 8 | 17 | 124 |
| Ben Lovejoy | 47 | 3 | 14 | 17 | 48 |
| Chris Conner | 60 | 7 | 9 | 16 | 10 |
| Craig Adams | 80 | 4 | 11 | 15 | 76 |
| Brooks Orpik | 63 | 1 | 12 | 13 | 66 |
| Dustin Jeffrey | 25 | 7 | 5 | 12 | 4 |
| Arron Asham | 44 | 5 | 6 | 11 | 46 |
| Deryk Engelland | 63 | 3 | 7 | 10 | 123 |
| Alex Kovalev | 20 | 2 | 5 | 7 | 16 |
| James Neal | 20 | 1 | 5 | 6 | 6 |
| Mike Comrie | 21 | 1 | 5 | 6 | 18 |
| Brett Sterling | 7 | 3 | 2 | 5 | 16 |
| Matt Niskanen | 18 | 1 | 3 | 4 | 20 |
| Nick Johnson | 4 | 1 | 2 | 3 | 5 |
| Eric Tangradi | 15 | 1 | 2 | 3 | 10 |
| Eric Godard | 19 | 0 | 3 | 3 | 105 |
| Joe Vitale | 9 | 1 | 1 | 2 | 13 |
| Andrew Hutchinson | 5 | 0 | 1 | 1 | 6 |
| Brent Johnson | 23 | 0 | 1 | 1 | 24 |
| Marc-Andre Fleury | 65 | 0 | 1 | 1 | 10 |
| Corey Potter | 1 | 0 | 0 | 0 | 0 |
| Brian Strait | 3 | 0 | 0 | 0 | 0 |
| Tim Wallace | 7 | 0 | 0 | 0 | 5 |
| Ryan Craig | 6 | 0 | 0 | 0 | 22 |

Games

| DATE | RESULT | SCORE | OPPONENT |
|---------|--------|-------|--------------|
| Oct. 7 | L | 2-3 | PHILADELPHIA |
| Oct. 9 | L | 2-3 | MONTREAL |
| Oct. 11 | W | 3-1 | New Jersey |
| Oct. 13 | L | 3-4 | TORONTO |
| Oct. 15 | OTW | 3-2* | NY ISLANDERS |
| Oct. 16 | W | 5-1 | Philadelphia |
| Oct. 18 | W | 5-2 | OTTAWA |
| Oct. 21 | OTW | 4-3* | Nashville |
| Oct. 23 | OTL | 0-1* | St. Louis |
| Oct. 27 | L | 3-5 | Tampa Bay |
| Oct. 29 | L | 2-3 | PHILADELPHIA |
| Oct. 30 | W | 3-0 | Carolina |
| Nov. 3 | L | 2-5 | Dallas |
| Nov. 5 | L | 2-3 | Anaheim |
| Nov. 6 | SOW | 4-3* | Phoenix |
| Nov. 10 | L | 4-7 | BOSTON |
| Nov. 12 | W | 5-1 | TAMPA BAY |
| Nov. 13 | W | 4-2 | Atlanta |
| Nov. 15 | OTL | 2-3* | NY RANGERS |
| Nov. 17 | W | 3-1 | VANCOUVER |
| Nov. 19 | SOW | 5-4* | CAROLINA |
| Nov. 22 | W | 3-2 | Florida |
| Nov. 24 | W | 1-0 | Buffalo |
| Nov. 26 | W | 2-1 | OTTAWA |
| Nov. 27 | W | 4-1 | CALGARY |
| Nov. 29 | W | 3-1 | NY Rangers |
| Dec. 2 | W | 3-2 | ATLANTA |
| Dec. 4 | W | 7-2 | Columbus |
| Dec. 6 | W | 2-1 | NEW JERSEY |
| Dec. 8 | W | 5-2 | TORONTO |
| Dec. 11 | W | 5-2 | Buffalo |
| Dec. 14 | L | 2-3 | Philadelphia |
| Dec. 15 | L | 1-4 | NY RANGERS |
| Dec. 20 | W | 6-1 | PHOENIX |
| Dec. 22 | W | 5-2 | FLORIDA |
| Dec. 23 | SOW | 3-2* | Washington |
| Dec. 26 | L | 1-3 | Ottawa |
| Dec. 28 | W | 6-3 | ATLANTA |
| Dec. 29 | SOL | 1-2* | NY Islanders |
| Jan. 1 | L | 1-3 | WASHINGTON |
| Jan. 5 | W | 8-1 | TAMPA BAY |
| Jan. 6 | SOL | 1-2* | Montreal |

| DATE | RESULT | SCORE | OPPONENT |
|---------|--------|-------|--------------|
| Jan. 8 | L | 0-4 | MINNESOTA |
| Jan. 10 | L | 2-4 | BOSTON |
| Jan. 12 | W | 5-2 | Montreal |
| Jan. 15 | W | 3-2 | Boston |
| Jan. 18 | W | 4-1 | DETROIT |
| Jan. 20 | L | 0-2 | New Jersey |
| Jan. 22 | W | 3-2 | CAROLINA |
| Jan. 25 | W | 1-0 | NY ISLANDERS |
| Feb. 1 | SOW | 4-3* | NY Rangers |
| Feb. 2 | W | 3-0 | NY ISLANDERS |
| Feb. 4 | W | 3-2 | BUFFALO |
| Feb. 6 | L | 0-3 | Washington |
| Feb. 8 | L | 1-4 | COLUMBUS |
| Feb. 10 | OTW | 2-1* | LOS ANGELES |
| Feb. 11 | L | 3-9 | NY Islanders |
| Feb. 13 | L | 3-5 | NY Rangers |
| Feb. 16 | OTW | 3-2* | Colorado |
| Feb. 20 | SOL | 2-3* | Chicago |
| Feb. 21 | L | 0-1 | WASHINGTON |
| Feb. 23 | OTL | 2-3* | SAN JOSE |
| Feb. 25 | L | 1-4 | Carolina |
| Feb. 26 | SOW | 6-5* | Toronto |
| Mar. 2 | OTL | 2-3* | Toronto |
| Mar. 4 | OTL | 1-2* | New Jersey |
| Mar. 5 | OTW | 3-2* | Boston |
| Mar. 8 | W | 3-1 | BUFFALO |
| Mar. 12 | L | 0-3 | MONTREAL |
| Mar. 13 | W | 5-1 | EDMONTON |
| Mar. 15 | W | 5-1 | Ottawa |
| Mar. 20 | L | 2-5 | NY RANGERS |
| Mar. 21 | SOW | 5-4* | Detroit |
| Mar. 24 | SOW | 2-1* | Philadelphia |
| Mar. 25 | SOW | 1-0* | NEW JERSEY |
| Mar. 27 | SOW | 2-1* | FLORIDA |
| Mar. 29 | L | 2-5 | PHILADELPHIA |
| Mar. 31 | L | 1-2 | Tampa Bay |
| Apr. 2 | W | 4-2 | Florida |
| Apr. 5 | W | 4-2 | NEW JERSEY |
| Apr. 8 | SOW | 4-3* | NY Islanders |
| Apr. 10 | W | 5-2 | Atlanta |

Home games in all CAPS * - Overtime

49-25-8, 2nd, Atlantic Division

2011-12

Highlights

- Evgeni Malkin becomes the ninth player in NHL history to win the Art Ross Trophy (leading scorer), Hart Trophy (MVP) and Ted Lindsay Award (NHLPA most outstanding player) in a single season after leading the NHL with 109 points.
- The Penguins establish the second-highest single-season win (51) and point (108) totals in franchise history. Pittsburgh also establishes a franchise-record 87.8 percent success rate on the penalty kill.
- James Neal becomes the first Penguins winger to score 40 goals in a single season since Alexei Kovalev in 2000-01, and was named an NHL First-Team All-Star.
- Sidney Crosby tallies four points (2G-2A) against the New York Islanders on Nov. 21 in his comeback from a 61-game absence due to a concussion dating back to the previous season.
- James Neal (Oct. 11-Nov. 15) and Evgeni Malkin (Jan. 7-Feb. 12) both amass eight-game home goal-scoring streaks - tied for the second-longest such streaks in team history (Mario Lemieux, 11 games).
- The Penguins post an NHL-season-high 11-game winning streak from Feb. 21-March 17, outscoring foes 43-17 during that span.
- Pascal Dupuis finishes the season riding an NHL-season-high 17-game point streak, during which he notched 10 goals and 12 assists.

Transactions

- July 1, 2011** - Steve Sullivan signed as a free agent to a one-year contract.
- Sept. 8, 2011** - Richard Park signed as a free agent to a one-year contract.
- Nov. 8, 2011** - Obtained a 2012 fourth-round draft pick from Columbus for Mark Letestu.
- Feb. 1, 2012** - Claimed Cal O'Reilly off re-entry waivers from Phoenix.
- Feb. 19, 2012** - James Neal signed a six-year contract extension through 2017-18.

Goaltenders

| GOALIE | W-L-O | GP | MP | GA | SO | GAA |
|-------------------|----------------|-----------|-------------|------------|----------|-------------|
| Marc-Andre Fleury | 42-17-4 | 67 | 3896 | 153 | 3 | 2.36 |
| Brent Johnson | 6-7-2 | 16 | 811 | 42 | 0 | 3.11 |
| Brad Thiessen | 3-1-0 | 5 | 258 | 16 | 0 | 3.72 |
| TOTALS | 51-25-6 | 82 | 4995 | 218 | 3 | 2.66 |

Scoring

| PLAYERS | GP | G | A | PTS | PIM |
|-------------------|----|----|----|-----|-----|
| Evgeni Malkin | 75 | 50 | 59 | 109 | 70 |
| James Neal | 80 | 40 | 41 | 81 | 87 |
| Chris Kunitz | 82 | 26 | 35 | 61 | 49 |
| Pascal Dupuis | 82 | 25 | 34 | 59 | 34 |
| Jordan Staal | 62 | 25 | 25 | 50 | 34 |
| Steve Sullivan | 79 | 17 | 31 | 48 | 20 |
| Kris Letang | 51 | 10 | 32 | 42 | 34 |
| Matt Cooke | 82 | 19 | 19 | 38 | 44 |
| Sidney Crosby | 22 | 8 | 29 | 37 | 14 |
| Tyler Kennedy | 60 | 11 | 22 | 33 | 29 |
| Paul Martin | 73 | 2 | 25 | 27 | 18 |
| Matt Niskanen | 75 | 4 | 17 | 21 | 47 |
| Craig Adams | 82 | 5 | 13 | 18 | 34 |
| Brooks Orpik | 73 | 2 | 16 | 18 | 61 |
| Deryk Engelland | 73 | 4 | 13 | 17 | 56 |
| Arron Asham | 64 | 5 | 11 | 16 | 76 |
| Richard Park | 54 | 7 | 7 | 14 | 12 |
| Joe Vitale | 68 | 4 | 10 | 14 | 56 |
| Zbynek Michalek | 62 | 2 | 11 | 13 | 24 |
| Dustin Jeffrey | 26 | 4 | 2 | 6 | 2 |
| Ben Lovejoy | 34 | 1 | 4 | 5 | 13 |
| Simon Despres | 18 | 1 | 3 | 4 | 10 |
| Alexandre Picard | 17 | 0 | 4 | 4 | 4 |
| Jason Williams | 8 | 1 | 1 | 2 | 4 |
| Eric Tangradi | 24 | 0 | 2 | 2 | 16 |
| Marc-Andre Fleury | 67 | 0 | 2 | 2 | 4 |
| Cal O'Reilly | 6 | 0 | 1 | 1 | 0 |
| Mark Letestu | 11 | 0 | 1 | 1 | 2 |
| Brent Johnson | 16 | 0 | 1 | 1 | 0 |
| Brian Strait | 9 | 0 | 1 | 1 | 4 |
| Carl Sneepe | 1 | 0 | 1 | 1 | 0 |
| Steve MacIntyre | 12 | 0 | 0 | 0 | 6 |
| Robert Bortuzzo | 6 | 0 | 0 | 0 | 2 |
| Brad Thiessen | 5 | 0 | 0 | 0 | 2 |
| Colin McDonald | 5 | 0 | 0 | 0 | 0 |

Games

| DATE | RESULT | SCORE | OPPONENT |
|---------|--------|-------|--------------|
| Oct. 6 | SOW | 4-3* | Vancouver |
| Oct. 8 | W | 5-3 | Calgary |
| Oct. 9 | SOL | 1-2* | Edmonton |
| Oct. 11 | W | 4-2 | FLORIDA |
| Oct. 13 | OTL | 2-3* | WASHINGTON |
| Oct. 15 | L | 2-3 | BUFFALO |
| Oct. 17 | L | 1-2 | Winnipeg |
| Oct. 18 | W | 4-2 | Minnesota |
| Oct. 20 | W | 3-1 | MONTREAL |
| Oct. 22 | W | 4-1 | NEW JERSEY |
| Oct. 25 | W | 3-0 | NY Islanders |
| Oct. 27 | SOW | 3-2* | NY ISLANDERS |
| Oct. 29 | L | 3-4 | Toronto |
| Nov. 3 | SOL | 3-4* | San Jose |
| Nov. 5 | SOW | 3-2* | Los Angeles |
| Nov. 11 | W | 3-1 | DALLAS |
| Nov. 12 | L | 3-5 | Carolina |
| Nov. 15 | W | 6-3 | COLORADO |
| Nov. 17 | L | 1-4 | Tampa Bay |
| Nov. 19 | L | 2-3 | Florida |
| Nov. 21 | W | 5-0 | NY ISLANDERS |
| Nov. 23 | OTL | 2-3* | ST. LOUIS |
| Nov. 25 | W | 6-3 | OTTAWA |
| Nov. 26 | OTW | 4-3* | Montreal |
| Nov. 29 | L | 3-4 | NY Rangers |
| Dec. 1 | W | 2-1 | Washington |
| Dec. 3 | W | 3-2 | Carolina |
| Dec. 5 | L | 1-3 | BOSTON |
| Dec. 8 | L | 2-3 | Philadelphia |
| Dec. 10 | W | 6-3 | NY Islanders |
| Dec. 13 | L | 1-4 | Detroit |
| Dec. 16 | L | 4-6 | Ottawa |
| Dec. 17 | W | 8-3 | BUFFALO |
| Dec. 20 | W | 3-2 | CHICAGO |
| Dec. 23 | W | 4-1 | Winnipeg |
| Dec. 27 | W | 4-2 | CAROLINA |
| Dec. 29 | L | 2-4 | PHILADELPHIA |
| Dec. 31 | L | 1-3 | New Jersey |
| Jan. 6 | L | 1-3 | NY RANGERS |
| Jan. 7 | L | 1-3 | NEW JERSEY |
| Jan. 10 | L | 1-5 | OTTAWA |
| Jan. 11 | L | 0-1 | Washington |

| DATE | RESULT | SCORE | OPPONENT |
|---------|--------|-------|--------------|
| Jan. 13 | W | 4-1 | Florida |
| Jan. 15 | W | 6-3 | Tampa Bay |
| Jan. 17 | SOW | 2-1* | CAROLINA |
| Jan. 19 | W | 4-1 | NY Rangers |
| Jan. 20 | SOW | 5-4* | MONTREAL |
| Jan. 22 | OTW | 4-3* | WASHINGTON |
| Jan. 24 | SOW | 3-2* | St. Louis |
| Jan. 31 | SOW | 5-4* | TORONTO |
| Feb. 1 | L | 0-1 | Toronto |
| Feb. 4 | W | 2-1 | Boston |
| Feb. 5 | L | 2-5 | New Jersey |
| Feb. 7 | SOL | 2-3* | Montreal |
| Feb. 11 | W | 8-5 | WINNIPEG |
| Feb. 12 | W | 4-2 | TAMPA BAY |
| Feb. 15 | L | 1-2 | ANAHEIM |
| Feb. 18 | W | 6-4 | Philadelphia |
| Feb. 19 | L | 2-6 | Buffalo |
| Feb. 21 | W | 2-0 | NY RANGERS |
| Feb. 25 | W | 8-1 | TAMPA BAY |
| Feb. 26 | W | 4-2 | COLUMBUS |
| Feb. 29 | SOW | 4-3* | Dallas |
| Mar. 3 | W | 5-1 | Colorado |
| Mar. 5 | W | 2-1 | PHOENIX |
| Mar. 7 | W | 3-2 | TORONTO |
| Mar. 9 | SOW | 2-1* | FLORIDA |
| Mar. 11 | W | 5-2 | BOSTON |
| Mar. 15 | W | 5-2 | NY Rangers |
| Mar. 17 | W | 5-2 | New Jersey |
| Mar. 18 | OTL | 2-3* | Philadelphia |
| Mar. 20 | W | 8-4 | WINNIPEG |
| Mar. 22 | W | 5-1 | NASHVILLE |
| Mar. 24 | L | 4-8 | Ottawa |
| Mar. 25 | W | 5-2 | NEW JERSEY |
| Mar. 27 | L | 3-5 | NY ISLANDERS |
| Mar. 29 | L | 3-5 | NY Islanders |
| Mar. 30 | W | 5-3 | Buffalo |
| Apr. 1 | L | 4-6 | PHILADELPHIA |
| Apr. 3 | W | 5-3 | Boston |
| Apr. 5 | W | 5-2 | NY RANGERS |
| Apr. 7 | W | 4-2 | PHILADELPHIA |

Home games in all CAPS

* - Overtime

51-25-6, 2nd, Atlantic Division

2012-13

Highlights

- The Penguins win their first Atlantic Division title under head coach Dan Bylsma, finishing with the top regular-season record in the Eastern Conference.
- Pittsburgh wins 15 consecutive games - the second-longest (tied) winning streak in NHL history - between March 2-30. The Penguins also become the first team in NHL history to post a perfect record during a calendar month (min: 10 games).
- Tomas Vokoun and Marc-Andre Fleury establish the longest shutout sequence (218:48) in franchise history between March 24-April 2.
- Marc-Andre Fleury sets a pair of franchise records for most wins (227) and shutouts (23).
- Brooks Orpik appears in his 622nd career game on April 2 vs. Buffalo, establishing a team record for games played by a defenseman.
- Sidney Crosby wins the Ted Lindsay Award (NHLPA most outstanding player).
- Ray Shero is voted NHL General Manager of the Year.

Transactions

- June 4, 2012** - Obtained Tomas Vokoun from Washington for a 2012 seventh-round draft pick; Vokoun signed to a two-year contract.
- June 22, 2012** - Obtained Brandon Sutter, Brian Dumoulin and a 2012 first-round draft pick from Carolina for Jordan Staal; Obtained Harrison Ruopp, Marc Cheverie and a 2012 third-round draft pick from Phoenix for Zbynek Michalek.
- July 1, 2012** - Sidney Crosby signed a 12-year contract extension through 2024-25; Tanner Glass signed as a free agent to a two-year contract.
- Feb. 6, 2013** - Obtained 2014 fifth-round pick from Anaheim for Ben Lovejoy.
- Feb. 13, 2013** - Obtained 2013 sixth-round pick from Winnipeg for Eric Tangradi.
- Feb. 25, 2013** - Mark Eaton signed as a free agent to a one-year contract.
- Mar. 24, 2013** - Obtained Brenden Morrow and a 2013 third-round draft pick from Dallas for Joe Morrow and a 2013 fifth-round draft pick.
- Mar. 25, 2013** - Obtained Douglas Murray from San Jose for a 2013 second-round draft pick and a 2014 conditional second-round draft pick.
- Mar. 28, 2013** - Obtained Jarome Iginla from Calgary for Kenny Agostino, Ben Hanowski and a 2013 first-round draft pick.
- Apr. 3, 2013** - Obtained Jussi Jokinen from Carolina for a 2013 conditional sixth or seventh-round draft pick (condition not met).

Scoring

| PLAYERS | GP | G | A | PTS | PIM |
|-------------------|----|----|----|-----|-----|
| Sidney Crosby | 36 | 15 | 41 | 56 | 16 |
| Chris Kunitz | 48 | 22 | 30 | 52 | 39 |
| Pascal Dupuis | 48 | 20 | 18 | 38 | 26 |
| Kris Letang | 35 | 5 | 33 | 38 | 8 |
| James Neal | 40 | 21 | 15 | 36 | 26 |
| Evgeni Malkin | 31 | 9 | 24 | 33 | 36 |
| Paul Martin | 34 | 6 | 17 | 23 | 16 |
| Matt Cooke | 48 | 8 | 13 | 21 | 36 |
| Brandon Sutter | 48 | 11 | 8 | 19 | 4 |
| Brendan Morrow | 15 | 6 | 8 | 14 | 19 |
| Matt Niskanen | 40 | 4 | 10 | 14 | 12 |
| Beau Bennett | 26 | 3 | 11 | 14 | 6 |
| Jussi Jokinen | 10 | 7 | 4 | 11 | 6 |
| Tyler Kennedy | 46 | 6 | 5 | 11 | 19 |
| Jarome Iginla | 13 | 5 | 6 | 11 | 9 |
| Craig Adams | 48 | 3 | 6 | 9 | 28 |
| Brooks Orpik | 46 | 0 | 8 | 8 | 32 |
| Simon Despres | 33 | 2 | 5 | 7 | 20 |
| Dustin Jeffrey | 24 | 3 | 3 | 6 | 2 |
| Deryk Engelland | 42 | 0 | 6 | 6 | 54 |
| Joe Vitale | 33 | 2 | 3 | 5 | 17 |
| Robert Bortuzzo | 15 | 2 | 2 | 4 | 27 |
| Douglas Murray | 14 | 1 | 2 | 3 | 9 |
| Tanner Glass | 48 | 1 | 1 | 2 | 62 |
| Marc-Andre Fleury | 33 | 0 | 2 | 2 | 2 |
| Tomas Vokoun | 20 | 0 | 2 | 2 | 2 |
| Mark Eaton | 23 | 0 | 0 | 0 | 4 |
| Zach Boychuk | 7 | 0 | 0 | 0 | 2 |
| Eric Tangradi | 5 | 0 | 0 | 0 | 0 |
| Ben Lovejoy | 3 | 0 | 0 | 0 | 0 |
| Dylan Reese | 3 | 0 | 0 | 0 | 0 |
| Trevor Smith | 1 | 0 | 0 | 0 | 0 |
| Steve MacIntyre | 1 | 0 | 0 | 0 | 12 |

Goaltenders

| GOALIE | W-L-O | GP | MP | GA | SO | GAA |
|-------------------|----------------|-----------|-------------|------------|----------|-------------|
| Marc-Andre Fleury | 23-8-0 | 33 | 1858 | 74 | 1 | 2.39 |
| Tomas Vokoun | 13-4-0 | 20 | 1029 | 42 | 3 | 2.45 |
| TOTALS | 36-12-0 | 48 | 2898 | 119 | 5 | 2.48 |

Games

| DATE | RESULT | SCORE | OPPONENT |
|---------|--------|-------|--------------|
| Jan. 19 | W | 3-1 | Philadelphia |
| Jan. 20 | W | 6-3 | NY Rangers |
| Jan. 23 | L | 2-5 | TORONTO |
| Jan. 25 | L | 2-4 | Winnipeg |
| Jan. 27 | SOW | 2-1* | Ottawa |
| Jan. 29 | L | 1-4 | NY ISLANDERS |
| Jan. 31 | W | 3-0 | NY Rangers |
| Feb. 2 | W | 5-1 | NEW JERSEY |
| Feb. 3 | W | 6-3 | Washington |
| Feb. 5 | W | 4-2 | NY Islanders |
| Feb. 7 | W | 5-2 | WASHINGTON |
| Feb. 9 | L | 1-3 | New Jersey |
| Feb. 10 | L | 1-3 | NEW JERSEY |
| Feb. 13 | W | 4-2 | OTTAWA |
| Feb. 15 | W | 3-1 | Winnipeg |
| Feb. 17 | W | 4-3 | Buffalo |
| Feb. 20 | L | 5-6 | PHILADELPHIA |
| Feb. 22 | W | 3-1 | FLORIDA |
| Feb. 24 | W | 5-3 | TAMPA BAY |
| Feb. 26 | L | 4-6 | Florida |
| Feb. 28 | L | 1-4 | Carolina |
| Mar. 2 | OTW | 7-6* | Montreal |
| Mar. 4 | W | 4-3 | TAMPA BAY |
| Mar. 7 | W | 5-4 | Philadelphia |
| Mar. 9 | SOW | 5-4* | Toronto |
| Mar. 10 | W | 6-1 | NY ISLANDERS |
| Mar. 12 | W | 3-2 | BOSTON |
| Mar. 14 | W | 3-1 | Toronto |
| Mar. 16 | W | 3-0 | NY RANGERS |
| Mar. 17 | W | 2-1 | BOSTON |
| Mar. 19 | W | 2-1 | WASHINGTON |
| Mar. 22 | W | 4-2 | NY Islanders |
| Mar. 24 | W | 2-1* | PHILADELPHIA |
| Mar. 26 | W | 1-0 | MONTREAL |
| Mar. 28 | W | 4-0 | WINNIPEG |
| Mar. 30 | W | 2-0 | NY ISLANDERS |
| Apr. 2 | L | 1-4 | BUFFALO |
| Apr. 3 | L | 1-6 | NY Rangers |
| Apr. 5 | SOW | 2-1* | NY RANGERS |

| DATE | RESULT | SCORE | OPPONENT |
|---------|--------|-------|------------|
| Apr. 9 | W | 5-3 | Carolina |
| Apr. 11 | W | 6-3 | Tampa Bay |
| Apr. 13 | W | 3-1 | Florida |
| Apr. 17 | W | 6-4 | MONTREAL |
| Apr. 20 | W | 3-2 | Boston |
| Apr. 22 | W | 3-1 | Ottawa |
| Apr. 23 | L | 2-4 | BUFFALO |
| Apr. 25 | L | 2-3 | New Jersey |
| Apr. 27 | W | 8-3 | CAROLINA |

Home games in all CAPS * - Overtime

36-12-0, 1st, Atlantic Division

2013-14

Highlights

- The Penguins win their second-straight division title, claiming the first-ever Metropolitan Division crown. It marks just the second time in team history the Penguins have won back-to-back division titles.
- Pittsburgh establishes a franchise-record 13-game home winning streak between Nov. 15-Jan. 15.
- For just the second time in team history the Penguins finish the regular season with the NHL's top power-play unit, converting a league-high 23.4% of their man-advantage opportunities.
- Sidney Crosby captures the Art Ross Trophy as the NHL's leading scorer, the Hart Memorial Trophy as league MVP and his second-straight Ted Lindsay Award as the NHL's most outstanding player as voted by his peers.
- Head coach Dan Bylsma establishes a franchise record by winning his 233rd career game on Jan. 7 at Vancouver, surpassing Eddie Johnston for the top spot.
- Pittsburgh plays its third outdoor game on March 1 against the Chicago Blackhawks at historic Soldier Field.

Transactions

June 12, 2013 - Head coach Dan Bylsma signed a two-year contract extension through 2014-15; assistant coaches Tony Granato and Todd Reirden also received extensions through 2014-15.

June 13, 2013 - Evgeni Malkin signed an eight-year contract extension that began with the 2014-15 season and runs through 2021-22.

July 2, 2013 - Kris Letang signed an eight-year contract extension that began with the 2014-15 season and runs through 2021-22.

July 5, 2013 - Rob Scuderi signed as a free agent to a four-year contract.

Oct. 2, 2013 - Chuck Kobasew signed as a free agent to a one-year contract.

Dec. 21, 2013 - Jeff Zatkoff signed to a two-year contract extension through 2015-16.

Jan. 2, 2014 - Claimed Taylor Pyatt off waivers from the New York Rangers.

Mar. 5, 2014 - Obtained Marcel Goc from Florida for a 2014 fifth-round draft pick and a 2015 third-round draft pick; Obtained Lee Stempniak from Calgary for a 2014 third-round draft pick.

Goaltenders

| GOALIE | W-L-O | GP | MP | GA | SO | GAA |
|-------------------|----------------|-----------|-------------|------------|----------|-------------|
| Marc-Andre Fleury | 39-18-5 | 64 | 3792 | 150 | 5 | 2.37 |
| Jeff Zatkoff | 12-6-2 | 20 | 1171 | 51 | 1 | 2.61 |
| TOTALS | 51-24-7 | 82 | 4986 | 204 | 6 | 2.45 |

Scoring

| PLAYERS | GP | G | A | PTS | PIM |
|--------------------|----|----|----|-----|-----|
| Sidney Crosby | 80 | 36 | 68 | 104 | 46 |
| Evgeni Malkin | 60 | 23 | 49 | 72 | 62 |
| Chris Kunitz | 78 | 35 | 33 | 68 | 66 |
| James Neal | 59 | 27 | 34 | 61 | 55 |
| Jussi Jokinen | 81 | 21 | 36 | 57 | 18 |
| Matt Niskanen | 81 | 10 | 36 | 46 | 51 |
| Olli Maatta | 78 | 9 | 20 | 29 | 14 |
| Brandon Sutter | 81 | 13 | 13 | 26 | 12 |
| Kris Letang | 37 | 11 | 11 | 22 | 16 |
| Pascal Dupuis | 39 | 7 | 13 | 20 | 8 |
| Brian Gibbons | 41 | 5 | 12 | 17 | 6 |
| Paul Martin | 39 | 3 | 12 | 15 | 10 |
| Joe Vitale | 53 | 1 | 13 | 14 | 29 |
| Tanner Glass | 67 | 4 | 9 | 13 | 90 |
| Brooks Orpik | 72 | 2 | 11 | 13 | 46 |
| Deryk Engelland | 56 | 6 | 6 | 12 | 58 |
| Craig Adams | 82 | 5 | 6 | 11 | 46 |
| Lee Stempniak | 21 | 4 | 7 | 11 | 4 |
| Robert Bortuzzo | 54 | 0 | 10 | 10 | 74 |
| Jayson Megna | 36 | 5 | 4 | 9 | 6 |
| Beau Bennett | 21 | 3 | 4 | 7 | 0 |
| Chris Conner | 19 | 4 | 1 | 5 | 2 |
| Simon Despres | 34 | 0 | 5 | 5 | 26 |
| Taylor Pyatt | 34 | 4 | 0 | 4 | 10 |
| Rob Scuderi | 53 | 0 | 4 | 4 | 2 |
| Chuck Kobasew | 33 | 2 | 0 | 2 | 15 |
| Harry Zolnierczyk | 13 | 2 | 0 | 2 | 12 |
| Marcel Goc | 12 | 0 | 2 | 2 | 4 |
| Jeff Zatkoff | 20 | 0 | 1 | 1 | 0 |
| Dustin Jeffrey | 10 | 0 | 1 | 1 | 2 |
| Andrew Ebbett | 9 | 0 | 1 | 1 | 0 |
| Matt D'Agostini | 8 | 0 | 1 | 1 | 4 |
| Brian Dumoulin | 6 | 0 | 1 | 1 | 4 |
| Marc-Andre Fleury | 64 | 0 | 0 | 0 | 4 |
| Zach Sill | 20 | 0 | 0 | 0 | 12 |
| Philip Samuelsson | 5 | 0 | 0 | 0 | 0 |
| Adam Payerl | 2 | 0 | 0 | 0 | 2 |
| Nick Drazenovic | 1 | 0 | 0 | 0 | 2 |
| Pierre-Luc Leblond | 1 | 0 | 0 | 0 | 0 |

Games

| DATE | RESULT | SCORE | OPPONENT |
|---------|--------|-------|--------------|
| Oct. 3 | W | 3-0 | NEW JERSEY |
| Oct. 5 | W | 4-1 | BUFFALO |
| Oct. 8 | W | 5-2 | CAROLINA |
| Oct. 11 | L | 3-6 | Florida |
| Oct. 12 | W | 5-4 | Tampa Bay |
| Oct. 15 | W | 3-2 | EDMONTON |
| Oct. 17 | W | 4-1 | Philadelphia |
| Oct. 19 | SOW | 4-3* | VANCOUVER |
| Oct. 21 | L | 0-1 | COLORADO |
| Oct. 25 | L | 3-4 | NY ISLANDERS |
| Oct. 26 | L | 1-4 | Toronto |
| Oct. 28 | W | 3-1 | Carolina |
| Oct. 30 | W | 3-2 | BOSTON |
| Nov. 1 | W | 4-2 | COLUMBUS |
| Nov. 2 | W | 3-0 | Columbus |
| Nov. 6 | L | 1-5 | NY Rangers |
| Nov. 9 | L | 1-2 | St. Louis |
| Nov. 13 | L | 1-2 | PHILADELPHIA |
| Nov. 15 | W | 4-1 | NASHVILLE |
| Nov. 16 | L | 1-4 | New Jersey |
| Nov. 18 | W | 3-1 | ANAHEIM |
| Nov. 20 | W | 4-0 | Washington |
| Nov. 22 | W | 4-3 | NY ISLANDERS |
| Nov. 23 | L | 2-3 | Montreal |
| Nov. 25 | OTL | 3-4* | Boston |
| Nov. 27 | SOW | 6-5* | TORONTO |
| Nov. 29 | W | 3-0 | Tampa Bay |
| Nov. 30 | W | 5-1 | Florida |
| Dec. 3 | OTW | 3-2* | NY Islanders |
| Dec. 5 | W | 5-1 | SAN JOSE |
| Dec. 7 | L | 2-3 | Boston |
| Dec. 9 | W | 2-1 | COLUMBUS |
| Dec. 13 | W | 3-2 | NEW JERSEY |
| Dec. 14 | W | 4-1 | Detroit |
| Dec. 16 | W | 3-1 | TORONTO |
| Dec. 18 | SOW | 4-3* | NY Rangers |
| Dec. 19 | W | 5-2 | MINNESOTA |
| Dec. 21 | W | 4-3 | CALGARY |
| Dec. 23 | L | 0-5 | Ottawa |
| Dec. 27 | OTW | 4-3* | Carolina |
| Dec. 29 | W | 5-3 | Columbus |
| Dec. 31 | L | 1-2 | New Jersey |

| DATE | RESULT | SCORE | OPPONENT |
|---------|--------|-------|--------------|
| Jan. 3 | W | 5-2 | NY Rangers |
| Jan. 5 | W | 6-5 | WINNIPEG |
| Jan. 7 | SOW | 5-4* | Vancouver |
| Jan. 10 | OTL | 3-4* | Edmonton |
| Jan. 11 | W | 2-1 | Calgary |
| Jan. 15 | W | 4-3 | WASHINGTON |
| Jan. 20 | L | 1-5 | FLORIDA |
| Jan. 22 | W | 5-1 | MONTREAL |
| Jan. 23 | W | 6-4 | NY Islanders |
| Jan. 25 | L | 0-3 | Dallas |
| Jan. 27 | W | 3-0 | BUFFALO |
| Jan. 30 | W | 4-1 | Los Angeles |
| Feb. 1 | L | 1-3 | Phoenix |
| Feb. 3 | OTW | 2-1* | OTTAWA |
| Feb. 5 | W | 5-1 | Buffalo |
| Feb. 7 | SOL | 3-4* | NY RANGERS |
| Feb. 27 | SOL | 5-6* | MONTREAL |
| Mar. 1 | L | 1-5 | Chicago |
| Mar. 4 | W | 3-1 | Nashville |
| Mar. 6 | L | 3-5 | San Jose |
| Mar. 7 | SOW | 3-2* | Anaheim |
| Mar. 10 | W | 3-2 | Washington |
| Mar. 11 | W | 2-0 | WASHINGTON |
| Mar. 15 | L | 0-4 | Philadelphia |
| Mar. 16 | L | 3-4 | PHILADELPHIA |
| Mar. 18 | W | 5-1 | DALLAS |
| Mar. 20 | OTL | 4-5* | Detroit |
| Mar. 22 | OTW | 4-3* | TAMPA BAY |
| Mar. 23 | L | 0-1 | ST. LOUIS |
| Mar. 25 | L | 2-3 | PHOENIX |
| Mar. 27 | L | 2-3 | LOS ANGELES |
| Mar. 28 | W | 2-1 | Columbus |
| Mar. 30 | W | 4-1 | CHICAGO |
| Apr. 1 | L | 1-4 | CAROLINA |
| Apr. 3 | W | 4-2 | Winnipeg |
| Apr. 5 | L | 0-4 | Minnesota |
| Apr. 6 | SOW | 3-2* | Colorado |
| Apr. 9 | SOW | 4-3* | DETROIT |
| Apr. 12 | OTL | 3-4* | PHILADELPHIA |
| Apr. 13 | SOL | 2-3* | OTTAWA |

Home games in all CAPS * - Overtime

51-24-7, 1st, Metropolitan Division

2014-15

Highlights

- Mike Johnston becomes the ninth coach in franchise history to win his debut behind the bench when the Penguins defeat Anaheim, 6-4, on opening night.
- Pittsburgh's 10 wins during the month of November equal a franchise record for that month (also 2010, 1995). Pittsburgh led or was tied for 693:39 of 858:25 minutes (80.8%).
- Marc-Andre Fleury becomes the third-fastest and third-youngest goaltender to win 300 games following Pittsburgh's 3-2 overtime win in Boston on Nov. 24. His 10 shutouts led the NHL and set a Penguins' single-season mark.
- Craig Adams establishes the longest consecutive games played streak in team history when he appeared in his 314th-straight contest on Dec. 6 [streak ends at 319 games].
- Hall of Fame broadcaster Mike Lange celebrates his 40th season as the 'Voice of the Penguins.'
- Kris Letang is nominated for the Masterton Trophy following an inspirational comeback from a stroke the season before. Letang finishes as a runner-up behind eventual winner Devan Dubnyk of the Minnesota Wild.

Transactions

- June 27, 2014** - Obtained Patric Hornqvist and Nick Spaling from Nashville for James Neal.
- July 1, 2014** - Christian Ehrhoff, Blake Comeau and Thomas Greiss signed as free agents to one-year contracts.
- July 2, 2014** - Steve Downie signed as a free agent to a one-year contract.
- Nov. 5, 2014** - Marc-Andre Fleury signed to a four-year contract extension through 2018-19.
- Dec. 5, 2014** - Obtained Rob Klinkhammer from Arizona for Philip Samuelsson.
- Jan. 2, 2015** - Obtained David Perron from Edmonton for Rob Klinkhammer and a 2015 first-round draft pick.
- Jan. 14, 2015** - Claimed Mark Arcobello off waivers from Nashville.
- Jan. 27, 2015** - Obtained Maxim Lapierre from St. Louis for Marcel Goc.
- Feb. 25, 2015** - Obtained Daniel Winnik from Toronto for Zach Sill, a 2015 fourth-round draft pick and a 2016 second-round draft pick.
- Mar. 2, 2015** - Obtained Ben Lovejoy from Anaheim for Simon Despres; Obtained Ian Cole from St. Louis for Robert Bortuzzo and a 2016 seventh-round draft pick.

Goaltenders

| GOALIE | W-L-O | GP | MP | GA | SO | GAA |
|-------------------|-----------------|-----------|-------------|------------|-----------|-------------|
| Jeff Zatkoff | 0-1-0 | 1 | 37 | 1 | 0 | 1.63 |
| Marc-Andre Fleury | 34-20-9 | 64 | 3776 | 146 | 10 | 2.32 |
| Thomas Greiss | 9-6-3 | 20 | 1159 | 50 | 0 | 2.59 |
| TOTALS | 43-27-12 | 82 | 5001 | 204 | 10 | 2.45 |

Scoring

| PLAYERS | GP | G | A | PTS | PIM |
|-------------------|----|----|----|-----|-----|
| Sidney Crosby | 77 | 28 | 56 | 84 | 47 |
| Evgeni Malkin | 69 | 28 | 42 | 70 | 60 |
| Kris Letang | 69 | 11 | 43 | 54 | 79 |
| Patric Hornqvist | 64 | 25 | 26 | 51 | 38 |
| Chris Kunitz | 74 | 17 | 23 | 40 | 56 |
| Brandon Sutter | 80 | 21 | 12 | 33 | 14 |
| Blake Comeau | 61 | 16 | 15 | 31 | 65 |
| Steve Downie | 72 | 14 | 14 | 28 | 238 |
| Nick Spaling | 82 | 9 | 18 | 27 | 26 |
| David Perron | 43 | 12 | 10 | 22 | 42 |
| Paul Martin | 74 | 3 | 17 | 20 | 20 |
| Simon Despres | 59 | 2 | 15 | 17 | 64 |
| Christian Ehrhoff | 49 | 3 | 11 | 14 | 26 |
| Beau Bennett | 49 | 4 | 8 | 12 | 16 |
| Pascal Dupuis | 16 | 6 | 5 | 11 | 4 |
| Rob Scuderi | 82 | 1 | 9 | 10 | 17 |
| Daniel Winnik | 21 | 2 | 7 | 9 | 8 |
| Olli Maatta | 20 | 1 | 8 | 9 | 10 |
| Ian Cole | 20 | 1 | 7 | 8 | 7 |
| Derrick Pouliot | 34 | 2 | 5 | 7 | 4 |
| Craig Adams | 70 | 1 | 6 | 7 | 44 |
| Marcel Goc | 43 | 2 | 4 | 6 | 4 |
| Robert Bortuzzo | 38 | 2 | 4 | 6 | 68 |
| Andrew Ebbett | 24 | 1 | 5 | 6 | 2 |
| Ben Lovejoy | 20 | 1 | 2 | 3 | 8 |
| Zach Sill | 42 | 1 | 2 | 3 | 60 |
| Rob Klinkhammer | 10 | 1 | 2 | 3 | 0 |
| Bryan Rust | 14 | 1 | 1 | 2 | 4 |
| Mark Arcobello | 10 | 0 | 2 | 2 | 2 |
| Maxim Lapierre | 35 | 0 | 2 | 2 | 16 |
| Brian Dumoulin | 8 | 1 | 0 | 1 | 2 |
| Jayson Megna | 12 | 0 | 1 | 1 | 14 |
| Marc-Andre Fleury | 64 | 0 | 1 | 1 | 6 |
| Thomas Greiss | 20 | 0 | 0 | 0 | 0 |
| Bobby Farnham | 11 | 0 | 0 | 0 | 24 |
| Scott Harrington | 10 | 0 | 0 | 0 | 4 |
| Taylor Chorney | 7 | 0 | 0 | 0 | 0 |
| Dominik Uher | 2 | 0 | 0 | 0 | 0 |
| Scott Wilson | 1 | 0 | 0 | 0 | 0 |
| Jeff Zatkoff | 1 | 0 | 0 | 0 | 0 |

Games

| DATE | RESULT | SCORE | OPPONENT |
|---------|--------|-------|--------------|
| Oct. 9 | W | 6-4 | ANAHEIM |
| Oct. 11 | W | 5-2 | Toronto |
| Oct. 16 | L | 2-3 | DALLAS |
| Oct. 18 | W | 3-1 | NY ISLANDERS |
| Oct. 22 | L | 3-5 | PHILADELPHIA |
| Oct. 23 | OTL | 3-4* | Detroit |
| Oct. 25 | W | 3-0 | Nashville |
| Oct. 28 | W | 8-3 | NEW JERSEY |
| Oct. 30 | W | 3-0 | LOS ANGELES |
| Nov. 1 | W | 5-0 | BUFFALO |
| Nov. 4 | W | 4-1 | Minnesota |
| Nov. 6 | SOW | 4-3* | Winnipeg |
| Nov. 8 | W | 6-1 | Buffalo |
| Nov. 11 | L | 0-5 | NY Rangers |
| Nov. 14 | W | 2-1 | Toronto |
| Nov. 15 | SOW | 3-2* | NY RANGERS |
| Nov. 18 | W | 4-0 | Montreal |
| Nov. 21 | SOL | 4-5* | NY ISLANDERS |
| Nov. 22 | L | 1-4 | NY Islanders |
| Nov. 24 | OTW | 3-2* | Boston |
| Nov. 26 | OTW | 4-3* | TORONTO |
| Nov. 28 | L | 2-4 | CAROLINA |
| Nov. 29 | W | 3-2 | Carolina |
| Dec. 2 | W | 1-0 | NEW JERSEY |
| Dec. 4 | L | 0-3 | VANCOUVER |
| Dec. 6 | W | 3-2 | OTTAWA |
| Dec. 8 | OTL | 3-4* | NY Rangers |
| Dec. 12 | W | 3-1 | CALGARY |
| Dec. 13 | SOL | 3-4* | Columbus |
| Dec. 15 | W | 4-2 | TAMPA BAY |
| Dec. 18 | OTW | 1-0* | COLORADO |
| Dec. 20 | W | 3-1 | FLORIDA |
| Dec. 22 | SOL | 3-4* | Florida |
| Dec. 23 | L | 3-4 | Tampa Bay |
| Dec. 27 | L | 0-3 | WASHINGTON |
| Dec. 29 | L | 1-3 | New Jersey |
| Dec. 31 | W | 2-1 | CAROLINA |
| Jan. 2 | W | 6-3 | TAMPA BAY |
| Jan. 3 | L | 1-4 | MONTREAL |
| Jan. 7 | OTL | 2-3* | BOSTON |
| Jan. 10 | OTW | 2-1* | Montreal |
| Jan. 13 | W | 7-2 | MINNESOTA |

| DATE | RESULT | SCORE | OPPONENT |
|---------|--------|-------|--------------|
| Jan. 16 | L | 3-6 | NY Islanders |
| Jan. 18 | L | 2-5 | NY RANGERS |
| Jan. 20 | OTL | 2-3* | Philadelphia |
| Jan. 21 | SOL | 2-3* | CHICAGO |
| Jan. 27 | W | 5-3 | WINNIPEG |
| Jan. 28 | L | 0-4 | Washington |
| Jan. 30 | OTW | 2-1* | New Jersey |
| Feb. 1 | L | 0-4 | NASHVILLE |
| Feb. 4 | W | 2-0 | Edmonton |
| Feb. 6 | W | 4-0 | Calgary |
| Feb. 7 | L | 0-5 | Vancouver |
| Feb. 11 | W | 4-1 | DETROIT |
| Feb. 12 | SOW | 5-4* | Ottawa |
| Feb. 15 | SOL | 1-2* | Chicago |
| Feb. 17 | L | 1-3 | WASHINGTON |
| Feb. 19 | L | 1-2 | COLUMBUS |
| Feb. 21 | W | 4-2 | St. Louis |
| Feb. 22 | W | 5-1 | FLORIDA |
| Feb. 25 | W | 4-3 | Washington |
| Mar. 1 | W | 5-3 | COLUMBUS |
| Mar. 4 | L | 1-3 | Colorado |
| Mar. 6 | W | 5-2 | Anaheim |
| Mar. 7 | OTW | 1-0* | Los Angeles |
| Mar. 9 | SOL | 1-2* | San Jose |
| Mar. 12 | W | 6-4 | EDMONTON |
| Mar. 14 | L | 0-2 | BOSTON |
| Mar. 15 | L | 1-5 | DETROIT |
| Mar. 17 | L | 0-2 | New Jersey |
| Mar. 19 | L | 1-2 | Dallas |
| Mar. 21 | W | 3-1 | Arizona |
| Mar. 24 | OTL | 2-3* | ST. LOUIS |
| Mar. 26 | L | 2-5 | Carolina |
| Mar. 28 | W | 3-2 | ARIZONA |
| Mar. 29 | SOW | 3-2* | SAN JOSE |
| Apr. 1 | L | 1-4 | PHILADELPHIA |
| Apr. 4 | L | 3-5 | Columbus |
| Apr. 5 | L | 1-4 | Philadelphia |
| Apr. 7 | OTL | 3-4* | Ottawa |
| Apr. 10 | L | 1-3 | NY ISLANDERS |
| Apr. 11 | W | 2-0 | Buffalo |

Home games in all CAPS * - Overtime

43-27-12, 4th, Metropolitan Division

2015-16

Highlights

- The Penguins defeat the NY Rangers [4-1], Washington [4-2], Tampa Bay [4-3] and San Jose [4-2] to win their fourth Stanley Cup.
- Sidney Crosby wins the Conn Smythe Trophy as playoff MVP.
- Jim Rutherford wins the NHL GM of the Year Award. He also becomes the first GM in the post-1967 NHL Expansion Era to win the Stanley Cup with multiple franchises [Carolina, 2006].
- Goalie Matt Murray wins 15 playoff games, equaling the NHL record for playoff wins by a rookie goaltender.
- The Penguins establish team records for most home playoff wins [9], playoff overtime wins [4] and playoff overtime games played [7] in a single postseason.
- Mike Sullivan becomes the sixth American-born head coach to win the Stanley Cup, joining a list that includes previous Penguins head coaches Bob Johnson and Dan Bylsma.
- Mike Sullivan named head coach on Dec. 12, 2015.
- Pittsburgh establishes a franchise record by winning eight consecutive road games between March 11 and April 7. The streak was the longest in the NHL during the 2015-16 campaign.
- Veteran forward Pascal Dupuis announces that he would no longer play hockey due to complications from his blood clots on Dec. 8.

Transactions

July 1, 2015 - Obtained Phil Kessel, Tyler Biggs, Tim Erixon and a 2016 second-round draft pick from Toronto for Nick Spaling, Kasperii Kapanen, Scott Harrington and 2016 first- and third-round draft picks.

July 28, 2015 - Obtained Nick Bonino, Adam Clendening and a 2016 second-round pick from Vancouver for Brandon Sutter and a 2016 third-round draft pick; Eric Fehr signed as a free agent to a three-year contract.

Aug. 6, 2015 - Matt Cullen signed as a free agent to a one-year contract.

Dec. 14, 2015 - Obtained Trevor Daley from Chicago for Rob Scuderi.

Jan. 16, 2016 - Obtained Carl Hagelin from Anaheim for David Perron and Adam Clendening.

Feb. 26, 2016 - Olli Maatta signed to a six-year contract extension.

Feb. 27, 2016 - Obtained Justin Schultz from Edmonton for a 2016 third-round draft pick.

Mar. 14, 2016 - Bryan Rust, Scott Wilson and Tom Kuhnhackl signed to two-year contract extensions.

Goaltenders

| GOALIE | W-L-O | GP | MP | GA | SO | GAA |
|-------------------|----------------|-----------|-------------|------------|----------|-------------|
| Matt Murray | 9-2-1 | 13 | 749 | 25 | 1 | 2.00 |
| Marc-Andre Fleury | 35-17-6 | 58 | 3463 | 132 | 5 | 2.29 |
| Jeff Zatkoff | 4-7-1 | 14 | 732 | 34 | 0 | 2.79 |
| TOTALS | 48-26-8 | 82 | 4944 | 191 | 6 | 2.32 |

Scoring

| PLAYERS | GP | G | A | PTS | PIM |
|-------------------|----|----|----|-----|-----|
| Sidney Crosby | 80 | 36 | 49 | 85 | 42 |
| Kris Letang | 71 | 16 | 51 | 67 | 66 |
| Phil Kessel | 82 | 26 | 33 | 59 | 18 |
| Evgeni Malkin | 57 | 27 | 31 | 58 | 65 |
| Patric Hornqvist | 82 | 22 | 29 | 51 | 36 |
| Chris Kunitz | 80 | 17 | 23 | 40 | 41 |
| Matt Cullen | 82 | 16 | 16 | 32 | 20 |
| Nick Bonino | 63 | 9 | 20 | 29 | 31 |
| Carl Hagelin | 37 | 10 | 17 | 27 | 18 |
| Trevor Daley | 53 | 6 | 16 | 22 | 26 |
| Olli Maatta | 67 | 6 | 13 | 19 | 22 |
| David Perron | 43 | 4 | 12 | 16 | 28 |
| Brian Dumoulin | 79 | 0 | 16 | 16 | 14 |
| Tom Kuhnhackl | 42 | 5 | 10 | 15 | 24 |
| Eric Fehr | 55 | 8 | 6 | 14 | 19 |
| Beau Bennett | 33 | 6 | 6 | 12 | 10 |
| Ian Cole | 70 | 0 | 12 | 12 | 59 |
| Bryan Rust | 41 | 4 | 7 | 11 | 12 |
| Connor Sheary | 44 | 7 | 3 | 10 | 8 |
| Ben Lovejoy | 66 | 4 | 6 | 10 | 30 |
| Justin Schultz | 18 | 1 | 7 | 8 | 2 |
| Derrick Pouliot | 22 | 0 | 7 | 7 | 2 |
| Scott Wilson | 24 | 5 | 1 | 6 | 12 |
| Pascal Dupuis | 18 | 2 | 2 | 4 | 12 |
| Oskar Sundqvist | 18 | 1 | 3 | 4 | 4 |
| Rob Scuderi | 25 | 0 | 4 | 4 | 8 |
| Kevin Porter | 41 | 0 | 3 | 3 | 0 |
| Daniel Sprong | 18 | 2 | 0 | 2 | 0 |
| Sergei Plotnikov | 32 | 0 | 2 | 2 | 20 |
| David Warsofsky | 12 | 1 | 0 | 1 | 0 |
| Adam Clendening | 9 | 0 | 1 | 1 | 10 |
| Marc-Andre Fleury | 58 | 0 | 1 | 1 | 2 |
| Tom Sestito | 4 | 0 | 1 | 1 | 19 |
| Dominik Simon | 3 | 0 | 1 | 1 | 0 |
| Josh Archibald | 1 | 0 | 0 | 0 | 0 |
| Bobby Farnham | 3 | 0 | 0 | 0 | 5 |
| Kael Moullierat | 1 | 0 | 0 | 0 | 2 |
| Matt Murray | 13 | 0 | 0 | 0 | 0 |
| Jeff Zatkoff | 14 | 0 | 0 | 0 | 0 |

Games

| DATE | RESULT | SCORE | OPPONENT |
|---------|--------|-------|--------------|
| Oct. 8 | L | 0-3 | Dallas |
| Oct. 10 | L | 1-2 | Arizona |
| Oct. 13 | L | 2-3 | MONTREAL |
| Oct. 15 | W | 2-0 | OTTAWA |
| Oct. 17 | W | 2-1 | TORONTO |
| Oct. 20 | OTW | 3-2* | FLORIDA |
| Oct. 22 | L | 1-4 | DALLAS |
| Oct. 24 | OTW | 2-1* | Nashville |
| Oct. 28 | W | 3-1 | Washington |
| Oct. 29 | W | 4-3 | BUFFALO |
| Oct. 31 | W | 4-0 | Toronto |
| Nov. 4 | W | 3-2 | Vancouver |
| Nov. 6 | W | 2-1 | Edmonton |
| Nov. 7 | L | 2-5 | Calgary |
| Nov. 11 | SOW | 4-3* | MONTREAL |
| Nov. 13 | L | 1-2 | COLUMBUS |
| Nov. 14 | L | 0-4 | New Jersey |
| Nov. 17 | W | 4-3 | MINNESOTA |
| Nov. 19 | W | 4-3 | COLORADO |
| Nov. 21 | L | 1-3 | SAN JOSE |
| Nov. 25 | OTW | 4-3* | ST. LOUIS |
| Nov. 27 | OTL | 1-2* | Columbus |
| Nov. 28 | SOL | 2-3* | EDMONTON |
| Dec. 1 | W | 5-1 | San Jose |
| Dec. 5 | L | 3-5 | Los Angeles |
| Dec. 6 | L | 1-2 | Anaheim |
| Dec. 9 | W | 4-2 | Colorado |
| Dec. 11 | SOL | 2-3* | LOS ANGELES |
| Dec. 14 | L | 1-4 | WASHINGTON |
| Dec. 16 | L | 0-3 | Boston |
| Dec. 18 | L | 2-6 | BOSTON |
| Dec. 19 | L | 1-2 | CAROLINA |
| Dec. 21 | W | 5-2 | COLUMBUS |
| Dec. 26 | W | 3-1 | Minnesota |
| Dec. 27 | L | 0-1 | Winnipeg |
| Dec. 30 | SOL | 2-3* | TORONTO |
| Dec. 31 | W | 5-2 | Detroit |
| Jan. 2 | W | 5-2 | NY ISLANDERS |
| Jan. 5 | OTL | 2-3* | CHICAGO |
| Jan. 6 | L | 1-3 | Chicago |
| Jan. 9 | W | 3-1 | Montreal |
| Jan. 12 | OTL | 2-3* | Carolina |

| DATE | RESULT | SCORE | OPPONENT |
|---------|--------|-------|--------------|
| Jan. 15 | OTL | 4-5* | Tampa Bay |
| Jan. 17 | W | 5-0 | CAROLINA |
| Jan. 18 | L | 2-5 | St. Louis |
| Jan. 21 | W | 4-3 | PHILADELPHIA |
| Jan. 23 | W | 5-4 | VANCOUVER |
| Jan. 26 | W | 2-0 | NEW JERSEY |
| Feb. 2 | W | 6-5 | OTTAWA |
| Feb. 5 | L | 3-6 | Tampa Bay |
| Feb. 6 | OTW | 3-2* | Florida |
| Feb. 8 | W | 6-2 | ANAHEIM |
| Feb. 10 | L | 0-3 | NY RANGERS |
| Feb. 12 | SOW | 2-1* | Carolina |
| Feb. 15 | SOL | 1-2* | Florida |
| Feb. 18 | W | 6-3 | DETROIT |
| Feb. 20 | L | 2-4 | TAMPA BAY |
| Feb. 21 | W | 4-3 | Buffalo |
| Feb. 24 | L | 1-5 | Boston |
| Feb. 27 | W | 4-1 | WINNIPEG |
| Feb. 29 | W | 6-0 | ARIZONA |
| Mar. 1 | L | 2-3 | Washington |
| Mar. 3 | W | 4-1 | NY RANGERS |
| Mar. 5 | L | 2-4 | CALGARY |
| Mar. 6 | W | 6-1 | New Jersey |
| Mar. 8 | L | 1-2 | NY Islanders |
| Mar. 11 | W | 3-2 | Columbus |
| Mar. 13 | W | 5-3 | NY Rangers |
| Mar. 15 | SOW | 2-1* | NY ISLANDERS |
| Mar. 17 | W | 4-2 | CAROLINA |
| Mar. 19 | W | 4-1 | Philadelphia |
| Mar. 20 | W | 6-2 | WASHINGTON |
| Mar. 24 | L | 0-3 | NEW JERSEY |
| Mar. 26 | W | 7-2 | Detroit |
| Mar. 27 | OTW | 3-2* | NY Rangers |
| Mar. 29 | SOW | 5-4* | BUFFALO |
| Mar. 31 | W | 5-2 | NASHVILLE |
| Apr. 2 | W | 5-0 | NY Islanders |
| Apr. 3 | W | 6-2 | PHILADELPHIA |
| Apr. 5 | W | 5-3 | Ottawa |
| Apr. 7 | OTW | 4-3* | Washington |
| Apr. 9 | L | 1-3 | Philadelphia |

Home games in all CAPS * - Overtime

48-26-8, 2nd, Metropolitan Division, Stanley Cup Champions

2016-17

Highlights

- The Penguins defeat Columbus [4-1], Washington [4-3], Ottawa [4-3] and Nashville [4-2] to win their fifth Stanley Cup.
- Pittsburgh becomes the first team to repeat as Stanley Cup champions since the 1997-98 Detroit Red Wings. The Penguins join the Edmonton Oilers as the only non-Original Six franchises with five Stanley Cups.
- Head coach Mike Sullivan becomes the first American-born head coach to win multiple Stanley Cups. GM Jim Rutherford is just the seventh GM since the 1967 Expansion Era to win three Cups.
- Sidney Crosby wins the Conn Smythe Trophy as playoff MVP for a second-straight season. Crosby joins Mario Lemieux (1991-92) and Bernie Parent (1974-75) as the only players to win the award in consecutive seasons.
- Pittsburgh sets a club record by winning 10 playoff home games, and the Pens equal the club single-playoff record with 13 total home games. Pittsburgh's 49 overall games played, and 26 home games, in a two-year period are the most in NHL playoff history.
- During the regular season, Sidney Crosby leads the NHL with 44 goals, winning his second Maurice "Rocket" Richard Trophy. Crosby reached the 1,000-point mark on Feb. 16, 2017 when he set up a Chris Kunitz goal. Crosby hit the milestone in 757 games, making him the 12th-fastest player all-time to do so.
- The Penguins celebrate their 50th anniversary season with a season-long celebration that includes several theme nights honoring players, coaches and staff members from the first 50 years. The Pens also unveil a 50th anniversary documentary, "Pittsburgh is Home."

Transactions

- Oct. 20, 2016** - Matt Murray signed to a three-year contract extension that runs through the 2019-20 campaign.
- Nov. 2, 2016** - Obtained a 2017 fifth-round draft pick from Ottawa for Mike Condon.
- Dec. 26, 2016** - Mike Sullivan signed to a three-year contract extension that runs through the 2019-20 campaign.
- Feb. 23, 2017** - Obtained Ron Hainsey from Carolina for Danny Kristo and a 2017 second-round draft pick.
- Mar. 1, 2017** - Obtained Mark Streit from Tampa Bay for a 2018 fourth-round draft pick; Obtained Frank Corrado from Toronto for Eric Fehr, Steve Oleksy and a 2017 fourth-round draft pick.
- Mar. 14, 2017** - Zach Aston-Reese signed to a two-year, entry-level contract.

Goaltenders

| GOALIE | W-L-O | GP | MP | GA | SO | GAA |
|-------------------|-----------------|-----------|-------------|------------|----------|-------------|
| Mike Condon | 0-0-0 | 1 | 20 | 0 | 0 | 0.00 |
| Matt Murray | 32-10-4 | 49 | 2766 | 111 | 4 | 2.41 |
| Marc-Andre Fleury | 18-10-7 | 38 | 2125 | 107 | 1 | 3.02 |
| Tristan Jarry | 0-1-0 | 1 | 59 | 3 | 0 | 3.06 |
| TOTALS | 50-21-11 | 82 | 4989 | 229 | 5 | 2.75 |

Scoring

| PLAYERS | GP | G | A | PTS | PIM |
|--------------------|----|----|----|-----|-----|
| Sidney Crosby | 75 | 44 | 45 | 89 | 24 |
| Evgeni Malkin | 62 | 33 | 39 | 72 | 77 |
| Phil Kessel | 82 | 23 | 47 | 70 | 20 |
| Conor Sheary | 61 | 23 | 30 | 53 | 22 |
| Justin Schultz | 78 | 12 | 39 | 51 | 34 |
| Patric Hornqvist | 70 | 21 | 23 | 44 | 28 |
| Nick Bonino | 80 | 18 | 19 | 37 | 16 |
| Kris Letang | 41 | 5 | 29 | 34 | 32 |
| Jake Guentzel | 40 | 16 | 17 | 33 | 10 |
| Matt Cullen | 72 | 13 | 18 | 31 | 30 |
| Chris Kunitz | 71 | 9 | 20 | 29 | 36 |
| Bryan Rust | 57 | 15 | 13 | 28 | 8 |
| Scott Wilson | 78 | 8 | 18 | 26 | 32 |
| Ian Cole | 81 | 5 | 21 | 26 | 72 |
| Carl Hagelin | 61 | 6 | 16 | 22 | 16 |
| Trevor Daley | 56 | 5 | 14 | 19 | 37 |
| Tom Kuhnhackl | 57 | 4 | 12 | 16 | 18 |
| Brian Dumoulin | 70 | 1 | 14 | 15 | 14 |
| Eric Fehr | 52 | 6 | 5 | 11 | 14 |
| Chad Ruhwedel | 34 | 2 | 8 | 10 | 8 |
| Carter Rowney | 27 | 3 | 4 | 7 | 4 |
| Olli Maatta | 55 | 1 | 6 | 7 | 12 |
| Mark Streit | 19 | 1 | 5 | 6 | 6 |
| Cameron Gaunce | 12 | 1 | 3 | 4 | 13 |
| Josh Archibald | 10 | 3 | 0 | 3 | 4 |
| Ron Hainsey | 16 | 0 | 3 | 3 | 4 |
| Tom Sestito | 13 | 0 | 2 | 2 | 48 |
| Matt Murray | 49 | 0 | 2 | 2 | 0 |
| Dominik Simon | 2 | 0 | 1 | 1 | 0 |
| David Warsofsky | 7 | 0 | 1 | 1 | 6 |
| Steve Oleksy | 11 | 0 | 1 | 1 | 24 |
| Marc-Andre Fleury | 38 | 0 | 0 | 0 | 6 |
| Derrick Pouliot | 11 | 0 | 0 | 0 | 4 |
| Jean-Sebastien Dea | 1 | 0 | 0 | 0 | 2 |
| Frank Corrado | 2 | 0 | 0 | 0 | 2 |
| Oskar Sundqvist | 10 | 0 | 0 | 0 | 2 |
| Kevin Porter | 2 | 0 | 0 | 0 | 0 |
| Tristan Jarry | 1 | 0 | 0 | 0 | 0 |
| Mike Condon | 1 | 0 | 0 | 0 | 0 |

Games

| DATE | RESULT | SCORE | OPPONENT |
|---------|--------|-------|--------------|
| Oct. 13 | SOW | 3-2* | WASHINGTON |
| Oct. 15 | W | 3-2 | ANAHEIM |
| Oct. 17 | OTL | 3-4* | COLORADO |
| Oct. 18 | L | 0-4 | Montreal |
| Oct. 20 | W | 3-2 | SAN JOSE |
| Oct. 22 | L | 1-5 | Nashville |
| Oct. 25 | W | 3-2 | FLORIDA |
| Oct. 27 | W | 4-2 | NY ISLANDERS |
| Oct. 29 | W | 5-4 | Philadelphia |
| Nov. 2 | W | 5-1 | Anaheim |
| Nov. 3 | OTL | 2-3* | Los Angeles |
| Nov. 5 | W | 5-0 | San Jose |
| Nov. 8 | W | 4-3 | EDMONTON |
| Nov. 10 | L | 2-4 | MINNESOTA |
| Nov. 12 | W | 4-1 | TORONTO |
| Nov. 16 | L | 1-7 | Washington |
| Nov. 18 | OTW | 3-2* | NY Islanders |
| Nov. 19 | SOL | 1-2* | Buffalo |
| Nov. 21 | L | 2-5 | NY RANGERS |
| Nov. 23 | W | 6-1 | NY Rangers |
| Nov. 25 | L | 2-6 | Minnesota |
| Nov. 26 | SOW | 4-3* | NEW JERSEY |
| Nov. 30 | L | 3-5 | NY Islanders |
| Dec. 1 | W | 6-2 | DALLAS |
| Dec. 3 | W | 5-3 | DETROIT |
| Dec. 5 | W | 8-5 | OTTAWA |
| Dec. 8 | W | 5-1 | Florida |
| Dec. 10 | W | 4-3 | Tampa Bay |
| Dec. 12 | W | 7-0 | ARIZONA |
| Dec. 14 | OTW | 4-3* | BOSTON |
| Dec. 16 | OTL | 0-1* | LOS ANGELES |
| Dec. 17 | OTL | 1-2* | Toronto |
| Dec. 20 | W | 7-2 | NY RANGERS |
| Dec. 22 | L | 1-7 | Columbus |
| Dec. 23 | W | 4-1 | NEW JERSEY |
| Dec. 27 | W | 5-2 | New Jersey |
| Dec. 28 | W | 3-2 | CAROLINA |
| Dec. 31 | OTW | 4-3* | MONTREAL |
| Jan. 8 | W | 6-2 | TAMPA BAY |
| Jan. 11 | L | 2-5 | Washington |
| Jan. 12 | L | 1-4 | Ottawa |
| Jan. 14 | L | 3-6 | Detroit |

| DATE | RESULT | SCORE | OPPONENT |
|---------|--------|-------|--------------|
| Jan. 16 | OTW | 8-7* | WASHINGTON |
| Jan. 18 | W | 4-1 | Montreal |
| Jan. 20 | W | 7-1 | Carolina |
| Jan. 22 | W | 5-1 | BOSTON |
| Jan. 24 | L | 0-3 | ST. LOUIS |
| Jan. 26 | L | 3-4 | Boston |
| Jan. 31 | W | 4-2 | NASHVILLE |
| Feb. 3 | OTW | 4-3* | COLUMBUS |
| Feb. 4 | W | 4-1 | St. Louis |
| Feb. 7 | SOL | 2-3* | CALGARY |
| Feb. 9 | W | 4-1 | Colorado |
| Feb. 11 | OTL | 3-4* | Arizona |
| Feb. 14 | W | 4-0 | VANCOUVER |
| Feb. 16 | OTW | 4-3* | WINNIPEG |
| Feb. 17 | OTL | 1-2* | Columbus |
| Feb. 19 | L | 2-5 | DETROIT |
| Feb. 21 | W | 3-1 | Carolina |
| Feb. 25 | W | 4-2 | PHILADELPHIA |
| Feb. 28 | L | 2-3 | Dallas |
| Mar. 1 | L | 1-4 | Chicago |
| Mar. 3 | W | 5-2 | TAMPA BAY |
| Mar. 5 | W | 4-3 | BUFFALO |
| Mar. 8 | W | 7-4 | Winnipeg |
| Mar. 10 | SOW | 3-2* | Edmonton |
| Mar. 11 | W | 3-0 | Vancouver |
| Mar. 13 | SOL | 3-4* | Calgary |
| Mar. 15 | L | 0-4 | Philadelphia |
| Mar. 17 | W | 6-4 | NEW JERSEY |
| Mar. 19 | W | 4-0 | FLORIDA |
| Mar. 21 | W | 3-1 | Buffalo |
| Mar. 23 | SOL | 1-2* | Ottawa |
| Mar. 24 | SOL | 3-4* | NY ISLANDERS |
| Mar. 26 | L | 2-6 | PHILADELPHIA |
| Mar. 29 | L | 1-5 | CHICAGO |
| Mar. 31 | SOW | 4-3 | NY Rangers |
| Apr. 2 | W | 3-2 | CAROLINA |
| Apr. 4 | W | 4-1 | COLUMBUS |
| Apr. 6 | W | 7-4 | New Jersey |
| Apr. 8 | L | 3-5 | Toronto |
| Apr. 9 | L | 2-3 | NY Rangers |

Home games in all CAPS * - Overtime

50-21-11, 2nd, Metropolitan Division, Stanley Cup Champions

2017-18

Highlights

- The Penguins extend their streak of consecutive playoff appearances to a club-record 12-straight years. Pittsburgh's First Round series win against Philadelphia was the club's ninth-straight playoff series win, equaling the club mark originally set from 1991-93. The Penguins join the Montreal Canadiens as the only NHL teams to record two playoff series victory streaks of that length.
- Pittsburgh sets a club record by converting at a 26.2% clip on the power play. That is the highest mark in a full season since the Calgary Flames (27.7%) in 1989-90.
- Evgeni Malkin, Phil Kessel and Sidney Crosby wrap up the season ranked inside the NHL's top-10 regular-season scoring leaders.
- The Penguins celebrate their 500th consecutive sellout on Dec. 11 against the Colorado Avalanche.
- Crosby sets the franchise record for playoff points (173) and Kris Letang establishes club records for a defenseman with his 73rd point and 58th assist during the Penguins' playoff run.

Transactions

June 23, 2017 - Obtained Ryan Reaves and a 2017 second-round draft pick from St. Louis for Oskar Sundqvist and a 2017 first-round draft pick.

July 1, 2017 - Matt Hunwick signed as a free agent to a three-year contract and Antti Niemi signed as a free agent to a one-year contract.

Oct. 3, 2017 - Obtained Andrey Pedan and a 2018 fourth-round draft pick from Vancouver for Derrick Pouliot.

Oct. 21, 2017 - Obtained Riley Sheahan and a 2018 fifth-round draft pick from Detroit for Scott Wilson and a 2018 third-round draft pick.

Dec. 19, 2017 - Obtained Jamie Oleksiak from Dallas for a 2019 conditional fourth-round draft pick; Obtained Michael Leighton and a 2019 fourth-round draft pick from Arizona for Josh Archibald, Sean Maguire and a 2019 sixth-round draft pick.

Feb. 23, 2018 - Obtained Derick Brassard, Tobias Lindberg, Vincent Dunn and a 2018 third-round draft pick from Ottawa and Vegas (three-team trade). Ian Cole, Filip Gustavsson, a 2018 first-round draft pick and a 2019 third-round draft pick sent to Ottawa. Ryan Reaves and a 2018 fourth-round draft pick sent to Vegas.

Feb. 26, 2018 - Obtained Josh Jooris from Carolina for Greg McKegg.

Feb. 27, 2018 - Patric Hornqvist signed to a five-year contract extension that runs through the 2022-23 campaign.

Goaltenders

| GOALIE | W-L-O | GP | MP | GA | SO | GAA |
|---------------|----------------|-----------|-------------|------------|----------|-------------|
| Casey DeSmith | 6-4-1 | 14 | 700 | 28 | 1 | 2.40 |
| Matt Murray | 27-16-3 | 49 | 2733 | 133 | 1 | 2.92 |
| Tristan Jarry | 14-6-2 | 26 | 1364 | 63 | 2 | 2.77 |
| Antti Niemi | 0-3-0 | 3 | 128 | 16 | 0 | 7.50 |
| TOTALS | 47-29-6 | 82 | 4966 | 248 | 4 | 3.00 |

Scoring

| PLAYERS | GP | G | A | PTS | PIM |
|--------------------|----|----|----|-----|-----|
| Evgeni Malkin | 78 | 42 | 56 | 98 | 87 |
| Phil Kessel | 82 | 34 | 58 | 92 | 36 |
| Sidney Crosby | 82 | 29 | 60 | 89 | 46 |
| Kris Letang | 79 | 9 | 42 | 51 | 56 |
| Patric Hornqvist | 70 | 29 | 20 | 49 | 58 |
| Jake Guentzel | 82 | 22 | 26 | 48 | 42 |
| Bryan Rust | 69 | 13 | 25 | 38 | 26 |
| Riley Sheahan | 73 | 11 | 21 | 32 | 4 |
| Carl Hagelin | 81 | 10 | 21 | 31 | 28 |
| Conor Sheary | 79 | 18 | 12 | 30 | 10 |
| Olli Maatta | 82 | 7 | 22 | 29 | 28 |
| Justin Schultz | 63 | 4 | 23 | 27 | 14 |
| Brian Dumoulin | 80 | 5 | 13 | 18 | 30 |
| Jamie Oleksiak | 47 | 4 | 10 | 14 | 69 |
| Ian Cole | 47 | 3 | 10 | 13 | 52 |
| Dominik Simon | 33 | 4 | 8 | 12 | 16 |
| Matt Hunwick | 42 | 4 | 6 | 10 | 21 |
| Ryan Reaves | 58 | 4 | 4 | 8 | 84 |
| Derick Brassard | 14 | 3 | 5 | 8 | 4 |
| Tom Kuhnhackl | 69 | 2 | 6 | 8 | 6 |
| Zach Aston-Reese | 16 | 4 | 2 | 6 | 2 |
| Carter Rowney | 44 | 2 | 3 | 5 | 4 |
| Chad Ruhwedel | 44 | 2 | 3 | 5 | 16 |
| Greg McKegg | 26 | 2 | 2 | 4 | 8 |
| Daniel Sprong | 8 | 2 | 1 | 3 | 0 |
| Tristan Jarry | 26 | 0 | 2 | 2 | 4 |
| Jean-Sebastien Dea | 5 | 1 | 0 | 1 | 2 |
| Matt Murray | 49 | 0 | 1 | 1 | 2 |
| Antti Niemi | 3 | 0 | 1 | 1 | 0 |
| Josh Jooris | 9 | 0 | 0 | 0 | 0 |
| Frank Corrado | 5 | 0 | 0 | 0 | 2 |
| Josh Archibald | 3 | 0 | 0 | 0 | 0 |
| Zach Trotman | 3 | 0 | 0 | 0 | 0 |
| Scott Wilson | 3 | 0 | 0 | 0 | 0 |
| Casey DeSmith | 14 | 0 | 0 | 0 | 2 |

Games

| DATE | RESULT | SCORE | OPPONENT |
|---------|--------|-------|--------------|
| Oct. 4 | OTL | 4-5* | ST. LOUIS |
| Oct. 5 | L | 1-10 | Chicago |
| Oct. 7 | W | 4-0 | NASHVILLE |
| Oct. 11 | W | 3-2 | Washington |
| Oct. 12 | L | 4-5 | Tampa Bay |
| Oct. 14 | W | 4-3 | FLORIDA |
| Oct. 17 | OTW | 5-4* | NY Rangers |
| Oct. 20 | W | 4-3 | Florida |
| Oct. 21 | L | 1-7 | Tampa Bay |
| Oct. 24 | OTW | 2-1* | EDMONTON |
| Oct. 26 | OTW | 2-1* | WINNIPEG |
| Oct. 28 | L | 1-2 | Minnesota |
| Oct. 29 | L | 1-7 | Winnipeg |
| Nov. 1 | W | 3-2 | Edmonton |
| Nov. 2 | OTL | 1-2* | Calgary |
| Nov. 4 | L | 2-4 | Vancouver |
| Nov. 7 | W | 3-1 | ARIZONA |
| Nov. 10 | L | 1-4 | Washington |
| Nov. 11 | SOL | 4-5* | Nashville |
| Nov. 14 | OTW | 5-4* | BUFFALO |
| Nov. 16 | W | 3-1 | Ottawa |
| Nov. 18 | L | 1-2 | CHICAGO |
| Nov. 22 | L | 2-5 | VANCOUVER |
| Nov. 24 | L | 3-4 | Boston |
| Nov. 25 | W | 5-2 | TAMPA BAY |
| Nov. 27 | OTW | 5-4* | PHILADELPHIA |
| Dec. 1 | W | 4-0 | Buffalo |
| Dec. 2 | W | 5-1 | BUFFALO |
| Dec. 5 | L | 3-4 | NY RANGERS |
| Dec. 7 | OTW | 4-3* | NY ISLANDERS |
| Dec. 9 | L | 3-4 | TORONTO |
| Dec. 11 | L | 1-2 | COLORADO |
| Dec. 14 | L | 1-2 | Vegas |
| Dec. 16 | W | 4-2 | Arizona |
| Dec. 18 | L | 2-4 | Colorado |
| Dec. 21 | SOW | 3-2* | COLUMBUS |
| Dec. 23 | L | 0-4 | ANAHEIM |
| Dec. 27 | SOW | 5-4* | COLUMBUS |
| Dec. 29 | L | 1-2 | Carolina |
| Dec. 31 | L | 1-4 | Detroit |
| Jan. 2 | W | 5-1 | Philadelphia |
| Jan. 4 | L | 0-4 | CAROLINA |

| DATE | RESULT | SCORE | OPPONENT |
|---------|--------|-------|--------------|
| Jan. 5 | W | 4-0 | NY Islanders |
| Jan. 7 | OTW | 6-5* | BOSTON |
| Jan. 13 | W | 4-1 | DETROIT |
| Jan. 14 | W | 5-2 | NY RANGERS |
| Jan. 17 | L | 3-5 | Anaheim |
| Jan. 18 | W | 3-1 | Los Angeles |
| Jan. 20 | L | 1-2 | San Jose |
| Jan. 23 | W | 3-1 | CAROLINA |
| Jan. 25 | W | 6-3 | MINNESOTA |
| Jan. 30 | W | 5-2 | SAN JOSE |
| Feb. 2 | W | 7-4 | WASHINGTON |
| Feb. 3 | L | 1-3 | New Jersey |
| Feb. 6 | W | 5-4 | VEGAS |
| Feb. 9 | SOL | 3-4* | Dallas |
| Feb. 11 | W | 4-1 | St. Louis |
| Feb. 13 | W | 6-3 | OTTAWA |
| Feb. 15 | W | 3-1 | LOS ANGELES |
| Feb. 17 | W | 5-3 | TORONTO |
| Feb. 18 | W | 5-2 | Columbus |
| Feb. 23 | W | 6-1 | Carolina |
| Feb. 24 | L | 5-6 | Florida |
| Feb. 27 | L | 2-3 | NEW JERSEY |
| Mar. 1 | L | 4-8 | Boston |
| Mar. 3 | OTW | 3-2* | NY ISLANDERS |
| Mar. 5 | OTW | 4-3* | CALGARY |
| Mar. 7 | W | 5-2 | Philadelphia |
| Mar. 10 | L | 2-5 | Toronto |
| Mar. 11 | W | 3-1 | DALLAS |
| Mar. 14 | OTL | 3-4* | NY Rangers |
| Mar. 15 | W | 5-3 | Montreal |
| Mar. 20 | L | 1-4 | NY Islanders |
| Mar. 21 | W | 5-3 | MONTREAL |
| Mar. 23 | OTL | 3-4* | NEW JERSEY |
| Mar. 25 | OTW | 5-4* | PHILADELPHIA |
| Mar. 27 | L | 2-5 | Detroit |
| Mar. 29 | OTW | 4-3* | New Jersey |
| Mar. 31 | W | 5-2 | MONTREAL |
| Apr. 1 | L | 1-3 | WASHINGTON |
| Apr. 5 | OTW | 5-4* | Columbus |
| Apr. 6 | W | 4-0 | OTTAWA |

Home games in all CAPS * - Overtime

47-29-6, 2nd, Metropolitan Division



PLAYOFF HISTORY





1991
1992



2009



2016
2017

5x
STANLEY
CUP
CHAMPIONS

PITTSBURGH PENGUINS

PLAYOFF GAME-BY-GAME RESULTS

1968 Did Not Qualify For Playoffs

1969 Did Not Qualify For Playoffs

1970 Quarterfinals vs. Oakland (PIT won series, 4-0)

| | | | | | |
|---------|------------|---|---------------|--------|---|
| Apr. 8 | Oakland | 1 | at Pittsburgh | 2 | W |
| Apr. 9 | Oakland | 1 | at Pittsburgh | 3 | W |
| Apr. 11 | Pittsburgh | 5 | at Oakland | 2 | W |
| Apr. 12 | Pittsburgh | 3 | at Oakland | 2 (OT) | W |

Semifinals vs. St. Louis (STL won series, 4-2)

| | | | | | |
|---------|------------|---|---------------|---|---|
| Apr. 19 | Pittsburgh | 1 | at St. Louis | 3 | L |
| Apr. 21 | Pittsburgh | 1 | at St. Louis | 4 | L |
| Apr. 23 | St. Louis | 2 | at Pittsburgh | 3 | W |
| Apr. 26 | St. Louis | 1 | at Pittsburgh | 2 | W |
| Apr. 28 | Pittsburgh | 0 | at St. Louis | 5 | L |
| Apr. 30 | St. Louis | 4 | at Pittsburgh | 3 | L |

1971 Did Not Qualify For Playoffs

1972 Quarterfinals vs. Chicago (CHI won series, 4-0)

| | | | | | |
|--------|------------|---|---------------|--------|---|
| Apr. 5 | Pittsburgh | 1 | at Chicago | 3 | L |
| Apr. 6 | Pittsburgh | 2 | at Chicago | 3 | L |
| Apr. 8 | Chicago | 2 | at Pittsburgh | 0 | L |
| Apr. 9 | Chicago | 6 | at Pittsburgh | 5 (OT) | L |

1973 Did Not Qualify For Playoffs

1974 Did Not Qualify For Playoffs

1975 Preliminary Round vs. St. Louis (PIT won series, 2-0)

| | | | | | |
|---------|------------|---|---------------|---|---|
| Apr. 8 | St. Louis | 3 | at Pittsburgh | 4 | W |
| Apr. 10 | Pittsburgh | 5 | at St. Louis | 3 | W |

Quarterfinals vs. NY Islanders (NYI won series, 4-3)

| | | | | | |
|---------|--------------|---|-----------------|---|---|
| Apr. 13 | NY Islanders | 4 | at Pittsburgh | 5 | W |
| Apr. 15 | NY Islanders | 1 | at Pittsburgh | 3 | W |
| Apr. 17 | Pittsburgh | 6 | at NY Islanders | 4 | W |
| Apr. 20 | Pittsburgh | 1 | at NY Islanders | 3 | L |
| Apr. 22 | NY Islanders | 4 | at Pittsburgh | 2 | L |
| Apr. 24 | Pittsburgh | 1 | at NY Islanders | 4 | L |
| Apr. 26 | NY Islanders | 1 | at Pittsburgh | 0 | L |

1976 Preliminary Round vs. Toronto (TOR won series, 2-1)

| | | | | | |
|---------|------------|---|---------------|---|---|
| Apr. 6 | Pittsburgh | 1 | at Toronto | 4 | L |
| Apr. 8 | Toronto | 0 | at Pittsburgh | 2 | W |
| Apr. 10 | Pittsburgh | 0 | at Toronto | 4 | L |

1977 Preliminary Round vs. Toronto (TOR won series, 2-1)

| | | | | | |
|--------|------------|---|---------------|---|---|
| Apr. 5 | Toronto | 4 | at Pittsburgh | 2 | L |
| Apr. 7 | Pittsburgh | 6 | at Toronto | 4 | W |
| Apr. 9 | Toronto | 5 | at Pittsburgh | 2 | L |

1978 Did Not Qualify For Playoffs

1979 Preliminary Round vs. Buffalo (PIT won series, 2-1)

| | | | | | |
|---------|------------|---|---------------|--------|---|
| Apr. 10 | Pittsburgh | 4 | at Buffalo | 3 | W |
| Apr. 12 | Buffalo | 3 | at Pittsburgh | 1 | L |
| Apr. 14 | Pittsburgh | 4 | at Buffalo | 3 (OT) | W |

Quarterfinals vs. Boston (BOS won series, 4-0)

| | | | | | |
|---------|------------|---|---------------|---|---|
| Apr. 16 | Pittsburgh | 2 | at Boston | 6 | L |
| Apr. 18 | Pittsburgh | 3 | at Boston | 4 | L |
| Apr. 21 | Boston | 2 | at Pittsburgh | 1 | L |
| Apr. 22 | Boston | 4 | at Pittsburgh | 1 | L |

1980 Preliminary Round vs. Boston (BOS won series, 3-2)

| | | | | | |
|---------|------------|---|---------------|---|---|
| Apr. 8 | Pittsburgh | 4 | at Boston | 2 | W |
| Apr. 10 | Pittsburgh | 1 | at Boston | 4 | L |
| Apr. 12 | Boston | 1 | at Pittsburgh | 4 | W |
| Apr. 13 | Boston | 8 | at Pittsburgh | 3 | L |
| Apr. 14 | Pittsburgh | 2 | at Boston | 6 | L |

1981 Preliminary Round vs. St. Louis (STL won series, 3-2)

| | | | | | |
|---------|------------|---|---------------|---------|---|
| Apr. 8 | Pittsburgh | 2 | at St. Louis | 4 | L |
| Apr. 9 | Pittsburgh | 6 | at St. Louis | 4 | W |
| Apr. 11 | St. Louis | 5 | at Pittsburgh | 4 | L |
| Apr. 12 | St. Louis | 3 | at Pittsburgh | 6 | W |
| Apr. 14 | Pittsburgh | 3 | at St. Louis | 4 (2OT) | L |

1982 Preliminary Round vs. NY Islanders (NYI won series, 3-2)

| | | | | | |
|---------|--------------|---|-----------------|--------|---|
| Apr. 7 | Pittsburgh | 1 | at NY Islanders | 8 | L |
| Apr. 8 | Pittsburgh | 2 | at NY Islanders | 7 | L |
| Apr. 10 | NY Islanders | 1 | at Pittsburgh | 2 (OT) | W |
| Apr. 11 | NY Islanders | 2 | at Pittsburgh | 5 | W |
| Apr. 13 | Pittsburgh | 3 | at NY Islanders | 4 (OT) | L |

1983 Did Not Qualify For Playoffs

1984 Did Not Qualify For Playoffs

1985 Did Not Qualify For Playoffs

1986 Did Not Qualify For Playoffs

1987 Did Not Qualify For Playoffs

1988 Did Not Qualify For Playoffs

1989 Patrick Division Semifinals vs. NY Rangers (PIT won series, 4-0)

| | | | | | |
|--------|------------|---|---------------|---|---|
| Apr. 5 | NY Rangers | 1 | at Pittsburgh | 3 | W |
| Apr. 6 | NY Rangers | 4 | at Pittsburgh | 7 | W |
| Apr. 8 | Pittsburgh | 5 | at NY Rangers | 3 | W |
| Apr. 9 | Pittsburgh | 4 | at NY Rangers | 3 | W |

Patrick Division Final vs. Philadelphia (PHI won series, 4-3)

| | | | | | |
|---------|--------------|---|-----------------|--------|---|
| Apr. 17 | Philadelphia | 3 | at Pittsburgh | 4 | W |
| Apr. 19 | Philadelphia | 4 | at Pittsburgh | 2 | L |
| Apr. 21 | Pittsburgh | 4 | at Philadelphia | 3 (OT) | W |
| Apr. 23 | Pittsburgh | 1 | at Philadelphia | 4 | L |
| Apr. 25 | Philadelphia | 7 | at Pittsburgh | 10 | W |
| Apr. 27 | Pittsburgh | 2 | at Philadelphia | 6 | L |
| Apr. 29 | Philadelphia | 4 | at Pittsburgh | 1 | L |

1990 Did Not Qualify For Playoffs

1991 Patrick Division Semifinals vs. New Jersey**[PIT won series, 4-3]**

| | | | | | |
|---------|------------|---|---------------|--------|---|
| Apr. 3 | New Jersey | 3 | at Pittsburgh | 1 | L |
| Apr. 5 | New Jersey | 4 | at Pittsburgh | 5 (OT) | W |
| Apr. 7 | Pittsburgh | 4 | at New Jersey | 3 | W |
| Apr. 9 | Pittsburgh | 1 | at New Jersey | 4 | L |
| Apr. 11 | New Jersey | 4 | at Pittsburgh | 2 | L |
| Apr. 13 | Pittsburgh | 4 | at New Jersey | 3 | W |
| Apr. 15 | New Jersey | 0 | at Pittsburgh | 4 | W |

Patrick Division Final vs. Washington**[PIT won series, 4-1]**

| | | | | | |
|---------|------------|---|---------------|--------|---|
| Apr. 17 | Washington | 4 | at Pittsburgh | 2 | L |
| Apr. 19 | Washington | 6 | at Pittsburgh | 7 (OT) | W |
| Apr. 21 | Pittsburgh | 3 | at Washington | 1 | W |
| Apr. 23 | Pittsburgh | 3 | at Washington | 1 | W |
| Apr. 25 | Washington | 1 | at Pittsburgh | 4 | W |

Prince of Wales Conference Final vs. Boston**[PIT won series, 4-2]**

| | | | | | |
|--------|------------|---|---------------|--------|---|
| May 1 | Pittsburgh | 3 | at Boston | 6 | L |
| May 3 | Pittsburgh | 4 | at Boston | 5 (OT) | L |
| May 5 | Boston | 1 | at Pittsburgh | 4 | W |
| May 7 | Boston | 1 | at Pittsburgh | 4 | W |
| May 9 | Pittsburgh | 7 | at Boston | 2 | W |
| May 11 | Boston | 3 | at Pittsburgh | 5 | W |

Stanley Cup Final vs. Minnesota**[PIT won series, 4-2]**

| | | | | | |
|--------|------------|---|---------------|---|---|
| May 15 | Minnesota | 5 | at Pittsburgh | 4 | L |
| May 17 | Minnesota | 1 | at Pittsburgh | 4 | W |
| May 19 | Pittsburgh | 1 | at Minnesota | 3 | L |
| May 21 | Pittsburgh | 5 | at Minnesota | 3 | W |
| May 23 | Minnesota | 4 | at Pittsburgh | 6 | W |
| May 25 | Pittsburgh | 8 | at Minnesota | 0 | W |

1992 Patrick Division Semifinals vs. Washington**[PIT won series, 4-3]**

| | | | | | |
|---------|------------|---|---------------|---|---|
| Apr. 19 | Pittsburgh | 1 | at Washington | 3 | L |
| Apr. 21 | Pittsburgh | 2 | at Washington | 6 | L |
| Apr. 23 | Washington | 4 | at Pittsburgh | 6 | W |
| Apr. 25 | Washington | 7 | at Pittsburgh | 2 | L |
| Apr. 27 | Pittsburgh | 5 | at Washington | 2 | W |
| Apr. 29 | Washington | 4 | at Pittsburgh | 6 | W |
| May 1 | Pittsburgh | 3 | at Washington | 1 | W |

Patrick Division Final vs. NY Rangers**[PIT won series, 4-2]**

| | | | | | |
|--------|------------|---|---------------|--------|---|
| May 3 | Pittsburgh | 4 | at NY Rangers | 2 | W |
| May 5 | Pittsburgh | 2 | at NY Rangers | 4 | L |
| May 7 | NY Rangers | 6 | at Pittsburgh | 5 (OT) | L |
| May 9 | NY Rangers | 4 | at Pittsburgh | 5 (OT) | W |
| May 11 | Pittsburgh | 3 | at NY Rangers | 2 | W |
| May 13 | NY Rangers | 1 | at Pittsburgh | 5 | W |

Prince of Wales Conference Final vs. Boston**[PIT won series, 4-0]**

| | | | | | |
|--------|------------|---|---------------|--------|---|
| May 17 | Boston | 3 | at Pittsburgh | 4 (OT) | W |
| May 19 | Boston | 2 | at Pittsburgh | 5 | W |
| May 21 | Pittsburgh | 5 | at Boston | 1 | W |
| May 23 | Pittsburgh | 5 | at Boston | 1 | W |

Stanley Cup Final vs. Chicago**[PIT won series, 4-0]**

| | | | | | |
|--------|------------|---|---------------|---|---|
| May 26 | Chicago | 4 | at Pittsburgh | 5 | W |
| May 28 | Chicago | 1 | at Pittsburgh | 3 | W |
| May 30 | Pittsburgh | 1 | at Chicago | 0 | W |
| June 1 | Pittsburgh | 6 | at Chicago | 5 | W |

1993 Patrick Division Semifinals vs. New Jersey**[PIT won series, 4-1]**

| | | | | | |
|---------|------------|---|---------------|---|---|
| Apr. 18 | New Jersey | 3 | at Pittsburgh | 6 | W |
| Apr. 20 | New Jersey | 0 | at Pittsburgh | 7 | W |
| Apr. 22 | Pittsburgh | 4 | at New Jersey | 3 | W |
| Apr. 25 | Pittsburgh | 1 | at New Jersey | 4 | L |
| Apr. 26 | New Jersey | 3 | at Pittsburgh | 5 | W |

Patrick Division Final vs. NY Islanders**[NYI won series, 4-3]**

| | | | | | |
|--------|--------------|---|-----------------|--------|---|
| May 2 | NY Islanders | 3 | at Pittsburgh | 2 | L |
| May 4 | NY Islanders | 0 | at Pittsburgh | 3 | W |
| May 6 | Pittsburgh | 3 | at NY Islanders | 1 | W |
| May 8 | Pittsburgh | 5 | at NY Islanders | 6 | L |
| May 10 | NY Islanders | 3 | at Pittsburgh | 6 | W |
| May 12 | Pittsburgh | 5 | at NY Islanders | 7 | L |
| May 14 | NY Islanders | 4 | at Pittsburgh | 3 (OT) | L |

1994 Eastern Conference Quarterfinals vs. Washington**[WSH won series, 4-2]**

| | | | | | |
|---------|------------|---|---------------|---|---|
| Apr. 17 | Washington | 5 | at Pittsburgh | 3 | L |
| Apr. 19 | Washington | 1 | at Pittsburgh | 2 | W |
| Apr. 21 | Pittsburgh | 0 | at Washington | 2 | L |
| Apr. 23 | Pittsburgh | 1 | at Washington | 4 | L |
| Apr. 25 | Washington | 2 | at Pittsburgh | 3 | W |
| Apr. 27 | Pittsburgh | 3 | at Washington | 6 | L |

1995 Eastern Conference Quarterfinals vs. Washington**[PIT won series, 4-3]**

| | | | | | |
|--------|------------|---|---------------|--------|---|
| May 6 | Washington | 5 | at Pittsburgh | 4 | L |
| May 8 | Washington | 3 | at Pittsburgh | 5 | W |
| May 10 | Pittsburgh | 2 | at Washington | 6 | L |
| May 12 | Pittsburgh | 2 | at Washington | 6 | L |
| May 14 | Washington | 5 | at Pittsburgh | 6 (OT) | W |
| May 16 | Pittsburgh | 7 | at Washington | 1 | W |
| May 18 | Washington | 0 | at Pittsburgh | 3 | W |

Eastern Conference Semifinals vs. New Jersey**[NJD won series, 4-1]**

| | | | | | |
|--------|------------|---|---------------|--------|---|
| May 20 | New Jersey | 2 | at Pittsburgh | 3 | W |
| May 22 | New Jersey | 4 | at Pittsburgh | 2 | L |
| May 24 | Pittsburgh | 1 | at New Jersey | 5 | L |
| May 26 | Pittsburgh | 1 | at New Jersey | 2 (OT) | L |
| May 28 | New Jersey | 4 | at Pittsburgh | 1 | L |

1996 Eastern Conference Quarterfinals vs. Washington**[PIT won series, 4-2]**

| | | | | | |
|---------|------------|---|---------------|---------|---|
| Apr. 17 | Washington | 6 | at Pittsburgh | 4 | L |
| Apr. 19 | Washington | 5 | at Pittsburgh | 3 | L |
| Apr. 22 | Pittsburgh | 4 | at Washington | 1 | W |
| Apr. 24 | Pittsburgh | 3 | at Washington | 2 (4OT) | W |
| Apr. 26 | Washington | 1 | at Pittsburgh | 4 | W |
| Apr. 28 | Pittsburgh | 3 | at Washington | 2 | W |

Eastern Conference Semifinals vs. NY Rangers**[PIT won series, 4-1]**

| | | | | | |
|--------|------------|---|---------------|---|---|
| May 3 | NY Rangers | 3 | at Pittsburgh | 4 | W |
| May 5 | NY Rangers | 6 | at Pittsburgh | 3 | L |
| May 7 | Pittsburgh | 3 | at NY Rangers | 2 | W |
| May 9 | Pittsburgh | 4 | at NY Rangers | 1 | W |
| May 11 | NY Rangers | 3 | at Pittsburgh | 7 | W |

Eastern Conference Final vs. Florida**[FLA won series, 4-3]**

| | | | | | |
|--------|------------|---|---------------|---|---|
| May 18 | Florida | 5 | at Pittsburgh | 1 | L |
| May 20 | Florida | 2 | at Pittsburgh | 3 | W |
| May 24 | Pittsburgh | 2 | at Florida | 5 | L |
| May 26 | Pittsburgh | 2 | at Florida | 1 | W |
| May 28 | Florida | 0 | at Pittsburgh | 3 | W |
| May 30 | Pittsburgh | 3 | at Florida | 4 | L |
| June 1 | Florida | 3 | at Pittsburgh | 1 | L |

**1997 Eastern Conference Quarterfinals vs. Philadelphia
[PHI won series, 4-1]**

| | | | | | |
|---------|--------------|---|-----------------|---|---|
| Apr. 17 | Pittsburgh | 1 | at Philadelphia | 5 | L |
| Apr. 19 | Pittsburgh | 2 | at Philadelphia | 3 | L |
| Apr. 21 | Philadelphia | 5 | at Pittsburgh | 3 | L |
| Apr. 23 | Philadelphia | 1 | at Pittsburgh | 4 | W |
| Apr. 26 | Pittsburgh | 3 | at Philadelphia | 6 | L |

**1998 Eastern Conference Quarterfinals vs. Montreal
[MTL won series, 4-2]**

| | | | | | |
|---------|------------|---|---------------|--------|---|
| Apr. 23 | Montreal | 3 | at Pittsburgh | 2 [OT] | L |
| Apr. 25 | Montreal | 1 | at Pittsburgh | 4 | W |
| Apr. 27 | Pittsburgh | 1 | at Montreal | 3 | L |
| Apr. 29 | Pittsburgh | 6 | at Montreal | 3 | W |
| May 1 | Montreal | 5 | at Pittsburgh | 2 | L |
| May 3 | Pittsburgh | 0 | at Montreal | 3 | L |

**1999 Eastern Conference Quarterfinals vs. New Jersey
[PIT won series, 4-3]**

| | | | | | |
|---------|------------|---|---------------|--------|---|
| Apr. 22 | Pittsburgh | 1 | at New Jersey | 3 | L |
| Apr. 24 | Pittsburgh | 4 | at New Jersey | 1 | W |
| Apr. 25 | New Jersey | 2 | at Pittsburgh | 4 | W |
| Apr. 27 | New Jersey | 4 | at Pittsburgh | 2 | L |
| Apr. 30 | Pittsburgh | 3 | at New Jersey | 4 | L |
| May 2 | New Jersey | 2 | at Pittsburgh | 3 [OT] | W |
| May 4 | Pittsburgh | 4 | at New Jersey | 2 | W |

**Eastern Conference Semifinals vs. Toronto
[TOR won series, 4-2]**

| | | | | | |
|--------|------------|---|---------------|--------|---|
| May 7 | Pittsburgh | 2 | at Toronto | 0 | W |
| May 9 | Pittsburgh | 2 | at Toronto | 4 | L |
| May 11 | Toronto | 3 | at Pittsburgh | 4 | W |
| May 13 | Toronto | 3 | at Pittsburgh | 2 [OT] | L |
| May 15 | Pittsburgh | 1 | at Toronto | 4 | L |
| May 17 | Toronto | 4 | at Pittsburgh | 3 [OT] | L |

**2000 Eastern Conference Quarterfinals vs. Washington
[PIT won series, 4-1]**

| | | | | | |
|---------|------------|---|---------------|--------|---|
| Apr. 13 | Pittsburgh | 7 | at Washington | 0 | W |
| Apr. 15 | Washington | 1 | at Pittsburgh | 2 [OT] | W |
| Apr. 17 | Washington | 3 | at Pittsburgh | 4 | W |
| Apr. 19 | Pittsburgh | 2 | at Washington | 3 | L |
| Apr. 21 | Pittsburgh | 2 | at Washington | 1 | W |

**Eastern Conference Semifinals vs. Philadelphia
[PHI won series, 4-2]**

| | | | | | |
|---------|--------------|---|-----------------|---------|---|
| Apr. 27 | Pittsburgh | 2 | at Philadelphia | 0 | W |
| Apr. 29 | Pittsburgh | 4 | at Philadelphia | 1 | W |
| May 2 | Philadelphia | 4 | at Pittsburgh | 3 [OT] | L |
| May 4 | Philadelphia | 2 | at Pittsburgh | 1 [5OT] | L |
| May 7 | Pittsburgh | 3 | at Philadelphia | 6 | L |
| May 9 | Philadelphia | 2 | at Pittsburgh | 1 | L |

**2001 Eastern Conference Quarterfinals vs. Washington
[PIT won series, 4-2]**

| | | | | | |
|---------|------------|---|---------------|--------|---|
| Apr. 12 | Pittsburgh | 0 | at Washington | 1 | L |
| Apr. 14 | Pittsburgh | 2 | at Washington | 1 | W |
| Apr. 16 | Washington | 0 | at Pittsburgh | 3 | W |
| Apr. 18 | Washington | 4 | at Pittsburgh | 3 [OT] | L |
| Apr. 21 | Pittsburgh | 2 | at Washington | 1 | W |
| Apr. 23 | Washington | 3 | at Pittsburgh | 4 [OT] | W |

**Eastern Conference Semifinals vs. Buffalo
[PIT won series, 4-3]**

| | | | | | |
|---------|------------|---|---------------|--------|---|
| Apr. 26 | Pittsburgh | 3 | at Buffalo | 0 | W |
| Apr. 28 | Pittsburgh | 3 | at Buffalo | 1 | W |
| Apr. 30 | Buffalo | 4 | at Pittsburgh | 1 | L |
| May 2 | Buffalo | 5 | at Pittsburgh | 2 | L |
| May 5 | Pittsburgh | 2 | at Buffalo | 3 [OT] | L |
| May 8 | Buffalo | 2 | at Pittsburgh | 3 [OT] | W |
| May 10 | Pittsburgh | 3 | at Buffalo | 2 [OT] | W |

**Eastern Conference Final vs. New Jersey
[NJD won series, 4-1]**

| | | | | | |
|--------|------------|---|---------------|---|---|
| May 12 | Pittsburgh | 1 | at New Jersey | 3 | L |
| May 15 | Pittsburgh | 4 | at New Jersey | 2 | W |
| May 17 | New Jersey | 3 | at Pittsburgh | 0 | L |
| May 19 | New Jersey | 5 | at Pittsburgh | 0 | L |
| May 22 | Pittsburgh | 2 | at New Jersey | 4 | L |

2002 Did Not Qualify For Playoffs**2003 Did Not Qualify For Playoffs****2004 Did Not Qualify For Playoffs****2005 No Season****2006 Did Not Qualify For Playoffs****2007 Eastern Conference Quarterfinals vs. Ottawa
[OTT won series, 4-1]**

| | | | | | |
|---------|------------|---|---------------|---|---|
| Apr. 11 | Pittsburgh | 3 | at Ottawa | 6 | L |
| Apr. 14 | Pittsburgh | 4 | at Ottawa | 3 | W |
| Apr. 15 | Ottawa | 4 | at Pittsburgh | 2 | L |
| Apr. 17 | Ottawa | 2 | at Pittsburgh | 1 | L |
| Apr. 19 | Pittsburgh | 0 | at Ottawa | 3 | L |

**2008 Eastern Conference Quarterfinals vs. Ottawa
[PIT won series, 4-0]**

| | | | | | |
|---------|------------|---|---------------|---|---|
| Apr. 9 | Ottawa | 0 | at Pittsburgh | 4 | W |
| Apr. 11 | Ottawa | 3 | at Pittsburgh | 5 | W |
| Apr. 14 | Pittsburgh | 4 | at Ottawa | 1 | W |
| Apr. 16 | Pittsburgh | 3 | at Ottawa | 1 | W |

**Eastern Conference Semifinals vs. NY Rangers
[PIT won series, 4-1]**

| | | | | | |
|---------|------------|---|---------------|--------|---|
| Apr. 25 | NY Rangers | 4 | at Pittsburgh | 5 | W |
| Apr. 27 | NY Rangers | 0 | at Pittsburgh | 2 | W |
| Apr. 29 | Pittsburgh | 5 | at NY Rangers | 3 | W |
| May 1 | Pittsburgh | 0 | at NY Rangers | 3 | L |
| May 4 | NY Rangers | 2 | at Pittsburgh | 3 [OT] | W |

**Eastern Conference Final vs. Philadelphia
[PIT won series, 4-1]**

| | | | | | |
|--------|--------------|---|-----------------|---|---|
| May 9 | Philadelphia | 2 | at Pittsburgh | 4 | W |
| May 11 | Philadelphia | 2 | at Pittsburgh | 4 | W |
| May 13 | Pittsburgh | 4 | at Philadelphia | 1 | W |
| May 15 | Pittsburgh | 2 | at Philadelphia | 4 | L |
| May 18 | Philadelphia | 0 | at Pittsburgh | 6 | W |

**Stanley Cup Final vs. Detroit
[DET won series, 4-2]**

| | | | | | |
|--------|------------|---|---------------|---------|---|
| May 24 | Pittsburgh | 0 | at Detroit | 4 | L |
| May 26 | Pittsburgh | 0 | at Detroit | 3 | L |
| May 28 | Detroit | 2 | at Pittsburgh | 3 | W |
| May 31 | Detroit | 2 | at Pittsburgh | 1 | L |
| June 2 | Pittsburgh | 4 | at Detroit | 3 [3OT] | W |
| June 4 | Detroit | 3 | at Pittsburgh | 2 | L |

2009 Eastern Conference Quarterfinals vs. Philadelphia
[PIT won series, 4-2]

| | | | | | |
|---------|--------------|---|-----------------|--------|---|
| Apr. 15 | Philadelphia | 1 | at Pittsburgh | 4 | W |
| Apr. 17 | Philadelphia | 2 | at Pittsburgh | 3 (OT) | W |
| Apr. 19 | Pittsburgh | 3 | at Philadelphia | 6 | L |
| Apr. 21 | Pittsburgh | 3 | at Philadelphia | 1 | W |
| Apr. 23 | Philadelphia | 3 | at Pittsburgh | 0 | L |
| Apr. 25 | Pittsburgh | 5 | at Philadelphia | 3 | W |

Eastern Conference Semifinals vs. Washington
[PIT won series, 4-3]

| | | | | | |
|--------|------------|---|---------------|--------|---|
| May 2 | Pittsburgh | 2 | at Washington | 3 | L |
| May 4 | Pittsburgh | 3 | at Washington | 4 | L |
| May 6 | Washington | 2 | at Pittsburgh | 3 (OT) | W |
| May 8 | Washington | 3 | at Pittsburgh | 5 | W |
| May 9 | Pittsburgh | 4 | at Washington | 3 (OT) | W |
| May 11 | Washington | 5 | at Pittsburgh | 4 (OT) | L |
| May 13 | Pittsburgh | 6 | at Washington | 2 | W |

Eastern Conference Final vs. Carolina
[PIT won series, 4-0]

| | | | | | |
|--------|------------|---|---------------|---|---|
| May 18 | Carolina | 2 | at Pittsburgh | 3 | W |
| May 21 | Carolina | 4 | at Pittsburgh | 7 | W |
| May 23 | Pittsburgh | 6 | at Carolina | 2 | W |
| May 26 | Pittsburgh | 4 | at Carolina | 1 | W |

Stanley Cup Final vs. Detroit
[PIT won series, 4-3]

| | | | | | |
|---------|------------|---|---------------|---|---|
| May 30 | Pittsburgh | 1 | at Detroit | 3 | L |
| May 31 | Pittsburgh | 1 | at Detroit | 3 | L |
| June 2 | Detroit | 2 | at Pittsburgh | 4 | W |
| June 4 | Detroit | 2 | at Pittsburgh | 4 | W |
| June 6 | Pittsburgh | 0 | at Detroit | 5 | L |
| June 9 | Detroit | 1 | at Pittsburgh | 2 | W |
| June 12 | Pittsburgh | 2 | at Detroit | 1 | W |

2010 Eastern Conference Quarterfinals vs. Ottawa
[PIT won series, 4-2]

| | | | | | |
|---------|------------|---|---------------|---------|---|
| Apr. 14 | Ottawa | 5 | at Pittsburgh | 4 | L |
| Apr. 16 | Ottawa | 1 | at Pittsburgh | 2 | W |
| Apr. 18 | Pittsburgh | 4 | at Ottawa | 2 | W |
| Apr. 20 | Pittsburgh | 7 | at Ottawa | 4 | W |
| Apr. 22 | Ottawa | 4 | at Pittsburgh | 3 (3OT) | L |
| Apr. 24 | Pittsburgh | 4 | at Ottawa | 3 (OT) | W |

Eastern Conference Semifinals vs. Montreal
[MTL won series, 4-3]

| | | | | | |
|---------|------------|---|---------------|---|---|
| Apr. 30 | Montreal | 3 | at Pittsburgh | 6 | W |
| May 2 | Montreal | 3 | at Pittsburgh | 1 | L |
| May 4 | Pittsburgh | 2 | at Montreal | 0 | W |
| May 6 | Pittsburgh | 2 | at Montreal | 3 | L |
| May 8 | Montreal | 1 | at Pittsburgh | 2 | W |
| May 10 | Pittsburgh | 3 | at Montreal | 4 | L |
| May 12 | Montreal | 5 | at Pittsburgh | 2 | L |

2011 Eastern Conference Quarterfinals vs. Tampa Bay
[TBL won series, 4-3]

| | | | | | |
|---------|------------|---|---------------|---------|---|
| Apr. 13 | Tampa Bay | 0 | at Pittsburgh | 3 | W |
| Apr. 15 | Tampa Bay | 5 | at Pittsburgh | 1 | L |
| Apr. 18 | Pittsburgh | 3 | at Tampa Bay | 2 | W |
| Apr. 20 | Pittsburgh | 3 | at Tampa Bay | 2 (2OT) | W |
| Apr. 23 | Tampa Bay | 8 | at Pittsburgh | 2 | L |
| Apr. 25 | Pittsburgh | 2 | at Tampa Bay | 4 | L |
| Apr. 27 | Tampa Bay | 1 | at Pittsburgh | 0 | L |

2012 Eastern Conference Quarterfinals vs. Philadelphia
[PHI won series, 4-2]

| | | | | | |
|---------|--------------|----|-----------------|--------|---|
| Apr. 11 | Philadelphia | 4 | at Pittsburgh | 3 (OT) | L |
| Apr. 13 | Philadelphia | 8 | at Pittsburgh | 5 | L |
| Apr. 15 | Pittsburgh | 4 | at Philadelphia | 8 | L |
| Apr. 18 | Pittsburgh | 10 | at Philadelphia | 3 | W |
| Apr. 20 | Philadelphia | 2 | at Pittsburgh | 3 | W |
| Apr. 22 | Pittsburgh | 1 | at Philadelphia | 5 | L |

2013 Eastern Conference Quarterfinals vs. NY Islanders
[PIT won series, 4-2]

| | | | | | |
|--------|--------------|---|-----------------|--------|---|
| May 1 | NY Islanders | 0 | at Pittsburgh | 5 | W |
| May 3 | NY Islanders | 4 | at Pittsburgh | 3 | L |
| May 5 | Pittsburgh | 5 | at NY Islanders | 4 (OT) | W |
| May 7 | Pittsburgh | 4 | at NY Islanders | 6 | L |
| May 9 | NY Islanders | 0 | at Pittsburgh | 4 | W |
| May 11 | Pittsburgh | 4 | at NY Islanders | 3 (OT) | W |

Eastern Conference Semifinals vs. Ottawa
[PIT won series, 4-1]

| | | | | | |
|--------|------------|---|---------------|---------|---|
| May 14 | Ottawa | 1 | at Pittsburgh | 4 | W |
| May 17 | Ottawa | 3 | at Pittsburgh | 4 | W |
| May 19 | Pittsburgh | 1 | at Ottawa | 2 (2OT) | L |
| May 22 | Pittsburgh | 7 | at Ottawa | 3 | W |
| May 24 | Ottawa | 2 | at Pittsburgh | 6 | W |

Eastern Conference Final vs. Boston
[BOS won series, 4-0]

| | | | | | |
|--------|------------|---|---------------|---------|---|
| June 1 | Boston | 3 | at Pittsburgh | 0 | L |
| June 3 | Boston | 6 | at Pittsburgh | 1 | L |
| June 5 | Pittsburgh | 1 | at Boston | 2 (2OT) | L |
| June 7 | Pittsburgh | 0 | at Boston | 1 | L |

2014 Eastern Conference First Round vs. Columbus
[PIT won series, 4-2]

| | | | | | |
|---------|------------|---|---------------|---------|---|
| Apr. 16 | Columbus | 3 | at Pittsburgh | 4 | W |
| Apr. 19 | Columbus | 4 | at Pittsburgh | 3 (2OT) | L |
| Apr. 21 | Pittsburgh | 4 | at Columbus | 3 | W |
| Apr. 23 | Pittsburgh | 3 | at Columbus | 4 (OT) | L |
| Apr. 26 | Columbus | 1 | at Pittsburgh | 3 | W |
| Apr. 28 | Pittsburgh | 4 | at Columbus | 3 | W |

Eastern Conference Second Round vs. NY Rangers
[NYR won series, 4-3]

| | | | | | |
|--------|------------|---|---------------|--------|---|
| May 2 | NY Rangers | 3 | at Pittsburgh | 2 (OT) | L |
| May 4 | NY Rangers | 0 | at Pittsburgh | 3 | W |
| May 5 | Pittsburgh | 2 | at NY Rangers | 0 | W |
| May 7 | Pittsburgh | 4 | at NY Rangers | 2 | W |
| May 9 | NY Rangers | 5 | at Pittsburgh | 1 | L |
| May 11 | Pittsburgh | 1 | at NY Rangers | 3 | L |
| May 13 | NY Rangers | 2 | at Pittsburgh | 1 | L |

2015 Eastern Conference First Round vs. NY Rangers
[NYR won series, 4-1]

| | | | | | |
|---------|------------|---|---------------|--------|---|
| Apr. 16 | Pittsburgh | 1 | at NY Rangers | 2 | L |
| Apr. 18 | Pittsburgh | 4 | at NY Rangers | 3 | W |
| Apr. 20 | NY Rangers | 2 | at Pittsburgh | 1 | L |
| Apr. 22 | NY Rangers | 2 | at Pittsburgh | 1 (OT) | L |
| Apr. 24 | Pittsburgh | 1 | at NY Rangers | 2 (OT) | L |

2016 Eastern Conference First Round vs. NY Rangers
[PIT won series, 4-1]

| | | | | | |
|---------|------------|---|---------------|---|---|
| Apr. 13 | NY Rangers | 2 | at Pittsburgh | 5 | W |
| Apr. 16 | NY Rangers | 4 | at Pittsburgh | 2 | L |
| Apr. 19 | Pittsburgh | 3 | at NY Rangers | 1 | W |
| Apr. 21 | Pittsburgh | 5 | at NY Rangers | 0 | W |
| Apr. 23 | NY Rangers | 3 | at Pittsburgh | 6 | W |

Eastern Conference Second Round vs. Washington**[PIT won series, 4-2]**

| | | | | | |
|---------|------------|---|---------------|--------|---|
| Apr. 28 | Pittsburgh | 3 | at Washington | 4 (OT) | L |
| Apr. 30 | Pittsburgh | 2 | at Washington | 1 | W |
| May 2 | Washington | 2 | at Pittsburgh | 3 | W |
| May 4 | Washington | 2 | at Pittsburgh | 3 (OT) | W |
| May 7 | Pittsburgh | 1 | at Washington | 3 | L |
| May 10 | Washington | 3 | at Pittsburgh | 4 (OT) | W |

Eastern Conference Final vs. Tampa Bay**[PIT won series, 4-3]**

| | | | | | |
|--------|------------|---|---------------|--------|---|
| May 13 | Tampa Bay | 3 | at Pittsburgh | 1 | L |
| May 16 | Tampa Bay | 2 | at Pittsburgh | 3 (OT) | W |
| May 18 | Pittsburgh | 4 | at Tampa Bay | 2 | W |
| May 20 | Pittsburgh | 3 | at Tampa Bay | 4 | L |
| May 22 | Tampa Bay | 4 | at Pittsburgh | 3 (OT) | L |
| May 24 | Pittsburgh | 5 | at Tampa Bay | 2 | W |
| May 26 | Tampa Bay | 1 | at Pittsburgh | 2 | W |

Stanley Cup Final vs. San Jose**[PIT won series, 4-2]**

| | | | | | |
|---------|------------|---|---------------|--------|---|
| May 30 | San Jose | 2 | at Pittsburgh | 3 | W |
| June 1 | San Jose | 1 | at Pittsburgh | 2 (OT) | W |
| June 4 | Pittsburgh | 2 | at San Jose | 3 (OT) | L |
| June 6 | Pittsburgh | 3 | at San Jose | 1 | W |
| June 9 | San Jose | 4 | at Pittsburgh | 2 | L |
| June 12 | Pittsburgh | 3 | at San Jose | 1 | W |

2017 Eastern Conference First Round vs. Columbus**[PIT won series, 4-1]**

| | | | | | |
|---------|------------|---|---------------|--------|---|
| Apr. 12 | Columbus | 1 | at Pittsburgh | 3 | W |
| Apr. 14 | Columbus | 1 | at Pittsburgh | 4 | W |
| Apr. 16 | Pittsburgh | 5 | at Columbus | 4 (OT) | W |
| Apr. 18 | Pittsburgh | 4 | at Columbus | 5 | L |
| Apr. 20 | Columbus | 2 | at Pittsburgh | 5 | W |

Eastern Conference Second Round vs. Washington**[PIT won series, 4-3]**

| | | | | | |
|---------|------------|---|---------------|--------|---|
| Apr. 27 | Pittsburgh | 3 | at Washington | 2 | W |
| Apr. 29 | Pittsburgh | 6 | at Washington | 2 | W |
| May 1 | Washington | 3 | at Pittsburgh | 2 (OT) | L |
| May 3 | Washington | 2 | at Pittsburgh | 3 | W |
| May 6 | Pittsburgh | 2 | at Washington | 4 | L |
| May 8 | Washington | 5 | at Pittsburgh | 2 | L |
| May 10 | Pittsburgh | 2 | at Washington | 0 | W |

Eastern Conference Final vs. Ottawa**[PIT won series, 4-3]**

| | | | | | |
|--------|------------|---|---------------|---------|---|
| May 13 | Ottawa | 2 | at Pittsburgh | 1 (OT) | L |
| May 15 | Ottawa | 0 | at Pittsburgh | 1 | W |
| May 17 | Pittsburgh | 1 | at Ottawa | 5 | L |
| May 19 | Pittsburgh | 3 | at Ottawa | 2 | W |
| May 21 | Ottawa | 0 | at Pittsburgh | 7 | W |
| May 23 | Pittsburgh | 1 | at Ottawa | 2 | L |
| May 25 | Ottawa | 2 | at Pittsburgh | 3 (2OT) | W |

Stanley Cup Final vs. Nashville**[PIT won series, 4-2]**

| | | | | | |
|---------|------------|---|------------|---|---|
| May 29 | Nashville | 3 | Pittsburgh | 5 | W |
| May 31 | Nashville | 1 | Pittsburgh | 4 | W |
| June 3 | Pittsburgh | 1 | Nashville | 5 | L |
| June 5 | Pittsburgh | 1 | Nashville | 4 | L |
| June 8 | Nashville | 0 | Pittsburgh | 6 | W |
| June 11 | Pittsburgh | 2 | Nashville | 0 | W |

2018 Eastern Conference First Round vs. Philadelphia**[PIT won series, 4-2]**

| | | | | | |
|---------|--------------|---|-----------------|---|---|
| Apr. 11 | Philadelphia | 0 | at Pittsburgh | 7 | W |
| Apr. 13 | Philadelphia | 5 | at Pittsburgh | 1 | L |
| Apr. 15 | Pittsburgh | 5 | at Philadelphia | 1 | W |
| Apr. 18 | Pittsburgh | 5 | at Philadelphia | 0 | W |

| | | | | | |
|---------|--------------|---|-----------------|---|---|
| Apr. 20 | Philadelphia | 4 | at Pittsburgh | 2 | L |
| Apr. 22 | Pittsburgh | 8 | at Philadelphia | 5 | W |

Eastern Conference Second Round vs. Washington**[WSH won series, 4-2]**

| | | | | | |
|---------|------------|---|---------------|--------|---|
| Apr. 26 | Pittsburgh | 3 | at Washington | 2 | W |
| Apr. 29 | Pittsburgh | 1 | at Washington | 4 | L |
| May 1 | Washington | 4 | at Pittsburgh | 3 | L |
| May 3 | Washington | 1 | at Pittsburgh | 3 | W |
| May 5 | Pittsburgh | 3 | at Washington | 6 | L |
| May 7 | Washington | 2 | at Pittsburgh | 1 (OT) | L |

PITTSBURGH PENGUINS PLAYOFF RECORDS

All-Time Against Opponents

| OPPONENT | SERIES | W | L | GP | W | L | GF | GA | LAST | SERIES |
|--------------|-----------|-----------|-----------|------------|------------|------------|-------------|-------------|------|----------------|
| Washington | 11 | 9 | 2 | 68 | 40 | 28 | 214 | 195 | 2018 | SR - Lost 4-2 |
| NY Rangers | 7 | 5 | 2 | 37 | 24 | 13 | 122 | 93 | 2016 | FR - Won 4-1 |
| Philadelphia | 7 | 3 | 4 | 41 | 20 | 21 | 143 | 136 | 2018 | FR - Won 4-2 |
| Ottawa | 5 | 4 | 1 | 27 | 17 | 10 | 89 | 66 | 2017 | CF - Won 4-3 |
| New Jersey | 5 | 3 | 2 | 29 | 14 | 15 | 80 | 86 | 2001 | CF - Lost 4-1 |
| Boston | 5 | 2 | 3 | 23 | 10 | 13 | 69 | 74 | 2013 | CF - Lost 4-0 |
| NY Islanders | 4 | 1 | 3 | 25 | 12 | 13 | 83 | 84 | 2013 | CQF - Won 4-2 |
| St. Louis | 3 | 1 | 2 | 13 | 6 | 7 | 40 | 45 | 1981 | PR - Lost 3-2 |
| Toronto | 3 | 0 | 3 | 12 | 4 | 8 | 27 | 39 | 1999 | CSF - Lost 4-2 |
| Buffalo | 2 | 2 | 0 | 10 | 6 | 4 | 26 | 26 | 2001 | CSF - Won 4-3 |
| Columbus | 2 | 2 | 0 | 11 | 8 | 3 | 42 | 31 | 2017 | FR - Won 4-1 |
| Chicago | 2 | 1 | 1 | 8 | 4 | 4 | 23 | 24 | 1992 | F - Won 4-0 |
| Detroit | 2 | 1 | 1 | 13 | 6 | 7 | 24 | 34 | 2009 | F - Won 4-3 |
| Tampa Bay | 2 | 1 | 1 | 14 | 7 | 7 | 35 | 40 | 2016 | CF - Won 4-3 |
| Montreal | 2 | 0 | 2 | 13 | 5 | 8 | 33 | 37 | 2010 | CSF - Lost 4-3 |
| Carolina | 1 | 1 | 0 | 4 | 4 | 0 | 20 | 9 | 2009 | CF - Won 4-0 |
| Minnesota | 1 | 1 | 0 | 6 | 4 | 2 | 28 | 16 | 1991 | F - Won 4-2 |
| Nashville | 1 | 1 | 0 | 6 | 4 | 2 | 19 | 13 | 2017 | F - Won 4-2 |
| Oakland | 1 | 1 | 0 | 4 | 4 | 0 | 13 | 6 | 1970 | QF - Won 4-0 |
| San Jose | 1 | 1 | 0 | 6 | 4 | 2 | 15 | 12 | 2016 | F - Won 4-2 |
| Florida | 1 | 0 | 1 | 7 | 3 | 4 | 15 | 20 | 1996 | CF - Lost 4-3 |
| TOTAL | 68 | 40 | 28 | 377 | 206 | 171 | 1160 | 1086 | | |

Coaches' Playoff Records

| COACHES | SERIES | W-L | GAMES | W-L |
|----------------------|-----------|--------------|------------|----------------|
| Dan Bylsma | 13 | 8-5 | 78 | 43-35 |
| Mike Sullivan | 10 | 9-1 | 61 | 38-23 |
| Scott Bowman | 6 | 5-1 | 33 | 23-10 |
| Eddie Johnston | 8 | 3-5 | 46 | 22-24 |
| Bob Johnson | 4 | 4-0 | 24 | 16-8 |
| Michel Therrien | 5 | 3-2 | 25 | 15-10 |
| Ivan Hlinka | 3 | 2-1 | 18 | 9-9 |
| Kevin Constantine | 3 | 1-2 | 19 | 8-11 |
| Gene Ubriaco | 2 | 1-1 | 11 | 7-4 |
| Herb Brooks | 2 | 1-1 | 11 | 6-5 |
| Red Kelly | 3 | 1-2 | 14 | 6-8 |
| Marc Bolleau | 2 | 1-1 | 9 | 5-4 |
| Johnny Wilson | 3 | 1-2 | 12 | 4-8 |
| Ken Schinkel | 2 | 0-2 | 6 | 2-4 |
| Mike Johnston | 1 | 0-1 | 5 | 1-4 |
| Craig Patrick | 1 | 0-1 | 5 | 1-4 |
| TOTAL | 68 | 40-28 | 377 | 206-171 |

Records By Game

| | OVERALL | HOME | ROAD |
|--------------|----------------|---------------|--------------|
| Game One | 34-34 | 25-16 | 9-18 |
| Game Two | 41-27 | 29-13 | 12-14 |
| Game Three | 40-27 | 13-13 | 27-14 |
| Game Four | 33-31 | 11-13 | 22-18 |
| Game Five | 28-27 | 21-11 | 7-16 |
| Game Six | 20-18 | 8-7 | 12-11 |
| Game Seven | 10-7 | 4-7 | 6-0 |
| TOTAL | 206-171 | 111-80 | 95-91 |

Records By Series

| SERIES | PLAYED | W-L |
|--|--------|-------|
| Record in Stanley Cup Final | 6 | 5-1 |
| Record in Semifinals/Conference Finals | 10 | 6-4 |
| Record in Quarterfinals/Division Finals/Conference Semifinals/Second Round | 21 | 10-11 |
| Record in Preliminary Round/Division Semifinals/Conference Quarterfinals/First Round | 31 | 19-12 |
| Record in Two-Game Series | 1 | 1-0 |
| Record in Three-Game Series | 3 | 1-2 |
| Record in Four-Game Series | 9 | 6-3 |
| Record in Five-Game Series | 17 | 9-8 |
| Record in Six-Game Series | 21 | 13-8 |
| Record in Seven-Game Series | 17 | 10-7 |

Miscellaneous Playoff Records

| | | |
|----------------------------|----|--------------------|
| Years in the Playoffs | 33 | |
| Most Consecutive Years | 12 | 2007-18 |
| Most Consecutive Wins | 14 | 5/9/92 to 4/22/93* |
| Most Consecutive Home Wins | 9 | 4/9/08 to 5/2/08 |
| | | 5/9/92 to 4/26/93 |
| Most Consecutive Road Wins | 6 | 5/11/92 to 4/22/93 |

*NHL Record

All-Time Playoff Records

GAMES PLAYED

| | |
|-------------|-----|
| 1. CROSBY | 160 |
| 2. MALKIN | 158 |
| 3. Jagr | 140 |
| 4. LETANG | 128 |
| 5. Kunitz | 126 |
| 6. Fleury | 115 |
| 7. Lemieux | 107 |
| 8. Stevens | 103 |
| 9. Barrasso | 101 |
| 10. Francis | 97 |

POINTS

| | |
|--------------|-----|
| 1. CROSBY | 185 |
| 2. Lemieux | 172 |
| 3. MALKIN | 165 |
| 4. Jagr | 147 |
| 5. Stevens | 106 |
| 6. Francis | 100 |
| 7. LETANG | 79 |
| 8. Kunitz | 76 |
| 9. Murphy | 72 |
| 10. KESSEL | 54 |
| 11. Straka | 46 |
| 12. Gonchar | 44 |
| 13. GUENTZEL | 42 |

GOALS

| | |
|---------------|----|
| 1. Lemieux | 76 |
| 2. CROSBY | 66 |
| 3. Jagr | 65 |
| 4. MALKIN | 62 |
| 5. Stevens | 46 |
| 6. Francis | 32 |
| 7. GUENTZEL | 23 |
| Staal | 23 |
| Kunitz | 23 |
| 10. HORNQVIST | 21 |
| LETANG | 21 |
| 12. KESSEL | 19 |
| Straka | 19 |

ASSISTS

| | |
|-------------|-----|
| 1. CROSBY | 119 |
| 2. MALKIN | 103 |
| 3. Lemieux | 96 |
| 4. Jagr | 82 |
| 5. Francis | 68 |
| 6. Stevens | 60 |
| 7. LETANG | 58 |
| 8. Murphy | 57 |
| 9. Kunitz | 53 |
| 10. Gonchar | 37 |
| 11. KESSEL | 35 |

POWER-PLAY GOALS

| | |
|------------|----|
| 1. Lemieux | 29 |
| 2. MALKIN | 26 |
| 3. Stevens | 20 |
| 4. CROSBY | 19 |
| Jagr | 19 |
| 6. Kunitz | 11 |
| 7. KESSEL | 10 |
| Murphy | 10 |

SHORTHANDED GOALS

| | |
|------------|---|
| 1. Lemieux | 7 |
| 2. Dupuis | 2 |
| Jagr | 2 |
| Errey | 2 |
| Olczyk | 2 |

GAME-WINNING GOALS

| | |
|-------------|----|
| 1. Jagr | 14 |
| 2. MALKIN | 12 |
| 3. Lemieux | 11 |
| 4. CROSBY | 9 |
| Stevens | 9 |
| 6. Francis | 8 |
| 7. GUENTZEL | 7 |
| 8. Kennedy | 6 |

WINS

| | |
|-------------|----|
| 1. Fleury | 62 |
| 2. Barrasso | 56 |
| 3. MURRAY | 28 |
| 4. Wregget | 13 |
| 5. Hedberg | 9 |

GOALS-AGAINST AVG.

| | |
|------------|------|
| 1. Tugnutt | 1.77 |
| 2. Vokoun | 2.01 |
| 3. MURRAY | 2.08 |
| 4. Binkley | 2.10 |
| 5. Hedberg | 2.30 |
| 6. Fleury | 2.65 |

SHUTOUTS

| | |
|------------|----|
| 1. Fleury | 10 |
| 2. MURRAY | 6 |
| Barrasso | 6 |
| 4. Hedberg | 2 |
| Tugnutt | 2 |

All-Time Goaltenders' Playoff Records

| PLAYER | GP | MP | GF | GA | ENG | SO | SAVES | GAA | W-L |
|----------------------|-----|------|-----|-----|-----|----|-------|------|-------|
| Jean-Sebastien Aubin | 1 | 1 | 0 | 0 | 0 | 0 | 0 | 0.00 | 0-0 |
| Jocelyn Thibault | 1 | 8 | 2 | 0 | 0 | 0 | 1 | 0.00 | 0-0 |
| Mathieu Garon | 1 | 24 | 0 | 0 | 0 | 0 | 8 | 0.00 | 0-0 |
| Wendell Young | 1 | 39 | 1 | 1 | 0 | 0 | 10 | 1.54 | 0-0 |
| Ron Tugnutt | 11 | 746 | 29 | 22 | 0 | 2 | 376 | 1.77 | 6-5 |
| Tomas Vokoun | 11 | 685 | 31 | 23 | 0 | 1 | 322 | 2.01 | 6-5 |
| Matt Murray | 44 | 2652 | 136 | 92 | 7 | 6 | 1100 | 2.08 | 28-15 |
| Les Binkley | 7 | 428 | 18 | 15 | 0 | 0 | 183 | 2.10 | 5-2 |
| Johan Hedberg | 18 | 1123 | 38 | 43 | 1 | 2 | 439 | 2.30 | 9-9 |
| Marc-Andre Fleury | 115 | 6874 | 338 | 303 | 7 | 10 | 3002 | 2.65 | 62-51 |
| Gary Inness | 9 | 540 | 27 | 24 | 3 | 0 | 273 | 2.67 | 5-4 |
| Michel Plasse | 3 | 180 | 3 | 8 | 0 | 1 | 85 | 2.67 | 1-2 |
| Ken Wregget | 26 | 1597 | 82 | 78 | 5 | 1 | 816 | 2.86 | 13-12 |
| Tom Barrasso | 101 | 5918 | 334 | 287 | 12 | 6 | 2523 | 2.91 | 56-42 |
| Peter Skudra | 1 | 20 | 2 | 1 | 0 | 0 | 10 | 3.00 | 0-0 |
| Jeff Zatkoff | 2 | 117 | 7 | 6 | 0 | 0 | 59 | 3.08 | 1-1 |
| Frank Pietrangelo | 5 | 288 | 19 | 15 | 1 | 1 | 133 | 3.13 | 4-1 |
| Al Smith | 3 | 180 | 5 | 10 | 0 | 0 | 79 | 3.33 | 1-2 |
| Denis Herron | 10 | 601 | 26 | 35 | 3 | 0 | 298 | 3.49 | 3-7 |
| Jim Rutherford | 4 | 240 | 8 | 14 | 0 | 0 | 131 | 3.50 | 0-4 |
| Greg Millen | 10 | 625 | 35 | 40 | 1 | 0 | 297 | 3.84 | 4-6 |
| Michel Dion | 5 | 310 | 13 | 22 | 0 | 0 | 164 | 4.26 | 2-3 |
| Brent Johnson | 3 | 85 | 4 | 7 | 0 | 0 | 21 | 4.94 | 0-0 |

PLAYER RECORDS

Career

| | | |
|-----------------------|------------|----------------------|
| Games Played | 160 | Sidney Crosby |
| Goals | 76 | Mario Lemieux |
| Assists | 119 | Sidney Crosby |
| Points | 185 | Sidney Crosby |
| Penalty Minutes | 216 | Evgeni Malkin |
| Power-Play Goals | 29 | Mario Lemieux |
| Games Played, Goalie | 115 | Marc-Andre Fleury |
| Wins | 62 | Marc-Andre Fleury |
| Goals-Against Average | 1.77 | Ron Tugnutt |
| Minutes Played | 6874 | Marc-Andre Fleury |

Period

| | | | |
|-----------|----|---|---|
| Goals | 4 | 4/25/89 vs. Philadelphia | Mario Lemieux* |
| Assists | 3 | 5/8/95 vs. Washington 4/19/91 vs. Washington 4/25/89 vs. Philadelphia | Ron Francis Paul Coffey Mario Lemieux |
| Points | 4 | 4/23/92 vs. Washington 4/25/89 vs. Philadelphia | Lemieux [2+2]* Lemieux [4+0]* |
| Shots | 7 | 4/16/08 at Ottawa 4/11/91 vs. New Jersey | Marian Hossa Larry Murphy |
| Penalties | 6 | 4/13/80 at Boston | Kim Clackson |
| PIMs | 26 | 4/13/80 at Boston | Kim Clackson |
| Saves | 27 | 4/21/97 vs. Philadelphia | Ken Wregget |

**NHL record*

Series

| | | | |
|---------|----|---|------------------------------|
| Goals | 9 | 1989 vs. Philadelphia | Mario Lemieux |
| Assists | 11 | 1995 vs. Washington | Ron Francis |
| Points | 17 | 1992 vs. Washington | Mario Lemieux |
| PIMs | 43 | 1989 vs. NY Rangers 1970 vs. St. Louis | Randy Hillier Tracy Pratt |

Year

| | | | |
|---------------------|------------|-------------|----------------------|
| Goals | 17 | 1991 | Kevin Stevens |
| Assists | 28 | 1991 | Mario Lemieux |
| Points | 44 | 1991 | Mario Lemieux |
| Penalty Minutes | 66 | 1989 | Phil Bourque |
| Power-Play Goals | 8 | 1992 | Mario Lemieux |
| Game-Winning Goals | 5 | 2017 | Jake Guentzel |
| | | 1992 | Mario Lemieux |
| Shots | 104 | 2009 | Evgeni Malkin |
| Goals, Defenseman | 5 | 2010 | Kris Letang |
| | | 1991 | Larry Murphy |
| Assists, Defenseman | 18 | 1991 | Larry Murphy |
| Points, Defenseman | 23 | 1991 | Larry Murphy |
| Saves | 686 | 2009 | Marc-Andre Fleury |

Game

| | | | |
|-----------|----------|---|-------------------------------|
| Goals | 5 | 4/25/89 vs. Philadelphia | Mario Lemieux |
| Assists | 4 | Nine Times - Last Time 5/22/13 at Ottawa | Kris Letang |
| Points | 8 | 4/25/89 vs. Philadelphia | Lemieux [5+3]* |
| Shots | 12 | 4/24/96 at Washington 4/29/92 vs. Washington | Jaromir Jagr Kevin Stevens |
| Penalties | 8 | 4/13/80 at Boston | Kim Clackson |
| PIMs | 32 | 4/19/70 at St. Louis | Tracy Pratt |
| Saves | 70 | 5/4/00 vs. Philadelphia | Ron Tugnutt |

**NHL record*

Streaks

| | | | |
|------------------|---------------|-----------------------------------|---|
| Goals | 7 games | 4/26/96-5/11/96 5/3/91-5/17/91 | Mario Lemieux [10] Mario Lemieux [8] |
| Assists | 10 games | 4/19/91-5/11/91 | Mario Lemieux [16] |
| Points | 15 games | 4/13/91-5/17/91 | Mario Lemieux [11+18] |
| Shutout Sequence | 225:49 | 6/5/17-4/13/18 | Matt Murray (multiple seasons) |
| | 154:33 | 4/21/00-4/29/00 | Ron Tugnutt (single season) |

OVERTIME GAMES

| DATE | PLAYER | TIME | OPPONENT | GAME # | RESULT | SCORE |
|----------|-------------------------|--------------|-------------------------|---------------|----------|------------|
| 05/07/18 | Evgeny Kuznetsov | 5:27 | vs. Washington | Game 6 | L | 1-2 |
| 05/25/17 | Chris Kunitz | 25:09 | vs. Ottawa | Game 7 | W | 3-2 |
| 05/13/17 | Bobby Ryan | 4:59 | at Ottawa | Game 1 | L | 1-2 |
| 05/01/17 | Kevin Shattenkirk | 3:13 | vs. Washington | Game 3 | L | 2-3 |
| 4/16/17 | Jake Guentzel | 13:10 | at Columbus | Game 3 | W | 5-4 |
| 6/4/16 | Joonas Donskoi | 12:18 | at San Jose | Game 3 | L | 2-3 |
| 6/1/16 | Conor Sheary | 2:35 | vs. San Jose | Game 2 | W | 2-1 |
| 5/22/16 | Tyler Johnson | 0:53 | vs. Tampa Bay | Game 5 | L | 3-4 |
| 5/16/16 | Sidney Crosby | 0:40 | vs. Tampa Bay | Game 2 | W | 3-2 |
| 5/10/16 | Nick Bonino | 6:32 | vs. Washington | Game 6 | W | 4-3 |
| 5/4/16 | Patric Hornqvist | 2:34 | vs. Washington | Game 4 | W | 3-2 |
| 4/28/16 | T.J. Oshie | 9:33 | at Washington | Game 1 | L | 3-4 |
| 4/24/15 | Carl Hagelin | 10:52 | at NY Rangers | Game 5 | L | 1-2 |
| 4/22/15 | Kevin Hayes | 3:14 | vs. NY Rangers | Game 4 | L | 1-2 |
| 5/2/14 | Derick Brassard | 3:06 | vs. NY Rangers | Game 1 | L | 2-3 |
| 4/23/14 | Nick Foligno | 2:49 | at Columbus | Game 4 | L | 3-4 |
| 4/19/14 | Matt Calvert | 21:10 | vs. Columbus | Game 2 | L | 3-4 |
| 6/5/13 | Patrice Bergeron | 35:19 | at Boston | Game 3 | L | 1-2 |
| 5/19/13 | Colin Greening | 27:39 | at Ottawa | Game 3 | L | 1-2 |
| 5/11/13 | Brooks Orpik | 7:49 | at NY Islanders | Game 6 | W | 4-3 |
| 5/5/13 | Chris Kunitz | 8:44 | at NY Islanders | Game 3 | W | 5-4 |
| 4/11/12 | Jakub Voracek | 2:23 | vs. Philadelphia | Game 1 | L | 3-4 |
| 4/20/11 | James Neal | 23:38 | at Tampa Bay | Game 4 | W | 3-2 |
| 4/24/10 | Pascal Dupuis | 9:56 | at Ottawa | Game 6 | W | 4-3 |
| 4/22/10 | Matt Carkner | 47:06 | vs. Ottawa | Game 5 | L | 3-4 |
| 5/11/09 | David Steckel | 6:22 | vs. Washington | Game 6 | L | 4-5 |
| 5/9/09 | Evgeni Malkin | 3:28 | at Washington | Game 5 | W | 4-3 |
| 5/6/09 | Kris Letang | 11:23 | vs. Washington | Game 3 | W | 3-2 |
| 4/17/09 | Bill Guerin | 18:29 | vs. Philadelphia | Game 2 | W | 3-2 |
| 6/2/08 | Petr Sykora | 49:57 | at Detroit | Game 5 | W | 4-3 |
| 5/4/08 | Marian Hossa | 7:10 | vs. NY Rangers | Game 5 | W | 3-2 |

OVERALL OVERTIME RECORD: 30-30 HOME OVERTIME RECORD: 18-19 ROAD OVERTIME RECORD: 12-11

OVERTIME GAMES CONTINUED

| DATE | PLAYER | TIME | OPPONENT | GAME # | RESULT | SCORE |
|---------|--------------------|-------|------------------|--------|--------|-------|
| 5/10/01 | Darius Kasparaitis | 13:01 | at Buffalo | Game 7 | W | 3-2 |
| 5/8/01 | Martin Straka | 11:29 | vs. Buffalo | Game 6 | W | 3-2 |
| 5/5/01 | Stu Barnes | 8:34 | at Buffalo | Game 5 | L | 2-3 |
| 4/23/01 | Martin Straka | 13:04 | vs. Washington | Game 6 | W | 4-3 |
| 4/18/01 | Jeff Halpern | 4:01 | vs. Washington | Game 4 | L | 3-4 |
| 5/4/00 | Keith Primeau | 92:01 | vs. Philadelphia | Game 4 | L | 1-2 |
| 5/2/00 | Andy Delmore | 11:01 | vs. Philadelphia | Game 3 | L | 3-4 |
| 4/15/00 | Jaromir Jagr | 5:49 | vs. Washington | Game 2 | W | 2-1 |
| 5/17/99 | Garry Valk | 1:58 | vs. Toronto | Game 6 | L | 3-4 |
| 5/13/99 | Sergei Berezin | 2:18 | vs. Toronto | Game 4 | L | 2-3 |
| 5/2/99 | Jaromir Jagr | 8:59 | vs. New Jersey | Game 6 | W | 3-2 |
| 4/23/98 | Benoit Brunet | 18:43 | vs. Montreal | Game 1 | L | 2-3 |
| 4/24/96 | Petr Nedved | 79:15 | at Washington | Game 4 | W | 3-2 |
| 5/26/95 | Neil Broten | 18:36 | at New Jersey | Game 4 | L | 1-2 |
| 5/14/95 | Luc Robitaille | 4:30 | vs. Washington | Game 5 | W | 6-5 |
| 5/14/93 | David Volek | 5:16 | vs. NY Islanders | Game 7 | L | 3-4 |
| 5/17/92 | Jaromir Jagr | 9:44 | vs. Boston | Game 1 | W | 4-3 |
| 5/9/92 | Ron Francis | 2:47 | vs. NY Rangers | Game 4 | W | 5-4 |
| 5/7/92 | Kris King | 1:29 | vs. NY Rangers | Game 3 | L | 5-6 |
| 5/3/91 | Vladimir Ruzicka | 8:14 | at Boston | Game 2 | L | 4-5 |
| 4/19/91 | Kevin Stevens | 8:10 | vs. Washington | Game 2 | W | 7-6 |
| 4/5/91 | Jaromir Jagr | 8:52 | vs. New Jersey | Game 2 | W | 5-4 |
| 4/21/89 | Phil Bourque | 12:08 | at Philadelphia | Game 3 | W | 4-3 |
| 4/13/82 | John Tonelli | 6:10 | at NY Islanders | Game 5 | L | 3-4 |
| 4/10/82 | Rick Kehoe | 4:14 | vs. NY Islanders | Game 3 | W | 2-1 |
| 4/14/81 | Mike Crombeen | 25:16 | at St. Louis | Game 5 | L | 3-4 |
| 4/14/79 | George Ferguson | 0:47 | at Buffalo | Game 3 | W | 4-3 |
| 4/9/72 | Pit Martin | 0:12 | vs. Chicago | Game 4 | L | 5-6 |
| 4/12/70 | Michel Briere | 8:28 | at Oakland | Game 4 | W | 3-2 |

OVERALL OVERTIME RECORD: 30-30 HOME OVERTIME RECORD: 18-19 ROAD OVERTIME RECORD: 12-11

PLAYOFF SCORING

| PLAYER | GP | G | A | PTS | PIMS | PLAYER | GP | G | A | PTS | PIMS |
|-----------------------------|------------|-----------|------------|------------|------------|------------------------|----|---|----|-----|------|
| 1. SIDNEY CROSBY | 160 | 66 | 119 | 185 | 77 | 49. Matt Niskanen | 39 | 3 | 12 | 15 | 25 |
| 2. Mario Lemieux | 107 | 76 | 96 | 172 | 87 | 50. Brooks Orpik | 92 | 2 | 13 | 15 | 88 |
| 3. EVGENI MALKIN | 158 | 62 | 103 | 165 | 216 | 51. Sergei Zubov | 18 | 1 | 14 | 15 | 26 |
| 4. Jaromir Jagr | 140 | 65 | 82 | 147 | 121 | 52. Rod Schutt | 22 | 8 | 6 | 14 | 26 |
| 5. Kevin Stevens | 103 | 46 | 60 | 106 | 170 | 53. Ruslan Fedotenko | 32 | 7 | 7 | 14 | 8 |
| 6. Ron Francis | 97 | 32 | 68 | 100 | 67 | 54. Bryan Trottier | 46 | 7 | 7 | 14 | 57 |
| 7. KRIS LETANG | 128 | 21 | 58 | 79 | 134 | 55. Randy Carlyle | 22 | 6 | 8 | 14 | 41 |
| 8. Chris Kunitz | 126 | 23 | 53 | 76 | 113 | 56. Ron Schock | 29 | 2 | 12 | 14 | 23 |
| 9. Larry Murphy | 74 | 15 | 57 | 72 | 73 | 57. Ian Cole | 54 | 1 | 13 | 14 | 44 |
| 10. PHIL KESSEL | 61 | 19 | 35 | 54 | 8 | 58. Bob Errey | 49 | 9 | 4 | 13 | 51 |
| 11. Martin Straka | 65 | 19 | 27 | 46 | 30 | 59. Jussi Jokinen | 21 | 7 | 6 | 13 | 14 |
| 12. Sergei Gonchar | 60 | 7 | 37 | 44 | 26 | 60. Ron Stackhouse | 32 | 5 | 8 | 13 | 38 |
| 13. JAKE GUENTZEL | 37 | 23 | 19 | 42 | 18 | 61. Mark Eaton | 50 | 4 | 9 | 13 | 14 |
| 14. Mark Recchi | 29 | 10 | 28 | 38 | 33 | 62. Jiri Slegr | 29 | 3 | 10 | 13 | 33 |
| 15. Rick Tocchet | 32 | 15 | 22 | 37 | 68 | 63. Brandon Sutter | 33 | 8 | 4 | 12 | 4 |
| 16. PATRIC HORNQVIST | 58 | 21 | 15 | 36 | 52 | 64. Craig Adams | 77 | 7 | 5 | 12 | 64 |
| 17. Jordan Staal | 73 | 23 | 13 | 36 | 34 | 65. Tomas Sandstrom | 36 | 7 | 5 | 12 | 50 |
| 18. Maxime Talbot | 66 | 14 | 19 | 33 | 87 | 66. Jarome Iginla | 15 | 4 | 8 | 12 | 16 |
| 19. Pascal Dupuis | 77 | 14 | 19 | 33 | 44 | 67. Paul Stanton | 44 | 2 | 10 | 12 | 66 |
| 20. Joe Mullen | 62 | 16 | 15 | 31 | 20 | 68. Luc Robitaille | 12 | 7 | 4 | 11 | 26 |
| 21. Alex Kovalev | 46 | 12 | 18 | 30 | 50 | 69. Gregg Sheppard | 17 | 4 | 7 | 11 | 2 |
| 22. Tyler Kennedy | 76 | 12 | 15 | 27 | 25 | 70. John Cullen | 20 | 3 | 8 | 11 | 36 |
| 23. Marian Hossa | 20 | 12 | 14 | 26 | 12 | 71. Jock Callander | 22 | 3 | 8 | 11 | 12 |
| 24. Paul Coffey | 23 | 4 | 22 | 26 | 37 | 72. Pierre Larouche | 15 | 2 | 9 | 11 | 2 |
| 25. JUSTIN SCHULTZ | 48 | 5 | 20 | 25 | 6 | 73. Trevor Daley | 36 | 2 | 9 | 11 | 34 |
| 26. Phil Bourque | 56 | 13 | 12 | 25 | 107 | 74. Lowell MacDonald | 15 | 6 | 4 | 10 | 8 |
| 27. Nick Bonino | 45 | 8 | 17 | 25 | 14 | 75. Petr Sykora | 27 | 6 | 4 | 10 | 16 |
| 28. Bill Guerin | 35 | 11 | 13 | 24 | 17 | 76. Janne Laukkanen | 29 | 4 | 6 | 10 | 24 |
| 29. Jan Hrdina | 40 | 10 | 14 | 24 | 22 | 77. Andrew Ference | 18 | 3 | 7 | 10 | 16 |
| 30. Paul Martin | 43 | 3 | 21 | 24 | 14 | 78. Alex Goligoski | 15 | 2 | 8 | 10 | 2 |
| 31. Petr Nedved | 23 | 11 | 12 | 23 | 28 | 79. Ben Lovejoy | 38 | 2 | 8 | 10 | 16 |
| 32. James Neal | 38 | 11 | 11 | 22 | 50 | 80. J.J. Daigneault | 17 | 1 | 9 | 10 | 36 |
| 33. Troy Loney | 66 | 8 | 14 | 22 | 97 | 81. Dan Quinn | 11 | 6 | 3 | 9 | 10 |
| 34. BRYAN RUST | 58 | 16 | 5 | 21 | 20 | 82. Bob Kelly | 15 | 6 | 3 | 9 | 23 |
| 35. CARL HAGELIN | 48 | 10 | 11 | 21 | 35 | 83. Bryan Smolinski | 18 | 5 | 4 | 9 | 10 |
| 36. BRIAN DUMOULIN | 66 | 4 | 17 | 21 | 10 | 84. Aleksey Morozov | 39 | 4 | 5 | 9 | 8 |
| 37. OLLI MAATTA | 68 | 2 | 19 | 21 | 20 | 85. Kip Miller | 13 | 2 | 7 | 9 | 19 |
| 38. Matt Cooke | 58 | 5 | 16 | 21 | 95 | 86. Dave Roche | 16 | 2 | 7 | 9 | 51 |
| 39. Rick Kehoe | 37 | 4 | 17 | 21 | 2 | 87. Colin Campbell | 19 | 2 | 7 | 9 | 51 |
| 40. CONOR SHEARY | 57 | 6 | 13 | 19 | 17 | 88. Zarley Zalapski | 11 | 1 | 8 | 9 | 13 |
| 41. Rob Brown | 41 | 9 | 10 | 19 | 34 | 89. Michel Briere | 10 | 5 | 3 | 8 | 17 |
| 42. Robert Lang | 45 | 7 | 12 | 19 | 6 | 90. Mike Bullard | 9 | 4 | 4 | 8 | 4 |
| 43. Jean Pronovost | 29 | 9 | 9 | 18 | 12 | 91. Gary Roberts | 16 | 4 | 4 | 8 | 34 |
| 44. Shawn McEachern | 48 | 6 | 11 | 17 | 24 | 92. Syl Apps | 19 | 4 | 4 | 8 | 23 |
| 45. Ryan Malone | 25 | 6 | 10 | 16 | 25 | 93. Kevin Hatcher | 24 | 4 | 4 | 8 | 20 |
| 46. Ulf Samuelsson | 66 | 4 | 12 | 16 | 123 | 94. German Titov | 11 | 3 | 5 | 8 | 4 |
| 47. MATT CULLEN | 49 | 6 | 9 | 15 | 32 | 95. Randy Cunneynworth | 11 | 3 | 5 | 8 | 26 |
| 48. George Ferguson | 22 | 4 | 11 | 15 | 13 | 96. Greg Malone | 18 | 3 | 5 | 8 | 32 |

PITTSBURGH PENGUINS PLAYOFF SCORING

| PLAYER | GP | G | A | PTS | PIMS | PLAYER | GP | G | A | PTS | PIMS |
|-----------------------------|-----------|----------|----------|----------|----------|---------------------------|-----------|----------|----------|----------|----------|
| 97. Glen Murray | 18 | 2 | 6 | 8 | 10 | 147. Wayne Primeau | 18 | 1 | 3 | 4 | 2 |
| 98. Ron Hainsey | 25 | 2 | 6 | 8 | 6 | 148. Dave Burrows | 20 | 1 | 3 | 4 | 16 |
| 99. Ryan Whitney | 25 | 2 | 6 | 8 | 31 | 149. Joe Dziedzic | 21 | 1 | 3 | 4 | 23 |
| 100. Peter Taglianetti | 39 | 1 | 7 | 8 | 83 | 150. Francois Leroux | 33 | 1 | 3 | 4 | 34 |
| 101. Rob Scuderi | 67 | 1 | 7 | 8 | 16 | 151. Keith McCreary | 11 | 0 | 4 | 4 | 6 |
| 102. Peter Lee | 19 | 0 | 8 | 8 | 4 | 152. Fredrik Olausson | 11 | 0 | 4 | 4 | 2 |
| 103. Chris Tamer | 37 | 0 | 8 | 8 | 52 | 153. RILEY SHEAHAN | 12 | 1 | 2 | 3 | 2 |
| 104. Ken Schinkel | 13 | 6 | 1 | 7 | 4 | 154. DOMINIK SIMON | 8 | 0 | 3 | 3 | 4 |
| 105. Vic Hadfield | 10 | 5 | 2 | 7 | 11 | 155. CARTER ROWNEY | 23 | 0 | 3 | 3 | 4 |
| 106. Mark Johnson | 10 | 4 | 3 | 7 | 6 | 156. Bob Leiter | 4 | 3 | 0 | 3 | 0 |
| 107. Stu Barnes | 11 | 3 | 4 | 7 | 2 | 157. Jim Hamilton | 6 | 3 | 0 | 3 | 0 |
| 108. Tom Kuhnhackl | 47 | 3 | 4 | 7 | 8 | 158. Eddie Olczyk | 11 | 3 | 0 | 3 | 16 |
| 109. Paul Gardner | 10 | 2 | 5 | 7 | 10 | 159. Andre St. Laurent | 5 | 2 | 1 | 3 | 8 |
| 110. Dean Prentice | 12 | 2 | 5 | 7 | 8 | 160. Brian Gibbons | 8 | 2 | 1 | 3 | 2 |
| 111. Scott Young | 17 | 1 | 6 | 7 | 2 | 161. Blair Chapman | 10 | 2 | 1 | 3 | 9 |
| 112. Ian Moran | 61 | 1 | 6 | 7 | 20 | 162. Troy Murray | 12 | 2 | 1 | 3 | 12 |
| 113. Kjell Samuelsson | 44 | 0 | 7 | 7 | 72 | 163. Lee Stempniak | 13 | 2 | 1 | 3 | 6 |
| 114. Tom Barrasso | 101 | 0 | 7 | 7 | 36 | 164. Douglas Murray | 15 | 2 | 1 | 3 | 32 |
| 115. Gary McAdam | 12 | 3 | 3 | 6 | 9 | 165. Brad Werenka | 19 | 2 | 1 | 3 | 14 |
| 116. Scott Wilson | 23 | 3 | 3 | 6 | 11 | 166. Rene Corbet | 24 | 2 | 1 | 3 | 21 |
| 117. Steve Sullivan | 6 | 2 | 4 | 6 | 4 | 167. Jarkko Ruutu | 25 | 2 | 1 | 3 | 36 |
| 118. Chuck Arnason | 9 | 2 | 4 | 6 | 4 | 168. Chris Joseph | 25 | 2 | 1 | 3 | 20 |
| 119. Beau Bennett | 21 | 2 | 4 | 6 | 8 | 169. Wally Boyer | 10 | 1 | 2 | 3 | 0 |
| 120. Jiri Hrdina | 35 | 2 | 4 | 6 | 22 | 170. Dunc McCallum | 10 | 1 | 2 | 3 | 12 |
| 121. Miroslav Satan | 17 | 1 | 5 | 6 | 11 | 171. Bob Woytowich | 10 | 1 | 2 | 3 | 2 |
| 122. Mike Ramsey | 13 | 0 | 6 | 6 | 4 | 172. Georges Laraque | 17 | 1 | 2 | 3 | 4 |
| 123. Orest Kindrachuk | 7 | 4 | 1 | 5 | 7 | 173. Jason Woolley | 5 | 0 | 3 | 3 | 0 |
| 124. Jeff Daniels | 12 | 3 | 2 | 5 | 0 | 174. Greg Hotham | 5 | 0 | 3 | 3 | 6 |
| 125. Kevin Miller | 18 | 3 | 2 | 5 | 8 | 175. Jim Morrison | 8 | 0 | 3 | 3 | 10 |
| 126. Tyler Wright | 30 | 3 | 2 | 5 | 40 | 176. Russ Anderson | 10 | 0 | 3 | 3 | 28 |
| 127. Ross Lonsberry | 17 | 2 | 3 | 5 | 13 | 177. Bryan Hextall | 14 | 0 | 3 | 3 | 43 |
| 128. Alexei Ponikarovsky | 11 | 1 | 4 | 5 | 4 | 178. Bob Boughner | 29 | 0 | 3 | 3 | 37 |
| 129. Norm Maciver | 12 | 1 | 4 | 5 | 8 | 179. Hal Gill | 44 | 0 | 3 | 3 | 18 |
| 130. Dave Tippett | 12 | 1 | 4 | 5 | 14 | 180. Mike Needham | 14 | 2 | 0 | 2 | 4 |
| 131. Jim Paek | 27 | 1 | 4 | 5 | 8 | 181. Stan Gilbertson | 3 | 1 | 1 | 2 | 2 |
| 132. Gord Roberts | 43 | 1 | 4 | 5 | 95 | 182. Nick Libbett | 5 | 1 | 1 | 2 | 0 |
| 133. Tom Bladon | 8 | 0 | 5 | 5 | 2 | 183. Rick MacLeish | 5 | 1 | 1 | 2 | 0 |
| 134. Jim Johnson | 11 | 0 | 5 | 5 | 44 | 184. Kevin McClelland | 5 | 1 | 1 | 2 | 5 |
| 135. Josef Beranek | 29 | 0 | 5 | 5 | 8 | 185. Nick Spaling | 5 | 1 | 1 | 2 | 4 |
| 136. DERICK BRASSARD | 12 | 1 | 3 | 4 | 4 | 186. Bob Stewart | 5 | 1 | 1 | 2 | 2 |
| 137. Pat Boutette | 5 | 3 | 1 | 4 | 8 | 187. Dave Michayluk | 7 | 1 | 1 | 2 | 0 |
| 138. Arron Asham | 10 | 3 | 1 | 4 | 12 | 188. Pat Price | 10 | 1 | 1 | 2 | 49 |
| 139. Nick Harbaruk | 14 | 3 | 1 | 4 | 20 | 189. Brad Lauer | 12 | 1 | 1 | 2 | 4 |
| 140. Adam Hall | 17 | 3 | 1 | 4 | 8 | 190. Mike Rupp | 18 | 1 | 1 | 2 | 12 |
| 141. Eric Fehr | 23 | 3 | 1 | 4 | 6 | 191. Grant Jennings | 38 | 1 | 1 | 2 | 38 |
| 142. Mario Faubert | 10 | 2 | 2 | 4 | 6 | 192. Mark Streit | 3 | 0 | 2 | 2 | 0 |
| 143. Duane Rupp | 10 | 2 | 2 | 4 | 8 | 193. Darryl Edestrand | 4 | 0 | 2 | 2 | 0 |
| 144. Brenden Morrow | 14 | 2 | 2 | 4 | 8 | 194. Greg Polis | 4 | 0 | 2 | 2 | 0 |
| 145. Darius Kasparaitis | 38 | 2 | 2 | 4 | 50 | 195. Steve Downie | 5 | 0 | 2 | 2 | 4 |
| 146. Philippe Boucher | 9 | 1 | 3 | 4 | 4 | 196. Michel Ouellet | 5 | 0 | 2 | 2 | 6 |

PITTSBURGH PENGUINS PLAYOFF SCORING

| PLAYER | GP | G | A | PTS | PIMS |
|------------------------------|-----------|----------|----------|----------|----------|
| 197. Glen Sather | 10 | 0 | 2 | 2 | 17 |
| 198. Gord Dineen | 11 | 0 | 2 | 2 | 8 |
| 199. Mark Letestu | 11 | 0 | 2 | 2 | 0 |
| 200. Zbynek Michalek | 13 | 0 | 2 | 2 | 0 |
| 201. Val Fonteyne | 14 | 0 | 2 | 2 | 2 |
| 202. Matthew Barnaby | 24 | 0 | 2 | 2 | 64 |
| 203. M-A Fleury | 115 | 0 | 2 | 2 | 4 |
| 204. JAMIE OLEKSIAK | 12 | 1 | 0 | 1 | 7 |
| 205. ZACH ASTON-REESE | 9 | 0 | 1 | 1 | 4 |
| 206. John Slaney | 2 | 1 | 0 | 1 | 2 |
| 207. Len Barrie | 4 | 1 | 0 | 1 | 8 |
| 208. Blake Comeau | 5 | 1 | 0 | 1 | 8 |
| 209. Greg Johnson | 5 | 1 | 0 | 1 | 2 |
| 210. Chris Conner | 8 | 1 | 0 | 1 | 0 |
| 211. Peter Laframboise | 9 | 1 | 0 | 1 | 0 |
| 212. Pat Falloon | 10 | 1 | 0 | 1 | 2 |
| 213. Greg Andrusak | 12 | 1 | 0 | 1 | 6 |
| 214. Bobby Dollas | 13 | 1 | 0 | 1 | 6 |
| 215. Tanner Glass | 13 | 1 | 0 | 1 | 8 |
| 216. Dan Kesa | 13 | 1 | 0 | 1 | 0 |
| 217. Randy Gilhen | 16 | 1 | 0 | 1 | 14 |
| 218. Pete Mahovlich | 2 | 0 | 1 | 1 | 0 |
| 219. Don Awrey | 3 | 0 | 1 | 1 | 0 |
| 220. Wayne Bianchin | 3 | 0 | 1 | 1 | 6 |
| 221. Jacques Cossette | 3 | 0 | 1 | 1 | 4 |
| 222. Dave McLlwain | 3 | 0 | 1 | 1 | 0 |
| 223. Eric Tangradi | 3 | 0 | 1 | 1 | 0 |
| 224. Ed Van Impe | 3 | 0 | 1 | 1 | 2 |
| 225. Tim Horton | 4 | 0 | 1 | 1 | 2 |
| 226. Al McDonough | 4 | 0 | 1 | 1 | 0 |
| 227. Eddie Shack | 4 | 0 | 1 | 1 | 15 |
| 228. Colby Armstrong | 5 | 0 | 1 | 1 | 11 |
| 229. David Perron | 5 | 0 | 1 | 1 | 4 |
| 230. Frank Pietrangelo | 5 | 0 | 1 | 1 | 2 |
| 231. Gary Rissling | 5 | 0 | 1 | 1 | 4 |
| 232. Greg Brown | 6 | 0 | 1 | 1 | 4 |
| 233. Richard Park | 6 | 0 | 1 | 1 | 4 |
| 234. Barry Wilkins | 6 | 0 | 1 | 1 | 4 |
| 235. Marc Chorney | 7 | 0 | 1 | 1 | 2 |
| 236. Bob Paradise | 7 | 0 | 1 | 1 | 17 |
| 237. Robert Bortuzzo | 8 | 0 | 1 | 1 | 4 |
| 238. Bob McManama | 8 | 0 | 1 | 1 | 6 |
| 239. Dennis Owchar | 8 | 0 | 1 | 1 | 6 |
| 240. Dave Hannan | 8 | 0 | 1 | 1 | 4 |
| 241. Marcel Goc | 9 | 0 | 1 | 1 | 4 |
| 242. Paul Baxter | 10 | 0 | 1 | 1 | 42 |
| 243. Tracy Pratt | 10 | 0 | 1 | 1 | 51 |
| 244. Alex Hicks | 11 | 0 | 1 | 1 | 4 |
| 245. Marc Bergevin | 12 | 0 | 1 | 1 | 2 |
| 246. Deryk Engelland | 13 | 0 | 1 | 1 | 22 |

| PLAYER | GP | G | A | PTS | PIMS |
|---------------------------|-----------|----------|----------|----------|----------|
| 247. Dmitri Mironov | 15 | 0 | 1 | 1 | 10 |
| 248. Randy Hillier | 17 | 0 | 1 | 1 | 73 |
| 249. Neil Wilkinson | 20 | 0 | 1 | 1 | 18 |
| 250. Joe Vitale | 23 | 0 | 1 | 1 | 22 |
| 251. Ken Wregget | 26 | 0 | 1 | 1 | 9 |
| 252. Hans Jonsson | 27 | 0 | 1 | 1 | 14 |
| 253. CHAD RUHWEDEL | 18 | 0 | 0 | 0 | 6 |
| 254. MATT MURRAY | 44 | 0 | 0 | 0 | 4 |
| 255. Jean-Sebastien Aubin | 1 | 0 | 0 | 0 | 0 |
| 256. Drake Berehowsky | 1 | 0 | 0 | 0 | 0 |
| 257. Larry DePalma | 1 | 0 | 0 | 0 | 0 |
| 258. Steve Dykstra | 1 | 0 | 0 | 0 | 2 |
| 259. Nils Ekman | 1 | 0 | 0 | 0 | 0 |
| 260. Maxim Galanov | 1 | 0 | 0 | 0 | 0 |
| 261. Mathieu Garon | 1 | 0 | 0 | 0 | 0 |
| 262. Steve Gatzos | 1 | 0 | 0 | 0 | 0 |
| 263. Tuomas Gronman | 1 | 0 | 0 | 0 | 0 |
| 264. Greg Hawgood | 1 | 0 | 0 | 0 | 0 |
| 265. Victor Ignatjev | 1 | 0 | 0 | 0 | 2 |
| 266. Andreas Johansson | 1 | 0 | 0 | 0 | 0 |
| 267. Paul Marshall | 1 | 0 | 0 | 0 | 0 |
| 268. Peter Skudra | 1 | 0 | 0 | 0 | 0 |
| 269. Jocelyn Thibault | 1 | 0 | 0 | 0 | 0 |
| 270. Wendell Young | 1 | 0 | 0 | 0 | 0 |
| 271. Richard Zemlak | 1 | 0 | 0 | 0 | 10 |
| 272. Mike Corrigan | 2 | 0 | 0 | 0 | 0 |
| 273. Chris Dahlquist | 2 | 0 | 0 | 0 | 0 |
| 274. Todd Hlushko | 2 | 0 | 0 | 0 | 0 |
| 275. Jayson Megna | 2 | 0 | 0 | 0 | 0 |
| 276. Derrick Pouliot | 2 | 0 | 0 | 0 | 2 |
| 277. Michal Rozsival | 2 | 0 | 0 | 0 | 4 |
| 278. Bob Simpson | 2 | 0 | 0 | 0 | 0 |
| 279. Oskar Sundqvist | 2 | 0 | 0 | 0 | 0 |
| 280. Lex Hudson | 2 | 0 | 0 | 0 | 0 |
| 281. Jeff Zatkoff | 2 | 0 | 0 | 0 | 0 |
| 282. Brent Johnson | 3 | 0 | 0 | 0 | 2 |
| 283. Craig Muni | 3 | 0 | 0 | 0 | 0 |
| 284. Larry Bignell | 3 | 0 | 0 | 0 | 2 |
| 285. Brian Bonin | 3 | 0 | 0 | 0 | 0 |
| 286. Randy Boyd | 3 | 0 | 0 | 0 | 11 |
| 287. Kim Clackson | 3 | 0 | 0 | 0 | 37 |
| 288. Corey Foster | 3 | 0 | 0 | 0 | 4 |
| 289. Al Smith | 3 | 0 | 0 | 0 | 0 |
| 290. Simon Nolet | 3 | 0 | 0 | 0 | 0 |
| 291. Ronald Petrovicky | 3 | 0 | 0 | 0 | 2 |
| 292. Michel Plasse | 3 | 0 | 0 | 0 | 0 |
| 293. Brian Strait | 3 | 0 | 0 | 0 | 0 |
| 294. Josh Archibald | 4 | 0 | 0 | 0 | 2 |
| 295. Stefan Bergkvist | 4 | 0 | 0 | 0 | 2 |
| 296. Steve Cardwell | 4 | 0 | 0 | 0 | 2 |

PITTSBURGH PENGUINS PLAYOFF SCORING

| PLAYER | GP | G | A | PTS | PIMS |
|------------------------|----|---|---|-----|------|
| 297. Erik Christensen | 4 | 0 | 0 | 0 | 6 |
| 298. Kim Davis | 4 | 0 | 0 | 0 | 0 |
| 299. Pat Graham | 4 | 0 | 0 | 0 | 2 |
| 300. Jim Rutherford | 4 | 0 | 0 | 0 | 0 |
| 301. Mike Stapleton | 4 | 0 | 0 | 0 | 0 |
| 302. Dale Tallon | 4 | 0 | 0 | 0 | 4 |
| 303. Taylor Chorney | 5 | 0 | 0 | 0 | 2 |
| 304. Michel Dion | 5 | 0 | 0 | 0 | 0 |
| 305. Rusty Fitzgerald | 5 | 0 | 0 | 0 | 4 |
| 306. Pat Hughes | 5 | 0 | 0 | 0 | 21 |
| 307. Jay McKee | 5 | 0 | 0 | 0 | 2 |
| 308. Dan LaCouture | 5 | 0 | 0 | 0 | 2 |
| 309. Maxim Lapierre | 5 | 0 | 0 | 0 | 0 |
| 310. Josef Melichar | 5 | 0 | 0 | 0 | 2 |
| 311. Krzysztof Oliwa | 5 | 0 | 0 | 0 | 16 |
| 312. Sean Pronger | 5 | 0 | 0 | 0 | 4 |
| 313. Daniel Winnik | 5 | 0 | 0 | 0 | 2 |
| 314. Doug Brown | 6 | 0 | 0 | 0 | 2 |
| 315. Simon Despres | 6 | 0 | 0 | 0 | 2 |
| 316. Les Binkley | 7 | 0 | 0 | 0 | 0 |
| 317. Bob Blackburn | 7 | 0 | 0 | 0 | 4 |
| 318. Martin Sonnenberg | 7 | 0 | 0 | 0 | 0 |
| 319. Jordan Leopold | 8 | 0 | 0 | 0 | 2 |
| 320. Milan Kraft | 8 | 0 | 0 | 0 | 2 |
| 321. Jim McKenzie | 8 | 0 | 0 | 0 | 4 |
| 322. Alek Stojanov | 9 | 0 | 0 | 0 | 19 |
| 323. Rod Buskas | 10 | 0 | 0 | 0 | 23 |
| 324. Dennis Herron | 10 | 0 | 0 | 0 | 5 |
| 325. Greg Millen | 10 | 0 | 0 | 0 | 0 |
| 326. Peter Popovic | 10 | 0 | 0 | 0 | 10 |
| 327. Mike Hudson | 11 | 0 | 0 | 0 | 6 |
| 328. Ron Tugnutt | 11 | 0 | 0 | 0 | 2 |
| 329. Tomas Vokoun | 11 | 0 | 0 | 0 | 0 |
| 330. Lew Morrison | 13 | 0 | 0 | 0 | 0 |
| 331. Jay Caufield | 14 | 0 | 0 | 0 | 30 |
| 332. Bryan Watson | 14 | 0 | 0 | 0 | 38 |
| 333. Johan Hedberg | 18 | 0 | 0 | 0 | 0 |
| BENCH | | | | | 34 |

TEAM SCORING

Series

MOST GOALS - BOTH TEAMS

| | | | |
|----------------------|----|------|-----------------|
| 2-Game Series | 15 | 1975 | PIT 9 - STL 6 |
| 3-Game Series | 23 | 1977 | TOR 13 - PIT 10 |
| 4-Game Series | 30 | 1989 | PIT 19 - NYR 11 |
| 5-Game Series | 41 | 1981 | PIT 21 - STL 20 |
| 6-Game Series | 56 | 2012 | PHI 30 - PIT 26 |
| 7-Game Series | 55 | 1995 | PIT 29 - WSH 26 |
| | 55 | 1989 | PHI 31 - PIT 24 |

MOST GOALS - PITTSBURGH

| | | | |
|----------------------|----|------|------------------|
| 2-Game Series | 9 | 1975 | vs. St. Louis |
| 3-Game Series | 10 | 1977 | vs. Toronto |
| 4-Game Series | 20 | 2009 | vs. Carolina |
| 5-Game Series | 23 | 1993 | vs. New Jersey |
| 6-Game Series | 28 | 2018 | vs. Philadelphia |
| | | 1991 | vs. Minnesota |
| 7-Game Series | 29 | 1995 | vs. Washington |

MOST GOALS - OPPONENTS

| | | | |
|----------------------|----|------|--------------|
| 2-Game Series | 6 | 1975 | St. Louis |
| 3-Game Series | 13 | 1977 | Toronto |
| 4-Game Series | 16 | 1979 | Boston |
| 5-Game Series | 22 | 1982 | NY Islanders |
| 6-Game Series | 30 | 2012 | Philadelphia |
| 7-Game Series | 31 | 1989 | Philadelphia |

FEWEST GOALS - BOTH TEAMS

| | | | |
|----------------------|----|------|-----------------|
| 2-Game Series | 15 | 1975 | PIT 9 - STL 6 |
| 3-Game Series | 11 | 1976 | TOR 8 - PIT 3 |
| 4-Game Series | 14 | 2013 | BOS 12 - PIT 2 |
| 5-Game Series | 19 | 2015 | NYR 11 - PIT 8 |
| 6-Game Series | 24 | 2001 | PIT 14 - WSH 10 |
| 7-Game Series | 29 | 2014 | PIT 14 - NYR 15 |

FEWEST GOALS - PITTSBURGH

| | | | |
|----------------------|----|------|----------------|
| 2-Game Series | 9 | 1975 | vs. St. Louis |
| 3-Game Series | 3 | 1976 | vs. Toronto |
| 4-Game Series | 2 | 2013 | vs. Boston |
| 5-Game Series | 7 | 2001 | vs. New Jersey |
| 6-Game Series | 10 | 1970 | vs. St. Louis |
| 7-Game Series | 14 | 2014 | vs. NY Rangers |
| | | 2011 | vs. Tampa Bay |
| | | 2009 | vs. Detroit |

FEWEST GOALS - OPPONENTS

| | | | |
|----------------------|----|------|------------|
| 2-Game Series | 6 | 1975 | St. Louis |
| 3-Game Series | 8 | 1976 | Toronto |
| 4-Game Series | 5 | 2008 | Ottawa |
| 5-Game Series | 8 | 2000 | Washington |
| 6-Game Series | 10 | 2001 | Washington |
| 7-Game Series | 13 | 2017 | Ottawa |

MOST POWER-PLAY GOALS

| | | | |
|-------------------|----|------|----------------|
| Pittsburgh | 11 | 1992 | vs. Washington |
| Opponents | 12 | 2012 | Philadelphia |
| Both Teams | 21 | 2012 | PHI 12 - PIT 9 |

MOST POWER-PLAY CHANCES

| | | | |
|-------------------|----|------|------------------|
| Pittsburgh | 42 | 1989 | vs. Philadelphia |
| | 42 | 1995 | vs. Washington |
| Opponents | 44 | 1995 | Washington |
| Both Teams | 86 | 1995 | WSH 44 - PIT 42 |

MOST PENALTIES

| | | | |
|-------------------|-----|------|------------------|
| Pittsburgh | 85 | 1989 | vs. Philadelphia |
| Opponents | 95 | 1989 | Philadelphia |
| Both Teams | 180 | 1989 | PHI 95 - PIT 85 |

FEWEST PENALTIES

| | | | |
|-------------------|----|------|----------------|
| Pittsburgh | 9 | 1975 | vs. St. Louis |
| Opponents | 13 | 2016 | San Jose |
| Both Teams | 24 | 1975 | STL 15 - PIT 9 |

MOST PENALTY MINUTES

| | | | |
|-------------------|-----|------|-------------------|
| Pittsburgh | 242 | 1989 | vs. Philadelphia |
| Opponents | 270 | 1989 | Philadelphia |
| Both Teams | 512 | 1989 | PHI 270 - PIT 242 |

FEWEST PENALTY MINUTES

| | | | |
|-------------------|----|------|-----------------|
| Pittsburgh | 18 | 1975 | vs. St. Louis |
| Opponents | 30 | 2001 | New Jersey |
| Both Teams | 61 | 1976 | TOR 36 - PIT 25 |

PITTSBURGH PENGUINS TEAM RECORDS

Game

LARGEST MARGIN OF VICTORY

| | | |
|-------------|---|--|
| Home | 7 | 4/11/18 7-0 vs. Philadelphia 5/21/17 7-0 vs. Ottawa 4/20/93 7-0 vs. New Jersey |
| Road | 8 | 5/25/91 8-0 at Minnesota |

LARGEST MARGIN OF DEFEAT

| | | |
|-------------|---|----------------------------|
| Home | 6 | 4/23/11 8-2 vs. Tampa Bay |
| Road | 7 | 4/7/82 8-1 at NY Islanders |

MOST GOALS

| | | |
|-------------------------|----|--|
| Both Teams, Home | 17 | 4/25/89 10-7 win vs. PHI |
| Both Teams, Road | 13 | 4/22/18 8-5 win at PHI 4/18/12 10-3 win at PHI |
| Pittsburgh, Home | 10 | 4/25/89 10-7 win vs. PHI |
| Pittsburgh, Road | 10 | 4/18/12 10-3 win at PHI |
| Opponent, Home | 8 | 4/13/12 8-5 loss vs. PHI 4/13/11 8-2 loss vs. TBL 4/13/80 8-3 loss vs. BOS |
| Opponent, Road | 8 | 4/15/12 8-4 loss at PHI 4/7/82 8-1 loss at NYI |

MOST POWER-PLAY GOALS

| | | |
|-------------------|---|---|
| For | 4 | 4/18/12 at Philadelphia 4/30/10 vs. Montreal 4/29/92 vs. Washington |
| Against | 4 | 4/15/12 at Philadelphia 4/23/11 vs. Tampa Bay |
| Both Teams | 7 | 4/18/12 PIT 4 - PHI 3 |

MOST POWER-PLAY CHANCES

| | | |
|-------------------|----|------------------------|
| For | 12 | 4/23/92 vs. Washington |
| Against | 11 | 4/23/92 vs. Washington |
| Both Teams | 23 | PIT 12 - WSH 11 |

MOST SHORTHANDED GOALS

| | | |
|----------------|---|---|
| For | 2 | 4/23/97 vs. Philadelphia |
| Against | 2 | Six Times, Last 4/13/12 vs. Philadelphia |

MOST SHOTS

| | | |
|-------------------------------|----|-------------------------|
| Pittsburgh, Regulation | 53 | 4/11/08 vs. Ottawa |
| Pittsburgh, Overtime | 65 | 4/24/96 at Washington |
| Opponent, Regulation | 61 | 5/4/96 at Florida |
| Opponent, Overtime | 72 | 5/4/00 vs. Philadelphia |

MOST SAVES

| | | |
|-------------------------------|----|-------------------------|
| Pittsburgh, Regulation | 56 | 5/24/96 at Florida |
| Pittsburgh, Overtime | 70 | 5/4/00 vs. Philadelphia |
| Opponent, Regulation | 49 | 4/26/70 vs. St. Louis |
| Opponent, Overtime | 61 | 4/24/96 at Washington |

FEWEST SHOTS

| | | |
|-------------------|----|-----------------------|
| Pittsburgh | 12 | 5/29/17 vs. Nashville |
| Opponent | 15 | 5/7/14 at NY Rangers |

FEWEST SAVES

| | | |
|-------------------|----|-----------------------|
| Pittsburgh | 13 | 5/7/14 at NY Rangers |
| Opponent | 7 | 5/29/17 vs. Nashville |

MOST PENALTIES

| | | |
|-------------------------|----|-------------------------|
| Both Teams, Home | 48 | 4/6/89 PIT 25 - NYR 23 |
| Both Teams, Road | 37 | 4/29/00 PIT 15 - PHI 22 |
| Pittsburgh | 25 | 4/6/89 vs. NY Rangers |
| Opponent | 23 | 4/6/89 vs. NY Rangers |

FEWEST PENALTIES

| | | |
|-------------------------|---|--|
| Both Teams, Home | 5 | 5/17/01 PIT 3 - NJD 3 |
| Both Teams, Road | 3 | 5/1/92 PIT 2 - WSH 1 |
| Pittsburgh | 0 | 5/13/09 at Washington |
| Opponents | 1 | 6/4/16 at San Jose 4/16/15 at NY Rangers 5/22/01 at New Jersey 5/4/99 at New Jersey 5/1/92 at Washington |

MOST PENALTY MINUTES

| | | |
|-------------------------|-----|--------------------------|
| Both Teams, Home | 125 | 4/25/89 PHI 79 - PIT 46 |
| Both Teams, Road | 154 | 4/29/00 PHI 104 - PIT 50 |
| Pittsburgh | 83 | 4/19/70 at St. Louis |
| Opponent | 104 | 4/29/00 at Philadelphia |

FEWEST PENALTY MINUTES

| | | |
|-------------------------|----|--|
| Both Teams, Home | 10 | 5/17/01 PIT 6 - NJD 4 |
| Both Teams, Road | 6 | 5/1/92 PIT 4 WSH 2 |
| Pittsburgh | 0 | 5/13/09 at Washington |
| Opponents | 2 | 4/16/15 at NY Rangers 5/22/01 at New Jersey 5/4/99 at New Jersey 5/1/92 at Washington |

PITTSBURGH PENGUINS TEAM RECORDS

Period

MOST GOALS

| | | | |
|-------------------------|---|---------|------------------|
| Both Teams, Home | 7 | 4/25/89 | PIT 6 - PHI 1 |
| | | 4/6/89 | PIT 5 - NYR 2 |
| Both Teams, Road | 8 | 4/20/10 | PIT 5 - OTT 3 |
| | | 5/8/93 | PIT 4 - NYI 4 |
| Pittsburgh, Home | 6 | 4/25/89 | vs. Philadelphia |
| Pittsburgh, Road | 5 | 4/18/12 | at Philadelphia |
| | | 4/20/10 | at Ottawa |
| Opponent, Home | 5 | 4/13/80 | vs. Boston |
| Opponent, Road | 4 | 4/15/12 | at Philadelphia |
| | | 5/8/93 | at NY Islanders |
| | | 4/8/82 | at NY Islanders |

MOST SHOTS

| | | | |
|-------------------------|----|---------|------------------|
| Pittsburgh, Home | 21 | 5/26/16 | vs. Tampa Bay |
| | | 4/26/14 | vs. Columbus |
| | | 4/15/75 | vs. NY Islanders |
| Pittsburgh, Road | 23 | 5/23/17 | at Ottawa |
| Opponent, Home | 28 | 4/21/97 | vs. Philadelphia |
| Opponent, Road | 23 | 5/24/96 | at Florida |

MOST SAVES

| | | | |
|-------------------|----|---------|------------------|
| Pittsburgh | 27 | 4/21/97 | vs. Philadelphia |
| Opponent | 22 | 5/23/17 | at Ottawa |

FEWEST SAVES

| | | | |
|-------------------|---|---------|----------------|
| Pittsburgh | 1 | 4/21/01 | vs. Washington |
| | | 4/19/94 | vs. Washington |
| Opponent | 0 | 5/29/17 | vs. Nashville |

FEWEST SHOTS

| | | | |
|-------------------|---|---------|----------------|
| Pittsburgh | 0 | 5/29/17 | vs. Nashville |
| Opponent | 1 | 4/21/01 | at Washington |
| | | 4/19/94 | vs. Washington |

MOST PENALTIES

| | | | |
|-------------------------|----|---------|-----------------|
| Both Teams, Home | 24 | 4/6/89 | vs. NY Rangers |
| Both Teams, Road | 24 | 4/29/00 | at Philadelphia |
| Pittsburgh | 15 | 4/29/00 | at Philadelphia |
| Opponent | 22 | 4/29/00 | at Philadelphia |

MOST PENALTY MINUTES

| | | | |
|-------------------------|-----|---------|------------------|
| Both Teams, Home | 84 | 4/25/89 | PHI 51 - PIT 33 |
| Both Teams, Road | 128 | 4/29/00 | PHI 92 - PIT 36 |
| Pittsburgh, Home | 35 | 5/17/91 | vs. Minnesota |
| Pittsburgh, Road | 40 | 4/19/70 | at St. Louis |
| Opponent, Home | 51 | 4/25/89 | vs. Philadelphia |
| Opponent, Road | 92 | 4/29/00 | at Philadelphia |

Fastest Goals

BY ONE PENGUINS PLAYER

| | | | |
|------------|-------------|--------------------------------|----------------------|
| Two | 0:10 | 4/22/18 at Philadelphia | Jake Guentzel |
|------------|-------------|--------------------------------|----------------------|

OVERALL BY PENGUINS

| | | | |
|--------------|--------------|--------------------------------|--|
| Two | 0:05* | 4/15/18 at Philadelphia | Evgeni Malkin and Brian Dumoulin |
| Three | 1:29 | 5/10/93 vs. NY Islanders | Mario Lemieux, Rick Tocchet and Larry Murphy |
| Four | 4:52 | 4/5/89 vs. Philadelphia | Mario Lemieux (3) and Bob Errey |

OVERALL BY OPPONENT

| | | | |
|------------|------|-------------------|--------------------------------|
| Two | 0:24 | 5/21/17 at Ottawa | Derick Brassard and Zack Smith |
|------------|------|-------------------|--------------------------------|

AT START OF GAME

| | | | |
|--------------------|-------------|---------------------------------|----------------------|
| by Penguins | 0:15 | 4/13/12 vs. Philadelphia | Sidney Crosby |
| | | 4/8/81 at St. Louis | Greg Malone |
| by Opponent | 0:11 | 4/16/17 at Columbus | Cam Atkinson |

AT START OF PERIOD OTHER THAN FIRST

| | | | |
|----------------------|-------------|------------------------------|----------------------|
| by Pittsburgh | 0:10 | 5/31/17 vs. Nashville | Jake Guentzel |
| by Opponent | 0:06* | 4/25/89 vs. Philadelphia | Pelle Eklund |

TEAM LEADERS

Hat Tricks

| FOR PITTSBURGH | | | |
|------------------|---------|------------------|---|
| PLAYER | DATE | OPPONENT | GOALTENDER(S) |
| Ken Schinkel | 4/11/70 | at Oakland | Gary Smith |
| Mario Lemieux# | 4/25/89 | vs. Philadelphia | Ron Hextall |
| Mario Lemieux | 4/23/92 | vs. Washington | Don Beaupre |
| Ron Francis | 5/9/92 | vs. NY Rangers | Mike Richter/ John Vanbiesbrouck [2] |
| Kevin Stevens* | 5/21/92 | at Boston | Andy Moog |
| Mario Lemieux | 5/11/96 | vs. NY Rangers | Mike Richter |
| Jaromir Jagr | 5/11/96 | vs. NY Rangers | Mike Richter |
| Martin Straka | 4/25/99 | at New Jersey | Martin Brodeur |
| Sidney Crosby | 5/4/09 | at Washington | Semyon Varlamov |
| Evgeni Malkin | 5/21/09 | vs. Carolina | Cam Ward |
| Jordan Staal | 4/18/12 | at Philadelphia | Ilya Bryzgalov/ Sergei Bobrovsky [2] |
| Sidney Crosby | 5/17/13 | vs. Ottawa | Craig Anderson |
| James Neal | 5/24/13 | vs. Ottawa | Craig Anderson |
| Evgeni Malkin | 4/28/14 | at Columbus | Sergei Bobrovsky |
| Patric Hornqvist | 4/13/16 | vs. NY Rangers | Henrik Lundqvist/ Antti Raanta/ Empty Net |
| Jake Guentzel | 4/16/17 | at Columbus | Sergei Bobrovsky |
| Sidney Crosby | 4/11/18 | vs. Philadelphia | Brian Elliott/Petr Mrazek [2] |
| Jake Guentzel* | 4/22/18 | at Philadelphia | Michal Neuvirth |

| FOR OPPONENTS | | | |
|-----------------|---------|------------------|----------------------------------|
| PLAYER | DATE | OPPONENT | GOALTENDER(S) |
| Bobby Hull | 4/9/72 | vs. Chicago | Jim Rutherford |
| Dino Ciccarelli | 4/25/92 | vs. Washington | Tom Barrasso/ Ken Wregget [2] |
| Dirk Graham | 5/30/92 | at Chicago | Tom Barrasso |
| Andy Delmore | 5/7/00 | at Philadelphia | Ron Tugnutt [2]/ Peter Skudra |
| Alex Ovechkin | 5/4/09 | at Washington | Marc-Andre Fleury |
| Sean Couturier | 4/13/12 | vs. Philadelphia | Marc-Andre Fleury |
| Claude Giroux | 4/13/12 | vs. Philadelphia | Marc-Andre Fleury [2]/Empty Net |
| T.J. Oshie | 4/28/16 | at Washington | Matt Murray |
| Sean Couturier | 4/22/18 | at Philadelphia | Matt Murray |

*Four Goals #Five Goals, NHL Record

Penalty Shots

| FOR PITTSBURGH | | | | |
|-----------------|---------|----------------|--------------------|---------|
| PLAYER | DATE | OPPONENT | GOALTENDER(S) | RESULT |
| Jaromir Jagr | 5/11/92 | vs. NY Rangers | John Vanbiesbrouck | GOAL |
| Shawn McEachern | 5/13/92 | vs. NY Rangers | John Vanbiesbrouck | No Goal |
| Aleksey Morozov | 4/23/98 | vs. Montreal | Andy Moog | No Goal |
| Martin Straka | 5/2/01 | vs. Buffalo | Dominik Hasek | No Goal |
| Evgeni Malkin | 5/1/08 | at NY Rangers | Henrik Lundqvist | No Goal |
| Chris Conner | 4/25/11 | at Tampa Bay | Dwayne Roloson | No Goal |

| FOR OPPONENTS | | | | |
|----------------|---------|---------------|---------------|---------|
| PLAYER | DATE | OPPONENT | GOALTENDER(S) | RESULT |
| Michal Pivonka | 5/10/95 | at Washington | Tom Barrasso | No Goal |
| Joe Juneau | 4/24/96 | at Washington | Ken Wregget | No Goal |

PITTSBURGH PENGUINS TEAM LEADERS

Shutouts

| FOR PITTSBURGH | | | | | FOR OPPONENTS | | | | |
|-------------------|---------|------------------|-------|-------|------------------|---------|------------------|-------|-------|
| GOALTENDER | DATE | OPPONENT | SCORE | SAVES | GOALTENDER | DATE | OPPONENT | SCORE | SAVES |
| Michel Plasse | 4/8/76 | vs. Toronto | 2-0 | 21 | Jacques Plante | 4/28/70 | at St. Louis | 5-0 | 21 |
| Frank Pietrangelo | 4/15/91 | vs. New Jersey | 4-0 | 27 | Gary Smith | 4/8/72 | vs. Chicago | 2-0 | 31 |
| Tom Barrasso | 4/25/91 | at Minnesota | 8-0 | 39 | Glenn Resch | 4/26/75 | vs. NY Islanders | 1-0 | 30 |
| Tom Barrasso | 5/30/92 | at Chicago | 1-0 | 27 | Wayne Thomas | 4/9/76 | at Toronto | 4-0 | 26 |
| Tom Barrasso | 4/20/93 | vs. New Jersey | 7-0 | 36 | Don Beaupre | 4/21/94 | at Washington | 2-0 | 27 |
| Tom Barrasso | 5/4/93 | vs. NY Islanders | 3-0 | 26 | Andy Moog | 5/3/98 | at Montreal | 3-0 | 21 |
| Ken Wregget | 5/18/95 | vs. Washington | 3-0 | 33 | Olaf Kolzig | 4/12/01 | at Washington | 1-0 | 16 |
| Tom Barrasso | 5/28/96 | vs. Florida | 3-0 | 28 | Martin Brodeur | 5/17/01 | vs. New Jersey | 3-0 | 20 |
| Tom Barrasso | 5/7/99 | at Toronto | 2-0 | 20 | Martin Brodeur | 5/19/01 | vs. New Jersey | 5-0 | 21 |
| Ron Tugnutt | 4/13/00 | at Washington | 7-0 | 32 | Ray Emery | 4/19/07 | at Ottawa | 3-0 | 20 |
| Ron Tugnutt | 4/27/00 | at Philadelphia | 2-0 | 28 | Henrik Lundqvist | 5/1/08 | at NY Rangers | 3-0 | 29 |
| Johan Hedberg | 4/16/01 | vs. Washington | 3-0 | 34 | Chris Osgood | 5/24/08 | at Detroit | 4-0 | 19 |
| Johan Hedberg | 4/26/01 | at Buffalo | 3-0 | 25 | Chris Osgood | 5/26/08 | at Detroit | 3-0 | 22 |
| Marc-Andre Fleury | 4/9/08 | vs. Ottawa | 4-0 | 26 | Martin Biron | 4/23/09 | vs. Philadelphia | 3-0 | 28 |
| Marc-Andre Fleury | 4/27/08 | vs. NY Rangers | 2-0 | 26 | Chris Osgood | 6/6/09 | at Detroit | 5-0 | 22 |
| Marc-Andre Fleury | 5/18/08 | vs. Philadelphia | 6-0 | 21 | Dwayne Roloson | 4/27/11 | vs. Tampa Bay | 1-0 | 36 |
| Marc-Andre Fleury | 5/4/10 | at Montreal | 2-0 | 18 | Tuukka Rask | 6/1/13 | vs. Boston | 3-0 | 29 |
| Marc-Andre Fleury | 4/13/11 | vs. Tampa Bay | 3-0 | 32 | Tuukka Rask | 6/7/13 | at Boston | 1-0 | 26 |
| Marc-Andre Fleury | 5/1/13 | vs. NY Islanders | 5-0 | 26 | | | | | |
| Tomas Vokoun | 5/9/13 | vs. NY Islanders | 4-0 | 31 | | | | | |
| Marc-Andre Fleury | 5/4/14 | vs. NY Rangers | 3-0 | 22 | | | | | |
| Marc-Andre Fleury | 5/5/14 | at NY Rangers | 2-0 | 35 | | | | | |
| Matt Murray | 4/21/16 | at NY Rangers | 5-0 | 31 | | | | | |
| Marc-Andre Fleury | 5/10/17 | at Washington | 2-0 | 29 | | | | | |
| Marc-Andre Fleury | 5/15/17 | vs. Ottawa | 1-0 | 23 | | | | | |
| Matt Murray | 5/21/17 | vs. Ottawa | 7-0 | 25 | | | | | |
| Matt Murray | 6/8/17 | vs. Nashville | 6-0 | 24 | | | | | |
| Matt Murray | 6/11/17 | at Nashville | 2-0 | 27 | | | | | |
| Matt Murray | 4/11/18 | vs. Philadelphia | 7-0 | 24 | | | | | |
| Matt Murray | 4/18/18 | at Philadelphia | 5-0 | 26 | | | | | |

YEAR-BY-YEAR PLAYOFF STATS

1970

| PLAYERS | GP | G | A | PTS | PIM |
|----------------|----|---|---|-----|-----|
| Michel Briere | 10 | 5 | 3 | 8 | 17 |
| Jean Pronovost | 10 | 3 | 4 | 7 | 2 |
| Dean Prentice | 10 | 2 | 5 | 7 | 8 |
| Ron Shock | 10 | 1 | 6 | 7 | 7 |
| Ken Schinkel | 10 | 4 | 1 | 5 | 4 |
| Duane Rupp | 6 | 2 | 2 | 4 | 2 |
| Keith McCreary | 10 | 0 | 4 | 4 | 4 |
| Nick Harbaruk | 10 | 3 | 0 | 3 | 20 |
| Wally Boyer | 10 | 1 | 2 | 3 | 0 |
| Dunc McCallum | 10 | 1 | 2 | 3 | 12 |
| Bob Woytowich | 10 | 1 | 2 | 3 | 2 |
| Jim Morrison | 8 | 0 | 3 | 3 | 10 |
| Val Fonteyne | 10 | 0 | 2 | 2 | 0 |
| Glen Sather | 10 | 0 | 2 | 2 | 17 |
| Bryan Hextall | 10 | 0 | 1 | 1 | 34 |
| Tracy Pratt | 10 | 0 | 1 | 1 | 51 |
| Al Smith | 3 | 0 | 0 | 0 | 0 |
| Bob Blackburn | 6 | 0 | 0 | 0 | 4 |
| Les Binkley | 7 | 0 | 0 | 0 | 0 |
| Bryan Watson | 10 | 0 | 0 | 0 | 17 |

1972

| PLAYERS | GP | G | A | PTS | PIM |
|------------------|----|---|---|-----|-----|
| Bobby Leiter | 4 | 3 | 0 | 3 | 0 |
| Ken Schinkel | 3 | 2 | 0 | 2 | 0 |
| Jean Pronovost | 4 | 1 | 1 | 2 | 0 |
| Darryl Edestrand | 4 | 0 | 2 | 2 | 0 |
| Bryan Hextall | 4 | 0 | 2 | 2 | 9 |
| Greg Polis | 4 | 0 | 2 | 2 | 0 |
| Syl Apps | 4 | 1 | 0 | 1 | 2 |
| Ron Schock | 4 | 1 | 0 | 1 | 6 |
| Nick Harbaruk | 4 | 0 | 1 | 1 | 0 |
| Tim Horton | 4 | 0 | 1 | 1 | 2 |
| Al McDonough | 4 | 0 | 1 | 1 | 0 |
| Eddie Shack | 4 | 0 | 1 | 1 | 15 |
| Keith McCreary | 1 | 0 | 0 | 0 | 2 |
| Dave Burrows | 4 | 0 | 0 | 0 | 4 |
| Steve Cardwell | 4 | 0 | 0 | 0 | 2 |
| Val Fonteyne | 4 | 0 | 0 | 0 | 2 |
| Duane Rupp | 4 | 0 | 0 | 0 | 6 |
| Jim Rutherford | 4 | 0 | 0 | 0 | 0 |
| Bryan Watson | 4 | 0 | 0 | 0 | 21 |

Goaltenders

| GOALIE | W-L | GP | MP | GA | SO | GAA |
|-------------|-----|----|-----|----|----|------|
| Les Binkley | 5-2 | 7 | 428 | 15 | 0 | 2.10 |
| Al Smith | 1-2 | 3 | 180 | 10 | 0 | 3.33 |

Goaltenders

| GOALIE | W-L | GP | MP | GA | SO | GAA |
|----------------|-----|----|-----|----|----|------|
| Jim Rutherford | 0-4 | 4 | 240 | 14 | 0 | 3.50 |

YEAR-BY-YEAR PLAYOFF STATS

1975

| PLAYERS | GP | G | A | PTS | PIM |
|------------------|----|---|---|-----|-----|
| Bob Kelly | 9 | 5 | 3 | 8 | 17 |
| Ron Stackhouse | 9 | 2 | 6 | 8 | 10 |
| Pierre Larouche | 9 | 2 | 5 | 7 | 2 |
| Vic Hadfield | 9 | 4 | 2 | 6 | 0 |
| Lowell MacDonald | 9 | 4 | 2 | 6 | 4 |
| Jean Pronovost | 9 | 3 | 3 | 6 | 6 |
| Chuck Arnason | 9 | 2 | 4 | 6 | 4 |
| Syl Apps | 9 | 2 | 3 | 5 | 9 |
| Colin Campbell | 9 | 1 | 3 | 4 | 21 |
| Ron Schock | 9 | 0 | 4 | 4 | 10 |
| Dave Burrows | 9 | 1 | 1 | 2 | 12 |
| Rick Kehoe | 9 | 0 | 2 | 2 | 0 |
| Pete Laframboise | 9 | 1 | 0 | 1 | 0 |
| Dennis Owchar | 6 | 0 | 1 | 1 | 4 |
| Bob Paradise | 6 | 0 | 1 | 1 | 17 |
| Bob McManama | 8 | 0 | 1 | 1 | 6 |
| Larry Bignell | 3 | 0 | 0 | 0 | 2 |
| Barry Wilkins | 3 | 0 | 0 | 0 | 0 |
| Gary Inness | 9 | 0 | 0 | 0 | 2 |
| Lew Morrison | 9 | 0 | 0 | 0 | 0 |

1976

| PLAYERS | GP | G | A | PTS | PIM |
|------------------|----|---|---|-----|-----|
| Stan Gilbertson | 3 | 1 | 1 | 2 | 2 |
| Vic Hadfield | 3 | 1 | 0 | 1 | 11 |
| Lowell MacDonald | 3 | 1 | 0 | 1 | 0 |
| Syl Apps | 3 | 0 | 1 | 1 | 0 |
| Pierre Larouche | 3 | 0 | 1 | 1 | 0 |
| Ron Schock | 3 | 0 | 1 | 1 | 0 |
| Ed Van Impe | 3 | 0 | 1 | 1 | 2 |
| Barry Wilkins | 3 | 0 | 1 | 1 | 4 |
| Dennis Owchar | 2 | 0 | 0 | 0 | 2 |
| Dave Burrows | 3 | 0 | 0 | 0 | 0 |
| Colin Campbell | 3 | 0 | 0 | 0 | 0 |
| Rick Kehoe | 3 | 0 | 0 | 0 | 0 |
| Bob Kelly | 3 | 0 | 0 | 0 | 2 |
| Lew Morrison | 3 | 0 | 0 | 0 | 0 |
| Simon Nolet | 3 | 0 | 0 | 0 | 0 |
| Michel Plasse | 3 | 0 | 0 | 0 | 0 |
| Jean Pronovost | 3 | 0 | 0 | 0 | 2 |
| Ron Stackhouse | 3 | 0 | 0 | 0 | 0 |

Goaltenders

| GOALIE | W-L | GP | MP | GA | SO | GAA |
|-------------|-----|----|-----|----|----|------|
| Gary Inness | 5-4 | 9 | 540 | 24 | 0 | 2.67 |

Goaltenders

| GOALIE | W-L | GP | MP | GA | SO | GAA |
|---------------|-----|----|-----|----|----|------|
| Michel Plasse | 1-2 | 3 | 180 | 8 | 1 | 2.67 |

YEAR-BY-YEAR PLAYOFF STATS

1977

| PLAYERS | GP | G | A | PTS | PIM |
|------------------|----|---|---|-----|-----|
| Jean Pronovost | 3 | 2 | 1 | 3 | 2 |
| Ron Stackhouse | 3 | 2 | 1 | 3 | 0 |
| Lowell MacDonald | 3 | 1 | 2 | 3 | 4 |
| Pierre Larouche | 3 | 0 | 3 | 3 | 0 |
| Blair Chapman | 3 | 1 | 1 | 2 | 7 |
| Greg Malone | 3 | 1 | 1 | 2 | 2 |
| Dave Burrows | 3 | 0 | 2 | 2 | 0 |
| Rick Kehoe | 3 | 0 | 2 | 2 | 0 |
| Syl Apps | 3 | 1 | 0 | 1 | 12 |
| Mario Faubert | 3 | 1 | 0 | 1 | 2 |
| Bob Kelly | 3 | 1 | 0 | 1 | 4 |
| Russ Anderson | 3 | 0 | 1 | 1 | 14 |
| Don Awrey | 3 | 0 | 1 | 1 | 0 |
| Wayne Bianchin | 3 | 0 | 1 | 1 | 6 |
| Ron Schock | 3 | 0 | 1 | 1 | 0 |
| Lew Morrison | 1 | 0 | 0 | 0 | 0 |
| Mike Corrigan | 2 | 0 | 0 | 0 | 0 |
| Denis Herron | 3 | 0 | 0 | 0 | 5 |

1979

| PLAYERS | GP | G | A | PTS | PIM |
|------------------|----|---|---|-----|-----|
| Orest Kindrachuk | 7 | 4 | 1 | 5 | 7 |
| Colin Campbell | 7 | 1 | 4 | 5 | 30 |
| Tom Bladon | 7 | 0 | 4 | 4 | 2 |
| Jim Hamilton | 5 | 3 | 0 | 3 | 0 |
| George Ferguson | 7 | 2 | 1 | 3 | 0 |
| Gary McAdam | 7 | 2 | 1 | 3 | 0 |
| Gregg Sheppard | 7 | 1 | 2 | 3 | 0 |
| Peter Lee | 7 | 0 | 3 | 3 | 0 |
| Rod Schutt | 7 | 2 | 0 | 2 | 4 |
| Rick Kehoe | 7 | 0 | 2 | 2 | 0 |
| Ross Lonsberry | 7 | 0 | 2 | 2 | 9 |
| Blair Chapman | 7 | 1 | 0 | 1 | 2 |
| Pete Mahovlich | 2 | 0 | 1 | 1 | 0 |
| Jacques Cossette | 3 | 0 | 1 | 1 | 4 |
| Greg Malone | 7 | 0 | 1 | 1 | 10 |
| Russ Anderson | 2 | 0 | 0 | 0 | 0 |
| Lex Hudson | 2 | 0 | 0 | 0 | 0 |
| Bob Paradise | 2 | 0 | 0 | 0 | 0 |
| Randy Carlyle | 7 | 0 | 0 | 0 | 12 |
| Denis Herron | 7 | 0 | 0 | 0 | 0 |
| Ron Stackhouse | 7 | 0 | 0 | 0 | 4 |

Goaltenders

| GOALIE | W-L | GP | MP | GA | SO | GAA |
|--------------|-----|----|-----|----|----|------|
| Denis Herron | 1-2 | 3 | 180 | 11 | 0 | 3.67 |

Goaltenders

| GOALIE | W-L | GP | MP | GA | SO | GAA |
|--------------|-----|----|-----|----|----|------|
| Denis Herron | 2-5 | 7 | 421 | 24 | 0 | 3.42 |

YEAR-BY-YEAR PLAYOFF STATS

1980

| PLAYERS | GP | G | A | PTS | PIM |
|-----------------|----|---|---|-----|-----|
| Rick Kehoe | 5 | 2 | 5 | 7 | 0 |
| Mark Johnson | 5 | 2 | 2 | 4 | 0 |
| Ross Lonsberry | 5 | 2 | 1 | 3 | 2 |
| Rod Schutt | 5 | 2 | 1 | 3 | 6 |
| Gary McAdam | 5 | 1 | 2 | 3 | 9 |
| George Ferguson | 5 | 0 | 3 | 3 | 4 |
| Nick Libett | 5 | 1 | 1 | 2 | 0 |
| Gregg Sheppard | 5 | 1 | 1 | 2 | 0 |
| Bob Stewart | 5 | 1 | 1 | 2 | 2 |
| Russ Anderson | 5 | 0 | 2 | 2 | 14 |
| Randy Carlyle | 5 | 1 | 0 | 1 | 4 |
| Ron Stackhouse | 5 | 1 | 0 | 1 | 18 |
| Tom Bladon | 1 | 0 | 1 | 1 | 0 |
| Mario Faubert | 2 | 0 | 1 | 1 | 0 |
| Peter Lee | 4 | 0 | 1 | 1 | 0 |
| Paul Marshall | 1 | 0 | 0 | 0 | 0 |
| Kim Clackson | 3 | 0 | 0 | 0 | 37 |
| Kim Davis | 4 | 0 | 0 | 0 | 0 |
| Dale Tallon | 4 | 0 | 0 | 0 | 4 |
| Pat Hughes | 5 | 0 | 0 | 0 | 21 |
| Greg Millen | 5 | 0 | 0 | 0 | 0 |

1981

| PLAYERS | GP | G | A | PTS | PIM |
|-----------------|----|---|---|-----|-----|
| Randy Carlyle | 5 | 4 | 5 | 9 | 9 |
| George Ferguson | 5 | 2 | 6 | 8 | 9 |
| Mike Bullard | 4 | 3 | 3 | 6 | 0 |
| Rod Schutt | 5 | 3 | 3 | 6 | 16 |
| Gregg Sheppard | 5 | 2 | 4 | 6 | 2 |
| Greg Malone | 5 | 2 | 3 | 5 | 16 |
| Peter Lee | 5 | 0 | 4 | 4 | 4 |
| Mark Johnson | 5 | 2 | 1 | 3 | 6 |
| Rick Kehoe | 5 | 0 | 3 | 3 | 0 |
| Mario Faubert | 5 | 1 | 1 | 2 | 4 |
| Pat Price | 5 | 1 | 1 | 2 | 21 |
| Paul Gardner | 5 | 1 | 0 | 1 | 8 |
| Marc Chorney | 2 | 0 | 1 | 1 | 2 |
| Ron Stackhouse | 4 | 0 | 1 | 1 | 6 |
| Paul Baxter | 5 | 0 | 1 | 1 | 28 |
| Gary Rissling | 5 | 0 | 1 | 1 | 4 |
| Dave Burrows | 1 | 0 | 0 | 0 | 0 |
| Jim Hamilton | 1 | 0 | 0 | 0 | 0 |
| Ross Lonsberry | 5 | 0 | 0 | 0 | 2 |
| Greg Millen | 5 | 0 | 0 | 0 | 0 |

Goaltenders

| GOALIE | W-L | GP | MP | GA | SO | GAA |
|-------------|-----|----|-----|----|----|------|
| Greg Millen | 2-3 | 5 | 300 | 21 | 0 | 4.20 |

Goaltenders

| GOALIE | W-L | GP | MP | GA | SO | GAA |
|-------------|-----|----|-----|----|----|------|
| Greg Millen | 2-3 | 5 | 325 | 19 | 0 | 3.51 |

YEAR-BY-YEAR PLAYOFF STATS

1982

| PLAYERS | GP | G | A | PTS | PIM |
|-------------------|----|---|---|-----|-----|
| Paul Gardner | 5 | 1 | 5 | 6 | 2 |
| Rick Kehoe | 5 | 2 | 3 | 5 | 2 |
| Pat Boutette | 5 | 3 | 1 | 4 | 8 |
| Randy Carlyle | 5 | 1 | 3 | 4 | 16 |
| Andre St. Laurent | 5 | 2 | 1 | 3 | 8 |
| Rod Schutt | 5 | 1 | 2 | 3 | 0 |
| Greg Hotham | 5 | 0 | 3 | 3 | 6 |
| Mike Bullard | 5 | 1 | 1 | 2 | 4 |
| Rick MacLeish | 5 | 1 | 1 | 2 | 0 |
| Kevin McClelland | 5 | 1 | 1 | 2 | 5 |
| George Ferguson | 5 | 0 | 1 | 1 | 0 |
| Steve Gatzos | 1 | 0 | 0 | 0 | 0 |
| Ron Stackhouse | 1 | 0 | 0 | 0 | 0 |
| Bobby Simpson | 2 | 0 | 0 | 0 | 0 |
| Randy Boyd | 3 | 0 | 0 | 0 | 11 |
| Peter Lee | 3 | 0 | 0 | 0 | 0 |
| Greg Malone | 3 | 0 | 0 | 0 | 4 |
| Pat Graham | 4 | 0 | 0 | 0 | 2 |
| Paul Baxter | 5 | 0 | 0 | 0 | 14 |
| Marc Chorney | 5 | 0 | 0 | 0 | 0 |
| Michel Dion | 5 | 0 | 0 | 0 | 0 |
| Pat Price | 5 | 0 | 0 | 0 | 28 |

1989

| PLAYERS | GP | G | A | PTS | PIM |
|-------------------|----|----|----|-----|-----|
| Mario Lemieux | 11 | 12 | 7 | 19 | 16 |
| Paul Coffey | 11 | 2 | 13 | 15 | 31 |
| Kevin Stevens | 11 | 3 | 7 | 10 | 16 |
| Dan Quinn | 11 | 6 | 3 | 9 | 10 |
| John Cullen | 11 | 3 | 6 | 9 | 28 |
| Zarley Zalapski | 11 | 1 | 8 | 9 | 13 |
| Rob Brown | 11 | 5 | 3 | 8 | 22 |
| Randy Cunneymouth | 11 | 3 | 5 | 8 | 26 |
| Jock Callander | 10 | 2 | 5 | 7 | 10 |
| Phil Bourque | 11 | 4 | 1 | 5 | 66 |
| Jim Johnson | 11 | 0 | 5 | 5 | 44 |
| Troy Loney | 11 | 1 | 3 | 4 | 24 |
| Bob Errey | 11 | 1 | 2 | 3 | 12 |
| Gord Dineen | 11 | 0 | 2 | 2 | 8 |
| Dave McLlwain | 3 | 0 | 1 | 1 | 0 |
| Dave Hannan | 8 | 0 | 1 | 1 | 4 |
| Randy Hillier | 9 | 0 | 1 | 1 | 49 |
| Tom Barrasso | 11 | 0 | 1 | 1 | 8 |
| Steve Dykstra | 1 | 0 | 0 | 0 | 2 |
| Wendell Young | 1 | 0 | 0 | 0 | 10 |
| Richard Zemplak | 1 | 0 | 0 | 0 | 10 |
| Chris Dahlquist | 2 | 0 | 0 | 0 | 0 |
| Jay Caufield | 9 | 0 | 0 | 0 | 28 |
| Rod Buskas | 10 | 0 | 0 | 0 | 23 |

Goaltenders

| GOALIE | W-L | GP | MP | GA | SO | GAA |
|-------------|-----|----|-----|----|----|------|
| Michel Dion | 2-3 | 5 | 304 | 22 | 0 | 4.34 |

Goaltenders

| GOALIE | W-L | GP | MP | GA | SO | GAA |
|---------------|-----|----|-----|----|----|------|
| Tom Barrasso | 7-4 | 11 | 631 | 40 | 0 | 3.80 |
| Wendell Young | 0-0 | 1 | 39 | 1 | 0 | 1.54 |

YEAR-BY-YEAR PLAYOFF STATS

1991

| PLAYERS | GP | G | A | PTS | PIM |
|-------------------|----|----|----|-----|-----|
| Mario Lemieux | 23 | 16 | 28 | 44 | 16 |
| Mark Recchi | 24 | 10 | 24 | 34 | 33 |
| Kevin Stevens | 24 | 17 | 16 | 33 | 53 |
| Larry Murphy | 23 | 5 | 18 | 23 | 44 |
| Joe Mullen | 22 | 8 | 9 | 17 | 4 |
| Ron Francis | 24 | 7 | 10 | 17 | 24 |
| Phil Bourque | 24 | 6 | 7 | 13 | 16 |
| Jaromir Jagr | 24 | 3 | 10 | 13 | 6 |
| Paul Coffey | 12 | 2 | 9 | 11 | 6 |
| Bob Errey | 24 | 5 | 2 | 7 | 29 |
| Bryan Trottier | 23 | 3 | 4 | 7 | 49 |
| Scott Young | 17 | 1 | 6 | 7 | 2 |
| Ulf Samuelsson | 20 | 3 | 2 | 5 | 34 |
| Jiri Hrdina | 14 | 2 | 2 | 4 | 6 |
| Troy Loney | 24 | 2 | 2 | 4 | 41 |
| Paul Stanton | 22 | 1 | 2 | 3 | 24 |
| Gordie Roberts | 24 | 1 | 2 | 3 | 63 |
| Peter Taglianetti | 19 | 0 | 3 | 3 | 49 |
| Grant Jennings | 13 | 1 | 1 | 2 | 16 |
| Jim Paek | 8 | 1 | 0 | 1 | 2 |
| Randy Gilhen | 16 | 1 | 0 | 1 | 14 |
| Frank Pietrangelo | 5 | 0 | 1 | 1 | 2 |
| Tom Barrasso | 20 | 0 | 1 | 1 | 2 |
| Randy Hillier | 8 | 0 | 0 | 0 | 24 |

1992

| PLAYERS | GP | G | A | PTS | PIM |
|------------------|----|----|----|-----|-----|
| Mario Lemieux | 15 | 16 | 18 | 34 | 2 |
| Kevin Stevens | 21 | 13 | 15 | 28 | 28 |
| Ron Francis | 21 | 8 | 19 | 27 | 6 |
| Jaromir Jagr | 21 | 11 | 13 | 24 | 6 |
| Rick Tocchet | 14 | 6 | 13 | 19 | 24 |
| Larry Murphy | 21 | 6 | 10 | 16 | 19 |
| Troy Loney | 21 | 4 | 5 | 9 | 32 |
| Shawn McEachern | 19 | 2 | 7 | 9 | 4 |
| Paul Stanton | 21 | 1 | 7 | 8 | 42 |
| Bryan Trottier | 21 | 4 | 3 | 7 | 8 |
| Phil Bourque | 21 | 3 | 4 | 7 | 25 |
| Joe Mullen | 9 | 3 | 1 | 4 | 4 |
| Jock Callander | 12 | 1 | 3 | 4 | 2 |
| Jim Paek | 19 | 0 | 4 | 4 | 6 |
| Bob Errey | 14 | 3 | 0 | 3 | 10 |
| Kjell Samuelsson | 15 | 0 | 3 | 3 | 12 |
| Dave Michayluk | 7 | 1 | 1 | 2 | 0 |
| Gordie Roberts | 19 | 0 | 2 | 2 | 32 |
| Tom Barrasso | 21 | 0 | 2 | 2 | 4 |
| Jiri Hrdina | 21 | 0 | 2 | 2 | 16 |
| Ulf Samuelsson | 21 | 0 | 2 | 2 | 39 |
| Mike Needham | 5 | 1 | 0 | 1 | 2 |
| Ken Wregget | 1 | 0 | 0 | 0 | 0 |
| Jay Caufield | 5 | 0 | 0 | 0 | 2 |
| Grant Jennings | 10 | 0 | 0 | 0 | 12 |

Goaltenders

| GOALIE | W-L | GP | MP | GA | SO | GAA |
|-------------------|------|----|------|----|----|------|
| Tom Barrasso | 12-7 | 20 | 1175 | 51 | 1 | 2.60 |
| Frank Pietrangelo | 4-1 | 5 | 288 | 15 | 1 | 3.12 |

Goaltenders

| GOALIE | W-L | GP | MP | GA | SO | GAA |
|--------------|------|----|------|----|----|------|
| Tom Barrasso | 16-5 | 21 | 1233 | 58 | 1 | 2.82 |
| Ken Wregget | 0-0 | 1 | 40 | 4 | 0 | 6.00 |

YEAR-BY-YEAR PLAYOFF STATS

1993

| PLAYERS | GP | G | A | PTS | PIM |
|-------------------|----|---|----|-----|-----|
| Mario Lemieux | 11 | 8 | 10 | 18 | 10 |
| Ron Francis | 12 | 6 | 11 | 17 | 19 |
| Kevin Stevens | 12 | 5 | 11 | 16 | 22 |
| Rick Tocchet | 12 | 7 | 6 | 13 | 24 |
| Larry Murphy | 12 | 2 | 11 | 13 | 10 |
| Jaromir Jagr | 12 | 5 | 4 | 9 | 23 |
| Joe Mullen | 12 | 4 | 2 | 6 | 6 |
| Ulf Samuelsson | 12 | 1 | 5 | 6 | 24 |
| Mike Ramsey | 12 | 0 | 6 | 6 | 4 |
| Jeff Daniels | 12 | 3 | 2 | 5 | 0 |
| Shawn McEachern | 12 | 3 | 2 | 5 | 10 |
| Troy Loney | 10 | 1 | 4 | 5 | 0 |
| Dave Tippett | 12 | 1 | 4 | 5 | 14 |
| Martin Straka | 11 | 2 | 1 | 3 | 2 |
| Peter Taglianetti | 11 | 1 | 2 | 3 | 16 |
| Tom Barrasso | 12 | 0 | 3 | 3 | 4 |
| Kjell Samuelsson | 12 | 0 | 3 | 3 | 2 |
| Mike Needham | 9 | 1 | 0 | 1 | 2 |
| Paul Stanton | 1 | 0 | 1 | 1 | 0 |
| Mike Stapleton | 4 | 0 | 0 | 0 | 0 |
| Grant Jennings | 12 | 0 | 0 | 0 | 8 |

1994

| PLAYERS | GP | G | A | PTS | PIM |
|-------------------|----|---|---|-----|-----|
| Mario Lemieux | 6 | 4 | 3 | 7 | 2 |
| Jaromir Jagr | 6 | 2 | 4 | 6 | 16 |
| Rick Tocchet | 6 | 2 | 3 | 5 | 20 |
| Larry Murphy | 6 | 0 | 5 | 5 | 0 |
| Kevin Stevens | 6 | 1 | 1 | 2 | 10 |
| Peter Taglianetti | 5 | 0 | 2 | 2 | 16 |
| Ron Francis | 6 | 0 | 2 | 2 | 6 |
| Shawn McEachern | 6 | 1 | 0 | 1 | 2 |
| Joe Mullen | 6 | 1 | 0 | 1 | 2 |
| Martin Straka | 6 | 1 | 0 | 1 | 2 |
| Greg Brown | 6 | 0 | 1 | 1 | 4 |
| Ulf Samuelsson | 6 | 0 | 1 | 1 | 18 |
| Larry DePalma | 1 | 0 | 0 | 0 | 0 |
| Greg Hawgood | 1 | 0 | 0 | 0 | 0 |
| Mike Ramsey | 1 | 0 | 0 | 0 | 0 |
| Bryan Trottier | 2 | 0 | 0 | 0 | 0 |
| Grant Jennings | 3 | 0 | 0 | 0 | 2 |
| Jim McKenzie | 3 | 0 | 0 | 0 | 0 |
| Chris Tamer | 5 | 0 | 0 | 0 | 2 |
| Tom Barrasso | 6 | 0 | 0 | 0 | 4 |
| Doug Brown | 6 | 0 | 0 | 0 | 2 |
| Kjell Samuelsson | 6 | 0 | 0 | 0 | 26 |
| Tomas Sandstrom | 6 | 0 | 0 | 0 | 4 |

Goaltenders

| GOALIE | W-L | GP | MP | GA | SO | GAA |
|--------------|-----|----|-----|----|----|------|
| Tom Barrasso | 7-5 | 12 | 722 | 35 | 2 | 2.91 |

Goaltenders

| GOALIE | W-L | GP | MP | GA | SO | GAA |
|--------------|-----|----|-----|----|----|------|
| Tom Barrasso | 2-4 | 6 | 356 | 17 | 0 | 2.87 |

YEAR-BY-YEAR PLAYOFF STATS

1995

| PLAYERS | GP | G | A | PTS | PIM |
|-------------------|----|----|----|-----|-----|
| Ron Francis | 12 | 6 | 13 | 19 | 4 |
| Jaromir Jagr | 12 | 10 | 5 | 15 | 6 |
| Larry Murphy | 12 | 2 | 13 | 15 | 0 |
| Luc Robitaille | 12 | 7 | 4 | 11 | 26 |
| Kevin Stevens | 12 | 4 | 7 | 11 | 21 |
| Tomas Sandstrom | 12 | 3 | 3 | 6 | 16 |
| Norm Maciver | 12 | 1 | 4 | 5 | 8 |
| Troy Murray | 12 | 2 | 1 | 3 | 12 |
| Joe Mullen | 12 | 0 | 3 | 3 | 4 |
| Chris Joseph | 10 | 1 | 1 | 2 | 12 |
| Ulf Samuelsson | 7 | 0 | 2 | 2 | 8 |
| John Cullen | 9 | 0 | 2 | 2 | 8 |
| Shawn McEachern | 11 | 0 | 2 | 2 | 8 |
| Francois Leroux | 12 | 0 | 2 | 2 | 14 |
| Len Barrie | 4 | 1 | 0 | 1 | 8 |
| Kjell Samuelsson | 11 | 0 | 1 | 1 | 32 |
| Drake Berehowsky | 1 | 0 | 0 | 0 | 0 |
| Tom Barrasso | 2 | 0 | 0 | 0 | 2 |
| Richard Park | 3 | 0 | 0 | 0 | 2 |
| Peter Taglianetti | 4 | 0 | 0 | 0 | 2 |
| Chris Tamer | 4 | 0 | 0 | 0 | 18 |
| Rusty Fitzgerald | 5 | 0 | 0 | 0 | 4 |
| Jim McKenzie | 5 | 0 | 0 | 0 | 4 |
| Ian Moran | 8 | 0 | 0 | 0 | 0 |
| Mike Hudson | 11 | 0 | 0 | 0 | 6 |
| Ken Wregget | 11 | 0 | 0 | 0 | 7 |

1996

| PLAYERS | GP | G | A | PTS | PIM |
|------------------|----|----|----|-----|-----|
| Mario Lemieux | 18 | 11 | 16 | 27 | 33 |
| Jaromir Jagr | 18 | 11 | 12 | 23 | 18 |
| Petr Nedved | 18 | 10 | 10 | 20 | 16 |
| Sergei Zubov | 18 | 1 | 14 | 15 | 26 |
| J.J. Daigneault | 17 | 1 | 9 | 10 | 36 |
| Bryan Smolinski | 18 | 5 | 4 | 9 | 10 |
| Ron Francis | 11 | 3 | 6 | 9 | 4 |
| Dave Roche | 16 | 2 | 7 | 9 | 26 |
| Glen Murray | 18 | 2 | 6 | 8 | 10 |
| Chris Tamer | 18 | 0 | 7 | 7 | 24 |
| Tomas Sandstrom | 18 | 4 | 2 | 6 | 30 |
| Kevin Miller | 18 | 3 | 2 | 5 | 8 |
| Joe Dziedzic | 16 | 1 | 2 | 3 | 19 |
| Brad Lauer | 12 | 1 | 1 | 2 | 4 |
| Francois Leroux | 18 | 1 | 1 | 2 | 20 |
| Chris Joseph | 15 | 1 | 0 | 1 | 8 |
| Ken Wregget | 9 | 0 | 1 | 1 | 0 |
| Dmitri Mironov | 15 | 0 | 1 | 1 | 10 |
| Neil Wilkinson | 15 | 0 | 1 | 1 | 14 |
| Richard Park | 1 | 0 | 0 | 0 | 0 |
| Corey Foster | 3 | 0 | 0 | 0 | 4 |
| Stefan Bergkvist | 4 | 0 | 0 | 0 | 2 |
| Dave McLlwain | 6 | 0 | 0 | 0 | 0 |
| Alek Stojanov | 9 | 0 | 0 | 0 | 19 |
| Tom Barrasso | 10 | 0 | 0 | 0 | 8 |

Goaltenders

| GOALIE | W-L | GP | MP | GA | SO | GAA |
|--------------|-----|----|-----|----|----|------|
| Ken Wregget | 5-6 | 11 | 661 | 33 | 1 | 3.00 |
| Tom Barrasso | 0-1 | 2 | 80 | 8 | 0 | 6.00 |

Goaltenders

| GOALIE | W-L | GP | MP | GA | SO | GAA |
|--------------|-----|----|-----|----|----|------|
| Ken Wregget | 7-2 | 9 | 599 | 23 | 0 | 2.30 |
| Tom Barrasso | 4-5 | 10 | 558 | 26 | 1 | 2.80 |

YEAR-BY-YEAR PLAYOFF STATS

1997

| PLAYERS | GP | G | A | PTS | PIM |
|--------------------|----|---|---|-----|-----|
| Jaromir Jagr | 5 | 4 | 4 | 8 | 4 |
| Mario Lemieux | 5 | 3 | 3 | 6 | 4 |
| Ron Francis | 5 | 1 | 2 | 3 | 2 |
| Ian Moran | 5 | 1 | 2 | 3 | 4 |
| Petr Nedved | 5 | 1 | 2 | 3 | 12 |
| Jason Woolley | 5 | 0 | 3 | 3 | 0 |
| Kevin Hatcher | 5 | 1 | 1 | 2 | 4 |
| Greg Johnson | 5 | 1 | 0 | 1 | 2 |
| Ed Olczyk | 5 | 1 | 0 | 1 | 12 |
| Fredrik Olausson | 4 | 0 | 1 | 1 | 0 |
| Stu Barnes | 5 | 0 | 1 | 1 | 0 |
| Joe Dziedzic | 5 | 0 | 1 | 1 | 4 |
| Alex Hicks | 5 | 0 | 1 | 1 | 2 |
| Joe Mullen | 1 | 0 | 0 | 0 | 0 |
| Francois Leroux | 3 | 0 | 0 | 0 | 0 |
| Craig Muni | 3 | 0 | 0 | 0 | 0 |
| Chris Tamer | 4 | 0 | 0 | 0 | 4 |
| Josef Beranek | 5 | 0 | 0 | 0 | 2 |
| Darius Kasparaitis | 5 | 0 | 0 | 0 | 6 |
| Neil Wilkinson | 5 | 0 | 0 | 0 | 4 |
| Ken Wregget | 5 | 0 | 0 | 0 | 2 |

1998

| PLAYERS | GP | G | A | PTS | PIM |
|--------------------|----|---|---|-----|-----|
| Jaromir Jagr | 6 | 4 | 5 | 9 | 2 |
| Stu Barnes | 6 | 3 | 3 | 6 | 2 |
| Ron Francis | 6 | 1 | 5 | 6 | 2 |
| Jiri Slegr | 6 | 0 | 4 | 4 | 2 |
| Robert Lang | 6 | 0 | 3 | 3 | 2 |
| Fredrik Olausson | 6 | 0 | 3 | 3 | 2 |
| Ed Olczyk | 6 | 2 | 0 | 2 | 4 |
| Martin Straka | 6 | 2 | 0 | 2 | 2 |
| Rob Brown | 6 | 1 | 0 | 1 | 4 |
| Kevin Hatcher | 6 | 1 | 0 | 1 | 12 |
| Brad Werenka | 6 | 1 | 0 | 1 | 8 |
| Aleksey Morozov | 6 | 0 | 1 | 1 | 2 |
| Chris Tamer | 6 | 0 | 1 | 1 | 4 |
| Tyler Wright | 6 | 0 | 1 | 1 | 4 |
| Tuomas Gronman | 1 | 0 | 0 | 0 | 0 |
| Andreas Johansson | 1 | 0 | 0 | 0 | 0 |
| Darius Kasparaitis | 5 | 0 | 0 | 0 | 8 |
| Sean Pronger | 5 | 0 | 0 | 0 | 4 |
| Tom Barrasso | 6 | 0 | 0 | 0 | 2 |
| Alex Hicks | 6 | 0 | 0 | 0 | 2 |
| Ian Moran | 6 | 0 | 0 | 0 | 2 |

Goaltenders

| GOALIE | W-L | GP | MP | GA | SO | GAA |
|-------------|-----|----|-----|----|----|------|
| Ken Wregget | 1-4 | 5 | 297 | 18 | 0 | 3.64 |

Goaltenders

| GOALIE | W-L | GP | MP | GA | SO | GAA |
|--------------|-----|----|-----|----|----|------|
| Tom Barrasso | 2-4 | 6 | 376 | 17 | 0 | 2.71 |

YEAR-BY-YEAR PLAYOFF STATS

1999

| PLAYERS | GP | G | A | PTS | PIM |
|-------------------|----|---|---|-----|-----|
| Martin Straka | 13 | 6 | 9 | 15 | 6 |
| Jaromir Jagr | 9 | 5 | 7 | 12 | 16 |
| Alex Kovalev | 10 | 5 | 7 | 12 | 14 |
| Kip Miller | 13 | 2 | 7 | 9 | 19 |
| German Titov | 11 | 3 | 5 | 8 | 4 |
| Rob Brown | 13 | 2 | 5 | 7 | 8 |
| Jan Hrdina | 13 | 4 | 1 | 5 | 12 |
| Kevin Hatcher | 13 | 2 | 3 | 5 | 4 |
| Jiri Slegř | 13 | 1 | 3 | 4 | 12 |
| Aleksey Morozov | 10 | 1 | 1 | 2 | 0 |
| Brad Werenka | 13 | 1 | 1 | 2 | 6 |
| Robert Lang | 12 | 0 | 2 | 2 | 0 |
| Ian Moran | 13 | 0 | 2 | 2 | 8 |
| Greg Andrusak | 12 | 1 | 0 | 1 | 6 |
| Bobby Dollas | 13 | 1 | 0 | 1 | 6 |
| Dan Kesa | 13 | 1 | 0 | 1 | 0 |
| Maxim Galanov | 1 | 0 | 0 | 0 | 0 |
| Victor Ignatjev | 1 | 0 | 0 | 0 | 2 |
| Todd Hlushko | 2 | 0 | 0 | 0 | 0 |
| Brian Bonin | 3 | 0 | 0 | 0 | 0 |
| Martin Sonnenberg | 7 | 0 | 0 | 0 | 0 |
| Matthew Barnaby | 13 | 0 | 0 | 0 | 35 |
| Tom Barrasso | 13 | 0 | 0 | 0 | 4 |
| Tyler Wright | 13 | 0 | 0 | 0 | 19 |

2000

| PLAYERS | GP | G | A | PTS | PIM |
|--------------------|----|---|---|-----|-----|
| Jaromir Jagr | 11 | 8 | 8 | 16 | 6 |
| Jan Hrdina | 9 | 4 | 8 | 12 | 2 |
| Martin Straka | 11 | 3 | 9 | 12 | 10 |
| Robert Lang | 11 | 3 | 3 | 6 | 0 |
| Janne Laukkanen | 11 | 2 | 4 | 6 | 10 |
| Alex Kovalev | 11 | 1 | 5 | 6 | 10 |
| Jiri Slegř | 10 | 2 | 3 | 5 | 19 |
| Tyler Wright | 11 | 3 | 1 | 4 | 17 |
| Rob Brown | 11 | 1 | 2 | 3 | 0 |
| Josef Beranek | 11 | 0 | 3 | 3 | 4 |
| Rene Corbet | 7 | 1 | 1 | 2 | 9 |
| Darius Kasparaitis | 11 | 1 | 1 | 2 | 10 |
| Matthew Barnaby | 11 | 0 | 2 | 2 | 29 |
| Bob Boughner | 11 | 0 | 2 | 2 | 15 |
| John Slaney | 2 | 1 | 0 | 1 | 2 |
| Pat Falloon | 10 | 1 | 0 | 1 | 2 |
| Hans Jonsson | 11 | 0 | 1 | 1 | 6 |
| Ian Moran | 11 | 0 | 1 | 1 | 2 |
| Peter Skudra | 1 | 0 | 0 | 0 | 0 |
| Michal Rozsival | 2 | 0 | 0 | 0 | 4 |
| Aleksey Morozov | 5 | 0 | 0 | 0 | 0 |
| Peter Popovic | 10 | 0 | 0 | 0 | 10 |
| Ron Tugnutt | 11 | 0 | 0 | 0 | 2 |

Goaltenders

| GOALIE | W-L | GP | MP | GA | SO | GAA |
|--------------|-----|----|-----|----|----|------|
| Tom Barrasso | 6-7 | 13 | 787 | 35 | 1 | 2.67 |

Goaltenders

| GOALIE | W-L | GP | MP | GA | SO | GAA |
|--------------|-----|----|-----|----|----|------|
| Ron Tugnutt | 6-5 | 11 | 746 | 22 | 2 | 1.77 |
| Peter Skudra | 0-0 | 1 | 20 | 1 | 0 | 3.00 |

YEAR-BY-YEAR PLAYOFF STATS

2001

| PLAYERS | GP | G | A | PTS | PIM |
|----------------------|----|---|----|-----|-----|
| Mario Lemieux | 18 | 6 | 11 | 17 | 4 |
| Martin Straka | 18 | 5 | 8 | 13 | 8 |
| Jaromir Jagr | 16 | 2 | 10 | 12 | 18 |
| Alex Kovalev | 18 | 5 | 5 | 10 | 16 |
| Andrew Ference | 18 | 3 | 7 | 10 | 16 |
| Robert Lang | 16 | 4 | 4 | 8 | 4 |
| Jan Hrdina | 18 | 2 | 5 | 7 | 8 |
| Kevin Stevens | 17 | 3 | 3 | 6 | 20 |
| Aleksey Morozov | 18 | 3 | 3 | 6 | 6 |
| Janne Laukkanen | 18 | 2 | 2 | 4 | 14 |
| Wayne Primeau | 18 | 1 | 3 | 4 | 2 |
| Darius Kasparaitis | 17 | 1 | 1 | 2 | 26 |
| Josef Beranek | 13 | 0 | 2 | 2 | 2 |
| Rene Corbet | 17 | 1 | 0 | 1 | 12 |
| Marc Bergevin | 12 | 0 | 1 | 1 | 2 |
| Bob Boughner | 18 | 0 | 1 | 1 | 22 |
| Ian Moran | 18 | 0 | 1 | 1 | 4 |
| Jean-Sebastien Aubin | 1 | 0 | 0 | 0 | 0 |
| Dan LaCouture | 5 | 0 | 0 | 0 | 2 |
| Krzysztof Oliwa | 5 | 0 | 0 | 0 | 16 |
| Milan Kraft | 8 | 0 | 0 | 0 | 2 |
| Hans Jonsson | 16 | 0 | 0 | 0 | 8 |
| Johan Hedberg | 18 | 0 | 0 | 0 | 0 |

2007

| PLAYERS | GP | G | A | PTS | PIM |
|-------------------|----|---|---|-----|-----|
| Sidney Crosby | 5 | 3 | 2 | 5 | 4 |
| Gary Roberts | 5 | 2 | 2 | 4 | 2 |
| Sergei Gonchar | 5 | 1 | 3 | 4 | 2 |
| Evgeni Malkin | 5 | 0 | 4 | 4 | 8 |
| Mark Recchi | 5 | 0 | 4 | 4 | 0 |
| Jordan Staal | 5 | 3 | 0 | 3 | 2 |
| Ryan Whitney | 5 | 1 | 1 | 2 | 6 |
| Michel Ouellet | 5 | 0 | 2 | 2 | 6 |
| Colby Armstrong | 5 | 0 | 1 | 1 | 11 |
| Maxime Talbot | 5 | 0 | 1 | 1 | 7 |
| Nils Ekman | 1 | 0 | 0 | 0 | 0 |
| Jocelyn Thibault | 1 | 0 | 0 | 0 | 0 |
| Georges Laraque | 2 | 0 | 0 | 0 | 0 |
| Ronald Petrovicky | 3 | 0 | 0 | 0 | 2 |
| Erik Christensen | 4 | 0 | 0 | 0 | 6 |
| Mark Eaton | 5 | 0 | 0 | 0 | 0 |
| Marc-Andre Fleury | 5 | 0 | 0 | 0 | 0 |
| Ryan Malone | 5 | 0 | 0 | 0 | 0 |
| Josef Melichar | 5 | 0 | 0 | 0 | 2 |
| Brooks Orpik | 5 | 0 | 0 | 0 | 8 |
| Jarkko Ruutu | 5 | 0 | 0 | 0 | 10 |
| Rob Scuderi | 5 | 0 | 0 | 0 | 2 |

Goaltenders

| GOALIE | W-L | GP | MP | GA | SO | GAA |
|----------------------|-----|----|------|----|----|------|
| Johan Hedberg | 9-9 | 18 | 1123 | 43 | 2 | 2.30 |
| Jean-Sebastien Aubin | 0-0 | 1 | 1 | 0 | 0 | 0.00 |

Goaltenders

| GOALIE | W-L | GP | MP | GA | SO | GAA |
|-------------------|-----|----|-----|----|----|------|
| Marc-Andre Fleury | 1-4 | 5 | 287 | 18 | 0 | 3.76 |
| Jocelyn Thibault | 0-0 | 1 | 8 | 0 | 0 | 0.00 |

YEAR-BY-YEAR PLAYOFF STATS

2008

| PLAYERS | GP | G | A | PTS | PIM |
|-------------------|----|----|----|-----|-----|
| Sidney Crosby | 20 | 6 | 21 | 27 | 12 |
| Marian Hossa | 20 | 12 | 14 | 26 | 12 |
| Evgeni Malkin | 20 | 10 | 12 | 22 | 24 |
| Ryan Malone | 20 | 6 | 10 | 16 | 25 |
| Sergei Gonchar | 20 | 1 | 13 | 14 | 8 |
| Petr Sykora | 20 | 6 | 3 | 9 | 16 |
| Maxime Talbot | 17 | 3 | 6 | 9 | 36 |
| Jordan Staal | 20 | 6 | 1 | 7 | 14 |
| Pascal Dupuis | 20 | 2 | 5 | 7 | 18 |
| Ryan Whitney | 20 | 1 | 5 | 6 | 25 |
| Adam Hall | 17 | 3 | 1 | 4 | 8 |
| Gary Roberts | 11 | 2 | 2 | 4 | 32 |
| Tyler Kennedy | 20 | 0 | 4 | 4 | 13 |
| Jarkko Ruutu | 20 | 2 | 1 | 3 | 26 |
| Georges Laraque | 15 | 1 | 2 | 3 | 4 |
| Rob Scuderi | 20 | 0 | 3 | 3 | 2 |
| Kris Letang | 16 | 0 | 2 | 2 | 12 |
| Brooks Orpik | 20 | 0 | 2 | 2 | 18 |
| Hal Gill | 20 | 0 | 1 | 1 | 12 |
| Darryl Sydor | 4 | 0 | 0 | 0 | 2 |
| Marc-Andre Fleury | 20 | 0 | 0 | 0 | 2 |

2009

| PLAYERS | GP | G | A | PTS | PIM |
|-------------------|----|----|----|-----|-----|
| Evgeni Malkin | 24 | 14 | 22 | 36 | 51 |
| Sidney Crosby | 24 | 15 | 16 | 31 | 14 |
| Bill Guerin | 24 | 7 | 8 | 15 | 15 |
| Ruslan Fedotenko | 24 | 7 | 7 | 14 | 4 |
| Sergei Gonchar | 22 | 3 | 11 | 14 | 12 |
| Chris Kunitz | 24 | 1 | 13 | 14 | 19 |
| Maxime Talbot | 24 | 8 | 5 | 13 | 19 |
| Kris Letang | 23 | 4 | 9 | 13 | 26 |
| Tyler Kennedy | 24 | 5 | 4 | 9 | 4 |
| Jordan Staal | 24 | 4 | 5 | 9 | 8 |
| Mark Eaton | 24 | 4 | 3 | 7 | 10 |
| Matt Cooke | 24 | 1 | 6 | 7 | 22 |
| Miroslav Satan | 17 | 1 | 5 | 6 | 11 |
| Craig Adams | 24 | 3 | 2 | 5 | 16 |
| Rob Scuderi | 24 | 1 | 4 | 5 | 6 |
| Philippe Boucher | 9 | 1 | 3 | 4 | 4 |
| Brooks Orpik | 24 | 0 | 4 | 4 | 22 |
| Hal Gill | 24 | 0 | 2 | 2 | 6 |
| Alex Goligoski | 2 | 0 | 1 | 1 | 0 |
| Petr Sykora | 7 | 0 | 1 | 1 | 0 |
| Mathieu Garon | 1 | 0 | 0 | 0 | 0 |
| Pascal Dupuis | 16 | 0 | 0 | 0 | 8 |
| Marc-Andre Fleury | 24 | 0 | 0 | 0 | 2 |

Goaltenders

| GOALIE | W-L | GP | MP | GA | SO | GAA |
|-------------------|------|----|------|----|----|------|
| Marc-Andre Fleury | 14-6 | 20 | 1251 | 41 | 3 | 1.97 |

Goaltenders

| GOALIE | W-L | GP | MP | GA | SO | GAA |
|-------------------|------|----|------|----|----|------|
| Marc-Andre Fleury | 16-8 | 24 | 1447 | 63 | 0 | 2.61 |
| Mathieu Garon | 0-0 | 1 | 24 | 0 | 0 | 0.00 |

YEAR-BY-YEAR PLAYOFF STATS

2010

| PLAYERS | GP | G | A | PTS | PIM |
|---------------------|----|---|----|-----|-----|
| Sidney Crosby | 13 | 6 | 13 | 19 | 6 |
| Sergei Gonchar | 13 | 2 | 10 | 12 | 4 |
| Evgeni Malkin | 13 | 5 | 6 | 11 | 6 |
| Chris Kunitz | 13 | 4 | 7 | 11 | 8 |
| Bill Guerin | 11 | 4 | 5 | 9 | 2 |
| Alex Goligoski | 13 | 2 | 7 | 9 | 2 |
| Pascal Dupuis | 13 | 2 | 6 | 8 | 4 |
| Kris Letang | 13 | 5 | 2 | 7 | 6 |
| Matt Cooke | 13 | 4 | 2 | 6 | 22 |
| Maxime Talbot | 13 | 2 | 4 | 6 | 11 |
| Jordan Staal | 11 | 3 | 2 | 5 | 6 |
| Alexei Ponikarovsky | 11 | 1 | 4 | 5 | 4 |
| Craig Adams | 13 | 2 | 1 | 3 | 15 |
| Mark Eaton | 13 | 0 | 3 | 3 | 4 |
| Brooks Orpik | 13 | 0 | 2 | 2 | 12 |
| Mark Letestu | 4 | 0 | 1 | 1 | 0 |
| Chris Conner | 1 | 0 | 0 | 0 | 0 |
| Brent Johnson | 1 | 0 | 0 | 0 | 0 |
| Jay McKee | 5 | 0 | 0 | 0 | 2 |
| Ruslan Fedotenko | 6 | 0 | 0 | 0 | 4 |
| Jordan Leopold | 8 | 0 | 0 | 0 | 2 |
| Tyler Kennedy | 10 | 0 | 0 | 0 | 2 |
| Mike Rupp | 11 | 0 | 0 | 0 | 8 |
| Marc-Andre Fleury | 13 | 0 | 0 | 0 | 2 |

2011

| PLAYERS | GP | G | A | PTS | PIM |
|-------------------|----|---|---|-----|-----|
| Arron Asham | 7 | 3 | 1 | 4 | 2 |
| Maxime Talbot | 7 | 1 | 3 | 4 | 14 |
| Kris Letang | 7 | 0 | 4 | 4 | 10 |
| Tyler Kennedy | 7 | 2 | 1 | 3 | 2 |
| Jordan Staal | 7 | 1 | 2 | 3 | 2 |
| Brooks Orpik | 7 | 0 | 3 | 3 | 14 |
| Alex Kovalev | 7 | 1 | 1 | 2 | 10 |
| James Neal | 7 | 1 | 1 | 2 | 6 |
| Mike Rupp | 7 | 1 | 1 | 2 | 4 |
| Ben Lovejoy | 7 | 0 | 2 | 2 | 4 |
| Paul Martin | 7 | 0 | 2 | 2 | 2 |
| Chris Kunitz | 6 | 1 | 0 | 1 | 6 |
| Craig Adams | 7 | 1 | 0 | 1 | 2 |
| Chris Conner | 7 | 1 | 0 | 1 | 0 |
| Pascal Dupuis | 7 | 1 | 0 | 1 | 2 |
| Mark Letestu | 7 | 0 | 1 | 1 | 0 |
| Zbynek Michalek | 7 | 0 | 1 | 1 | 0 |
| Matt Niskanen | 7 | 0 | 1 | 1 | 0 |
| Brent Johnson | 1 | 0 | 0 | 0 | 2 |
| Eric Tangradi | 1 | 0 | 0 | 0 | 0 |
| Marc-Andre Fleury | 7 | 0 | 0 | 0 | 0 |

Goaltenders

| GOALIE | W-L | GP | MP | GA | SO | GAA |
|-------------------|-----|----|-----|----|----|------|
| Marc-Andre Fleury | 7-6 | 13 | 798 | 37 | 1 | 2.78 |
| Brent Johnson | 0-0 | 1 | 31 | 1 | 0 | 1.94 |

Goaltenders

| GOALIE | W-L | GP | MP | GA | SO | GAA |
|-------------------|-----|----|-----|----|----|------|
| Marc-Andre Fleury | 3-4 | 7 | 405 | 17 | 1 | 2.52 |
| Brent Johnson | 0-0 | 1 | 34 | 4 | 0 | 7.06 |

YEAR-BY-YEAR PLAYOFF STATS

2012

| PLAYERS | GP | G | A | PTS | PIM |
|-------------------|----|---|---|-----|-----|
| Jordan Staal | 6 | 6 | 3 | 9 | 2 |
| Sidney Crosby | 6 | 3 | 5 | 8 | 9 |
| Evgeni Malkin | 6 | 3 | 5 | 8 | 6 |
| Tyler Kennedy | 6 | 3 | 3 | 6 | 2 |
| James Neal | 5 | 2 | 4 | 6 | 12 |
| Pascal Dupuis | 6 | 2 | 4 | 6 | 0 |
| Chris Kunitz | 6 | 2 | 4 | 6 | 8 |
| Steve Sullivan | 6 | 2 | 4 | 6 | 4 |
| Kris Letang | 6 | 1 | 4 | 5 | 21 |
| Matt Cooke | 6 | 0 | 4 | 4 | 16 |
| Matt Niskanen | 4 | 1 | 2 | 3 | 6 |
| Paul Martin | 3 | 1 | 0 | 1 | 0 |
| Richard Park | 2 | 0 | 1 | 1 | 2 |
| Eric Tangradi | 2 | 0 | 1 | 1 | 0 |
| Deryk Engelland | 6 | 0 | 1 | 1 | 14 |
| Marc-Andre Fleury | 6 | 0 | 1 | 1 | 0 |
| Zbynek Michalek | 6 | 0 | 1 | 1 | 0 |
| Brent Johnson | 1 | 0 | 0 | 0 | 0 |
| Ben Lovejoy | 2 | 0 | 0 | 0 | 0 |
| Arron Asham | 3 | 0 | 0 | 0 | 10 |
| Simon Despres | 3 | 0 | 0 | 0 | 2 |
| Brian Strait | 3 | 0 | 0 | 0 | 0 |
| Joe Vitale | 4 | 0 | 0 | 0 | 12 |
| Craig Adams | 5 | 0 | 0 | 0 | 19 |
| Brooks Orpik | 6 | 0 | 0 | 0 | 4 |

2013

| PLAYERS | GP | G | A | PTS | PIM |
|-------------------|----|---|----|-----|-----|
| Evgeni Malkin | 15 | 4 | 12 | 16 | 26 |
| Kris Letang | 15 | 3 | 13 | 16 | 8 |
| Sidney Crosby | 14 | 7 | 8 | 15 | 8 |
| Jarome Iginla | 15 | 4 | 8 | 12 | 16 |
| Pascal Dupuis | 15 | 7 | 4 | 11 | 12 |
| Paul Martin | 15 | 2 | 9 | 11 | 4 |
| James Neal | 13 | 6 | 4 | 10 | 8 |
| Chris Kunitz | 15 | 5 | 5 | 10 | 6 |
| Tyler Kennedy | 9 | 2 | 3 | 5 | 2 |
| Brenden Morrow | 14 | 2 | 2 | 4 | 8 |
| Matt Cooke | 15 | 0 | 4 | 4 | 35 |
| Douglas Murray | 15 | 2 | 1 | 3 | 32 |
| Brandon Sutter | 15 | 2 | 1 | 3 | 0 |
| Mark Eaton | 8 | 0 | 3 | 3 | 0 |
| Jussi Jokinen | 8 | 0 | 3 | 3 | 4 |
| Brooks Orpik | 12 | 1 | 1 | 2 | 10 |
| Matt Niskanen | 15 | 0 | 2 | 2 | 11 |
| Tanner Glass | 5 | 1 | 0 | 1 | 4 |
| Beau Bennett | 6 | 1 | 0 | 1 | 0 |
| Marc-Andre Fleury | 5 | 0 | 1 | 1 | 0 |
| Joe Vitale | 6 | 0 | 1 | 1 | 6 |
| Craig Adams | 15 | 0 | 1 | 1 | 10 |
| Simon Despres | 3 | 0 | 0 | 0 | 0 |
| Deryk Engelland | 7 | 0 | 0 | 0 | 8 |
| Tomas Vokoun | 11 | 0 | 0 | 0 | 0 |

Goaltenders

| GOALIE | W-L | GP | MP | GA | SO | GAA |
|-------------------|-----|----|-----|----|----|------|
| Marc-Andre Fleury | 2-4 | 6 | 337 | 26 | 0 | 4.63 |
| Brent Johnson | 0-0 | 1 | 20 | 2 | 0 | 6.00 |

Goaltenders

| GOALIE | W-L | GP | MP | GA | SO | GAA |
|-------------------|-----|----|-----|----|----|------|
| Tomas Vokoun | 6-5 | 11 | 685 | 23 | 1 | 2.01 |
| Marc-Andre Fleury | 2-2 | 5 | 290 | 17 | 1 | 3.52 |

YEAR-BY-YEAR PLAYOFF STATS

2014

| PLAYERS | GP | G | A | PTS | PIM |
|-------------------|----|---|---|-----|-----|
| Evgeni Malkin | 13 | 6 | 8 | 14 | 8 |
| Jussi Jokinen | 13 | 7 | 3 | 10 | 10 |
| Matt Niskanen | 13 | 2 | 7 | 9 | 8 |
| Sidney Crosby | 13 | 1 | 8 | 9 | 4 |
| Chris Kunitz | 13 | 3 | 5 | 8 | 16 |
| Paul Martin | 13 | 0 | 8 | 8 | 6 |
| Brandon Sutter | 13 | 5 | 2 | 7 | 2 |
| Kris Letang | 13 | 2 | 4 | 6 | 14 |
| Beau Bennett | 12 | 1 | 4 | 5 | 8 |
| James Neal | 13 | 2 | 2 | 4 | 24 |
| Olli Maatta | 13 | 0 | 4 | 4 | 0 |
| Brian Gibbons | 8 | 2 | 1 | 3 | 2 |
| Lee Stempniak | 13 | 2 | 1 | 3 | 6 |
| Brooks Orpik | 5 | 1 | 1 | 2 | 0 |
| Craig Adams | 13 | 1 | 1 | 2 | 2 |
| Robert Bortuzzo | 8 | 0 | 1 | 1 | 4 |
| Marcel Goc | 9 | 0 | 1 | 1 | 4 |
| Jayson Megna | 2 | 0 | 0 | 0 | 0 |
| Tanner Glass | 8 | 0 | 0 | 0 | 4 |
| Marc-Andre Fleury | 13 | 0 | 0 | 0 | 0 |
| Rob Scuderi | 13 | 0 | 0 | 0 | 6 |
| Joe Vitale | 13 | 0 | 0 | 0 | 4 |

2015

| PLAYERS | GP | G | A | PTS | PIM |
|-------------------|----|---|---|-----|-----|
| Sidney Crosby | 5 | 2 | 2 | 4 | 0 |
| Patric Hornqvist | 5 | 2 | 1 | 3 | 2 |
| Chris Kunitz | 5 | 1 | 2 | 3 | 8 |
| Nick Spaling | 5 | 1 | 1 | 2 | 4 |
| Brandon Sutter | 5 | 1 | 1 | 2 | 2 |
| Ian Cole | 5 | 0 | 2 | 2 | 8 |
| Steve Downie | 5 | 0 | 2 | 2 | 4 |
| Ben Lovejoy | 5 | 0 | 2 | 2 | 0 |
| Paul Martin | 5 | 0 | 2 | 2 | 2 |
| Blake Comeau | 5 | 1 | 0 | 1 | 8 |
| David Perron | 5 | 0 | 1 | 1 | 4 |
| Beau Bennett | 2 | 0 | 0 | 0 | 0 |
| Scott Wilson | 3 | 0 | 0 | 0 | 0 |
| Taylor Chorney | 5 | 0 | 0 | 0 | 2 |
| Brian Dumoulin | 5 | 0 | 0 | 0 | 0 |
| Marc-Andre Fleury | 5 | 0 | 0 | 0 | 0 |
| Maxim Lapierre | 5 | 0 | 0 | 0 | 0 |
| Evgeni Malkin | 5 | 0 | 0 | 0 | 0 |
| Rob Scuderi | 5 | 0 | 0 | 0 | 0 |
| Daniel Winnik | 5 | 0 | 0 | 0 | 2 |

Goaltenders

| GOALIE | W-L | GP | MP | GA | SO | GAA |
|-------------------|-----|----|-----|----|----|------|
| Marc-Andre Fleury | 7-6 | 13 | 800 | 32 | 2 | 2.40 |

Goaltenders

| GOALIE | W-L | GP | MP | GA | SO | GAA |
|-------------------|-----|----|-----|----|----|------|
| Marc-Andre Fleury | 1-4 | 5 | 312 | 11 | 0 | 2.12 |

YEAR-BY-YEAR PLAYOFF STATS

2016

| PLAYERS | GP | G | A | PTS | PIM |
|-------------------|----|----|----|-----|-----|
| Phil Kessel | 24 | 10 | 12 | 22 | 4 |
| Sidney Crosby | 24 | 6 | 13 | 19 | 4 |
| Evgeni Malkin | 23 | 6 | 12 | 18 | 18 |
| Nick Bonino | 24 | 4 | 14 | 18 | 12 |
| Carl Hagelin | 24 | 6 | 10 | 16 | 14 |
| Kris Letang | 23 | 3 | 12 | 15 | 22 |
| Patric Hornqvist | 24 | 9 | 4 | 13 | 10 |
| Chris Kunitz | 24 | 4 | 8 | 12 | 15 |
| Conor Sheary | 23 | 4 | 6 | 10 | 8 |
| Bryan Rust | 23 | 6 | 3 | 9 | 6 |
| Brian Dumoulin | 24 | 2 | 6 | 8 | 2 |
| Olli Maatta | 18 | 0 | 7 | 7 | 4 |
| Matt Cullen | 24 | 4 | 2 | 6 | 8 |
| Ben Lovejoy | 24 | 2 | 4 | 6 | 12 |
| Trevor Daley | 15 | 1 | 5 | 6 | 10 |
| Tom Kuhnhackl | 24 | 2 | 3 | 5 | 0 |
| Eric Fehr | 23 | 3 | 1 | 4 | 6 |
| Justin Schultz | 15 | 0 | 4 | 4 | 0 |
| Ian Cole | 24 | 1 | 2 | 3 | 14 |
| Beau Bennett | 1 | 0 | 0 | 0 | 0 |
| Marc-Andre Fleury | 2 | 0 | 0 | 0 | 0 |
| Derrick Pouliot | 2 | 0 | 0 | 0 | 2 |
| Oskar Sundqvist | 2 | 0 | 0 | 0 | 0 |
| Jeff Zatkoff | 2 | 0 | 0 | 0 | 0 |
| Matt Murray | 21 | 0 | 0 | 0 | 4 |

2017

| PLAYERS | GP | G | A | PTS | PIM |
|-------------------|----|----|----|-----|-----|
| Evgeni Malkin | 25 | 10 | 18 | 28 | 53 |
| Sidney Crosby | 24 | 8 | 19 | 27 | 10 |
| Phil Kessel | 25 | 8 | 15 | 23 | 2 |
| Jake Guentzel | 25 | 13 | 8 | 21 | 10 |
| Justin Schultz | 21 | 4 | 9 | 13 | 4 |
| Chris Kunitz | 20 | 2 | 9 | 11 | 27 |
| Bryan Rust | 23 | 7 | 2 | 9 | 10 |
| Patric Hornqvist | 19 | 5 | 4 | 9 | 18 |
| Matt Cullen | 25 | 2 | 7 | 9 | 24 |
| Ian Cole | 25 | 0 | 9 | 9 | 22 |
| Ron Hainsey | 25 | 2 | 6 | 8 | 6 |
| Olli Maatta | 25 | 2 | 6 | 8 | 12 |
| Nick Bonino | 21 | 4 | 3 | 7 | 2 |
| Conor Sheary | 22 | 2 | 5 | 7 | 4 |
| Scott Wilson | 20 | 3 | 3 | 6 | 11 |
| Brian Dumoulin | 25 | 1 | 5 | 6 | 6 |
| Trevor Daley | 21 | 1 | 4 | 5 | 24 |
| Carter Rowney | 20 | 0 | 3 | 3 | 4 |
| Carl Hagelin | 15 | 2 | 0 | 2 | 19 |
| Tom Kuhnhackl | 11 | 1 | 1 | 2 | 4 |
| Mark Streit | 3 | 0 | 2 | 2 | 0 |
| Josh Archibald | 4 | 0 | 0 | 0 | 2 |
| Chad Ruhwedel | 6 | 0 | 0 | 0 | 4 |
| Matt Murray | 11 | 0 | 0 | 0 | 0 |
| Marc-Andre Fleury | 15 | 0 | 0 | 0 | 0 |

Goaltenders

| GOALIE | W-L | GP | MP | GA | SO | GAA |
|-------------------|------|----|------|----|----|------|
| Matt Murray | 15-6 | 21 | 1267 | 44 | 1 | 2.08 |
| Jeff Zatkoff | 1-1 | 2 | 117 | 6 | 0 | 3.08 |
| Marc-Andre Fleury | 0-1 | 2 | 79 | 4 | 0 | 3.04 |

Goaltenders

| GOALIE | W-L | GP | MP | GA | SO | GAA |
|-------------------|-----|----|-----|----|----|------|
| Marc-Andre Fleury | 9-6 | 15 | 867 | 37 | 2 | 2.56 |
| Matt Murray | 7-3 | 11 | 669 | 19 | 3 | 1.70 |

YEAR-BY-YEAR PLAYOFF STATS

2018

| PLAYERS | GP | G | A | PTS | PIM |
|------------------|----|----|----|-----|-----|
| Jake Guentzel | 12 | 10 | 11 | 21 | 8 |
| Sidney Crosby | 12 | 9 | 12 | 21 | 6 |
| Patric Hornqvist | 10 | 5 | 6 | 11 | 22 |
| Kris Letang | 12 | 3 | 8 | 11 | 15 |
| Phil Kessel | 12 | 1 | 8 | 9 | 2 |
| Evgeni Malkin | 9 | 4 | 4 | 8 | 16 |
| Justin Schultz | 12 | 1 | 7 | 8 | 2 |
| Brian Dumoulin | 12 | 1 | 6 | 7 | 2 |
| Derick Brassard | 12 | 1 | 3 | 4 | 4 |
| Bryan Rust | 12 | 3 | 0 | 3 | 4 |
| Carl Hagelin | 9 | 2 | 1 | 3 | 2 |
| Riley Sheahan | 12 | 1 | 2 | 3 | 2 |
| Dominik Simon | 8 | 0 | 3 | 3 | 4 |
| Olli Maatta | 12 | 0 | 2 | 2 | 4 |
| Conor Sheary | 12 | 0 | 2 | 2 | 2 |
| Jamie Oleksiak | 12 | 1 | 0 | 1 | 7 |
| Zach Aston-Reese | 9 | 0 | 1 | 1 | 4 |
| Tom Kuhnhackl | 12 | 0 | 0 | 0 | 4 |
| Chad Ruhwedel | 12 | 0 | 0 | 0 | 2 |
| Carter Rowney | 3 | 0 | 0 | 0 | 0 |

Goaltenders

| GOALIE | W-L | GP | MP | GA | SO | GAA |
|-------------|-----|----|-----|----|----|------|
| Matt Murray | 6-6 | 12 | 716 | 29 | 2 | 2.43 |

OPPONENT PLAYOFF LEADERS

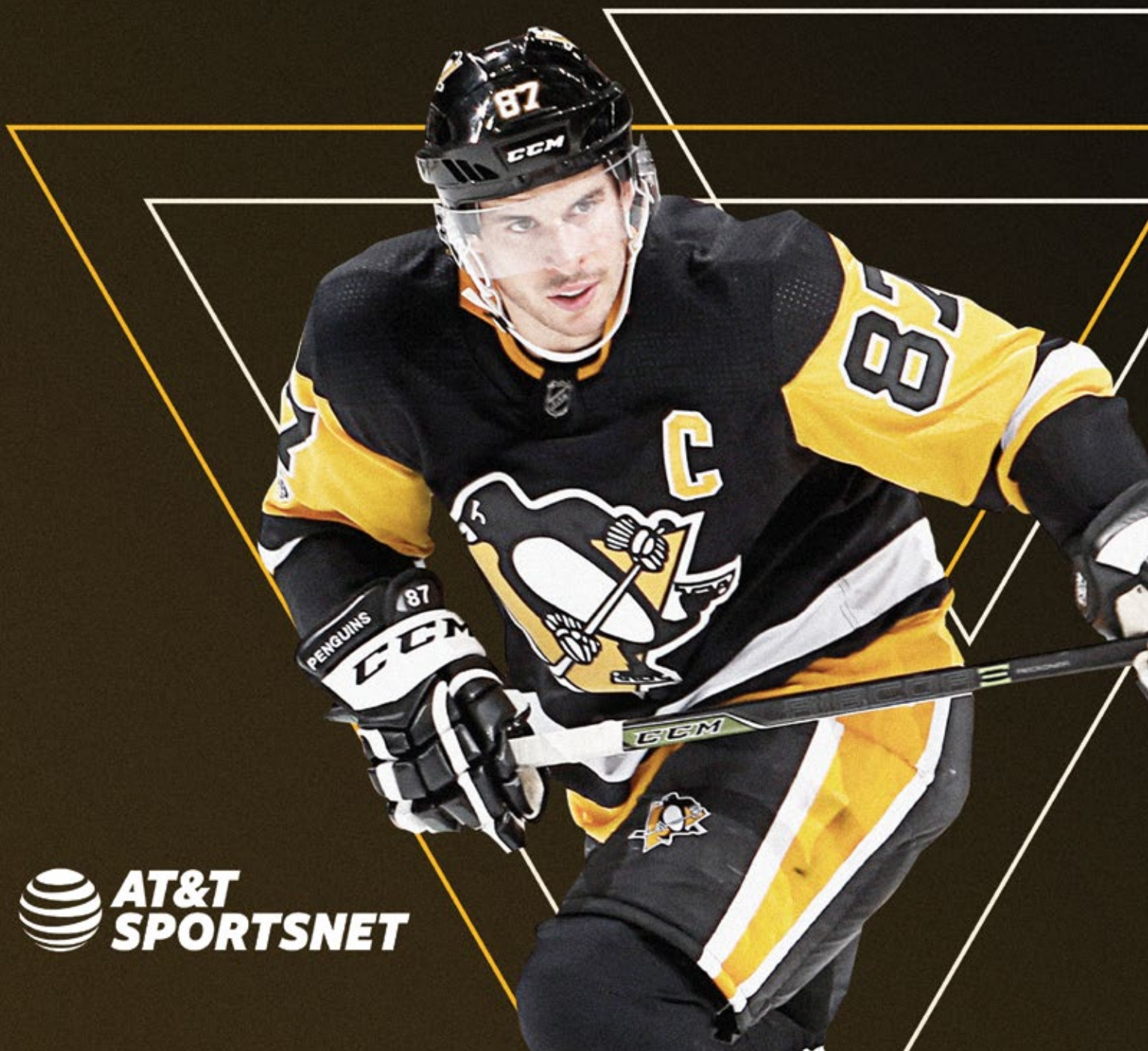
Scoring Leaders

| PLAYER | TEAM(S) | GP | G | A | PTS | PIM |
|-------------------|--------------|----|----|----|-----|-----|
| Alex Ovechkin | Washington | 26 | 15 | 18 | 33 | 20 |
| Peter Bondra | Washington | 39 | 19 | 12 | 31 | 32 |
| Michal Pivonka | Washington | 31 | 8 | 18 | 26 | 60 |
| Calle Johansson | Washington | 36 | 8 | 17 | 25 | 14 |
| Nick Backstrom | Washington | 25 | 8 | 16 | 24 | 6 |
| Dale Hunter | Washington | 27 | 7 | 17 | 24 | 87 |
| Joe Juneau | BOS/WSH | 22 | 6 | 18 | 24 | 29 |
| Claude Giroux | Philadelphia | 18 | 9 | 13 | 22 | 19 |
| Daniel Alfredsson | Ottawa | 18 | 7 | 11 | 18 | 14 |
| Mike Ridley | Washington | 18 | 3 | 15 | 18 | 4 |
| Sergei Gonchar | WSH/OTT | 29 | 6 | 11 | 17 | 18 |
| Jaromir Jagr | NYR/PHI/BOS | 15 | 4 | 13 | 17 | 12 |
| Tim Kerr | PHI/NYR | 4 | 11 | 5 | 16 | 2 |
| Brian Rafalski | NJD/DET | 18 | 6 | 10 | 16 | 6 |
| Dimitri Khristich | Washington | 28 | 6 | 10 | 16 | 25 |
| Mark Recchi | MTL/PHI | 12 | 5 | 11 | 16 | 6 |
| Brian Leetch | NY Rangers | 15 | 4 | 12 | 16 | 6 |

Goaltending Leaders (min: 3 games)

| GOALTENDER | TEAM(S) | GP | MP | GA | SO | GAA | W-L |
|--------------------|--------------|----|------|----|----|------|-------|
| Tuukka Rask | Boston | 4 | 275 | 2 | 2 | 0.44 | 4-0 |
| Glenn Resch | NY Islanders | 4 | 240 | 4 | 1 | 1.00 | 4-0 |
| Jacques Plante | St. Louis | 3 | 180 | 4 | 1 | 1.33 | 2-1 |
| Chris Osgood | Detroit | 13 | 826 | 23 | 3 | 1.67 | 7-6 |
| Dwayne Roloson | Tampa Bay | 7 | 441 | 13 | 1 | 1.77 | 4-3 |
| Wayne Thomas | Toronto | 5 | 300 | 9 | 1 | 1.80 | 3-2 |
| Ray Emery | Ottawa | 5 | 299 | 10 | 1 | 2.01 | 4-1 |
| Martin Brodeur | New Jersey | 17 | 1041 | 35 | 2 | 2.02 | 11-6 |
| Curtis Joseph | Toronto | 6 | 363 | 13 | 0 | 2.15 | 4-2 |
| Gerry Cheevers | Boston | 9 | 540 | 20 | 0 | 2.22 | 7-2 |
| Martin Jones | San Jose | 6 | 370 | 14 | 0 | 2.27 | 2-4 |
| Dominik Hasek | CHI/BUF | 8 | 505 | 20 | 0 | 2.38 | 3-5 |
| Jaroslav Halak | Montreal | 7 | 403 | 16 | 0 | 2.38 | 4-3 |
| Olaf Kolzig | Washington | 18 | 1044 | 42 | 1 | 2.41 | 6-11 |
| Henrik Lundqvist | NY Rangers | 22 | 1237 | 50 | 1 | 2.43 | 10-11 |
| Braden Holtby | Washington | 19 | 1133 | 46 | 0 | 2.44 | 9-10 |
| Gary Smith | OAK/CHI | 5 | 308 | 13 | 1 | 2.53 | 1-4 |
| Antti Raanta | NY Rangers | 3 | 94 | 4 | 0 | 2.56 | 0-1 |
| Garth Snow | Philadelphia | 5 | 300 | 13 | 0 | 2.60 | 4-1 |
| John Vanbiesbrouck | NYR/FLA | 13 | 712 | 31 | 0 | 2.61 | 4-9 |
| Byron Dafoe | Washington | 3 | 138 | 6 | 0 | 2.61 | 0-2 |
| Pekka Rinne | Nashville | 6 | 300 | 14 | 0 | 2.80 | 2-4 |
| Don Beaupre | Washington | 16 | 937 | 44 | 1 | 2.82 | 8-7 |

LIVE THE MOMENT



 **AT&T
SPORTSNET**

MEDIA INFORMATION



MEDIA ENTRANCE:

Members of the media can access PPG Paints Arena through the administrative entrance located near the corner of Fifth Avenue and Washington Place, just to the right of the Peoples Gate box office.

Media with proper accreditation should proceed to the 1st floor, using the elevators just inside the administrative entrance. Media will pass through three sets of double doors before turning right down the hallway towards the media areas. The media workroom will be on the left and the elevators to the media level are located further down the hallway to the right.

The Penguins require all members of the media to display credentials at all times inside PPG Paints Arena.

MEDIA WORKROOM:

The media workroom is located on the lower level in the south end of the building. Members of the media and game night staff must show passes or credentials at the door for admittance. The media room will be open two hours prior to the start of each game with dinner and beverages available for purchase.

The media workroom is equipped with wireless Internet, electrical outlets and a mult box. The media room is open to the media on all game days.

MEDIA LEVEL:

The media level is located on the east side of the building above sections 216-223. It is for game personnel and working members of the media only. Designated elevators to the media level are located down the hallway from the media room in the south end of the building. Take the elevators to the 7th floor and exit to the right.

Please note that ALL seats in the media level are assigned and media should refer to the posted seating charts for direction.

INDIVIDUAL GAME CREDENTIALS:

Game-by-game credentials will be issued based on availability and should be reserved as early as possible. Major daily newspapers, radio and television will receive priority in handling game-by-game requests. Requests from independent websites, freelance writers or blogs will not be fulfilled. These requests must be submitted to Emma Kilmer (ekilmer@pittsburghpenguins.com) no later than 48 hours prior to the game. **THERE WILL BE NO EXCEPTIONS.**

Game-by-game credentials can be picked up at the designated media entrance located to the right of the box office along Fifth Avenue two hours prior to game time.

Penguins team photographers and photographers affiliated with major media outlets that cover the team on a regular basis will be given priority for ice-level positions. All photographers at ice-level will be shooting through open holes in the glass. Single-game photographer credentials will be available on a game-by-game basis and assignments may rotate each period. Photo assignments will be posted in the media workroom and the photographer workroom prior to each game.

The Penguins will provide stools to be used at all ice-level photo positions. The stools will be numbered and available for pick up inside the photographer workroom. All stools must be signed out and returned to the workroom at the end of the night. The Penguins require that all ice-level photographers use the provided stools as a courtesy to our fans.

TELEVISION CREWS:

Due to seating limitations, television crews will not be assigned seating in the media level. Only on-air talent will be assigned seats in the media level. Television crews are asked to view the game in the media workroom. **TV crews are not permitted to shoot highlight footage of game action.**

LOCKER ROOM ACCESS:

The locker rooms are located behind the player benches on the west side of the building on the lower level. Both are accessible via the hallway from the media workroom.

The Penguins locker room will open no later than five minutes after the conclusion of the game per NHL regulations. Please be advised that this includes allotted time for post-game television interviews and the three stars ceremony. The Penguins training room, lounge and the players' dressing area is off-limits to the media at all times. The entrance to the Penguins locker room is through the double doors across from Suite 66 on the lower level.

At the conclusion of practice, the locker room will be open as per NHL requirements. Media are not permitted to access the Penguins runway at any time during practices or morning skates.

Only working members of the media with proper media credentials will be admitted to the locker rooms. Interns are permitted in the locker room in a working capacity. They are not permitted to observe or "assist" full-time members of the media during availability. **Still photography is prohibited inside the locker room.**

POST-GAME PROCEDURES:

Post-game briefings with Penguins head coach Mike Sullivan will be held after each game in the media room. Wireless Internet and a mult box will be available in the media room.

Post-game availability with the visiting head coach will be in the hallway near the visiting locker room.

Post-game audio from both coaches is available via email. Please see a member of the communications staff prior to the start of the game to be added to the distribution list.

Game notes and statistics will be available online and in the media workroom prior to practices and morning skates as well as the media level on game nights. Additional information from the NHL will also be available at these locations throughout the regular season.

Game summaries are available after each period in the media level. Final game summaries are distributed in the media level and media workroom after the game. If you require any special needs, please see a member of the Penguins communications staff.

PRACTICES AND MORNING SKATES:

Practice sessions are open to all accredited members of the media. The Penguins communications department will email out a practice and availability schedule at the beginning of each month. This email will contain a JPEG that can be saved directly to your phone. All times and locations are subject to change. The communications department will send an advisory when times or locations change. **Credentials are required at practices.**

RADIO NETWORK:

"The X", 105.9 FM, will serve as the Penguins' flagship radio station for the 2017-18 season. Hall of Famer Mike Lange, two-time Stanley Cup champion Phil Bourque and Josh Getzoff will call the action for all 82 games. "The X" is part of the Clear Channel Communications group.

TELEVISION COVERAGE:

AT&T SportsNet continues its extraordinary coverage of Penguins games this season, producing a minimum of 70 games. Steve Mears and two-time Stanley Cup champion Bob Errey will call the action along with rinkside reporter, Dan Potash.

COMMUNICATIONS DEPARTMENT

| | | |
|---------------------------|--------------|--|
| Tom McMillan | 412-255-1828 | <i>Vice President, Communications</i> tmcmillan@pittsburghpenguins.com |
| Jennifer Bullano | 412-255-1777 | <i>Sr. Director, Communications</i> jbullano@pittsburghpenguins.com |
| Jason Seidling | 412-255-1804 | <i>Director, Communications</i> jseidling@pittsburghpenguins.com |
| Emma Kilmer | 412-255-1809 | <i>Communications Graduate Assistant</i> ekilmer@pittsburghpenguins.com |
| Sam Kasan | 412-255-1893 | <i>Director, Content</i> skasan@pittsburghpenguins.com |
| Michelle Crechiolo | 412-255-1825 | <i>Manager, Content</i> mcrechiolo@pittsburghpenguins.com |
| Paul Steigerwald | 412-642-1300 | <i>Communications Specialist</i> psteigerwald@pittsburghpenguins.com |

AT&T SPORTSNET BROADCAST TEAM

STEVE MEARS

PLAY-BY-PLAY ANNOUNCER



Steve Mears enters his second season as television play-by-play broadcaster of the Penguins on AT&T SportsNet. Before joining AT&T SportsNet, Mears spent five seasons with NHL Network, which included serving as host of NHL Live, NHL NOW and as play-by-play announcer for the World Junior Championship and NHL International. As the voice of NHL International, Mears has called numerous outdoor NHL games, All-Star Games and the last three Stanley Cup Finals (the first two of which were won by the Penguins). While living in New York City, he also broadcast games for the New York Rangers and was a host on the MSG Radio Network.

Prior to his time at NHL Network, Mears spent three years as a host on the Penguins Radio Network and PensTV, including the final season at the Civic Arena. From 2006 to 2009, he also served as the radio play-by-play broadcaster for the New York Islanders, his first job in the NHL.

Mears is a 2002 graduate of Bowling Green State University, where he broadcast games for the Falcon hockey team for four years. Following his college tenure, he worked in minor league hockey as the voice of the Bossier-Shreveport Mudbugs in Bossier City, Louisiana for four seasons. He was named CHL Broadcaster of the Year in 2005.

A Western PA native, Mears grew up in Murrysville and is a graduate of Franklin Regional High School.

BOB ERREY

COLOR ANALYST



Bob Errey is in his 15th season on Penguins television broadcasts, where he joins Steve Mears.

Previously, Errey worked as the color commentator for Penguins radio broadcasts alongside Paul Steigerwald for four seasons.

During the offseason, Errey has worked several years for Canadian television outlet TSN doing studio work during the World Championship. Errey was the Penguins' first-round draft pick in 1983 and played 11 seasons in Pittsburgh, recording 132 goals, 272 points and 651 penalty minutes in 572 games.

A speedy two-way winger and excellent penalty killer, Errey was a key member of team's two Stanley Cup championships in 1991 and '92.

Errey also played for Buffalo, San Jose, Detroit, Dallas and the New York Rangers in a 15-year NHL career. In 895 games, he registered 170 goals, 382 points and 1,005 penalty minutes.

DAN POTASH

RINKSIDE REPORTER



Dan Potash is currently in his 14th season as rinkside reporter for Pittsburgh Penguins Hockey games on AT&T SportsNet. He also plays a prominent role on AT&T SportsNet's pre- and post-game shows. Potash, a Mid-Atlantic Emmy Award-Winning Reporter, also hosts "Inside Penguins Hockey," a 30-minute monthly show on the regional sports network.

Potash originally came to Western PA in 2000 as anchor/reporter for FOX Sports Net Pittsburgh, where he also covered the Pittsburgh Pirates, a position he still holds today during the summer months.

Prior to his arrival in Pittsburgh, Potash spent three years as the weekend sports anchor/reporter for WCIV in Charleston, South Carolina. In 1995, he began his on-air work in Clarksburg, West Virginia as sports reporter and then sports director at WDTV. Potash began his career as a production assistant at FOX Sports Prime Ticket in Los Angeles.

He grew up in Los Angeles where he attended Cal State University, Northridge and currently lives in Pittsburgh with his wife.



PENGUINS RADIO NETWORK

MIKE LANGE

PLAY-BY-PLAY ANNOUNCER



One of the most unique broadcasters in professional sports, Mike Lange is in his 44th year as the voice of the Penguins, handling radio play-by-play on the club's flagship station, 105.9 FM "The X".

Known for his creative and colorful style, including trademark phrases such as "Buy Sam A Drink And Get His Dog One, Too," Lange was awarded the Foster Hewitt award by the Hockey Hall of Fame in 2001.

Lange's relationship with the Penguins began in 1974-75, when he broke into the NHL as a radio play-by-play man. He left for one season, but returned in 1976-77 and has been a fixture on the Penguins' scene ever since.

Lange did radio exclusively until 1979, when games were simulcast on radio and TV. He served as the television voice of the Penguins through 2005-06, before returning to the radio booth in 2006-07.

A native of Sacramento, California, Lange earned a degree in broadcasting from Sacramento State University before starting his career as the voice of the Phoenix Roadrunners (WHL) in 1970. He also served as the play-by-play voice of the San Diego Gulls (WHL) in 1973-74 before joining the Penguins.

In addition to his tenure with the Penguins, Lange handled play-by-play duties for the Pittsburgh Pirates in 1986-87. A well-known member of the Pittsburgh community, Lange makes numerous personal appearances throughout the year and is actively involved in charity work.

PHIL BOURQUE

COLOR ANALYST



Two-time Stanley Cup champion Phil Bourque is in his 16th season on the Penguins broadcast team, serving as color commentator alongside Mike Lange and Josh Getzoff.

A gritty winger/defenseman, Bourque was signed by Pittsburgh as a free agent in 1982, and went on to record 164 points (75G-89A) in 344 regular-season games with the Penguins between 1983 and 1992. For his career he totaled 199 points (88G-111A) in 477 games with the Penguins, New York Rangers and Ottawa.

Since retiring from professional hockey in 2000, Bourque has co-hosted Penguins pre- and post-game shows on the Penguins Radio Network and has worked as a contributor for AT&T Sportsnet's coverage of Penguins hockey.

JOSH GETZOFF

RADIO HOST/PENS TV



Getzoff is in his fourth season as a member of the Pittsburgh Penguins Radio Network's broadcast team. He has handled pre- and post-game show hosting duties each of the last three seasons, and also filled in as the team's play-by-play voice as needed during regular season action last year. In addition, Getzoff hosts the radio network's "GMJR Show" and "Highmark Coaches Show" during in-season programming.

Getzoff came to the Penguins following a successful stint at WICD/WCCU-TV, the ABC/FOX affiliate in Champaign, Illinois, where he served as the station's Sports Director. During his time in Illinois, he was named the TV Sportscaster of the Year in 2015 and was also honored for his work by the Illinois Associated Press. Prior to his time in Illinois, Getzoff worked at WENY-TV, the ABC/CBS affiliate in Elmira, New York, where he captured multiple New York State Associated Press awards for his efforts as a Sports Anchor/Reporter.

A 2011 graduate of Ithaca College's Roy H. Park School of Communications and a Pennsylvania native, Getzoff currently resides in Lawrenceville with his wife, Madeleine, and their dog, Maxie.





2018.19 ON AND OFF-ICE OFFICIALS

REFEREES

| | |
|----------------------|----|
| Anderson, Reid* | 49 |
| Blandina, Brandon* | 39 |
| Brenk, Jacob | 26 |
| Charron, Francis | 6 |
| Chmielewski, Tom | 18 |
| Dunning, Mitch* | 43 |
| Dwyer, Gord | 19 |
| Furlatt, Eric | 27 |
| Halkidis, Beaudry* | 48 |
| Hanson, Trevor | 14 |
| Hebert, Ghislain | 22 |
| Hebert, Jean | 15 |
| Joannette, Marc | 25 |
| Kozari, Steve | 40 |
| Lambert, Pierre | 37 |
| L'Ecuyer, Frederick | 17 |
| Lee, Chris | 28 |
| Luxmore, Thomas John | 21 |
| MacDougall, Peter* | 45 |
| Markovic, Michael* | 47 |
| McCauley, Wes | 4 |
| McIsaac, Jon | 2 |
| Meier, Brad | 34 |
| Morton, Dean | 36 |
| Nicholson, Kendrick | 30 |
| O'Donnell, Conor* | 39 |
| O'Halloran, Dan | 13 |
| O'Rourke, Dan | 9 |
| Peel, Tim | 20 |
| Pochmara, Brian | 16 |
| Pollock, Kevin | 33 |
| Rank, Garrett | 7 |
| Rehman, Kyle | 10 |
| Rooney, Chris | 5 |
| Schlenker, Chris | 3 |
| Skilliter, Graham | 24 |
| South, Furman* | 44 |
| Schrader, Brandon* | 46 |
| St-Laurent, Francois | 38 |
| St. Pierre, Justin | 12 |
| Sutherland, Kelly | 11 |
| Syvret, Corey* | 42 |
| Walsh, Ian | 29 |
| Watson, Brad | 23 |

LINESMEN

| | |
|--------------------|----|
| Alphonso, Shandor | 52 |
| Amell, Derek | 75 |
| Baker, Tyson* | 88 |
| Barton, Steve | 59 |
| Berg, Devin | 87 |
| Brisebois, David | 96 |
| Cameron, Lonnie | 74 |
| Cherrey, Scott | 50 |
| Cormier, Michel | 76 |
| Daisy, Ryan | 81 |
| Devorski, Greg | 54 |
| Driscoll, Scott | 68 |
| Galloway, Ryan | 82 |
| Gawryletz, Brandon | 64 |
| Gawryletz, Travis | 67 |
| Gibbons, Ryan | 58 |
| Gibbs, Darren | 66 |
| Knorr, Trent | 63 |
| Kovachik, Brad | 71 |
| Mach, Brian | 78 |
| MacPherson, Matt | 83 |
| Marquis, Jesse* | 86 |
| Miller, Steve | 89 |
| Mills, Bevan* | 53 |
| Murchison, Kiel | 79 |
| Murphy, Brian | 93 |
| Murray, Jonny | 95 |
| Nagy, Kory | 97 |
| Nansen, Derek | 70 |
| Nowak, Tim | 77 |
| Pancich, Bryan | 94 |
| Racicot, Pierre | 65 |
| Rody, Vaughan | 73 |
| Sericolo, Anthony | 84 |
| Smith, Andrew | 51 |
| Shewchyk, Mark | 92 |
| Suchanek, Libor | 60 |
| Tobias, James* | 61 |

* Minor league officials

NHL OFF-ICE OFFICIALS

| | | | | | |
|------------------|-------------|--------------|-----------------|-------------|-------------|
| Dan Aubele | Joe Ferraro | DJ Johnson | Bob Moretti | Eugene Susi | Andy Tumas |
| Read Connolly | Todd Gally | Chris Keller | Leo Rudzki | Dan Wagner | Dennis Lohr |
| Danielle DiBacco | Jim Gricar | Bob Maitland | Keith Schreiber | Jim Weaver | |
| Jim Duss | Zack Haney | Mike McGuire | Phil Spano | Jeff Stuart | |

2018.19 KEY DATES

(subject to change – as of September 11, 2018)

SEPTEMBER 2018

| | |
|----|---|
| 6 | Rookie camps open |
| 13 | Training camps open |
| 15 | Preseason schedule begins |
| 15 | 2018 O.R.G. NHL China Games™: Boston Bruins at Calgary Flames (Shenzhen Universiade Sports Center, Shenzhen, China) |
| 18 | 2018 Kraft Hockeyville Canada: Ottawa Senators vs. Toronto Maple Leafs (Lucan Community Memorial Centre, Lucan, Ont.) |
| 19 | 2018 O.R.G. NHL China Games™: Calgary Flames at Boston Bruins (Cadillac Arena, Beijing, China) |
| 19 | Annual USA Hockey All-American Prospects Game (Xcel Energy Center, Saint Paul, Minn.) |
| 25 | 2018 Kraft Hockeyville™ USA: Columbus Blue Jackets vs. Buffalo Sabres (Clinton Arena, Clinton, NY) |

OCTOBER 2018

| | |
|----|---|
| 1 | NHL Global Series Challenge: Devils vs. SC Bern (PostFinance Arena, Bern, Switzerland) |
| 2 | Opening day playing rosters set (5 p.m. ET) |
| 2 | NHL Board of Governors Meeting (New York, NY) |
| 3 | Opening night of 2018-19 NHL regular season (4 games) |
| 3 | Washington Capitals raise Stanley Cup banner (vs. Boston Bruins) |
| 3 | NHL Global Series Challenge: Oilers vs. Kolner Haie (Lanxess Arena, Cologne, Germany) |
| 6 | 2018 NHL Global Series™: Edmonton Oilers vs. New Jersey Devils (Scandinavium, Gothenburg, Sweden) |
| 22 | NHL Alumni Awards Gala – Honorees: Borje Salming, Mats Sundin, Nicklas Lidstrom (Keith Magnuson Man of the Year); Bob Cole (Keith McCreary 7th Man); Eddie Olczyk (Ace Bailey Award of Courage); Chris Hadfield (Honorary Alumni) (Toronto, Ont.) |

NOVEMBER 2018

| | |
|------|--|
| 1-30 | Hockey Fights Cancer Awareness Month |
| 1-2 | 2018 NHL Global Series™: Florida Panthers vs. Winnipeg Jets (Hartwall Arena, Helsinki, Finland) |
| 9 | Hockey Hall of Fame Game: New Jersey Devils at Toronto Maple Leafs |
| 12 | Hockey Hall of Fame Induction Ceremony (Toronto, Ont.): Inductees: Martin Brodeur, Jayna Hefford, Martin St. Louis, Alexander Yakushev (Player category); Gary Bettman, Willie O'Ree (Builder category); Larry Brooks, Joe Bowen (Media honorees). |
| 13 | NHL General Managers' Meeting (Toronto, Ont.) |
| 23 | 2018 Discover NHL Thanksgiving Showdown™: New York Rangers at Philadelphia Flyers |
| 26 | NHL Founders Day (1917) |

DECEMBER 2018

| | |
|-----------|--|
| 1 | Signing deadline for Group 2 free agents (5 p.m. ET) |
| 12 | U.S. Hockey Hall of Fame Induction (Inductees: Red Berenson, Natalie Darwitz, Hago Harrington, David Poile, Paul Stewart) and Celebration of Lester Patrick (Recipient: Jim Johansson, posthumous) (Nashville, Tenn.) |
| 19 | 101st Anniversary of League's first games played |
| 19-27 | Holiday roster freeze in effect: For all players on an NHL active roster, injured reserve, or with non-roster and injured non-roster status as of midnight (local time) Dec. 19, a roster freeze shall apply through midnight (local time) Dec. 27, with respect to waivers, trades and loans, subject to the exceptions provided for in CBA Article 16.5 (d). |
| 24-26 | Holiday break (no scheduled practices – dressing rooms closed) |
| 26-Jan. 5 | IIHF World Junior Championship (Vancouver/Victoria, B.C.) |

JANUARY 2019

| | |
|--------------|--|
| 1 | 2019 Bridgestone NHL Winter Classic®: Boston Bruins at Chicago Blackhawks (Notre Dame Stadium, South Bend, Ind.) |
| 8 | USHL/NHL Top Prospects Game (Ice Box, Lincoln, Neb.) |
| Week of 21st | NHL Central Scouting Mid-Season Rankings release |
| 23 | CHL/NHL Top Prospects Game (ENMAX Centrium, Red Deer, AB) |
| 24-27 | NHL All-Star Break (no games played) |
| 24-26 | No scheduled practices – dressing rooms closed |
| 25 | 2019 NHL All-Star Skills Competition™ (SAP Center at San Jose, San Jose, Calif.) |
| 26 | 2019 NHL All-Star Game (SAP Center at San Jose, San Jose, Calif.) |
| 27-28 | 2019 AHL All-Star Classic (MassMutual Center, Springfield, Mass.) |
| 28 | NHL regular season resumes |

FEBRUARY 2019

| | |
|-------|---|
| 9 | Hockey Day in Canada (Hockey Canada) |
| 9 | 19th Annual Scotiabank Hockey Day in Canada (Host: Swift Current, SK) |
| 17-24 | Hockey Week Across America (USA Hockey) |
| 23 | 2019 Coors Light NHL Stadium Series™: Pittsburgh Penguins at Philadelphia Flyers (Lincoln Financial Field, Philadelphia, Pa.) |
| 25 | 2019 NHL Trade Deadline (3 p.m. ET) |

MARCH 2019

| | |
|-------|--|
| 4-6 | NHL General Managers' Meeting (Boca Raton, Fla.) |
| 29-31 | NCAA Regionals |

APRIL 2019

| | |
|--------------|--|
| 6 | Last day of 2018-19 regular season (15 games) |
| 10 | Stanley Cup Playoffs begin |
| 11-13 | NCAA Frozen Four (KeyBank Center, Buffalo, NY) |
| Week of 15th | NHL Central Scouting Final Rankings release |
| 18-28 | IIHF Under-18 World Championship (Örnsköldsvik/Umeå, Sweden) |
| TBA | 2019 NHL Draft Lottery |

MAY 2019

| | |
|-----------|--|
| 10-26 | IIHF World Championship (Bratislava/Košice, Slovakia) |
| 17-26 | 2019 CHL Memorial Cup (Scotiabank Centre, Halifax, N.S.) |
| 27-June 1 | 2019 NHL Scouting Combine (Buffalo, N.Y.) |

JUNE 2019

| | |
|-------|---|
| 15 | Last possible day for 2019 Stanley Cup Final |
| TBA | 2019 NHL Awards™ (Las Vegas, Nev.) |
| 20 | NHL General Managers' Meeting (Vancouver, B.C.) |
| 21-22 | 2019 NHL Draft™ (Rogers Arena, Vancouver, B.C.) |

JULY 2019

| | |
|-----------|---|
| 1 | Free agency begins (12 p.m. ET) |
| 5 | Deadline for player-elected salary arbitration notification (5 p.m. ET) |
| 6 | Deadline for club-elected salary arbitration notification (5 p.m. ET) |
| 20-Aug. 4 | Salary arbitration hearings held |

AUGUST 2019

| | |
|---|--|
| 6 | Deadline for salary arbitration decisions to be rendered |
|---|--|

2018.19 SCHEDULE

SEPTEMBER

| S | M | T | W | T | F | S |
|----|------------------|--------------|--------------|----|----|-------------|
| | | | | | | 1 |
| 2 | 3 | 4 | 5 | 6 | 7 | 8 |
| 9 | 10 | 11 | 12 | 13 | 14 | 15 |
| 16 | 17 | 18 | 19 | 20 | 21 | 22 |
| | | @BUF 7:00 | @DET 7:30 | | | CBJ 3:00 |
| 23 | ★ DET 3:00 | 24 | 25 | 26 | 27 | 28 |
| | | | BUF 7:00 | | | CBJ 7:00 |
| 30 | | | | | | |

OCTOBER

| S | M | T | W | T | F | S |
|----|----|--------------|----|--------------|----|---------------|
| | 1 | 2 | 3 | 4 | 5 | 6 |
| | | | | WSH 7:00 | | MTL 7:00 |
| 7 | 8 | 9 | 10 | 11 | 12 | 13 |
| | | | | VGK 7:00 | | @MTL 7:00 |
| 14 | 15 | 16 | 17 | 18 | 19 | 20 |
| | | VAN 7:00 | | @TOR 7:00 | | |
| 21 | 22 | 23 | 24 | 25 | 26 | 27 |
| | | @EDM 9:00 | | @CGY 9:00 | | @VAN 10:00 |
| 28 | 29 | 30 | 31 | | | |
| | | NYI 7:00 | | | | |

NOVEMBER

| S | M | T | W | T | F | S |
|----|-------------|--------------|--------------|--------------|--------------|--------------|
| | | | | 1 | 2 | 3 |
| | | | | @NYI 7:00 | | TOR 7:00 |
| 4 | 5 | 6 | 7 | 8 | 9 | 10 |
| | NJD 7:00 | | @WSH 7:30 | | | ARI 7:00 |
| 11 | 12 | 13 | 14 | 15 | 16 | 17 |
| | | @NJD 7:00 | | TBL 7:00 | | @OTT 7:00 |
| 18 | 19 | 20 | 21 | 22 | 23 | 24 |
| | BUF 7:00 | | DAL 7:00 | | @BOS 7:30 | CBJ 7:00 |
| 25 | 26 | 27 | 28 | 29 | 30 | |
| | | WPG 8:00 | @COL 9:30 | | | |

DECEMBER

| S | M | T | W | T | F | S |
|----|--------------|-------------|--------------|-------------|-------------|--------------|
| | | | | | | 1 |
| | | | | | | PHI 7:00 |
| 2 | 3 | 4 | 5 | 6 | 7 | 8 |
| | | COL 7:00 | | NYI 7:00 | | @OTT 7:00 |
| 9 | 10 | 11 | 12 | 13 | 14 | 15 |
| | @NYI 7:00 | | @CHI 8:00 | | BOS 7:00 | LAK 7:00 |
| 16 | 17 | 18 | 19 | 20 | 21 | 22 |
| | ANA 7:00 | | @WSH 8:00 | MIN 7:00 | | @CAR 7:00 |
| 23 | 24 | 25 | 26 | 27 | 28 | 29 |
| | | | | DET 7:00 | | @STL 8:00 |
| 30 | 31 | | | | | |
| | | MIN 6:00 | | | | |

JANUARY

| S | M | T | W | T | F | S |
|----|-------------|---------------|--------------|----|---------------|---------------|
| | | 1 | 2 | 3 | 4 | 5 |
| | | | @NYR 7:00 | | WPG 7:00 | |
| 6 | 7 | 8 | 9 | 10 | 11 | 12 |
| | CHI 8:00 | FLA 7:00 | | | @ANA 10:00 | @LAK 10:30 |
| 13 | 14 | 15 | 16 | 17 | 18 | 19 |
| | | @SJS 10:00 | | | @ARI 9:00 | @VGK 10:00 |
| 20 | 21 | 22 | 23 | 24 | 25 | 26 |
| | | | | | | |
| 27 | 28 | 29 | 30 | 31 | | |
| | NJD 7:00 | | TBL 8:00 | | | |

FEBRUARY

| S | M | T | W | T | F | S |
|----|--------------|--------------|----|--------------|-------------|--------------|
| | | | | | 1 | 2 |
| | | | | | OTT 7:00 | @TOR 7:00 |
| 3 | 4 | 5 | 6 | 7 | 8 | 9 |
| | | CAR 7:00 | | @FLA 7:00 | | TBL 7:00 |
| 10 | 11 | 12 | 13 | 14 | 15 | 16 |
| | | @PHI 7:00 | | EDM 8:00 | | CGY 1:00 |
| 17 | 18 | 19 | 20 | 21 | 22 | 23 |
| | NYR 12:30 | @NJD 7:00 | | SJS 7:00 | | @PHI 8:00 |
| 24 | 25 | 26 | 27 | 28 | | |
| | | @CBJ 7:00 | | | | |

MARCH

| S | M | T | W | T | F | S |
|----|--------------|--------------|----|--------------|--------------|--------------|
| | | | | | 1 | 2 |
| | | | | | @BUF 7:00 | @MTL 7:00 |
| 3 | 4 | 5 | 6 | 7 | 8 | 9 |
| | | FLA 7:00 | | CBJ 7:00 | | @CBJ 7:00 |
| 10 | 11 | 12 | 13 | 14 | 15 | 16 |
| | BOS 7:30 | WSH 7:00 | | @BUF 7:00 | | STL 1:00 |
| 17 | 18 | 19 | 20 | 21 | 22 | 23 |
| | PHI 7:30 | @CAR 7:00 | | @NSH 8:00 | | @DAL 8:00 |
| 24 | 25 | 26 | 27 | 28 | 29 | 30 |
| | @NYR 7:00 | | | | NSH 7:00 | |
| 31 | | | | | | |
| | CAR 5:00 | | | | | |

APRIL

| S | M | T | W | T | F | S |
|----|----|--------------|----|-------------|----|-------------|
| | 1 | 2 | 3 | 4 | 5 | 6 |
| | | @DET 7:30 | | DET 7:00 | | NYR 7:00 |
| 7 | 8 | 9 | 10 | 11 | 12 | 13 |
| | | | | | | |
| 14 | 15 | 16 | 17 | 18 | 19 | 20 |
| | | | | | | |
| 21 | 22 | 23 | 24 | 25 | 26 | 27 |
| | | | | | | |
| 28 | 29 | 30 | | | | |



* FREE GAME FOR KIDS

Be sure to check the starting time of every game at pittsburghpenguins.com before heading to PPG Paints Arena!

Game dates, times, and opponents are subject to change.

