

1997-98 MEDIA GUIDE AND RECORD BOOK




TABLE OF CONTENTS

1997-98 Schedule	IFC	THE OPPONENTS	127
Staff Directory	2	Career Scoring vs Penguins	178
Howard L. Baldwin	4	Career Goaltending vs Penguins	181
Roger Marino	5	All-Time Leaders vs Penguins	182
Donn Patton	6	PENGUINS HISTORY	183
Civic Arena	7	All-Time Roster	184
Craig Patrick	8	All-Time Goaltenders	194
Kevin Constantine	9	Personnel	195
Assistant Coaches	10	Coaches & Records	196
Training/Medical Staff	12	All-Time Leaders	198
Scouts	14	Leaders by Season	201
ICEOPLEX at Southpointe	17	Team Records	203
Staff Photos	18	Special Teams History	210
Community Relations	20	Overtime Records	211
Amateur Hockey Program	23	Streaks	213
Mario Lemieux Foundation	24	Hat Tricks (for and against)	214
Ashley Barrasso Cancer Research Fund	24	Shutouts (for and against)	217
Ron Francis Charities	24	Penalty Shots	219
THE PLAYERS	25	Openers	220
Player Biographies	26	Comebacks	221
In The System	90	Fastest Goals	222
Future Penguins	96	Arena Records	224
1997-98 Roster	99	Draft History	225
1997 NHL Entry Draft	102	Uniform History	228
Syracuse Crunch	104	This Date...	230
Johnstown Chiefs	106	Honors and Awards	233
Wilkes Barre/Scranton	106	All Star Game History	234
1996-97 SEASON IN REVIEW	107	Seasons in Review	235
1996-97 Game-by-Game	108	Penguins Hall of Fame	264
1996-97 NHL Standings	110	Team Awards	266
1996-97 Penguins Statistics	111	Uniform Numbers	269
1996-97 Season Highlights	112	PLAYOFF HISTORY	271
1996-97 Superlatives	113	Playoff Results	272
1996-97 Transactions	114	Playoff Scoring	276
MARIO LEMIEUX/JOE MULLEN		Playoff Records	278
CAREER RETROSPECTIVE	117	1997 Playoff Results	285
Mario Lemieux	118	MEDIA INFORMATION	287
Joe Mullen	124	Penguins Announcers	288
		Communications Staff	291
		Media Information	292
		Attendance Information	294
		Pittsburgh Media Outlets	295
		NHL Information	296

Editor-
Steve Bovino

Assistant Editors-
Tom McMillan
Brian Coe
Erin Morrell

Contributors-
Cindy Himes
Renee Petrichevich
Keith Wehner



Photographers-
Matt Palk
Denny Cavanaugh
Bruce Bennett Studios

Printed-
September, 1997

Designed by-
Peter Buongiovanni, Jr.

On the Cover: Head Coach, Kevin Constantine along with Jaromir Jagr and Ron Francis.

ADMINISTRATIVE AND TICKET OFFICES

One Chatham Center
 Suite 400
 Pittsburgh, PA 15219
 Phone: (412) 642-1300
 Fax: (412) 642-1859

TEAM AND MEDIA RELATIONS

Civic Arena
 66 Mario Lemieux Place
 Pittsburgh, PA 15219
 Media Relations Fax : (412) 642-1322

Ownership	Howard L. Baldwin and Roger M. Marino
Co-Managing Directors	Howard L. Baldwin and Roger M. Marino

ADMINISTRATION

President	Donn Patton
Executive Vice President, Pgh Sports Associates	Jack Kelley
Vice President, General Counsel	Greg Cribbs
Director of Planning and Design	Scott Baldwin
Marketing Consultant	Bill Barnes
Executive Assistants	Elaine Heufelder, Paula Nichols, Amy Hirsh
Receptionist	Pam Douglas
President, Igloo Development Associates	Chuck Greenberg

HOCKEY OPERATIONS

Executive VP/General Manager	Craig Patrick
Assistant General Manager	Ed Johnston
Head Coach	Kevin Constantine
Assistant Coaches	Mike Eaves, Don Jackson, Rick Kehoe, Troy Ward, Randy Hillier
Goaltending Coach & Scout	Gilles Meloche
Head Scout	Greg Malone
Scouts	Les Binkley, Herb Brooks, Charlie Hodge, Mark Kelley, Ralph Cox
Professional Scout	Glenn Patrick
Strength and Conditioning Coach	John Welday
Equipment Manager	Steve Latin
Trainer	Charles "Skip" Thayer
Team Physician	Dr. Charles Burke
Team Dentist	Dr. David Donatelli
Executive Assistant	Tracey Botsford
Assistant Equipment Manager	Paul Flati

COMMUNICATIONS

Vice President, Communications	Tom McMillan
Director of Media Relations	Steve Bovino
Assistant Director, Media Relations	Brian Coe
Director of Public Relations	Cindy Himes
Director of Entertainment	Kevin Smith
Manager, Community Relations	Renee Petrichevich

FINANCE

Vice President, Finance & Administration	Bob Vogel
Controller	Kevin Hart
Accounting Staff	Lisa Kreutzer, Tawni Love, Mark Oresic, Troy Ussack

TICKETING

Vice President, Ticket Sales	Jeff Barrett
Director, Premium Seating	Rich Hixon
Manager, Premium Services	Terri Smith
Assistant Manager Premium Services	Michelle Follen
Premium Seating Representative	Brian Magness
Managers, Corporate Ticket Sales	Mark Anderson, Brian Slais
Group Sales Director	Fred Traynor
Group Sales Representative	Ward Russell
Box Office Manager	Carol Coulson
Customer Service Manager	Allison Quigley
Telemarketing Manager	James Santilli
Assistant Telemarketing Manager	Chad Slencak
Ticket Sales Representatives	Neil Bossola, Laura Bryer
Ticketing Staff	Heather Abramovitz, Daneen Napolitano

ADVERTISING

Vice President, Advertising	David Soltesz
Managers, Corporate Sponsorships	Jackie Mateosky-Alger, Taylor Baldwin, Kimberly Bogesdorfer, Arden Robbins, Mimi York
Director of Event Marketing	Kevin Saundry
Marketing Manager	Marie Mays
Assistant Marketing Managers	Amy Gillespie, Xander Paumgarten
Marketing and Sales Administrator	Barb Pilarski

ICEOPLEX AT SOUTHPOINTE

Vice President, General Manager	Howard Baldwin Jr.
Director of Skating	Igor Novodran
Director of Operations	Dan Kaschalk
Assistant Director of Operations	Paul McKean
Director of Hockey Programs	Joanne DeFazio
Administrative Assistant	Nicole Kaschalk
Director of Publicity and Youth Hockey	Harry Sanders
Staff	Robert Dyer, Ryan Mance, Robert Arquillo

GENERAL INFORMATION

Home Ice	Civic Arena
Dimensions of Rink	200 feet by 85 feet
Seating Capacity	16,958
Team Colors	Black, Gold and White
TV Stations	Fox Sports Pittsburgh, WPTT/UPN22 and WPGH/Fox 53
TV Announcers	Mike Lange, Paul Steigerwald
Flagship Radio Station	WDVE (102.5 FM)
Radio Announcers	Matt McConnell, Peter Taglianetti
Minor League Affiliates	Syracuse Crunch (AHL) Johnstown Chiefs (ECHL)

HOWARD BALDWIN
Co-Owner, Co-Managing Director

From the roots of the World Hockey Association in 1972 to the NHL-WHA merger in 1979, from the Penguins' Stanley Cup championship in 1992 to an exciting new partnership in 1997, Howard Baldwin's career in professional sports has been marked by innovation, creativity, professionalism — and success.

And as the Penguins enter a new era in the 1997-98 season, Baldwin is upbeat about the future of his organization, his league and his sport.

"We are very excited about the direction of this franchise," Baldwin said. "My new partner, Roger Marino, is a tremendous businessman with great vision and a genuine love of hockey. In Craig Patrick, we have an outstanding general manager with a proven track record of championship success. And we all are looking forward to working with our new head coach, Kevin Constantine. Kevin is a bright, young, enthusiastic coach — exactly the kind of guy we need to lead us into this new era."

Baldwin himself brings three decades of experience in sports ownership and administration to the table. He was a leader in the formation of the WHA in the early 1970s, establishing the New England Whalers and then moving the franchise from Boston to Hartford. Under coach Jack Kelley, the Whalers won the AVCO World Cup Championship, emblematic of WHA supremacy, in 1973.

Baldwin also created a model community relations program, linking the Whalers to the people and charity groups of the greater Hartford area.

In 1979, when the NHL negotiated a landmark merger with four WHA franchises — Hartford, Edmonton, Quebec and Winnipeg — Baldwin was a key figure in the negotiations. "We would never have put together the merger had it not been for Howard's perseverance and his capacity to work with people," said former NHL president John Ziegler. "He was a very big part of NHL history."

Baldwin continued to serve as managing general partner of the Whalers until the club was sold to local ownership in 1988 for what was, at the time, the largest single sales price in NHL history. But he re-entered the world of NHL ownership when his group of

investors, including Morris Belzberg and Thomas Ruta, bought the Penguins from Edward J. DeBartolo in November, 1991. Baldwin was named chairman of the board and has been actively involved in the administration of the franchise since that time.

The crowning achievement of Baldwin's sports career was the Penguins' Stanley Cup championship in 1992, but the team has enjoyed regular success throughout his ownership tenure. In addition to the Cup, the Penguins have won one President's Trophy and three division championships and topped the 100-

point mark three times in Baldwin's six seasons. And he has continued his commitment to the community with a strong community relations program that extends throughout the tri-state area.

Baldwin also saw to it that Mario Lemieux remained a Penguin through the end of his magnificent career. Lemieux retired after the 1996-97 season.

The arrival of Roger Marino on May 8, 1997 led to a restructuring of ownership, with Baldwin and Marino now serving as co-owners and co-managing directors of the Penguins

In addition to his involvement with the Penguins, Baldwin also is President of Baldwin Entertainment Group and is a partner in Baldwin/Cohen Productions. The latter company produced the film *Sudden*

Death, which was filmed extensively at the Civic Arena and built around a hockey theme. He has served as executive producer of a number of films in the past nine years, including *Sudden Death*, *From the Hip* and *Spellbinder*. Baldwin/Cohen Productions is currently filming a Steven Seagal movie in Montana and in January of 1998 will start a major motion picture for Disney. "My primary business is sports, but we take making movies very seriously," Baldwin said. "We are very competitive, and we want to succeed in the industry."

Baldwin and his wife, Karen, who works closely with him on all major projects, reside in Los Angeles, Pittsburgh and Wareham, Mass. He has three children, Scott, Rebecca and Howard Jr., and two grandchildren, Chelsie Anne and Gage Howard.

Baldwin has served on the boards of a number of major charities, including Juvenile Diabetes, Retinitis Pigmentosa and the Mario Lemieux Foundation.



"We are very excited about the direction of this franchise..."

ROGER MARINO

Co-Owner, Co-Managing Director

Roger Marino built his fortune the old-fashioned way. He earned it.

Marino was co-founder of the EMC Corporation in 1979 and helped direct an amazing growth that saw it reach more than \$100 million in annual sales in its first decade. EMC, a leading supplier of intelligent data storage solutions based in Hopkinton, Mass., eventually grew to over \$2 billion in total sales.

Marino left EMC in 1991 and now considers himself "retired," but, as the Middlesex (Mass.) News reported in 1995, "his entrepreneurial heart beats on." He has spent the past five years as a private investor, putting time and money into promising "start-up" companies such as Invincible Technology, Golf Technologies, Dynaflo Systems and Linx Communications, while dabbling in pro sports as an owner of the Worcester Ice Cats of the American Hockey League.

Then, on May 8, 1997, he became involved in another exciting new venture: Becoming Howard Baldwin's partner in ownership of the Penguins.

Marino and Baldwin will serve as co-owners and co-managing directors of the franchise.

"I am excited by the opportunity here," Marino said. "Under Howard's ownership group, this has been one of the most successful franchises in the National Hockey League, and we look forward to providing top-quality sports entertainment for Pittsburgh hockey fans for many years to come.

"Stability is going to be there. We're going to have a quality team, because I'm a fan."

Baldwin, who has owned the Penguins since November, 1991, and has been involved in professional sports ownership since the early 1970s, was enthusiastic about the arrival of his new partner.

"I am absolutely delighted," Baldwin said. "This business gets tougher and tougher. This busi-

ness screams out for good people and good ownership teams that work well together. I can't begin to tell you how pleased I am. To have two people who get along and have a passion for it is just what this franchise needs."

Marino's interest in sports began when he was growing up in Revere, Mass., where he played high school football and baseball. He hoped to be a quarterback but never made the grade. "Imagine a quarterback named Marino!" he jokes.

He already has had a positive influence on the Worcester AHL franchise, where attendance has grown steadily since 1994. "He is extremely interested in the impact that sports can have on a community and he really has a capacity for making things happen," David Forsberg, Worcester's chief development officer, said in an interview with the Boston Globe. "His attitude is, 'Let's get it done.'"



"Stability is going to be there..."

Marino attended Northeastern University, majoring in electrical engineering and graduating in 1961. For 18 years, until the creation of the EMC Corporation, he worked in sales and marketing management for several Massachusetts companies.

Marino is a member of the board of trustees at Northeastern University, where he is an honorary Ph.D. He and his wife, Michelle, donated \$6 million toward the funding of the Marino Recreation Center at Northeastern in 1995. A local newspaper headline once referred to him as "The Six Million Dollar Man." He also funds two annual scholarships at Revere High School.

"I'm just grateful that I'm able to do it," Marino said of the contributions to his alma maters. "It's such a great feeling."

Marino's charity ties include the Roger M. Marino Charitable Foundation, the American Liver Foundation and the Dana Farber Cancer Fund. He also is founding director of the Gorbachev Foundation of North America.

The Marinos reside in the Boston, MA area. He has five children - three daughters, Lauren, Linda and Gillian, and two sons, Alexander and Ross.



DONN PATTON
President

Donn Patton oversees the day-to-day business operation of the Penguins, reporting directly to owners Howard Baldwin and Roger Marino. He was promoted to the role of team president on Nov. 4, 1996.

Patton, a CPA with extensive business and sports experience, has been a member of the Penguins' front office since the Baldwin ownership group bought the club in November, 1991. He previously served as chief financial officer and executive vice president/operations.

"Donn is an excellent administrator and has been a very loyal and dedicated key member of our organization since day one," Baldwin said. "His leadership, experience and vision make him the right man to carry out our ambitious plans for the future of the Pittsburgh Penguins."

Patton earned a business administration degree from Gannon College in 1973 and spent eight years with the international accounting firm, Price Waterhouse. He made the transition to sports – and hockey – when he was hired by

the Philadelphia Flyers as Executive Vice President of Finance and Administration in 1981. After eight years with the Flyers, he spent two years as Senior Vice President of Spectacor Management Group (SMG) in Philadelphia.

Patton received a distinguished alumni award from the Dalkemper School of Business in 1993. He is a frequent speaker to business and student groups throughout western Pennsylvania and is on the boards of three local charities: The Mario Lemieux Foundation, The Epilepsy Foundation of Western Pennsylvania, and the Pittsburgh Chapter of Make-A-Wish. In addition, Donn is an active member of the Gannon University Alumni Association.

Donn and his wife, Jeanne, have been married for 25 years and reside in Upper St. Clair. They have three children: Jason, Michelle and Stephanie.

"His leadership, experience and vision make him the right man to carry out our ambitious plans for the future of the Pittsburgh Penguins."

THE CIVIC ARENA

One of the most tradition-rich buildings in the NHL, the Civic Arena, located in the heart of Pittsburgh, serves a population of over 2.7 million people in the Western Pennsylvania, Eastern Ohio and West Virginia regions. Centrally located, the Civic Arena is easily accessible from Pittsburgh's main arteries and interstate highways.

Year-round, the Pittsburgh Civic Arena offers a wide variety of entertainment with exciting tenants like the 1991 and 1992 Stanley Cup Champion Pittsburgh Penguins of the NHL, and the University of Pittsburgh's Men's basketball team. The Civic Arena hosts over 170 events annually from family spectaculars such as Walt Disney's World On Ice and Sesame Street Live to major concerts such as Eric Clapton, Billy Joel, Metallica, Garth Brooks and Rod Stewart. The Arena also hosted the first round of the NCAA East Region Basketball Tournament in March of 1997.

The Pittsburgh Civic Arena boasts an excellent seating capacity, flexible design, and modern luxuries. The arena is capable of seating 16,958 for hockey games and up to 18,000 for concerts with 54 luxury boxes (710 total seats), 18 Golden Circle Boxes (144 total seats), 152 north/south box seats and 88 club seats. The facility offers the flexibility of five different seating configurations and the luxury of the elegant Igloo Club which can accommodate over 400 people for pre-event dinners and banquets.

The Civic Arena features the largest retractable stainless steel roof in the world. Built in 1961, the arena was designed for use by the Civic Light Opera. Originally named the Civic Auditorium, the \$22 million facility was financed by a combination of public and private funds including outright grants from the City of Pittsburgh, Allegheny County and Edgar J. Kaufmann.

The arena project played a major role in the rapid growth Pittsburgh experienced in the late 50's and early 60's. The Bell Telephone building, Gateway Center, the Hilton Hotel, Mellon Square Park, and the Fort Pitt tunnel and bridge were all erected during that period.

Famous for its revolutionary design, the Civic Arena's roof is constructed to open or close in 2 1/2 minutes. The roof, which has no interior supports, is divided radially into eight leaves and is supported by a huge cantilever arm that arches 260 feet. Built from 2,950 tons of Pittsburgh Steel, the mammoth dome measures 170,000 total square feet.

Home of the NHL's Pittsburgh Penguins, hockey enthusiasts refer to the Arena by its nickname - "The Igloo." Since 1961, the building has undergone a se-


ries of expansion and modernization programs. In the years 1972-75, the press box was constructed, 23 "super boxes" were built, and the "E" section balconies were added to raise the seating capacity from the original 13,000 to over 17,000. The year 1991 marked the completion of a three-year, \$11.4 million renovation program which included exterior landscaping, new A-level seating, reconstruction of the Igloo Club, the addition of new super boxes, and the installation of computerized ice making equipment. In 1993, two additional balconies, six super boxes and a new club seating section were added to expand the building capacity to 18,000. The summer of 1994 brought the construction of six new super boxes and 27 in-arena luxury boxes.

Also, in 1994, the Penguins, at their own expense, added two new balconies at the North and South ends of the arena which totaled 1,000 new seats; relocated the press box to the West side of the arena and expanded seating from 85 to 96 seats; constructed six new super boxes and 88 club seats where the old press box was located; and constructed 16 new eight seat Golden Circle Boxes, located at the exit/entrance to the concourse.

Most recently, in the summer and fall of 1997, the Arena underwent perhaps its most ambitious renovation to date, bringing modern, cutting edge amenities to a treasured, traditional building. The project created 1,692 "Igloo Seats" at center ice, serviced by two new exclusive private club lounges, widened and relocated public concourses and constructed nearly 20,000 square feet of new concourses-public space, including a dramatically expanded retail store and other new amenities.

Spectacor Management Group (SMG) is the management company for both the Civic Arena and Three Rivers Stadium. Philadelphia based SMG is universally recognized as the world leader in the private management of public assembly facilities. SMG currently operates 63 facilities worldwide including the Los Angeles Coliseum, Louisiana Superdome, London Arena (England), Soldier Field (Chicago), and Long Beach Entertainment Center. SMG facilities host more concerts than any other presenter in the world.

Twenty-five professional sports teams and ten major collegiate men's basketball and football programs make their home in SMG buildings. SMG facilities have hosted many prestigious events such as: the Democratic and Republican National Conventions, the Superbowl, the World Series, NCAA Men's Regional and Final Four Basketball Championships, NBA Championships, NHL Stanley Cup Finals, the Amnesty International World Tour, and the 1984 Summer Olympics.



CRAIG PATRICK
General Manager

Known for his calm and patient management style, Patrick has molded the Penguins into one of the dominant NHL franchises of the 1990s.

Since taking over the general manager's role on Dec. 5, 1989, he has led the Penguins to two Stanley Cups, one President's Trophy, four division championships and three 100-point seasons. Under his leadership, Pittsburgh has the league's second-best winning percentage in the 1990s (.594) — trailing only Detroit. Other than Patrick's Penguins, no club has won more than one Cup in the '90s.

"Craig is a huge asset, not only to the Pittsburgh Penguins, but to the league and sport as well," Penguins co-owner Howard Baldwin said. "To our way of thinking, he is the best general manager in the National Hockey League."

Patrick's seven-and-one-half seasons on the job already represent the franchise's longest continuous stint as general manager, and he has been with his team longer than all but five current NHL GMs: Boston's Harry Sinden, Edmonton's Glen Sather, Vancouver's Pat Quinn, New Jersey's Lou Lamoriello and the New York Rangers' Neil Smith.

Patrick, 51, also has served two stints as interim coach of the Penguins, most recently for the final 20 games of the 1996-97 season.

Known as a master on the trade market, his signature deal was the one that acquired Ron Francis, Ulf Samuelsson and Grant Jennings from the Hartford Whalers on the eve of the 1991 NHL trading deadline, paving the way to the Penguins' first Stanley Cup. But he added many other players to the Cup mix in his first full season with the club, drafting Jaromir Jagr and trading for Larry Murphy, Joe Mullen, Peter Taglianetti, Jiri Hrdina, Gord Roberts and Scott Young. He also hired legendary "Badger Bob" Johnson as head coach and appointed Scotty Bowman as director of player development and recruitment.

In 1991-92, his second full season, Patrick made another dramatic trade, acquiring Rick Tocchet, Ken Wregget and Kjell Samuelsson from the Flyers and spurring the Penguins to a second straight Cup.

A member of one of the hockey's most famous families — including grandfather Lester, father Lynn and uncle Muzz — Patrick played collegiate hockey at the University of Denver and captained the Pioneers to the NCAA championship in 1969. He played eight NHL seasons with five different teams, registering 72 goals and 163 points in 401 games — and also represented the U.S. at the 1976 Canada Cup — before retiring in 1979. He made the transition to management and coaching when he landed the dual role of assistant coach and assistant GM of the 1980 U.S. Olympic team, which won the gold medal at Lake Placid. The 1980 Olympic head coach was Herb Brooks, now a scout with the Penguins.

Patrick joined the New York Rangers organization as director of operations in 1980 and became the youngest general manager in club history on June 14, 1981. He served in that capacity through the 1985-86 season, leading his team to the playoffs every year.

Prior to joining the Penguins, Patrick spent two years as director of athletics and recreation at the University of Denver.

Born in Detroit, Patrick grew up in Boston and New Haven and was immersed in hockey because of his family ties. His grandfather, Lester, served as head coach and general manager of the Rangers and led the team to three Stanley Cups. His father, Lynn, was an all-star winger for the Rangers, became head coach of the club from 1948-50, and later served as GM of the Boston Bruins and St. Louis Blues. His uncle, Muzz, a former Canadian heavyweight amateur boxing champion, played defense for the Rangers and was GM/coach from 1954-64. Lester and Lynn Patrick are members of the Hockey Hall of Fame.

Craig was named to the U.S. Hockey Hall of Fame in 1996.





KEVIN CONSTANTINE
Head Coach

Recognized as one of the bright young coaches in the game, 38-year-old Kevin Constantine was named head coach of the Penguins on June 12, 1997.

He came to town with a love of winning – and a noted distaste for anything less.

“He doesn’t like losing,” said Ray Whitney, one of Constantine’s former players with the San Jose Sharks. “And he’s not too crazy about ties, either.”

Constantine already had three-plus seasons of NHL coaching experience on his resume, including 157 games as head coach of the Sharks from 1993-95. He led the young Sharks to two playoff appearances during his tenure, and oversaw a much-publicized playoff upset of Detroit.

Last season, he served as an assistant coach under Pierre Page with the Calgary Flames.

“Serving as an assistant was a valuable experience because it allowed me to see things from a different perspective,” Constantine said. “I just feel I have a little better grasp, a little more experience, a little more wisdom in terms of NHL players.”

“I’m reinvigorated and revitalized, revved up and refueled, ready to go.”

He is the 14th head coach in Penguins history.

“Kevin is a young, enthusiastic, innovative coach

who has been successful at all levels in his coaching career,” Penguins General Manager Craig Patrick said. “We believe he will be an important part of our ‘new era.’”

A high school all-star in his hometown of International Falls, Minnesota, Constantine went on to play three seasons as a goaltender at Rensselaer Polytechnic Institute (RPI) from 1978-80 and was a ninth-round draft choice of the Montreal Canadiens in 1978. He had a brief tryout with the Canadiens in 1980.

But his coaching career began inauspiciously. Constantine, who had headed to the west coast to find a job, was working as a carpenter in Reno, Nevada when he volunteered to be a coach of a Junior ‘C’ team. He decided to go back to college and earned a bachelor’s degree in business at the University of Nevada-Reno, but – after that – coaching was in his blood.

Constantine’s first real coaching break came when he was named head coach of North Iowa of the United States Hockey League in 1985. He became head coach of the Rochester (Minn.) franchise in 1987 and led Rochester to the USHL and National Junior “A” titles in 1987-88.

Constantine then stepped up to the professional ranks, serving as an assistant coach with Kalamazoo of the International Hockey League from 1988-91.


He landed his first professional head coaching job with Kansas City of the IHL in 1991-92 – at the tender age of 32 — and led the Blades to the league championship. In two seasons with Kansas City, Constantine compiled a record of 102-48-14, prompting a promotion to the NHL and San Jose in 1993-94. He was 55-78-24 in two-plus seasons with the Sharks.

He was the runner-up for the Jack Adams Award as NHL Coach of the Year in 1993-94 and was named IHL Coach of the Year in 1991-92.

Constantine and his wife, Peggy, adopted a son, Matthew, several days before he was hired as coach of the Penguins. The Constantines live in the Pittsburgh suburbs.

KEVIN CONSTANTINE'S CAREER HEAD COACHING RECORD

SEASON	TEAM	Regular Season				Playoffs			
		GP	W	L	T	PTS	GP	W	L
1985-86	North Iowa (USHL)	48	17	31	0	34	—	—	—
1987-88	Rochester (USHL)	48	39	7	2	80	15	9	4
1991-92	Kansas City (IHL)	82	56	22	4	116	15	12	3
1992-93	Kansas City (IHL)	82	46	26	10	102	12	6	6
1993-94	San Jose (NHL)	84	33	35	16	82	14	7	7
1994-95	San Jose (NHL)	48	19	25	4	42	11	4	7
1995-96	San Jose (NHL)	25	3	18	4	10	—	—	—
NHL TOTALS		157	55	78	24	134	25	11	14



MIKE EAVES
Assistant Coach

Former NHL centerman Mike Eaves joins the Penguins coaching staff after spending last season as head coach of IFK Helsinki in Finland.

Eaves, 41, has a diverse coaching resume, with experience at the NHL, AHL and collegiate levels, in addition to Europe. He was an assistant coach for the Philadelphia Flyers for three seasons (1988-89, 1989-90 and 1993-94) and served three seasons as head coach of the Flyers' American Hockey League affiliate in Hershey (1990-93), where his teams went 96-109-35. Eaves was a college coach for two seasons – one as head coach of the University of Wisconsin at Eau Claire (1986-87) and one as an assistant at St. Cloud State (1987-88). In addition, he was an assistant coach for Team USA in the 1991 Canada Cup Tournament.

A native of Denver, he played his college hockey at the University of Wisconsin under Coach Bob Johnson, led the Badgers to the national championship in 1977 and is the leading scorer in school history. In eight NHL seasons with Minnesota and Calgary, Eaves scored 83 goals and 226 points in 324 games. Mike and his wife Beth have two children, Ben and Patrick.



DON JACKSON
Assistant Coach

Former NHL defenseman Don Jackson brings eight years of professional coaching experience - and two Stanley Cup rings - to the Penguins staff.

Jackson, 41, was head coach of the Kansas City Blades of the International Hockey League in 1996-97, leading his team to a 39-28-15 record.

He served three seasons as an assistant coach with the NHL's Quebec Nordiques (1991-94) and also was head coach of the Wichita Thunder (Central Hockey League, 1995-96), Cincinnati Cyclones (IHL, 1994-95) and Knoxville Cherokees (East Coast Hockey League, 1989-91).

He led Knoxville to the ECHL championship in 1990-91 and was named the league's coach of the year for his efforts that season.

The Minneapolis native played 10 seasons in the NHL with Minnesota, Edmonton and the New York Rangers, recording 16 goals, 68 points and 640 penalty minutes in 311 games. He earned two Stanley Cup rings with Edmonton in 1984 and 1985. Don and his wife, Nancy have three children, Clint, Carly and Liza.



RICK KEHOE
Assistant Coach

Rick Kehoe, 46, begins his 23rd season in the Penguins organization, including his 11th as an assistant coach.

A talented right winger in his playing days, Kehoe played 11 of his 14 NHL seasons with the Penguins and still ranks as the second-leading scorer in club history with 636 points, trailing only Mario Lemieux. The Penguins acquired Kehoe in a 1974 trade with the Toronto Maple Leafs. He recorded 312 goals in 722 games with the Penguins over 11 seasons, won the Lady Byng Trophy (1981), and also appeared in two NHL All-Star games before retiring in 1985.

Kehoe was a Penguins scout for two seasons, then began his coaching career as an assistant on Pierre Creamer's staff in 1987. The Windsor, Ont. native has served under seven Penguins head coaches – Creamer, Gene Ubriaco, Craig Patrick (twice), Bob Johnson, Scotty Bowman, Ed Johnston and now Kevin Constantine.

He was named a charter member of the Penguins Hall of Fame in 1992 and also is a member of the Western Pennsylvania Sports Hall of Fame. Rick and his wife Peg, have one daughter, Karrie.



TROY WARD
Assistant Coach

Troy Ward is the youngest member of the Penguins coaching staff at age 35, but he already has an impressive amount of coaching experience at the professional, collegiate and junior levels.

The St. Croix, Wisc. native spent the past two seasons as an assistant coach for the Indianapolis Ice of the International Hockey League, paving the way to the NHL. Ward began his coaching career as the head coach at his alma mater, the University of Wisconsin at Eau Claire, in 1987-88 (Trivia tidbits: He replaced Mike Eaves as coach, and one of his players was Alex Hicks). After going 45-39-8 in three seasons at Eau Claire, Ward moved on to the University of Denver, where he was an assistant for three seasons.

In 1993, Ward was named head coach and general manager of the Dubuque Fighting Saints of the United States Hockey League and led his 1994-95 team to a third-place finish at the USA Junior Hockey Nationals. He took the Indianapolis job in 1995, after compiling a 63-49-5 record in two seasons at Dubuque. Troy and his wife Sheila have two children, Taylor and Nathan.



SKIP THAYER
Trainer

One of the NHL's most experienced trainers, Charles "Skip" Thayer enters his ninth season on the Penguins staff. Thayer began his NHL career in Chicago in 1969 and spent 18 seasons with the Blackhawks before coming to Pittsburgh in 1988. He spent four seasons with the Penguins, moved on to Tampa Bay for the Lightning's inaugural NHL season in 1992-93, then rejoined the Penguins in the fall of 1993.

Thayer started working as a trainer while he was a student at the University of Maine. He gained experience at Colby College and then went to Indiana University, where he earned his masters degree. Thayer served as head trainer of Nicholls College in Massachusetts for two years before joining the Blackhawks.

Thayer helped organize the NHL Trainers Association during his time in Chicago and once served as the organization's president. He has worked 10 off-seasons as a certified paramedic and earned his massage practioner certification from the Heartwood Institute of California in 1989.

Skip and his wife, Robin, live in the North Hills area.



Dr. CHARLES BURKE
Team Physician

Dr. Charles Burke has served as the Penguins team physician since 1988.

He serves as attending orthopaedic surgeon at Allegheny General and St. Margaret's Memorial Hospitals in Pittsburgh, specializing in sports medicine and orthopaedic surgery – with special interests in knee and shoulder surgery. He also serves as an instructor at the St. Margaret's Sports Medicine Clinic.

A native of Boston, Burke graduated from Harvard and completed his graduate studies at the University of Cincinnati College of Medicine. He is board certified and a member of the American Academy of Orthopaedic Surgeons.

He served as team physician for Team USA at the 1991 Canada Cup tournament.

He and his wife, Kathy, are the parents of four children.




STEVE LATIN
Equipment Manager

Steve Latin enters his 10th season as the Penguins equipment manager. He also has worked with the Detroit Red Wings and Hartford Whalers and last season worked his 1300th NHL game.

Latin, a native of Dearborn, Michigan, has an associate's degree in business from Eastern Michigan University in Ypsilanti. He broke into the NHL with Detroit in 1980 and moved on to Hartford after six seasons with the Red Wings. He joined the Penguins staff in 1988.

Latin was equipment manager for Team USA in the 1990 world championships and at the 1991 Canada Cup tournament. He also worked the 1990 NHL All-Star Game in Pittsburgh.

He resides in the North Hills.



JOHN WELDAY
Strength & Conditioning Coach

Former Penn State offensive lineman John Welday enters his ninth season as the Penguins strength and conditioning coach. Prior to joining the Penguins, he spent five seasons in the same capacity at Dartmouth College, working with all sports programs.

Welday, a native of Toronto, Ohio, was an offensive tackle at Penn State in 1978 and 1979 until his career was cut short by an injury. He then served as assistant strength coach at Penn State from 1980-83 and worked as a teaching assistant in the strength and conditioning program. During his time at Dartmouth, he also served as an instructor for physical education classes in strength training.

John and his wife, Jodi, have two children – son Jared and daughter Jordan.




PAUL FLATI
Assistant Equipment Manager

Paul Flati enters his fourth season as the Penguins assistant equipment manager.

Flati also served as assistant equipment manager for the Pittsburgh Phantoms of Roller Hockey International in 1994.

Paul and his wife, Carla, reside in Aliquippa. He has three children.



ED JOHNSTON
Assistant
General Manager

Ed Johnston begins the first year of his second stint as the Penguins assistant general manager, working closely with Craig Patrick on all team-related matters. Johnston has spent 14 seasons with the club in a variety of roles, including general manager, head coach and assistant GM.

"EJ" served as head coach of the Penguins from 1980-83 and again from 1993-97, posting an overall record of 232-224-60 and leading the team to two division titles. He was general manager from 1983-88 and had the distinction of drafting Mario Lemieux with the first pick of the 1984 NHL draft. He also worked as assistant GM under Tony Esposito in 1988-89.

Johnston played 16 seasons as an NHL goaltender with Boston, Toronto, St. Louis and Chicago and earned two Stanley Cup rings in Boston. He was the last NHL goaltender to play every minute of a season

when he played all 70 games for the 1963-64 Bruins. Overall, he played in 592 NHL games, recording 236 wins, 32 shutouts and a career goals-against average of 3.25.

Johnston retired as a player after the 1978 season and immediately stepped into the coaching ranks as head coach of Chicago's AHL affiliate in New Brunswick. After one season in the minors, he was named head coach of the Chicago Blackhawks in 1979 and led his team to a division title. He was hired by the Penguins the following season.

Johnston also served as GM of the Hartford Whalers from 1989-92.

Ed and his wife, Diane, have three children, Michele, E.J. Jr. and Joseph. The Johnstons reside in the South Hills of Pittsburgh.



GREG MALONE
Head Scout

Former NHL centerman Greg Malone enters his seventh season as the Penguins head scout, over-

seeing all junior, college, high school and European scouting efforts. He has been part of the club's scouting staff since 1988 and logs thousands of miles on the road each season in his quest for young prospects.

Malone played 11 NHL seasons with the Penguins, Hartford and Quebec. During his Penguins career from 1976-83, he recorded 143 goals and 221 assists for 364 points in 495 games. He still ranks ninth on the team's all-time list in goals and 10th in points.

Malone's best season came in 1978-79, when he led the Penguins in both goals (35) and points (65).

He resides in the Pittsburgh area with sons Ryan and Mark.



GILLES MELOCHE
Goaltending Coach &
Scout

A veteran of 18 seasons as an NHL goaltender, Meloche begins his ninth season as the Penguins goaltending coach and scout.

Meloche played 788 games in his NHL career with Chicago, California, Cleveland, Minnesota and Pittsburgh. He posted 270 victories and played in the Stanley Cup finals with Minnesota in 1980-81.

The Penguins acquired Meloche in a 1985 trade, and he spent the final three seasons of his playing career in Pittsburgh. He joined the Penguins management team in December, 1989, shortly after Craig Patrick was named GM.

Meloche resides in his hometown of Rosemere, Que. He has a son, Eric, and a daughter, Annie. Eric Meloche was drafted by the Penguins in the seventh round of the 1996 NHL Entry Draft. He will be a sophomore forward this season at Ohio State.



LES BINKLEY
Scout

An original Penguin in 1967, former NHL goaltender Les Binkley begins his ninth season as a Penguins scout. Previously, he was a

scout for the Winnipeg Jets. "Bink" played five seasons for the Penguins from 1967-72 and still holds the franchise record for career shutouts with 11.

He moved on to play four seasons in the WHA with Ottawa and Toronto from 1972-76. He joined the Rangers as a scout in 1977 and was hired by Winnipeg in 1978.

Les and his wife, Eleanor, reside in Hanover, Ontario and have two children and five grandchildren.



HERB BROOKS
Scout

Brooks brings a wealth of hockey experience and knowledge to the Penguins as he enters his third season on the scouting staff. A former college and Olympic player, he has been a successful head coach at the NHL, college, and Olympic levels.

Brooks served as head coach of the New York Rangers (1981-85), the Minnesota North Stars (1987-88) and the New

Jersey Devils (1992-93). Before making the jump to the pro ranks, he was head coach at the University of Minnesota for seven seasons, winning three NCAA championships.

His most publicized accomplishment, however, came when he coached the 1980 U.S. Olympic team to a gold medal. Penguins GM Craig Patrick served as Brooks' assistant coach and assistant GM on that team.

Brooks was elected to the U.S. Hockey Hall of Fame in 1990.



RALPH COX
Scout

Cox enters his ninth season on the Penguins scouting staff and is primarily responsible for his native New England area.


A two-time All-America forward at the University of New Hampshire, Cox was a teammate of GM Craig Patrick and assistant coach Don Jackson on the 1979 U.S. national team. Ironically, he was the last player cut from the 1980

Olympic team, coached by Herb Brooks.

He is New Hampshire's all-time leader in goals (127) and points (243).

Cox served as a player/coach in Finland, Austria and Switzerland from 1981-86.

He has a daughter, Delia, and a son, Dylan.



CHARLIE HODGE
Scout

Former NHL goaltender and former Vezina Trophy winner Charlie Hodge is in his eighth season as a Penguins scout.

Hodge played 12 seasons in the NHL, including nine with the Montreal Canadiens, and was a member of five Stanley Cup championship teams. He won the Vezina Trophy in 1964 for posting the league's best goals-against average (2.26). He shared the Vezina with teammate Lorne "Gump" Worsley in 1966, and was named to the NHL's Second All-Star team in 1964 and 1965.

Hodge retired as a player in 1971 and spent two seasons coaching junior

hockey before joining the Winnipeg Jets scouting staff in 1980. He and his wife, Sheila, have three children and five grandchildren and reside in Langley B.C.




MARK KELLEY
European Scout

Kelley, entering his fifth season as the Penguins European scout, has spanned the globe in search of hockey talent. His bases of operation have included Moscow and Prague.

During two seasons in Moscow, Kelley also served as assistant general manager of the Central Red Army team, known as the Russian Penguins.

A native of Waterville, Maine, Kelley played college hockey at Colby College and played professionally in Austria and with Binghamton of the AHL.

He was an assistant coach at Colby College from 1982-84 and spent five seasons as a scout for the Quebec Nordiques (1988-93) before joining the Penguins.



RANDY HILLIER
Assistant Coach

Former Penguins defenseman Randy Hillier will serve as an assistant coach, joining Mike Eaves, Don Jackson, Rick Kehoe and Troy Ward on head coach Kevin Constantine's staff. Hillier's role will be more limited, however; he also works for the Luttner Financial Group in downtown Pittsburgh.

A defensive defenseman who was paired with future Hall of Famer Paul Coffey for several seasons, Hillier played for the Penguins from 1984-91. He registered 13 goals, 92 points and 594 penalty minutes in 343 games and contributed to the club's first Stanley Cup championship in 1990-91. He also played for Boston, the New York Islanders and Buffalo in his NHL career.

Randy assisted the Penguins coaching staff late last season and during the playoffs. He also has donated time to the Upper St. Clair High School hockey program in recent years. He and his wife, Heather, have two daughters, Lara and Marissa.



ICEOPLEX AT SOUTHPOINTE, the Penguins practice facility, is located in the Southpointe Development Project, a multi-purpose park in Cecil Township in Washington County, adjacent to the Southpointe Golf Club.

Southpointe Rink Associates, a partnership between the ownership of the Pittsburgh Penguins, Howard Baldwin and Roger Marino, and former Penguins star Mario Lemieux, entered into an agreement with Ice Specialty Entertainment, Inc. in May of 1994 to build the facility. ICEOPLEX AT SOUTHPOINTE opened its doors to the public on May 20, 1995 and celebrated its Grand Opening on September 16, 1995.

The multi-purpose facility serves as the official training center for the Pittsburgh Penguins. The facility contains a National Hockey League ice surface, which is used by the Penguins for practice. It is also devoted to youth and adult hockey leagues, public skating, learn-to-skate programs, hockey schools and figure skating. Another rink is available for in-line skating and indoor soccer.

Other features include a sports-themed restaurant, public meeting rooms, skate rental facilities for figure, hockey, and in-line skates and officials rooms.

DIRECTIONS TO ICEOPLEX AT SOUTHPOINTE: Located off Route 79 South at Exit 10A, Southpointe/Hendersonville. Stay in right hand lane after exit and bear right onto Southpointe Blvd. Follow Southpointe Boulevard for approximately two miles. ICEOPLEX AT SOUTHPOINTE is located on the left. Phone: 412-745-6666, FAX: 412-745-6755



Howard Baldwin, Jr.
Vice President
General Manager



Chris Armstrong
Staff



Bob Arquillo
Staff



Rich Dawson
Staff



Joanne DeFazio
Director of
Hockey Programs



Paul DeFazio
Staff



Bobby Dyer
Director of
Soccer Operations



Dan Kaschalk
Director of
Operations



Nicole Kaschalk
Executive Assistant



Teresa Kauffman
Administrative
Assistant



Ryan Mance
Pro Shop Manager



Paul McKean
Assistant Director
of Operations



Igor Novodran
Director of Skating



Harry Sanders
Director of Publicity
and Youth Hockey

PENGUINS STAFF



Heather Abramovitz
Ticketing



Mark Anderson
Manager, Corporate
Ticket Sales



Scott Baldwin
Director of Planning
and Design



Taylor Baldwin
Manager
Corporate Sponsorships



Bill Barnes
Marketing Consultant



Jeff Barrett
Vice President
Ticket Sales



Kimberly Bogesdorfer
Manager
Corporate Sponsorships



Neil Bossola
Ticket Sales
Representative



Tracey Botsford
Executive Assistant



Steve Bovino
Director
Media Relations



Laura Bryer
Ticket Sales
Representative



A. T. Caggiano
Locker Room
Attendant



Brian Coe
Assistant Director
Media Relations



Carol Coulson
Box Office Manager



Pam Douglas
Receptionist



Michelle Follon
Assistant Manager
Premium Services



Amy Gillespie
Assistant Marketing
Manager



Chreck Greenberg
President
Igloo Development Assoc.



Kevin Hart
Controller



Elaine Heufelder
Executive Assistant



Cindy Himes
Director of
Public Relations



Amy Hirsch
Administrative
Assistant



Rich Hixon
Director of
Premium Seating



Jack Kelley
Executive Vice President
Pittsburgh Sports Assoc.



Lisa Kreutzler
Accounting



Tawni Love
Accounting



Brian Magness
Premium Seating
Representative



Jackie Mateosky-Alger
Manager
Corporate Sponsorships



Marie Mays
Marketing Manager



Tom McMillan
Vice President
Communications



Daneen Napofitano
Ticketing



Mark Dresic
Accounting
Manager



Xander Paumgarten
Assistant Marketing
Manager



Fenece Petrichovich
Manager
Community Relations



Barb Pilarski
Marketing and Sales
Administrator



Allison Quigley
Customer Service
Manager



Arden Robbins
Manager
Corporate Sponsorships



Ward Russell
Group Sales
Representative



Jim Santilli
Telemarketing
Manager



Kevin Saundry
Director of
Event Marketing



Brian Slais
Manager Corporate
Ticket Sales



Chad Slencak
Assistant Telemarketing
Manager



Kevin Smith
Director of
Entertainment



Terri Smith
Manager
Premium Services



David Soltesz
Vice President
Advertising



Fred Traynor
Group Sales
Director



Troy Ussack
Accounting



Bob Vogel
Vice President
Finance & Admin.



Mimi York
Manager
Corporate Sponsorships

Not Pictured
Greg Cribbs
Vice President
General Counsel


PITTSBURGH PENGUINS -- More Than A Hockey Team

The Penguins Community Relations program is truly a team effort...

It is Dave Roche cautioning youngsters in Pittsburgh area grade schools on the dangers of substance abuse...It is the entire team helping local disadvantaged children select winter clothing during the Penguins Project Bundle-Up Shopping Day...It is players and coaches visiting Children's Hospital...It is a special Penguins ticket program raising over \$18,000 for the Make-A-Wish Foundation...It is Howard Baldwin and Roger Marino endorsing and supporting the club's extensive community program...It is the fans who donate thousands of dollars and thousands of pounds of food at Penguins food drives...It is Ken Wregget serving as honorary chairperson for the Penguins/USX Annual Blood Drive...It is the Penguins amateur hockey department supporting area youth hockey organizations...It is the Penguins players and their wives raising over one million doallars the past 11 years for the fight against cystic fibrosis with the Penguins At Your Service annual dinner...It is the 26 Continuing Education Scholarships given the past five years to Pittsburgh inner-city high school seniors...It is five years of awarding the Bob Johnson Scholarship to deserving Pittsburgh area students...It is the Penguins community relations program, a fully-planned, comprehensive program that seeks to maximize the team's involvement with, and contributions to charities, social service organizations, amateur sports programs and schools in the tri-state area.



**Ken Wregget
PENGUINS AT YOUR SERVICE**



**Joe Dziedzic
PROJECT BUNDLE-UP**

PENGUINS COMMUNITY AFFILIATIONS

The Penguins are involved with a wide range of community and social service organizations in the western Pennsylvania area. The groups who receive support programs are: Allegheny Valley Schools, Alzheimer's Disease Alliance, American Heart Association, Animal Friends Shelter, Ashley Barrasso Cancer Research Fund, Greater Pittsburgh Community Food Bank, Boy Scouts, Boys Clubs/Girls Clubs, Carnegie Library, Children's Hospital, Cystic Fibrosis Foundation, DARE, Goodwill, State Forestry Department, Habitat for Humanity, Junior Achievement, Kidney Foundation, Leukemia Society, MADD, Make-A-Wish Foundation, Mom's House, Pittsburgh School Board, PA Liquor Control Board, St. Francis Hospital, Salvation Army, Allegheny County Special Olympics, Veterans Hospitals and the Pittsburgh Zoo.

Special programs involving some of the above organizations include: support of the Boy Scouts Spring and Fall Roundups; the Carnegie Library's Read To Me and Summer Reading programs; a practice and luncheon for the Make-A-Wish Foundation and its patients and their families; the Adopt Your Favorite Penguins program with the Zoo and a shopping day with disadvantaged youngsters for Project Bundle-Up.

ANTI-DRUG SCHOOL PROGRAM

The 1997-98 season marks the sixth year of the Penguins Anti-Drug School Program. This season, the team hopes a more comprehensive and student driven program will encourage students to stay drug-free. The goal of the program is to reward students who create their own in-school substance abuse program, which must also promote education and positive self-esteem. The Penguins hope that by encouraging students to tailor their own programs we will empower them to tackle the issues that most affect them.

HOSPITAL VISITS

Each year, Penguins players and coaches make a visit to the Pittsburgh Children's Hospital. The team has also visited patients at Veterans Hospitals, Allegheny General Hospital and St. Francis Hospital.

SCHOLARSHIPS

The Penguins have two scholarship programs: The Bob Johnson Scholarship and the Continuing Education Scholarships for Pittsburgh senior high school students. Over the past five seasons, the Penguins have awarded six Bob Johnson Scholarships and 26 Continuing Education Scholarships.

The Penguins started the Johnson program in 1993, in honor of the late Penguins head coach who led the club to its first Stanley Cup Championship in 1991. Coach Johnson died less than six months later of brain cancer. The \$2,500 Johnson Scholarship is presented to a western PA high school senior for academic achievement, community service and demonstrated leadership, sportsmanship and a positive attitude as a member of his/her high school hockey program. Applicants must have a 3.2 grade point average.

The Continuing Education Scholarship program was started in 1993 with three \$1,000 scholarships. The Penguins increased the number to five in 1994 and five will once again be presented in 1997. The scholarships are awarded on the basis of academic achievement, community involvement and participation in school activities. All applicants must have a 3.0 grade point average. The scholarship money can be used at a four-year college, junior college or a technical school.

FOOD AND TOY COLLECTIONS

In March of 1992, the Penguins held their first Score Against Hunger Night for the benefit of the Greater Pittsburgh Community Food Bank. Thus far, the six drives have resulted in food donations totaling 3,137 pounds and over \$3,200 in cash donations. The Penguins have also combined with the Salvation Army for toy collection nights. Over 1,980 toys and \$8,179 were collected over the past four years.

PENGUINS INFORMATION BOOTH

The Penguins invite organizations to use the Penguins Information Booth on a game night to distribute literature to any of the 17,000 plus fans who are interested. Public address announcements alert fans to the organization at the booth during each game. Last year, 32 charity, social service and public service organizations used the information booth.

PENGUINS AT YOUR SERVICE DINNER

In 1986, the Penguins Public Relations Director, Cindy Himes, started this event for the benefit of the Cystic Fibrosis Foundation. Over the past 11 years, the dinner has raised over 1.2 million dollars for successful research into discovering a cure for cystic fibrosis. The black-tie affair has turned into one of the major social events of the year in Pittsburgh. Penguins players work as waiters at the event, which also includes a major fundraising auction at the end of the evening.

PENGUINS/USX BLOOD DRIVE

In September, the seventh annual Penguins/USX Blood Drive for the benefit of the Central Blood Bank was held at the USX Tower downtown. During the first six years, the Score One For Life blood drives have collected 2,660 units of blood which have benefited over 8,000 area patients. Penguins players, announcers and staff appear at the event to sign autographs for the donors.

PENGUINS SUMMER CARAVAN

The Penguins held their annual Summer Caravan in 1997. Trips were made to Erie, Johnstown, Youngstown, Wheeling and Cleveland. Fans in the tri-state area had the opportunity to meet Penguins players Ken Wregget, Alex Hicks, Alek Stojancv, Eddie Olczyk and alumni Joe Mullen and Troy Loney along with mascot Iceburgh. As a goodwill tour to promote the Penguins and the sport of hockey, the Penguins group addressed community leaders, held autograph sessions, and conducted youth hockey clinics.

The Pittsburgh Penguins Amateur Hockey Development Office is in place to service the needs of amateur hockey players and to help foster growth of hockey in the Pittsburgh Penguins' market area. Harry Sanders, the club's director of youth hockey, is based at ICEOPLEX at Southpointe.

The goals and objectives of the Penguins Amateur Hockey Office run parallel with those of USA Hockey by placing a very strong emphasis on character development through athletic competition and academic excellence. It is the feeling of the Penguins that a well-rounded youth will be the strongest contributing member to society.

A brief look at the program...

THE PITTSBURGH PENGUINS AMATEUR HOCKEY NEWSLETTER

The newsletter will make its first appearance this fall, as the replacement for Tri Lines. This newsletter will be totally reformatted with a new look that will be more reader friendly. The Pittsburgh Penguins Amateur Hockey Newsletter will still provide all the important youth hockey information and articles on current youth hockey issues that Tri Lines did, and more, just in a more readable format. The newsletter is completely subsidized by the Penguins.

TAHA

The Tri-State Amateur Hockey Association is the umbrella organization for most local associations. The Penguins Amateur Hockey Development Office works closely with TAHA in pursuing common objectives.

VIDEO AND PUBLICATION LIBRARY

Top level instructional material is made available free of charge to local coaches, parents and players through the Amateur Hockey Development Office.

HIGH SCHOOL HOCKEY

Playoffs among western Pennsylvania high school teams at A, AA, AAA levels are co-sponsored by the Penguins. The teams play for the Penguins Cup championship at each level. The permanent Penguins Cup trophy itself stands over three feet high and is donated and maintained by the Penguins. State playoffs and the annual All-Star games are both sponsored and promoted by the Penguins, as well as a Western Pennsylvania Player of the Month award.

USA HOCKEY

The Penguins work closely with USA Hockey in promoting programs and relaying important information to local players and coaches.

COACHES ASSOCIATION

The Coaches Association is working with coaches and amateur hockey organizations to improve the skill level of area coaches.

PENS STREET PALS

In conjunction with the National Hockey League and the NHL Street Program, the Penguins are sponsoring and helping to administer a street hockey program in which equipment is donated to local school districts and community centers in an effort to get more children playing hockey.

MARIO LEMIEUX FOUNDATION

The Penguins continue to support the Mario Lemieux Foundation, formed in 1993 to raise money for cancer research.

Lemieux, who retired following the 1996-97 season, is the Penguins' all-time leading scorer and ranks as one of the greatest players in NHL history.

Lemieux was diagnosed with Hodgkin's disease in January, 1993, but returned to game action after six weeks of radiation treatments and won three more NHL scoring championships before retiring.

"As I went through the treatments for Hodgkin's disease in the winter of 1993, I began to realize how fragile life can be," Lemieux said. "I saw how fortunate I was to be able to play the greatest game in the world, enjoy two Stanley Cup championship seasons and have the financial freedom to do the things I like. But what about the people who are not as fortunate? I felt that I had to give something back to the community, and this is when I decided to form the Lemieux Foundation.

The foundation's support is available to organizations and research hospitals throughout the United States and Canada. All grants are made by the foundation's board of directors, headed by Lemieux himself.

Donations may be made to the foundation at 2300 Gulf Tower, 707 Grant Street, Pittsburgh, PA 15219.

RON FRANCIS CHARITIES

Penguins centerman Ron Francis knows from first-hand experience that medical situations involving children can put immense pressure on a family. That's because Ron's younger brother, Rickey, needed 'round the clock care when he was growing up.

So when Ron decided to form a charity in his own name, he wanted to reach out to families with similar experiences. Last season was the first for Ron Francis Charities and its highly successful "Family

Night Out Program," in conjunction with Children's Hospital.

"Through Ron Francis Charities, I want to help return some normalcy to these people's lives by providing families with hospitalized children the opportunity for an evening respite," Ron said. "A family dinner in a restaurant followed by a Penguins game or other form of entertainment will allow these families to share a positive experience away from the confines of a hospital room."

When medically possible, the hospitalized child accompanies his family to the restaurant and to the game.

Anyone wishing to donate to Ron's cause may send a check to Ron Francis Charities, Children's Hospital of Pittsburgh, 3750 Fifth Avenue, Pittsburgh, PA 15213.

ASHLEY BARRASSO CANCER RESEARCH FUND

Penguins goaltender Tom Barrasso and his wife, Megan, formed the Ashley Barrasso Cancer Research Fund after their young daughter, Ashley, battled and beat neuroblastoma, a form of childhood cancer.

Ashley was diagnosed in 1989 and underwent extensive medical treatments in Los Angeles in 1990. Tom Barrasso was granted a leave of absence by the Penguins to be with Ashley during that time.


The ABCRF often works in conjunction with the Mario Lemieux Foundation to raise money for cancer research. The former teammates have co-hosted a successful charity golf tournament for the past few summers as one of their key fund-raising events. Both charities are supported by their agents, Tom and Steve Reich.

Contributions may be made to the Ashley Barrasso Cancer Research Fund, The Development Department, The Pittsburgh Foundation, One PPG Place, 30th Floor, Pittsburgh, PA 15222.

THE PLAYERS



CAREER HIGHLIGHTS



Stu Barnes

14

Center

HT/WT : 5'11" 174 lbs.

Shoots: Right

Age: 26

Born: Spruce Grove,
Alberta, December 25,
1970

Acquired: Traded by
Florida to Pittsburgh with
Jason Woolley for Chris
Wells on November 19,
1996.

MILESTONES ACHIEVED:

300th game - 12/6/96 vs Washington

200th point - 3/12/97 at Phoenix

MILESTONES WITHIN REACH (Current Total):

400th game (355)

100th goal (91)

FIRST NHL GAME:

Oct. 4, 1991- in a 6-2 Winnipeg win vs Los Angeles

FIRST NHL POINT:

Oct. 10, 1991- an assist in a 5-4 Winnipeg win at San Jose

FIRST NHL GOAL:

Oct. 27, 1991 - vs Mike Liut in a 6-5 Winnipeg win vs Washington

MOST GOALS, GAME:

3 - Nov. 11, 1991 in a 6-2 Winnipeg win vs Los Angeles.

MOST ASSISTS, GAME:

3 - Oct. 12, 1996 in a 6-0 Florida win vs Hartford.

MOST POINTS, GAME:

3 - Seven Times - Last Mar. 20 in a 6-3 Penguins win vs Toronto (1g, 2a).

1996-1997



Recorded 49 points (19+30), establishing career-highs in assists and points and tying his career-high in goals...Played in 62 games with the Penguins, recording 39 points (17+22)...Tied his single game high for points in a game (six times) with three on Dec. 3 vs Hartford (2+1), Feb. 4 vs Vancouver (1+2) and Mar. 20 vs Toronto (1+2)...Had nine multiple-point games with the Penguins...Ranked fifth on the team with 27 points at home (10+17)...Had a season-high six-game point streak from Dec. 30 to Jan. 11, recording six points (3+3)...Recorded his 200th career point with a goal on Mar. 12 at Phoenix...Had 10 points (2+8) in 19 games with Florida before joining the Penguins...Missed one game (Apr. 13) due to a hip injury. **PLAYOFFS:** Played in all five playoff games vs Philadelphia, recording one assist...Tied for second on the team in plus/minus with an even rating...Recorded one assist in Game Three on Apr. 21.

CAREER SCORING VS NHL

TEAM	GP	G	A	PTS	PIM	TEAM	GP	G	A	PTS	PIM
Anaheim	7	2	4	6	2	NY Islanders	20	5	6	11	6
Boston	14	4	5	9	2	NY Rangers	18	2	5	7	8
Buffalo	18	3	3	6	6	Ottawa	16	9	9	18	10
Calgary	15	3	8	11	10	Philadelphia	24	4	6	10	10
Chicago	9	1	1	2	4	Phoenix	7	5	3	8	6
Colorado	13	3	5	8	6	Pittsburgh	13	3	3	6	6
Dallas	10	2	2	4	8	San Jose	13	3	6	9	8
Detroit	9	2	2	4	6	St. Louis	9	2	1	3	0
Edmonton	14	5	4	9	4	Tampa Bay	15	4	6	10	12
Florida	4	0	0	0	0	Toronto	10	5	3	8	4
Hartford	19	5	12	17	2	Vancouver	11	1	4	5	8
Los Angeles	12	5	1	6	6	Montreal	16	7	4	11	10
New Jersey	18	4	6	10	4	Washington	19	2	8	10	6
						TOTALS	355	91	117	208	154

CAREER



Recorded 44 points (19+25) for Florida in 1995-96, ranking sixth on the team in goals and points...Ranked third on the team in game-winning goals with five and was tied for fourth with eight power play goals...Was tied for second in playoff scoring with 16 points (6+10), in 22 games and led the Panthers in assists (10) and plus/minus (+10)...Had four multiple-point games and two game-winning goals...Tied for the team lead in points with 29 (10+19) in 1994-95 and finished second on the Panthers with a plus-7 rating...Recorded his 100th career point Feb. 15, 1995 vs Ottawa...Was acquired by Florida from Winnipeg Nov. 26, 1993 in exchange for Randy Gilhen...Recorded 38 points (18+20) in 59 games with Florida and 47 (23+24) in 77 games overall...Played in his first NHL game Oct. 4, 1991 for Winnipeg vs Los Angeles...Scored his first NHL goal Oct. 27 1991 for Winnipeg vs Washington...Played three junior seasons in the Western Hockey League (1987-90), one for New Westminster and two for Tri-City, recording 148 goals in 204 career games...Reached the 100-point plateau in each of his junior seasons and was named a Second team WHL All-Star in 1988-89 for Tri-City after posting 141 points (59+92)...Was selected by Winnipeg in the first round, fourth overall, in the 1989 Entry Draft...Players chosen ahead of him were Mats Sundin (Quebec), Dave Chyzowski (NY Islanders) and Scott Thornton (Toronto)...Stu and his wife, Julie, have a daughter, Riley (1).



AMATEUR & PROFESSIONAL RECORD

YEAR	CLUB	LEAGUE	REGULAR SEASON											PLAYOFFS			
			GP	G	A	PTS	PIM	±	PP	SH	GW	S	GP	G	A	PTS	PIM
1987-88	N. W. Minster	WHL	71	37	64	101	88	--	--	--	--	--	5	2	3	5	6
1988-89	Tri-City (a)	WHL	70	59	82	141	117	--	--	--	--	7	6	5	11	10	
1989-90	Tri-City	WHL	63	52	92	144	165	--	--	--	--	7	1	5	6	26	
1990-91	Canadian National Team		53	22	27	49	68	--	--	--	--	--	--	--	--	--	
1991-92	Winnipeg	NHL	46	8	9	17	26	-2	4	0	0	--	--	--	--	--	
	Moncton	AHL	30	13	19	32	10	--	--	--	--	11	3	9	12	6	
1992-93	Winnipeg	NHL	38	12	10	22	10	-3	3	0	3	--	--	--	--	--	
	Moncton	AHL	42	23	31	54	58	--	--	--	--	--	--	--	--	--	
1993-94	Winnipeg	NHL	18	5	4	9	8	-1	2	0	0	--	--	--	--	--	
	Florida (b)	NHL	59	18	20	38	30	5	6	1	3	--	--	--	--	--	
1994-95	Florida	NHL	41	10	19	29	8	7	1	0	2	--	--	--	--	--	
1995-96	Florida	NHL	72	19	25	44	46	-12	8	0	5	--	22	6	10	16	4
1996-97	Florida	NHL	19	2	8	10	10	-3	1	0	0	44	--	--	--	--	--
	PITTSBURGH (c)	NHL	62	17	22	39	16	-20	4	0	3	132	5	0	1	1	0
	NHL TOTALS		355	91	117	208	154	-29	29	1	16	--	33	7	14	21	6
	PGH TOTALS		62	17	22	39	16	-20	4	0	3	132	5	0	1	1	0

a- Selected by Winnipeg in 1989 Entry Draft. First Jets choice, fourth overall. b- Traded to Florida by Winnipeg with St. Louis' sixth round choice in exchange for Randy Gilhen, Nov. 25, 1993. c- Traded to Pittsburgh by Florida with Jason Woolley in exchange for Chris Wells, Nov. 13, 1996.



Tom Barrasso

35

Goaltender

HT/WT: 6'3" 210 lbs.

Catches: Right

Age: 32

Born: Boston, Massachusetts, March 31, 1965

Acquired: Traded by Buffalo to Pittsburgh with Buffalo's third round draft choice in 1990 Entry Draft for Doug Bodger and Darrin Shannon on November 12, 1988.

MILESTONES ACHIEVED:

- 100th win (12/23/87 at Detroit)
- 200th win (3/19/92 vs Quebec)
- 250th win (11/18/93 vs Washington)
- 500th game (4/7/93 vs Montreal)
- 600th game (10/16/96 at NY Rangers)

MILESTONES WITHIN REACH (Current Total):
300 wins (295)

FIRST NHL GAME:

October 5, 1983 - in a 5-3 Buffalo win vs Hartford

FIRST NHL WIN:

October 5, 1983 - in a 5-3 Buffalo win vs Hartford.

FIRST NHL SHUTOUT:

January 18, 1984 - in a 4-0 Buffalo win at Los Angeles.

CAREER SHUTOUTS:

23 - last - Feb. 16, 1996 in 1-0 Penguin win at Winnipeg.

1996-1997

Played in only five games for the Penguins due to a recurring shoulder injury...Played in his 600th career game on Oct. 16 at the Rangers...Underwent shoulder surgery on January 3 and missed the remainder of the season including the playoffs.



PLACE AMONG ACTIVE GOALTENDERS

GAMES PLAYED		WINS		SHUTOUTS	
1. Grant Fuhr	748	1. Andy Moog	354	1. Patrick Roy	37
2. Andy Moog	671	2. Grant Fuhr	353	2. Ed Belfour	31
3. Don Beaupre	666	3. Patrick Roy	349	3. John Vanbiesbrouck	25
4. John Vanbiesbrouck	657	4. Mike Vernon	301	Andy Moog	25
5. Patrick Roy	652	5. TOM BARRASSO	295	5. TOM BARRASSO	23
6. Kelly Hrudey	649	6. John Vanbiesbrouck	288		
7. TOM BARRASSO	602				

CAREER GOALTENDING VS NHL

TEAM	GP	MP	GA	SO	AVG	W-L-T
Anaheim	2	125	4	0	1.92	1-0-1
Boston	45	2661	158	2	3.56	21-16-7
Buffalo	16	943	49	1	3.12	9-6-1
Calgary	18	948	61	0	3.86	8-9-0
Chicago	20	1209	82	0	4.07	10-9-1
Colorado	36	2066	126	0	3.66	17-14-3
Dallas	14	789	45	0	3.42	6-5-2
Detroit	25	1494	78	1	3.13	11-7-7
Edmonton	15	863	65	0	4.52	5-9-1
Florida	5	299	13	0	2.61	4-1-0
Hartford	49	2836	163	3	3.45	21-20-5
Los Angeles	19	1084	66	1	3.65	6-10-2
Montreal	38	2054	123	2	3.59	11-19-5
New Jersey	46	2620	152	2	3.48	24-13-6
NY Islanders	34	1906	112	1	3.53	19-10-2
NY Rangers	40	2296	137	1	3.58	19-15-4
Ottawa	10	600	16	1	1.60	9-1-0
Philadelphia	35	2014	108	2	3.22	17-12-4
Phoenix	22	1360	71	2	3.13	16-7-0
Pittsburgh	11	655	35	0	3.21	4-3-3
San Jose	8	489	24	1	2.94	5-1-2
St. Louis	21	1157	61	1	3.16	10-6-3
Tampa Bay	5	261	12	0	2.76	2-1-1
Toronto	18	1081	61	1	3.39	11-6-1
Vancouver	15	868	59	0	4.08	10-5-0
Washington	35	1946	107	1	3.30	19-13-2
TOTALS	602	34,624	1988	23	3.45	295-218-63

AMATEUR & PROFESSIONAL RECORD

YEAR	CLUB	LEAGUE	REGULAR SEASON					PLAYOFFS						
			GP	W-L-T	MP	GA	SO AVG.	GP	W-L	MP	GA	SO AVG.		
1981-82	Acton-Boxboro	HS	23	----	--	32	7	1.39	--	---	--	--	--	---
1982-83	Acton-Boxboro (a)	HS	23	----	--	17	10	0.73	--	---	--	--	--	---
1983-84	Buffalo (bcde)	NHL	42	26-12-3	2475	117	2	2.84	3	0-2	139	8	0	3.45
1984-85	Buffalo (fg)	NHL	54	25-18-10	3248	144	*5	*2.66	5	2-3	300	22	0	4.40
	Rochester	AHL	5	3-1-1	267	6	1	1.35	--	---	--	--	--	---
1985-86	Buffalo	NHL	60	29-24-5	3561	214	2	3.61	--	---	--	--	--	---
1986-87	Buffalo	NHL	46	17-23-2	2501	152	2	3.65	--	---	--	--	--	---
1987-88	Buffalo	NHL	54	25-18-8	3133	173	2	3.31	4	1-3	224	16	0	4.29
1988-89	Buffalo (h)	NHL	10	2-7-0	545	45	0	4.95	--	---	--	--	--	---
	PITTSBURGH	NHL	44	18-15-7	2406	162	0	4.04	11	7-4	631	40	0	3.80
1989-90	PITTSBURGH	NHL	24	7-12-3	1294	101	0	4.68	--	---	--	--	--	---
1990-91	PITTSBURGH	NHL	48	27-16-3	2754	165	1	3.59	20	12-7	1175	51	*1	*2.60
1991-92	PITTSBURGH	NHL	57	25-22-9	3329	196	1	3.53	*21	*16-5	*1233	58	1	2.82
1992-93	PITTSBURGH (f)	NHL	63*	43-14-5	3702	186	4	3.01	12	7-5	722	35	*2	2.91
1993-94	PITTSBURGH	NHL	4	22-15-5	2482	139	2	3.36	6	2-4	356	17	0	2.87
1994-95	PITTSBURGH	NHL	2	0-1-1	125	8	0	3.84	2	0-1	80	8	0	6.00
1995-96	PITTSBURGH	NHL	49	29-16-2	2799	160	2	3.43	10	4-5	558	26	1	2.80
1996-97	PITTSBURGH	NHL	5	0-5-0	270	26	0	5.78	--	---	--	--	--	---
NHL TOTALS			602	295-218-63	34624	1988	23	3.45	94	51-39	5418	281	5	3.11
PGH TOTALS			334	171-116-35	19161	1143	10	3.57	82	48-31	4755	235	5	2.97

* - League Leading Figure, a - June, 1983 - Drafted by Buffalo in 1983 NHL Entry Draft. First Sabres pick, fifth overall, first round.
 b - NHL First Team All-Star (1983-84), c - Won Vezina Trophy (1983-84), d - Won Calder Memorial Trophy (1983-84), e - NHL All-Rookie Team (1983-84), f - NHL Second All-Star Team (1984-85, 1992-93), g - Shared William Jennings Trophy with Bob Saave (1984-85), h - November, 1988 - Traded with Buffalo's third round choice in the 1990 Entry Draft to Pittsburgh for Doug Bodger and Darrin Shannon.


- ▼ Ranks 14th in NHL history with 295 wins and is fifth among active goalies.
- ▼ Ranks 22nd in NHL history in games played with 602 and seventh among active goalies
- ▼ Is the all-time leader among American-born goaltenders in wins (295), games played (602) and third in shutouts (23).
- ▼ Holds the club record in career wins (171), games played (334), minutes played (19,161) and ranks second in shutouts (10).
- ▼ Holds the club record for most wins in a season (43 in 1992-93), most home wins in a season (24 in 1992-93) and road wins in a season (19 in 1992-93).
- ▼ Holds the club record for longest win streak , 14, in 1992-93.
- ▼ One of only six active goaltenders to have won at least two Stanley Cups
- ▼ Holds club playoff records for goaltenders for games played (82), wins (48) and shutouts (5).
- ▼ In the Stanley Cup Finals, has a 2.47 goals against average and a record of 7-2.
- ▼ Holds the NHL playoff record for the longest win streak in playoff history, winning 14 games from the last 11 games of the 1992 Playoffs and the first three in the 1993 Playoffs.
- ▼ Is tied for the NHL Playoff record for wins in one playoff year, 16, in the 1992 Playoffs.
- ▼ One of only four goalies in NHL history to win the Vezina Trophy and Calder Trophy in the same season (1983-84).
- ▼ Has been named to the First All-Star team once (1983-84) and the Second All-Star team twice (1984-85 and 1992-93).
- ▼ Named to the 1983-84 All-Rookie Team.
- ▼ Shared the William Jennings Trophy with Bob Sauve in 1983-84 with Buffalo.
- ▼ Named as one of the 10 Outstanding Young Americans by the United States Jaycees in January, 1994.

CAREER



Led the Penguins in wins with 29 and was tied for ninth in the NHL in 1995-96, his 10th season with 20-or-more wins...Had a season-high 10-game unbeaten streak (8-0-2) from Oct. 14 to Nov. 17...Recorded two shutouts (Jan. 17 at Buffalo and Feb. 16 at Winnipeg), raising his career total to 23...Missed the first 43 games of the season in 1994-95 after undergoing surgery to repair tendon and cartilage damage in his right wrist on Jan. 20, 1995...Led the Penguins with 22 wins in 1993-94...Set the record for most wins by an American-born goalie with his 253rd win on Feb. 15 vs Winnipeg, breaking the record held by Frank Brimsek...Won his 250th career game on Nov. 18 vs Washington...Was named to the NHL Second All-Star team and finished second to Ed Belfour in the voting for the Vezina Trophy in 1992-93, leading the NHL with 43 wins, a single-season career-high...Finished third in the league with a 3.01 goals against average and fourth with a .901 save percentage...Had a club-record 14-game win streak from Mar. 9 to April 9...Broke Denis Herron's club record for career wins with his 89th on Nov. 20 at New Jersey...Set team records for wins (43), home wins (24) and road wins (19) in a season...Tied the club record for most games by a goaltender in a season with 63, set by Greg Millen in 1980-81...Set a club record for assists in a season

by a goaltender with eight... Won the first three games of the 1993 playoffs, extending his playoff winning streak to 14 games, an NHL record... Tied for 10th in the league with 25 wins in 1991-92... Won the last 11 games of the 1992 playoffs, recording a 2.14 goals against average... Tied an NHL record for wins in a single playoff year with 16... Recorded 27 wins in 1990-91 and was named Player of the Month for December, 1990, posting a 7-0-0 record and a 2.29 goals against average... Led all goalies in the 1991 playoffs with a 2.60 goals against average... Recorded his first career playoff shutout in the Stanley Cup clinching game on May 25, 1991 at Minnesota (8-0)... Missed 23 games in 1989-90 due to a broken right wrist suffered on Oct. 14 vs Montreal and 29 games due to a leave of absence given by the team on Feb. 9 due to his daughter's illness... Was second in the Vezina voting to Edmonton's Grant Fuhr in 1987-88, posting a 25-18-8 record and a 3.31 goals against average in 54 games for Buffalo... Was named NHL Player of the Month in January, 1988, becoming the first Sabre ever so honored... In 1986-87, recorded 17 of the Sabres 28 wins, and tied for third in the NHL with two shutouts... In 1985-86, tied for third in the league in wins with 29 and games (60)... Shared the William Jennings Trophy with Bob Sauve in 1984-85 and finished second in the Vezina Trophy voting behind Pelle Lindbergh of Philadelphia... Named to the Second All-Star team... Led the NHL with a 2.66 goals against average and five shutouts... Voted to start the 1985 All Star Game in Calgary allowing two goals in 30 minutes... Won the Vezina Trophy in 1983-84 and the Calder Trophy as rookie of the year, becoming one of only four goalies to win both awards in the same season... Named a First-team All-Star and to the All-Rookie team, ranking second in the league with a 2.84 goals against average... Drafted by the Sabres in the first round of the 1983 Entry Draft, fifth overall, the second-highest a goalie has been drafted (Roberto Luongo - NY Islanders, fourth overall in 1997 Entry Draft)... Played for Team USA in the 1984 and 1987 Canada Cup Tournaments and the 1983 World Junior Tournament... Tom and wife Megan, have three daughters, Ashley (10) Kelsey (8) and Mallory (5)... Enjoys administering the Ashley Barrasso Cancer Research Fund.





Joe Dziedzic 27

Left Wing

HT/WT: 6'3" 227 lbs.

Shoots: Left

Age: 25

Born: Minneapolis,
Minnesota, December
18, 1971

Acquired: Pittsburgh's
third round choice, 61st
overall, in 1990 Entry
Draft

MILESTONES ACHIEVED:

100th game (2/4/97 vs Vancouver)

MILESTONES WITHIN REACH (Current Total):

200th game (128)

FIRST NHL GAME:

Oct. 7, 1995 - in an 8-3 Penguins win vs Toronto

FIRST NHL POINT:

Oct. 14, 1995 - an assist in a 5-2 Penguins win vs
Anaheim

FIRST NHL GOAL:

Nov. 18, 1995 - in a 3-0 Penguins win vs
Washington vs Jim Carey.

MOST GOALS, GAME:

1 - 14 times - last - Apr. 5, 1997 - in a 5-2 Penguins
win vs Ottawa.

MOST ASSISTS, GAME:

1 - 14 times - last - Apr. 11 - in a 4-2 Penguins loss
at Florida.

MOST POINTS, GAME:

2 - Jan. 23, 1997 - in a 4-3 Penguins OT loss vs
Colorado (1g,1a).

MOST PENALTY MINUTES, GAME:

17 - Jan. 10, 1997 - in a 5-2 Penguins win vs the
Islanders.

1996-1997



Set career-highs in goals (9), assists (9) and points (18) in 59 games...Had a career-high four-game point streak from Jan. 4-11, recording four points (1+3)...Recorded a career-high two points (1+1) Jan. 23 vs Colorado...Recorded seven of his nine goals and 10 of his 18 points at home...Scored the game-winning goal Mar. 18 vs Buffalo...Scored eight of his nine goals in the second half of the season...Missed seven games due to injury (back spasms - 3, slightly separated shoulder - 2, groin - 2)...PLAYOFFS: Played in all five playoff games vs Philadelphia, recording one assist in Game Four Apr. 23.

CAREER SCORING VS NHL

TEAM	GP	G	A	PTS	PIM	TEAM	GP	G	A	PTS	PIM
Anaheim	3	1	1	2	0	New Jersey	7	0	0	0	7
Boston	8	1	0	1	15	NY Islanders	8	1	1	2	21
Buffalo	10	2	0	2	19	NY Rangers	6	1	1	2	4
Calgary	4	0	0	0	2	Ottawa	8	2	1	3	8
Chicago	4	0	1	1	0	Philadelphia	6	0	1	1	10
Colorado	3	1	1	2	4	Phoenix	4	2	0	2	2
Dallas	2	0	0	0	0	San Jose	3	0	1	1	0
Detroit	3	0	0	0	0	St. Louis	4	0	1	1	2
Edmonton	3	1	1	2	2	Tampa Bay	4	0	1	1	2
Florida	6	0	1	1	4	Toronto	3	0	0	0	4
Hartford	8	0	0	0	14	Vancouver	4	1	1	2	0
Los Angeles	2	0	0	0	0	Washington	7	1	0	1	4
Montreal	8	0	1	1	7	TOTALS	128	14	14	28	131

CAREER



Tied for second among Penguins rookies with 10 points (5+5) in 1995-96...Tied for second among NHL rookies with three game-winning goals...Played in his first NHL game Oct. 7 vs Toronto...Scored his first goal Nov. 18 vs Washington (Jim Carey)...Seven of his 10

points came in the second half of the season...Missed four games

due to a neck injury suffered Nov. 4 vs Philadelphia...Recorded three points (1+2) in 16 games in the 1996 Playoffs...Missed the first two games of the playoffs due to a shoulder injury suffered Apr. 14 at Boston...Scored his first playoff goal in Game Six at Florida May 30...Played in his first professional season in 1994-95 with Cleveland (IHL), recording 30 points (15+15) in 68 games...Scored one goal in four playoff games for the Lumberjacks...Played in only 18 games in his senior season at Minnesota (WCHA) in 1993-94 due to injuries...Suffered a hairline fracture in his left forearm and missed 12 games...Played in 12 games before suffering a fractured left forearm Feb. 12, and missed the rest of the season...Recorded 17 points (7+10) in 18 games...Recorded college career-highs in goals (11), assists (14) and points (25) in 41 games for Minnesota in 1992-93...Recorded 17 points (8+9) in 34 games for Minnesota in 1991-92 as the Golden Gophers finished the season in first place in the WCHA with a 26-6-0 record...Notched 10 points (6+4) in 20 games in his freshman season at Minnesota in 1990-91...Drafted by the Penguins in the third round (61st overall) in 1990 Entry Draft.



AMATEUR & PROFESSIONAL RECORD

YEAR	CLUB	LEAGUE	REGULAR SEASON											PLAYOFFS					
			GP	G	A	PTS	PIM	+	PP	SH	GW	S	GP	G	A	PTS	PIM		
1988-89	Edison HS	USHS	22	46	27	73	34	--	--	--	--	--	--	--	--	--	--	--	--
1989-90	Edison HS	USHS	17	29	19	48	--	--	--	--	--	--	--	--	--	--	--	--	--
1990-91	U. Minnesota (a)	WCHA	20	6	4	10	26	--	--	--	--	--	--	--	--	--	--	--	--
1991-92	U. Minnesota	WCHA	34	8	9	17	68	--	--	--	--	--	--	--	--	--	--	--	--
1992-93	U. Minnesota	WCHA	41	11	14	25	62	--	--	--	--	--	--	--	--	--	--	--	--
1993-94	U. Minnesota	WCHA	18	7	10	17	48	--	--	--	--	--	--	--	--	--	--	--	--
1994-95	Cleveland	IHL	68	15	15	30	74	--	--	--	--	--	--	--	--	--	--	--	--
1995-96	PITTSBURGH	NHL	69	5	5	10	68	-5	0	0	3	44	16	1	2	3	19		
1996-97	PITTSBURGH	NHL	59	9	9	18	63	-4	0	0	1	80	5	0	1	1	4		
NHL AND PITTSBURGH TOTALS			128	14	14	28	131	-9	0	0	4	124	21	1	3	4			



Ron Francis

10

Center

HT/WT: 6'3" 200 lbs.

Shoots: Left

Age: 34

Born: Sault Ste. Marie, Ontario, March 1, 1963

Acquired: Traded by Hartford to Pittsburgh with Ulf Samuelsson and Grant Jennings for John Cullen, Zarley Zalapski and Jeff Parker March 4, 1991.

34

CAREER HIGHLIGHTS

MILESTONES ACHIEVED:

400th goal (3/29/97 vs Los Angeles)
900th assist (11/30/96 vs Boston)
1,300th point (12/28/96 vs Buffalo)
1,000th game (4/16/95 at Philadelphia)
300th goal (1/30/93 vs Philadelphia)
800th assist (11/1/95 vs Tampa Bay)
1,200th point (12/26/95 vs Buffalo)
1,000th point (10/28/94 vs. Quebec)

MILESTONES WITHIN REACH (Current Total):

1,200th game (1,166)
1,000th assist (944)
1,400th point (1,347)

CAREER HAT TRICKS:

10

FIRST NHL GAME:

Nov. 14, 1981 - in an 8-4 Hartford loss vs Washington.

FIRST NHL POINT:

Nov. 18, 1981 - an assist in an 8-5 Hartford win vs Toronto

FIRST NHL GOAL:

Nov. 18, 1981 - in an 8-5 Hartford win vs Toronto vs Vincent Tremblay

MOST GOALS, GAME:

4 - Feb. 12, 1984 - in an 11-0 Hartford win vs Edmonton.

MOST ASSISTS, GAME:

6 - Mar. 5, 1987 - in a 10-2 Hartford win vs Boston.

MOST POINTS, GAME:

6 - Mar. 5, 1987 - in a 10-2 Hartford win vs Boston (6a); Oct. 8, 1989 - in a 9-6 Hartford win at Quebec (3g,3a).

MOST PENALTY MINUTES, GAME:

16 - Nov. 7, 1992 - in a 4-2 Pittsburgh loss at Toronto.

1996-1997



Finished tied for eighth in NHL scoring with 90 points and tied for third in assists with 63...Ranked third on the team in points, second in assists and fourth in goals with 27, his 15th season of 20-or-more goals...Scored his 400th career goal Mar. 29 vs Los Angeles vs J.C. Bergeron...Became only the 17th player in NHL history to record 1,300 points Dec. 28 vs Buffalo...Became just the ninth player in NHL history to record 900 assists Nov. 30 vs Boston...Is eighth among active players in points with 1,347, and 15th on the All-Time list...Is fifth among active players in assists and seventh all-time with 944 assists...Ranked second on the team with 34 power play points (10+24)...Ranked third on the team in points at home (16+31=47) and points on the road (11+32=43)...Recorded 25 multi-point games to rank third on the team behind Lemieux (35) and Jagr (26)...Had a season-high five points (1+4), Mar 26 at Montreal...Had a season-high six-game point streak from Dec. 17 to 28, recording nine points (3+6)...Also had a five-game point streak and six four-game point streaks...Recorded a point in 53 of his 81 games...Was on the ice for 50 of the teams 74 power play goals (67.6%)...Missed one game with a groin injury. PLAYOFFS: Played in all five playoff games, recording three points (1+2)...Recorded two points (1+1) in Game Five at Philadelphia...Ranks fourth on the Penguins career playoff scoring list with 94 points (31+63)...Ranks second among Penguins career playoff leaders in games (91), assists (63), and is tied for first in game-winning goals (9).

CAREER SCORING VS NHL

TEAM	GP	G	A	PTS	PIM	TEAM	GP	G	A	PTS	PIM
Anaheim	6	2	7	9	2	New Jersey	54	20	39	59	48
Boston	98	26	83	109	52	NY Islanders	53	16	25	41	28
Buffalo	97	28	62	90	60	NY Rangers	57	16	53	69	34
Calgary	37	13	38	51	20	Ottawa	25	11	25	36	30
Chicago	38	12	34	46	34	Philadelphia	57	20	50	70	45
Colorado	93	35	68	103	97	Phoenix	36	11	28	39	28
Dallas	36	12	40	52	22	Pittsburgh	28	14	28	42	19
Detroit	38	18	26	44	25	San Jose	11	6	12	18	2
Edmonton	36	16	29	45	23	St. Louis	34	13	30	43	22
Florida	16	1	8	9	8	Tampa Bay	16	8	14	22	2
Hartford	27	4	33	37	6	Toronto	39	27	41	68	54
Los Angeles	41	15	28	43	12	Vancouver	36	12	36	48	21
Montreal	100	36	71	107	79	Washington	57	11	36	47	40
TOTALS						1166	403	944	1347	813	

CAREER NOTES

- ▼ Ranks 15th in NHL history with 1,347 points and is seventh in assists with 944.
- ▼ Ranks eighth among active players in points and fifth in assists.
- ▼ Ranks second in Penguins history with 387 assists and is sixth in points with 526 (Kevin Stevens is fifth with 527).
- ▼ Ranks fourth in Penguins Playoff history in points (94), fourth in goals (31), second in assists (63), second in games played (91) and tied for first in game-winning goals (9).
- ▼ Led the Whalers in scoring five times and assists seven times.
- ▼ Was named Whalers' MVP four times.
- ▼ Is the Whalers all-time leader in goals (264), assists (557), points (821), games played (714), hat tricks (9), game-winning goals (40) and power play goals (83).
- ▼ Scored a single-game high four goals Feb. 12, 1984 vs Edmonton.
- ▼ Scored on his only penalty shot attempt Jan. 17, 1986 vs Quebec's Richard Sevigny.

AMATEUR & PROFESSIONAL RECORD

YEAR	CLUB	LEAGUE	REGULAR SEASON													PLAYOFFS				
			GP	G	A	PTS	PIM	+	PP	SH	GW	S	GP	G	A	PTS	PIM			
1980-81	S.S. Marie (a)	OHA	64	26	43	69	33	--	--	--	--	--	--	19	7	8	15	34		
1981-82	S.S. Marie	OHA	25	18	30	48	46	--	--	--	--	--	--	--	--	--	--	--		
	Hartford	NHL	59	25	43	68	51	-10	12	0	1	163	--	--	--	--	--			
1982-83	Hartford	NHL	79	31	59	90	60	-25	4	2	4	212	--	--	--	--	--			
1983-84	Hartford	NHL	72	23	60	83	45	-10	5	0	5	202	--	--	--	--	--			
1984-85	Hartford	NHL	80	24	57	81	66	-23	4	0	1	195	--	--	--	--	--			
1985-86	Hartford	NHL	53	24	53	77	24	8	7	1	4	120	10	1	2	3	4			
1986-87	Hartford	NHL	75	30	63	93	45	10	7	0	7	189	6	2	2	4	6			
1987-88	Hartford	NHL	80	25	50	75	87	-8	11	1	3	172	6	2	5	7	2			
1988-89	Hartford	NHL	69	29	48	77	36	4	8	0	4	156	4	0	2	2	0			
1989-90	Hartford	NHL	80	32	69	101	73	13	15	1	5	170	7	3	3	6	8			
1990-91	Hartford (b)	NHL	67	21	55	76	51	-2	10	1	6	149	--	--	--	--	--			
	PITTSBURGH	NHL	14	2	9	11	21	0	0	0	1	25	24	7	10	17	24			
1991-92	PITTSBURGH	NHL	70	21	33	54	30	-7	5	1	2	121	21	8	*19	27	6			
1992-93	PITTSBURGH	NHL	84	24	76	100	68	6	9	2	4	215	12	6	11	17	19			
1993-94	PITTSBURGH	NHL	82	27	66	93	62	-3	8	0	2	216	6	0	2	2	6			
1994-95	PITTSBURGH (cd)	NHL	44	11	*48	59	18	*30	3	0	1	94	12	6	13	19	4			
1995-96	PITTSBURGH	NHL	77	27	*92	119	56	25	12	1	4	158	11	3	6	9	4			
1996-97	PITTSBURGH	NHL	81	27	63	90	20	7	10	1	2	183	5	1	2	3	2			
NHL TOTALS			1166	403	944	1347	813	15	130	11	56	2740	124	39	77	116	85			
PITTSBURGH TOTALS			452	139	387	526	390	50	47	5	16	1012	91	31	63	94	65			

* - League-leading figure, a - June, 1981 - Drafted by Hartford in 1981 Entry Draft. First Whalers pick, fourth overall, first round.
 b - March 4, 1991 - Traded to Pittsburgh by Hartford with Ulf Samuelsson and Grant Jennings for John Cullen, Zarley Zalapski and Jeff Parker.
 c - Won Frank J. Selke Trophy (1994-95), d - Won Lady Byng Memorial Trophy (1994-95)

LONGEST CAREER SCORING STREAKS


- 13 - Jan. 20 to Feb. 16, 1995 (5+18=23)
 12 - Mar. 5 to 30, 1996 (2+20=22)
 12 - Dec. 31, 1988 to Jan. 27, 1989 (8+14=22)
 12 - Mar. 10 to Apr. 4, 1987 (11+7=18)
 11 - Oct. 11 to 31, 1984 (6+8=14)
 11 - Dec. 2 to 28, 1993 (4+10=14)

CAREER



Ranked fourth in the league in 1995-96 with a career-high 119 points, his third season with 100-or-more points...Tied for the league lead in assists with 92 with Mario Lemieux, also a career-high...Was one of three finalists for the Selke Trophy as the NHL's best defensive forward...Ranked second in the NHL with 54 points (12+42) on the power play...Ranked fourth on the Penguins with a plus-25 rating...Had a point in 58 of his 77 games, including 34 multi-point games...Had a season-high 12-game point streak from Mar. 5-30, recording 22 points (2+20)...Recorded his 800th career assist Nov. 1 vs Tampa Bay...Notched his 1,200th career point Dec. 26 vs Buffalo...Played in 11 games in the 1996 Playoffs, recording nine points (3+6)...Missed all seven games in the third round vs Florida with a broken foot suffered in Game Five vs the Rangers May 11...In 1994-95, won his first two NHL Awards, the Frank Selke Trophy as the NHL's best defensive player and the Lady Byng Trophy as the player who best combines sportsmanship with a high standard of playing ability...Was the first player in club history to win the Selke, and the second player in club history to win the Lady Byng (Rick Kehoe in 1981)...Was only the second player in club history to win two NHL Awards in the same season (Mario Lemieux)...Led the NHL with 48 assists and finished fifth in points with 59...Also led the league with a plus-30 rating...Had a career-high 13-game scoring streak from Jan. 20 to Feb. 16, recording 23 points (5+18)...Played in his 1,000th career game Apr. 16 at Philadelphia...Led the team in the 1995 Playoffs with 19 points and was tied for the team lead in assists with 13...Finished second on the team with 93 points and 66 assists in 1993-94...Tied for 15th in the league in points and ranked ninth in the league in assists...Recorded his 1,000th career point Oct. 28 vs Quebec...Recorded 100 points (24+76) for the second time in his career in 1992-93...Finished ninth in the league with 76 assists, a career-high...Had the largest increase in points (46) from 1991-92 to 1992-93 of all players who played in 70 or-more games in each season...Ranked second on the team with 17 points (6+11) in the 1993

Playoffs...Missed the first nine games of the 1991-92 season before signing as a free agent...Finished seventh on the team with 54 points...Recorded 27 points (8+19) in the 1992 Playoffs, third in the league...Led the league in playoff assists...Recorded his first playoff hat trick May 9 vs the Rangers, scoring the third goal at 2:47 of overtime...Scored the Stanley Cup clinching goal in Game Four at Chicago June 1...Was acquired by the Penguins from Hartford Mar. 4...Led the Whalers in scoring at the time of the trade with 76 points (21+55)...Finished the 1990-91 season with 87 points, 20th in the league...Tied for the team lead in game-winning goals with four in the 1991 Playoffs...Scored a career-high 32 goals in 1989-90 and tied for 12th in NHL scoring with 101 points...Recorded two assists in the 1990 NHL All-Star Game in Pittsburgh...Ranked second on Hartford in scoring in 1988-89 with 77 points, despite missing 11 games with a broken finger...Led the Whalers with 75 points and 50 assists in 1987-88 and was the team's nominee for the Masterton Trophy...In 1986-87, led the Whalers with 93 points (30+63)...Finished second on the Whalers with 77 points in 1985-86, despite missing 27 games with a fractured ankle...In 1984-85, recorded 81 points (24+57) to lead the Whalers in scoring...Played in the 1985 NHL All-Star Game in Calgary, scoring one goal...Led the Whalers with 60 assists in 1983-84, and ranked second with 83 points...Recorded 90 points in 1982-83 to lead the Whalers...Began the 1981-82 season with Sault Ste Marie (OHL), before being recalled by Hartford Nov. 14...Played in 59 games as a rookie, recording 68 points (25+43)...Ron and wife Mary Lou have a daughter Kaitlyn (6) and sons Michael (4) and Connor (born Nov. 15, 1996).





Kevin Hatcher

4

Defense

HT/WT: 6'3" 232 lbs.

Shoots: Right

Age: 31

Born: Detroit, Michigan, September 9, 1966

Acquired: Traded by Dallas to Pittsburgh for Sergei Zubov June 22, 1996.

MILESTONES ACHIEVED:
 800th game (4/3/96 at Winnipeg)
 500th point (10/19/96 vs Washington)
 400th point (11/26/93 vs Pittsburgh)
 100th goal (10/7/92 vs Toronto)
 300th assist (11/4/95 at Detroit)

MILESTONES WITHIN REACH: (Current Total):

900th game (886)
 200th goal (189)
 400th assist (361)
 600th point (550)

FIRST NHL GAME:

Apr. 6, 1985 - in a 7-4 Washington win at Pittsburgh

FIRST NHL POINT:

Apr. 7, 1985 - a goal in a 7-3 Washington win vs Pittsburgh.

FIRST NHL GOAL:

Apr. 7, 1985 - in a 7-3 Washington win vs Pittsburgh vs Brian Ford.

MOST GOALS, GAME:

3 - Jan. 13 1993 - in a 5-4 Washington loss at the Rangers;
 Jan. 24, 1996 - in a 5-3 Dallas win at Edmonton.

MOST ASSISTS, GAME:

3 - 10 times - last - Jan. 22, 1996 - in a 6-4 Dallas win at Vancouver.

MOST POINTS, GAME:

4 - six times - last - Jan. 24 - in a 5-3 Dallas win at Edmonton (3g,1a)

MOST PENALTY MINUTES, GAME:

22 - Jan. 30, 1987 - in a 3-3 Washington tie vs the Islanders.

1996-1997



Led Penguins defensemen with 54 points (15+39) in 80 games...Finished sixth on the team in points and fourth in assists...Ranked fifth among NHL defensemen in points, tied for fourth in goals and tied for sixth in assists...Was his 10th consecutive season with at least 10 goals...Ranked fifth on the team with nine power play goals, and recorded 25 points on the power play...Recorded 11 multi-point games, including four straight from Dec. 7-13...Had an eight-game assist and point streak, tying his career-high, from Nov. 30-Dec. 13, recording 13 points (1+12)...It was the longest assist streak by a defensemen in the league...Also had two four-game point streaks...Recorded his 500th career point Oct. 19 vs Washington...Was a plus or even player in 54 of 80 games, finishing the season at plus-11...Represented the Penguins in the NHL All-Star Game in San Jose Jan. 18, his fifth all-star appearance...Recorded three assists for Team USA in the 1996 World Cup of Hockey...PLAYOFFS: Played in all five games vs Philadelphia, recording two points (1+1)...Both of his points came on the power play...Recorded an assist in Game Three April 21, his first playoff point as a Penguin...Scored a goal in Game Five April 26.

CAREER SCORING VS NHL

TEAM	GP	G	A	PTS	PIM	TEAM	GP	G	A	PTS	PIM
Anaheim	10	1	8	9	8	New Jersey	63	10	26	36	96
Boston	29	6	17	23	46	NY Islanders	66	16	25	41	134
Buffalo	35	6	10	16	51	NY Rangers	66	15	27	42	67
Calgary	32	7	11	18	24	Ottawa	16	5	10	15	26
Chicago	35	9	14	23	66	Philadelphia	66	15	23	38	116
Colorado	33	5	13	18	68	Phoenix	34	6	15	21	35
Dallas	26	5	7	12	19	Pittsburgh	61	9	26	35	136
Detroit	36	3	7	10	44	San Jose	16	3	12	15	26
Edmonton	33	8	10	18	21	St. Louis	35	12	14	26	43
Florida	10	0	5	5	16	Tampa Bay	11	1	6	7	8
Hartford	35	13	12	25	38	Toronto	35	7	19	26	36
Los Angeles	32	15	19	34	18	Vancouver	31	3	10	13	50
Montreal	34	9	11	20	28	Washington	6	0	4	4	6
TOTALS						TOTALS	886	189	361	550	1226

CAREER NOTES

- ▼ Ranks fourth among U.S.-born defensemen in career goals with 189, trailing only Phil Housley (285), Reed Larson (222) and Mark Howe (197).
- ▼ Ranks sixth among U.S.-born defensemen in points with 550, trailing Housley (990), Howe (742), Chris Chelios (720), Gary Suter (702) and Brian Leetch (650).
- ▼ In Washington Capitals all-time history, ranks eighth in points (426), 10th in goals (149), seventh in assists (277), and sixth in games (685), and is the club's all-time leader in goals by a defenseman.

AMATEUR & PROFESSIONAL RECORD

YEAR	CLUB	LEAGUE	REGULAR SEASON											PLAYOFFS				
			GP	G	A	PTS	PIM	±	PP	SH	GW	S	GP	G	A	PTS	PIM	
1983-84	North Bay (a)	OHL	67	10	39	49	61	--	--	--	--	--	4	2	2	4	11	
1984-85	Washington	NHL	2	1	0	1	0	1	0	1	0	3	1	0	0	0	0	
	North Bay	OHL	58	26	37	63	75	--	--	--	--	--	8	3	8	11	9	
1985-86	Washington	NHL	79	9	10	19	119	6	1	0	1	132	9	1	1	2	19	
1986-87	Washington	NHL	78	8	16	24	144	-29	1	0	2	100	7	1	0	1	20	
1987-88	Washington	NHL	71	14	27	41	137	1	5	0	3	181	14	5	7	12	55	
1988-89	Washington	NHL	62	13	27	40	101	19	3	0	2	148	6	1	4	5	20	
1989-90	Washington	NHL	80	13	41	54	102	4	4	0	2	240	11	0	8	8	32	
1990-91	Washington	NHL	79	24	50	74	69	-10	9	2	3	267	11	3	3	6	8	
1991-92	Washington	NHL	79	17	37	54	105	18	8	1	2	246	7	2	4	6	19	
1992-93	Washington	NHL	83	34	45	79	114	-7	13	1	6	329	6	0	1	1	14	
1993-94	Washington	NHL	72	16	24	40	108	-13	6	0	3	217	11	3	4	7	37	
1994-95	Dallas (b)	NHL	47	10	19	29	66	-4	3	0	2	138	5	2	1	3	2	
1995-96	Dallas (c)	NHL	74	15	26	41	58	-24	7	0	3	237	--	--	--	--	--	
1996-97	PITTSBURGH	NHL	80	15	39	54	103	11	9	0	1	199	5	1	1	2	4	
	NHL TOTALS		886	189	361	550	1228	-27	69	5	30	2437	93	19	34	53	230	
	PGH TOTALS		80	15	39	54	103	11	9	0	1	199	5	1	1	2	4	

- a- Selected by Washington in 1984 Entry Draft, First Capitals choice, 17th overall.
 b- Traded to Dallas by Washington for Mark Tinordi and Rick Mrozik, Jan. 18, 1995.
 c- Traded to Pittsburgh by Dallas for Sergei Zubov, June 22, 1996.

GOALS - CAREER

1. Paul Coffey	381
2. Ray Bourque	362
3. Denis Potvin	310
4. Phil Housley	285
5. Bobby Orr	270
6. Larry Murphy	254
7. Al MacInnis	251
8. Doug Mohns	248
9. Reed Larson	222
10. Brad Park	213
11. Mark Howe	197
12. KEVIN HATCHER	189

GOALS - ACTIVE

1. Paul Coffey	381
2. Ray Bourque	362
3. Phil Housley	285
4. Larry Murphy	254
5. Al MacInnis	251
6. KEVIN HATCHER	189
7. Steve Duchesne	188

POINTS - ACTIVE

1. Paul Coffey	1,444
2. Ray Bourque	1,363
3. Larry Murphy	990
4. Phil Housley	990
5. Al MacInnis	954
6. Scott Stevens	746
7. Chris Chelios	720
8. Dave Babych	706
9. Gary Suter	702
10. Brian Leetch	650
11. Steve Duchesne	582
12. James Patrick	560
13. Jeff Brown	556
14. KEVIN HATCHER	550
15. Dave Ellet	529

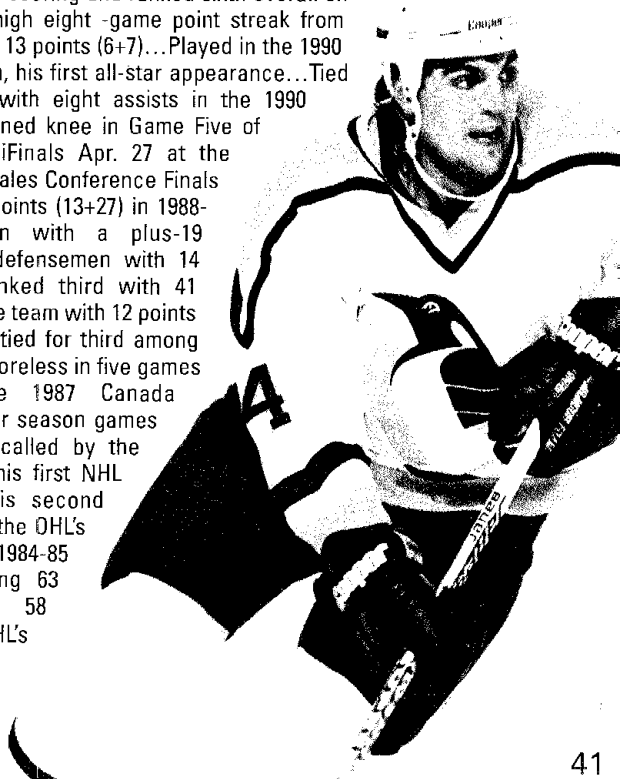
GOALS IN A SINGLE SEASON BY A DEFENSEMAN

48 Paul Coffey	(1985-86)	37 Bobby Orr	(1971-72)
46 Bobby Orr	(1974-75)	37 Paul Coffey	(1984-85)
40 Paul Coffey	(1983-84)	34 KEVIN HATCHER	(1992-93)
39 Doug Wilson	(1981-82)	33 Bobby Orr	(1969-70)
37 Bobby Orr	(1970-71)	32 Bobby Orr	(1973-74)

CAREER



Led all Dallas defensemen in goals (15), assists (26) and points (41) in 1995-96...Tied for eighth among NHL defensemen in goals, and tied for second in game-winning goals (3)...Ranked second on the team with 22 power play points (7+15)...Tied a career-high for goals and points in a game, recording three goals and four points Jan. 24 at Edmonton...Played in the 1996 NHL All-Star Game in Boston...Was acquired by Dallas from Washington for Mark Tinordi and Rick Mrozik Jan. 18, 1995...Led all Dallas defensemen in scoring, and ranked second on the team with 29 points (10+19) in 47 games in 1994-95...Recorded 40 points (16+24) in 72 games with Washington in 1993-94 and tied for the team lead among defensemen in goals...Led the Capitals with 217 shots on goal...Scored a career-high 34 goals in 1992-93, becoming only the seventh defenseman in NHL history to score 30-or-more goals...Only Bobby Orr, Paul Coffey and Doug Wilson have scored more among defensemen...Had a career-high 79 points, seventh among NHL defensemen...Led all NHL defensemen with 13 power play goals...Ranked sixth in the league with 329 shots...Scored the first hat trick by a defenseman in Capitals' history Jan. 13 at the Rangers...Tied his career-high with an eight-game point streak from Feb. 11-28, recording 14 points (4+10)...Tied for the team lead among defensemen with 17 goals and led Washington defensemen with a plus-18 rating in 1991-92...Scored his 99th goal Mar. 22 vs Edmonton, setting a club record for career goals by a defenseman...Led Washington in scoring with 74 points (24+50) in 1990-91...Led the team with 267 shots on goal...Set club records for goals and shots in a season by a defenseman...Recorded four assists in five games for Team USA in the 1991 Canada Cup...Recorded 54 points (13+41) in 1989-90 to lead Washington defensemen in scoring and ranked sixth overall on the team...Had a career-high eight -game point streak from Jan. 16 to Feb. 2, recording 13 points (6+7)...Played in the 1990 All-Star Game in Pittsburgh, his first all-star appearance...Tied for second on the team with eight assists in the 1990 Playoffs...Suffered a sprained knee in Game Five of the Patrick Division SemiFinals Apr. 27 at the Rangers and missed the Wales Conference Finals vs Boston...Recorded 40 points (13+27) in 1988-89 and led Washington with a plus-19 rating...Led Washington defensemen with 14 goals in 1987-88 and ranked third with 41 points...Ranked third on the team with 12 points (5+7) in 14 playoff games, tied for third among NHL defensemen...Was scoreless in five games for Team USA in the 1987 Canada Cup...Played in two regular season games in 1984-85 after being recalled by the Capitals April 6...Scored his first NHL goal, short-handed, in his second game vs Pittsburgh...Was the OHL's top scoring defenseman in 1984-85 with North Bay, recording 63 points (26+37) in 58 games...Selected to the OHL's Second All-Star team...Kevin and wife Mary-Anne have a son Cole (4).





Alex Hicks

33

Left Wing

HT/WT: 6'0" 195 lbs.

Shoots: Left

Age: 28

Born: Calgary, Alberta, September 4, 1969

Acquired: Traded by the Mighty Ducks of Anaheim to Pittsburgh with Fredrik Olausson for Shawn Antoski and Dmitri Mironov on Nov. 19 1996

MILESTONES ACHIEVED:

100th Game (1/7/97 at NY Islanders)

MILESTONES WITHIN REACH (Current Total):

200th game (137); 100th point (49)

FIRST NHL GAME:

Nov. 15, 1995 - in a 7-3 Anaheim win vs Colorado

FIRST NHL POINT:

Nov. 15, 1995 - a goal in a 7-3 Anaheim win vs Colorado

FIRST NHL GOAL:

Nov. 15, 1995 - in a 7-3 Anaheim win vs Colorado vs Jocelyn Thibault

MOST GOALS, GAME:

2 - Nov. 15, 1995 - in a 7-3 Anaheim win vs Colorado; Jan. 5, 1996 in a 3-1 Anaheim win at Calgary; Feb. 21, 1996 in a 4-3 OT Anaheim win vs Boston.

MOST ASSISTS, GAME:

2 - Nov. 8, 1996 - in a 7-4 Anaheim win vs Los Angeles; Mar. 20, 1997 - in a 6-3 Penguins win vs Toronto

MOST POINTS, GAME:

3 - Nov. 15, 1995 - in a 7-3 Anaheim win vs Colorado (1g, 2 a)

MOST PENALTY MINUTES, GAME:

12 - Dec. 4, 1996 - in a 4-2 Penguins win at Ottawa.

1996-1997



Set career-highs in games (73), assists (21), points (28), and penalty minutes (90) with the Penguins and Mighty Ducks...Played in 18 games with Anaheim, recording eight points (2+6), before being traded to Pittsburgh on Nov. 19...In 55 games with the Penguins, recorded 20 points (5+15)...Scored his first goal with the Penguins, the game-winning goal, on Dec. 7 vs Anaheim...Played in his 100th career game Jan. 7 at the NY Islanders...Tied his career-high with a three -game point streak from Mar. 10-14, recording three points (1+2)...Earned 14 of his 20 points for the Penguins at home (3+11) ...Set a single-game high with 12 penalty minutes Dec. 4 at Ottawa...Missed seven games due to injury (hip pointer-4, groin-2, bruised leg)... **PLAYOFFS:** Played in his first career NHL Playoffs, recording one assist in five games...Recorded his first career playoff point (an assist) in Game Four vs Philadelphia Apr. 23.

CAREER SCORING VS NHL

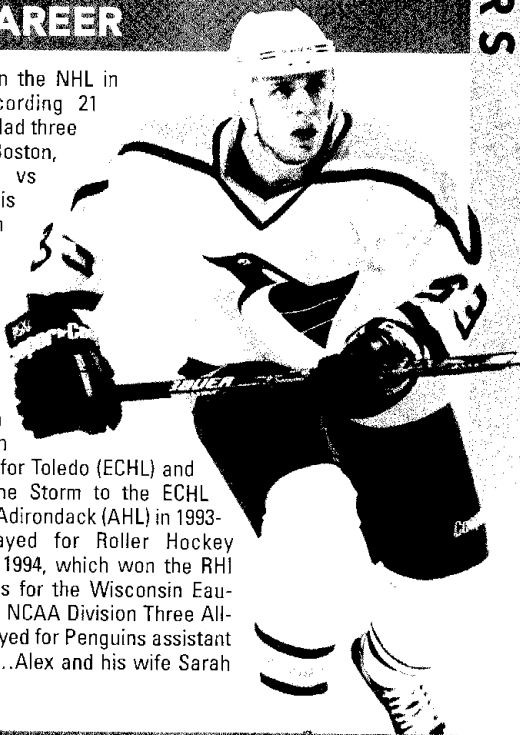
TEAM	GP	G	A	PTS	PIM	TEAM	GP	G	A	PTS	PIM
Anaheim	2	2	0	2	0	New Jersey	5	0	2	2	0
Boston	6	2	1	3	5	NY Islanders	5	0	0	0	18
Buffalo	5	0	1	1	0	NY Rangers	3	0	1	1	0
Calgary	6	2	0	2	6	Ottawa	4	1	1	2	12
Chicago	6	2	0	2	0	Philadelphia	6	0	1	1	2
Colorado	9	2	4	6	13	Phoenix	5	1	2	3	4
Dallas	7	1	0	1	8	Pittsburgh	1	0	1	1	0
Detroit	5	0	0	0	2	San Jose	8	1	1	2	5
Edmonton	5	0	0	0	0	St. Louis	3	0	1	1	0
Florida	5	0	1	1	4	Tampa Bay	4	1	1	2	5
Hartford	6	0	2	2	2	Toronto	6	1	4	5	7
Los Angeles	8	0	2	2	15	Vancouver	5	1	2	3	6
Montreal	8	0	3	3	11	Washington	4	0	1	1	2
TOTALS	137	17	32	49	127						

CAREER



Completed his first season in the NHL in 1995-96 with Anaheim, recording 21 points (10+11) in 64 games...Had three multi-goal games (Feb. 21 vs Boston,

Jan. 5 at Calgary and Nov. 15 vs Colorado)...Scored his first NHL goal on his first shot Nov. 15 vs Colorado vs Jocelyn Thibault...Was the winner of the NHL Alka Seltzer Plus award for the season among Mighty Ducks players with a +11 rating...Was recalled from Baltimore (AHL) Nov. 8, after recording 11 points (2+9) in 13 games...Was leading Baltimore in scoring when he was recalled...Played for Las Vegas (IHL) in 1994-95, finishing fifth on the team in scoring with 66 points (24+42) in 78 games...Played two seasons (1992-94) for Toledo (ECHL) and was team captain in 1993-94, leading the Storm to the ECHL Championship...Played in eight games for Adirondack (AHL) in 1993-94 after the ECHL playoffs...Also played for Roller Hockey International's (RHI) Buffalo Stampede in 1994, which won the RHI title...Walked on and played four seasons for the Wisconsin Eau-Claire BluGolds from 1988-92, and was an NCAA Division Three All-American in each of his four seasons...Played for Penguins assistant coach Troy Ward at Eau Claire in 1987-88...Alex and his wife Sarah have a daughter Madison (2).



AMATEUR & PROFESSIONAL RECORD

YEAR	CLUB	LEAGUE	REGULAR SEASON										PLAYOFFS				
			GP	G	A	PTS	PIM	+	-	PP	SH	GW	S	GP	G	A	PTS
1992-93	Toledo	ECHL	52	26	34	60	100	--	--	--	--	--	16	5	10	15	79
1993-94	Toledo	ECHL	60	31	49	80	240	--	--	--	--	14	10	10	20	56	
	Adirondack	AHL	9	1	3	4	2	--	--	--	--	5	0	2	2	2	
1994-95	Las Vegas	IHL	78	24	42	66	212	--	--	--	--	9	2	4	6	47	
1995-96	Baltimore	AHL	13	2	9	11	18	--	--	--	--	--	--	--	--	--	
	Anaheim (a)	NHL	64	10	11	21	37	11	0	0	2	83	--	--	--	--	
1996-97	Anaheim	NHL	18	2	6	8	14	1	0	0	0	21	--	--	--	--	
	PITTSBURGH (b)	NHL	55	5	15	20	76	-6	0	0	3	57	5	0	1	1	2
	NHL TOTALS		137	17	32	49	127	6	0	0	5	161	5	0	1	1	2
	PGH TOTALS		55	5	15	20	76	-6	0	0	3	57	5	0	1	1	2

a- Signed as a free agent by Anaheim, Aug. 17, 1995.

b- Traded to Pittsburgh by Anaheim with Fredrik Olausson for Shawn Antoski and Dmitri Mironov, Nov. 19, 1996.



Jaromir Jagr 68

Right Wing

HT/WT: 6'2" 228 lbs.

Shoots: Left

Age: 25

Born: Kladno, Czech Republic, February 15, 1972

Acquired: Pittsburgh's first round choice (fifth overall) in 1990 Entry Draft.

44

MILESTONES ACHIEVED:
 500th game (3/31/97 vs Florida)
 400th game (1/8/96 vs Vancouver)
 600th point (1/4/97 vs Tampa Bay)
 500th point (2/24/96 at Montreal)
 200th goal (2/7/96 at New Jersey)
 300th assist (3/5/96 vs Winnipeg)

MILESTONES WITHIN REACH (Current Total):
 300th goal (266); 400th assist (367)
 700th point (633)

CAREER HAT TRICKS:
 4

FIRST NHL GAME:
 Oct. 5, 1990 - in a 7-4 Penguins win at Washington.

FIRST NHL POINT:
 Oct. 7, 1990 - a goal in a 7-4 Penguins win vs New Jersey.

FIRST NHL GOAL:
 Oct. 7, 1990 - in a 7-4 Penguins win vs New Jersey vs Chris Terreri.

MOST GOALS, GAME:
 3 - four times - last - Nov. 30, 1996 - in a 6-2 Penguins win vs Boston.

MOST ASSISTS, GAME:
 5 - Nov. 16, 1993 - in an 11-5 Penguins win vs Philadelphia.

MOST POINTS, GAME:
 6 - Nov. 16, 1993 - in an 11-5 Penguins win vs Philadelphia (1g,5a).

MOST PENALTY MINUTES, GAME:
 17 - Mar. 28, 1995 - in a 6-3 Penguins win vs the Islanders.

1996-1997



Finished sixth in NHL scoring with 95 points, playing in 63 games...Tied for sixth in the league with 47 goals...Ranked second in shooting percentage at 20.1% (47 goals on 234 shots)...Ranked second on the team in points, goals and plus/minus (plus-22) and ranked third in assists...Recorded 51 points (24+27) at home and 44 points (23+21) on the road, ranking second on the team in both categories...Had 26 multi-point games, including 10 multi-goal games, second on the team... Notched a season-high five points (2+3) Dec. 23 at Toronto...Also had three four-point games: Nov. 2 vs Ottawa (3+1); Nov. 30 vs Boston (3+1) and Dec. 19 at St. Louis (0+4)...Had a nine-game goal streak, longest in the league, from Nov. 21 to Dec. 10, scoring 14 goals...Had a career-high 13-game point streak, sixth longest in the league, from Nov. 16 to Dec. 13, recording 24 points (15+9)...Had a nine-game point streak from Oct. 17 to Nov. 8, recording 14 points (11+3)...Also had two five-game point streaks and three four-game point streaks...Recorded a point in 50 of his 63 games...Was held scoreless in back-to-back games only twice (Oct. 5-8 and Apr. 8-10)...Recorded his 600th career point with an assist Jan. 4 vs Tampa Bay...Named NHL Player of the Month for November, recording 23 points (16+7) in 13 games...Named to the NHL Second All-Star Team at right wing...Missed 19 games due to injury or illness (groin - 18, flu). **PLAYOFFS:** Led the Penguins in playoff scoring with eight points (4+4) in five games...Had a point in four of the five games, going scoreless in Game Four April 23...Scored two goals in Game Three vs Philadelphia April 21...Recorded three assists in Game Five April 26...Leads the Penguins in career Playoff games (98), ranks second in goals (46), fifth in assists (52), third in power play goals (13) and tied for first in game-winning goals (9).

CAREER SCORING VS NHL

TEAM	GP	G	A	PTS	PIM	TEAM	GP	G	A	PTS	PIM
Anaheim	6	4	5	9	2	New Jersey	35	16	19	35	20
Boston	29	23	28	51	24	NY Islanders	35	24	24	48	31
Buffalo	30	22	25	47	28	NY Rangers	33	13	27	40	22
Calgary	14	6	12	18	6	Ottawa	22	17	20	37	26
Chicago	12	5	3	8	8	Philadelphia	34	12	33	45	27
Colorado	20	13	14	27	6	Phoenix	12	4	8	12	20
Dallas	12	6	4	10	8	San Jose	11	6	9	15	6
Detroit	13	3	10	13	0	St. Louis	12	1	7	8	19
Edmonton	15	7	13	20	8	Tampa Bay	16	11	8	19	10
Florida	14	7	7	14	8	Toronto	11	7	8	15	8
Hartford	29	16	29	45	26	Vancouver	13	6	13	19	10
Los Angeles	13	5	4	9	6	Washington	36	17	24	41	34
Montreal	27	15	13	28	8	TOTALS	504	266	367	633	371

CAREER NOTES

- ▼ Won the Art Ross Trophy in 1994-95, becoming the first European trained player to lead the NHL in scoring.
- ▼ Was the youngest player (23 years, two months and 18 days) to win the Art Ross Trophy since Mario Lemieux (22 years, five months and 29 days) in 1987-88.
- ▼ Only eight players have led the NHL in scoring at a younger age (Wayne Gretzky, Gordie Howe, Bobby Hull, Lemieux, Harvey Jackson, Bobby Orr, Milt Schmidt and Bryan Trottier).
- ▼ His point per game average had increased each year: 1990-91 (.712); 1991-92 (.986); 1992-93 (1.16); 1993-94 (1.24); 1994-95 (1.46); 1995-96 (1.82), until 1996-97 (1.51).
- ▼ Ranks fourth in club history in goals (266), third in assists (367); third in points (633) and second in game-winning goals (48).
- ▼ Of his 266 career goals, 77 have given the Penguins a lead and 40 have tied the game.

AMATEUR & PROFESSIONAL RECORD

YEAR	CLUB	LEAGUE	REGULAR SEASON										PLAYOFFS					
			GP	G	A	PTS	PIM	±*	PP	SH	GW	S	GP	G	A	PTS	PIM	
1988-89	Kladno	Czech.	39	8	10	18	4	--	--	--	--	--	--	--	--	--	--	--
1989-90	Kladno (a)	Czech.	51	30	29	59	--	--	--	--	--	--	--	--	--	--	--	--
1990-91	PITTSBURGH (b)	NHL	80	27	30	57	42	-4	7	0	4	136	24	3	10	13	6	
1991-92	PITTSBURGH	NHL	70	32	37	69	34	12	4	0	4	194	21	11	13	24	6	
1992-93	PITTSBURGH	NHL	81	34	60	94	61	30	10	1	9	242	12	5	4	9	23	
1993-94	PITTSBURGH	NHL	80	32	67	99	61	15	9	0	6	298	6	2	4	6	16	
1994-95	PITTSBURGH (c)	NHL	48	32	38	*70	37	23	8	3	7	192	12	10	5	15	6	
1995-96	PITTSBURGH (d)	NHL	82	62	87	149	96	31	20	1	*12	*403	18	11	12	23	18	
1996-97	PITTSBURGH (e)	NHL	63	47	48	95	40	22	11	2	6	234	5	4	4	8	4	
NHL AND PITTSBURGH TOTALS			504	266	367	633	371	129	69	7	48	1699	98	46	52	98	79	

* - Led League, a - June, 1990 - Drafted by Pittsburgh in 1990 Entry Draft. First Penguins pick, fifth overall, first round, b - NHL All-Rookie Team (1990-91), c - Won Art Ross Trophy (1994-95), d - NHL First Team All-Star (1994-95 and 1995-96), e - NHL Second Team All-Star (1996-97).

ACTIVE					ALL-TIME				
PLAYER	GP	G	A	PTS	PLAYER	GP	G	A	PTS
1. Jari Kurri	1181	596	780	1376	1. Stan Mikita	1394	541	926	1467
2. Tomas Sandstrom	848	370	437	807	2. Jari Kurri	1181	596	780	1376
3. JAROMIR JAGR	504	266	367	633	3. Peter Stastny	977	450	789	1239
4. Esa Tikkanen	797	241	365	606	4. Thomas Steen	950	264	553	817
5. Sergei Fedorov	506	242	350	592	6. Tomas Sandstrom	848	370	437	807
6. Michal Pivonka	756	173	406	579	7. Borje Salming	1148	150	637	787
7. Petr Klima	773	312	260	572	8. Kent Nilsson	553	264	422	686
8. Mats Sundin	529	232	326	558	9. Paul MacLean	719	324	349	673
					10. Anton Stastny	650	252	384	636
					11. Mats Naslund	651	251	383	634
					12. JAROMIR JAGR	504	266	367	633

CAREER



Named to the NHL's First All-Star team for the second straight season in 1995-96, after finishing second in the league in points (149) and goals (62)...Trailed only Mario Lemieux and Ron Francis in assists with 87...Set an NHL record for points (149) and assists (87) in a season by a right wing, breaking Mike Bossy's previous records of 147 and 83 set in 1981-82...Set the record for most points by a European born player, breaking Peter Stastny's mark of 139 set in 1981-82...Only five players (Wayne Gretzky, Lemieux, Phil Esposito, Steve Yzerman and Bernie Nicholls) have recorded more than 149 points in a season...Led the NHL with a club record 12 game-winning goals...Led the NHL with 403 shots on goal, also a club record...Recorded a point in 70 of his 82 games, never going more than two consecutive games without recording a point...Had a 12-game scoring streak from Nov. 17 to Dec. 9, recording 26 points (10+16)...Had 45 multi-point games, including 15 two-goal games...Ranked second on the team and third in the NHL in playoff scoring with 23 points (11+12) in 18 games...His 11 goals tied for the team lead and tied for second in the NHL...Had an 11-game point streak from Apr. 17 to May 11, recording 18 points (10+8)...Scored his first career playoff hat trick in Game Five vs the Rangers May. 11...Became the second player in team history to win the Art Ross Trophy as the NHL's leading scorer (Mario Lemieux) in 1994-95, recording 70 points (32+38) in 48 games...Was the first European-trained player to win the scoring title...Became the first non-center and right wing to win the scoring title since Guy Lafleur in 1977-78 and was only the third non-center to win the scoring title since expansion in 1967 (Lafleur and Bobby Orr)...Finished second to Eric Lindros in balloting for the Hart Trophy as the NHL's Most Valuable Player...Became the first Penguins right wing in history to be named a First team NHL All-Star...Led the Penguins in the 1995 Playoffs with 10 goals and was tied for second with 15 points...His 10

goals ranked second in the league...Led the Penguins in scoring in 1993-94 with 99 points (32+67), which ranked ninth in the league...Was the first non-Canadian to ever lead the Penguins in scoring...Did not go more than three consecutive games without recording a point...Scored 34 goals in 1992-93, ranking fourth on the team...Ranked fifth on the team with 60 assists and 94 points...Ranked second on the team with nine game-winning goals...In 1991-92, ranked fourth on the team in goals (32), and fifth in points (69)...Scored 15 of his goals vs Patrick Division teams and 17 of his 32 goals in the third period...Received a 10-game suspension from the NHL Jan. 27 for abuse of an official Jan. 26 at Washington...Finished fourth in the league in playoff points (24) and goals (11)...Had a nine-game scoring streak from May 7-26, recording 15 points (7+8)...Scored on the first-ever penalty shot in Penguins playoff history May 11 vs the Rangers (Vanbiesbrouck)...Ranked second in the league with four playoff game-winning goals...Named to the NHL All-Rookie Team in 1990-91, finishing third among rookies in goals (27), fifth in assists (30) and fourth in points (57)...Became the youngest player in club history to record a hat trick, notching the first of his career Feb. 2 vs Boston...Led all rookies with 13 points and 10 assists in the 1991 Playoffs...Set an NHL playoff record for assists by a rookie in the Stanley Cup

Finals, recording five vs

Minnesota...Led Kladno (Czech.) in

scoring in 1989-90 with 60

points (30+30) in 51

games...Played for the

Czechoslovakian

team at the 1990

World Junior

Tournament in Helsinki,

Finland...Ranked second

in the tournament in

scoring with 18 points

(5+13) and was select-

ed to the tournament all-

star team...Drafted by the

Penguins in the first round


(fifth overall) of the 1990

Entry Draft...Was the first


Czechoslovakian player to

attend an NHL draft without

having to defect.



CAREER HIGHLIGHTS



MILESTONES ACHIEVED:

200th game - 3/22/97 vs New Jersey

MILESTONES WITHIN REACH (Current Total):

100th point (92)

FIRST NHL GAME:

Oct. 5, 1993 - in a 6-4 Detroit loss at Dallas.

FIRST NHL POINT:

Oct. 5, 1993 - a goal in a 6-3 Detroit loss at Dallas.

FIRST NHL GOAL:

Oct. 5, 1993 - in a 6-3 Detroit loss at Dallas vs Andy

CAREER SCORING VS NHL

TEAM	GP	G	A	PTS	PIM	TEAM	GP	G	A	PTS	PIM
Anaheim	7	1	4	5	4	New Jersey	7	1	1	2	8
Boston	7	0	1	1	4	NY Islanders	7	3	1	4	2
Buffalo	6	2	1	3	0	NY Rangers	4	2	1	3	2
Calgary	7	0	2	2	2	Ottawa	4	0	2	2	2
Chicago	15	2	3	5	6	Philadelphia	7	2	1	3	4
Colorado	7	1	1	2	6	Phoenix	13	3	3	6	2
Dallas	17	5	5	10	0	Pittsburgh	3	2	0	2	2
Detroit	2	1	1	2	0	San Jose	10	2	4	6	4
Edmonton	12	1	5	6	12	St. Louis	9	1	2	3	4
Florida	6	1	1	2	8	Tampa Bay	6	0	0	0	2
Hartford	6	1	2	3	2	Toronto	13	2	4	6	6
Los Angeles	13	4	7	11	2	Vancouver	8	0	1	1	4
Montreal	9	2	3	5	4	Washington	4	1	1	2	0
						NHL TOTALS	209	40	57	97	92

CAREER NOTES



Played in 60 games in 1995-96 with Detroit, posting career-highs in goals (18), assists (22) and points (40)...Recorded a point in 30 of his 60 games... Had a career-high seven-game point streak from Nov. 2-22, recording 11 points (5+6)...Had eight multi-point games on the season (two three-point games and six two-point games)...Was a plus or even player in 47 of 60 games...Missed 13 games due to injury (knee-12, hand)...Played in 13 games in the 1996 Playoffs, recording four points (3+1)...Recorded eight points (3+5) in 22 games in 1994-95...Missed the final nine games of the regular season with an ankle injury...Played in one game in the 1995 Playoffs, recording no points...Scored a goal in his NHL debut Oct. 5, 1993 at Dallas...Recorded 17 points (6+11) in 52 games in 1993-94...Played for Canada's silver medal team in 1994 Olympics in Albertville, France after being loaned by Detroit Jan. 20...Rejoined the Red Wings Mar. 1...Played three games in Adirondack (AHL), recording six points (2+4) after being sent down Mar. 21...Was recalled Apr. 2...Scored a power play goal in his playoff debut Apr. 18 vs San Jose...Played four seasons at North Dakota (WCHA)...Recorded 272 points (74+198) in 155 games at North Dakota...Was a three-time WCHA First-Team All-Star...Named to the NCAA West First All-Star team in 1990-91 and Second Team in 1991-92 and 1992-93...Led the WCHA in assists in 1990-91 and 1991-92...Ranked third in points and assists in the WCHA in 1992-93...Was drafted by Philadelphia in the second round (33rd overall) in the 1989 Entry Draft...Was obtained by Detroit from Philadelphia June 20, 1993 for Jim Cummins and a fourth round pick which Detroit acquired from Philadelphia in Oct. 1, 1992 trade that sent Brent Fedyk to Philadelphia. Greg and wife Kristin were married in the off-season.



AMATEUR & PROFESSIONAL RECORD

YEAR	CLUB	LEAGUE	REGULAR SEASON										PLAYOFFS					
			GP	G	A	PTS	PIM	±	PP	SH	GW	S	GP	G	A	PTS	PIM	
1989-90	U. North Dakota (a)	WCHA	44	17	38	55	11	--	--	--	--	--	--	--	--	--	--	--
1990-91	U. North Dakota	WCHA	38	18	61	79	6	--	--	--	--	--	--	--	--	--	--	--
1991-92	U. North Dakota	WCHA	39	20	54	74	8	--	--	--	--	--	--	--	--	--	--	--
1992-93	U. North Dakota	WCHA	34	19	45	64	18	--	--	--	--	--	--	--	--	--	--	--
1993-94	Detroit (b)	NHL	52	6	11	17	22	-7	1	1	0	48	7	2	2	4	2	
	Adirondack	AHL	3	2	4	6	0	--	--	--	--	4	0	4	4	4		
1994-95	Detroit	NHL	22	3	5	8	14	1	2	0	32	1	0	0	0	0		
1995-96	Detroit	NHL	60	18	22	40	30	6	5	0	2	87	13	3	1	4	8	
1996-97	Detroit	NHL	43	6	10	16	12	-5	0	0	0	56	--	--	--	--	--	
	PITTSBURGH (c)	NHL	32	7	9	16	14	-13	1	0	0	52	5	1	0	1	2	
	NHL TOTALS		209	40	57	97	92	-18	9	1	2	275	26	6	3	9	12	
	PGH TOTALS		32	7	9	16	14	-13	1	0	0	52	5	1	0	1	14	

a- Selected by Philadelphia in 1989 Entry Draft, First Flyers choice. 33rd overall.

b- Traded to Detroit by Philadelphia with Philadelphia's Fifth round choice in 1994 Entry Draft for Jim Cummins and Philadelphia's fourth round choice in 1993 Entry Draft, June 20, 1993.

c- Traded to Pittsburgh by Detroit for Tomas Sandstrom, Jan 27, 1997.



Darius Kasparaitis

11

Defense

HT/WT: 5'11" 209 lbs.

Shoots: Left

Age: 24

Born: Elektrenai, Lithuania, October 16, 1972

Acquired: Traded by New York Islanders to Pittsburgh with Andreas Johansson for Bryan Smolinski November 17, 1996

50

MILESTONES ACHIEVED:
 200th game (3/17/96 at Chicago)
MILESTONES WITHIN REACH: (Current Total):
 300th game (289); 100th point (84)
FIRST NHL GAME:
 Oct. 6, 1992 - in a 4-3 Islanders loss at New Jersey
FIRST NHL POINT:
 October 27, 1992 - a goal in a 4-3 Islanders loss vs Los Angeles
FIRST NHL GOAL:
 Oct. 27, 1992 - in a 4-3 Islanders loss vs Los Angeles vs Kelly Hrudey
MOST GOALS, GAME:
 1 - Eight times - last - Mar. 16, 1997 - in a 6-2 Penguins loss at Dallas.
MOST ASSISTS, GAME:
 2 - Five times - last - Feb. 4, 1997 - in a 6-4 Penguins win vs Vancouver
MOST POINTS, GAME:
 2 - Seven times - last - Feb. 4, 1997 - in a 6-4 Penguins win vs Vancouver (2a)
MOST PENALTY MINUTES, GAME:
 26 - Nov. 4, 1993 - in a 4-2 Islanders loss at Chicago.

1996-1997



Acquired from the New York Islanders with Andreas Johansson for Bryan Smolinski, Nov. 17...Played 57 games with the Penguins, recording 18 points (2+16)...Overall, played in 75 games, recording 23 points (2+21)...His 21 assists and 23 points were career-highs...Was a career-high plus-17 on the season, plus-24 with the Penguins...Was a plus or even player in 43 of 57 games with the Penguins...Scored a goal in his first game as a Penguin, Nov. 19 vs St. Louis...Had a three-game point streak from Mar. 31 to Apr. 5, his longest of the season...Had a season-high two assists, which tied his career-high, Feb. 4 vs Vancouver...Was a season-high plus-5, Dec. 11 at Anaheim...Missed seven games due to injury (concussion - 5, facial laceration, ankle)...PLAY-OFFS: Played in all five playoff games, recording no points and six penalty minutes...Was his third appearance in the NHL Playoffs, and first since 1994 with the Islanders.

CAREER SCORING VS NHL


TEAM	GP	G	A	PTS	PIM	TEAM	GP	G	A	PTS	PIM
Aralheim	4	0	2	2	2	New Jersey	21	1	3	4	46
Boston	13	0	0	0	27	NY Islanders	4	0	0	0	26
Buffalo	15	1	1	2	22	NY Rangers	16	0	5	5	30
Calgary	7	0	0	0	11	Ottawa	14	1	5	6	10
Chicago	7	0	1	1	30	Philadelphia	21	0	4	4	73
Colorado	13	0	3	3	6	Phoenix	7	0	0	0	6
Dallas	7	1	0	1	4	Pittsburgh	14	0	2	2	33
Detroit	7	0	2	2	8	San Jose	9	0	6	6	6
Edmonton	6	0	0	0	10	St. Louis	5	1	2	3	4
Florida	12	0	1	1	22	Tampa Bay	14	0	4	4	37
Hartford	15	1	2	3	22	Toronto	6	0	2	2	2
Los Angeles	9	2	1	3	29	Vancouver	6	0	4	4	0
Montreal	17	0	3	3	24	Washington	18	0	3	3	34
						NHL TOTALS	289	8	56	64	523

CAREER



Missed the first 15 games of the 1995-96 season after undergoing reconstructive surgery Mar. 3 to repair a torn ACL in right knee...Returned to the Islanders lineup Nov. 14 at San Jose...Scored only goal of the season Nov. 22 vs Los Angeles...Suffered severed tendons in right hand during an altercation Dec. 9 at New Jersey and missed the next 16 games...Played in 46 games in 1995-96, recording eight points

(1+7) and 93 penalty minutes...Chosen by the Long Island Chapter of the Professional Hockey Writer's Association as the Islanders' Masterton Trophy nominee...Represented Russian National Team at the World Championships and the World Cup of Hockey...Played in 13 games in 1994-95, recording one assist and 22 penalty minutes...Suffered a torn anterior cruciate ligament in his right knee Feb. 20 at Montreal and missed the remainder of the season...In 1993-94, played in 76 games, recording 11 points and 142 penalty minutes...Finished second among Islanders defensemen in games played and third on the team in penalty minutes...Scored only goal of season Dec. 14 vs New Jersey...Was the Islanders' London Jewelers Player of the Month for February, 1994...Played in 79 games in his rookie season in 1992-93, recording 21 points (4+17) and 166 penalty minutes...Won the Islanders Alka Seltzer Plus/Minus Award, leading the team with a plus-15 rating...Ranked second on the team in penalty minutes...Played in all 18 games during the 1993 NHL Playoffs...Tied for third on the team with 31 penalty minutes...Recorded five assists in 1993 playoffs...Was a member of the Commonwealth of Independent States team which won the gold medal at the 1992 Olympics in Albertville, France...Played in six games for Russian National Team at 1992 World Championships, recording three points (2+1)...Helped Dynamo Moscow to second consecutive championship in 1991-92, recording 12 points (2+10) in 31 games...Became first Lithuanian to play in the Russian League in over 30 years in 1989-90, appearing in one game for Moscow Dynamo...Played in two World Junior Championships, 1991 in Saskatoon (silver medal) and 1992 in Füssen, Germany (gold medal)...Selected by the Islanders in the first round (fifth overall) in the 1992 Entry Draft...Darius and wife Irina, have a daughter, Elizabeth (born Mar. 19, 1997).



AMATEUR & PROFESSIONAL RECORD

YEAR	CLUB	LEAGUE	REGULAR SEASON											PLAYOFFS				
			GP	G	A	PTS	PIM	±	PP	SH	GW	S	GP	G	A	PTS	PIM	
1988-89	Moscow Dynamo	USSR	3	0	0	0	0	--	--	--	--	--	--	--	--	--	--	
1989-90	Moscow Dynamo	USSR	1	0	0	0	0	--	--	--	--	--	--	--	--	--		
1990-91	Moscow Dynamo	USSR	1	7	0	1	1	10	--	--	--	--	--	--	--	--		
1991-92	Moscow Dynamo (a)	CIS	31	2	10	12	14	--	--	--	--	--	--	--	--	--		
	CIS Olympic Team		8	0	2	2	2	--	--	--	--	--	--	--	--	--		
	World Championships		6	2	1	3	4	--	--	--	--	--	--	--	--	--		
1992-93	Moscow Dynamo	CIS	7	1	3	4	8	--	--	--	--	--	--	--	--	--		
	NY Islanders	NHL	79	4	17	21	166	15	0	0	0	92	18	0	5	5	31	
1993-94	NY Islanders	NHL	76	1	10	11	142	-6	0	0	0	81	4	0	0	0	8	
1994-95	NY Islanders	NHL	13	0	1	1	22	-11	0	0	0	8	--	--	--	--	--	
1995-96	NY Islanders	NHL	46	1	7	8	93	-12	0	0	0	34	--	--	--	--	--	
	World Championships		8	0	2	2	2	--	--	--	--	--	--	--	--	--	--	
1996-97	NY Islanders	NHL	18	0	5	5	16	-7	0	0	0	12	--	--	--	--	--	
	PITTSBURGH (b)	NHL	57	2	16	18	84	24	0	0	0	46	5	0	0	0	6	
NHL TOTALS			289	8	56	64	523	10	0	0	0	273	27	0	5	5	45	
PGH TOTALS			57	2	16	18	84	24	0	0	0	46	5	0	0	0	6	

a- Selected by NY Islanders in 1992 Entry Draft. First Islanders pick, fifth overall.

b- Traded to Pittsburgh by NY Islanders with Andreas Johansson for Brent Suter. (Refined) Nov. 17, 1998



Patrick Lalime 40

Goaltender

HT/WT: 6'2" 170 lbs.

Catches: Left

Age: 23

Born: St. Bonaventure,
Quebec, July 7, 1974

Acquired: Pittsburgh's
sixth round choice
(156th overall) in 1993
Entry Draft.

FIRST NHL GAME:

Nov. 16, 1996 - in an 8-3 Penguins loss vs the Rangers

FIRST NHL WIN:

Dec. 6, 1996 - in a 5-3 Penguins win at Washington.

FIRST NHL SHUTOUT:

Dec. 13, 1996 - in a 4-0 Penguins win at San Jose.

Jan. 13, 1996 - an assist in a 5-2 Vancouver win at Toronto.

1996-1997



Named to the NHL All-Rookie team after posting a 21-12-2 record and a 2.94 goals against average in his initial campaign...Made his NHL debut Nov. 16 vs the Rangers, relieving Ken Wregget...Posted his first NHL victory Dec. 6, allowing one goal in 40:00, after relieving Wregget, Dec. 6 at Washington...Made his first NHL start Dec. 7 vs Anaheim, in a 5-3 win...Began his career with a 14-0-2 streak, breaking the NHL record for longest unbeaten streak by a rookie goaltender at the beginning of his career, formerly held by Ken Dryden and Ross Brooks...His 14-0-2 start broke the Penguins record for an unbeaten streak by a goaltender, previously held by Tom Barrasso (14-0-1 from Mar. 9-Apr. 14, 1993)...Recorded his first career shutout Dec. 13 at San Jose, becoming the first Penguins rookie goaltender to post a shutout since Frank Pietrangelo and Steve Guenette recorded shutouts in 1987-88...Also posted shutouts Dec. 28 vs Buffalo and Jan. 15 at Hartford...Made 49 saves vs Calgary Jan. 21, setting a Penguins record for saves in a home game, previously held by Michel Dion (48 - Dec. 23, 1982 vs Philadelphia)...Broke the Penguins team record with a nine-game road unbeaten streak (8-0-1) from Dec. 15 to Jan. 26...Tom Barrasso (5-0-2 from Oct. 20-Nov. 17, 1995) and Denis Herron (5-0-2 from Mar. 13-27, 1979) held the previous record...Named NHL Rookie of the Month for December, 1996 and January, 1997, becoming the first rookie to win the honor in consecutive months since Nicklas Lidstrom of Detroit in 1991-92...Began the season with Cleveland (IHL) before being recalled Nov. 14...Posted a 6-6-2 and a 3.24 goals against average in 14 games with the Lumberjacks...PLAYOFFS: Dressed as backup to Ken Wregget for all five play-off games vs Philadelphia.

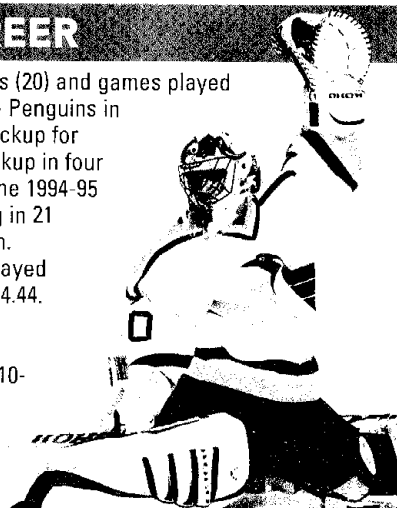
CAREER GOALTENDING VS NHL

TEAM	GP	MP	GA	SO	AVG	W-L-T
Anaheim	2	120	6	0	3.00	2-0-0
Boston	2	79	1	0	0.76	1-0-0
Buffalo	2	80	1	1	0.75	2-0-0
Calgary	1	60	2	0	2.00	1-0-0
Chicago	-	-	-	-	-	-
Colorado	1	64	4	0	3.75	0-1-0
Dallas	2	109	6	0	3.30	1-1-0
Detroit	1	62	6	0	5.81	0-1-0
Edmonton	-	-	-	-	-	-
Florida	1	60	3	0	3.00	0-1-0
Hartford	1	60	0	1	0.00	1-0-0
Los Angeles	-	-	-	-	-	-
Montreal	4	149	9	0	3.62	2-0-1
New Jersey	3	142	8	0	3.38	1-2-0
NY Islanders	4	240	14	0	3.50	2-2-0
NY Rangers	3	149	11	0	4.43	0-2-0
Ottawa	2	105	4	0	2.29	0-0-1
Philadelphia	1	60	6	0	6.00	0-1-0
Phoenix	1	60	1	0	1.00	1-0-0
San Jose	2	120	1	1	0.50	2-0-0
St. Louis	-	-	-	-	-	-
Tampa Bay	2	120	7	0	3.50	1-1-0
Toronto	1	60	3	0	3.00	1-0-0
Vancouver	1	60	4	0	4.00	1-0-0
Washington	2	100	4	0	2.40	2-0-0
NHL TOTALS	39	2059	101	3	2.94	21-12-2

CAREER




In 1995-96, led Cleveland in wins (20) and games played (41)... Was recalled twice by the Penguins in December and served as the backup for nine games... Served as the backup in four of the Penguins 18 playoff games... Began the 1994-95 season with Hampton Roads (ECHL), playing in 21 games before signing with the Penguins Jan. 26... Was assigned to Cleveland (IHL) and played in 23 games... Posted a 7-10-4 record and a 4.44 goals against average with the Lumberjacks... Played in 48 games with Shawinigan (QMJHL) in 1993-94... Posted a 10-24-4 record in 44 games with Shawinigan in 1992-93... Was drafted by the Penguins in the sixth round (156th overall) in the 1993 Entry Draft.



AMATEUR & PROFESSIONAL RECORD

YEAR	CLUB	LEAGUE	REGULAR SEASON					PLAYOFFS							
			GP	W-L-T	MP	GA	SO	AVG	GP	W-L	MP	GA	SO	AVG	
1992-93	Shawinigan (a)	QMJHL	44	10-24-4	2467	192	0	4.67	-	-	-	-	-	-	-
1993-94	Shawinigan	QMJHL	48	22-20-0	2733	192	1	4.22	5	1-3	223	25	0	6.73	
1994-95	Hampton Roads	ECHL	26	15-7-3	1470	82	2	3.35	-	-	-	-	-	-	
	Cleveland	IHL	23	7-10-4	1230	91	0	4.44	-	-	-	-	-	-	
1995-96	Cleveland	IHL	41	20-12-7	2314	149	0	3.86	-	-	-	-	-	-	
1996-97	Cleveland	IHL	14	6-6-2	834	45	1	3.24	-	-	-	-	-	-	
	PITTSBURGH	NHL	39	21-12-2	2059	101	3	2.94	-	-	-	-	-	-	
	NHL AND PGH TOTALS		39	21-12-2	2059	101	3	2.94	-	-	-	-	-	-	

a - June, 1993 - Drafted by Pittsburgh in 1993 NHL Entry Draft. Sixth Penguins pick, 156th overall, sixth round.



Francois Leroux 18

Defense

HT/WT: 6'6" 246 lbs.

Shoots: Left

Age: 27

Born: Ste.-Adele,
Quebec, April 18, 1970

Acquired: Acquired by
Pittsburgh from Ottawa
in the 1995 NHL Waiver
Draft January 18, 1995

MILESTONES WITHIN REACH: (Current Total):

200th game (199)

FIRST NHL GAME:

Jan. 21, 1989 - in a 7-4 Edmonton loss vs Pittsburgh

FIRST NHL POINT:

Oct. 11, 1989 - an assist in a 5-2 Edmonton loss vs
Vancouver

FIRST NHL GOAL:

Nov. 1, 1995 - in a 10-0 Pittsburgh win vs Tampa
Bay vs J.C. Bergeron

MOST GOALS, GAME:

1 - Nov. 1, 1995 - in a 10-0 Pittsburgh win vs Tampa
Bay; Nov. 28, 1995 - in a 7-2 Pittsburgh win vs
Ottawa

MOST ASSISTS, GAME:

2 - Mar. 31, 1991 - in a 6-3 Edmonton win vs
Winnipeg; Feb. 21, 1996 - in a 6-3 Pittsburgh loss at
Buffalo; Mar. 23, 1996 - in a 7-5 Pittsburgh loss vs
Buffalo.

MOST POINTS, GAME:

2 - Mar. 31, 1991 - in a 6-3 Edmonton win vs
Winnipeg (2a); Feb. 21, 1996 - in a 6-3 Pittsburgh
loss at Buffalo (2a); Mar. 23, 1996 - in a 7-5
Pittsburgh loss vs Buffalo

MOST PENALTY MINUTES, GAME:

32 - Mar. 7, 1995 - in a 5-4 Pittsburgh loss vs
Quebec.

1996-1997



Played in 59 games, recording three assists
and 81 penalty minutes...Recorded an as-
sist Dec. 30 vs Washington, Feb. 16 vs
Philadelphia and Mar. 22 vs New Jersey...Was a plus
or even player in 49 of his 59 games, including his last 16
games, finishing the season with a minus-3
rating...Missed five games with injury (Hip pointer -2,
back spasms - 3)...PLAYOFFS: Played in three games
in the 1997 Playoffs, recording no points...Did not dress
for Games Four and Five vs Philadelphia...Was his third
appearance in the NHL Playoffs.


CAREER SCORING VS NHL

TEAM	GP	G	A	PTS	PIM	TEAM	GP	G	A	PTS	PIM
Anaheim	4	0	0	0	11	New Jersey	11	0	2	2	23
Boston	14	0	0	0	20	NY Islanders	11	0	0	0	17
Buffalo	14	0	5	5	31	NY Rangers	11	0	0	0	22
Calgary	8	0	0	0	30	Ottawa	11	1	0	1	15
Chicago	6	0	0	0	7	Philadelphia	13	0	2	2	40
Colorado	8	0	0	0	42	Phoenix	3	0	0	0	11
Dallas	3	0	0	0	14	Pittsburgh	3	0	0	0	0
Detroit	4	0	0	0	6	San Jose	3	0	0	0	11
Edmonton	5	0	0	0	2	St. Louis	3	0	1	1	33
Florida	10	0	0	0	19	Tampa Bay	9	1	1	2	15
Hartford	11	0	1	1	5	Toronto	5	0	0	1	16
Los Angeles	2	0	0	0	0	Vancouver	5	0	1	1	4
Montreal	13	0	1	1	11	Washington	12	0	2	2	32
						NHL TOTALS	199	2	18	20	437

CAREER



Set career-highs in games (66), goals (2), assists (9), points (11) and penalty minutes (161) in 1995-96... Scored his first NHL goal Nov. 1 vs Tampa Bay (J.C. Bergeron)... Led the Penguins with 161 penalty minutes... In the 1996 Playoffs, scored the game-winning goal, his first playoff goal, in Game Five vs Washington Apr. 26... Played in 18 playoff games, recording two points (1+1) and 20 penalty minutes... Was acquired from Ottawa by the Penguins in the 1995 Waiver Draft Jan. 18... Played in 40 games with the Penguins in 1994-95, recording two assists and 114 penalty minutes, which led the team... Played 44 games with Prince Edward Island (AHL) before being claimed by the Penguins... Recorded 18 points (4+14) and a plus-21 rating with PEI... Was claimed by Ottawa from Edmonton in the 1994 Waiver Draft... Played in 23 games with Ottawa in 1993-94, recording one assist... Recorded 10 points (4+6) in 25 games with PEI... Played one game with Edmonton in 1992-93 and 55 games with Cape Breton (AHL)... Recorded 34 points (10+24) for Cape Breton... Played 61 games for Cape Breton in 1991-92, recording 29 points (7+22)... Scoreless in four games with Edmonton... Recorded two assists in Edmonton's last regular season game, Mar. 31, 1991 vs Winnipeg... Played 71 games with Cape Breton in 1990-91, recording nine points (2+7)... In 1989-90, played in three games with Edmonton before being returned to Victoriaville (QMJHL)... Played his first NHL game with Edmonton, Jan. 21 vs Pittsburgh during a mid-season recall from St. Jean (QMJHL)... Played three seasons in the Quebec Major Junior Hockey League, two with St. Jean and one with Victoriaville... Set junior career highs in 1988-89 with St. Jean, recording 42 points (8+34) and 185 penalty minutes... Drafted by Edmonton in the first round (19th overall) of the 1988 Entry Draft.



AMATEUR & PROFESSIONAL RECORD

YEAR	CLUB	LEAGUE	REGULAR SEASON										PLAYOFFS					
			GP	G	A	PTS	PIM	+	-	PP	SH	GW	S	GP	G	A	PTS	PIM
1987-88	St. Jean (a)	QMJHL	58	3	8	11	143	--	--	--	--	--	--	7	2	0	2	21
1988-89	Edmonton	NHL	2	0	0	0	0	1	0	0	0	0	--	--	--	--	--	--
	St. Jean	QMJHL	57	8	34	42	185	--	--	--	--	--	--	--	--	--	--	--
1989-90	Edmonton	NHL	3	0	1	1	0	-2	0	0	0	0	--	--	--	--	--	--
	Victoriaville	QMJHL	54	4	33	37	169	--	--	--	--	--	--	--	--	--	--	--
1990-91	Edmonton	NHL	1	0	2	2	0	1	0	0	0	1	--	--	--	--	--	--
	Cape Breton	AHL	71	2	7	9	124	--	--	--	--	--	--	4	0	1	1	19
1991-92	Edmonton	NHL	4	0	0	0	7	-1	0	0	0	0	--	--	--	--	--	--
	Cape Breton	AHL	61	7	22	29	114	--	--	--	--	--	--	5	0	0	0	8
1992-93	Edmonton	NHL	1	0	0	0	4	0	0	0	0	0	--	--	--	--	--	--
	Cape Breton	AHL	55	10	24	34	139	--	--	--	--	--	--	16	0	5	5	29
1993-94	Ottawa (b)	NHL	23	0	1	1	70	-4	0	0	0	8	--	--	--	--	--	--
	PEI	AHL	25	4	6	10	52	--	--	--	--	--	--	--	--	--	--	--
1994-95	PITTSBURGH (c)	NHL	40	0	2	2	114	7	0	0	0	19	12	0	2	2	14	
	PEI	AHL	45	4	14	18	137	--	--	--	--	--	--	--	--	--	--	--
1995-96	PITTSBURGH	NHL	66	2	9	11	161	2	0	0	0	43	18	1	1	2	20	
1996-97	PITTSBURGH	NHL	59	0	3	3	81	-3	0	0	0	5	3	0	0	0	0	
NHL TOTALS			199	2	18	20	437	1	0	0	0	76	33	1	3	4	34	
PGH TOTALS			165	2	14	16	356	6	0	0	0	67	33	1	3	4	34	

a - June, 1988 - Drafted by Edmonton in 1988 Entry Draft. First Oilers pick, 19th overall, first round.
 b - October 6, 1993 - Claimed from Edmonton by Ottawa in 1994 Waiver Draft.
 c - January 18, 1995 - Claimed from Ottawa by Pittsburgh in 1995 Waiver Draft.



Ian Moran 24

Defense

HT/WT: 6'0" 206 lbs.

Shoots: Right

Age: 25

Born: Cleveland, Ohio,
August 24, 1972

Acquired: Pittsburgh's
sixth round choice,
107th overall, in the
1990 Entry Draft.

MILESTONES WITHIN REACH (Current Total):

100th game (87)

FIRST NHL GAME:

Oct. 7, 1995 - in an 8-3 Penguins win vs Toronto

FIRST NHL POINT:

Oct. 28, 1995 - a goal in a 5-3 Penguins win at New Jersey

FIRST NHL GOAL:

Oct. 28, 1995 - in a 5-3 Penguins win at New Jersey vs Martin Brodeur

MOST GOALS, GAME:

1 - Five times - last - Jan. 31, 1997 - in a 4-3 Penguins win vs Florida

MOST ASSISTS, GAME:

1 - Six Times - last - Apr. 5, 1997 - in a 5-2 Penguins win vs Ottawa

MOST POINTS, GAME:

1 - Eleven times - last - Apr. 5, 1997 - in a 5-2 Penguins win vs Ottawa (10)

MOST PENALTY MINUTES, GAME:

6 - November 8, 1995 - in a 7-1 Penguins win at Ottawa.

1996-1997



Set career-highs in goals (4), assists (5) and points (9)... Scored goals in back-to-back games on Mar. 18 vs Buffalo and Mar. 20 vs Toronto... Began the season in Cleveland (IHL) and was recalled Nov. 1... Played in eight games with the Penguins, recording two points (1+1), before being assigned to Cleveland on Nov. 18... Was recalled from Cleveland on Jan. 31 and stayed with the Penguins for the rest of the season... In 36 games with Cleveland, recorded 29 points (6+23). **PLAYOFFS:** Played in all five playoff games and was tied for third on the team with three points (1+2)... Led the team in plus/minus with a plus-1 rating... Scored his first career playoff goal on Apr. 23 in Game Four vs Philadelphia vs Garth Snow... Added an assist in Game Four to post his first career multi-point playoff game... Recorded his first career playoff point with an assist in Game Three vs Philadelphia on Apr. 21.

CAREER SCORING VS NHL


TEAM	GP	G	A	PTS	PIM	TEAM	GP	G	A	PTS	PIM
Anaheim	1	0	0	0	0	New Jersey	5	1	0	1	2
Boston	5	0	1	1	2	NY Islanders	3	0	1	1	2
Buffalo	7	1	1	2	5	NY Rangers	5	1	0	1	2
Calgary	1	0	0	0	0	Ottawa	5	0	1	1	8
Chicago	3	0	0	0	2	Philadelphia	5	0	0	0	6
Colorado	3	0	0	0	4	Phoenix	3	0	1	1	7
Dallas	3	0	0	0	2	San Jose	2	0	0	0	0
Detroit	3	0	0	0	4	St. Louis	1	0	0	0	0
Edmonton	1	0	0	0	2	Tampa Bay	3	0	0	0	2
Florida	5	1	1	2	4	Toronto	3	1	0	1	7
Hartford	3	0	0	0	0	Vancouver	3	0	0	0	0
Los Angeles	3	0	0	0	2	Washington	4	0	0	0	2
Montreal	7	0	0	0	4	NHL TOTALS	87	5	6	11	69

CAREER



Played in a career-high 51 games in 1995-96, scoring his only goal on Oct. 28 at New Jersey vs Martin Brodeur...Was a plus or even player in 39 of his 51 games...Missed the final 21 games

of the regular season and the playoffs after undergoing shoulder surgery Mar. 21 to repair a dislocated shoulder...Played in eight playoff games for the Penguins in the 1995 Playoffs after being recalled from Cleveland...Played in 64 games for Cleveland in 1994-95, ranking second among defensemen with 38 points (7+31)...Was signed by the Penguins in Feb., 1994 and was assigned to Cleveland...Was the last player cut from the U.S. National Team, prior to the 1994 Olympics...Played two seasons at Boston College and was named Hockey East Co-Rookie of the Year in 1991-92...Ian and wife Britta were married in the summer of 1996.



AMATEUR & PROFESSIONAL RECORD

YEAR	CLUB	LEAGUE	REGULAR SEASON											PLAYOFFS					
			GP	G	A	PTS	PIM	+/-	PP	SH	GW	S	GP	G	A	PTS	PIM		
1990-91	Belmont Hill	US Prep	23	7	44	51	12	--	--	--	--	--	--	--	--	--	--	--	--
1991-92	Boston College (b)	HE	30	2	16	18	44	--	--	--	--	--	--	--	--	--	--	--	--
1992-93	Boston College	HE	31	8	12	20	32	--	--	--	--	--	--	--	--	--	--	--	--
1993-94	US National Team		50	8	15	23	69	--	--	--	--	--	--	--	--	--	--	--	--
1994-95	Cleveland	IHL	33	5	13	18	39	--	--	--	--	--	--	--	--	--	--	--	--
	Cleveland	IHL	64	7	31	38	94	--	--	--	--	--	4	0	1	1	2		
	PITTSBURGH	NHL	--	--	--	--	--	--	--	--	--	--	8	0	0	0	0		
1995-96	PITTSBURGH	NHL	51	1	1	2	47	-1	0	0	0	44	--	--	--	--	--	--	--
1996-97	Cleveland	IHL	36	6	23	29	--	--	--	--	--	--	--	--	--	--	--	--	--
	PITTSBURGH	NHL	36	4	5	9	22	-11	0	0	0	50	5	1	2	3	4		
NHL AND PGH TOTALS			87	5	6	11	69	-12	0	0	0	94	13	1	2	3	4		

a - June, 1990 - Drafted by Pittsburgh in 1990 Entry Draft. Fifth Penguins pick, 107th overall, sixth round
 b - Hockey East Co-Rookie of the Year (1991-92)



Petr Nedved 93

Center

HT/WT: 6'3" 195 lbs.

Shoots: Left

Age: 25

Born: Liberec, Czech Republic, December 9, 1971

Acquired: Traded by NY Rangers to Pittsburgh with Sergei Zubov for Luc Robitaille and Ulf Samuelsson August 31, 1995.

58

CAREER HIGHLIGHTS

MILESTONES ACHIEVED:

400th game (12/19/96 at St. Louis)
300th game (11/10/95 at San Jose)
300th point (12/26/96 vs Montreal)
200th point (12/28/95 vs Hartford)
100th goal (1/13/96 vs San Jose)
100th assist (12/5/95 at the Islanders)

MILESTONES WITHIN REACH (Current Total):

500th game (441); 200th goal (158), 200th assist (179)

FIRST NHL GAME:

Oct. 6, 1990 - in a 6-3 Vancouver win at Los Angeles.

FIRST NHL POINT:

Oct. 27, 1990 - a goal in a 4-2 Vancouver win at Hartford.

FIRST NHL GOAL:

Oct. 27, 1990 - in a 4-2 Vancouver win at Hartford vs Peter Sidorkiewicz.

MOST GOALS, GAME:

4 - Mar. 5, 1996 - in a 9-4 Penguins win vs Winnipeg.

MOST ASSISTS, GAME:

4 - Mar. 26, 1996 - in an 8-2 Penguins win at the Rangers.

MOST POINTS, GAME:

5 - two times - last Mar. 24, 1996 - in an 8-2 Penguins win at the Rangers (1g,4a).

MOST PENALTY MINUTES, GAME:

15 - two times - last - Mar. 26, 1993 in a 3-1 Vancouver loss vs Calgary.

1996-1997



Ranked fourth on the team in points (71) and goals (33), and was fifth in assists (38)...Ranked second on the team with 12 power play goals and tied for 10th in the league...Ranked third on the team with 26 power play points, tied for 17th in the league...Ranked second on the team and tied for 12th in the league with a 17.5% shooting percentage (33 goals on 189 shots)...Recorded 20 multi-point games...Had a season-high seven-game point streak from Jan. 25-Feb. 8, recording 11 points (6+5)...Also had a six-game streak, a five-game streak and three four-game streaks...Played in his 400th game Dec. 19 at St. Louis...Recorded his 300th point (an assist) Dec. 26 vs Montreal...Recorded a season-high three points Nov. 2 vs Ottawa (2+1); Dec. 3 at Hartford (1+2) and Dec. 11 at Anaheim (2+1)...Recorded four game-winning goals, fourth on the team...Missed eight games due to injury (bruised wrist - 3, bruised tailbone - 2, sprained wrist - 2, charley horse)...PLAY-OFFS: Tied for third on the team with three points (1+2) in the playoffs...Played in all five games vs Philadelphia...Recorded assists in Game One Apr. 17 and Game Two Apr. 19, and scored a short-handed goal in Game Four Apr. 23...Tied for the team lead with 12 penalty minutes.


CAREER SCORING VS NHL

TEAM	GP	G	A	PTS	PIM	TEAM	GP	G	A	PTS	PIM
Anahean	4	2	4	6	4	New Jersey	18	5	5	10	10
Boston	21	6	14	20	12	NY Islanders	20	5	6	11	16
Buffalo	24	8	10	18	20	NY Rangers	13	8	8	16	10
Calgary	23	7	6	13	29	Ottawa	17	12	8	20	8
Chicago	15	7	6	13	16	Philadelphia	20	4	7	11	16
Colorado	14	2	2	4	8	Phoenix	25	10	5	15	22
Dallas	16	4	9	13	8	Pittsburgh	10	3	1	4	2
Detroit	13	4	0	4	6	San Jose	18	8	6	14	12
Edmonton	22	8	11	19	18	St. Louis	14	7	5	12	10
Florida	12	3	8	11	8	Tampa Bay	16	5	6	11	20
Hartford	19	13	10	23	6	Toronto	13	2	7	8	8
Los Angeles	28	10	10	20	16	Vancouver	4	2	4	6	4
Montreal	23	9	17	26	6	Washington	20	4	4	8	27
						NHL TOTALS	441	158	179	337	320

THE PLAYERS

CAREER

Was acquired from the Penguins with Sergei Zubov for Luc Robitaille and Ulf Samuelsson Aug. 31, 1995...Set career-highs in goals (45), assists (54) and points (99) in his first season with the Penguins in 1995-96...Was tied for 13th in the league in points and 12th in goals...Had a plus-37 rating to lead the Penguins, which was tied for third in the league...Ranked second in the league with a 22.1% shooting percentage (45 goals on 204 shots)...Ranked second in the league with 76 even strength points and fourth with 36 even strength goals...Recorded his first career hat trick, scoring four goals Mar. 5 vs Winnipeg...Played in all 18 games in the 1996 Playoffs, recording a career-high in goals (10), assists (10), and points (20)...Tied for sixth in the league in scoring and was tied for fourth in goals...Scored the game-winning goal of the longest game in team history and the third longest game in NHL playoff history at 79:15 of overtime in Game Four Apr. 24 at Washington...Was acquired by the Rangers from St. Louis for Doug Lidster and Esa Tikkanen Jul. 24, 1994...Had 23 points (11+12) in 46 games for the Rangers in 1994-95...Played in all 10 games for the Rangers in the 1995 Playoffs, recording five points (3+2)...Played 19 games with St. Louis in 1993-94, recording 20 points (6+14)...Signed as a free agent by the Blues Mar. 6, 1994...Had six points (5+1) in eight games for Team Canada at the 1994 Winter Olympics in Lillehammer, Norway...Notched 71 points (38+33) in 1992-93 with Vancouver, ranking sixth on the team...Led the team with a plus-20 rating and was second in goals...Had a franchise record 15-game point streak from Nov. 19 to Dec. 27, recording 24 points (15+9)...Had 37 points (15+22) in 77 games with Vancouver in 1991-92...Played in 61 games in his initial season, 1990-91, recording 16 points (10+6)...Played the 1989-90 season with Seattle (WHL), establishing a WHL rookie record with 145 points (65+80)...Named the WHL's top rookie and Canadian Hockey's top rookie performer...Played midget hockey for Litvinov in 1988-89, recording 51 points (32+19) in 20 games...Led the Mac's midget tournament in scoring with 26 points (17+9) in nine games...Defected to Canada Jan. 2, 1989 while his teammates were traveling home from the tournament...Drafted by Vancouver in the first round (second overall) of the 1990 Entry Draft.



AMATEUR & PROFESSIONAL RECORD

YEAR	CLUB	LEAGUE	REGULAR SEASON										PLAYOFFS					
			GP	G	A	PTS	PIM	±	PP	SH	GW	S	GP	G	A	PTS	PIM	
1988-89	Litvinov	Czech Jr.	20	32	19	51	12	--	--	--	--	--	--	--	--	--	--	--
1989-90	Seattle (ab)	WHL	71	65	80	145	80	--	--	--	--	--	11	4	9	13	2	
1990-91	Vancouver	NHL	61	10	6	16	20	-21	1	0	0	97	6	0	1	1	0	
1991-92	Vancouver	NHL	77	15	22	37	36	-3	5	0	1	99	10	1	4	5	16	
1992-93	Vancouver	NHL	84	38	33	71	96	20	2	1	3	149	12	2	3	5	2	
1993-94	Canadian National Team		17	19	12	31	16	--	--	--	--	--	--	--	--	--	--	
	Canadian Olympic Team		8	5	1	6	6	--	--	--	--	--	--	--	--	--	--	
	St. Louis (c)	NHL	19	6	14	20	8	2	2	0	0	63	4	0	1	1	4	
1994-95	NY Rangers (de)	NHL	46	11	12	23	26	-1	1	0	3	123	10	3	2	5	6	
1995-96	PITTSBURGH	NHL	80	45	54	99	68	37	8	1	5	204	18	10	10	20	16	
1996-97	PITTSBURGH	NHL	74	33	38	71	66	1	12	3	4	197	5	1	2	3	12	
	NHL TOTALS		441	158	179	337	320	35	31	4	16	932	65	17	23	40	56	
	PGH TOTALS		154	78	92	170	134	38	20	4	9	401	23	11	12	23	28	

- a - June, 1990 - Drafted by Vancouver in 1990 Entry Draft. First Canucks pick, second overall, first round.
- b - Canadian Major Junior Rookie of the Year (1989-90)
- c - March 5, 1994 - Signed as a free agent by St. Louis
- d - July 24, 1994 - Traded to the NY Rangers by St. Louis for Esa Tikkanen and Doug Lidster
- e - August 31, 1995 - Traded to Pittsburgh by the NY Rangers for Sergei Zubov for Luc Robitaille and Ulf Samuelsson



Roman Oksiuta 20

Right Wing

HT/WT: 6'5" 226 lbs.

Shoots: Left

Age: 27

Born: Murmansk,
Russia, August 21, 1970

Acquired: Traded by
the Mighty Ducks of
Anaheim to Pittsburgh
for Richard Park Mar.
18, 1997.

60

CAREER HIGHLIGHTS

MILESTONES ACHIEVED:

100th Game (2/19/96 at Detroit)

MILESTONES WITHIN REACH (Current Total):

200th Game (153); 100th point (87)

FIRST NHL GAME:

Oct. 6, 1993 - in a 3-2 Edmonton win vs San Jose.

FIRST NHL POINT:

Oct. 8, 1993 - an assist in a 5-1 Edmonton win vs the Islanders.

FIRST NHL GOAL:

Feb. 6, 1994 - in a 5-2 Edmonton win vs Winnipeg vs Bob Essensa.

MOST GOALS, GAME:

2 - three times - last - Dec. 5, 1995 in a 6-2 Vancouver win vs. Edmonton

MOST ASSISTS, GAME:

2 - Eight times - last - Oct. 7, 1996 - in a 6-6 OT Anaheim tie at Montreal.

MOST POINTS, GAME:

3 - four times - last - Apr. 14, 1996 in a 5-2 Anaheim win vs Winnipeg

MOST PENALTY MINUTES, GAME:

12 - Dec. 18, 1995 - in a 4-2 Vancouver win at Colorado

1996-1997



Acquired from the Mighty Ducks of Anaheim for Richard Park Mar. 18...Played in his first game with the Penguins Mar. 20 vs Toronto...Scoreless in seven games with the Penguins...Recorded 13 points (6+7) in 28 games with Anaheim...Had three multi-point games with the Mighty Ducks...Two of his goals came on the power play...PLAYOFFS: Did not dress for a playoff game vs Philadelphia.

CAREER SCORING VS NHL


TEAM	GP	G	A	PTS	PIM	TEAM	GP	G	A	PTS	PIM
Anaheim	9	3	3	6	4	New Jersey	4	0	2	2	0
Boston	3	2	0	2	4	NY Islanders	3	0	1	1	0
Buffalo	2	0	1	1	2	NY Rangers	3	0	0	0	0
Calgary	14	4	2	6	10	Ottawa	1	0	0	0	2
Chicago	10	3	1	4	2	Philadelphia	3	0	2	2	0
Colorado	6	4	3	7	16	Phoenix	8	3	2	5	4
Dallas	10	3	2	5	0	Pittsburgh	2	0	2	2	0
Detroit	9	2	2	4	6	San Jose	13	3	4	7	18
Edmonton	8	2	2	4	6	St. Louis	10	5	3	8	6
Florida	4	0	1	1	0	Tampa Bay	4	2	3	5	8
Hartford	-	-	-	-	-	Toronto	9	2	1	3	2
Los Angeles	4	2	0	2	2	Vancouver	8	5	1	6	4
Montreal	5	1	3	4	2	Washington	1	0	0	0	2
						NHL TOTALS	153	46	41	87	100

THE PLAYERS

CAREER



Recorded career-highs in goals (23), assists (28), points (51), penalty minutes (60), power play goals (11) and shots (119) in 70 games with Vancouver and Anaheim in 1995-96... Played in 56 games with the Canucks, recording 39 points (16+23)... Was acquired by Anaheim from Vancouver for Mike Sillinger Mar. 15, 1996... Played in 14 games for the Mighty Ducks, recording 12 points (7+5)... Had a career-high nine-game point streak from Nov. 11-29 with Vancouver, recording 13 points (8+5)... Had 12 multi-point games... Recorded 20 points (16+4) in 38 games with Edmonton and Vancouver in 1994-95, his first full NHL season... Had 13 points (11+2) in 26 games with Edmonton... Was traded to Vancouver from Edmonton for Jiri Slegr Apr. 7, 1995... Had seven points (5+2) in 12 games with the Canucks... Ranked second among rookies and third in the league with a 23.9 shooting percentage... His six power play goals tied for third among rookies... Played in 10 playoff games with Vancouver in the 1995 Playoffs, recording five points (2+3)... Played 47 games in 1993-94 with Cape Breton (AHL), finishing sixth on the team with 53 points (31+22)... Recorded three points (1+2) in 10 games with Edmonton... Was traded to Edmonton with a third round pick in the 1993 Entry Draft from the Rangers for Kevin Lowe Dec. 11, 1992... Had 51 points (26+25) in 43 games with Cape Breton in 1992-93... Played with Khimik in the Russian League for six seasons (1987-92), recording 113 points (74+39) in 185 games... Played for the gold medal-winning Russian squad at the 1989 World Junior Championships at Anchorage, Alaska... Drafted by the New York Rangers in the 10th round (202nd overall) of the 1989 Entry Draft... Roman and wife Natalie, have a daughter Katya (5).



AMATEUR & PROFESSIONAL RECORD

YEAR	CLUB	LEAGUE	REGULAR SEASON											PLAYOFFS					
			GP	G	A	PTS	PIM	PP	SH	GW	S	GP	G	A	PTS	PIM			
1987-88	Khimik	USSR	11	1	0	1	4	---	---	---	---	---	---	---	---	---	---	---	---
1988-89	Khimik (a)	USSR	34	13	3	16	14	---	---	---	---	---	---	---	---	---	---	---	---
1989-90	Khimik	USSR	37	13	6	19	16	---	---	---	---	---	---	---	---	---	---	---	---
1990-91	Khimik	USSR	41	12	8	20	24	---	---	---	---	---	---	---	---	---	---	---	---
1991-92	Khimik	CIS	42	24	20	44	28	---	---	---	---	---	---	---	---	---	---	---	---
1992-93	Khimik	CIS	20	11	2	13	42	---	---	---	---	---	---	---	---	---	---	---	---
1993-94	Cape Breton	AHL	43	26	25	51	22	---	---	---	---	---	16	9	19	28	12	---	---
	Edmonton (b)	NHL	10	1	2	3	4	-1	0	0	0	18	---	---	---	---	---	---	---
1994-95	Cape Breton	AHL	47	31	22	53	90	---	---	---	---	---	4	2	2	4	22	---	---
	Cape Breton	AHL	25	9	7	16	20	---	---	---	---	---	---	---	---	---	---	---	---
	Edmonton	NHL	26	11	2	13	8	-14	5	0	0	52	---	---	---	---	---	---	---
1995-96	Vancouver (c)	NHL	12	5	2	7	2	2	1	0	1	15	10	2	3	5	0	---	---
	Vancouver	NHL	56	16	23	39	42	2	5	0	1	92	---	---	---	---	---	---	---
1996-97	Anaheim (d)	NHL	14	7	5	12	18	2	6	0	0	27	---	---	---	---	---	---	---
	Anaheim	NHL	26	6	7	13	22	-12	2	0	0	48	---	---	---	---	---	---	---
	Pittsburgh (e)	NHL	7	0	0	0	4	-4	0	0	0	10	---	---	---	---	---	---	---
NHL TOTALS			153	46	41	87	100	-25	19	0	2	262	10	2	3	5	0	---	---
PGH TOTALS			7	0	0	0	4	-4	0	0	0	10	---	---	---	---	---	---	---

a- Drafted by New York Rangers in the 1989 Entry Draft. Rangers 11th pick, 202nd overall, 10th round.
 b- Traded to Edmonton by NY Rangers with NY Rangers third round choice in 1993 Entry Draft for Kevin Lowe, December 11, 1992.
 c- Traded to Vancouver by Edmonton for Jiri Slegr, April 7, 1995.
 d- Traded to Anaheim by Vancouver for Mike Sillinger, March 15, 1996.



Fredrik Olausson

23

Defense

HT/WT: 6'0" 198lbs.

Shoots: Right

Age: 30

Born: Dadsejo, Sweden, October 5, 1966

Acquired: Traded by the Mighty Ducks of Anaheim to Pittsburgh with Alex Hicks for Shawn Antoski and Dmitri Mironov Nov. 19, 1996.

MILESTONES ACHIEVED:

- 700th game (3/20/97 vs Toronto)
- 600th game (12/27/95 vs Philadelphia)
- 100th goal (11/22/96 at Hartford)
- 300th assist (4/12/96 vs Dallas)
- 400th point (10/7/96 at Montreal)

MILESTONES WITHIN REACH (Current Total):

500th point (435)

FIRST NHL GAME:

Oct. 9, 1986 - in a 3-2 Winnipeg win vs Buffalo

FIRST NHL POINT:

Oct. 16, 1986 - an assist in a 4-4 Winnipeg tie at Hartford

FIRST NHL GOAL:

Nov. 1, 1986 - in a 7-4 Winnipeg loss at the Islanders vs Kelly Hrudey

MOST GOALS, GAME:

2 - Eight times - last - Apr. 11, 1993 - in a 7-5 Winnipeg win at Edmonton

MOST ASSISTS, GAME:

4 - Two times - last - Oct. 14, 1992 - in a 7-3 Winnipeg win vs Edmonton

MOST POINTS, GAME:

5 - Oct. 14, 1992 - in a 7-3 Winnipeg win vs Edmonton (1g,4a)

MOST PENALTY MINUTES, GAME:

6 - Jan. 8, 1989 - in a 4-4 Winnipeg tie vs Los Angeles.

1996-1997



Acquired by the Penguins from Anaheim with Alex Hicks for Shawn Antoski and Dmitri Mironov Nov. 19... Played in 51 games with the Penguins, recording 27 points (7+20)... Was a plus-21 with the Penguins and was a plus-or-even player in 39 of his 51 games with the Penguins... Scored his first goal as a Penguin, his 100th career goal, in his second game, Nov. 22 at Hartford... Had a three-game point streak from Dec. 28 to Jan. 2, recording four points (2+2)... Scored the game-winning goal in overtime, Mar. 8 vs Philadelphia... Played in his 700th career game Mar. 20 vs Toronto... Recorded 11 points (2+9) in 11 games with Anaheim... Had a season-high four-game point streak with the Mighty Ducks from Oct. 30-Nov. 6, recording seven points (1+6)... Missed 12 games with the Penguins due to injury (fractured cheekbone - 9, groin -3)... **PLAYOFFS:** Played in four of the Penguins five playoff games vs Philadelphia... Missed Game One Apr. 17 at Philadelphia due to injury... Recorded an assist, his first playoff point as a Penguin, in Game Five at Philadelphia, Apr. 26... Was his first playoff appearance since 1993 with Winnipeg.


CAREER SCORING VS NHL

TEAM	GP	G	A	PTS	PIM	TEAM	GP	G	A	PTS	PIM
Anaheim	11	1	1	2	2	New Jersey	22	3	14	17	10
Boston	23	4	13	17	8	NY Islanders	22	1	11	12	2
Buffalo	22	4	7	11	2	NY Rangers	21	2	9	11	8
Calgary	60	11	27	38	22	Ottawa	7	0	2	2	0
Chicago	31	5	9	14	12	Philadelphia	26	3	12	15	12
Colorado	29	6	17	23	4	Phoenix	11	2	3	5	4
Dallas	30	3	12	15	16	Pittsburgh	22	6	8	14	14
Detroit	29	2	21	23	14	San Jose	25	2	20	22	16
Edmonton	46	4	22	26	30	St. Louis	30	2	12	14	22
Florida	6	0	0	0	0	Tampa Bay	11	0	6	6	10
Hartford	24	3	12	15	10	Toronto	30	7	13	20	14
Los Angeles	64	17	31	48	40	Vancouver	57	10	25	35	16
Montreal	27	6	13	19	6	Washington	25	2	9	11	12
						NHL TOTALS	711	106	329	435	306

CAREER



Played in his 10th NHL season in 1995-96, recording 24 points (2+22) in 56 games...Had six assists in 20 games with Edmonton before being claimed by Anaheim off NHL waivers, Jan. 16...Recorded 14 of his 22 assists on the power play...Recorded 10 assists in 33 games with Edmonton in 1994-95...Played in 18 games with Winnipeg in 1993-94, recording seven points (2+5), before being acquired by Edmonton with a seventh round draft choice in 1994 for Edmonton's third round draft choice in 1994...Played 55 games with Edmonton, recording 28 points (9+19)...Finished sixth on Winnipeg in scoring in 1992-93 with 57 points (16+41) in 68 games...Ranked third on the Jets in scoring in 1991-92 with 62 points (20+42)...His 20 goals and 62 points were career-highs...Had a career-high 47 assists in 1988-89 with Winnipeg...Named to the Swedish National League's All-Star Team in 1985-86...Recorded 17 points (5+12) in 33 games for Farjestad that season...Was drafted by Winnipeg in the fourth round (81st overall) of the 1985 Entry Draft...Fredrik and wife Carina have three daughters, Paulina (7), Nicole (5) and Amanda (1).



AMATEUR & PROFESSIONAL RECORD

YEAR	CLUB	LEAGUE	REGULAR SEASON											PLAYOFFS				
			GP	G	A	PTS	PIM	+	-	PP	SH	GW	S	GP	G	A	PTS	PIM
1986-87	Winnipeg	NHL	72	7	29	36	24	-3	--	--	--	--	10	2	3	5	4	
1987-88	Winnipeg	NHL	38	5	10	15	18	3	--	--	--	--	5	1	1	2	0	
1988-89	Winnipeg	NHL	75	15	47	62	32	6	--	--	--	--	--	--	--	--	--	
1989-90	Winnipeg	NHL	77	9	46	55	32	-1	--	--	--	--	7	0	2	2	2	
1990-91	Winnipeg	NHL	71	12	29	41	24	-22	--	--	--	--	--	--	--	--	--	
1991-92	Winnipeg	NHL	77	20	42	62	34	-31	13	1	2	227	7	1	5	6	4	
1992-93	Winnipeg	NHL	68	16	41	57	22	-4	11	0	3	165	6	0	2	2	2	
1993-94	Winnipeg	NHL	18	2	5	7	10	-3	1	0	0	41	--	--	--	--	--	
	Edmonton (a)	NHL	55	9	19	28	20	-4	6	0	0	56	--	--	--	--	--	
1994-95	Edmonton	NHL	33	0	10	10	20	-4	0	0	0	52	--	--	--	--	--	
1995-96	Edmonton	NHL	20	0	6	6	14	-14	0	0	0	20	--	--	--	--	--	
	Anaheim (b)	NHL	36	2	16	18	24	7	1	0	0	63	--	--	--	--	--	
1996-97	Anaheim (c)	NHL	20	2	9	11	8	-5	1	0	0	35	--	--	--	--	--	
	PITTSBURGH	NHL	51	7	20	27	24	21	2	0	3	75	4	0	1	1	0	
	NHL TOTALS		711	106	329	435	306	-54	--	--	--	39	4	14	18	12		
	PGH TOTALS		51	7	20	27	24	21	2	0	3	75	4	0	1	1	0	

(a) - Traded to Edmonton by Winnipeg with Winnipeg's seventh round choice in 1994 Entry Draft for Edmonton's third round choice in 1994 Entry Draft, Dec. 6, 1993.

(b) - Claimed on waivers by Anaheim from Edmonton, Jan. 16, 1996.

(c) - Traded to Pittsburgh by Anaheim with Anaheim's 11th round choice in 1996 Entry Draft for Pittsburgh's 11th round choice in 1996 Entry Draft, Dec. 19, 1995.



Eddie Olczyk 16

Center/Right Wing

HT/WT: 6'1" 207 lbs.

Shoots: Left

Age: 31

Born: Chicago, Illinois,
August 16, 1966

Acquired: Traded by
Los Angeles to
Pittsburgh for Glen
Murray March 18, 1997.

64

CAREER HIGHLIGHTS

MILESTONES ACHIEVED:

800th game (4/10/96 at Detroit)
700th game (12/13/93 vs Buffalo)
700th point (11/14/96 vs Toronto)
600th point (2/20/93 at San Jose)
300th goal (11/14/96 vs Toronto)
200th goal (3/10/91 vs New Jersey)
400th assist (11/4/96 at Boston)

MILESTONES WITHIN REACH (Current Total):

900th game (881);
800th point (743)

FIRST NHL GAME:

Oct. 11, 1984 - in a 7-3 Chicago win vs Detroit.

FIRST NHL POINT:

Oct. 11, 1984 - a goal in a 7-3 Chicago win vs Detroit.

FIRST NHL GOAL:

Oct. 11, 1984 - in a 7-3 Chicago win vs Detroit vs Greg Stefan.

MOST GOALS, GAME:

3 - five times - last - Jan. 7, 1997 - in a 6-2 Los Angeles win vs Vancouver

MOST ASSISTS, GAME:

5 - Nov. 4, 1987 - in a 7-3 Toronto win vs Winnipeg.

MOST POINTS, GAME:

6 - two times - last - Dec. 21, 1991 - in a 7-2 Winnipeg win vs Calgary (2g,4a).

MOST PENALTY MINUTES, GAME:

27 - Jan. 11, 1987 - in a 5-3 Chicago win vs Detroit

1996-1997



Acquired by the Penguins from Los Angeles for Glen Murray Mar. 18...Had 11 points (4+7) in 12 games with the Penguins...Recorded two assists, his first points with the Penguins, Mar. 26 at Montreal...Scored his first goal with the Penguins Mar. 29 vs Los Angeles...Finished the season on a four-game point streak from Apr. 8-13, recording seven points (3+4)...Had four multi-point games with the Penguins, including one multi-goal game...Prior to the trade, recorded 44 points (21+23) in 67 games with Los Angeles...Recorded his 400th assist Nov. 4 at Boston...Scored his 300th goal Nov. 14 vs Toronto...Notched his fifth career hat trick Jan. 7 vs Vancouver...Had a season-high nine-game point streak from Feb. 20-Mar. 10, recording 12 points (4+8)...Had nine-multi-point games with the Kings, including one multi-goal game...Had six game-winning goals, five with Los Angeles and one with the Penguins...PLAYOFFS: Played in all five games vs Philadelphia, scoring one goal and tying for the team lead with 12 penalty minutes...Played in his 50th career playoff game in Game Four vs Philadelphia Apr. 23...Scored his first playoff goal as a Penguin, short-handed, in that game...Was also the Penguins only game-winning goal of the playoffs.

CAREER SCORING VS NHL

TEAM	GP	G	A	PTS	PIM	TEAM	GP	G	A	PTS	PIM
Anaheim	8	2	2	4	12	New Jersey	34	17	17	34	19
Boston	31	13	11	24	12	NY Islanders	32	12	16	28	46
Buffalo	31	5	5	10	20	NY Rangers	28	13	20	33	28
Calgary	43	21	24	45	36	Ottawa	8	3	5	8	4
Chicago	44	14	27	41	26	Philadelphia	31	12	14	26	22
Colorado	33	11	19	30	22	Phoenix	23	6	11	17	18
Dallas	62	25	28	53	53	Pittsburgh	31	6	14	20	54
Detroit	68	27	29	56	38	San Jose	17	7	10	17	6
Edmonton	47	19	20	39	40	St. Louis	67	28	36	64	100
Florida	10	2	3	5	16	Tampa Bay	11	1	4	5	8
Hartford	31	10	18	28	27	Toronto	37	13	21	34	28
Los Angeles	40	17	23	40	44	Vancouver	44	18	24	42	27
Montreal	34	8	12	20	18	Washington	36	9	11	20	36
						NHL TOTALS	881	319	424	743	798

CAREER

Completed his 12th NHL season in 1995-96, finishing second in goals for Winnipeg with 27, despite missing 31 games with injuries...Ranked seventh on the team with 49 points... Scored 16 of his 27 goals on the power play to rank second on the team...Played in his 800th game Apr. 10 at Detroit... Had three points (1+2) in six games vs Detroit in the 1996 Playoffs... Totaled 13 points (4+9) in 33 games with Winnipeg and the Rangers in 1994-95... Was reacquired by Winnipeg from the Rangers for a fifth round pick in the 1995 Entry Draft Apr. 7, 1995... Was a member of the 1994 Stanley Cup Champion New York Rangers, recording eight points (3+5) in 37 games... Missed 23 games due to a thumb injury... Began the 1992-93 season with Winnipeg, recording 20 points (8+12) in 25 games... Was traded to the Rangers for Kris King and Tie Domi Dec. 28, 1992... Recorded 29 points (13+16) in 46 games with the Rangers, including his 600th career point Feb. 20 at San Jose... Played for the U.S. team at the 1993 World Championships in Munich, Germany... Led Winnipeg with 32 goals in 1991-92, his fifth straight 30-or-more goal season... Ranked second on the team with 65 points... Began the 1990-91 season with Toronto, recording 14 points (4+10) in 18 games before being traded to Winnipeg with Mark Osborne for Dave Ellett and Paul Fenton Nov. 11... Recorded 57 points (26+31) in 61 games with Winnipeg... Scored his 200th goal and 500th point Mar. 10 vs New Jersey... Was a member of the 1991 U.S. team at the 1991 Canada Cup... Ranked third on Toronto in scoring with 88 points in 1989-90, setting a career-high with 56 assists... Had a career-high 18-game point streak, recording 28 points (11+17)... Recorded a career-high 90 points with Toronto in 1988-89... Led Toronto in goals (38), assists (52), points (90), power play goals (11) and shots (249)... Was traded to Toronto by Chicago with Al Secord for Rick Vaive, Steve Thomas and Bob McGill, Sept. 3, 1987... Led Toronto with 42 goals and 75 points in 1987-88, establishing a career-high in goals... Was the youngest player in the NHL in 1984-85 at 18 years of age... Recorded 50 points (20+30) for Chicago, finishing 10th among rookies in points... Scored his first NHL goal in his first game before his hometown crowd at Chicago Stadium Oct. 11 vs Detroit... Ranked second among rookies in playoff scoring with 11 points (6+5)... Played for the U.S. National and Olympic teams in 1983-84 and was the youngest member of the Olympic team... Drafted by Chicago in the first round (third overall) in the 1984 Entry Draft... Only Mario Lemieux and Kirk Muller were drafted ahead of him... Eddie and wife Diana have three sons Eddie (8), Tommy (7) and Nicholas (1) and a daughter Alexandria (2).



THE PLAYERS

AMATEUR & PROFESSIONAL RECORD

YEAR	CLUB	LEAGUE	REGULAR SEASON											PLAYOFFS			
			GP	G	A	PTS	PIM	+	-	PP	SH	GW	S	GP	A	PTS	PIM
1983-84	US National Team		62	21	47	68	36	--	--	--	--	--	--	--	--	--	--
1984-85	Chicago	NHL	70	20	30	50	67	--	--	--	--	--	15	6	5	11	11
1985-86	Chicago	NHL	79	29	50	79	47	--	--	--	--	--	3	0	0	0	0
1986-87	Chicago	NHL	79	16	35	51	119	--	--	--	--	--	4	1	1	2	4
1987-88	Toronto (a)	NHL	80	42	33	75	55	--	--	--	--	--	6	5	4	9	2
1988-89	Toronto	NHL	80	38	52	90	75	--	--	--	--	--	--	--	--	--	--
1989-90	Toronto	NHL	79	32	56	88	78	--	--	--	--	--	5	1	2	3	14
1990-91	Toronto	NHL	18	4	10	14	13	--	--	--	--	--	--	--	--	--	--
	Winnipeg (b)	NHL	61	26	31	57	69	--	--	--	--	--	--	--	--	--	--
1991-92	Winnipeg	NHL	64	32	33	65	67	11	12	0	7	245	6	2	1	3	4
1992-93	Winnipeg	NHL	25	8	12	20	26	-11	2	0	0	81	--	--	--	--	--
	NY Rangers (c)	NHL	46	13	16	29	26	9	0	0	1	109	--	--	--	--	--
1993-94	NY Rangers	NHL	37	3	5	8	28	-1	0	0	1	40	1	0	0	0	0
1994-95	NY Rangers	NHL	20	2	1	3	4	-2	1	0	0	29	--	--	--	--	--
	Winnipeg (d)	NHL	13	2	8	10	8	1	1	0	0	27	--	--	--	--	--
1995-96	Winnipeg (e)	NHL	51	27	22	49	65	0	16	0	1	147	6	1	2	3	6
1996-97	Los Angeles	NHL	67	21	23	44	45	-22	5	1	5	166	--	--	--	--	--
	PITTSBURGH (f)	NHL	12	4	7	11	6	8	0	0	1	25	5	1	0	1	12
	NHL TOTALS		881	319	424	743	798	--	--	--	--	51	17	15	32	53	
	PGH TOTALS		12	4	7	11	6	8	0	0	1	25	5	1	0	1	12

- (a)- Traded to Toronto by Chicago with Al Secord for Rick Vaive, Steve Thomas and Bob McGill, Sept. 3, 1987.
 (b)- Traded to Winnipeg by Toronto with Mark Osborne for Dave Ellett and Paul Fenton, Nov. 10, 1990.
 (c)- Traded to NY Rangers by Winnipeg for Kris King and Tie Domi, Dec. 28, 1992.
 (d)- Traded to Winnipeg by NY Rangers for Winnipeg's fifth round choice in 1995 Entry Draft, April 7, 1995.
 (e)- Signed as free agent by Los Angeles, July 6, 1996.

CAREER HIGHLIGHTS



**Dave
Roche**

51

Left Wing

HT/WT: 6'4" 234 lbs.

Shoots: Left

Age: 22

Born: Lindsay, Ontario,
June 13, 1975

Acquired: Pittsburgh's
third round choice,
62nd overall, in 1993
Entry Draft

MILESTONES ACHIEVED:

100th game (12/15/96 at Chicago)

MILESTONES WITHIN REACH (Current Total):

200th game (132)

FIRST NHL GAME:

Oct. 7, 1995 - in an 8-3 Penguins win vs Toronto

FIRST NHL POINT:

Oct. 28, 1995 - an assist in a 5-3 Penguins win at
New Jersey

FIRST NHL GOAL:

Nov. 14, 1995 - in a 4-2 Penguins win vs Dallas vs
Darcy Wakaluk

MOST GOALS, GAME:

1 - 12 times - last - Mar. 22, 1997 - in a 3-2 Penguins
loss vs New Jersey.

MOST ASSISTS, GAME:

2 - Mar. 7, 1996 - in a 5-1 Penguins win vs Ottawa.

MOST POINTS, GAME:

2 - Feb. 27, 1996 - in a 7-4 Penguins win at
Vancouver (1g,1a); Mar. 7, 1996 - in a 5-1 Penguins
win vs Ottawa.

MOST PENALTY MINUTES, GAME:

17 - Feb. 12, 1997 - in a 5-1 Penguins loss vs the
Islanders.

1996-1997



Played in 61 games with the Penguins, recording 10 points (5+5)...Led the team with a career-high 155 penalty minutes...Played in his 100th career game Dec. 15 at Chicago...Scored two power play goals, Oct. 22 at Edmonton and Feb. 8 vs Detroit...Finished the season with three power play points (2+1)...Was assigned to Cleveland (IHL) Feb. 25...Recalled from Cleveland Mar. 18...Played in five games, scoring one goal, before being assigned to Cleveland Mar. 28...Played in 18 games with the Lumberjacks, recording 10 points, and 25 penalty minutes...Played in 13 playoff games for Cleveland, recording nine points (6+3) and 87 penalty minutes...Scored two game-winning goals in overtime.

CAREER SCORING VS NHL


TEAM	GP	G	A	PTS	PIM	TEAM	GP	G	A	PTS	PIM
Anaheim	4	0	0	0	0	New Jersey	5	1	1	2	0
Boston	4	0	1	1	9	NY Islanders	5	0	2	2	39
Buffalo	9	1	0	1	21	NY Rangers	7	0	1	1	19
Calgary	4	1	0	1	2	Ottawa	9	1	2	3	16
Chicago	4	0	0	0	0	Philadelphia	7	0	0	0	25
Colorado	3	0	0	0	21	Phoenix	3	0	0	0	5
Dallas	3	1	0	1	5	San Jose	4	0	1	1	9
Detroit	3	2	0	2	0	St. Louis	4	0	0	0	7
Edmonton	4	1	1	2	2	Tampa Bay	7	1	1	2	22
Florida	4	1	0	1	16	Toronto	4	0	1	1	13
Hartford	10	0	0	0	21	Vancouver	4	1	1	2	5
Los Angeles	3	1	0	1	5	Washington	8	0	0	0	2
Montreal	10	0	0	0	21	NHL TOTALS	132	12	12	24	285

CAREER



Led Penguins rookies in goals (7), assists (7), points (14), shots (65) and games (71) in 1995-96... Tied for third on the team with 130 penalty minutes... Played in his first NHL game Oct. 7 vs Toronto... Scored his first

goal Nov. 14 vs Dallas (Darcy Wakaluk)... Scored the game-winning goal Jan. 2 vs Ottawa... Recorded two multi-point games and had points in back-to-back games twice... Had 17 fighting majors during the season... Missed seven games with injuries (ankle -3, ear -2, shoulder-2)... Tied for the league lead among rookies with nine points (2+7) in the 1996 Playoffs... Ranked second among rookies with seven playoff assists... Tied for sixth on the team in points... Won the Edward J. DeBartolo Award in 1995-96 as the Penguins player who donated the most time during the season to community and charity projects... In 1994-95, ranked seventh in the OHL with 114 points (55+59) for Windsor... Tied for second in the league with 55 goals... Recorded 37 points (15+22) in 34 games at Peterborough (OHL) in 1993-94... Was traded to Windsor and recorded 34 points (14+20) in 29 games... In 1992-93, ranked third on Peterborough in points (99) and goals (40)... Helped the Petes to their second straight division title and a berth in the Memorial Cup... Recorded 27 points (10+17) and 134 penalty minutes in his first OHL season, 1991-92... Was drafted by the Penguins in the third round (62nd overall) of the 1993 Entry Draft.



AMATEUR & PROFESSIONAL RECORD

YEAR	CLUB	LEAGUE	REGULAR SEASON											PLAYOFFS				
			GP	G	A	PTS	PIM	+	PP	SH	GW	S	GP	G	A	PTS	PIM	
1991-92	Peterborough	OHL	62	10	17	27	134	--	--	--	--	--	10	0	0	0	34	
1992-93	Peterborough (a)	OHL	56	40	60	100	105	--	--	--	--	21	14	15	29	42		
1993-94	Peterborough	OHL	34	15	22	37	127	--	--	--	--	--	--	--	--	--		
	Windsor	OHL	29	14	20	34	73	--	--	--	--	4	1	1	2	15		
1994-95	Windsor	OHL	66	55	59	114	180	--	--	--	--	10	9	6	15	16		
1995-96	PITTSBURGH	NHL	71	7	7	14	130	-5	0	0	1	65	16	2	7	9	26	
1996-97	PITTSBURGH	NHL	61	5	5	10	155	-13	2	0	0	53	--	--	--	--		
	Cleveland	IHL	18	5	5	10	25	--	--	--	--	13	6	3	9	87		
NHL AND PGH TOTALS			132	12	12	24	285	-18	2	0	1	118	16	2	7	9	26	

a - June, 1993 - Drafted by Pittsburgh in 1993 Entry Draft. Third Penguins pick, 62nd overall, third round.

CAREER HIGHLIGHTS



Jiri Slegr 71

Defense

HT/WT: 6'0" 217 lbs.

Shoots: Left

Age: 26

Born: Jihlava, Czech Republic, May, 30, 1971

Acquired: Rights acquired by Pittsburgh from Edmonton for third round pick in 1998 Entry Draft, August 12, 1997

MILESTONES ACHIEVED:

200th game (3/29/96 vs Winnipeg)

MILESTONES WITHIN REACH (Current Total):

100th point (93); 100th assist (78)

FIRST NHL GAME:

Oct. 6, 1992 in a 5-4 Vancouver win at Edmonton.

FIRST NHL POINT:

Nov. 21, 1992 - an assist in a 9-0 Vancouver win vs Edmonton.

FIRST NHL GOAL:

Dec. 27, 1992 - in a 5-2 Vancouver win vs Montreal vs Patrick Roy.

MOST GOALS, GAME:

1 - 15 times - last - Dec. 27, 1995 - in an 3-2 Edmonton win vs Philadelphia.

MOST ASSISTS, GAME:

3 - three times - last - Dec. 23, 1993 in a 4-3 Vancouver win vs Calgary.

MOST POINTS, GAME:

3 - three times - last - Dec. 23, 1993 - in a 4-3 Vancouver win vs Calgary (3a).

MOST PENALTY MINUTES, GAME:

19 - Apr. 1, 1993 - in a 5-3 Vancouver win at Tampa Bay.

1996-1997



Played in 30 games for Sodertalje in Sweden, recording 18 points (4+14) and 62 penalty minutes in 30 games...Ranked second on the team among defensemen in points and seventh overall...His 62 penalty minutes led the team...Represented the Czech Republic at the World Championships...Rights were acquired by the Penguins from Edmonton for a third round choice in 1998 Entry Draft...Signed by the Penguins Sept. 2...PLAYOFFS: Sodertalje did not make the playoffs.


CAREER SCORING VS NHL

TEAM	GP	G	A	PTS	PIM	TEAM	GP	G	A	PTS	PIM
Anaheim	10	0	3	3	12	New Jersey	4	0	0	0	2
Boston	4	1	2	3	2	NY Islanders	3	0	1	1	2
Buffalo	4	0	2	2	4	NY Rangers	5	0	1	1	25
Calgary	18	2	8	10	14	Ottawa	4	1	2	3	2
Chicago	6	0	0	0	4	Philadelphia	4	1	1	2	0
Colorado	6	0	1	1	2	Phoenix	15	1	5	6	27
Dallas	8	2	2	4	6	Pittsburgh	4	1	3	4	0
Detroit	11	1	2	3	8	San Jose	18	0	9	9	29
Edmonton	13	1	9	10	29	St. Louis	12	1	5	6	25
Florida	3	0	0	0	2	Tampa Bay	5	0	0	0	35
Hartford	4	0	1	1	2	Toronto	11	1	4	5	18
Los Angeles	18	1	9	10	45	Vancouver	7	0	4	4	4
Montreal	5	1	1	2	6	Washington	5	0	3	3	10
						NHL TOTALS	207	15	78	93	315

CAREER



Finished fourth in scoring among Oilers defensemen with 17 points (4+13) in 57 games in 1995-96... Missed 19 games (Dec. 29 to Feb. 18) due to a third degree sprain of the medial collateral ligament in his left knee Dec. 27 at Philadelphia... Activated Feb. 19 and assigned to Cape Breton (AHL)... Played four games with Cape Breton, recording three points (1+2)... Played in his 200th game Mar. 29 vs Winnipeg... Began the 1994-95 season with Vancouver, recording six points (1+5) in 19 games before being traded to Edmonton Apr. 7 for Roman Oksiuta... Appeared in 12 games with Edmonton, recording six points (1+5) in 12 games... Scored his first goal as an Oiler on the power play Apr. 21 at Los Angeles... Recorded a career-high 38 points (5+33) in 78 games with Vancouver in 1993-94... Was third in scoring among Vancouver defensemen... Ranked second on the team with 19 power play assists and sixth on the team with 20 power play points... In 1992-93, finished third in scoring among defensemen with 26 points (4+22), despite playing in just 41 games... Helped Czechoslovakia to a bronze medal at the 1992 Winter Olympics in Albertville, France... Attended Vancouver's 1990 training camp before returning to Czechoslovakia where he recorded 47 points in 47 games... His 36 assists in 1990-91 led the league... Named best defenseman at the 1991 World Junior Championships in Saskatoon, recording nine assists in seven games, leading Czechoslovakia to a bronze medal... Also won a bronze medal in the 1990 World Junior Championships, along with teammates Jaromir Jagr, Robert Reichel and Bobby Holik... Was selected to the 1990 All-Star team, scoring seven points (3+4) in seven games... Became a regular on the Czechoslovakian national team in 1989 at the age of 18... Began playing for Litvinov in the Czech Elite League at the age of 16... Jiri and wife Katka spend their summers in Canada and the Czech Republic.



AMATEUR & PROFESSIONAL RECORD

YEAR	CLUB	LEAGUE	REGULAR SEASON										PLAYOFFS					
			GP	G	A	PTS	PIM	+/-	PP	SH	GW	S	GP	G	A	PTS	PIM	
1987-88	Litvinov	Czech.	4	1	1	2	0	---	---	---	---	---	---	---	---	---	---	---
1988-89	Litvinov (a)	Czech	8	0	0	0	4	---	---	---	---	---	---	---	---	---	---	---
1989-90	Litvinov	Czech.	51	4	15	19	---	---	---	---	---	---	---	---	---	---	---	---
1990-91	Litvinov	Czech.	47	11	36	47	26	---	---	---	---	---	---	---	---	---	---	---
1991-92	Litvinov	Czech.	42	9	23	32	38	---	---	---	---	---	---	---	---	---	---	---
1992-93	Vancouver	NHL	41	4	22	26	109	0	0	0	0	5	5	0	3	3	4	
	Hamilton	AHL	21	4	14	18	42	---	---	---	---	---	---	---	---	---	---	---
1993-94	Vancouver	NHL	78	5	33	38	86	0	1	0	0	160	---	---	---	---	---	
1994-95	Litvinov	Czech.	11	3	10	13	80	---	---	---	---	---	---	---	---	---	---	---
	Vancouver	NHL	19	1	5	6	32	0	0	0	1	42	---	---	---	---	---	
	Edmonton (b)	NHL	12	1	5	6	14	-5	1	0	0	27	---	---	---	---	---	
1995-96	Edmonton	NHL	57	4	13	17	74	-1	0	1	1	91	---	---	---	---	---	
	Cape Breton	AHL	4	1	2	3	4	---	---	---	---	---	---	---	---	---	---	---
1996-97	Sodertalje (c)	Sweden	30	4	14	18	62	---	---	---	---	---	---	---	---	---	---	---
	NHL TOTALS		207	15	78	93	315	-6	2	1	2	325	---	---	---	---	---	---

(a)- Drafted by Vancouver in 1992 Entry Draft. Third Canucks pick, 23rd overall, 2nd round.

(b)- Traded to Edmonton by Vancouver for Roman Oksiuta, Apr. 7, 1995.

(c)- Rights acquired by Pittsburgh from Edmonton for third round pick in 1998 Entry Draft. Aug. 12, 1997.



Alek Stojanov

25

Left Wing

HT/WT: 6'4" 236 lbs.

Shoots: Left

Age: 24

Born: Windsor, Ontario,
April 25, 1973

Acquired: Traded by
Vancouver to Pittsburgh
for Markus Naslund
March 20, 1996.

MILESTONES ACHIEVED:

100th game (12/23/96 at Toronto)

FIRST NHL GAME:

Apr. 20, 1995 - in a 2-2 Vancouver tie vs Calgary.

FIRST NHL POINT:

Jan. 13, 1996 - an assist in a 5-2 Vancouver win at Toronto.

FIRST NHL GOAL:

Mar. 24, 1996 - in an 8-2 Penguins win at the Rangers vs Glenn Healy.

MOST GOALS, GAME:

1 - Mar. 24, 1996 - in an 8-2 Penguins win at the Rangers; Dec. 17, 1996 - in a 6-4 Penguins loss vs Boston.

MOST ASSISTS, GAME:

2 - Dec. 6, 1996 - in a 5-3 Penguins win at Washington.

MOST POINTS, GAME:

2 - Dec. 6, 1996 - in a 5-3 Penguins win at Washington (2a).

MOST PENALTY MINUTES, GAME:

20 - Oct. 19, 1996 - in a 2-1 Penguins win vs Washington.

1996-1997



Scored a career-high five points (1+4) in 35 games...Recorded two assists Dec. 6 at Washington, his first career multi-point game...Scored his only goal of the season Dec. 17 vs Boston...Missed 44 games due to injury or illness (cracked rib - 2, flu - 3, head and shoulder - 21, groin - 18)...PLAYOFFS: Did not play in the 1997 Playoffs due to a groin injury.

CAREER SCORING VS NHL

TEAM	GP	G	A	PTS	PIM	TEAM	GP	G	A	PTS	PIM
Anaheim	5	0	0	0	19	New Jersey	4	0	0	0	0
Boston	4	1	0	1	0	NY Islanders	4	0	0	0	10
Buffalo	5	0	0	0	11	NY Rangers	4	1	0	1	9
Calgary	3	0	0	0	9	Ottawa	6	0	1	1	5
Chicago	6	0	0	0	24	Philadelphia	4	0	0	0	7
Colorado	4	0	0	0	2	Phoenix	4	0	0	0	0
Dallas	3	0	0	0	11	Pittsburgh	2	0	0	0	0
Detroit	5	0	0	0	2	San Jose	5	0	0	0	15
Edmonton	5	0	0	0	6	St. Louis	7	0	0	0	12
Florida	4	0	0	0	4	Tampa Bay	2	0	0	0	9
Hartford	4	0	0	0	12	Toronto	4	0	1	1	4
Los Angeles	3	0	0	0	12	Vancouver	1	0	0	0	0
Montreal	3	0	0	0	0	Washington	6	0	3	3	39
						NHL TOTALS	107	2	5	7	222

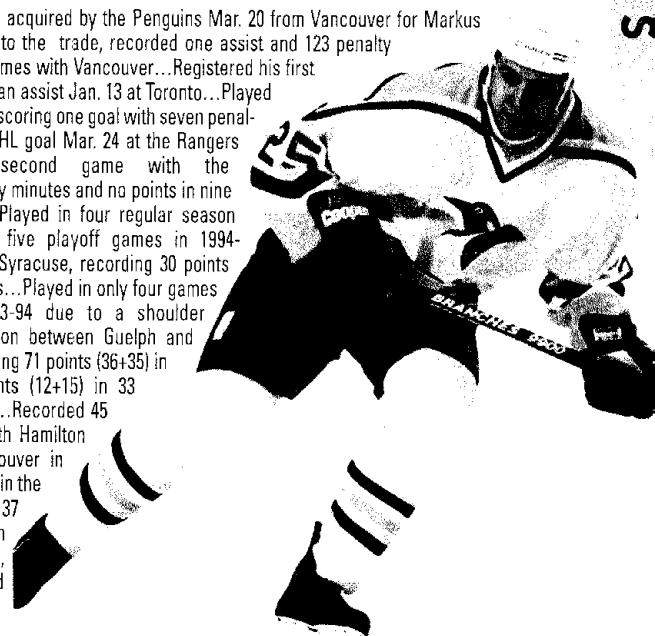
CAREER



In 1995-96, was acquired by the Penguins Mar. 20 from Vancouver for Markus Naslund...Prior to the trade, recorded one assist and 123 penalty minutes in 58 games with Vancouver...Registered his first

NHL point with an assist Jan. 13 at Toronto...Played

in 10 games with the Penguins, scoring one goal with seven penalty minutes...Scored his first NHL goal Mar. 24 at the Rangers (Glenn Healy), in his second game with the Penguins...Recorded 19 penalty minutes and no points in nine games in the 1996 Playoffs...Played in four regular season games with Vancouver and five playoff games in 1994-95...Played in 73 games with Syracuse, recording 30 points (18+12) and 270 penalty minutes...Played in only four games with Hamilton (AHL) in 1993-94 due to a shoulder injury...Split the 1992-93 season between Guelph and Newmarket in the OHL, recording 71 points (36+35) in 50 games...Recorded 27 points (12+15) in 33 games with Guelph in 1991-92...Recorded 45 points (25+20) in 62 games with Hamilton (OHL)...Was drafted by Vancouver in the first round (seventh overall) in the 1991 Entry Draft...Played 37 games with Hamilton (OHL) in 1989-90, his first junior season, recording eight points (4+4) and 91 penalty minutes.




AMATEUR & PROFESSIONAL RECORD

YEAR	CLUB	LEAGUE	REGULAR SEASON										PLAYOFFS						
			GP	G	A	PTS	PIM	+	-	PP	SH	GW	S	GP	G	A	PTS	PIM	
1989-90	Hamilton	OHL	37	4	4	8	91	--	--	--	--	--	--	--	--	--	--	--	--
1990-91	Hamilton (a)	OHL	62	25	20	45	181	--	--	--	--	--	--	4	1	1	2	14	
1991-92	Guelph	OHL	33	12	15	27	91	--	--	--	--	--	--	--	--	--	--	--	
1992-93	Guelph	OHL	36	27	28	55	62	--	--	--	--	--	--	--	--	--	--	--	
	Newmarket	OHL	14	9	7	16	26	--	--	--	--	--	--	7	1	3	4	26	
	Hamilton	AHL	4	4	0	4	0	--	--	--	--	--	--	--	--	--	--	--	
1993-94	Hamilton	AHL	4	0	1	1	5	--	--	--	--	--	--	--	--	--	--	--	
1994-95	Syracuse	AHL	73	18	12	30	270	--	--	--	--	--	--	--	--	--	--	--	
	Vancouver	NHL	4	0	0	0	13	-2	0	0	0	1	5	0	0	0	2		
1995-96	Vancouver (b)	NHL	58	0	1	1	123	-12	0	0	0	16	--	--	--	--	--		
	PITTSBURGH	NHL	10	1	0	1	7	-1	0	0	0	4	9	0	0	0	19		
1996-97	PITTSBURGH	NHL	35	1	4	5	79	3	0	0	0	11	--	--	--	--	--		
NHL TOTALS			107	2	5	7	222	-12	0	0	0	32	14	0	0	0	21		
PGH TOTALS			45	2	4	6	86	2	0	0	0	43	9	0	0	0	19		

a - June, 1991 - Drafted by Vancouver in 1992 Entry Draft. First Canucks pick, seventh overall, first round.
 b - March 20, 1996 - Traded to Pittsburgh by Vancouver for Markus Naslund.

CAREER HIGHLIGHTS



Martin Straka 82

Center

HT/WT: 5'10" 175lbs.

Shoots: Left

Age: 25

Born: Plzen, Czech Republic, September 3, 1972

Acquired: Signed as a free agent by Pittsburgh, August 7, 1997.

MILESTONES ACHIEVED:

200th game (1/3/96 at Pittsburgh)
100th point (10/13/95 at Florida)
100th assist 12/10/96 at Philadelphia)

MILESTONES WITHIN REACH (Current Total):

300th game (295); 200th point (170)

FIRST NHL GAME:

Nov. 7, 1992 - in a 4-2 Penguins loss at Toronto.

FIRST NHL POINT:

Nov. 10, 1992 - an assist in a 4-1 Penguins win at Minnesota.

FIRST NHL GOAL:

Feb. 10, 1993 - in a 3-0 Penguins win at the Rangers vs Mike Richter.

MOST GOALS, GAME:

3 - Mar. 8, 1994 - in a 7-3 Penguins win vs Boston.

MOST ASSISTS, GAME:

3 - three times - last - Dec. 22, 1996 - in a 7-3 Florida loss at the Rangers.

MOST POINTS, GAME:

4 - two times - last - Mar. 8, 1994 - in a 7-3 Penguins win vs Boston (3g,1a).

MOST PENALTY MINUTES, GAME:

15 - two times - last - Dec. 31, 1995 - in a 3-0 Ottawa loss vs Tampa Bay.

1996-1997



Recorded 29 points (7+22) in 55 games with Florida...Tied for seventh on the team in assists and tied for ninth in points...Recorded his 100th assist Dec. 10 at Philadelphia...Had three-point games Dec. 22 at the Rangers (0+3) and Dec. 26 at Tampa Bay (2+1)...Had a three-game point streak from Dec. 22-26, recording seven points (2+5), and Dec. 10-15, recording five points (1+4)...Played in one regular season game after Mar. 5 (Apr. 2 at Toronto) due to recurring groin problems...Was scoreless in one game for the Czech Republic in 1996 World Cup of Hockey...PLAYOFFS: Was scoreless in the playoffs, playing in four of Florida's five games vs the Rangers.

CAREER SCORING VS NHL


TEAM	GP	G	A	PTS	PIM	TEAM	GP	G	A	PTS	PIM
Anaheim	7	0	2	2	6	New Jersey	17	2	7	9	25
Boston	13	5	7	12	6	NY Islanders	17	0	8	8	8
Buffalo	17	1	6	7	6	NY Rangers	24	10	11	21	2
Calgary	6	2	4	6	0	Ottawa	15	3	3	6	10
Chicago	7	1	1	2	0	Philadelphia	15	4	5	9	6
Colorado	15	5	4	9	4	Phoenix	8	1	1	2	0
Dallas	7	1	2	3	2	Pittsburgh	8	2	0	2	6
Detroit	8	2	4	6	2	San Jose	6	1	4	5	0
Edmonton	9	0	4	4	0	St. Louis	4	0	1	1	0
Florida	9	3	3	6	6	Tampa Bay	18	6	11	17	17
Hartford	17	5	8	13	8	Toronto	5	0	1	1	0
Los Angeles	7	1	3	4	0	Vancouver	5	1	1	2	0
Montreal	16	0	5	5	6	Washington	15	2	6	8	2
						NHL TOTALS	295	58	112	170	122

CAREER



Recorded 43 points (13+30) in 77 total games in 1995-96 with Ottawa, the Islanders and Florida... Had 25 points (9+16) in 43 games with Ottawa before being traded to the Islanders with Don Beaupre and Bryan Berard for Damian Rhodes and Wade Redden Jan. 23, 1996... Had 12

points (2+10) in 22 games with the Islanders before being claimed by Florida on waivers Mar. 15... Recorded two points (1+1) in his debut with the Panthers Mar. 17 vs New Jersey... Attempted the second penalty shot in Florida history Apr. 3 at Ottawa, but failed to score vs Damian Rhodes... Played in 13 of the Panthers 22 playoff games in the 1996 Playoffs, recording four points (2+2)... Both of his goals were scored in the Eastern Conference Final vs the Penguins... Began the 1994-95 season with the Penguins, recording 16 points (4+12) in 31 games... Was traded to Ottawa Apr. 7 for Troy Murray and Norm Maciver... Recorded two points (1+1) in six games with Ottawa, missing the last eight games of the season with a sprained knee... Recorded career-highs in goals (30), assists (34) and points (64) in 84 games with the Penguins in 1993-94... Led the team with a plus-24 rating, ranked fourth in goals and sixth in points... Recorded his first NHL hat trick Mar. 8 vs Boston... Had two seven-game scoring streaks... In 1992-93, his rookie season, recorded 16 points (3+13) in 42 games with the Penguins... Scored two of his three goals against the Rangers, including his first career goal Feb. 10 vs Mike Richter... Played two full seasons (1990-91 and 1991-92) with Skoda Plzen in the Czech Republic, recording 86 points (34+52) in 97 games... Was drafted by the Penguins in the first round (19th overall) in the 1992 Entry Draft.



AMATEUR & PROFESSIONAL RECORD

YEAR	CLUB	LEAGUE	REGULAR SEASON										PLAYOFFS						
			GP	G	A	PTS	PIM	+	-	PP	SH	GW	S	GP	G	A	PTS	PIM	
1989-90	Skoda Plzen	Czech.	1	0	3	3	---	---	---	---	---	---	---	---	---	---	---	---	---
1990-91	Skoda Plzen	Czech.	47	7	24	31	6	---	---	---	---	---	---	---	---	---	---	---	
1991-92	Skoda Plzen (a)	Czech.	50	27	28	55	20	---	---	---	---	---	---	---	---	---	---	---	
1992-93	Pittsburgh	NHL	42	3	13	16	29	2	0	0	1	28	11	2	1	3	2		
	Cleveland	IHL	4	4	3	7	0	---	---	---	---	---	---	---	---	---	---	---	
1993-94	Pittsburgh	NHL	84	30	34	64	24	24	2	0	6	130	6	1	0	1	2		
1994-95	Interconex Plzen	Czech.	19	10	11	21	18	---	---	---	---	---	---	---	---	---	---	---	
1995-96	Pittsburgh	NHL	31	4	12	16	16	0	0	0	0	36	---	---	---	---	---	---	
	Ottawa (b)	NHL	6	1	1	2	0	-1	0	0	0	13	---	---	---	---	---	---	
1995-96	Ottawa	NHL	43	9	16	25	29	-14	5	0	1	63	---	---	---	---	---	---	
	NY Islanders (c)	NHL	22	2	10	12	6	-6	0	0	0	18	---	---	---	---	---	---	
1996-97	Florida (d)	NHL	12	2	4	6	6	1	1	0	0	17	13	2	2	4	2		
	Florida (e)	NHL	55	7	22	29	12	9	2	0	1	94	4	0	0	0	0		
	NHL TOTALS		295	58	112	170	122	15	10	0	9	399	34	5	3	8	6		
	PITTSBURGH TOTALS		157	37	59	96	69	26	2	0	7	194	17	3	1	4	4		

a- Drafted by Pittsburgh Penguins in 1992 Entry Draft, first Penguins choice, 19th overall, first round.

b- Traded to Ottawa by Pittsburgh for Norm Maciver and Troy Murray, April 7, 1995.

c- Traded to NY Islanders by Ottawa with Don Beaupre and Bryan Berard for Damian Rhodes and Wade Redden, Jan. 23, 1996.

d- Claimed on waivers by Florida from NY Islanders.

e- Signed as a free agent by Pittsburgh Aug. 7, 1996.

CAREER HIGHLIGHTS



**Chris
Tamer**

2

Defense

HT/WT: 6'1" 207 lbs.

Shoots: Left

Age: 26

Born: Dearborn,
Michigan, November 17,
1970

Acquired: Pittsburgh's
fourth round choice,
68th overall, in 1990
Entry Draft.

MILESTONES ACHIEVED:

100th game (3/5/96 vs Winnipeg)

MILESTONES WITHIN REACH: (Current Total):

200th game (163)

FIRST NHL GAME:

Mar. 8, 1994 - in a 7-3 Penguins win vs Boston

FIRST NHL POINT:

Apr. 15, 1995 - a goal in a 5-2 Penguins win vs
Ottawa

FIRST NHL GOAL:

Apr. 15, 1995 - in a 5-2 win vs Ottawa vs Darrin
Madeley

MOST GOALS, GAME:

1 - Eight times - last - Feb. 16, 1997 in a 6-2
Penguins loss vs Philadelphia

MOST ASSISTS, GAME:

2 - Dec. 17, 1995 - in a 6-5 Penguins loss at
Philadelphia

MOST POINTS, GAME:

2 - Dec. 17, 1995 - in a 6-5 Penguins loss at
Philadelphia (2a).

MOST PENALTY MINUTES, GAME:

19 - Nov. 16, 1996 - in an 8-3 Penguins loss vs the
NY Rangers.

1996-1997



Recorded six points (2+4) in 44 games...Missed 37 games with a pulled abdominal muscle and hip flexor...Ranked second on the team with 131 penalty minutes...Scored his first career short-handed goal Feb. 16 vs Philadelphia...Set a single-game high with 19 penalty minutes Nov. 16 vs the Rangers...Had abdominal surgery May 16... **PLAY-OFFS:** Played in four of five games in the playoffs, recording no points...Did not dress for Game Three vs Philadelphia on Apr. 21...Tied for third on the team, and tied for second among defensemen in plus/minus with a minus-one rating.


CAREER SCORING VS NHL

TEAM	GP	G	A	PTS	PIM	TEAM	GP	G	A	PTS	PIM
Anaheim	2	0	0	0	2	New Jersey	9	0	1	1	16
Boston	12	1	1	2	19	NY Islanders	10	0	1	1	40
Buffalo	12	0	1	1	58	NY Rangers	9	0	0	0	31
Calgary	3	0	1	1	7	Ottawa	12	2	1	3	12
Chicago	3	0	1	1	7	Philadelphia	10	1	3	4	17
Colorado	7	0	1	1	2	Phoenix	2	0	0	0	0
Oallas	3	0	0	0	4	San Jose	3	0	0	0	12
Detroit	2	0	0	0	8	St. Louis	2	0	0	0	2
Edmonton	5	0	0	0	0	Tampa Bay	8	0	0	0	23
Florida	10	0	2	2	26	Toronto	4	0	0	0	4
Hartford	13	3	1	4	33	Vancouver	3	0	0	0	0
Los Angeles	3	0	0	0	7	Washington	9	1	0	1	33
Montreal	7	0	0	0	12	NHL TOTALS	163	8	14	22	375

CAREER



Set career-highs in games (70), goals (4), assists (10), points (14) and penalty minutes (153) in 1995-96...His 153 penalty minutes ranked second on the team...Ranked fifth on the team with a plus-20 rating and was plus or even in 52 of his 70 games...Recorded playoff highs in assists and points with seven during the 1996 Playoffs...In 1994-95, played in 36 games with the Penguins, scoring two goals and adding 82 penalty minutes...Was recalled from Cleveland (IHL) on Feb. 16 and stayed with the Penguins for the remainder of the season...Played in 48 games with Cleveland, recording 14 points (4+10) and ranked second on the team with 204 penalty minutes...Played in 12 games with the Penguins in 1993-94 after being recalled from Cleveland on Mar. 8...Played in his first NHL game Mar. 8 vs Boston and had a plus-four rating...Played in 53 games with Cleveland, recording three points (1+2) and 160 penalty minutes...Played four seasons at the University of Michigan (CCHA) from 1989-93...Led Michigan in penalty minutes in his last two seasons...Played in 169 career games at Michigan, recording 78 points (19+59) and 515 penalty minutes...Was selected by the Penguins in the third round of the 1990 Entry Draft...Chris and wife, Keely, were married in the off-season.



AMATEUR & PROFESSIONAL RECORD

YEAR	CLUB	LEAGUE	REGULAR SEASON											PLAYOFFS				
			GP	G	A	PTS	PIM	±	PP	SH	GW	S	GP	G	A	PTS	PIM	
1988-89	Redford	NHJHL	31	6	13	19	79	--	--	--	--	--	--	--	--	--	--	--
1989-90	U. Michigan (a)	CCHA	42	2	7	9	147	--	--	--	--	--	--	--	--	--	--	--
1990-91	U. Michigan	CCHA	45	8	19	27	130	--	--	--	--	--	--	--	--	--	--	--
1991-92	U. Michigan	CCHA	43	4	15	19	125	--	--	--	--	--	--	--	--	--	--	--
1992-93	U. Michigan	CCHA	39	5	18	23	113	--	--	--	--	--	--	--	--	--	--	--
1993-94	Cleveland	IHL	53	1	2	3	160	-1	0	0	0	61	--	--	--	--	--	--
	PITTSBURGH	NHL	12	0	0	0	9	3	0	0	0	10	5	0	0	0	0	2
1994-95	Cleveland	IHL	48	4	10	14	204	-7	0	0	0	71	--	--	--	--	--	--
	PITTSBURGH	NHL	36	2	0	2	82	0	0	0	0	26	4	0	0	0	0	18
1995-96	PITTSBURGH	NHL	70	4	10	14	153	20	0	0	1	75	18	0	7	7	24	
1996-97	PITTSBURGH	NHL	45	2	4	6	131	-25	0	1	0	55	4	0	0	0	0	4
NHL AND PGH TOTALS			163	8	14	22	375	-2	0	1	1	166	31	0	7	7	48	

a - Drafted by Pittsburgh Penguins in 1990 Entry Draft, Third Penguins pick, 68th overall, fourth round.



**Garry
Valk**

8

Left Wing

HT/WT: 6'1" 205 lbs.

Shoots: Left

Age: 29

Born: Edmonton,
Alberta, November 27,
1967

Acquired: Traded by
the Mighty Ducks of
Anaheim to Pittsburgh
for J.J. Daigneault Feb.
21, 1997.

MILESTONES ACHIEVED:

400th game (1/6/97 vs Vancouver)
300th game (11/7/95 at Toronto)
100th point (3/27/94 at Philadelphia)

MILESTONES WITHIN REACH (Current Total):

500th game (435)
100th goal (67)
100th assist (91)
200th point (158)

FIRST NHL GAME:

Nov. 6, 1990 - in a 6-3 Vancouver win vs Detroit.

FIRST NHL POINT:

Nov. 8, 1990 - a goal in a 5-3 Vancouver win at Toronto.

FIRST NHL GOAL:

Nov. 8, 1990 - in a 5-3 Vancouver win vs Toronto vs Peter Ing.

MOST GOALS, GAME:

3 - Mar. 22, 1996 - in a 6-1 Anaheim win at St. Louis.

MOST ASSISTS, GAME:

2 - Seven times - last - Apr. 5, 1997 - in a 5-2 Penguins win vs Ottawa.

MOST POINTS, GAME:

3 - Three times - last - Mar. 22, 1996 - in a 6-1 Anaheim win at St. Louis (3g).

MOST PENALTY MINUTES, GAME:

22 - Oct. 25, 1992 - in a 5-3 Vancouver loss vs Boston.

1996-1997



Acquired from the Mighty Ducks of Anaheim for J.J. Daigneault Feb. 21...Recorded seven points (3+4) in 17 games with the Penguins...Scored his first goal as a Penguin Mar. 1 at New Jersey in his third game with the team...Had two assists Apr. 5 vs Ottawa, his only multi-point game with the Penguins...Played 53 games with the Mighty Ducks, recording 14 points (7+7)...Had a four-game point streak from Nov. 6-13 with Anaheim, recording five points (4+1)...Played in his 400th career game Jan. 6 vs Vancouver...Missed six games with the Penguins due to injury (bruised ribs - 5, knee)...PLAYOFFS: Missed the entire playoffs due to a knee injury suffered in the last regular season game Apr. 13 at Boston.

CAREER SCORING VS NHL


TEAM	GP	G	A	PTS	PIM	TEAM	GP	G	A	PTS	PIM
Anaheim	-	-	-	-	-	New Jersey	14	4	0	4	36
Boston	10	0	2	2	24	NY Islanders	13	3	0	3	19
Buffalo	12	0	1	1	19	NY Rangers	13	3	2	5	6
Calgary	36	4	8	12	64	Ottawa	6	1	3	4	6
Chicago	20	2	5	7	22	Philadelphia	14	5	3	8	8
Colorado	19	4	1	5	17	Phoenix	28	6	6	12	28
Dallas	23	4	7	11	18	Pittsburgh	11	1	1	2	8
Detroit	16	4	2	6	23	San Jose	26	4	5	9	24
Edmonton	32	4	7	11	20	St. Louis	19	3	7	10	8
Florida	6	0	2	2	10	Tampa Bay	8	1	2	3	12
Hartford	12	2	2	4	8	Toronto	20	4	6	10	20
Los Angeles	38	4	8	12	47	Vancouver	18	2	5	7	14
Montreal	10	2	1	3	25	Washington	11	0	5	5	31
						NHL TOTALS	435	67	91	158	537

CAREER



Recorded 24 points (12+12) in a career-high 79 games with Anaheim in 1995-96...Notched his first career hat trick Mar. 22 at St. Louis...Also recorded three other multi-point games...Played in his 300th career game Nov. 7 at Toronto...Recorded 15 (8+7) of his 24 points at home...Played in 36 games in 1994-95 recording nine points (3+6)...Missed

the first 10 games of the season with a sprained knee suffered in training camp...Was acquired by Anaheim from Vancouver in the 1993 NHL Waiver Draft...Was an original Mighty Duck...Set career-highs in goals (18), assists (27) and points (45) in 1993-94...Led the Mighty Ducks in game-winning goals with five...Ranked third on the team in points (45), assists (27) and penalty minutes (100)...Played in 48 games with Vancouver in 1992-93, recording 13 points (6+7)...Played in seven games at Hamilton (AHL), recording nine points (3+6)...Had one assist in seven playoff games for the Canucks in the 1993 Playoffs...Spent the 1991-92 season with Vancouver, recording 25 points (8+17) in 65 games...Was scoreless in four playoff games...Recorded 21 points (10+11) in 59 games with Vancouver in 1990-91, his first NHL season...Had 16 points (12+4) with Milwaukee (IHL) in 10 games...Played three seasons at North Dakota (WCHA) from 1987-90, recording 105 points (59+46) in 121 games...Was drafted by Vancouver in the fifth round (108th overall) in the 1987 Entry Draft...Garry and wife Tanya were married in the summer of 1994.



AMATEUR & PROFESSIONAL RECORD

YEAR	CLUB	LEAGUE	REGULAR SEASON											PLAYOFFS					
			GP	G	A	PTS	PIM	+	-	PP	SH	GW	S	GP	G	A	PTS	PIM	
1986-87	Sherwood Pk.	AJHL	59	42	44	86	204	--	--	--	--	--	--	--	--	--	--	--	--
1987-88	N. Dakota (a)	WCHA	38	23	12	35	64	--	--	--	--	--	--	--	--	--	--	--	--
1988-89	N. Dakota	WCHA	40	14	17	31	81	--	--	--	--	--	--	--	--	--	--	--	--
1989-90	N. Dakota	WCHA	43	22	17	39	92	--	--	--	--	--	--	--	--	--	--	--	--
1990-91	Milwaukee	IHL	10	12	4	16	13	10	--	--	--	--	--	2	0	0	0	0	2
	Vancouver	NHL	59	10	11	21	67	-23	1	0	1	90	5	0	0	0	0	20	
1991-92	Vancouver	NHL	65	8	17	25	56	3	2	1	2	93	4	0	0	0	5		
1992-93	Hamilton	AHL	7	3	6	9	6	2	--	--	--	--	--	--	--	--	--	--	
	Vancouver	NHL	48	6	7	13	77	6	0	0	2	46	7	0	1	1	12		
1993-94	Anaheim (b)	NHL	78	18	27	45	100	8	4	1	5	165	--	--	--	--	--		
1994-95	Anaheim	NHL	36	3	6	9	34	-4	0	0	0	53	--	--	--	--	--		
1995-96	Anaheim	NHL	79	12	12	24	125	8	1	1	2	108	--	--	--	--	--		
1996-97	Anaheim	NHL	53	7	7	14	53	-2	0	0	1	68	--	--	--	--	--		
	PITTSBURGH (c)	NHL	17	3	4	7	25	-6	0	0	0	32	--	--	--	--	--		
NHL TOTALS			435	67	91	158	537	-10	7	3	13	655	16	0	1	1	37		
PGH TOTALS			17	3	4	7	25	-6	0	0	0	32	--	--	--	--	--		

a. Selected by Vancouver in 1989 Entry Draft, Fifth Canucks choice, 108th overall, fifth round.

b. Claimed by Anaheim from Vancouver in NHL Waiver Draft, Oct. 3, 1993.

c. Traded to Pittsburgh by Anaheim for 1st Round pick, Feb. 21, 1997.



Neil Wilkinson

6

Defense

HT/WT: 6'3" 194 lbs.

Shoots: Right

Age: 30

Born: Selkirk,
Manitoba, August 15,
1967

Acquired: Traded by
Winnipeg to Pittsburgh
for Norm Maciver
December 28, 1995

MILESTONES ACHIEVED:

400th game (3/29/97 vs Los Angeles)

MILESTONES WITHIN REACH (Current Total):

100th point (77)

FIRST NHL GAME:

Oct. 8, 1989 - in a 2-2 Minnesota tie at Buffalo.

FIRST NHL POINT:

Nov. 2, 1989 - an assist in a 4-3 OT Minnesota win at Chicago.

FIRST NHL GOAL:

Jan. 12, 1991 - in a 5-3 Minnesota loss vs Buffalo vs Daren Puppa.

MOST GOALS, GAME:

1 - 14 times - last - Apr. 8, 1996 - in a 5-4 Penguins loss at Hartford.

MOST ASSISTS, GAME:

3 - Nov. 8, 1991 - in a 6-2 San Jose win vs Edmonton.

MOST POINTS, GAME:

3 - Nov. 8, 1991 - in a 6-2 San Jose win vs Edmonton (3a).

MOST PENALTY MINUTES, GAME:

20 - Apr. 27, 1995 - in a 4-3 Winnipeg win vs Detroit.

1996-1997

Missed the first 38 games of the season after undergoing abdominal surgery Oct. 2...Returned to the lineup Jan. 2 at New Jersey...Suffered a fractured cheekbone Jan. 15 at Hartford and missed nine games...Played in his 400th career game Mar. 29 vs Los Angeles...Played in 23 games and recorded 36 penalty minutes...PLAY-OFFS: Played in all five playoff games for the Penguins, recording no points and four penalty minutes...Was his fifth appearance in the NHL Playoffs, second with the Penguins...Underwent abdominal surgery on May 21.


CAREER SCORING VS NHL

TEAM	GP	G	A	PTS	PIM	TEAM	GP	G	A	PTS	PIM
Anaheim	11	0	1	1	8	New Jersey	15	0	1	1	18
Boston	12	2	2	4	12	NY Islanders	15	1	3	4	19
Buffalo	13	1	0	1	18	NY Rangers	10	0	4	4	23
Calgary	24	0	5	5	25	Ottawa	8	1	1	2	21
Chicago	24	0	4	4	63	Philadelphia	11	0	1	1	16
Colorado	9	0	2	2	22	Phoenix	22	2	1	3	65
Dallas	16	1	4	5	18	Pittsburgh:	5	0	1	1	8
Detroit	24	0	2	2	69	San Jose	12	1	2	3	11
Edmonton	25	0	9	9	46	St. Louis	21	0	2	2	41
Florida	7	0	1	1	28	Tampa Bay	9	0	0	0	8
Hartford	16	1	1	2	29	Toronto	25	2	1	3	50
Los Angeles	24	1	5	6	36	Vancouver	23	0	6	6	66
Montreal	10	1	0	1	15	Washington	11	0	4	4	32
						NHL TOTALS	402	14	63	77	767

THE PLAYERS

CAREER

Was acquired from Winnipeg for Norm Maciver Dec. 28, 1995... Scored a goal in his fourth game with the Penguins, Jan. 3 vs Ottawa... Played in 41 games with the Penguins, recording 12 points (2+10)... In 21 games with Winnipeg, recorded five points (1+4)... His combined 120 penalty minutes (87-Pgh., 33-Wpg.) were a career-high... Played in 15 of the Penguins 18 playoff games in the 1996 Playoffs, recording his first playoff point as a Penguin (an assist) in Game Four vs the Rangers May 7... Was acquired by Winnipeg from Chicago for a third round draft choice in the 1995 Entry Draft June 3... Recorded five points (1+4) and 75 penalty minutes in 40 games with Winnipeg in 1994-95... Played in his 300th NHL game Mar. 14 vs Vancouver... Was acquired by Chicago from San Jose for future considerations July 9, 1993 to complete June 18 trade for Jimmy Waite... Played in a career-high 72 games for Chicago in 1993-94, recording 12 points (3+9) and 114 penalty minutes... Played in 59 games for San Jose in 1992-93, recording eight points (1+7)... Scored his only goal, short-handed, Jan. 4 vs Montreal... Set single-season career-highs in 1991-92 in goals (4), assists (15) and points (19) while playing in 60 games for San Jose... Had a career-high three assists in one game, all in the first period, Nov. 8 vs Edmonton... Assisted on the first goal in Sharks history on Craig Coxie's goal Oct. 4... Played in 50 games for Minnesota in 1990-91, recording 11 points (2+9)... Scored his first NHL goal Jan. 12 vs Buffalo... Recorded six points (3+3) in 22 games in the 1991 Playoffs... Claimed by San Jose from Minnesota in the Dispersal Draft May 30... Split the 1989-90 season between Minnesota (36 games) and Kalamazoo (IHL) (20 games)... Played in 55 games for Medicine Hat (WHL) in 1987-88, recording 32 points (11+21) and 157 penalty minutes... Was a member of Medicine Hat's Memorial Cup championship team... Played one season at Michigan State (CCHA) in 1986-87... Was drafted by Minnesota in the second round, 30th overall, of the 1986 Entry Draft.



AMATEUR & PROFESSIONAL RECORD

YEAR	CLUB	LEAGUE	REGULAR SEASON										PLAYOFFS						
			GP	G	A	PTS	PIM	+	-	PP	SH	GW	S	GP	G	A	PTS	PIM	
1986-87	Michigan State (a)	CCHA	19	3	4	7	18	--	--	--	--	--	--	--	--	--	--	--	--
1987-88	Medicine Hat	WHL	55	11	21	32	157	--	--	--	--	--	--	5	1	0	1	2	
1988-89	Kalamazoo	IHL	39	5	15	20	96	--	--	--	--	--	--	--	--	--	--	--	
1989-90	Kalamazoo	IHL	20	6	7	13	62	--	--	--	--	--	--	--	--	--	--	--	
	Minnesota	NHL	36	0	5	5	100	-1	0	0	0	36	7	0	2	2	11		
1990-91	Minnesota (b)	NHL	50	2	9	11	117	-5	0	0	0	55	22	3	3	6	12		
	Kalamazoo	IHL	10	0	3	3	38	--	--	--	--	--	--	--	--	--	--		
1991-92	San Jose	NHL	60	4	15	19	107	-11	1	0	0	95	--	--	--	--	--		
1992-93	San Jose (c)	NHL	59	1	7	8	96	-50	0	1	0	51	--	--	--	--	--		
1993-94	Chicago (d)	NHL	72	3	9	12	116	2	1	0	0	72	4	0	0	0	0		
1994-95	Winnipeg	NHL	40	1	4	5	75	-26	0	0	0	25	--	--	--	--	--		
1995-96	Winnipeg	NHL	21	1	4	5	33	0	0	1	0	17	--	--	--	--	--		
	PITTSBURGH (e)	NHL	41	2	10	12	87	12	0	0	1	42	15	0	1	1	14		
1996-97	PITTSBURGH	NHL	23	0	0	0	36	-12	0	0	0	16	5	0	0	0	4		
	Cleveland	IHL	2	0	1	1	0	--	--	--	--	--	--	--	--	--	--		
	NHL TOTALS		402	14	63	77	767	-91	2	2	1	408	53	3	6	9	41		
	PGH TOTALS		64	2	10	12	123	0	0	0	1	58	20	0	1	1	18		

a - June 1986 - Drafted by Minnesota in 1986 Entry Draft. North Stars second pick, 30th overall, second round.
 b - May 30, 1991 - Claimed by San Jose from Minnesota in the Dispersal Draft. c - July 9, 1993 - Traded to Chicago by San Jose as future considerations to complete June 18 trade for Jimmy Waite. d - June 3, 1994 - Traded to Winnipeg by Chicago for Chicago's third round draft choice in 1995 Entry Draft. e - Dec. 28, 1995 - Traded to Pittsburgh by Winnipeg for Norm Maciver.



Jason Woolley 22

Defense

HT/WT: 6'1" 188 lbs.

Shoots: Left

Age: 28

Born: Toronto, Ontario,
July 27, 1969

Acquired: Traded by
Florida to Pittsburgh
with Stu Barnes for
Chris Wells, November
19, 1996.

80

MILESTONES WITHIN REACH (Current Total):

200th game (183)

100th point (88)

100th assist (71)

FIRST NHL GAME:

Apr. 12, 1992 - in a 4-3 Washington OT win at New Jersey.

FIRST NHL POINT:

Oct. 6, 1992 - an assist in a 6-5 Washington win at Toronto.

FIRST NHL GOAL:

Oct. 8, 1993 - in a 6-3 Washington loss vs New Jersey vs Martin Brodeur

MOST GOALS, GAME:

2 - Oct. 31, 1995 - in a 5-4 Florida loss vs the Islanders.

MOST ASSISTS, GAME:

3 - Jan. 2, 1997 - in a 6-1 Penguins win at New Jersey

MOST POINTS, GAME:

3 - Jan. 2, 1997 - in a 6-1 Penguins win at new Jersey (3a).

MOST PENALTY MINUTES, GAME:

4 - two times - last - Jan. 25, 1997 - in a 7-4 loss vs the Rangers.

1996-1997




Was acquired from Florida with Stu Barnes for Chris Wells Nov. 19...Was scoreless in three games with Florida prior to the trade...Recorded 36 points (6+30) in 57 games with the Penguins, establishing career-highs in assists and points, and tying his career-high in goals...Notched an assist in his first game with the Penguins, Nov. 21 at Philadelphia...Recorded 15 (2+13) of his 36 points on the power play...Scored all six of his goals on the road...Recorded three assists Jan. 2 at New Jersey, establishing single-game highs for assists and points...Had a season-high four-game point streak from Feb. 1-8, recording six points (0+6)...Also had three three-game point streaks...Missed six games with the Penguins due to injury (groin - 4, bruised wrist/forearm -2)...PLAYOFFS: Played in all five games vs Philadelphia, recording three assists...Tied for third on the team in playoff scoring and tied for second in assists...Tied for the team lead in points among defensemen...Had a three-game point streak, recording an assist in Games 1-3.

CAREER SCORING VS NHL

TEAM	GP	G	A	PTS	PIM	TEAM	GP	G	A	PTS	PIM
Anaheim	3	0	0	0	0	New Jersey	14	1	4	5	4
Boston	10	0	3	3	4	NY Islanders	12	3	4	7	10
Buffalo	9	0	1	1	2	NY Rangers	16	1	4	5	16
Calgary	3	0	3	3	0	Ottawa	10	0	3	3	4
Chicago	5	1	1	2	4	Philadelphia	11	0	5	5	8
Colorado	7	0	5	5	2	Phoenix	4	1	3	4	4
Dallas	5	0	3	3	0	Pittsburgh	5	2	2	4	2
Detroit	4	0	2	2	2	San Jose	4	0	1	1	0
Edmonton	2	0	0	0	2	St. Louis	2	0	0	0	4
Florida	4	0	1	1	2	Tampa Bay	10	1	5	6	8
Hartford	7	2	3	5	4	Toronto	5	1	2	3	2
Los Angeles	5	0	4	4	4	Vancouver	4	0	4	4	2
Montreal	12	3	3	6	6	Washington	10	1	5	6	8
						NHL TOTALS	183	17	71	88	94

CAREER

Finished second among Florida defensemen with 34 points (6+28) in just 52 games in 1995-96...Recorded 22 points (3+19) on the power play...Had a season-high four-game point streak from Oct. 8-14, recording five points (1+4)...Missed 13 games from Nov. 19 to Dec. 16 with a broken thumb...Played in 13 Playoff games for Florida in the 1996 Playoffs, recording eight points (2+6), tied for seventh on the team and second among defensemen...Recorded seven of his eight points (2+5) in the Eastern Conference QuarterFinals vs Boston...Scored the Panthers first-ever playoff game-winning goal Apr. 17 vs Boston...Played in 48 games with Detroit (IHL), recording 36 points (9+27) in 1994-95...Florida purchased his contract Feb. 14...Finished second among Florida defensemen in scoring with 13 points (4+9) in 34 games...Began the 1993-94 season with Washington, scoring his first NHL goal Oct. 8 vs New Jersey...Had three points (1+2) in 10 games with the Capitals...Played in four playoff games with Washington, scoring his first playoff goal (the game-winning goal), May 7 vs the Rangers...Played most of the season with Portland (AHL) recording 41 points (12+29) in 41 games, second on the team among defensemen...Recorded four points (2+2) in nine playoff games as the Pirates won the Calder Cup as AHL champions...Split the 1992-93 season between Washington (0+2=2 in 26 games) and Baltimore (14+27=41 in 29 games)...Spent the majority of the 1991-92 season with Team Canada...Recorded 44 points (14+30) in 60 games during the pre-Olympic tour, and five assists in eight games in the 1992 Olympics, as Canada won a silver medal...Played 15 games with Baltimore after the Olympics and one with Washington...Played three seasons (1988-91) at Michigan State (CCHA), recording 144 points (37+107) in 132 games...Named to the CCHA All-Rookie Team in 1988-89 with 37 points (12+25) in 47 games...Named a CCHA First Team All-Star and an NCAA West First Team All-American in 1990-91 after recording 59 points (15+44) in 40 games...Was drafted by Washington in the fourth round (61st overall) in the 1989 Entry Draft...Jason and wife Danica are expecting their first child in October.



THE PLAYERS

AMATEUR & PROFESSIONAL RECORD

YEAR	CLUB	LEAGUE	REGULAR SEASON										PLAYOFFS						
			GP	G	A	PTS	PIM	+	-	PP	SH	GW	S	GP	G	A	PTS	PIM	
1988-89	Michigan State	CCHA	47	12	25	37	26	---	---	---	---	---	---	---	---	---	---	---	---
1989-90	Michigan State	CCHA	45	10	38	48	26	---	---	---	---	---	---	---	---	---	---	---	---
1990-91	Michigan State(a)	CCHA	40	15	44	59	24	---	---	---	---	---	---	---	---	---	---	---	---
1991-92	Team Canada		60	14	30	44	36	---	---	---	---	---	---	---	---	---	---	---	---
	Canadian Olympic Team		8	0	5	5	0	---	---	---	---	---	---	---	---	---	---	---	---
1992-93	Baltimore	AHL	15	1	10	11	6	---	---	---	---	---	---	---	---	---	---	---	---
	Washington	NHL	1	0	0	0	0	1	0	0	0	---	---	---	---	---	---	---	---
1993-94	Baltimore		29	14	27	41	22	---	---	---	---	---	---	1	0	2	2	0	---
	Washington	NHL	26	0	2	2	10	3	0	0	0	---	---	---	---	---	---	---	---
1993-94	Portland	AHL	41	12	29	41	14	---	---	---	---	---	19	2	2	4	4	---	---
	Washington	NHL	10	1	2	3	4	2	0	0	0	---	4	1	0	1	4	---	---
1994-95	Detroit	IHL	48	9	27	36	38	---	---	---	---	---	---	---	---	---	---	---	---
	Florida (b)	NHL	34	4	9	13	18	-1	1	0	0	---	---	---	---	---	---	---	---
1995-96	Florida	NHL	52	6	28	34	32	-9	3	0	0	---	13	2	6	8	14	---	
1996-97	Florida	NHL	3	0	0	0	2	1	0	0	0	---	---	---	---	---	---	---	---
	PITTSBURGH (c)	NHL	57	6	30	36	28	3	2	0	1	79	5	0	3	3	0	---	
NHL TOTALS			183	17	71	88	94	0	6	0	1	---							
PGH TOTALS			57	6	30	36	28	3	2	0	1	79	5	0	3	3	0	---	

a- Selected by Washington in 1989 Entry Draft, Fourth Capitals pick, 61st overall, fourth round
 b- Signed as a free agent by Florida, Feb. 15, 1995
 c- Traded to Pittsburgh from Florida with St. Louis to Chicago Mar. 19, 1996



Ken Wregget 31

Goaltender

HT/WT: 6'1" 205 lbs.

Catches: Left

Age: 33

Born: Brandon, Manitoba,
March 25, 1964

Acquired: Traded by Philadelphia to Pittsburgh with Rick Tocchet, Kjell Samuelsson and Philadelphia's third round choice in the 1993 Entry Draft for Mark Recchi, Brian Benning and Los Angeles' first round draft choice in the 1992 Entry Draft Feb. 19, 1992.

MILESTONES ACHIEVED:

100th win (3/28/92 vs Montreal)
500th game (3/29/97 vs Los Angeles)
400th game (2/24/95 vs Tampa Bay)
150th win (2/27/95 at Quebec)

MILESTONES WITHIN REACH (Current Total):

200 wins (198)

FIRST NHL GAME:

Dec. 8, 1983 - in an 8-6 Toronto win at Hartford.

FIRST NHL WIN:

Dec. 8, 1983 - in an 8-6 Toronto win at Hartford.

FIRST NHL SHUTOUT:

Nov. 14, 1987 - in a 4-0 Toronto win at Philadelphia.

CAREER SHUTOUTS:

Eight - last - Dec. 19, 1996 - in a 4-0 Penguins win at St. Louis.

1996-1997



Posted a 17-17-6 record with a 3.25 goals against average and a .902 save percentage in 46 games...Was his 11th consecutive season with at least 10 wins...One of only four goaltenders to have at least 10 wins in each of the past 11 seasons (Patrick Roy, John Vanbiesbrouck and Mike Vernon)...Missed 26 games due to hamstring injuries...Won his 100th game with the Penguins Mar. 31 vs Florida...Had two shutouts, Nov. 12 vs Buffalo and Dec. 19 at St. Louis...Was 12-4-4 at home with a 2.82 goals against average and a .911 save percentage...Had a five-game unbeaten streak from Nov. 22 to Dec. 4, going 3-0-2 with a 2.12 goals against average...Allowed three goals or less in 25 of his 37 complete games...Played in his 500th game Mar. 31 vs Florida...PLAYOFFS: Played in all five games vs Philadelphia, going 1-4 with a 3.64 goals against average and a .906 save percentage...Made 48 saves in Game Three Apr. 21 vs Philadelphia, including 27 in the first period...Made 37 saves in the Penguins 4-1 win in Game Four Apr. 23...Made 40 saves in Game Five at Philadelphia Apr. 26.

CAREER GOALTENDING VS NHL

TEAM	GP	MP	GA	SO	AVG	W-L-T
Anaheim	2	119	9	0	4.54	1-1-0
Boston	29	1703	108	0	3.81	14-14-0
Buffalo	28	1451	85	1	3.51	12-11-2
Calgary	14	794	51	0	3.85	6-5-3
Chicago	33	1804	119	0	3.96	14-14-3
Colorado	25	1459	113	1	4.65	5-15-4
Dallas	34	1855	126	0	4.08	7-18-3
Detroit	20	917	77	0	5.04	3-10-0
Edmonton	22	1243	89	0	4.30	7-14-1
Florida	9	543	24	0	2.65	6-2-1
Hartford	24	1383	89	1	3.86	12-10-2
Los Angeles	20	1042	69	0	3.97	8-9-1
Montreal	23	1287	60	0	2.80	11-7-3
New Jersey	21	1097	57	0	3.12	9-6-4
NY Islanders	24	1388	84	0	3.63	12-8-1
NY Rangers	23	1188	81	0	4.09	8-11-1
Ottawa	12	683	29	0	2.55	10-1-1
Philadelphia	17	983	66	1	4.03	7-7-2
Phoenix	16	920	51	0	3.33	7-7-2
Pittsburgh	19	1027	78	0	4.56	7-9-1
San Jose	-	-	-	-	-	-
St. Louis	29	1709	91	1	3.19	10-15-3
Tampa Bay	11	649	32	1	2.96	7-3-1
Toronto	9	444	28	0	3.78	3-3-2
Vancouver	11	666	38	1	3.42	5-4-2
Washington	29	1530	98	1	3.84	7-16-2
NHL TOTALS	504	27884	1752	8	3.77	198-220-45

AMATEUR & PROFESSIONAL RECORD

YEAR	CLUB	LEAGUE	REGULAR SEASON					PLAYOFFS						
			GP	W-L-T	MP	GA	SO	AVG.	GP	W-L	MP	GA	SO	AVG.
1981-82	Lethbridge (a)	WHL	36	19-12-0	1713	118	0	4.13	3	2-0	84	3	0	2.14
1982-83	Lethbridge	WHL	48	26-17-1	2696	157	0	3.49	20	14-5	1154	58	1	3.02
1983-84	Toronto	NHL	3	1-1-1	165	14	0	5.09	--	--	--	--	--	--
	Lethbridge (b)	WHL	53	32-20-0	3053	161	0	*3.16	4	1-3	210	18	0	5.14
1984-85	Toronto	NHL	23	2-15-3	1278	103	0	4.84	--	--	--	--	--	--
	St. Catherines	AHL	12	2-8-1	688	48	0	4.19	--	--	--	--	--	--
1985-86	Toronto	NHL	30	9-13-4	1566	113	0	4.33	10	6-4	607	32	*1	3.16
	St. Catherines	AHL	18	8-9-0	1058	78	1	4.42	--	--	--	--	--	--
1986-87	Toronto	NHL	56	22-28-3	3026	200	0	3.97	13	7-6	761	29	1	2.29
1987-88	Toronto	NHL	56	12-35-4	3000	222	2	4.44	2	0-1	108	11	0	6.11
1988-89	Toronto (c)	NHL	32	9-20-2	1888	139	0	4.42	--	--	--	--	--	--
	Philadelphia	NHL	3	1-1-0	130	13	0	6.00	5	2-2	268	10	0	2.24
1989-90	Philadelphia	NHL	51	22-24-3	2961	169	0	3.42	--	--	--	--	--	--
1990-91	Philadelphia	NHL	30	10-14-3	1484	88	0	3.56	--	--	--	--	--	--
1991-92	Philadelphia	NHL	23	9-8-3	1259	75	0	3.57	--	--	--	--	--	--
	PITTSBURGH	NHL	9	5-3-0	448	31	0	4.15	1	0-0	40	4	0	6.00
1992-93	PITTSBURGH	NHL	25	13-7-2	1368	78	0	3.42	--	--	--	--	--	--
1993-94	PITTSBURGH	NHL	42	21-12-7	2456	138	1	3.37	--	--	--	--	--	--
1994-95	PITTSBURGH	NHL	38	*25-9-2	2208	118	0	3.21	11	5-6	661	33	1	3.00
1995-96	PITTSBURGH	NHL	37	20-13-2	2132	115	3	3.24	9	7-2	599	23	0	2.30
1996-97	PITTSBURGH	NHL	46	17-17-6	2514	136	2	3.25	5	1-4	297	18	0	3.64
NHL TOTALS			504	198-220-45	27884	1752	8	3.77	56	28-25	3341	160	3	2.87
PGH TOTALS			197	101-61-19	11126	616	6	3.32	26	13-12	1597	78	1	2.93

* - League Leading Figure, a - June 1982 - Drafted by Toronto in 1982 Entry Draft. Fourth Maple Leaf pick, 45th overall, third round. b - WHL First All-Star Team, East Division (1983-84), c - March 6, 1989 - Traded to Philadelphia by Toronto for Philadelphia's first round choice and Calgary's first round choice - acquired by Philadelphia in a prior trade - in 1989 Entry Draft, d - February 19, 1992 - Traded to Pittsburgh by Philadelphia with Rick Tocchet, Kjell Samuelsson and Philadelphia's third round choice in the 1992 Entry Draft for Mark Recchi, Brian Benning and Los Angeles' first round draft pick - acquired by Pittsburgh in a prior trade - in 1992 Entry Draft

PLACE AMONG ALL-TIME PENGUIN GOALTENDERS

GAMES PLAYED

1. Barrasso	334
2. WREGGET	197
3. Binkley	196
4. Dion	151

WINS

1. Barrasso	171
2. WREGGET	101
3. Herron	88

SAVE PERCENTAGE

1. Lalime	.913
2. Bassen	.909
3. Rutherford	.899
Smith	.899
5. WREGGET	.897
Binkley	.897
Inness	.897

MINUTES PLAYED

Barrasso	19,161
Herron	16,105
WREGGET	11,126
Binkley	11,046

PLACE AMONG ACTIVE GOALTENDERS

WINS

1. Andy Moog	354
2. Grant Fuhr	353
3. Patrick Roy	349
4. Mike Vernon	301
5. Tom Barrasso	295
6. John Vanbiesbrouck	288
7. Don Beaupre	268
8. Kelly Hrudey	267
9. Ron Hextall	265
10. Bill Ranford	223
11. Kirk McLean	207
12. Ed Belfour	204
13. KEN WREGGET	198
14. Curtis Joseph	184
15. Mike Richter	182

CAREER



Led the Penguins with a 3.24 goals against average and a .905 save percentage in 1995-96... Posted a 20-13-2 record, his fifth season with 20-or-more wins... Posted a career-high three shutouts (Nov. 1 vs Tampa Bay, Nov. 18 vs Washington, Dec. 9 vs Hartford)... Had a 15-5-0 record at home with a 2.97 goals against average... Had a season-high six-game win streak from Nov. 30 to Dec. 9, and an eight-game home win streak from Jan. 22 to Apr. 6... Played in nine of 18 playoff games, posting a 2.30 goals against average to rank sixth in the league... Allowed three goals or less in seven of his nine games... Set a club playoff record with a shutout string of 146:30... Posted a 1.00 goals against average and a 3-0 record in the Eastern Conference Quarter Finals vs Washington... Led the NHL with 25 wins in 1994-95, a career-high... Set a career-high with a seven-game win streak and 13-game unbeaten streak (12-0-1) at the start of the season... Started the first 17 games and 38 of 48 on the season... Had a 15-4-1 record at home with a 2.81 goals against average... Faced the highest number of shots per game in the league (32.1)... Played in 11 of 12 games in the 1995 Playoffs, posting a 3.00 goals against average... Recorded his third playoff shutout, and first with the Penguins May 18 vs Washington in Game Seven of the Eastern Conference Quarter Finals... Played in 42 games in 1993-94, recording a 3.37 goals against average and a 21-12-7 record... Allowed three

goals or less in 22 of his 38 starts and went 12-4-4 at home with a 2.88 goals against average... Won 13 games for the Penguins in 1992-93... Was 7-1-1 at home... Shared a shutout with Tom Barrasso Feb. 8 vs Boston in Atlanta... Played 23 games with Philadelphia in 1991-92 recording a 3.57 goals against average and a 9-8-3 record... Was acquired by the Penguins Feb. 19, and went 5-3-0 in nine games... Played in one playoff game, replacing Tom Barrasso Apr. 25 vs Washington... Was 10-14-3 with Philadelphia in 1990-91, with a 3.56 goals against average... Had a six-game win streak from Oct. 7-20, winning NHL Player of the Week honors for the week ending Oct. 22, 1990... Tied for eighth in the NHL with 22 wins in 1989-90, going 22-24-3 for Philadelphia... Played in 32 games with Toronto in 1988-89 before being traded to Philadelphia Mar. 6, 1989... Played in three games with the Flyers... Started Game Seven of the Patrick Division Finals at Pittsburgh Apr. 29, replacing an injured Ron Hextall, allowing one goal in a 4-1 Philadelphia win... Played in 56 games with Toronto in 1987-88, recording 12 of the Maple Leafs' 21 wins... Recorded his first two shutouts... Played in 56 games in 1986-87 with Toronto, winning 22 games... Played in all 13 Toronto playoff games in the 1987 Playoffs, recording a 2.29 goals against average... Played 36 games with Toronto in 1985-86 after being recalled from St. Catharines (AHL) Nov. 29... Was 6-4 in 10 playoff games for Toronto, posting one shutout and a 3.16 goals against average... Split his first full professional season between Toronto and St. Catharines in 1984-85, playing 23 games with the Maple Leafs... Played three games with Toronto in 1983-84, playing in his first game Dec. 8, facing 54 shots in an 8-6 Toronto win at Hartford... Led the Western Hockey League with a 3.16 goals against average in 1983-84 with Lethbridge, and was named to the WHL East Division First All-Star Team... Won the Del Wilson Trophy as the top goaltender in the WHL... Played 48 games with Lethbridge in 1982-83, posting a 3.48 goals against average... Drafted by Toronto in the third round (45th overall) of the 1982 Entry Draft... Ken and wife Susan have a son Matthew (5) and daughter Courtney (3).





**ANDREAS
JOHANSSON**
38

Center

HT/WT: 6' 2" 209 lbs

Shoots: Left

Age: 24

Born: Hofors, Sweden, May 19, 1973

Acquired: Traded by NY Islanders to Pittsburgh with Darius Kasparaitis by Bryan Smolinski on Nov. 17, 1996.

CAREER HIGHLIGHTS

- MILESTONES WITHIN REACH (Current Total):** 100th game (45)
- FIRST NHL GAME:** Apr. 5, 1996 - in a 4-2 Islanders loss at Ottawa
- FIRST NHL POINT:** Apr. 13, 1996 - an assist in a 5-5 OT Islanders tie at Montreal
- FIRST NHL GOAL:** Oct. 9, 1996 - in a 3-3 OT Islanders tie at Ottawa vs Damian Rhodes.
- MOST GOALS, GAME:** 1- Four times - last - Dec. 4, 1996 - in a 4-2 Penguins win at Ottawa.
- MOST ASSISTS, GAME:** 1-10 times - last - Mar. 10, 1997 - in a 2-2 OT Penguins tie vs Montreal.
- MOST POINTS, GAME:** 1-14 times - last - Mar. 10, 1997 - in a 2-2 OT Penguins tie vs Montreal.
- MOST PENALTY MINUTES, GAME:** 2-10 times - last - Feb. 12, 1997 - in a 5-1 Penguins loss vs the Islanders.

CAREER SCORING VS NHL

TEAM	GP	G	A	PTS	PIM	TEAM	GP	G	A	PTS	PIM
Anaheim	1	0	0	0	2	New Jersey	1	0	0	0	0
Boston	1	0	0	0	2	NY Islanders	3	0	1	1	4
Buffalo	2	0	0	0	0	NY Rangers	2	0	0	0	0
Calgary	1	0	1	1	2	Ottawa	4	2	0	2	2
Chicago	-	-	-	-	-	Philadelphia	3	0	0	0	0
Colorado	3	0	0	0	2	Phoenix	1	0	0	0	0
Dallas	2	0	1	1	0	San Jose	2	0	0	0	0
Detroit	2	0	0	0	0	St. Louis	1	0	1	1	0
Edmonton	-	-	-	-	-	Tampa Bay	1	1	0	1	0
Florida	1	0	0	0	0	Toronto	1	0	1	1	0
Hartford	5	1	0	1	2	Vancouver	-	-	-	-	-
Los Angeles	2	0	1	1	0	Washington	2	0	2	2	2
Montreal	4	0	2	2	2	TOTALS	45	4	10	14	20

1996-97

Acquired from the New York Islanders with Darius Kasparaitis in exchange for Bryan Smolinski on Nov. 17, 1996... Had nine points (2+7) in 27 games with the Penguins, after scoring four points (2+2) in 15 games with the Islanders.... Spent part of the season with the Cleveland Lumberjacks (IHL).


CAREER

Drafted by the Islanders in the seventh round (136th overall) of the 1991 Entry Draft.... Played for Sweden in the World Junior Championships in 1991 and 1992.... Represented Sweden at the World Championships in 1995.... Broke into the NHL with the Islanders in 1995-96, recording one assist in three games.... Also played with Worcester (AHL) and Utah (IHL) in 1995-96

AMATEUR & PROFESSIONAL RECORD

YEAR	CLUB	LEAGUE	REGULAR SEASON											PLAYOFFS				
			GP	G	A	PTS	PIM	+	PP	SH	GW	S	GP	G	A	PTS	PIM	
1990-91	Falun	Sweden	2	31	12	10	22	38	---	---	---	---	---	---	---	---	---	---
1991-92	Farjestad	Sweden	30	3	1	4	10	---	---	---	---	---	6	0	0	0	4	---
	World Jr. Championships		7	1	2	3	4	---	---	---	---	---	---	---	---	---	---	---
1992-93	Farjestad	Sweden	38	4	7	11	38	---	---	---	---	---	2	0	0	0	0	---
	World Jr. Championships		7	1	5	6	14	---	---	---	---	---	---	---	---	---	---	---
1993-94	Farjestad	Sweden	20	3	6	9	6	---	---	---	---	---	---	---	---	---	---	---
1994-95	Farjestad	Sweden	36	9	10	19	42	---	---	---	---	---	4	0	0	0	10	---
	World Championships		8	3	6	9	---	---	---	---	---	---	---	---	---	---	---	---
1995-96	NY Islanders	NHL	3	0	1	1	0	---	---	---	---	---	---	---	---	---	---	---
	Worcester	AHL	29	5	5	10	32	---	---	---	---	---	---	---	---	---	---	---
	Utah	IHL	22	4	13	17	28	---	---	---	---	12	0	5	5	6	---	
1996-97	NY Islanders	NHL	15	2	2	4	0	-6	1	0	0	21	---	---	---	---	---	
	Pittsburgh(a)	NHL	27	2	7	9	20	-6	0	0	0	38	---	---	---	---	---	
	Cleveland	IHL	10	2	4	6	42	---	---	---	---	11	1	5	6	8	---	
	NHL TOTALS		45	4	10	14	20	---	---	---	---	---	---	---	---	---	---	---
	PITTSBURGH TOTALS		27	2	7	9	20	-6	0	0	0	38	---	---	---	---	---	---

(a) - Nov. 17, 1996 - Acquired from the NY Islanders with Darius Kasparaitis for Bryan Smolinski.



ROBERT LANG Center

HT/WT: 6'2" 216 lbs

Shoots: Right

Age: 26

Born: Teplice, Czech Republic,

December 19, 1970

Acquired: Signed as a free agent on September 2, 1997.

CAREER HIGHLIGHTS

- MILESTONES ACHIEVED:** 100th game (12/6/95 vs Winnipeg)
- MILESTONES WITHIN REACH (Current Total):** 200th game (147), 100th point (58)
- FIRST NHL GAME:** Oct. 6, 1992 - in a 5-4 OT Los Angeles win at Calgary
- FIRST NHL POINT:** Oct. 6, 1992 - an assist in a 5-4 OT Los Angeles win at Calgary.
- FIRST NHL GOAL:** Jan. 27, 1994 - in a 5-4 OT Los Angeles loss vs the Rangers vs Mike Richter.
- MOST GOALS, GAME:** 1 - 19 times - last - Apr. 12, 1996 - in a 5-3 Los Angeles loss at Winnipeg.
- MOST ASSISTS, GAME:** 2 - Feb. 25, 1995 - in a 4-3 Los Angeles win at Edmonton and Dec. 29, 1995 - in a 5-4 OT Los Angeles loss at Edmonton.
- MOST POINTS, GAME:** 3 - Feb. 25, 1995 - in a 4-3 Los Angeles win at Edmonton.
- MOST PENALTY MINUTES, GAME:** 4 - Jan. 6, 1996 - in a 7-5 Los Angeles win vs SJ.

CAREER SCORING VS NHL

TEAM	GP	G	A	PTS	PIM	TEAM	GP	G	A	PTS	PIM
Anaheim	13	2	3	5	2	New Jersey	2	0	0	0	0
Boston	4	0	1	1	0	NY Islanders	1	0	1	1	0
Buffalo	3	0	0	0	0	NY Rangers	3	1	1	2	0
Calgary	14	1	3	4	4	Ottawa	2	1	1	2	2
Chicago	10	2	5	7	2	Philadelphia	2	1	0	1	0
Colorado	5	1	0	1	2	Phoenix	10	1	5	6	0
Dallas	8	1	2	3	2	Pittsburgh	2	0	0	0	0
Detroit	9	2	2	4	0	San Jose	12	0	1	1	4
Edmonton	13	2	8	10	6	St. Louis	4	0	1	1	0
Florida	-	-	-	-	-	Tampa Bay	-	-	-	-	-
Hartford	4	1	1	2	0	Toronto	8	1	2	3	0
Los Angeles	-	-	-	-	-	Vancouver	11	1	0	1	2
Montreal	3	1	0	1	0	Washington	3	0	2	2	0
TOTALS	147	19	39	58	26						

1994-97

Recorded 41 points (14+27) in 38 games with Sparta Praha in the Czech Republic League...Ranked sixth on the team in points and seventh in goals...Played in eight playoff games, recording five points (1+4).

CAREER

Recorded 22 points (6+16) in 68 games with Los Angeles in 1995-96...Had five multi-point games with the Kings...Tied for second on the team with two short-handed goals...Recorded 12 points (4+8) in 36 games with the Kings in 1994-95...Also played 16 games with Litvinov (Czech.) recording 23 points (4+19)...Scored a career-high nine goals in 32 games with Los Angeles in 1993-94...Added 10 assists, finishing the season with 19 points...Began the season with Phoenix (IHL), recording 35 points (11+24) in 44 games...Recalled by the Kings Jan. 23...Scored his first NHL goal Jan. 27 vs the Rangers (Mike Richter)...Had five assists in 11 games with Los Angeles in 1992-93, his first season in the NHL...Was drafted by the Kings in the seventh round (133rd overall) in the 1990 Entry Draft.

AMATEUR & PROFESSIONAL RECORD

YEAR	CLUB	LEAGUE	REGULAR SEASON										PLAYOFFS					
			GP	G	A	TP	PIM	+/-	PP	SH	GW	S	GP	G	A	TP	PIM	
1988-89	Litvinov	Czech.	7	3	2	5	0	---	---	---	---	---	---	---	---	---	---	---
1989-90	Litvinov (a)	Czech.	39	11	10	21	---	---	---	---	---	---	---	---	---	---	---	---
1989-91	Litvinov	Czech.	56	26	26	52	38	---	---	---	---	---	---	---	---	---	---	---
1991-92	Litvinov	Czech.	43	12	31	43	34	---	---	---	---	---	---	---	---	---	---	---
1992-93	Los Angeles	NHL	11	0	5	5	2	-3	0	0	0	3	---	---	---	---	---	---
	Phoenix	IHL	38	9	21	30	20	---	---	---	---	---	---	---	---	---	---	---
1993-94	Los Angeles	NHL	32	9	10	19	10	7	0	0	0	41	---	---	---	---	---	---
	Phoenix	IHL	44	11	24	35	34	---	---	---	---	---	---	---	---	---	---	---
1994-95	Litvinov	Czech.	16	4	19	23	28	---	---	---	---	---	---	---	---	---	---	---
	Los Angeles	NHL	36	4	8	12	4	-7	0	0	0	38	---	---	---	---	---	---
1995-96	Los Angeles	NHL	68	6	16	22	10	-15	0	2	0	71	---	---	---	---	---	---
1996-97	Sparta Praha (b)	Czech.	38	14	27	41	30	---	---	---	---	---	5	1	2	3	4	
NHL TOTALS			147	19	39	58	26	-18	0	2	0	153	---	---	---	---	---	---

(a) Drafted by Los Angeles Kings in 1990 Entry Draft. Sixth Kings pick, 133rd overall in the seventh round. (b) Signed by Pittsburgh as a free agent, September 2, 1997.



BRAD WERENKA

Defense

HT/WT: 6'1" 221 lbs

Shoots: Left

Age: 28

Born: Two Hills, Alberta,

February 12, 1969

Acquired: Signed as a free

agent on July 30, 1997.

CAREER HIGHLIGHTS

MILESTONES WITHIN REACH: (Current Total) 100th game (62)
FIRST NHL GAME: Jan. 7, 1993 - in a 3-3 OT Edmonton tie at Chicago
FIRST NHL POINT: Jan. 9, 1993 - an assist in a 4-3 Edmonton loss at Washington.
FIRST NHL GOAL: Jan. 13, 1993 - in a 4-1 Edmonton loss vs Winnipeg vs Bob Essensa.
MOST GOALS, GAME: 1 - Five Times - last - Feb. 12, 1993 - in a 6-0 Edmonton win vs San Jose
MOST ASSISTS, GAME: 2 - Mar. 22, 1994 - in a 5-3 Quebec win vs Boston and Mar. 30, 1994 - in a 6-4 Quebec loss vs Ottawa.
MOST POINTS, GAME: 2 - Three times - last - Mar. 30, 1994 - in a 6-4 Quebec loss vs Ottawa.
MOST PENALTY MINUTES, GAME: 6 - Oct. 19, 1995 - in a 4-1 Chicago loss vs Tampa Bay

CAREER SCORING VS NHL

TEAM	GP	G	A	PTS	PIM	TEAM	GP	G	A	PTS	PIM
Anaheim	-	-	-	-	-	NY Islanders	1	0	0	0	0
Boston	3	0	3	3	2	NY Rangers	2	0	0	0	6
Buffalo	5	0	1	1	0	Ottawa	2	0	2	2	2
Calgary	4	0	1	1	4	Philadelphia	1	0	0	0	0
Chicago	1	0	0	0	0	Phoenix	4	2	1	3	4
Colorado	4	0	1	1	2	Pittsburgh	3	1	0	1	4
Dallas	1	0	0	0	2	San Jose	6	1	0	1	4
Detroit	2	0	0	0	4	St. Louis	-	-	-	-	-
Edmonton	-	-	-	-	-	Tampa Bay	2	0	0	0	6
Florida	5	0	1	1	4	Toronto	1	0	0	0	0
Hartford	4	1	2	3	0	Vancouver	-	-	-	-	-
Los Angeles	5	0	0	0	4	Washington	2	0	1	1	4
New Jersey	2	0	1	1	2	TOTALS	62	5	14	19	54
Montreal	2	0	0	0	0						

1993-97

Recorded 76 points (20+56) in 82 games with Indianapolis (IHL)...Won the Governors' Trophy as the IHL's best defenseman, was named a first-team All-Star and was the top scoring defenseman in the league...Also won the IHL's Ironman Award, presented to the league's "best two-way player who performed in all games."...Led Indianapolis in playoff scoring with five points (1+4) in four games.

CAREER

Played in nine games with Chicago in the NHL in 1995-96, recording no points and eight penalty minutes...Recorded 57 points (15+42) in 73 games with Indianapolis (IHL), tied for the team lead among defensemen...Played 80 games for Milwaukee (IHL) in 1994-95, recording 53 points (8+45)...Had 13 points (3+10) in 15 games in the 1995 IHL Playoffs...Played in 15 games with Edmonton in 1993-94 recording four assists...Was traded to Quebec for Steve Passmore on Mar. 21, 1994...Recorded seven assists in 11 games with Quebec...Played five seasons at Northern Michigan (WCHA) from 1986-91, recording 128 points (40+88) in 147 games...Was a finalist for the Hobey Baker Award as a senior in 1990-91...Helped the Wildcats to the 1991 NCAA Championship, leading the country in scoring among defensemen with 63 points (20+43) in 47 games.

AMATEUR & PROFESSIONAL RECORD

YEAR	CLUB	LEAGUE	REGULAR SEASON											PLAYOFFS				
			GP	G	A	PTS	PIM	+/-	PP	SH	GW	S	GP	G	A	PTS	PIM	
1986-87	N. Michigan	WCHA	30	4	4	8	35	---	---	---	---	---	---	---	---	---	---	---
1987-88	N. Michigan	WCHA	34	7	23	30	26	---	---	---	---	---	---	---	---	---	---	---
1988-89	N. Michigan	WCHA	28	7	13	20	16	---	---	---	---	---	---	---	---	---	---	---
1989-90	N. Michigan	WCHA	8	2	5	7	8	---	---	---	---	---	---	---	---	---	---	---
1990-91	N. Michigan (abc)	WCHA	47	20	43	63	36	---	---	---	---	---	---	---	---	---	---	---
1991-92	Cape Breton	AHL	66	6	21	27	95	---	---	---	---	5	0	3	3	6	---	---
1992-93	Edmonton	NHL	27	5	3	8	24	---	---	---	---	---	---	---	---	---	---	---
	Cdn. National		18	3	7	10	10	---	---	---	---	---	---	---	---	---	---	---
	Cape Breton	AHL	4	1	1	2	4	---	---	---	---	16	4	17	21	12	---	---
1993-94	Edmonton	NHL	15	0	4	4	14	---	---	---	---	---	---	---	---	---	---	---
	Cape Breton	AHL	25	6	17	23	19	---	---	---	---	---	---	---	---	---	---	---
	Cdn. Olympic		8	2	2	4	8	---	---	---	---	---	---	---	---	---	---	---
	Quebec	NHL	11	0	7	7	8	---	---	---	---	---	---	---	---	---	---	---
	Cornwell	AHL	---	---	---	---	---	---	---	---	---	12	2	10	12	22	---	---
1994-95	Milwaukee	IHL	80	8	45	53	161	---	---	---	---	15	3	10	13	36	---	---
1995-96	Chicago	NHL	9	0	0	0	8	---	---	---	---	---	---	---	---	---	---	---
	Indianapolis	IHL	73	15	42	57	85	---	---	---	---	5	1	3	4	8	---	---
1996-97	Indianapolis (d)	IHL	82	20	56	76	83	---	---	---	---	4	1	4	5	6	---	---
	NHL TOTALS		62	5	14	19	54	---	---	---	---	---	---	---	---	---	---	---

a - WCHA First All-Star Team (1991)
 b - NCAA First All-American Team (1991)
 c - NCAA Final Four All-Tournament Team (1991)
 d - Signed as a free agent, July 30, 1997



TYLER WRIGHT 29

Center

HT/WT: 5' 11" 185 lbs

Shoots: Right

Age: 24

Born: Canora, Saskatchewan,
April 6, 1973

Acquired: Traded by Edmonton
to Pittsburgh for Pittsburgh's
seventh round draft choice in
the 1996 NHL Entry Draft on
June 22, 1996.

CAREER HIGHLIGHTS

MILESTONES WITHIN REACH: (Current Total) 100th game (86).

FIRST NHL GAME: October 10, 1992 - in a 5-2 Edmonton loss at Vancouver

FIRST NHL POINT: October 10, 1992 - a goal in a 5-2 Edmonton loss at Vancouver

FIRST NHL GOAL: October 10, 1992 in a 5-2 Edmonton loss at Vancouver vs Kirk
McLean

MOST GOALS, GAME: 1 - Five times. - Last- Dec. 13, 1996- in a 4-0 Penguins win
at San Jose

MOST ASSISTS, GAME: 1 - Three times. - Last- Feb. 16, 1997- in a 6-2 Penguins
loss vs Philadelphia

MOST POINTS, GAME: 1 - Eight times. - Last- Feb. 16, 1997- in a 6-2 Penguins
loss vs Philadelphia (1a)

CAREER SCORING VS NHL

TEAM	GP	G	A	PTS	PIM	TEAM	GP	G	A	PTS	PIM
Anaheim	3	0	0	0	6	New Jersey	2	0	0	0	0
Boston	4	0	0	0	2	NY Islanders	-	-	-	-	-
Buffalo	4	0	0	0	0	NY Rangers	4	0	0	0	2
Calgary	5	0	0	0	8	Ottawa	5	0	0	0	28
Chicago	3	0	0	0	4	Philadelphia	4	0	1	1	2
Colorado	2	0	1	1	4	Phoenix	7	2	0	2	19
Dallas	2	0	0	0	0	Pittsburgh	-	-	-	-	-
Detroit	3	0	1	1	2	San Jose	3	1	0	1	17
Edmonton	1	0	0	0	0	St. Louis	4	1	0	1	2
Florida	3	0	0	0	2	Tampa Bay	3	0	0	0	15
Hartford	4	0	0	0	7	Toronto	3	0	0	0	2
Los Angeles	3	0	0	0	2	Vancouver	7	1	0	1	14
Montreal	4	0	0	0	2	Washington	3	0	0	0	0
TOTALS	86	5	3	8	140						

1996-97

Was acquired from Edmonton by Pittsburgh for Pittsburgh's seventh round draft choice in the 1996 Entry Draft on June 22, 1996...Set career highs in games played (45), goals (2), assists (2), points (2) and penalty minutes (70) in a season...Recorded his first assist since his first NHL season (1992-93)...Appeared in 10 games with Cleveland (IHL), scoring seven points (4+3).

CAREER

Was drafted by Edmonton in the first round (12th overall) in the 1991 NHL Entry Draft...Played four seasons with Swift Current (WHL), recording 271 points (115+156) and 647 penalty minutes in 233 games...Was Swift Current's MVP in 1990-91...Led Swift Current to the 1993 WHL Championship...Played for Team Canada at both the 1992 and 1993 World Junior Championships, winning a gold medal at Sweden in 1993.

AMATEUR & PROFESSIONAL RECORD

YEAR	CLUB	LEAGUE	REGULAR SEASON											PLAYOFFS				
			GP	G	A	PTS	PIM	+	PP	SH	GW	S	GP	G	A	PTS	PIM	
1989-90	Swift Current	WHL	67	14	18	32	119	---	---	---	---	---	---	4	0	0	0	12
1990-91	Swift Current(a)	WHL	66	41	51	92	157	---	---	---	---	---	---	3	0	0	0	6
1991-92	Swift Current	WHL	63	36	46	82	295	---	---	---	---	---	---	8	2	5	7	16
1992-93	Swift Current	WHL	37	24	41	65	76	---	---	---	---	---	---	17	9	17	26	49
	Edmonton	NHL	7	1	1	2	19	---	---	---	---	---	---	---	---	---	---	---
1993-94	Edmonton	NHL	5	0	0	0	4	---	---	---	---	---	---	---	---	---	---	---
	Cape Breton	AHL	65	14	27	41	160	---	---	---	---	---	---	5	2	0	2	11
1994-95	Edmonton	NHL	6	1	0	1	14	---	---	---	---	---	---	---	---	---	---	---
	Cape Breton	AHL	70	16	15	31	184	---	---	---	---	---	---	---	---	---	---	---
1995-96	Edmonton(b)	NHL	23	1	0	1	33	---	---	---	---	---	---	---	---	---	---	---
1996-97	Pittsburgh	NHL	45	2	2	4	70	---	---	---	---	---	---	---	---	---	---	---
	Cleveland	IHL	10	4	3	7	34	---	---	---	---	---	---	14	4	2	6	44
	NHL TOTALS		86	5	3	8	140	---	---	---	---	---	---	---	---	---	---	---
	PITTSBURGH TOTALS		45	2	2	4	70	---	---	---	---	---	---	---	---	---	---	---

(a) - June, 1991 - Drafted by Edmonton Oilers in 1991 Entry Draft. First overall pick, 12th overall, in first round

(b) - June 22, 1996 - Traded to Pittsburgh by Edmonton for Pittsburgh's seventh round draft choice in the 1996 NHL Entry Draft



JEAN-SEBASTIAN AUBIN

Goaltender

HT/WT: 5' 11", 174

Catches: Right

Age: 20

Born: Montreal, Quebec, July 19, 1977

Acquired: Pittsburgh's third round choice (76th overall) in the 1995 Entry Draft.

1996-97: Played in 37 games with Sherbrooke, Laval and Moncton of the Quebec Major Junior Hockey League, combining for a record of 14-19-1 and a 3.42 GAA. Led Moncton with nine wins, a 3.21 GAA and one shutout.

CAREER: Was a third round draft choice of the Penguins in the 1995 Entry Draft. Led Sherbrooke in games played (40) and goals against average (3.57) during the 1995-96 season. His 3.57 GAA in 1995-96 was 10th in the QMJHL.

Season	Team	League	REGULAR SEASON							PLAYOFFS					
			GP	W-L-T	MIN	GA	SO	GAA	GP	W-L	MIN	GA	SO	GAA	
1993-94	Moncton	MAJHL	74	—	1324	96	—	3.74	—	—	—	—	—	—	—
1994-95	Sherbrooke Jr.	QMJHL	27	13-10-1	1207	75	1	3.57	3	1-2	185	11	0	3.77	
1995-96	Sherbrooke	QMJHL	40	18-14-2	—	—	—	3.57	4	1-3	—	—	—	5.55	
1996-97	Moncton	QMJHL	27	9-17-0	1262	97	1	3.21	—	—	—	—	—	—	
	Laval	QMJHL	11	2-6-1	532	41	0	4.62	—	—	—	—	—	—	
	Sherbrooke	QMJHL	4	2-1-0	248	8	0	1.93	1	0-1	60	4	0	1.00	

a June 1995. Drafted by Pittsburgh Penguins in 1995 Entry Draft. Selected Pittsburgh pick, 76th overall, 3rd round.



SERGE AUBIN

Center

HT/WT: 6' 0", 190

Shoots: Left

Age: 22

Born: Val D'or, Quebec, February 15, 1975

Acquired: Pittsburgh's seventh round choice (161st overall) in the 1994 Entry Draft

1996-97: Appeared in 57 games with Cleveland (IHL), recording 25 points (9+16). Appeared in two playoff games for Cleveland, recording no points.

CAREER: Drafted by the Penguins in the seventh round of the 1994 Entry Draft. Second on Granby in 1993-94 with 74 points and 42 goals. Led Granby with 73 assists in 1994-95, and second in points with 110. Led Hampton Roads in assists (62) and points (86) in 1995-96. Also led all Hampton Roads scorers in the playoffs with four assists and five points.

Season	Team	League	REGULAR SEASON					PLAYOFFS				
			GP	G	A	PTS	PIM	GP	G	A	PTS	PIM
1992-93	Brunswickville	QMJHL	65	16	24	50	30	8	0	1	1	15
1993-94	Granby Jr.	QMJHL	52	42	32	74	92	7	2	3	6	8
1994-95	Granby	QMJHL	60	37	73	110	65	11	8	15	23	4
1995-96	Hampton Roads	ECHL	62	24	67	86	74	3	1	4	5	10
1996-97	Cleveland	IHL	57	9	16	25	38	2	0	0	0	0

a June 1994. Drafted by Pittsburgh Penguins in 1994 Entry Draft. Selected Pittsburgh pick, 161st overall, seventh round.

IN THE SYSTEM

THE PLAYERS: IN THE SYSTEM



STEFAN BERGKVIST

Defense

HT/WT: 6' 4", 225

Shoots: Left

Age: 22

Born: Leksand, Sweden, March 10, 1975

Acquired: Pittsburgh's first round choice (26th overall) in the 1993 Entry Draft

1996-97: Began the season with Pittsburgh, collecting seven penalty minutes in five games... Assigned to Cleveland (IHL) on Oct. 21... Appeared in 33 games with Cleveland (IHL), recording one assist and 54 penalty minutes... Missed much of the season after undergoing surgery to remove a benign tumor on Dec. 3.

CAREER: Drafted by the Penguins in the first round of the 1993 Entry Draft... Scored 10 points (2+8) in 61 games for Cleveland in 1995-96, his first season of professional hockey... Was recalled by the Penguins on Feb. 16, 1996, and appeared in his first NHL game that evening at Winnipeg... Underwent emergency appendectomy on Feb. 21 in Buffalo and missed the next 12 games... Was assigned to Cleveland on March 19, 1996... Rejoined the Penguins following the completion of Cleveland's season, and played in four playoff games with the Penguins.

Season	Team	League	REGULAR SEASON					PLAYOFFS				
			GP	G	A	PTS	PIM	GP	G	A	PTS	PIM
1992-93	Leksand (a)	Sweden	15	0	0	0	6
1993-94	Leksand	Sweden	6	0	0	0	0
1994-95	London	OHL	54	3	17	20	93
1995-96	PITTSBURGH	NHL	2	0	0	0	2	4	0	0	0	5
	Cleveland	IHL	61	2	8	10	58	4	0	0	0	2
1996-97	PITTSBURGH	NHL	5	0	0	0	7
	Cleveland	IHL	33	0	1	1	54	4	0	0	0	0
NHL Totals			7	0	0	0	9	4	0	0	0	2

a-June, 1993-Drafted by Pittsburgh Penguins in 1993 Entry Draft. First Penguin pick, 26th overall, first round.



BRIAN BONIN

Center

HT/WT: 5' 9", 189

Shoots: Left

Age: 23

Born: St. Paul, MN, November 28, 1973

Acquired: Pittsburgh's ninth round choice (211th overall) in the 1992 Entry Draft

1996-97: Recorded 39 points (13+26) in 60 games with Cleveland (IHL) in his first season of professional hockey... Was eighth on the Lumberjacks in scoring... Had one goal in one playoff game with Cleveland.

CAREER: Drafted by the Penguins in the ninth round of the 1992 Entry Draft... Played four seasons at the University of Minnesota, compiling 216 points (100+116) in 165 games... Led the Golden Gophers in goals (34), assists (47) and points (81) in 1995-96... Won the Hobey Baker Memorial Award as the top U.S. Collegiate Player in 1996... Led Minnesota in goals (32) and points (63) in 1994-95... Second on Minnesota in points (44) in 1993-94.

Season	Team	League	REGULAR SEASON					PLAYOFFS				
			GP	G	A	PTS	PIM	GP	G	A	PTS	PIM
1991-92	White Bear Lake (a)	H.S.	23	22	35	57	8
1992-93	U. Minnesota	WCHA	38	10	18	28	10
1993-94	U. Minnesota	WCHA	42	24	20	44	14
1994-95	U. Minnesota	WCHA	43	32	31	63	28
1995-96	U. Minnesota	WCHA	42	34	47	81	30
1996-97	Cleveland	IHL	60	13	26	39	18	1	1	0	1	0

a-June, 1992-Drafted by Pittsburgh Penguins in 1992 Entry Draft. Penguins ninth pick, 211th overall, ninth round.



SVEN BUTENSCHON

Defense

HT/WT: 6' 4", 215

Shoots: Left

Age: 21

Born: Itzehoe, Germany, March 22, 1976

Acquired: Pittsburgh's third round choice (57th overall) in the 1994 Entry Draft

1996-97: Registered 15 points (3+12) and 68 penalty minutes in 75 games with Cleveland (IHL) in his first professional season... Had one assist and four penalty minutes in 10 playoff games with Cleveland.

CAREER: Drafted by Pittsburgh in the third round of the 1994 Entry Draft... Was tenth on Brandon (WHL) in scoring with 41 points (4+37) 1995-96... Ninth on Brandon in playoff scoring in 1995-96 with 13 points (1+12).

Season	Team	League	REGULAR SEASON				PLAYOFFS					
			GP	G	A	PTS	PIM	GP	G	A	PTS	PIM
1991-92	Eastman Selects	Midget	36	2	16	12	110
1992-93	Eastman Selects	Midget	35	14	22	36	101
1993-94	Brandon (aj)	WHL	76	3	19	23	51	4	0	0	0	6
1994-95	Brandon	WHL	21	1	5	6	47	18	1	2	3	11
1995-96	Brandon	WHL	26	4	37	41	99	19	1	12	13	16
1996-97	Cleveland	IHL	75	3	12	15	68	10	0	1	1	4

aj June 1994 (drafted by Pittsburgh Penguins in 1994 Entry Draft... Third Round, line pick, 57th overall) third round



ROBERT DOME

Center/Left Wing

HT/WT: 6' 3", 205

Shoots: Left

Age: 18

Born: Skalica, Slovakia, January 29, 1979

Acquired: Pittsburgh's first round choice (17th overall) in the 1997 Entry Draft


1996-97: Selected by Pittsburgh in the first round of the 1997 Entry Draft... Split the season between Long Beach and Las Vegas (IHL), scoring a combined 27 points (14+13) in 56 games.

CAREER: Began playing in the IHL in 1995-96 at the age of 16... Spent the 1995-96 season with Utah, scoring 19 points (10+9) in 56 games.

Season	Team	League	REGULAR SEASON				PLAYOFFS					
			GP	G	A	PTS	PIM	GP	G	A	PTS	PIM
1994-95	Dukha	Slovak Jr.	36	36	43	79	39
1995-96	Utah	IHL	56	10	9	19	28
1996-97	Long Beach	IHL	13	4	6	10	14
	Las Vegas (aj)	IHL	43	10	7	17	22

aj June 1997 (drafted by Pittsburgh Penguins in 1997 Entry Draft... First Round, pick # 17th overall) first round

IN THE SYSTEM



RUSTY FITZGERALD

Center/Left Wing

HT/WT: 6' 0", 200

Shoots: Left

Age: 25

Born: Minneapolis, MN, October 4, 1972


Acquired: Pittsburgh's second round choice (38th overall) in 1991 Entry Draft

1996-97: Did not play in 1996-97 due to injury.

CAREER: Drafted by the Penguins in the second round of the 1991 Entry Draft... Played four seasons at the University of Minnesota-Duluth, recording 141 career points (60+81) in 147 games... Signed by the Penguins on April 4, 1995 and assigned to Cleveland on April 6... Recalled from Cleveland on April 15, 1995 and played his first NHL game that evening against Ottawa... Scored his first NHL goal on May 3, 1995 vs Florida (John Vanbiesbrouck)... Played 21 games with the Penguins in 1995-96, recording 3 points (1+2)... Recorded 36 points (17+19) in 46 games with Cleveland (IHL) in 1995-96.

Season	Team	League	REGULAR SEASON					PLAYOFFS					
			GP	G	A	PTS	PIM	GP	G	A	PTS	PIM	
1989-90	Silver Bay H.S.	USHS	21	25	26	51	24	-----	---	---	---	---	---
1990-91	Duluth East H.S. (A)	USHS	15	14	11	25	---	-----	---	---	---	---	---
1991-92	Minn.-Duluth	WCHA	37	9	11	20	40	-----	---	---	---	---	---
1992-93	Minn.-Duluth	WCHA	39	24	23	47	48	-----	---	---	---	---	---
1993-94	Minn.-Duluth	WCHA	37	11	25	36	59	-----	---	---	---	---	---
1994-95	Minn.-Duluth	WCHA	34	16	22	38	50	-----	---	---	---	---	---
	PITTSBURGH	NHL	4	1	0	1	0	5	0	0	0	0	4
	Cleveland	IHL	2	0	1	1	2	3	3	0	3	6	
1995-96	PITTSBURGH	NHL	21	1	2	3	12	-----	---	---	---	---	---
	Cleveland	IHL	46	17	19	36	90	1	0	0	0	2	
	NHL TOTALS		25	2	2	4	12	5	0	0	0	4	

a-June, 1991-Drafted by Pittsburgh Penguins in 1991 Entry Draft. Second Penguins pick, 38th overall, second round.



CRAIG HILLIER

Goaltender

HT/WT: 6' 1", 176

Catches: Left

Age: 19

Born: Cole Harbour, Nova Scotia, February 28, 1978

Acquired: Pittsburgh's first choice (23rd overall) in 1996 Entry Draft

1996-97: Was second in the OHL with a 2.66 GAA and fifth in wins with 23 for Ottawa... Had two shutouts during the regular season... Was 4-5 in 10 playoff games, posting a 3.67 GAA.

CAREER: Pittsburgh's first round choice in the 1996 Entry Draft... Led Ottawa with a 3.84 GAA in 24 games in 1994-95... Fourth in the OHL with a 2.88 GAA during the 1995-96 season... Led Ottawa in games played (44), wins (24), minutes (2439) and GAA (2.88) during 1995-96.

Season	Team	League	GP	REGULAR SEASON					PLAYOFFS					
				W-L-T	MIN	GA	SO	GAA	GP	W-L	MIN	GA	SO	GAA
1994-95	Ottawa	OHL	24	6-7-2	1078	69	1	3.84	-----	---	---	---	---	---
1995-96	Ottawa (A)	OHL	44	24-14-3	2439	117	2	2.88	3	0-2	130	12	0	5.54
1996-97	Ottawa	OHL	36	23-6-4	2007	89	2	2.66	10	4-5	540	33	0	3.67

a-June 1996-Drafted by Pittsburgh Penguins in 1996 Entry Draft. First Penguins pick, 23rd overall, first round.



JAN HRDINA

Right Wing

HT/WT: 6' 0", 197

Shoots: Right

Age: 21

Born: Hradec Kralove, Czech Republic, February 5, 1976

Acquired: Pittsburgh's fifth round choice (128th overall) in 1995 Entry Draft

1996-97: Recorded 54 points (23-31) and 82 penalty minutes in 68 games with Cleveland (IHL)... Tied for third on the Lumberjacks in points (54), fifth in goals (23) and was tied for fourth in assists (31)... Had three points (1-2) in 13 playoff games with Cleveland.

CAREER: Drafted by Pittsburgh in the fifth round of the 1995 Entry Draft... Third on Seattle (WHL) with 100 points (41-59) in 69 games during the 1994-95 season... Fourth on Spokane (WHL) in points with 73 (29-44) during the 1995-96 season while playing in only 48 games... Led Spokane with 49 penalty minutes and was fourth in points with 19 during the 1995-96 playoffs.

Season	Team	League	REGULAR SEASON					PLAYOFFS				
			GP	G	A	PTS	PIM	GP	G	A	PTS	PIM
1993-94	Hradec Kralove	Dv. 1	21	1	5	6	0
1994-95	Seattle	WHL	69	41	59	100	79	4	0	1	1	5
1995-96	Seattle	WHL	30	19	29	47	37
	Spokane	WHL	42	16	36	26	25	18	5	14	19	49
1996-97	Cleveland	IHL	68	23	31	54	82	13	1	2	3	8

in June, 1995. Drafted by Pittsburgh Penguins in 1995 entry draft. Fourth Penguin pick, 128th overall, 1995 round.



ALEXEI KRIVCHENKOV

Defense

HT/WT: 6' 1", 198

Shoots: Left

Age: 23

Born: Novosibirsk, USSR, June 11, 1974

Acquired: Pittsburgh's third round choice (76th overall) in 1994 Entry Draft

1996-97: Split the season between Johnstown (ECHL), Hampton Roads (ECHL) and Long Beach (IHL)... Had a combined 26 points (4-24) and 71 penalty minutes in 41 games with Johnstown and Hampton Roads... Recorded three points (1-2) and 18 penalty minutes in six playoff games with Hampton Roads... Appeared in seven games with Long Beach, tallying three assists and 10 penalty minutes.

CAREER: Drafted by Pittsburgh in the third round of the 1994 Entry Draft... Split 1995-96 between Hampton Roads (ECHL) and Curve and IHL... Spent the majority of the season with Cleveland, posting five points (1-4) in 37 games... Had six points (3-3) in 16 games with Hampton Roads.

Season	Team	League	REGULAR SEASON					PLAYOFFS				
			GP	G	A	PTS	PIM	GP	G	A	PTS	PIM
1993-94	CSKA-Russian Penguins	CIS	4	0	0	0	2
1994-95	CSKA-Russian Penguins	CIS	36	1	4	5	43
1995-96	Cleveland	IHL	37	1	4	5	30
	Hampton Roads	ECHL	16	3	3	6	28
1996-97	Long Beach	IHL	7	0	2	3	10
	Johnstown	ECHL	5	1	1	2	24
	Hampton Roads	ECHL	36	3	23	26	57	6	1	2	3	18

in June, 1994. Drafted by Pittsburgh Penguins in 1994 Entry Draft. Third Penguin pick, 76th overall, 1994 round.

IN THE SYSTEM

THE PLAYERS: IN THE SYSTEM



DOMENIC PITTIS

Center

HT/WT: 6' 0" 184 lbs

Shoots: Left

Age: 23

Born: Calgary, Alta, October 1, 1974

Acquired: Pittsburgh's second round choice (52nd overall) in 1993 Entry Draft

1996-97: Made his NHL debut on Oct. 26 at Vancouver, going scoreless... Appeared in 65 games with Long Beach (IHL), scoring 66 points (23+43) and adding 91 penalty minutes

CAREER: Drafted by Pittsburgh in the second round (52nd overall) of the 1993 Entry Draft... Played two seasons with Cleveland (IHL), scoring 88 points (28+60) in 136 games from 1994-96... Scored 127 points for Lethbridge (WHL) in 1993-94, ranking third in league scoring race.

Season	Team	League	REGULAR SEASON					PLAYOFFS					
			GP	G	A	PTS	PIM	GP	G	A	PTS	PIM	
1991-92	Lethbridge	WHL	65	6	17	23	48	---	5	0	2	2	4
1992-93	Lethbridge (a)	WHL	66	46	73	119	69	---	4	3	3	6	8
1993-94	Lethbridge	WHL	72	58	69	127	93	---	8	4	11	15	16
1994-95	Cleveland	IHL	62	18	32	50	66	---	3	0	2	2	2
1995-96	Cleveland	IHL	74	10	28	38	100	---	3	0	0	0	2
1996-97	Long Beach	IHL	65	23	43	66	91	---	5	7	12	20	---
	PITTSBURGH	NHL	1	0	0	0	0	-1	0	0	0	---	---
	PGH and NHL TOTALS		1	0	0	0	0	-1	0	0	0	---	---

a- Drafted by Pittsburgh Penguins in 1993 Entry Draft. Penguins second pick, 52nd overall, second round.



RYAN SAVOIA

Center

HT/WT: 6' 1", 204

Shoots: Right

Age: 24

Born: St. Catherines, Ontario, May 6, 1973

Acquired: Signed as a free agent, April 7, 1995

1996-97: Split the season between Johnstown (ECHL), Cleveland (IHL) and Fort Wayne (IHL)... Had 79 points (35+44) and 100 penalty minutes in 60 games with Johnstown... Was second on the Chiefs in goals, assists and points... Combined for three points (1+2) in 12 games with Cleveland and Fort Wayne.

CAREER: Signed by Pittsburgh as a free agent on April 7, 1995... Played four seasons with Thorold (Jr. B), recording 253 points (117+136) in 154 games... Played one season at Brock University, scoring 55 points (23+32) in 26 games... Made his professional hockey debut with Cleveland (IHL) in 1994-95, appearing in one game... Spent the entire 1995-96 season with Cleveland, registering 13 points (6+7) in 49 games.

Season	Team	League	REGULAR SEASON					PLAYOFFS				
			GP	G	A	PTS	PIM	GP	G	A	PTS	PIM
1990-91	Thorold	Jr. B	35	13	20	33	28
1991-92	Thorold	Jr. B	41	26	24	50	46
1992-93	Thorold	Jr. B	39	27	41	68	74
1993-94	Thorold	Jr. B	39	51	51	102	48
1994-95	Brock University (a)	OCAA	26	23	32	55	16
	Cleveland	IHL	1	0	0	0	0
1995-96	Cleveland	IHL	49	6	7	13	31
1996-97	Cleveland	IHL	4	1	0	1	2
	Fort Wayne	IHL	8	0	2	2	2
	Johnstown	ECHL	60	35	44	79	100

a-April, 1995-Signed by Pittsburgh as a free agent

JAN ALINC Center HT/WT: 6-2, 190
 Born: Louny, Czech., May 27, 1972
 Acquired: Pittsburgh's seventh round choice (163rd overall) in 1992 Entry Draft
 Shoots: Left Age: 25

Season	Team	League	GP	G	A	PTS	PIM
1991-92	Litvov	CSFR	36	16	12	28	—
1992-93	Chemopetrol	CSFR	25	11	9	20	—
1993-94	Chemopetrol	CSFR	36	16	25	41	—
1994-95	Chemopetrol	CSFR	42	16	32	48	—
1995-96	Chemopetrol	CSFR	38	15	30	45	—
1996-97	Assat	Finland	47	9	16	25	16

JONAS ANDERSSON-JUNKKA Defense HT/WT: 6-2, 169
 Born: Kiruna, Sweden, May 4, 1975
 Acquired: Pittsburgh's fourth round choice (104th overall) in 1993 Entry Draft
 Shoots: Right Age: 22

Season	Team	League	GP	G	A	PTS	PIM
1992-93	Kiruna	Sweden	30	3	7	10	32
1993-94	Kiruna	Sweden	15	4	7	11	40
1994-95	Frolunda	Sweden	24	0	3	3	4
1995-96	Frolunda	Sweden	37	3	1	4	20
1996-97	Modo	Sweden	12	1	3	4	10

PETER BERGMAN Center HT/WT: 6-1, 195
 Born: Regina, Saskatchewan, April 14, 1978
 Acquired: Pittsburgh's sixth round choice (150th overall) in 1996 Entry Draft
 Shoots: Left Age: 20

Season	Team	League	GP	G	A	PTS	PIM
1995-96	Kamloops	WHL	53	8	7	15	23
1996-97	Calgary	WHL	64	10	18	28	61

BRIAN CALLAHAN Left Wing HT/WT: 6-1, 201
 Born: Melrose, Massachusetts, July 13, 1974
 Acquired: Pittsburgh's 10th round choice (235th overall) in 1992 Entry Draft
 Shoots: Left Age: 23

Season	Team	League	GP	G	A	PTS	PIM
1991-92	Belmont Hill	US Prep	25	20	18	38	—
1992-93	Belmont Hill	US Prep	15	19	16	35	16
1993-94	Boston College	HE	36	11	11	22	58
1994-95	Boston College	HE	34	10	1	11	58
1995-96	Boston College	HE	36	14	8	22	38
1996-97	Boston College	HE	38	19	19	38	70

GREG CROZIER Left Wing HT/WT: 6-3, 180
 Born: Calgary, Alberta, July 6, 1976
 Acquired: Pittsburgh's third round choice (73rd overall) in 1994 Entry Draft
 Shoots: Left Age: 21

Season	Team	League	GP	G	A	PTS	PIM
1991-92	Amherst.	USHS	46	61	47	108	47
1992-93	Lawrence Acad	USHS	21	22	13	35	9
1993-94	Lawrence Acad	USHS	18	22	26	48	—
1994-95	Lawrence Acad	USHS	31	45	32	77	22
1995-96	U. Michigan	CCHA	42	14	10	24	46
1996-97	U. Michigan	CCHA	31	5	15	20	45

JASON GODBOUT Defense HT/WT: 5-11, 180
 Born: August 5, 1976
 Acquired: Pittsburgh's ninth round choice (232nd overall) in 1994 Entry Draft
 Shoots: Left Age: 21

Season	Team	League	GP	G	A	PTS	PIM
1993-94	Hill Murray	H.S.	25	18	26	44	—
1994-95	U. Minnesota	WCHA	32	1	4	5	28
1995-96	U. Minnesota	WCHA	39	6	7	13	24
1996-97	U. Minnesota	WCHA	42	2	9	11	46

TIM HARBERTS Center HT/WT: 5-0, 184
 Born: Edina, Minnesota, May 20, 1975
 Acquired: Pittsburgh's ninth round choice (234th overall) in 1993 Entry Draft
 Shoots: Right Age: 22

Season	Team	League	GP	G	A	PTS	PIM
1991-92	Wayzata H.S.	USHS	21	19	23	42	18
1992-93	Wayzata H.S.	USHS	23	24	18	42	22
1993-94	Notre Dame	CCHA	36	10	12	22	19
1994-95	Notre Dame	CCHA	37	20	12	32	4
1995-96	Notre Dame	CCHA	35	8	17	25	10
1996-97	Notre Dame	CCHA	29	6	7	13	10

HANS JONSSON Defense HT/WT: 6-1, 176
 Born: Jarved, Sweden, August 2, 1973
 Acquired: Pittsburgh's 11th round choice (286th overall) in 1993 Entry Draft
 Shoots: Left Age: 24

Season	Team	League	GP	G	A	PTS	PIM
1991-92	Modo	Sweden	10	0	1	1	0
1992-93	Modo	Sweden	40	2	2	4	24
1993-94	Modo	Sweden	23	4	1	5	18
1994-95	Modo	Sweden	39	4	6	10	30
1995-96	Modo	Sweden	30	9	6	15	24
1996-97	Modo	Sweden	27	7	5	12	18

FUTURE PENGUINS

THE PLAYERS: FUTURE PENGUINS

BOYD KANE

Born: Swift Current, Saskatchewan, April 18, 1978
 Acquired: Pittsburgh's third round choice (72nd overall) in 1996 Entry Draft

Season	Team	League	GP	G	A	PTS	PIM
1995-96	Regina	WHL	72	21	42	63	155
1996-97	Regina	WHL	66	25	50	75	154

HT/WT: 6-1, 216

Shoots: Left Age: 20

CHRIS KELLEHER

Born: Cambridge, Massachusetts, March 23, 1975
 Acquired: Pittsburgh's fifth round choice (130th overall) in 1993 Entry Draft

Season	Team	League	GP	G	A	PTS	PIM
1991-92	St. Sebastian's	H.S.	28	7	27	34	12
1992-93	St. Sebastian's	H.S.	25	8	30	38	16
1993-94	St. Sebastian's	H.S.	24	10	21	31	—
1994-95	Boston Univ.	HE	35	3	17	20	62
1995-96	Boston Univ.	HE	37	7	18	25	43
1996-97	Boston Univ.	HE	39	10	24	34	54

HT/WT: 6-1, 215

Shoots: Left Age: 22

ALEXEI KOLKUNOV

Born: Belgorod, USSR, February 3, 1977
 Acquired: Pittsburgh's sixth round choice (154th overall) in 1995 Entry Draft

Season	Team	League	GP	G	A	PTS	PIM
1994-95	Krylja Sovetov	MHL	7	0	0	0	0
1995-96	Krylja Sovetov	MHL	43	9	3	12	35
1996-97	Krylja Sovetov	MHL	44	9	16	25	36

HT/WT: 6-2, 190

Shoots: Left Age: 20

JIRI KUCERA

Born: Bratislava, Czech, March 28, 1966
 Acquired: Pittsburgh's eighth round choice (152nd overall) in 1987 Entry Draft

Season	Team	League	GP	G	A	PTS	PIM
1989-90	Plzen	Czech.	47	10	24	34	—
1990-91	Tappara	Finland	44	23	34	57	26
1991-92	Tappara	Finland	44	22	20	42	8
1992-93	Tappara	Finland	48	22	32	54	20
1993-94	Tappara	Finland	47	16	26	42	37
1994-95	Lulea	Sweden	40	15	12	27	24
1995-96	Lulea	Sweden	39	15	19	34	38
1996-97	Plzen	Czech	43	10	23	33	—

HT/WT: 5-11, 180

Shoots: Right Age: 31

BRIAN LEITZA

Born: March 16, 1974
 Acquired: Pittsburgh's 11th round choice (284th overall) in 1994 Entry Draft

Season	Team	League	GP	MP	GA	SO	AVG.
1993-94	Sioux City	Jr. A	32	1793	98	0	3.28
1994-95	St. Cloud St.	WCHA	30	1627	91	2	3.36
1995-96	St. Cloud St.	WCHA	35	2068	129	1	3.74
1996-97	St. Cloud St.	WCHA	30	1736	93	—	3.21

HT/WT: 6-2, 185

Catches: Left Age: 23

ERIC MELOCHE

Born: Montreal, Quebec, May 1, 1976
 Acquired: Pittsburgh's seventh round choice (186th overall) in 1996 Entry Draft

Season	Team	League	GP	G	A	PTS	PIM
1995-96	Cornwall	TII	64	68	53	121	162
1996-97	Ohio State	CCHA	39	12	11	23	78

HT/WT: 5-11, 195

Shoots: Right Age: 21

ALEXEI MOROZOV

Born: Moscow, USSR, February 16, 1977
 Acquired: Pittsburgh's first round choice (24th overall) in 1995 Entry Draft

Season	Team	League	GP	G	A	PTS	PIM
1993-94	Krylja Sovetov	MHL	7	0	0	0	0
1994-95	Krylja Sovetov	MHL	46	15	12	27	53
1995-96	Krylja Sovetov	MHL	47	12	10	22	26
1996-97	Krylja Sovetov	MHL	44	21	11	32	32

HT/WT: 6-1, 180

Shoots: Left Age: 20

VALENTIN MOROZOV

Born: Moscow, USSR, June 1, 1975
 Acquired: Pittsburgh's sixth round choice (154th overall) in 1994 Entry Draft

Season	Team	League	GP	G	A	PTS	PIM
1993-94	CSKA-Russian Penguins	Russia	18	4	1	5	8
1994-95	CSKA-Russian Penguins	Russia	49	11	4	15	10
1995-96	CSKA-Moscow	Russia	51	30	11	41	28
1996-97	CSKA-Moscow	Russia	22	8	5	13	8

HT/WT: 5-11, 176

Shoots: Left Age: 22

THOMAS O'CONNOR

Born: Springfield, Massachusetts, January 3, 1976
 Acquired: Pittsburgh's fourth round choice (102nd overall) in 1994 Entry Draft

Season	Team	League	GP	G	A	PTS	PIM
1991-92	Springfield	Jr. B	40	1	12	13	12
1992-93	Springfield	Jr. B	42	11	19	30	40
1993-94	Springfield	EJHL	46	36	15	19	73
1994-95	U. Mass.-Amherst	HE	34	1	1	2	44
1995-96	U. Mass.-Amherst	HE	35	2	4	6	48
1996-97	U. Mass.-Amherst	HE	30	3	8	11	42

HT/WT: 6-2, 190

Shoots: Left Age: 21

THE PLAYERS: FUTURE PENGUINS

BORIS PROTSENKO

Born: Kiev, Ukraine, August 21, 1978

Acquired: Pittsburgh's third round choice (77th overall) in 1996 Entry Draft

Season	Team	League	GP	G	A	PTS	PIM
1994-95	Fernie	TII	47	27	25	52	199
1995-96	Calgary	WHL	71	46	29	75	68
1996-97	Calgary	WHL	67	35	32	67	136

Right Wing

HT/WT: 5-11, 194

Shoots: Right Age: 19

DERRICK PYKE

Born: Sydney, Nova Scotia, September 29, 1976

Acquired: Pittsburgh's seventh round choice (189th overall) in 1995 Entry Draft

Season	Team	League	GP	G	A	PTS	PIM
1992-93	Cape Breton	Midget	26	13	20	33	52
1993-94	Cape Breton	Midget	28	34	49	83	75
1994-95	Halifax	QMJHL	71	20	22	42	99
1995-96	Halifax	QMJHL	40	7	11	18	20
	Drummondville	QMJHL	27	6	9	15	28
1996-97	Drummondville	QMJHL	62	12	17	29	84

Right Wing

HT/WT: 6-1, 165

Shoots: Right Age: 21

MICHAL ROZSIVAL

Born: Vlasim, Czech., September 3, 1978

Acquired: Pittsburgh's fourth round choice (105th overall) in 1996 Entry Draft

Season	Team	League	GP	G	A	PTS	PIM
1994-95	Jihlava	Czech. Jr.	31	8	13	21	—
1995-96	Jihlava	Czech. Jr.	36	3	4	7	—
1995-96	Czech. '78	Euro. Jr.	5	0	1	1	10
1996-97	Swift Current	WHL	63	8	31	39	80

Defense

HT/WT: 6-1, 194

Shoots: Right Age: 19

TIMO SEIKKULA

Born: May 27, 1978

Acquired: Pittsburgh's ninth round choice (238th overall) in 1996 Entry Draft

Season	Team	League	GP	G	A	PTS	PIM
1995-96	Junkkarit	Finland	—	—	—	—	—
1996-97	Kiekko	Finland	36	4	5	9	26

Center/Left Wing

HT/WT: 6-2, 183

Shoots: Left Age: 19

PAVEL SKRBEK

Born: Kladno, Czech., August 8, 1978

Acquired: Pittsburgh's second round choice (28th overall) in 1996 Entry Draft

Season	Team	League	GP	G	A	PTS	PIM
1994-95	Kladno	Czech. Jr.	29	7	6	13	—
1995-96	Kladno	Czech. Jr.	29	10	12	22	—
1995-96	Czech. '78	Euro. Jr.	5	3	2	5	10
1995-96	Kladno	Czech. Jr.	13	0	1	1	—
1996-97	Kladno	Czech. Jr.	35	1	5	6	—

Defense

HT/WT: 6-3, 191

Shoots: Left Age: 19

MIKA VALILA

Born: Sodertalje, Sweden, February 20, 1970

Acquired: Pittsburgh's seventh round choice (130th overall) in 1990 Entry Draft

Season	Team	League	GP	G	A	PTS	PIM
1989-90	Teppara	Finland	44	8	16	24	14
1990-91	Teppara	Finland	41	10	9	19	16
1991-92	Jokeirt	Finland	30	4	3	7	4
1992-93	Lukko	Finland	48	8	10	18	24
1993-94	Lukko	Finland	45	7	7	14	18
1994-95	Troja	Sweden	28	14	12	26	52

Center

HT/WT: 6-0, 175

Shoots: Left Age: 27

BORIS ZELENIKO

Born: September 12, 1975

Acquired: Pittsburgh's eighth round choice (206th overall) in 1994 Entry Draft

Season	Team	League	GP	G	A	PTS	PIM
1993-94	CSKA-Russian Penguins	Russia	34	5	1	6	10
1994-95	CSKA-Russian Penguins	Russia	39	5	1	6	12
1995-96	CSKA-Moscow	Russia	26	4	2	6	8
1996-97	CSKA-Moscow	Russia	23	2	5	7	8

Right Wing

HT/WT: 6-1, 172

Shoots: Right Age: 22

1997-98 PENGUINS ROSTER

FORWARD

NO	PLAYER	HT	WT	DATE OF BIRTH	PLACE OF BIRTH
--	AUBIN, Serge	6-0	190	2-15-75	Val D'or, Quebec
14	BARNES, Stu	5-11	185	12-25-70	Spruce Grove, Alta.
--	BONIN, Brian	5-9	189	11-28-73	St. Paul, MN
--	BROWN, Rob	5-10	183	4-10-68	Kingston, Ontario
--	CALLAHAN, Brian	6-0	201	7-13-74	Melrose, MA
--	DDME, Robert	6-0	205	1-29-79	Skalica, Slovakia
27	DZIEDZIC, Joe	6-3	227	12-18-71	Minneapolis, MN
--	FITZGERALD, Rusty	6-0	200	10-4-72	Minneapolis, MN
10	FRANCIS, Ron	6-3	200	3-1-63	Sault Ste. Marie, Ont.
--	HARBERTS, Tim	6-0	184	5-20-75	Edina, MN
33	HICKS, Alex	6-0	195	9-4-69	Calgary, Alta.
--	HRDINA, Jan	6-0	197	2-5-76	Hradec Kralove, Czech
68	JAGR, Jaromir	6-2	228	2-15-72	Kladno, Czech.
38	JOHANSSON, Andreas	6-0	209	5-19-73	Hofors, Sweden
9	JOHNSON, Greg	5-10	194	3-16-71	Thunder Bay, Ont.
--	KANE, Boyd	6-1	216	4-18-78	Swift Current, Sask.
--	LANG, Robert	6-2	216	12-19-70	Teplice, Czech.
--	MATHIEU, Alexandre	6-1	176	2-12-79	Repentigny, Quebec
93	NEDVED, Petr	6-3	195	12-9-71	Liberec, Czech.
16	QLCZYK, Eddie	6-1	207	8-16-66	Chicago, IL
20	OKSIUTA, Roman	6-5	226	9-9-70	Murmansk, Russia
--	PITTIS, Domenic	6-0	184	10-1-74	Calgary, Alta.
--	PROTSENKO, Boris	5-11	194	8-21-78	Kiev, Ukraine
51	ROCHE, Dave	6-4	234	6-13-75	Lindsay, Ont.
--	SAVOIA, Ryan	6-1	204	5-6-73	St. Catharines, Ont.
25	STOJANOV, Alek	6-4	236	4-25-73	Windsor, Ont.
82	STRAKA, Martin	5-10	175	9-3-72	Pizen, Czech
8	WALK, Garry	6-1	205	11-27-67	Edmonton, Alta.
29	WRIGHT, Tyler	5-11	185	4-6-73	Canora, Sask.

DEFENSE

NO	PLAYER	HT	WT	DATE OF BIRTH	PLACE OF BIRTH
--	BERGKVIST, Stefan	6-4	225	3-10-75	Leksand, Sweden
--	BUTENSCHON, Sven	6-4	215	3-22-76	Itzehoe, Germany
--	FERENCE, Andrew	5-10	187	3-17-79	Edmonton, Alta.
4	HATCHER, Kevin	6-3	232	9-9-66	Detroit, MI
11	KASPARAITIS, Darius	5-11	209	10-16-72	Elektrėnai, Lithuania
--	KRIVCHENKOV, Alexei	6-1	198	6-11-74	Novosibirsk, USSR
18	LEROUX, Francois	6-6	246	4-18-70	Ste.-Adele, Que.
--	MELICHAR, Josef	6-3	196	1-20-79	Ceske-Budjovice, Czech
24	MORAN, Ian	6-0	206	8-24-72	Cleveland, OH
23	OLAUSDN, Fredrik	6-0	198	10-5-66	Dadsejo, Sweden
--	PRATT, Harlan	6-2	191	12-10-78	Fort McMurray, Alta.
--	ROZSIVAL, Michal	6-1	194	9-3-78	Vlasim, Czech.
71	SLEGR, Jiri	6-0	217	5-30-71	Jihlava, Czech.
2	TAMER, Chris	6-1	207	11-17-70	Dearborn, MI
--	VORONOV, Sergei	6-2	200	2-5-71	Moscow, USSR
--	WERENKA, Brad	6-1	221	2-12-69	Two Hills, Alta.
6	WILKINSON, Neil	6-3	195	8-15-67	Seikirk, Man.
22	WOOLLEY, Jason	6-1	188	7-27-69	Toronto, Ont.

GOALTENDERS

NO	PLAYER	HT	WT	DATE OF BIRTH	PLACE OF BIRTH
--	AUBIN, Jean-Sebastian	5-11	174	7-19-77	Montreal, Quebec
35	BARRASSO, Tom	6-3	210	3-31-65	Boston, MA
--	HILLIER, Craig	6-1	176	2-28-78	Cole Harbour, N. S.
40	LALIME, Patrick	6-2	170	7-7-74	St. Bonaventure, Que.
--	SKUDRA, Peter	6-1	182	4-24-73	Riga, Latvia
31	WREGGET, Ken	6-1	205	3-25-64	Brandon, Man.

THE PLAYERS: ROSTER

FORWARDS		1996-97 Club	GP	G	A	PTS	PIM
..	AUBIN, Serge	Cleveland (IHL)	57	9	16	25	38
14	BARNES, Stu	Florida (NHL)	19	2	8	10	0
..	..	Pittsburgh (NHL)	62	17	22	38	39
..	BONIN, Brian	Cleveland (IHL)	60	13	26	39	18
..	BROWN, Rob	Chicago (IHL)	76	37	80	117	98
..	CALLAHAN, Brian	Boston College (HE)	58	19	19	38	70
..	DOMC, Robert	Long Beach (IHL)	13	4	6	10	14
..	..	Las Vegas (IHL)	43	10	7	17	22
27	DZIEDZIC, Joe	Pittsburgh (NHL)	59	9	9	18	63
..	FITZGERALD, Rusty	DID NOT PLAY (INJURED)					
10	FRANCIS, Ron	Pittsburgh (NHL)	81	27	63	90	20
..	HARBERTS, Tim	Notre Dame (CCHA)	29	6	7	13	6
33	HICKS, Alex	Anaheim (NHL)	8	2	6	8	14
..	..	Pittsburgh (NHL)	55	5	15	20	76
..	HRDINA, Jan	Cleveland (IHL)	88	23	31	54	82
68	JAGR, Jaromir	Pittsburgh (NHL)	63	47	48	95	40
38	JOHANSSON, Andreas	NY Islanders (NHL)	15	2	2	4	0
..	..	Pittsburgh (NHL)	27	2	7	9	20
..	..	Cleveland (IHL)	10	2	4	6	42
9	JOHNSON, Greg	Detroit (NHL)	43	6	10	16	17
..	..	Pittsburgh (NHL)	32	7	9	16	14
..	KANE, Boyd	Regina (WHL)	96	25	50	75	154
..	LANG, Robert	Sparta Praha (Czech)	38	14	27	41	30
..	MATHEU, Alexandre	Halifax (QMJHL)	70	12	22	34	16
93	NEDELO, Petr	Pittsburgh (NHL)	74	33	38	71	66
16	OLCZYK, Eddie	Los Angeles (NHL)	57	21	23	44	45
..	..	Pittsburgh (NHL)	12	4	7	11	6
20	OKSIUTA, Roman	Anaheim (NHL)	28	6	7	13	22
..	..	Pittsburgh (NHL)	7	0	0	0	4
..	PITTIS, Domenic	Long Beach (IHL)	35	23	43	66	91
..	..	Pittsburgh (NHL)	1	0	0	0	0
..	PROTSENKO, Boris	Calgary (WHL)	57	35	32	67	136
51	ROCHE, Dave	Pittsburgh (NHL)	61	5	5	10	155
..	..	Cleveland (IHL)	18	5	5	10	25
..	SAVDIA, Ryan	Johnstown (ECHL)	80	35	44	79	100
..	..	Cleveland (IHL)	4	1	0	1	2
..	..	Fort Wayne (IHL)	8	0	2	2	2
25	STOJANOV, Alek	Pittsburgh (NHL)	35	1	4	5	79
82	STRAKA, Martin	Florida (NHL)	55	7	22	29	12
8	VALK, Garry	Anaheim (NHL)	53	7	7	14	53
..	..	Pittsburgh (NHL)	17	3	4	7	25
29	WRIGHT, Tyler	Pittsburgh (NHL)	45	2	2	4	70
..	..	Cleveland (IHL)	10	4	3	7	34


DEFENSE		1996-97 Club	GP	G	A	PTS	PIM
..	BERGKVIST, Stefan	Pittsburgh (NHL)	5	0	0	0	7
..	..	Cleveland (IHL)	33	0	1	1	54
..	BUTENSCHON, Sven	Cleveland (IHL)	75	3	12	15	68
..	..	Johnstown (ECHL)	47	10	10	12	156
..	FERENCE, Andrew	Portland (WHL)	72	12	32	44	163
4	HATCHER, Kevin	NY Islanders (NHL)	30	15	29	54	11
11	KASPARAITIS, Darius	NY Islanders (NHL)	18	0	5	5	16
..	..	Pittsburgh (NHL)	57	2	1	2	24
..	..	Hampton Roads (ECHL)	36	3	23	26	57
..	..	Long Beach (IHL)	7	0	3	3	10
18	LEROUX, Francois	Pittsburgh (NHL)	59	0	3	3	81
..	MELICHAR, Josef	Burgovice (Czech Jr.)	40	2	4	6	10
24	MORAN, Ian	Pittsburgh (NHL)	36	4	5	9	22
..	..	Cleveland (IHL)	36	6	23	29	26
23	OLAUSSON, Fredrik	Anaheim (NHL)	20	2	9	11	8
..	..	Pittsburgh (NHL)	51	7	20	27	24
..	PRATT, Harlan	Prince Albert (WHL)	67	7	26	33	51
..	ROZSIVAL, Michal	Swift Current (WHL)	63	8	31	39	80
..	SKRBEK, Pavel	Kladno (Czech)	35	1	5	6	26
71	SLEGR, Jiri	Sofortalje (Sweden)	--	4	14	18	62
2	TAMER, Chris	Pittsburgh (NHL)	45	2	4	6	131
..	VORONOV, Sergei	Las Vegas (IHL)	40	2	4	6	99
..	WERENKA, Brad	Indianapolis (IHL)	82	20	56	76	83
6	WILKINSON, Neil	Pittsburgh (NHL)	23	0	0	0	36
..	..	Cleveland (IHL)	2	0	1	1	0
22	WODDLEY, Jason	Florida (NHL)	3	0	0	0	2
..	..	Pittsburgh (NHL)	57	6	30	36	28

GOALTENDERS		1996-97 Club	GP	MP	GA	SO	AVG.
..	AUBIN, Jean-Sebastian	Sherbrooke (QMJHL)	4	249	8	0	1.93
..	..	Laval (QMJHL)	11	532	41	0	4.62
..	..	Moncton (QMJHL)	22	1252	67	1	3.21
35	BARPASSO, Tom	Pittsburgh (NHL)	5	270	26	0	5.76
..	HILLIER, Craig	Ottawa (OHL)	36	2007	89	2	2.66
40	LALIME, Patrick	Pittsburgh (NHL)	39	2058	101	3	2.94
..	..	Cleveland (IHL)	14	824	45	1	3.24
..	SKUDRA, Peter	Hamilton (IHL)	32	1615	101	0	3.75
..	..	Johnstown (ECHL)	4	200	11	0	3.30
31	WREGGET, Ken	Pittsburgh (NHL)	46	2514	136	2	3.25

1997-98 PENGUINS ROSTER

NO.	PLAYERS (Draft-YR: Pick-O/A-Rnd.) (Trade: Month/Year)	HOW ACQUIRED	JUNIOR OR COLLEGE HOCKEY
CENTERS			
--	AUBIN, Serge	Entry Draft (1994) (9-161-7)	Junior-QMJHL (Granby)
14	BARNES, Stu	Trade With Florida (Nov./1995)	Junior-WHL (Tri-City)
--	BONIN, Brian	Entry Draft (1992) (9-211-9)	College-WCHA (Minnesota)
10	FRANCIS, Ron	Trade With Hartford (March/1991)	Junior-OHL (S.S. Marie)
--	HARBERTS, Tim	Entry Draft (1993) (9-234-9)	College-CCHA (Notre Dame)
--	LANG, Robert	Free Agent (Sept/1997)	Europe-Czech (Sparta Praha)
9	JOHNSON, Greg	Trade With Detroit (Jan./1997)	College-WCHA (North Dakota)
--	MATHIEU, Alexandre	Entry Draft (1997) (4-97-4)	Junior-QMJHL (Halifax)
93	NEDVED, Petr	Trade With NY Rangers (Aug./1995)	Junior-WHL (Seattle)
--	SAVOIA, Ryan	Free Agent (Apr./1995)	College-OUSA (Brook)
82	STRAKA, Martin	Free Agent (Aug./1997)	Europe-Czech (Plzen)
29	WRIGHT, Tyler	Trade With Edmonton (June/1996)	Junior-WHL (Swift Current)
LEFT WINGS			
--	CALLAHAN, Brian	Entry Draft (1992) (10-235-10)	College-HE (Boston College)
--	DOME, Robert	Entry Draft (1997) (1-17-1)	Europe-Slovakia (Dukla)
27	DZIEDZIC, Joe	Entry Draft (1990) (2-61-3)	College-WCHA (Minnesota)
--	FITZGERALD, Rusty	Entry Draft (1991) (2-38-2)	College-WCHA (Minnesota-Duluth)
33	HICKS, Alex	Trade With Anaheim (Nov./1997)	College-WCHA (Wisconsin-Eau Claire)
38	JOHANSSON, Andreas	Trade With NY Islanders (Nov./1997)	Europe-Sweden (Farjestad)
--	KANE, Boyd	Entry Draft (1996) (3-72-3)	Junior-WHL (Regina)
51	ROCHE, Dave	Entry Draft (1993) (3-62-3)	Junior-OHL (Peterborough)
25	STOJANOV, Alek	Trade With Vancouver (Mar./1996)	Junior-OHL (Newmarket)
8	VALK, Garry	Trade With Anaheim (Feb./1997)	College-WCHA (North Dakota)
RIGHT WINGS			
--	BRDWN, Rob	Tryout	Junior-WHL (Kamloops)
--	HRDINA, Jan	Entry Draft (1995) (5-128-5)	Junior-WHL (Spokane)
68	JAGR, Jaromir	Entry Draft (1990) (1-5-1)	Europe-Czech (Kladno)
16	OLCZYK, Eddie	Trade With Los Angeles (Mar./1997)	Junior-Jr. B (Stratford)
20	OKSIUTA, Roman	Trade With Anaheim (Mar./1997)	Europe-CIS (Khimik)
--	PITTS, Domenic	Entry Draft (1993) (2-52-2)	Junior-WHL (Lethbridge)
--	PROTSENKO, Boris	Entry Draft (1996) (4-77-3)	Junior-WHL (Calgary)
DEFENSE			
--	BERGKVIST, Stefan	Entry Draft (1993) (1-26-1)	Junior-OHL (London)
--	BUTENSGHON, Sven	Entry Draft (1994) (3-57-3)	Junior-WHL (Brandon)
--	FERENCE, Andrew	Entry Draft (1997) (8-208-8)	Junior-WHL (Portland)
4	HATCHER, Kevin	Trade With Dallas (June/1996)	Junior-OHL (North Bay)
11	KASPARAITIS, Darius	Trade With NY Islanders (Nov./1996)	Europe-CIS (Moscow Dynamo)
--	KRIVCHENKOV, Alexei	Entry Draft (1994) (5-76-3)	Europe-Russia (CSKA-Russian Pens)
18	LEROUX, Francois	Waiver Draft (Jan./1995)	Junior-QMJHL (Victoriaville)
--	MELICHAR, Josef	Entry Draft (1997) (3-71-3)	Europe-Czech Jr. (Budjovice)
24	MORAN, Ian	Entry Draft (1990) (5-107-6)	College-HE (Boston College)
23	OLAUSSON, Fredrik	Trade With Anaheim (Nov./1996)	Europe-Sweden (Farjestad)
--	PRATT, Harlan	Entry Draft (1997) (5-124-5)	Junior-WHL (Prince Albert)
--	ROZSIVAL, Michal	Entry Draft (1996) (5-105-4)	Europe-Czech Jr. (Jihlava)
71	SLEGR, Jiri	Trade With Edmonton (Aug./1997)	Europe-Sweden (Sodertalje)
2	TAMER, Chris	Entry Draft (1990) (3-68-4)	College-CCHA (Michigan)
--	VORONOV, Sergei	Entry Draft (1995) (7-206-8)	Europe-Russia (Moscow Dynamo)
--	WERENKA, Brad	Free Agent (July/1997)	College-WCHA (N. Michigan)
6	WILKINSON, Neil	Trade With Winnipeg (Dec./1995)	Junior-WHL (Medicine Hat)
22	WODDLEY, Jason	Trade With Florida (Nov./1996)	College-CCHA (Michigan State)
GOALTENDERS			
--	AUBIN, Jean-Sebastian	Entry Draft (1995) (2-76-3)	Junior-QMJHL (Moncton)
35	BARRASSO, Tom	Trade With Buffalo (Nov./1998)	High School (Acton-Boxboro)
--	HILLIER, Craig	Entry Draft (1996) (1-23-1)	Junior-OHL (Dttawa)
40	LALIME, Patrick	Entry Draft (1993) (6-156-6)	Junior-QMJHL (Shawinigan)
--	SKUDRA, Peter	Tryout	
31	WREGGET, Ken	Trade With Philadelphia (Feb./1992)	Junior-WHL (Lethbridge)

ROBERT DOME with Craig Patrick and Greg Maloon



ROBERT DOME

Pos: Center/Right Wing
 Age: 18 - Jan. 29, 1979
 Shoots: Left
 Size: 6-0, 205
 Born: Skalica, Slovakia
 RD/OV: 1st/17th

Season	Team	League	GP	G	A	PTS	PIM
1996-97	Las Vegas/ Long Beach	IHL	56	14	13	27	36
1995-96	Utah	IHL	56	10	9	19	28
1994-95	Duklai	Slovak. Jr.	36	36	43	79	39

BRIAN GAFFANEY

Pos: Defense
 Age: 20 - Oct. 4, 1977
 Shoots: Left
 Size: 6-5, 205
 Born: Alexandria, Minnesota
 RD/OV: 2nd/44th

Season	Team	League	GP	G	A	PTS	PIM
1996-97	N. Iowa	USHL	48	8	13	21	49

JOSEF MELICWAR

Pos: Defense
 Age: 18 - Jan. 20, 1979
 Shoots: Left
 Size: 6-3, 196
 Born: Ceske-Budjovice, Czech Rep.
 RD/OV: 3rd/71st

Season	Team	League	GP	G	A	PTS	PIM
1996-97	Budjovice	Czech Jr.	40	2	4	6	10
	CZE 79	European	6	0	1	1	2

ALEXANDRE MATHIEU

Pos: Center
 Age: 18 - Feb. 12, 1979
 Shoots: Left
 Size: 6-1, 176
 Born: Repentigny, Quebec
 RD/OV: 4th/97th

Season	Team	League	GP	G	A	PTS	PIM
1996-97	Halifax	QMJHL	70	12	22	34	16
1995-96	Regents de Laval	Midjet AAA	44	6	24	30	24

1997 ENTRY DRAFT SELECTIONS

CARLAM BRATT

Pos: Defense Size: 6-2, 191
 Age: 18 - Dec. 10, 1978 Born: Fort McMurray, Alberta
 Shoots: Right RD/OV: 5th/124th

Season	Team	League	GP	G	A	PTS	PIM
1996-97	Prince Albert	WHL	67	7	26	33	51
1995-96	Red Deer	WHL	60	2	3	5	22

PETR HAVELKA

Pos: Left Wing Size: 6-2, 187
 Age: 18 - March 4, 1979 Born: Most, Czech Rep.
 Shoots: Left RD/OV: 6th/152nd

Season	Team	League	GP	G	A	PTS	PIM
1996-97	Sparta Praha	Czech Jr.	22	14	13	27	—

PAUL WOODRE

Pos: Defense Size: 6-3, 185
 Age: 20 - Feb. 18, 1977 Born: Windsor, Ontario
 Shoots: Right RD/OV: 7th/179th

Season	Team	League	GP	G	A	PTS	PIM
1996-97	Harvard	ECAC	22	5	2	7	16

ANDREW FRENCH

Pos: Defense Size: 5-10, 187
 Age: 18 - March 17, 1979 Born: Edmonton, Alberta
 Shoots: Left RD/OV: 8th/208th

Season	Team	League	GP	G	A	PTS	PIM
1996-97	Portland	WHL	72	12	32	44	163

ERIC HOOD

Pos: Defense Size: 6-1, 198
 Age: 19 - March 12, 1978 Born: New Canaan, Connecticut
 Shoots: Right RD/OV: 9th/234th

Season	Team	League	GP	G	A	PTS	PIM
1996-97	Des Moines/ Avon Old Farms	USHS	55	18	39	57	50

BREAKDOWN ON THE 1997 PENGUINS DRAFT CHOICES

Center:	1	Defense:	6
Left Wing:	1	Center/Right Wing:	1
International:	2	WHL:	2
ECAC, IHL, QMJHL, USHL, High School: 1 each			



DIRECTORY

GENERAL PARTNERS

President/CEO/Governor
Howard Dolgon
Executive Vice President
Alan Taylor
General Manager/CFO/Alternate Governor
Vance Lederman
General Counsel
Jeffrey Fried

HOCKEY OPERATIONS

Head Coach
Jack McIlhargey
Assistant Coach
Glenn Patrick
Athletic Trainer
Ralph Krugler
Equipment Manager
Rodney Blachford

BUSINESS STAFF

Vice President, Marketing and Communications
Tim Kuhl
Public Relations Manager
Jim Sarosy
Director of Broadcasting
Joel Stern
Ticket Manager
Kurt Stroman
Account Executive
Mark Solak
Account Executive/Youth Hockey Coordinator
Allen LaVenture
Account Executive/Promotions Manager
Doug Spolyer
Account Executive
Danielle Roach
Business Manager
Annette Decker

Onondaga County War Memorial
800 South State Street
Syracuse, NY 13203
PHONE: 315-473-4444
FAX: 315-473-4449

The Pittsburgh Penguins signed a working agreement with the Vancouver Canucks August 19, to send players to the Canucks affiliate, the Syracuse Crunch.



JACK McILHARGEY

Head Coach

The 1997-98 season will be McIlhargey's fourth consecutive season behind the Crunch bench and his sixth as the head coach of the Canucks' top minor league affiliate. Under McIlhargey, the Crunch have improved each year since their inaugural season (1994-95), winning a club record 32 games in 1996-97.

In 1995-96, McIlhargey guided the Crunch to their first-ever playoff appearance. The Crunch defeated Binghamton (3 games to 1) and Baltimore (4 games to 3), before being ousted by the eventual Calder Cup Champion Rochester Americans. Overall, McIlhargey has a 195-242-45 record in his six seasons as a head coach.

The 1997-98 season marks McIlhargey's 14th year in the Canucks' organization in a coaching capacity. He spent seven seasons as an assistant coach to Harry Neale, Tom Watt, Bob McCammon and Pat Quinn.

Prior to his three seasons in Syracuse, McIlhargey guided the Canucks affiliate in Milwaukee (1991-92) and Hamilton (1992-94). Before joining the Vancouver organization, McIlhargey was an assistant coach with the Hartford Whalers AHL affiliate in Binghamton.

McIlhargey's NHL career spanned eight years and 393 games with Vancouver, Philadelphia and Hartford. He retired following the 1981-82 season.



GLENN PATRICK

Assistant Coach

Glenn Patrick was named assistant coach of the Syracuse Crunch August 27, 1997. He becomes just the third assistant coach in Crunch history, following Curt Fraser (1994-95) and Ted Sator (1996-97). Patrick will continue in his role as a professional scout for the Penguins.

A professional defenseman throughout his eight-year playing career, Patrick made his professional debut with Kansas City (CHL) in 1970-71. His eight year career included NHL stints with the St. Louis Blues, California Golden Seals and Cleveland Barons. He was also a member of the 1978 U.S. National team.

Patrick served as head coach of the Peoria Prancers of the International Hockey League in 1982-83 and was an assistant coach for the Hampton Roads Admirals of the East Coast Hockey League from 1991-93. He joined the Penguins scouting staff in 1994.

The brother of Penguins General Manager Craig Patrick was born in New York but grew up in Massachusetts, where his father, Lynn, was coach and general manager of the Boston Bruins.

SYRACUSE CRUNCH

1997-98 SYRACUSE CRUNCH SCHEDULE

HOME SCHEDULE

Oct. 3 -- Philadelphia, 7:30 pm
Oct. 5 -- Albany, 5:00 pm
Oct. 11 -- Rochester, 7:30 pm
Oct. 17 -- Philadelphia, 7:30 pm
Oct. 31 -- Hamilton, 7:30 pm
Nov. 10 -- Hamilton, 7:30 pm
Nov. 14 -- Rochester, 7:30 pm
Nov. 21 -- Albany, 7:30 pm
Nov. 22 -- Rochester, 7:30 pm
Nov. 28 -- Adirondack, 7:30 pm
Nov. 30 -- Albany, 5:00 pm
Dec. 5 -- Worcester, 7:30 pm
Dec. 7 -- Kentucky, 5:00 pm
Dec. 12 -- Springfield, 7:30 pm
Dec. 13 -- Adirondack, 7:30 pm
Dec. 19 -- Adirondack, 7:30 pm
Dec. 20 -- St Johns nfid, 7:30 pm
Dec. 23 -- New Haven, 7:30 pm
Dec. 30 -- Hershey, 7:30 pm
Dec. 31 -- Hamilton, 7:30 pm
Jan. 2 -- Hershey, 7:30 pm
Jan. 16 -- Rochester, 7:30 pm
Jan. 18 -- Saint John nb, 5:00 pm
Jan. 23 -- Hershey, 7:30 pm
Jan. 31 -- Cincinnati, 7:30 pm
Feb. 13 -- Worcester, 7:30 pm
Feb. 14 -- St Johns nfid, 7:30 pm
Feb. 16 -- Fredericton, 7:30 pm
Feb. 20 -- New Haven, 7:30 pm
Feb. 27 -- Hartford, 7:30 pm
Mar. 4 -- Adirondack, 7:30 pm
Mar. 13 -- Kentucky, 7:30 pm
Mar. 14 -- Albany, 7:30 pm
Mar. 20 -- Hamilton, 7:30 pm
Mar. 21 -- Rochester, 7:30 pm
Mar. 28 -- Providence, 7:30 pm
Mar. 29 -- Hamilton, 5:00 pm
Apr. 1 -- Cincinnati, 7:30 pm
Apr. 3 -- Adirondack, 7:30 pm
Apr. 8 -- Philadelphia, 7:30 pm

ROAD SCHEDULE

Oct. 4 -- at Philadelphia, 7:00 pm
Oct. 12 -- at Rochester, 6:05 pm
Oct. 14 -- at Hamilton, 7:30 pm
Oct. 18 -- at Hershey, 7:00 pm
Oct. 25 -- at Adirondack, 7:30 pm
Nov. 1 -- at Rochester, 7:35 pm
Nov. 7 -- at Hamilton, 7:30 pm
Nov. 8 -- at Hamilton, 7:30 pm
Nov. 12 -- at Adirondack, 7:00 pm
Nov. 26 -- at Rochester, 7:35 pm
Nov. 29 -- at Albany, 7:30 pm
Dec. 6 -- at Albany, 7:00 pm
Dec. 26 -- at Adirondack, 7:30 pm
Dec. 27 -- at Albany, 7:00 pm
Dec. 28 -- at New Haven, 5:05 pm
Jan. 4 -- at Kentucky, 5:00 pm
Jan. 6 -- at Cincinnati, 7:35 pm
Jan. 10 -- at Saint John nb, 6:00 pm
Jan. 13 -- at St Johns nfid, 6:05 pm
Jan. 14 -- at St Johns nfid, 6:05 pm
Jan. 17 -- at Rochester, 7:35 pm
Jan. 24 -- at Adirondack, 7:30 pm
Jan. 30 -- at Rochester, 7:35 pm
Feb. 1 -- at Hershey, 6:00 pm
Feb. 6 -- at New Haven, 7:35 pm
Feb. 8 -- at Fredericton, 4:00 pm
Feb. 18 -- at Springfield, 7:00 pm
Feb. 21 -- at Albany, 7:30 pm
Feb. 25 -- at Worcester, 7:05 pm
Feb. 28 -- at Hartford, 7:35 pm
Mar. 1 -- at Worcester, 5:05 pm
Mar. 6 -- at Hamilton, 7:30 pm
Mar. 8 -- at Providence, 4:05 pm
Mar. 15 -- at Philadelphia, 5:00 pm
Mar. 18 -- at Hershey, 7:00 pm
Mar. 27 -- at Hamilton, 7:30 pm
Apr. 4 -- at Adirondack, 7:30 pm
Apr. 5 -- at Philadelphia, 5:00 pm
Apr. 10 -- at Cincinnati, 7:35 pm
Apr. 11 -- at Kentucky, 7:30 pm

AFFILIATES



326 Napolean Street
Johnstown, PA 15901
PHONE: 814-539-1799
FAX: 814-536-1316

JOHNSTOWN CHIEFS 1997-98 REGULAR SEASON SCHEDULE

HOME		AWAY			
10/16	Thurs	Toledo Storm	10/23	Thurs	Richmond Renegades
10/18	Sat	Wheeling Nailers	10/24	Fri	Hampton Roads Admirals
10/25	Sat	Hampton Roads Admirals	10/31	Fri	Columbus Chill
11/01	Sat	Chesapeake Icebreakers	11/07	Fri	Huntington Blizzard
11/02	Sun	Louisville RiverFrogs	11/08	Sat	Toledo Storm
11/11	Tue	Peoria Rivermen	11/12	Wed	Columbus Chill
11/22	Sat	Wheeling Nailers	11/15	Sat	Roanoke Express
11/28	Fri	Pee Dee Pride	11/16	Sun	Dayton Bombers
12/06	Sat	Huntington Blizzard	11/19	Wed	Hampton Roads Admirals
12/20	Sat	Hampton Roads Admirals	11/21	Fri	Dayton Bombers
12/26	Fri	Toledo Storm	11/23	Sun	Toledo Storm
12/31	Wed	Peoria Rivermen	11/29	Sat	Roanoke Express
1/2	Fri	Richmond Renegades	12/10	Wed	Hampton Roads Admirals
1/3	Sat	Columbus Chill	12/12	Fri	Dayton Bombers
1/10	Sat	Columbus Chill	12/13	Sat	Peoria Rivermen
1/18	Sun	Hampton Roads Admirals	12/14	Sun	Peoria Rivermen
1/24	Sat	Richmond Renegades	12/17	Wed	Louisville RiverFrogs
2/1	Sun	Chesapeake Icebreakers	12/19	Fri	Columbus Chill
2/3	Tue	Louisville RiverFrogs	12/27	Sat	Chesapeake Icebreakers
2/7	Sat	Hampton Roads Admirals	12/28	Sun	Wheeling Nailers
2/13	Fri	Peoria Rivermen	1/9	Fri	Hampton Roads Admirals
2/14	Sat	Wheeling Nailers	1/11	Sun	Wheeling Nailers
2/21	Sat	Chesapeake Icebreakers	1/16	Fri	Richmond Renegades
2/22	Sun	Roanoke Express	1/17	Sat	Chesapeake Icebreakers
2/28	Sat	Toledo Storm	1/22	Thurs	Peoria Rivermen
3/1	Sun	Dayton Bombers	1/23	Fri	Columbus Chill
3/6	Fri	Richmond Renegades	1/27	Tue	Roanoke Express
3/7	Sat	Dayton Bombers	1/31	Sat	Wheeling Nailers
3/11	Wed	Columbus Chill	2/5	Thurs	Chesapeake Icebreakers
3/14	Sat	Dayton Bombers	2/6	Fri	Richmond Renegades
3/15	Sun	Roanoke Express	2/19	Thurs	Chesapeake Icebreakers
3/17	Tue	Louisville RiverFrogs	3/8	Sun	Roanoke Express
3/22	Sun	Richmond Renegades	3/19	Thurs	Louisville RiverFrogs
3/28	Sat	Roanoke Express	3/21	Sat	Richmond Renegades
3/29	Sun	Wheeling Nailers	3/27	Fri	Wheeling Nailers

HOME START TIMES: Monday thru Thursday 7:00 P.M.
 Friday and Saturday 7:30 P.M.
 Sunday 2:30 P.M.
 December 31 6:00 P.M.

WILKES BARRE/SCRANTON

On August 26, 1997, the Pittsburgh Penguins announced they will place an American Hockey league franchise in Wilkes-Barre/Scranton, PA, starting in 1999.


"We are excited about the opportunity to place our minor league affiliate in Wilkes-Barre/Scranton, and look forward to this association with the fans of Northeastern Pennsylvania," Penguins co-owners Howard Baldwin and Roger Marino said in a joint statement.

"This is an excellent opportunity for us to develop our young players in a great environment."

The team will play in a new Luzerne County Arena and Convention center, scheduled to open on October 1, 1999.



SEASON IN REVIEW



1996 PENGUINS RESULTS

Game Number	Date	Opp	Score (W/L/T)	Penguins Goalie	Winning/Tying Goal	W-L-T	PTS	GF	GA	PCT.	ATTEND.
1996											
1.	Oct. 5	TB	3-4* (L)	Barrasso	Burr	0-1-0	0	3	4	.000	17,204#
2.	Oct. 8	@HFD	3-7 (L)	Barrasso	Sanderson	0-2-0	0	6	11	.000	11,240
3.	Oct. 11	@OTT	2-3 (L)	Wregget	Yashin	0-3-0	0	8	14	.000	12,237
4.	Oct. 12	OTT	3-2 (W)	Wregget	LEMIEUX(1)	1-3-0	2	11	16	.250	15,472
5.	Oct. 16	@NYR	1-8 (L)	BARR/Wreg.	Nemchinov	1-4-0	2	12	24	.200	18,200
6.	Oct. 17	@BUF	1-4 (L)	Wregget	Galley	1-5-0	2	13	28	.166	14,116
7.	Oct. 19	WSH	2-1 (W)	Wregget	FRANCIS(1)	2-5-0	4	15	29	.286	15,916
8.	Oct. 22	@EDM	2-5 (L)	Wregget	Arnott	2-6-0	4	17	34	.250	16,536
9.	Oct. 24	@CGY	5-7 (L)	Barrasso	Reichei	2-7-0	4	22	41	.222	15,856
10.	Oct. 26	@VAN	1-2 (L)	Wregget	Ridley	2-8-0	4	23	43	.200	18,422
11.	Nov. 1	@WSH	2-4 (L)	Barrasso	Juneau	2-9-0	4	25	47	.182	18,130
12.	Nov. 2	OTT	7-3 (W)	Wregget	JAGR (1)	3-9-0	6	32	50	.250	15,441
13.	Nov. 6	EDM	5-2 (W)	Wregget	LEMIEUX(2)	4-9-0	8	37	52	.308	15,159
14.	Nov. 8	@TB	5-5* (T)	Wregget	Cullen (T)	4-9-1	9	42	57	.321	19,675
15.	Nov. 9	@FLA	2-4 (L)	Wregget	Garpenlov	4-10-1	9	44	61	.300	14,703
16.	Nov. 12	BUF	3-0 (W)	Wregget	MIRONOV (1)	5-10-1	11	47	61	.344	15,661
17.	Nov. 14	@BOS	1-2* (L)	Wregget	Oates	5-11-1	11	48	63	.324	15,957
18.	Nov. 16	NYR	3-8 (L)	WREG./Lal.	Gretzky	5-12-1	11	51	71	.306	17,355#
19.	Nov. 19	ST.L	4-2 (W)	Wregget	WRIGHT(1)	6-12-1	13	55	73	.342	15,211
20.	Nov. 21	@PHI	3-7 (L)	Wregget	Otto	6-13-1	13	58	80	.325	19,515
21.	Nov. 22	@HFD	7-1 (W)	Wregget	OLAUSSON(1)	7-13-1	15	65	81	.357	14,572
22.	Nov. 27	MTL	2-2* (T)	Wregget	JAGR (T)	7-13-2	16	67	83	.364	15,492
23.	Nov. 30	BDS	6-2 (W)	Wregget	JAGR (2)	8-13-2	18	73	85	.391	17,355#
24.	Dec. 3	HFD	4-4* (T)	Wregget	Sanderson(T)	8-13-3	19	77	89	.396	13,816
25.	Dec. 4	@OTT	4-2 (W)	Wregget	JAGR (3)	9-13-3	21	81	91	.420	11,679
26.	Dec. 6	@WSH	5-3 (W)	Wreg./LAL.	NEDVED (1)	10-13-3	23	86	94	.442	14,954
27.	Dec. 7	ANA	5-3 (W)	Lalime	HICKS (1)	11-13-3	25	91	97	.463	16,326
28.	Dec. 10	@LA	5-3 (W)	Wregget	JAGR (4)	12-13-3	27	96	100	.482	11,558
29.	Dec. 11	@ANA	7-3 (W)	Lalime	NEDVED(2)	13-13-3	29	103	103	.500	17,174
30.	Dec. 13	@SJ	4-0 (W)	Lalime	WRIGHT(2)	14-13-3	31	107	103	.516	17,442
31.	Dec. 15	@CHI	1-2 (L)	Wregget	Carney	14-14-3	31	108	105	.500	21,793
32.	Dec. 17	BOS	4-6 (L)	WREG./Lal.	Donato	14-15-3	31	112	111	.484	15,196
33.	Dec. 19	@ST.L	4-0 (W)	Wregget	LEMIEUX (3)	15-15-3	33	116	111	.500	16,579
34.	Dec. 21	SJ	3-1 (W)	Lalime	DAIGNEAULT(1)	16-15-3	35	119	112	.515	15,300
35.	Dec. 23	@TOR	6-5 (W)	Wregget	WDOLLEY(1)	17-15-3	37	125	117	.529	15,726
36.	Dec. 26	MTL	3-3* (T)	Wreg./LAL.	LEMIEUX (T)	17-15-4	38	128	120	.527	17,276#
37.	Dec. 28	BUF	2-0 (W)	Lalime	OLAUSSON (2)	18-15-4	40	130	120	.541	17,355#
38.	Dec. 30	WSH	5-3 (W)	Lalime	MULLEN(1)	19-15-4	42	135	123	.553	16,442

1997 PENGUINS RESULTS

SEASON IN REVIEW: GAME BY GAME

Game Number	Date	Opp	Score (W/L/T)	Penguins Goalie	Winning/Tying Goal	W-L-T	PTS	GF	GA	PCT.	ATTEND.
1997											
39.	Jan. 2	@NJ	6-1 (W)	Lalime	BARNES (1)	20-15-4	44	141	124	.564	17,006
40.	Jan. 4	TB	7-3 (W)	Lalime	HICKS (2)	21-15-4	46	148	127	.575	17,270#
41.	Jan. 7	@NYI	5-3 (W)	Lalime	NEDVED(3)	22-15-4	48	153	130	.585	15,288
42.	Jan. 10	NYI	5-2 (W)	Lalime	JAGR (5)	23-15-4	50	158	132	.595	16,945
43.	Jan. 11	@OTT	3-3* (T)	Lalime	BARNES (T)	23-15-5	51	161	135	.593	18,223
44.	Jan. 14	DAL	3-1 (W)	Lalime	JAGR (6)	24-15-5	53	164	136	.602	16,951
45.	Jan. 15	@HFD	3-0 (W)	Lalime	HATCHER (1)	25-15-5	55	167	136	.611	13,477
46.	Jan. 21	CGY	4-2 (W)	Lalime	BARNES(2)	26-15-5	57	171	138	.619	16,764
47.	Jan. 23	COL	3-4* (L)	Lalime	Kamensky	26-16-5	57	174	142	.606	17,268#
48.	Jan. 25	NYR	4-7 (L)	Lalime	Graves	26-17-5	57	178	149	.594	17,355#
49.	Jan. 26	@MTL	5-2 (W)	Lalime	LEMIEUX (4)	27-17-5	59	183	151	.602	21,273
50.	Jan. 29	@BUF	1-3 (L)	DeRouville	Peca	27-18-5	59	184	154	.590	18,595
51.	Feb. 1	PHO	4-1 (W)	Lalime	LEMIEUX (5)	28-18-5	61	188	155	.598	17,322#
52.	Feb. 4	VAN	6-4 (W)	Lalime	FRANCIS(2)	29-18-5	63	194	159	.606	17,355#
53.	Feb. 5	@MTL	6-3 (W)	Lalime	MURRAY (1)	30-18-5	65	200	162	.613	21,273
54.	Feb. 8	DET	5-6* (L)	Lalime	Shanahan	30-19-5	65	205	168	.602	17,355#
55.	Feb. 12	NYI	1-5 (L)	Lalime	Andersson	30-20-5	65	206	173	.591	17,030
56.	Feb. 15	@PHI	1-5 (L)	Wregget	Desjardins	30-21-5	65	207	178	.580	19,715
57.	Feb. 16	PHI	2-6 (L)	Lalime	Klatt	30-22-5	65	209	184	.570	17,319#
58.	Feb. 18	FLA	4-2 (W)	Wregget	LEMIEUX (6)	31-22-5	67	213	186	.578	16,900
59.	Feb. 22	CHI	2-4 (L)	Wregget	Moreau	31-23-5	67	215	190	.567	17,355#
60.	Feb. 23	@NYI	1-5 (L)	Lalime	McInnis	31-24-5	67	216	195	.558	16,297
61.	Feb. 27	@DET	1-4 (L)	Wregget	Fedorov	31-25-5	67	217	199	.549	19,983
62.	Mar. 1	@NJ	3-6 (L)	LAL/Wreg.	Thomas	31-26-5	67	220	205	.540	19,040
63.	Mar. 4	NJ	1-3 (L)	Wregget	Guerin	31-27-5	67	221	208	.532	17,107
64.	Mar. 5	@BUF	2-4 (L)	Wregget	Plante	31-28-5	67	223	212	.523	18,595
65.	Mar. 8	PHI	3-2* (W)	Wregget	OLAUSSON (3)	32-28-5	69	226	214	.531	17,316#
66.	Mar. 10	MTL	2-2* (T)	Wregget	Richer (T)	32-28-6	70	228	216	.530	16,980
67.	Mar. 12	@PHO	5-5* (T)	Wregget	BARNES (T)	32-28-7	71	233	221	.529	16,210
68.	Mar. 14	@COL	3-6 (L)	Wregget	Jones	32-29-7	71	236	227	.522	16,061
69.	Mar. 16	@DAL	2-6 (L)	LAL/Wreg.	Hogue	32-30-7	71	238	233	.514	16,924
70.	Mar. 18	BUF	5-3 (W)	Wreg./LAL	DZIEDZIC (1)	33-30-7	73	243	236	.521	17,181#
71.	Mar. 20	TOR	6-3 (W)	Lalime	BARNES(3)	34-30-7	75	249	239	.528	16,919
72.	Mar. 22	NJ	2-3 (L)	Lalime	Holik	34-31-7	75	251	242	.521	17,261#
73.	Mar. 24	@NYR	0-3 (L)	Lalime	Driver	34-32-7	75	251	245	.514	18,200
74.	Mar. 26	@MTL	5-8 (L)	Lal./DER.	Koivu	34-33-7	75	256	253	.507	21,273
75.	Mar. 29	LA	4-1 (W)	Wregget	OLCZYK(1)	35-33-7	77	260	254	.513	17,315#
76.	Mar. 31	FLA	4-3 (W)	Wregge:	LEMIEUX (7)	36-33-7	79	264	257	.519	17,220#
77.	Apr. 3	HFD	5-5* (T)	Wregget	Primeau (T)	36-33-8	80	269	262	.519	17,284#
78.	Apr. 5	DTT	5-2 (W)	WREG./Lal.	HICKS (3)	37-33-8	82	274	264	.526	17,238#
79.	Apr. 8	BOS	3-1 (W)	Lalime	NEDVED(4)	38-33-8	84	277	265	.532	17,355#
80.	Apr. 10	@TB	3-4 (L)	Lalime	Ciccarelli	38-34-8	84	280	269	.525	20,667
81.	Apr. 11	@FLA	2-4 (L)	Lalime	Muller	38-35-8	84	282	273	.519	14,703
82.	Apr. 13	@BDS	3-7 (L)	Wregget	Sweeney	38-36-8	84	285	280	.512	17,565

FINAL NHL STANDINGS

EASTERN CONFERENCE							WESTERN CONFERENCE						
NORTHEAST DIVISION							CENTRAL DIVISION						
	W	L	T	GF	GA	PTS		W	L	T	GF	GA	PTS
BUFFALO	40	30	12	237	208	92	DALLAS	48	26	8	252	199	104
PITTSBURGH	38	36	8	285	280	84	DETROIT	38	26	18	253	197	94
OTTAWA	31	36	15	226	234	77	PHOENIX	38	37	7	240	243	83
MONTREAL	31	36	15	249	276	77	ST. LOUIS	36	35	11	236	239	83
HARTFORD	32	39	11	226	256	75	CHICAGO	34	35	13	223	210	81
BOSTON	26	47	9	234	300	61	TORONTO	30	44	8	230	273	68
ATLANTIC DIVISION							PACIFIC DIVISION						
	W	L	T	GF	GA	PTS		W	L	T	GF	GA	PTS
NEW JERSEY	45	23	14	231	182	104	COLORADO	49	24	9	277	205	107
PHILADELPHIA	45	24	13	274	217	103	ANAHEIM	38	33	13	245	233	85
FLORIDA	35	28	19	221	201	89	EDMONTON	36	37	9	252	247	81
NY RANGERS	36	34	10	258	231	86	VANCOUVER	35	40	7	257	273	77
WASHINGTON	33	40	9	214	231	75	CALGARY	32	41	9	214	239	73
TAMPA BAY	32	40	10	217	247	74	LOS ANGELES	28	43	11	214	268	67
NY ISLANDERS	29	41	12	240	250	70	SAN JOSE	27	47	8	211	278	62

PITTSBURGH PENGUINS FAST FACTS

RECORD IN 10 GAME SEGMENTS

GAMES	RECORD	PTS	GF	GA
1-10	2-8-0	4	23	43
11-20	4-5-1	9	35	37
21-30	8-0-2	18	49	23
31-40	7-2-1	15	41	24
41-50	6-3-1	13	36	27
51-60	4-6-0	8	32	41
61-70	2-6-2	6	27	41
71-80	5-4-1	11	37	33
81-82	0-2-0	0	5	11

RECORD BY MONTHS

October	(2-8-0)
November	(6-5-2)
December	(11-2-2)
January	(8-3-1)
February	(4-7-0)
March	(5-8-2)
April	(2-3-1)

RECORD AFTER A WIN	(20-11-7)
RECORD AFTER A LOSS	(13-22-0)
RECORD AFTER A TIE	(5-2-1)
RECORD HAVING A TWO-GOAL LEAD	(35-6-3)
RECORD WHEN BEHIND BY TWO GOALS	(6-29-3)
FIRST HALF RECORD	(22-15-4)
SECOND HALF RECORD	(16-21-4)
HOME RECORD	(25-11-5)
FIRST HALF	(12-3-3)
SECOND HALF	(13-8-2)
ROAD RECORD	(13-25-3)
FIRST HALF	(10-12-1)
SECOND HALF	(3-13-2)

PENGUINS POWER PLAY:

Overall:	74/338 (21.9% - 2nd in NHL)
	12 SH Goals Against
Home:	33/169 (19.5% - 2nd in NHL)
	5 SH Goals Against
Road:	41/169 (24.3% - 1st in NHL)
	7 SH Goals Against

PENGUINS SHORT-HANDED

Overall:	64/338 (81.1% - 23rd in NHL)
	11 SH Goals For
Home:	28/169 (83.4% - 13th in NHL)
	9 SH Goals For
Road:	36/169 (78.7% - 25th in NHL)
	2 SH Goals For

LEAGUE RANKINGS

	NO.	RANK
GOAL SCORING	285	1st
GOALS ALLOWED	280	25th
POWER PLAY EFFICIENCY	21.9%	2nd
PENALTY KILLING EFFICIENCY	81.1%	23rd
POWER PLAY GOALS SCORED	74	2nd
POWER PLAY GOALS AGAINST	64	21st
POINTS	84	10th
WINS	38	6th (t)
LOSSES	36	12th (t)
HOME WINS	25	2nd (t)
ROAD WINS	13	17th (t)
PENALTY MINUTES	1498	12th
SHORT-HANDED GOALS SCORED	10	13th (t)
SHORT-HANDED GOALS AGAINST	12	19th (t)
HAT TRICKS	4	

RECORD BY DIVISIONS

	W	L	T	PTS	PCT
NORTHEAST	13	9	6	32	.551
ATLANTIC	10	17	1	21	.375
CENTRAL	6	5	1	13	.541
PACIFIC	9	5	0	18	.643

1996-1997 PENGUINS STATISTICS

SEASON IN REVIEW

POS	NO	NAME	GP	G	A	PTS	+/-	PIM	PP	SH	GW	GT	S	PCTG.
C	66	MARIO LEMIEUX	76	50	72	122	27	65	15	2	7	1	327	15.3
R	68	JAROMIR JAGR	63	47	48	95	22	40	11	2	6	1	234	20.1
C	10	RON FRANCIS	81	27	63	90	7	20	10	1	2	0	183	14.8
C	93	PETR NEDEV	74	33	38	71	2-	66	12	3	4	0	189	17.5
L	27	EDDIE OLCZYK	67	21	23	44	22-	45	5	1	5	0	166	12.7
		-LA	12	4	7	11	8	6	0	0	1	0	29	13.8
		-PIT	79	25	30	55	14-	51	5	1	6	0	195	12.8
		-TOT	80	15	39	54	11	103	9	0	1	0	199	7.5
D	4	KEVIN HATCHER	19	2	8	10	3	10	1	0	0	1	44	4.5
C	14	STU BARNES	62	17	22	39	20-	16	2	0	3	2	132	12.9
		-PIT	81	19	30	49	23-	26	5	0	3	3	176	10.8
D	23	FREDRIK OLAUSSON												
		-ANA	20	2	9	11	5-	8	1	0	0	0	35	5.7
		-PIT	51	7	20	27	21	24	2	0	3	0	75	9.3
		-TOT	71	9	29	38	16	32	3	0	3	0	110	8.2
D	22	JASON WOOLLEY	3	0	0	0	1	2	0	0	0	0	7	.0
		-FLA	57	3	30	36	3	28	2	0	1	0	81	7.6
		-PIT	60	3	30	36	4	30	2	0	1	0	86	7.0
		-TOT	60	3	30	36	4	30	2	0	1	0	86	7.0
C	9	GREG JOHNSON	43	3	10	16	5-	12	0	0	0	0	56	10.7
		-DET	32	7	9	16	12-	14	1	0	0	0	52	13.5
		-PIT	75	13	19	32	18-	26	1	0	0	0	108	12.0
		-TOT	18	2	6	8	1	14	0	0	0	0	21	9.5
C	33	ALEX HICKS	55	5	15	20	6-	76	0	0	3	0	57	8.8
		-ANA	73	7	21	28	5-	90	0	0	3	0	78	9.0
		-PIT	40	9	15	24	4	33	1	1	0	0	73	12.3
		-TOT												
R	28	TOMAS SANDSTROM												
D	11	DARIUS KASPARAITIS												
		-NYI	18	0	5	5	7-	16	0	0	0	0	12	.0
		-PIT	57	2	16	18	24	84	0	0	0	0	46	4.3
		-TOT	75	2	21	23	17	100	0	0	0	0	58	3.4
R	7	JOE MULLEN	54	7	15	22	0	4	1	0	1	0	63	11.1
R	27	GLEN MURRAY	66	11	11	22	19+	24	3	0	1	0	127	8.7
L	8	GARRY VALK	53	7	7	14	2-	63	0	0	1	0	68	10.3
		-ANA	17	3	4	7	6-	25	0	0	0	0	32	9.4
		-PIT	70	10	11	21	8-	78	0	0	1	0	100	10.0
		-TOT	59	9	9	18	4-	63	0	0	1	0	85	10.6
L	16	JOE DZIEDZIC	53	3	14	17	5-	36	0	0	1	0	49	6.1
D	36	J.J. DAIGNEAULT	28	6	7	13	12-	22	2	0	0	1	48	12.5
R	20	ROMAN OKSUTA	7	0	0	0	4-	4	0	0	0	0	10	.0
		-ANA	35	6	7	13	16-	26	2	0	0	1	58	10.3
		-PIT												
		-TOT												
C	38	ANDREAS JOHANSSON												
		-NYI	15	2	2	4	6-	0	1	0	0	0	21	9.5
		-PIT	27	2	7	9	6-	20	0	0	0	0	38	5.3
		-TOT	42	4	9	13	12-	20	1	0	0	0	59	6.8
L	51	DAVE ROCHE	61	5	5	10	13-	155	2	0	0	0	53	9.4
D	24	IAN MORAN	36	4	5	9	11-	22	0	0	0	0	50	8.0
D	15	DMITRI MIRONOV	15	1	5	6	4-	24	0	0	1	0	19	5.3
D	2	CHRIS TAMER	45	2	4	6	25-	131	0	1	0	0	56	3.6
R	25	ALEK STOJANOV	35	1	4	5	3	79	0	0	0	0	11	9.1
L	15	JOSEF BERANEK	8	3	1	4	1-	4	1	0	0	0	15	20.0
L	72	JEFF CHRISTIAN	11	2	2	4	3-	13	0	0	0	0	18	11.1
C	29	TYLER WRIGHT	45	2	2	4	7-	70	0	0	2	0	30	6.7
R	85	PETR KLIMA	8	0	4	4	7-	2	0	0	0	0	12	.0
		-LA	9	1	3	4	4-	4	0	0	0	0	21	4.8
		-PIT	17	1	7	8	11-	6	0	0	0	0	33	
		-TOT	64	0	4	4	6-	36	0	0	0	0	19	.0
D	28	CRAIG MUNI	16	0	3	3	6-	10	0	0	0	0	16	.0
C	9	DAN QUINN	59	0	3	3	6-	10	0	0	0	0	5	.0
D	18	FRANCOIS LEROUX	16	0	3	3	3-	81	0	0	0	0	5	.0
G	31	KEN WREGGET	46	0	1	1	0	6	0	0	0	0	0	.0
C	23	DOMEWIC PITTIS	1	0	0	0	1-	0	0	0	0	0	0	.0
C	32	RICHARD PARK	1	0	0	0	1-	0	0	0	0	0	1	.0
G	30	PHILIPPE DEROUVILLE	2	0	0	0	0	0	0	0	0	0	0	.0
G	35	TOM BARRASSO	5	0	0	0	0	0	0	0	0	0	0	.0
D	3	STEFAN BERGKVIST	5	0	0	0	1-	7	0	0	0	0	0	.0
R	44	ED PATTERSON	6	0	0	0	0	8	0	0	0	0	2	.0
L	19	SHAWN ANTOSKI	13	0	0	0	0	49	0	0	0	0	3	.0
D	6	NEIL WILKINSON	23	0	0	0	12	36	0	0	0	0	16	.0
G	40	PATRICK LALIME	39	0	0	0	0	0	0	0	0	0	0	.0
PENGUINS TOTALS			82	285	496	781		1498	74	11	38	4	2414	11.8
OPPONENT TOTALS			82	280	468	748		1422	64	12	36	4	2812	9.9

GOALTENDING

NO.	GOALTENDER	GP	MIN	AVG	W-L-T	GA	SA	SV%	SO	EN
30	PHILIPPE DE ROUVILLE	2	111	3.24	0-2-0	6	66	.909	0	1
31	KEN WREGGET	46	2514	3.25	17-17-6	136	1383	.902	2	6
35	TOM BARRASSO	5	270	5.78	0-5-0	26	186	.860	0	1
40	PATRICK LALIME	39	2058	2.94	21-12-2	101	1166	.913	3	3
PENGUINS TOTALS		82	4969	3.38	38-36-8	280	2812	.900	5	11
OPPONENT TOTALS		82	4969	3.44	36-38-8	285	2414	.862	1	9

- * Joey Mullen became the first U.S.-born player to score 500 goals on March 14 at Colorado.
- * Ron Francis scored his 400th career goal on March 29 vs. Los Angeles.
- * Ron Francis collected his 900th career assist on Nov. 30 vs. Boston.
- * Ron Francis becomes the 17th player in NHL history to record 1300 points on Dec. 28 vs. Buffalo.
- * Mario Lemieux recorded his 611th career goal on April 3 vs. Hartford to pass Bobby Hull for sixth place on the all-time NHL goal list.
- * Mario Lemieux passed Phil Esposito for 11th place on the all-time assist list on March 29 vs. Los Angeles.
- * Mario Lemieux passed Stan Mikita for sixth place on the all-time scoring list on Feb. 22 vs. Chicago.
- * Mario Lemieux scored four goals in one period, tying the NHL record for the most goals in one period. It was the 13th time Lemieux scored four goals in one game.
- * Mario Lemieux became the ninth player in NHL history to record 1400 career points on Nov. 30 vs. Boston.
- * Jaromir Jagr recorded his 600th career point on Jan. 4 vs. Tampa Bay.
- * Patrick Lalime was named NHL rookie of the month for the months of December and January, becoming the first player to win the honor in back-to-back months since 1991-92.
- * Patrick Lalime sets an NHL record for the longest unbeaten streak by a rookie goaltender at the start of his career by going 14-0-2.
- * Patrick Lalime breaks the Penguins record for saves in a home game with 49 vs. the Calgary Flames on Jan. 21.
- * Patrick Lalime broke the Penguins record for longest unbeaten streak (16 games) with a 4-2 victory over Calgary on Jan. 21.

1996-97 PENGUINS SUPERLATIVES

TEAM SINGLE GAME HIGHLIGHTS

	At Home	On Road
Most Goals Scored	7-3 win vs Ottawa, Nov. 2 7-3 win vs Tampa Bay, Jan. 4	7-1 win at Hartford, Nov. 22 7-3 win at Anaheim, Dec. 11
Largest Winning Margin	7-3 win vs Ottawa, Nov. 2 6-2 win vs Boston, Nov. 30 7-3 win vs Tampa Bay, Jan. 4	7-1 win at Hartford, Nov. 22

TEAM SEASON HIGHLIGHTS

	Overall	Home	Road
Longest Win Streak	6 games Dec. 4-Dec. 13 & Dec. 28-Jan. 10	6 games Dec. 28-Jan. 21	6 games Nov. 22-Dec. 13
Longest Unbeaten Streak	14 games 12 w, 2t Dec. 19-Jan. 15	8 games 7w, 1t Dec. 21-Jan. 21	7 games 6w, 1t Dec. 19-Jan. 26

GOALTENDING HIGHLIGHTS

Most Saves in a Game.....49	-Patrick Lalime, Jan. 21 - in a 4-2 win vs. Calgary*
Most Consecutive Starts.....15	-Ken Wregget, Nov. 2-Dec. 6. Record: 8-4-2
Longest Win Streak.....6	-Patrick Lalime, Dec. 28-Jan. 10
Longest Unbeaten Streak.....16	-Patrick Lalime, Dec. 7-Jan. 23. Record: 14-0-2#

*Penguins Record, Most Saves in a Home Game

#NHL Record, Best Start By a Rookie Goaltender at the Beginning of His Career

INDIVIDUAL SINGLE-GAME HIGHLIGHTS

	At Home	On Road
Most Goals	3 - Jaromir Jagr (Nov. 2 vs Ottawa) 3 - Jaromir Jagr (Nov. 30 vs. Boston)	4 - Mario Lemieux (Jan. 26 at Montreal)
Most Assists	4 - Mario Lemieux (Jan. 10 vs NY Islanders)	4 - Jaromir Jagr (Dec. 19 at St. Louis) 4 - Mario Lemieux (Jan. 2 at New Jersey) 4 - Ron Francis (Mar. 26 at Montreal)
Most Points	5 - Mario Lemieux (Jan. 4 vs Tampa Bay)	5 - Jaromir Jagr (Dec. 23 at Toronto) 5 - Ron Francis (Mar. 26 at Montreal) 5 - Mario Lemieux (Mar. 26 at Montreal)


INDIVIDUAL SEASON HIGHLIGHTS


Most Goals	50 - Mario Lemieux
Most Assists	72 - Mario Lemieux
Most Points	122 - Mario Lemieux
Most Penalty Minutes	155 - Dave Roche
Most Shots	327 - Mario Lemieux
Most Power-Play Goals	15 - Mario Lemieux
Most Short-Handed Goals	3 - Petr Nedved
Most Game-Winning Goals	7 - Mario Lemieux
Most Games Played	81 - Ron Francis and Stu Barnes
Highest Plus/Minus Rating	27 - Mario Lemieux
Top Scoring Center	Mario Lemieux - 122pts (50g, 72a)
Top Scoring Right Wing	Jaromir Jagr - 95pts (47g, 48a)
Top Scoring Left Wing	Eddie Dlezyk - 55pts (25g, 30a)
Top Scoring Defenseman	Kevin Hatcher - 54pts (15g, 39a)
Top Scoring Rookie	Andreas Johansson - 13pts (4g, 9a)
Longest Goal-Scoring Streak	9 games - Jaromir Jagr (Nov. 21-Dec. 10)
Longest Assist Streak	8 games - Kevin Hatcher (Nov. 30 to Dec. 13)
Longest Point Streak	13 games - Mario Lemieux, Dec. 17-Jan. 21 (15g, 23a)
Most Goals at Home	27 - Mario Lemieux
Most Goals on the Road	23 - Mario Lemieux and Jaromir Jagr
Most Points at Home	60 - Mario Lemieux
Most Points on the Road	62 - Mario Lemieux


June 22	KEVIN HATCHER acquired from Dallas in exchange for Sergei Zubov.
June 22	TYLER WRIGHT acquired from Edmonton in exchange for Pittsburgh's seventh round draft choice (170th overall) in the 1996 NHL Entry Draft.
June 27	General Manager CRAIG PATRICK signed to a new contract.
July 1	TYLER WRIGHT signed to a contract.
July 10	KEVIN TODD signed as a free-agent.
July 31	SHAWN ANTOSKI and DAN QUINN signed as free-agents.
August 6	KEN WREGGET signed to a new contract.
August 7	NEIL WILKINSON signed to a new contract.
September 4	JOEY MULLEN signed as a free-agent.
September 15	RUSTY FITZGERALD, OLEG BELOV, SERGEI VORONOV, ALEXEI KRIVCHENKOV, DREW PALMER, RYAN MOUGENEL, TOMMIE HOLMES, ROB KEEGAN, BRAD KONIK, JOSH ST. LOUIS, BORIS ZELENKO and KAM WHITE assigned to Cleveland (IHL).
September 15	CRAIG HILLIER assigned to Ottawa (OHL).
September 15	BOYD KANE assigned to Regina (WHL).
September 15	DEREK PYKE assigned to Drummondville (QMJHL).
September 15	BORIS PROTSENKO assigned to Calgary (WHL).
September 15	PETER BERGMAN assigned to Kamloops (WHL).
September 15	JASON SWEITZER assigned to Oshawa (OHL).
September 15	BRIAN CLIFFORD, JASON KARMANOS and BRYAN WALKER released.
September 19	PETER ALLEN, SERGE AUBIN, BRIAN BONIN, JEFF CHRISTIAN, DOMENIC PITTIS and RYAN SAVOIA assigned to Cleveland (IHL).
September 30	CHRIS TAMER signed to a new contract.
September 30	CHRIS JOSEPH claimed by Vancouver in NHL waiver draft.
September 30	COREY FOSTER claimed by New York Islanders in NHL waiver draft.
October 1	CRAIG MUNI signed as a free agent.
October 2	PHILIPPE DEROUVILLE, SVEN BUTENSCHON, IAN MORAN, BRAD LAUER, RICHARD PARK and CHRIS WELLS assigned to Cleveland (IHL).
October 4	JAN HRDINA signed to a contract and assigned to Cleveland (IHL).
October 4	BEN HANKINSON signed to a contract.
October 4	PHILLIPE DEROUVILLE loaned to Kansas City (IHL).
October 4	KEVIN TODD claimed on waivers by Anaheim.
October 5	PETR NEDVED signed to a new contract.
October 7	BEN HANKINSON assigned to Grand Rapids (IHL).
October 9	OLEG BELOV, ALEXEI KRIVCHENKOV and DOMENIC PITTIS reassigned from Cleveland (IHL) to Long Beach (IHL).
October 9	RYAN SAVOIA reassigned from Cleveland (IHL) to Canadian National Team.
October 21	STEFAN BERGKVIST assigned to Cleveland (IHL).
October 25	PETR KLIMA acquired from Los Angeles in exchange for a conditional draft pick.

1996-97 PITTSBURGH PENGUINE TRANSACTIONS

October 25	DOMENIC PITTIS recalled from Long Beach (IHL).
October 28	DOMENIC PITTIS assigned to Long Beach (IHL).
October 29	ED PATTERSON assigned to Cleveland (IHL).
November 1	IAN MORAN recalled from Cleveland (IHL).
November 14	PATRICK LALIME recalled from Cleveland (IHL).
November 17	DARIUS KASPARAITIS and ANDREAS JOHANSSON acquired from the New York Islanders for Bryan Smolinski.
November 18	IAN MORAN assigned to Cleveland (IHL).
November 19	STU BARNES and JASON WOOLLEY acquired from Florida for Chris Wells.
November 19	ALEX HICKS and FREDRIK OLAUSSON acquired from Anaheim for Shawn Antoski and Dmitri Mironov.
November 22	PETR KLIMA assigned to Cleveland (IHL).
November 22	DAN QUINN assigned to Chicago (IHL).
December 6	NEIL WILKINSON assigned to Cleveland (IHL).
December 7	PHILIPPE DEROUVILLE recalled from Kansas City (IHL).
December 8	NEIL WILKINSON recalled from Cleveland (IHL).
December 8	PHILIPPE DEROUVILLE assigned to Kansas City (IHL).
December 28	PHILIPPE DEROUVILLE recalled from Kansas City (IHL).
January 27	GREG JOHNSON acquired from Detroit for Tomas Sandstrom.
January 31	IAN MORAN recalled from Cleveland (IHL).
February 10	PHILIPPE DEROUVILLE reassigned to Kansas City (IHL).
February 18	ANDREAS JOHANSSON assigned to Cleveland (IHL).
February 21	GARRY VALK acquired from Anaheim for J. J. Daigneault.
February 25	TYLER WRIGHT and DAVE ROCHE assigned to Cleveland (IHL).
February 25	JEFF CHRISTIAN recalled from Cleveland (IHL).
March 5	ANDREAS JOHANSSON recalled from Cleveland (IHL).
March 13	JEFF CHRISTIAN reassigned to Cleveland (IHL).
March 15	RICHARD PARK recalled from Cleveland (IHL).
March 18	ANDREAS JOHANSSON reassigned to Cleveland (IHL).
March 18	DAVE ROCHE and JEFF CHRISTIAN recalled from Cleveland (IHL).
March 18	EDDIE OLCZYK acquired from Los Angeles for Glen Murray.
March 18	ROMAN OKSIUTA acquired from Anaheim for Richard Park.
March 18	JOSEF BERANEK acquired from Vancouver for future considerations.
March 19	PHILIPPE DEROUVILLE recalled from Kansas City (IHL).
March 28	DAVE ROCHE and JEFF CHRISTIAN reassigned to Cleveland (IHL).
March 28	PHILIPPE DEROUVILLE reassigned to Kansas City (IHL).
April 8	PHILIPPE DEROUVILLE recalled from Kansas City (IHL).
April 13	PHILIPPE DEROUVILLE assigned to Kansas City (IHL).







Mario Lemieux 66

Center

HT/WT: 6'4" 220 lbs.

Shoots: Right

**Born: Montreal,
Quebec, October 5,
1965**

**Retired following the
1996-97 season.**

MILESTONES ACHIEVED:

- 700th game (12/17/96 vs Boston)
- 600th game (10/17/95 vs Toronto)
- 600th goal (2/4/97 vs Vancouver)
- 500th goal (10/26/95 at NY Islanders)
- 800th assist (3/26/96 vs St. Louis)
- 1,400th point (11/30/96 vs Boston)
- 1,300th point (1/5/96 vs Detroit)
- 1,000th point (3/24/92 at Detroit)

CAREER HAT TRICKS:

39

FIRST NHL GAME:

Oct. 11, 1984 - in a 4-3 Penguins loss at Boston.

FIRST NHL POINT:

Oct. 11, 1984 - a goal in a 4-3 Penguins loss at Boston.

FIRST NHL GOAL:

Oct. 11, 1984 - in a 4-3 Penguins loss at Boston vs Pete Peeters.

MOST GOALS, GAME:

5 - Dec. 31, 1988 - in an 8-6 Penguins win vs New Jersey; Apr. 9, 1993 - in a 10-4 Penguins win at the Rangers and Mar. 26, 1996 - in an 8-4 Penguins win vs St. Louis.

MOST ASSISTS, GAME:

6 - Oct. 15, 1988 - in a 9-2 Penguins win vs St. Louis; Dec. 5, 1992 - in a 9-4 Penguins win at San Jose and Nov. 1, 1995 - in a 10-0 Penguins win vs Tampa Bay.

MOST POINTS, GAME:

8 - Oct. 15, 1988 - in a 9-2 Penguins win at St. Louis (2g,6a) and Dec. 31, 1988 - in an 8-6 Penguins win vs New Jersey (5g,3a).

MOST PENALTY MINUTES, GAME:

24 - Nov. 26, 1988 - in a 4-3 Penguins win vs Philadelphia.

1996-1997



Won the Art Ross Trophy as the NHL's leading scorer for the sixth time in his career with 122 points (50+72)...Named to the NHL First All-Star team for the fifth time in his career...Was his 10th career 100-point season, second most in NHL history...Tied for third in the league in goals and tied for first in assists...Became just the seventh player in NHL History to score 600 goals, notching his 600th Feb. 4 vs Vancouver...Recorded his 1,400th point Nov. 30 vs Boston, becoming just the ninth player in NHL history to reach that mark...Tied an NHL record, scoring four goals in the third period Jan. 26 at Montreal...Also had a hat trick Dec. 19 at St. Louis...Finished his career with 39 hat tricks, tied for second in NHL history (Wayne Gretzky-49, Mike Bossy-39)...Led the team in points at home (27+33=60), on the road (23+39=62) and on the power play (15+22=37)...Led the team with a plus-27 rating and was plus or even in 51 of his 76 games...Recorded five points on two occasions, Jan. 4 vs Tampa Bay (2+3) and Mar. 26 at Montreal (2+3)...Were the 35 and 36th five-point games of his career...Had 35 multi-point games overall, including 12 multi-goal games...Had a 15-game point streak from Dec. 17 to Jan. 21, recording 38 points (15+23)...The streak tied for third-longest in the league this season...Had a seven-game goal streak, second-longest on the team and in the league, from Dec. 17-30, scoring 12 goals...Also had a nine-game streak from Mar. 28-Apr. 13, recording 17 points (6+11)...Named NHL Player of the Week for the week ending Jan. 6, recording 11 points (4+7) in three games...Was named NHL Player of the Month for January, recording 26 points (7+19) in 11 games...Missed five games due to injury or illness (back-3, hip flexor-2)...PLAYOFFS: Ranked second on the team in playoff scoring with six points (3+3)...Recorded a point in each of the last four games...Had two points (1+1) in Game Two and Game Five at Philadelphia...Led the team with 19 shots on goal...Finished his career as the Penguins all-time leading playoff scorer, recording 155 points (70+85) in 89 games.

FINAL CAREER SCORING VS NHL

TEAM	GP	G	A	PTS	PIM	TEAM	GP	G	A	PTS	PIM
Anaheim	5	4	6	10	12	New Jersey	60	43	79	122	87
Boston	34	27	35	62	18	NY Islanders	59	42	74	116	55
Buffalo	33	28	33	61	42	NY Rangers	61	53	66	119	68
Calgary	22	18	34	52	8	Ottawa	16	11	13	24	12
Chicago	23	22	33	55	16	Philadelphia	60	47	57	104	54
Colorado	29	29	36	65	18	Phoenix	23	19	32	51	22
Dallas	24	15	23	38	26	San Jose	11	14	28	42	6
Detroit	24	21	34	55	14	St. Louis	22	24	29	53	16
Edmonton	24	13	28	41	14	Tampa Bay	10	7	18	25	28
Florida	8	9	6	15	4	Toronto	28	27	35	62	20
Hartford	32	30	37	67	18	Vancouver	26	25	34	59	49
Los Angeles	24	17	37	54	22	Washington	55	47	45	92	92
Montreal	32	21	29	50	18	NHL TOTALS	745	613	881	1494	737

CAREER NOTES

MARIO LEMIEUX'S NHL RECORDS

- Most shorthanded goals in the one season (13)
- Most overtime goals, career (9)
- Most overtime points, career (19)
- Highest goals per game average, career (.823)
- Most goals in one period (4 - shared with 10 others)

MARIO LEMIEUX'S PLAYOFF RECORDS

- Highest goals per game average, playoff career (.775)
- Most goals in one playoff game (5 - shared with 4 others)
- Most points in one playoff game (8 - shared with Patrick Sundstrom)
- Most goals in one playoff period (4 - shared with Tim Kerr)
- Most points in one playoff period (4, twice - shared with 9 others)
- Most Conn Smythe Trophies won (2 - shared with 4 others)

AMATEUR & PROFESSIONAL RECORD

YEAR	CLUB	LEAGUE	REGULAR SEASON										PLAYOFFS					
			GP	G	A	PTS	PIM	+	PP	SH	GW	S	GP	G	A	PTS	PIM	
1981-82	Laval	QMJHL	64	30	65	96	22	--	--	--	--	--	1	8	5	9	14	31
1982-83	Laval (ab)	QMJHL	66	84	103	184	76	--	--	--	--	--	12	14	18	32	18	
1983-84	Laval (cde)	QMJHL	70	*133	*143	*282	92	--	--	--	--	--	14	*29	*23	*52	29	
1984-85	PITTSBURGH (fg)	NHL	73	43	57	100	54	-35	11	0	2	209	--	--	--	--	--	
1985-86	PITTSBURGH (hi)	NHL	79	48	93	141	43	-6	17	0	4	276	--	--	--	--	--	
1986-87	PITTSBURGH (h)	NHL	63	54	53	107	57	13	19	0	4	267	--	--	--	--	--	
1987-88	PITTSBURGH (ijkl)	NHL	77	*70	93	*168	92	23	22	*10	7	*382	--	--	--	--	--	
1988-89	PITTSBURGH (kl)	NHL	76	*85	*114	*199	100	41	*31	*13	8	313	11	12	7	19	16	
1989-90	PITTSBURGH	NHL	59	45	78	123	78	-18	14	3	4	226	--	--	--	--	--	
1990-91	PITTSBURGH (m)	NHL	26	19	26	45	30	8	6	1	2	89	23	16	*28	*44	16	
1991-92	PITTSBURGH (ikm)	NHL	64	44	87	*131	94	27	12	4	5	249	15	*16	18	*34	2	
1992-93	PITTSBURGH (ijklm)	NHL	60	69	91	*160	38	*55	16	6	0	286	11	8	10	18	10	
1993-94	PITTSBURGH	NHL	22	17	20	37	32	-2	7	0	4	92	6	4	3	7	2	
1994-95	PITTSBURGH	NHL	DID NOT PLAY															
1995-96	PITTSBURGH (ijkl)	NHL	70	*69	*92	*161	54	10	*31	*8	8	338	18	11	16	27	33	
1996-97	PITTSBURGH	NHL	76	50	*72	*122	65	27	15	2	7	319	5	3	3	6	4	
NHL AND PITTSBURGH TOTALS			745	613	881	1494	737	151	201	47	65	3046	89	70	85	156	83	

^a - League Leading Figure, ⁺ - Tied for league lead, ⁻ - Drafted by Pittsburgh in 1984 Entry Draft. First Penguins pick, first overall, first round, ^b - QMJHL Second Team All-Star (1982-83), ^c - QMJHL First Team All-Star (1983-84), ^d - QMJHL Most Valuable Player (1983-84), ^e - Canadian Major Junior Player of the Year, ^f - Won Calder Memorial Trophy (1984-85), ^g - NHL All-Rookie Team (1984-85), ^h - NHL Second Team All-Star (1985-86, 1986-87, 1991-92), ⁱ - Won Lester B. Pearson Award (1985-86, 1987-88, 1992-93, 1995-96), ^j - Won Hart Trophy (1987-88, 1992-93, 1995-96), ^k - Won Art Ross Trophy (1987-88, 1988-89, 1991-92, 1992-93, 1995-96), ^l - NHL First Team All-Star (1987-88, 1988-89, 1989-90, 1992-93, 1995-96), ^m - Won Conn Smythe Trophy (1987-88, 1992-93), ⁿ - NHL Plus/Minus Leader (1992-93)

Became only the third rookie in NHL history to record 100-or-more points in 1984-85... Won the Calder Trophy as NHL Rookie of the Year and was named to the NHL All-Rookie team... Scored a goal in his first game on his first shift and first shot Oct. 11 at Boston vs Pete Peeters... Still holds the club rookie records for goals (43), assists (57) and points (100) in a season... Ranked second in the league in scoring in 1985-86 with 141 points (48+93)... Had a 28-game scoring streak from Jan. 11 to Mar. 15, recording 59 points (21+38)... Finished second in the Hart Trophy voting and was named to the NHL Second All-Star team... Awarded the Lester B. Pearson Award by the NHL Player's Association as the league's best player... Led the Penguins in goals (54), assists (53) and points (107), despite playing in only 63 games in 1986-87... Tied for third in the league in points and goals... Won the Hart Trophy as the NHL's Most Valuable Player in 1987-88 and the Art Ross Trophy as the league's leading scorer... Recorded 168 points (70+98)... Became only the fourth player in NHL history to score 70 goals in a season... Won his second Lester B. Pearson award and was named Dodge NHL Performer of the Year... Won his second straight Art Ross Trophy, recording a career-high 199 points in 1988-89... Ranked first in the league with 85 goals and tied for the league lead in assists with 114... His 85 goals were the third highest total in a single season in NHL history and he became only the second player (Gretzky) to record 70-or-more goals in two different seasons... Became only the third player (Bobby Orr and Gretzky) to record over 100 assists in a season in league history... Scored 13 short-handed goals to set an NHL record... Led the NHL with 31 power play goals... Was involved in 57.3% of the teams goals, the highest percentage in league history... Set a club record with five goals Dec. 31 vs New Jersey, becoming the first player in NHL history to record an even strength, power play, short-handed, penalty shot and empty net goal in a game... Named to the NHL First All-Star Team at center and was named Dodge NHL Performer of the Year... Led the team in the 1989 Playoffs with 19 points (12+7), finishing fourth in the league in goals... In 1989-90, finished fourth in league scoring with 123 points (45+78), despite missing 21 games due to back problems... Recorded a 46-game point streak, second-longest in league history, from Oct. 31 to Feb. 11, recording 103 points (39+64)... The streak came to an end Feb. 14 at the Rangers when his back forced him to leave the game after one period... Missed the first 50 games of the 1990-91 season recovering from back surgery July 11... Returned to the lineup Jan. 26 at Quebec, recording three assists... Had a point in 22 of his 26 games... Led the league in Playoff scoring in the 1991 Playoffs, recording 44 points... Won the Conn Smythe Trophy as Playoff MVP... Led the league with 28 playoff assists and was tied for second with 16 goals... Won his third scoring title in 1991-92, recording 131 points... Ranked second in the league with 87 assists and tied for seventh in goals with 44, despite playing in only 64 games... Recorded his 1,000th career point Mar. 24 at Detroit in his 513th career game, second fastest in league history (Gretzky in 424)... Was named Most Valuable Player in the 1992 Playoffs, his second consecutive Conn Smythe Trophy... Led the NHL in points (34), goals (16), power play goals (8), and game-winning goals (5), despite missing six games... Recorded six points (3+3) Apr. 23 vs Washington, including an NHL playoff-tying four points in a period... Became the first player to record four points in a playoff period on two occasions (Apr. 25, 1989 vs Philadelphia)... Won his second Hart Trophy in 1992-93... Despite playing in only 60 games, recorded 160 points (69+91), the third-highest total of his career... Named to the NHL First All-Star team at center, won the Lester B. Pearson Award and the Masterton Trophy as the player who best exemplifies the qualities of perseverance, sportsmanship and dedication to hockey... Finished third in the NHL with 69 goals and had the best goals per game average in the league (1.15)... Finished fourth in the league with 91 assists, his fourth season with 90-or-more assists... Had a points per game average of 2.67, third highest in NHL history... The Penguins announced on Jan. 12 that he was diagnosed with a Nodular Lymphocytic form of Hodgkin's Disease, which diagnosed in an early stage is the most favorable type and is cured in most people... Treatment in the form of radiation began on Feb. 1 and ended Mar. 2... Returned to the lineup Mar. 2 at Philadelphia, recording two points (1+1)... Recorded a point in 18 of 20 games after returning to the lineup, totaling 56 points (30+26)... Scored a club record 18 goals in March... Recorded back-to-back four goal games (Mar. 18 vs Washington and Mar. 20 vs Philadelphia) and a club record-tying five goals (Apr. 9 at the Rangers)... Led the team with 18 points (8+10) in 11 playoff games... Missed the first 10 games of the 1993-94 season after having surgery July 28 to repair a herniated muscle in his back... Recorded 37 points (17+20) in 22 games... Announced on Aug. 29, 1994 that he would take a medical leave of absence during the 1994-95 season... Announced on June 20, 1995 that he would return for the 1995-96 season... Won his third Hart Trophy as the NHL's Most Valuable Player, becoming one of only seven players in league history to win the Hart Trophy at least three times... Led the league in scoring with 161 points (69+92), capturing his fifth Art Ross Trophy... Is one of only four players in NHL history to win the scoring title five-or-more times... His 161 points was his third-highest total ever and the 12th highest total in league history... Named to the NHL First All-Star team for the fourth time in his career... Led the NHL in goals with 69, his fifth season with 50-or-more goals... Led the NHL with 31 power play goals, which tied for the third highest single-season total in league history... Recorded a point in 63 of his 70 games, including 43 multi-point games and six hat tricks... Tied his club record for goals in a game with five Mar. 26 vs St. Louis... Scored his 500th goal Oct. 28 at the Islanders... Was the 20th player to score 500 and second-fastest (Lemieux - 605 games/Gretzky-575 games)... Ranked second in playoff scoring with 27 points (11+16), tied for second in goals and assists... Had a point in 15 of 18 games, including eight multi-point games... Recorded four assists Apr. 22 at Washington in Game Three, tying a team playoff record for most assists in a game.

MARIO LEMIEUX — SCORING AGAINST GOALTENDERS

LEMIEUX/MULLEN RETROSPECTIVE

NAME	TEAMS	# OF GOALS	#WITH EACH TEAM
1. John Vanbiesbrouck	NYR, FLA	30	(24-NYR, 6-FLA)
2. Empty Net Goal		29	
3. Ron Hextall	PHI, QUE	19	(17-PHI, 2-QUE)
4. Don Beaupre	MIN, WSH, OTT	15	(4-MIN, 10-WSH, 1-OTT)
5. Pete Peeters	BOS, WSH, PHI	14	(3-BOS, 8-WSH, 3-PHI)
Kelly Hrudey	NYI, LA	14	(13-NYI, 1-LA)
Bill Ranford	BOS, EDM	14	(10-BOS, 4-EDM)
Glenn Healy	LA, NYI, NYR	14	(4-LA, 7-NYI, 3-NYR)
9. Sean Burke	NJ, HFD	13	(6-NJ, 7-HFD)
10. Alain Chevrier	NJ, CHI	11	(7-NJ, 4-CHI)
Bob Froese	PHI, NYR	11	(2-PHI, 9-NYR)
Mario Gosselin	QUE, HFD	11	(9-QUE, 2-HFD)
Mike Liut	HFD	11	
Clint Malarchuk	QUE, WSH, BUF	11	(2-QUE, 8-WSH, 1-BUF)
Ken Wregget	TOR, PHI	11	(8-TOR, 3-PHI)
16. Jon Casey	MIN, BOS, STL	10	(2-MIN, 1-BOS, 7-STL)
Mark Fitzpatrick	LA, NYI, FLA	10	(1-LA, 8-NYI, 1-FLA)
Glen Hanlon	NYR, DET	10	(3-LA, 7-DET)
Mike Richter	NYR	10	
Tommy Soderstrom	PHI, NYI	10	(5-PHI, 5-NYI)
21. Craig Billington	NJ, OTT, BOS	9	(5-NJ, 2-OTT, 2-BOS)
Jacques Cloutier	BUF, CHI	9	(8-BUF, 1-CHI)
Jocelyn Thibault	COL, MTL	9	(1-COL, 8-MTL)
Mike Vernon	CGY, DET	9	(7-CGY, 2-DET)
25. Tom Barraso	BUF	8	
Rejean Lemelin	CGY, BOS	8	(4-CGY, 4-BOS)
Dominic Roussel	PHI	8	
Patrick Roy	COL, MTL	8	(1-COL, 7-MTL)
29. Murray Bannerman	CHI	7	
Martin Brodeur	NJ	7	
Grant Fuhr	EDM, TOR, BUF, STL	7	(1-EDM, 4-TOR, 1-BUF, 1-STL)
Chns Terreri	NJ, SJ	7	(5-NJ, 2-SJ)
Ron Tugnutt	QUE, EDM, OTT	7	(4-QUE, 1-EDM, 2-OTT)
34. Roland Melanson	LA	6	
Greg Millen	STL	6	
Peter Sidorkievicz	HFD, OTT	6	(3-HFD, 3-OTT)
Billy Smith	NYI	6	
Darcy Wakaluk	MIN/DAL	6	
Rick Wamsley	STL, CGY	6	(5-STL, 1-CGY)
40. Ed Belfour	CHI	5	
Richard Brodeur	VAN	5	
Arturs Irbe	SJ	5	
Bob Mason	WSH, CHI	5	(4-WSH, 1-CHI)
Bob Sauve	NJ	5	
Kay Whitmore	HFD	5	
46. Frank Caprice	VAN	4	
Tim Cheveldae	DET	4	
Bob Essensa	WPG, EDM	4	(3-WPG, 1-EDM)
Stephane Fiset	QUE/COL	4	(3-QUE, 1-COL)
Jim Hrivnak	WSH	4	
Kirk McLean	VAN	4	
Andy Moog	EDM, BOS	4	(2-EDM, 2-BOS)
Daren Puppa	BUF, TB	4	(3-BUF, 1-TB)
Glenn Resch	NJ	4	
Vincent Riendeau	STL, BOS	4	(2-STL, 2-BOS)
Pat Riggin	WSH, BOS	4	(3-WSH, 1-BOS)
Greg Stefan	DET	4	
Wendell Young	VAN, TB	4	(2-VAN, 2-TB)
59. Marc Behrend	WPG	3	
Tim Bernhardt	TOR	3	
Allan Bester	TOR	3	
Mario Brunetta	QUE	3	
Jim Carey	WSH	3	
Tom Draper	OPG, BUF	3	(1-WPG, 2-BUF)
Don Edwards	CGY, TOR	3	(1-CGY, 2-TOR)
Troy Gamble	VAN	3	
Jeff Hackett	SJ, CHI	3	(1-SJ, 2-CHI)
Dominik Hasek	Chi, Buf	3	(1-CHI, 2-BUF)
Rick Hayward	WPG, MTL, STL	3	(1-WPG, 1-MTL, 1-STL)
Guy Hebert	STL	3	
Corey Hirsch	NYR	3	
Olaf Kolzig	WSH	3	
Mark LaForest	DET, PHI	3	(2-DET, 1-PHI)
Jarmo Myllys	SJ	3	
Felix Potvin	TOR	3	
Eldon Reddick	WPG	3	
Corey Schwab	TB	3	

Damian Rhodes	OTT	3	
Mikhail Shtalenkov	ANA	3	
Steve Weeks	VAN	3	
81. Scott Bailey	BOS	2	
Daniel Berthiaume	WPG	2	
Dan Bouchard	WPG	2	
Doug Daddswell	CGY	2	
Randy Exelby	EDM	2	
Wade Flaherty	SJ	2	
Pat Jablonski	MTL	2	
Nikolai Khabibulin	PHO	2	
Trevor Kidd	CGY	2	
Ron Low	NJ	2	
Jeff Reese	TOR	2	
Garth Snow	PHI	2	
Doug Soetaert	MTL, NYR	2	(1-MTL, 1-NYR)
94. Stephane Beauregard	PHI	1	
J.C. Bergeron	TB	1	
Byron DaFoe	LA	1	
Darren Eliot	LA	1	
Eric Fichaud	NYI	1	
Al Jensen	WSH	1	
Darren Jensen	PHI	1	
Bob Janecyk	LA	1	
Curtis Joseph	EDM	1	
Pelle Lindbergh	PHI	1	
Gilles Meloche	MIN	1	
Jason Muzzatti	HFD	1	
Mike O'Neil	ANA	1	
Chris Osgood	DET	1	
Darren Pang	CHI	1	
Andre Racicot	MTL	1	
Steve Shields	BUF	1	
Robt Stabler	LA	1	
Sam St. Laurent	DET	1	
Rick Tabaracci	WPG	1	
Kan Takko	MIN	1	
Andre Trefilov	BUF	1	

MARIO LEMIEUX — SCORING AGAINST GOALTENDERS IN THE PLAYOFFS

NAME	TEAMS	# OF GOALS	#WITH EACH TEAM
1. Don Beaupre	WSH	11	
2. Andy Moog	BOS	8	
Mike Richter	NYR	8	
4. Ron Hextall	PHI	7	
Chris Terreri	NJ	7	
6. Empty Net Goal		6	
7. Jon Casey	MIN	5	
8. Ed Belfour	CHI	4	
9. Glenn Healy	NYI	3	
Garth Snow	PHI	3	
11. John Vanbiesbrouck	NYR, FLA	2	(1-NYR, 1-FLA)
12. Craig Billington	NJ	1	
Jim Carey	WSH	1	
Byron Dafoe	WSH	1	
Dominik Hasek	CHI	1	
Olaf Kolzig	WSH	1	
Ken Wregget	PHI	1	

LEMIEUX/MULLEN RETROSPECTIVE

PLAYER	GOALS	PLAYER	GOALS
1. Paul Coffey	72	56. Darius Kasparaitis	3
2. Jaromir Jagr	68	Bryan Maxwell	3
3. Kevin Stevens	64	Kevin McCarthy	3
4. Ron Francis	60	59. Mike Blaisdell	2
5. Bob Errey	51	J.J. Daigneault	2
6. Rob Brown	39	Joe Dziedzic	2
7. Doug Bodger	31	Gord Dinean	2
8. Rick Tocchet	30	Corey Foster	2
9. Moe Mantha	27	Jiri Hrdina	2
10. Terry Ruskowski	25	Grant Jennings	2
11. Larry Murphy	23	Chris Joseph	2
Dan Quinn	23	Chris Kirtos	2
13. Randy Cunneynworth	22	Willy Lindstrom	2
Tomas Sandstrom	22	Andrew McBain	2
15. Zarley Zalapski	18	Shawn McCachern	2
16. Craig Simpson	17	Jim McGeough	2
Warren Young	17	Dave McLlwain	2
18. Mike Bullard	14	Glen Murray	2
John Cullen	14	Wulf Paiment	2
Joe Mullen	14	Norm Schmidt	2
21. Randy Hillier	13	Paul Stanton	2
Mark Recchi	13	Tony Tambi	2
23. Phil Bourque	12	Dave Tippett	2
Rod Buskas	12	79. Stu Barnes	1
Markus Naslund	12	Roger Belanger	1
Doug Shedden	12	Neil Belland	1
27. Petr Nedved	11	Doug Brown	1
Ville Siren	11	Greg Brown	1
Sergei Zubov	11	Jay Caulfield	1
30. Wayne Babych	10	John Cnabot	1
Kevin Hatcher	10	Todd Charlesworth	1
Jim Johnson	10	Steve Dijkstra	1
33. Troy Loney	8	Bryan Erickson	1
Dmitri Mironov	8	Bryan Fogarty	1
Ulf Samuelsson	8	Greg Fox	1
Jason Woolley	8	Steve Gatzos	1
37. Ron Duguay	7	Lee Giffin	1
38. Tom Barrasso	6	Steve Guenette	1
Jock Callander	6	Andreas Johansson	1
Chris Doherty	6	Greg Johnson	1
Norm Maciver	6	Petr Klima	1
42. Dan Frawley	5	Kevin Miller	1
Dave Hannan	5	Ian Moran	1
Dave Hunter	5	Eddie Oczyk	1
Kevin LaVallee	5	Jim Paek	1
Francis Leroux	5	Barry Pederson	1
Fredrik Claussan	5	Frank Pietrangelo	1
Gord Roberts	5	Mike Ramsey	1
Bryan Smolinski	5	Gary Rissling	1
Peter Tagliametti	5	Dave Roche	1
51. Randy Gilhen	4	Dwight Schefield	1
Joe McDonnell	4	Wally Weir	1
Kjell Samuelsson	4	Chris Walks	1
Charlie Summer	4	Ned Wilkinson	1
Chris Tamer	4	Scott Young	1

PLAYERS ASSISTING ON MARIO LEMIEUX'S PLAYOFF GOALS

1. Larry Murphy	16
2. Kevin Stevens	15
3. Ron Francis	11
4. Jaromir Jagr	10
5. Paul Coffey	6
Mark Recchi	6
Rick Tocchet	6
8. Petr Nedved	4
9. Tom Barrasso	3
Phil Bourque	3
J. J. Daigneault	3
Bob Errey	3
Ulf Samuelsson	3
Chris Tamer	3
15. Mike Ramsey	2
Tomas Sandstrom	2
Zarley Zalapski	2
Sergei Zubov	2
19. John Cullen	1
Randy Cunneynworth	1
Jim Johnson	1
Troy Loney	1
Kevin Miller	1
Ian Moran	1
Glen Murray	1
Dan Quinn	1
Dave Roche	1
Kjell Samuelsson	1
Paul Stanton	1
Bryan Smolinski	1
Scott Young	1

MILESTONE REGULAR-SEASON GOALS

Total goals scored each season in brackets.

GOAL #	DATE	OPPONENT	ASSISTS	PERIOD	TIME	GOALIE	SCORE	GOAL #	DATE	OPPONENT	ASSISTS	PERIOD	TIME	GOALIE	SCORE
1984-85 (43)								1993-94 (17)							
1	10/11/84	at Boston	UA	1	2:59	Pete Peeters	3-4	500	10/26/95	at NY Islanders	Sandstrom, Mironov	3	17:12	Tommy Soderstrom	7-5
43	4/7/85	at Washington	Babych, Young	2	16:08	Pat Rieglin	3-7	501	10/28/95	at New Jersey	Sandstrom, Jagr (PP)	2	7:49	Marin Brodeur	5-3
(100th point of his rookie campaign. First Pittsburgh and 3rd NHL rookie to score 100)								(surpassing Lanny McDonald's 500 goals)							
1985-86 (48)								1995-96 (69)							
50	10/24/85	vs Toronto	Shedden, Ruszkowski	3	19:08	Tim Bernhard	6-4	508	11/10/95	at San Jose	Sandstrom, MacIver	3	10:31	Wade Flaherty	9-1
1986-87 (54)								(surpassing Jean Beliveau's 507 goals)							
100	10/22/86	vs Buffalo	Mantha, LaVallee (PP)	3	14:53	Jacques Cloutier	5-4 (OT)	513	11/30/95	at Boston	Naslund	1	13:21	Scott Bailey	9-6
1987-88 (70)								(surpassing Gilbert Perreault's 512 goals)							
150	10/21/87	vs New Jersey	Simmer, Simpson	1	6:41	Alain Chevrier	4-5	525	12/28/95	vs Hartford	Sandstrom, Francis (PP)	3	1:02	Jason Muzzatti	9-4
200	3/1/88	vs Minnesota	Coffey	1	3:03	Don Beaupre	8-3	(surpassing Bryan Trottier's 524 goals)							
1988-89 (85)								1996-97 (85)							
250	12/21/88	at Toronto	Errey, Quinn	1	18:08	Ken Wregget	6-1	542	2/18/96	vs NY Rangers	Sandstrom, Simolinski	OT	2:17	Glenn Healy	4-3 (OT)
Five-goal game:								(surpassing Stan Mikita's 541 goals also establishing NHL record of 9 regular-season overtime goals)							
254	12/31/88	vs New Jersey	Brown	1	4:17	Bob Save	8-6	545	2/24/96	at Montreal	Nedved, Zubov (PP)	2	5:33	Jocelyn Thibault	3-7
255	12/31/88	vs New Jersey	Hillier (SH)	1	7:50	Bob Save	8-6	(surpassing Maurice Richard's 544 goals)							
256	12/31/88	vs New Jersey	Coffey, Dineen (PP)	1	10:39	Bob Save	8-6	549	3/9/96	vs New Jersey	Francis, Mironov	1	8:19	Marin Brodeur	3-4 (OT)
257	12/31/88	vs New Jersey	PENALTY SHOT	2	11:14	Chris Terenzi	8-6	(surpassing Michel Goulet's 543 goals)							
258	12/31/88	vs New Jersey	Caulfield	3	19:59	ENG	8-6	550	3/13/96	at Hartford	Francis, Mironov (PP)	2	4:19	Sean Burke	2-3
(each goal scored in a different fashion: even strength, short handed, power-play, penalty shot and empty net.)								Five-goal game:							
300	4/2/89	at Philadelphia	Loney	OT	3:38	ENG	6-5 (OT)	553	3/26/96	vs St. Louis	Nedved, Lenoux	1	3:35	Grant Fuhr	8-4
1989-90 (85)								1996-97 (80)							
317	12/6/89	vs Washington	Coffey, Brown (PP)	1	2:04	Bob Mason	5-3	554	3/29/96	vs St. Louis	Francis, Zubov (PP)	1	15:37	Jon Casey	8-4
(surpassing Jean Pronovost to become the Penguin's all-time leading goal scorer)								(surpassing Mike Bossy's 573 goals)							
1990-91 (19)								1997-98 (90)							
350	2/14/91	vs NY Islanders	Errey, Jagr	3	15:00	Glenn Healy	5-2	574	12/6/96	at Washington	Johansson, Barnes	3	3:13	Olef Kolzig	5-3
1991-92 (44)								(surpassing Mike Bossy's 573 goals)							
400	3/14/92	at Toronto	Stevens, Francis (PP)	2	8:01	Grant Fuhr	3-6	600	2/4/97	vs Vancouver	Francis, Jagr	3	19:04	ENG	6-4
1992-93 (80)								(surpassing Bobby Hull's 610 goals)							
450	3/18/93	vs Washington	Stevens, Murphy	1	1:00	Don Beaupre	7-5	611	4/3/97	vs Hartford	Jagr, Olsson	3	5:28	Sean Burke	5-5
Five goal game:								1998-99 (90)							
471	4/9/93	at NY Rangers	U. Samuelsson	2	4:43	Corey Hirsch	10-4	613	4/11/97	at Florida	PENALTY SHOT	3	2:28	Johan Vanbiesbrouck	4-2
472	4/9/93	at NY Rangers	Francis, Tocchet (PP)	2	8:09	Corey Hirsch	10-4	(surpassing Bobby Hull's 610 goals)							
473	4/9/93	at NY Rangers	Barrasso (SH)	2	16:06	Corey Hirsch	10-4	1999-00 (90)							
474	4/9/93	at NY Rangers	Tocchet, Stevens	3	4:14	Mike Richter	10-4	2000-01 (90)							
475	4/9/93	at NY Rangers	Stevens, Jennings	3	11:15	Mike Richter	10-4	2001-02 (90)							

NOTES ON MARIO LEMIEUX'S 613 GOALS

Of Mario Lemieux's 613 regular season goals:

- 330 goals were scored at home
- 280 were scored on the road
- 3 were scored in neutral-site games
- 53 were unassisted
- 6 were scored on penalty shots (in eight attempts)
- 201 came on the power play
- 47 were short-handed
- 65 were game-winning goals
- 186 were scored in the first period (30.3%)
- 201 were scored in the second period (32.8%)
- 217 were scored in the third period (35.4%)
- 9 were scored in overtime (1.5%)

Mario Lemieux scored on 114 different goaltenders and added 29 into an empty net

110 different players were credited with assists on Lemieux's goals, led by Paul Coffey's 72.

Multiple-goal games:

- Mario Lemieux recorded two-or-more goals in 140 of his 745 regular-season games (18.8%)
- 101 were two-goal games
- Of his 39 hat tricks (tied for second-most in NHL history with Mike Bossy and second to Wayne Gretzky's 49), 26 were three-goal games, 10 were four-goal games and three were five-goal games.



Joe Mullen

7

Right Wing

HT/WT: 5'9" 180 lbs.

Shoots: Right

Born: New York, New York, February 26, 1957

Retired following the 1996-97 season.

MILESTONES ACHIEVED:

- 1,000th game (3/5/96 at NY Islanders)
- 1,000th point (2/7/95 vs Florida)
- 500th goal (3/14/97 at Colorado)
- 400th goal (3/17/92 vs Edmonton)
- 500th assist (12/19/93 vs NY Islanders)

CAREER HAT TRICKS:

11

FIRST NHL GAME:

Oct. 6, 1981 - in a 6-2 St. Louis win vs Pittsburgh.

FIRST NHL POINT:

Oct. 6, 1981 - an assist in a 6-2 St. Louis win vs Pittsburgh.

FIRST NHL GOAL:

Jan. 5, 1982 - in a 4-1 St. Louis win vs Minnesota vs Gilles Meloche.

MOST GOALS, GAME:

4 - four times - last - Dec. 26, 1991 - in a 12-1 Penguins win vs Toronto.

MOST ASSISTS, GAME:

3 - 10 times - last - Dec. 4, 1993 - in a 7-6 OT Penguins win at Hartford

MOST POINTS, GAME:

6 - Jan. 5, 1989 - in an 8-6 Calgary win vs Los Angeles (4g,2a) and Dec. 26, 1991 - in a 12-1 Pittsburgh win vs Toronto (4g,2a).

1996-1997



Became the first American-born player to score 500 goals, notching the milestone goal Mar. 14 at Colorado...Is the all-time leading scorer among American-born players with 1,063 points (502+561)...Recorded 22 points (7+15) in 54 games...Had a season-high two goals Mar. 20 vs Toronto...Had five multi-point games overall...PLAYOFFS: Made his only playoff appearance in Game Four vs Philadelphia Apr. 23... Was the 143rd playoff game of his career.

FINAL CAREER STATISTICS VS NHL

TEAM	GP	G	A	PTS	PIM	TEAM	GP	G	A	PTS	PIM
Anaheim	3	2	2	4	0	New Jersey	55	20	30	50	19
Boston	46	17	24	41	6	NY Islanders	56	25	24	49	15
Buffalo	46	24	27	51	8	NY Rangers	53	27	28	55	20
Calgary	22	7	12	19	0	Ottawa	19	7	6	13	2
Chicago	45	23	24	47	6	Philadelphia	48	20	21	41	18
Colorado	43	21	22	43	10	Phoenix	64	33	38	71	28
Dallas	57	28	32	60	6	Pittsburgh	25	12	23	35	6
Detroit	55	32	28	60	8	San Jose	10	2	3	5	4
Edmonton	58	30	33	63	8	St. Louis	25	12	13	25	2
Florida	12	8	5	13	0	Tampa Bay	13	5	4	9	2
Hartford	39	19	17	36	10	Toronto	55	40	38	78	14
Los Angeles	59	41	31	72	17	Vancouver	56	23	37	60	10
Montreal	40	10	14	24	16	Washington	58	14	25	39	6
						NHL TOTALS	1062	502	561	1063	241

MILESTONE GOALS

- 1 - October 6, 1981 with St. Louis vs Minnesota vs Gilles Meloche
- 100 - January 3, 1985 with St. Louis vs Montreal vs Doug Soetaert
- 200 - February 14, 1987 with Calgary at Minnesota vs Kari Takko
- 300 - March 26, 1989 with Calgary at Chicago vs Darren Pang
- 400 - March 17, 1992 with Pittsburgh vs Edmonton vs Bill Ranford
- 500 - March 14, 1997 with Pittsburgh at Colorado vs Patrick Roy
- 502 - March 20, 1997 with Pittsburgh vs Toronto vs Marcel Cousineau


AMATEUR & CAREER RECORD

YEAR	CLUB	LEAGUE	REGULAR SEASON					PLAYOFFS				
			GP	G	A	PTS	PIM	GP	G	A	PTS	PIM
1977-78	Boston College (a)	ECAC	34	34	34	68	12	--	--	--	--	--
1978-79	Boston College (ab)	ECAC	25	32	24	56	8	--	--	--	--	--
1979-80	Salt Lake (cd)	CHL	75	40	32	72	21	13	*9	11	20	0
	St. Louis	NHL	--	--	--	--	--	1	0	0	0	0
1980-81	Salt Lake (ef)	CHL	80	59	58	*117	8	17	11	9	20	0
1981-82	Salt Lake	CHL	27	21	27	48	12	--	--	--	--	--
	St. Louis	NHL	45	25	34	59	4	10	7	11	18	4
1982-83	St. Louis	NHL	49	17	30	47	6	--	--	--	--	--
1983-84	St. Louis	NHL	80	41	44	85	19	6	2	0	2	0
1984-85	St. Louis	NHL	79	40	52	92	6	3	0	0	0	0
1985-86	St. Louis (g)	NHL	48	28	24	52	10	--	--	--	--	--
	Calgary	NHL	29	16	22	38	11	21	*12	7	19	4
1986-87	Calgary (h)	NHL	79	47	40	87	14	6	2	1	3	0
1987-88	Calgary	NHL	80	40	44	84	30	7	2	4	6	10
1988-89	Calgary (hij)	NHL	79	51	59	110	16	21	*16	8	24	4
1989-90	Calgary (k)	NHL	78	36	33	69	24	6	3	0	3	0
1990-91	PITTSBURGH	NHL	47	17	22	39	6	22	8	9	17	4
1991-92	PITTSBURGH	NHL	77	42	45	87	30	9	3	1	4	4
1992-93	PITTSBURGH	NHL	72	33	37	70	14	12	4	2	6	6
1993-94	PITTSBURGH	NHL	84	38	32	70	41	6	1	0	1	2
1994-95	PITTSBURGH	NHL	45	16	21	37	6	12	0	3	3	4
1995-96	Boston (l)	NHL	37	8	7	15	0	--	--	--	--	--
1996-97	PITTSBURGH	NHL	54	7	15	22	4	1	0	0	0	0
NHL TOTALS			1062	502	561	1063	241	143	60	46	106	42
PITTSBURGH TOTALS			379	153	172	325	101	62	16	15	31	20


* League leading figure, a - ECAC First Team All-Star (1977-78 and 1978-79), b - August 16, 1979, signed as a free agent by St. Louis, c - CHL Second Team All-Star (1979-80), d - Won McKenzie Trophy (CHL Top Rookie, 1979-80), e - CHL First Team All-Star (1980-81), f - Won Tommy Ivan Trophy (CHL MVP, 1980-81), g - Feb. 1, 1986, Traded to Calgary by St. Louis with Terry Johnson and Rik Wilson for Ed Beers, Charlie Bourgeois and Gino Cavallini, h - Won Lady Byng Trophy (1986-87 and 1988-89), i - NHL First Team All-Star (1988-89), j - NHL Plus/Minus Leader (1988-89) k - June 16, 1990 Traded to Pittsburgh by Calgary for Pittsburgh's second round draft choice in the 1990 Entry Draft, l - Sept. 5, 1995 - Signed as a free agent by Boston

- ▼ Ranks seventh on the Penguins all-time list with 153 goals
- ▼ Ranks 13th in Penguins history with 325 points.
- ▼ Ranks eighth on the Penguins career playoff scoring list with 31 points (15+16).
- ▼ Ranks ninth on the Penguins career playoff list in games with 62.
- ▼ Ranks fifth on the Penguins career playoff goals list with 16.
- ▼ Ranks ninth on the Penguins career playoff assist list with 15.


CAREER

 Began his NHL career in 1981-82 with St. Louis... Became the first player to score over 20 goals in both the NHL (25) and the minor leagues (21-Salt Lake) in the same season... Recorded 47 points (17+30) in 49 games with St. Louis before suffering torn knee ligaments Jan. 29 and missing the rest of the season... Set an NHL record (since been broken) in 1983-84 with 41 goals in 1983-84... Added 44 assists to finish the season with 85 points... Recorded 92 points (40+52), the second-highest point total of his career, in 1984-85 with St. Louis... Had 52 points (28+24) in 52 games with St. Louis, before being traded to Calgary with Terry Johnson and Rik Wilson for Ed Beers, Charlie Bourgeois and Gino Cavallini Feb. 1, 1986... Played 29 games with Calgary, recording 38 points (16+22)... Led all playoff scorers with 12 goals and finished third in playoff points with 19... Won the Lady Byng Memorial Trophy in 1986-87, the first American-born player to win the award... Scored 47 goals and led the NHL with 12 game-winning goals... Added 40 assists to total 87 points on the year... Scored 40 goals for the fifth consecutive season in 1987-88 with Calgary... Set an NHL record for points by an American-born player (since been broken) with 110 points... Set career-highs in goals (51), assists (59) and points... recorded three points (2+1) in the 1989 All-Star Game in Edmonton... Was selected to the NHL First All-Star team and won his second Lady Byng Memorial Trophy... Led the NHL with a plus-51 rating... Led all players in the 1989 Playoffs with 16 goals, helping Calgary win the Stanley Cup... Became the all-time leading American-born scorer, recording his 686th point Jan. 13, 1990 at Toronto, passing Neal Broten... Recorded two points (1+1) in the 1990 NHL All-Star Game in Pittsburgh... Was acquired by the Penguins from Calgary for a second round choice in the 1990 Entry Draft, Jun. 16, 1990... Recorded 39 points (17+22) in 49 games with the Penguins... Missed the final 31 games of the 1990-91 season after having surgery Feb. 6, to remove a herniated disc from his neck... Returned for the 1991 Playoffs, recording 17 points (8+9) in 22 games... Tied for the playoff lead with a plus-17 rating... In 1991-92, ranked third on the Penguins with 42 goals, his seventh season with 40-or-more goals... Notched his 400th career goal Mar. 17, 1992 vs Edmonton, becoming the first American-born player to record 400 career goals... Became the first player in club history to score four goals in back-to-back games Dec. 23 at the Islanders and Dec., 26 vs Toronto... Had four points (3+1) in nine playoff games before suffering a strained knee ligament May. 5 in Game Two of the Patrick Division Finals at the Rangers, missing the remainder of the playoffs... Scored 33 goals in 1992-93, ranking fifth on the team... Recorded his 900th career point Feb. 27 vs Tampa Bay, becoming the 49th player and first American-born player to record 900 points... Recorded six points (4+2) in 12 games in the 1993 Playoffs... Recorded his 100th career playoff point, May 4 at the Islanders, becoming only the 40th player in NHL history with 100 playoff points... Ranked second on the Penguins with 38 goals in 1993-94, his 10th career season with 30-or-more goals... Ranked fifth on the team with 70 points... One of three players to play in all 84 games... led the team with nine game-winning goals... Played in his 900th career game Feb. 17 vs Hartford... Notched his 500th career assist Dec. 19 vs the Islanders... Scored 16 goals in 1994-95 to rank fourth on the team... Tied for sixth on the team with 37 points... Became the first American-born to record 1,000 points, reaching the milestone Feb. 7 vs Florida... Signed as a free agent with Boston Sept. 4, 1996... Had 15 points (8+7) in 37 games in 1995-96... Four of his goals came on the power play... Played in his 1,000th career game Mar. 5 at the Islanders... Had surgery to repair a herniated disc in his neck Dec. 6 and missed 33 games... Suffered a sprained knee Mar. 21 vs Ottawa and missed the last 11 regular season games and all five Boston playoff games... Joe and wife Linda have three sons Ryan, Michael and Patrick and a daughter Erin.

THE OPPONENTS



OF ANAHEIM



Location:

2695 Katella Ave., Anaheim, CA 92806

Founded: 1992

Owner and Governor:

The Walt Disney Company

President/Governor: Tony Tavares

Vice President/General Manager:

Jack Ferreira

Head Coach: Pierre Page

NHL Career Record (Seasons):

227-258-69 (7)

Assistant Coaches:

Walt Kyle and Don Hay

Director of Communications:

Bill Robertson

Manager of Media Services:

Rob Scicchili

Head Athletic Trainer: Greg Smith

Arena (Capacity): Arrowhead Pond of Anaheim (17,174)

General Office Phone: (714) 940-2900

Press Box Phone: (714) 704-2623

FAX Phone: (714) 940-2953

Starting Times of Games: 7:35 pm 5:05

pm Sun., Mat. - 12:05 pm

Team Colors:

Purple Jade Silver and White

Radio: KRLA (1110 AM)

Commercial TV: KCAL TV Channel 9

Cable TV: Fox Sports West



PITTSBURGH PENGUINS VS THE NIGHT HUCKS REGULAR SEASON

YEAR	TOTAL	HOME	ROAD	GF-GA
1993-94	1-0-1	0-0-1	1-0-0	7-5
1994-95	DID NOT PLAY			
1995-96	1-1-0	1-0-0	0-1-0	8-8
1996-97	2-0-0	1-0-0	1-0-0	12-6
TOTAL	4-1-1	2-0-1	2-1-0	27-19

All-Time NHL Record: 120-145-31

1996-97 Record: 36-33-13

1996-97 Finish: 2nd (Pacific Division)

1997 Playoff Record: Won, Phoenix, 4-3, Western Conference Quarterfinals; Lost, Detroit, 4-0, Western Conference Semifinals

1996-97 Top Scorer: Teemu Selanne (51-58-109)

Stanley Cup Titles: None

All-Time Anaheim Scorer vs Pittsburgh: Paul Kariya (4gp, 3-5-8)

All-Time Pittsburgh Scorer vs Anaheim: Mario Lemieux (5gp, 4-6-10)

Longest Anaheim Win Streak vs Pittsburgh: 1, Dec. 13, 1995

Longest Pittsburgh Win Streak vs Anaheim: 2, Nov. 7, 1993-Oct. 14, 1995; Dec. 7, 1996-Dec. 11, 1996

Longest Anaheim Undefeated Streak vs Pittsburgh: 1, Feb. 24, 1994 (0-0-1); Dec. 13, 1995 (1-0-0)

Longest Pittsburgh Undefeated Streak vs Anaheim: 3, Nov. 7, 1993-Oct. 14, 1995 (2-0-1)

Last Pittsburgh Win at Home: Dec. 7, 1996 (5-3) (0-0-0 since last win)

Last Anaheim Win at Home: Dec. 13, 1995 (6-3) (0-1-0 since last win)

Last Pittsburgh Win at Anaheim: Dec. 11, 1996 (7-3) (0-0-0 since last win)

Last Anaheim Win at Pittsburgh: None (0-2-1)

Most Goals by Pittsburgh vs Anaheim: 7, Dec. 11, 1996 (P, 7-3)

Most Goals by Anaheim vs Pittsburgh: 6, Dec. 13, 1995 (A, 6-3)

Most Goals by Both Teams: 10, Dec. 11, 1996 (P, 7-3)

Last Pittsburgh Shutout vs Anaheim: None

Last Anaheim Shutout vs Pittsburgh: None

Last Pittsburgh Hat Trick vs Anaheim: None

Last Anaheim Hat Trick vs Pittsburgh: None

Last Pittsburgh Trade with Anaheim:

Mar. 18, 1997, Roman Oksiuta to Pittsburgh for Richard Park

Overtime Record vs Pittsburgh: 0-0-1

PITTSBURGH VS ANAHEIM

THE OPPONENTS

REG-37	GP	W	L	C	PTS	GP	W	L	C	PTS	PEN	P.P.M.
PITTSBURGH	2	2	0	0	4	12	6	3-11	0	14	39	
ANAHEIM	2	0	2	0	0	6	12	2-7	0	18	68	

AT PITTSBURGH (1-0-0)						AT ANAHEIM (0-0-0)					
Dec. 7	Anaheim (Shtalenkov)	3	at	PITTSBURGH (LALIME)	5	WG - Hicks					
Dec. 11	PITTSBURGH (LALIME)	7	at	Anaheim (Shtalenkov)	3	WG - Nedved					
O'Neill replaced Shtalenkov at 28:44 on Dec. 11											

GOALS & SHOTS BY PERIOD	1ST	2ND	3RD	OT	TOTAL
PITTSBURGH	2-18	5-18	5-20	--	12-56
ANAHEIM	3-23	3-19	0-16	---	6-58


PITTSBURGH	GP	G	A	PTS	PIM	SOG	±	ANAHEIM	GP	G	A	PTS	PIM	SOG	±
Lemieux	2	3	2	5	6	11	+3	Kariya	2	1	3	4	0	13	-3
Nedved	2	2	3	5	4	3	+2	Bellows	2	1	2	3	0	2	E
Hatcher	2	1	3	4	2	2	+6	Selmane	2	1	2	3	2	3	-3
Jagr	2	1	3	4	0	9	+3	Mironov	2	2	0	2	2	8	-2
Barnes	2	1	2	3	0	6	E	Rucchin	2	0	2	2	0	3	-2
Hicks	2	2	0	2	0	5	+1	Kurri	2	1	0	1	0	6	-3
Sandstrom	1	0	2	2	0	2	+1	Dollas	2	0	1	1	6	1	E
Francis	2	0	2	2	0	0	+1	Todd	2	0	1	1	10	3	-1
Kasparaitis	2	0	2	2	2	0	+7	Baumgartner	1	0	0	0	2	0	-1
Dziedzic	1	1	0	1	0	2	+2	Karpov	1	0	0	0	10	0	-1
Murray	2	1	0	1	2	4	+1	O'Neill	1	0	0	0	0	0	-
Daigneault	2	0	1	1	0	1	-1	Salci	1	0	0	0	0	0	-1
Olausson	2	0	1	1	0	1	E	Tsulygin	1	0	0	0	0	0	E
Johansson	1	0	0	0	2	0	E	Drury	2	0	0	0	2	0	-1
Muni	1	0	0	0	0	2	+1	Jomphe	2	0	0	0	2	5	-2
Lalime	2	0	0	0	0	0	-	Karpa	2	0	0	0	17	3	-1
Leroux	2	0	0	0	7	0	E	Marshall	2	0	0	0	2	1	-1
Roche	2	0	0	0	0	3	E	Rychel	2	0	0	0	5	1	E
Stojanov	2	0	0	0	12	1	E	Sacco	2	0	0	0	0	2	E
Woolley	2	0	0	0	0	3	-2	Shtalenkov	2	0	0	0	2	0	-
Wright	2	0	0	0	2	1	E	Valk	2	0	0	0	4	5	-1
								Van Impe	2	0	0	0	2	2	-3
TOTAL	2	(12-21-33)		39	56			TOTAL	2	(6-11-17)		68	58		

GOALS BY PERIOD	GP	1ST	2ND	3RD	OT	Avg	SHOTS	SOG	±
Lalime (P)	2	12:00	12	6	0	3.00	58	.897	2-0-0
PITTSBURGH TOTAL	2	12:00	12	6	0	3.00	58	.897	2-0-0
Shtalenkov (A)	2	87:27	5	8	1	5.49	45	.822	0-2-0
O'Neill (A)	1	31:16	1	3	0	5.76	10	.700	0-0-0
ANAHEIM TOTALS	2	12:00	6	12	1	6.00	56	.786	0-2-0

POWER PLAY GOALS: PITTSBURGH (3 for 11) - Lemieux, Murray, Nedved
ANAHEIM (2 for 7) - Bellows, Kariya

THIS SEASON'S SCHEDULE			
Dec. 5	at Pittsburgh	7:00	
Dec. 10	at Anaheim	10:30	
(All Times Pittsburgh Time)			

BOSTON BRUINS



Location: One Fleet Center, Suite 250,
Boston, MA 02114

Founded: 1924

Owner and Governor:

Jeremy M. Jacobs

President and General Manager:

Harry Sinden

Head Coach: Pat Burns

NHL Career Record: 307-211-83 (8)

Assistant Coaches:

Jacques Laperriere and Bob Francis

Director of Media Relations:

Heidi Holland

Assistant Director of Media Relations:

Rusty Ingram

Athletic Trainer: Don Del Negro

Arena (Capacity): Fleet Center (17,565)

General Office Phone: (617) 624-1900

Press Box Phone: (617) 624-2900

FAX Phone: (617) 523-7184

Starting Times of Games: 7:30 pm

Team Colors: Black, White and Gold

Radio: WBZ AM-1030

Commercial TV: UPN-38 WSBK

Cable: New England Sports Network
(NESN)



PITTSBURGH PENGUINS vs BOSTON BRUINS REGULAR SEASON

YEAR	TOTAL	HOME	ROAD	GF-GA
1967-68	2-2-0	1-1-0	1-1-0	10-10
1968-69	1-5-0	1-2-0	0-3-0	13-25
1969-70	0-5-1	0-2-1	0-3-0	9-21
1970-71	1-4-1	1-1-1	0-3-0	18-28
1971-72	1-2-3	1-1-1	0-1-2	20-21
1972-73	1-4-0	1-2-0	0-2-0	14-21
1973-74	0-5-0	0-2-0	0-3-0	16-30
1974-75	1-2-2	1-0-2	0-2-0	20-21
1975-76	0-3-2	0-0-2	0-3-0	14-24
1976-77	1-3-1	1-1-1	0-2-0	10-17
1977-78	0-5-0	0-2-0	0-3-0	11-33
1978-79	2-1-1	1-0-1	1-1-0	14-16
1979-80	2-2-0	0-2-0	2-0-0	14-16
1980-81	0-3-1	0-2-0	0-1-1	13-22
1981-82	1-1-1	1-1-0	0-0-1	10-10
1982-83	1-2-0	1-0-0	0-2-0	10-14
1983-84	0-3-0	0-2-0	0-1-0	7-18
1984-85	1-2-0	0-1-0	1-1-0	12-16
1985-86	1-2-0	1-1-0	0-1-0	8-11
1986-87	1-2-0	1-0-0	0-2-0	9-11
1987-88	0-2-1	0-1-1	0-1-0	7-11
1988-89	1-1-1	0-1-0	1-0-1	10-13
1989-90	1-2-0	1-1-0	0-1-0	13-15
1990-91	1-1-1	1-0-0	0-1-1	12-11
1991-92	1-1-1	0-0-1	1-1-0	14-15
1992-93	4-1-0*	2-0-0	1-1-0	18-14
1993-94	6-0-0*	3-0-0	2-0-0	33-17
1994-95	3-1-0	2-0-0	1-1-0	15-12
1995-96	3-2-0	2-0-0	1-2-0	29-27
1996-97	2-3-0	2-1-0	0-2-0	17-18
TOTAL	39-72-17	25-27-11	12-45-6	420-538

*Includes Game in Atlanta, February 8

*Includes Game in Cleveland, April 3

All-Time NHL Record: 2306-1800-706

1996-97 Record: 26-47-9

1996-97 Finish: 6th (Northeast Division)

1997 Playoff Record: Did Not Qualify for Playoffs

1996-97 Top Scorer: Jozef Sturpel (21-55-76)

Stanley Cup Titles: Five (1929, 1939, 1941, 1970, 1972)

All-Time Boston Scorer vs Pittsburgh: Ray Bourque (60gp, 23-61-84)

All-Time Pittsburgh Scorer vs Boston: Mario Lemieux (34gp, 27-35-62)

Longest Boston Win Streak vs Pittsburgh: 7, Mar. 27, 1977-Oct. 12, 1978

Longest Pittsburgh Win Streak vs Boston: 12, Feb. 8, 1993-Apr. 28, 1995

Longest Boston Undefeated Streak vs Pittsburgh:

11, Mar. 2, 1969-Dec. 6, 1970 (9-0-2)

Longest Pittsburgh Undefeated Streak vs Boston:

12, Feb. 8, 1993-Apr. 28, 1995 (12-0-0)

Last Pittsburgh Win at Home: Apr. 8, 1997 (3-1) (0-0-0 since last win)

Last Boston Win at Home: Apr. 13, 1997 (7-3) (0-0-0 since last win)

Last Pittsburgh Win at Boston: Nov. 30, 1995 (9-6) (0-4-0 since last win)

Last Boston Win at Pittsburgh: Dec. 17, 1996 (6-4) (0-1-0 since last win)

Most Goals by Pittsburgh vs Boston: 9, Nov. 30, 1995 (P, 9-6)

Most Goals by Boston vs Pittsburgh: 8, Mar. 14, 1989 (B, 8-2)

Most Goals by Both Teams: 15, Nov. 30, 1995 (P, 9-6)

Last Pittsburgh Shutout vs Boston:

Feb. 8, 1993 (4-0) - Ken Wregget and Tom Barrasso

Last Boston Shutout vs Pittsburgh: Jan. 14, 1993 (7-0) - John Blue

Last Pittsburgh Hat Trick vs Boston: Nov. 30, 1996 - Jaromir Jagr

Last Boston Hat Trick vs Pittsburgh: Mar. 14, 1986 - Rick Tocchet

Last Pittsburgh Trade with Boston: Aug. 2, 1995, Bryan Smolinski, Glen Murray and third round draft choice in 1996 to Pittsburgh for Kevin Stevens and Shawn McEachern

Overtime Record vs Pittsburgh: 1-4-4

PITTSBURGH VS BOSTON

THE OPONENTS

DATE	GP	W	L	T	Pts	GF	GA	PIM	SHG	PEN	PTS
PITTSBURGH	5	2	3	0	4	17	18	5-15	0	23	55
BOSTON	5	3	2	0	6	18	17	2-17	1	22	61

DATE	TIME	HOME	AWAY	SCORE	REMARKS
Nov. 14		Pittsburgh (Wregget)	1	at BOSTON (RANFORD)	2
Nov. 30		Boston (Ranford)	2	at PITTSBURGH (WREGGET)	6
Dec. 17		BOSTON (RANFORD)	6	at Pittsburgh (Wregget)	4
Apr. 8		Boston (Carey)	1	at PITTSBURGH (LALIME)	3
Apr. 13		Pittsburgh (Wregget)	3	at BOSTON (CAREY)	7

* Dates scored at 1:05 of overtime on Nov. 14
 Lalime replaced Wregget at 40:00 on Dec. 17
 Schafer replaced Carey at 58:20 on Apr. 8
 Carey replaced Schafer at 59:02 on Apr. 8

DATE	PERIOD	PIT	BOS	OT	TOTAL
PITTSBURGH		4-49	3-52	5-58	0-0
BOSTON		6-54	7-61	4-40	1-4

PITTSBURGH	GP	G	A	Pts	PIM	SOB	PPG	SHOTS	PPS	PTS	PIM	SOB	PPG			
Lemieux	5	3	7	10	0	40	+5	Donato	4	3	6	9	4	+6		
Francis	5	3	5	8	0	15	+3	Stumpel	5	2	3	5	2	-2		
Jagr	4	3	3	6	0	10	+1	Dates	3	1	4	5	2	+2		
Hatcher	5	1	4	5	0	8	+2	Wilson	3	3	1	4	0	13	-2	
Olezyk	2	3	1	4	0	5	+2	T.Sweeney	3	2	1	3	0	8	+4	
Nedved	5	1	3	4	6	12	-5	DiMaio	2	1	1	2	0	7	+1	
Olausson	4	0	4	4	2	9	-3	Richter	2	1	1	2	0	3	+1	
Daigneault	3	0	2	2	2	3	-1	Bourque	4	1	1	2	0	17	-1	
Beranek	2	1	0	1	0	3	-3	Allison	2	0	2	2	2	3	+1	
Stojanov	2	1	0	1	0	1	+1	Harkins	4	0	2	2	0	5	-1	
Barnes	3	1	0	1	0	4	-2	D.Sweeney	5	0	2	2	9	7	+2	
Hicks	3	0	1	1	5	2	-1	Carter	2	1	0	1	0	4	+2	
Murray	3	0	1	1	0	5	-1	Heinze	3	1	0	1	0	5	-2	
Woolley	4	0	1	1	0	4	-1	Kennedy	3	1	0	1	10	2	-2	
Antoski	1	0	0	0	0	0	E	Malette	4	1	0	1	4	7	+2	
Johansson	1	0	0	0	2	2	-2	Staios	1	0	1	1	2	0	+1	
Klima	1	0	0	0	0	1	E	Beers	2	0	1	1	2	7	+1	
Mironov	1	0	0	0	0	1	-1	Elik	2	0	1	1	2	8	-1	
Oksuta	1	0	0	0	2	2	-2	Moger	2	0	1	1	0	0	-1	
Quinn	1	0	0	0	0	1	E	J.Roy	3	0	1	1	0	7	+1	
Vak	1	0	0	0	2	6	E	Rohloff	4	0	1	1	4	11	+5	
Johnson	2	0	0	0	0	5	E	Myrvold	1	0	0	0	0	0	-3	
Lalime	2	0	0	0	0	0	-	Payne	1	0	0	0	0	0	-1	
Leroux	2	0	0	0	7	0	E	A.Roy	1	0	0	0	0	0	E	
Roche	2	0	0	0	7	0	-1	Schafer	1	0	0	0	0	0	E	
Dziedzic	3	0	0	0	0	5	-2	Shaldybin	1	0	0	0	0	0	3	E
Moran	3	0	0	0	0	3	-1	Beddoes	2	0	0	0	0	2	E	
Mullen	3	0	0	0	0	3	-2	Carey	2	0	0	0	0	0	-	
Sandstrom	3	0	0	0	0	3	-1	Malkoc	2	0	0	0	2	1	E	
Tamer	3	0	0	0	2	1	-4	Timander	2	0	0	0	0	4	+1	
Wright	3	0	0	0	2	2	E	McLaren	3	0	0	0	4	3	-1	
Kasparaitis	4	0	0	0	8	0	+2	Ranford	3	0	0	0	0	0	-	
Wregget	4	0	0	0	2	0	-	Chynoweth	4	0	0	0	0	1	-1	
Muni	5	0	0	0	6	3	-1	McCleary	5	0	0	0	0	4	-1	
TOTAL	5	(17-32-49)	55	159	TOTAL	5	(18-30-48)	61	159							

GOALKEEPERS	GP	MP	GA	SOB	PPG	SHOTS	SV%	PPG
Lalime (P)	2	78:47	5	1	0	0	0.76	46
Wregget (P)	4	221:05	12	17	0	0	4.61	113
PITTSBURGH TOTAL	5	301:05	17	18	0	0	3.59	159
Schafer (B)	1	0:16	0	0	1	0	0.00	0
Carey (B)	2	118:52	8	5	0	0	2.52	70
Ranford (B)	3	181:05	10	11	0	0	3.64	88
BOSTON TOTALS	5	301:05	18	17	1	0	3.39	159

POWER PLAY GOALS: PITTSBURGH (5 for 15) - Francis - 3, Beranek, Lemieux
 BOSTON (2 for 17) - Bourque, Stumpel


SHORT HANDED GOALS: BOSTON (1) - Heinze

HAT TRICKS: PITTSBURGH (1) - Jagr (Nov. 30)

THIS SEASON'S SCHEDULE	DATE	TIME	LOCATION	TIME
Nov. 13	at Pittsburgh	7:00	Jan. 29	at Boston
Jan. 14	at Boston	7:30	Feb. 28	at Boston
Jan. 24	at Pittsburgh	3:00	Apr. 18	at Pittsburgh

(All times Pittsburgh time)

BUFFALO SABRES



Location: One Seymour H. Knox III Plaza, Buffalo, NY 14203

Founded: 1969

Owner: Niagara Frontier Hockey, L.P.

Governor: Northrup R. Knox

President: Larry Quinn

General Manager: Darcy Regier

Head Coach: Lindy Ruff

NHL Career Record (Seasons):

First season

Assistant Coach: Mike Ramsey

Associate Coach: Don Lever

Director of Communications:

John Isherwood

Director of Information: TBA

Media Relations Director:

Gil Chorbajian

Head Trainer/ Massage Therapist:

Jim Pizzutelli

Arena (Capacity):

Marine Midland Arena (18,595)

General Office Phone: (716) 855-4100

Press Box Phone: (716) 855-4536

FAX Phone: (716) 844-4110

Starting Times of Games: Mon-Thu

7:05 (except Nov. 10-5:05 & Jan. 10-

7:35) Fri. -Sat. 7:35 Sun. 7:05 (weekend matinees 3:05)

Team Colors: Black, white, red, grey and silver

Radio: TBA

Commercial TV: None

Cable: Empire Sports Network



PITTSBURGH PENGUINS VS. BUFFALO SABRES REGULAR SEASON

YEAR	TOTAL	HOME	ROAD	GF- GA
1970-71	0-2-4	0-2-1	0-0-3	19-22
1971-72	1-2-3	0-1-2	1-1-1	14-14
1972-73	0-3-2	0-0-2	0-3-0	9-14
1973-74	3-2-0	3-0-0	0-2-0	17-15
1974-75	0-3-2	0-0-2	0-3-0	18-30
1975-76	1-4-0	1-2-0	0-2-0	13-27
1976-77	4-0-1	3-0-0	1-0-1	20-12
1977-78	0-0-5	0-0-2	0-0-3	17-17
1978-79	2-0-2	1-0-1	1-0-1	19-15
1979-80	0-4-0	0-2-0	0-2-0	8-30
1980-81	0-3-1	0-2-0	0-1-1	5-21
1981-82	1-2-0	1-1-0	0-1-0	12-15
1982-83	1-1-1	1-0-0	0-1-1	12-18
1983-84	0-3-0	0-2-0	0-1-0	9-16
1984-85	0-2-1	0-0-1	0-2-0	5-12
1985-86	2-0-1	1-0-1	1-0-0	11-6
1986-87	2-0-1	1-0-0	1-0-1	15-10
1987-88	2-0-1	2-0-0	0-0-1	16-9
1988-89	1-2-0	1-0-0	0-2-0	13-16
1989-90	0-3-0	0-2-0	0-1-0	6-14
1990-91	2-0-1	1-0-0	1-0-1	14-10
1991-92	2-1-0	1-1-0	1-0-0	14-11
1992-93	3-1-0	2-0-0	1-1-0	18-16
1993-94	5-1-0*	2-0-0	2-1-0	21-13
1994-95	2-1-1	1-0-1	1-1-0	15-13
1995-96	3-2-1	2-1-0	1-1-1	23-22
1996-97	3-3-0	3-0-0	0-3-0	14-14
TOTAL	40-45-28	27-16-13	12-29-15	377-432

*Includes Game in Sacramento, CA, Nov. 3

All-Time NHL Record: 1004-797-331

1996-97 Record: 40-30-12

1996-97 Finish: 1st (Northeast Division)

1997 Playoff Record: Won, Ottawa, 4-3, Eastern Conference Quarterfinals; Lost, Philadelphia, 4-1, Eastern Conference Semifinals

1996-97 Top Scorer: Derek Plante (27-26-53)

Stanley Cup Titles: None

All-Time Buffalo Scorer vs Pittsburgh: Gil Perreault (69gp, 39-51-90)

All-Time Pittsburgh Scorer vs Buffalo: Mario Lemieux (33gp, 28-33-61)

Longest Buffalo Win Streak vs Pittsburgh: 5, Oct. 24, 1979-Oct. 18, 1980

Longest Pittsburgh Win Streak vs Buffalo: 4, Feb. 29, 1992-Dec. 27, 1993

Longest Buffalo Undefeated Streak vs Pittsburgh:

9, Oct. 10, 1970-Dec. 31-1971 (3-0-6)

Longest Pittsburgh Undefeated Streak vs Buffalo:

13, Oct. 27, 1976-Feb. 17, 1979 (5-0-8)

Last Pittsburgh Win at Home: Mar. 18, 1997 (5-3) (0-0-0 since last win)

Last Buffalo Win at Home: Mar. 5, 1997 (4-2) (0-0-0 since last win)

Last Pittsburgh Win at Buffalo: Jan. 17, 1996 (1-0) (0-4-0 since last win)

Last Buffalo Win at Pittsburgh: Mar. 23, 1996 (7-5) (0-3-0 since last win)

Most Goals by Pittsburgh vs Buffalo: 8, Oct. 13, 1987 (P, 8-3)

Most Goals by Buffalo vs Pittsburgh:

10, Dec. 7, 1980 (B, 10-1); Mar. 4, 1983 (B, 10-2)

Most Goals by Both Teams: 13, Mar. 10, 1976 (B, 7-6); Oct. 12, 1988 (B, 8-5)

Last Pittsburgh Shutout vs Buffalo: Dec. 28, 1996 (2-0) - Patrick Lafime

Last Buffalo Shutout vs Pittsburgh: Feb. 7, 1990 (9-0) - Don Edwards

Last Pittsburgh Hat Trick vs Buffalo: Feb. 14, 1989 - Mario Lemieux

Last Buffalo Hat Trick vs Pittsburgh: Oct. 12, 1988 - Dave Andreychuk

Last Pittsburgh Trade with Buffalo:

Mar. 22, 1993, Mike Ramsey to Pittsburgh for Bob Errey

Overtime Record vs Pittsburgh: 3-2-7

PITTSBURGH VS BUFFALO

DATE	GP	W	L	T	PCT	GF	GA	P/A	SHG	PPG	PEN	PIM
PITTSBURGH	6	3	3	0	6	14	14	4-30	0	39	111	
BUFFALO	6	3	3	0	6	14	14	4-27	2	43	100	

AT PITTSBURGH (4-0)

Oct. 17	Pittsburgh (Wregget)	1	at	BUFFALO (HASEK)	4
Nov. 12	Buffalo (Trefilov)	0	at	PITTSBURGH (WREGGET)	3
Dec. 28	Buffalo (Hasek)	0	at	PITTSBURGH (LALIME)	2
Jan. 29	Pittsburgh (DeRouville)	1	at	BUFFALO (HASEK)	3
Mar. 5	Pittsburgh (Wregget)	2	at	BUFFALO (HASEK)	4
Mar. 18	Buffalo (Shields)	3	at	PITTSBURGH (WREGGET)	5

AT BUFFALO (0-0-0)

WG - Galley
WG - Mironov
WG - Olsson
WG - Peca
WG - Plante
WG - Dziedzic

Lalime replaced Wregget at 4:00 on Mar. 18

GOALS & SHOTS BY PERIOD

	1ST	2ND	3RD	OT	TOTAL
PITTSBURGH	2-41	3-63	9-73	---	14-177
BUFFALO	5-68	4-49	5-51	---	14-168

PITTSBURGH	GF	G	A	PTS	PPG	SHG	PEN	BUFFALO	GF	G	A	PTS	PPG	SHG	PEN
Jagr	4	4	1	5	0	15	+1	Galley	6	2	4	6	0	13	-1
Francis	6	0	5	5	2	11	E	Galley	5	1	4	5	6	3	E
Hatcher	6	1	3	4	18	7	-1	Smehlik	6	1	3	4	2	7	+1
Lemieux	4	1	2	3	4	25	E	Peca	5	3	0	3	2	12	+1
Mullen	4	0	3	3	0	10	+1	Ward	6	1	2	3	2	2	+1
Nedved	6	0	3	3	10	17	-3	Barnaby	5	1	1	2	6	10	+1
Johnson	3	2	0	2	0	8	E	Audette	6	1	1	2	2	20	-4
Dziedzic	4	2	0	2	2	9	-1	Zhinkin	6	1	1	2	6	23	+1
Moran	3	1	1	2	0	5	+1	Dawe	6	0	2	2	0	7	-2
Murray	5	1	1	2	0	14	-2	Grosek	6	1	0	1	4	12	+1
Mironov	2	1	0	1	2	4	+1	Holzinger	6	1	0	1	8	15	-2
Olsson	2	1	0	1	2	3	+3	Ray	6	1	0	1	21	5	+1
Christian	2	0	1	1	2	1	E	May	2	0	1	1	6	4	+1
Hicks	4	0	1	1	0	5	-1	Burridge	3	0	1	1	2	5	-2
Muni	6	0	1	1	4	2	+1	Hasek	4	0	1	1	0	0	-
Bergkvist	1	0	0	0	0	0	E	Boughner	5	0	1	1	13	3	E
DeRouville	1	0	0	0	0	0	-	LaFontaine	1	0	0	0	0	0	E
Klima	1	0	0	0	0	5	E	Semenov	1	0	0	0	0	0	E
Patterson	1	0	0	0	4	0	E	Shields	1	0	0	0	0	0	-
Valk	1	0	0	0	2	3	E	Trefilov	1	0	0	0	0	0	-
Antoski	2	0	0	0	2	0	E	Brown	2	0	0	0	4	5	+1
Johansson	2	0	0	0	0	0	E	Moore	2	0	0	0	2	1	E
Lalime	2	0	0	0	0	0	-	Ronan	2	0	0	0	2	4	+1
Quinn	2	0	0	0	2	1	-1	Varada	2	0	0	0	0	2	E
Sandstrom	2	0	0	0	15	5	E	McKee	3	0	0	0	2	2	-1
Stajanov	2	0	0	0	2	0	E	Prameau	5	0	0	0	0	2	+1
Wilkinson	2	0	0	0	0	1	-1	Wilson	5	0	0	0	2	4	E
Kasparaitis	3	0	0	0	0	1	E	Shannon	6	0	0	0	4	7	-2
Tamer	3	0	0	0	22	5	E	Bench					4		
Woolley	3	0	0	0	2	1	-2								
Barnes	4	0	0	0	0	10	E								
Daigneault	4	0	0	0	2	4	E								
Roche	4	0	0	0	5	4	+1								
Wregget	4	0	0	0	0	0	-								
Wright	4	0	0	0	0	1	-1								
Leroux	6	0	0	0	7	0	E								
TOTAL	6	(14-22-36)		111	177			TOTAL	6	(14-22-36)		100	168		

GOALTENDERS

	GP	MP	GF	GA	ENG	S/P	AVG	SHOTS	S/PCT	W/L/T
Lalime (P)	2	80:00	5	1	0	1	0.75	31	.968	2-0-0
DeRouville (P)	1	59:24	1	2	1	0	2.02	38	.947	0-1-0
Wregget (P)	4	218:12	8	8	2	1	2.20	96	.917	1-2-0
PITTSBURGH TOTAL	6	360:00	14	14	3	2	2.33	168	.917	3-3-0
Hasek (B)	4	237:15	11	6	0	0	1.52	106	.943	3-1-0
Trefilov (B)	1	59:17	0	2	1	0	2.02	37	.946	0-1-0
Shields (B)	1	58:27	3	4	1	0	4.04	32	.875	0-1-0
BUFFALO TOTALS	6	360:00	14	14	2	0	2.33	177	.921	3-3-0

POWER PLAY GOALS: PITTSBURGH (4 for 30) - Hatcher, Jagr, Lemieux, Murray
BUFFALO (4 for 27) - Peca - 2, Audette, Plante


SHORT HANDED GOALS: BUFFALO (2) - Peca, Ward

END SEASON SCHEDULE

Nov. 8	at Pittsburgh:	7:00
Nov. 24	at Pittsburgh:	7:00
Feb. 6	at Buffalo:	7:30
Mar. 14	at Pittsburgh:	3:00
Mar. 15	at Buffalo:	3:00

(All Times Pittsburgh Time)

FLAMES



Location: P.O. Box 1540, Station M,
Calgary, Alta. T2P 3B9

Founded: 1972 (Atlanta)

President & Chief Executive Officer:

Ron Bremner

Executive Vice President/General

Manager: Al Coates

Head Coach: Brian Sutter

NHL Career Record (Seasons):

246-179-6 (7)

Assistant Coaches:

Rich Preston, Steve Smith

Manager, Public Affairs: Peter Hanlon

Assistant Public Relations Director:

Kathy Gieck

Trainer: Brian Patafie

Arena (Capacity): Canadian Airlines
Saddledome (18,882)

General Office Phone: (403) 777-2177

Press Box Phone: (403) 264-0636

FAX Phone: (403) 777-2195

Starting Times of Games: M-F- 7:05;

Sat.-7:05 or 8:05; Sun.-6:05; Mat.-1:05

Team Colors:

Red, White, Black and Gold

Radio: 66 CFR 660 AM

Commercial TV:

Calgary 7; CBC Channel 6

Cable TV: TSN Channel 25



YEAR	TOTAL	HOME	ROAD	PCT.
1972-73	4-1-0	3-0-0	1-1-0	23-15
1973-74	3-1-2	1-0-2	2-1-0	19-18
1974-75	1-1-2	1-0-1	0-1-1	12-14
1975-76	2-1-1	1-0-1	1-1-0	13-10
1976-77	0-3-1	0-1-1	0-2-0	12-18
1977-78	1-3-0	1-1-0	0-2-0	8-13
1978-79	0-3-1	0-2-0	0-1-1	7-16
1979-80	2-1-1	1-0-1	1-1-0	11-11
1980-81	1-2-1	1-1-0	0-1-1	13-19
1981-82	0-1-2	0-0-1	0-1-1	7-11
1982-83	0-3-0	0-2-0	0-1-0	6-14
1983-84	0-1-2	0-0-1	0-1-1	10-17
1984-85	2-0-1	2-0-0	0-0-1	18-13
1985-86	1-2-0	1-0-0	0-2-0	9-14
1986-87	1-2-0	0-2-0	1-0-0	10-11
1987-88	2-0-1	1-0-0	1-0-1	14-10
1988-89	1-2-0	1-1-0	0-1-0	11-15
1989-90	0-2-1	0-0-1	0-2-0	9-13
1990-91	2-1-0	2-0-0	0-1-0	13-12
1991-92	2-1-0	1-0-0	1-1-0	16-12
1992-93	2-0-0	1-0-0	1-0-0	7-5
1993-94	0-1-1	0-0-1	0-1-0	5-7
1994-95	DID NOT PLAY			
1995-96	1-1-0	1-0-0	0-1-0	10-8
1996-97	1-1-0	1-0-0	0-1-0	9-9
TOTAL	29-34-17	20-10-10	9-24-7	272-305

All-Time NHL Record: 925-756-295

1996-97 Record: 32-41-9

1996-97 Finish: 5th (Pacific Division)

1997 Playoff Record: Did Not Qualify for Playoffs

1996-97 Top Scorer: Theoren Fleury (29-38-67)

Stanley Cup Titles: One (1989)

All-Time Calgary Scorer vs Pittsburgh: Al MacInnis (27gp, 6-23-29)

All-Time Pittsburgh Scorer vs Calgary: Mario Lemieux (22gp, 18-34-52)

Longest Atlanta/Calgary Win Streak vs Pittsburgh: 5, Nov. 4, 1977-Nov. 3, 1978

Longest Pittsburgh Win Streak vs Atlanta/Calgary:

4, Dec. 16, 1972-Oct. 12, 1973; Mar. 3, 1992-Jan. 23, 1993

Longest Atlanta/Calgary Undefeated Streak vs Pittsburgh:

10, Feb. 7, 1981-Feb. 16, 1984 (6-0-4)

Longest Pittsburgh Undefeated Streak vs Atlanta/Calgary:

8, Dec. 16, 1972-Mar. 31, 1974 (6-0-2)

Last Pittsburgh Win at Home: Jan. 21, 1997 (4-2) (0-0-0 since last win)

Last Calgary Win at Home: Oct. 24, 1996 (7-5) (0-0-0 since last win)

Last Pittsburgh Win at Calgary: Jan. 23, 1993 (4-3) (0-3-0 since last win)

Last Calgary Win at Pittsburgh: Feb. 12, 1989 (4-3) (0-6-2 since last win)

Most Goals by Pittsburgh vs Calgary: 7, Dec. 19, 1995 (P, 7-1)

Most Goals by Calgary vs Pittsburgh:

10, Feb. 16, 1984 (C, 10-3); Mar. 9, 1989 (C, 10-3)

Most Goals by Both Teams: 13, Feb. 16, 1984 (C, 10-3); Mar. 9, 1989 (C, 10-3)

Last Pittsburgh Shutout vs Calgary: None

Last Calgary Shutout vs Pittsburgh: Jan. 16, 1982 (4-0) - Pat Riggan

Last Pittsburgh Hat Trick vs Calgary: Mar. 7, 1988 - Dan Dunn

Last Calgary Hat Trick vs Pittsburgh: Feb. 29, 1996 - Gary Roberts

Last Pittsburgh Trade with Calgary:

Dec. 13, 1990, Jiri Hrdina to Pittsburgh for Jim Kyte

Overtime Record vs Pittsburgh: 0-0-5

PITTSBURGH VS CALGARY

THE OPPONENTS

GP	W	L	T	PTS	GF	GA	PPS	PPG	PEN	PPS	PPG
PITTSBURGH	2	1	1	0	2	9	9	2-8	0	17	45
CALGARY	2	1	1	0	2	9	9	4-13	0	10	25

AT PITTSBURGH (1-0-0)

Oct. 24 Pittsburgh (Barrasso) 5 at CALGARY (KIDD) 7
 Jan. 21 Calgary (Kidd) 2 at PITTSBURGH (LALIME) 4

AT CALGARY (0-0-0)

WG - Reichel
 WG - Barnes

GOALS BY PERIOD

	1ST	2ND	3RD	TOTL
PITTSBURGH	3-17	2-24	4-19	9-60
CALGARY	3-28	1-24	5-35	9-87

PITTSBURGH	GP	G	A	PTS	PIM	SOG	PPG	CALGARY	GP	G	A	PTS	PIM	SOG	PPG
Francis	2	3	1	4	4	5	+2	Titov	2	3	1	4	0	5	-3
Lemieux	2	1	3	4	0	9	E	Gagner	2	1	3	4	0	8	-3
Hatcher	2	1	1	2	2	5	+1	Reichel	2	2	1	3	2	5	E
Jagr	2	1	1	2	0	7	+2	Fleury	2	1	2	3	2	12	-3
Woolley	1	0	2	2	0	0	-1	Iginla	2	1	1	2	0	6	+3
Daigneault	2	0	2	2	4	2	+2	Hoglund	2	1	0	1	0	8	-3
Barnes	1	1	0	1	0	3	E	Stillman	1	0	1	1	0	3	E
Nedved	1	1	0	1	0	4	E	Bouchard	2	0	1	1	0	2	-2
Roche	2	1	0	1	0	1	+1	Chiasson	2	0	1	1	4	11	E
Johansson	1	0	1	1	2	2	+1	Simpson	2	0	1	1	0	2	-3
Mironov	1	0	1	1	14	3	+2	Gavey	1	0	0	0	4	2	-1
Mullen	2	0	1	1	0	1	+1	Huscroft	1	0	0	0	2	0	+1
Antoski	1	0	0	0	0	0	E	Kruse	1	0	0	0	5	1	-1
Barrasso	1	0	0	0	0	0	-	Lakovic	1	0	0	0	0	0	E
Hicks	1	0	0	0	4	1	E	McTavish	1	0	0	0	0	3	-1
Kasparaitis	1	0	0	0	0	0	+1	Millen	1	0	0	0	2	1	-2
Lalime	1	0	0	0	0	0	-	Patrick	1	0	0	0	0	0	E
Olausson	1	0	0	0	0	2	+1	Racine	1	0	0	0	0	6	E
Patterson	1	0	0	0	2	1	E	Stern	1	0	0	0	2	1	-1
Sandstrom	1	0	0	0	0	2	E	Sullivan	1	0	0	0	0	2	-2
Stojanov	1	0	0	0	0	0	-1	Ward	1	0	0	0	0	1	-1
Tamer	1	0	0	0	5	1	1	Albelin	2	0	0	0	0	4	-1
Wright	1	0	0	0	2	3	E	Hushko	2	0	0	0	0	3	-2
Dziedzic	2	0	0	0	2	3	E	Hulse	2	0	0	0	2	1	-1
Leroux	2	0	0	0	2	0	-2	Kidd	2	0	0	0	0	0	-
Muni	2	0	0	0	2	1	-1								
Murray	2	0	0	0	0	4	+1								
TOTAL	2		(9-13-22)		45	60		TOTAL	2		(9-12-21)		25	87	

GOALTENDERS

	GP	MP	GF	GA	ENG	SOG	AVG	SAOTS	SVPCT	1-0-0
Lalime (P)	1	60:00	4	2	0	0	2.00	51	.961	1-0-0
Barrasso (P)	1	58:48	5	6	1	0	6.12	35	.829	0-1-0
PITTSBURGH TOTAL	2	120:00	9	9	1	0	4.50	87	.897	1-1-0
Kidd (C)	2	119:33	9	9	1	0	4.02	59	.864	1-1-0
CALGARY TOTALS	2	120:00	9	9	1	0	4.50	60	850	1-1-0


POWER PLAY GOALS:

PITTSBURGH (2 for 8) - Hatcher, Nedved
 CALGARY (4 for 13) - Titov - 2, Fleury, Reichel

RESCHEDULED SCHEDULE

Oct. 28 at Calgary 9:00
 Mar. 11 at Pittsburgh 7:00
 (All Times Pittsburgh Time)

HURRICANES



Location: 5000 Aerial Center, Suite 100, Morrisville, NC 27560

Founded: 1972 (WHA - New England)

Chief Executive Officer/Governor:

Peter Karmanos, Jr.

General Partner: Thomas Thewes

President/General Manager:

Jim Rutherford

Head Coach: Paul Maurice

NHL Career Record (Seasons):

61-72-19 (2)

Assistant Coaches: Randy

Ladouceur and Tom Webster

Director of Media Relations/Team

Services: Chris Brown

Public and Media Relations Manager:

Jerry Peters

Athletic Trainer: Peter Friesen

Arena (Capacity):

Greensboro Coliseum (21,000)

General Office Phone: (919) 467-7825

Press Box Phone: TBA

FAX Phone: (919) 462-7030

Starting Times of Games: TBA

Team Colors: Red, Black and Silver

Radio: TBA

Commercial TV: TBA

Cable: TBA



YEAR	TOTAL	HOME	ROAD	GP-GA
1979-80	1-2-1	1-0-1	0-2-0	15-21
1980-81	2-2-0	1-1-0	1-1-0	20-20
1981-82	2-0-1	1-0-1	1-0-0	18-11
1982-83	3-0-0	1-0-0	2-0-0	14-7
1983-84	2-1-0	1-1-0	1-0-0	11-10
1984-85	1-2-0	1-0-0	0-2-0	10-13
1985-86	1-2-0	1-1-0	0-1-0	12-10
1986-87	0-3-0	0-1-0	0-2-0	12-18
1987-88	2-1-0	2-0-0	0-1-0	13-11
1988-89	1-2-0	0-1-0	1-1-0	15-20
1989-90	0-2-1	0-1-1	0-1-0	9-15
1990-91	1-2-0	0-1-0	1-1-0	10-11
1991-92	0-2-1	0-2-0	0-0-1	11-16
1992-93	3-0-0	1-0-0	2-0-0	21-8
1993-94	4-1-0	2-0-0	2-1-0	23-22
1994-95	2-2-0	1-1-0	1-1-0	15-16
1995-96	3-2-1	3-0-0	0-2-1	28-18
1996-97	2-1-2	0-0-2	2-1-0	22-17
TOTALS	30-27-7	16-10-5	14-17-2	279-264

All-Time NHL Record: 534-709-177

1996-97 Record: 32-39-11

1996-97 Finish: 5th (Northeast Division)

1997 Playoff Record: Did Not Qualify for Playoffs

1996-97 Top Scorer: Geoff Sanderson (36-31-67)

Stanley Cup Titles: None

All-Time Hartford Scorer vs Pittsburgh: Ron Francis (28gp, 14-28-42)

All-Time Pittsburgh Scorer vs Hartford: Mario Lemieux (32gp, 30-37-67)

Longest Hartford Win Streak vs Pittsburgh:

4, Oct. 28, 1986-Jan. 9, 1988; Feb. 26, 1989-Mar. 25, 1990

Longest Pittsburgh Win Streak vs Hartford: 4, Dec. 19, 1981-Jan. 3, 1982

Longest Hartford Undeclared Streak vs Pittsburgh:

7, Feb. 26, 1989-Dec. 8, 1990 (6-0-1)

Longest Pittsburgh Undeclared Streak vs Hartford:

8, Feb. 19, 1981-Mar. 12, 1983 (7-0-1)

Last Pittsburgh Win at Home: Feb. 23, 1996 (5-4) (0-0-2 since last win)

Last Hartford Win at Home: Oct. 8, 1996 (7-3) (0-2-0 since last win)

Last Pittsburgh Win at Hartford: Jan. 15, 1997 (3-0) (0-0-0 since last win)

Last Hartford Win at Pittsburgh: Apr. 5, 1995 (8-4) (0-3-2 since last win)

Most Goals by Pittsburgh vs Hartford: 10, Apr. 3, 1993 (P, 10-2)

Most Goals by Hartford vs Pittsburgh:

9, Nov. 22, 1984 (H, 9-3); Dec. 26, 1980 (H, 9-7); Mar. 30, 1989 (H, 9-5)

Most Goals by Both Teams: 18, Dec. 26, 1980 (H, 9-7)

Last Pittsburgh Shutout vs Hartford: Jan. 15, 1997 (3-0) - Patrick Lafine

Last Hartford Shutout vs Pittsburgh: None

Last Pittsburgh Hat Trick vs Hartford: Feb. 16, 1995 - Luc Robitaille

Last Hartford Hat Trick vs Pittsburgh: Feb. 23, 1996 - Brendan Shanahan

Last Pittsburgh Trade with Hartford: Mar. 10, 1992, Future Considerations to Pittsburgh for Frank Pietrangolo

Overtime Record vs Pittsburgh: 1-2-5

PITTSBURGH VS HARTFORD

THE OPPONENTS

GP	W	L	T	PTS	GF	GA	PEN	PPG	PKG	PPG	PEN	PKG
PITTSBURGH	5	2	1	2	6	22	17	7-21	1	37	106	
HARTFORD	5	1	2	2	4	17	22	3-22	1	37	109	

IN PITTSBURGH (2-1-2)				AT HARTFORD (2-1-0)			
Oct. 8	Pittsburgh (Barrasso)	3	at	Hartford (Burke)	7	WG - Sanderson	
Nov. 22	PITTSBURGH (WREGGETT)	7	at	Hartford (Muzzatti)	1	WG - Olsson	
Dec. 3	Hartford (Muzzatti)	4	at	Pittsburgh (Wreggett)	4		
Jan. 15	PITTSBURGH (LALIME)	3	at	Hartford (Burke)	0	WG - Hatcher	
Apr. 3	Hartford (Burke)	5	at	Pittsburgh (Wreggett)	5		

GOALS & SHOTS BY PERIOD	1ST	2ND	3RD	OT	TOTAL
PITTSBURGH	4-56	9-57	9-46	0-11	22-170
HARTFORD	6-59	4-59	7-60	0-5	17-183

PITTSBURGH	GP	G	A	PTS	PPM	SOG	+	HARTFORD	GP	G	A	PTS	PPM	SOG	+
Jagr	5	5	3	8	2	26	+1	O'Neill	5	4	0	4	4	13	+1
Lemieux	5	2	6	8	2	31	+2	Sanderson	5	3	1	4	0	17	E
Nedved	4	2	4	6	2	9	+4	Cassels	5	0	4	4	0	8	-1
Hatcher	5	3	2	5	4	22	+4	King	1	2	1	3	2	7	+4
Barnes	4	2	2	4	2	9	E	Kapanen	3	2	1	3	0	6	+1
Francis	5	2	2	4	0	10	E	Rice	5	1	2	3	2	9	+2
Olsson	4	1	2	3	6	5	+4	Nikolishin	1	0	3	3	0	1	+2
Woolley	4	1	2	3	0	7	-1	Emerson	4	0	3	3	0	11	-3
Sandstrom	4	0	3	3	2	7	E	Primeau	3	2	0	2	9	14	-1
Beraneck	1	1	0	1	0	2	+1	Dineen	5	1	1	2	19	10	E
Johnson	1	1	0	1	2	1	-1	Burt	5	0	2	2	11	7	-2
Johansson	3	1	0	1	2	1	+1	Glynn	1	1	0	1	2	2	+2
Tamer	3	1	0	1	7	5	+2	Shanahan	1	1	0	1	0	7	E
Olczyk	1	0	1	1	0	3	+1	Chiasson	1	0	1	1	0	6	E
Valk	1	0	1	1	2	1	-1	Haller	1	0	1	1	2	3	+1
Hicks	4	0	1	1	0	3	-1	Coffey	2	0	1	1	2	8	-3
Kasparaitis	4	0	1	1	8	5	+2	Diduck	4	0	1	1	7	6	E
Murray	4	0	1	1	2	6	-1	Godynyuk	4	0	1	1	0	5	-1
Antoski	1	0	0	0	17	0	E	Leschyshyn	4	0	1	1	6	9	-2
Barrasso	1	0	0	0	0	0	-	Kron	5	0	1	1	0	9	-2
Bergkvist	1	0	0	0	0	0	-1	Brown	1	0	0	0	0	0	-1
Lalime	1	0	0	0	0	0	-	Chase	1	0	0	0	5	0	E
Moran	1	0	0	0	0	2	-1	Daniels	1	0	0	0	0	2	E
Quinn	1	0	0	0	2	2	-2	Domenichelli	1	0	0	0	7	1	E
Stojanov	1	0	0	0	5	1	E	Featherstone	2	0	0	0	4	2	E
Mullen	2	0	0	0	0	1	E	Manderville	2	0	0	0	0	0	-1
Wilkinson	2	0	0	0	7	0	-1	Muzzatti	2	0	0	0	0	0	-
Dargneau	3	0	0	0	2	3	-2	Ranheim	2	0	0	0	0	5	+1
Dziedzic	3	0	0	0	7	5	-2	Burke	3	0	0	0	0	0	-
Leroux	3	0	0	0	5	0	-2	Malik	3	0	0	0	2	3	+2
Muni	3	0	0	0	0	0	-1	Wesley	3	0	0	0	2	6	+2
Wreggett	3	0	0	0	0	0	-	Grimson	4	0	0	0	9	0	-2
Wright	3	0	0	0	7	1	-1	Janssens	4	0	0	0	12	6	-3
Roche	4	0	0	0	11	2	-2	Bench					2		
TOTAL	5	(22-31-53)			106	170		TOTAL	5	(17-25-42)			109	183	

QUARTERS	GP	MP	GF	GA	ENG	SOG	AVG	SHOTS	SVPT	PKG
Lalime (P)	1	60:00	3	0	0	1	0.00	31	1,000	1-0-0
Wreggett (P)	3	189:58	16	10	0	0	3.16	110	909	1-0-2
Barrasso (P)	1	60:00	3	7	0	0	7.00	42	833	0-1-0
PITTSBURGH TOTAL	5	310:00	22	17	0	1	3.29	183	907	2-1-2
Burke (H)	3	183:26	12	11	0	0	3.60	95	884	1-1-1
Muzzatti (H)	2	125:00	5	11	0	0	5.28	75	853	0-1-1
HARTFORD TOTALS	5	310:00	17	22	0	0	4.26	170	871	1-2-2

POWER PLAY GOALS: PITTSBURGH (7 for 21) - Barnes, Francis, Hatcher, Jagr, Lemieux, Nedved, Olsson
 HARTFORD (3 for 22) - Dineen, Primeau, Sanderson

SHORT HANDED GOALS: PITTSBURGH (1) - Nedved
 HARTFORD (1) - Shanahan

THIS SEASON'S SCHEDULE

Oct. 3	at Carolina	7:30	Dec. 31	at Pittsburgh	6:00
Oct. 11	at Pittsburgh	7:00	Jan. 12	at Carolina	7:30
Nov. 26	at Pittsburgh	7:00	Apr. 16	at Carolina	7:30

(All Times Pittsburgh Time)

CHICAGO BLACKHAWKS



Location: 1901 West Madison St.,
Chicago, IL 60612

Founded: 1926

President: William W. Wirtz

General Manager: Bob Murray

Head Coach: Craig Hartsburg

NHL Career Record (Seasons):

74-63-27 (2)

Assistant Coaches: Lorne Henning,
Newell Brown

Executive Director of Public Relations:

Jim DeMaria

Assistant Director of Public Relations:

Brad Freeman

Athletic Trainer: Mike Gapski

Arena (Capacity):

United Center (20,500)

General Office Phone: (312) 455-7000

Press Box Phone: (312) 455-4678

FAX Phone: (312) 455-7041

Starting Times of Games: M-F: 7:30;

Sat + Sun.: 7:00; Mat.-2:00

Team Colors: Red White and Black

Radio: WMAQ 670 AM

Commercial TV: None

Cable TV: Fox Sports Chicago



PITTSBURGH PENGUINS vs CHICAGO BLACKHAWKS REGULAR SEASON

YEAR	TOTAL	HOME	ROAD	GP
1967-68	1-2-1	1-0-1	0-2-0	10-14
1968-69	2-4-0	1-2-0	1-2-0	22-28
1969-70	0-6-0	0-3-0	0-3-0	7-27
1970-71	2-4-0	2-1-0	0-3-0	12-17
1971-72	0-5-1	0-3-0	0-2-1	11-27
1972-73	3-2-0	2-0-0	1-2-0	15-18
1973-74	1-5-0	0-3-0	1-2-0	12-20
1974-75	2-1-1	2-0-0	0-1-1	20-14
1975-76	1-2-1	1-1-0	0-1-1	21-16
1976-77	2-2-0	2-0-0	0-2-0	12-9
1977-78	2-1-1	2-0-0	0-1-1	12-16
1978-79	2-0-2	2-0-0	0-0-2	15-8
1979-80	0-2-2	0-1-1	0-1-1	7-9
1980-81	1-3-0	1-1-0	0-2-0	15-20
1981-82	0-1-2	0-0-1	0-1-1	11-14
1982-83	0-3-0	0-2-0	0-1-0	9-15
1983-84	1-1-1	0-0-1	1-1-0	7-7
1984-85	1-2-0	1-1-0	0-1-0	12-15
1985-86	1-1-1	1-0-0	0-1-1	12-13
1986-87	2-1-0	1-1-0	1-0-0	9-4
1987-88	2-1-0	1-0-0	1-1-0	17-12
1988-89	3-0-0	2-0-0	1-0-0	20-15
1989-90	0-3-0	0-1-0	0-2-0	11-16
1990-91	0-3-0	0-2-0	0-1-0	7-15
1991-92	1-0-1	0-0-1	1-0-0	8-7
1992-93	1-1-0	1-0-0	0-1-0	6-8
1993-94	1-1-0	1-0-0	0-1-0	5-7
1994-95	DID NOT PLAY			
1995-96	1-1-0	1-0-0	0-1-0	7-8
1996-97	0-2-0	0-1-0	0-1-0	3-7
TOTAL	33-60-14	25-23-5	8-37-9	335-406

All-Time NHL Record: 1965-2048-733

1996-97 Record: 34-35-13

1996-97 Finish: 5th (Central Division)

1997 Playoff Record:

Lost, Colorado, 4-2, Western Conference Quarterfinals.

1996-97 Top Scorer: Tony Amonte (41-36-77)

Stanley Cup Titles: Three (1934, 1938 and 1961)

All-Time Chicago Scorer vs Pittsburgh: Stan Mikita (52gp, 32-39-71)

All-Time Pittsburgh Scorer vs Chicago: Mario Lemieux (23gp, 22-33-55)

Longest Chicago Win Streak vs Pittsburgh: 9, Dec. 28, 1968-Dec. 20, 1970

Longest Pittsburgh Win Streak vs Chicago: 3, Oct. 22, 1968-Mar. 12, 1989

Longest Chicago Undefeated Streak vs Pittsburgh:

9, Dec. 28, 1968-Dec. 20, 1970 (9-0-0); Jan. 4, 1981-Mar. 14, 1983 (7-0-2)

Longest Pittsburgh Undefeated Streak vs Chicago:

6, Dec. 2, 1978-Dec. 19, 1979 (2-0-4)

Last Pittsburgh Win at Home: Feb. 10, 1996 (6-3) (0-1-0 since last win)

Last Chicago Win at Home: Dec. 15, 1996 (2-1) (0-0-0 since last win)

Last Pittsburgh Win at Chicago: Mar. 15, 1992 (4-3) (0-4-0 since last win)

Last Chicago Win at Pittsburgh: Feb. 22, 1997 (5-2) (0-0-0 since last win)

Most Goals by Pittsburgh vs Chicago: 10, Feb. 21, 1976 (P, 10-1)

Most Goals by Chicago vs Pittsburgh:

9, Jan. 21, 1973 (C, 9-3); Mar. 19, 1978 (C, 9-1)

Most Goals by Both Teams: 13, Oct. 23, 1968 (C, 8-5); Dec. 6, 1988 (P, 7-6)

Last Pittsburgh Shutout vs Chicago: Dec. 19, 1979 (0-0) - Greg Millen

Last Chicago Shutout vs Pittsburgh: Jan. 15, 1984 (2-0) - Tony Esposito

Last Pittsburgh Hat Trick vs Chicago: Mar. 12, 1989 - Mario Lemieux

Last Chicago Hat Trick vs Pittsburgh: Nov. 8, 1992 - Michel Goulet

Last Pittsburgh Trade with Chicago: Dec. 6, 1983, Greg Fox to

Pittsburgh for Randy Boyd

Overtime Record vs Pittsburgh: 0-0-3

PITTSBURGH VS CHICAGO

THE OPPONENTS

GP	G	A	P	PTS	PP	PA	PEN	SHO	SV%	PEN	PTS
PITTSBURGH	2	0	2	0	0	3	7	1-10	0	6	12
CHICAGO	2	2	0	0	4	7	3	0-5	0	11	22

AT PITTSBURGH (0-1-0)				AT CHICAGO (0-0-0)			
Dec. 15	Pittsburgh (Wregget)	1	at	CHICAGO (HACKETT)	2	WG - Carney	
Feb. 22	CHICAGO (HACKETT)	5	at	Pittsburgh (Wregget)	2	WG - Moreau	

OPPONENT'S SHOTS BY PERIOD	1ST	2ND	3RD	TOTAL
PITTSBURGH	1-20	2-16	0-15	3-51
CHICAGO	1-22	3-27	---	7-72

PITTSBURGH	GP	G	A	PCT	PPG	SOG	+/-	CHICAGO	GP	G	A	PTS	PEN	SOG	+/-
Lemieux	2	2	0	2	0	7	-4	Moreau	2	1	3	4	0	2	+3
Woolley	2	1	1	2	2	2	-1	Amonte	2	2	1	3	0	4	+2
Johnson	1	0	1	1	0	3	E	Chelios	2	1	2	3	2	8	+6
Hatcher	2	0	1	1	2	4	-2	Shantz	2	2	0	2	2	4	+2
Murray	2	0	1	1	0	4	+1	Daze	1	0	2	2	0	0	+2
Nodved	2	0	1	1	2	8	-2	Carney	2	1	0	1	4	4	+6
Wregget	2	0	1	1	0	0	-	Dahlen	1	0	1	1	0	1	+1
Daigneault	1	0	0	0	0	0	E	Suter	1	0	1	1	0	2	+2
Hicks	1	0	0	0	0	1	+1	Probert	2	0	1	1	2	3	+1
Jagr	1	0	0	0	2	2	-1	Zhamnov	2	0	1	1	2	6	+3
Moran	1	0	0	0	2	0	E	Black	1	0	0	0	0	2	E
Sandstrom	1	0	0	0	0	1	E	Chyzowski	1	0	0	0	0	1	E
Taner	1	0	0	0	0	1	-3	Creighton	1	0	0	0	2	3	-1
Wilkinson	1	0	0	0	0	2	-3	Cummins	1	0	0	0	0	1	+1
Barnes	2	0	0	0	0	4	E	Gronman	1	0	0	0	0	0	E
Dziedic	2	0	0	0	0	2	E	Savard	1	0	0	0	0	0	E
Francis	2	0	0	0	0	5	-6	Sykora	1	0	0	0	2	4	E
Kasparaitis	2	0	0	0	0	0	-1	Ciccone	2	0	0	0	4	4	E
Leroux	2	0	0	0	0	0	E	Craven	2	0	0	0	0	4	E
Mullen	2	0	0	0	0	1	-4	Hackett	2	0	0	0	0	0	-
Olausson	2	0	0	0	2	1	E	Krivokrasov	2	0	0	0	0	5	E
Roche	2	0	0	0	0	3	-1	Miller	2	0	0	0	0	4	-1
Stojanov	2	0	0	0	0	0	E	Suter	2	0	0	0	2	9	-1
								Weinrich	2	0	0	0	0	1	-1
TOTAL	2	(3-6-9)			12	51		TOTAL	2	(7-12-19)		22	72		

GOALTENDERS	GP	MP	GF	GA	ENG	SO	AVG	SHOTS	SV%	PEN
Wregget (P)	2	119:37	3	6	1	0	3.03	71	.915	0-2-0
PITTSBURGH TOTAL	2	120:00	3	7	1	0	3.50	72	.903	0-2-0
Hackett (C)	2	120:00	7	3	0	0	1.50	51	.941	2-0-0
CHICAGO TOTALS	2	120:00	7	3	0	0	1.50	51	.941	2-0-0

POWER PLAY GOALS. PITTSBURGH (1 for 10) - Lemieux
CHICAGO (0 for 5)

THIS SEASON'S SCHEDULE		
Nov. 2	at Chicago	8:00
Mar. 5	at Pittsburgh	7:00
(All times Pittsburgh Time)		

COLORADO AVALANCHE



Location: McNicholls Arena, 1635 Clay St., Denver, CO 80204

Founded: 1972 (WHA Quebec)

Owner and Governor: Charlie Lyons/Ascent Entertainment Group Inc.
President and General Manager:

Pierre Lacroix

Head Coach: Marc Crawford

NHL Career Record (Seasons):

126-62-24 (3)

Assistant Coaches:

Jacques Cloutier and Mike Foligno

Public or Media Relations Staff:

Jean Martineau, Sally Christgau, and Jennifer Hofmeister

Athletic Trainer: Pat Karns

Arena (Capacity):

McNicholls Arena (16,061)

General Office Phone: (303) 893-6700

Press Box Phone: (303) 575-1926

FAX Phone: (303) 893-0614

Starting Times of Games: 7:00 pm

Team Colors:

Burgandy, Silver, Blue, and Black

Radio: KKFN 950 AM

Commercial TV: TBA

Cable TV: Fox Sports Rocky Mountain



140

PITTSBURGH PENGUINS vs COLORADO AVALANCHE REGULAR SEASON

YEAR	TOTAL	HOME	ROAD	GF-GA
1979-80	2-2-0	2-0-0	0-2-0	10-9
1980-81	2-1-1	1-0-1	1-1-0	15-16
1981-82	3-0-0	1-0-0	2-0-0	15-6
1982-83	0-3-0	0-2-0	0-1-0	11-22
1983-84	0-3-0	0-1-0	0-2-0	8-21
1984-85	0-3-0	0-2-0	0-1-0	6-26
1985-86	1-1-1	0-0-1	1-1-0	14-12
1986-87	3-0-0	2-0-0	1-0-0	19-6
1987-88	3-0-0	1-0-0	2-0-0	17-11
1988-89	1-2-0	1-1-0	0-1-0	8-16
1989-90	2-1-0	1-0-0	1-1-0	17-9
1990-91	3-0-0	2-0-0	1-0-0	18-11
1991-92	2-0-1	1-0-1	1-0-0	17-10
1992-93	2-0-1	1-0-1	1-0-0	16-11
1993-94	1-4-0	1-2-0	0-2-0	17-25
1994-95	2-2-0	1-1-0	1-1-0	18-17
1995-96	0-1-1	0-1-0	0-0-1	8-11
1996-97	0-2-0	0-1-0	0-1-0	6-10
TOTAL	27-25 -5	15-11 -4	12-14-1	240-249

All-Time NHL Record: 593-648-179

1996-97 Record: 49-24-9

1996-97 Finish: 1st (Pacific Division)

1997 Playoff Record: Won, Chicago, 4-2, Western Conference Quarterfinals; Won, Edmonton, 4-1, Western Conference Semifinals; Lost, Detroit, 4-2, Western Conference Finals.

1996-97 Top Scorer: Peter Forsberg (28-58-86)

Stanley Cup Titles: One (1996)

All-Time Quebec/Colorado Scorer vs Pittsburgh:

Peter Stastny (29gp, 23-28-51)

All-Time Pittsburgh Scorer vs Quebec/Colorado:

Mario Lemieux (29gp, 29-36-65)

Longest Quebec/Colorado Win Streak vs Pittsburgh:

10, Oct. 21, 1982-Oct. 19, 1985

Longest Pittsburgh Win Streak vs Quebec/Colorado:

7, Mar. 22, 1986-Mar. 27, 1988

Longest Quebec/Colorado Undefeated Streak vs Pittsburgh:

11, Oct. 21, 1982-Oct. 26, 1985 (10-0-1)

Longest Pittsburgh Undefeated Streak vs Quebec/Colorado:

9, Oct. 25, 1990-Apr. 3, 1993 (7-0-2)

Last Pittsburgh Win at Home: Feb. 21, 1995 (5-4) (0-3-0 since last win)

Last Colorado Win at Home: Mar. 14, 1997 (6-3) (0-0-0 since last win)

Last Pittsburgh Win at Quebec/Colorado:

Feb. 27, 1995 (3-2) (0-1-1 since last win)

Last Colorado Win at Pittsburgh:

Jan. 23, 1997 (4-3 OT) (0-0-0 since last win)

Most Goals by Pittsburgh vs Quebec/Colorado:

8, Mar. 3, 1987 (P, 8-1); Nov. 16, 1989 (P, 8-2)

Most Goals by Quebec/Colorado vs Pittsburgh: 10, Dec. 29, 1984 (Q, 10-2)

Most Goals by Both Teams: 14, Mar. 8, 1984 (Q, 8-6)

Last Pittsburgh Shutout vs Quebec/Colorado:

Jan. 27, 1994 (3-0) - Ken Wregget

Last Quebec/Colorado Shutout vs Pittsburgh: Feb. 24, 1980 (2-0) - Michel Dion

Last Pittsburgh Hat Trick vs Quebec/Colorado: Nov. 18, 1991 - Kevin Stevens

Last Colorado Hat Trick vs Pittsburgh: Mar. 14, 1997 - Joe Sakic

Last Pittsburgh Trade with Quebec/Colorado: Mar. 10, 1992, Bryan

Fogarty to Pittsburgh for NHL Rights to Scott Young

Overtime Record vs Pittsburgh: 1-1-4

PITTSBURGH VS COLORADO

THE OPPONENTS

REG #7	GP	W	L	T	PTS	GF	GA	PEN	SHO	PPG	PIM
PITTSBURGH	2	0	2	0	0	6	10	2-9	0	16	49
COLORADO	2	2	0	0	4	10	6	5-10	1	14	37

AT PITTSBURGH (0-1-0)	AT COLORADO (0-1-0)
Jan. 23 COLORADO (ROY) 4 at Pittsburgh (Lalime) 3	WG - Kamensky *
Mar. 14 Pittsburgh (Wregget) 3 at COLORADO (ROY) 6	WG - Jones
Billington replaced Roy at 13:54 on Jan. 23	
* - Kamensky scored at 3:55 of overtime on Jan. 23	

GOALS & SHOTS BY PERIOD	1ST	2ND	3RD	O.T.	TOTAL
PITTSBURGH	1-17	2-31	3-21	0-5	6-74
COLORADO	1-25	5-28	3-23	1-5	10-81

PITTSBURGH	GP	G	A	PTS	PIM	SHG	+/-	COLORADO	GP	G	A	PTS	PIM	SHG	+/-
Mullen	2	2	2	4	0	5	+2	Deadmarsh	2	2	3	5	2	10	+2
Francis	2	2	0	2	0	8	-2	Kamensky	2	1	4	5	0	5	+1
Oziedzic	2	1	1	2	2	4	+2	Sakic	1	3	0	3	0	10	+2
Olausson	2	1	1	2	0	11	-2	Jones	2	2	1	3	4	6	+4
Woolley	2	0	2	2	2	4	-3	Forsberg	1	1	2	3	0	4	E
Jagr	1	0	1	1	0	5	E	Ozolinsh	2	0	3	3	4	9	E
M.Lemieux	1	0	1	1	0	2	E	C.Lemieux	2	1	0	1	2	9	-1
Taner	1	0	1	1	2	1	+1	Foote	2	0	1	1	9	1	E
Wright	1	0	1	1	0	2	+1	Klemm	2	0	1	1	2	4	E
Barnes	2	0	1	1	0	6	+1	Krupp	2	0	1	1	5	2	+1
Hicks	2	0	1	1	5	1	E	Lefebvre	2	0	1	1	2	3	+1
Daigneault	1	0	0	0	0	0	-1	Ricci	2	0	1	1	0	0	-1
Johnson	1	0	0	0	2	2	-1	Billington	1	0	0	0	0	0	-
Lalime	1	0	0	0	0	0	-	Roy	1	0	0	0	0	0	-
Moran	1	0	0	0	0	1	+1	Sarault	1	0	0	0	0	0	E
Roche	1	0	0	0	12	1	E	Severyn	1	0	0	0	5	0	E
Sandstrom	1	0	0	0	2	0	-1	Corbet	2	0	0	0	2	2	E
Valk	1	0	0	0	0	1	-1	Gusarov	2	0	0	0	0	3	E
Wregget	1	0	0	0	0	0	-	Keane	2	0	0	0	0	1	-2
Hatcher	2	0	0	0	14	5	+1	Lacroix	2	0	0	0	0	7	-1
Johansson	2	0	0	0	2	4	-2	Yelle	2	0	0	0	0	2	-1
Kasparants	2	0	0	0	0	2	E	Young	2	0	0	0	0	3	-1
Muni	2	0	0	0	2	1	+1								
Murray	2	0	0	0	2	2	-1								
Nedved	2	0	0	0	0	6	-1								
Bench					2										
TOTAL	2	(6-12-18)		49	74			TOTAL	2	(10-18-28)		37	81		

GOALIE GOALS	GP	TOI	GA	SV	SHG	AVG	SHOTS	SVE%	PPG	PEN
Lalime (P)	1	63:55	3	4	0	3.75	35	.886	0-1-0	
Wregget (P)	1	80:00	3	6	0	6.00	46	.870	0-1-0	
PITTSBURGH TOTAL	2	123:55	6	10	0	4.84	81	.877	0-2-0	
Roy (C)	2	73:46	6	3	0	2.44	40	.925	1-0-0	
Billington (C)	1	50:31	4	3	0	3.60	34	.912	1-0-0	
COLORADO TOTALS	2	123:55	10	6	0	2.91	74	.919	2-0-0	

POWER PLAY GOALS: PITTSBURGH (2 for 9) - Francis, Olausson
 COLORADO (5 for 10) - Deadmarsh - 2, Sakic - 2, Lemieux

SHORT-HANDED GOALS: COLORADO (1) - Jones

HAT TRICKS: COLORADO (1) - Sakic (Mar. 14)

THIS SEASON'S SCHEDULE		
Dec. 19	at Colorado	5:00
Jan. 3	at Pittsburgh	7:00

STARS



Location: 211 Cowboys Parkway,
Irving, TX 75063

Founded: 1967 (Minnesota North Stars)

Chairman of the Board and Owner:
Thomas O. Hicks

President: James R. Lites

General Manager: Bob Gainey

Head Coach: Ken Hitchcock

NHL Career Record (Seasons):
63-49-13 (2)

Assistant Coaches:

Doug Jarvis and Rick Wilson

Director of Public Relations:
Larry Kelly

Manager of Public Relations:
Kurt Daniels

Head Athletic Trainer:

Dave Surpenant

Arena (Capacity):

Reunion Arena (16,924)

General Office Phone: (972) 868-2890

Press Box Phone: (214) 761-1457

FAX Phone: (972) 868-2860

Starting Times of Games: 7:05 pm

Team Colors:

Black, Green, Gold and White

Radio: WBAP 820 AM

Commercial TV:

KDFW Ch. 4 and KDFI Ch. 27

Cable TV: Fox Sports Southwest



1997-98 PITTSBURGH PENGUINS VS DALLAS STARS REGULAR SEASON

YEAR	TOTAL	HOME	ROAD	GF-GA
1967-68	4-3-3	2-1-2	2-2-1	33-29
1968-69	5-3-0	2-2-0	3-1-0	25-15
1969-70	5-2-1	3-1-0	2-1-1	33-27
1970-71	1-3-2	1-1-1	0-2-1	12-13
1971-72	2-4-0	2-1-0	0-3-0	11-17
1972-73	2-3-0	2-1-0	0-2-0	18-21
1973-74	2-2-1	1-0-1	1-2-0	17-20
1974-75	3-1-0	2-0-0	1-1-0	21-14
1975-76	2-1-1	1-0-1	1-1-0	15-10
1976-77	3-1-0	2-0-0	1-1-0	17-9
1977-78	2-2-0	2-0-0	0-2-0	18-17
1978-79	3-1-0	2-0-0	1-1-0	19-11
1979-80	1-3-0	1-1-0	0-2-0	12-15
1980-81	1-3-0	1-1-0	0-2-0	13-18
1981-82	1-2-0	1-1-0	0-1-0	14-15
1982-83	0-2-1	0-1-0	0-1-1	8-16
1983-84	1-2-0	1-1-0	0-1-0	12-12
1984-85	1-2-0	0-1-0	1-1-0	10-10
1985-86	3-0-0	2-0-0	1-0-0	10-7
1986-87	3-0-0	1-0-0	2-0-0	10-7
1987-88	2-1-0	2-0-0	0-1-0	12-9
1988-89	1-2-0	0-1-0	1-1-0	12-11
1989-90	1-1-1	1-1-0	0-0-1	14-16
1990-91	2-1-0	1-0-0	1-1-0	11-10
1991-92	2-1-0	1-0-0	1-1-0	13-8
1992-93	1-1-0	0-1-0	1-0-0	7-7
1993-94	0-2-0	0-1-0	0-1-0	5-12
1994-95	DID NOT PLAY			
1995-96	2-0-0	1-0-0	1-0-0	9-3
1996-97	1-1-0	1-0-0	0-1-0	5-7
TOTAL	57-50-10	36-17-5	21-33-5	416-386

All-Time NHL Record: 891-1090-377

1996-97 Record: 48-26-8

1996-97 Finish: 1st (Central Division)

1997 Playoff Record: Lost, Edmonton, 4-3, Western Conference Quarterfinals

1996-97 Top Scorer: Mike Modano (35-48-83)

Stanley Cup Titles: None

All-Time Minnesota/Dallas Scorer vs Pittsburgh:

Bill Goldsworthy (54gpp, 23-22-45)

All-Time Pittsburgh Scorer vs Minnesota/Dallas: Rick Kehoe (36gpp, 19-27-46)

Longest Minnesota/Dallas Win Streak vs Pittsburgh:

4, Oct. 28, 1971-Feb. 20, 1972; Jan. 12, 1983-Dec. 1, 1983

Longest Pittsburgh Win Streak vs Minnesota/Dallas:

8, Oct. 15, 1985-Mar. 1, 1988

Longest Minnesota/Dallas Undefeated Streak vs Pittsburgh:

7, Feb. 3, 1982-Dec. 1, 1983 (6-0-1)

Longest Pittsburgh Undefeated Streak vs Minnesota/Dallas:

8, Oct. 15, 1985-Mar. 1, 1988 (8-0-0)

Last Pittsburgh Win at Home: Jan. 14, 1997 (3-1) (0-0-0 since last win)

Last Dallas Win at Home: Mar. 16, 1997 (6-2) (0-0-0 since last win)

Last Pittsburgh Win at Dallas: Nov. 14, 1995 (4-2) (0-1-0 since last win)

Last Dallas Win at Pittsburgh: Feb. 12, 1994 (9-3) (0-2-0 since last win)

Most Goals by Pittsburgh vs Minnesota/Dallas: 9, Jan. 12, 1989 (P, 9-2)

Most Goals by Minnesota/Dallas vs Pittsburgh: 10, Mar. 7, 1973 (M, 10-4)

Most Goals by Both Teams: 15, Dec. 21, 1974 (M, 8-7); Feb. 3, 1982 (M, 9-6)

Last Pittsburgh Shutout vs Minnesota/Dallas:

Feb. 4, 1988 (1-0) - Frank Pietrangolo

Last Minnesota/Dallas Shutout vs Pittsburgh:

Jan. 12, 1983 (7-0) - Markus Mattsson

Last Pittsburgh Hat Trick vs Minnesota/Dallas: Mar. 4, 1990 - Rob Brown

Last Minnesota/Dallas Hat Trick vs Pittsburgh: Jan. 7, 1993 - Ulf Dahlen

Last Pittsburgh Trade with Dallas:

June 22, 1996 - Kevin Hatcher to Pittsburgh for Sergei Zubov

Overtime Record vs Pittsburgh: 0-1-1

PITTSBURGH VS DALLAS

THE OPPONENTS

GP	GP	W	L	T	PTS	GP	W	L	T	PTS	SHO	PEN	PEN
PITTSBURGH	2	1	1	0	2	5	7	1-4	0	6	12		
DALLAS	2	1	1	0	2	7	5	2-6	0	4	8		

AT PITTSBURGH (1-2-0)

Jan. 14 Dallas (Irbe) 1 at PITTSBURGH (LALIME) 3

Mar. 16 Pittsburgh (Wregget) 2 at DALLAS (IRBE) 6

Lalime replaced Wregget at 48:31 on Mar. 16

AT DALLAS (0-1-0)

WG - Jagr

WG - Hogue

GOALS & SHOTS BY PERIOD

	1ST	2ND	3RD	TOTAL
PITTSBURGH	1-15	2-15	2-15	5-45
DALLAS	2-18	4-34	1-17	7-69

PITTSBURGH	GP	G	A	PTS	PIM	SOB	+/-	DALLAS	GP	G	A	PTS	PIM	SOB	+/-
Nedved	2	1	2	3	2	3	+2	Verbeek	2	0	3	3	0	5	E
Francis	2	0	3	3	0	4	+3	Modano	2	1	1	2	0	6	+2
Jagr	1	2	0	2	0	5	+2	Nieuwendyk	2	1	1	2	0	4	-1
Sandstrom	1	1	0	1	0	2	+1	Sydor	2	1	1	2	0	7	+2
Kasparaitis	2	1	0	1	2	3	+1	Zubov	2	0	2	2	0	3	+2
Lemieux	1	0	1	1	0	5	+2	Adams	1	1	0	1	0	4	+2
Murray	1	0	1	1	0	4	+1	Broten	1	1	0	1	0	1	E
Johansson	2	0	1	1	0	2	E	Hogue	2	1	0	1	0	1	+1
Clausson	2	0	1	1	0	2	-1	Langenbrunner	2	1	0	1	2	2	E
Woolley	2	0	1	1	0	1	E	Bassen	2	0	1	1	0	5	-1
Daigneault	1	0	0	0	0	0	+1	Harvey	2	0	1	1	0	5	+2
Johnson	1	0	0	0	0	1	E	D.Hatcher	2	0	1	1	0	2	-2
Moran	1	0	0	0	0	0	-2	Reid	2	0	1	1	2	2	E
Muni	1	0	0	0	0	0	E	Keczmier	1	0	0	0	0	1	E
Park	1	0	0	0	0	1	-1	Lalor	1	0	0	0	0	3	-1
Roche	1	0	0	0	0	1	E	Ledyard	1	0	0	0	2	1	-2
Tamer	1	0	0	0	0	0	-3	Lehtinen	1	0	0	0	0	2	-1
Valk	1	0	0	0	0	0	E	Marshall	1	0	0	0	0	0	-1
Wilkinson	1	0	0	0	0	2	+1	Matvichuk	1	0	0	0	0	4	-2
Wregget	1	0	0	0	0	0	-	Carboneau	2	0	0	0	0	6	E
Wright	1	0	0	0	0	1	E	Gilchrist	2	0	0	0	2	3	E
Barnes	2	0	0	0	2	2	-4	Irbe	2	0	0	0	0	0	-
Dziedzic	2	0	0	0	0	1	-2	Ludwig	2	0	0	0	0	2	+1
K.Hatcher	2	0	0	0	2	3	+1								
Hicks	2	0	0	0	2	1	-3								
Lalime	2	0	0	0	0	0	-								
Mullen	2	0	0	0	0	1	-4								
Bench					2										
TOTAL	2	(5-10-15)		12	45			TOTAL	2	(7-12-19)		8	69		

OPPONENTS	GP	MP	GF	GA	ENG	SO	AVG	SHOTS	SUCC	LOSS
Lalime (P)	2	108:31	5	6	0	0	3.32	65	908	1-1-0
Wregget (P)	1	11:29	0	1	0	0	5.22	4	750	0-0-0
PITTSBURGH TOTAL	2	120:00	5	7	0	0	3.50	69	899	1-1-0
Irbe (D)	2	119:46	7	5	0	0	2.50	45	889	1-1-0
DALLAS TOTALS	2	120:00	7	5	0	0	2.50	45	889	1-1-0


POWER PLAY GOALS: PITTSBURGH (1 for 4) - Nedved
DALLAS (2 for 6) - Hogue, Nieuwendyk

THIS SEASON'S SCHEDULE

Nov. 5	at Pittsburgh	7:00
Mar. 22	at Dallas	3:00

(All Times Pittsburgh Time)

DETROIT RED WINGS



Location: 600 Civic Center Dr., Detroit, MI 48226

Founded: 1926

Owner: Mike Ilitch

General Manager: Ken Holland

Head Coach: Scotty Bowman

NHL Career Record (Seasons):

1013-460-263 (25)

Associate Coaches:

Barry Smith, Dave Lewis

Public Relations Coordinators:

Karen Davis, Michael Kuta

Athletic Therapist: John Wharton

Arena (Capacity): Joe Louis Arena

General Office Phone: (313) 396-7544

Press Box Phone: (313) 396-7957

FAX Phone: (313) 567-0296

Starting Times of Games:

WN/Sat. 7:35, Sun. -7:05, Mat. -1:05

Team Colors: Red and White

Radio: WJR 760 AM

Commercial TV: TBA

Cable TV: PASS Cable



YEAR	TOTAL	HOME	ROAD	GP-GA
1967-68	1-3-0	1-1-0	0-2-0	12-21
1968-69	2-4-0	2-1-0	0-3-0	14-20
1969-70	2-4-0	1-2-0	1-2-0	17-21
1970-71	3-1-2	3-0-0	0-1-2	30-13
1971-72	2-4-0	2-1-0	0-3-0	19-25
1972-73	0-2-3	0-1-1	0-1-2	7-9
1973-74	2-2-1	2-1-0	0-1-1	20-13
1974-75	4-2-0	2-1-0	2-1-0	24-15
1975-76	4-1-1	3-0-0	1-1-1	24-13
1976-77	4-2-0	3-0-0	1-2-0	19-17
1977-78	2-3-1	1-1-1	1-2-0	21-22
1978-79	5-3-0	4-0-0	1-3-0	29-31
1979-80	2-2-0	2-0-0	0-2-0	18-19
1980-81	2-1-1	2-0-0	0-1-1	13-11
1981-82	1-2-0	1-0-0	0-2-0	11-11
1982-83	0-2-1	0-1-1	0-1-0	11-17
1983-84	0-3-0	0-1-0	0-2-0	9-21
1984-85	1-1-1	1-1-0	0-0-1	10-10
1985-86	2-1-0	1-0-0	1-1-0	15-11
1986-87	1-2-0	1-1-0	0-1-0	5-6
1987-88	1-2-0	1-0-0	0-2-0	13-15
1988-89	2-0-1	2-0-0	0-0-1	19-13
1989-90	2-0-1	1-0-0	1-0-1	14-7
1990-91	3-0-0	2-0-0	1-0-0	16-5
1991-92	0-1-2	0-0-1	0-1-1	10-11
1992-93	1-1-0	1-0-0	0-1-0	9-14
1993-94	1-1-0	0-1-0	1-0-0	9-10
1994-95	DID NOT PLAY			
1995-96	1-1-0	1-0-0	0-1-0	5-5
1996-97	0-2-0	0-1-0	0-1-0	6-10
TOTAL	51-53-15	40-15-4	11-38-11	429-416

All-Time NHL Record: 2028-1975-623

1996-97 Record: 38-26-18

1996-97 Finish: 2nd (Central Division)

1997 Playoff Record: Won, St. Louis, 4-2, Western Conference Quarterfinals;

Won, Anaheim, 4-0, Western Conference Semifinals; Won, Colorado, 4-2,

Western Conference Final; Won, Philadelphia, 4-0, Stanley Cup Finals

1996-97 Top Scorer: Brendan Shanahan (47-41-88)

Stanley Cup Titles: Eight (1936, 1937, 1943, 1950, 1952, 1954, 1955 and 1997)

All-Time Detroit Scorer vs Pittsburgh: Steve Yzerman (31gp, 15-29-44)

All-Time Pittsburgh Scorers vs Detroit:

Jean Pronovost (53gp, 22-33-55) and Mario Lemieux (24gp, 21-34-55)

Longest Detroit Win Streak vs Pittsburgh: 5, Dec. 23, 1982-Feb. 9, 1984

Longest Pittsburgh Win Streak vs Detroit: 4, Feb. 13, 1974-Dec. 15, 1974

Longest Detroit Undefeated Streak vs Pittsburgh:

9, Mar. 5, 1972-Jan. 27, 1974 (5-0-4)

Longest Pittsburgh Undefeated Streak vs Detroit:

11, Dec. 17, 1988-Feb. 3, 1992 (7-0-4)

Last Pittsburgh Win at Home: Jan. 5, 1996 (5-2) (0-1-0 since last win)

Last Detroit Win at Home: Feb. 27, 1997 (4-1) (0-0-0 since last win)

Last Pittsburgh Win at Detroit: Feb. 4, 1994 (6-3) (0-2-0 since last win)

Last Detroit Win at Pittsburgh: Feb. 8, 1997 (6-5 OT) (0-0-0 since last win)

Most Goals by Pittsburgh vs Detroit: 10, Jan. 28, 1989 (P, 10-5)

Most Goals by Detroit vs Pittsburgh: 8, Feb. 9, 1984 (D, 9-3)

Most Goals by Both Teams: 15, Jan. 28, 1989 (P, 10-5); Oct. 22, 1992 (P, 9-6)

Last Pittsburgh Shutout vs Detroit: Dec. 28, 1990 (5-0) - Tom Barrasso

Last Detroit Shutout vs Pittsburgh: Feb. 3, 1996 (3-0) - Chris Osgood

Last Pittsburgh Hat Trick vs Detroit: Oct. 22, 1992 - Mario Lemieux

Last Detroit Hat Trick vs Pittsburgh: Feb. 8, 1997 - Brendan Shanahan

Last Pittsburgh Trade with Detroit:

Jan. 27, 1997, Greg Johnson to Pittsburgh for Tomas Sandstrom

Overtime Record vs Pittsburgh: 1-1-5

PITTSBURGH VS DETROIT

THE OPPONENTS

TEAM	GP	W	L	T	PTS	GF	GA	PPG	SHG	PEN	PIM
PITTSBURGH	2	0	2	0	0	6	10	1-9	1	7	14
DETROIT	2	2	0	0	4	10	6	3-7	0	9	18

DATE	OPPONENT	SCORE	LOCATION	REMARKS
Feb. 8	DETROIT (VERNON)	5	at Pittsburgh (Lalime)	5
Feb. 27	Pittsburgh (Wregget)	1	at DETROIT (VERNON)	4

* Shanahan scored at 2:01 of overtime on Feb. 8
WG - Shanahan *
WG - Fedorov

TEAM	1ST	2ND	3RD	OT	TOTAL
PITTSBURGH	4-20	1-23	1-16	0-0	6-59
DETROIT	4-32	3-22	2-30	1-2	10-85

PITTSBURGH	GP	G	A	PTS	PIM	SOG	±	DETROIT	GP	G	A	PTS	PIM	SOG	±
Jagr	2	0	3	3	0	6	-1	Shanahan	2	3	3	6	0	9	+4
Lamieux	2	2	0	2	0	4	-1	Larionov	2	1	3	4	2	1	+4
Johnson	2	1	1	2	0	3	E	McCarthy	2	2	1	3	0	5	+5
Francis	2	0	2	2	2	1	+1	Konstantinov	2	1	2	3	2	8	-1
Woolley	2	0	2	2	2	3	+2	Yzerman	2	1	2	3	0	3	+1
Roche	1	1	0	1	0	1	E	Fedorov	2	1	1	2	2	8	E
Barnes	2	1	0	1	0	3	-2	Pushor	2	0	2	2	0	4	+4
Nedved	2	1	0	1	0	6	+1	Sandstrom	2	0	2	2	0	11	-2
Muni	1	0	1	1	0	0	E	Lidstrom	2	1	0	1	0	8	+2
Valk	1	0	1	1	0	1	+1	Rouse	2	0	1	1	2	3	E
Kasparaitis	2	0	1	1	0	6	-1	Ward	2	0	1	1	0	3	+1
Murray	2	0	1	1	0	2	E	Dandenault	1	0	0	0	2	3	E
Christian	1	0	0	0	0	1	-1	Fetisov	1	0	0	0	0	0	-1
Daigneault	1	0	0	0	2	0	-2	Draper	2	0	0	0	4	2	-1
Hatcher	1	0	0	0	2	4	+1	Holmstrom	2	0	0	0	2	2	-1
Hicks	1	0	0	0	0	2	E	Kocur	2	0	0	0	0	1	-1
Johansson	1	0	0	0	0	4	-1	Kozlov	2	0	0	0	0	9	-2
Lalime	1	0	0	0	0	0	-	Laponie	2	0	0	0	2	3	E
Leroux	1	0	0	0	0	0	-1	Maltby	2	0	0	0	0	3	-1
Moran	1	0	0	0	0	1	+1	Vernon	2	0	0	0	0	0	-
Mullen	1	0	0	0	0	1	-1								
Olausson	1	0	0	0	0	3	E								
Stojanov	1	0	0	0	0	0	-1								
Tamer	1	0	0	0	2	4	-2								
Wilkinson	1	0	0	0	2	1	-2								
Wregget	1	0	0	0	0	0	-								
Wright	1	0	0	0	2	0	-2								
Dziedzi	2	0	0	0	0	2	E								
TOTAL	2	(6-12-18)		14		59		TOTAL	2	(10-18-28)		18		86	

QUALIFIERS	GP	MP	GF	GA	ENG	SO	AVG	SHOTS	SUPCT	W/L
Wregget (P)	1	60:00	1	4	0	0	4.00	39	897	0-1-0
Lalime (P)	1	62:01	5	6	0	0	5.80	47	872	0-1-0
PITTSBURGH TOTAL	2	122:01	6	10	0	0	4.92	86	884	0-2-0
Vernon (D)	2	122:01	10	6	0	0	2.95	59	898	2-0-0
DETROIT TOTALS	2	122:01	10	6	0	0	2.95	59	898	2-0-0

POWER PLAY GOALS: PITTSBURGH (1 for 9) - Roche
DETROIT (3 for 7) - Fedorov, Lidstrom, Shanahan

SHORT-HANDED GOALS: PITTSBURGH (1) - Nedved

HAT TRICKS: DETROIT (1) - Shanahan (Feb. 8)

THIS SEASON'S SCHEDULE		
Nov. 7	at Detroit	7:30
Jan. 31	at Pittsburgh	3:00
(All Times Pittsburgh Time)		

EDMONTON OILERS



Location: 11230 - 110 Street,
Edmonton, Alberta T5G 3G8

Founded: 1972 (WHA)

Owner and Governor:
Peter Pocklington

President and General Manager:
Glen Sather

Head Coach: Ron Low

NHL Career Record (Seasons):
71-88-18 (4)

Assistant Coaches: Ted Green, Bob
McCammon and Dave Semenko

Director of Public Relations: Bill Tuele

Director of Community Relations:
Trish Kerr

Coordinator of Information:
Steve Knowles

Athletic Trainer/Therapist: Ken Lowe

Arena (Capacity): Edmonton Coliseum
(17,099)

General Office Phone: (403) 414-4000

Press Box Phone: (403) 474-9330

FAX Phone: (403) 414-4659

Starting Times of Games: TBA

Team Colors: Midnight Blue, Metallic
Copper, Red and White

Radio: 630 CHED (AM)

Commercial TV: A-CHANNEL & CBXT

Cable TV: None



YEAR	TOTAL	HOME	ROAD	GF-GA
1979-80	1-3-0	1-1-0	0-2-0	12-22
1980-81	1-2-1	1-1-0	0-1-1	18-20
1981-82	0-3-0	0-1-0	0-2-0	8-22
1982-83	1-2-0	1-1-0	0-1-0	14-21
1983-84	0-3-0	0-1-0	0-2-0	8-23
1984-85	1-1-1	1-0-1	0-1-0	10-12
1985-86	1-2-0	0-1-0	1-1-0	13-17
1986-87	1-2-0	1-1-0	0-1-0	9-10
1987-88	0-3-0	0-1-0	0-2-0	8-17
1988-89	1-2-0	0-2-0	1-0-0	12-15
1989-90	2-1-0	1-0-0	1-1-0	12-8
1990-91	1-2-0	1-1-0	0-1-0	14-15
1991-92	2-1-0	2-0-0	0-1-0	14-14
1992-93	1-2-0*	0-1-0	0-1-0	11-11
1993-94	1-1-0	1-0-0	0-1-0	7-8
1994-95	DID NOT PLAY			
1995-96	2-0-0	1-0-0	1-0-0	10-8
1996-97	1-1-0	1-0-0	0-1-0	7-7
TOTALS	17-31-2	12-12-1	5-19-1	187-250

Includes One Game Played in Cleveland, OH

All-Time NHL Record: 691-552-177

1996-97 Record: 36-37-9

1996-97 Finish: 3rd (Pacific Division)

1997 Playoff Record: Won, Dallas, 4-3, Western Conference Quarterfinals; Lost, Colorado, 4-1, Western Conference Semifinals

1996-97 Top Scorer: Doug Weight (21-61-82)

Stanley Cup Titles: Five (1984, 1985, 1987, 1988 and 1990)

All-Time Edmonton Scorer vs Pittsburgh: Wayne Gretzky (28, gp 31-44-75)

All-Time Pittsburgh Scorer vs Edmonton: Mario Lemieux (24gp, 13-28-41)

Longest Edmonton Win Streak vs Pittsburgh:

5, Mar. 16, 1981-Mar. 17, 1982; Jan. 7, 1983-Feb. 22, 1984

Longest Pittsburgh Win Streak vs Edmonton:

2, Nov. 4, 1989-Feb. 2, 1990; Mar. 1, 1996-Mar. 21, 1996

Longest Edmonton Undeclared Streak vs Pittsburgh:

6, Jan. 7, 1983-Nov. 6, 1984 (5-0-1)

Longest Pittsburgh Undeclared Streak vs Edmonton:

2, Nov. 4, 1989-Feb. 2, 1990 (2-0-0); Mar. 1, 1996-Mar. 21, 1996 (2-0-0)

Last Pittsburgh Win at Home: Nov. 6, 1996 (5-2) (0-0-0 since last win)

Last Edmonton Win at Home: Oct. 22, 1996 (5-2) (0-0-0 since last win)

Last Pittsburgh Win at Edmonton: Mar. 1, 1996 (5-4) (0-1-0 since last win)

Last Edmonton Win at Pittsburgh: Feb. 18, 1993 (5-4) (0-3-0 since last win)

Most Goals by Pittsburgh vs Edmonton:

7, 3 times, last time - Jan. 21, 1988 (P, 7-4)

Most Goals by Edmonton vs Pittsburgh:

10, Mar. 17, 1982 (E, 10-4); Feb. 19, 1983 (E, 10-7)

Most Goals by Both Teams: 17, Feb. 19, 1983 (E, 10-7)

Last Pittsburgh Shutout vs Edmonton: None

Last Edmonton Shutout vs Pittsburgh: None

Last Pittsburgh Hat Trick vs Edmonton: Nov. 13, 1991 - Kevin Stevens

Last Edmonton Hat Trick vs Pittsburgh: Nov. 8, 1988 - Jari Kurri

Last Pittsburgh Trade with Edmonton: June 22, 1996, Tyler Wright to Pittsburgh

for a seventh round choice in the 1996 draft

Overtime Record vs Pittsburgh: 1-1-1

PITTSBURGH VS EDMONTON

THE OPONENTS

PTS	GP	W	L	T	PTS	GP	W	SO	SOG	PP	PAN
PITTSBURGH	2	1	1	0	2	7	7	2-6	2	11	22
EDMONTON	2	1	1	0	2	7	7	1-9	0	8	16

AT PITTSBURGH (1-0-0)					AT EDMONTON (0-1-0)					
Oct. 22	Pittsburgh (Wregget)	2	at	EDMONTON (JOSEPH)	5	WG - Arnott				
Nov. 6	Edmonton (Essensa)	2	at	PITTSBURGH (WREGGET)	5	WG - Lemieux				

GOALS & SHOTS BY PERIOD	1ST	2ND	3RD	GP	TOTAL
PITTSBURGH	3-24	1-19	3-27	---	7-70
EDMONTON	0-19	3-25	4-18	---	7-62

PITTSBURGH	GP	G	A	PTS	PPM	SOG	+	EDMONTON	GP	G	A	PTS	PPM	SOG	+
Lemieux	2	2	1	3	0	7	-2	Weight	2	1	2	3	0	6	E
Francis	2	1	2	3	0	8	+1	Snyth	2	2	0	2	2	8	E
Jagr	2	1	1	2	2	8	-2	Arnott	2	1	1	2	4	7	-1
Roche	2	1	1	2	0	3	-1	Kovalenko	2	1	1	2	4	7	-1
Nedved	2	0	2	2	0	6	-3	Czerkawski	2	0	2	2	0	0	+1
Sandstrom	1	1	0	1	2	7	+1	Marchment	2	1	0	1	0	3	+4
G.Murray	2	1	0	1	0	5	-1	Satan	2	1	0	1	0	1	+2
Dziedic	1	0	1	1	2	3	+1	DeVries	1	0	1	1	0	1	+2
Mullen	1	0	1	1	0	0	E	Lindgren	1	0	1	1	0	0	E
D.Mironov	2	0	1	1	0	2	-2	Grier	2	0	1	1	0	1	-1
Antoski	1	0	0	0	2	0	E	McAmmond	2	0	1	1	0	6	-1
Klima	1	0	0	0	4	2	E	B.Mironov	2	0	1	1	4	6	E
Moran	1	0	0	0	2	1	+2	R.Murray	2	0	1	1	0	3	E
Patterson	1	0	0	0	0	0	E	DeBrusk	1	0	0	0	0	0	E
Wright	1	0	0	0	0	1	E	Essensa	1	0	0	0	0	0	-
Daigneault	2	0	0	0	0	3	-2	Joseph	1	0	0	0	0	0	-
Hatcher	2	0	0	0	4	6	E	McGillis	1	0	0	0	2	0	E
Leroux	2	0	0	0	2	0	-1	Norton	1	0	0	0	0	0	-2
Muni	2	0	0	0	2	1	+1	Petit	1	0	0	0	0	2	-2
Quinn	2	0	0	0	0	2	+1	Buchberger	2	0	0	0	0	3	E
Stojanov	2	0	0	0	0	0	E	Lowe	2	0	0	0	0	2	E
Tamer	2	0	0	0	0	5	E	Marchant	2	0	0	0	0	6	E
Wregget	2	0	0	0	0	0	-	Richardson	2	0	0	0	0	0	+1
TOTAL	2	(7-10-17)		22	70			TOTAL	2	(7-12-19)		16	62		


GOALKEEPERS	GP	MIN	GA	SA	AVG	SOG	AVG	SHOTS	SHT%	WREST
Wregget (P)	2	120:00	7	7	0	0	3.50	62	.887	1-1-0
PITTSBURGH TOTAL	2	120:00	7	7	0	0	3.50	62	.887	1-1-0
Joseph (E)	1	60:00	5	2	0	0	2.00	36	.944	1-0-0
Essensa (E)	1	59:20	2	4	1	0	4.04	33	.879	0-1-0
EDMONTON TOTALS	2	120:00	7	7	1	0	3.50	70	.900	1-1-0

POWER PLAY GOALS: PITTSBURGH (2 for 6) - Lemieux, Roche
 EDMONTON (1 for 9) - Weight
 SHORT-HANDED GOALS: PITTSBURGH (2) - Francis, Sandstrom

DATE	LOCATION	TIME
Oct. 24	at Edmonton	9:00
Mar. 18	at Pittsburgh	7:00

(All Times Pittsburgh Time)

FLORIDA PANTHERS



Location: 100 NE 3rd Ave., 2nd Floor,
Ft. Lauderdale, FL 33301

Founded: 1992

Owner and Governor:

H. Wayne Huizenga

President: William A. Torrey

General Manager: Bryan Murray

Head Coach: Doug MacLean

NHL Career Record (Seasons):

76-59-29 (2)

Assistant Coach: Duane Sutter

Director of Communications:

Mike Hanson

Communications Associate:

John Kramer

Communications Assistant:

Tom Ziermann

Trainer: David Smith

Arena (Capacity):

Miami Arena (14,703)

General Office Phone: (954) 768-1900

Press Box Phone: (305) 372-3540

FAX Phone: (954) 768-9870

Starting Times of Games:

Mon.-Sat. 7:30 pm Sun. 6:00 pm

Team Colors: Red, Navy Blue, Yellow
and Gold

Radio: 560 WQAM

Commercial TV: None

Cable TV: Sports Channel Florida



YEAR	TOTAL	HOME	ROAD	CF - GF
1993-94	3-0-1	1-0-1	2-0-0	10-7
1994-95	2-2-0	1-1-0	1-1-0	16-14
1995-96	3-1-0	2-0-0	1-1-0	12-10
1996-97	2-2-0	2-0-0	0-2-0	12-13
TOTAL	10-5-1	6-1-1	4-4-0	50-44

All-Time NHL Record: 129-115-52

1996-97 Record: 35-28-19

1996-97 Finish: 3rd (Atlantic Division)

1997 Playoff Record: Lost, NY Rangers, 4-1, Eastern Conference Quarterfinals

1996-97 Top Scorer: Ray Sheppard (29-31-60)

Stanley Cup Titles: None

All-Time Florida Scorer vs Pittsburgh: Rob Niedermayer (16gp, 9-6-15)

All-Time Pittsburgh Scorer vs Florida: Mario Lemieux (8gp, 9-6-15)

Longest Florida Win Streak vs Pittsburgh: 2, Mar. 25, 1995-May 3, 1995

Longest Pittsburgh Win Streak vs Florida: 4, Feb. 1, 1994-Feb. 7, 1995

Longest Florida Undefeated Streak vs Pittsburgh:

2, Mar. 25, 1995-May 3, 1995 (2-0-0)

Longest Pittsburgh Undefeated Streak vs Florida:

6, Oct. 12, 1993-Feb. 7, 1995 (5-0-1)

Last Pittsburgh Win at Home: Mar. 31, 1997 (4-3) (0-0-0 since last win)

Last Florida Win at Home: Apr. 11, 1997 (4-2) (0-0-0 since last win)

Last Pittsburgh Win at Florida: Mar. 28, 1996 (3-2) (0-2-0 since last win)

Last Florida Win at Pittsburgh: May 3, 1995 (4-3) (0-4-0 since last win)

Most Goals by Pittsburgh vs Florida: 7, Feb. 7, 1995 (P, 7-3)

Most Goals by Florida vs Pittsburgh:

5, Jan. 23, 1995 (P, 6-5); Dec. 30, 1995 (P, 6-5)

Most Goals by Both Teams: 11, Jan. 23, 1995 (P, 6-5); Dec. 30, 1995 (P, 6-5)

Last Pittsburgh Shutout vs Florida: None

Last Florida Shutout vs Pittsburgh: Mar. 26, 1995 (2-0) - John Vanbiesbrouck

Last Pittsburgh Hat Trick vs Florida: Dec. 30, 1995 - Mario Lemieux

Last Florida Hat Trick vs Pittsburgh: None

Last Pittsburgh Trade with Florida: Nov. 19, 1996, Stu Barnes and Jason Woolley to Pittsburgh for Chris Wells

Overtime Record vs Pittsburgh: 0-0-1

PITTSBURGH VS FLORIDA

THE OPONENTS

DATE	GP	W	T	L	PTS	GF	GA	PPG	PIM	PPW	PPA
PITTSBURGH	4	2	2	0	4	12	13	3-17	1	23	46
FLORIDA	4	2	2	0	4	13	12	3-18	0	22	44

AT PITTSBURGH (2-0-0)

Nov. 9	Pittsburgh (Wregget)	2	at	FLORIDA (VANBIESBROUCK)	4
Feb. 18	Florida (Vanbiesbrouck)	2	at	PITTSBURGH (WREGGET)	4
Mar. 31	Florida (Vanbiesbrouck)	3	at	PITTSBURGH (WREGGET)	4
Apr. 11	Pittsburgh (Lalime)	2	at	FLORIDA (VANBIESBROUCK)	4

AT FLORIDA (0-2-0)

WG - Garpenlov
WG - Lemieux
WG - Lemieux
WG - Muller

Fitzpatrick replaced Vanbiesbrouck at 20:00 on Nov. 9

GOALS & SHOTS BY PERIOD	1ST	2ND	3RD	TOTAL
PITTSBURGH	4-42	3-42	5-42	12-126
FLORIDA	3-41	6-44	4-45	13-130

PITTSBURGH	GP	G	A	PTS	PIM	SOG	+/-	FLORIDA	GP	G	A	PTS	PIM	SOG	+/-
Lemieux	3	4	2	6	0	13	+4	Svehla	4	0	5	5	2	8	-1
Nedved	4	2	3	5	6	10	+3	Mellanby	4	2	4	4	4	5	+1
Francis	4	0	3	3	2	10	-2	Garpenlov	3	1	3	4	0	6	+
Hatcher	4	0	3	3	0	16	+1	Niedermayer	4	3	0	3	6	12	-1
Jagr	2	1	1	2	0	9	-1	Sheppard	3	1	2	3	0	14	-1
Moran	3	1	1	2	4	6	-1	Dvorak	4	1	2	3	0	7	+1
Beranek	1	1	0	1	2	3	E	Muller	2	1	1	2	0	7	+1
Klima	1	1	0	1	0	2	+1	Jovanovski	3	1	1	2	4	4	-1
Murray	2	1	0	1	0	4	-2	Murphy	3	1	1	2	0	4	+2
Mullen	3	1	0	1	0	3	+1	Fitzgerald	4	0	2	2	2	9	+1
Olczyk	2	0	1	1	0	2	+1	Hough	3	1	0	1	0	6	+2
Dziedzic	3	0	1	1	4	4	-1	Hull	3	1	0	1	0	5	-1
Hicks	3	0	1	1	2	1	E	Fitzpatrick	1	0	1	1	0	0	-
Johnson	3	0	1	1	4	4	-2	Nemirovsky	2	0	1	1	2	3	E
Kasparant	3	0	1	1	4	3	E	Washburn	2	0	1	1	0	1	-1
Muni	3	0	1	1	0	1	E	Laus	4	0	1	1	8	4	-1
Woolley	3	0	1	1	2	5	+1	Vanbiesbrouck	4	0	1	1	2	0	-
Tarner	4	0	1	1	6	5	-3	Barnes	1	0	0	0	2	1	-1
Antoski	1	0	0	0	0	0	E	Podollan	1	0	0	0	0	2	+1
Daigneault	1	0	0	0	0	1	-1	Smyth	1	0	0	0	0	2	1
Lalime	1	0	0	0	0	0	-	Straka	2	0	0	0	0	3	E
Leroux	1	0	0	0	0	0	E	Wells	2	0	0	0	2	0	-1
Mironov	1	0	0	0	0	1	-1	Carkner	3	0	0	0	2	4	-2
Oksiuta	1	0	0	0	0	2	E	Gustafsson	3	0	0	0	0	6	+2
Quinn	1	0	0	0	0	2	-2	Lowry	3	0	0	0	0	5	-1
Sandstrom	1	0	0	0	0	3	E	Lindsay	4	0	0	0	0	8	-1
Wilkinson	1	0	0	0	4	1	-1	Warrener	4	0	0	0	6	4	+4
Olausson	2	0	0	0	0	3	+1	Bench					2		
Roche	2	0	0	0	4	1	-1								
Stojanov	2	0	0	0	2	1	E								
Valk	2	0	0	0	0	1	-3								
Wright	2	0	0	0	0	2	E								
Barnes	3	0	0	0	0	7	-3								
Wregget	3	0	0	0	0	0	-								
TOTAL	4	(12-21-33)		46	126			TOTAL	4	(13-24-37)		44	130		

GOALTENDERS	GP	MP	GF	GA	ENG	PP	AWG	SHOTS	SV%	PP%
Wregget (P)	3	178:45	10	8	1	0	2.69	94	.915	2-1-0
Lalime (P)	1	59:38	2	3	1	0	3.02	34	.912	0-1-0
PITTSBURGH TOTAL	4	240:00	12	13	2	0	3.25	130	.900	2-2-0
Vanbiesbrouck (F)	4	199:16	11	9	1	0	2.71	101	.911	1-2-0
Fitzpatrick (F)	1	40:00	2	2	0	0	3.00	24	.917	1-0-0
FLORIDA TOTALS	4	240:00	13	12	1	0	3.00	126	.905	2-2-0

POWER PLAY GOALS: PITTSBURGH (3 for 17) - Lemieux, Mullen, Nedved

FLORIDA (3 for 18) - Mellanby, Muller, Murphy

SHORT HANDED GOALS: PITTSBURGH (1) - Lemieux

THIS SEASON'S SCHEDULE

Oct. 4	at Pittsburgh	7:00
Oct. 19	at Florida	8:00
Apr. 5	at Florida	8:00
Apr. 11	at Pittsburgh	1:00

(All Times Pittsburgh Time)

LOS ANGELES KINGS



Location: 3900 West Manchester Blvd., Inglewood, CA 90305

Founded: 1967

Owners: Philip F. Anschutz and Edward P. Roski, Jr.

Governor: Bob Sanderman

President: Tim Leiweke

General Manager: Dave Taylor

Head Coach: Larry Robinson

NHL Career Record (Seasons):

52-83-29 (2)

Assistant Coaches:

Rick Green and Jay Leach

Media Relations Director: Mike Altieri

Media Relations Coordinator:

Jeff Moeller

Media Relations Assistant:

Michael Jund

Trainer: Peter Demers

Arena (Capacity): Great Western Forum (16,005)

General Office Phone: (310) 419-3160

Press Box Phone: (310) 419-3243

FAX Phone: (310) 673-8927

Starting Times of Games: 7:30 pm

Team Colors: Black, silver and white

Radio: XTRA - AM, Kings Radio Network

Commercial TV: None

Cable TV: Fox Sports West



PITTSBURGH PENGUINS VS LOS ANGELES KINGS REGULAR SEASON

YEAR	TOTAL	HOME	ROAD	GF-GA
1967-68	4-6-0	3-2-0	1-4-0	26-33
1968-69	2-5-1	1-2-1	1-3-0	20-24
1969-70	6-2-0	4-0-0	2-2-0	20-11
1970-71	2-4-0	2-1-0	0-3-0	18-26
1971-72	4-1-1	3-0-0	1-1-1	29-19
1972-73	4-2-0	3-0-0	1-2-0	17-14
1973-74	1-4-0	1-2-0	0-2-0	6-14
1974-75	1-3-2	0-1-2	1-2-0	8-15
1975-76	5-1-0	3-0-0	2-1-0	29-16
1976-77	2-3-1	1-2-0	1-1-1	20-23
1977-78	0-3-3	0-1-2	0-2-1	15-21
1978-79	4-3-1	2-2-0	2-1-1	24-22
1979-80	1-1-2	1-1-0	0-0-2	13-12
1980-81	2-0-2	2-0-0	0-0-2	18-16
1981-82	1-1-1	1-0-1	0-1-0	15-16
1982-83	2-1-0	1-0-0	1-1-0	15-14
1983-84	1-2-0	1-1-0	0-1-0	15-16
1984-85	0-3-0	0-1-0	0-2-0	6-15
1985-86	2-1-0	2-0-0	0-1-0	16-12
1986-87	1-2-0	1-0-0	0-2-0	9-16
1987-88	1-0-2	0-0-2	1-0-0	15-13
1988-89	1-2-0	1-0-0	0-2-0	9-14
1989-90	1-2-0	1-1-0	0-1-0	13-22
1990-91	1-2-0	1-0-0	0-2-0	6-12
1991-92	0-3-0	0-2-0	0-1-0	8-14
1992-93	1-1-0	1-0-0	0-1-0	7-8
1993-94	1-1-0	1-0-0	0-1-0	7-10
1994-95	DID NOT PLAY			
1995-96	0-2-0	0-1-0	0-1-0	4-6
1996-97	2-0-0	1-0-0	1-0-0	9-4
TOTAL	53-61-16	36-20-8	15-41-8	417-458

All-Time NHL Record: 913-1067-350

1996-97 Record: 28-43-11

1996-97 Finish: 6th (Pacific Division)

1997 Playoff Record: Did Not Qualify for Playoffs

1996-97 Top Scorer: Dimitri Khristich (19-37-56)

Stanley Cup Titles: None

All-Time Los Angeles Scorer vs Pittsburgh: Marcel Dionne (50gp, 29-41-70)

All-Time Pittsburgh Scorer vs Los Angeles: Mario Lemieux (24gp, 17-37-54)

Longest Los Angeles Win Streak vs Pittsburgh: 5, Mar. 14, 1984-Nov. 16, 1985

Longest Pittsburgh Win Streak vs Los Angeles: 6, Nov. 15, 1969-Feb. 26, 1970

Longest Los Angeles Undeclared Streak vs Pittsburgh:

8, Mar. 2, 1977-Mar. 14, 1978 (4-0-4)

Longest Pittsburgh Undeclared Streak vs Los Angeles:

9, Nov. 15, 1979-Feb. 13, 1982 (4-0-5)

Last Pittsburgh Win at Home: Mar. 29, 1997 (4-1) (0-0-0 since last win)

Last Los Angeles Win at Home: Nov. 11, 1995 (3-2) (0-1-0 since last win)

Last Pittsburgh Win at Los Angeles: Dec. 10, 1996 (5-3) (0-0-0 since last win)

Last Los Angeles Win at Pittsburgh: Oct. 21, 1995 (3-2 OT) (0-1-0 since last win)

Most Goals by Pittsburgh vs Los Angeles:

8, Mar. 26, 1969 (P, 8-4); Oct. 20, 1971 (P, 8-1)

Most Goals by Los Angeles vs Pittsburgh: 10, Jan. 21, 1987 (LA, 10-5)

Most Goals by Both Teams: 15, Jan. 21, 1987 (LA, 10-5)

Last Pittsburgh Shutout vs Los Angeles: Nov. 23, 1974 (0-0) - Gary Inness

Last Los Angeles Shutout vs Pittsburgh: Dec. 17, 1986 (3-0) - Daren Eliot

Last Pittsburgh Hat Trick vs Los Angeles: Feb. 10, 1990 - Rob Brown

Last Los Angeles Hat Trick vs Pittsburgh: Mar. 10, 1990 - Luc Robitaille

Last Pittsburgh Trade with Los Angeles:

Mar. 18, 1997, Eddie Olczyk to Pittsburgh for Glen Murray

Overtime Record vs Pittsburgh: 4-3-2

PITTSBURGH VS LOS ANGELES

THE OPONENTS

TEAM	GP	W	L	T	PTS	GF	GA	PEN	SOG	PEN	PIM
PITTSBURGH	2	2	0	0	4	9	4	1-8	0	17	43
LOS ANGELES	2	0	2	0	0	4	9	1-7	0	19	55

AT PITTSBURGH (1-0-0)					AT LOS ANGELES (1-0-0)					
Dec. 10	PITTSBURGH (WREGGET)	5	at	Los Angeles (Dafoe)	3	WG - Jagr				
Mar. 29	Los Angeles (Bergeron)	1	at	PITTSBURGH (WREGGET)	4	WG - Olczyk				
Dafoe replaced Bergeron at 55.50 on Mar. 29										

GOALS & SHOTS BY PERIOD	1ST	2ND	3RD	TOTL
PITTSBURGH	3-22	5-22	1-18	9-62
LOS ANGELES	0-13	1-25	3-26	4-64


PITTSBURGH	GP	G	A	PTS	PPM	SOG	+	LOS ANGELES	GP	G	A	PTS	PPM	SOG	+
Francis	2	2	3	5	0	6	+3	Blake	2	1	1	2	0	8	-3
Jagr	2	2	2	4	0	8	+2	Smyth	2	1	1	2	2	3	+1
Lemieux	2	1	3	4	8	6	+1	Boucher	1	0	2	2	0	5	E
Woolley	2	0	3	3	0	2	+5	Olczyk	1	1	0	1	0	3	-1
Nedved	2	1	1	2	2	3	+2	R.Vopat	1	1	0	1	0	6	E
Hatcher	2	0	2	2	0	6	+1	Staney	1	0	1	1	0	3	E
Olczyk	1	1	0	1	0	5	+1	Berg	1	0	0	0	4	0	-2
Roche	1	1	0	1	0	1	+1	Bergeron	1	0	0	0	0	0	-
Olausson	2	1	0	1	2	6	+3	Finn	1	0	0	0	4	2	-2
Johansson	1	0	1	1	0	0	+1	C.Johnson	1	0	0	0	2	2	-3
Sandstrom	1	0	1	1	0	3	+1	M.Johnson	1	0	0	0	5	1	E
Beranek	1	0	0	0	2	1	+1	Lafayette	1	0	0	0	0	3	-4
Daigneault	1	0	0	0	2	0	E	Laperriere	1	0	0	0	2	4	+1
Dziedic	1	0	0	0	0	1	E	McKenna	1	0	0	0	17	0	E
G.Johnson	1	0	0	0	0	0	E	Murray	1	0	0	0	0	0	-3
Moran	1	0	0	0	2	0	E	Perreault	1	0	0	0	0	0	-1
Mullen	1	0	0	0	0	2	E	Tsyplakov	1	0	6	0	0	1	-1
Muni	1	0	0	0	2	0	E	J.Vopat	1	0	0	0	0	2	E
Murray	1	0	0	0	0	3	E	Zmolek	1	0	0	0	6	1	E
Stojanov	1	0	0	0	5	0	E	Blysm	2	0	0	0	0	1	-1
Tamer	1	0	0	0	5	0	E	Dafoe	2	0	0	0	0	0	-
Valk	1	0	0	0	0	2	E	Ferraro	2	0	0	0	2	3	E
Wilkinson	1	0	0	0	5	3	E	Khrstich	2	0	0	0	0	2	E
Barnes	2	0	0	0	0	2	E	Norstrom	2	0	0	0	0	2	-2
Hicks	2	0	0	0	6	1	E	Nurminen	2	0	0	0	0	3	-1
Kasparaitis	2	0	0	0	0	1	+1	O'Donnell	2	0	0	0	7	0	-1
Wregget	2	0	0	0	0	0	-	Stevens	2	0	0	0	4	8	-1
Bench						2		Yachmenev	2	0	0	0	0	1	-1
TOTAL	2	(9-16-25)		43	62			TOTAL	2	(4-5-9)		55	64		

GOAL TENDERS	GP	MIN	GA	SA	SHUT	SOGS	AVG	SHOTS	SUCCESS	W/L/T
Wregget (P)	2	120:00	9	4	0	0	2.00	64	.938	2-0-0
PITTSBURGH TOTAL	2	120:00	9	4	0	0	2.00	64	.938	2-0-0
Dafoe (LA)	2	63:01	3	4	1	0	3.81	26	.846	0-1-0
Bergeron (LA)	1	55:50	1	4	0	0	4.30	35	.886	0-1-0
LOS ANGELES TOTALS	2	120:00	4	9	1	0	4.50	62	.855	0-2-0

POWER PLAY GOALS: PITTSBURGH (1 for 8) - Lemieux
LOS ANGELES (1 for 7) - R.Vopat

THIS SEASON'S SCHEDULE		
Oct. 1	at Pittsburgh	7:00
Dec. 9	at Los Angeles	10:30
(All Times Pittsburgh Time)		

MONTRÉAL CANADIENS



Location: 1260 de Gauchetière Street
West, Montreal, Quebec H3B 5E8

Founded: 1909

Chairman of the Board, President & Governor: Ronald Corey

General Manager: Rejean Houle

Head Coach: Alain Vigneault

NHL Career Record (Seasons):

First Season

Assistant Coaches: Dave King,
Clement Jodoin, Roland Melanson

Director of Communications:

Donald Beauchamp

Assistant to Director of

Communications: Dominick Saillant

Athletic Trainer: Gaetan Lefebvre

Arena (Capacity): Centre Molson
(21,273)

General Office Phone: (514) 932-2582

Press Box Phone: (514) 989-2872

FAX Phone: (514) 932-8285

Starting Times of Games:

EN - 7:35; Mat-1:35

Team Colors: Red, White and Blue

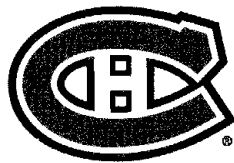
Radio: CKAC 730 AM (French),

CJAD 800 AM (English)

Commercial TV:

CBFT, CBMT, and TQS

Cable TV: RDS



REGULAR SEASON

YEAR	TOTAL	HOME	ROAD	RE-BA
1967-68	0-4-0	0-2-0	0-2-0	11-16
1968-69	1-4-1	0-2-1	1-2-0	16-21
1969-70	2-4-0	2-1-0	0-3-0	15-19
1970-71	1-3-2	1-1-1	0-2-1	13-20
1971-72	1-4-1	1-1-1	0-3-0	16-25
1972-73	0-5-0	0-2-0	0-3-0	12-29
1973-74	0-4-1	0-3-0	0-1-1	10-21
1974-75	1-4-1	1-1-1	0-3-0	15-28
1975-76	0-6-0	0-3-0	0-3-0	19-35
1976-77	0-4-2	0-1-2	0-3-0	11-34
1977-78	1-5-0	1-2-0	0-3-0	19-35
1978-79	2-5-1	2-2-0	0-3-1	19-38
1979-80	1-2-1	1-0-1	0-2-0	14-22
1980-81	2-2-0	1-1-0	1-1-0	10-11
1981-82	1-2-0	1-0-0	0-2-0	9-14
1982-83	1-2-0	1-1-0	0-1-0	11-15
1983-84	0-2-1	0-0-1	0-2-0	6-11
1984-85	1-2-0	1-1-0	0-1-0	11-13
1985-86	0-2-1	0-1-0	0-1-1	10-13
1986-87	1-1-1	1-1-0	0-0-1	11-11
1987-88	2-1-0	1-0-0	1-1-0	11-8
1988-89	1-2-0	0-2-0	1-0-0	8-16
1989-90	1-2-0	1-0-0	0-2-0	4-17
1990-91	0-2-1	0-1-1	0-1-0	11-15
1991-92	1-2-0	1-0-0	0-2-0	8-9
1992-93	2-0-1	2-0-0	0-0-1	12-8
1993-94	1-3-1	1-1-0	0-2-1	7-20
1994-95	2-2-0	2-0-0	0-2-0	13-13
1995-96	1-4-0	1-2-0	0-2-0	17-23
1996-97	2-1-3	0-0-3	2-1-0	23-20
TOTAL	29-86-19	23-32-12	6-54-7	372-580

All-Time NHL Record: 2610-1593-769

1996-97 Record: 31-36-15

1996-97 Finish: 4th (Northeast Division)

1997 Playoff Record: Lost, New Jersey, 4-1, Eastern Conference Quarterfinals

1996-97 Top Scorer: Vincent Damphousse (27-54-81)

Stanley Cup Titles: 24 (1916, 1924, 1930-31, 1944, 1946, 1953, 1956-60, 1965-66,

1968-69, 1971, 1973, 1976-79, 1986 and 1993)

All-Time Montreal Scorer vs Pittsburgh: Guy Lafleur (61gp, 44-53-97)

All-Time Pittsburgh Scorer vs Montreal: Mario Lemieux (32gp, 21-29-50)

Longest Montreal Win Streak vs Pittsburgh: 10, Apr. 2, 1975-Dec. 4, 1976

Longest Pittsburgh Win Streak vs Montreal: 3, Jan. 23, 1988-Oct. 29, 1988

Longest Montreal Undefeated Streak vs Pittsburgh:

18, Jan. 13, 1972-Jan. 26, 1975 (15-0-3)

Longest Pittsburgh Undefeated Streak vs Montreal:

5, Nov. 27, 1996-Mar. 10, 1997 (2-0-3)

Last Pittsburgh Win at Home: Dec. 7, 1995 (7-5) (0-2-3 since last win)

Last Montreal Win at Home: Mar. 26, 1997 (8-5) (0-0-0 since last win)

Last Pittsburgh Win at Montreal: Feb. 5, 1997 (6-3) (0-1-0 since last win)

Last Montreal Win at Pittsburgh: Jan. 12, 1996 (6-5) (0-0-3 since last win)

Most Goals by Pittsburgh vs Montreal:

7, Jan. 15, 1983 (M, 8-7); Dec. 7, 1995 (P, 7-5)

Most Goals by Montreal vs Pittsburgh: 12, Feb. 22, 1979 (M, 12-0)

Most Goals by Both Teams: 15, Jan. 15, 1983 (M, 8-7)

Last Pittsburgh Shutout vs Montreal: Mar. 3, 1971 (4-0) - Les Binkley

Last Montreal Shutout vs Pittsburgh: Dec. 23, 1995 (1-0) - Jocelyn Thibault

Last Pittsburgh Hat Trick vs Montreal: Jan. 26, 1997 - Mario Lemieux (4)

Last Montreal Hat Trick vs Pittsburgh: Mar. 18, 1989 - Mats Naslund

Last Pittsburgh Trade with Montreal:

Dec. 23, 1987, Perry Ganchar to Pittsburgh for Future Considerations

Overtime Record vs Pittsburgh: 0-4-9

PITTSBURGH VS MONTREAL

PTS	GP	W	L	T	PTS	GF	GA	PEN	SHG	PEN	PIM
PITTSBURGH	6	2	1	3	7	23	20	7-23	2	32	78
MONTREAL	6	1	2	3	5	20	23	3-24	1	31	76

AT PITTSBURGH (2-0-0)					AT MONTREAL (3-1-0)						
Nov. 27	Montreal (Thibault)	2	at	Pittsburgh (Wregget)	2						
Dec. 26	Montreal (Thibault)	3	at	Pittsburgh (Wregget)	3						
Jan. 26	PITTSBURGH (LALIME)	5	at	Montreal (Thibault)	2						
Feb. 5	PITTSBURGH (LALIME)	6	at	Montreal (Theodore)	3					WG - Lemieux	
Mar. 10	Montreal (Thibault)	2	at	Pittsburgh (Wregget)	2					WG - Murray	
Mar. 26	Pittsburgh (Lalime)	5	at	MONTREAL (THIBAUT)	8					WG - Koivu	
Lalime replaced Wregget at 44:05 on Dec. 26											
DeRouville replaced Lalime at 8:16 on Mar. 26											

GOALS & SHOTS BY PERIOD		1ST	2ND	3RD	OT	TOTAL
PITTSBURGH		5-55	6-66	13-71	0-5	23-197
MONTREAL		11-81	4-83	5-58	0-8	20-230

PITTSBURGH	GP	G	A	PTS	PIM	GOALS	+/	MONTREAL	GP	G	A	PTS	PIM	SHG	+/
Francis	6	1	11	12	0	13	E	Recchi	6	4	5	9	8	21	E
Lemieux	5	7	4	11	2	31	+7	Dampousse	6	1	4	5	2	27	-1
Nedved	5	3	5	8	2	16	E	Thornton	5	2	2	4	8	8	+2
Jagr	4	3	3	6	2	16	-2	Koivu	3	1	3	4	0	7	+3
G. Murray	5	2	2	4	4	14	+2	Bure	6	1	3	4	0	17	+3
Hatcher	6	2	2	4	8	12	-2	Richer	4	3	0	3	2	11	-1
Woolley	5	2	1	3	2	8	-1	Rucinsky	5	1	2	3	6	14	+2
Barnes	6	2	1	3	2	16	-2	Tucker	5	0	3	3	0	7	-3
Sandstrom	3	1	1	2	2	10	+1	Bordeleau	3	1	1	2	0	4	-3
Olczyk	1	0	2	2	0	1	E	Bureau	3	1	1	2	2	4	-1
Daigneault	4	0	2	2	4	5	+5	Corson	4	1	1	2	8	5	+1
Hicks	5	0	2	2	9	3	E	Malakhov	4	1	1	2	0	11	+4
Mullen	2	0	1	1	0	4	-1	Stevenson	5	1	1	2	4	8	+3
Johansson	3	0	1	1	2	8	+1	Savage	6	1	1	2	0	25	-6
Dzedzic	4	0	1	1	0	5	E	Wilkie	3	1	0	1	0	6	-2
Kasparaitis	5	0	1	1	6	4	+1	Brisebois	3	0	1	1	2	8	E
DeRouville	1	0	0	0	0	0	-	Brunet	3	0	1	1	0	6	+1
Oksuta	1	0	0	0	0	1	-3	Baron	5	0	1	1	4	6	E
Tamer	1	0	0	0	0	2	-5	Cullimore	5	0	1	1	4	8	+2
Valk	1	0	0	0	2	2	E	Quintal	5	0	1	1	0	12	-5
Wilkinson	1	0	0	0	2	0	-3	Brown	1	0	0	0	0	0	E
Christian	2	0	0	0	7	4	-2	Theodore	1	0	0	0	0	0	-
Stojanov	2	0	0	0	0	0	E	Houde	2	0	0	0	2	0	E
Johnson	3	0	0	0	2	2	-3	Rivet	3	0	0	0	22	2	+3
Moran	3	0	0	0	4	7	-2	C. Murray	4	0	0	0	0	3	-1
Wregget	3	0	0	0	0	0	-	Thibault	5	0	0	0	0	0	-
Lalime	4	0	0	0	0	0	-	Popovic	6	0	0	0	2	10	-2
Wright	4	0	0	0	2	4	E								
Muni	5	0	0	0	0	2	+2								
Olausson	5	0	0	0	0	4	+2								
Roche	5	0	0	0	12	1	-3								
Leroux	6	0	0	0	0	2	E								
Bench					2										
TOTAL	6	(23-40-63)			78	197		TOTAL	6	(20-33-53)			76	230	

GOALHEADERS	GP	MP	GF	GA	PTS	SH	AVG	SHOTS	SVPCT	WG	WT
Wregget (P)	3	174:05	4	7	0	0	2.41	100	.930	0-0-2	
Lalime (P)	4	148:59	14	9	0	0	3.62	102	.912	2-0-1	
DeRouville (P)	1	51:44	5	4	0	0	4.64	28	.857	0-1-0	
PITTSBURGH TOTAL	6	375:00	23	20	0	0	3.20	230	.913	2-1-3	
Thibault (M)	5	312:51	17	16	1	0	3.07	162	.901	1-1-3	
Theodore (M)	1	80:00	3	6	0	0	6.00	34	.824	0-1-0	
MONTREAL TOTALS	6	375:00	20	23	1	0	3.68	197	.883	1-2-3	

POWER PLAY GOALS: PITTSBURGH (7 for 23) - Nedved - 2, Francis, Hatcher, Jagr, Lemieux, Woolley
MONTREAL (3 for 24) - Bure, Bureau, Koivu

SHORT HANDED GOALS: PITTSBURGH (2) - Jagr, Lemieux
MONTREAL (1) - Recchi

HAT TRICKS: PITTSBURGH (1) - Lemieux - 4 (Jan. 26)

THIS SEASON'S SCHEDULE		PTS	GF	GA
Oct. 8	at Pittsburgh	7:00		
Oct. 15	at Montreal	7:30	Dec. 1	at Montreal
Nov. 29	at Pittsburgh	7:30	Dec. 27	at Pittsburgh
			Feb. 25	at Montreal
				7:30
				7:30

(All Times Pittsburgh Time)

NEW JERSEY DEVILS



Location: P.O. Box 504, East Rutherford, NJ 07073
Founded: 1974 (NHL- Kansas City)
Chairman: John J. McMullen
President and General Manager: Lou Lamoriello
Head Coach: Jacques Lemaire
NHL Career Record (Seasons): 199-136-58 (6)
Assistant Coaches: Robbie Ftorek and Jacques Caron
Vice President, Communications and Broadcasting: Rick Minch
Director of Public Relations:

Michael Gilbert

Director, Publications and Information: Mike Levine

Trainer: Bill Murray

Arena (Capacity):

Continental Airlines Arena (19,040)

General Office Phone: (201) 935-6050

Press Box Phone: (201) 842-5726

FAX Phone: (201) 935-2127

Starting Times of Games: EN- 7:35;


Mat.- 1:05

Team Colors: Red, Black and White

Radio: WABC 770 AM

Commercial TV: WBIS-TV, Channel 31

Cable: SportsChannel



PITTSBURGH PENGUINS VS NEW JERSEY DEVILS REGULAR SEASON

YEAR	TOTAL	HOME	ROAD	GF-GA
1974-75	2-0-2	1-0-1	1-0-1	19-14
1975-76	2-1-1	2-0-0	0-1-1	18-10
1976-77	2-2-0	1-1-0	1-1-0	11-11
1977-78	2-1-1	1-1-0	1-0-1	14-13
1978-79	3-1-0	2-0-0	1-1-0	21-13
1979-80	2-2-0	2-0-0	0-2-0	10-15
1980-81	3-1-0	2-0-0	1-1-0	20-13
1981-82	3-0-0	2-0-0	1-0-0	17-5
1982-83	1-3-3	1-2-1	0-1-2	23-26
1983-84	4-3-0	2-1-0	2-2-0	28-27
1984-85	2-5-0	1-3-0	1-2-0	25-34
1985-86	4-2-1	2-1-0	2-1-1	28-22
1986-87	3-4-0	2-2-0	1-2-0	34-31
1987-88	1-6-0	0-3-0	1-3-0	21-38
1988-89	4-1-2	3-0-1	1-1-1	29-24
1989-90	2-4-1	1-2-0	1-2-1	22-29
1990-91	4-3-0	4-0-0	0-3-0	37-31
1991-92	2-5-0	1-2-0	1-3-0	20-31
1992-93	6-2-1	3-1-0	3-1-1	33-25
1993-94	1-2-1	1-0-1	0-2-0	10-17
1994-95	1-0-2	1-0-0	0-0-2	11-8
1995-96	2-1-1	1-1-0	1-0-1	11-9
1996-97	1-3-0	0-2-0	1-1-0	12-13
TOTAL	57-52-16	36-22-4	21-30-12	474-459

All-Time NHL Record: 616-950-38

1996-97 Record: 45-23-14

1996-97 Finish: 1st (Atlantic Division)

1997 Playoff Record: Won, Montreal, 4-1, Eastern Conference Quarterfinals; Lost, NY Rangers, 4-1, Eastern Conference Semifinals

1996-97 Top Scorer: Doug Gilmour (22-60-82)

Stanley Cup Titles: One (1995)

All-Time New Jersey Scorer vs Pittsburgh: John MacLean (69gp, 32-27-59)

All-Time Pittsburgh Scorer vs New Jersey: Mario Lemieux (60gp, 43-79-122)

Longest New Jersey Win Streak vs Pittsburgh: 5, Dec. 23, 1987-Oct. 21, 1988

Longest Pittsburgh Win Streak vs New Jersey: 5, Feb. 22, 1981-Mar. 21, 1982

Longest New Jersey Undefeated Streak vs Pittsburgh:

7, Dec. 23, 1987-Dec. 23, 1988 (5-0-2)

Longest Pittsburgh Undefeated Streak vs New Jersey:

6, Feb. 22, 1981-Oct. 5, 1982 (5-0-1); Jan. 6, 1986-Oct. 18, 1986 (5-0-1)

Last Pittsburgh Win at Home: Mar. 30, 1996 (2-1) (0-2-0 since last win)

Last New Jersey Win at Home: Mar. 1, 1997 (6-3) (0-0-0 since last win)

Last Pittsburgh Win at New Jersey: Jan. 2, 1997 (5-1) (0-1-0 since last win)

Last New Jersey Win at Pittsburgh: Mar. 22, 1997 (3-2) (0-0-0 since last win)

Most Goals by Pittsburgh vs New Jersey: 9, Dec. 13, 1990 (P, 9-5)

Most Goals by New Jersey vs Pittsburgh: 8, Oct. 29, 1986 (NJ, 8-6)

Most Goals by Both Teams:

14, Oct. 29, 1986 (NJ, 8-6); Dec. 31, 1988 (P, 8-6); Dec. 13, 1990 (P, 9-5)

Last Pittsburgh Shutout vs New Jersey: Nov. 21, 1992 (2-0) - Tom Barrasso

Last New Jersey Shutout vs Pittsburgh: Jan. 2, 1992 (4-0) - Craig Billington

Last Pittsburgh Hat Trick vs New Jersey: Oct. 28, 1995 - Mario Lemieux

Last New Jersey Hat Trick vs Pittsburgh: Jan. 28, 1988 - John MacLean

Last Pittsburgh Trade with New Jersey: None

Overtime Record vs Pittsburgh: 1-2-9

PITTSBURGH VS NEW JERSEY

PTS	GF	GA	SA	SV%	PPG	PPA	SHG	SHA	PEN	TR	
PITTSBURGH	4	1	3	0	2	12	13	3-11	0	22	75
NEW JERSEY	4	3	1	0	6	13	12	1-16	0	18	56

AT PITTSBURGH (0-2-0)			AT NEW JERSEY (1-0-0)		
Jan. 2	PITTSBURGH (LALIME)	6 at New Jersey (Brodeur)	1	WG - Barnes	
Mar. 1	Pittsburgh (Lalime)	3 at NEW JERSEY (BRODEUR)	6	WG - Thomas	
Mar. 4	NEW JERSEY (DUNHAM)	3 at Pittsburgh (Wregget)	1	WG - Guerin	
Mar. 22	NEW JERSEY (BRODEUR)	3 at Pittsburgh (Lalime)	2	WG - Holik	
Dunham replaced Brodeur at 40:00 on Jan. 2					
Wregget replaced Lalime at 23:08 on Mar. 1					
Brodeur replaced Dunham at 50:10 on Mar. 4					

GOALS & SHOTS BY PERIOD	1ST	2ND	3RD	OT	TOTAL
PITTSBURGH	3-28	7-38	2-24	---	12-90
NEW JERSEY	2-39	6-33	5-49	---	13-121

PITTSBURGH	GP	G	A	PTS	PIM	SOG	+/-	NEW JERSEY	GP	G	A	PTS	PIM	SOG	+/-
Lemieux	4	1	5	6	12	4	+1	Gilmour	3	2	3	5	2	7	+6
Barnes	4	1	3	4	0	12	-3	MacLean	3	3	1	4	0	10	+4
Jagr	1	1	2	3	0	2	+3	Andreychuk	4	1	3	4	14	10	+2
Woolley	2	0	3	3	0	2	+1	Guerin	4	2	1	3	5	6	+3
Olausson	2	1	1	2	0	3	+1	Thomas	3	1	2	3	2	4	+1
Johnston	3	1	1	2	4	2	-3	Holik	4	1	2	3	0	2	+2
Hatcher	4	1	1	2	2	9	-5	Chambers	3	0	3	3	0	10	+1
Sandstrom	1	0	2	2	0	2	+2	Niedermayer	4	0	3	3	0	15	E
Hicks	4	0	2	2	0	4	E	Rolston	4	0	2	2	0	9	+1
Roche	2	1	0	1	0	3	-1	Sullivan	1	1	0	1	0	6	-1
Valk	2	1	0	1	15	6	-1	Eliett	3	1	0	1	0	5	+3
Christian	3	1	0	1	2	8	-1	Zelupukin	4	1	0	1	2	3	-5
Murray	3	1	0	1	2	3	+1	Brylin	1	0	0	0	4	1	E
Nedved	3	1	0	1	2	2	-3	Elias	1	0	0	0	0	0	-2
Francis	4	1	0	1	0	8	-4	Smith	1	0	0	0	0	0	E
Leroux	3	0	1	1	9	1	+1	Dean	2	0	0	0	2	2	-1
Mullen	3	0	1	1	2	2	E	Dunham	2	0	0	0	0	0	-
Tamer	3	0	1	1	5	1	-1	McKay	2	0	0	0	0	3	E
Beranek	1	0	0	0	0	3	-1	Simpson	2	0	0	0	0	2	E
Daigneault	1	0	0	0	4	0	+2	Zezel	2	0	0	0	0	0	E
Oksuta	1	0	0	0	0	1	E	Carpenter	3	0	0	0	2	3	-1
Olczyk	1	0	0	0	2	2	E	Pandolfo	3	0	0	0	0	2	+1
Stojanov	1	0	0	0	0	1	+1	Pederson	3	0	0	0	7	6	-1
Wregget	2	0	0	0	0	0	-	Brodeur	4	0	0	0	0	0	-
Dziedzic	3	0	0	0	5	3	-3	Daneyko	4	0	0	0	5	1	-1
Kasparaitis	3	0	0	0	2	0	-3	Odewijn	4	0	0	0	7	4	+1
Lalime	3	0	0	0	0	0	-	Stevens	4	0	0	0	2	10	+2
Moran	3	0	0	0	0	3	-3	Bench					2		
Muni	3	0	0	0	2	0	E								
Wilkinson	4	0	0	0	5	3	+2								
TOTAL	4	(12-23-35)		75	90			TOTAL	4	(13-20-33)		56	121		

GOALTENDERS	GP	MG	GF	GA	ENG	SV%	AVG	SHOTS	SVCTG	W/RET
Wregget (P)	2	95:36	4	3	2	0	1.88	36	.917	0-1-0
Lalime (P)	3	142:20	8	8	0	0	3.37	83	.904	1-2-0
PITTSBURGH TOTAL	4	240:00	12	13	2	0	3.25	121	.893	1-3-0
Dunham (NJ)	2	70:10	2	2	0	0	1.71	27	.926	1-0-0
Brodeur (NJ)	4	169:50	11	10	0	0	3.53	63	.841	2-1-0
NEW JERSEY TOTALS	4	240:00	13	12	0	0	3.00	90	.867	3-1-0

POWER PLAY GOALS: PITTSBURGH (3 for 11) - Francis, Hatcher, Lemieux
NEW JERSEY (1 for 16) - Sullivan

THIS SEASON'S SCHEDULE		
Dec. 4	at Pittsburgh	7:00
Jan. 7	at New Jersey	7:30
Jan. 10	at Pittsburgh	7:00
Jan. 22	at New Jersey	7:30

(All Times Pittsburgh Time)

NEW YORK ISLANDERS



PITTSBURGH PENGUINS vs NEW YORK ISLANDERS REGULAR SEASON

YEAR	TOTAL	HOME	ROAD	GF-GA
1972-73	4-0-1	2-0-1	2-0-0	22-4
1973-74	2-1-2	0-0-2	2-1-0	9-8
1974-75	2-2-0	2-0-0	0-2-0	15-10
1975-76	1-2-1	1-1-0	0-1-1	15-21
1976-77	2-2-0	1-1-0	1-1-0	11-13
1977-78	1-2-1	1-0-1	0-2-0	14-15
1978-79	0-1-3	0-1-1	0-0-2	11-13
1979-80	1-0-3	0-0-2	1-0-1	10-9
1980-81	2-1-1	2-0-0	0-1-1	19-16
1981-82	2-6-0	2-2-0	0-4-0	22-40
1982-83	2-5-0	1-2-0	1-3-0	13-29
1983-84	1-6-0	0-4-0	1-2-0	26-38
1984-85	2-5-0	2-1-0	0-4-0	20-30
1985-86	1-5-1	1-2-1	0-3-0	21-38
1986-87	0-5-2	0-2-1	0-3-1	19-29
1987-88	4-2-1	2-1-1	2-1-0	32-28
1988-89	4-2-1	3-0-0	1-2-1	32-26
1989-90	3-3-1	3-1-0	0-2-1	32-35
1990-91	5-2-0	2-1-0	3-1-0	33-23
1991-92	5-1-1	2-1-1	3-0-0	39-31
1992-93	4-3-0	2-2-0	2-1-0	26-21
1993-94	2-2-0	0-2-0	2-0-0	11-14
1994-95	3-1-0	2-0-0	1-1-0	16-10
1995-96	3-1-0	1-1-0	2-0-0	19-16
1996-97	2-2-0	1-1-0	1-1-0	12-14
TOTAL	58-62-19	33-26-11	25-36-8	499-529

Location: Nassau Veterans Memorial Coliseum, Uniondale, NY 11553

Founded: 1972

Owner: John O. Pickett, Jr.

Governor: William Skehan

General Manager: Mike Milbury

Head Coach: Rick Bowness

NHL Career Record (Seasons):
98-245-38 (6)

Assistant Coach: Wayne Fleming

Director of Media and Public

Relations: Ginger Killian

Vice President/Communications:

Patrick Calabria

Assistant Director of Media Relations:

Chris Botta

Trainer: Rich Campbell

Arena (Capacity): Nassau Veterans Memorial Coliseum

General Office Phone: (516) 542-9348

Press Box Phone:

FAX Phone: (516) 542-9348

Starting Times of Games: TBA

Team Colors: Orange, blue, white, silver and Atlantic blue

Radio: WLIR 92.7 and 98.5 FM

Commercial TV: None

Cable: SportsChannel



All-Time NHL Record: 898-798-280

1996-97 Record: 29-41-12

1996-97 Finish: 7th (Atlantic Division)

1997 Playoff Record: Did Not Qualify for Playoffs

1996-97 Top Scorer: Zigmund Palffy (48-42-90)

Stanley Cup Titles: Four (1980, 1981, 1982 and 1983)

All-Time Islanders Scorer vs Pittsburgh: Bryan Trottier (82gp, 47-58-105)

All-Time Pittsburgh Scorer vs Islanders: Mario Lemieux (59gp, 42-74-116)

Longest Islanders Win Streak vs Pittsburgh: 6, Dec. 20, 1983-Nov. 10, 1984

Longest Pittsburgh Win Streak vs Islanders:

4, Dec. 3, 1988-Jan. 10, 1989; Mar. 12, 1992-Dec. 1, 1992

Longest Islanders Undefeated Streak vs Pittsburgh:

9, Feb. 1, 1986-Mar. 10, 1987 (7-0-2)

Longest Pittsburgh Undefeated Streak vs Islanders:

9, Oct. 17, 1972-Mar. 20, 1974 (6-0-3)

Last Pittsburgh Win at Home: Jan. 10, 1997 (5-2) (0-1-0 since last win)

Last Islanders Win at Home: Feb. 23, 1997 (4-1) (0-0-0 since last win)

Last Pittsburgh Win at Islanders: Jan. 7, 1997 (5-3) (0-1-0 since last win)

Last Islanders Win at Pittsburgh: Feb. 12, 1997 (5-1) (0-0-0 since last win)

Most Goals by Pittsburgh vs Islanders: 9, Dec. 13, 1972 (P, 9-1)

Most Goals by Islanders vs Pittsburgh: 11, Dec. 20, 1983 (NY, 11-3)

Most Goals by Both Teams: 15, Feb. 6, 1990 (NY, 8-7)

Last Pittsburgh Shutout vs Islanders: Nov. 3, 1992 (2-0) - Tom Barrasso

Last Islanders Shutout vs Pittsburgh: Jan. 9, 1986 (9-0) - Kelly Hrudey

Last Pittsburgh Hat Trick vs Islanders: Oct. 26, 1995 - Mario Lemieux

Last Islanders Hat Trick vs Pittsburgh: Feb. 20, 1993 - Pierre Turgeon

Last Pittsburgh Trade with Islanders: Nov. 17, 1996, Darius Kasparaitis and

Andreas Johansson to Pittsburgh for Bryan Smolinski

Overtime Record vs Pittsburgh: 3-2-7

PITTSBURGH VS NEW YORK

THE OPONENTS

DATE	GP	W	L	T	PTS	GF	GA	PEN	SHG	PPG	SHG	PEN	PIC
PITTSBURGH	4	2	2	0	4	12	14	4-19	0	39			142
NY ISLANDERS	4	2	2	0	4	14	12	4-19	0	38			110

PITTSBURGH (1-1-0)													NY ISLANDERS (1-1-0)												
Jan. 7	PITTSBURGH (LALIME)	5	at	NY Islanders (Salo)	3	WG - Nedved																			
Jan. 10	NY Islanders (Fichaud)	2	at	PITTSBURGH (LALIME)	5	WG - Jagr																			
Feb. 12	NY ISLANDERS (SALO)	5	at	Pittsburgh (Lalime)	1	WG - Andersson																			
Feb. 23	Pittsburgh (Lalime)	1	at	NY ISLANDERS (SALO)	4	WG - McInnis																			

GOALS & SHOTS BY PERIOD		1ST	2ND	3RD	O/T	TOTAL
PITTSBURGH		4-35	7-47	1-33	---	12-115
NY ISLANDERS		4-52	6-57	4-46	---	14-155

PITTSBURGH													NY ISLANDERS												
PLAYER	GP	G	A	PTS	MIN	SOG	+/-	ICE TIME	PP	SH	FTS	MIN	SOG	+/-											
Lemieux	4	0	8	8	15	16	+3	Palfy	4	2	6	8	2	22	+5										
Jagr	3	3	4	7	0	11	+2	Groen	4	3	1	4	8	13	-4										
Francis	3	3	2	5	0	9	+1	Andersson	4	2	2	4	0	13	+3										
Hatcher	3	2	1	3	4	9	E	Smolinski	4	2	2	4	2	15	+4										
Barnes	4	1	1	2	0	6	-2	Berard	4	1	3	4	2	20	+3										
Dziedziac	4	1	1	2	21	8	+1	Jonsson	4	0	4	4	2	4	+1										
Woolley	4	0	2	2	2	5	+2	McInnis	4	1	1	2	2	6	-4										
Johnson	2	1	0	1	0	4	-1	King	4	0	2	2	0	12	-4										
Nedved	3	1	0	1	8	8	-1	Holland	1	1	0	1	0	1	+2										
Moran	2	0	1	1	0	0	-4	Pilon	3	1	0	1	17	4	-1										
Johansson	3	0	1	1	4	2	+1	LaChance	4	1	0	1	2	6	+4										
Olausson	3	0	1	1	0	2	+4	Bertuzzi	2	0	1	1	2	0	+1										
Mullen	4	0	1	1	0	9	+1	Wood	3	0	1	1	0	9	+1										
Stojanov	1	0	0	0	0	2	-1	McCabe	4	0	1	1	6	4	-4										
Valk	1	0	0	0	2	1	-1	Fichaud	1	0	0	0	0	0	-										
Daigneault	2	0	0	0	0	2	E	Armstrong	2	0	0	0	0	5	E										
Muni	2	0	0	0	4	0	-1	Belanger	2	0	0	0	21	1	E										
Roche	2	0	0	0	22	2	-1	Plante	3	0	0	0	4	5	E										
Sandstrom	2	0	0	0	2	2	E	Salo	3	0	0	0	0	0	-										
Tamer	2	0	0	0	9	2	-1	Houda	4	0	0	0	2	2	-1										
Hicks	3	0	0	0	18	4	-3	Kruse	4	0	0	0	6	2	+2										
Leroux	3	0	0	0	0	0	-1	LaPointe	4	0	0	0	2	7	+1										
Kasparaitis	4	0	0	0	26	3	E	Webb	4	0	0	0	24	4	E										
Lalime	4	0	0	0	0	0	-	Bench					6												
Murray	4	0	0	0	0	6	-4																		
Wilkinson	4	0	0	0	5	2	-3																		
TOTAL	4		(12-23-35)		192	115		TOTAL	4		(14-24-38)		110	155											

PITTSBURGH													NY ISLANDERS												
GOALTENDERS	GP	MP	GF	GA	SHG	SV%	AVG	SHOTS	SUPLY	W/L/T															
Lalime (P)	4	240:00	12	14	0	0	3.50	155	910	2-2-0															
PITTSBURGH TOTAL	4	240:00	12	14	0	0	3.50	155	910	2-2-0															
Salo (NYI)	3	178:33	12	7	0	0	2.35	81	914	2-1-0															
Fichaud (NYI)	1	60:00	2	5	0	0	5.00	34	853	0-1-0															
ISLANDERS TOTALS	4	240:00	14	12	0	0	3.00	115	896	2-2-0															


POWER PLAY GOALS: PITTSBURGH (4 for 19) - Hatcher - 2, Francis, Johnson
 NY ISLANDERS (4 for 19) - Green - 2, McInnis, Smolinski

THIS SEASON'S SCHEDULE		
Dec. 29	at Pittsburgh	7:00
Jan. 6	at NY Islanders	7:30
Feb. 2	at Pittsburgh	7:00
Mar. 26	at NY Islanders	7:30

(All Times Pittsburgh Time)

NEW YORK RANGERS

PITTSBURGH PENGUINS vs NEW YORK RANGERS REGULAR SEASON



YEAR	TOTAL	HOME	ROAD	GF-GA
1967-68	0-3-1	0-1-1	0-2-0	7-15
1968-69	1-5-0	1-2-0	0-3-0	16-27
1969-70	1-4-1	0-3-0	1-1-1	7-18
1970-71	0-5-1	0-3-0	0-2-1	7-24
1971-72	1-3-2	1-1-1	0-2-1	12-22
1972-73	2-3-0	1-1-0	1-2-0	16-24
1973-74	1-4-0	0-3-0	1-1-0	12-25
1974-75	2-2-0	1-1-0	1-1-0	22-20
1975-76	3-1-0	2-0-0	1-1-0	23-12
1976-77	2-1-1	0-1-1	2-0-0	12-8
1977-78	2-0-2	1-0-1	1-0-1	16-12
1978-79	2-2-0	1-1-0	1-1-0	15-7
1979-80	2-2-0	1-1-0	1-1-0	15-14
1980-81	2-1-1	1-1-0	1-0-1	17-14
1981-82	3-4-1	1-2-1	2-2-0	32-35
1982-83	1-5-1	1-2-1	0-3-0	19-34
1983-84	2-5-0	1-2-0	1-3-0	25-35
1984-85	3-4-0	2-2-0	1-2-0	29-34
1985-86	4-2-1	1-1-1	3-1-0	28-24
1986-87	2-3-2	1-2-1	1-1-1	23-26
1987-88	3-2-2	2-0-1	1-2-1	29-27
1988-89	3-3-1	2-1-1	1-2-0	32-32
1989-90	5-1-1	2-0-1	3-1-0	34-23
1990-91	4-3-0	2-2-0	2-1-0	32-28
1991-92	2-5-0	1-2-0	1-3-0	25-32
1992-93	5-2-0	2-1-0	3-1-0	31-24
1993-94	2-2-0	2-0-0	0-2-0	15-13
1994-95	3-0-0	2-0-0	1-0-0	13-10
1995-96	2-2-0	1-1-0	1-1-0	19-18
1996-97	0-4-0	0-2-0	0-2-0	8-26
TOTAL	65-83-18	33-39-11	32-44-7	591-663

Location: 2 Penn Plaza, 14th Floor, New York, NY 10121

Founded: 1926

Governor: Charles Dolan

President and General Manager: Neil Smith

Head Coach: Colin Campbell

NHL Career Record (Seasons): 101-84-27 (3)

Assistant Coaches: Dick Todd, Bill Moores

Director of Public Relations: John Rosasco

Assistant Director of Public Relations: Rob Koch

Public Relations Assistant: Frank Buonomo

Athletic Trainer: Jim Ramsay

Arena (Capacity): Madison Square Garden (18,200)

General Office Phone: (212) 465-6486

Press Box Phone: (212) 465-5325

FAX Phone: (212) 465-6494

Starting Times of Games: 7:30

Team Colors: Red, White and Blue

Radio: WFAN 660 AM

Commercial TV: None

Cable:

Madison Square Garden Network



All-Time NHL Record: 2016-1989-741

1996-97 Record: 38-34-10

1996-97 Finish: 4th (Atlantic Division)

1997 Playoff Record: Won, Florida, 4-1, Eastern Conference Quarterfinals; Won, New Jersey, 4-1, Eastern Conference Semifinals; Lost, Philadelphia, 4-1, Eastern Conference Finals

1996-97 Top Scorer: Wayne Gretzky (25-72-97)

Stanley Cup Titles: Four (1928, 1933, 1940 and 1994)

All-Time Rangers Scorer vs Pittsburgh: Rod Gilbert (44gp, 18-40-58)

All-Time Pittsburgh Scorer vs Rangers: Mario Lemieux (61gp, 53-66-119)

Longest Rangers Win Streak vs Pittsburgh: 5, Nov. 18, 1973-Nov. 24, 1974

Longest Pittsburgh Win Streak vs Rangers:

4, Mar. 12, 1994-Apr. 18, 1995; Nov. 14, 1989-Jan. 8, 1990

Longest Rangers Undeclared Streak vs Pittsburgh:

12, Jan. 7, 1970-Oct. 30, 1971 (8-0-4)

Longest Pittsburgh Undeclared Streak vs Rangers:

6, Nov. 14, 1989-Feb. 14, 1990 (5-0-1)

Last Pittsburgh Win at Home: Feb. 18, 1996 (4-3) (0-2-0 since last win)

Last Rangers Win at Home: Mar. 24, 1997 (3-0) (0-0-0 since last win)

Last Pittsburgh Win at Rangers: Mar. 24, 1996 (8-2) (0-2-0 since last win)

Last Rangers Win at Pittsburgh: Jan. 25, 1997 (7-4) (0-0-0 since last win)

Most Goals by Pittsburgh vs Rangers: 10, Apr. 9, 1993 (P, 10-4)

Most Goals by Rangers vs Pittsburgh: 11, Nov. 25, 1992 (NY, 11-3)

Most Goals by Both Teams:

14, Mar. 2, 1975 (NY, 8-6); Nov. 25, 1992 (NY, 11-3); Apr. 9, 1993 (P, 10-4)

Last Pittsburgh Shutout vs Rangers: Feb. 10, 1993 (3-0) - Tom Barrasso

Last Rangers Shutout vs Pittsburgh: Mar. 24, 1997 (3-0) - Mike Richter

Last Pittsburgh Hat Trick vs Rangers: Apr. 9, 1993 - Mario Lemieux

Last Rangers Hat Trick vs Pittsburgh: Oct. 16, 1996 - Alexei Kovalev

Last Pittsburgh Trade with Rangers: August 31, 1995, Sergei Zubov and Petr Nedved to Pittsburgh for Luc Robitaille and the rights to Jlf Samuelsson

Overtime Record vs Pittsburgh: 3-7-7

PITTSBURGH VS NEW YORK

THE OPONENTS

TEAM	GP	W	L	T	PTS	GF	GA	PEN	PPG	PPA
PITTSBURGH	4	0	4	0	0	8	26	3-18	0	29
NY RANGERS	4	4	0	0	8	26	8	8-15	0	29

DATE	OPPONENT	SCORE	LOCATION	REMARKS
Oct. 16	Pittsburgh (Barraso)	1	at NY RANGERS (RICHTER)	WG - Nemchinov
Nov. 16	NY RANGERS (RICHTER)	8	at Pittsburgh (Wregget)	WG - Gretzky
Jan. 25	NY RANGERS (RICHTER)	7	at Pittsburgh (Lalime)	WG - Graves
Mar. 24	Pittsburgh (Lalime)	0	at NY RANGERS (RICHTER)	WG - Driver

Wregget replaced Barraso at 31:13 on Oct. 16
Lalime replaced Wregget at 30:36 on Nov. 16

GOALS & SHOTS BY PERIOD	1ST	2ND	3RD	TOTAL
PITTSBURGH	4-39	1-40	3-39	8-118
NY RANGERS	3-45	14-56	9-45	26-146

PITTSBURGH	GP	G	A	PTS	SH	SOG	+/-	RANGERS	GP	G	A	PTS	SH	SOG	+/-
Nedved	3	4	1	5	0	12	-6	Gretzky	4	2	7	9	0	15	+5
Barnes	2	1	1	2	0	7	-2	Messier	4	3	5	8	2	16	+6
Daigneault	3	1	1	2	4	5	-3	Karpovtsov	4	1	6	7	2	4	+4
Jagr	3	0	2	2	0	6	-4	Robitaille	3	2	4	6	2	8	+1
Francis	4	0	2	2	2	8	-4	Kovalev	2	4	1	5	6	10	+4
Hatcher	4	0	2	2	6	10	-7	Graves	4	2	3	5	4	16	+5
Driedzic	2	1	0	1	0	4	E	Sundstrom	4	3	1	4	0	7	+4
Moran	2	1	0	1	2	4	-3	Nemchinov	3	2	2	4	2	5	+3
Hicks	2	0	1	1	0	1	E	Driver	4	1	3	4	0	7	+5
Mironov	2	0	1	1	0	1	-1	Leetch	4	0	4	4	2	11	+4
Olausson	2	0	1	1	0	4	-2	Flatley	2	0	3	3	2	5	+3
Sandstrom	2	0	1	1	0	2	-5	Vorobiev	1	1	1	2	0	2	+2
Lemieux	4	0	1	1	0	16	-6	Noonan	2	0	2	2	2	5	+1
Roche	4	0	1	1	17	7	-2	Berg	3	0	2	2	2	4	+3
Barraso	1	0	0	0	0	0	-	Samuelsson	4	0	2	2	4	7	+5
Beranek	1	0	0	0	0	2	E	Eastwood	1	1	0	1	0	1	+1
Johansson	1	0	0	0	0	2	-2	Dube	2	1	0	1	2	3	E
Johnson	1	0	0	0	0	1	-1	Goneau	2	1	0	1	0	6	+1
Kling	1	0	0	0	0	2	-1	Ludster	2	1	0	1	0	1	+2
Oksiuta	1	0	0	0	0	1	-1	Langdon	4	1	0	1	16	5	E
Olczyk	1	0	0	0	0	5	E	Beukeboom	4	0	1	1	19	1	+4
Patterson	1	0	0	0	2	1	E	Cairns	1	0	0	0	0	0	E
Stojanov	1	0	0	0	5	0	E	Courtneal	1	0	0	0	0	2	E
Wilkinson	1	0	0	0	4	0	-2	Eakins	1	0	0	0	2	1	+1
Antoski	2	0	0	0	17	0	-1	C.Ferraro	1	0	0	0	0	0	E
Murray	2	0	0	0	0	0	-4	More	1	0	0	0	0	1	-1
Quinn	2	0	0	0	0	2	-1	Tikkanen	1	0	0	0	0	2	+2
Woolley	2	0	0	0	4	7	-1	Churla	3	0	0	0	9	1	-1
Wregget	2	0	0	0	2	0	-	Richter	4	0	0	0	0	0	-
Lalime	3	0	0	0	0	0	-								
Leroux	3	0	0	0	6	0	-1								
Mullen	3	0	0	0	0	2	E								
Tamer	3	0	0	0	19	4	-2								
Wright	3	0	0	0	2	1	E								
Muni	4	0	0	0	2	1	-5								
TOTAL	4	(8-15-23)		94	118			TOTAL	4	(26-47-73)		78	146		

GOALTENDERS	GP	MP	GA	SA	ENG	SH	AVG	SHOTS	S/PCT	VECT
Lalime (P)	3	148:44	6	11	2	0	4.44	69	.841	0-2-0
Wregget (P)	2	58:23	1	8	0	0	8.08	44	.818	0-1-0
Barraso (P)	1	31:13	1	5	0	0	9.61	31	.839	0-1-0
PITTSBURGH TOTAL	4	240:00	8	26	2	0	6.50	146	.822	0-4-0
Richter (NYR)	4	240:00	26	8	0	1	2.00	118	.932	4-0-0
RANGERS TOTALS	4	240:00	26	8	0	1	2.00	118	.932	4-0-0

POWER PLAY GOALS: PITTSBURGH (3 for 18) - Nedved - 3
NY RANGERS (8 for 15) - Dube, Gretzky, Karpovtsov, Kovalev, Messier, Nemchinov, Robitaille, Sundstrom

HAT TRICKS: NY RANGERS (1) - Kovalev (Oct. 16)

DATE	OPPONENT	TIME
Oct. 14	at NY Rangers	8:00
Nov. 14	at NY Rangers	7:30
Nov. 22	at Pittsburgh	7:00
Mar. 28	at Pittsburgh	3:00

(All Times Pittsburgh Time)

OTTAWA SENATORS



Location: 1000 Promenade Palladium Dr., Kanata, Ontario K2V 1A5

Founded: 1990

Chairman/Governor: Rod Bryden

President/CEO: Roy Mlakar

General Manager: Pierre Gauthier

Head Coach: Jacques Martin

NHL Career Record (Seasons):

107-131-42 (4)

Assistant Coaches:

Perry Pearn and Craig Ramsay

Director, Media Relations: Phil Legault

Assistant Director, Media Relations:

Morgan Quarry

Head Athletic Trainer: Kevin Wagner

Arena (Capacity): Corel Centre (18,500)

General Office Phone: (613) 599-0250

Press Box Phone: (613) 599-4675

FAX Phone: (613) 591-8930

Starting Times of Games: 7:30 pm

Team Colors: Red, Gold and Black

Radio: 580 CFRA, CJRC, and CFMO AM

Commercial TV: CHRO TV



YEAR	TOTAL	HOME	ROAD	GF-GA
1992-93	3-1-0	2-0-0	1-1-0	20-9
1993-94	4-0-1	2-0-1	2-0-0	19-6
1994-95	4-0-0	2-0-0	2-0-0	18-12
1995-96	6-0-0	3-0-0	3-0-0	32-11
1996-97	4-1-1	3-0-0	1-1-1	24-15
TOTAL	21-2-2	12-0-1	9-2-1	113-53

All-Time NHL Record: 82-260-38

1996-97 Record: 31-36-15

1996-97 Finish: 3rd (Northeast Division)

1997 Playoff Record: Lost, Buffalo, 4-3, Eastern Conference Quarterfinals

1996-97 Top Scorer: Alexei Yashin (35-40-75)

Stanley Cup Titles: None

All-Time Ottawa Scorer vs Pittsburgh: Alexei Yashin (19gp, 5-12-17)

All-Time Pittsburgh Scorer vs Ottawa: Jaromir Jagr (22gp, 17-20-37)

Longest Ottawa Win Streak vs Pittsburgh: 1, Feb. 25, 1993; Oct. 11, 1996

Longest Pittsburgh Win Streak vs Ottawa: 14, Jan. 3, 1994-Apr. 11, 1996

Longest Ottawa Undefeated Streak vs Pittsburgh: 1, Feb. 25, 1993 (1-0-0); Nov. 27, 1993 (0-0-1); Oct. 11, 1996 (1-0-0); Jan. 11, 1997 (0-0-1)

Longest Pittsburgh Undefeated Streak vs Ottawa: 15, Nov. 27, 1994-Apr. 11, 1996 (14-0-1)

Last Pittsburgh Win at Home: Apr. 5, 1997 (5-2) (0-0-0 since last win)

Last Ottawa Win at Home: Oct. 11, 1996 (3-2) (0-1-1 since last win)

Last Pittsburgh Win at Ottawa: Dec. 4, 1996 (4-2) (0-0-1 since last win)

Last Ottawa Win at Pittsburgh: None (0-12-1)

Most Goals by Pittsburgh vs Ottawa: 7, Oct. 27, 1992 (P, 7-2); Nov. 8, 1995 (P, 7-1); Nov. 28, 1995 (P, 7-2); Nov. 2, 1996 (P, 7-3)

Most Goals by Ottawa vs Pittsburgh: 4, Jan. 27, 1995 (P, 5-4); Mar. 20, 1993 (P, 6-4)

Most Goals by Both Teams: 10, Mar. 30, 1993 (P, 6-4); Nov. 2, 1996 (P, 7-3)

Last Pittsburgh Shutout vs Ottawa: Apr. 11, 1994 (4-0) - Tom Barrasso

Last Ottawa Shutout vs Pittsburgh: None

Last Pittsburgh Hat Trick vs Ottawa: Nov. 2, 1996 - Jaromir Jagr

Last Ottawa Hat Trick vs Pittsburgh: None

Last Pittsburgh Trade with Ottawa: Mar. 1, 1996, Dave McLlwain to Pittsburgh for eighth round choice in 1996

Overtime Record vs Pittsburgh: 0-0-2

PITTSBURGH VS OTTAWA

THE OPONENTS

GP	GP	W	L	T	GF	GA	PEN	PPG	SHO	PEN	PIM
PITTSBURGH	6	4	1	1	9	24	15	5-20	3	50	148
OTTAWA	6	1	4	1	3	15	24	4-28	0	41	174

AT PITTSBURGH (6-0-0)

Oct. 11	Pittsburgh (Wregget)	2	at	OTTAWA (RHODES)	3
Oct. 12	Ottawa (Tugnutt)	2	at	PITTSBURGH (WREGGET)	3
Nov. 2	Ottawa (Tugnutt)	3	at	PITTSBURGH (WREGGET)	7
Dec. 4	PITTSBURGH (WREGGET)	4	at	Ottawa (Rhodes)	2
Jan. 11	Pittsburgh (Lalime)	3	at	Ottawa (Rhodes)	3
Apr. 5	Ottawa (Tugnutt)	2	at	PITTSBURGH (WREGGET)	5

AT OTTAWA (1-5-0)

WG - Yashin
WG - Lemieux
WG - Jagr
WG - Jagr
WG - Hicks

Tugnutt replaced Rhodes at 40:00 on Dec. 4
Lalime replaced Wregget at 20:00 on Apr. 5

GOALS & SHOTS BY PERIOD

	1ST	2ND	3RD	PEN	TOTAL
PITTSBURGH	7-62	9-48	8-58	0-1	24-169
OTTAWA	6-61	6-75	3-68	0-0	15-204

PITTSBURGH	GP	G	A	PEN	PIM	SHO	+/	OTTAWA	GP	G	A	PEN	PIM	SHO	+/
Jagr	5	6	3	9	6	25	+6	Yashin	6	3	5	8	0	27	-3
Lemieux	6	3	6	9	6	22	+4	Alfredsson	6	2	4	6	4	24	E
Francis	6	2	7	9	4	19	+3	Daigle	6	1	3	4	0	14	-6
Nedved	6	6	1	7	0	19	+5	Laukkanen	6	2	1	3	4	11	-3
Barnes	3	2	2	4	2	6	+1	Duchesne	4	1	2	3	6	15	-3
Sandstrom	4	1	2	3	2	6	+1	York	6	1	2	3	2	15	-6
Kasparaitis	3	0	3	3	4	7	+7	McEachern	5	1	1	2	0	10	-5
Hatcher	6	0	3	3	20	11	+6	Redden	6	1	1	2	7	17	E
Dzedzic	3	1	1	2	6	3	+1	Van Allen	6	1	1	2	4	8	E
Hicks	3	1	1	2	12	2	+1	Cunneynworth	6	0	2	2	25	8	E
Murray	5	1	1	2	4	11	E	Oackell	6	0	2	2	2	5	-2
Valk	1	0	2	2	0	1	+1	Lambert	6	0	2	2	11	4	-2
Mullen	4	0	2	2	0	1	E	Chasse	2	1	0	1	10	2	+1
Johansson	2	1	0	1	2	2	E	Zhaltok	3	1	0	1	0	4	+1
Beranek	1	0	1	1	0	1	+1	Pitlick	3	0	1	1	18	6	E
Klima	1	0	1	1	0	2	-1	Bicanek	1	0	0	0	0	2	-2
Mironov	1	0	1	1	0	2	+2	Olsson	1	0	0	0	0	1	-2
Moran	2	0	1	1	0	3	+1	Vial	1	0	0	0	2	1	E
Quinn	3	0	1	1	4	3	E	Von Steffanelli	1	0	0	0	0	1	-1
Stojanov	3	0	1	1	5	1	+1	Zent	1	0	0	0	0	2	E
Woodley	3	0	1	1	0	4	-4	Hill	2	0	0	0	4	4	+2
Tamer	4	0	1	1	8	2	+3	Neckar	2	0	0	0	0	2	-1
Daigneault	5	0	1	1	0	5	-2	Chorske	3	0	0	0	0	5	+1
Olczyk	1	0	0	0	2	1	+1	Rhodes	3	0	0	0	0	0	-
Patterson	1	0	0	0	0	0	E	Bork	4	0	0	0	2	8	-2
Autoski	2	0	0	0	7	3	-1	Misil	4	0	0	0	4	3	-1
Bergkvist	2	0	0	0	7	0	+1	Tugnutt	4	0	0	0	0	0	-
Lalime	2	0	0	0	0	0	-	Hannan	5	0	0	0	0	1	-1
Olausson	3	0	0	0	0	1	+1	Gardiner	6	0	0	0	19	4	-5
Leroux	4	0	0	0	2	1	-1								
Wright	4	0	0	0	28	0	-1								
Roche	5	0	0	0	18	3	-1								
Wragget	5	0	0	0	0	0	-								
Muni	6	0	0	0	0	2	+1								
Bench						2									
TOTAL	6	(24-43-67)		149	169			TOTAL	6	(15-27-42)		124	204		

GOALTENDERS	GP	MP	GF	GA	ENS	SO	AVG	SHOTS	SVCT	WLE
Lalime (P)	2	105:00	5	4	0	0	2.29	50	920	0-0-1
Wregget (P)	4	258:26	19	11	0	0	2.55	154	929	4-1-0
PITTSBURGH TOTAL	6	365:00	24	15	0	0	2.47	204	926	4-1-1
Rhodes (O)	3	165:00	8	8	0	0	2.91	63	873	1-1-1
Tugnutt (O)	4	198:14	7	16	0	0	4.84	106	849	0-3-0
OTTAWA TOTALS	6	365:00	15	24	0	0	3.95	169	858	1-4-1

POWER PLAY GOALS: PITTSBURGH (5 for 20) - Jagr - 2, Francis, Nedved, Sandstrom
OTTAWA (4 for 28) - Yashin - 2, Alfredsson, Laukkanen

SHORT HANDED GOALS: PITTSBURGH (3) - Jagr, Lemieux, Nedved

HAT TRICKS: PITTSBURGH (1) - Jagr (Nov. 2)

THIS SEASON'S SCHEDULE

Nov. 20	at Ottawa	7:30	Mar. 29	at Pittsburgh	2:00
Jan. 20	at Pittsburgh	7:00	Apr. 9	at Ottawa	7:30
Feb. 7	at Ottawa	7:30	(All Times Pittsburgh Time)		

FLYERS



Location: CoreStates Center, 1
CoreStates Complex, Philadelphia, PA
19148

Founded: 1967

Owner/Chairman -

Comcast/Spectacor: Ed Snider

President and General Manager:

Bob Clarke

Head Coach: Wayne Cashman

NHL Career Record (Seasons):

First Season

Assistant Coaches:

Keith Acton and Dave Brown

Director of Media Relations:

Joe Klueg

Director of Public Relations: Zach Hill

Assistant Director of Media Relations:

Linda Held

Assistant Director of Public Relations:

Jody Clarke

Athletic Trainer: John Worley

Arena (Capacity):

CoreStates Center (19,511)

General Office Phone: (215) 465-4500

Press Box Phone:

(215) 336-3600 x 2115

FAX Phone: (215) 389-9403

Starting Times of Games: TBA

Team Colors: Orange and Black

Radio: 610 AM WIP

Commercial TV: WPHL Ch. 17

Cable: Comcast SportNet

YEAR	TOTAL	HOME	ROAD	GF-GA
1967-68	4-3-3	2-0-3	2-3-0	20-12
1968-69	1-4-3	1-1-2	0-3-1	13-26
1969-70	5-1-2	3-0-1	2-1-1	27-21
1970-71	1-3-2	1-0-2	0-3-0	13-15
1971-72	3-2-1	3-0-0	0-2-1	17-20
1972-73	2-4-0	2-1-0	0-3-0	20-24
1973-74	2-3-0	1-1-0	1-2-0	15-22
1974-75	1-3-0	1-1-0	0-2-0	11-18
1975-76	0-3-1	0-1-1	0-2-0	13-22
1976-77	1-3-0	1-1-0	0-2-0	3-12
1977-78	0-3-1	0-2-0	0-1-1	7-26
1978-79	1-3-0	1-1-0	0-2-0	6-10
1979-80	0-3-1	0-2-0	0-1-1	9-15
1980-81	0-4-0	0-2-0	0-2-0	10-22
1981-82	2-5-1	2-1-1	0-4-0	30-38
1982-83	1-5-1	1-1-1	0-4-0	16-34
1983-84	0-7-0	0-4-0	0-3-0	21-46
1984-85	2-5-0	2-1-0	0-4-0	19-34
1985-86	0-6-1	0-3-1	0-3-0	16-29
1986-87	1-4-2	1-1-1	0-3-1	22-28
1987-88	2-5-0	2-2-0	0-3-0	24-23
1988-89	4-3-0	2-1-0	2-2-0	28-25
1989-90	3-4-0	2-2-0	1-2-0	24-29
1990-91	2-4-1	0-2-1	2-2-0	24-26
1991-92	5-0-2	3-0-1	2-0-1	36-19
1992-93	5-1-1	3-0-1	2-1-0	35-19
1993-94	2-1-1	1-0-1	1-1-0	21-13
1994-95	1-2-0	1-0-0	0-2-0	8-12
1995-96	2-2-0	2-0-0	0-2-0	20-18
1996-97	1-3-0	1-1-0	0-2-0	9-20
TOTAL	54-99-24	39-32-17	15-67-7	537-678

All-Time NHL Record: 1174-818-366

1996-97 Record: 45-24-13

1996-97 Finish: 2nd (Atlantic Division)

1997 Playoff Record: Won, Pittsburgh, 4-1, Eastern Conference Quarter Finals, Won, Buffalo, 4-1, Eastern Conference Semifinals; Won, NY Rangers, 4-1, Eastern Conference Finals; Lost, Detroit, 4-0, Stanley Cup Finals

1996-97 Top Scorer: John LeClair (50-47-97)

Stanley Cup Titles: Two (1974 and 1975)

All-Time Philadelphia Scorer vs Pittsburgh: Bobby Clarke (76gp, 44-64-106)

All-Time Pittsburgh Scorer vs Philadelphia: Mario Lemieux (59gp, 47-57-104)

Longest Philadelphia Win Streak vs Pittsburgh: 11, Dec. 12, 1982-Mar. 28, 1984

Longest Pittsburgh Win Streak vs Philadelphia: 4, Jan. 18, 1970-Apr. 1, 1970;

Oct. 10, 1991-Nov. 30, 1991; Dec. 15, 1992-Jan. 30, 1993

Longest Philadelphia Undeclared Streak vs Pittsburgh:

13, Oct. 28, 1982-Mar. 28, 1984 (12-0-1)

Longest Pittsburgh Undeclared Streak vs Philadelphia:

14, Mar. 26, 1991-Jan. 30, 1993 (10-0-4)

Last Pittsburgh Win at Home: Mar. 8, 1997 (3-2, OT) (0-0-0 since last win)

Last Philadelphia Win at Home: Feb. 15, 1997 (5-1) (0-0-0 since last win)

Last Pittsburgh Win at Philadelphia: Feb. 13, 1994 (3-0) (0-6-0 since last win)

Last Philadelphia Win at Pittsburgh: Feb. 16, 1997 (6-2) (0-1-0 since last win)

Most Goals by Pittsburgh vs Philadelphia: 11, Nov. 16, 1993 (Pit., 11-5)

Most Goals by Philadelphia vs Pittsburgh: 13, Mar. 22, 1984 (Phl., 13-4)

Most Goals by Both Teams: 17, Mar. 22, 1984 (Phl., 13-4)

Last Pittsburgh Shutout vs Philadelphia: Dec. 23, 1992 (4-0) - Tom Barrasso

Last Philadelphia Shutout vs Pittsburgh: Dec. 4, 1982 (0-0) - Pelle Lindbergh

Last Pittsburgh Hat Trick vs Philadelphia: Jan. 27, 1996 - Mario Lemieux

Last Philadelphia Hat Trick vs Pittsburgh: Nov. 21, 1996 - Dale Hawerchuk

Last Pittsburgh Trade with Philadelphia: Feb. 19, 1992, Rick Tocchet, Kjell Samuelsson, Ken Wregget and a Conditional Draft Choice to Pittsburgh for

Mark Recchi, Brian Benning and a First Round Draft Choice

Overtime Record vs Pittsburgh: 4-3-8



PITTSBURGH VS PHILADELPHIA

THE OPPONENTS

ISSUE	GP	W	L	T	PTS	GF	GA	PEN	PIM
PITTSBURGH	4	1	3	0	2	9	20	1-22	33
PHILADELPHIA	4	3	1	0	6	20	9	2-16	38

AT PITTSBURGH (1-1-0)	AT PHILADELPHIA (0-2-0)
Nov. 21 Pittsburgh (Wregget) 3 at PHILADELPHIA (HEXTALL) 7	WG - Otto
Feb. 15 Pittsburgh (Wregget) 1 at PHILADELPHIA (HEXTALL) 5	WG - Oesjardins
Feb. 16 PHILADELPHIA (SNOW) 6 at Pittsburgh (Lalime) 2	WG - Klatt
Mar. 8 Philadelphia (Snow) 2 at PITTSBURGH (WREGGET) 3	WG - Olausson *
Olausson scored at 0:19 of overtime on Mar. 8	

GOALS & SHOTS BY PERIOD	1ST	2ND	3RD	TOT	TOTAL
PITTSBURGH	3-44	1-25	4-38	1-1	9-108
PHILADELPHIA	2-37	7-52	11-51	0-0	20-140

PITTSBURGH	GP	G	A	PTS	PIM	SOB	+/	PHILA	GP	G	A	PTS	PIM	SOB	+/
Lemieux	4	1	3	4	2	14	-2	Klatt	4	3	4	7	0	13	+3
Murray	4	2	1	3	0	10	-3	LeClair	4	3	3	6	4	20	+5
Olausson	2	1	2	3	0	4	E	Renberg	4	1	4	5	6	12	+6
Jagr	3	2	0	2	0	7	-3	Hawerchuk	1	3	1	4	0	3	+3
Johnson	3	1	1	2	0	4	E	Brud'Amour	4	2	2	4	2	5	+5
Francis	4	0	2	2	0	9	-2	Desjardins	4	1	3	4	6	8	+6
Kesparaitis	4	0	2	2	16	3	-5	Falloon	4	1	3	4	0	11	E
Vek	1	1	0	1	0	2	+1	Niinmaa	4	0	4	4	2	7	+2
Tamer	3	1	0	1	9	5	+4	Druce	3	2	1	3	4	6	E
Wright	2	0	1	1	2	1	-2	Prospal	1	2	0	2	0	3	+2
Woolley	3	0	1	1	2	5	-3	Otto	4	1	1	2	2	7	+1
Barnes	4	0	1	1	0	7	-5	Zubrus	3	0	2	2	2	5	E
Hatcher	4	0	1	1	0	8	-1	Podein	4	0	2	2	0	9	E
Leroux	4	0	1	1	12	1	+1	Lacroix	4	1	0	1	11	1	+1
Nedved	4	0	1	1	4	4	-5	Petit	2	0	1	1	0	0	+2
Christian	1	0	0	0	0	1	E	Coffey	3	0	1	1	0	8	E
Johansson	1	0	0	0	0	0	-3	Svoboda	4	0	1	1	8	3	+5
Lalime	1	0	0	0	0	0	-	Bowen	1	0	0	0	4	0	E
Mullen	1	0	0	0	0	0	E	Haller	1	0	0	0	4	2	E
Muni	1	0	0	0	0	0	-1	Lindros	1	0	0	0	0	3	E
Sandstrom	1	0	0	0	0	0	-2	Dykhus	2	0	0	0	2	2	-1
Stojanov	1	0	0	0	7	0	-1	Hextall	2	0	0	0	0	0	E
Moran	2	0	0	0	4	3	-3	Snow	2	0	0	0	0	0	E
Wilkinson	2	0	0	0	0	0	-1	Daniels	3	0	0	0	23	4	E
Daigneault	3	0	0	0	4	3	-3	Kordic	3	0	0	0	15	1	+1
Dziedzic	3	0	0	0	6	6	-4	Therien	4	0	0	0	4	7	+7
Roche	3	0	0	0	25	4	-1								
Wregget	3	0	0	0	2	0	-								
Hicks	4	0	0	0	2	7	E								
TOTAL	4	(9-17-26)		97	108			TOTAL	4	(20-33-53)		99	140		

GOALTENDERS	GP	MP	GF	GA	ENG	SO	AVE	SHOTS	SV%	WG
Wregget (P)	3	180:17	7	14	0	0	4.66	100	.860	1-2-0
Lalime (P)	1	60:00	2	6	0	0	6.00	40	.850	0-1-0
PITTSBURGH TOTAL	4	240:19	9	20	0	0	4.99	140	.857	1-3-0
Hextall (PH)	2	120:00	12	4	0	0	2.00	44	.909	2-0-0
Snow (PH)	2	120:19	8	5	0	0	2.49	64	.922	1-1-0
PHILA. TOTALS	4	240:19	20	9	0	0	2.25	108	.917	3-1-0

POWER PLAY GOALS: PITTSBURGH (1 for 22) - Murray
 PHILADELPHIA (2 for 16) - Hawerchuk, Klatt

SHORT-HANDED GOALS: PITTSBURGH (1) - Tamer
 PHILADELPHIA (3) - Klatt - 2, Desjardins

HAT TRICKS: PHILADELPHIA (1) - Hawerchuk (Nov. 21)

THIS SEASON'S SCHEDULE		
Oct. 9	at Philadelphia	7:30
Mar. 7	at Pittsburgh	3:00
Mar. 8	at Philadelphia	8:00
Mar. 21	at Pittsburgh	3:00
(All Times Pittsburgh Time)		

COYOTES



Location: One Renaissance Square, 2 North Central, Suite 1930, Phoenix, AZ 85004

Founded: 1972 (WHA - Winnipeg)

CEO and Governor: Richard Burke

Owner/ Alternate Governor:

Steven Glukstern

President: Shawn Hunter

General Manager & Alternate Governor:

Bobby Smith

Head Coach: Jim Schoenfeld

NHL Career Record (Seasons): 182-180-54 (6)

Assistant Coaches: John Tortorella and TBA

Director of Media Relations: Richard Nairn

Manager of Media Relations: Jeffrey Hecht

Athletic Trainer: Gord Hart

Arena (Capacity):

America West Arena (16,210)

General Office Phone: (602) 379-2800

Press Box Phone: (602) 514-8266

FAX Phone: (602) 379-2866

Starting Times of Games: TBA

Team Colors:

Red, Green, Sand, Sienna and Purple

Radio: KDKB (93.3 FM) and KUPD-2 (1060 AM)

Commercial TV: KTVK Channel 3 and

WB Channel 61

Cable TV: Fox Sports Arizona



PHOENIX COYOTES RECORDS BY SEASON

YEAR	TOTAL	HOME	ROAD	GF-GA
1979-80	4-0-0	2-0-0	2-0-0	14-9
1980-81	4-0-0	2-0-0	2-0-0	18-14
1981-82	2-1-0	2-0-0	0-1-0	7-9
1982-83	1-2-0	1-0-0	0-2-0	13-14
1983-84	1-2-0	0-2-0	1-0-0	13-12
1984-85	1-2-0	0-1-0	1-1-0	14-16
1985-86	2-1-0	2-0-0	0-1-0	16-8
1986-87	1-2-0	0-1-0	1-1-0	9-10
1987-88	1-2-0	0-2-0	1-0-0	9-12
1988-89	2-1-0	1-0-0	1-1-0	13-12
1989-90	2-0-1	2-0-0	0-0-1	13-7
1990-91	2-1-0	1-0-0	1-1-0	17-12
1991-92	2-1-0	1-1-0	1-0-0	6-7
1992-93	1-1-0	1-0-0	0-1-0	7-5
1993-94	2-0-0	1-0-0	1-0-0	10-6
1994-95	DID NOT PLAY			
1995-96	2-0-0	1-0-0	1-0-0	10-4
1996-97	1-0-1	1-0-0	0-0-1	9-6
TOTAL	31-16-2	18-7-0	13-9-2	198-163

All-Time NHL Record: 544-697-179

1996-97 Record: 38-37-7

1996-97 Finish: 3rd (Central Division)

1997 Playoff Record: Lost, Anaheim, 4-3, Western Conference Quarterfinals

1996-97 Top Scorer: Keith Tkachuk (52-34-86)

Stanley Cup Titles: None

All-Time Winnipeg/Phoenix Scorer vs Pittsburgh:

Dale Hawerchuk (27gp, 18-13-31)

All-Time Pittsburgh Scorer vs Winnipeg/Phoenix:

Mario Lemieux (23gp, 19-32-51)

Longest Winnipeg/Phoenix Win Streak vs Pittsburgh:

3, Mar. 9, 1986-Jan. 14, 1987

Longest Pittsburgh Win Streak vs Winnipeg/Phoenix:

9, Oct. 10, 1979-Dec. 2, 1981

Longest Winnipeg/Phoenix Undefeated Streak vs Pittsburgh:

3, Mar. 9, 1986-Jan. 14, 1987 (3-0-0)

Longest Pittsburgh Undefeated Streak vs Winnipeg/Phoenix:

9, Oct. 10, 1979-Dec. 2, 1981 (9-0-0)

Last Pittsburgh Win at Home: Feb. 1, 1997 (4-1) (0-0-0 since last win)

Last Phoenix Win at Home: Jan. 10, 1993 (3-2) (0-2-1 since last win)

Last Pittsburgh Win at Winnipeg/Phoenix: Feb. 16, 1996 (1-0) (0-0-1 since last win)

Last Winnipeg/Phoenix Win at Pittsburgh:

Jan. 28, 1992 (4-0) (0-4-0 since last win)

Most Goals by Pittsburgh vs Winnipeg/Phoenix:

9, Dec. 18, 1990 (P, 9-2); Mar. 5, 1996 (P, 9-4)

Most Goals by Winnipeg/Phoenix vs Pittsburgh:

7, Jan. 21, 1985 (W, 7-6); Jan. 20, 1989 (W, 7-3)

Most Goals by Both Teams: 13, Jan. 21, 1985 (W, 7-6); Mar. 5, 1996 (P, 9-4)

Last Pittsburgh Shutout vs Winnipeg/Phoenix:

Feb. 16, 1996 (1-0) - Tom Barraso

Last Winnipeg/Phoenix Shutout vs Pittsburgh: Jan. 28, 1992 (4-0) - Bob Essensa

Last Pittsburgh Hat Trick vs Winnipeg/Phoenix: Mar. 5, 1996 - Petr Nedved (4)

Last Winnipeg/Phoenix Hat Trick vs Pittsburgh: Jan. 21, 1985 - Dale Hawerchuk

Last Pittsburgh Trade with Winnipeg/Phoenix: Dec. 28, 1995, Neil

Wilkinson to Pittsburgh for Norm Maciver

Overtime Record vs Pittsburgh: 3-1-2

PITTSBURGH VS PHOENIX

THE OPPONENTS

PPG	GF	GA	PTS	PPG	GF	GA	PTS	PPG	GF	GA	PTS
PITTSBURGH	2	1	0	1	3	9	6	1-6	0	11	22
PHOENIX	2	0	1	1	1	6	9	1-7	0	10	20

AT PITTSBURGH (1-0-0)

Feb. 1 Phoenix (Khabibulin) 1 at PITTSBURGH (Lalime) 4
 Mar. 12 Pittsburgh (Wregget) 5 at Phoenix (Khabibulin) 5

AT PHOENIX (0-0-1)

WG - Lemieux

GOALS & SHOTS BY PERIOD

	1ST	2ND	3RD	OT	TOTAL
PITTSBURGH	4-14	1-15	4-27	0-2	9-58
PHOENIX	2-23	1-23	3-27	0-3	6-76

PITTSBURGH	GP	G	A	PTS	PPM	SO	±	PHOENIX	GP	G	A	PTS	PPM	SO	±
Lemieux	2	2	3	5	0	5	+3	Janney	2	1	2	3	0	3	E
Barnes	2	2	1	3	0	3	+3	Shannon	2	2	0	2	0	4	E
Woolley	2	0	3	3	2	3	+3	Tkachuk	2	2	0	2	0	14	E
Hicks	2	1	1	2	2	3	+2	Gartner	2	0	2	2	2	7	-2
Nedved	2	1	1	2	6	6	+4	Tverdovsky	2	0	2	2	0	4	E
G.Johnson	2	0	2	2	0	7	+2	Drake	1	1	0	1	0	2	-1
Olausson	1	1	0	1	0	1	E	Maciver	1	0	1	1	0	0	-1
Valk	1	1	0	1	0	3	-1	Coikum	2	0	1	1	0	3	E
Dziedzic	2	1	0	1	2	5	E	J.Johnson	2	0	1	1	2	1	-2
Francis	2	0	1	1	0	1	+1	Manson	2	0	1	1	0	7	-1
Moran	2	0	1	1	2	3	+2	Numminen	2	0	1	1	0	3	-2
Christian	1	0	0	0	2	0	-1	Hanning	2	0	1	1	0	5	-2
Daigneault	1	0	0	0	0	0	E	Eastwood	1	0	0	0	0	1	E
Jagr	1	0	0	0	2	4	+2	McKenzie	1	0	0	0	0	1	E
Johansson	1	0	0	0	0	1	-1	More	1	0	0	0	4	1	+1
Lalime	1	0	0	0	0	0	-	Stapleton	1	0	0	0	0	1	-1
Leroux	1	0	0	0	0	3	E	Doan	2	0	0	0	0	6	+2
Muni	1	0	0	0	0	3	E	Finley	2	0	0	0	6	3	-1
Roche	1	0	0	0	0	2	-1	Khabibulin	2	0	0	0	0	0	-
Wregget	1	0	0	0	0	3	-	King	2	0	0	0	0	2	E
Wright	1	0	0	0	0	3	-1	Korolev	2	0	0	0	2	1	-1
Hatcher	2	0	0	0	0	4	E	Roenick	2	0	0	0	4	7	-3
Kasparaitis	2	0	0	0	0	3	E								
Mullen	2	0	0	0	2	1	E								
Murray	2	0	0	0	2	3	-2								
TOTAL	2	(9-13-22)		22	53			TOTAL	2	(6-12-18)		20	76		

GOALTENDERS

	GP	GA	GF	QA	ENG	SO	A/G	SHOTS	SV%	WG
Lalime (P)	1	60:00	4	1	0	0	1.00	30	.967	1-0-0
Wregget (P)	1	64:58	5	5	0	0	4.62	46	.891	0-0-1
PITTSBURGH TOTAL	2	125:00	9	6	0	0	2.88	76	.921	1-0-1
Khabibulin (PH)	2	124:52	6	9	0	0	4.32	58	.845	0-1-1
PHOENIX TOTALS	2	125:00	6	9	0	0	4.32	58	.845	0-1-1


POWER PLAY GOALS:

PITTSBURGH (1 for 6) - Barnes
 PHOENIX (1 for 7) - Drake

THIS SEASON'S SCHEDULE

Dec. 12 at Phoenix 9:00
 Apr. 7 at Pittsburgh 7:30
 (All Times Pittsburgh Time)

ST. LOUIS BLUES



Location: Kiel Center, 1401 Clark Ave.,
St. Louis, MO 63103

Founded: 1967

Owner and Governor:

Kiel Center Partners and Mark Sauer

President: Mark Sauer

General Manager: Larry Pleau

Head Coach: Joel Quenneville

NHL Career Record (Seasons):

18-15-1 (1)

Assistant Coaches:

Roger Neilson and Jim Roberts

Director of Media Relations:

Jeff Trammel

Assistant Director of Media Relations:

Tony Ommen

Athletic Trainer: Ray Barille

Arena (Capacity): Kiel Center (19,260)

General Office Phone: (314) 622-2500

Press Box Phone: (314) 589-5300

FAX Phone: (314) 622-2582

Starting Times of Games:

7:35, 6:05 and 2:05

Team Colors: Blue, Yellow and Red

Radio: KMOX (1120 AM)

Commercial TV: KPLR-TV

Cable TV: Fox Sports Midwest



PHOTOGRAPH BY PERGUNDUS VS ST. LOUIS BLUES REGULAR SEASONS

YEAR	TOTAL	HOME	ROAD	GF-GA
1967-68	4-6-0	2-3-0	2-3-0	25-33
1968-69	3-4-1	2-2-0	1-2-1	15-16
1969-70	1-5-2	1-1-2	0-4-0	11-28
1970-71	0-3-3	0-1-2	0-2-1	13-16
1971-72	3-3-0	1-2-0	2-1-0	17-13
1972-73	3-2-0	2-0-0	1-2-0	25-20
1973-74	2-3-1	1-1-1	1-2-0	19-19
1974-75	1-1-2	1-0-1	0-1-1	11-13
1975-76	2-2-0	1-1-0	1-1-0	17-14
1976-77	3-1-0	2-0-0	1-1-0	17-13
1977-78	2-1-1	1-0-1	1-1-0	13-11
1978-79	2-1-1	1-0-1	1-1-0	16-16
1979-80	1-2-1	1-1-0	0-1-1	12-14
1980-81	2-2-0	2-0-0	0-2-0	19-19
1981-82	1-2-0	1-0-0	0-2-0	9-10
1982-83	0-3-0	0-2-0	0-1-0	11-16
1983-84	0-2-1	0-0-1	0-2-0	7-11
1984-85	1-2-0	1-1-0	0-1-0	10-15
1985-86	2-1-0	0-1-0	2-0-0	16-11
1986-87	1-0-2	1-0-1	0-0-1	13-12
1987-88	0-3-0	0-1-0	0-2-0	10-16
1988-89	1-1-1	1-0-1	0-1-0	15-9
1989-90	0-3-0	0-1-0	0-2-0	10-22
1990-91	1-2-0	1-1-0	0-1-0	9-10
1991-92	1-1-0	1-0-0	0-1-0	5-7
1992-93	1-1-0	1-0-0	0-1-0	12-10
1993-94	0-0-2	0-0-1	0-0-1	6-6
1994-95	DID NOT PLAY			
1995-96	1-1-0	1-0-0	0-1-0	10-7
1996-97	2-0-0	1-0-0	1-0-0	8-2
TOTAL	41-58-18	27-19-12	14-39-6	381-409

All-Time NHL Record: 989-1011-358

1996-97 Record: 36-35-11

1996-97 Finish: 4th (Central Division)

1997 Playoff Record: Lost, Detroit, 4-2, Western Conference Quarterfinals

1996-97 Top Scorer: Pierre Turgeon (26-59-85)

Stanley Cup Titles: None

All-Time St. Louis Scorer vs Pittsburgh: Bernie Federko (41gp, 20-36-56)

All-Time Pittsburgh Scorer vs St. Louis: Mario Lemieux (22gp, 24-29-53)

Longest St. Louis Win Streak vs Pittsburgh:

5, Jan. 2, 1973-Dec. 28, 1973; Dec. 5, 1981-Oct. 4, 1983

Longest Pittsburgh Win Streak vs St. Louis: 4, Feb. 3, 1972-Nov. 22, 1972

Longest St. Louis Undefeated Streak vs Pittsburgh:

10, Mar. 7, 1970-Apr. 4, 1971 (5-0-5)

Longest Pittsburgh Undefeated Streak vs St. Louis:

4, Feb. 3, 1972-Nov. 22, 1972 (4-0-0); Feb. 21, 1978-Dec. 13, 1978 (2-0-2)

Last Pittsburgh Win at Home: Nov. 19, 1996 (4-2) (0-0-0 since last win)

Last St. Louis Win at Home: Jan. 6, 1996 (3-1) (0-1-0 since last win)

Last Pittsburgh Win at St. Louis: Dec. 19, 1996 (4-0) (0-0-0 since last win)

Last St. Louis Win at Pittsburgh: Nov. 8, 1990 (3-2) (0-5-1 since last win)

Most Goals by Pittsburgh vs St. Louis: 10, Nov. 22, 1972 (P, 10-4)

Most Goals by St. Louis vs Pittsburgh:

9, Jan. 31, 1968 (SL, 9-4); Oct. 18, 1989 (SL, 9-3)

Most Goals by Both Teams: 14, Nov. 22, 1972 (P, 10-4)

Last Pittsburgh Shutout vs St. Louis: Dec. 19, 1996 (4-0) - Ken Wregget

Last St. Louis Shutout vs Pittsburgh: Dec. 31, 1983 (2-0) - Mike Liut

Last Pittsburgh Hat Trick vs St. Louis: Dec. 19, 1996 - Mario Lemieux

Last St. Louis Hat Trick vs Pittsburgh: Oct. 18, 1989 - Brett Hull

Last Pittsburgh Trade with St. Louis:

Mar. 20, 1996, J. J. Daigneault to Pittsburgh for sixth round choice in 1996

Overtime Record vs Pittsburgh: 0-0-6

PITTSBURGH VS ST. LOUIS

THE OPONENTS

1992-93	GP	W	L	T	PTS	GP	W	L	T	PTS	SOG	PEN	PTS/G
PITTSBURGH	2	2	0	0	4	8	2	2-10	0	13	32		
ST. LOUIS	2	0	2	0	0	2	8	1-8	0	16	46		

AT PITTSBURGH (1-0-0)

Nov. 19 St. Louis (Fuhr) 2 at PITTSBURGH (WREGGET) 4

Dec. 19 PITTSBURGH (WREGGET) 4 at St. Louis (Casey) 0

WG - Wright

WG - Lemieux

GOALS & SHOOTS BY PERIOD

	1ST	2ND	3RD	O/T	TOTAL
PITTSBURGH	2-23	5-11	1-9	---	8-43
ST. LOUIS	0-22	1-16	1-23	---	2-61

PITTSBURGH	GP	G	A	PTS	MIN	SOG	+/-	BY/FOUR	G	A	PTS	MIN	SOG	+/-	
Lemieux	2	3	3	6	0	8	+3	Campbell	2	1	0	1	0	7	-1
Jagr	2	0	5	0	5	0	+3	Hull	2	1	0	1	0	8	-5
Nedved	2	2	0	2	2	4	+1	Courtnall	2	0	1	1	0	5	-2
Kasparaitis	2	1	1	2	4	2	+5	Kravchuk	2	0	1	1	0	4	E
Francis	2	0	2	0	1	0	+3	MacInnis	2	0	1	1	4	13	-3
Hatcher	2	1	0	1	5	2	+5	Turgeon	2	0	1	1	0	5	-4
Wright	2	1	0	1	2	2	+1	Casey	1	0	0	0	0	0	-
Johansson	1	0	1	1	0	5	+1	Conroy	1	0	0	0	0	0	E
Daigneau	2	0	1	1	0	0	+1	Fuhr	1	0	0	0	0	0	-
Dziedziec	2	0	1	1	0	3	+1	Olsson	1	0	0	0	0	1	-1
Mullen	2	0	1	1	0	2	+1	Pearson	1	0	0	0	2	0	E
Barnes	1	0	0	0	0	1	E	Pellerin	1	0	0	0	0	1	E
Leroux	1	0	0	0	11	0	E	Peluso	1	0	0	0	16	0	E
Olausson	1	0	0	0	2	0	E	Perrson	1	0	0	0	0	1	-1
Tamer	1	0	0	0	0	2	E	Twist	1	0	0	0	11	1	E
Woolley	1	0	0	0	2	1	E	Vasilevski	1	0	0	0	0	1	E
Muni	2	0	0	0	2	0	-1	Yawney	1	0	0	0	0	0	-1
Murray	2	0	0	0	2	3	E	Zabransky	1	0	0	0	0	0	-2
Roche	2	0	0	0	0	1	-1	Bergevin	2	0	0	0	0	0	-1
Sandstrom	2	0	0	0	0	0	+1	MacTavish	2	0	0	0	0	3	E
Stojanov	2	0	0	0	0	1	E	Matteau	2	0	0	0	2	2	-1
Wregget	2	0	0	0	0	0	-	Momesso	2	3	0	0	7	3	-1
								Murphy	2	0	0	0	2	3	E
								Pronger	2	0	0	0	2	2	-1
								York	2	0	0	0	0	1	-1
TOTAL	2		(8-15-23)		32	43		TOTAL	2		(2-4-6)		46	61	

GOAL TENDERS

	GP	MIN	GA	SA	SV%	PTS	SOV	SHOTS	PTS/G	
Wregget (P)	2	120:00	8	2	0	1	1.00	61	967	2-0-0
PITTSBURGH TOTAL	2	120:00	8	2	0	1	1.00	61	967	2-0-0
Fuhr (STL)	1	59:39	2	3	1	0	3.02	20	850	0-1-0
Casey (STL)	1	60:00	0	4	0	0	4.00	22	818	0-1-0
ST. LOUIS TOTALS	2	120:00	2	8	1	0	4.00	43	814	0-2-0

POWER PLAY GOALS: PITTSBURGH (2 for 10) - Lemieux, Nedved

ST. LOUIS (1 for 8) - Hull

HAT TRICKS: PITTSBURGH (1) - Lemieux (Dec. 19)

THIS SEASON'S SCHEDULE

Dec. 20	at St. Louis	8:30
Jan. 26	at Pittsburgh	7:00

(All Times Pittsburgh Time)

SHARKS



Location: 525 West Santa Clara St.,
San Jose, CA 95113

Founded: 1990

Majority Owner and Chairman:

Gerge Gund, III

President and CEO: Greg Jamison

Executive VP and General Manager:

Dean Lombardi

Head Coach: Darryl Sutter

NHL Career Record (Seasons):

110-80-26 (3)

Assistant Coaches:

Paul Baxter and Rod Sommer

Director of Media Relations:

Ken Arnold

Media Relations Manager: Roger Ross

Media Relations Assistant:

Chris Kelleher

Head Athletic Trainer: Ray Tufts

Arena (Capacity): San Jose Arena

(17,442)

General Office Phone: (408) 999-5711

Press Box Phone: (408) 999-5871

FAX Phone: (408) 999-5822

Starting Times of Games: 7:30 pm

Team Colors: Pacific Teal, Gray, Black
and White

Radio: KARA 105.7 FM

Commercial TV: KICU-TV 36

Cable TV: Sportschannel



YEAR	TOTAL	HOME	ROAD	CF - GA
1991-92	3-0-0	1-0-0	2-0-0	25-5
1992-93	2-0-0	1-0-0	1-0-0	16-6
1993-94	0-0-2	0-0-1	0-0-1	5-5
1994-95	DID NOT PLAY			
1995-96	1-1-0	0-1-0	1-0-0	17-11
1996-97	2-0-0	1-0-0	1-0-0	7-1
TOTAL	8-1-2	3-1-1	5-0-1	70-28

All-Time NHL Record: 127-291-42

1996-97 Record: 27-47-8

1996-97 Finish: 7th (Pacific Division)

1997 Playoff Record: Did Not Qualify for Playoffs

1996-97 Top Scorer: Owen Nolan (31-32-63)

Stanley Cup Titles: None

All-Time San Jose Scorer vs Pittsburgh:

Ray Sheppard (2gp, 3-2-5), Johan Garpenlov (4gp, 2-3-5)

All-Time Pittsburgh Scorer vs San Jose: Mario Lemieux (11gp, 14-28-42)

Longest San Jose Win Streak vs Pittsburgh: 1, Jan. 13, 1996

Longest Pittsburgh Win Streak vs San Jose: 5, Dec. 5, 1991-Mar. 23, 1993

Longest San Jose Undefeated Streak vs Pittsburgh:

2, Nov. 2, 1993-Mar. 22, 1994 (0-0-2)

Longest Pittsburgh Undefeated Streak vs San Jose:

8, Dec. 5, 1991-Nov. 10, 1995 (6-0-2)

Last Pittsburgh Win at Home: Dec. 21, 1996 (3-1) (0-0-0 since last win)

Last San Jose Win at Home: None (0-5-1)

Last Pittsburgh Win at San Jose: Dec. 13, 1996 (4-0) (0-0-0 since last win)

Last San Jose Win at Pittsburgh: Jan. 13, 1996 (10-8) (0-1-0 since last win)

Most Goals by Pittsburgh vs San Jose: 10, Dec. 17, 1991 (P, 10-2)

Most Goals by San Jose vs Pittsburgh: 10, Jan. 13, 1996 (SJ, 10-8)

Most Goals by Both Teams: 18, Jan. 13, 1996 (SJ, 10-8)

Last Pittsburgh Shutout vs San Jose: Dec. 13, 1996 (4-0) - Patrick Lalime

Last San Jose Shutout vs Pittsburgh: None

Last Pittsburgh Hat Trick vs San Jose: Nov. 10, 1995 - Ron Francis

Last San Jose Hat Trick vs Pittsburgh: Jan. 13, 1996 - Ray Sheppard

Last Pittsburgh Trade with San Jose: Mar. 20, 1996, Kevin Miller to Pittsburgh for fifth round draft choice in 1996 and future considerations

Overtime Record vs Pittsburgh: 0-0-2

PITTSBURGH VS SAN JOSE

THE OPONENTS

PTS	GP	W	L	T	PTS	GP	W	L	T	PTS	GP	W	L	T
PITTSBURGH	2	2	0	0	4	7	1	0-8	0	9	26			
SAN JOSE	2	0	2	0	0	1	7	0-5	0	11	32			

AT PITTSBURGH (1-0-0)

Dec. 13	PITTSBURGH (LALIME)	4	at	San Jose (Terreri)	0
Dec. 21	San Jose (Terreri)	1	at	PITTSBURGH (LALIME)	3

AT SAN JOSE (0-0-0)

WG - Wright
WG - Daigneault

GOALS & SHOTS BY PERIOD	1ST	2ND	3RD	O/S	TOTAL
PITTSBURGH	2-12	2-14	3-14	---	7-40
SAN JOSE	1-25	0-13	0-15	---	1-53

PITTSBURGH	GP	G	A	PTS	PIM	SOG	+/-	SAN JOSE	GP	G	A	PTS	PIM	SOG	+/-
Lemieux	2	1	2	3	0	4	+3	Kozlov	2	1	0	1	0	3	-1
Hatcher	2	0	3	3	2	2	+5	Friesen	2	0	1	1	6	3	-2
Sandstrom	2	2	0	2	2	3	+1	Nolan	2	0	1	1	2	5	-1
Francis	2	1	1	2	2	4	+4	Caloun	1	0	0	0	0	0	-1
Jagr	2	1	1	2	2	6	+4	Granato	1	0	0	0	0	2	-1
Daigneault	2	1	0	1	0	3	E	Hunter	1	0	0	0	14	0	E
Wright	2	1	0	1	2	3	+1	Jafrate	1	0	0	0	2	3	-1
Neved	1	0	1	1	0	2	+2	Kroupa	1	0	0	0	0	1	-3
Dziedic	2	0	1	1	0	0	+1	Nazarov	1	0	0	0	0	3	E
Kasparaitis	2	0	1	1	0	1	+5	Sykora	1	0	0	0	2	0	+1
Olausson	2	0	1	1	0	1	E	Whitney	1	0	0	0	0	2	-1
Roche	2	0	1	1	2	1	+1	Bodger	2	0	0	0	4	1	-1
Hicks	1	0	0	0	0	0	E	Dahlen	2	0	0	0	0	5	-1
Mullen	1	0	0	0	0	0	E	Donovan	2	0	0	0	2	4	-2
Muni	1	0	0	0	2	0	+1	Gill	2	0	0	0	0	3	-1
Barnes	2	0	0	0	0	2	E	Hawgood	2	0	0	0	0	2	-1
Lalime	2	0	0	0	0	0	-	McSorley	2	0	0	0	0	5	-5
Leroux	2	0	0	0	0	0	E	Nicholls	2	0	0	0	0	6	-3
Murray	2	0	0	0	2	4	-1	Ragnarsson	2	0	0	0	0	1	-2
Stojanov	2	0	0	0	10	1	E	Sutter	2	0	0	0	0	4	-1
Woolley	2	0	0	0	0	3	+1	Terreri	2	0	0	0	0	0	-
								Turcotte	2	0	0	0	0	0	-2
								Wood	2	0	0	0	0	0	E
TOTAL	2		(7-12-19)		26	40		TOTAL	2		(1-2-3)		32	53	

GOALTENDERS	GP	MP	GA	SO	SV%	SHOTS	SVCT	144%		
Lalime (P)	2	120:00	7	1	0	1	0.50	53	981	2-0-0
PITTSBURGH TOTAL	2	120:00	7	1	0	1	0.50	53	981	2-0-0
Terreri (SJ)	2	118:53	1	6	1	0	3.03	39	846	0-2-0
SAN JOSE TOTALS	2	120:00	1	7	1	0	3.50	40	825	0-2-0


POWER PLAY GOALS: PITTSBURGH (0 for 8)
SAN JOSE (0 for 5)

THIS SEASON'S SCHEDULE

Oct. 22	at San Jose	10:30
Apr. 1	at Pittsburgh	7:00

(All Times Pittsburgh Time)

LIGHTNING



Location: Ice Palace, 401 Channelside Dr., Tampa, FL 33602

Founded: 1990

Owner: Takashi Okubo

President: Saburo "Steve" Oto

General Manager: Phil Esposito

Head Coach: Terry Crisp

NHL Career Record (Seasons):

140-197-43 (5)

Assistant Coach: Rick Paterson

Vice President, Communications:

Gerry Helper

Director of Publications/Corporate

Public Relations: Jay Preble

Media Information Manager:

John Sternal

Head Trainer: Dennis Brogna

Arena (Capacity): Ice Palace (19,758)

General Office Phone: (813) 229-2658

Press Box Phone: (813) 307-5840

FAX Phone: (813) 229-3350

Starting Times of Games:

Night: 7:35 pm / Day: 3:05 pm

Team Colors:

Black, Blue, Silver and White

Radio: WDAE 1250 AM and Lightning

Radio Network

Commercial TV: WTTA TV 38

Cable TV: Sunshine Network



YEAR	TOTAL	HOME	ROAD	GF-GA
1992-93	1-0-1	0-0-1	1-0-0	8-7
1993-94	3-1-0	2-0-0	1-1-0	18-10
1994-95	2-1-0	1-1-0	1-0-0	13-10
1995-96	3-1-0	2-0-0	1-1-0	18-9
1996-97	1-2-1	1-1-0	0-1-1	18-16
TOTAL	10-5-2	6-2-1	4-3-1	75-52

All-Time NHL Record: 140-197-43

1996-97 Record: 32-40-10

1996-97 Finish: 8th (Atlantic Division)

1997 Playoff Record: Did Not Qualify for Playoffs

1996-97 Top Scorer: Chris Gratton (30-32-62)

Stanley Cup Titles: None

All-Time Tampa Bay Scorer vs Pittsburgh: Brian Bradley (16gp, 6-9-15)

All-Time Pittsburgh Scorer vs Tampa Bay: Mario Lemieux (10gp, 7-18-25)

Longest Tampa Bay Win Streak vs Pittsburgh:

1, Oct. 14, 1993; Feb. 24, 1995; Jan. 31, 1996; Oct. 5, 1996; Apr. 10, 1997

Longest Pittsburgh Win Streak vs Tampa Bay: 5, Dec. 11, 1993-Feb. 4, 1995

Longest Tampa Bay Undefeated Streak vs Pittsburgh:

2, Oct. 5, 1996-Nov. 8, 1996 (1-0-1)

Longest Pittsburgh Undefeated Streak vs Tampa Bay:

5, Dec. 11, 1993-Feb. 4, 1995 (5-0-0)

Last Pittsburgh Win at Home: Jan. 4, 1997 (7-3) (0-0-0 since last win)

Last Tampa Bay Win at Home: Apr. 10, 1997 (4-3) (0-0-0 since last win)

Last Pittsburgh Win at Tampa Bay: Dec. 3, 1995 (5-4) (0-1-1 since last win)

Last Tampa Bay Win at Pittsburgh: Oct. 5, 1996 (4-3 OT) (0-1-0 since last win)

Most Goals by Pittsburgh vs Tampa Bay: 10, Nov. 1, 1995 (P, 10-0)

Most Goals by Tampa Bay vs Pittsburgh: 5, Nov. 8, 1996 (5-5)

Most Goals by Both Teams: 11, Dec. 21, 1993 (P, 8-3)

Last Pittsburgh Shutout vs Tampa Bay: Nov. 1, 1995 (10-0) - Ken Wregget

Last Tampa Bay Shutout vs Pittsburgh: None

Last Pittsburgh Hat Trick vs Tampa Bay: None

Last Tampa Bay Hat Trick vs Pittsburgh: Nov. 8, 1996 - Dino Ciccarelli

Last Pittsburgh Trade with Tampa Bay:

Mar. 22, 1993, Peter Taglianetti to Pittsburgh for 1993 Third Round Draft Choice

Overtime Record vs Pittsburgh: 1-0-2

PITTSBURGH VS TAMPA BAY

THE OPPONENTS

PERIOD	GP	W	L	OT	P/P	GF	GA	PTS	SHG	PEN	PPM
PITTSBURGH	4	1	2	1	3	18	16	6-15	0	27	79
TAMPA BAY	4	2	1	1	5	16	18	6-21	0	23	49

AT PITTSBURGH (16-40)

Oct. 5	TAMPA BAY (PUPPA)	4	at	Pittsburgh (Barrasso)	3
Nov. 8	Pittsburgh (Wregget)	5	at	Tampa Bay (Schwab)	5
Jan. 4	Tampa Bay (Tabaracci)	3	at	PITTSBURGH (LALIME)	7
Apr. 10	Pittsburgh (Lalime)	3	at	TAMPA BAY (PUPPA)	4

Wilkinson replaced Schwab at 23:25 on Nov. 8
Schwab replaced Tabaracci at 7:59 on Jan. 4
Schwab replaced Puppa at 40:00 on Apr. 10
* Burr scored at 1:37 of overtime on Oct. 5

AT TAMPA BAY (0-1-1)

WG - Hicks
WG - Ciccarelli

GOALS & SHOES BY PERIOD

	1ST	2ND	3RD	OT	TOTAL
PITTSBURGH	7-35	8-41	3-39	0-4	18-119
TAMPA BAY	6-54	3-51	6-47	1-4	16-156

PITTSBURGH	GP	G	A	PIS	PPM	SOB	±	TAMPA BAY	GP	G	A	PIS	PPM	SOB	±
Lemieux	4	4	6	10	2	16	+1	Ciccarelli	4	5	3	8	6	17	-1
Jagr	4	3	2	5	6	13	+3	Bradley	4	0	5	5	0	11	+1
Francis	4	2	3	5	0	9	+4	Cullen	3	2	2	4	0	3	-1
Nedved	4	3	1	4	2	12	+1	Gratton	4	2	2	4	4	15	-4
Woolley	2	1	2	3	0	5	+4	Burr	4	1	3	4	4	8	+1
Sandstrom	3	1	2	3	2	7	-1	Zamuner	4	2	1	3	4	12	+1
Hatcher	4	1	2	3	2	12	-1	Hamrik	4	0	3	3	2	11	+1
Olausson	2	0	3	3	2	2	+3	Bannister	2	1	0	1	0	6	-3
Daigneault	2	1	1	2	2	2	+2	Ysebaert	2	1	0	1	0	7	-1
Murray	3	1	1	2	0	3	E	Langkow	3	1	0	1	0	3	+1
Olczyk	1	0	2	2	0	3	+2	Paulin	4	1	0	1	2	5	-2
Quinn	2	0	2	2	2	2	-1	Norton	1	0	1	1	5	1	-1
Hicks	2	1	0	1	5	5	E	Gavey	2	0	1	1	2	0	E
Barnes	2	0	1	1	2	4	E	Houlder	3	0	1	1	2	4	E
Dziedzic	2	0	1	1	2	3	+1	Selivanov	3	0	1	1	0	11	+1
Mironov	2	0	1	1	2	0	-3	Ulanov	3	0	1	1	4	6	-3
Mullen	3	0	1	1	0	5	-2	Cross	4	0	1	1	4	3	-1
Roche	3	0	1	1	15	2	-1	Bellows	1	0	0	0	0	5	-2
Barrasso	1	0	0	0	0	0	-	Huscroft	1	0	0	0	2	1	E
Bergkvist	1	0	0	0	0	0	-1	Myhras	1	0	0	0	0	1	+1
Johnson	1	0	0	0	0	3	-1	Tabaracci	1	0	0	0	0	0	-
Kasparaitis	1	0	0	0	2	1	E	D.Wilkinson	1	0	0	0	0	0	-
Klima	1	0	0	0	0	3	-1	Wolamin	1	0	0	0	2	1	-1
Morav	1	0	0	0	0	0	E	Poeschek	2	0	0	0	2	0	-3
Oksuta	1	0	0	0	2	0	+2	Puppa	2	0	0	0	0	0	-
Stojanov	1	0	0	0	2	0	+1	Shaw	2	0	0	0	4	3	-1
Vek	1	0	0	0	0	2	-1	Toms	2	0	0	0	0	5	-1
N.Wilkinson	1	0	0	0	2	0	+1	Wells	2	0	0	0	0	9	+1
Wregget	1	0	0	0	0	0	-	Andersson	3	0	0	0	0	4	-1
Antoski	2	0	0	0	4	0	+2	Schwab	3	0	0	0	0	0	-
Lalime	2	0	0	0	0	0	-	Wiemer	3	0	0	0	0	4	+1
Wright	2	0	0	0	15	1	-1								
Leroux	3	0	0	0	2	0	+1								
Tamer	3	0	0	0	2	2	-3								
Muni	4	0	0	0	2	1	E								
TOTAL	4		(18-32-50)			79	119	TOTAL	4		(16-25-41)		49	156	

GOALTENDERS	GP	MP	GF	GA	#IG	±	SV%	SHOTS	SVCT%	W/L
Lalime (P)	2	120:00	10	7	0	0	3.50	71	.901	1-1-0
Barrasso (P)	1	61:37	3	4	0	0	3.90	43	.907	0-1-0
Wregget (P)	1	65:00	5	5	0	0	4.52	42	.881	0-0-1
PITTSBURGH TOTAL	4	246:37	18	16	0	0	3.89	156	.897	1-2-1
Wilkinson (TB)	1	41:35	2	1	0	0	1.44	20	.950	0-0-1
Puppa (TB)	2	101:37	6	6	0	0	3.54	45	.867	1-0-0
Schwab (TB)	3	95:26	8	9	0	0	5.66	50	.820	1-1-0
Tabaracci (TB)	1	7:59	0	2	0	0	15.03	4	.500	0-0-0
TAMPA BAY TOTALS	4	246:37	16	18	0	0	4.38	119	.849	2-1-1

POWER PLAY GOALS: PITTSBURGH (6 for 15) - Lemieux - 3, Hatcher, Jagr, Woolley
TAMPA BAY (6 for 21) - Ciccarelli - 2, Bannister, Cullen, Gratton, Ysebaert
HAT TRICKS: TAMPA BAY (1) - Ciccarelli (Nov. 9)

THIS SEASON'S SCHEDULE

Oct. 17	at Tampa Bay	7:30	Apr. 4	at Tampa Bay	3:00
Dec. 16	at Pittsburgh	7:00	Apr. 15	at Pittsburgh	7:00

(All Times Pittsburgh Time)

TORONTO MAPLE LEAFS



Location: 60 Carlton St., Toronto,
Ontario M5B 1L1

Founded: 1927

Chairman of the Board/CEO: Steve A.
Stavro

Head Coach: Mike Murphy

NHL Career Record (Seasons): 50-82-
19 (3)

Assistant Coaches:

Mike Kitchen, Terry Simpson

Director of Business

Operations/Comm.:

Bob Stellick

Manager, Media Relations: Pat Park

Manager, Game Operations and Team

Services: Casey Vanden Heuvel

Head Athletic Therapist: Chris

Broadhurst

Arena (Capacity): Maple Leaf
Gardens (15,726)

General Office Phone: (416) 596-3095

Press Box Phone: (416) 977-1641 x
6261 or 6314

FAX Phone: (416) 977-5364

Starting Times of Games: 7:35 pm

Team Colors: Blue and White

Radio: Talk 640 AM

Commercial TV: CBC (Saturdays)

Cable TV: Global TV (Dec.-Apr.)

ONTV (Oct. and Nov.)



PITTSBURGH PENGUINS VS. TORONTO MAPLE LEAFS REGULAR SEASON

YEAR	TOTAL	HOME	ROAD	GF, GA
1967-68	2-1-1	1-0-1	1-1-0	9-14
1968-69	0-3-3	0-2-1	0-1-2	11-19
1969-70	2-2-2	1-0-2	1-2-0	14-19
1970-71	2-3-1	2-1-0	0-2-1	18-18
1971-72	2-4-0	1-2-0	1-2-0	13-14
1972-73	2-2-1	2-1-0	0-1-1	18-17
1973-74	1-3-1	0-2-0	1-1-1	13-20
1974-75	4-1-0	2-0-0	2-1-0	31-21
1975-76	4-1-0	3-0-0	1-1-0	32-18
1976-77	2-1-2	1-1-0	1-0-2	19-16
1977-78	3-2-0	1-2-0	2-0-0	17-22
1978-79	1-3-0	1-1-0	0-2-0	10-19
1979-80	2-2-0	1-1-0	1-1-0	18-20
1980-81	1-2-1	1-1-0	0-1-1	15-16
1981-82	0-1-2	0-1-1	0-0-1	10-12
1982-83	1-2-0	1-0-0	0-2-0	8-15
1983-84	1-1-1	1-1-0	0-0-1	8-7
1984-85	2-1-0	0-1-0	2-0-0	12-9
1985-86	3-0-0	2-0-0	1-0-0	18-9
1986-87	1-2-0	1-0-0	0-2-0	12-13
1987-88	2-1-0	1-1-0	1-0-0	9-9
1988-89	2-1-0	1-0-0	1-1-0	16-10
1989-90	1-2-0	1-1-0	0-1-0	17-21
1990-91	2-1-0	1-0-0	1-1-0	20-15
1991-92	2-1-0	2-0-0	0-1-0	22-8
1992-93	0-1-1	0-0-1	0-1-0	5-7
1993-94	0-1-1	0-1-0	0-0-1	6-8
1994-95	DID NOT PLAY			
1995-96	1-1-0	1-0-0	0-1-0	9-7
1996-97	2-0-0	1-0-0	1-0-0	12-8
TOTAL	48-46-17	30-20-6	18-26-11	422-411

All-Time NHL Record: 2129-2121-722

1996-97 Record: 30-44-8

1996-97 Finish: 6th (Central Division)

1997 Playoff Record: Did Not Qualify for Playoffs

1996-97 Top Scorer: Mats Sundin (41-53-94)

Stanley Cup Titles:

13 (1918, 1922, 1932, 1942, 1945, 1947-49, 1951, 1962-64 and 1967)

All-Time Toronto Scorer vs Pittsburgh: Darryl Sittler (53gp, 29-37-66)

All-Time Pittsburgh Scorer vs Toronto: Mario Lemieux (28gp, 27-35-62)

Longest Toronto Win Streak vs Pittsburgh: 4, Feb. 17, 1971-Dec. 28, 1971

Longest Pittsburgh Win Streak vs Toronto: 6, Dec. 30, 1974-Feb. 19, 1976

Longest Toronto Undeclared Streak vs Pittsburgh:

8, Jan. 13, 1968-Mar. 1, 1969 (4-0-4)

Longest Pittsburgh Undeclared Streak vs Toronto:

6, Dec. 30, 1974-Feb. 19, 1976 (6-0-0)

Last Pittsburgh Win at Home: Mar. 20, 1997 (6-3) (0-0-0 since last win)

Last Toronto Win at Home: Feb. 12, 1996 (4-1) (0-1-0 since last win)

Last Pittsburgh Win at Toronto: Dec. 23, 1996 (6-5) (0-0-0 since last win)

Last Toronto Win at Pittsburgh: Mar. 10, 1994 (4-2) (0-2-0 since last win)

Most Goals by Pittsburgh vs Toronto: 12, Dec. 26, 1997 (P, 12-1)

Most Goals by Toronto vs Pittsburgh: 9, Jan. 7, 1980 (T, 9-5)

Most Goals by Both Teams: 15, Feb. 21, 1991 (P, 11-4)

Last Pittsburgh Shutout vs Toronto: Dec. 8, 1970 (4-0) - Al Smith

Last Toronto Shutout vs Pittsburgh: Oct. 29, 1987 (4-0) - Allan Bester

Last Pittsburgh Hat Trick vs Toronto: Feb. 18, 1992 - Joe Mullen

Last Toronto Hat Trick vs Pittsburgh: Mar. 5, 1980 - Darryl Sittler

Last Pittsburgh Trade with Toronto: July 8, 1995, Dimitri Mironov and second

round draft choice in 1995 to Pittsburgh for Larry Murphy

Overtime Record vs Pittsburgh: 1-1-3

PITTSBURGH VS TORONTO

OPPONENT	GP	W	L	T	PTS	GF	GA	PIM	SOG	SV%	PIM
PITTSBURGH	2	2	0	0	4	12	8	4-10	0	15	36
TORONTO	2	0	2	0	0	8	12	1-10	0	16	56

AT PITTSBURGH (1-1-0)						AT TORONTO (1-0-0)					
Dec. 23	PITTSBURGH (WREGGET)	6	at	Toronto (Potvin)	5	WG - Woolley					
Mar. 20	Toronto (Cousineau)	3	at	PITTSBURGH (LALIME)	6	WG - Barnes					

GOALS & SHOTS BY PERIOD	1ST	2ND	3RD	OT	TOTAL
PITTSBURGH	2-18	5-30	5-28	---	12-76
TORONTO	4-28	1-23	3-33	---	8-84

PITTSBURGH	GP	G	A	PTS	PIM	SOG	±	TORONTO	GP	G	A	PTS	PIM	SOG	±
Jagr	1	2	3	5	2	7	E	Sundin	2	2	1	3	2	9	E
Lemieux	2	2	1	3	2	13	E	Gilmour	1	0	3	3	4	3	+1
Barnes	2	1	2	3	4	6	-2	Modin	2	2	0	2	0	4	E
Francis	2	1	2	3	2	6	-1	M.Johnson	1	1	1	2	0	7	+1
Hatcher	2	1	2	3	0	7	E	Sullivan	1	1	1	2	2	5	+1
Mullen	2	2	0	2	0	4	+2	Domi	2	1	1	2	20	1	-1
Christian	1	1	1	2	0	3	+2	Clark	1	0	2	2	0	3	+2
Hicks	1	0	2	2	0	2	+1	Yushekevich	2	0	2	2	0	7	E
G.Johnson	1	0	2	2	0	0	E	Hendrickson	2	1	0	1	0	3	E
Nedved	1	0	2	2	0	3	+1	Muller	1	0	1	1	0	4	+2
Moran	1	1	0	1	0	4	E	Murphy	1	0	1	1	0	6	E
Woolley	1	1	0	1	0	2	E	Macoun	2	0	1	1	2	3	-3
Kasparaitis	1	0	1	1	0	0	+1	Baker	1	0	0	0	0	0	+1
Sandstrom	1	0	1	1	0	1	+1	Convery	1	0	0	0	0	4	E
Olausson	2	0	1	1	4	4	+1	Cooper	1	0	0	0	2	1	+1
Roche	2	0	1	1	7	1	E	Cousineau	1	0	0	0	0	0	-
Daigneault	1	0	0	0	2	0	-1	Ellett	1	0	0	0	2	2	E
Dziedzic	1	0	0	0	0	0	E	Fairchild	1	0	0	0	0	1	-2
Lalime	1	0	0	0	0	0	-	Kypreos	1	0	0	0	5	0	E
Murray	1	0	0	0	0	0	-2	Martin	1	0	0	0	0	1	-1
Oksjuta	1	0	0	0	0	3	E	Pederson	1	0	0	0	0	2	+1
Olczyk	1	0	0	0	2	2	E	Potvin	1	0	0	0	0	0	-
Stojanov	1	0	0	0	4	1	E	Smith	1	0	0	0	4	1	-1
Tamer	1	0	0	0	0	4	+1	Wolantin	1	0	0	0	0	3	E
Wilkinson	1	0	0	0	0	1	+1	Berezin	2	0	0	0	0	4	-1
Wregget	1	0	0	0	0	0	-	Craig	2	0	0	0	2	6	E
Wright	1	0	0	0	0	2	-1	Warriner	2	0	0	0	0	3	-3
Leroux	2	0	0	0	5	0	+1	Zentler	2	0	0	0	11	1	E
Muni	2	0	0	0	2	0	-2								
TOTAL	2	(12-21-33)		36	76			TOTAL	2	(8-14-22)		56	84		

GOALTENDERS	GP	MP	GF	GA	ENG	SO	AVG	SHOTS	SVPCT	W-L-T
Lalime (P)	1	60:00	6	3	0	0	3.00	40	.925	1-0-0
Wregget (P)	1	60:00	6	5	0	0	5.00	44	.885	1-0-0
PITTSBURGH TOTAL	2	120:00	12	8	0	0	4.00	84	.905	2-0-0
Cousineau (T)	1	60:00	3	6	0	0	6.00	44	.864	0-1-0
Potvin (T)	1	59:10	5	6	0	0	6.08	32	.813	0-1-0
TORONTO TOTALS	2	120:00	8	12	0	0	6.00	76	.842	0-2-0

POWER PLAY GOALS: PITTSBURGH (4 for 10) - Barnes, Francis, Hatcher, Jagr
 TORONTO (1 for 10) - Sundin

THIS SEASON'S SCHEDULE		
Nov. 15	at Toronto	7:30
Mar. 2	at Pittsburgh	7:00
(All Times Pittsburgh Time)		

VANCOUVER CANUCKS



Location: 800 Griffiths Way,
Vancouver, B.C. V6B 6G1

Founded: 1970

Chairman and Governor:

John E. McCaw, Jr.

Vice Chairman, Alternate Governor:

Arthur R. Griffiths

President and General Manager:

Pat Quinn

Head Coach: Tom Renney

NHL Career Record (Seasons):

35-40-7 (1)

Assistant Coaches: Stan Smyl, Glen
Hanon and Terry Bangen

Manager, Media Relations:

Devin Smith

Assistant, Media Relations:

Chris Brumwell

Medical Trainer: Mike Burnstein

Arena (Capacity): General Motors
Place (18,422)

General Office Phone: (604) 899-4600

Press Box Phone: (604) 899-4993

FAX Phone: (604) 899-4640

Starting Times of Games:

M-F- 7:00; Sat.-Sun.-7:30

Team Colors: Deep Blue, Deep Red,
Sky Blue, and Silver

Radio: CKNW 980 AM

Commercial TV: BCTV (Channel 8)

Cable TV: None



PITTSBURGH PENGUINS VS VANCOUVER CANUCKS REGULAR SEASON

YEAR	TOTAL	HOME	ROAD	GF-GA
1970-71	4-1-1	3-0-0	1-1-1	24-15
1971-72	4-2-0	2-1-0	2-1-0	21-20
1972-73	3-2-0	2-1-0	1-1-0	18-14
1973-74	4-1-0	2-0-0	2-1-0	27-16
1974-75	3-1-0	2-0-0	1-1-0	18-15
1975-76	2-1-1	1-0-1	1-1-0	16-15
1976-77	2-1-1	1-0-1	1-1-0	16-10
1977-78	1-2-1	1-1-0	0-1-1	16-16
1978-79	3-1-0	1-1-0	2-0-0	24-16
1979-80	2-1-1	1-0-1	1-1-0	13-12
1980-81	0-3-1	0-1-1	0-2-0	13-23
1981-82	2-0-1	1-0-0	1-0-1	13-10
1982-83	1-2-0	1-1-0	0-1-0	10-17
1983-84	1-2-0	0-1-0	1-1-0	12-14
1984-85	2-1-0	2-0-0	0-1-0	17-14
1985-86	2-1-0	1-0-0	1-1-0	18-11
1986-87	1-0-2	0-0-2	1-0-0	11-5
1987-88	1-2-0	1-0-0	0-2-0	10-14
1988-89	2-1-0	1-1-0	1-0-0	14-12
1989-90	1-2-0	1-0-0	0-2-0	10-13
1990-91	1-1-1	1-0-1	0-1-0	9-7
1991-92	2-0-0	1-0-0	1-0-0	11-6
1992-93	2-0-0	1-0-0	1-0-0	10-3
1993-94	2-0-0	1-0-0	1-0-0	8-5
1994-95	DID NOT PLAY			
1995-96	2-0-0	1-0-0	1-0-0	15-9
1996-97	1-1-0	1-0-0	0-1-0	7-6
TOTAL	51-29-10	30-8-7	21-21-3	381-318

All-Time NHL Record: 780-1043-309

1996-97 Record: 35-40-7

1996-97 Finish: 4th (Pacific Division)

1997 Playoff Record: Did Not Qualify for Playoffs

1996-97 Top Scorer: Alexander Mogilny (31-42-73)

Stanley Cup Titles: None

All-Time Vancouver Scorer vs Pittsburgh: Don Lever (33gp, 17-17-34)

All-Time Pittsburgh Scorer vs Vancouver: Mario Lemieux (26gp, 25-34-58)

Longest Vancouver Win Streak vs Pittsburgh:

2, 5 times, last time - Jan. 7, 1989-Nov. 5, 1989

Longest Pittsburgh Win Streak vs Vancouver: 9, Mar. 5, 1991-Feb. 27, 1996

Longest Vancouver Undeclared Streak vs Pittsburgh:

4, Nov. 26, 1980-Mar. 17, 1981 (3-0-1)

Longest Pittsburgh Undeclared Streak vs Vancouver:

9, Mar. 5, 1991-Feb. 27, 1996 (9-0-0)

Last Pittsburgh Win at Home: Feb. 4, 1997 (6-4) (0-0-0 since last win)

Last Vancouver Win at Home: Oct. 26, 1996 (2-1) (0-0-0 since last win)

Last Pittsburgh Win at Vancouver: Feb. 27, 1996 (7-4) (0-1-0 since last win)

Last Vancouver Win at Pittsburgh: Jan. 7, 1989 (7-5) (0-7-1 since last win)

Most Goals by Pittsburgh vs Vancouver:

9, Oct. 6, 1976 (P, 9-5); Mar. 13, 1979 (P, 9-3); Feb. 15, 1986 (P, 9-4)

Most Goals by Vancouver vs Pittsburgh: 10, Dec. 19, 1980 (V, 10-4)

Most Goals by Both Teams: 14, four times, last time - Feb. 29, 1984 (V, 9-5)

Last Pittsburgh Shutout vs Vancouver:

Jan. 23, 1987 (6-0) - Gilles Meloche and Roberto Romano

Last Vancouver Shutout vs Pittsburgh: Feb. 17, 1988 (5-0) - Kirk McLean

Last Pittsburgh Hat Trick vs Vancouver: Jan. 23, 1987 - Mario Lemieux

Last Vancouver Hat Trick vs Pittsburgh: Jan. 7, 1989 - Tony Tanti

Last Pittsburgh Trade with Vancouver:

Mar. 20, 1996, Alek Stojanov to Pittsburgh for Markus Naslund

Overtime Record vs Pittsburgh: 0-0-3

PITTSBURGH VS VANCOUVER

1996-97	GP	W	L	T	PTS	GF	GA	PPG	SHG	PEN	PIM
PITTSBURGH	2	1	1	0	2	7	6	2-8	0	8	16
VANCOUVER	2	1	1	0	2	6	7	0-7	1	10	28

AT PITTSBURGH (1-0-0)						AT VANCOUVER (0-1-0)					
Oct. 26	Pittsburgh (Wregget)	1	at	VANCOUVER (HIRSCH)	2						
Feb. 4	Vancouver (McLean)	4	at	PITTSBURGH (LALIME)	6	WG - Ridley WG - Francis					

GOALS & SHOTS BY PERIOD	1ST	2ND	3RD	OT	TOTAL
PITTSBURGH	2-16	3-20	2-18	---	7-54
VANCOUVER	4-24	1-18	1-14	---	6-56

PITTSBURGH	GP	G	A	PTS	PIM	SOG	±	VANCOUVER	GP	G	A	PTS	PIM	SOG	±
Jagr	2	2	2	4	0	6	+1	Ridley	2	1	2	3	0	1	+2
Barnes	1	1	2	3	0	2	+2	Sillinger	2	2	0	2	0	3	+1
Francis	2	1	2	3	0	3	+1	Lumme	2	1	1	2	2	4	+1
Lemieux	2	1	1	2	0	6	E	Roberts	2	1	1	2	0	4	+1
Kasparaitis	1	0	2	2	0	0	+1	Mogilny	2	0	2	2	0	6	+2
Woolley	1	0	2	2	2	1	+1	Galinas	2	1	0	1	0	3	E
Dziedzic	2	1	0	1	0	3	+1	Babych	2	0	1	1	0	2	E
Mullen	2	1	0	1	0	1	+1	Courtneall	2	0	1	1	0	4	E
Nedved	2	0	1	1	2	5	-2	Hedican	2	0	1	1	4	4	+1
Hicks	1	0	0	0	2	2	-2	Linden	2	0	1	1	0	4	-1
Johnson	1	0	0	0	0	2	-2	Odjick	2	0	1	1	10	1	E
Klima	1	0	0	0	0	1	-1	Aucoin	1	0	0	0	0	0	-1
Lalime	1	0	0	0	0	0	-	Brashear	1	0	0	0	0	0	-1
Mironov	1	0	0	0	0	1	E	Crowder	1	0	0	0	0	0	E
Moran	1	0	0	0	0	1	+1	Hirsch	1	0	0	0	0	0	-
Murray	1	0	0	0	2	3	-1	McLean	1	0	0	0	0	0	-
Pitts	1	0	0	0	0	0	-1	Murzyn	1	0	0	0	0	1	+2
Stojanov	1	0	0	0	0	0	E	Rohlin	1	0	0	0	0	1	E
Tamer	1	0	0	0	0	3	-1	Tikkanen	1	0	0	0	6	2	E
Wregget	1	0	0	0	0	0	-	Welker	1	0	0	0	0	0	-1
Daigneault	2	0	0	0	2	1	E	Wotton	1	0	0	0	0	0	E
Hatcher	2	0	0	0	0	11	-1	Bure	2	0	0	0	2	8	-1
Leroux	2	0	0	0	0	0	E	Joseph	2	0	0	0	4	2	-1
Muni	2	0	0	0	2	0	-3	Naslund	2	0	0	0	0	6	-1
Roche	2	0	0	0	0	2	E								
Wright	2	0	0	0	2	0	E								
TOTAL	2	(7-12-19)		16	54			TOTAL	2	(6-11-17)		28	56		

GOALTENDERS	GP	MP	GF	GA	ENG	SO	AVG	SHOTS	SVPCT	W-L-T
Wregget (P)	1	58:58	1	2	0	0	2.04	26	.923	0-1-0
Lalime (P)	1	60:00	6	4	0	0	4.00	30	.867	1-0-0
PITTSBURGH TOTAL	2	120:00	7	6	0	0	3.00	56	.893	1-1-0

Hirsch (V)	1	60:00	2	1	0	0	1.00	27	.963	1-0-0
McLean (V)	1	59:05	4	5	1	0	5.08	26	.808	0-1-0
VANCOUVER TOTALS	2	120:00	6	7	1	0	3.50	54	.870	1-1-0

POWER PLAY GOALS: PITTSBURGH (2 for 8) - Barnes, Jagr

VANCOUVER (0 for 7)

SHORT-HANDED GOALS: VANCOUVER (1) - Sillinger


THIS SEASON'S SCHEDULE

Oct. 25 at Vancouver 10:30

Nov. 1 at Pittsburgh 7:00

(All Times Pittsburgh Time)

WASHINGTON CAPITALS



Location: US Airways Arena, 1 Harry S. Truman Drive, Landover, MD 20785
Founded: 1974
Chairman: Abe Pollin
Governor and President: Dick Patrick
General Manager: George McPhee
Head Coach: Ron Wilson
NHL Career Record (Seasons):
 120-145-31 (4)
Assistant Coaches:
 Tim Army and Tim Hunter

Vice President of Communications:
 Matt Williams

Director of Public Relations:
 Nancy Yasharoff

Assistant Public Relations Director:
 Bob Artman

Public Relations Assistant: Jesse Price
Communications Coordinator:

Julie Hensley
Head Trainer: Stan Wong

Arena (Capacity):
 USAirways Arena (18,130)

General Office Phone: (301) 386-7000
Press Box Phone: (301) 350-3400 x1750

FAX Phone: (301) 386-7012

Starting Times of Games: 7:35pm

Team Colors:
 Blue, Bronze, Black and White

Radio: WTEM 570-AM
Commercial TV: WBDC-50-television
Cable TV: Home Team Sports



PITTSBURGH PENGUINS vs WASHINGTON CAPITALS REGULAR SEASON

YEAR	TOTAL	HOME	ROAD	GF-GA
1974-75	5-1-0	3-0-0	2-1-0	36-13
1975-76	4-1-1	2-1-0	2-0-1	36-23
1976-77	1-4-1	1-2-0	0-2-1	16-22
1977-78	1-4-1	0-2-1	1-2-0	15-20
1978-79	4-3-1	2-1-1	2-2-0	32-28
1979-80	3-1-0	2-0-0	1-1-0	16-10
1980-81	2-1-1	0-1-1	2-0-0	18-14
1981-82	5-2-1	2-1-1	3-1-0	40-33
1982-83	1-5-1	1-2-0	0-3-1	23-36
1983-84	1-6-0	0-4-0	1-2-0	12-28
1984-85	0-6-1	0-2-1	0-4-0	20-44
1985-86	1-6-0	1-3-0	0-3-0	22-27
1986-87	4-3-0	3-0-0	1-3-0	30-26
1987-88	5-1-1	3-0-1	2-1-0	32-23
1988-89	4-3-0	2-1-0	2-2-0	31-35
1989-90	5-2-0	3-1-0	2-1-0	34-28
1990-91	4-2-1	2-1-0	2-1-1	29-26
1991-92	2-5-0	1-2-0	1-3-0	21-35
1992-93	5-1-1	3-0-0	2-1-1	32-22
1993-94	1-2-1	1-1-0	0-1-1	14-18
1994-95	2-2-0	1-1-0	1-1-0	10-11
1995-96	3-1-0	2-0-0	1-1-0	12-8
1996-97	3-1-0	2-0-0	1-1-0	14-11
TOTAL	66-63-12	37-26-6	29-37-6	545-541

All-Time NHL Record: 757-829-234
1996-97 Record: 33-40-9
1996-97 Finish: 5th (Atlantic Division)
1997 Playoff Record: Did Not Qualify for Playoffs
1996-97 Top Scorer: Adam Oates (22-60-82)
Stanley Cup Titles: None
All-Time Washington Scorer vs Pittsburgh: Mike Gartner (60gp, 39-36-75)
All-Time Pittsburgh Scorer vs Washington: Mario Lemieux (55gp, 47-45-92)
Longest Washington Win Streak vs Pittsburgh: 9, Dec. 2, 1984-Nov. 20, 1985
Longest Pittsburgh Win Streak vs Washington: 7, Feb. 2, 1988-Nov. 30, 1988
Longest Washington Undeclared Streak vs Pittsburgh:
 16, Oct. 25, 1963-Nov. 20-1985 (15-0-1)
Longest Pittsburgh Undeclared Streak vs Washington:
 7, Feb. 2, 1988-Nov. 30, 1988 (7-0-0)
Last Pittsburgh Win at Home: Dec. 30, 1996 (5-3) (0-0-0 since last win)
Last Washington Win at Home: Nov. 1, 1996 (4-2) (0-1-0 since last win)
Last Pittsburgh Win at Washington: Dec. 6, 1996 (5-3) (0-0-0 since last win)
Last Washington Win at Pittsburgh: Apr. 22, 1995 (2-1) (0-4-0 since last win)
Most Goals by Pittsburgh vs Washington: 12, Mar. 15, 1975 (P, 12-1)
Most Goals by Washington vs Pittsburgh:
 9, Mar. 1, 1984 (W, 9-1); Dec. 2, 1984 (W, 9-1)
Most Goals by Both Teams: 15, Oct. 11, 1988 (P, 8-7)
Last Pittsburgh Shutout vs Washington: Nov. 18, 1995 (3-0) - Ken Wregget
Last Washington Shutout vs Pittsburgh: Oct. 23, 1991 (8-0) - Don Baupre
Last Pittsburgh Hat Trick vs Washington: Mar. 18, 1993 - Mario Lemieux (4)
Last Washington Hat Trick vs Pittsburgh: Nov. 1, 1996 - Joe Juneau
Last Pittsburgh Trade with Washington:
 Mar. 12, 1985, Jim McGeough to Pittsburgh for Mark Taylor
Overtime Record vs Pittsburgh: 2-5-5

PITTSBURGH VS WASHINGTON

1996-97	GP	W	L	T	PTS	GF	GA	PPG	SHG	PEN	PIM
PITTSBURGH	4	3	1	0	6	14	11	4-21	0	30	88
WASHINGTON	4	1	3	0	2	11	14	3-14	2	35	81

AT PITTSBURGH (2-0-0)

Oct. 19	Washington (Carey)	1	at	PITTSBURGH (WREGGET)	2
Nov. 1	Pittsburgh (Barrasso)	2	at	WASHINGTON (KOLZIG)	4
Dec. 6	PITTSBURGH (WREGGET)	5	at	Washington (Kolzig)	3
Dec. 30	Washington (Kolzig)	3	at	PITTSBURGH (LALIME)	5

AT WASHINGTON (1-1-0)

WG - Francis
WG - Juneau
WG - Nedved
WG - Mullen

Lalime replaced Wregget at 20:00 on Dec. 6

GOALS & SHOTS BY PERIOD

	1ST	2ND	3RD	OT	TOTAL
PITTSBURGH	3-37	4-44	7-37	---	14-118
WASHINGTON	6-47	2-26	3-38	---	11-111

PITTSBURGH	GP	G	A	PTS	PIM	SOG	±	WASHINGTON	GP	G	A	PTS	PIM	SOG	±
Jagr	4	4	2	6	14	16	E	Juneau	3	4	0	4	2	6	+1
Lemieux	4	4	1	5	4	12	E	Bondra	3	1	2	3	10	9	E
Nedved	4	1	2	3	4	9	+1	Alison	4	0	3	3	0	9	+1
Daigneault	3	0	3	3	0	6	+1	Konowalchuk	4	0	3	3	0	8	+2
Stojanow	3	0	3	3	20	0	+3	Hunter	4	2	0	2	4	6	E
Hatcher	4	0	3	3	4	14	-3	Cote	2	1	1	2	0	4	E
Sandstrom	2	2	0	2	2	5	+3	Pivonka	2	0	2	2	2	1	-1
Francis	4	2	0	2	0	10	-3	Housley	4	0	2	2	2	6	-1
Mullen	2	1	1	2	0	4	+4	Miller	4	0	2	2	0	3	+1
Klima	1	0	2	2	0	3	-1	Nikolishin	2	1	0	1	0	4	-4
Barnes	2	0	2	2	2	4	E	Gonchar	3	1	0	1	0	6	+1
A.Johansson	1	0	1	1	2	3	-1	C.Johansson	3	1	0	1	0	9	+2
Hicks	2	0	1	1	2	1	-1	Carey	1	0	0	0	0	0	-
Olausson	2	0	1	1	2	3	+5	Carter	1	0	0	0	0	4	E
Leroux	4	0	1	1	4	0	+2	Zednik	1	0	0	0	0	1	-1
Muni	4	0	1	1	0	2	+2	Brunette	2	0	0	0	2	1	E
Barrasso	1	0	0	0	0	0	-	Jones	2	0	0	0	0	3	E
Moran	1	0	0	0	0	2	E	Kaminski	2	0	0	0	2	1	E
Patterson	1	0	0	0	0	0	E	Krygier	2	0	0	0	2	6	-3
Kasparaitis	2	0	0	0	0	1	E	Simon	2	0	0	0	2	1	-3
Lalime	2	0	0	0	0	0	-	Witt	2	0	0	0	14	1	E
Mironov	2	0	0	0	6	4	-1	Kolzig	3	0	0	0	0	0	-
Quinn	2	0	0	0	0	1	E	Berube	4	0	0	0	11	4	E
Tamer	2	0	0	0	18	1	-1	Eagles	4	0	0	0	4	1	-1
Woolley	2	0	0	0	2	1	+1	Klee	4	0	0	0	6	5	-2
Wregget	2	0	0	0	0	0	-	Reekie	4	0	0	0	8	4	-4
Dzedzic	3	0	0	0	2	1	E	Tinordi	4	0	0	0	6	8	-1
Wright	3	0	0	0	0	2	E	Bench					4		
Murray	4	0	0	0	0	10	-1								
Roche	4	0	0	0	0	3	+1								
TOTAL	4	(14-21-38)			88	118		TOTAL	4	(11-15-26)			81	111	

GOALTENDERS

	GP	MP	GF	GA	ENG	SO	AVG	SHOTS	SVPCT	W-L-T
Wregget (P)	2	80:00	2	3	0	0	2.25	31	.903	1-0-0
Lalime (P)	2	100:00	10	4	0	0	2.40	45	.911	2-0-0
Barrasso (P)	1	58:23	2	4	0	0	4.11	35	.886	0-1-0
PITTSBURGH TOTAL	4	240:00	14	11	0	0	2.75	111	.891	3-1-0
Carey (W)	1	59:04	1	2	0	0	2.03	19	.895	0-1-0
Kolzig (W)	3	177:19	10	11	1	0	3.72	98	.889	1-2-0
WASHINGTON TOTALS	4	240:00	11	14	1	0	3.50	118	.881	1-3-0

POWER PLAY GOALS: PITTSBURGH (4 for 21) - Jagr - 3, Lemieux
 WASHINGTON (3 for 14) - Juneau - 2, C. Johansson
 SHORT-HANDED GOALS: WASHINGTON (2) - Bondra, Juneau
 HAT TRICKS: WASHINGTON (1) - Juneau (Nov. 1)

THIS SEASON'S SCHEDULE

Nov. 12	at Pittsburgh	7:00
Dec. 26	at Washington	7:00
Jan. 28	at Washington	7:00
Feb. 4	at Pittsburgh	7:00

(All Times Pittsburgh Time)

CAREER SCORING RECORD OF PITTSBURGH PENGUINS

(Of players who played against Pittsburgh in 1996-97)

OPPONENT PLAYER	TEAM(S)	GP	G	A	TP	PPM	OPPONENT PLAYER	TEAM(S)	GP	G	A	TP	PPM
ADAMS, Greg	NJ, Van, Dal.	36	10	12	22	7	CRAYNE, Murray	Det., Phil., Hfd., Van., Chi.	55	21	30	51	47
ALBELIN, Tommy	Que., NJ, Cgy.	40	2	12	14	39	CREIGHTON, Adam	Buf., Chi., NYI, TB	15	6	7	13	48
ALFREDSSON, Deriel	Det.	12	3	3	6	6	CROSS, Cory	TB	12	0	2	2	12
ALLISON, Jason	Bos., Wash.	7	1	5	6	2	CROWDER, Trey	NJ, LA, Van.	6	0	1	1	9
AMONTE, Tony	NYI, Chi.	27	9	16	14	0	CULLEN, John	Hfd., TB	13	8	7	15	22
ANDERSON, Mikael	Buf., Hfd., TB	22	2	6	8	0	CUMMARE, Jassen	PHI	5	0	1	1	4
ANDERSSON, Niklas	NYI	6	2	3	5	0	CUMMINGS, Jim	Phi., TB, Chi.	3	1	1	2	6
ANDREYCHUK, Derek	Buf., Tor., NJ	39	18	27	45	40	CUMNEYWORTH, Randy	Buf., Wpg., Hfd., Det.	30	7	5	12	106
ARMSTRONG, Dave	NYI	4	0	0	0	2	CZERKAWSKI, Mariusz	Bos., Edm.	9	5	5	10	0
ARNOTT, Jason	Edm.	6	2	4	6	8	DANIELS, Scott	Hfd., Phi.	8	1	1	2	34
AUCOIN, Adrian	Van.	2	0	1	1	0	DAZE, Eric	Chi.	3	1	3	4	0
AUDETTE, Donald	Buf.	24	6	3	9	8	DAHLEH, Ulf	NYR, Min., Dal., SJ, Chi.	23	9	9	18	29
BABYCH, Dave	Wpg., Hfd., Van.	33	4	17	21	43	DANDENAU, Mathieu	Det.	1	0	0	0	2
BAKER, Jamie	Que., Ont., SJ, Tor.	10	0	3	3	12	DAMPHOUSE, Vincent	Tor., Edm., MIJ	41	14	28	42	36
BANNISTER, Drew	TB	2	1	0	1	0	DANEKO, Ker-	NJ	65	3	6	9	182
BARNABY, Matthew	Buf.	16	3	4	7	54	DANIEL, Alexander	Ont.	19	1	11	14	0
BARON, Murray	SJ, MIJ	11	0	1	1	20	DASILE, Andrew	Chi.	6	0	2	2	2
BASSEN, Bob	NYI, Chi., S.L., Que., Dal.	32	4	2	6	24	DANIELS, Jeff	Ont.	1	0	0	0	0
BALMGARTNER, Ken	LA, NYI, Tor., Ana.	22	0	1	1	71	DAVE, Jason	Buf.	15	1	3	4	4
BEDDOES, Clayton	Bos.	4	0	0	0	7	DEAN, Kevin	NJ	6	0	0	0	6
BEERS, Bob	Bos., TB, Edm., NYI	13	1	5	6	8	DEADMARSH, Adam	Que., Col.	8	4	3	7	11
BELANGER, Ken	NYI	2	0	0	0	21	DeBRUSK, Louis	Edm.	5	0	0	0	29
BELLOWS, Brian	Min., MtI., TB, Ana.	45	18	17	35	25	DESJARDINS, Eric	Md., Phi.	29	5	18	23	32
BERARD, Bryan	NYI	4	1	3	4	2	DEVRIES, Greg	Edm.	1	0	1	1	0
BEREZIN, Sergej	Tor.	2	0	0	0	0	DIDUCK, Gerald	NYI, MtI., Van., Hfd.	42	3	10	13	103
BERG, Aki	LA	3	0	0	0	4	DIMAIQ, Rob	NYI, TB, Phi., Bos.	17	3	2	5	6
BERG, Anders	NYI, Tor., NYI	25	4	5	13	14	DINEEN, Shawn	Hfd., Phi.	38	10	18	28	111
BEREVIN, Marc	Chi., NYI, Hfd., TB, Det., S.L.	35	2	7	9	52	DOAN, Kevin	Wpg., Phi.	3	0	0	0	7
BERTUZZI, Todd	NYI	6	2	5	7	2	DOLLAS, Bobby	Wpg., Det., Ana.	10	0	3	3	27
BERUBE, Craig	Phi., Tor., Cgy., Wash.	37	4	1	5	71	DOMATO, Ted	Bos.	23	10	10	20	12
BEUKEDONK, Jeff	Edm., NYR	35	0	7	7	129	DOMENICHELLI, Hnat	Hfd.	1	0	0	0	7
BICANEK, Radim	Det.	2	0	0	0	0	DOMI, Tie	NYR, Wpg., Tor.	14	1	2	3	80
BLACK, James	Chi.	2	0	0	0	0	DONOVAN, Shean	SJ	4	0	0	0	6
BLAKE, Rob	LA	12	2	5	7	6	DRAKE, Dallas	Det., Wpg., Phi.	7	1	3	4	0
BODGER, Doug	Buf., SJ	26	2	18	20	24	DRAPER, Kris	Det.	4	0	0	0	4
BONDRA, Peter	Wash.	33	10	1	21	30	DRURY, Bruce	NJ, NYR	7	0	46	53	40
BONK, Radek	MIJ	1	5	7	12	0	DRUCE, John	Wash., Wpg., LA, Tor.	28	8	11	19	26
BORDELEAU, Sebastian	MIJ	3	1	2	1	0	DRURY, Ted	Hfd., Det., Ana.	8	0	1	1	8
BOUCHARD, Joel	Cgy.	2	0	1	1	0	DUBE, Christian	NYR	2	1	0	1	2
BOUCHER, Philippe	Buf., LA	6	0	2	2	2	DVORAK, Radek	Phi.	8	2	2	4	0
BOUGHNER, Ray	Buf.	7	0	1	1	18	DYKHIUS, Karl	Phi.	9	1	0	1	12
BOURQUE, Bob	Bos.	10	9	61	60	44	EAGLES, Mike	Que., Chi., Dpp., Wash.	30	2	3	5	37
BOWEN, Jason	Phi.	5	0	0	0	8	EAKINS, Dallas	Phi., NYR	2	0	0	0	2
BRADLEY, Brian	Cgy., Van., Tor., TB	30	9	16	25	22	EASTWOOD, Mike	Tor., Wpg., Phi., NYR	5	2	0	2	2
BRASHEAR, Donald	MtI., Van.	6	0	0	0	11	ELIAS, Patrik	NJ	1	0	0	0	0
BRIND'AMOUR, Rod	SJ, L., Phi.	35	16	27	43	23	ELK, Todd	LA, Min., Edm., SJ, Bos.	17	6	11	11	8
BRISBODD, Patrice	MtI.	18	1	13	26	6	ELM, Dave	Wpg., Tor., NJ	32	2	13	15	11
BROWN, Brad	MtI.	1	0	0	0	0	EMERSON, Nielson	S.L., Wpg., Hfd.	16	4	9	13	7
BROWN, Curtis	MtI.	2	0	0	0	4	FAIRCHILD, Kelly	Tor.	1	0	0	0	0
BROWN, Kevin	Hfd.	1	0	0	0	0	FALLDON, Pat	SJ, Phi.	14	3	6	9	0
BROTEN, Neal	Min., Dal., NJ	37	11	23	34	24	FEATHERSTONE, Glen	S.L., Bos., Hfd.	17	0	2	2	31
BRUNET, Benoit	MIJ	12	2	5	7	2	FEDOROV, Sergei	Det.	14	11	9	20	13
BRUNETTE, Andrew	Wash.	3	0	0	0	2	FERRARO, Chr s	NYR	1	0	0	0	0
BRYAN, Sergei	NJ	6	2	1	3	6	FERRARO, Ray	Hfd., NYI, NYR, LA	42	17	20	37	54
BUCHBERGER, Kelly	Edm.	18	2	1	3	28	FETISOV, Viacheslav	NJ, Det.	35	3	12	15	67
BURE, Pavel	Van.	8	6	0	6	2	FINLEY, Jeff	NYI, Phi., Wpg., Phn.	12	0	0	0	6
BURE, Pavel	MtI.	2	3	4	7	0	FITZGERALD, Tom	Que., NYR	28	2	8	8	49
BUREAU, Marc	Cgy., Min., TB, MIJ	20	2	4	6	13	FLEURY, Patrick	NYI, Phi.	33	9	9	13	19
BURR, Shawn	Det., TB	29	5	13	18	42	FLEURY, Theoren	NYR	60	20	36	56	74
BURRIDGE, Randy	Bos., Wash., Buf.	34	15	14	29	32	FLOTE, Adam	Cgy.	17	10	18	28	22
BURT, Adam	Hfd.	27	2	6	6	59	FORSBERG, Peter	Que., Col.	15	2	2	3	33
BYLSMA, Dan	LA	2	0	0	0	0	FRIESEN, Jeff	Que., Col.	7	3	7	10	8
CAIRNS, Eric	NYR	1	0	0	0	0	GALLEY, Garry	LA, Wash., Bos., Phi., Buf.	50	6	27	33	77
CAOUN, Jan	SJ	1	0	0	0	0	GAGNER, Dave	NYR, Min., Dal., Tor., Cgy.	27	12	15	24	26
CAMPBELL, Jim	S.L.	2	1	0	1	0	GARDNER, Bruce	Det.	6	0	0	0	19
CARBONNEAU, Guy	Min., Dal.	38	14	17	31	24	SARAPANOV, Johan	SJ, Phi.	13	3	19	13	0
CARKNER, Terry	NYR, Que., Phi., Det., Phi.	46	3	16	19	110	GARTNER, Mike	Wash., Min., NYR, Tor., Cgy.	92	55	45	100	112
CARNEY, Keith	Buf.	6	1	1	2	6	GAVEY, Aaron	TB, Cgy.	7	0	1	1	6
CARPENTER, Bob	Wash., NYR, LA, Bos., NJ	70	22	34	56	58	GELINAS, Martin	Edm., Que., Van.	19	5	4	9	4
CARTER, Anson	Wash., Bos.	3	1	0	1	0	GILCHRIST, Brent	MtI., Edm., Dal.	17	2	2	4	8
CASSELLS, Andrew	MtI., Hfd.	28	3	23	26	15	GILL, Todd	Tor., SJ	18	1	6	7	31
CHAMBERS, Shawn	Min., Wash., TB, NJ	25	1	10	11	32	GILMOUR, Craig	S.L., Cgy., Tor., NJ	34	15	28	43	32
CHASSE, Kelly	S.L., Hfd.	11	0	2	2	37	GLYN, Bryan	Cgy., Min., Edm., Det., Hfd.	17	1	4	5	30
CHASSE, Denis	S.L., Wpg., Det.	4	1	0	1	12	GOBYNYUK, Alexander	Tor., Cgy., Phi., Hfd.	12	0	1	1	9
CHASSLOS, Chris	MtI., Chi.	29	6	21	27	66	GONCHAR, Sergei	Wash.	10	3	2	5	2
CHASSON, Steve	Det., Cgy., Hfd.	21	4	11	15	36	GONIAU, Daniel	NYR	2	1	0	1	0
CHORSKE, Tom	MtI., NJ, Det.	39	2	6	8	10	GRANATO, Tony	NYR, LA, SJ	22	17	9	26	30
CHURLA, Shane	Hfd., Cgy., Min., Det., NYR	19	1	2	34	0	GRATTON, Chris	NYR, TB	15	3	4	7	13
CHYNOWETH, Dean	NYI	15	1	0	1	23	GRAVES, Adam	Det., Edm., NYR	39	14	15	29	78
CHYZOVSKI, Dave	NYI, Chi.	2	0	0	0	0	GREEN, Travis	NYI	19	6	8	14	18
CICCARELLI, Dmo	Min., Wash., Det., TB	53	28	28	56	56	GRETZKY, Wayne	Edm., LA, S.L., NYR	49	43	75	118	14
CICCONI, Enrico	Wash., TB, Chi.	9	0	2	2	31	GRIER, Mike	Edm.	2	0	1	1	0
CLARK, Wendel	Tor., Que.	19	9	10	19	53	GRIMSON, Stu	Chi., Ana., Det.	13	0	0	0	19
COFFEY, Paul	Edm., LA, Det., Hfd., Phi.	30	9	22	21	18	BRONMAN, Thomas	Chi.	1	0	0	0	0
CONROY, Craig	MtI., S.L.	3	0	0	0	0	BROSEK, Michael	Buf.	8	1	0	1	10
COOPER, Brandon	Tor.	1	0	0	0	0	GUERIN, Bill	NYI	21	6	12	18	34
CORSET, Bob	Col.	3	0	0	0	2	GUSAROV, Alexei	Que., Col.	19	1	5	6	12
CORKUM, Bob	Buf., Ana., Phi., Phi.	12	1	1	2	14	GUSTAFSSON, Per	Phi.	3	0	0	0	0
CORSON, Suzanne	MtI., Edm., S.L.	27	8	12	20	33	HALLER, Kevin	Buf., MtI., Phi., Hfd.	17	0	4	4	18
COTE, Sylvain	Hfd., Wash.	40	4	7	11	28	HAMRLIK, Roman	TB	14	2	5	7	16
COURTNAI, Geoff	Bos., Wash., S.L., Van.	35	15	21	36	65	HANNAN, Dave	Edm., Tor., Buf., Det.	28	6	8	14	12
COURTNAI, Russ	Tor., MtI., Min., Dal., Van., NYR	32	17	17	32	24	HARKINS, Brett	Bos.	4	0	2	2	0
CRAIG, Mike	Min., Dal., Tor.	11	1	3	4	10	HARVEY, Todd	Dal.	4	0	3	3	0

THE OPPONENTS: CAREER SCORING

OPPONENT PLAYER	TEAM(S)	GP	G	A	TP	PIM	OPPONENT PLAYER	TEAM(S)	GP	G	A	TP	PIM
HATCHER, Derian	Min, Dal.	9	1	4	5	12	LIDSTER, Doug	Van, NYR	31	5	14	19	17
HAWERCHUK, Dale	Wpg., Buf., S.L., Phi.	46	27	25	52	28	LIDSTROM, Niklas	Det.	11	1	5	6	0
HAWGOOD, Greg	SJ	2	0	0	0	0	LINDEN, Trevor	Van.	19	3	8	11	18
HEDICAN, Brent	S.L., Van.	6	1	1	2	4	LINDGREN, Mats	Edm.	1	0	1	1	0
HEINZE, Steve	Bos.	22	6	5	11	12	LINDROS, Eric	Phi.	14	7	9	16	10
HENDRICKSON, Darby	NYI, Tor.	6	1	0	1	11	LINDSAY, Bill	Que., Fla.	20	1	3	4	8
HILL, Sean	Ana., Ott.	23	1	3	4	18	LOWE, Kevin	NYR, Edm.	54	4	23	27	47
HUSKHO, Todd	Cgy.	2	0	0	0	0	LDWYR, Dave	Van, S.L., Fla.	26	3	5	8	44
HUGLUND, Jonas	Cgy.	2	0	1	0	0	LUDWIG, Craig	Mtl, NYI, Min, Dal.	34	9	7	20	20
HUGUE, Benoit	Buf., NYI, Tor, Dal.	31	9	18	27	43	LUMME, Jyrki	Mtl, Van.	18	3	11	14	10
HOLIK, Bobby	Hfd., N.J.	27	7	6	13	28	MacINNIS, Al	Cgy., S.L.	31	6	25	31	54
HOLLAND, Jason	NYI	1	0	1	0	0	MACIVER, Norm	NYR, Hfd., Edm., Ott., Wpg.	18	3	9	12	14
HOLMSTROM, Tomas	Det.	2	0	0	0	2	MacLEAN, John	NJ	23	12	5	17	18
HOLZINGER, Brian	Hfd., NYI	10	2	1	3	12	MACOUN, Jamie	Cgy., Tor.	29	1	16	17	28
HOUDA, Doug	Det., Buf., Hfd., NYI	19	0	3	3	30	MacTAVISH, Craig	Bos., Edm., Phi., S.L.	43	12	26	21	48
HOUE, Eric	Mtl.	2	0	0	0	2	MALAKHOV, Vladimir	NYI, Mtl.	23	4	13	17	18
HOUSLEY, Mike	Que., Fla.	27	5	9	14	8	MALIK, Marek	Hfd.	4	0	0	0	2
HOUSLEY, Phil	Buf., Wpg., S.L., Cgy., Wsh.	40	12	24	36	12	MALIKO, Dean	Bos.	2	0	0	0	2
HULL, Brent	Cgy., S.L.	23	14	19	33	10	MALLETTE, Troy	NYR, Edm., N.J., Ott.	30	6	4	10	69
HULL, Jody	Ott.	19	3	3	8	2	MALTBY Kirk	Edm.	2	0	0	0	0
HULSE, Gale	Cgy.	2	0	0	0	2	MANDERVILLE, Kent	Tor., Edm., Hfd.	6	0	0	0	0
HUNTER, Dale	Que., Wsh.	79	24	44	68	250	MANSON, Duane	Chi., Edm., Wpg.	21	3	7	10	85
HUNTER, Tim	Cgy, Que., Van., SJ	22	5	2	7	66	MARCHANT, Todd	Edm.	5	0	0	0	2
HUSCROFT, Jamie	NJ, Bos., Cgy., TB	12	0	1	1	12	MARCHMENT, Bryan	Wpg., Chi., Hfd., Edm.	12	3	2	5	38
IARFATE, Al	Tor., Wsh., Bos., SJ	40	12	19	31	53	MARSHALL, Grant	Dal.	3	0	0	0	0
IGINIA, Jarome	Cgy.	2	1	1	2	0	MARSHALL, Jason	Ana.	2	0	0	0	2
JANNNEY, Craig	Bos., S.L., Phi.	17	3	15	18	4	MARTIN, Matt	Tor.	2	0	0	0	2
JAKSENS, Mark	Hfd.	21	0	5	5	31	MATTEAU, Stephane	Cgy., Chi., NYR, S.L.	16	4	3	7	20
JOHANSSON, Calle	Buf., Wsh.	47	6	16	22	18	MATVICHUK, Richard	Dal.	0	0	0	0	2
JOHANSON, Craig	S.L., LA	2	0	0	0	2	MAY Brad	Buf.	23	5	2	8	102
JOHNSON, Jim	Min., Dal., Wsh., Phi.	17	0	5	5	30	McAMMOND, Dean	Edm.	5	3	3	8	0
JOHNSON, Marc	LA	1	0	0	0	5	McCABE, Bryan	NYI	8	2	1	3	14
JOHNSON, Mike	Tor.	1	1	1	2	0	McCARTY, Derran	Ott.	4	2	1	3	0
JOMPPE, J.F.	Ana.	2	0	0	0	2	McCLEARY, Trent	Ott., Bos.	10	1	0	1	2
JONES, Keith	Wsh., Col.	19	2	7	9	33	McEACHERN, Shawn	LA, Bos., Ott.	12	4	5	9	8
JOHNSON, Kenny	Tor., NYI	7	0	7	7	2	McGILLIS, Daniel	Edm.	1	0	0	0	2
JOSEPH, Chris	Edm., TB, Van.	9	1	3	4	8	McINNIS, Marie	NYI	20	5	6	11	6
JOVANOVSKI, Ed	Fla.	7	1	4	7	8	McKay, Randy	Det., NJ	30	2	2	4	38
JUNEAU, Joe	Bos., Wsh.	19	6	11	17	8	McKEE, Jay	Buf.	3	0	0	0	7
KAMENSKY, Valeri	Que., Col.	13	5	12	17	8	McKENNA, Steve	LA	1	0	0	0	2
KAMINSKI, Kevin	Wsh.	4	0	1	1	13	McKENZIE, Jim	Hfd., Dal., Wpg.	12	2	0	2	48
KAPANEN, Sami	Hfd.	6	2	2	4	0	McLAREN, Kyle	Bos.	3	0	0	0	4
KARVA, Paul	Ana.	4	3	5	8	0	McSORLEY, Marty	Edm., LA, NYR, SJ	25	4	7	11	42
KARPA, Dave	Que., Ana.	10	1	2	3	41	McTAVISH, Dale	Cgy.	1	0	0	0	0
KARPOV, Valeri	Ana.	2	1	0	1	10	MELLANBY, Scott	Phi., Edm., Fla.	50	16	20	36	70
KARPQVIST, Alexander	NYI	12	1	8	9	8	MESSIER, Mark	Edm., NYR	63	27	65	92	129
KEANE, Mike	Man., Col.	27	9	8	17	28	MILLEN, Carey	NYR, LA, N.J., Dal., Cgy.	14	5	4	9	10
KEZCZER, Dan	Cgy., Hfd., Dal.	6	0	0	0	2	MILLER, Kewei	NYR, Det., S.L., SJ, Chi.	16	6	5	19	10
KENNEDY, Sheldon	Det., Cgy., Bos.	11	2	4	16	0	MIRONOV, Dmitri	Tor., Ana.	5	2	2	4	4
KHRISTICH, Dmitri	Wsh., LA	28	9	15	24	8	MIRONOV, Boris	Wpg., Edm.	7	0	2	2	12
KING, Derek	NYI, Hfd.	45	19	23	42	26	MODANO, Mike	Min., Dal.	14	5	9	17	6
KING, Kris	Det., NYR, Wpg., Phi.	30	2	3	5	115	MODIN, Fredrik	Tor.	2	2	0	2	0
KLATT, Brent	Min., Dal., Phil.	10	5	5	10	2	MOGER, Sandy	Bos.	8	2	3	5	0
KLEE, Ken	Wsh.	10	3	0	3	12	MOGILNY, Alexander	Buf., Van.	21	11	12	23	24
KLEMM, John	Col.	4	0	2	2	4	MOMESSO, Sergio	Mtl, Van., Tor., NYR, S.L.	25	2	12	14	49
KOJUR, Joey	NYR, Det.	24	1	2	3	81	MOORE, Barne	Buf.	2	0	0	0	2
KOJVI, Saku	Mtl.	8	6	7	13	2	MOORE, Jay	SJ, NYR, Phi.	9	1	2	3	22
KONDORALCHUK, Steve	Wsh.	15	2	5	7	22	MORALEJ, Elyan	Chi.	2	1	3	4	0
KONSTANTINOV, Vladimir	Phi.	11	4	0	0	20	MULLER, Keith	Wsh.	68	26	4	27	114
KORDIC, Dan	S.L., Wpg.	8	0	0	0	15	MULLER, Kirk	NJ, Mtl, NYI, Tor., Fla.	88	26	4	27	114
KOROLEV, Igor	Phi., Wpg.	8	0	1	1	6	MURPHY, Gord	Phi., Bos., Fla.	44	12	19	27	48
KOVALENKO, Andrei	Que., Col., Mtl., Edm.	17	7	12	19	20	MURPHY, Joe	Det., Edm., Chi., S.L.	19	4	11	15	27
KOVALEV, Alexi	NYR	17	7	6	13	18	MURPHY, Larry	LA, Wsh., Min., Tor.	56	17	44	61	34
KOZLOV, Viktor	SJ	3	2	1	3	0	MURRAY, Chris	Mtl.	8	0	1	1	9
KOZLOV, Vyacheslav	Det.	6	3	2	5	4	MURRAY, Glen	Bos., LA	12	0	0	0	7
KRAVCHUK, Igor	Chi., Edm., S.L.	9	0	4	4	0	MURRAY, Rem	Edm.	2	0	1	1	0
KROUPA, Vlasimil	SJ	2	0	0	1	0	MURZY, Dana	Hfd., Cal., Van.	16	0	1	1	51
KRYVOROSOV, Sergei	Chi.	3	0	1	0	0	MUSIL, Frank	Min., Cgy., Ott.	29	1	5	6	53
KRUPP, Uwe	Buf., NYI, Que., Col.	34	4	8	12	38	MYHRE, Brent	TB	1	0	0	0	0
KRUSE, Paul	Cgy., NYI	10	1	1	2	20	MYNOLD, Anders	Bos.	1	0	0	0	0
KRYGIER, Todd	Hfd., Ana., Wsh.	24	5	7	12	85	MYNOLD, Markus	Van.	2	0	0	0	0
KURRI, Jari	Edm., LA, Ana.	42	19	25	44	12	NAZAROV, Andrei	SJ	2	0	0	0	0
KYPREOS, Nick	Hfd., NYR, Tor.	14	0	1	1	20	NECKAR, Stanislav	Ott.	12	1	2	3	8
LaCHANCE, Scott	Min., NYR, Phi.	18	1	4	5	15	NEMCHINOV, Sergei	Buf.	29	10	10	20	6
LACHOIX, Daniel	Bos., NYR, Phi.	8	1	1	2	20	NEMIROVSKY, David	Fla.	2	0	1	1	2
LACROIX, Eric	LA, Col.	4	0	1	1	0	NICHOLLS, Bernie	LA, NYR, Edm., N.J., SJ	39	25	27	52	38
LaFAYETTE, Nathan	NYR, LA	2	0	0	0	0	NIEDERMAYER, Rob	Fla.	16	6	6	12	20
LaFontaine, Pat	NYI, Buf.	64	36	37	73	30	NIEDERMAYER, Scott	NJ	21	1	10	11	10
LAKOVIC, Sasha	Cgy.	1	0	0	0	2	NIJUNEN, Joe	Cgy., Dal.	19	9	19	8	8
LALOR, Mike	Dal.	3	0	0	0	2	NINIMAA, Jarmo	Phi.	4	0	4	2	0
LAMBERT, Denny	Ana., Ott.	8	0	4	4	11	NIKOLISHIN, Andrei	Hfd., Wsh.	10	2	7	9	10
LANGDON, Darren	NYR	8	1	0	1	31	NOLAN, Owen	Que., Col, SJ	18	9	10	19	15
LANGENBRUNNER, Jamie	Ott.	3	1	0	1	4	NOONAN, Brian	Chi., S.L., NYR	18	2	5	7	10
LANGKOW, Gaymond	TB	3	1	0	1	0	NORTON, Jeff	NYI, S.J., Edm., TB	33	5	20	25	32
LAPERIERE, Ian	NYR, LA	2	0	0	0	2	NOROSTROM, Mattias	NYR, LA	3	0	0	0	0
LAPORTE, Claude	Que., Cgy., NYI	18	6	8	14	16	NUMMINEN, Teppo	Wpg., Phi.	17	1	3	4	4
LAPONTE, Martin	Bec.	3	0	0	0	2	NUMMINEN, Kai	LA	2	0	0	0	0
LARONDI, Igor	Van., SJ, Det.	15	4	9	13	4	OATES, Adam	Det., S.L., Bos.	39	10	39	49	8
LAUKKANEN, Janne	Que., Ott.	8	0	2	4	0	OBELIN, Lyle	Mtl, NYI	27	1	8	9	38
LAUS, Paul	Phi.	12	0	2	2	49	ODGERS, Jeff	SJ, Bos.	12	0	0	0	23
LeCLAIR, John	Mtl, Phi.	20	9	9	17	12	OBJICK, Gino	LA	11	0	2	2	56
LEDYARD, Grant	NYR, LA, Wsh., Buf., Dal.	34	2	9	11	35	O'DONNELL, Sean	S.L., Ott.	3	0	2	2	0
LEETCH, Brian	NYR	43	11	47	38	25	OLSSON, Christopher	Hfd.	10	5	2	7	6
LEFBVRE, Sylvain	Mtl, Tor., Que., Col.	19	1	9	10	10	O'NEILL, Jeff	Cgy., Phi.	31	9	8	17	72
LEHTINEN, Jere	Dal.	3	0	0	0	0	OZOLINSKIS, Sandis	SJ, Col.	5	0	4	4	4
LEHMI, Claude	Mtl., N.J., Col.	44	20	20	40	60	PALFFY, Zigmund	NYI	8	7	15	4	4
LESCHYSKYN, Curtis	Que., Col., Hfd.	26	2	7	9	31							

THE OPPONENTS: CAREER SCORING

PANDOLFO, Jay	NJ	3	0	0	0	0
PATRICK, James	NYR, Hhd., Cgy	65	7	39	46	59
PAYNE, Daws	Bos.	1	0	0	0	0
PEARSON, Rob	Tor., Wash, S.L.L.	8	1	2	3	25
PECA, Michael	Buf.	9	3	0	3	17
PEDERSON, Denis	NJ	3	0	0	0	7
PEDERSON, Tom	SJ, Tor.	5	0	0	0	10
PELLERIN, Scott	NJ, S.L.L.	7	0	3	3	10
PELUSO, Mike	Chi., Ott., NJ, S.L.L.	14	0	3	3	29
PETIT, Michel	Van., NYR, Que., Tor, Cgy, LA, Edm.	36	4	11	15	59
PERREAULT, Yanic	LA	3	1	0	1	0
PERSSON, Ricard	S.L.L.	1	0	0	0	0
PILON, Richard	Ott.	3	1	0	1	17
PITLUK, Lance	Ott.	9	0	1	1	22
PKONKA, Michal	Wsh.	58	15	30	35	39
PLANTE, Dan	Buf.	7	0	0	0	10
PLANTE, Derek	Buf.	22	7	12	19	5
PODEIN, Shion	Edm., Phi.	14	1	5	6	8
PODOLLAN, Jason	Fla.	1	0	0	0	0
POESCHKE, Rudy	NYR, TB	19	1	2	3	53
POPOVIC, Peter	Mil.	16	0	1	1	4
POULIN, Patrick	Hhd., Chi., TB	11	3	0	3	4
PRIMEAU, Keith	Det., Hhd.	14	2	2	4	32
PRIMEAU, Wayne	Buf.	5	0	0	0	0
PROBERT, Bob	Ott., Chi.	16	3	6	9	42
PROBST, Chris	Hhd., S.L.L.	2	0	0	2	0
PROSVAL, Vaclav	Phi.	1	2	0	2	0
PUSHOR, Janie	Det.	2	0	2	2	0
QUINTAL, Stephane	Bos., S.L.L., Wpg., Atl.	21	0	3	3	17
RACINE, Yves	Det., Phi., Mil., Mtl.	14	1	4	5	17
RAGNARSSON, Marcus	SJ	3	0	0	0	0
RANHEIM, Paul	Cgy., Hhd.	21	4	4	8	6
RAY, Rob	Buf.	29	2	4	6	83
RECCHI, Mark	Phi., Mtl.	27	11	17	28	16
REDDEN, Wade	Ott.	6	1	1	2	7
REID, Jason	Buf., NYI, TB, Wsh.	33	7	3	5	39
REICHEL, Robert	NJ	11	6	0	13	4
REID, Dave	Tor., Bos., Dal.	33	7	11	18	14
RENBURG, Mikael	Phi.	13	6	6	12	14
RICCI, Mike	Phi., Que., Col.	27	8	10	18	32
RICE, Steven	Edm., Hhd.	16	4	4	8	12
RICHARDSON, Luko	Tor., Edm.	18	0	2	2	23
RICHER, Stephane	NJ, Mtl.	46	17	15	32	18
RIGHTER, Barry	Bos.	2	1	1	2	0
RIDLEY, Mike	NYR, Wsh., Van.	62	33	43	76	37
RINET, Greg	Ott.	3	0	0	1	0
ROBERTS, David	Buf.	7	0	1	2	0
ROBITAILLE, Luc	LA, NYR	29	15	31	46	8
ROENICK, Jeremy	Chi., Phi.	17	8	13	19	28
ROHLIN, Leaf	Van.	3	0	1	1	0
ROHLOFF, Jon	Bos.	12	0	4	4	14
ROLSTON, Brian	NJ	10	0	2	2	4
RONAN, Ed	Mtl., Buf.	9	0	0	0	6
RONNING, Cliff	S.L.L., Van., Phi.	17	5	8	13	2
ROSE, Bob	Min., Wsh., Tor., Det.	37	1	9	10	36
ROY, Andre	Bos.	4	0	0	0	0
ROY, Jean-Yves	NYR, Bos.	4	0	1	2	0
RUCCHIN, Steve	Ana.	3	1	3	4	0
RUCINSKY, Martin	Que., Mtl.	19	6	8	14	12
RUCHEL, Warren	LA, Col., Ana.	6	1	1	2	15
SACCD, Joe	Tor., Ana.	9	3	3	6	6
SAKIC, Joe	Que., Col.	27	19	25	44	10
SALEI, Ruslan	Ana.	2	0	0	0	0
SAMUELSSON, Ulf	Hhd., NYR	25	1	7	18	42
SANDERSON, Geoff	Hhd.	25	14	10	24	4
SANDSTROM, Tomas	NYR, LA, Det.	46	21	31	52	90
SARAJEV, Yves	Mtl., Cgy, Col.	3	0	0	0	0
SATAN, Miroslav	Edm.	4	4	1	5	0
SAVAGE, Brian	Mtl.	13	3	1	4	0
SAVARO, Denis	MIL, TB, Chi.	47	21	37	58	81
SELANNE, Teemu	Wpg., Ana.	4	2	3	7	2
SELIVANDY, Alexandor	TB	9	2	3	5	4
SEMCENOV, Anatoli	Edm., TB, Ana., Phi., Buf.	14	3	5	8	2
SEVERY, Brent	Fla., NYI, Chi.	7	0	0	0	19
SHALYBIN, Yevgeny	Bos.	1	0	0	0	0
SHANAHAN, Brendan	N.J. S.L.L., Hhd., Det.	35	18	15	33	88
SHANKO, Brian	Buf., Wpg., Phi.	11	6	1	7	27
SHANNON, Darryl	Tor., Wpg., Buf.	12	0	2	2	12
SHANTZ, Jeff	Chi.	6	3	2	5	2
SHAW, David	Que., NYR, Edm., Min., Bos.	46	6	12	18	64
SHEPPARD, Ray	Buf., NYR, Det., S.J., Fla.	20	10	13	23	4
SILLINGER, Mike	Det., Ana., Van.	8	2	5	7	4
SIMON, Chris	Que., Col., Wsh.	10	0	2	2	29
SIMPSON, Reid	NJ	5	0	0	0	5
SIMPSON, Todd	Cgy.	2	0	1	1	0
SLANEY, John	Wsh., LA	3	1	2	2	0
SMEHLIK, Richard	Buf.	20	8	9	16	0
SMITH, Jason	NJ, Tor.	8	0	0	0	10
SMOLINSKI, Bryan	Bos., NYI	15	7	7	14	19
SMYTH, Brad	Fla., LA	3	1	1	2	2
SMYTH, Ryan	Edm.	3	2	1	3	2
STAIGS, Steve	Bos.	2	0	1	1	2
STAPLETON, Mike	Chi., Edm., Wpg., Phi.	10	1	3	4	19
STERN, Ronnie	Van., Cgy.	13	1	1	2	60
STEVENS, Kevin	Bos., LA	4	0	1	1	8
STEVENS, Scott	Wsh., S.L.L., NJ	86	17	42	60	274
STEVENSON, Turner	Mtl.	14	4	1	5	15
STILLMAN, Cory	Cgy.	3	1	2	3	0
STUMPEL, Jozsef	Bos.	17	4	10	14	10
SULLIVAN, Mike	SJ, Cgy.	9	0	1	1	0
SULLIVAN, Steve	NJ, Tor.	3	2	2	3	0
SUNDBLOM, Mats	Que., Tor.	18	16	14	30	10
SUNDSTROM, Niklas	NYR	8	3	8	0	0
SUTER, Gary	Cgy, Chi.	25	6	11	17	18
SUTTER, Brent	NYI, Chi.	72	25	39	64	125
SUTTER, Ron	Phi., S.L.L., Que., NYI, Bos., S.J.	54	21	19	40	76
SVEHLA, Robert	Fla.	9	0	7	7	20
SVOBODA, Petr	Mtl., Buf., Phi.	38	3	20	23	61
SWEENEY, Dan	Bos.	30	2	11	13	31
SWEENEY, Tim	Ana., Bos.	7	3	1	4	4
SVOR, Darryl	LA, Dal.	6	1	4	5	6
SVOKO, Michael	SJ, Chi.	5	0	2	4	0
THERIEN, Chris	Phi.	11	2	1	3	16
THOMAS, Steve	Tor., Chi., NYI, NJ	38	17	17	24	59
THORNTON, Scott	Tor., Edm., Mtl.	11	2	3	5	27
TIKKANEN, Esa	Edm., Van., NYR	29	8	14	22	46
TIMANDER, Matias	Bos.	2	0	0	0	0
TINORDI, Mark	NYR, Min., Dal., Wsh., TB	26	0	5	5	26
TITOV, German	Cgy.	5	4	3	7	0
TKACHUK, Keith	Wpg., Phi.	8	4	2	5	16
TODD, Kevin	NJ, Edm., Chi., LA, Ana.	18	2	6	8	18
TOMS, Jeff	TB	2	0	0	0	0
TOSCANI, Nikolai	Buf.	5	0	2	4	0
TSYPLAKOV, Vladimir	LA	2	1	0	1	0
TUCKER, Darcy	Mil.	5	0	3	3	0
TURCOTTE, Darren	NYR, Hhd., Wpg., LA	36	16	18	34	20
TURGEON, Pierre	Buf., NYI, Mtl., S.L.L.	40	12	24	36	12
TYRDOVSKY, Oleg	Ana., Wpg., Phi.	6	0	4	4	0
TYST, Tony	Que., S.L.L.	7	0	0	0	43
ULANOV, Igor	Wpg., Wsh., Chi., TB	10	0	3	3	19
VAN ALLEN, Shaun	Ana., Ott.	9	1	2	3	4
VAN IMPE, Darren	Ana.	2	0	0	0	2
VARAD, Vadim	Buf.	2	0	0	0	0
VASILEVSKI, Aleksandar	S.L.L.	1	0	0	0	0
VERBEKE, Pat	NJ, Hhd., NYR, Dal.	64	25	36	60	23
VIAL, Dennis	Det., Ott.	9	0	0	0	18
VON STEFENELL, Phil	Bos., Ott.	2	0	0	0	0
VOPAT, Jan	LA	1	0	0	0	0
VOPAT, Roman	LA	1	1	0	1	0
VOROBEV, Vladimiri	NYR	1	1	1	2	0
WALKER, Scott	Van.	3	0	1	1	0
WARD, Aaron	Det.	2	0	1	1	0
WARD, Dixon	Van.	7	1	2	3	4
WARD, Ed	Cgy.	2	1	0	1	0
WARRENER, Rhett	Fla.	5	0	0	0	8
WARRINER, Todd	Tor.	3	0	0	0	2
WASHBURN, Steve	Fla.	2	0	1	1	0
WEBB, Steve	NYI	4	0	0	0	24
WEIGHT, Doug	NYR, Edm.	15	3	5	8	6
WEINRICH, Eric	NJ, Hhd., Chi.	25	4	8	12	34
WELLS, Chris	Fla.	2	0	0	0	2
WELLS, Jay	LA, Phi., Buf., NYR, S.L.L., TB	56	3	9	12	133
WESLEY, Glen	Bos., Hhd.	38	4	17	21	36
WHITNEY, Ray	SJ	5	1	2	3	2
WIEMER, Jason	TB	8	0	2	2	0
WILKIE, David	Mil.	4	1	0	1	2
WILSON, Landon	Bos.	3	3	1	4	0
WILSON, Mike	Buf.	10	1	0	1	4
WITT, Brendan	Wsh.	5	0	1	1	20
WOLANIN, Craig	NJ, Que., Col., TB, Tor.	37	0	7	7	41
WOOD, Dody	SJ	4	0	0	0	2
WOOD, Randy	Buf., Tor., NYI	44	11	12	23	37
WYTON, Mark	Van.	1	0	0	0	0
YASHIN, Alexei	Ott.	19	5	12	17	0
YAWNEY, Trent	Chi., Cgy., S.L.L.	17	1	4	5	6
YELLE, Stephane	Col.	4	0	0	0	2
YORK, Harry	S.L.L.	2	0	0	0	0
YORK, Jason	Ana., Ott.	8	1	2	3	4
YOUNG, Scott	Hhd., Que., Col.	24	10	19	25	8
YSEBAERT, Paul	NJ, Det., Wpg., TB	19	5	6	11	4
YUSHEVICH, Dimitri	Phi., Tor.	16	3	4	7	12
YZERMAN, Steve	Det.	33	15	29	44	12
ZARASANSKY, Ibor	S.L.L.	0	0	0	0	0
ZAMUNER, Rob	TB	16	6	4	10	10
ZEDNIK, Richard	Wsh.	1	0	0	0	0
ZELEPUKIN, Valeri	NJ	23	8	8	16	30
ZENT, Jason	Ott.	1	0	0	0	0
ZETTLER, Rob	Min., S.J., Phi., Tor.	14	0	2	2	42
ZEZEL, Peter	Phi., S.L.L., Wsh., Tor., NJ	41	9	26	35	21
ZHAMNOV, Alexei	Wpg., Chi.	8	1	3	4	4
ZHIFNIK, Alexei	LA, Buf.	18	2	9	11	24
ZHONTOK, Sergei	Bos., Ott.	6	1	0	1	0
ZMOLEK, Doug	SJ, LA	4	0	1	1	12
ZUBOV, Sergei	NYR, Dal.	13	2	9	11	7
ZUBRUS, Dainius	Phi.	3	0	2	2	2

CAREER GOALTENDING VS PITTSBURGH

(Active Opponent Goaltenders)

THE OPPONENTS: CAREER GOALTENDING

NAME	TEAM(S)	GP	MP	GA	SO	AVG	W-L-T
Belfour, Ed	Chi.	9	473	22	0	2.82	5-3-0
Bergeron, J.C.	TB, LA	6	304	29	0	5.72	1-5-0*
Billington, Craig	NJ, Ott., Bos., Col.	21	1102	74	1	4.03	6-10-2*
Brodeur, Martin	NJ	13	671	34	0	3.04	4-5-3*
Burke, Sean	NJ, Hfd.	30	1694	106	1	3.75	13-11-5*
Carey, Jim	Wsh., Bos.	9	539	22	0	2.45	3-6-0*
Casey, John	Min., St.L.	15	827	58	0	4.28	3-11-1*
Cousineau, Marcel	Tor.	1	60	6	0	6.00	0-1-0*
Dafoe, Byron	LA	3	123	6	0	2.93	1-1-0*
Dunham, Mike	NJ	2	70	2	0	1.71	1-0-0*
Essensa, Bob	Wpg., Edm.	10	563	29	1	3.09	3-5-0*
Fichaud, Eric	NYI	2	120	9	0	4.50	0-2-0*
Fiset, Stephane	Que., Col.	10	507	45	0	5.41	2-5-2
Fitzpatrick, Mark	LA, NYI, Fla.	18	978	65	0	3.99	7-9-1*
Fuhr, Grant	Edm., Tor., Buf., St.L.	21	1141	72	0	3.79	11-5-2*
Hackett, Jeff	NYI, S.J., Chi.	7	363	18	0	2.98	3-4-0*
Hasek, Dominik	Chi., Buf.	19	1088	55	0	3.03	7-10-2*
Hebert, Guy	St.L., Ana.	5	284	22	0	4.65	1-3-0
Hextall, Ron	Que., NYI, Phi.	35	1985	103	0	3.11	17-12-3*
Hirsch, Corey	NYR, Van.	2	100	6	0	3.60	1-1-0*
Hrudey, Keily	NYI, LA	35	2027	106	2	3.14	22-10-1
Irbe, Arturs	S.J., Dal.	7	358	27	0	4.53	1-3-2*
Joseph, Curtis	St.L., Edm.	10	533	32	0	3.60	4-4-2*
Khabibulin, Nikolai	Wpg., Pho.	4	211	15	0	4.27	0-3-1*
Kidd, Trevor	Cgy.	5	304	22	0	4.34	1-3-1*
Kolzig, Olaf	Wsh.	5	297	17	0	3.43	2-3-0*
McLean, Kirk	Van.	12	721	53	1	4.41	3-8-1*
Moog, Andy	Edm., Bos.	23	1335	86	0	4.25	12-8-2
Muzzatti, Jason	Hfd.	4	173	15	0	5.20	0-1-1*
O'Neil, Michael	Ana.	1	31	3	0	5.81	0-0-0*
Osgood, Chris	Det.	4	212	13	1	3.68	2-2-0
Potvin, Felix	Tor.	5	304	21	0	4.14	2-2-1*
Puppa, Darren	Buf., TB	18	873	56	0	3.85	6-6-1*
Ranford, Bill	Edm., Bos.	20	1143	82	0	4.30	12-8-0*
Rhodes, Damian	Tor., Ott.	7	304	24	0	4.74	2-4-1*
Richter, Mike	NYR	26	1420	90	1	3.80	10-13-1*
Roy, Patrick	Mtl., Col.	31	1800	76	0	2.53	18-8-4*
Salo, Tommy	NYI	3	179	7	0	2.35	2-1-0*
Schafer, Paxton	Bos.	1	0	0	0	0.00	0-0-0*
Schwab, Corey	TB	3	95	9	0	5.68	1-1-0*
Shields, Steve	Buf.	2	79	6	0	4.56	0-1-0*
Shtalenkov, Mikhail	Ana.	4	212	13	0	3.68	1-2-1*
Snow, Garth	Phi.	5	243	17	0	4.19	2-3-0*
Tabaracci, Rick	Wpg., Wsh., Cgy., TB	6	246	17	0	4.15	1-3-0*
Terreri, Chris	NJ, S.J.	26	1349	79	0	3.51	8-13-1*
Theodore, Jose	Mtl.	1	60	6	0	6.00	0-1-0*
Thibault, Jocelyn	Que., Col., Mtl.	15	826	45	1	3.27	9-2-3*
Trefilov, Andrei	Buf.	2	92	7	0	4.57	0-1-0*
Tugnutt, Ron	Que., Edm., Ott.	12	664	52	0	4.69	2-9-0*
Vanbiesbrouck, John	NYR, Fla.	52	2802	178	1	3.81	21-21-3*
Vernon, Mike	Cgy., Det.	18	1035	66	0	3.83	9-7-1*
Wilkinson, Derek	TB	1	42	1	0	1.43	0-0-1*

* Played against Pittsburgh in 1996-97



DUNC
McCALLUM

ALL-TIME ROSTER

HISTORY: ALL TIME ROSTER



**CHUCK
ARNASON**



**PAUL
BAXTER**



**BOB
BLACKBURN**

PLAYERS	SEASONS	POS./NUMBERS	GP	G	A	PTS	PIM	GP	G	A	PTS	PIM
AHOLA, Peter	1992-93	D - 6	22	0	1	1	14	-	-	-	-	-
AITKEN, Brad	1987-88/1990-91	LW - 17/35	11	1	2	3	25	-	-	-	-	-
ALLEN, Peter	1995-96	D - 38	8	0	0	0	8	-	-	-	-	-
ANDERSON, Russ	1976-82	D - 7	353	15	77	92	684	10	0	3	3	28
ANDREA, Paul	1967-69	RW - 22	91	18	27	45	4	-	-	-	-	-
ANDRUSAK, Greg	1993-96	D - 4/36/37	12	0	4	4	8	-	-	-	-	-
ANGOTTI, Lou	1968-69	C - 7	71	17	20	37	36	-	-	-	-	-
ANTOSKI, Shawn	1996-97	LW - 11	13	0	0	0	49	-	-	-	-	-
APPS, Syl	1970-78	C - 26	495	151	349	500	241	19	4	4	8	4
ARBOUR, John	1968-69	D - 3	17	0	2	2	35	-	-	-	-	-
ARNASON, Chuck	1973-76	RW - 9	149	47	42	89	32	9	2	4	6	4
AWREY, Don	1976-77	D - 24	79	1	12	13	40	3	0	1	1	0
BABYCH, Wayne	1984-86	RW - 10/26	67	20	34	54	76	-	-	-	-	-
BARNES, Stu*	1996-97	C - 14	62	17	22	39	16	5	0	1	1	0
BARRASSO, Tom*	1988-97	G - 31/35	334	0	26	26	211	83	0	7	7	32
BARRIE, Doug	1968-69	D - 23	8	1	1	2	8	-	-	-	-	-
BARRIE, Len	1994-96	C - 9	53	3	11	14	84	4	1	0	1	8
BASSEN, Hank	1967-68	G - 1	25	0	0	0	8	-	-	-	-	-
BATHGATE, Andy	1967-68/1970-71	RW - 9	150	35	68	103	89	-	-	-	-	-
BAXTER, Paul	1980-83	D - 4	202	25	69	94	851	10	0	1	1	42
BELANGER, Roger	1984-85	C - 24	44	3	5	8	32	-	-	-	-	-
BELLAND, Neil	1986-87	D - 22	3	0	1	1	0	-	-	-	-	-
BENNETT, Harvey	1974-75/1976-77	C - 28	32	3	3	6	53	-	-	-	-	-
BERANEK, Josef	1996-97	LW - 15	8	3	1	4	4	5	0	0	0	2
BEREHOWSKY, Drake	1994-96	D - 44/55	5	0	0	0	13	1	0	0	0	0
BERGERDN, Yves	1974-75	RW - 20/27	3	0	0	0	0	-	-	-	-	-
BERGKVIST, Stefan*	1995-97	D - 33/3	7	0	0	0	9	4	0	0	0	2
BEVERLEY, Nick	1973-74	D - 25	67	2	14	16	21	-	-	-	-	-
BIANCHIN, Wayne	1973-79	LW - 14	265	68	41	109	130	3	0	1	1	6
BIGNELL, Larry	1973-74	D - 23/24	20	0	3	3	2	3	0	0	0	2
BINKLEY, Les	1967-72	G - 30	196	0	1	1	2	7	0	0	0	0
BJUGSTAD, Scott	1988-89	RW - 27	24	3	0	3	4	-	-	-	-	-
BLACKBURN, Bob	1969-71	D - 4	124	8	12	20	105	7	0	0	0	4
BLADON, Tom	1978-80	D - 2	135	6	29	35	99	8	0	5	5	2
BLAISDELL, Mike	1985-87	RW - 26	76	16	15	31	38	-	-	-	-	-
BODGER, Doug	1984-89	D - 3/33	299	35	132	167	293	-	-	-	-	-
BOIVIN, Leo	1967-69	D - 2	114	14	26	40	100	-	-	-	-	-
BOURQUE, Phil	1983-84/1985-92	LW/D - 2/4/29	344	75	89	164	435	56	13	12	25	107
BOUTETTE, Pat	1981-85	LW - 15	247	65	109	174	548	5	3	1	4	8
BOYD, Randy	1981-84	D - 8	84	4	17	21	126	3	0	0	0	11

* Current Penguins

ALL-TIME ROSTER



**ROBIN
BURNS**



**COLIN
CAMPBELL**



**TODD
CHARLESWORTH**

HISTORY: ALL-TIME ROSTER

PLAYERS	SEASONS	POS/NUMBERS	GP	G	A	PTS	PIM	GP	G	A	PTS	PIM
BOYER, Wally	1968-72	C - 18	203	32	62	94	81	10	1	2	3	0
BRICKLEY, Andy	1963-85	LW - 23	95	25	35	60	19	-	-	-	-	-
BRIERE, Michel	1969-70	C - 21	76	12	32	44	20	10	5	3	8	17
BROWN, Andy	1972-74	G - 29/30	45	0	0	0	62	-	-	-	-	-
BROWN, Doug	1993-94	RW - 24	77	18	37	55	18	6	0	0	0	2
BROWN, Greg	1993-94	D - 34	36	3	8	11	28	6	0	1	1	4
BROWN, Rob	1987-91	RW - 44	224	112	143	255	307	11	5	3	8	22
BULLARD, Mike	1980-87	C - 22	382	186	175	361	388	9	4	4	8	4
BULLEY, Ted	1983-84	LW - 24	26	3	2	5	12	-	-	-	-	-
BURNS, Charlie	1968-69	C - 9	76	13	38	51	22	-	-	-	-	-
BURNS, Robin	1970-73	LW - 10/20/25	41	0	5	5	32	-	-	-	-	-
BURROWS, Dave	1971-78/1980-81	D - 4/8	573	24	108	132	301	20	1	3	4	16
BUSKAS, Rod	1982-89/1989-90	D - 7	431	16	48	64	959	10	0	0	0	23
CALLANDER, Jock	1987-90/1991-92	RW - 14/36	101	21	28	49	114	22	3	8	11	10
CAMPBELL, Colin	1974-76/1977-79	D - 6	243	14	52	66	517	19	2	7	9	51
CAPUANO, Dave	1989-90	RW - 15	6	0	0	0	2	-	-	-	-	-
CARDWELL, Steve	1970-73	LW - 15/20	53	9	11	20	35	4	0	0	0	2
CARLYLE, Randy	1978-84	D - 25	397	66	257	323	582	22	6	8	14	41
CARR, Gene	1977-78	C - 28	70	17	37	54	76	-	-	-	-	-
CASSIDY, Tom	1977-78	C - 11	26	3	4	7	15	-	-	-	-	-
CAUFIELD, Jay	1988-93	RW - 16	196	3	7	10	714	14	0	0	0	30
CHABOT, John	1984-87	C - 9	216	36	96	134	26	-	-	-	-	-
CHAPMAN, Blair	1976-80	RW - 9	227	48	51	99	71	10	2	1	3	9
CHARLESWORTH, Todd	1983-84/1985-88	D - 2/6/27/34	86	3	9	12	41	-	-	-	-	-
CHEVRIER, Alain	1989-90	G - 30	3	0	1	1	2	-	-	-	-	-
CHORNEY, Marc	1980-84	D - 16/24	139	5	18	23	151	7	0	1	1	2
CHRISTIAN, Jeff	1994-97	LW - 34/28/72	15	2	2	4	15	-	-	-	-	-
CHYCHRUN, Jeff	1991-93	D - 6	18	0	1	1	37	-	-	-	-	-
CLACKSON, Kim	1979-80	D - 6	45	0	3	3	166	3	0	0	0	37
COFFEY, Paul	1987-92	D - 77	331	108	332	440	573	23	4	22	26	37
CORRIGAN, Mike	1976-78	LW - 27	98	22	39	61	46	2	0	0	0	0
COSSETTE, Jacques	1975-76/1977-79	RW - 20/27	64	8	6	14	29	3	0	1	1	4
CROWDER, Bruce	1984-85	RW - 28	26	4	7	11	23	-	-	-	-	-
CULLEN, John	1988-91/1994-95	C - 11	262	88	184	272	399	20	3	8	11	36
CUNNEYNORTH, Randy	1985-89	LW - 15	295	101	115	216	513	11	3	5	8	26
DAHLOUIST, Chris	1985-91	D - 2/4	195	10	26	36	221	2	0	0	0	0
DAIGNEAULT, Jean-Jacques	1995-97	D - 36	66	6	17	23	59	17	1	9	10	36
DALEY, Joe	1968-70	G - 1	38	0	0	0	2	-	-	-	-	-
DANIELS, Jeff	1990-94	LW - 18/20	134	8	11	19	36	12	3	2	5	0
DAVIS, Kim	1977-81	LW - 16/22/30	34	5	7	12	47	4	0	0	0	0

ALL-TIME ROSTER

HISTORY: ALL TIME ROSTER



**STEVE
DURBANO**



**DARRYL
EDESTRAND**



**RON
FLOCKHART**

PLAYERS	SEASONS	POS/NUMBERS	GP	G	A	PTS	PIM	GP	G	A	PTS	PIM
DEA, Billy	1967-69	LW - 14	139	26	20	46	12	-	-	-	-	-
DeBENEDET, Nelson	1974-75	LW - 23	31	6	3	9	11	-	-	-	-	-
DeFAZIO, Dean	1983-84	LW - 12	22	0	2	2	28	-	-	-	-	-
DELORME, Gilbert	1989-90	D - 27	54	3	7	10	44	-	-	-	-	-
DeMARCO, Ab	1973-75	D - 5	42	9	13	22	8	-	-	-	-	-
DEPALMA, Larry	1993-94	LW - 12	6	1	0	1	5	1	0	0	0	0
DeROUVILLE, Philippe	1994-97	G - 30	3	0	0	0	0	-	-	-	-	-
DILLABOUGH, Bob	1967-69	LW - 15	61	7	12	19	20	-	-	-	-	-
DINEEN, Gord	1988-92	D - 5	117	2	10	12	173	11	0	2	2	8
DION, Michel	1981-86	G - 29	151	0	5	5	14	5	0	0	0	0
DOPSON, Rob	1993-94	G - 1	2	0	0	0	0	-	-	-	-	-
DUBERMAN, Justin	1993-94	RW - 37	4	0	0	0	0	-	-	-	-	-
DUGUAY, Ron	1985-87	RW - 10/35	53	11	20	31	36	-	-	-	-	-
DURBANO, Steve	1973-76	D - 7	66	4	23	27	309	-	-	-	-	-
DYKSTRA, Steve	1988-89	D - 22	65	1	6	7	126	1	0	0	0	2
DZIEDZIC, Joe*	1985-97	LW - 16	128	14	14	28	131	21	1	3	4	23
EDESTRAND, Darryl	1971-74	D - 25	158	25	47	72	140	4	0	2	2	0
EDUR, Tom	1977-78	D - 2	58	5	38	43	18	-	-	-	-	-
EDWARDS, Gary	1981-82	G - 30	6	0	0	0	2	-	-	-	-	-
EDWARDS, Marv	1968-69	G - 30	1	0	0	0	0	-	-	-	-	-
EDWARDS, Roy	1971-72	G - 1	15	0	1	1	0	-	-	-	-	-
ERICKSON, Bryan	1987-88	RW - 14	11	1	4	5	0	-	-	-	-	-
ERREY, Bob	1983-93	LW - 10/12	572	132	140	272	651	49	9	4	13	51
FÄUBERT, Mario	1974-78/1979-82	D - 5/24/28	231	21	90	111	222	10	2	2	4	6
FELTRIN, Tony	1980-83	D - 33	39	3	3	6	44	-	-	-	-	-
FERGUSON, George	1978-83	RW - 11	310	89	106	195	162	22	4	11	15	13
FITZGERALD, Rusty*	1994-96	LW - 34/52	25	2	2	4	12	5	0	0	0	4
FLESCH, John	1977-78	LW - 11	29	7	5	12	19	-	-	-	-	-
FLOCKHART, Ron	1983-85	C - 9	80	27	23	50	44	-	-	-	-	-
FOGARTY, Bryan	1992-93	D - 33	12	0	4	4	4	-	-	-	-	-
FONTSEYNE, Val	1967-72	LW - 8	349	39	82	121	4	14	0	2	2	2
FORD, Brian	1984-85	G - 31	8	0	0	0	0	-	-	-	-	-
FOSTER, Corey	1995-96	D - 4	11	2	2	4	2	3	0	0	0	4
FOX, Greg	1983-85	D - 2	75	4	10	14	92	-	-	-	-	-
FRANCIS, Ron*	1990-97	C - 9/10	452	139	387	526	390	91	31	63	94	65
FRAWLEY, Dan	1985-89	RW - 28	240	33	47	70	610	-	-	-	-	-
GANCHAR, Perry	1987-90	RW - 8	33	2	5	7	35	-	-	-	-	-
GARDNER, Paul	1980-84	C - 20/30	207	98	105	203	105	10	2	5	7	10
GARNER, Rob	1982-83	C - 24	1	0	0	0	0	-	-	-	-	-
GATZOS, Steve	1981-85	RW - 26/28	89	15	20	35	83	1	0	0	0	0

* Current Penguins

ALL-TIME ROSTER



**STAN
GILBERTSON**



**BRYAN
HEXTALL**



**WAYNE
HICKS**

PLAYERS	SEASONS	POS/NUMBERS	GP	G	A	PTS	PIM	GP	G	A	PTS	PIM
GEALE, Robert	1984-85	C - 28	1	0	0	0	2	-	-	-	-	-
GIFFIN, Lee	1986-88	RW - 11/17/34	27	1	3	4	9	-	-	-	-	-
GILBERT, Ed	1975-77	C - 23	45	1	1	2	0	-	-	-	-	-
GILBERTSON, Stan	1975-77	LW - 15	115	19	17	36	19	3	1	1	2	2
GILHEN, Randy	1989-91	C - 15/19	133	20	21	41	105	16	1	0	1	14
GLADNEY, Bob	1983-84	D - 33	13	1	5	6	2	-	-	-	-	-
GOERTZ, Dave	1987-88	D - 32	2	0	0	0	2	-	-	-	-	-
GOTAAS, Steve	1987-88	C - 16	36	5	6	11	45	-	-	-	-	-
GRAHAM, Pat	1981-83	LW - 24	62	7	13	20	71	4	0	0	0	2
GRUHL, Scott	1987-88	LW - 38	6	1	0	1	0	-	-	-	-	-
GUENETTE, Steve	1986-89	G - 1/30	32	0	1	1	2	-	-	-	-	-
HADFIELD, Vic	1974-77	LW - 11	163	61	79	140	118	10	5	2	7	11
HAKANSSON, Anders	1982-83	LW - 11	62	9	12	21	26	-	-	-	-	-
HAMILTON, Jim	1978-79/1984-85	LW - 13/23/28	95	14	18	32	26	6	3	0	3	0
HANNAN, Dave	1981-88/1988-90	C - 20/32	355	60	88	148	530	8	0	1	1	4
HARBARUK, Nick	1969-73	RW - 11	308	40	61	101	257	14	3	1	4	20
HARRIS, Billy	1960-69	C - 15	55	7	13	20	8	-	-	-	-	-
HARRISON, Paul	1981-82	G - 1	13	0	0	0	0	-	-	-	-	-
HATCHER, Kevin*	1996-97	D - 4	80	15	39	54	103	5	1	1	2	4
HAWGOOD, Greg	1994-95	D - 4	33	2	6	8	33	1	0	0	0	0
HERRON, Denis	1972-75/76-79/82-86	G - 1/29	290	0	6	6	67	10	0	0	0	5
HEXTALL, Bryan	1969-74	C - 7	335	71	115	186	498	14	0	3	3	43
HICKE, Billy	1971-72	RW - 9	12	2	0	2	6	-	-	-	-	-
HICKS, Alex*	1996-97	C - 33	55	5	15	20	76	5	0	1	1	2
HICKS, Wayne	1967-68	RW - 16	15	4	7	11	2	-	-	-	-	-
HILLIER, Randy	1984-91	D - 23/34	343	13	79	92	594	17	0	1	1	73
HDGANSOON, Paul	1970-71	G - 1	2	0	0	0	0	-	-	-	-	-
HOLLAND, Rob	1979-81	G - 1	44	0	0	0	2	-	-	-	-	-
HORTON, Tim	1971-72	D - 3/24	44	2	9	11	40	4	0	1	1	2
HOTHAM, Greg	1981-85	D - 6	170	11	63	74	118	5	0	3	3	6
HRDINA, Jiri	1990-92	C - 38	93	9	27	36	29	35	2	4	6	22
HRYNEWICH, Tim	1982-84	LW - 28	55	6	8	14	82	-	-	-	-	-
HUDSON, Lex	1978-79	D - 5	2	0	0	0	0	2	0	0	0	0
HUDSON, Mike	1994-95	C - 16	40	2	9	11	34	11	0	0	0	6
HUGHES, Pat	1979-81	RW - 24	134	28	23	51	239	5	0	0	0	21
HUNTER, Dave	1987-88	LW - 20	59	11	18	29	77	-	-	-	-	-
INGARFIELD, Earl	1967-69	C - 10	90	23	37	60	16	-	-	-	-	-
INNESS, Gary	1973-76	G - 29/30	100	0	2	2	4	9	0	0	0	2
JAGR, Jaromir*	1990-97	RW - 68	504	266	367	633	371	98	46	52	98	79
JAVANAINEN, Arto	1984-85	RW - 19	14	4	1	5	2	-	-	-	-	-

HISTORY: ALL TIME ROSTER



JIM JOHNSON



MARK JOHNSON



BOB KELLY

PLAYERS	SEASONS	POS./NUMBERS	GP	G	A	PTS	PIM	GP	G	A	PTS	PIM
JENNINGS, Grant	1990-95	D - 3	210	7	21	28	357	38	1	1	2	38
JOHANSSON, Andreas*	1996-97	C - 38	27	2	7	9	20	-	-	-	-	-
JOHNSON, Bob	1974-75	G - 1	12	0	0	0	6	-	-	-	-	-
JOHNSON, Greg*	1996-97	C - 20/9	32	7	9	16	14	5	1	0	1	2
JOHNSON, Jim	1985-91	D - 6	390	14	95	109	658	11	0	5	5	44
JOHNSON, Mark	1979-82	C - 9	136	23	39	62	84	10	4	3	7	6
JONATHAN, Stan	1982-83	LW - 9	19	0	3	3	13	-	-	-	-	-
JONES, Ron	1973-74	D - 6	25	0	3	3	15	-	-	-	-	-
JOSEPH, Chris	1987-88/1994-96	D - 22/23	120	10	28	38	129	25	2	1	3	20
KACHOWSKI, Mark	1987-90	LW - 26	64	6	5	11	209	-	-	-	-	-
KANNIEGISSER, Sheldon	1970-73	D - 6/16	75	2	6	8	76	-	-	-	-	-
KARABIN, Ladislav	1993-94	LW - 37	9	0	0	0	2	-	-	-	-	-
KASPARAITS, Olanus*	1996-97	D - 11	57	2	16	18	84	5	0	0	0	6
KEHDE, Rick	1974-85	RW - 8/17	722	312	324	636	88	37	4	17	21	2
KELLY, Bob	1973-77	LW - 22	250	69	85	154	462	15	6	3	9	23
KESSELL, Rick	1969-73	C - 14/15/23	83	2	18	20	4	-	-	-	-	-
KINDRACHUK, Orest	1978-81	C - 26	144	38	80	118	181	7	4	1	5	7
KLIMA, Petr	1996-97	RW - 85	9	1	3	4	4	-	-	-	-	-
KONIK, George	1967-68	D - 18	52	7	8	15	26	-	-	-	-	-
KONTOS, Chris	1986-88	C - 14	67	9	16	25	18	-	-	-	-	-
KYTE, Jim	1989-90	D - 3	57	3	1	4	127	-	-	-	-	-
LABRE, Yvon	1970-71/73-74	D - 15/20	37	2	3	5	32	-	-	-	-	-
LaFRAMBOISE, Pete	1974-75	LW - 27	35	5	13	18	8	9	1	0	1	0
LAGACE, Jean Guy	1968-69/72-75	D - 23/24	106	4	20	24	119	-	-	-	-	-
LALIME, Patrick*	1996-97	G - 40	39	0	0	0	0	-	-	-	-	-
LALONDE, Ron	1972-75	C - 16	108	10	20	30	16	-	-	-	-	-
LAMDOUREUX, Mitch	1983-85	C - 12	70	12	9	21	59	-	-	-	-	-
LANYON, Ted	1967-68	D - 5	5	0	0	0	4	-	-	-	-	-
LARDUCHE, Pierre	1974-78	C - 10	240	119	134	253	99	15	2	9	11	2
LAUER, Brad	1995-96	LW - 14	21	4	1	5	6	12	1	1	2	4
LaVALLEE, Kevin	1986-87	LW - 16	33	8	20	28	4	-	-	-	-	-
LAXTON, Gordon	1975-79	G - 1/30	17	0	0	0	0	-	-	-	-	-
LEACH, Jamie	1989-93	RW - 20	60	7	7	14	10	-	-	-	-	-
LeCAINE, Bill	1968-69	RW - 17	4	0	0	0	0	-	-	-	-	-
LECUYER, Doug	1982-83	LW - 23	12	1	4	5	12	-	-	-	-	-
LEE, Peter	1977-83	RW - 10	431	114	131	245	257	19	0	8	8	4
LEHTO, Petteri	1984-85	D - 8	6	0	0	0	4	-	-	-	-	-
LEITER, Bob	1971-72	C - 23	78	14	17	31	18	4	3	0	3	0
LEMIEUX, Alain	1986-87	C - 11	1	0	0	0	0	-	-	-	-	-
LEMIEUX, Mario	1984-97	C - 66	745	613	881	1494	737	89	70	85	155	83

* Current Penguins

ALL-TIME ROSTER

HISTORY: ALL TIME ROSTER



**GORDON
LAXTON**



**MOE
MANTHA**



**JIM
MCGEOUGH**

PLAYERS	SEASONS	POS/NUMBERS	GP	G	A	PTS	PIM	GP	G	A	PTS	PIM
LEROUX, Francois*	1994-97	D - 18	165	2	14	16	356	33	1	3	4	34
LIBETT, Nick	1979-81	LW - 14	121	20	18	38	18	5	1	1	2	0
LINDSTROM, Willy	1985-87	RW - 19	131	24	30	54	36	-	-	-	-	-
LONEY, Troy	1983-83	LW - 11/24	532	69	100	169	982	66	8	14	22	97
LONSBERRY, Ross	1978-81	LW - 18	236	56	73	129	150	17	2	3	5	13
LOWE, Darren	1983-84	RW - 35	8	1	2	3	0	-	-	-	-	-
LUKOWICH, Bernie	1973-74	RW - 11	53	9	10	19	32	-	-	-	-	-
LUNDBERG, Brian	1982-83	D - 2	1	0	0	0	2	-	-	-	-	-
LUPIEN, Gilles	1980-81	D - 2	31	0	1	1	34	-	-	-	-	-
LYNCH, Jack	1972-74	D - 3	64	1	25	26	61	-	-	-	-	-
LYON, Steve	1976-77	D - 5	3	0	0	0	2	-	-	-	-	-
MacDONALD, Lowell	1970-71/1972-78	LW - 14/18	328	140	166	306	60	15	6	4	10	8
MACIVER, Norm	1994-95	D - 22	45	2	30	32	38	12	1	4	5	8
MacLEISH, Rick	1981-83	LW - 7/19	46	13	17	30	30	5	1	1	2	0
MacNEIL, Al	1967-68	D - 3	74	2	10	12	58	-	-	-	-	-
MAHOVLICH, Pete	1977-79	C - 20/26	117	39	75	114	76	2	0	1	1	0
MALONE, Greg	1976-83	C - 12	495	143	221	364	496	18	3	5	8	32
MANN, Jimmy	1987-88	RW - 18	9	0	0	0	53	-	-	-	-	-
MANTHA, Moe	1984-88	D - 20	232	37	131	168	223	-	-	-	-	-
MARSHALL, Paul	1979-81	LW - 20	59	12	12	24	13	1	0	0	0	0
MATHIASEN, Dwight	1985-88	RW - 11/22/24/34	33	1	7	8	18	-	-	-	-	-
MATTHUSSI, Dick	1967-69	LW - 5	44	0	4	4	32	-	-	-	-	-
MAXWELL, Bryan	1983-85	D - 5	89	3	20	23	141	-	-	-	-	-
MAYER, Pat	1987-88	D - 32	1	0	0	0	4	-	-	-	-	-
McADAM, Gary	1978-81	LW - 16	140	27	40	67	95	12	3	3	6	9
McBAIN, Andrew	1989-90	RW - 9	41	5	9	14	51	-	-	-	-	-
McCALLUM, Dunc	1967-71	D - 6/26	185	14	35	49	228	10	1	2	3	12
McCARTHY, Kevin	1983-85	D - 24/25	95	13	26	39	82	-	-	-	-	-
McCLELLAND, Kevin	1981-84	C - 18	72	8	12	20	139	5	1	1	2	5
McCREARY, Keith	1967-72	LW - 10/21	292	82	59	141	199	11	0	4	4	6
McDONALD, Ab	1967-68	LW - 20	74	22	21	43	38	-	-	-	-	-
McDONNELL, Joe	1984-86	D - 2	43	2	9	11	22	-	-	-	-	-
McDONOUGH, Al	1971-74	RW - 9	152	56	74	130	46	4	0	1	1	0
McEACHERN, Shawn	1991-93/1994-95	C/LW - 15	170	53	59	112	78	48	6	11	17	24
McGEOUGH, Jim	1984-87	RW - 16/22	42	4	10	14	20	-	-	-	-	-
McKENZIE, Brian	1971-72	LW - 15	6	1	1	2	4	-	-	-	-	-
McKENZIE, Jim	1994-95	LW - 33	50	2	1	3	79	8	0	0	0	4
McLLWAIN, Dave	1987-89/1996	C - 19/26	109	14	15	29	50	9	0	1	1	0
McMAHON, Mike	1969-70	D - 26	12	1	3	4	19	-	-	-	-	-
McMANAMA, Bob	1973-76	D - 15	99	11	25	36	28	8	0	1	1	6

ALL-TIME ROSTER

HISTORY: ALL TIME ROSTER



**TED
NOLAN**



**JOE
NORIS**



**TOM
O'REGAN**

PLAYERS	SEASONS	POS./NUMBERS	GP	G	A	PTS	PIM	GP	G	A	PTS	PIM
McSORLEY, Marty	1983-85/1993-94	RW/D - 4/33	134	5	25	30	378	-	-	-	-	-
MEEKER, Mike	1978-79	RW - 8/16	4	0	0	0	5	-	-	-	-	-
MEIGHAN, Ron	1982-83	D - 5	41	2	6	8	16	-	-	-	-	-
MELDCHE, Gilles	1985-88	G - 27	104	0	2	2	22	-	-	-	-	-
MICHAYLUK, Dave	1991-92	LW - 34	-	-	-	-	-	7	1	1	2	0
MILLEN, Greg	1978-81	G - 29	135	0	5	5	20	10	0	0	0	0
MILLER, Kevin	1995-96	C - 8	13	6	5	11	4	18	3	2	5	8
MIRONOV, Dmitri	1995-96	D - 15	87	4	36	40	112	15	0	1	1	10
MOKOSAK, Carl	1986-87	LW - 31	3	0	0	0	4	-	-	-	-	-
MONAHAN, Hartland	1977-78	RW - 8	7	2	0	2	2	-	-	-	-	-
MORAN, Ian*	1994-97	D - 24	87	5	6	11	69	13	1	2	3	4
MORRISON, Jim	1969-71	D - 27	132	5	25	30	72	8	0	3	3	10
MORISON, Lew	1974-78	RW - 16	214	13	13	26	12	13	0	0	0	0
MULLEN, Joe	1990-95/1996-97	RW - 7	379	153	172	325	101	62	15	17	32	24
MULVENNA, Glen	1991-92	C - 45	1	0	0	0	2	-	-	-	-	-
MULVEY, Paul	1981-82	LW - 26	27	1	7	8	75	-	-	-	-	-
MUNI, Craig	1986-97	D - 28	64	0	4	4	36	3	0	0	0	0
MURPHY, Larry	1990-95	D - 4/55	336	78	223	301	215	74	15	57	72	73
MURRAY, Glen	1995-97	RW - 27	135	25	26	51	81	18	2	6	8	10
MURRAY, Troy	1994-95	C - 12	13	0	2	2	23	12	2	1	3	12
NASLUND, Markus	1993-96	RW - 29	151	25	42	67	65	-	-	-	-	-
NEATON, Pat	1993-95	D - 36	9	1	1	2	12	-	-	-	-	-
NEDVEQ, Petr*	1995-97	C - 93	154	78	92	170	134	23	11	12	23	28
NEEDHAM, Mike	1992-94	RW - 45/39	81	9	5	14	16	14	2	0	2	4
NELSON, Todd	1991-92	D - 44	1	0	0	0	0	-	-	-	-	-
NEWTON, Cam	1970-71/1972-73	G - 1/30	16	0	1	1	6	-	-	-	-	-
NOLAN, Ted	1985-86	LW - 25/34	18	1	1	2	34	-	-	-	-	-
NOLET, Simon	1975-76	RW - 9	39	9	8	17	2	3	0	0	0	0
NORIS, Joe	1971-72	D - 27	35	2	5	7	36	-	-	-	-	-
NOWAK, Hank	1973-74	G - 27	13	0	0	0	11	-	-	-	-	-
OKSIUTA, Roman*	1997	RW - 20	7	0	0	0	4	-	-	-	-	-
OLAUSSON, Fredrik*	1996-97	D - 23	51	7	20	27	24	4	0	1	1	0
OLCZYK, Eddie*	1997	LW - 27	12	4	7	11	6	5	1	0	1	12
O'REGAN, Tom	1983-86	C - 8/12	61	5	12	17	10	-	-	-	-	-
OWCHAR, Dennis	1974-78	D - 25	168	18	49	67	146	8	0	1	1	6
PAEK, Jim	1990-94	D - 2/3	170	4	26	30	108	27	1	4	5	8
PAIEMENT, Will	1987-88	RW - 9	23	2	6	8	39	-	-	-	-	-
PARADISE, Bob	1973-76/1977-79	D - 2/24	203	7	33	40	209	7	0	1	1	17
PARK, Richard	1994-97	C - 26/76	58	4	7	11	38	4	0	0	0	2
PATTERSON, Ed	1993-96	RW - 44	68	3	3	6	56	-	-	-	-	-

* Current Penguins

ALL-TIME ROSTER

HISTORY: ALL TIME ROSTER



**GARY
RISSLING**



**ROBERTO
ROMANO**



**TERRY
RUSKOWSKI**

PLAYERS	SEASONS	POS/NUMBERS	GP	G	A	PTS	PIM	GP	G	A	PTS	PIM
PEARSON, Mei	1967-68	C/LW - 23	2	0	1	1	0	-	-	-	-	-
PEDERSON, Barry	1969-91	C - 10	84	10	26	36	50	-	-	-	-	-
PIETRANGELO, Frank	1987-92	G - 40	87	0	3	3	30	5	0	1	1	2
PITTIS, Domenic*	1996-97	C - 23	1	0	0	0	0	-	-	-	-	-
PLASSE, Michel	1974-76	G - 31	76	0	3	3	24	3	0	0	0	0
POLIS, Greg	1970-74	LW - 22	256	88	70	158	146	4	0	2	2	0
PRATT, Kelly	1974-75	RW - 12	22	0	6	6	15	-	-	-	-	-
PRATT, Tracy	1968-70	D - 6/11	83	5	12	17	158	10	0	1	1	51
PRENTICE, Dean	1969-71	LW - 20	144	47	42	89	32	12	2	5	7	8
PRICE, Noel	1967-69	D - 4	143	8	45	53	109	-	-	-	-	-
PRICE, Pat	1980-83	D - 2	128	8	52	60	459	10	1	1	2	49
PRICE, Tom	1976-79	D - 6/25/28	19	0	2	2	8	-	-	-	-	-
PRIESTLAY, Ken	1990-92	C - 18	52	2	9	11	4	-	-	-	-	-
PRONOVOST, Jean	1968-78	RW - 19	753	316	287	603	306	29	9	9	18	12
QUINN, Dan	1986-90/1996	C - 10/14/9	270	111	165	276	224	11	6	3	9	10
RAMSEY, Mike	1992-94	D - 6	77	3	4	7	30	13	0	6	6	4
RECCHI, Mark	1988-92	RW - 8/18	225	104	148	252	170	24	10	24	34	33
REDQUEST, Greg	1977-78	G - 25	1	0	0	0	0	-	-	-	-	-
RICCI, Nick	1979-83	G - 31	19	0	0	0	2	-	-	-	-	-
RIGGIN, Pat	1986-88	G - 1	39	0	1	1	14	-	-	-	-	-
RISSLING, Gary	1980-85	RW - 10/15/20/23	185	20	26	46	832	5	0	1	1	4
RIVARD, Bob	1967-68	LW - 19	27	5	12	17	4	-	-	-	-	-
ROBERT, Rene	1971-72	C - 14	49	7	11	18	42	-	-	-	-	-
ROBERTS, Gord	1990-92	D - 14/28	134	5	34	39	89	43	1	4	5	95
ROBITAILLE, Luc	1994-95	LW - 20	46	23	19	42	37	12	7	4	11	26
RDCHE, Dave*	1995-97	LW - 51	132	12	12	24	285	16	2	7	9	26
ROMANO, Roberto	1982-87/1993-94	G - 30/35	125	0	1	1	6	-	-	-	-	-
ROULSTON, Tom	1983-84/1985-86	RW - 12/18	58	11	17	28	10	-	-	-	-	-
ROWE, Mike	1984-87	D - 5/33	11	0	0	0	11	-	-	-	-	-
RUPP, Duane	1968-73	D - 2	265	21	83	104	170	10	2	2	4	8
RUSKOWSKI, Terry	1985-87	LW - 8	143	40	74	114	309	-	-	-	-	-
RUTHERFORD, Jim	1971-74	G - 1/29	115	0	1	1	18	4	0	0	0	0
SAGANIUK, Rocky	1983-84	RW - 11/33	29	1	3	4	37	-	-	-	-	-
SAMUELSSON, Kjell	1991-95	D - 23/28	183	10	22	32	312	44	0	7	7	66
SAMUELSSON, Ulf	1990-95	D - 5	277	11	83	94	804	66	4	12	16	123
SANDERSON, Derek	1977-78	C - 16	13	3	1	4	0	-	-	-	-	-
SANDSTROM, Tomas	1993-97	RW - 17	172	71	84	155	168	36	7	5	12	50
SASSER, Grant	1983-84	C - 19	3	0	0	0	0	-	-	-	-	-
SATHER, Glen	1969-71	LW - 16	122	20	17	37	210	10	0	2	2	17
SCHINKEL, Ken	1967-73	RW - 12	371	93	143	236	86	13	6	1	7	4

ALL-TIME ROSTER



GREGG SHEPPARD



BRIAN SPENCER



TONY TANTI

PLAYERS	SEASONS	POS./NUMBERS	GP	G	A	PTS	PIM	GP	G	A	PTS	PIM
SCHMIDT, Norm	1983-84/1985-88	D - 3/25	125	23	33	56	73	-	-	-	-	-
SCHOCK, Ron	1969-77	C - 17	619	124	280	404	201	29	2	12	14	23
SCHOFIELD, Dwight	1986-87	D - 4	25	1	6	7	59	-	-	-	-	-
SCHULTZ, Dave	1977-79	LW - 8	113	13	34	47	535	-	-	-	-	-
SCHUTT, Rod	1978-84	LW - 23/27	278	76	92	168	177	22	8	6	14	26
SHACK, Eddie	1971-73	LW - 23/24	87	30	29	59	96	4	0	1	1	15
SHEDDEN, Doug	1981-86	RW - 14	332	123	159	282	148	-	-	-	-	-
SHEPPARD, Gregg	1978-82	C - 19	241	50	73	123	113	17	4	7	11	2
SHIRES, Jim	1972-73	LW - 27	18	1	2	3	2	-	-	-	-	-
SIMMER, Charlie	1987-88	RW - 13/16	50	11	17	28	24	-	-	-	-	-
SIMPSON, Bob	1981-83	LW - 28/33	30	10	9	19	4	2	0	0	0	0
SIMPSON, Craig	1985-88	RW - 18	169	50	55	105	140	-	-	-	-	-
SIREN, Ville	1985-89	D - 5	187	10	45	55	144	-	-	-	-	-
SMITH, Al	1969-71	G - 29	93	0	0	0	61	3	0	0	0	0
SMITH, Doug	1989-90	C - 15	10	1	1	2	25	-	-	-	-	-
SMOLINSKI, Bryan	1995-96	C - 8/20	81	24	40	64	89	18	5	4	9	10
SNELL, Ted	1973-74	RW - 10	55	4	12	16	8	-	-	-	-	-
SPEER, Billy	1967-69	D - 17	102	4	17	21	71	-	-	-	-	-
SPENCER, Brian	1977-79	LW - 22	86	9	11	20	81	-	-	-	-	-
STACKHOUSE, Ron	1973-82	D - 3	621	66	277	343	547	32	5	8	13	38
STANTON, Paul	1990-93	D - 22/23	206	11	38	49	199	44	2	10	12	66
STAPLETON, Mike	1992-94	C - 26	136	11	13	24	28	4	0	0	0	0
STEVENS, Kevin	1987-95	LW - 25	458	251	276	527	966	86	43	57	100	150
STEWART, Bob	1979-80	D - 8	65	3	7	10	52	5	1	1	2	2
STEWART, John	1970-72	LW - 20/23/25	40	4	9	13	32	-	-	-	-	-
ST. LAURENT, Andre	1981-84	C - 34	96	23	14	37	130	5	2	1	3	8
STOJANOV, Alek*	1995-97	LW - 11/25	45	2	4	6	86	9	0	0	0	19
STOUGHTON, Blaine	1973-74	RW - 12	34	5	6	11	8	-	-	-	-	-
STRAKA, Martin*	1992-95	C - 82	157	37	59	96	69	17	3	1	4	4
STRATTON, Art	1967-68	LW - 7	58	16	21	37	16	-	-	-	-	-
STUMPE, Bob	1974-75	D - 29	3	0	0	0	0	-	-	-	-	-
SUTTER, Rich	1982-84	RW - 9/23	9	0	0	0	0	-	-	-	-	-
SWAIN, Gary	1968-69	LW - 24	9	1	1	2	0	-	-	-	-	-
SWARBRICK, George	1968-70	RW - 10/15/20/23	31	1	7	8	36	-	-	-	-	-
TABARACCI, Rick	1988-89	G - 31	1	0	0	0	2	-	-	-	-	-
TAGLIANETTI, Peter	1990-92/1992-95	D - 32	167	7	28	35	338	39	1	7	8	83
TALLON, Dale	1978-80	D - 4/19	95	10	33	43	53	4	0	0	0	4
TAMER, Chris*	1993-97	D - 2	163	8	14	22	375	31	0	7	7	48
TANTI, Tony	1989-91	RW - 9	83	20	30	50	66	-	-	-	-	-
TAYLOR, Bob	1975-76	G - 30	2	0	0	0	0	-	-	-	-	-

* Current Penguins

ALL-TIME ROSTER



**WAYNE
VAN DORP**



**BRYAN
WATSON**



**ZARLEY
ZALAPSKI**

HISTORY: ALL TIME ROSTER

PLAYERS	SEASONS	POS/NUMBERS	GP	G	A	PTS	PIM	GP	G	A	PTS	PIM
TAYLOR, Mark	1983-85	C - 16	106	31	41	72	43	-	-	-	-	-
TEBBUTT, Greg	1983-84	O - 34	14	1	8	9	16	-	-	-	-	-
THOMPSON, Errol	1980-81	LW - 6	34	6	8	14	12	-	-	-	-	-
THORNBURY, Tom	1983-84	D - 34	14	1	8	9	16	-	-	-	-	-
TIPPETT, Dave	1992-93	LW/C - 14	74	6	19	25	56	12	1	4	5	14
TOCCHET, Rick	1991-94	RW - 92/22	150	76	103	179	435	32	15	22	37	68
TOOKEY, Tim	1983-84	C - 11	8	0	2	2	2	-	-	-	-	-
TREMBLAY, Vincent	1983-84	G - 31	4	0	0	0	2	-	-	-	-	-
TROTIER, Bryan	1990-92/1993-94	C - 19	156	24	48	72	114	46	7	7	14	57
TURNBULL, Ian	1982-83	D - 7	7	0	0	0	4	-	-	-	-	-
UBRIACO, Gene	1967-69	LW/C - 11	114	33	26	59	30	-	-	-	-	-
VALK, Garry*	1996-97	LW - 26/8	17	3	4	7	25	-	-	-	-	-
VAN DORP, Wayne	1987-88	LW - 22	25	1	3	4	75	-	-	-	-	-
VAN IMPE, Ed	1975-77	D - 2	22	0	8	8	22	3	0	1	1	2
WATSON, Bryan	1968-74	O - 5	303	8	57	65	871	14	0	0	0	38
WEIR, Wally	1984-85	D - 23	14	0	3	3	34	-	-	-	-	-
WELLS, Chris	1995-96	C - 12	54	2	2	4	59	-	-	-	-	-
WILEY, Jim	1972-74	C - 8	26	0	4	4	2	-	-	-	-	-
WILKINS, Barry	1974-76	D - 5	133	5	56	61	203	6	0	1	1	4
WILKINSON, Neil*	1995-97	D - 6	64	2	10	12	123	20	0	1	1	18
WILSON, Dunc	1976-78	G - 29	66	0	2	2	21	-	-	-	-	-
WILSON, Mitch	1986-87	C - 33	17	2	1	3	83	-	-	-	-	-
WOLF, Bennett	1980-83	D - 3/6/16	30	0	1	1	133	-	-	-	-	-
WOOLLEY, Jason*	1996-97	D - 22	57	6	30	36	28	5	0	3	3	0
WBYTOWICH, Bob	1968-72	D - 3/20	248	22	71	93	151	10	1	2	3	2
WREGGET, Ken*	1991-96	G - 31	197	0	5	5	44	26	0	1	1	9
WRIGHT, Tyler*	1996-97	C - 29	45	2	2	4	70	-	-	-	-	-
YOUNG, Scott	1990-91	RW/LW - 6/34	43	11	16	27	33	17	1	6	7	2
YOUNG, Warren	1983-85/1986-88	LW - 11/35	152	49	52	101	313	-	-	-	-	-
YOUNG, Wendell	1988-92/1994-95	G - 1	111	0	7	7	14	1	0	0	0	0
ZAINE, Rod	1970-71	C - 24	37	8	5	13	21	-	-	-	-	-
ZALAPSKI, Zarley	1987-91	O - 33	190	33	102	135	160	11	1	8	9	13
ZEMLA, Richard	1988-90	RW - 18	50	1	5	6	178	1	0	0	0	10
ZUBOV, Sergei	1995-96	D - 3/56	64	11	55	66	22	18	1	14	15	26

ALL-TIME GOALIES

HISTORY: ALL-TIME GOALIES

NAME	GP	MIN	GA	ENG	SO	Avg	W	L	T	SAVES	EFF.
(Ranked by Goals Against Average)											
Philippe DeRouville	2	119	5	1	0	2.52	1	1	0	60	.923
Roy Edwards	15	847	36	2	0	2.55	2	8	4	355	.908
Hank Bassen	25	1299	62	2	1	2.86	7	10	3	616	.909
PATRICK LALIME*	39	2058	101	3	3	2.94	21	12	2	1065	.913
Marv Edwards	1	60	3	0	0	3.00	0	1	0	30	.909
Al Smith	91	5027	257	2	4	3.07	24	42	17	2277	.899
Les Binkley	196	11046	575	8	11	3.12	58	94	34	5022	.897
Jim Rutherford	115	6252	327	6	4	3.14	44	49	14	2915	.899
Joe Daley	38	2143	113	4	2	3.16	11	18	6	1094	.906
KEN WREGGET*	197	11126	616	15	6	3.32	101	61	19	5376	.897
Gary Inness	100	5386	299	6	2	3.34	39	37	13	2591	.897
Dunc Wilson	66	3807	224	1	5	3.53	23	30	11	1750	.887
TOM BARRASSO*	334	19161	1143	20	10	3.57	171	116	35	9401	.892
Michel Plasse	75	4190	251	1	2	3.59	33	24	14	2013	.889
Pat Riggan	39	2157	131	1	0	3.64	15	14	7	916	.868
Gilles Meloche	104	5726	348	10	0	3.65	34	43	17	2491	.865
Gary Edwards	6	360	22	0	1	3.67	3	2	1	171	.886
Steve Guenette	32	1779	110	2	1	3.71	17	15	0	832	.883
Cam Newton	16	814	51	2	0	3.76	4	7	1	360	.876
Andy Brown	45	2476	156	0	1	3.78	16	20	6	1126	.878
Greg Millen	135	7839	501	10	4	3.83	57	56	18	3482	.874
Denis Herron	290	16105	1040	22	6	3.87	88	133	44	8072	.886
Roberto Romano	125	7051	465	9	4	3.96	46	62	8	3407	.880
Rob Dopson	2	45	3	0	0	4.00	0	0	0	20	.870
Rob Holland	44	2513	171	4	1	4.08	11	22	9	1060	.861
Frank Pietrangelo	87	4478	308	2	1	4.13	34	32	3	2125	.873
Wendell Young	111	5576	385	9	1	4.14	42	47	5	2710	.876
Michel Dion	151	8477	605	22	0	4.28	42	79	20	3998	.855
Nick Ricci	19	1087	79	4	0	4.36	7	12	0	474	.857
Bob Johnson	12	476	40	0	0	5.04	3	4	1	237	.856
Alain Chevrier	3	166	14	0	0	5.06	1	2	0	75	.843
Bob Taylor	2	78	7	1	0	5.38	0	1	0	41	.837
Paul Harrison	13	700	64	1	0	5.49	3	7	0	288	.816
Gordie Laxton	17	800	74	2	0	5.55	4	9	0	359	.829
Vincent Tremblay	4	240	24	1	0	6.00	0	4	0	117	.830
Brian Ford	8	457	48	0	0	6.30	2	6	0	248	.838
Rick Tabaracci	1	33	4	0	0	7.27	0	0	0	17	.810
Paul Hoganson	2	57	7	0	0	7.37	0	1	0	21	.750
Greg Redquest	1	13	3	0	0	13.85	0	0	0	2	.400
TOTALS	2358	142,122	8847	173	72	3.73	964	1082	312	67,518	.884

* Current Penguins

BEST ALL-TIME HOME STANDS

TWO GAME HOME STANDS

2-0-0

69 times - last time - Feb. 1-4, 1997

THREE GAME HOME STANDS

3-0-0

11 times - last time - Dec. 26-30, 1995

FOUR GAME STANDS

4-0-0

Feb. 15-21, 1975
Jan. 30-Feb. 6, 1988

FIVE GAME STANDS

4-0-1

March 29-April 8, 1997

BEST ALL-TIME ROAD TRIPS

TWO GAME TRIPS

2-0-0

13 times - last time - Dec. 4-6, 1996

THREE GAME TRIPS

3-0-0

March 26-30, 1968
Oct. 13-17, 1971
Jan. 20-25, 1995

FOUR GAME TRIPS

4-0-0

Jan. 16-23, 1988

PENGUINS PERSONNEL

PITTSBURGH PENGUINS GENERAL MANAGERS			G	W	L	T	PTS	PCT.
1.	Jack Riley	June 6, 1967 to May 1970	226	73	117	36	182	.403
2.	Red Kelly	May 1970 to January 29, 1972	126	33	84	29	95	.377
3.	Jack Riley	January 29, 1972 to January 13, 1974	149	57	73	19	133	.446
4.	Jack Button	January 13, 1974 to July 1975	117	54	44	19	127	.543
5.	Wren Blair	July 1975 to December 3, 1976	105	44	44	17	105	.500
6.	Baz Bastien	December 3, 1976 to March 15, 1983	527	193	248	86	472	.448
7.	Ed Johnston	May 27, 1983 to April 14, 1988	400	140	220	40	320	.400
8.	Tony Esposito	April 14, 1988 to December 5, 1989	106	50	47	9	109	.514
9.	Craig Patrick	December 5, 1989 to present	594	318	230	56	692	.565

PITTSBURGH PENGUINS HEAD COACHES			G	W	L	T	PTS	PCT.
1.	Red Sullivan	June 6, 1967 to March 31, 1969	150	47	79	24	118	.393
2.	Red Kelly	July 2, 1969 to January 13, 1973	274	90	132	52	232	.423
3.	Ken Schinkel*	January 13, 1973 to February 6, 1974	86	29	49	8	66	.384
4.	Marc Boileau	February 6, 1974 to January 17, 1976	66	61	24	156	.517	
5.	Ken Schinkel*	January 17, 1976 to May 19, 1977	117	54	43	20	128	.547
6.	Johnny Wilson	June 13, 1977 to May 8, 1980	240	91	105	44	226	.471
7.	Ed Johnston**	July 15, 1980 to July 20, 1983	240	79	126	35	193	.402
8.	Lou Angotti	July 20, 1983 to June 4, 1984	80	16	58	6	38	.238
9.	Bob Barry	June 4, 1984 to April 13, 1987	240	88	127	25	201	.419
10.	Pierre Cremer	June 4, 1987 to June 14, 1988	80	36	35	9	81	.506
11.	Gene Ubriaco	June 28, 1988 to December 5, 1989	106	50	47	9	109	.514
12.	Craig Patrick***	December 5, 1989 to June 12, 1990	54	22	26	6	50	.462
13.	Bob Johnson	June 12 1990 to November 26, 1991	80	41	33	6	88	.550
14.	Scott Bowman	October 1, 1991 to May 28, 1993	164	95	53	16	206	.628
15.	Ed Johnston**	June 22, 1993 to March 3, 1997	276	153	98	25	331	.599
16.	Craig Patrick***	March 3, 1997 to April 26, 1997	20	7	10	3	17	.425

*	Ken Schinkel's combined record	203	83	92	28	194	.478
**	Ed Johnston's combined record	516	232	224	60	524	.508
***	Craig Patrick's combined record	74	29	36	9	67	.453

PITTSBURGH PENGUINS TEAM CAPTAINS			
1967-68	Ab McDonald	1984-85	Mike Bullard
1968-69	No Captain	1985-86	Mike Bullard
1969-70	No Captain	1986-87	Mike Bullard
1970-71	No Captain		Terry Ruskowski
1971-72	No Captain	1987-88	Dan Frawley
1972-73	No Captain		Mario Lemieux
1973-74	Ron Schock	1988-89	Mario Lemieux
1974-75	Ron Schock	1989-90	Mario Lemieux
1975-76	Ron Schock	1990-91	Randy Hillier
1976-77	Ron Schock		John Cullen
1977-78	Jean Pronovost		Paul Coffey
1978-79	Orest Kindrachuk		Mario Lemieux
1979-80	Orest Kindrachuk	1991-92	Mario Lemieux
1980-81	Orest Kindrachuk	1992-93	Mario Lemieux
1981-82	Randy Carlyle	1993-94	Mario Lemieux
1982-83	Randy Carlyle	1994-95	Ron Francis
1983-84	Randy Carlyle	1995-96	Mario Lemieux
		1996-97	Mario Lemieux

PRESIDENTS: Jack E. McGregor (1967-70), Jack Riley (1970-72), Wren Blair (1975-77), Vince Bartimo (1977-81), Edward J. DeBartolo, Sr. (1981-88), Marie DeBartolo York (1988-91), Howard Baldwin (1991-93), Jack Kelley (1993-96), Donn Patton (1996-present).

SCOUTS: Edgar Brenchley (1967-70 & 1971-73), Rudy Migay (1967-68 & 1971-75), Ken Carson (1967-68), George "Red" Sullivan (1969-70), Dave Lucas (1969-75), Clare Rothermel (1969-75 & 1977-84), Ron Marlow (1971-72), Dick Coss (1971-72), Gerry Brown (1971-74), Jack Riley (1974-75), Ken Schikel (1974-76), Gerald Blair (1976-77), Billy Taylor (1979-86), Albert Mandanici (1981-88), Lou Angotti (1984-86), Bruce Haralson (1984-89), John Gill (1985-95), Paul Goulet (1986-88), Doug Wood (1986-88), Fred Gore (1987-89), Greg Malone (1988-present), Les Binkley (1989-present), Charlie Hodge (1989-present), Doug McCauley (1989-91), Ralph Cox (1989-present), Gilles Meloche (1990-present), Pierre McGuire (1990-91), Mark Kelley (1993-present), Phil Russell (1993-1997), Glenn Patrick (1994-present).

PENGUINE COACHES & RECORDS

	COACH	GP	W	L	T	PTS	GF	GA	PCT.
1967-68	Red Sullivan	74	27	34	13	67	195	216	.453
	(Home)	37	15	12	10	40	115	101	.541
	(Road)	37	12	22	3	27	80	115	.365
Fifth in Western Division - 10th of 12 teams - Did not make playoffs.									
1968-69	Red Sullivan	76	20	45	11	51	189	252	.336
	(Home)	38	12	20	6	30	99	113	.395
	(Road)	38	8	25	5	21	90	139	.276
Fifth in Western Division - 11th of 12 teams - Did not make playoffs.									
1969-70	Red Kelly	76	26	38	12	64	182	238	.421
	(Home)	38	17	13	8	42	105	108	.553
	(Road)	38	9	25	4	22	77	130	.289
Second in Western Division - 7th of 12 teams - Eliminated Oakland, 4-0, in Quarterfinals; Lost to St. Louis, 4-2 in Semi-finals.									
1970-71	Red Kelly	76	21	37	20	62	221	240	.397
	(Home)	39	18	12	9	45	126	92	.576
	(Road)	39	3	25	11	17	95	148	.218
Sixth in Western Division - 11th of 14 teams - Did not make playoffs.									
1971-72	Red Kelly	78	26	38	14	66	220	258	.423
	(Home)	39	18	15	6	42	132	125	.538
	(Road)	39	8	23	8	24	88	133	.308
Fourth in Western Division - 9th of 14 teams - Lost to Chicago, 4-0, in Quarterfinals.									
1972-73	TOTAL	78	32	37	9	73	257	265	.468
	Red Kelly	42	17	19	6	40	144	137	.476
	Ken Schinkel	36	15	18	3	33	113	128	.458
	(Home)	39	24	11	4	52	150	104	.667
	(Road)	39	8	26	5	21	107	161	.269
Ken Schinkel replaced Red Kelly on January 13, 1973.									
Fifth in Western Division - 10th of 16 teams - Did not make playoffs.									
1973-74	TOTAL	78	28	41	9	65	242	273	.417
	Ken Schinkel	50	14	31	5	33	138	185	.330
	Marc Boileau	28	14	10	4	32	104	88	.571
	(Home)	39	15	18	6	36	124	116	.462
	(Road)	39	13	23	3	29	118	157	.371
Marc Boileau replaced Ken Schinkel on February 6, 1974.									
Fifth in Western Division - 11th of 16 teams - Did not make playoffs.									
1974-75	Marc Boileau	80	37	28	15	89	326	289	.556
	(Home)	40	25	5	10	60	192	113	.750
	(Road)	40	12	23	5	29	134	176	.363
Third in Norris Division - 6th of 18 teams - Eliminated St. Louis, 2-0 in Preliminary Round; Lost to NY Islanders 4-3 in Quarterfinals.									
1975-76	TOTAL	80	35	33	12	82	339	303	.513
	Marc Boileau	43	15	23	5	35	161	181	.407
	Ken Schinkel	37	20	10	7	47	178	122	.635
	(Home)	40	23	11	6	52	196	137	.650
	(Road)	40	12	22	6	30	143	166	.375
Ken Schinkel replaced Marc Boileau on January 17, 1976 - Third in Norris Division - 8th of 18 teams - Lost to Toronto, 2-1, in Preliminary Round.									
1976-77	Ken Schinkel	80	34	33	13	81	240	252	.506
	(Home)	40	22	12	6	50	139	119	.625
	(Road)	40	12	21	7	31	101	133	.386
Third in Norris Division - 7th of 18 teams - Lost to Toronto, 2-1, in Preliminary Round.									
1977-78	Johnny Wilson	80	25	37	18	66	254	321	.425
	(Home)	40	16	15	9	41	143	147	.513
	(Road)	40	9	22	9	27	111	174	.338
Fourth in Norris Division - 12th of 18 teams - Did not make the playoffs.									
1978-79	Johnny Wilson	80	36	31	13	85	281	279	.531
	(Home)	40	23	12	5	51	152	120	.638
	(Road)	40	13	19	8	34	129	159	.425
Second in Norris Division - 8th of 18 teams - Eliminated Buffalo, 2-1, in Preliminary Round; Lost to Boston, 4-0, in Quarterfinals.									
1979-80	Johnny Wilson	80	30	37	13	73	251	303	.456
	(Home)	40	20	13	7	47	145	134	.588
	(Road)	40	10	24	6	26	106	169	.325
Third in Norris Division - 13th of 21 teams - Lost to Boston, 3-2, in Preliminary Round.									
1980-81	Ed Johnston	80	30	37	13	73	302	345	.456
	(Home)	40	21	16	3	45	160	154	.563
	(Road)	40	9	21	10	28	142	191	.350
Third in Norris Division - 15th of 21 teams - Lost to St. Louis, 3-2, in Preliminary Round.									
1981-82	Ed Johnston	80	31	36	13	75	310	337	.469
	(Home)	40	21	11	8	50	167	143	.625
	(Road)	40	10	25	5	25	143	194	.313
Fourth in Patrick Division - 12th of 21 teams - Lost to NY Islanders, 3-2, in Preliminary Round.									
1982-83	Ed Johnston	80	18	53	9	45	257	394	.281
	(Home)	40	14	22	4	32	134	170	.400
	(Road)	40	4	31	5	13	123	224	.163
Sixth in Patrick Division - 21st of 21 teams - Did not make playoffs.									
1983-84	Lou Angotti	80	16	58	6	38	254	390	.238
	(Home)	40	7	29	4	18	132	182	.225
	(Road)	40	9	29	2	20	122	208	.250
Sixth in Patrick Division - 21st of 21 teams - Did not make playoffs.									

PENGUINS COACHES & RECORDS

SEASON	COACH	GP	W	L	T	PTS	GF	GA	PCT.
1984-85	Bob Berry	80	24	51	5	53	276	385	.331
	(Home)	40	17	20	3	37	150	171	.463
	(Road)	40	7	31	2	16	126	214	.200
Sixth in Patrick Division - 20th of 21 teams - Did not make the playoffs.									
1985-86	Bob Berry	80	34	38	8	76	313	305	.475
	(Home)	40	20	15	5	45	155	133	.563
	(Road)	40	14	23	3	31	158	172	.388
Fifth in Patrick Division - 15th of 21 teams - Did not make the playoffs.									
1986-87	Bob Berry	80	30	38	12	72	297	290	.450
	(Home)	40	19	15	6	44	164	145	.550
	(Road)	40	11	23	6	28	133	145	.350
Fifth in Patrick Division - 14th of 21 teams - Did not make the playoffs.									
1987-88	Pierre Cremer	80	36	35	9	81	319	316	.506
	(Home)	40	22	12	6	50	171	140	.625
	(Road)	40	14	23	3	31	148	176	.388
Sixth in Patrick Division - 12th of 21 teams - Did not make the playoffs.									
1988-89	Gene Ubriaco	80	40	33	7	87	347	349	.544
	(Home)	40	24	13	3	51	185	349	.638
	(Road)	40	16	20	4	36	163	190	.450
Second in Patrick Division - 6th of 21 teams - Eliminated NY Rangers, 4-0, in Division Semi-Finals; Lost to Philadelphia, 4-3, in Division Finals.									
1989-90	TOTAL	80	32	40	8	72	318	359	.450
	Gene Ubriaco	26	10	14	2	22	101	110	.423
	Craig Patrick	54	22	26	6	50	217	249	.462
	(Home)	40	22	15	3	47	178	166	.588
	(Road)	40	10	25	5	25	140	193	.313
Craig Patrick replaced Gene Ubriaco on December 5, 1989 - Fifth in Patrick Division - 17th of 21 teams - Did not make playoffs.									
1990-91	Bob Johnson	80	41	33	6	88	342	305	.550
	(Home)	40	25	12	3	53	184	132	.663
	(Road)	40	16	21	3	35	158	173	.438
First in Patrick Division - 7th of 21 teams - Eliminated New Jersey, 4-3, in Division Semi-Finals; Eliminated Washington in Division Finals, 4-1; Eliminated Boston in Wales Conference Final, 4-2; Eliminated Minnesota in Stanley Cup Final, 4-2, to win Stanley Cup.									
1991-92	Scott Bowman	80	39	32	9	87	343	308	.544
	(Home)	40	21	13	6	48	192	154	.600
	(Road)	40	18	19	3	39	151	154	.488
Third in Patrick Division - 6th of 22 teams - Eliminated Washington, 4-3, in Division Semi-Finals; Eliminated NY Rangers in Division Finals, 4-2; Eliminated Boston in Wales Conference Final, 4-0, Eliminated Chicago in Stanley Cup final, 4-0, to win Stanley Cup.									
1992-93	Scott Bowman	84	56	21	7	119	367	268	.708
	(Home)	41	31	6	4	66	198	128	.805
	(Road)	41	23	15	3	49	159	136	.598
	(Neutral Site)	2	2	0	0	4	10	4	1.000
First in Patrick Division - 1st of 24 teams - Eliminated New Jersey, 4-1, in Division Semi-Finals; Lost to NY Islanders, 4-3, in Division Finals.									
1993-94	Ed Johnston	84	44	27	13	101	299	185	.601
	(Home)	41	24	9	8	56	155	128	.683
	(Road)	41	18	18	5	41	132	153	.500
	(Neutral Site)	2	2	0	0	4	12	4	1.000
First in Northeast Division - 3rd of 26 teams - Lost to Washington, 4-2, Conference Quarterfinals.									
1994-95	Ed Johnston	49	29	16	3	61	181	158	.635
	(Home)	24	18	5	1	37	103	71	.771
	(Road)	24	11	11	2	24	78	87	.500
Second in Northeast Division - 3rd of 26 teams - Eliminated Washington, 4-3, Conference Quarterfinals; Lost to New Jersey, 4-1, Conference Semi-Finals.									
1995-96	Ed Johnston	82	49	29	4	102	362	284	.622
	(Home)	41	32	9	0	64	215	136	.780
	(Road)	41	17	20	4	38	147	148	.463
First in Northeast Division - 4th of 26 teams - Eliminated Washington, 4-2, Conference Quarterfinals; Eliminated NY Rangers, 4-1, Conference Semi-Finals; Lost to Florida, 4-3, Conference Finals.									
1996-97	TOTALS	82	38	36	8	84	285	280	.512
	Ed Johnston	62	31	26	5	67	220	205	.540
	Craig Patrick	20	7	10	3	17	65	75	.425
	(Home)	41	25	11	5	55	154	122	.671
	(Road)	41	13	25	3	29	131	158	.354
Craig Patrick replaced Ed Johnston on March 3, 1997 - Second in Northeast Division - 10th of 26 teams - Lost to Philadelphia, 4-1, in the Conference Quarter Finals.									

PENGUINS CAREER TOTALS

	GP	W	L	T	PTS	GF	GA	PCT
TOTALS	2358	964	1082	312	2240	8364	8847	.475
Home	1177	611	402	164	1386	4615	3963	.589
Road	1177	349	680	148	846	3879	4876	.359
Neutral Sites	4	4	0	0	8	22	8	1.000

CAREER COACHING RECORDS

GAMES COACHED	VICTORIES	WINNING PERCENTAGE	
Ed Johnston	232	Scott Bowman	628
Red Kelly	95	Bob Johnson	550
Bob Berry	91	Marc Boileau	517
Johnny Wilson	90	Gene Ubriaco	514
Ken Schinkel	88	Ed Johnston	508
Scott Bowman	88		

PENGUINS ALL-TIME LEADERS

MOST GAMES PLAYED

	SEASON		CAREER
Larry Murphy	84 - 1993-94	Jean Pronovost	753
Joe Mullen	84 - 1993-94	Mario Lemieux	745
Martin Straka	84 - 1993-94	Rick Kehoe	722
Ron Francis	84 - 1992-93	Ron Stackhouse	621
Shawn McEachern	84 - 1992-93	Ron Schock	619
Kevin Stevens	83 - 1993-94	Dave Burrows	573
Larry Murphy	83 - 1992-93	Bob Errey	572
Ron Francis	82 - 1993-94	Troy Loney	532
Troy Loney	82 - 1992-93	JAROMIR JAGR	504
Jaromir Jagr	82 - 1995-96	Syl Apps	495
		Greg Malone	495

MOST GOALS

	SEASON		CAREER
Mario Lemieux	85 - 1988-89	Mario Lemieux	613
Mario Lemieux	70 - 1987-88	Jean Pronovost	316
Mario Lemieux	69 - 1992-93	Rick Kehoe	312
Mario Lemieux	69 - 1995-96	JAROMIR JAGR	266
Jaromir Jagr	62 - 1995-96	Kevin Stevens	251
Rick Kehoe	55 - 1980-81	Mike Bullard	186
Kevin Stevens	55 - 1992-93	Joe Mullen	153
Mario Lemieux	54 - 1986-87	Syl Apps	151
Kevin Stevens	54 - 1991-92	Greg Malone	143
Pierre Larouche	53 - 1975-76	Lowell MacDonald	140
Jean Pronovost	52 - 1975-76	RON FRANCIS	139
Mike Bullard	51 - 1983-84	Bob Errey	132
Mario Lemieux	50 - 1996-97	Ron Schock	124

MOST ASSISTS

	SEASON		CAREER
Mario Lemieux	114 - 1988-89	Mario Lemieux	881
Mario Lemieux	98 - 1987-88	RON FRANCIS	387
Mario Lemieux	93 - 1985-86	JAROMIR JAGR	367
Mario Lemieux	92 - 1995-96	Syl Apps	349
Ron Francis	92 - 1995-96	Paul Coffey	332
Mario Lemieux	91 - 1992-93	Rick Kehoe	324
Mario Lemieux	87 - 1991-92	Jean Pronovost	287
Jaromir Jagr	87 - 1995-96	Ron Schock	280
Paul Coffey	83 - 1988-89	Ron Stackhouse	277
		Kevin Stevens	276

MOST POINTS

	SEASON		CAREER
Mario Lemieux	199 - 1988-89	Mario Lemieux	1494
Mario Lemieux	168 - 1987-88	Rick Kehoe	636
Mario Lemieux	161 - 1995-96	JAROMIR JAGR	633
Mario Lemieux	160 - 1992-93	Jean Pronovost	603
Jaromir Jagr	149 - 1995-96	Kevin Stevens	527
Mario Lemieux	141 - 1985-86	RON FRANCIS	526
Mario Lemieux	131 - 1991-92	Syl Apps	500
Mario Lemieux	123 - 1989-90	Paul Coffey	440
Kevin Stevens	123 - 1991-92	Ron Schock	404
Mario Lemieux	122 - 1996-97	Greg Malone	384
Ron Francis	119 - 1995-96	Mike Bullard	361
Rob Brown	115 - 1988-89	Ron Stackhouse	343
Paul Coffey	113 - 1988-89	Joe Mullen	325
Mark Recchi	113 - 1990-91	Randy Carlyle	323
Pierre Larouche	111 - 1975-76	Lowell MacDonald	306
Kevin Stevens	111 - 1992-93	Larry Murphy	301
Rick Tocchet	109 - 1992-93	Doug Shedden	282
Mario Lemieux	107 - 1986-87	Dan Quinn	276
Jean Pronovost	104 - 1975-76		
Paul Coffey	103 - 1989-90		
Mario Lemieux	100 - 1984-85		
Ron Francis	100 - 1992-93		

CAPS - ACTIVE PLAYER

PENGUINS ALL-TIME LEADERS

MOST PENALTY MINUTES

SEASON		CAREER	
Paul Baxter	409 - 1981-82	Troy Loney	980
Dave Schultz	378 - 1977-78	Kevin Stevens	968
Pat Price	322 - 1981-82	Rod Buskas	959
Gary Rissling	297 - 1983-84	Bryan Watson	871
Jay Caulfield	285 - 1988-89	Paul Baxter	851
Kevin Stevens	252 - 1991-92	Gary Rissling	832
Rick Tocchet	252 - 1992-93	Ulf Samuelsson	804
Ulf Samuelsson	249 - 1992-93	Mario Lemieux	737
Paul Baxter	238 - 1982-83	Jay Caulfield	714
Pat Boutette	230 - 1981-82	Russ Anderson	684
Marty McSorley	224 - 1983-84	Jim Johnson	658
Dan Frawley	218 - 1986-87	Bob Errey	651

MOST POWER PLAY GOALS

SEASON		CAREER	
Mario Lemieux	31 - 1995-96	Mario Lemieux	201
Mario Lemieux	31 - 1988-89	Kevin Stevens	108
Kevin Stevens	26 - 1992-93	Rick Kehoe	95
Rob Brown	24 - 1988-89	Jean Pronovost	70
Mario Lemieux	22 - 1987-88	JAROMIR JAGR	69
Dan Quinn	21 - 1987-88	Paul Gardner	59
Paul Gardner	21 - 1981-82	Mike Bullard	59
Kevin Stevens	21 - 1993-94	Dan Quinn	52
Rick Kehoe	20 - 1980-81	Rob Brown	51
Paul Gardner	20 - 1982-83	RON FRANCIS	47
Jaromir Jagr	20 - 1995-96	Doug Shedden	45
Rick Tocchet	20 - 1992-93	Joe Mullen	43

MOST GAME WINNING GOALS

SEASON		CAREER	
Jaromir Jagr	12 - 1995-96	Mario Lemieux	65
Mario Lemieux	10 - 1992-93	JAROMIR JAGR	48
Joe Mullen	9 - 1993-94	Jean Pronovost	42
Jaromir Jagr	9 - 1992-93	Kevin Stevens	27
Mark Recchi	9 - 1990-91	Rick Kehoe	26
Jean Pronovost	9 - 1974-75	Joe Mullen	21
Mario Lemieux	8 - 1995-96	Syl Apps	20
Mario Lemieux	8 - 1988-89	Peter Lee	18
Jaromir Jagr	7 - 1994-95	Ron Schock	17
Mario Lemieux	7 - 1996-97	Mark Recchi	17
Mario Lemieux	7 - 1987-88		
Terry Ruskowski	7 - 1985-86		
Peter Lee	7 - 1978-79		

MOST SHORT HANDED GOALS

SEASON		CAREER	
Mario Lemieux	13 - 1988-89	Mario Lemieux	47
Mario Lemieux	10 - 1987-88	Ron Schock	14
Mario Lemieux	8 - 1995-96	Jean Pronovost	14
Mario Lemieux	6 - 1992-93	George Ferguson	12
Syl Apps	4 - 1973-74	Syl Apps	11
Jean Pronovost	4 - 1973-74	Phil Bourque	10
Vic Hadfield	4 - 1974-75	Dave Hannan	8
Mario Lemieux	4 - 1992-93	Bob Errey	7
Rick Tocchet	4 - 1992-93	JAROMIR JAGR	7
		Joe Mullen	7

MOST SHOTS ON GOAL

SEASON		CAREER	
Jaromir Jagr	403 - 1995-96	Mario Lemieux	3,054
Mario Lemieux	382 - 1987-88	Jean Pronovost	2,310
Paul Coffey	342 - 1988-89	Rick Kehoe	2,165
Mario Lemieux	338 - 1995-96	JAROMIR JAGR	1,899
Mario Lemieux	327 - 1996-97	Kevin Stevens	1,521
Kevin Stevens	326 - 1992-93	Ron Stackhouse	1,342
Kevin Stevens	325 - 1991-92	Paul Coffey	1,306
Paul Coffey	324 - 1989-90	Ron Schock	1,227
Pierre Larouche	319 - 1975-76	Syl Apps	1,168

PENGUINS ALL-TIME LEADERS

MOST SHOTS ON GOAL (Continued)

SEASON	
Mario Lemieux	313 - 1988-89
Jean Pronovost	299 - 1975-76
Rick Kehoe	299 - 1980-81
Jaromir Jagr	298 - 1993-94

HIGHEST SHOOTING PERCENTAGE

SEASON		CAREER	
Warren Young	30.8 - 1984-85	Rob Brown	26.6
Rob Brown	30.0 - 1987-88	Mark Recchi	21.1
Rob Brown	29.0 - 1988-89	Mario Lemieux	20.1
Terry Ruskowski	28.6 - 1985-86	Mike Bullard	19.3
Mario Lemieux	27.2 - 1988-89	Paul Gardner	19.0

MOST OVERTIME GOALS

SEASON		CAREER	
Mario Lemieux	2 - 1995-96	Mario Lemieux	9
Mario Lemieux	2 - 1986-87	JAROMIR JAGR	4
Mario Lemieux	2 - 1987-88	Kevin Stevens	3
Jaromir Jagr	2 - 1992-93	Randy Hillier	2

MOST POWER PLAY ASSISTS

SEASON	
Mario Lemieux	58 - 1987-88
Paul Coffey	53 - 1988-89
Mario Lemieux	49 - 1988-89
Mario Lemieux	48 - 1995-96
Mario Lemieux	45 - 1985-86
Ron Francis	42 - 1995-96
Ron Francis	40 - 1992-93
Randy Carlyle	39 - 1980-81
Mario Lemieux	39 - 1982-93
Paul Coffey	38 - 1989-90
Ron Francis	49 - 1992-93

MOST POWER PLAY POINTS

SEASON	
Mario Lemieux	80 - 1987-88
Mario Lemieux	80 - 1988-89
Mario Lemieux	79 - 1995-96
Paul Coffey	64 - 1988-89
Mario Lemieux	62 - 1985-86
Mario Lemieux	55 - 1992-93
Ron Francis	54 - 1995-96
Jaromir Jagr	51 - 1995-96
Rick Kehoe	50 - 1981-82
Mario Lemieux	49 - 1989-90

MOST WINS BY A GOALIE

SEASON		CAREER	
Tom Barrasso	43 - 1992-93	TOM BARRASSO	171
Tom Barrasso	29 - 1995-96	KEN WREGGET	101
Tom Barrasso	27 - 1990-91	Denis Herron	88
Ken Wregget	25 - 1994-95	Les Binkley	58
Tom Barrasso	25 - 1991-92	Greg Millen	57
Michel Dion	25 - 1981-82	Roberto Romano	46
Greg Millen	25 - 1980-81	Jim Rutherford	44
Michel Plasse	24 - 1975-76	Michel Dion	42
Gary Inness	24 - 1974-75		

MOST GAMES BY A GOALIE

SEASON		CAREER	
Greg Millen	63 - 1980-81	TOM BARRASSO	335
Tom Barrasso	63 - 1992-93	Denis Herron	290
Michel Dion	62 - 1981-82	KEN WREGGET	197
Denis Herron	60 - 1977-78	Les Binkley	196
Gary Inness	57 - 1974-75	Michel Dion	151

MOST SHUTOUTS BY A GOALIE

SEASON		CAREER	
Les Binkley	6 - 1967-68	Les Binkley	11
Dunc Wilson	5 - 1976-77	TOM BARRASSO	10
Tom Barrasso	4 - 1992-93	KEN WREGGET	6
Patrick Lalime	3 - 1986-87	Denis Herron	6
Les Binkley	3 - 1969-70	Dunc Wilson	5
Jim Rutherford	3 - 1972-73		
Ken Wregget	3 - 1995-96		

PENGUINS LEADERS BY SEASON

HISTORY: LEADERS BY SEASON

SEASON	GOALS	ASSISTS	POINTS
1967-68	22 - McDonald, Ab	39 - Bathgate, Andy	58 - Bathgate, Andy
1968-69	25 - McCreary, Keith	38 - Burns, Charlie	52 - Schinkel, Ken
1969-70	20 - Prentice, Dean	32 - Briere, Michel	51 - Prentice, Dean
1970-71	21 - McCreary, Keith - Prentice, Dean - Pronovost, Jean	32 - Hextall, Bryan	48 - Hextall, Bryan
1971-72	30 - Polis, Greg - Pronovost, Jean	44 - Apps, Syl	59 - Apps, Syl
1972-73	35 - McDonough, Al	56 - Apps, Syl	85 - Apps, Syl
1973-74	43 - MacDonald, Lowell	61 - Apps, Syl	85 - Apps, Syl
1974-75	43 - Pronovost, Jean	63 - Schock, Ron	86 - Schock, Ron
1975-76	53 - Larouche, Pierre	67 - Apps, Syl	111 - Larouche, Pierre
1976-77	33 - Pronovost, Jean	43 - Apps, Syl	64 - Pronovost, Jean
1977-78	40 - Pronovost, Jean	43 - Malone, Greg	65 - Pronovost, Jean
1978-79	35 - Malone, Greg	42 - Kindrachuk, Orest	65 - Malone, Greg
1979-80	30 - Kehoe, Rick	32 - Malone, Greg	60 - Kehoe, Rick
1980-81	55 - Kehoe, Rick	67 - Carlyle, Randy	88 - Kehoe, Rick
1981-82	36 - Bullard, Mike - Gardner, Paul	64 - Carlyle, Randy	85 - Kehoe, Rick
1982-83	29 - Kehoe, Rick	44 - Malone, Greg	67 - Sheddin, Doug
1983-84	51 - Bullard, Mike	41 - Bullard, Mike	92 - Bullard, Mike
1984-85	43 - Lemieux, Mario	57 - Lemieux, Mario	100 - Lemieux, Mario
1985-86	48 - Lemieux, Mario	93 - Lemieux, Mario	141 - Lemieux, Mario
1986-87	54 - Lemieux, Mario	93 - Lemieux, Mario	107 - Lemieux, Mario
1987-88	70 - Lemieux, Mario	98 - Lemieux, Mario	168 - Lemieux, Mario
1988-89	85 - Lemieux, Mario	114 - Lemieux, Mario	199 - Lemieux, Mario
1989-90	45 - Lemieux, Mario	78 - Lemieux, Mario	123 - Lemieux, Mario
1990-91	40 - Recchi, Mark - Stevens, Kevin	73 - Recchi, Mark	113 - Recchi, Mark
1991-92	54 - Stevens, Kevin	87 - Lemieux, Mario	131 - Lemieux, Mario
1992-93	69 - Lemieux, Mario	91 - Lemieux, Mario	160 - Lemieux, Mario
1993-94	41 - Stevens, Kevin	67 - Jagr, Jaromir	99 - Jagr, Jaromir
1994-95	32 - Jagr, Jaromir	48 - Francis, Ron	70 - Jagr, Jaromir
1995-96	69 - Lemieux, Mario	92 - Lemieux, Mario - Francis, Ron	161 - Lemieux, Mario
1996-97	50 - Lemieux, Mario	72 - Lemieux, Mario	122 - Lemieux, Mario
SEASON	GAME-WINNING GOALS	POWER PLAY GOALS	SHORT-HANDED GOALS
1967-68	4 - Bathgate, Andy	6 - McDonald, Ab	1 - McDonald, Ab - Ingarfield, Earl
1968-69	4 - McCreary, Keith	8 - McCreary, Keith - Schinkel, Ken	2 - Pronovost, Jean - Woytowich, Bob
1969-70	5 - Schinkel, Ken	12 - Prentice, Dean	1 - Fonteyne, Val - Schock, Ron
1970-71	3 - Bathgate, Andy - McCreary, Keith	7 - Bathgate, Andy - Prentice, Dean	2 - Schock, Ron
1971-72	5 - Hextall, Bryan	8 - Polis, Greg	2 - Schock, Ron
1972-73	5 - Pronovost, Jean	8 - Polis, Greg - Shack, Eddie	3 - Schock, Ron
1973-74	4 - McDonough, Al	9 - MacDonald, Lowell	4 - Apps, Syl
1974-75	9 - Pronovost, Jean	11 - Pronovost, Jean	4 - Hadfield, Vic
1975-76	4 - Apps, Syl - Kelly, Bob	18 - Larouche, Pierre	2 - Morrison, Lew - Pronovost, Jean
1976-77	6 - Larouche, Pierre	8 - Larouche, Pierre	2 - Apps, Syl
1977-78	5 - Pronovost, Jean	12 - Pronovost, Jean	2 - Mahovich, Pete - Pronovost, Jean
1978-79	7 - Lee, Peter	10 - Lee, Peter	3 - Ferguson, George
1979-80	5 - Marshall, Paul	7 - Kehoe, Rick	3 - Ferguson, George
1980-81	5 - Kehoe, Rick - Schutt, Rod	20 - Kehoe, Rick	3 - Ferguson, George
1981-82	5 - Bullard, Mike	21 - Gardner, Paul	3 - Ferguson, George
1982-83	4 - Boutette, Pat	20 - Gardner, Paul	1 - Boutette, Pat - Carlyle, Randy - Sheddin, Doug
1983-84	3 - Kehoe, Rick	15 - Bullard, Mike	2 - McClelland, Kevin
1984-85	3 - Babych, Wayne - Bullard, Mike - Sheddin, Doug - Young, Warren	14 - Bullard, Mike	2 - Lamoreux, Mitch
1985-86	7 - Ruskowski, Terry	17 - Sheddin, Doug	3 - Hannan, Dave
1986-87	5 - Cunneynworth, Randy	19 - Lemieux, Mario	3 - Quinn, Dan
1987-88	7 - Lemieux, Mario	22 - Lemieux, Mario	10 - Lemieux, Mario
1988-89	8 - Lemieux, Mario	31 - Lemieux, Mario	13 - Lemieux, Mario
1989-90	4 - Cullen, John - Lemieux, Mario - Recchi, Mark	14 - Lemieux, Mario	3 - Lemieux, Mario
1990-91	9 - Recchi, Mark	18 - Stevens, Kevin	4 - Bourque, Phil
1991-92	5 - Lemieux, Mario	19 - Stevens, Kevin	4 - Lemieux, Mario
1992-93	10 - Lemieux, Mario	26 - Stevens, Kevin	6 - Lemieux, Mario

HISTORY: LEADERS BY SEASON

SEASON	GAME-WINNING GOALS	POWER PLAY GOALS	SHORT-HANDED GOALS
1993-94	9 - Mullen, Joe	21 - Stevens, Kevin	2 - McEachern, Shawn - Mullen, Joe
1994-95	7 - Jagr, Jaromir	8 - Jagr, Jaromir	3 - Jagr, Jaromir
1995-96	12 - Jagr, Jaromir	31 - Lemieux, Mario	8 - Lemieux, Mario
1996-97	7 - Lemieux, Mario	15 - Lemieux, Mario	3 - Nedved, Petr

SEASON	PENALTY MINUTES	SHOTS	PLUS/MINUS
1967-68	74 - Boivin, Leo	293 - Bathgate, Andy	-2 - Andrea, Paul
1968-69	81 - McCallum, Dunc	226 - Schinkel, Ken	0 - Ubriaco, Gene
1969-70	189 - Watson, Bryan	225 - Schinkel, Ken	-1 - Watson, Bryan
1970-71	133 - Hextall, Bryan	225 - Pronovost, Jean	+10 - Boyer, Wally
1971-72	212 - Watson, Bryan	214 - Pronovost, Jean	+18 - Apps, Syl
1972-73	179 - Watson, Bryan	284 - McDonough, Al	+37 - MacDonald, Lowell
1973-74	138 - Durbano, Steve	260 - MacDonald, Lowell	+21 - Apps, Syl
1974-75	172 - Campbell, Colin	275 - Pronovost, Jean	+29 - Wilkins, Barry
1975-76	161 - Durbano, Steve	319 - Larouche, Pierre	+27 - Burrows, Dave
1976-77	115 - Kelly, Bob	250 - Kehoe, Rick	+13 - Kelly, Bob
1977-78	378 - Schultz, Dave	219 - Pronovost, Jean	+4 - Mahovich, Pate
1978-79	157 - Schultz, Dave	219 - Pronovost, Jean	+21 - Stackhouse, Ron
1979-80	166 - Clackson, Kim	239 - Kehoe, Rick	+16 - Stackhouse, Ron
1980-81	204 - Baxter, Paul	299 - Kehoe, Rick	+4 - Johnson, Greg
1981-82	409 - Baxter, Paul	249 - Kehoe, Rick	+9 - Sheppard, Greg
1982-83	238 - Baxter, Paul	203 - Kehoe, Rick	-9 - Lea, Peter
1983-84	297 - Rissing, Gary	214 - Flockhart, Ron	+3 - Maxwell, Bryan
1984-85	209 - Rissing, Gary	209 - Lemieux, Mario	-6 - Rissing, Gary
1985-86	174 - Frawley, Dan	276 - Lemieux, Mario	+15 - Blaisdell, Mike
1986-87	218 - Frawley, Dan	267 - Lemieux, Mario	+14 - Cunneynworth, Randy
1987-88	206 - Buskas, Rod	382 - Lemieux, Mario	+23 - Lemieux, Mario
1988-89	295 - Caulfield, Jay	342 - Coffey, Paul	+41 - Lemieux, Mario
1989-90	171 - Stevens, Kevin	324 - Coffey, Paul	+11 - Hillier, Randy
1990-91	211 - Samuelsson, Ulf	253 - Stevens, Kevin	+17 - Roberts, Gord
1991-92	252 - Stevens, Kevin	325 - Stevens, Kevin	+33 - Murphy, Larry
1992-93	252 - Tocchet, Rick	326 - Stevens, Kevin	+55 - Lemieux, Mario
1993-94	135 - Stevens, Kevin	298 - Jagr, Jaromir	+24 - Straka, Martin
1994-95	114 - Leroux, Francois	192 - Jagr, Jaromir	+30 - Francis, Ron
1995-96	161 - Leroux, Francois	403 - Jagr, Jaromir	+37 - Nedved, Petr
1996-97	155 - Roche, Dave	327 - Lemieux, Mario	+27 - Lemieux, Mario

SEASON	GOALS AGAINST AVERAGE	SHUTOUTS	WINS
1967-68	2.86 - Bassen, Hank	6 - Binkley, Les	20 - Binkley, Les
1968-69	3.20 - Daley, Joe	2 - Daley, Joe	10 - Binkley, Les - Daley, Joe
1969-70	3.03 - Smith, Al	3 - Binkley, Les	15 - Smith, Al
1970-71	2.86 - Binkley, Les	2 - Binkley, Les - Smith, Al	11 - Binkley, Les
1971-72	3.22 - Rutherford, Jim	1 - Rutherford, Jim	17 - Rutherford, Jim
1972-73	2.91 - Rutherford, Jim	3 - Rutherford, Jim	20 - Rutherford, Jim
1973-74	3.44 - Rutherford, Jim	1 - Brown, Andy	13 - Brown, Andy
1974-75	3.09 - Inness, Gary	2 - Inness, Gary	24 - Inness, Gary
1975-76	3.45 - Plasse, Michel	2 - Plasse, Michel	24 - Plasse, Michel
1976-77	2.94 - Herron, Denis	5 - Wilson, Dunc	18 - Wilson, Dunc
1977-78	3.57 - Herron, Denis	None	20 - Herron, Denis
1978-79	3.37 - Herron, Denis - Millen, Greg	2 - Millen, Greg	22 - Herron, Denis
1979-80	3.64 - Millen, Greg	2 - Millen, Greg	18 - Millen, Greg
1980-81	4.16 - Millen, Greg	None	25 - Millen, Greg
1981-82	3.79 - Dion, Michel	1 - Edwards, Greg	25 - Dion, Michel
1982-83	4.26 - Dion, Michel	1 - Herron, Denis	12 - Dion, Michel
1983-84	4.08 - Herron, Denis	1 - Herron, Denis - Romano, Roberto	8 - Herron, Denis
1984-85	4.42 - Romano, Roberto	1 - Herron, Denis - Romano, Roberto	10 - Herron, Denis
1985-86	3.56 - Romano, Roberto	2 - Romano, Roberto	21 - Romano, Roberto
1986-87	3.43 - Meloche, Gilles	None	13 - Meloche, Gilles
1987-88	3.35 - Guenette, Steve	1 - Guenette, Steve - Pietrangolo, Frank	12 - Guenette, Steve
1988-89	4.04 - Barrasso, Tom	None	18 - Barrasso, Tom
1989-90	4.17 - Young, Wendell	1 - Young, Wendell	16 - Young, Wendell
1990-91	3.59 - Barrasso, Tom	1 - Barrasso, Tom	27 - Barrasso, Tom
1991-92	3.53 - Barrasso, Tom	1 - Barrasso, Tom	25 - Barrasso, Tom
1992-93	3.01 - Barrasso, Tom	4 - Barrasso, Tom	43 - Barrasso, Tom
1993-94	3.36 - Barrasso, Tom	2 - Barrasso, Tom	22 - Barrasso, Tom
1994-95	3.21 - Wregget, Ken	None	26 - Wregget, Ken
1995-96	3.24 - Wregget, Ken	3 - Wregget, Ken	29 - Barrasso, Tom
1996-97	2.94 - Lalime, Patrick	3 - Lalime, Patrick	21 - Lalime, Patrick

PENGUINS TEAM RECORDS 1967-97

SEASON RECORDS

POINTS

Most Overall:	119 (1992-93)
Most Home:	66 (1992-93)
Most Road:	49 (1992-93)
Fewest Overall:	38 (1983-84)
Fewest Home:	18 (1983-84)
Fewest Road:	13 (1982-83)

WINS

Most Overall:	56 (1992-93)
Most Home:	32 (1995-96)
Most Road:	23 (1992-93)
Fewest Overall:	16 (1983-84)
Fewest Home:	7 (1983-84)
Fewest Road:	3 (1970-71)

LOSSES

Most Overall:	58 (1983-84)
Most Home:	29 (1983-84)
Most Road:	31 (1982-83)
Fewest Overall:	21 (1992-93)
Fewest Home:	5 (1974-75)
Fewest Road:	15 (1992-93)

TIES

Most Overall:	20 (1970-71)
Most Home:	10 (1967-68 & 1974-75)
Most Road:	11 (1970-71)
Fewest Overall:	4 (1995-96)
Fewest Home:	0 (1995-96)
Fewest Road:	3 (Seven times - last time - 1996-97)

GOALS

Most For:	367 (1992-93)
Most For Home:	215 (1995-96)
Most For Road:	162 (1988-89)
Most Against Overall:	394 (1982-83)
Most Against Home:	182 (1983-84)
Most Against Road:	224 (1982-83)

Fewest For Overall:	182 (1969-70)
Fewest For Home:	99 (1968-69)
Fewest For Road:	77 (1969-70)
Fewest Against Overall:	216 (1967-68)
Fewest Against Home:	92 (1970-71)
Fewest Against Road:	115 (1967-68)

ASSISTS

Most For:	633 (1992-93)
Most Against:	665 (1982-83)
Fewest For:	294 (1969-70)
Fewest Against:	338 (1967-68)

POINTS

Most For:	1,000 (1992-93)
Most Against:	1,049 (1982-83)
Fewest For:	476 (1969-70)
Fewest Against:	554 (1967-68)

PENALTIES

Most For:	897 (1988-89)
Most Against:	906 (1988-89)
Fewest For:	248 (1967-68)
Fewest Against:	330 (1967-68)

PENALTY MINUTES

Most For:	2,670 (1988-89)
Most Against:	2,702 (1988-89)
Fewest For:	554 (1967-68)
Fewest Against:	750 (1967-68)

MINORS

Most For:	773 (1987-88)
Most Against:	752 (1987-88)
Fewest For:	237 (1967-68)
Fewest Against:	315 (1967-68)

MAJORS

Most For:	118 (1988-89)
Most Against:	114 (1988-89)
Fewest For:	1 (1967-68)
Fewest Against:	6 (1967-68)

MISCONDUCTS

Most For:	69 (1981-82)
Most Against:	87 (1981-82)
Fewest For:	1 (1968-69)
Fewest Against:	7 (1976-77)

SHOTS ON GOAL

Most For:	2,761 (1974-75)
Most Against:	2,908 (1983-84)
Fewest For:	2,231 (1968-69)
Fewest Against:	2,168 (1987-88)

POWER PLAY GOALS

Most For:	119 (1988-89)
Most Against:	120 (1987-88)
Fewest For:	37 (1967-68)
Fewest Against:	31 (1967-68)

POWER PLAY CHANCES

Most For:	500 (1987-88)
Most Against:	507 (1987-88)
Fewest For:	262 (1977-78 & 1979-80)
Fewest Against:	193 (1967-68)

POWER PLAY PERCENTAGE

Highest For:	26.0 (1995-96)
Highest Against:	27.4 (1982-83)
Lowest For:	13.6 (1967-68)
Lowest Against:	16.1 (1967-68)

SHORT-HANDED GOALS

Most For:	21 (1988-89)
Most Against:	22 (1984-85) (NHL Record)
Fewest For:	2 (1967-68 & 1968-69)
Fewest Against:	4 (1973-74, 1978-79 & 1979-80)

80-OR-MORE POINT PLAYERS

Most For:	6 (1992-93)
Fewest For:	0 (10 times-last time-1982-83)

90-OR-MORE POINT PLAYERS

Most For:	5 (1992-93) (84 games)
Fewest For:	0 (15 times-last time-1982-83)

100-OR-MORE POINT PLAYERS

Most For:	4 (1992-93) (84 games)
Fewest For:	0 (17 times-last time-1993-94) (84 games)

20-OR-MORE GOAL PLAYERS

Most For:	9 (1974-75 & 1989-90)
Fewest For:	1 (1968-69)

30-OR-MORE GOAL PLAYERS

Most For:	5 (1975-76 & 1992-93)
Fewest For:	0 (Five times-last time-1982-83)

40-OR-MORE GOAL PLAYERS

Most For:	3 (1991-92, 1992-93 & 1995-96)
Fewest For:	0 (11 times-last time-1982-83)

50-OR-MORE GOAL PLAYERS

Most For:	2 (1975-76, 1992-93 & 1995-96)
Fewest For:	0 (18 times-last time-1993-94)

40-OR-MORE ASSIST PLAYERS

Most For:	7 (1975-76)
Fewest For:	0 (Five times-last time-1979-80)

50-OR-MORE ASSIST PLAYERS

Most For:	6 (1992-93)
Fewest For:	0 (11 times-last time-1983-84)

60-OR-MORE ASSIST PLAYERS

Most For:	5 (1992-93)
Fewest For:	0 (14 times-last time-1986-87)

100-OR-MORE PENALTY MINUTE PLAYERS

Most For:	15 (1988-89)
Fewest For:	0 (1967-68 & 1968-69)

PENGUINS TEAM RECORDS 1967-97

200-OR-MORE PENALTY MINUTE PLAYERS

Most For: 3 (1981-82)
Fewest For: 0 (15 times-last time-1996-97)

GAME RECORDS

GOALS

Most For, Home:
12 vs Washington (March 15, 1975)
12 vs Toronto (December 26, 1991)

Most For, Road:
10 at NY Rangers (April 9, 1993)

Most Against, Home:
11 vs NY Rangers (November 25, 1992)

Most Against, Road:
13 at Philadelphia (March 22, 1984)

Most For, Two Consecutive Games:
18 (March 15 to March 16, 1975)
18 (December 23 to December 26, 1991)
18 (December 26 to December 28, 1991)

Most Against, Two Consecutive Games:
19 (March 22 to March 24, 1984)

Most For, Both Teams, Home:
17 vs Edmonton (February 19, 1983)
(Edmonton 10, Pittsburgh 7)

Most For, Both Teams, Road:
17 at Philadelphia (March 22, 1984)
(Philadelphia 13, Pittsburgh 4)

LARGEST MARGIN OF VICTORY

Home:
11 (12-1 vs Washington - March 15, 1975)
11 (12-1 vs Toronto - December 26, 1991)

Road:
8 (8-0 at San Jose - December 5, 1991)

LARGEST MARGIN OF DEFEAT

Home:
8 (9-1 vs Montreal - October 23, 1976)
8 (9-1 vs Buffalo - April 5, 1980)
8 (8-0 vs Washington - October 29, 1991)
8 (11-3 vs NY Rangers - November 25, 1992)

Road:
12 (12-0 at Montreal - February 22, 1979)

ASSISTS

Most For, Home:
20 vs Washington (March 15, 1975)
20 vs Toronto (December 26, 1991)

Most For, Road:
17 at NY Rangers (December 3, 1990)

Most Against, Home:
19 vs NY Rangers (November 25, 1992)

Most Against, Road:
22 at Philadelphia (March 22, 1984)

Most For, Both Teams, Home:
28 vs Edmonton (February 19, 1983)
28 vs NY Islanders (February 6, 1990)

Most For, Both Teams, Road:
29 at Hartford (December 26, 1980)

POINTS

Most For, Home:
32 vs Washington (March 15, 1975)
32 vs Toronto (December 26, 1991)

Most For, Road:

25 at NY Rangers (December 3, 1990)

Most Against, Home:

30 vs NY Rangers (November 25, 1992)

Most Against, Road:

35 at Philadelphia (March 22, 1984)

Most For, Both Teams, Home:

45 vs Edmonton (February 19, 1983)

Most For, Both Teams, Road:

45 at Hartford (December 26, 1980)

45 at Philadelphia (March 22, 1984)

POWER PLAY GOALS

Most For, Home:

6 vs Toronto (December 12, 1986)

Most For, Road:

5 at San Jose (December 5, 1991)

5 at NY Islanders (December 23, 1991)

5 at San Jose (December 5, 1992)

Most Against, Home:

5 vs New Jersey (October 29, 1986)

Most Against, Road:

5 at Buffalo (October 12, 1988)

5 at Hartford (February 26, 1989)

5 at Boston (October 5, 1989)

Most For, Both Teams:

10 vs New Jersey (October 29, 1989)

(Pittsburgh 5, New Jersey 5)

POWER PLAY CHANCES

Most For:

12 vs New Jersey (March 1, 1989)

12 vs NY Islanders (February 6, 1990)

Most Against:

14 vs Washington (October 11, 1988)

Most For, Both Teams:

22 at Washington (January 1, 1988)

(Pittsburgh 9, Washington 13)

22 vs Philadelphia (March 19, 1988)

(Pittsburgh 10, Philadelphia 12)

SHORT-HANDED GOALS

Most For:

(16 times-last time-April 5, 1997)

Most Against:

at Toronto (November 16, 1988)

Most For, Both Teams:

vs Chicago (December 6, 1989)

(Pittsburgh 2, Chicago 2)

PENALTIES

Most For, Home:

28 vs Edmonton (January 19, 1988)

Most For, Road:

32 at NY Rangers (October 30, 1988)

Most Against, Home:

24 vs Edmonton (January 19, 1980)

24 vs Washington (November 25, 1989)

Most Against, Road:

27 at NY Rangers (October 30, 1988)

Most For, Both Teams, Home:

52 vs Edmonton (January, 19, 1980)

Most For, Both Teams, Road:

59 at NY Rangers (October 30, 1988)

PENGUINS TEAM RECORDS 1967-97

PENALTY MINUTES

Most For, Home:

144 vs Edmonton (January 19, 1980)

Most For, Road:

158 at NY Rangers (October 30, 1988)

Most Against, Home:

123 vs Edmonton (January 19, 1980)

Most Against, Road:

134 at NY Rangers (October 30, 1988)

Most For, Both Teams, Home:

267 vs Edmonton (January 19, 1980)
(Pittsburgh 144, Edmonton 123)

Most For, Both Teams, Road:

292 at NY Rangers (October 30, 1988)
(Pittsburgh 158, NY Rangers 134)

SHOTS

Most For, Home:

65 vs Washington (March 15, 1975)

Most For, Road:

49 at Toronto (November 20, 1974)
49 at Chicago (February 25, 1979)

Most Against, Home:

55 vs Montreal (October 23, 1976)

Most Against, Road:

62 at Chicago (March 12, 1989)

Fewest For, Home:

17 vs Philadelphia (October 23, 1982)
17 vs Philadelphia (December 29, 1988)
17 vs Calgary (February 12, 1989)
17 vs Calgary (March 24, 1990)

Fewest For, Road:

11 at Boston (March 27, 1977)

Fewest Against, Home:

13 vs Los Angeles (October 22, 1969)

Fewest Against, Road:

15 at California (October 17, 1971)

SAVES

Most For, Home:

49 vs Calgary (January 21, 1997)

Most For, Road:

57 at Chicago (March 12, 1989)

Most Against, Home:

53 vs Montreal (March 10, 1974)

Most Against, Road:

47 at Chicago (February 25, 1979)

Fewest For, Home:

11 vs Los Angeles (October 22, 1969)
11 vs NY Rangers (December 22, 1979)

Fewest For, Road:

11 at Vancouver (November 17, 1987)

Fewest Against, Home:

13 vs Philadelphia (October 23, 1982)

Fewest Against, Road:

9 at Montreal (October 13, 1984)

PERIOD RECORDS

GOALS

Most For, Home:

8 vs San Jose (December 17, 1991)

Most For, Road:

7 at Quebec (February 27, 1995)

Most Against, Home:

6 (Seven times-last time-vs NY Rangers, November 16, 1996)

Most Against, Road:

7 at Philadelphia (March 22, 1984)

Most For, Both Teams, Home:

8 (Eight times-last time- vs San Jose, December 17, 1991)

Most For, Both Teams, Road

9 at Quebec (February 27, 1995)

ASSISTS

Most For, Home:

11 vs St. Louis (November 22, 1972)

Most For, Road:

12 at Quebec (February 27, 1995)

Most Against, Home:

12 vs Quebec (February 16, 1985)

Most Against, Road:

13 at Philadelphia (March 22, 1984)

Most For, Both Teams, Home:

15 vs Vancouver (October 6, 1976)

Most For, Both Teams, Road:

16 at Quebec (February 27, 1995)

POINTS

Most For, Home:

18 vs St. Louis (November 22, 1972)

Most For, Road:

19 at Quebec (February 27, 1995)

Most Against, Home:

22 vs New Jersey (March 25, 1989)

Most Against, Road:

33 at Philadelphia (December 8, 1988)

Most For, Both Teams, Home:

43 vs Edmonton (January 19, 1980)

Most For, Both Teams, Road:

64 at Philadelphia (December 8, 1988)

PENALTIES

Most For, Home:

24 vs Edmonton (January 19, 1980)

Most For, Road:

32 at NY Rangers (October 30, 1988)

Most Against, Home:

22 vs New Jersey (March 25, 1989)

Most Against, Road:

33 at Philadelphia (December 8, 1988)

Most For, Both Teams, Home:

43 vs Edmonton (January 19, 1980)

Most For, Both Teams, Road:

64 at Philadelphia (December 8, 1988)

PENALTY MINUTES

Most For, Home:

133 vs Edmonton (January 19, 1980)

Most For, Road:

146 at NY Rangers (October 30, 1988)

Most Against, Home:

110 vs Edmonton (January 19, 1980)

PENGUINS TEAM RECORDS 1967-97

Most Against, Road:

141 at Philadelphia (December 8, 1988)

Most For, Both Teams, Home:

243 vs Edmonton (January 19, 1980)

Most For, Both Teams, Road:

272 at NY Rangers (October 30, 1988)

SHOTS

Most For, Home:

27 vs Washington (March 15, 1975)

Most For, Road:

25 at San Jose (March 6, 1992)

Most Against, Home:

25 vs Vancouver (January 7, 1989)

Most Against, Road:

28 at NY Islanders (December 5, 1978)

Fewest For, Home:

1 vs NY Rangers (December 19, 1987)

Fewest For, Road:

1 (Eight times-last time-at NY Islanders, January 7, 1997)

Fewest Against, Home:

1 vs NY Rangers (November 24, 1979)

1 vs Calgary (March 7, 1982)

1 vs Washington (November 11, 1987)

Fewest Against, Road:

1 at Washington (January 6, 1977)

SAVES

Most For, Home:

23 vs Vancouver (January 7, 1989)

Most For, Road:

25 at NY Islanders (December 5, 1978)

25 at New Jersey (October 28, 1995)

Most Against, Home:

24 vs Hartford (February 19, 1981)

Most Against, Road:

22 at Minnesota (March 23, 1974)

Fewest For, Home:

0 vs Boston (March 14, 1989)

Fewest For, Road:

1 (Five times-last time-at St. Louis, December 12, 1987)

Fewest Against, Home:

1 (Six times-last time-vs St. Louis, November 19, 1996)

Fewest Against, Road:

0 at Boston (December 15, 1968)

HISTORY: SPECIAL TEAMS

YEAR	POWER PLAY PPG - ADV	PCT.	NHL RANK	SHORT-HANDED PPGA-ADV	PCT.	NHL RANK
1967-68	37-273	13.6	11th	31-193	83.9	6th
1968-69	50-303	16.5	7th	38-231	83.5	5th
1969-70	53-315	16.8	9th	66-282	76.6	12th
1970-71	56-318	17.6	9th	48-276	82.6	8th
1971-72	46-286	16.1	11th	55-246	77.6	10th
1972-73	52-301	17.3	9th	49-264	81.4	8th
1973-74	47-276	17	11th	47-245	80.8	8th
1974-75	64-323	19.8	9th	63-324	80.6	8th
1975-76	75-307	24.4	6th	68-292	76.7	11th
1976-77	46-263	17.5	14th	47-209	77.5	15th
1977-78	53-261	20.3	11th	61-251	75.9	13th
1978-79	56-261	21.5	12th	57-250	77.2	11th
1979-80	52-262	19.9	14th	64-247	74.1	18th
1980-81	92-400	23	11th	99-370	73.2	21st
1981-82	99-404	24.5	7th	92-399	76.9	11th
1982-83	81-360	22.5	9th	110-396	72.2	21st
1983-84	70-340	20.6	16th	86-357	75.9	15th
1984-85	62-363	17.1	21st	74-311	76.2	14th
1985-86	93-425	21.9	12th	78-341	77.1	15th
1986-87	74-374	19.5	14th	72-319	77.4	15th
1987-88	110-500	22	6th	120-507	76.3	20th
1988-89	119-491	24.2	3rd	111-482	77	16th
1989-90	86-403	21.3	10th	94-372	74.7	20th
1990-91	89-388	22.9	3rd	73-351	79.2	16th
1991-92	92-427	21.5	4th	77-379	79.7	15th
1992-93	105-440	23.9	2nd	72-429	83.2	4th
1993-94	76-404	18.8	13th	72-401	82	10th
1994-95	42-221	19	10th	46-229	79.9	23rd
1995-96	109-420	26	1st	78-467	83.3	8th
1996-97	74-338	21.9	2nd	64-338	81.1	23rd
TOTAL	2160-10,447	20.7		2112-9758	78.4	

OVERTIME RECORD

ALL-TIME OVERTIME RECORD															
OVERALL					HOME					ROAD					
YEAR	GP	W	L	T	PTS	GP	W	L	T	PTS	GP	W	L	T	PTS
1983-84	12	1	5	6	8	7	0	3	4	4	5	1	2	2	4
1984-85	8	3	0	5	11	3	0	0	3	3	5	3	0	2	8
1985-86	14	3	3	8	14	7	1	1	5	7	7	2	2	3	7
1986-87	21	5	4	12	22	11	4	1	6	14	10	1	3	6	8
1987-88	16	5	2	9	19	9	2	1	6	10	7	3	1	3	9
1988-89	10	2	1	7	11	3	0	0	3	3	7	2	1	4	8
1989-90	14	3	3	8	14	7	2	2	3	7	7	1	1	5	7
1990-91	12	4	2	6	14	7	3	1	3	9	5	1	1	3	5
1991-92	12	2	1	9	13	8	1	1	6	8	4	1	0	3	5
1992-93	10	3	0	7	13	6	2	0	4	8	4	1	0	3	5
1993-94	19	4	2	13	21	11	2	1	8	12	8	2	1	5	9
1994-95	5	1	1	3	5	1	0	0	1	1	4	1	1	2	4
1995-96	9	3	2	4	10	4	2	2	0	4	5	1	0	4	6
1996-97	13	1	4	8	10	9	1	3	5	7	4	0	1	3	3
TOTAL	175	40	30	105	185	93	20	16	57	97	82	20	14	48	88

PITTSBURGH'S CAREER OVERTIME RECORDS BY TEAM

TEAM	GP	RECORD	TEAM	GP	RECORD
Anaheim	1	0-0-1	New Jersey	12	2-1-9
Boston	9	4-1-4	NY Islanders	12	2-3-7
Buffalo	12	2-3-7	NY Rangers	17	7-3-7
Calgary	6	0-0-6	Ottawa	2	0-0-2
Chicago	3	0-0-3	Philadelphia	15	3-4-8
Colorado	6	1-1-4	Phoenix	6	1-3-2
Dallas	2	1-0-1	San Jose	2	0-0-2
Detroit	7	1-1-5	St. Louis	6	0-0-6
Edmonton	3	1-1-1	Tampa Bay	3	0-1-2
Florida	1	0-0-1	Toronto	5	1-1-3
Hartford	8	2-1-5	Vancouver	3	0-0-3
Los Angeles	9	3-4-2	Washington	12	5-2-5
Montreal	13	4-0-9	TOTAL	175	40-30-105

PITTSBURGH'S CAREER OVERTIME SCORING LEADERS

PLAYER	G	A	PTS
1. Mario Lemieux	9	10	19
2. JAROMIR JAGR	4	2	6
3. Kevin Stevens	3	2	5
4. RON FRANCIS	1	4	5
5. Larry Murphy	1	4	5
6. Paul Coffey	0	4	4

PLAYER	G	A	PTS	PLAYER	G	A	PTS
Wayne Babych	1	0	1	Moe Mantha	1	1	2
STU BARNES	0	1	1	Joe Mullen	1	0	1
Doug Bodger	1	2	3	Larry Murphy	1	4	5
Phil Bourque	1	2	3	FREDRIK OLAUSSON	1	0	1
Rob Brown	1	1	2	Tom O'Regan	0	1	1
Randy Carlyle	1	0	1	Will Paiment	0	1	1
John Chebot	0	1	1	Mark Recchi	1	0	1
Paul Coffey	0	4	4	Gary Rissling	0	1	1
John Cullen	0	2	2	Gord Roberts	0	1	1
Randy Cunneyworth	1	1	2	Tomas Sandstrom	0	2	2
Ron Duguay	0	1	1	Ulf Samuelsson	1	0	1
Bob Errey	0	1	1	Norm Schmidt	0	2	2
RON FRANCIS	1	4	5	Doug Shedden	1	0	1
Dan Frawley	1	1	2	Charlie Simmer	1	0	1
Lee Giffin	0	1	1	Craig Simpson	1	2	3
Randy Gilhen	1	0	1	Ville Sten	0	1	1
Dave Hannan	0	1	1	Bryan Smolinski	0	2	2
Randy Hillier	2	1	3	Paul Stanton	1	1	2
JAROMIR JAGR	4	2	6	Kevin Stevens	3	2	5
Rick Kehoe	0	1	1	Tony Tanti	0	1	1
Chris Kontos	1	0	1	Rick Tocchet	0	1	1
Mario Lemieux	9	10	19	Scott Young	1	2	3
Troy Loney	1	1	2	Warren Young	0	3	3
Norm Maciver	0	1	1	Zarley Zalapski	0	2	2

PENGUINS OVERTIME RECORD

HISTORY: OVERTIME RECORD

PLAYER	DATE	TIME	OPPONENT	GOALIE	FINAL SCORE
Randy Carlyle	12/23/83	2:12	@ New Jersey	Resch	6-5
Mario Lemieux	11/14/84	3:54	@ Winnipeg	Belrend	4:3
Randy Hillier	12/7/84	1:35	@ NY Rangers	Hanlon	4:3
Wayne Babych	3/9/85	1:06	@ Boston	Peeters	6:5
Dan Frawley	12/19/85	0:38	@ Minnesota	Casey	4:3
Doug Sheddin	2/24/86	3:54	vs. Los Angeles	Melanson	6:5
Mario Lemieux	4/6/86	0:25	@ NY Rangers	Hanlon	5:4
Doug Bodger	10/11/86	0:50	vs. NY Rangers	Vanbiesbrouck	6:5
Mario Lemieux	10/14/86	3:40	vs. Los Angeles	Melanson	4:3
R. Cunneynworth	10/22/86	2:30	vs. Buffalo	Cloutier	5:4
Chris Kontos	2/8/87	2:12	@ New Jersey	Chevrier	2-1
Mario Lemieux	4/4/87	1:26	vs. Detroit	Hanlon	4:3
Craig Simpson	10/31/87	4:05	@ Quebec	Brunetta	5:4
Moe Mantha	11/14/87	2:04	vs. NY Rangers	Vanbiesbrouck	3:2
Charlie Simmer	1/23/88	0:24	@ Montreal	Hayward	4:3
Mario Lemieux	2/2/88	4:11	vs. Washington	Peeters	3:2
Mario Lemieux	4/2/88	4:02	@ Washington	Malarctuck	7-6
Rob Brown	12/26/88	1:39	@ Hartford	Liut	4:3
Mario Lemieux	4/2/89	3:38	@ Philadelphia	Empty Net	6-5
Randy Hillier	10/14/89	1:40	vs. Montreal	Roy	2-1
Troy Loney	2/14/90	3:33	@ NY Rangers	Richter	4:3
Randy Gilhen	2/22/90	4:26	vs. NY Islanders	Fitzpatrick	4:3
Mark Recchi	11/24/90	1:11	vs. Washington	Liut	3-2
Scott Young	1/17/91	3:31	@ Toronto	Ing	6:5
Paul Stanton	1/29/91	2:46	vs. Washington	Beaupre	3:2
Kevin Stevens	3/21/91	0:13	vs. NY Rangers	Vanbiesbrouck	5-4
Phil Bourque	10/15/91	2:30	@ NY Islanders	Healy	7-6
Kevin Stevens	11/13/91	3:25	vs. Edmonton	Ranford	5-4
Jaromir Jagr	12/17/92	2:50	@ Philadelphia	Soderstrom	5:4
Jaromir Jagr	3/11/93	3:18	vs. Los Angeles	Stauber	4:3
Ulf Samuelsson	4/7/93	2:11	vs. Montreal	Roy	4:3
Joe Mullen	10/7/93	1:13	vs. Montreal	Roy	7-1
Jaromir Jagr	12/4/93	2:04	@ Hartford	Reese	2-1
Ron Francis	1/7/94	4:54	@ Buffalo	Hasek	4:3
Kevin Stevens	1/11/94	4:09	@ Boston	Blue	5-4
Larry Murphy	3/4/95	4:36	@ Boston	Riendeau	4:3
Jaromir Jagr	11/17/95	2:48	@ Washington	Carey	3-2
Mario Lemieux	1/22/96	1:54	vs. Boston	Ranford	7-6
Mario Lemieux	2/18/96	2:17	vs. NY Rangers	Healy	4:3
F. Clausson	3/8/97	0:19	vs. Philadelphia	Snow	3-2
Lucien Deblois	10/12/83	1:34	vs. Winnipeg	Dion	4:3

PITTSBURGH'S OVERTIME DEFEATS

Bobby Clarke	11/20/83	2:43	@ Philadelphia	Herron	5:4
Paul MacLean	1/18/84	1:28	vs. Winnipeg	Dion	5-4
D. Andreychuk	2/8/84	0:35	vs. Buffalo	Herron	6:5
Mark Osborne	2/26/84	2:18	@ NY Rangers	Herron	4:3
Tiger Williams	11/16/85	3:10	@ Los Angeles	Romano	4:3
Murray Craven	12/22/85	2:12	@ Philadelphia	Meloche	3-2
Ilkka Sinisalo	4/5/86	1:59	vs. Philadelphia	Meloche	4:3
Steve Thomas	12/13/86	4:36	@ Toronto	Romano	3-2
Mike Bossy	12/23/86	3:25	@ NY Islanders	Romano	4:3
Mike Gartner	1/1/87	1:30	@ Washington	Romano	4:3
T. Sandstrom	3/14/87	1:05	vs. NY Rangers	Riggin	3-2
Kevin Dineen	1/9/88	0:55	@ Hartford	Meloche	5-4
Mario Marois	2/23/88	2:40	vs. Winnipeg	Pietrangolo	4:3
Dave Taylor	3/7/89	2:37	@ Los Angeles	Barrasso	8-7
Don Maloney	2/5/90	4:28	vs. NY Islanders	Barrasso	3-2
Craig MacTavish	3/5/90	1:17	@ Edmonton	Pietrangolo	4:3
Uwe Krupp	3/31/90	1:00	vs. Buffalo	Barrasso	3-2
Tony Granato	11/17/90	0:52	@ Los Angeles	Pietrangolo	2-1
Patrick Flatley	12/23/90	4:29	vs. NY Islanders	Pietrangolo	4:3
Donald Audette	1/23/92	3:15	vs. Buffalo	Young	5-4
Tony Amonte	2/21/94	0:08	@ NY Rangers	Barrasso	4:3
Randy Burridge	3/15/94	0:40	vs. Washington	Barrasso	5-4
R. Brind'Amour	4/18/95	1:30	@ Philadelphia	Wregget	4:3
Yanic Perrault	10/21/95	0:40	vs. Los Angeles	Wregget	3-2
Steve Thomas	3/9/96	0:21	vs. New Jersey	Barrasso	4:3
Shawn Burr	10/5/96	1:37	vs. Tampa Bay	Barrasso	4:3
Adam Oates	11/14/96	1:05	@ Boston	Wregget	2-1
Valeri Kamensky	1/23/97	3:55	vs. Colorado	Lalime	4:3
B. Shanahan	2/8/97	2:01	vs. Detroit	Lalime	6-5

STREAKS

HISTORY: STREAKS

(WINNING-UNBEATEN-LOSING-WINLESS)

OVERALL YEAR	HOME				ROAD							
	WIN	UNBT	LOSS	WINL	WIN	UNBT	LOSS	WINL				
1967-68	4	5	3	4	3	5	2	5	3	3	5	8
1968-69	4	6	7	9	4	4	4	6	2	5	8	14
1969-70	3	4	6	10	7	7	2	5	2	2	4	9
1970-71	2	4	4	8	3	4	3	4	2	3	5	18*
1971-72	4	5	6	9	4	8	3	3	3	6	6	14
1972-73	4	5	5	8	3	6	4	4	1	2	9	9
1973-74	3	4	6	8	9	20*	2	4	2	3	4	5
1974-75	3	7	3	7	6	10	4	4	3	4	4	6
1975-76	4	11	3	7	3	7	2	3	2	6	7	9
1976-77	3	6	4	6	2	6	3	5	2	2	3	6
1977-78	2	7	5	6	6	8	3	3	2	6	5	8
1978-79	4	10	4	5	4	7	5	5	3	7	6	8
1979-80	3	7	6	8	5	6	3	3	2	3	7	7
1980-81	6	6	3	6	4	8	2	5	2	4	8	11
1981-82	4	7	4	9	3	3	4	7	3	3	7	12
1982-83	3	5	11*	18*	1	2	7*	11*	1	2	18*	18*
1983-84	2	3	8	8	3	3	4	7	4	5	6	7
1984-85	5	5	9	12	4	10	4	6	2	2	8	10
1985-86	5	5	5	7	6	6	2	3	2	2	5	5
1986-87	7	7	4	9	6	5	3	7	2	2	4	12
1987-88	4	4	6	10	6	10	4	4	4	4	4	5
1988-89	5	8	4	6	7	7	4	4	3	3	4	8
1989-90	4	5	4	8	11*	14	3	5	2	3	8	13
1990-91	6	7	3	5	9	9	4	4	3	4	6	10
1991-92	4	6	4	6	10	11	2	3	5	5	4	7
1992-93	17#	18*	3	3	4	7	3	3	7*	8*	3	2
1993-94	4	8	4	4	7	9	2	2	4	4	2	4
1994-95	7	13	3	3	8	8	3	3	4	6	3	3
1995-96	8	8	3	3	6	8	3	3	3	6	4	5
1996-97	6	14	6	6	6	7	3	3	6	7	8	13

* - CLUB RECORD WIN - Winning Streak UNBT - Unbeaten Streak
 # - NHL RECORD LOSS - Losing Streak WINL - Winless Streak

- Longest Winning 17 (March 9 to April 10, 1993)
- Longest Home Winning 11 (Jan. 5 to March 7, 1991)
- Longest Road Winning 7 (Mar. 14 to Apr 9, 1993)
- Longest Unbeaten 18 (March 9 to April 14, 1993) (17-0-1)
- Longest Home Unbeaten 20 (Nov. 30, 1974 to Feb. 22, 1975) (12-0-8)
- Longest Road Unbeaten 8 (March 14 to Apr. 14, 1993) (7-0-1)
- Longest Losing 11 (Jan. 22 to Feb. 10, 1983)
- Longest Home Losing 8 (April 3 to Oct 29, 1983) (2 seasons)
- 7 (Oct. 8 to Oct. 29, 1983)
- Longest Road Losing 18 (Dec. 23 1982 to March 4, 1983)
- Longest Winless 18 (Jan. 2 to Feb. 10, 1983) (0-17-1)
- Longest Home Winless 12 (April 3 to Nov. 9, 1983) (0-10-2) (2 seasons)
- 11 (Oct. 8 to Nov. 9, 1983) (0-9-2)
- Longest Road Winless 18 (Oct. 25, 1970 to Jan. 14, 1971) (0-11-7)
- 18 (Dec. 23, 1982 to March 4, 1983) (0-18-0)
- 211 (Jan 7, 1989 to Oct. 28, 1991)
- Consecutive Games Without Being Shut Out 165 (Jan. 28, 1992 to present)
- Consecutive Home Games Without Being Shut Out 120 (Jan. 12, 1990 to Dec. 29, 1991)
- Consecutive Road Games Without Being Shut Out 156 (March 12, 1977 to Dec. 9, 1978)
- Consecutive Games Without Shutting Out Opponent 95 (April 2, 1980 to Dec. 1, 1982)
- Consecutive Home Games Without Shutting Out Opponent 188 (Jan. 24, 1987 to Dec. 5, 1991)
- Consecutive Road Games Without Shutting Out Opponent 4 (Dec. 8 to Dec. 15, 1979)

HISTORY: HAT TRICKS

NAME/NO	DATE	TEAM	GOALTENDER	NAME/NO	DATE	TEAM	GOALTENDER
1967-68 (2)				1983-84 (3)			
Andy Bathgate	Oct. 18	vs Minnesota	Maniago(2)/Bauman	Andy Brickley	Dec. 26	vs NY Rangers	Steve Weeks
Ken Schinkel	Oct. 21	vs Chicago	Denis Dejordy	Mike Bullard	Jan. 18	vs Winnipeg	Mike Veislar
1968-69 (0)				Mark Taylor	Mar. 29	vs NY Rangers	John Vanbiesbrouck
1969-70 (1)				1984-85 (2)			
Ken Schinkel (2)	Feb. 4	vs Minnesota	Maniago/Broderick(2)	Mike Bullard (2)*	Dec. 5	vs St. Louis	Mike Luit
1970-71 (2)				Mike Bullard (3)	Dec. 26	vs NY Islanders	Kelly Hrudey
Glen Sather	Dec. 19	vs Detroit	Jim McLeod (2) ENG	1985-86 (5)			
Duane Rupp	Mar. 24	vs Detroit	Jim Rutherford	Mike Bullard (4)	Dec. 31	at St. Louis	Rick Wamsley
1971-72 (1)				Mario Lemieux*	Dec. 31	at St. Louis	Rick Wamsley
Bob Leiter	Dec. 1	vs Detroit	Smith (2)/Daley	Mike Bullard (5)	Jan. 22	at Edmonton	Andy Moog
1972-73 (6)				Doug Shedder (2)	Feb. 15	vs Vancouver	Richard Brodeur
Al McDonough	Oct. 11	at St. Louis	Wayne Stephenson	Mike Bullard (6)	Feb. 21	at Detroit	Stefan/LaForest (2)
Lowell MacDonald	Nov. 5	vs Minnesota	Gilles Gilbert	1986-87 (12)			
Al McDonough (2)	Nov. 19	vs Atlanta	Phil Myre	R. Cunneyworth	Oct. 9	vs Washington	Al Jensen
Al McDonough (3)	Nov. 22	vs St. Louis	Wayne Stephenson	Mario Lemieux (2)	Oct. 17	at Buffalo	Tom Barrasso
Eddie Shack	Nov. 29	vs Toronto	Ron Low	Terry Ruskowski	Oct. 18	vs New Jersey	Kari Friessen
Syl Apps	Dec. 13	vs NY Islanders	Gerry Desjardins	Kevin LaVallee	Oct. 29	vs New Jersey	Alain Chevrier
1973-74 (3)				John Chabot	Dec. 6	vs Minnesota	Don Beaupre
Lowell MacDonald (2)	Nov. 13	vs Minnesota	Cesare Maniago	Mario Lemieux (3)*	Dec. 12	vs Toronto	Wregget (3)/Bester
Bob Kelly	Mar. 24	vs Detroit	Doug Grant	Craig Simpson	Dec. 22	at Montreal	Patrick Roy
Lowell MacDonald (3)	Mar. 27	vs Minnesota	Lorne Worsley	Mario Lemieux (4)	Jan. 23	at Vancouver	Frank Caprice
1974-75 (3)				Mario Lemieux (5)	Feb. 5	at Boston	Bill Ranford
Rick Kehoe	Feb. 15	at Toronto	Doug Favell	R. Cunneyworth (2)*	Mar. 3	at Quebec	Gosselin(3)/Malarchuk
Jean Pronovost	Feb. 26	vs Washington	Michel Belhumeur	Mario Lemieux (6)	Mar. 8	at Winnipeg	Eldon Reddick
Pierre Larouche	Mar. 12	vs Boston	Gilles Gilbert	Mario Lemieux (7)	Mar. 12	vs Quebec	Gosselin/ENG(2)
1975-76 (9)				1987-88 (9)			
Jean Pronovost (2)	Nov. 12	at Washington	Bernie Woffe	Dan Quinn	Oct. 15	vs NY Rangers	Bob Froese
Syl Apps (2)	Dec. 17	at California	Gilles Meloche	Mario Lemieux (8)	Oct. 15	vs NY Rangers	Bob Froese
Bob Kelly (2)	Dec. 17	at California	Gilles Meloche	Mario Lemieux (9)	Oct. 24	vs Buffalo	Jacques Cloutier
Stan Gilbertson	Jan. 18	vs NY Rangers	Wilson/ Soetaert	Mario Lemieux (10)	Jan. 5	vs Los Angeles	Glen Healy
Pierre Larouche (2)	Feb. 8	at Vancouver	Smith (2)/Lockett	Mario Lemieux (11)	Jan. 10	at Detroit	Glen Hanlon
Jean Pronovost (3)	Feb. 19	vs Toronto	Doug Favell	Paul Coffey	Jan. 20	at Chicago	Mason(2)/Pang
Pierre Larouche (3)	Feb. 21	vs Chicago	Gilles Villemure	Dan Quinn (2)	Feb. 28	at Chicago	Darren Pang
Lowell MacDonald (4)	Feb. 21	vs Chicago	Gilles Villemure	Dan Quinn (3)	Mar. 7	at Winnipeg	Mike Vernon
Rick Kehoe (2)	Mar. 10	vs Buffalo	Al Smith	Mario Lemieux (12)	Apr. 2	at Washington	Clint Malarchuk
1976-77 (2)				1988-89 (13)			
Rick Kehoe (3)	Oct. 6	vs Vancouver	Maniago (2)/Ridley	Mario Lemieux (13)	Oct. 13	vs Washington	Malarchuk(2)/Peeters
Pierre Larouche (4)	Feb. 19	at Toronto	Palmatier/ Thomas(2)	Rob Brown	Oct. 15	vs NY Rangers	Vincent Riendeau
1977-78 (3)				Mario Lemieux (14)	Oct. 18	vs Philadelphia	Ron Hexall
Bleir Chapman	Nov. 16	at Minnesota	Pete LoPresti	Rob Brown (2)	Nov. 25	at Washington	Clint Malarchuk
Pete Mahovich	Nov. 30	vs Detroit	Ron Low	Mario Lemieux (15)	Dec. 21	at Toronto	Ken Wregget
Wayne Bianchin	Dec. 31	vs Cleveland	Gary Edwards	Mario Lemieux (16)#	Dec. 31	vs New Jersey	Sauve(3)/Terreir ENG
1978-79 (3)				Mario Lemieux (17)	Jan. 10	vs NY Islanders	Kelly Hrudey
Orest Kindrachuk	Mar. 4	at Colorado	Michel Plasse	Rob Brown (3)	Jan. 28	vs Detroit	Stefan(2)/Hanlon
Ron Stackhouse	Mar. 18	at NY Rangers	Wayne Thomas	Rob Brown (4)	Feb. 5	at Boston	Andy Moog
Greg Malone	Mar. 28	vs NY Rangers	Doug Soetaert	Mario Lemieux (18)	Feb. 14	vs Buffalo	Jacques Cloutier
1979-80 (1)				Mario Lemieux (19)	Mar. 12	at Chicago	Alain Chevrier
Gary McAdam	Nov. 28	vs Quebec	Michel Dion	Mario Lemieux (20)	Mar. 25	vs New Jersey	Sauve(2)/Burke
1980-81 (5)				Mario Lemieux (21)*	Mar. 30	vs Hartford	Kay Whitmore
Rick Kehoe (4)	Nov. 26	vs Vancouver	Richard Brodeur	1989-90 (10)			
Rick Kehoe (5)	Dec. 3	at Toronto	Jiri Crha	Mario Lemieux (22)	Oct. 17	vs Toronto	Alan Bester/ENG(2)
Paul Gardner *	Dec. 13	vs Philadelphia	Phil Myre	Kevin Stevens	Oct. 31	vs Los Angeles	Kelly Hrudey
Rick Kehoe (6)	Jan. 14	vs St. Louis	Ed Staniowski	Mario Lemieux (23)	Dec. 2	at Quebec	Ron Tugnutt
Gregg Sheppard	Mar. 16	at Edmonton	Ed Mio	Rob Brown (5)	Dec. 12	vs Boston	Moog(2)/Lemelin
1981-82 (4)				Mario Lemieux (24)*	Jan. 8	at NY Rangers	Froese(2)/Vanbiesbrouck(2)
Paul Gardner (2)	Nov. 7	vs Philadelphia	Pelle Lindbergh	Tony Tanti	Jan. 30	vs Philadelphia	Ken Wregget
Doug Shedden	Jan. 2	vs Hartford	John Garrett	Mario Lemieux (25)	Feb. 2	vs Edmonton	Randy Exelby(2)/ENG
Rick Kehoe (7)	Jan. 20	vs Boston	Marco Baron	Rob Brown (6)	Feb. 10	vs Los Angeles	Hrudey/Gosselin/ENG
Andre St. Laurent	Mar. 6	at Quebec	Dan Bouchard	John Cullen	Feb. 20	vs Philadelphia	Ken Wregget(2)/ENG
1982-83 (3)				Rob Brown (7)	Mar. 4	vs Minnesota	Jarmo Myllys(2)/ENG
Pat Boutette	Oct. 12	vs Vancouver	Richard Brodeur	1990-91 (5)			
Pat Boutette (2)	Oct. 27	vs Washington	Dave Parro	Kevin Stevens(2)	Oct. 25	vs Quebec	Tanner/Tugnutt (2)
Rick Kehoe (8)	Dec. 23	at Detroit	Greg Stefan	Phil Bourque	Dec. 3	at NY Rangers	Vanbiesbrouck/Richter(2)

PENGUINS SHUTOUTS

NAME/NO.	DATE - LOC	SCORE	SV
1967-68 (7)			
Les Binkley	Nov. 4 at California	1-0	31
Hank Bassen	Nov. 15 vs Philadelphia	5-0	27
Les Binkley (2)	Dec. 23 vs Minnesota	4-0	23
Les Binkley (3)	Dec. 27 vs California	0-0	24
Les Binkley (4)	Jan. 28 at Boston	1-0	33
Les Binkley (5)	Feb. 1 vs St. Louis	2-0	22
Les Binkley (6)	Mar. 30 at Philadelphia*	2-0	23
* Game played in Quebec City			
1968-69 (2)			
Joe Daley	Feb. 19 vs Boston	3-0	41
Joe Daley (2)	Mar. 23 vs Minnesota	5-0	32
1969-70 (5)			
Les Binkley (7)	Nov. 12 at Toronto	3-0	31
Les Binkley (8)	Dec. 10 at Los Angeles	2-0	29
Al Smith	Feb. 26 at Los Angeles	1-0	30
Al Smith (2)	Mar. 8 at NY Rangers	0-0	33
Les Binkley (9)	Mar. 25 vs Minnesota	2-2	25
1970-71 (4)			
Les Binkley (10)	Oct. 17 vs Philadelphia	0-0	24
Al Smith (3)	Dec. 8 vs Toronto	4-0	29
Les Binkley (11)	Mar. 3 vs Montreal	4-0	33
Al Smith (4)	Mar. 13 vs Minnesota	0-0	20
1971-72 (1)			
Jim Rutherford	Feb. 17 at Buffalo	2-0	23
1972-73 (5)			
Denis Herron	Oct. 17 at NY Islanders	5-0	24
Denis Herron (2)	Oct. 24 at Vancouver	4-0	23
Jim Rutherford (2)	Jan. 20 vs Boston	3-0	26
Jim Rutherford (3)	Feb. 20 at NY Islanders	4-0	34
Jim Rutherford (4)	Feb. 24 vs Chicago	2-0	32
1973-74 (1)			
Andy Brown	Mar. 24 vs Detroit	8-0	23
1974-75 (2)			
Gary Inness	Nov. 17 vs Washington	5-0	26
Gary Inness (2)	Nov. 23 vs Los Angeles	0-0	30
1975-76 (2)			
Michel Plasse	Mar. 6 vs Minnesota	5-0	18
Michel Plasse (2)	Mar. 28 vs Detroit	3-0	29
1976-77 (6)			
Dunc Wilson	Nov. 13 vs Philadelphia	1-0	25
Dunc Wilson (2)	Nov. 21 vs Chicago	5-0	25
Dunc Wilson (3)	Jan. 19 at Vancouver	3-0	21
Dunc Wilson (4)	Jan. 27 at NY Rangers	3-0	30
Dunc Wilson (5)	Feb. 3 at Cleveland	0-0	22
Denis Herron (3)	Mar. 5 vs Colorado	3-0	32
1977-78 (0)			
1978-79 (2)			
Greg Millen	Dec. 3 vs St. Louis	3-0	33
Greg Millen (2)	Jan. 16 vs Minnesota	5-0	25
1979-80 (3)			
Greg Millen (3)	Dec. 19 at Chicago	0-0	29
Rob Holland	Mar. 2 vs NY Islanders	0-0	24
Greg Millen (4)	Mar. 30 vs Washington	4-0	28
1980-81 (0)			

NAME/NO.	DATE - LOC	SCORE	SV
1981-82 (1)			
Gary Edwards	Mar. 21 at Colorado	6-0	28
1982-83 (1)			
Denis Herron (4)	Dec. 4 vs Philadelphia	0-0	34
1983-84 (2)			
Denis Herron (5)	Oct. 14 at Washington	4-0	29
Roberto Romano	Feb. 1 vs Minnesota	4-0	34
1984-85 (2)			
Roberto Romano (2)	Dec. 28 vs Hartford	4-0	34
Denis Herron (6)	Mar. 16 vs NY Rangers	5-0	26
1985-86 (2)			
Roberto Romano (3)	Dec. 2 at NY Rangers	6-0	40
Roberto Romano (4)	Feb. 8 vs New Jersey	4-0	27
1986-87 (1)			
G. Meloche/R. Romano	Jan. 23 at Vancouver	6-0	30
(Romano replaced Meloche at 10:11)			
1987-88 (2)			
Frank Pietrangelo	Feb. 4 vs Minnesota	1-0	31
Steve Guenette	Mar. 19 vs Philadelphia	7-0	38
1988-89 (0)			
1989-90 (1)			
Wendell Young	Nov. 14 vs NY Rangers	6-0	25
1990-91 (1)			
Tom Barrasso	Dec. 28 vs Detroit	5-0	27
1991-92 (1)			
Tom Barrasso (2)	Dec. 5 at San Jose	8-0	39
1992-93 (5)			
Tom Barrasso (3)	Nov. 3 vs NY Islanders	2-0	19
Tom Barrasso (4)	Nov. 21 vs New Jersey	2-0	29
Tom Barrasso (5)	Dec. 23 at Philadelphia	4-0	20
K. Wregget/T. Barrasso	Feb. 28 vs Boston**	4-0	28
(Barrasso replaced Wregget at 55:18)			
Tom Barrasso (6)	Feb. 10 at NY Rangers	3-0	30
** Game played in Atlanta			
1993-94 (3)			
Ken Wregget (2)	Jan. 27 vs Quebec	3-0	38
Tom Barrasso (7)	Feb. 13 at Philadelphia	3-0	22
Tom Barrasso (8)	Apr. 11 at Ottawa	4-0	32
1994-95 (0)			
1995-96 (5)			
Ken Wregget (2)	Nov. 1 vs Tampa Bay	10-0	27
Ken Wregget (3)	Nov. 18 vs Washington	3-0	32
Ken Wregget (4)	Dec. 9 vs Hartford	6-0	35
Tom Barrasso (9)	Jan. 17 at Buffalo	1-0	31
Tom Barrasso (10)	Feb. 16 at Winnipeg	1-0	32
1996-97			
Ken Wregget (5)	Nov. 12 vs Buffalo	3-0	25
Patrick Lalime	Dec. 13 at San Jose	4-0	20
Ken Wregget (6)	Dec. 19 at St. Louis	4-0	25
Patrick Lalime (2)	Dec. 28 vs Buffalo	2-0	21
Patrick Lalime (3)	Jan. 15 at Hartford	3-0	31

TOTAL - 72 HOME - 43 ROAD - 29
MOST ALL-TIME: Les Binkley (11), Tom Barrasso (10)
MOST ONE YEAR (Goalie)- Les Binkley (6) in 1967-68
MOST ONE YEAR (Team)- 7 in 1967-68

HISTORY: OPPONENT SHUTOUTS

NAME/NO	DATE/LOC	SCORE/SV	OPPONENT	DATE/LOC	SCORE/SV
1967-68 (5)					
Doug Favell, PHI	Oct. 17 at Philadelphia	1-0 17	Gerry Cheevers, BOS (3)	Nov. 24 at Pittsburgh	4-0 34
Gary Smith, CAL	Dec. 27 at Pittsburgh	0-0 34	Wayne Thomas, TOR	Jan. 11 at Pittsburgh	2-0 30
Bruce Gamble, TOR	Jan. 13 at Toronto	7-0 33	Gary Edwards, CLE	Feb. 3 at Cleveland	0-0 22
Ed Giacomini, NYR	Mar. 17 at NY Rangers	3-0 20	Rogie Vachon, LA (7)	Mar. 2 at Pittsburgh	5-0 26
Cesare Maniago, MIN	Mar. 23 at Minnesota	3-0 31	Wayne Stevens, PHI	Mar. 14 at Philadelphia	4-0 22
1968-69 (8)					
Bernie Parent, PHI	Oct. 17 at Philadelphia	3-0 20	Gilles Gilbert, BOS	Mar. 27 at Boston	3-0 11
Doug Favell, PHI (2)	Nov. 9 at Pittsburgh	3-0 37	1977-78 (2)		
Gerry DeJardins, LA	Jan. 18 at Los Angeles	4-0 30	Bernie Parent, PHI (10)	Oct. 28 at Philadelphia	11-0 20
Bruce Gamble, TOR (2)	Jan. 25 at Pittsburgh	2-0 30	Dan Bouchard, ATL	Jan. 18 at Atlanta	1-0 25
Glenn Hall, STL	Feb. 12 at St. Louis	2-0 19	1978-79 (4)		
Lorne Worsley, MTL	Feb. 16 at Pittsburgh	4-0 36	Dan Bouchard, ATL (2)	Nov. 3 at Atlanta	2-0 25
Roy Edwards, DET	Feb. 20 at Detroit	3-0 26	Michel Larocque, MTL	Feb. 22 at Montreal	12-0 25
Ed Johnston, BOS	Mar. 2 at Boston	4-0 19	Mario Lessard, LA	Mar. 7 at Pittsburgh	4-0 26
1969-70 (14)					
Gerry Cheevers, BOS	Oct. 19 at Boston	4-0 26	Mike Palmateer, TOR	Mar. 11 at Toronto	4-0 39
Gerry DeJardins, LA (2)	Oct. 22 at Los Angeles	2-0 25	1979-80 (6)		
Ernie Wakley, STL	Nov. 13 at St. Louis	4-0 25	Tony Esposito, CHI (4)	Dec. 19 at Chicago	0-0 37
Jacques Plante, STL	Nov. 19 at Pittsburgh	4-0 18	Pete Peeters, PHI	Feb. 2 at Pittsburgh	4-0 30
Bruce Gamble, TOR (3)	Dec. 6 at Toronto	5-0 25	Don Edwards, BUF	Feb. 7 at Buffalo	9-0 25
Bernie Parent, PHI (2)	Dec. 21 at Philadelphia	4-0 28	Michel Dion, QUE	Feb. 24 at Quebec	2-0 33
Tony Esposito, CHI	Dec. 27 at Pittsburgh	3-0 30	Glen Resch, NYI	Mar. 2 at Pittsburgh	0-0 22
Ernie Wakley, STL (2)	Jan. 3 at St. Louis	6-0 26	Bill McKenzie, COL	Mar. 28 at Colorado	5-0 30
Tony Esposito, CHI (2)	Jan. 14 at Chicago	5-0 28	1980-81 (1)		
Bruce Gamble, TOR (4)	Jan. 17 at Toronto	4-0 38	Pete Peeters, PHI (2)	Jan. 21 at Pittsburgh	5-0 33
Terry Sawchuck, NYR	Feb. 1 at NY Rangers	6-0 29	1981-82 (1)		
Gerry Cheevers, BOS (2)	Feb. 14 at Pittsburgh	3-0 35	Pat Riggan, CAL	Jan. 16 at Calgary	4-0 29
Ed Giacomini, NYR (2)	Mar. 8 at NY Rangers	0-0 25	1982-83 (3)		
Ed Giacomini, NYR (3)	Mar. 18 at Pittsburgh	2-0 30	Billy Smith, NYI	Oct. 14 at NY Islanders	9-0 30
1970-71 (7)					
Bernie Parent, PHI (3)	Oct. 17 at Pittsburgh	0-0 30	Peile Lindberg, PHI	Dec. 4 at Pittsburgh	0-0 24
Ernie Wakley, STL (3)	Nov. 19 at Pittsburgh	1-0 20	Markus Mattson, MIN	Jan. 12 at Pittsburgh	7-0 40
Cesare Maniago, MIN (2)	Dec. 12 at Pittsburgh	1-0 35	1983-84 (4)		
Tony Esposito, CHI (3)	Feb. 7 at Chicago	1-0 28	Al Jensen, WAS	Oct. 25 at Pittsburgh	1-0 26
Ed Giacomini, NYR (4)	Feb. 20 at Pittsburgh	1-0 37	Mike Liut, STL	Dec. 13 at St. Louis	2-0 16
Ed Giacomini, NYR (5)	Feb. 27 at Pittsburgh	4-0 26	Tony Esposito, CHI (5)	Jan. 15 at Chicago	2-0 35
Cesare Maniago, MIN (3)	Mar. 13 at Pittsburgh	0-0 31	Pat Riggan, WAS (2)	Mar. 24 at Washington	6-0 18
1971-72 (6)					
Cesare Maniago, MIN (4)	Oct. 28 at Minnesota	2-0 35	1984-85 (2)		
Gary Smith, CHI (2)	Jan. 8 at Pittsburgh	4-0 24	Kelly Hrudey, NYI	Feb. 2 at Pittsburgh	4-0 26
Ernie Wakley, STL (4)	Jan. 22 at St. Louis	1-0 25	Bob Janecyk, LA	Mar. 5 at Los Angeles	6-0 21
Bruce Gamble, PHI (5)	Jan. 30 at Philadelphia	4-0 33	1985-86 (1)		
Cesare Maniago, MIN (5)	Feb. 20 at Minnesota	2-0 40	Kelly Hrudey, NYI (2)	Jan. 9 at NY Islanders	9-0 27
Bernie Parent, TOR (4)	Feb. 23 at Toronto	2-0 34	1986-87 (2)		
1972-73 (3)					
Roger Crozier, BUF	Nov. 12 at Buffalo	1-0 18	Darren Elliot, LA	Dec. 17 at Los Angeles	3-0 26
R. Low/J. Plante, TOR	Dec. 29 at Pittsburgh	4-0 42	Glen Hanlon, DET	Jan. 18 at Pittsburgh	1-0 36
Ed Giacomini, NYR (6)	Jan. 7 at NY Rangers	3-0 24	1987-88 (3)		
1973-74 (7)					
Bernie Parent, PHI (5)	Oct. 27 at Pittsburgh	6-0 23	Allan Bester, TOR	Oct. 29 at Pittsburgh	8-0 26
Dunc Wilson, TOR	Nov. 3 at Toronto	6-0 33	Kirk McLean, VAN	Feb. 17 at Vancouver	5-0 27
Bernie Parent, PHI (6)	Nov. 4 at Philadelphia	7-0 29	Sean Burke, NJD	Mar. 29 at New Jersey	4-0 25
Ed Giacomini, NYR (7)	Nov. 18 at NY Rangers	7-0 33	1988-89 (1)		
Doug Grant, DET	Dec. 15 at Pittsburgh	2-0 36	Pete Peeters, WAS (3)	Jan. 2 at Washington	8-0 14
Rogie Vachon, LA	Jan. 16 at Pittsburgh	2-0 34	1989-90 (0)		
Rogie Vachon, LA (2)	Jan. 26 at Pittsburgh	2-0 25	1990-91 (0)		
1974-75 (6)					
Rogie Vachon, LA (3)	Oct. 28 at Los Angeles	2-0 23	1991-92 (3)		
Rogie Vachon, LA (4)	Nov. 23 at Pittsburgh	0-0 32	Don Beaupre, WAS	Oct. 29 at Pittsburgh	8-0 26
Bernie Parent, PHI (7)	Dec. 22 at Philadelphia	4-0 24	Craig Billington, NJD	Jan. 2 at New Jersey	4-0 16
Bernie Parent, PHI (8)	Mar. 13 at Philadelphia	6-0 22	Bob Essensa, WIN	Jan. 28 at Pittsburgh	4-0 38
Rogie Vachon, LA (5)	Mar. 22 at Los Angeles	4-0 31	1992-93 (2)		
Ken Dryden, MTL	Apr. 2 at Montreal	6-0 23	Tim Chevaldai, DET	Nov. 13 at Detroit	8-0 26
1975-76 (2)					
Rogie Vachon, LA (6)	Oct. 30 at Los Angeles	4-0 21	John Blue, BOS	Jan. 14 at Boston	7-0 21
Gary Desjardins, BUF (3)	Jan. 11 at Buffalo	6-0 28	1993-94 (0)		
1976-77 (7)					
Bernie Parent, PHI (9)	Oct. 28 at Philadelphia	3-0 21	1994-95 (1)		
1977-78 (2)					
1978-79 (4)					
1979-80 (6)					
1980-81 (1)					
1981-82 (1)					
1982-83 (3)					
1983-84 (4)					
1984-85 (2)					
1985-86 (1)					
1986-87 (2)					
1987-88 (3)					
1988-89 (1)					
1989-90 (0)					
1990-91 (0)					
1991-92 (3)					
1992-93 (2)					
1993-94 (0)					
1994-95 (1)					
1995-96 (2)					
1996-97 (1)					
1997-98 (0)					
1998-99 (0)					
1999-00 (0)					
2000-01 (0)					
2001-02 (0)					
2002-03 (0)					
2003-04 (0)					
2004-05 (0)					
2005-06 (0)					
2006-07 (0)					
2007-08 (0)					
2008-09 (0)					
2009-10 (0)					
2010-11 (0)					
2011-12 (0)					
2012-13 (0)					
2013-14 (0)					
2014-15 (0)					
2015-16 (0)					
2016-17 (0)					
2017-18 (0)					
2018-19 (0)					
2019-20 (0)					
2020-21 (0)					
2021-22 (0)					
2022-23 (0)					
2023-24 (0)					
TOTAL - 104 HOME - 36 ROAD - 68					
MOST SHUTOUTS AGAINST - Bernie Parent - 10					

PENGUINS ALL-TIME PENALTY SHOTS

PENGUINS PLAYER	OPPONENT	DATE	GOALTENDER	RESULT
George Konik	@St. Louis	Jan. 31, 1968	Glenn Hall	GOAL
Charlie Burns	NY Rangers	Feb. 5, 1968	Ed Giacomin	No Goal
Keith McCreary	NY Rangers	March 18, 1970	Ed Giacomin	No Goal
Jean Pronovost	@ Detroit	Jan. 14, 1971	Roy Edwards	GOAL
Greg Polis	St. Louis	Feb. 24, 1971	Ernie Wakeley	No Goal
Syl Apps	@ Toronto	Feb. 9, 1972	Bernie Parent	GOAL
Lowell MacDonald	@ Buffalo	Nov. 12, 1972	Roger Crozier	No Goal
Ron Schock	Detroit	Jan. 10, 1973	Roy Edwards	No Goal
Chuck Arnason	California	Feb. 16, 1974	Gilles Meloche	No Goal
Ron Schock	@ Washington	Nov. 30, 1976	Bernie Wolfe	No Goal
Blair Chapman	@ Washington	Dec. 4, 1977	Jim Bedard	No Goal
Pete Mahovich	@ Washington	Jan. 21, 1978	Jim Bedard	No Goal
Blair Chapman	Colorado	March 22, 1978	Bill McKenzie	No Goal
Ross Lonsberry	@ NY Islanders	Dec. 5, 1978	Glenn Resch	No Goal
Ross Lonsberry	Minnesota	Feb. 9, 1980	Gilles Meloche	No Goal
Greg Sheppard	St. Louis	Jan. 14, 1981	Ed Staniowski	GOAL
Dave Hannon	@ Washington	Oct. 14, 1983	Pat Riggan	GOAL
Andy Brickley	Chicago	Nov. 23, 1984	Murray Bannerman	No Goal
Mario Lemieux	@ Quebec	Dec. 29, 1984	Mario Gosselin	GOAL
Warren Young	@ Toronto	Jan. 2, 1985	Tim Bernhardt	GOAL
Mario Lemieux	@ NY Islanders	Jan. 19, 1988	Kelly Hrudey	GOAL
Mario Lemieux	New Jersey	Dec. 31, 1988	Chris Terreni	GOAL
Mario Lemieux	@ Los Angeles	March 7, 1989	Kelly Hrudey	GOAL
Jock Callander	Montreal	March 18, 1989	Patrick Roy	GOAL
Mario Lemieux	@ Washington	Nov. 24, 1989	Bob Mason	GOAL
Bob Errey	New Jersey	Jan. 5, 1991	Chris Terreni	GOAL
Bob Errey	Minnesota	Oct. 31, 1991	Darcy Wakaluk	GOAL
Mario Lemieux	Edmonton	March 17, 1992	Bill Ranford	No Goal
Jaromir Jagr	Washington	Jan. 28, 1993	Don Beaupre	No Goal
Martin Straka	@ Quebec	March 16, 1995	Jocelyn Thibault	No Goal
Mario Lemieux	Buffalo	March 23, 1996	Dominik Hasek	No Goal
Jaromir Jagr	@ Florida	Nov. 9, 1996	Mark Fitzpatrick	No Goal
Mario Lemieux	@ Florida	April 11, 1997	John Vanbiesbroeck	GOAL

Pittsburgh has scored 14 times in 33 attempts, going 4 for 16 at home and going 10 of 17 on the road.

OPPONENTS PLAYER	OPPONENT	DATE	GOALTENDER	RESULT
Bill Collins	Minnesota	Dec. 23, 1967	Les Binkley	No Goal
Ralph Stewart	@ NY Islanders	March 5, 1974	Andy Brown	No Goal
Dave Keon	@ Toronto	March 20, 1974	Gary Inness	GOAL
Bill Goldsworthy	@ NY Rangers	Nov. 14, 1976	Dunc Wilson	No Goal
Alain Daigle	Chicago	Nov. 21, 1976	Dunc Wilson	No Goal
Al MacAdam	Cleveland	Dec. 16, 1976	Denis Herron	GOAL
Orest Kindrachuk	Philadelphia	Oct. 15, 1977	Dunc Wilson	GOAL
Ilkka Sinisalo	Philadelphia	Oct. 11, 1981	Paul Harrison	GOAL
Bob Bourne	@ NY Islanders	Feb. 17, 1983	Denis Herron	No Goal
Dino Ciccarelli	@ Minnesota	March 16, 1983	Denis Herron	No Goal
Tony Currie	@ Hartford	March 17, 1984	Denis Herron	No Goal
Michel Goulet	@ Quebec	Dec. 29, 1984	Denis Herron	No Goal
Dave Williams	@ Los Angeles	Jan. 21, 1987	Roberto Romano	No Goal
Alan Kerr	@ NY Islanders	Feb. 26, 1987	Pat Riggan	No Goal
Doug Gilmour	St. Louis	March 1, 1987	Pat Riggan	No Goal
Michel Goulet	Quebec	March 12, 1987	Pat Riggan	No Goal
Mark Johnson	@ New Jersey	Oct. 9, 1987	Pat Riggan	No Goal
Dave Tippett	@ Hartford	Jan. 9, 1988	Giles Meloche	No Goal
Doug Small	Winnipeg	Oct. 10, 1989	Tom Barrasso	No Goal
Dale Hunter	Washington	Dec. 16, 1989	Wendell Young	No Goal
Tomas Sandstrom	Los Angeles	Feb. 10, 1990	Wendell Young	GOAL
Scott Pearson	Quebec	March 16, 1990	Tom Barrasso	GOAL
Darren Turcotte	@ NY Rangers	Dec. 29, 1991	Wendell Young	No Goal
Joe Nieuwendyk	@ Calgary	Jan. 23, 1993	Ken Wregget	No Goal
Scott Niedermayer	@ New Jersey	Feb. 7, 1996	Ken Wregget	No Goal
Robert Reichel	@ Calgary	Oct. 24, 1996	Tom Barrasso	GOAL

Pittsburgh's opponents have scored 7 times in 26 attempts, stopping 6 of 11 shots at home and 13 of 15 on the road.

PENGUINS OF PITTSBURGH

SEASON OPENERS (14-11-5)

Oct. 5, 1996	Tampa Bay	4	at Pittsburgh	3	L	Oct. 6, 1981	Pittsburgh	2	at St. Louis	6	L
Oct. 7, 1995	Toronto	3	at Pittsburgh	8	W	Oct. 9, 1980	Pittsburgh	4	at Philadelphia	7	L
Jan. 20, 1995	Pittsburgh	5	at Tampa Bay	3	W	Oct. 10, 1979	Winnipeg	2	at Pittsburgh	4	W
Oct. 5, 1993	Pittsburgh	3	at Philadelphia	4	L	Oct. 11, 1978	Toronto	3	at Pittsburgh	2	L
Oct. 6, 1992	Philadelphia	3	at Pittsburgh	3	T	Oct. 12, 1977	St. Louis	2	at Pittsburgh	4	W
Oct. 4, 1991	Pittsburgh	5	at Buffalo	4	W	Oct. 6, 1976	Vancouver	5	at Pittsburgh	9	W
Oct. 5, 1990	Pittsburgh	7	at Washington	4	W	Oct. 7, 1975	Pittsburgh	4	at Washington	2	W
Oct. 5, 1989	Pittsburgh	4	at Boston	5	L	Oct. 9, 1974	Pittsburgh	4	at Minnesota	2	W
Oct. 7, 1988	Pittsburgh	6	at Washington	4	W	Oct. 12, 1973	Pittsburgh	4	at Atlanta	3	W
Oct. 8, 1987	Pittsburgh	4	at NY Rangers	4	T	Oct. 7, 1972	Los Angeles	2	at Pittsburgh	4	W
Oct. 9, 1986	Washington	4	at Pittsburgh	5	W	Oct. 9, 1971	Philadelphia	2	at Pittsburgh	3	W
Oct. 10, 1985	Montreal	5	at Pittsburgh	3	L	Oct. 10, 1970	Buffalo	2	at Pittsburgh	1	L
Oct. 11, 1984	Pittsburgh	3	at Boston	4	L	Oct. 11, 1969	Oakland	2	at Pittsburgh	2	T
Oct. 4, 1983	Pittsburgh	3	at St. Louis	5	L	Oct. 12, 1968	Montreal	1	at Pittsburgh	1	T
Oct. 5, 1982	Pittsburgh	3	at New Jersey	3	T	Oct. 11, 1967	Montreal	2	at Pittsburgh	1	L

HOME OPENERS (18-8-4)

AWAY OPENERS (11-13-6)

Oct. 5, 1996	vs. Tampa Bay	3-4*	L	Oct. 8, 1996	at Hartford	3-7	L
Oct. 7, 1995	vs. Toronto	8-3	W	Oct. 9, 1995	at Colorado	6-6	T
Jan. 27, 1995	vs. Ottawa	5-4	W	Jan. 20, 1995	at Tampa Bay	5-3	W
Oct. 7, 1993	vs. Montreal	2-1	W	Oct. 5, 1993	at Philadelphia	3-4	L
Oct. 6, 1992	vs. Philadelphia	3-3	T	Oct. 10, 1992	at Montreal	3-3	T
Oct. 6, 1991	vs. Philadelphia	2-2	T	Oct. 4, 1991	at Buffalo	5-4	W
Oct. 7, 1990	vs. New Jersey	7-4	W	Oct. 5, 1990	at Washington	7-4	W
Oct. 10, 1989	vs. Winnipeg	5-1	W	Oct. 5, 1989	at Boston	4-5	L
Oct. 11, 1988	vs. Washington	8-7	W	Oct. 7, 1988	at Washington	6-4	W
Oct. 13, 1987	vs. Buffalo	8-3	W	Oct. 8, 1987	at NY Rangers	4-4	T
Oct. 9, 1986	vs. Washington	5-4	W	Oct. 12, 1986	at Chicago	4-1	W
Oct. 10, 1985	vs. Montreal	3-5	L	Oct. 18, 1985	at Chicago	5-5	T
Oct. 17, 1984	vs. Vancouver	4-3	W	Oct. 11, 1984	at Boston	3-4	L
Oct. 8, 1983	vs. NY Rangers	1-6	L	Oct. 4, 1983	at St. Louis	3-5	L
Oct. 9, 1982	vs. NY Rangers	3-5	L	Oct. 5, 1982	at New Jersey	3-3	T
Oct. 10, 1981	vs. Quebec	2-1	W	Oct. 6, 1981	at St. Louis	2-6	L
Oct. 11, 1980	vs. Winnipeg	5-4	W	Oct. 9, 1980	at Philadelphia	4-7	L
Oct. 10, 1979	vs. Winnipeg	4-2	W	Oct. 14, 1979	at Boston	4-1	W
Oct. 11, 1978	vs. Toronto	2-3	L	Oct. 12, 1978	at Boston	2-8	L
Oct. 12, 1977	vs. St. Louis	4-2	W	Oct. 14, 1977	at Washington	1-2	L
Oct. 6, 1976	vs. Vancouver	9-5	W	Oct. 7, 1976	at Montreal	1-10	L
Oct. 11, 1975	vs. Washington	7-5	W	Oct. 7, 1975	at Washington	4-2	W
Oct. 12, 1974	vs. Detroit	7-2	W	Oct. 9, 1974	at Minnesota	4-2	W
Oct. 13, 1973	vs. NY Rangers	2-8	L	Oct. 12, 1973	at Atlanta	4-3	W
Oct. 7, 1972	vs. Los Angeles	4-2	W	Oct. 11, 1972	at St. Louis	5-2	W
Oct. 9, 1971	vs. Philadelphia	3-2	W	Oct. 10, 1971	at Buffalo	1-2	L
Oct. 10, 1970	vs. Buffalo	1-2	L	Oct. 15, 1970	at Minnesota	2-4	L
Oct. 11, 1969	vs. California	2-2	T	Oct. 19, 1969	at Boston	0-4	L
Oct. 12, 1968	vs. Montreal	1-1	T	Oct. 16, 1968	at Toronto	2-2	T
Oct. 11, 1967	vs. Montreal	1-2	L	Oct. 13, 1967	at St. Louis	3-1	W

* in overtime

PENGUINS BEST COMEBACKS

HISTORY: BEST COMEBACKS

December 7, 1995 (Pittsburgh) -- Montreal led 4-0 in the second period, but the Penguins score seven unanswered goals, two each by Mario Lemieux and Tomas Sandstrom to win 7-5.

February 19, 1995 (Pittsburgh) -- The Sabres built up a 3-0 lead after two periods. The Penguins scored three third period goals, including a Luc Robitaille goal at 19:39 to gain a 3-3 tie.

December 12, 1993 (Pittsburgh) -- The Devils built up a 3-0 lead midway through the first period, but the Penguins answered with three goals, two by Kevin Stevens, to tie the game. Steven completed the hat trick in the third period to lead the Penguins to the 6-5 victory.

February 21, 1991 (Pittsburgh) -- Toronto jumped off to a 3-0 lead early in the second period, but the Penguins struck back with six unanswered goals on the way to an 11-4 rout.

October 15, 1991 (NY Islanders) -- The Penguins trailed the Islanders twenty seconds into the third period, 6-2, but came back with four goals, two by Mario Lemieux, to tie the game. Phil Bourque's goal at 2:30 of overtime gave the Penguins a 7-6 victory.

February 22, 1990 (Pittsburgh) -- The Penguins trailed the Islanders 3-0 after the first period but battled back to post a 4-3 victory on Randy Gilhen's goal at 4:26 of the third period.

February 3, 1989 (Pittsburgh) -- The Penguins trailed St. Louis 3-0 after two periods but scored three third period goals to gain the tie. Troy Loney scored the tying goal at 5:35 of the third period.

March 25, 1989 (Pittsburgh) -- New Jersey built up a 3-0 lead after one period but Mario Lemieux's third goal of the game, with five seconds left in regulation, led the Penguins to a 5-4 win.

December 10, 1988 (Pittsburgh) -- The Penguins trailed New Jersey 3-0 in the second period but came back with four goals to earn the tie. Mario Lemieux's second goal of the game was the tying one at 10:51 of the third.

January 3, 1987 (Pittsburgh) -- The Penguins trailed Montreal 3-0 after one period but scored six consecutive goals to earn the 6-4 victory. Randy Cunneyworth scored twice, including the game winner at 8:49 of the third period.

March 24, 1987 (Pittsburgh) -- The Penguins trailed Philadelphia 3-0 midway through the game, but goals by Wally Lindstrom, Terry Ruskowski and Warren Young gained Pittsburgh a 3-3 tie.

December 20, 1987 (New York Rangers) -- Pittsburgh trailed the Rangers 3-0 early in the first period but scored four first period goals of their own en route to an 8-4 rout.

November 21, 1987 (Calgary) -- Pittsburgh trailed Calgary 4-0 after two periods but rallied with four third period goals to earn the tie. Mario Lemieux scored the tying goal at 14:07 of the third period.

November 25, 1987 (Pittsburgh) -- The Penguins trailed Quebec 4-0 at the 12-minute mark of the second period but reeled off six consecutive goals for the win. Rob Brown scored the game-winner at 11:35 of the third period.

November 28, 1987 (Pittsburgh) -- Washington built up a 3-0 lead, but the Penguins battled back to go ahead 5-4 before the Capitals tied the game.

February 24, 1986 (Pittsburgh) -- The Penguins trailed Los Angeles 4-0 after one period but came back from behind to win 6-5 on Doug Shedden's goal at 3:54 of overtime. It was the first home overtime win in Penguin history.

October 9, 1986 (Pittsburgh) -- Washington took a 3-0 lead early in the season opener but the Penguins rallied behind Randy Cunneyworth's hat trick to post a 5-4 victory.

January 19, 1985 (Pittsburgh) -- Chicago jumped out to a 4-0 lead after one period but the Penguins answered with five second period goals to register a 5-4 win. Troy Loney scored the game-winner at 17:57 of the second period.

October 23, 1985 (Toronto) -- Pittsburgh trailed 4-1 in the second period but eventually posted a 5-4 victory. Jim McGeough scored at 18:28 of the third period for the win.

November 4, 1982 (New Jersey) -- The Penguins trailed New Jersey 3-0 but rallied for the 4-4 tie behind two goals from Rick Kehoe, including the tying goal at 11:54 of the third period.

October 7, 1981 (Chicago) -- Pittsburgh trailed Chicago 4-1 late in the second period but rallied on goals by Pat Boutette, Mike Bullard, Rick Kehoe and Greg Malone to gain the 5-5 tie.

Malone scored the game-tying goal at 19:39 of the final period.

December 3, 1980 (Toronto) -- Pittsburgh trailed Toronto 3-0 at the 10:37 mark of the second period before rallying for the 4-4 tie behind Rick Kehoe's hat trick.

January 12, 1980 (Philadelphia) -- The Penguins trailed Philadelphia 3-0 after the first period but rallied for the 4-4 tie on Rick Kehoe's goal at 6:03 of the third period.

December 31, 1978 (Detroit) -- The Penguins trailed Detroit 4-0 at the 15:11 mark of the second period, but goals from five different players, including Randy Carlyle's game-winner with seven seconds remaining, gave the Penguins a 5-4 victory.

December 26, 1977 (Toronto) -- The Penguins trailed Toronto 3-0 midway through the first period, but two Jean Pronovost goals along with Blair Chapman's goal at 19:28 of the third period gave the Penguins a 5-4 win.

February 28, 1976 (Pittsburgh) -- The Penguins trailed Vancouver 4-1 at the 14:04 mark of the second period before reeling off four straight goals to win 5-4. Bob Kelly got the game-winner at 10:39 of the third period.

October 25, 1975 (Pittsburgh) -- The Penguins fell behind Philadelphia 4-0 in the middle of the second period but rallied for the 4-4 tie on consecutive goals from Chuck Arnason, Bob Kelly, Colin Campbell and Pierre Larouche.

December 19, 1974 (Pittsburgh) -- The Penguins trailed Kansas City 4-1 in the second period before scoring three consecutive goals to earn the tie. Pierre Larouche scored at 17:33 of the third period to tie the game.

April 1, 1973 (Pittsburgh) -- The Penguins trailed Philadelphia 4-1 in the last game of the season before scoring four unanswered goals for the 5-4 win. Jean Pronovost scored the game-winner at 18:47 of the third period.

March 29, 1972 (Pittsburgh) -- The Penguins trailed California 4-1 at the 14:34 mark of the second period before scoring four consecutive goals for the win. Jean Pronovost's goal at 14:48 of the third period was the game-winner.

November 4, 1972 (Pittsburgh) -- New York held a 4-1 advantage over the Penguins late in the first period before the Penguins rallied for five goals to post a 6-4 win. Bryan Hextall scored twice while Eddie Shack netted the game-winner.

March 7, 1971 (Pittsburgh) -- The Penguins fell behind 3-0 to California after two periods of play but scored three times in the third period to force the deadlock. Wally Boyer scored the tying goal at the 7:39 mark.

ONE PLAYER

FASTEST TWO GOALS,

PITTSBURGH:	7 seconds by Wally Boyer, March 5, 1970 at Detroit vs. Roy Edwards in a 5-3 Detroit win.
	8 seconds by Shawn McEachern, Oct. 22, 1992 vs. Detroit vs. Tim Cheveldae in a 9-6 Pittsburgh win.
	9 seconds by Darryl Edestrand, March 12, 1972 at Boston vs. Gerry Cheevers in a 4-4 tie.
OPPONENT:	6 seconds by Sylvain Turgeon (Hartford), March 28, 1987 at Hartford vs. Pat Riggin in a 5-4 Hartford win.

FASTEST TWO ASSISTS,

PITTSBURGH:	7 seconds by Ron Schock, March 5, 1970 at Detroit on goals by Wally Boyer in a 5-3 Detroit win.
OPPONENT:	6 seconds by Pete Mahovlich (Montreal), April 2, 1975 at Montreal in a 6-0 Montreal win.

FASTEST THREE GOALS,

PITTSBURGH:	4:17 by Lowell MacDonald, Nov. 13, 1973 vs. Minnesota vs. Cesare Maniago in a 5-2 Pittsburgh win.
OPPONENT:	1:18 by Derek King (NY Islanders), Oct. 15, 1991 vs. Tom Barrasso at NY Islanders in a 7-6 Pittsburgh overtime win.

FASTEST FOUR GOALS,

PITTSBURGH:	14:54 by Mario Lemieux, Jan. 26, 1997 at Montreal vs. Jocelyn Thibault in a 5-2 Pittsburgh win.
OPPONENT:	34:40 by Stan Gilbertson (Washington), April 6, 1975 vs. Bob Johnson at Washington in an 8-4 Washington win.

TEAM

FASTEST TWO GOALS,

BOTH TEAMS (NHL RECORD):	4 seconds by Wayne Branchin (Pittsburgh) & Guy Chouinard (Atlanta), March 15, 1977 at Atlanta in a 7-3 Atlanta win.
	5 seconds by Rick Marin (Buffalo) and Greg Polis (Pittsburgh), Jan. 1974 at Buffalo in a 6-1 Buffalo win.
PITTSBURGH:	6 seconds by Paul Coffey and Troy Loney, Feb. 22, 1990 vs. NY Islanders in a 4-3 Pittsburgh overtime win.
	6 seconds by Mark Recchi and John Cullen, Feb. 16, 1990 at Winnipeg in a 3-3 tie.
OPPONENT:	6 seconds by Guy Lafleur and Steve Shutt (Montreal), April 2, 1975 at Montreal in a 6-0 Montreal win.
	6 seconds by Sylvain Turgeon (2) Hartford, March 28, 1987 at Hartford in a 5-4 Hartford win.

FASTEST THREE GOALS,

BOTH TEAMS:	30 seconds by Mario Lemieux (2) (Pittsburgh) & Al Iafrate (Toronto), October 17, 1989 vs. Toronto in a 7-5 Pittsburgh win.
PITTSBURGH:	27 seconds by Al McDonough, Ken Schinkel and Ron Schock, Nov. 22, 1972 vs. St. Louis in a 10-4 Pittsburgh win.
OPPONENT:	21 seconds by Michal Pivonka & Steve Leach (2) (Washington), Nov. 25, 1990 at Washington in a 7-3 Washington win.

FASTEST FOUR GOALS,

BOTH TEAMS:	1:17 by Pierre Larouche (Pittsburgh), Guy Lafleur (2) (Montreal) & Pete Mahovlich (Montreal), Jan. 26, 1975 at Montreal in a 7-2 Montreal win.
PITTSBURGH:	1:49 by Bryan Hextall, Jean Pronovost, Al McDonough & Ken Schinkel, Nov. 22, 1972 vs. St. Louis in a 10-4 Pittsburgh win.
	1:49 by Jean Pronovost, Al McDonough, Ken Schinkel & Ron

FASTEST GOALS

OPPONENT:	Schock, Nov. 22, 1972 vs. St. Louis in a 10-4 Pittsburgh win. 1:22 by Bobby Clarke, Ilkka Sinisalo, Reggie Leach & Ken Linseman (Philadelphia), Oct. 11, 1981 at Philadelphia in an 8-2 Philadelphia win.
FIVE FASTEST GOALS,	
BOTH TEAMS:	3:34 by Paul Reinhart (Vancouver), Tony Tanti (Pittsburgh), Jyrki Lumme, (Vancouver), Bob Errey (Pittsburgh), and Greg Adams (Vancouver), March 11, 1990 at Vancouver in a 5-3 Vancouver win.
PITTSBURGH:	2:07 by Bryan Hextall, Jean Pronovost, Al McDonough, Ken Schinkel, & Ron Schock, Nov. 22, 1972 vs. St. Louis in a 10-4 Pittsburgh win.
OPPONENT:	2:37 by Duane Sutter, Bryan Trottier (2), John Tonelli & Duane Sutter (NY Islanders), Jan. 26, 1982 at NY Islanders in a 9-2 NY Islanders win.
FASTEST GOAL, START OF GAME,	
PITTSBURGH:	6 seconds by Jean Pronovost, March 25, 1976 at St. Louis in a 5-2 St. Louis win.
OPPONENT:	9 seconds by Ross Lonsberry (Philadelphia), Oct. 20 1977 at Philadelphia in an 11-0 Philadelphia win.
FASTEST GOAL START OF 2ND PERIOD,	
PITTSBURGH:	7 seconds by Lowell Maconald, Feb. 10, 1973 at Boston in a 6-3 Boston win.
OPPONENT:	7 seconds by Joey Johnston (California), Oct. 20, 1973 at Pittsburgh in a 5-3 Pittsburgh win. 7 seconds by Stan Gilbertson (Washington), Nov. 12, 1975 at Washington in a 6-6 tie.
FASTEST GOAL START OF 3RD PERIOD,	
PITTSBURGH:	12 seconds by Greg Polis, April 1, 1972 at Philadelphia in a 4-4 tie.
OPPONENT:	13 seconds by Jannie Ojanen (New Jersey), Oct. 24, 1992 at New Jersey in a 4-3 Pittsburgh win.
EARLIEST WINNING GOAL,	
PITTSBURGH:	35 seconds by Ken Schinkel, Oct. 17, 1972 at NY Islanders in a 5-0 Pittsburgh win.
OPPONENT:	9 seconds by Ross Lonsberry (Philadelphia), Oct. 9, 1983 in an 11-0 Philadelphia win.
FASTEST TWO GOALS FROM START OF GAME,	
PITTSBURGH:	29 seconds by George Ferguson & Greg Malone, Dec. 6, 1980 vs. Chicago in a 6-4 Pittsburgh win.
OPPONENT:	40 seconds by Tim Kerr & Bill Barber (Philadelphia), Oct. 9, 1983 at Philadelphia in a 7-1 Philadelphia win.
FASTEST OVERTIME GOAL,	
PITTSBURGH:	13 seconds by Kevin Stevens, March 21, 1991 vs. NY Rangers in a 5-4 Pittsburgh win. 24 seconds by Charlie Simmer, Jan. 23, 1988 at Montreal in a 4-3 Pittsburgh win.
OPPONENT:	8 seconds by Tony Amonte (NY Rangers), Feb. 21, 1994 at NY Rangers in a 4-3 NY Rangers win. 35 seconds by Dave Andreychuk (Buffalo), Feb. 8, 1984 at Pittsburgh in a 6-5 Buffalo win.

TEAM RECORDS

Most Goals In One Game:

Pittsburgh	12-	December 26, 1991 - in a 12-1 win vs. Toronto. March 15, 1975 - in a 12-1 win vs. Washington.
Opponent	13-	March 22, 1984 - by Philadelphia in a 13-4 win at Pittsburgh.

Most Shots in Game:

Pittsburgh	65-	March 15, 1975 - in a 12-1 win vs. Washington.
Opponent	55-	October 23, 1976 - by Montreal in a 9-1 win at Pittsburgh.

Most Penalty Minutes in a Game:

Pittsburgh	144-	January 19, 1980 - in a 5-2 loss vs. Edmonton.
Opponent	123-	January 19, 1980 - by Edmonton in a 5-2 win at Pittsburgh.

Most Goals in a Period:

Pittsburgh	8-	December 17, 1991 - in a 10-2 win vs San Jose. (2nd period)
Opponent	6-	Six times - last time - November 25, 1992 by NY Rangers in an 11-3 win at Pittsburgh. (3rd Period)

INDIVIDUAL RECORDS

Most Goals in a Game:

Pittsburgh	5-	Mario Lemieux, March 26, 1996 in an 8-4 win vs. St. Louis.
Opponent	5-	Lemieux, December 31, 1988 in an 8-6 win vs. New Jersey.
	4-	Mike Ridley (Washington), October 11, 1988 - in an 8-7 loss at Pittsburgh.
		- Wayne Gretzky (Edmonton), February 22, 1984 - in a 9-2 win at Pittsburgh.
		- Denis Maruk (California), November 18, 1975 - in a 5-3 win at Pittsburgh.

Most Assists in a Game:

Pittsburgh	6-	Mario Lemieux, November 1, 1995 - in a 10-0 win vs. Tampa Bay.
		- Mario Lemieux, October 15, 1988 - in a 9-2 win vs. St. Louis.
		- Greg Malone, November 28, 1979 - in a 7-2 win vs. Quebec.
		- Ron Stackhouse, March 8, 1975 - in a 8-2 win vs. Philadelphia.
Opponent	6-	Patrik Sundstrom (Vancouver), February 29, 1984 - in 9-2 win at Pittsburgh.

Most Points in a Game:

Pittsburgh	8-	Mario Lemieux, December 31, 1988 - in an 8-6 win vs. New Jersey.
		- Mario Lemieux, October 15, 1988 - in a 9-2 win vs. St. Louis.
Opponent	7-	Patrik Sundstrom, (Vancouver), February 29, 1984 - in a 9-5 win at Pittsburgh.

Most Penalty Minutes in a Game:

Pittsburgh	51-	Russ Anderson, January 19, 1980 - in a 5-2 loss vs. Edmonton.
Opponent	34-	Dave Lumley (Edmonton), January 19, 1980 - in a 5-2 win at Pittsburgh.

Most Saves in a Game:

Pittsburgh	49-	Patrick Lalime, January 21, 1997 - in a 4-2 win vs. Calgary.
Opponent	53-	Wayne Thomas, (Montreal), March 10, 1974 - in a 5-4 win at Pittsburgh.

PENGUINS ENTRY DRAFT SELECTIONS

1967-1996

RD	OV	NAME	POS	TEAM	RD	OV	NAME	POS	TEAM
1967									
1.	2nd	Steve Rex	C	Belleville	7.	116th	Robbie Laird	LW	Regina
2.	11th	Bob Smith	C	Sault Ste. Marie	8.	133rd	Larry Finck	D	St. Catharines
1968									
1.	4th	Gary Swain	LW	Niagra Falls	9.	150th	Jim Chicoyne	D	Brandon
2.	14th	Ron Snell	RW	Regina	10.	166th	Rick Ulrich	RW	Regina
3.	21st	Dave Simpson	D	Westport	11.	181st	Serge Gamelin	RW	Sorel
1969									
1.	Traded to Boston for Jean Pronovost								
2.	15th	Rick Kessel	C	Oshawa	12.	195th	Richard Parron	D	Quebec
3.	26th	Michel Briere	C	Shawinigan	13.	206th	Richard Hindmarch	RW	Calgary Univ.
4.	38th	Yvon Labre	D	Toronto	14.	216th	William Davis	D	Colgate Univ.
5.	50th	Rusty Patenaude	RW	Calgary	15.	223rd	J.D. Mathers	D	Northwestern Univ.
6.	62nd	Paul Hoganson	G	Toronto	1975				
1970									
1.	7th	Greg Polis	LW	Estevan	1.	13th	Gordon Laxton	G	New Westminister
2.	21st	John Stewart	LW	Flin Flon	2.	31st	Russ Anderson	D	U. of Minnesota
3.	35th	Larry Bignell	D	Edmonton	3.	49th	Paul Baxter	D	Winnipeg
4.	40th	Connie Forey	LW	Ottawa	4.	67th	Stouffer	LW	Michigan Tech
5.	63rd	Steve Cardwell	LW	Oshawa	5.	85th	Kim Clackson	D	Victoria
6.	77th	Bob Fithcener	C	Brandon	6.	103rd	Peter Morris	LW	Victoria
7.	90th	Jim Pearson	D	St. Catharines	7.	121st	Mike Will	C	Edmonton
8.	112th	Cam Newton	G	Kitchener	8.	139th	Tapio Levo	D	Finland Nationals
9.	120th	Ron Lemieux	RW	Dauphin	9.	155th	Byron Shutt	LW	Bowling Green
1971									
1.	4th	Traded to St. Louis for Ron Schock			10.	170th	Frank Salive	G	Peterborough
2.	18th	Brian McKenzie	C	St. Catharines	11.	185th	John Glynne	D	Vermont Univ.
3.	32nd	Joe Norris	D	Toronto	12.	198th	John Hudson	D	Denver Univ.
4.	46th	Gerry Methe	D	Oshawa	13.	202nd	Dan Tsubouchi	RW	St. Louis Univ.
5.	60th	Dave Murphy	G	North Dakota	14.	206th	Bronislav Stankovsky	LW	Forgo-Moorehead
6.	74th	Ian Williams	RW	Notre Dame	15.	217th	Kelly Secord	RW	New Westminister
7.	88th	Doug Elliot	D	Harvard	1976				
1972									
1.	4th	Traded to Minnesota for Bob Woytowich			1.	2nd	Blair Chapman	RW	Saskatoon
2.	18th	Jack Lynch	D	Oshawa	(Choice acquired from Kansas City with Simon Nolet & Ed Gilbert for Steve Durban & Chuck Arnason)				
3.	30th	Bernie Lukowich	LW	New Westminister	1.	11th	Traded to Kansas City with Steve Durban & Chuck Arnason for Simon Nolet & Ed Gilbert		
(Choice acquired from NY Rangers)									
3.	40th	Denis Herron	G	Trois Rivieres	2.	19th	Greg Malone	C	Oshawa
4.	56th	Ron Lalonde	C	Peterborough	3.	47th	Morris Lukowich	LW	Medicine Hat
5.	72nd	Brian Walker	C	Calgary	4.	65th	Greg Redquest	G	Kingston
6.	88th	Jeff Ablett	LW	Medicine Hat	5.	83rd	Brendan Lowe	D	Sherbrooke
7.	104th	D'Arcy Keating	D	Notre Dame	6.	101st	Vic Sirko	D	Oshawa
8.	120th	Yves Bergeron	LW	Shawinigan	1977				
9.	136th	Jay Babcock	LW	London	1.	12th	Traded to Toronto for Rick Kehoe		
10.	149th	Don Atchison	G	Saskatoon	2.	25th	Jim Hamilton	LW	London
1973									
1.	7th	Blaine Stoughton	RW	Flin Flon	3.	48th	Kim Davis	LW	Flin Flon
2.	23rd	Wayne Bianchin	LW	Flin Flon	4.	66th	Marc Johnson	C	U. of Wisconsin
2.	27th	Colin Campbell	D	Peterborough	5.	84th	Traded to Los Angeles for Mike Corrigan		
(Choice acquired from Detroit for Roy Edwards)									
3.	39th	Traded to Detroit for Andy Brown			6.	102nd	Greg Millen	G	Peterborough
4.	55th	Denis Dwyer	D	Toronto	1978				
5.	71st	Guido Tenezi	D	Oshawa	1.	12th	Traded to Philadelphia for Orest Kindrachuk, Ross Lonesberry & Tom Bladen.		
6.	87th	Don Seiling	LW	Oshawa	2.	25th	Mike Meeker	RW	Peterborough
7.	103rd	Terry Ewasjuk	LW	Victoria	3.	42nd	Traded to Montreal for Don Awery		
8.	119th	Fred Comrie	C	Edmonton	4.	60th	Traded to NY Rangers for Dunc Wilson		
9.	134th	Gord Lane	D	New Westminister	4.	61st	Shane Pearsall	LW	Ottawa
10.	150th	Randy Aimee	D	Medicine Hat	(Choice acquired from Los Angeles with Dave Schultz & Gene Carr for Syl Apps & Hartland Monahan)				
11.	164th	Don McLeod	G	Saskatoon	5.	75th	Rob Garner	C	Toronto
1974									
1.	8th	Pierre LaRouche	C	Sorel	1.	10th	Traded to Washington for Hartland Monahan		
2.	26th	Traded to St. Louis with Brian Watson & Greg Polis for Bob Kelly, Steve Durban & Al DeMarco			2.	31st	Paul Marshall	LW	Brantford
2.	27th	Jacques Cossette	RW	Sorel	3.	52nd	Bennett Wolf	D	Kitchener
(Choice acquired from Detroit for Roy Edwards)									
3.	44th	Traded to Detroit for Nelson DeBenedet			4.	73rd	Brian Cross	D	Brantford
4.	62nd	Mario Faubert	D	St. Louis Univ.	5.	94th	Nick Ricci	G	Niagra Falls
5.	80th	Bruce Abehart	G	London	6.	115th	Marc Chorney	D	North Dakota Univ.
6.	98th	William Schneider	LW	U. of Minnesota	1980				
1.	9th	Mike Bullard	C	Brantford	1.	9th	Mike Bullard	C	Brantford
2.	30th	Traded to Chicago for Dale Tallon			2.	30th	Traded to Chicago for Dale Tallon		
3.	51st	Randy Boyd	D	Ottawa	3.	51st	Randy Boyd	D	Ottawa
4.	72nd	Tony Feltrin	D	Victoria	4.	72nd	Tony Feltrin	D	Victoria
5.	93rd	Doug Shedden	RW	Sault Ste. Marie	5.	93rd	Doug Shedden	RW	Sault Ste. Marie
6.	114th	Pat Graham	LW	Niagara Falls	6.	114th	Pat Graham	LW	Niagara Falls
7.	135th	Traded to Winnipeg for future considerations			7.	135th	Traded to Winnipeg for future considerations		
8.	156th	Robert Geale	C	Portland	8.	156th	Robert Geale	C	Portland

HISTORY: ENTRY DRAFT

RD	BY	NAME	POS	TEAM	RD	BY	NAME	POS	TEAM
9.	177th	Brian Lundberg	D	U. of Michigan	11.	210th	Jim Sleen	C	Moorhead, MN (HS)
10.	198th	Steve McKenzie	D	St. Albert	12.	250th	Mark Zilotto	LW	Streetsville Jr. B'
1981									
1.	7th	Traded to Montreal for Rod Shutt			1.	2nd	Craig Simpson	C	Michigan State
2.	28th	Steve Gatos	RW	Sault Ste. Marie	2.	23rd	Lee Giffin	RW	Oshawa
3.	49th	Tom Thornbury	D	Niagara Falls	3.	44th	Traded to Montreal for Denis Herron		
4.	70th	Norm Schmidt	D	Oshawa	3.	58th	Bruce Racine	G	Northwestern Univ.
5.	91st	Traded to Washington for Gary Rissling					(Choice acquired from Hartford for Greg Malone)		
6.	109th	Paul Edwards	D	Oshawa	4.	65th	Traded to Boston for Randy Hillier		
7.	133rd	Geoff Wilson	RW	Winnipeg	5.	86th	Steve Gottas	C	Prince Albert
8.	154th	Mitch Lamoureux	C	Oshawa	6.	114th	Stuart Marston	D	Longueil
9.	175th	Dean DeFazio	LW	Brantford			(Choice acquired from Los Angeles for Marc Churney)		
10.	196th	Dave Hannan	C	Brantford	7.	128th	Steve Titus	G	Corwall
1982									
1.	10th	Rich Sutter	RW	Lethbridge	8.	149th	Paul Stanton	D	Catholic Mem. MA
2.	31st	Traded to Montreal with Denis Herron for Pat Hughes & Rob Holland					(HS)		
2.	38th	Tim Hrynewich	LW	Sudbury Wolves	9.	170th	Jim Paek	D	Oshawa
		(Choice acquired from Minnesota for Mark Johnson)			10.	191st	Steve Shaunessy	D	Reading, MA (HS)
3.	52nd	Troy Loney	LW	Lethbridge	11.	212th	Doug Greschuck	D	St. Albert
4.	73rd	Traded to Toronto for Paul Harrison			12.	233rd	Greg Coules	LW	Chicoutimi
5.	94th	Grant Sasser	C	Portland	1986				
6.	115th	Traded to Toronto for Greg Hotham			1.	4th	Zarley Zalapski	D	Team Canada
7.	136th	Grant Couture	D	Lethbridge	2.	25th	Dave Capuano	C	St. Charles, RI (HS)
8.	157th	Peter Derksen	LW	Portland	3.	46th	Brad Aitken	LW	Sault Ste. Marie
9.	178th	Greg Gravel	C	Windsor	4.	67th	Rob Brown	C	Kamloops
10.	199th	Stu Wenasas	D	Winnipeg	5.	88th	Sandy Smith	C	Brainerd, MN (HS)
11.	220th	Chris McCauley	RW	London	6.	109th	Jeff Daniels	LW	Oshawa
12.	241st	Stan Butch	G	Hibbling, MN (HS)	7.	130th	Doug Hobson	D	Prince Albert
1983									
1.	1st	Traded to Minnesota with George Ferguson for Ron Meihan & Anders Hakansson			9.	172nd	Dave McLlwain	C	North Bay
1.	15th	Bob Errey	LW	Peterborough	10.	193rd	Kelly Cain	C	London Knights
		(Choice acquired from Minnesota with Anders Hakansson & Ron Meighan for George Ferguson)			11.	214th	Stan Drulia	RW	Belleville
2.	22nd	Todd Charlesworth	D	Oshawa	12.	235th	Rob Wilson	D	Sudbury
3.	43rd	Traded to Montreal for Gilles Lupien			1987				
3.	58th	Mike Rowe	D	Toronto	1.	5th	Chris Joseph	D	Seattle
		(Choice acquired from Montreal for Gilles Lupien)			2.	26th	Richard Tabaracci	G	Corwall Royals
4.	63rd	Frank Pietrangelo	G	U. of Minnesota	3.	47th	Jaime Leach	RW	Hamilton
5.	83rd	Traded to Toronto with Paul Marshall & Kim Davis			4.	68th	Risto Kurkinen	LW	Jyht, Finland
6.	103rd	Pat Edmond	C	Hull Olympics	5.	89th	Jeff Weaver	D	Hamilton
7.	123rd	Paul Ames	D	Billerica, MA (HS)	6.	110th	Shawn McEachern	C	Matigon, MA (HS)
8.	143rd	Traded to Hartford with Russ Anderson for Rick MacLeish			7.	131st	Jim Bodden	C	Chatham Jr. B'
9.	163rd	Marty Ketola	RW	Cloquet, MN (HS)	8.	152nd	Jiri Kucera	RW	Dulka Jihlava
10.	183rd	Alec Hardy	RW	Sault Ste. Marie	9.	173rd	Jack MacDuggall	RW	New Prep, MA
11.	203rd	Garth Hildebrand	LW	Calgary	10.	194th	Daryn McBride	C	Denver Univ.
12.	223rd	Dave Hoertz	D	Regina	11.	215th	Mark Carlston	LW	Philadelphia Jrs.
1984									
1.	1st	Marie Lemieux	C	Laval	12.	236th	Ake Lilljebjorn	G	Brynas, Finland
1.	9th	Doug Bodger	D	Kamloops	1.	4th	Darrin Shannon	LW	Windsor
		(Acquired from Winnipeg with Mike Mantha for Randy Carlyle)			2.	25th	Mark Major	LW	North Bay
1.	16th	Roger Belanger	RW	Kingston	3.	46th	Traded to Montreal for Perry Ganchar		
		(Acquired from Philadelphia as part of Rich Sutter trade)			3.	62nd	Daniel Gauthier	LW	Victoriaville
2.	22nd	Traded to Philadelphia with Rich Sutter trade					(Choice acquired from Montreal in Perry Ganchar deal)		
3.	43rd	Traded to Philadelphia with Rich Sutter trade			4.	67th	Mark Recchi	C	Kamloops
3.	58th	Traded to Vancouver for Kenh McCarthy			5.	88th	Greg Andrusak	D	U. of Minnesota
4.	64th	Mark Teevans	RW	Peterborough	6.	109th	Traded to Los Angeles with Chris Kontos for Bryan Erickson		
5.	95th	Arto Javanainen	RW	Finland	7.	130th	Troy Mick	LW	Portland
6.	106th	Traded to Edmonton with Kevin McClelland for Tom Roulston			8.	151st	Jeff Blaesser	LW	St. John's Prep, MA (HS)
7.	127th	Tom Ryan	D	North Newton, MN (HS)	9.	172nd	Rob Gaudreau	RW	Bishop Hendrickson (HS)
8.	148th	Traded to St. Louis for Gary Edwards			10.	193rd	Don Pancee	LW	Hamilton
9.	169th	Jon Del Col	LW	Toronto	11.	214th	Cory Laylin	LW	St. Cloud Appollo (HS)
10.	189th	Steve Hart	RW	Hill-Murray, MN (HS)	12.	235th	Darren Stolk	D	Lethbridge
1989									
					1.	16th	Jaime Heward	RW	Regina

When the Pittsburgh Penguins made their NHL debut at the Civic Arena on October 11, 1967, the team wore the colors of dark blue, light blue and white. Both the home (white) and away (light blue) uniforms simply had "Pittsburgh" written diagonally down the front of the sweater with three dark blue stripes around the sleeves and bottom. The logo, although not on the sweater, had a hockey-playing penguin in a scarf over an inverted triangle, symbolizing the golden triangle of downtown Pittsburgh. The penguin and triangle were set inside a circle bearing the team name.

The following season (1968-69), the uniforms were changed so that the logo appeared on the game sweaters. The logo remained essentially the same, although the penguin was no longer wearing a scarf. The white home sweater had a wide band of dark blue around each sleeve and the bottom, while the light blue away sweater had bands of white trimmed in dark blue.

The uniforms were changed again four years later (1972-73). The circle around the logo was removed, leaving only the penguin and triangle. Added to the uniforms were inserts of color on the shoulders.

On January 30, 1980, the Penguins wore the colors black and gold for the first time. With the Steelers capturing their fourth Super Bowl title and the Pirates winning the World Series in the same year, the struggling Penguins


hoped to gain some fan support by aligning their colors with the other teams in the "City of Champions."

Boston protested the color change to the NHL, arguing that black and gold had always been exclusively associated with the Bruins. However, the Penguins prevailed by virtue of a precedent set by the Pittsburgh Hockey Club of the late 1920s, which wore black and gold. The Pens' new uniforms were the same design as the previous ones, with black replacing dark blue and gold replacing light blue. From the 1981-82 season through the 1984-85 season, the team alternated wearing gold sweaters with the white at home.

The black and gold uniforms remained unchanged until 1992-93, when the triangle and penguin logo was modernized. The white home sweaters featured the new logo on the front and gold shoulder inserts. The black away sweaters had the city's name diagonally down the front, much like the original uniforms, and the new logo on each shoulder.

During the 1995-96 season, the Penguins were one of only five NHL teams to introduce a third jersey. The Penguins new uniform, which made its debut on Jan. 27 vs the Philadelphia Flyers, features a black background with a new, modernized logo design including innovative striping and a blend of team colors. The newest Penguins sweater will serve as the away jersey beginning this season.

HISTORY: PENGUINS UNIFORM



- June 5, 1967 - Pittsburgh Penguins franchise joins the National Hockey League
- October 11, 1967 - Penguins first NHL game was played at the Civic Arena vs Montreal. Penguins lose to Montreal, 2-1, with 9,307 fans on hand. Andy Bathgate scores the Penguins first goal.
- October 13, 1967 - Penguins record first victory as they defeat St. Louis, 3-1, on the road.
- February 3, 1968 - Penguins first sellout at Civic Arena vs. Toronto (12,563).
- March 22, 1968 - Donald Parsons heads a Michigan group which purchases 80% of the Penguins franchise.
- April 1, 1970 - Penguins defeat Philadelphia, 4-1, to clinch second place in the Western Division, putting them in the playoffs for the first time.
- April 8, 1970 - Penguins defeat Oakland, 2-1, in club's first playoff game.
- May 21, 1970 - Jack Riley, club's general manager for first three years, is promoted to president and coach Red Kelly is promoted to general manager/coach.
- April 13, 1971 - Michel Briere dies from injuries suffered in an auto accident on May 15, 1970.
- April 21, 1971 - Thayer Potter heads a Pittsburgh group which buys the team.
- January 29, 1972 - Red Kelly steps down as general manager but remains coach and Jack Riley regains general manager duties.
- January 30, 1973 - Greg Polis wins MVP honors at NHL All-Star Game in New York after scoring two goals.
- January 13, 1974 - Jack Button is named general manager of the Penguins.
- January 22, 1975 - Syl Apps named MVP in the NHL All-Star Game in Montreal after scoring two goals.
- February 22, 1975 - Penguins defeat St. Louis, 3-2, to establish a 20-game home unbeaten streak, which is still a club record.
- June 13, 1975 - Pittsburgh Penguins declare bankruptcy.
- July 11, 1975 - Albert Savillo, Otto Frenzel and Wren Blair buy Penguins.
- July 29, 1975 - Marc Boileau rehired as coach.
- March 24, 1976 - Jean Pronovost becomes the first Penguin to score 50 goals in a season and Pierre Larouche becomes first Penguin to record 100 points in one season vs. Boston.
- December 3, 1976 - Aldege "Baz" Bastien named club's general manager.
- April 5, 1978 - Edward J. DeBartolo takes control of the club, having purchased one-third of the franchise the year before.
- January 3, 1980 - Penguins defeat New York Islanders, 4-3, to gain first place in the Norris Division for the first time in club history.
- January 30, 1980 - Black and gold uniform worn for the first time vs. St. Louis.
- December 13, 1980 - Paul Gardner becomes first Penguins player to score four goals in one game in a 6-5 loss to Philadelphia.
- June 3, 1981 - Randy Carlyle named to NHL First All-Star Team.
- June 4, 1981 - Randy Carlyle wins the Norris Trophy as the league's best defenseman and Rick Kehoe wins the Lady Byng Trophy as the player who combines sportsmanship with a high standard of play.
- July 1, 1981 - Edward J. DeBartolo takes over the Civic Arena.
- February 21, 1982 - Penguins defeat the New York Islanders, 4-3, to break their then NHL Record 15-game winning streak.
- March 15, 1983 - General Manager Baz Bastien dies as a result of an auto accident.
- May 27, 1983 - Ed Johnston is promoted to general manager.
- June 9, 1984 - Penguins draft Mario Lemieux, Doug Bodger and Roger Belanger in the first round of Entry Draft, marking the only time in club history that Pittsburgh selected more than one player in the first round. It is also the only time the Penguins have chosen first overall.
- June 19, 1984 - Mario Lemieux signs a contract with the Penguins.
- February 12, 1985 - Mario Lemieux is named MVP in the NHL All-Star Game in Calgary after scoring two goals and one assist.
- April 7, 1985 - Mario Lemieux scores his 100th point to become the third rookie in NHL history to score 100 or more points in a season.
- June 12, 1985 - Mario Lemieux wins the Calder Memorial Trophy as the NHL's top rookie.
- May 26, 1986 - Mario Lemieux wins the Lester B. Pearson Award presented by the Players' Association to the Outstanding Player in the NHL.
- October 22, 1986 - Penguins defeat Buffalo, 5-4, in OT to extend their club record beginning of the season winning streak to seven games.
- January 30, 1987 - Civic Arena hosts its first AHL Game since 1966 as Baltimore defeats Sherbrooke, 4-3.
- May 11, 1987 - Penguins and Baltimore Skipjacks agree to terminate their working agreement.
- May 26, 1987 - Penguins and Muskegon Lumberjacks of IHL sign a working agreement.
- February 9, 1988 - Mario Lemieux is named MVP in NHL All-Star Game in St. Louis after scoring three goals, including the game winner in OT, and three assists.
- April 14, 1988 - Tony Esposito is hired by Penguins and assumes duties of vice-president and general manager.
- June 8, 1988 - Mario Lemieux wins the Art Ross Trophy as the NHL's leading scorer and Hart Memorial Trophy as the league's MVP, becoming the first Penguin to win either award.
- June 15, 1988 - Mario Lemieux wins the Lester B. Pearson Award for the second time in his career.

THIS DATE IN PENGUIN HISTORY

HISTORY: THIS DATE . . .

- December 31, 1988 - Mario Lemieux becomes the first player in NHL history to score a goal at even strength, on the power-play, short-handed, on a penalty shot and into an empty net in one game.
- April 25, 1989 - Mario Lemieux ties two NHL Playoff Records with five goals and eight points in one play-off game vs Philadelphia in the Penguins 10-7 win.
- June 7, 1989 - Mario Lemieux wins his second consecutive Art Ross Trophy as the league's top scorer with 199 points.
- December 5, 1989 - Craig Patrick is named general manager/head coach replacing Tony Esposito and Gene Ubriaco.
- January 21, 1990 - Pittsburgh's Civic Arena plays host to the NHL All-Star Game for the first time and Penguins center Mario Lemieux wins the MVP award. Lemieux scores four goals on his way to his third All-Star MVP award.
- February 14, 1990 - Mario Lemieux's 46-game point scoring streak is halted at the New York Rangers as he leaves the game midway in the second period with a back injury. Lemieux would miss the next 21 games before returning for the final game of the year.
- June 12, 1990 - Bob Johnson is hired as the head coach and Scotty Bowman is named director of development and recruitment.
- December 22, 1990 - Paul Coffey records his 1,000th career NHL point at New York against the Islanders.
- March 26, 1991 - Penguins win their first division title, capturing the Patrick Division crown with a 7-4 win at Detroit.
- April 25, 1991 - With a 4-1 win vs. Washington, the Penguins win their first Patrick Division Playoff Championship.
- May 11, 1991 - The Penguins earn the right to play for their first Stanley Cup Championship, beating the Boston Bruins to capture their first Wales Conference Championship.
- May 25, 1991 - With an 8-0 victory over the Minnesota North Stars, the Penguins become Stanley Cup Champions for the first time in their 24-year history.
- June 24, 1991 - The Penguins visit the White House and meet President George Bush, becoming the first NHL team invited to the White House.
- August 29, 1991 - Penguins Head Coach Bob Johnson is diagnosed with brain tumors, and has emergency surgery that night.
- October 1, 1991 - Scott Bowman is named interim head coach.
- October 19, 1991 - Stanley Cup Championship Banners are raised to the Civic Arena in a pre-game ceremony.
- October 26, 1991 - In a game against the New York Islanders, Paul Coffey records his 1,053rd career point to become the NHL's All-Time leading scorer among defensemen, passing Denis Potvin.
- November 19, 1991 - The National Hockey League confirms Howard Baldwin, Morris Belzberg and Thomas Ruta as new Penguins ownership.
- November 26, 1991 - Bob Johnson passes away at his home in Colorado Springs, CO at the age of 60.
- January 18, 1992 - Pittsburgh has a record five players in the NHL All-Star Game at Philadelphia. Mario Lemieux, Kevin Stevens, Jaromir Jagr and Paul Coffey are named to the starting Wales Conference lineup while Bryan Trottier is added to the team in the veterans category.
- January 30, 1992 - Craig Patrick is signed to a five-year contract as general manager and executive vice-president.
- March 24, 1992 - Mario Lemieux records his 1,000th career NHL point at Detroit in only his 513th career game, becoming the second fastest player to record 1,000 points in NHL history.
- April 1, 1992 - NHL players go on strike.
- April 10, 1992 - NHL players' strike ends.
- April 12, 1992 - NHL games resume after the conclusion of the players' strike.
- May 13, 1992 - Penguins defeat the New York Rangers in six games to capture the Patrick Division Playoff Title.
- May 23, 1992 - Penguins defeat the Boston Bruins in four games to win the Wales Conference Championship for the second consecutive season.
- June 1, 1992 - Penguins defeat the Chicago Blackhawks in four games to win back-to-back Stanley Cup Championships.
- June 12, 1992 - Penguins unveil new team logo at a press conference.
- June 23, 1992 - Bob Johnson, Rick Kehoe and Jean Pronovost are named charter members of the Penguins Hall of Fame.
- October 5, 1992 - Mario Lemieux signs a multi-year contract.
- October 8, 1992 - Stanley Cup Banners are raised in a pre-game ceremony at the Civic Arena.
- October 22, 1992 - Formal inductions of the Charter members of the Penguins Hall of Fame are held in a pre-game ceremony.
- January 12, 1993 - The Penguins announce that Mario Lemieux has been diagnosed with Hodgkin's disease.
- March 2, 1993 - Mario Lemieux returns to the Penguins lineup in Philadelphia after missing the previous 23 games.
- March 28, 1993 - The Penguins win their second Patrick Division Title with a 4-1 victory at Washington.
- April 3, 1993 - Penguins win their first Presidents' Trophy as the NHL's best team with a 5-3 win at Quebec.
- April 9, 1993 - Penguins set an NHL record for the longest winning streak in NHL history, with their 16th consecutive win, a 10-4 victory at the New York Rangers. The Penguins extend the record to 17 games with a 4-2 win vs. the Rangers on April 10.
- June 15, 1993 - Jack Kelley named Penguins president.
- June 17, 1993 - Mario Lemieux wins the Hart Memorial Trophy, the Art Ross Trophy, the Masterton Trophy and the Lester B. Pearson Award.
- June 17, 1993 - Mario Lemieux is named to the NHL First All-Star Team, while Tom Barrasso, Larry Murphy and Kevin Stevens are named to the NHL's Second All-Star Team.

- Kevin Stevens are named to the NHL's Second All-Star Team.
- June 29, 1993 - The Penguins and the Russian Central Army Team announce a working agreement.
- October 28, 1993 - Ron Francis records his 1,000th career NHL point against Quebec.
- March 30, 1994 - Syl Apps is named to the Penguins Hall of Fame.
- April 11, 1994 - The Penguins win their first Northeast Division Title, with a 4-0 win at Ottawa.
- May 4, 1994 - The Penguins announce plans to build a practice and training facility located in the Southpointe development project in Washington County.
- June 29, 1994 - Penguins announce an advisory board to consist of former Connecticut Governor Lowell P. Wiocker, Jr., actor Michael Keaton, KBL General Manager Bill Craig, Pittsburgh Attorney Paul Marthia, and businessmen Mike Farrell, Tony Liberati, Bernard S. Mars and Bruce Robbins.
- August 29, 1994 - Mario Lemieux announces that he will take a one year medical leave of absence.
- September 30, 1994 - The NHL announces the postponement of the opening of the 1994-95 season.
- January 11, 1995 - The NHL and the NHL Players' Association reach an agreement on a collective bargaining agreement.
- January 20, 1995 - The 1994-95 season begins.
- February 4, 1995 - The Penguins defeat Tampa Bay, 6-3, to tie a club record with their seventh consecutive victory from the start of the season.
- February 7, 1995 - Joe Mullen records his 1,000th career point against the Florida Panthers, to become the first American-born player to record 1,000 or more points.
- February 16, 1995 - The Penguins defeat the Hartford Whalers, 5-2, to extend their club record start of the season unbeaten streak to 13 games (12-0-1).
- April 5, 1995 - Syl Apps formally inducted into the Penguins Hall of Fame.
- May 3, 1995 - Jaromir Jagr records one assist against Florida, to win the 1994-95 NHL scoring title.
- May 3, 1995 - Ron Francis wins the NHL's plus/minus award with a plus 30 rating.
- May 20, 1995 - ICEOPLEX AT SOUTHPOINTE opens to the public.
- July 6, 1995 - Jaromir Jagr named to the NHL First All-Star Team and Larry Murphy selected to the NHL Second All-Star Team.
- Oct. 26, 1995 - Mario Lemieux scores his 500th career goal at the New York Islanders at 17:12 of the third period against Tommy Soderstrom.
- April 26, 1996 - Dave Burrows and Edward J. DeBartolo are named to the Penguins Hall of Fame.
- June 19, 1996 - Mario Lemieux wins his third Hart Trophy as the NHL's most valuable player and is also awarded the Lester B. Pearson Trophy for the third time.
- June 27, 1996 - Craig Patrick signs a new five-year contract as the team's executive vice president and general manager.
- June 27, 1996 - Elaine Hatfelder is named to the Penguins Hall of Fame.
- November 30, 1996 - Mario Lemieux becomes the ninth player in NHL history to record 1,400 points and Ron Francis becomes the ninth player to reach 900 assists vs. the Boston Bruins.
- December 28, 1996 - Ron Francis records his 1,300th career point vs. the Buffalo Sabres.
- January 4, 1997 - Jaromir Jagr records his 600th career point.
- January 15, 1997 - Patrick Lalime sets the NHL record for best start by a rookie goaltender from the beginning of his career with a 3-0 win at Hartford. The win boosted his record to 13-0-2.
- January 21, 1997 - Patrick Lalime sets the Penguins record for longest Penguins unbeaten streak with a 4-2 win vs. Calgary, running his record to 14-0-2.
- January 26, 1997 - Mario Lemieux scores four goals in one period at Montreal, becoming the 11th player to accomplish the feat.
- February 4, 1997 - Mario Lemieux scores his 600th goal vs. the Vancouver Canucks, becoming just the seventh player to reach the mark.
- February 22, 1997 - Mario Lemieux moved past Stan Mikita for sixth place on the NHL scoring list.
- March 3, 1997 - Craig Patrick takes over head coaching duties and Eddie Johnston is named assistant general manager.
- March 14, 1997 - Joe Mullen scores his 500th career goal in a game against Colorado, becoming the first U.S.-born player to score 500.
- March 20, 1997 - Patrick Lalime records his 20th win of the season, becoming the first Penguin rookie goaltender to reach 20 wins since the 1967-68 campaign when Les Binkley recorded 20.
- March 29, 1997 - Ron Francis scores his 400th career goal vs. the Los Angeles Kings, making the Penguins the first team to have players record their 400th, 500th and 600th goals in the same season.
- April 3, 1997 - Mario Lemieux passes Bobby Hull for sixth place on the career goals list with his 611th vs. Hartford.
- April 26, 1997 - Mario Lemieux plays his last game, a 6-3 playoff loss in Philadelphia.
- May 8, 1997 - Roger Marino officially joins the Penguins ownership group.
- May 13, 1997 - In a formal ceremony, Mayor Tom Murphy renamed Auditorium Place, the street encircling the Civic Arena, Mario Lemieux Place. The Civic Arena's address becomes 66 Mario Lemieux Place.
- June 12, 1997 - Kevin Constantine is introduced as the Penguins new head coach.

PITTSBURGH PENGUINS HONORS AND AWARDS

PROFESSIONAL HOCKEY HALL OF FAME INDUCTEES

Andy Bathgate (1978)
 Leo Boivin (1986)
 William "Scotty" Bowman (1991)
 Bob Johnson (1992)

US HOCKEY HALL OF FAME

Bob Paradise (1989)
 Bob Johnson (1991)
 Jack Kelley (1993)
 Craig Patrick (1996)

ART ROSS TROPHY

Mario Lemieux (1988, 1989, 1992, 1993, 1996, 1997)
 Jaromir Jagr (1995)

HART MEMORIAL TROPHY

Mario Lemieux (1988, 1993, 1996)

LADY BYNG TROPHY

Rick Kehoe (1981)
 Ron Francis (1995)

CONN SMYTHE TROPHY

Mario Lemieux (1991, 1992)

CALDER MEMORIAL TROPHY

Mario Lemieux (1985)

JAMES NORRIS TROPHY

Randy Carlyle (1981)

FRANK SELKE TROPHY

Ron Francis (1995)

BILL MASTERTON TROPHY

Lowell MacDonald (1973)
 Mario Lemieux (1993)

LESTER B. PEARSON AWARD

Mario Lemieux (1986, 1988, 1993, 1996)

NATIONAL HOCKEY LEAGUE SPONSORED AWARDS

DODGE PERFORMER OF THE YEAR

Mario Lemieux (1988, 1989)

DODGE PERFORMANCE OF THE YEAR

Mario Lemieux (1988)

PRO SET NHL PLAYER OF THE YEAR

Mario Lemieux (1992)

NHL PLUS/MINUS LEADER

Mario Lemieux (1993)
 Ron Francis (1995)

DODGE RAM TOUGH AWARD

Mario Lemieux (1989)

NATIONAL HOCKEY LEAGUE FIRST TEAM ALL STAR

Randy Carlyle - D (1981)
 Mario Lemieux - C (1988, 1989, 1993, 1996, 1997)
 Paul Coffey - D (1989)
 Kevin Stevens - LW (1992)
 Jaromir Jagr - RW (1995, 1996)

NATIONAL HOCKEY LEAGUE SECOND TEAM ALL STAR

Mario Lemieux - C (1986, 1987, 1992)
 Paul Coffey - D (1990)
 Kevin Stevens - LW (1991, 1993)
 Tom Barrasso - G (1993)
 Larry Murphy - D (1993, 1995)
 Jaromir Jagr - RW (1997)

NATIONAL HOCKEY LEAGUE ALL-ROOKIE TEAM

Mario Lemieux - C (1985)
 Warren Young - LW (1985)
 Zarley Zalapski - D (1989)
 Jaromir Jagr - RW (1991)
 Patrick Lalime - G (1997)

100 POINT CLUB

Pierre Larouche (1975-76)
 Jean Pronovost (1975-76)
 Mario Lemieux (1984-85, 1985-86, 1986-87, 1987-88, 1988-89, 1989-90, 1991-92, 1992-93, 1995-96, 1996-97)
 Rob Brown (1988-89)
 Paul Coffey (1988-89, 1989-90)
 Mark Recchi (1990-91)
 Kevin Stevens (1991-92, 1992-93)
 Rick Tocchet (1992-93)
 Ron Francis (1992-93, 1995-96)
 Jaromir Jagr (1995-96)

PENGUINS BANNER YEARS

1990-91 Patrick Division Champions
 1990-91 Patrick Division Playoff Champions
 1990-91 Wales Conference Champions
 1990-91 Stanley Cup Champions
 1991-92 Patrick Division Playoff Champions
 1991-92 Wales Conference Champions
 1991-92 Stanley Cup Champions
 1992-93 NHL Regular Season Champions
 1992-93 Patrick Division Champions
 1993-94 Northeast Division Champions
 1995-96 Northeast Division Champions

PENGUINS RETIRED NUMBERS

#21 - Michel Briere

PENGUINS HALL OF FAME INDUCTEES

Jean Pronovost (1992)
 Rick Kehoe (1992)
 Bob Johnson (1992)
 Syl Apps (1994)
 Dave Burrows (1996)
 Edward J. DeBartolo (1996)
 Elaine Heufelder (1996)

HISTORY: NHL ALL-STAR GAME

SEASON	TEAM	SITE	PLAYER	G #MIN	A	PTS #GA
1996-97	Eastern	San Jose	Mario Lemieux *	2	1	3
	Eastern	San Jose	Kevin Hatcher	0	0	0
	Eastern	San Jose	Jaromir Jagr *S	-	-	-
1995-96	Eastern	Boston	Mario Lemieux *	0	2	2
	Eastern	Boston	Jaromir Jagr *	1	0	1
	Eastern	Boston	Ron Francis	0	1	1
1994-95	No All-Star Game Held					
1993-94	Eastern	New York (MSG)	Jaromir Jagr \$	-	-	-
	Eastern	New York (MSG)	Larry Murphy	0	0	0
	Eastern	New York (MSG)	Joe Mullen	1	1	2
1992-93	Wales	Montreal	Mario Lemieux \$	-	-	-
	Wales	Montreal	Kevin Stevens *	1	2	3
	Wales	Montreal	Jaromir Jagr *	1	1	2
	Wales	Montreal	Rick Tocchet &	2	0	2
1991-92	Wales	Philadelphia	Mario Lemieux *	0	1	1
	Wales	Philadelphia	Paul Coffey *	0	0	0
	Wales	Philadelphia	Kevin Stevens *	1	0	1
	Wales	Philadelphia	Jaromir Jagr *	0	1	1
	Wales	Philadelphia	Bryan Trotter	1	0	1
1990-91	Wales	Chicago	Paul Coffey *	0	0	0
	Wales	Chicago	John Cullen	0	1	1
	Wales	Chicago	Mark Recchi	0	0	0
	Wales	Chicago	Kevin Stevens	1	0	1
1989-90	Wales	Pittsburgh	Paul Coffey	0	2	2
	Wales	Pittsburgh	Mario Lemieux * (MVP)	4	0	4
1988-89	Wales	Edmonton	Rob Brown	0	0	0
	Wales	Edmonton	Paul Coffey *	0	0	0
	Wales	Edmonton	Mario Lemieux*	1	1	2
1987-88	Wales	St. Louis	Paul Coffey *	0	0	0
	Wales	St. Louis	Mario Lemieux * (MVP)	3	3	6
1986-87	NHL All-Stars	Quebec	Mario Lemieux * (2 games)	0	3	3
1985-86	Wales	Hartford	Mario Lemieux *	0	0	0
1984-85	Wales	Calgary	Mario Lemieux * (MVP)	2	1	3
1983-84	Wales	New Jersey	Mike Bullard	0	0	0
1982-83	Wales	Long Island	Rick Kehoe	0	0	0
1981-82	Wales	Washington	Randy Carlyle	0	1	1
	Wales	Washington	Michele Dion #	30	0	2
1980-81	Wales	Los Angeles	Randy Carlyle	0	0	0
	Wales	Los Angeles	Rick Kehoe	0	1	1
1979-80	Wales	Detroit	Ron Stackhouse	1	0	1
1978-79	NHL All-Stars	New York (MSG)	No Penguin Selected	-	-	-
1977-78	Wales	Buffalo	Jean Pronovost	0	0	0
1976-77	Wales	Vancouver	Jean Pronovost	0	0	0
1975-76	Wales	Philadelphia	Dave Burrows	0	0	0
	Wales	Philadelphia	Pierre Larouche	0	0	0
	Wales	Philadelphia	Jean Pronovost	0	0	0
1974-75	Wales	Montreal	Syl Apps (MVP)	2	0	2
	Wales	Montreal	Jean Pronovost	0	0	0
1973-74	Western	Chicago	Dave Burrows	0	0	0
	Western	Chicago	Lowell MacDonald	1	1	2
	Western	Chicago	Al McDonough	1	0	1
1972-73	Western	New York (MSG)	Lowell MacDonald	0	1	1
	Western	New York (MSG)	Greg Polis (MVP)	2	0	2
1971-72	Western	Bloomington	Greg Polis	0	0	0
1970-71	Western	Boston	Greg Polis	0	0	0
1969-70	Western	St. Louis	Dean Prentice	1	0	1
	Western	St. Louis	Bob Woytowich	0	1	1
1968-69	Western	Montreal	Ken Schinkel	0	0	0
1967-68	NHL All-Stars	Toronto	Ken Schinkel	0	0	0

* Voted to the starting lineup (Fan Balloting began in the 1985-86 season)

\$ Voted to the starting lineup, but missed the game because of injury

& Named to replace Mario Lemieux

PENGUINS ALL-STAR FACTS

MOST APPEARANCES IN AN ALL-STAR GAME:

MARIO LEMIEUX (8)
PAUL COFFEY (5)
JEAN PRONOVOST (4)
JAROMIR JAGR (3)

MOST CAREER POINTS IN ALL-STAR GAMES:

MARIO LEMIEUX (11-9-20)
KEVIN STEVENS (3-2-5)
JAROMIR JAGR (2-2-4)
LOWELL MACDONALD (1-2-3)

MOST PENGUINS IN ONE ALL-STAR GAME:

5 - 1992
4 - 1993
4 - 1991

TEAM WITH MOST ALL-STAR GAME MVP'S:

PITTSBURGH - 5
TORONTO - 4
MONTREAL - 3
NY RANGERS - 3

1967-68 PENGUINS REVIEW

(27-34-13) FINISHED 5th IN WEST DIVISION

SEASON HIGHLIGHTS

- Andy Bathgate scores the first franchise goal on Oct. 11 vs. Montreal.
- Pens record first victory on Oct. 13 at St. Louis, 3-1.
- Pens record first home victory Oct. 21 in a 4-2 win over Chicago to become the first expansion team to beat an established NHL team.
- Les Binkley records first Penguins shutout Nov. 4 at Oakland, 1-0.
- Ken Schinkel represents Penguins on NHL All-Star Team.

MAJOR TRADES

- June 6, 1967 - Obtained Paul Andrea, Dunc McCallum and George Konik from New York Rangers for Larry Jeffrey.
 Feb. 27, 1968 - Obtained Wayne Hicks from Philadelphia for Art Stratton.

FINAL STATISTICS

SCORING

PLAYERS	GP	G	A	PTS	PIM
Andy Bathgate	74	20	39	59	55
Ab McDonald	74	22	21	43	38
Art Stratton					
Pitt.	58	16	21	37	16
Phil.	12	0	4	4	4
Total	70	16	25	41	20
Ken Schinkel	57	14	25	39	19
Earl Ingarfield	50	15	22	37	12
Val Fonteyne	69	6	28	34	0
Gene Ubriaco	65	18	15	33	16
Noel Price	70	6	27	33	48
Paul Andrea	65	11	21	32	2
Billy Dea	73	16	12	28	6
Keith McCreary	70	14	12	26	44
Lec Boivin	73	9	13	22	74
Wayne Hicks					
Phil.	32	2	7	9	6
Pitt.	15	4	7	11	2
Total	47	6	14	20	8
Bob Dillabough	47	7	12	19	18
Bob Rivard	27	5	12	17	4
Bill Speer	68	3	13	16	44
George Konik	52	7	8	15	26
Al MacNeil	74	2	10	12	58
Dunc McCallum	32	0	2	2	36
Dick Mattiussi	32	0	2	2	18
Mel Pearson	2	0	1	1	0
Ted Lanyon	5	0	0	0	4
Hank Bassen	25	0	0	0	8
Les Binkley	54	0	0	0	0

GOALTENDING

PLAYERS (W-L-T)	GP	MP	GA	SO	GAA
Les Binkley (20-24-10)	54	3141	151	6	2.88
Hank Bassen (7-10-3)	25	1299	62	1	2.86
TOTALS (27-34-13)	74	4440	216	7	2.92

GAME-BY-GAME RESULTS

DATE	W-L-T	SCORE	OPPONENT
Oct. 11	L	1-2	MONTREAL
Oct. 13	W	3-1	St. Louis
Oct. 14	L	2-4	ST. LOUIS
Oct. 18	T	3-3	MINNESOTA
Oct. 19	L	0-1	Philadelphia
Oct. 21	W	4-2	CHICAGO
Oct. 22	L	4-6	New York
Oct. 25	W	4-1	OAKLAND
Oct. 28	L	3-5	LOS ANGELES
Oct. 29	L	2-4	Boston
Nov. 1	W	4-1	Minnesota
Nov. 4	W	1-0	Oakland
Nov. 8	T	1-1	PHILADELPHIA
Nov. 9	L	1-5	Detroit
Nov. 11	L	1-5	ST. LOUIS
Nov. 15	W	5-0	PHILADELPHIA
Nov. 18	W	5-3	St. Louis
Nov. 22	W	4-1	BOSTON
Nov. 24	L	3-5	Los Angeles
Nov. 25	T	2-2	Oakland
Nov. 29	W	6-1	OAKLAND
Dec. 2	L	1-4	NEW YORK
Dec. 3	L	1-6	Detroit
Dec. 6	L	2-7	Chicago
Dec. 9	W	3-2	Minnesota
Dec. 10	L	4-7	MINNESOTA
Dec. 13	W	2-1	Toronto
Dec. 16	T	1-1	CHICAGO
Dec. 17	L	1-2	Philadelphia
Dec. 21	L	1-4	Los Angeles
Dec. 23	W	4-0	MINNESOTA
Dec. 25	W	4-3	LOS ANGELES
Dec. 27	T	0-0	OAKLAND
Dec. 29	L	1-2	St. Louis
Dec. 30	L	2-5	DETROIT
Jan. 4	W	4-3	LOS ANGELES
Jan. 6	T	2-2	PHILADELPHIA
Jan. 7	L	1-3	Philadelphia
Jan. 10	L	3-4	MONTREAL
Jan. 12	W	4-3	TORONTO
Jan. 13	L	0-7	Toronto
Jan. 17	T	1-1	Oakland
Jan. 18	L	2-3	Los Angeles
Jan. 20	W	8-5	DETROIT
Jan. 21	L	3-4	Minnesota
Jan. 27	L	3-5	LDS ANGELES
Jan. 28	W	1-0	Boston
Jan. 31	L	4-9	St. Louis
Feb. 1	W	2-0	ST. LOUIS
Feb. 3	T	3-3	TORONTO
Feb. 7	W	4-1	Oakland
Feb. 8	L	1-3	Los Angeles
Feb. 10	T	2-2	NEW YORK
Feb. 14	W	6-3	MINNESOTA
Feb. 16	L	1-3	ST. LOUIS
Feb. 17	L	3-4	Montreal
Feb. 21	T	1-1	PHILADELPHIA
Feb. 24	L	1-3	OAKLAND
Feb. 25	W	2-1	Philadelphia
Feb. 27	L	3-5	BOSTON
Mar. 2	T	6-6	OAKLAND
Mar. 6	L	2-4	St. Louis
Mar. 7	T	2-2	Minnesota
Mar. 9	W	3-1	LOS ANGELES
Mar. 13	L	3-4	Chicago
Mar. 16	L	4-6	Montreal
Mar. 17	L	0-3	New York
Mar. 20	W	4-2	ST. LOUIS
Mar. 23	L	0-3	Minnesota
Mar. 24	T	4-4	MINNESOTA
Mar. 26	W	2-1	Los Angeles
Mar. 27	W	7-4	Oakland
Mar. 30	W	2-0	Philadelphia
Mar. 31	W	5-1	PHILADELPHIA



SEASON HIGHLIGHTS

- Penguins record first win ever at Montreal on Jan. 2, 5-2.
- Ken Schinkel named to Western Division All-Star Team.
- Keith McCreary scores 25 goals to lead the Penguins.

TRADING BUDDS

- June 11, 1968 - Obtained Lou Angotti from St. Louis for Ab McDonald.
- Nov. 29, 1968 - Obtained Billy Harris from Oakland for Bob Dillabough.
- Jan. 24, 1969 - Obtained Duane Rupp from Minnesota for Leo Boivin.
- Jan. 30, 1969 - Obtained George Swarbrick, Bryan Watson and Tracy Pratt from Oakland for Earl Ingarfield, Dick Mattiussi and Gene Ubricco.

GOALKEEPERS

SCORING PLAYERS

PLAYERS	GP	G	A	PTS	PIM
Ken Schinkel	76	18	34	52	18
Charlie Burns	76	13	38	51	22
Keith McCreary	70	25	23	48	42
Earl Ingarfield	66	16	30	46	12
Jean Pronovost	76	16	25	41	41
Gene Ubricco	75	19	18	37	28
Lou Angotti	71	17	20	37	36
Val Fonteyne	74	12	17	29	2
Wally Boyer	62	10	19	29	17
Bob Woytowich	71	9	20	29	62
Leo Boivin	69	6	19	25	42
Billy Harris	73	7	17	24	10
George Swarbrick	69	4	19	23	103
Noel Price	73	2	18	20	61
Bob Dillabough	62	7	12	19	6
Billy Dea	66	10	8	18	4
Dunc McCallum	62	5	13	18	81
Duane Rupp	59	5	11	16	32
Paul Andrea	25	7	6	13	2
Dick Mattiussi	36	1	11	12	30
Bryan Watson	68	2	7	9	132
Bill Speer	34	1	4	5	27
Tracy Pratt	18	0	5	5	34
Ron Snell	4	3	1	4	6
Doug Barrie	8	1	1	2	8
Gary Swain	9	1	1	2	0
John Arbour	17	0	2	2	35
Jean Guy Legace	17	0	1	1	14
Bill Lecaine	4	0	0	0	0
Joe Daley	29	0	0	0	2
Les Binkley	50	0	0	0	0
Marv Edwards	1	0	0	0	0

GOALTENDING PLAYERS

PLAYERS	GP	MP	GA	SO	GAA
Joe Daley (10-13-3)	29	1615	87	2	3.23
Les Binkley (10-31-8)	50	2885	158	0	3.29
Marv Edwards (0-1-0)	1	60	3	0	3.00
TOTALS (20-45-11)	7	64	560	252	2

CALENDAR OF GAME RESULTS

DATE	W-L-T	SCORE	OPPONENT
Oct. 12	T	1-1	MONTREAL
Oct. 16	T	2-2	Toronto
Oct. 17	L	0-3	Philadelphia
Oct. 19	L	1-5	BOSTON
Oct. 23	L	5-8	CHICAGO
Oct. 26	W	4-2	ST. LOUIS
Oct. 30	L	3-7	New York
Nov. 2	L	2-3	Los Angeles
Nov. 3	W	3-1	Oakland
Nov. 6	L	1-3	ST. LOUIS
Nov. 7	L	4-5	Montreal
Nov. 9	L	0-3	PHILADELPHIA
Nov. 13	L	5-6	Chicago
Nov. 14	L	4-6	CHICAGO
Nov. 16	L	1-2	NEW YORK
Nov. 20	L	2-5	Toronto
Nov. 21	W	3-1	OAKLAND
Nov. 23	T	2-2	LOS ANGELES
Nov. 27	T	3-3	TORONTO
Nov. 28	W	3-2	Chicago
Nov. 30	W	4-2	Los Angeles
Dec. 1	T	4-4	Oakland
Dec. 4	L	2-7	DETROIT
Dec. 7	T	1-1	St. Louis
Dec. 8	L	1-4	TORONTO
Dec. 11	W	4-2	Minnesota
Dec. 14	L	1-2	LOS ANGELES
Dec. 15	L	3-5	Boston
Dec. 17	L	2-8	Philadelphia
Dec. 21	L	1-3	MINNESOTA
Dec. 22	L	1-3	Chicago
Dec. 25	W	6-3	DETROIT
Dec. 26	L	2-3	St. Louis
Dec. 28	L	3-4	OAKLAND
Dec. 31	L	3-4	MONTREAL
Jan. 2	W	5-2	Montreal
Jan. 4	T	1-1	PHILADELPHIA
Jan. 5	L	1-2	Detroit
Jan. 9	W	7-2	Minnesota
Jan. 11	L	2-4	OAKLAND
Jan. 12	L	4-8	Boston
Jan. 15	W	3-1	Minnesota
Jan. 16	L	2-3	Detroit
Jan. 18	L	0-4	Los Angeles
Jan. 19	L	3-6	Oakland
Jan. 23	L	1-3	MINNESOTA
Jan. 25	L	0-2	TORONTO
Jan. 26	L	3-5	Philadelphia
Jan. 29	L	1-2	ST. LOUIS
Feb. 1	T	2-2	PHILADELPHIA
Feb. 2	L	3-7	New York
Feb. 5	W	3-2	NEW YORK
Feb. 8	L	1-3	Minnesota
Feb. 12	T	4-4	OAKLAND
Feb. 16	L	0-4	MONTREAL
Feb. 19	W	3-0	BOSTON
Feb. 20	L	0-3	Detroit
Feb. 22	W	3-2	DETROIT
Feb. 27	W	4-3	CHICAGO
Mar. 1	T	3-3	Toronto
Mar. 2	L	0-4	Boston
Mar. 5	W	4-2	ST. LOUIS
Mar. 8	L	3-5	NEW YORK
Mar. 12	L	3-4	New York
Mar. 15	L	1-3	Los Angeles
Mar. 16	L	2-7	Oakland
Mar. 19	L	2-3	BOSTON
Mar. 20	L	3-5	Montreal
Mar. 22	W	2-1	St. Louis
Mar. 23	W	3-1	Minnesota
Mar. 26	W	8-4	LOS ANGELES
Mar. 29	T	3-3	Philadelphia
Mar. 30	W	2-1	PHILADELPHIA

1969-70 PENGUINS REVIEW

(26-38-12) FINISHED 2nd IN WEST DIVISION

SEASON HIGHLIGHTS

- Leonard "Red" Kelly is named Penguins coach on July 2.
- Bob Woytowich and Dean Prentice are named to Western Division All-Star Team.
- Dean Prentice leads Penguins in scoring with 26-25-51.
- Penguins make playoffs for the first time, sweeping Oakland, 4-0, in the Quarterfinals, before losing to St. Louis, 4-2, in the Semifinals.
- Red Kelly is named Hockey News "Coach of the Year."

MAJOR TRADES

- June 6, 1969 - Obtained Ron Schock and Craig Cameron from St. Louis for Lou Angotti and a first round choice in the 1971 Amateur Draft.
- Oct. 28, 1969 - Obtained Mike McMahon from Detroit for Billy Dea.

FINAL STATISTICS

SCORING

PLAYERS	GP	G	A	PTS	PIM
Dean Prentice	75	26	25	51	14
Ken Schinkel	72	20	25	45	19
Michel Briere	76	12	32	44	20
Jean Pronovost	72	20	21	41	45
Bob Woytowich	68	8	25	33	49
Bryan Hextall	66	12	19	31	87
Ron Schock	76	8	21	29	40
Keith McCreary	60	18	8	26	67
Glen Sather	76	12	14	26	11
Val Fonteyne	68	11	15	26	2
Wally Boyer	72	11	12	23	34
Nick Harbaruk	74	5	17	22	56
Jim Morrison	59	5	15	20	40
Duane Rupp	64	2	14	16	18
Tracy Pratt	85	5	7	12	124
Bob Blackburn	60	4	7	11	51
Bryan Watson	61	1	9	10	139
Mike McMahon	12	1	3	4	19
Rick Kessel	8	1	2	3	2
Ron Snell	3	0	1	1	0
George Swarbrick	12	0	1	1	8
Les Binkley	27	0	0	0	0
Dunc McCallum	14	0	0	0	16
Al Smith	46	0	0	0	20
Bench					4

GOALTENDING

Players (W-L-T)	GP	MP	GA	SO	GAA
Joe Daley (1-5-3)	9	528	26	0	2.95
Al Smith (15-20-8)	36	2555	129	2	3.03
Les Binkley (10-13-1)	27	1477	79	3	3.21
TOTALS (26-38-12)	76	4560	234	5	3.13

GAME-BY-GAME RESULTS

DATE	W-L-T	SCORE	OPPONENT
Oct. 11	T	2-2	OAKLAND
Oct. 15	T	3-3	PHILADELPHIA
Oct. 18	T	3-3	BOSTON
Oct. 19	L	0-4	Boston
Oct. 21	L	3-4	Oakland
Oct. 22	L	0-2	Los Angeles
Oct. 25	W	4-1	Minnesota
Oct. 29	L	1-3	NEW YORK
Nov. 1	W	6-3	MINNESOTA
Nov. 2	L	3-4	Detroit
Nov. 5	L	2-4	DETROIT
Nov. 8	L	1-4	CHICAGO
Nov. 12	W	3-0	Toronto
Nov. 13	L	0-4	St. Louis
Nov. 15	W	3-1	LOS ANGELES
Nov. 19	L	0-4	ST. LOUIS
Nov. 22	W	5-3	PHILADELPHIA
Nov. 23	L	2-3	Chicago
Nov. 26	T	4-4	Minnesota
Nov. 29	W	5-3	OAKLAND
Nov. 30	T	3-3	Philadelphia
Dec. 3	W	2-1	DETROIT
Dec. 6	L	0-5	Toronto
Dec. 7	W	3-2	TORONTO
Dec. 10	W	2-0	Los Angeles
Dec. 12	L	1-4	Oakland
Dec. 14	L	1-2	Boston
Dec. 17	L	2-5	MONTREAL
Dec. 20	L	4-6	BOSTON
Dec. 21	L	0-4	Philadelphia
Dec. 26	W	3-2	New York
Dec. 27	L	0-3	CHICAGO
Dec. 31	W	4-2	MONTREAL
Jan. 3	L	0-6	St. Louis
Jan. 4	T	4-4	TORONTO
Jan. 7	L	3-5	NEW YORK
Jan. 8	L	1-3	Montreal
Jan. 10	L	3-5	DETROIT
Jan. 14	L	0-5	Chicago
Jan. 17	L	0-4	Toronto
Jan. 18	W	6-4	Philadelphia
Jan. 21	T	3-3	OAKLAND
Jan. 24	W	4-2	LOS ANGELES
Jan. 25	L	1-3	Boston
Jan. 28	T	4-4	TORONTO
Jan. 31	W	2-1	ST. LOUIS
Feb. 1	L	0-6	New York
Feb. 4	W	7-5	Minnesota
Feb. 7	W	3-1	LOS ANGELES
Feb. 8	W	6-3	MINNESOTA
Feb. 11	L	1-7	Chicago
Feb. 14	L	0-3	BOSTON
Feb. 15	W	4-2	Detroit
Feb. 17	W	4-2	PHILADELPHIA
Feb. 19	W	6-1	Los Angeles
Feb. 21	L	3-6	Oakland
Feb. 25	L	2-3	Montreal
Feb. 26	W	1-0	LOS ANGELES
Feb. 28	W	3-2	OAKLAND
Mar. 4	W	2-1	MONTREAL
Mar. 5	L	3-5	Detroit
Mar. 7	T	2-2	ST. LOUIS
Mar. 8	T	0-0	New York
Mar. 11	T	2-2	Oakland
Mar. 12	L	1-4	Los Angeles
Mar. 14	L	3-6	Minnesota
Mar. 18	L	0-2	NEW YORK
Mar. 19	L	1-3	St. Louis
Mar. 21	L	3-5	CHICAGO
Mar. 22	L	4-5	Montreal
Mar. 25	W	2-0	MINNESOTA
Mar. 28	W	2-1	Philadelphia
Mar. 29	T	5-5	ST. LOUIS
Apr. 1	W	4-1	PHILADELPHIA
Apr. 4	L	1-3	St. Louis
Apr. 5	L	1-5	MINNESOTA

SEASON HIGHLIGHTS

- Penguins suffer through an 18-game (0-11-7) road winless streak from Oct. 25 through Jan. 14.
- Penguins reel off a seven-game home winning streak from Jan. 13 through Feb. 13.
- Greg Polis is named to the Western Division All-Star Team.
- Les Binkley records his 11th career shutout on March 3, which is still a club record.
- Jean Pronovost scores five points (2+3) on March 24 vs. Detroit.
- Penguins set a home record with 18 home wins.
- Twenty ties is also a Penguin record.

MAJOR TRADES

- Jan. 26, 1971 - Obtained Syl Apps and Sheldon Kannegiesser from New York for Glen Sather.
- Jan. 31, 1971 - Obtained Jean Guy Lagace from Buffalo for Terry Bell.

FINAL STATISTICS

SCORING

PLAYERS	GP	G	A	PTS	PIM
Bryan Hextall	76	16	32	48	133
Jean Pronovost	78	21	24	45	35
Andy Bathgate	76	15	29	44	34
Wally Boyer	68	11	30	41	30
Ron Schock	71	14	26	40	20
Dean Prentice	69	21	17	38	18
Ken Schinkel	50	15	19	34	6
Keith McCreary	59	21	12	33	40
Greg Polis	61	18	15	33	40
Duane Rupp	59	5	28	33	34
Dunc McCallum	77	9	20	29	95
Bob Woytowich	78	4	22	26	30
Nick Harbaruk	73	13	12	25	108
Syl Apps	31	9	16	25	19
Rod Zaine	37	8	5	13	21
Val Fonteyne	70	4	9	13	0
Glen Sather	46	8	3	11	96
Jim Morrison	73	0	10	10	32
Bob Blackburn	64	4	5	9	54
Bryan Watson	43	2	6	8	119
John Stewart	15	2	1	3	9
Robin Burns	10	0	3	3	4
Yvon Labre	21	1	1	2	19
Rick Kessel	67	0	2	2	2
Shel. Kannegiesser	18	0	2	2	29
Steve Cardwell	5	0	1	1	15
Lowell MacDonald	10	0	1	1	0
Paul Hoganson	2	0	0	0	0
Cam Newton	5	0	0	0	4
Las Binkley	34	0	0	0	0
Al Smith	47	0	0	0	41
Bench					6

GOALTENDING

PLAYERS (W-L-T)	GP	MP	GA	SO	GAA
Les Binkley (11-11-10)	38	1870	89	2	2.85
Al Smith (9-22-9)	45	2472	128	2	3.10
Cam Newton (1-3-1)	5	281	16	0	3.41
Paul Hoganson (0-1-0)	2	57	7	0	7.36
TOTALS (21-37-20)	78	4680	240	4	3.07

GAME-BY-GAME RESULTS

DATE	W-L-T	SCORE	OPPONENT
Oct. 10	L	1-2	BUFFALO
Oct. 15	L	2-4	MINNESOTA
Oct. 17	T	0-0	PHILADELPHIA
Oct. 18	T	1-1	Buffalo
Oct. 21	L	2-4	Los Angeles
Oct. 23	W	3-1	California
Oct. 25	T	1-1	Vancouver
Oct. 28	W	5-3	LOS ANGELES
Oct. 31	L	2-5	CHICAGO
Nov. 1	L	2-3	Philadelphia
Nov. 4	W	8-3	VANCOUVER
Nov. 7	T	2-2	BOSTON
Nov. 8	T	3-3	Detroit
Nov. 10	L	1-5	LOS ANGELES
Nov. 11	T	3-3	New York
Nov. 14	W	6-1	CALIFORNIA
Nov. 19	L	0-1	ST. LOUIS
Nov. 21	W	6-1	DETROIT
Nov. 22	L	2-4	Boston
Nov. 24	T	4-4	Toronto
Nov. 25	T	4-4	BUFFALO
Nov. 28	L	1-5	Montreal
Nov. 29	L	2-6	New York
Dec. 2	T	3-3	MONTREAL
Dec. 5	W	3-1	Vancouver
Dec. 6	L	3-6	Boston
Dec. 8	W	4-0	TORONTO
Dec. 9	T	2-2	Minnesota
Dec. 11	L	2-3	St. Louis
Dec. 12	L	0-1	MINNESOTA
Dec. 16	L	2-4	TORONTO
Dec. 19	W	9-1	DETROIT
Dec. 20	L	1-2	Chicago
Dec. 23	L	1-6	New York
Dec. 25	L	4-8	Boston
Dec. 26	W	4-2	BOSTON
Dec. 30	T	3-3	Montreal
Dec. 31	W	4-1	MINNESOTA
Jan. 2	L	1-3	NEW YORK
Jan. 6	L	3-4	Philadelphia
Jan. 9	L	2-5	Toronto
Jan. 13	W	4-2	LOS ANGELES
Jan. 14	T	2-2	Detroit
Jan. 16	W	4-3	Vancouver
Jan. 20	W	4-2	California
Jan. 21	L	2-4	Los Angeles
Jan. 23	W	4-1	VANCOUVER
Jan. 27	W	3-1	TORONTO
Jan. 28	L	1-4	Chicago
Jan. 30	W	3-1	CHICAGO
Feb. 3	W	6-1	CALIFORNIA
Feb. 5	T	2-2	St. Louis
Feb. 7	L	0-1	Chicago
Feb. 9	L	1-4	Montreal
Feb. 10	W	5-3	PHILADELPHIA
Feb. 13	W	5-4	CHICAGO
Feb. 14	L	4-5	Minnesota
Feb. 17	L	3-4	Toronto
Feb. 18	T	6-6	Buffalo
Feb. 20	L	0-2	NEW YORK
Feb. 24	T	5-5	ST. LOUIS
Feb. 27	L	0-4	NEW YORK
Feb. 28	L	2-4	Detroit
Mar. 3	W	4-0	MONTREAL
Mar. 6	L	3-6	BOSTON
Mar. 7	T	3-3	CALIFORNIA
Mar. 10	T	2-2	PHILADELPHIA
Mar. 13	T	0-0	MINNESOTA
Mar. 14	L	1-5	MONTREAL
Mar. 17	L	2-5	California
Mar. 19	L	4-6	Vancouver
Mar. 20	L	4-8	Los Angeles
Mar. 24	W	8-2	DETROIT
Mar. 28	L	1-3	Philadelphia
Mar. 31	L	4-6	BUFFALO
Apr. 1	T	3-3	Buffalo
Apr. 3	L	3-4	St. Louis
Apr. 4	T	1-1	STLOUIS

1971-72 PENGUINS REVIEW

(26-38-14) FINISHED 4th IN WEST DIVISION

SEASON HIGHLIGHTS

- Thayer R. "Tad" Potter becomes General Partner and Chief Executive Officer of the Penguins.
- Red Kelly relinquishes general manager duties. Jack Riley is then named GM.
- Jim Rutherford posts a seven-game unbeaten streak from March 14 through April 2.
- Syl Apps leads the team in scoring with 15-44-59.
- Jean Pronovost and Greg Polis each score a club record 30 goals.
- Penguins qualify for the playoffs, but are swept by Chicago, 4-0.

MAJOR TRADES

- June 8, 1971 - Claimed Rene Robert from Toronto in NHL Inter-League Draft.
- Jan. 11, 1972 - Obtained Al McDonough from Los Angeles for Bob Woytowich.
- March 4, 1972 - Obtained Eddie Shack from Buffalo for Rene Robert.

FINAL STATISTICS

SCORING

PLAYERS	GP	G	A	PTS	PIM
Syl Apps	72	15	44	59	78
Jean Pronovost	68	30	23	53	12
Greg Polis	76	30	19	49	22
Ron Schock	77	17	29	46	22
Ken Schinkel	74	15	30	45	8
Bryan Hextall	78	20	24	44	126
Darryl Edestrand	77	10	23	33	52
Bob Leiter	78	14	17	31	18
Nick Harbaruk	78	12	17	29	46
Duane Rupp	34	4	18	22	32
Bryan Watson	75	3	17	20	212
Val Fonteyne	68	6	13	19	0
Al McDonough	37	7	11	18	8
Rene Robert	49	7	11	18	42
Steve Cardwell	28	7	8	15	18
Eddie Shack	13	5	9	14	12
Dave Burrows	77	2	10	12	48
Tim Horton	44	2	9	11	40
John Stewart	25	2	8	10	23
Keith McCreary	33	4	4	8	22
Joe Noris	36	2	5	7	20
Shel. Kannegiesser	54	2	4	6	47
Bob Woytowich	31	1	4	5	8
Bill Hicke	12	2	0	2	6
Brian McKenzie	6	1	1	2	4
Wally Boyer	1	0	1	1	0
Rick Kessel	3	0	1	1	0
Roy Edwards	15	0	1	1	0
Robin Burns	5	0	0	0	8
Les Binkley	31	0	0	0	2
Jim Rutherford	40	0	0	0	16
Bench					8

GOALTENDING

PLAYERS(W-L-T)	GP	MP	GA	SO	GAA
Roy Edwards (2-8-4)	15	847	23	0	2.35
Jim Rutherford (17-15-5)	40	2160	116	1	3.22
Les Binkley (7-15-5)	31	1673	98	0	3.51
TOTAL (26-38-14)	78	4680	250	1	3.30

GAME-BY-GAME RESULTS

DATE	W-L-T	SCORE	OPPONENT
Oct. 9	W	3-2	PHILADELPHIA
Oct. 10	L	1-2	Buffalo
Oct. 13	W	4-1	Los Angeles
Oct. 16	W	2-1	Vancouver
Oct. 17	W	4-2	CALIFORNIA
Oct. 20	W	8-1	LOS ANGELES
Oct. 23	L	2-5	CHICAGO
Oct. 24	T	1-1	New York
Oct. 27	L	4-6	CALIFORNIA
Oct. 28	L	0-2	Minnesota
Oct. 30	T	1-1	NEW YORK
Oct. 31	L	1-3	Detroit
Nov. 3	L	3-5	California
Nov. 5	L	2-4	Vancouver
Nov. 7	L	1-4	Chicago
Nov. 9	W	4-1	St. Louis
Nov. 10	W	3-1	VANCOUVER
Nov. 13	W	6-4	LOS ANGELES
Nov. 16	L	1-5	MINNESOTA
Nov. 18	L	3-4	Minnesota
Nov. 20	L	2-4	ST. LOUIS
Nov. 21	L	3-7	Chicago
Nov. 24	L	1-2	TORONTO
Nov. 27	L	1-3	Montreal
Dec. 1	W	4-2	DETROIT
Dec. 4	W	4-2	NEW YORK
Dec. 5	L	3-5	Boston
Dec. 8	T	1-1	CALIFORNIA
Dec. 11	T	3-3	BUFFALO
Dec. 12	L	1-6	New York
Dec. 15	L	2-3	Toronto
Dec. 18	L	3-4	BOSTON
Dec. 19	T	2-2	Boston
Dec. 22	L	2-3	New York
Dec. 25	W	4-2	MONTREAL
Dec. 26	L	1-6	Philadelphia
Dec. 28	L	2-4	TORONTO
Dec. 31	T	3-3	BUFFALO
Jan. 5	T	3-3	Chicago
Jan. 8	L	0-4	CHICAGO
Jan. 9	L	2-4	Detroit
Jan. 12	T	2-2	BOSTON
Jan. 13	L	1-7	Montreal
Jan. 15	W	4-2	PHILADELPHIA
Jan. 19	L	1-6	VANCOUVER
Jan. 22	L	0-1	St. Louis
Jan. 23	T	3-3	MONTREAL
Jan. 26	L	1-2	ST. LOUIS
Jan. 29	L	2-4	Chicago
Jan. 30	L	0-4	Philadelphia
Feb. 3	W	4-3	St. Louis
Feb. 5	L	1-8	Los Angeles
Feb. 9	W	4-1	Toronto
Feb. 10	W	6-1	LOS ANGELES
Feb. 12	L	3-8	NEW YORK
Feb. 13	W	6-4	VANCOUVER
Feb. 16	W	4-2	TORONTO
Feb. 17	W	2-0	Buffalo
Feb. 19	L	2-6	DETROIT
Feb. 20	L	0-2	Minnesota
Feb. 23	L	0-2	Toronto
Feb. 25	W	5-2	PHILADELPHIA
Feb. 27	L	3-5	Montreal
Mar. 2	W	7-4	DETROIT
Mar. 4	W	4-2	MINNESOTA
Mar. 5	L	3-6	Detroit
Mar. 8	L	4-5	MONTREAL
Mar. 11	W	6-4	BOSTON
Mar. 12	T	4-4	Boston
Mar. 14	W	7-4	Vancouver
Mar. 18	T	4-4	Los Angeles
Mar. 19	T	3-3	California
Mar. 22	L	3-4	BUFFALO
Mar. 25	W	3-2	MINNESOTA
Mar. 26	T	2-2	Buffalo
Mar. 29	W	5-4	CALIFORNIA
Apr. 1	T	4-4	Philadelphia
Apr. 2	W	6-2	ST. LOUIS

1972-73 PENGUINS REVIEW

(32-37-9) FINISHED 5th IN WEST DIVISION

SEASON HIGHLIGHTS

- Al McDonough records three hat tricks, Oct. 11 at St. Louis, Nov. 18 vs. Atlanta and Nov. 22 vs. St. Louis.
- Penguins set NHL record for the fastest five goals (2:07) and the fastest six goals (5:02) on Nov. 22 vs. St. Louis.
- Syl Apps records six points (3+3) on Dec. 13 vs. New York Islanders.
- Ken Schinkel is named the third Penguins coach on Jan. 13, one day after retiring as a player.
- Greg Polis scores two goals in the All-Star Game at Madison Square Garden to win MVP honors.
- Penguins set club record with 73 points (32-37-9).
- Syl Apps sets club record with 85 points (29+56).
- Al McDonough sets club record with 35 goals.

MAJOR TRADES

Feb. 25 1973 - Obtained Andy Brown from Detroit for a third round choice in the 1973 Amateur Draft and cash.

FINAL STATISTICS

SCORING

PLAYERS	GP	G	A	PTS	PIM
Syl Apps	77	29	56	85	18
Al McDonough	78	35	41	76	26
Lowell MacDonald	78	34	41	75	8
Bryan Hextall	78	21	33	54	113
Greg Polis	78	26	23	49	36
Ron Schock	78	13	36	49	23
Eddie Shack	74	25	20	45	84
Jean Pronovost	66	21	22	43	16
Darryl Edestrand	78	15	24	39	88
Dave Burrows	78	3	24	27	42
Nick Harbaruk	78	10	15	25	47
Ken Schinkel	42	11	10	21	16
Duane Rupp	78	7	13	20	62
Jack Lynch	47	1	18	19	40
Bryan Watson	69	1	17	18	179
Rick Kessel	66	1	13	14	0
Jean Guy Legace	31	1	5	6	32
Steve Cardwell	20	2	2	4	2
Jim Shires	18	1	2	3	2
Robin Burns	26	0	2	2	20
Jim Wilcy	4	0	1	1	0
Cam Newton	11	0	1	1	2
Denis Herron	18	0	1	1	0
Shel Kannegiesser	3	0	0	0	0
Andy Brown	9	0	0	0	2
Ron Lalonde	11	0	0	0	2
Jim Rutherford	49	0	0	0	0
Bench					6

GOALTENDING

PLAYERS (W-L-T)	GP	MP	GA	SO	GAA
Jim Rutherford (20-22-5)	49	2660	129	3	2.91
Denis Herron (6-7-2)	18	967	55	2	3.41
Cam Newton (3-4-0)	11	533	35	0	3.94
Andy Brown (3-4-2)	9	520	41	0	4.73
TOTALS (32-37-9)	78	4680	260	5	3.40

GAME-BY-GAME RESULTS

DATE	W-L-T	SCORE	OPPONENT
Oct. 7	W	4-2	LOS ANGELES
Oct. 11	W	5-2	St. Louis
Oct. 14	W	5-2	CALIFORNIA
Oct. 15	L	4-8	Boston
Oct. 17	W	5-0	NY Islanders
Oct. 18	L	3-4	Toronto
Oct. 21	L	2-4	BOSTON
Oct. 24	W	4-0	Vancouver
Oct. 27	L	3-6	California
Oct. 28	L	2-5	Los Angeles
Nov. 1	L	1-7	MONTREAL
Nov. 2	L	2-4	Philadelphia
Nov. 4	W	6-4	NY Rangers
Nov. 5	T	1-1	Detroit
Nov. 8	W	5-2	PHILADELPHIA
Nov. 11	L	3-4	VANCOUVER
Nov. 12	L	0-1	Buffalo
Nov. 15	W	7-1	MINNESOTA
Nov. 18	W	6-1	ATLANTA
Nov. 19	W	5-3	NY Rangers
Nov. 22	W	10-4	ST. LOUIS
Nov. 25	T	2-2	NY ISLANDERS
Nov. 26	L	2-6	Atlanta
Nov. 29	W	7-4	TORONTO
Dec. 2	W	3-2	CHICAGO
Dec. 3	L	2-4	Chicago
Dec. 6	T	4-4	California
Dec. 9	L	1-3	Los Angeles
Dec. 13	W	9-1	NY ISLANDERS
Dec. 16	W	5-3	ATLANTA
Dec. 17	L	1-9	NY Rangers
Dec. 19	L	2-3	BOSTON
Dec. 23	L	3-6	Montreal
Dec. 26	T	1-1	Detroit
Dec. 27	T	3-3	Toronto
Dec. 29	L	0-4	TORONTO
Dec. 30	T	2-2	DETROIT
Jan. 2	L	4-5	St. Louis
Jan. 3	W	5-3	Chicago
Jan. 6	W	4-2	VANCOUVER
Jan. 7	L	0-3	NY Rangers
Jan. 10	L	1-2	DETROIT
Jan. 13	W	3-1	LOS ANGELES
Jan. 14	L	2-3	Detroit
Jan. 17	L	4-6	Montreal
Jan. 18	L	2-5	MONTREAL
Jan. 20	W	3-0	BOSTON
Jan. 21	L	3-9	Chicago
Jan. 24	W	5-2	TORONTO
Jan. 25	L	3-6	Philadelphia
Jan. 27	L	3-5	PHILADELPHIA
Jan. 31	W	4-1	LOS ANGELES
Feb. 3	W	2-1	MINNESOTA
Feb. 4	L	3-4	Minnesota
Feb. 7	L	2-5	Montreal
Feb. 10	L	3-6	Boston
Feb. 14	W	6-2	VANCOUVER
Feb. 17	T	3-3	BUFFALO
Feb. 18	L	1-4	Buffalo
Feb. 20	W	4-0	NY Islanders
Feb. 22	W	2-1	NY ISLANDERS
Feb. 24	W	2-0	CHICAGO
Feb. 25	L	1-2	Buffalo
Feb. 28	W	4-2	ST. LOUIS
Mar. 3	L	1-2	CALIFORNIA
Mar. 4	L	2-5	MINNESOTA
Mar. 7	L	4-10	Minnesota
Mar. 10	L	4-5	NY RANGERS
Mar. 11	L	2-3	Philadelphia
Mar. 14	W	3-2	Los Angeles
Mar. 16	T	5-5	California
Mar. 17	L	1-6	Vancouver
Mar. 21	W	5-2	CALIFORNIA
Mar. 24	T	4-4	BUFFALO
Mar. 25	W	4-2	Atlanta
Mar. 28	W	6-3	ATLANTA
Mar. 31	L	2-7	St. Louis
Apr. 1	W	5-4	PHILADELPHIA

1973-74 PENGUINS REVIEW

1973-74 PENGUINS REVIEW

SEASON HIGHLIGHTS

- Marc Boileau replaces Ken Schinkel as head coach on Feb. 6, compiling a 14-10-4 record.
- Jean Pronovost scores a goal in seven consecutive games from Feb. 27 through March 10.
- The "Century Line" of Syl Apps, Jean Pronovost and Lowell MacDonald combines for 107 goals, the second highest in the NHL.
- Apps finishes seventh in the league scoring race with 24 goals and 61 assists for 85 points.
- MacDonald finishes ninth in league scoring with 82 points (43+39).
- MacDonald's 43 goals sets a Penguin record.

MAJOR TRADES

- Oct. 25, 1973 - Obtained Nick Beverley from Boston for Darryl Edestrand.
- Jan. 4, 1974 - Obtained Chuck Arnason and Bob Paradise from Atlanta for Al McDonough.
- Jan. 17, 1974 - Obtained Ron Stackhouse from Detroit for Jim Rutherford and Jack Lynch.
- Jan. 17, 1974 - Obtained Bob Kelly, Ab DeMarco and Steve Durbano from New York for Greg Polis, Bryan Watson and a second round choice in the 1974 Amateur Draft.

FINAL STATISTICS

SCORING

PLAYERS	GP	G	A	PTS	PIM
Syl Apps	75	24	61	85	37
Lowell MacDonald	78	43	39	82	14
Jean Pronovost	77	14	22	36	22
Ron Schock	77	14	29	43	22
Al McDonough	37	14	22	36	12
Ron Stackhouse	69	6	29	35	66
Bob Kelly	67	16	18	34	123
Chuck Arnason	74	20	11	31	17
Ab DeMarco	57	10	21	31	15
Greg Polis	41	14	13	27	32
Ron Lalonde	73	10	17	27	14
Steve Durbano	69	8	19	27	284
Wayne Bianchin	69	12	13	25	38
Bernie Lukowich	53	9	10	19	32
Bob McManama	47	5	14	19	18
Dave Burrows	71	3	14	17	30
Ted Snell	55	4	12	16	8
Nick Beverley	67	2	14	16	21
Blaine Stoughton	34	5	6	11	8
Bob Paradise	56	2	8	10	52
Bryan Hextall	37	2	7	9	39
Jean Guy Legace	31	2	6	8	34
Jack Lynch	17	0	7	7	21
Bryan Watson	38	1	4	5	137
Yvon Labre	16	1	2	3	13
Larry Bignell	20	0	3	3	2
Jim Wiley	22	0	3	3	2
Ron Jones	25	0	3	3	15
Jim Rutherford	26	0	1	1	2
Darryl Edestrand	3	0	0	0	0
Hank Nowak	13	0	0	0	11
Denis Herron	5	0	0	0	0
Gary Inness	20	0	0	0	0
Andy Brown	36	0	0	0	60
Bench					10

GOALTENDING

PLAYERS (W-L-T)	GP	MP	GA	SO	GAA
Gary Inness (7-10-1)	20	1032	56	0	3.26
Jim Rutherford (7-12-4)	26	1432	82	0	3.44
Andy Brown (3-16-4)	36	1956	115	1	3.53
Denis Herron (1-3-0)	5	260	18	0	4.15
TOTALS (28-41-9)	78	4680	271	1	3.50

GAME-BY-GAME RESULTS

DATE	W-L-T	SCORE	OPPONENT
Oct. 12	W	4-3	Atlanta
Oct. 13	L	3-4	NY RANGERS
Oct. 17	W	4-2	Minnesota
Oct. 20	W	5-3	CALIFORNIA
Oct. 21	L	2-8	Boston
Oct. 24	L	2-3	MONTREAL
Oct. 27	L	0-6	PHILADELPHIA
Oct. 28	W	7-2	NY Rangers
Oct. 31	T	1-1	Montreal
Nov. 3	L	0-6	Toronto
Nov. 4	L	0-7	Philadelphia
Nov. 7	T	1-1	NY ISLANDERS
Nov. 10	T	4-4	ATLANTA
Nov. 13	W	5-2	MINNESOTA
Nov. 15	L	3-5	St. Louis
Nov. 17	L	1-4	CHICAGO
Nov. 18	L	0-7	NY Rangers
Nov. 21	W	5-4	VANCOUVER
Nov. 22	W	4-2	Toronto
Nov. 24	L	2-5	MONTREAL
Nov. 28	L	3-4	TORONTO
Dec. 1	T	2-2	ATLANTA
Dec. 2	L	1-2	Chicago
Dec. 5	L	1-4	Los Angeles
Dec. 7	L	3-4	California
Dec. 8	L	2-3	Vancouver
Dec. 12	W	9-1	CALIFORNIA
Dec. 15	L	0-2	DETROIT
Dec. 16	W	2-1	Atlanta
Dec. 20	L	5-6	Boston
Dec. 22	L	1-4	NY RANGERS
Dec. 23	L	2-3	Buffalo
Dec. 26	T	2-2	Detroit
Dec. 28	L	1-3	ST. LOUIS
Dec. 29	L	2-4	CHICAGO
Jan. 2	L	4-8	Minnesota
Jan. 3	L	1-6	Buffalo
Jan. 5	W	5-2	BUFFALO
Jan. 9	L	4-6	TORONTO
Jan. 12	W	5-2	BUFFALO
Jan. 13	L	3-5	BOSTON
Jan. 16	L	0-2	LOS ANGELES
Jan. 18	W	6-2	Vancouver
Jan. 20	W	5-3	Philadelphia
Jan. 23	W	4-1	ST. LOUIS
Jan. 26	L	0-2	LOS ANGELES
Jan. 27	L	5-6	Detroit
Jan. 30	L	2-4	NY RANGERS
Feb. 2	L	1-3	CHICAGO
Feb. 3	L	4-5	Boston
Feb. 7	L	4-5	Philadelphia
Feb. 9	W	3-2	NY Islanders
Feb. 10	L	3-5	Chicago
Feb. 13	W	5-3	DETROIT
Feb. 16	W	7-3	CALIFORNIA
Feb. 20	T	1-1	ST. LOUIS
Feb. 23	L	2-6	BOSTON
Feb. 24	W	4-2	Chicago
Feb. 27	W	4-1	LOS ANGELES
Feb. 28	L	1-7	Montreal
Mar. 2	W	6-1	VANCOUVER
Mar. 5	W	2-1	NY Islanders
Mar. 7	T	2-2	Toronto
Mar. 9	W	7-5	St. Louis
Mar. 10	L	4-5	MONTREAL
Mar. 13	L	1-5	Los Angeles
Mar. 15	W	6-1	California
Mar. 16	W	8-6	Vancouver
Mar. 20	T	1-1	NY ISLANDERS
Mar. 23	L	1-5	Minnesota
Mar. 24	W	8-0	DETROIT
Mar. 27	T	3-3	MINNESOTA
Mar. 30	L	3-4	St. Louis
Mar. 31	W	4-2	ATLANTA
Apr. 2	L	2-3	NY Islanders
Apr. 4	W	4-2	BUFFALO
Apr. 6	W	6-1	PHILADELPHIA
Apr. 7	L	3-6	Atlanta

1974-75 PENSQUINN HISTORY
(37-28-15) FINISHED 3rd IN NORRIS DIVISION

SEASON HIGHLIGHTS

- Penguins select Pierre Larouche in first round of the 1974 Amateur Draft.
- Penguins play in Norris Division, Prince of Wales Conference, following NHL realignment.
- Syl Apps is named MVP of All-Star Game at Montreal Forum. He is joined on the Prince of Wales squad by teammates Pierre Larouche and Jean Pronovost.
- Pens record the 200th franchise victory with a 6-1 victory win over Chicago on Jan. 29 at the Civic Arena.
- Ron Stackhouse records six assists on March 8 vs. Philadelphia.
- Pierre Larouche leads all NHL rookie scores with 68 points (31-37).
- Penguins set club record for wins (37) and points (89) in a season.
- Penguins squander 3-0 lead in playoffs to New York Islanders. It is only the second time in NHL history a team has rallied from a 3-0 deficit.

MAJOR TRADES

- Sept. 13, 1974 - Obtained Rick Kehoe from Toronto for Blaine Stoughton and a first round choice in the 1977 Amateur Draft.
- Nov. 4, 1974 - Obtained Barry Wilkins from Vancouver for Ab DeMarco.
- Dec. 14, 1974 - Obtained Lew Morrison from Washington for Ron Lalonde.
- Jan. 10, 1975 - Obtained Michel Plasse from Kansas City for Jean Guy Lagace and Denis Herron.

GAME-BY-GAME RESULTS

DATE	W-L-T	SCORE	OPPONENT
Oct. 9	W	4-2	Minnesota
Oct. 12	W	7-2	DETROIT
Oct. 19	L	3-6	PHILADELPHIA
Oct. 20	L	1-5	Atlanta
Oct. 23	T	5-5	BOSTON
Oct. 26	L	4-5	NY RANGERS
Oct. 29	L	0-2	Los Angeles
Nov. 1	L	4-7	Vancouver
Nov. 3	T	3-3	Chicago
Nov. 5	W	5-3	Kansas City
Nov. 7	L	3-5	LOS ANGELES
Nov. 9	W	5-2	CALIFORNIA
Nov. 10	L	3-8	Buffalo
Nov. 13	W	8-2	NY ISLANDERS
Nov. 16	W	8-1	WASHINGTON
Nov. 17	W	6-0	Washington
Nov. 19	L	3-4	NY Islanders
Nov. 20	W	8-5	Toronto
Nov. 23	T	0-0	LOS ANGELES
Nov. 24	L	5-7	NY Rangers
Nov. 27	L	2-3	MONTREAL
Nov. 30	T	5-5	BUFFALO
Dec. 1	L	3-6	Buffalo
Dec. 4	W	4-2	TORONTO
Dec. 7	L	2-5	Montreal
Dec. 8	L	2-3	Boston
Dec. 12	T	3-3	MONTREAL
Dec. 14	W	6-3	CHICAGO
Dec. 15	W	3-2	Detroit
Dec. 18	L	4-4	Toronto
Dec. 19	T	4-6	KANSAS CITY
Dec. 21	L	7-8	Minnesota
Dec. 22	L	0-4	Philadelphia
Dec. 26	T	2-2	ST. LOUIS
Dec. 28	T	3-3	ATLANTA
Dec. 30	W	7-5	TORONTO
Jan. 2	W	6-3	MINNESOTA
Jan. 4	W	4-3	VANCOUVER
Jan. 8	L	5-7	Chicago
Jan. 10	T	3-3	Atlanta
Jan. 11	W	6-3	CALIFORNIA
Jan. 15	W	5-3	ATLANTA
Jan. 18	T	4-4	BOSTON
Jan. 19	W	3-2	Washington
Jan. 22	W	7-5	CALIFORNIA
Jan. 25	W	5-2	NY RANGERS
Jan. 26	L	2-7	Montreal
Jan. 29	W	6-1	CHICAGO
Jan. 30	L	2-5	Detroit
Feb. 1	T	4-4	St. Louis
Feb. 4	W	3-2	Vancouver
Feb. 5	W	3-2	Los Angeles
Feb. 7	W	4-1	California
Feb. 11	L	1-2	NY Islanders
Feb. 12	T	3-3	BUFFALO
Feb. 15	W	8-3	Toronto
Feb. 16	W	3-2	NY ISLANDERS
Feb. 19	T	2-2	LOS ANGELES
Feb. 22	W	3-2	ST. LOUIS
Feb. 23	L	1-3	DETROIT
Feb. 25	L	4-6	Boston
Feb. 26	W	3-1	WASHINGTON
Mar. 1	W	7-3	VANCOUVER
Mar. 2	W	8-6	NY Rangers
Mar. 5	T	4-4	Kansas City
Mar. 8	W	8-2	PHILADELPHIA
Mar. 9	L	4-8	Buffalo
Mar. 12	W	5-3	BOSTON
Mar. 13	L	0-6	Philadelphia
Mar. 15	W	12-1	WASHINGTON
Mar. 16	W	6-3	KANSAS CITY
Mar. 18	L	2-5	St. Louis
Mar. 19	T	3-3	Vancouver
Mar. 22	L	0-4	Los Angeles
Mar. 25	W	6-4	Montreal
Mar. 29	W	4-2	Detroit
Mar. 30	W	4-1	MINNESOTA
Apr. 2	L	0-6	Montreal
Apr. 5	W	7-1	DETROIT
Apr. 6	L	4-8	Washington

SCORING

PLAYERS	GP	G	A	PTS	PIM
Ron Schock	80	23	63	86	36
Syl Apps	79	24	55	79	43
Jean Pronovost	78	43	32	75	37
Vic Hadfield	76	31	42	73	72
Pierre Larouche	79	31	37	68	52
Rick Kehoe	76	32	31	63	22
Lowell MacDonald	71	27	33	60	24
Ron Stackhouse	72	15	45	60	52
Chuck Arnason	78	26	32	58	32
Bob Kelly	69	27	24	51	120
Barry Wilkins	58	5	29	34	97
Pete Loframboise	80	10	23	33	30
Colin Campbell	59	4	15	19	172
Bob Paradise	78	3	15	18	109
Dennis Dwchar	46	6	11	17	67
Dave Burrows	78	2	15	17	49
Lew Morrison	70	7	9	16	10
Bob McManama	40	5	9	14	6
Nelson DeBenedet	31	6	3	9	11
Jean Guy Lagace	27	1	8	9	39
Kelly Pratt	22	0	6	6	15
Ab DeMarco	8	2	1	3	4
Ron Lalonde	24	0	3	3	0
Bob Stumpf	3	0	0	0	4
Michel Plasse	44	0	2	2	24
Gary Inness	57	0	2	2	2
Mario Faubert	10	1	0	1	6
Steve Durban	1	0	1	1	0
Yves Bergeron	2	0	0	0	0
Denis Herron	3	0	0	0	0
Harvey Bennett	7	0	0	0	0
Bob Johnson	12	0	0	0	6
Bench					14

GOALTENDING

PLAYERS (W-L-T)	GP	MP	GA	SO	GAA
Gary Inness (24-18-10)	57	3122	161	2	3.09
Michel Plasse (9-5-4)	20	1034	73	0	4.00
Dennis Herron (1-1-0)	3	108	11	0	6.11
Bob Johnson (3-4-1)	12	476	40	0	5.04
TOTALS (37-28-15)	80	4800	285	2	3.61

1975-76 PENGUINS REVIEW

(35-33-12) FINISHED 3rd IN NORRIS DIVISION

SEASON HIGHLIGHTS

- Jean Pronovost records a point in 16 consecutive games from Nov. 1 through Dec. 3.
- Penguins reel off an 11 game unbeaten streak (7-0-4) from Feb. 7 through Feb. 28.
- Penguins set club records with 339 goals for and 303 goals against.
- Pierre Larouche finishes fifth in the league scoring race with 53 goals and 58 assists for 111 points, a Penguins single-season record.
- Jean Pronovost finishes eighth (52-52-104) and Syl Apps finishes 10th (32-67-99) in league scoring, the first time three Penguins have finished in the top 10.

MAJOR TRADES

- Dec. 16, 1975 - Obtained Stan Gilbertson from Washington for Harvey Bennett.
- Jan. 9, 1976 - Obtained Ed Gilbert, Simon Niolet and a first round choice in the 1976 Amateur Draft from Kansas City Scouts for Steve Durbano, Chuck Armason and a first round choice in the 1976 Amateur Draft.
- March 8, 1976 - Obtained Ed Van Impe and Bob Taylor from Philadelphia for Gary Inness and future considerations.

FINAL STATISTICS

SCORING

PLAYERS	GP	G	A	PTS	PIM
Pierre Larouche	76	53	58	111	33
Jean Pronovost	80	52	52	104	24
Syl Apps	80	32	67	99	24
Rick Kehoe	71	29	47	76	6
Lowell MacDonald	69	30	43	73	12
Ron Stackhouse	80	11	60	71	76
Vic Hadfield	76	30	35	65	46
Ron Schock	80	18	44	62	28
Bob Kelly	77	25	30	55	149
Dave Burrows	80	7	22	29	51
Barry Wilkins	75	0	27	27	106
Stan Gilbertson	48	13	8	21	6
Simon Niolet	39	9	8	17	2
Colin Campbell	64	7	10	17	105
Dennis Owchar	54	5	12	17	19
Chuck Armason	30	7	3	10	14
Lew Morrison	78	4	5	9	8
Mario Faubert	21	1	8	9	10
Steve Durbano	32	0	8	8	161
Harvey Bennett	25	3	3	6	53
Wayne Bianchin	14	1	5	6	4
Ed Van Impe	12	0	5	5	16
Bob McManama	12	1	2	3	4
Ed Gilbert	38	1	1	2	0
Jacques Cossette	7	0	2	2	9
Michel Plasse	56	0	2	2	18
Bob Taylor	2	0	0	0	0
Gordie Laxton	8	0	0	0	0
Bob Paradise	9	0	0	0	4
Gary Inness	23	0	0	0	2
Bench					14

GOALTENDING

PLAYERS (W-L-T)	GP	MP	GA	SO	GAA
Michel Plasse (24-19-10)	55	3096	178	2	3.45
Gary Inness (8-9-2)	23	1212	82	0	4.06
Gordie Laxton (3-4-0)	8	414	31	0	4.49
Bob Taylor (0-1-0)	2	78	7	0	5.38
TOTALS (35-33-12)	80	4888	268	2	3.76

GAME-BY-GAME RESULTS

DATE	W-L-T	SCORE	OPPONENT
Oct. 7	W	4-2	Washington
Oct. 11	W	7-5	WASHINGTON
Oct. 15	W	8-4	Toronto
Oct. 18	W	6-1	DETROIT
Oct. 21	L	1-7	MONTREAL
Oct. 25	T	4-4	PHILADELPHIA
Oct. 30	L	0-4	Los Angeles
Nov. 1	L	3-7	Minnesota
Nov. 2	L	2-7	Buffalo
Nov. 5	W	7-6	NY ISLANDERS
Nov. 6	W	5-3	St. Louis
Nov. 8	L	5-7	CHICAGO
Nov. 9	L	4-6	Philadelphia
Nov. 12	T	6-6	Washington
Nov. 13	L	4-5	MONTREAL
Nov. 15	L	2-5	BUFFALO
Nov. 18	L	3-5	CALIFORNIA
Nov. 21	W	4-1	Atlanta
Nov. 22	W	6-3	LOS ANGELES
Nov. 26	W	5-2	DETROIT
Nov. 29	W	8-3	NY RANGERS
Nov. 30	L	2-4	Boston
Dec. 3	T	3-3	Chicago
Dec. 4	L	1-6	NY Islanders
Dec. 7	W	6-3	TORONTO
Dec. 9	L	2-3	Kansas City
Dec. 10	L	2-3	Detroit
Dec. 13	T	4-4	BOSTON
Dec. 14	L	4-7	Montreal
Dec. 17	W	9-2	California
Dec. 19	L	1-5	Vancouver
Dec. 20	W	5-1	Los Angeles
Dec. 23	L	3-4	NY Rangers
Dec. 26	L	3-4	Atlanta
Dec. 27	W	3-2	ATLANTA
Dec. 31	W	5-1	LOS ANGELES
Jan. 3	L	4-8	PHILADELPHIA
Jan. 4	L	3-5	Chicago
Jan. 7	L	1-4	California
Jan. 10	T	3-3	VANCOUVER
Jan. 11	L	0-6	Buffalo
Jan. 13	L	2-6	Boston
Jan. 15	L	1-4	Philadelphia
Jan. 17	W	3-2	BUFFALO
Jan. 18	W	8-3	NY RANGERS
Jan. 22	L	3-4	MONTREAL
Jan. 24	W	8-2	WASHINGTON
Jan. 25	T	1-1	MINNESOTA
Jan. 29	W	6-2	KANSAS CITY
Jan. 31	T	4-4	Kansas City
Feb. 1	W	7-1	TORONTO
Feb. 5	L	1-5	Boston
Feb. 7	W	7-3	Los Angeles
Feb. 8	W	7-3	Vancouver
Feb. 11	T	4-4	California
Feb. 14	T	4-4	NY Islanders
Feb. 15	W	6-4	LOS ANGELES
Feb. 17	W	6-1	KANSAS CITY
Feb. 19	W	7-5	TORONTO
Feb. 21	W	10-1	CHICAGO
Feb. 22	T	2-2	Detroit
Feb. 25	T	3-3	ATLANTA
Feb. 28	W	5-4	VANCOUVER
Feb. 29	L	3-5	ST. LOUIS
Mar. 2	W	6-2	Minnesota
Mar. 6	W	5-0	MINNESOTA
Mar. 7	L	3-5	NY ISLANDERS
Mar. 10	L	6-7	BUFFALO
Mar. 13	W	4-2	CALIFORNIA
Mar. 14	W	7-1	ST. LOUIS
Mar. 16	L	4-5	Montreal
Mar. 19	W	7-3	Washington
Mar. 21	W	4-2	NY Rangers
Mar. 24	T	5-5	BOSTON
Mar. 25	L	2-5	St. Louis
Mar. 28	W	3-0	DETROIT
Mar. 29	L	4-5	Toronto
Mar. 31	L	3-7	Montreal
Apr. 3	L	4-5	WASHINGTON
Apr. 4	W	6-5	Detroit

1976-77 PENGUINS REVIEW

(34-33-13) FINISHED 3rd IN MORRIS DIVISION

SEASON HIGHLIGHTS

- Pierre Larouche records his fourth career hat trick on Feb. 19 at Toronto in a 6-6 tie.
- Dunc Wilson and Denis Herron combine for 52 saves in a 7-3 loss to Atlanta on March 15.
- Wayne Bianchin and Atlanta's Guy Chouinard score goals four seconds apart on March 15 to set NHL record.
- Lost to Toronto in the preliminary round of the playoffs, 2-1.

MAJOR TRADES

- Aug. 11, 1976 - Obtained Don Awrey from Montreal for a third round choice in the 1978 Amateur Draft and future considerations.
- Oct. 8, 1976 - Obtained Dunc Wilson from New York Rangers for cash and other considerations.
- Oct. 18, 1976 - Obtained Mike Corrigan from Los Angeles for a fifth round choice in the 1977 Amateur Draft.

FINAL STATISTICS

SCORING

PLAYERS

PLAYERS	GP	G	A	PTS	PIM
Jean Pronovost	79	33	31	64	24
Pierre Larouche	65	29	34	63	14
Syl Apps	72	18	43	61	20
Rick Kehoe	80	30	27	57	10
Ron Schock	80	17	32	49	10
Mike Corrigan	73	14	27	41	36
Ron Stackhouse	80	7	34	41	72
Greg Malone	66	18	19	37	43
Blair Chapman	80	14	23	37	16
Wayne Bianchin	79	28	6	34	28
Bob Kelly	74	10	21	31	115
Dennis Owschar	46	5	18	23	37
Stan Gilbertson	67	6	9	15	13
Mario Faubert	47	2	11	13	32
Russ Anderson	67	2	11	13	81
Don Awrey	79	1	12	13	40
Dave Burrows	69	3	6	9	29
Lew Morrison	76	2	1	3	0
Ed Van Impe	10	0	3	3	6
Lowell MacDonald	3	1	1	2	0
Vic Hadfield	9	0	2	2	0
Tom Price	7	0	2	2	4
Denis Herron	34	0	1	1	4
Dunc Wilson	45	0	1	1	21
Yves Bergeron	1	0	0	0	0
Steve Lyon	3	0	0	0	2
Gordie Laxton	6	0	0	0	0
Ed Gilbert	7	0	0	0	0
Bench					12

GOALTENDING

PLAYERS (W-L-T)

PLAYERS (W-L-T)	GP	MP	GA	SO	GAA
Denis Herron (15-11-5)	34	1920	94	1	2.94
Dunc Wilson (18-19-8)	45	2627	129	5	2.95
Gordie Laxton (1-3-0)	6	253	26	0	6.17
TOTALS (34-33-13)	80	4800	252	6	3.15

GAME-BY-GAME RESULTS

DATE	W-L-T	SCORE	OPPONENT
Oct. 6	W	9-5	VANCOUVER
Oct. 7	L	1-10	Montreal
Oct. 9	L	4-7	LOS ANGELES
Oct. 13	L	1-4	Chicago
Oct. 15	L	1-2	Atlanta
Oct. 16	W	4-3	DETROIT
Oct. 20	T	4-4	Toronto
Oct. 23	L	1-9	MONTREAL
Oct. 24	T	3-3	ATLANTA
Oct. 27	T	4-4	Buffalo
Oct. 28	L	0-3	Philadelphia
Oct. 30	T	2-2	NY RANGERS
Nov. 2	W	7-1	LOS ANGELES
Nov. 5	W	4-1	Colorado
Nov. 7	T	2-2	Cleveland
Nov. 10	L	2-3	Minnesota
Nov. 13	W	1-0	PHILADELPHIA
Nov. 14	W	5-1	NY Rangers
Nov. 20	L	2-5	COLORADO
Nov. 21	W	5-0	CHICAGO
Nov. 24	L	0-4	BOSTON
Nov. 26	W	3-1	Cleveland
Nov. 27	L	1-3	NY ISLANDERS
Nov. 30	L	4-6	Washington
Dec. 2	W	4-2	NY Islanders
Dec. 4	L	1-3	Montreal
Dec. 7	W	6-2	MINNESOTA
Dec. 9	W	2-1	Buffalo
Dec. 11	L	3-6	NY Islanders
Dec. 12	W	5-3	ST. LOUIS
Dec. 16	W	5-4	CLEVELAND
Dec. 18	L	3-5	WASHINGTON
Dec. 19	L	3-6	Boston
Dec. 22	W	5-2	Toronto
Dec. 23	L	2-5	Detroit
Dec. 26	W	4-2	TORONTO
Dec. 29	T	3-3	MONTREAL
Jan. 1	W	6-3	BUFFALO
Jan. 4	T	2-2	VANCOUVER
Jan. 6	T	3-3	Washington
Jan. 8	W	4-2	CHICAGO
Jan. 11	L	0-2	TORONTO
Jan. 15	W	5-2	BUFFALO
Jan. 16	L	5-6	ATLANTA
Jan. 19	W	3-0	Vancouver
Jan. 20	L	3-5	Los Angeles
Jan. 22	W	3-2	NY ISLANDERS
Jan. 27	L	3-0	NY Rangers
Jan. 29	L	2-5	PHILADELPHIA
Jan. 30	W	5-2	BOSTON
Feb. 2	W	5-2	MINNESOTA
Feb. 3	T	0-0	Cleveland
Feb. 5	W	3-1	DETROIT
Feb. 6	L	2-5	Colorado
Feb. 8	L	3-3	St. Louis
Feb. 11	L	2-6	Vancouver
Feb. 12	W	3-2	Los Angeles
Feb. 16	T	4-4	MONTREAL
Feb. 19	T	6-6	Toronto
Feb. 20	W	4-1	CLEVELAND
Feb. 22	L	1-3	Washington
Feb. 24	L	2-3	Detroit
Feb. 26	W	2-1	WASHINGTON
Feb. 27	T	2-2	BOSTON
Mar. 2	L	0-5	LOS ANGELES
Mar. 3	L	1-5	Montreal
Mar. 5	T	3-3	Los Angeles
Mar. 6	W	2-1	St. Louis
Mar. 9	W	3-0	COLORADO
Mar. 12	W	3-2	BUFFALO
Mar. 13	L	0-4	Philadelphia
Mar. 15	L	3-7	Atlanta
Mar. 16	W	7-3	ST. LOUIS
Mar. 19	L	2-5	NY RANGERS
Mar. 20	L	2-3	Chicago
Mar. 22	W	4-2	Minnesota
Mar. 27	L	0-3	Boston
Mar. 30	L	3-4	WASHINGTON
Apr. 2	L	4-3	Detroit
Apr. 3	W	4-2	DETROIT

1977-78 PENGUINS REVIEW

1977-78 PENGUINS REVIEW

SEASON HIGHLIGHTS

- Johnny Wilson is named head coach on June 13.
- Pete Mahovich scores a hat trick in his first game as a Penguin in a 6-4 win over Detroit on Nov. 30.
- Jean Pronovost scores goals in seven consecutive games from Jan. 2 through Jan. 14.
- Dave Schultz sets a Penguins record for penalty minutes in one season with 378.
- Edward J. DeBartolo takes control of the Penguins on April 5.

MAJOR TRADES

- Sept. 20, 1977 - Obtained Brian Spencer from Buffalo for Ron Schock.
- Oct. 1, 1977 - Obtained Bob Paradise from Washington for rights to Don Avrey.
- Nov. 2, 1977 - Obtained Gene Carr, Dave Schultz and a fourth round choice in the 1978 Amateur Draft from Los Angeles for Syl Apps and Hartland Monahan.
- Nov. 29, 1977 - Obtained Peter Lee and Pete Mahovich from Montreal for Pierre Larouche and the rights to Peter Marsh.
- March 14, 1978 - Signed Derek Sanderson as a free agent.

FINAL STATISTICS

SCORING

PLAYERS	GP	G	A	PTS	PIM
Jean Pronovost	79	40	25	65	50
Pete Mahovich	57	25	36	61	37
Greg Malone	78	18	43	61	80
Gene Carr	70	17	37	54	76
Rick Kehoe	70	29	21	50	10
Blair Chapman	75	24	20	44	37
Tom Edur	58	5	38	43	18
Dave Schultz	66	9	25	34	373
Wayne Bianchin	61	20	13	33	40
Brian Spencer	79	9	11	20	81
Mike Corrigan	25	8	12	20	10
Ron Stackhouse	50	5	15	20	36
Dave Burrows	67	4	15	19	24
Peter Lee	60	5	13	18	19
Russ Anderson	74	2	16	18	150
Lowell MacDonald	19	5	8	13	2
John Flesch	29	7	5	12	19
Bob Paradise	64	2	10	12	53
Pierre Larouche	20	6	5	11	0
Dennis Owchar	22	2	8	10	23
Colin Campbell	55	1	9	10	103
Tom Cassidy	26	3	4	7	15
Syl Apps	9	0	7	0	0
Jim Hamilton	25	2	4	6	2
Mario Faubert	18	0	6	6	11
Derek Sanderson	13	3	1	4	0
Jacques Cossette	19	1	2	3	4
Hartland Monahan	7	2	0	2	2
Lew Morrison	8	0	2	2	0
Dunc Wilson	21	0	1	1	0
Denis Herron	60	0	1	1	6
Greg Redquest	1	0	0	0	0
Kim Davis	1	0	0	0	0
Gordie Laxton	2	0	0	0	0
Tom Price	10	0	0	0	0
Bench					14

GOALTENDING

PLAYERS (W-L-T)	GP	MP	GA	SO	GAA
Denis Herron (20-25-15)	60	3534	210	0	3.57
Dunc Wilson (5-11-3)	21	1180	95	0	4.83
Gordie Laxton (0-1-0)	2	73	9	0	7.40
Greg Redquest (0-0-0)	1	13	3	0	13.85
TOTALS (25-37-18)	80	4800	317	0	4.07

GAME-BY-GAME RESULTS

DATE	W-L-T	SCORE	OPPONENT
Oct. 12	W	4-2	ST. LOUIS
Oct. 14	L	1-2	Washington
Oct. 15	L	2-8	PHILADELPHIA
Oct. 19	T	3-3	NY Rangers
Oct. 20	L	0-11	Philadelphia
Oct. 22	W	5-2	ATLANTA
Oct. 23	W	3-2	Cleveland
Oct. 25	L	3-4	DETROIT
Oct. 29	L	3-5	BOSTON
Nov. 2	L	1-3	Detroit
Nov. 4	L	2-5	Atlanta
Nov. 5	L	3-4	NY Islanders
Nov. 9	W	5-3	CLEVELAND
Nov. 12	W	7-4	CHICAGO
Nov. 13	T	3-3	Buffalo
Nov. 16	L	4-7	Minnesota
Nov. 19	T	5-5	NY RANGERS
Nov. 22	T	3-3	Vancouver
Nov. 24	L	3-5	Los Angeles
Nov. 26	W	5-2	NY ISLANDERS
Nov. 29	L	1-9	Montreal
Nov. 30	W	6-4	DETROIT
Dec. 3	T	4-4	BUFFALO
Dec. 4	W	4-2	Washington
Dec. 6	T	3-3	Colorado
Dec. 8	T	3-5	LOS ANGELES
Dec. 10	L	2-6	Boston
Dec. 11	L	1-5	ATLANTA
Dec. 14	L	2-3	St. Louis
Dec. 17	W	5-3	MONTREAL
Dec. 22	T	3-3	Buffalo
Dec. 23	L	2-6	TORONTO
Dec. 26	W	5-4	Toronto
Dec. 28	T	2-2	WASHINGTON
Dec. 29	L	3-4	Montreal
Dec. 31	W	6-3	CLEVELAND
Jan. 2	L	2-3	Washington
Jan. 4	W	8-3	VANCOUVER
Jan. 7	T	3-3	LOS ANGELES
Jan. 9	W	5-3	NY Rangers
Jan. 11	L	6-8	MONTREAL
Jan. 12	T	4-4	Philadelphia
Jan. 14	W	4-2	CLEVELAND
Jan. 18	L	0-1	Atlanta
Jan. 21	L	2-5	WASHINGTON
Jan. 22	W	3-1	NY RANGERS
Jan. 28	T	3-3	BUFFALO
Jan. 29	L	2-8	Boston
Jan. 31	W	5-3	Detroit
Feb. 1	W	6-1	MINNESOTA
Feb. 4	L	1-8	BOSTON
Feb. 7	W	4-2	Colorado
Feb. 11	T	3-3	Los Angeles
Feb. 14	W	2-1	CHICAGO
Feb. 18	T	1-1	LOS ANGELES
Feb. 19	T	2-2	Chicago
Feb. 21	W	5-4	ST. LOUIS
Feb. 22	T	2-2	ST. LOUIS
Feb. 25	L	1-3	PHILADELPHIA
Feb. 26	T	4-4	Buffalo
Mar. 1	L	2-5	MONTREAL
Mar. 4	L	3-6	NY Islanders
Mar. 5	T	3-3	NY ISLANDERS
Mar. 8	W	5-3	COLORADO
Mar. 11	L	1-3	VANCOUVER
Mar. 12	L	1-7	TORONTO
Mar. 14	L	2-4	Los Angeles
Mar. 15	L	4-7	Vancouver
Mar. 18	W	3-2	Toronto
Mar. 19	L	1-9	Chicago
Mar. 21	L	1-7	Minnesota
Mar. 22	L	2-5	COLORADO
Mar. 25	T	2-2	DETROIT
Mar. 29	L	2-6	Montreal
Mar. 30	L	3-6	Boston
Apr. 2	W	6-3	TORONTO
Apr. 5	W	7-2	MINNESOTA
Apr. 6	L	4-6	Detroit
Apr. 8	L	4-6	WASHINGTON

1978-79 PENGUINS REVIEW

BY ST. LOUIS AMERICAN LEAGUE REPORTER

SEASON HIGHLIGHTS

- Montreal hands the Penguins a 12-0 loss on Feb. 22 to set the franchise mark for the greatest margin of defeat.
- Penguins reel off a seven-game unbeaten streak (5-0-2) from March 13 through March 27.
- Penguins set a season record with 34 road points (13 wins, 8 ties).
- George Ferguson scores in overtime to eliminate Buffalo in the preliminary round of the playoffs, 2-1.
- Boston sweeps Pittsburgh, 4-0, in the Quarterfinals.

MAJOR TRADES

- June 13, 1978 - Obtained Randy Carlyle and George Ferguson from Toronto for Dave Burrows.
- June 14, 1978 - Obtained Tom Bladon, Orest Kindrachuk and Ross Lonsberry from Philadelphia for a first round choice in the 1978 Amateur Draft.
- Sept. 6, 1978 - Obtained Gregg Sheppard from Boston in a three-way deal, with Pittsburgh sending Jean Pronovost to Atlanta and Atlanta sending Dick Redmond to Boston.
- Oct. 18, 1978 - Obtained Rod Schutt from Montreal for a first round choice in the 1981 Amateur Draft.
- Feb. 6, 1979 - Obtained Gary McAdam from Buffalo for Dave Schultz.

FINAL STATISTICS

SCORING

PLAYERS	GP	G	A	PTS	PIM
Greg Malone	80	35	30	65	52
Orest Kindrachuk	79	18	42	60	84
Peter Lee	80	32	25	58	24
Peter Mahovich	60	14	39	53	39
George Ferguson	80	21	29	50	37
Randy Carlyle	70	13	34	47	78
Ross Lonsberry	80	24	22	46	38
Rick Kehoe	57	27	18	45	2
Rod Schutt	74	24	21	45	33
Ron Stackhouse	75	10	33	43	54
Gregg Sheppard	60	15	22	37	9
Dale Tatton	63	5	24	29	35
Tom Bladon	78	4	23	27	64
Gary McAdam	68	11	14	25	15
Colin Campbell	65	2	18	20	137
Blair Chapman	71	10	8	18	18
Russ Anderson	72	3	13	16	93
Wayne Bianchin	40	7	4	11	20
Jacques Cossette	38	7	2	9	16
Kim Davis	1	1	0	1	0
Bob Paradise	14	0	1	1	4
Gordon Laxton	1	0	0	0	0
Jim Hamilton	2	0	0	0	0
Tom Price	2	0	0	0	4
Lex Hudson	2	0	0	0	0
Mike Meeke	4	0	0	0	5
Brian Spencer	7	0	0	0	0
Greg Millen	28	0	0	0	0
Denis Herron	56	0	2	2	18
Bench					16

GOALTENDING

PLAYERS (W-L-T)	GP	G	A	SO	GAA
Denis Herron (22-19-12)	56	3208	180	0	3.37
Greg Millen (14-11-1)	28	1532	86	2	3.37
Gordon Laxton (0-1-0)	1	60	8	0	8.00
TOTALS (36-31-13)	80	4800	279	2	3.49

GAME-BY-GAME RESULTS

DATE	W-L-T	SCORE	OPPONENT
Oct. 11	L	2-3	TORONTO
Oct. 12	L	2-8	Boston
Oct. 14	T	4-4	BOSTON
Oct. 18	L	3-5	NY ISLANDERS
Oct. 19	L	1-3	Philadelphia
Oct. 21	W	5-1	WASHINGTON
Oct. 25	T	6-6	ST. LOUIS
Oct. 28	L	2-4	ATLANTA
Oct. 29	L	2-3	NY Rangers
Nov. 1	L	4-6	Washington
Nov. 3	L	0-2	Atlanta
Nov. 4	W	7-3	DETROIT
Nov. 8	W	6-3	COLORADO
Nov. 9	T	4-4	Buffalo
Nov. 11	L	1-2	NY RANGERS
Nov. 16	W	6-3	Vancouver
Nov. 18	W	3-1	Los Angeles
Nov. 22	L	2-3	MONTREAL
Nov. 23	L	4-8	Montreal
Nov. 25	L	1-3	PHILADELPHIA
Nov. 26	L	2-8	Toronto
Nov. 29	W	5-3	WASHINGTON
Dec. 1	W	7-4	Washington
Dec. 2	W	5-2	CHICAGO
Dec. 5	T	3-3	NY Islanders
Dec. 6	W	6-4	TORONTO
Dec. 8	T	3-3	Montreal
Dec. 9	T	4-4	BUFFALO
Dec. 13	W	3-0	ST. LOUIS
Dec. 14	L	1-2	Philadelphia
Dec. 16	W	6-5	VANCOUVER
Dec. 17	T	3-3	Chicago
Dec. 21	W	4-1	Los Angeles
Dec. 23	L	3-5	minnesota
Dec. 27	W	5-2	LOS ANGELES
Dec. 30	W	3-1	DETROIT
Dec. 31	W	5-4	Detroit
Jan. 3	L	3-5	VANCOUVER
Jan. 5	T	3-3	Atlanta
Jan. 6	L	3-4	LOS ANGELES
Jan. 10	W	3-2	MONTREAL
Jan. 13	W	5-3	BOSTON
Jan. 14	W	5-4	Buffalo
Jan. 16	W	5-0	MINNESOTA
Jan. 17	L	1-4	Detroit
Jan. 20	L	2-5	WASHINGTON
Jan. 24	L	1-4	Los Angeles
Jan. 25	L	3-5	Colorado
Jan. 27	W	5-3	LOS ANGELES
Jan. 31	L	1-4	MONTREAL
Feb. 3	W	4-2	DETROIT
Feb. 4	L	3-8	Detroit
Feb. 15	W	6-5	MINNESOTA
Feb. 17	W	6-3	BUFFALO
Feb. 18	L	2-6	Detroit
Feb. 21	W	3-1	MONTREAL
Feb. 22	L	0-12	Montreal
Feb. 24	W	5-1	CHICAGO
Feb. 25	T	2-2	Chicago
Feb. 28	W	5-3	COLORADO
Mar. 3	L	4-8	St. Louis
Mar. 4	W	7-2	Colorado
Mar. 7	L	0-4	LOS ANGELES
Mar. 10	W	3-2	PHILADELPHIA
Mar. 11	L	0-4	Toronto
Mar. 13	W	9-3	Vancouver
Mar. 14	T	3-3	Los Angeles
Mar. 17	W	5-2	Washington
Mar. 18	W	5-1	NY Rangers
Mar. 21	T	2-2	WASHINGTON
Mar. 22	W	3-1	Boston
Mar. 24	T	3-3	NY Islanders
Mar. 25	T	2-2	NY ISLANDERS
Mar. 27	W	5-1	Minnesota
Mar. 28	W	7-1	NY RANGERS
Mar. 31	L	3-5	Montreal
Apr. 1	L	2-7	ATLANTA
Apr. 3	W	3-2	St. Louis
Apr. 7	W	4-3	DETROIT
Apr. 8	L	2-5	Washington

1979-80 PENGUINS REVIEW

1979-80 PENGUINS REVIEW

SEASON HIGHLIGHTS

- Greg Malone records six assists vs. Quebec on Nov. 28.
- Penguins wear black and gold uniforms for the first time vs. St. Louis on Jan. 30.
- Penguins defeat New York Islanders, 4-3, on Jan. 3 to gain first place in the Norris Division for the first time in club history.
- Olympian Mark Johnson makes his Penguin debut on March 2 vs. NY Islanders and scores his first NHL goal on March 23 vs. Winnipeg.

MAJOR TRADES

- Aug. 3, 1979 - Obtained Nick Libett from Detroit for Pete Mahovich.
- Aug. 30, 1979 - Obtained Rob Holland and Pat Hughes from Montreal for Denis Herron and a second round choice in the 1982 Entry Draft.
- Nov. 13, 1979 - Obtained Bob Stewart from St. Louis for Blair Chapman.

FINAL STATISTICS

SCORING

PLAYERS	GP	G	A	PTS	PIM
Rick Kehoe	79	30	30	60	4
Greg Malone	51	19	32	51	46
George Ferguson	73	21	28	49	36
Orest Kindrachuk	52	17	29	46	63
Peter Lee	74	16	29	45	20
Gary McAdam	78	19	22	41	63
Rod Schutt	73	18	21	39	43
Gregg Sheppard	76	13	24	37	20
Randy Carlyle	67	8	28	36	45
Ross Lonsberry	76	15	18	33	36
Ron Stackhouse	78	6	27	33	36
Pat Hughes	76	18	14	32	78
Russ Anderson	76	5	22	27	150
Nick Libett	78	14	12	26	14
Paul Marshall	46	9	12	21	9
Mario Faubert	49	5	13	18	31
Dale Tallon	32	5	9	14	18
Bob Stewart	75	3	8	11	56
Kim Davis	24	3	7	10	43
Mark Johnson	17	3	5	8	4
Tom Bladon	57	2	6	8	35
Greg Millen	44	0	3	3	14
Kim Clackson	46	0	3	3	166
Jim Hamilton	10	2	0	2	0
Nick Ricci	4	0	0	0	0
Rob Holland	34	0	0	0	2
Bench					10

GOALTENDING

PLAYERS (W-L-T)	GP	MP	GA	SO	GAA
Nick Ricci (2-2-0)	4	240	14	0	3.50
Greg Millen (18-18-7)	44	2586	157	2	3.61
Rob Holland (10-17-6)	34	1974	126	1	3.83
TOTALS (30-37-13)	80	4800	297	3	3.79

GAME-BY-GAME RESULTS

DATE	W-L-T	SCORE	OPPONENT
Oct. 10	W	4-2	WINNIPEG
Oct. 13	T	3-3	HARTFORD
Oct. 14	W	4-1	Boston
Oct. 17	L	4-5	LOS ANGELES
Oct. 20	W	5-1	WASHINGTON
Oct. 21	L	3-6	NY Rangers
Oct. 24	L	3-7	Buffalo
Oct. 25	L	5-8	Montreal
Oct. 31	W	4-2	COLORADO
Nov. 3	T	3-3	ATLANTA
Nov. 7	T	3-3	MONTREAL
Nov. 10	L	1-6	BOSTON
Nov. 11	W	4-1	NY Rangers
Nov. 15	T	3-3	Los Angeles
Nov. 16	L	2-5	Vancouver
Nov. 18	W	3-2	Winnipeg
Nov. 21	W	5-2	ST. LOUIS
Nov. 23	L	1-4	Atlanta
Nov. 24	W	5-3	NY RANGERS
Nov. 28	W	7-2	QUEBEC
Nov. 30	L	5-7	Hartford
Dec. 1	W	5-4	COLORADO
Dec. 5	T	3-3	VANCOUVER
Dec. 7	W	5-3	Washington
Dec. 8	T	3-3	CHICAGO
Dec. 11	T	3-3	St. Louis
Dec. 12	T	3-3	NY ISLANDERS
Dec. 15	T	3-3	NY Islanders
Dec. 16	L	1-4	Quebec
Dec. 19	T	0-0	Chicago
Dec. 20	T	1-1	Philadelphia
Dec. 22	L	3-4	NY RANGERS
Dec. 26	W	6-4	DETROIT
Dec. 28	W	4-2	Atlanta
Dec. 29	W	3-2	ATLANTA
Dec. 31	L	2-4	Minnesota
Jan. 2	W	5-3	MONTREAL
Jan. 3	W	4-3	NY Islanders
Jan. 5	L	4-5	BUFFALO
Jan. 7	L	5-9	Toronto
Jan. 9	W	4-2	VANCOUVER
Jan. 12	L	2-5	CHICAGO
Jan. 16	W	6-4	TORONTO
Jan. 17	L	1-7	Hartford
Jan. 19	L	2-5	EDMONTON
Jan. 23	L	3-4	Edmonton
Jan. 24	L	1-4	Colorado
Jan. 26	L	4-6	BOSTON
Jan. 27	W	5-3	Boston
Jan. 30	L	3-4	ST. LOUIS
Jan. 31	L	3-4	Detroit
Feb. 2	L	0-4	PHILADELPHIA
Feb. 7	L	0-9	Buffalo
Feb. 9	L	2-5	MINNESOTA
Feb. 10	L	2-3	Chicago
Feb. 13	W	4-2	Toronto
Feb. 16	L	1-8	Montreal
Feb. 17	L	5-6	Philadelphia
Feb. 20	W	7-5	DETROIT
Feb. 23	W	2-1	QUEBEC
Feb. 24	L	0-2	Quebec
Feb. 27	W	3-2	Winnipeg
Mar. 2	T	0-0	NY ISLANDERS
Mar. 3	L	1-5	St. Louis
Mar. 5	L	3-5	TORONTO
Mar. 8	W	5-4	EDMONTON
Mar. 9	L	2-6	Detroit
Mar. 11	L	3-4	PHILADELPHIA
Mar. 12	W	4-2	LOS ANGELES
Mar. 15	W	5-2	MINNESOTA
Mar. 18	L	3-4	Minnesota
Mar. 21	L	2-9	Edmonton
Mar. 23	W	4-2	Winnipeg
Mar. 25	W	4-2	Vancouver
Mar. 27	T	2-2	Los Angeles
Mar. 28	L	0-5	Colorado
Mar. 30	W	4-0	WASHINGTON
Apr. 1	L	2-6	Washington
Apr. 2	W	6-4	HARTFORD
Apr. 5	L	1-9	PHILADELPHIA

1980-81 PENGUINS REVIEW

(30-37-13) FINISHED AND IN NORRIS DIVISION

SEASON HIGHLIGHTS

- Ed Johnston is named head coach of the Penguins on July 15.
- Paul Gardner scores four goals vs. Philadelphia on Dec. 13, becoming the first player in Penguins history to accomplish this feat.
- Penguins set franchise record with six consecutive victories from Feb. 22 to March 4.
- Rick Kehoe's 55 goals set a single-season franchise record.
- St. Louis' Mike Crombeen scores at 5:16 of the second OT to give St. Louis a 4-3 win in the deciding game of the preliminary playoff round.
- Randy Carlyle is named First Team All-Star.
- Rick Kehoe wins the Lady Byng Trophy and Randy Carlyle wins the James Norris Trophy.

MAJOR TRADES

- Nov. 18, 1980 - Obtained Paul Gardner and Dave Burrows from Toronto for Paul Marshall and Kim Davis.
- Jan. 2, 1981 - Obtained Gary Rissling from Washington for a fifth round choice in the 1981 Entry Draft.
- March 10, 1981 - Obtained Pat Price from Edmonton for Pat Hughes

TRADE FAIRINGS

SCORING PLAYERS

PLAYERS	GP	G	A	PTS	PIM
Rick Kehoe	80	55	33	88	6
Randy Carlyle	76	16	67	83	136
Paul Gardner	62	34	40	74	59
Peter Lee	80	30	34	64	86
Rod Schutt	80	25	35	60	55
Mario Faubert	72	8	44	52	118
Greg Malone	62	21	29	50	88
Ross Lonsberry	80	17	33	50	76
George Ferguson	79	25	18	43	42
Pat Price	72	8	34	42	225
Errol Thompson	73	20	20	40	64
Ron Stackhouse	74	6	29	35	86
Mark Johnson	73	10	23	33	50
Gregg Sheppard	47	11	17	28	49
Pat Hughes	58	10	9	19	161
Paul Baxter	51	5	14	19	204
Russ Anderson	34	3	14	17	112
Nick Libett	44	6	6	12	4
Orest Kindrachuk	13	3	9	12	34
Gary McAdam	34	3	9	12	30
Marc Chorney	8	1	6	7	14
Jim Hamilton	20	1	6	7	18
Paul Marshall	13	3	0	3	4
Mike Bullard	15	1	2	3	19
Dave Burrows	59	0	2	2	20
Greg Millen	63	0	2	2	6
Kim Davis	8	1	0	1	4
Gary Rissling	26	1	0	1	143
Bennett Wolf	24	0	1	1	94
Gilles Lupien	31	0	1	1	34
Tony Feltrin	2	0	0	0	0
Nick Ricci	9	0	0	0	2
Rob Holland	10	0	0	0	0

GOALTENDING PLAYERS (W-L-T)

PLAYERS	GP	MP	GA	SO	GAA
Nick Ricci (4-5-0)	9	540	35	0	3.89
Greg Millen (25-27-10)	63	3721	258	0	4.16
Rob Holland (1-5-3)	10	539	45	0	5.01
TOTALS (30-37-13)	80	4800	338	0	4.31

GAME-BY-GAME RESULTS

DATE	W-L-T	SCORE	OPPONENT
Oct. 9	L	4-7	Philadelphia
Oct. 11	W	5-4	WINNIPEG
Oct. 12	W	6-3	NY Rangers
Oct. 15	L	2-5	HARTFORD
Oct. 18	L	2-4	BUFFALO
Oct. 21	L	5-8	Toronto
Oct. 22	W	9-3	ST. LOUIS
Oct. 25	L	2-8	CALGARY
Oct. 29	T	1-1	Buffalo
Oct. 31	W	6-5	Winnipeg
Nov. 1	L	3-6	Minnesota
Nov. 3	T	4-4	Edmonton
Nov. 5	L	1-2	TORONTO
Nov. 8	W	5-3	DETROIT
Nov. 9	L	4-7	Boston
Nov. 12	L	1-3	WASHINGTON
Nov. 14	T	3-3	NY Rangers
Nov. 15	L	4-7	BOSTON
Nov. 19	L	2-3	MINNESOTA
Nov. 22	W	4-2	COLORADO
Nov. 26	L	4-7	VANCOUVER
Nov. 27	T	3-3	Boston
Nov. 29	L	2-4	NY RANGERS
Dec. 3	T	4-4	Toronto
Dec. 4	W	3-2	Montreal
Dec. 6	W	6-4	CHICAGO
Dec. 7	L	1-10	Buffalo
Dec. 10	W	4-3	MONTREAL
Dec. 12	W	6-2	WASHINGTON
Dec. 13	L	5-6	PHILADELPHIA
Dec. 17	T	3-3	Los Angeles
Dec. 19	L	4-10	Vancouver
Dec. 20	T	3-3	Calgary
Dec. 23	L	3-6	St. Louis
Dec. 26	L	7-9	Hartford
Dec. 27	W	6-4	QUEBEC
Dec. 31	L	1-3	Detroit
Jan. 3	W	6-4	DETROIT
Jan. 4	L	2-3	Chicago
Jan. 7	W	7-3	NY ISLANDERS
Jan. 8	L	2-4	Montreal
Jan. 10	L	3-5	CHICAGO
Jan. 13	L	3-6	NY Islanders
Jan. 14	W	6-3	ST. LOUIS
Jan. 14	W	5-4	LOS ANGELES
Jan. 17	L	0-5	PHILADELPHIA
JAN. 21	W	4-3	CALGARY
Jan. 24	L	1-7	St. Louis
Jan. 27	W	3-1	MINNESOTA
Jan. 28	W	4-4	Washington
Jan. 31	T	4-4	Chicago
Feb. 2	W	3-2	Winnipeg
Feb. 6	L	4-6	Colorado
Feb. 7	L	4-5	Calgary
Feb. 12	W	5-3	NY ISLANDERS
Feb. 14	T	2-2	VANCOUVER
Feb. 17	L	1-4	Philadelphia
Feb. 19	W	6-2	HARTFORD
Feb. 21	L	1-6	BUFFALO
Feb. 22	W	9-4	COLORADO
Feb. 23	W	4-3	WINNIPEG
Feb. 26	W	7-5	Washington
Feb. 28	W	6-4	NY RANGERS
Mar. 2	W	5-4	Quebec
Mar. 4	W	8-5	LOS ANGELES
Mar. 7	L	5-8	Minnesota
Mar. 8	W	6-4	EDMONTON
Mar. 11	L	1-2	MONTREAL
Mar. 14	T	3-3	QUEBEC
Mar. 16	L	6-7	Edmonton
Mar. 17	L	3-4	Vancouver
Mar. 19	T	4-4	Los Angeles
Mar. 21	W	3-1	Colorado
Mar. 25	W	5-2	TORONTO
Mar. 28	T	4-4	NY Islanders
Mar. 29	L	2-5	EDMONTON
Mar. 31	L	1-5	Quebec
Apr. 2	T	1-1	Detroit
Apr. 4	L	2-5	BOSTON
Apr. 5	W	5-4	Hartford

1981-82 PENGUINS REVIEW

(31-36-13) FINISHED 4th IN PATRICK DIVISION

SEASON HIGHLIGHTS

- Michel Dion is named starting goalie in NHL All-Star Game.
- Penguins break the New York Islanders' 15-game winning streak with a 4-3 victory on Feb. 21.
- Penguins score 99 power play goals to lead NHL.
- Mike Bullard's 37 goals are the most ever by a Penguins rookie.
- Paul Baxter sets a franchise record with 409 penalty minutes.

MAJOR TRADES

- June 29, 1981 - Obtained Pat Boutette and Kevin McClelland from Hartford as compensation for Hartford's signing of free agent Greg Millen.
- June 30, 1981 - Signed Michel Dion as a free agent.
- Sept. 11, 1981 - Obtained Paul Harrison from Toronto for future considerations.
- Dec. 29, 1981 - Obtained Rick MacLeish from Hartford for Russ Anderson.
- Feb. 14, 1982 - Obtained Gary Edwards from St. Louis for an eighth round choice in the 1984 Entry Draft.

FINAL STATISTICS

SCORING

PLAYERS	GP	G	A	PTS	PIM
Rick Kehoe	71	33	52	85	8
Randy Carlyle	73	11	64	75	131
Pat Boutette	80	23	51	74	230
Paul Gardner	59	36	33	69	28
Mike Bullard	75	36	27	63	91
George Ferguson	71	22	31	53	45
Rick MacLeish	74	19	28	47	44
Paul Baxter	76	9	34	43	409
Greg Malone	78	15	24	39	125
Pat Price	77	7	31	38	322
Peter Lee	74	18	16	34	98
Doug Shedden	40	10	15	25	12
Gregg Sheppard	58	11	10	21	35
Mark Johnson	46	10	11	21	30
Ron Stackhouse	76	2	19	21	102
Rod Schutt	35	9	12	21	42
Andre St. Laurent	18	8	5	13	4
Bob Simpson	26	9	9	18	4
Steve Gatzos	16	6	8	14	14
Pat Graham	42	6	8	14	55
Mario Faubert	14	4	8	12	14
Greg Hotham	25	4	6	10	16
Jim Hamilton	11	5	3	8	2
Paul Mulvey	27	1	7	8	76
Marc Chorney	60	1	6	7	63
Kevin McClelland	10	1	4	5	4
Randy Boyd	23	0	2	2	46
Russ Anderson	31	0	1	1	98
Michel Dion	62	0	1	1	4
David Hannan	1	0	0	0	0
Bennett Wolf	1	0	0	0	2
Nick Ricci	3	0	0	0	0
Tony Feltrin	5	0	0	0	4
Gary Edwards	6	0	0	0	2
Paul Harrison	13	0	0	0	0
Gary Rissling	16	0	0	0	55
Bench					10

GOALTENDING

PLAYERS (W-L-T)	GP	MP	GA	SO	GAA
Gary Edwards (3-2-1)	6	360	22	1	3.67
Michel Dion (25-24-12)	62	3380	226	0	3.79
Nick Ricci (0-3-0)	3	160	14	0	5.25
Paul Harrison (3-7-0)	13	700	64	0	5.49
TOTAL (31-36-13)	80	4860	326	1	4.21

GAME-BY-GAME RESULTS

DATE	W-L-T	SCORE	OPPONENT
Oct. 6	L	2-6	St. Louis
Oct. 7	T	5-5	Chicago
Oct. 10	W	2-1	Quebec
Oct. 11	L	2-8	Philadelphia
Oct. 14	L	1-4	NY ISLANDERS
Oct. 17	W	5-2	MINNESOTA
Oct. 18	L	2-3	Detroit
Oct. 20	W	5-3	COLORADO
Oct. 22	T	3-3	Calgary
Oct. 23	L	3-8	Edmonton
Oct. 25	W	6-4	Vancouver
Oct. 28	L	3-5	TORONTO
Oct. 29	L	4-6	Philadelphia
Oct. 31	W	3-1	BUFFALO
Nov. 4	W	6-3	NY RANGERS
Nov. 7	W	7-2	PHILADELPHIA
Nov. 11	W	3-2	Washington
Nov. 14	T	3-3	Boston
Nov. 18	W	6-1	ST. LOUIS
Nov. 20	T	3-3	TORONTO
Nov. 21	L	5-9	Montreal
Nov. 24	W	7-1	Quebec
Nov. 25	W	2-1	MONTREAL
Nov. 28	W	5-3	DETROIT
Dec. 1	W	4-2	WINNIPEG
Dec. 5	L	1-3	St. Louis
Dec. 6	L	4-7	Buffalo
Dec. 9	L	1-4	PHILADELPHIA
Dec. 12	W	7-4	WASHINGTON
Dec. 14	L	4-5	NY Rangers
Dec. 16	W	7-6	LDS ANGELES
Dec. 19	T	3-3	NY RANGERS
Dec. 20	L	1-3	Philadelphia
Dec. 23	T	4-4	Toronto
Dec. 26	L	5-7	BUFFALO
Dec. 27	L	3-5	NY Rangers
Dec. 30	W	6-2	WASHINGTON
Jan. 2	W	9-4	HARTFORD
Jan. 3	W	6-4	Hartford
Jan. 6	L	3-6	Chicago
Jan. 7	L	4-5	Detroit
Jan. 9	W	4-3	VANCOUVER
Jan. 13	L	1-6	Winnipeg
Jan. 16	L	0-4	Calgary
Jan. 17	T	3-3	Vancouver
Jan. 20	W	5-4	BOSTON
Jan. 21	L	1-6	NY Islanders
Jan. 23	T	5-5	PHILADELPHIA
Jan. 26	L	2-9	NY Islanders
Jan. 27	L	3-6	NY ISLANDERS
Jan. 30	W	2-1	WINNIPEG
Jan. 31	L	3-8	Washington
Feb. 2	L	6-9	MINNESOTA
Feb. 6	L	4-6	WASHINGTON
Feb. 7	L	4-5	Philadelphia
Feb. 10	T	3-3	HARTFORD
Feb. 11	L	2-4	Montreal
Feb. 13	T	3-3	LOS ANGELES
Feb. 16	L	2-6	NY Islanders
Feb. 17	L	3-5	NY RANGERS
Feb. 20	W	6-5	PHILADELPHIA
Feb. 21	W	4-3	NY ISLANDERS
Feb. 25	L	2-4	NY Islanders
Feb. 27	L	1-4	EDMUNTON
Feb. 28	W	4-2	NY Rangers
Mar. 3	L	2-3	BOSTON
Mar. 6	W	6-4	Quebec
Mar. 7	T	4-4	CALGARY
Mar. 10	W	7-2	Washington
Mar. 13	W	6-2	COLORADO
Mar. 15	L	3-4	Minnesota
Mar. 17	L	4-10	Edmonton
Mar. 20	L	5-7	Los Angeles
Mar. 21	W	6-0	Colorado
Mar. 24	L	2-7	NY RANGERS
Mar. 27	T	3-3	CHICAGO
Mar. 28	W	6-5	Washington
Mar. 31	T	4-4	WASHINGTON
Apr. 1	W	7-5	NY Rangers
Apr. 4	W	7-2	NY ISLANDERS

1982-83 PENGUINS REVIEW

(10-53-9) FINISHED 6th IN PATRICK DIVISION

SEASON HIGHLIGHTS

- Pat Boutette records hat tricks on Oct. 12 vs. Vancouver and Oct 27 vs. Washington.
- Dennis Herron records his fourth shutout as a Penguin on Dec. 4 in a 0-0 tie with Philadelphia.
- Rick Kehoe is named to the Prince of Wales Conference All-Star Team.
- Penguins lose 11 in a row from Jan. 22 through Feb. 10 and are winless in 18 games (0-17-1) from Jan. 2 through Feb. 10.
- Penguins allow a franchise record 394 goals against.

MAJOR TRADES

- Sept. 15, 1982 - Obtained Denis Herron from Montreal for a third round choice in the 1985 entry Draft.
- Oct. 28, 1982 - Obtained Ron Meighan and Anders Hakansson from Minnesota for George Ferguson and a first round choice in the 1983 Entry Draft.
- Nov. 8, 1982 - Obtained Stan Jonathan from Boston for future considerations.

SCORING

PLAYERS

PLAYERS	GP	G	A	PTS	PIM
Doug Shedden	80	24	43	67	54
Rick Kehoe	75	29	36	65	12
Greg Malone	80	17	44	61	82
Pat Boutette	80	27	29	56	152
Randy Carlyle	61	15	41	56	110
Paul Gardner	70	28	27	55	12
Mike Bullard	57	22	22	44	60
Dave Hannan	74	11	22	33	127
Paul Baxter	75	11	21	32	238
Greg Hotham	58	2	30	32	39
Peter Lee	63	13	13	26	10
Andre St. Laurent	70	13	9	22	105
Anders Hakansson	67	9	12	21	35
Randy Boyd	56	4	14	18	71
Steve Gatzos	44	6	7	13	52
Pat Price	38	1	11	12	104
Kevin McClelland	38	5	4	9	73
Gary Rissling	40	5	4	9	128
Marc Chorney	67	3	5	8	66
Ron Meighan	41	2	6	8	16
Tony Feltrin	32	3	3	6	40
Pat Graham	20	1	5	6	16
Tim Hryniewicz	30	2	3	5	48
Doug Lecuyer	12	1	4	5	12
Rick MacLeish	6	0	5	5	2
Rod Buskas	41	2	2	4	102
Stan Jonathan	20	0	3	3	13
Jim Hamilton	5	0	2	2	2
Michel Dion	49	0	2	2	8
Bob Simpson	4	1	0	1	0
Denis Herron	31	0	1	1	14
Rob Garner	1	0	0	0	0
Brian Lundberg	1	0	0	0	2
Nick Ricci	3	0	0	0	0
Roberto Romano	3	0	0	0	0
Rich Sutter	4	0	0	0	0
Rod Schutt	5	0	0	0	0
Bennett Wolf	5	0	0	0	37
George Ferguson	7	0	0	0	2
Ian Turnbull	7	0	0	0	4
Bench					20

GOALTENDING

PLAYERS (W-L-T)

PLAYERS (W-L-T)	GP	MP	GA	SO	GAA
Michel Dion (12-30-4)	49	2791	198	0	4.26
Denis Herron (5-18-5)	31	1707	151	1	5.31
Nick Ricci (1-2-0)	3	147	16	0	6.53
Roberto Romano (0-3-0)	3	155	18	0	6.97
TOTALS (18-53-9)	80	4800	394	1	4.93

GAME-BY-GAME RESULTS

DATE	W-L-T	SCORE	OPPONENT
Oct. 5	T	3-3	New Jersey
Oct. 9	L	3-5	NY RANGERS
Oct. 10	L	3-4	Boston
Oct. 12	W	5-4	VANCOUVER
Oct. 14	L	0-9	NY Islanders
Oct. 16	L	5-6	NEW JERSEY
Oct. 20	L	3-5	ST. LOUIS
Oct. 21	L	4-8	Quebec
Oct. 23	W	4-2	PHILADELPHIA
Oct. 27	W	7-5	WASHINGTON
Oct. 28	L	2-9	Philadelphia
Oct. 30	L	1-4	CALGARY
Oct. 31	L	2-6	NY Rangers
Nov. 2	W	3-1	NY Islanders
Nov. 4	T	4-4	New Jersey
Nov. 6	L	2-6	Los Angeles
Nov. 10	W	5-4	EDMONTON
Nov. 13	L	1-3	CALGARY
Nov. 14	T	6-6	Buffalo
Nov. 17	W	4-3	HARTFORD
Nov. 20	W	4-3	BOSTON
Nov. 24	W	4-3	TORONTO
Nov. 26	T	6-6	Minnesota
Nov. 27	L	3-5	St. Louis
Dec. 1	L	2-4	CHICAGO
Dec. 2	L	4-5	Washington
Dec. 4	T	0-0	PHILADELPHIA
Dec. 8	W	4-2	BUFFALO
Dec. 11	L	4-7	QUEBEC
Dec. 12	L	3-4	Philadelphia
Dec. 15	T	4-4	DETROIT
Dec. 18	L	1-3	WASHINGTON
Dec. 20	L	3-6	NY Rangers
Dec. 21	W	3-2	Hartford
Dec. 23	L	4-6	Detroit
Dec. 26	W	4-3	NY RANGERS
Dec. 28	L	3-6	Washington
Dec. 29	L	5-6	ST. LOUIS
Jan. 1	W	2-1	NY ISLANDERS
Jan. 2	L	1-5	Montreal
Jan. 7	L	2-7	Edmonton
Jan. 9	L	3-4	Winnipeg
Jan. 12	L	0-7	MINNESOTA
Jan. 13	L	1-8	Philadelphia
Jan. 15	L	7-8	MONTREAL
Jan. 19	T	1-1	NEW JERSEY
Jan. 22	L	3-7	QUEBEC
Jan. 24	L	2-8	Toronto
Jan. 26	L	2-6	WASHINGTON
Jan. 28	L	2-7	Washington
Jan. 29	L	1-2	NY RANGERS
Jan. 31	L	2-3	New Jersey
Feb. 2	L	4-7	Chicago
Feb. 4	L	4-6	Winnipeg
Feb. 5	L	4-7	Calgary
Feb. 9	L	2-6	VANCOUVER
Feb. 10	L	3-7	Boston
Feb. 12	W	6-4	LOS ANGELES
Feb. 15	L	3-7	DETROIT
Feb. 17	L	1-4	NY Islanders
Feb. 19	L	7-10	EDMONTON
Feb. 21	L	2-4	Toronto
Feb. 23	W	6-4	WINNIPEG
Feb. 24	L	3-6	Philadelphia
Feb. 26	W	5-4	NEW JERSEY
Feb. 28	L	3-9	NY Rangers
Mar. 1	T	3-3	NY RANGERS
Mar. 4	L	2-10	Buffalo
Mar. 6	L	3-5	PHILADELPHIA
Mar. 10	L	3-4	NY ISLANDERS
Mar. 12	W	7-2	Hartford
Mar. 13	L	3-4	CHICAGO
Mar. 16	L	2-3	Minnesota
Mar. 19	W	7-4	LOS ANGELES
Mar. 21	L	3-7	Vancouver
Mar. 25	T	4-4	Washington
Mar. 26	L	1-4	NY ISLANDERS
Mar. 30	W	3-2	MONTREAL
Apr. 2	L	3-6	NY Islanders
Apr. 3	L	3-5	NEW JERSEY

1983-84 PENGUINS REVIEW

(16-58-6) FINISHED 6th IN PATRICK DIVISION

SEASON HIGHLIGHTS

- Lou Angotti is named head coach on July 20, 1983.
- Penguins finish 16-58-6 for 38 points, their worst record ever and worst overall record in the NHL.
- Mike Bullard scores 51 goals, becoming only the fourth player in Penguins' history to do so.

MAJOR TRADES

- Oct. 23, 1983 - Obtained Andy Brickley, Ron Flockhart, Mark Taylor and a first round choice in the 1984 Entry Draft from Philadelphia for Rich Sutter and second and third round choices in the 1984 Entry Draft.
- Dec. 5, 1983 - Obtained Tom Roulston from Edmonton for Kevin McClelland and a sixth round choice in the 1984 Entry Draft.
- Jan. 26, 1984 - Obtained Kevin McCarthy from Vancouver for a third round choice in the 1984 Entry Draft.
- March 5, 1984 - Obtained Moe Martha and a first round choice in the 1984 Entry Draft from Winnipeg for Randy Carlyle.

FINAL STATISTICS

SCORING PLAYERS

PLAYERS	GP	G	A	PTS	PIM
Mike Bullard	76	51	41	92	57
Doug Shedden	67	22	35	57	20
Mark Taylor	60	24	31	55	24
Ron Flockhart	76	27	21	48	44
Rick Kehoe	57	18	27	45	8
Tom Roulston	77	16	24	40	24
Pat Bouette	73	14	26	40	142
Andy Brickley	50	18	20	38	9
Kevin McCarthy	78	6	30	36	113
Greg Hotham	76	5	25	30	59
Randy Carlyle	50	3	23	26	82
Bob Errey	65	9	13	22	29
Norm Schmidt	34	6	12	18	12
Bryan Maxwell	48	3	15	18	111
Gary Rissling	47	4	13	17	297
Tom O'Regan	51	4	10	14	8
Greg Fox	73	2	10	12	97
Tim Hrynewich	25	4	5	9	34
Marty McSorley	72	2	7	9	224
Tom Thornbury	14	1	8	9	16
Warren Young	15	1	7	8	19
Steve Gatzos	23	3	3	6	15
Kevin McClelland	24	2	4	6	62
Rod Buskas	47	2	4	6	60
Bob Gladney	13	1	5	6	2
Ted Bulley	26	3	2	5	12
Dave Hannan	24	2	3	5	33
Paul Gardner	16	0	5	5	6
Jim Hamilton	11	2	2	4	4
Rod Schutt	11	1	3	4	4
Rocky Soganiuk	29	1	3	4	37
Darren Lowe	8	1	2	3	0
Andre St. Laurent	8	2	0	2	21
Mitch Lamoureux	8	1	1	2	6
Tim Tookey	8	0	2	2	2
Dean DeFazio	22	0	2	2	28
Greg Tebbutt	24	0	2	2	31
Marc Chorney	4	0	1	1	8
Phil Bourque	5	0	1	1	12
Randy Boyd	5	0	1	1	6
Michel Dion	30	0	1	1	2
Grant Sasser	3	0	0	0	0
Vincent Tremblay	4	0	0	0	0
Rich Sutter	5	0	0	0	0
Todd Charlesworth	16	0	0	0	8
Troy Loney	13	0	0	0	9
Roberto Romano	18	0	0	0	0
Denis Herron	38	0	0	0	21
Bench					14

GOALTENDING PLAYERS (W-L-T)

PLAYERS (W-L-T)	GP	MP	GA	SO	GAA
Denis Herron (8-24-2)	38	2028	138	1	4.38
Roberto Romano (6-11-1)	18	1020	78	1	4.39
Michel Dion (2-19-4)	30	1553	138	0	5.33
Vincent Tremblay (0-4-0)	4	240	24	0	6.00
TOTALS (16-58-6)	80	4940	378	2	4.68

GAME-BY-GAME RESULTS

DATE	W-L-T	SCORE	OPPONENT
Oct. 4	L	3-5	St. Louis
Oct. 8	L	1-6	NY RANGERS
Oct. 9	L	1-7	Philadelphia
Oct. 12	L	3-4*	WINNIPEG
Oct. 14	W	4-0	Washington
Oct. 15	L	4-6	HARTFORD
Oct. 18	L	1-3	BUFFALO
Oct. 22	L	1-6	BOSTON
Oct. 25	L	0-1	WASHINGTON
Oct. 27	W	4-2	Chicago
Oct. 29	L	1-3	PHILADELPHIA
Oct. 30	W	5-3	New Jersey
Nov. 2	W	6-3	Winnipeg
Nov. 3	T	3-3*	Calgary
Nov. 5	L	3-7	Edmonton
Nov. 8	T	4-4*	CALGARY
Nov. 11	L	5-8	NY ISLANDERS
Nov. 12	W	4-2	NY Islanders
Nov. 16	L	2-3	TORONTO
Nov. 19	T	4-4*	ST. LOUIS
Nov. 20	L	4-5	Philadelphia
Nov. 23	W	4-1	NEW JERSEY
Nov. 25	L	2-5	Detroit
Nov. 26	L	4-7	DETROIT
Nov. 29	L	4-6	Minnesota
Dec. 1	L	4-6	MINNESOTA
Dec. 3	L	3-6	PHILADELPHIA
Dec. 6	L	3-5	BOSTON
Dec. 11	T	3-3*	MONTREAL
Dec. 13	W	3-2	HARTFORD
Dec. 15	L	1-3	Montreal
Dec. 17	L	5-6	LOS ANGELES
Dec. 18	T	3-3*	Toronto
Dec. 20	L	3-11	NY Islanders
Dec. 21	L	1-6	NY Rangers
Dec. 23	W	6-5*	New Jersey
Dec. 26	W	7-4	NY RANGERS
Dec. 31	L	0-2	St. Louis
Jan. 3	L	5-7	PHILADELPHIA
Jan. 6	L	1-3	New Jersey
Jan. 7	L	4-7	NEW JERSEY
Jan. 10	L	1-7	Quebec
Jan. 14	L	3-7	Boston
Jan. 15	L	0-2	Chicago
Jan. 18	L	4-5*	WINNIPEG
Jan. 20	W	6-3	NY Rangers
Jan. 21	L	2-3	WASHINGTON
Jan. 25	L	3-6	NY RANGERS
Jan. 28	L	2-5	Montreal
Jan. 29	L	3-7	Buffalo
Feb. 1	W	4-0	MINNESOTA
Feb. 4	L	5-6	NY Islanders
Feb. 5	L	4-5	NY ISLANDERS
Feb. 8	L	5-6*	BUFFALO
Feb. 9	L	3-9	Detroit
Feb. 11	W	3-2	NEW JERSEY
Feb. 13	L	1-6	Quebec
Feb. 16	L	3-10	Calgary
Feb. 17	W	4-1	Vancouver
Feb. 19	L	3-7	Edmonton
Feb. 22	L	2-9	EDMONTON
Feb. 25	T	3-3*	CHICAGO
Feb. 26	L	3-4*	NY Rangers
Feb. 29	L	5-9	VANCOUVER
Mar. 1	L	1-9	Washington
Mar. 3	W	4-3	LOS ANGELES
Mar. 5	L	2-5	WASHINGTON
Mar. 6	L	5-6	New Jersey
Mar. 8	L	6-8	QUEBEC
Mar. 13	L	3-4	Vancouver
Mar. 14	L	4-6	NY ISLANDERS
Mar. 14	L	6-7	Los Angeles
Mar. 17	W	4-2	Hartford
Mar. 21	W	3-1	TORONTO
Mar. 22	L	4-13	Philadelphia
Mar. 24	L	0-6	Washington
Mar. 25	L	3-4	WASHINGTON
Mar. 28	L	3-5	PHILADELPHIA
Mar. 29	L	4-6	NY Rangers
Apr. 1	L	1-2	NY ISLANDERS

* - Overtime

SEASON HIGHLIGHTS

- Bob Berry is named head coach on June 4, 1984.
- Penguins draft Mario Lemieux, Doug Bodger and Roger Belanger in the first round of the 1984 Entry Draft on June 9, marking the first time in club history that the Penguins selected more than one player in the first round. Lemieux is the first Penguin to be drafted first overall.
- Penguins win five games in a row from Dec. 5 through Dec. 15.
- Lemieux scores two goals and one assist to win MVP honors at the 1985 All-Star Game in Calgary.
- Penguins place two representatives on the All-Rookie team, Lemieux at center and Warren Young at left wing.
- Lemieux finishes with 100 points (43-57) becoming only the third rookie in NHL history to score 100 or more points in a season.
- Lemieux is the first Penguin to be honored with the Calder Memorial Trophy for Rookie of the Year.
- Young and Lemieux each score over 40 goals, the first time two Penguins rookies topped the 40 goal mark in one season.

MAJOR TRADES

- Oct. 11, 1984 - Obtained Randy Hillier from Boston for a fourth round choice in the 1985 Entry Draft.
- Nov. 9, 1984 - Obtained John Chabot from Montreal for Ron Flockhart.
- Nov. 16, 1984 - Obtained Mike Siron from Hartford for Pat Boutette.
- March 12, 1985 - Obtained Jim McGeough from Washington for Mark Taylor.

BLUE TRAININGS

SCORING

PLAYERS	GP	G	A	PTS	PIM
Mario Lemieux	73	43	57	100	54
Warren Young	80	40	32	72	176
Doug Shadden	80	35	32	67	30
Mike Bullard	68	32	31	63	75
John Chabot	77	9	51	60	14
Wayne Babych	65	20	34	54	35
Moe Mantha	71	11	40	51	54
Doug Bodger	65	5	26	31	67
Andy Brickley	45	7	15	22	10
Randy Hillier	45	2	19	21	56
Mitch Lamoureux	62	11	8	19	53
Gary Rissling	56	10	9	19	209
Kevin McCarthy	94	9	10	19	30
Troy Loney	46	10	8	18	59
Mark Taylor	47	7	10	17	19
Dave Hannan	30	6	7	13	43
Bruce Crowder	26	4	7	11	23
Joe McDonnell	40	2	9	11	20
Red Buskas	69	2	7	9	191
Todd Charlesworth	67	1	8	9	31
Roger Belanger	44	3	5	8	32
Wally Weir	48	2	6	8	90
Bryan Maxwell	44	0	8	8	57
Jim McGeough	25	3	4	7	16
Greg Fox	26	2	5	7	26
Arto Javanainen	14	4	1	5	2
Ron Flockhart	12	0	5	5	4
Pat Boutette	14	1	3	4	24
Jim Hamilton	11	2	1	3	0
Steve Gatzos	6	0	2	2	2
Rick Kehoe	5	0	2	2	0
Greg Hotham	11	0	2	2	4
Bob Errey	16	0	2	2	7
Michel Dion	10	0	1	1	0
Bob Geale	1	0	0	0	2
Tom O'Regan	1	0	0	0	0
Petteri Lehto	6	0	0	0	4
Mike Rowe	6	0	0	0	7
Brian Ford	8	0	0	0	0
Marty McSorley	15	0	0	0	15
Roberto Romano	31	0	0	0	2
Denis Herron	42	0	0	0	4

GOALTENDING

PLAYERS (W-L-T)	GP	MP	GA	SO	GAA
Roberto Romano (9-17-2)	31	1629	120	1	4.42
Denis Herron (10-22-3)	42	2193	169	1	4.62
Michel Dion (3-6-0)	10	553	43	0	4.67
Brian Ford (2-6-0)	8	457	48	0	4.78
TOTALS (24-51-5)	80	4832	385	2	4.78

GAME-BY-GAME RESULTS

DATE	W-L-T	SCORE	OPPONENT
Oct. 11	L	3-4	Boston
Oct. 13	L	3-4	Montreal
Oct. 17	W	4-3	VANCOUVER
Oct. 20	W	3-1	PHILADELPHIA
Oct. 21	L	2-4	Philadelphia
Oct. 24	L	2-5	NEW JERSEY
Oct. 27	W	6-5	MONTREAL
Oct. 30	W	4-3	DETROIT
Oct. 31	W	7-6	New Jersey
Nov. 3	L	5-7	NY RANGERS
Nov. 6	T	3-3*	EDMONTON
Nov. 8	L	2-6	ST. LOUIS
Nov. 10	L	4-5	NY Islanders
Nov. 14	W	4-3*	Winnipeg
Nov. 16	L	6-7	Vancouver
Nov. 17	L	3-5	Los Angeles
Nov. 21	T	3-3*	WASHINGTON
Nov. 22	L	3-9	Hartford
Nov. 24	L	3-5	NEW JERSEY
Nov. 27	T	2-2*	BUFFALO
Nov. 29	L	3-6	CHICAGO
Dec. 1	L	1-3	Philadelphia
Dec. 2	L	1-9	Washington
Dec. 5	W	7-4	ST. LOUIS
Dec. 7	W	4-3*	NY Rangers
Dec. 8	W	6-4	CALGARY
Dec. 12	W	4-3	NY ISLANDERS
Dec. 15	W	5-2	Toronto
Dec. 19	L	2-3	NEW JERSEY
Dec. 21	W	4-2	PHILADELPHIA
Dec. 22	L	2-5	NY Islanders
Dec. 26	W	6-5	NY ISLANDERS
Dec. 28	W	4-0	HARTFORD
Dec. 29	L	2-10	Quebec
Dec. 31	T	4-4*	Detroit
Jan. 2	W	2-1	Toronto
Jan. 4	L	2-7	Buffalo
Jan. 5	L	3-8	QUEBEC
Jan. 9	W	7-4	VANCOUVER
Jan. 12	W	4-3	EDMONTON
Jan. 16	L	4-5	WASHINGTON
Jan. 17	L	2-6	Washington
Jan. 19	W	5-4	CHICAGO
Jan. 21	L	6-7	Winnipeg
Jan. 23	L	3-4	Minnesota
Jan. 25	T	6-6*	Calgary
Jan. 26	L	3-6	Edmonton
Jan. 30	L	5-6	TORONTO
Feb. 2	L	0-4	NY ISLANDERS
Feb. 7	L	3-6	New Jersey
Feb. 9	L	1-4	NY Islanders
Feb. 10	L	3-4	LOS ANGELES
Feb. 14	L	4-5	Chicago
Feb. 16	L	1-8	Quebec
Feb. 18	L	2-8	Philadelphia
Feb. 20	W	6-3	CALGARY
Feb. 22	L	3-6	NY RANGERS
Feb. 23	W	3-1	Minnesota
Feb. 25	L	4-5	MINNESOTA
Feb. 27	L	4-6	WINNIPEG
Mar. 2	W	5-4	NY RANGERS
Mar. 3	L	3-7	NY Rangers
Mar. 5	L	0-6	Los Angeles
Mar. 7	L	1-5	St. Louis
Mar. 9	W	6-5*	Boston
Mar. 10	L	4-11	PHILADELPHIA
Mar. 13	L	3-7	BOSTON
Mar. 16	W	5-0	NY RANGERS
Mar. 17	L	3-4	Hartford
Mar. 19	L	3-5	Philadelphia
Mar. 22	L	1-3	Buffalo
Mar. 24	L	3-7	Washington
Mar. 26	L	4-5	NY Rangers
Mar. 27	W	4-3	NEW JERSEY
Mar. 30	L	4-6	New Jersey
Mar. 31	L	2-4	MONTREAL
Apr. 2	L	3-4	NY Islanders
Apr. 3	L	2-3	DETROIT
Apr. 6	L	4-7	WASHINGTON
Apr. 7	L	3-7	Washington

* - Overtime

1985-86 PENGUINS REVIEW

(34-38-8) FINISHED 5th IN PATRICK DIVISION

SEASON HIGHLIGHTS

•Mario Lemieux gets his first career hat trick on Dec. 31 at St. Louis with four goals.

•Lemieux has points in 28 consecutive games from Jan. 11 through March 15, scoring 59 points (21+38) in that span.

•Penguins tie Russian Dynamo, 3-3, on Jan. 4 at the Civic Arena before a sellout crowd.

•On Feb. 15 vs. Vancouver, Lemieux records his 100th point to become the first Penguin to record consecutive 100 point seasons.

MAJOR TRADES

Sept. 10, 1985 - Obtained Gilles Meloche from Edmonton for Tim Hymewich and Marty McSorely.

Oct. 4, 1985 - Obtained Randy Cunneynworth and Mike Moller from Buffalo for Pat Hughes.

Oct. 20, 1985 - Obtained future considerations from Quebec for Wayne Babych.

March 11, 1985 - Obtained Ron Duguay from Detroit for Doug Shedden.

SCORING

PLAYERS	GP	G	A	PTS	PIM
Mario Lemieux	79	48	93	141	43
Mike Bullard	77	41	42	83	69
Moe Mantha	78	15	52	67	102
Doug Shedden	67	32	34	66	32
Terry Ruskowski	72	26	37	63	167
Ron Duguay	80	25	36	61	32
Randy Cunneynworth	75	15	30	45	74
John Chabot	77	14	31	45	6
Doug Bodger	79	4	33	37	63
Dave Hannan	75	17	18	35	91
Willy Lindstrom	71	14	17	31	30
Mike Blaisdell	66	15	14	29	36
Norm Schmidt	66	15	14	29	57
Jim Johnson	80	3	26	29	115
Craig Simpson	76	11	17	28	49
Dan Frawley	69	10	11	21	174
Bob Errey	37	11	6	17	8
Ville Siren	60	4	8	12	32
Troy Loney	47	3	9	12	95
Rod Buskas	72	2	7	9	199
Jim McGeough	17	3	2	5	8
Chris Oshlquist	5	1	2	3	2
Tom O'Regan	9	1	2	3	2
Randy Hillier	28	0	3	3	53
Ted Nolan	18	1	1	2	34
Dwight Mathieson	4	1	0	1	2
Todd Charlesworth	2	0	1	1	0
Gilles Meloche	34	0	1	1	2
Roberto Romano	46	0	1	1	4
Wayne Babych	2	0	0	0	0
Denis Heron	3	0	0	0	0
Joe McDonnell	3	0	0	0	2
Mike Rowe	3	0	0	0	4
Phil Bourque	4	0	0	0	2
Tom Roulston	5	0	0	0	2

GOALTENDING

PLAYERS (W-L-T)	GP	MP	GA	SO	GAA
Roberto Romano (21-20-3)	46	2684	159	2	3.55
Gilles Meloche (13-15-5)	34	1989	119	0	3.59
Denis Herron (0-3-0)	3	180	14	0	4.67
TOTALS (34-38-8)	80	4852	292	2	3.77

GAME-BY-GAME RESULTS

DATE	W-L-T	SCORE	OPPONENT
Oct. 10	L	3-5	MONTREAL
Oct. 13	L	2-4	PHILADELPHIA
Oct. 15	W	3-2	MINNESOTA
Oct. 16	T	5-5*	Chicago
Oct. 19	L	3-4	Quebec
Oct. 23	W	5-4	Toronto
Oct. 24	W	6-4	TORONTO
Oct. 26	T	4-4*	QUEBEC
Oct. 29	L	3-4	HARTFORD
Oct. 30	L	3-6	Detroit
Nov. 2	T	4-4*	Montreal
Nov. 4	L	2-4	NY RANGERS
Nov. 6	L	1-4	WASHINGTON
Nov. 8	L	3-5	New Jersey
Nov. 9	W	3-1	CHICAGO
Nov. 13	W	6-3	Vancouver
Nov. 16	L	3-4*	Los Angeles
Nov. 19	L	3-4	Washington
Nov. 20	L	1-3	WASHINGTON
Nov. 22	W	8-1	WINNIPEG
Nov. 24	L	4-7	Philadelphia
Nov. 27	W	7-1	TORONTO
Nov. 30	W	5-4	NY RANGERS
Dec. 2	W	6-0	NY Rangers
Dec. 4	W	5-2	DETROIT
Dec. 6	W	3-1	Buffalo
Dec. 7	L	1-5	NEW JERSEY
Dec. 10	L	4-7	NY Islanders
Dec. 11	T	4-4*	NY ISLANDERS
Dec. 14	L	4-5	Hartford
Dec. 15	W	5-2	NY Rangers
Dec. 17	W	4-3	CALGARY
Dec. 19	W	4-3*	Minnesota
Dec. 21	L	2-4	PHILADELPHIA
Dec. 22	L	2-3*	Philadelphia
Dec. 26	W	4-3	BOSTON
Dec. 28	L	2-4	NY ISLANDERS
Dec. 31	W	8-4	St. Louis
Jan. 1	L	4-7	Chicago
Jan. 6	W	4-3	NEW JERSEY
Jan. 8	W	7-3	LOS ANGELES
Jan. 9	L	0-9	NY Islanders
Jan. 11	T	3-3*	BUFFALO
Jan. 15	W	6-3	NY ISLANDERS
Jan. 18	W	5-2	St. Louis
Jan. 19	W	3-2	MINNESOTA
Jan. 22	W	7-4	Edmonton
Jan. 24	L	3-4	Vancouver
Jan. 25	L	2-5	Calgary
Jan. 26	T	2-2*	PHILADELPHIA
Jan. 29	W	4-1	New Jersey
Feb. 1	L	3-4	NY Islanders
Feb. 2	L	2-3	Boston
Feb. 8	W	4-0	NEW JERSEY
Feb. 12	W	8-1	WASHINGTON
Feb. 15	W	9-4	VANCOUVER
Feb. 16	T	5-5*	New Jersey
Feb. 19	W	5-2	WINNIPEG
Feb. 21	W	7-3	Detroit
Feb. 22	L	3-5	ST. LOUIS
Feb. 24	W	6-5*	LOS ANGELES
Feb. 26	W	5-2	BUFFALO
Feb. 27	L	3-8	NY Rangers
Mar. 1	W	5-1	HARTFORD
Mar. 4	L	3-6	Calgary
Mar. 7	L	3-5	Edmonton
Mar. 9	L	3-5	Winnipeg
Mar. 11	L	3-5	Washington
Mar. 12	L	2-5	BOSTON
Mar. 15	T	2-2*	NY RANGERS
Mar. 17	L	3-5	WASHINGTON
Mar. 19	W	7-3	New Jersey
Mar. 20	L	1-5	Philadelphia
Mar. 22	W	7-4	Quebec
Mar. 26	L	3-9	EDMONTON
Mar. 29	L	3-4	Montreal
Apr. 1	L	3-5	Washington
Apr. 2	L	2-7	NY ISLANDERS
Apr. 5	L	3-4*	PHILADELPHIA
Apr. 6	W	5-4*	NY Rangers

* - Overtime

SEASON HIGHLIGHTS

- Penguins open their 20th Anniversary Season on Oct. 9 with a 5-4 win over Washington at the Civic Arena.
- Penguins defeat Buffalo, 5-4, in OT on Oct. 22 to extend their record start-of-season winning streak to seven games.
- Penguins record 12 hat tricks during the season, a club record, including six by Mario Lemieux.
- Lemieux scores 107 points (54+53), topping the century mark for the third consecutive season.
- Head coach Bob Berry and assistant Jim Roberts are relieved of coaching duties on April 13.

MAJOR TRADES

- Nov. 12, 1986 - Obtained Dan Quinn from Calgary for Mike Bullard
- Jan. 21, 1987 - Obtained Chris Kontos from New York Rangers for Ron Duguay
- Feb. 6, 1987 - Obtained Pat Riggan from Boston for Roberto Romano

FINAL STATISTICS

SCORING

PLAYERS	GP	G	A	PTS	PIM
Mario Lemieux	63	54	53	107	57
Dan Quinn	80	31	49	80	54
Randy Cunneynworth	79	26	27	53	142
Craig Simpson	72	26	25	51	57
Terry Ruskowski	70	14	37	51	147
Doug Bodger	76	11	38	49	52
Moe Mantha	62	9	31	40	44
John Chebot	72	14	22	36	8
Bob Errey	72	16	18	34	46
Jim Johnson	80	5	25	30	116
Dan Frawley	78	14	14	28	218
Kevin LaVallee	33	8	20	28	4
Dave Hannan	58	10	15	25	56
Willy Lindstrom	60	10	13	23	6
Ville Siren	69	5	18	23	50
Warren Young	50	8	13	21	103
Ron Duguay	40	5	13	18	30
Rod Buskas	68	3	15	18	123
Chris Kontos	31	8	9	17	6
Troy Loney	23	8	7	15	22
Randy Hillier	55	4	8	12	97
Mike Bullard	14	2	10	12	17
Dwight Schoenfeld	25	1	6	7	59
Norm Schmidt	20	1	5	6	4
Phil Bourque	22	2	3	5	32
Jim McGeough	11	1	4	5	8
Mitch Wilson	17	2	1	3	83
Lee Giffin	8	1	1	2	0
Mike Blaisdell	10	1	1	2	2
Neil Belland	3	0	1	1	0
Dwight Mathiasen	6	0	1	1	2
Chris Dahlquist	19	0	1	1	22
Pat Riggan	27	0	1	1	2
Gilles Meloche	43	0	1	1	20
Todd Charlesworth	1	0	0	0	0
Alain Lemieux	1	0	0	0	0
Steve Guenette	2	0	0	0	0
Mike Rowe	2	0	0	0	0
Carl Mokosak	3	0	0	0	4
Roberto Romano	25	0	0	0	0
Bench					16

GOALTENDING

PLAYERS (W-L-T)	GP	MP	GA	SO	GAA
Pat Riggan (8-6-3)	17	988	55	0	3.34
Gilles Meloche (13-19-7)	43	2343	134	0	3.43
Roberto Romano (9-11-2)	25	1438	87	0	3.63
Steve Guenette (0-2-0)	2	113	8	0	4.25
TOTALS (30-38-12)	80	4882	284	1	3.49

GAME-BY-GAME RESULTS

DATE	W-L-T	SCORE	OPPONENT
Oct. 9	W	5-4	WASHINGTON
Oct. 11	W	6-5*	NY RANGERS
Oct. 12	W	4-1	Chicago
Oct. 14	W	4-3*	LOS ANGELES
Oct. 17	W	7-3	Buffalo
Oct. 18	W	8-4	NEW JERSEY
Oct. 22	W	5-4*	BUFFALO
Oct. 23	L	3-5	Philadelphia
Oct. 25	W	4-2	PHILADELPHIA
Oct. 28	L	2-5	Hartford
Oct. 29	L	6-8	NEW JERSEY
Nov. 1	T	3-3*	St. Louis
Nov. 4	T	2-2*	VANCOUVER
Nov. 6	W	4-2	Minnesota
Nov. 9	L	1-2	Detroit
Nov. 12	W	2-1	BOSTON
Nov. 14	L	4-5	New Jersey
Nov. 15	W	5-2	QUEBEC
Nov. 18	L	1-3	Winnipeg
Nov. 20	W	5-2	Calgary
Nov. 22	W	5-4	Washington
Nov. 25	L	1-5	NY Islanders
Nov. 26	L	2-3	NY ISLANDERS
Nov. 29	T	5-5*	NY RANGERS
Nov. 30	T	2-2*	NY RANGERS
Dec. 5	L	2-4	EDMONTON
Dec. 8	W	5-2	MINNESOTA
Dec. 10	L	4-6	CALGARY
Dec. 12	W	8-3	CALGARY
Dec. 13	L	2-3*	TORONTO
Dec. 17	L	0-3	Los Angeles
Dec. 20	L	4-6	PHILADELPHIA
Dec. 22	T	4-4*	Montreal
Dec. 23	L	3-4*	NY Islanders
Dec. 26	T	3-3*	Buffalo
Dec. 27	T	3-3*	NY ISLANDERS
Dec. 30	L	3-5	NY RANGERS
Jan. 1	L	3-4*	Washington
Jan. 3	W	6-3	MONTREAL
Jan. 7	W	5-2	WASHINGTON
Jan. 9	L	2-3	Washington
Jan. 13	T	3-3*	NY Islanders
Jan. 14	L	3-4	WINNIPEG
Jan. 17	L	2-4	Boston
Jan. 18	L	0-1	DETROIT
Jan. 21	L	5-10	Los Angeles
Jan. 23	W	6-0	Vancouver
Jan. 24	L	2-4	Edmonton
Jan. 27	W	7-5	WASHINGTON
Jan. 29	L	3-5	Philadelphia
Feb. 1	L	6-8	HARTFORD
Feb. 5	L	5-6	Boston
Feb. 7	W	4-1	CHICAGO
Feb. 8	W	2-1*	New Jersey
Feb. 14	T	3-3*	VANCOUVER
Feb. 15	L	1-4	NY Rangers
Feb. 17	L	1-3	CALGARY
Feb. 19	T	4-4*	Philadelphia
Feb. 21	L	5-6	NEW JERSEY
Feb. 22	W	4-2	NY Rangers
Feb. 24	W	5-2	EDMONTON
Feb. 26	L	4-5	NY Islanders
Feb. 28	L	1-2	CHICAGO
Mar. 1	T	5-5*	ST. LOUIS
Mar. 3	W	8-1	Quebec
Mar. 5	L	2-7	Toronto
Mar. 7	W	7-3	Minnesota
Mar. 8	W	5-3	Winnipeg
Mar. 10	L	3-6	NY ISLANDERS
Mar. 12	W	6-3	QUEBEC
Mar. 14	L	2-3*	NY RANGERS
Mar. 18	W	5-4	ST. LOUIS
Mar. 20	L	3-4	Washington
Mar. 22	L	1-3	Philadelphia
Mar. 24	T	3-3*	PHILADELPHIA
Mar. 28	L	4-5	Hartford
Mar. 29	L	1-4	MONTREAL
Mar. 31	L	3-5	New Jersey
Apr. 2	W	6-2	NEW JERSEY
Apr. 4	W	4-3*	DETROIT

* - Overtime

1987-88 PENGUINS REVIEW

136-75-91 (REGULAR SEASON) IN PATRICK DIVISION

SEASON HIGHLIGHTS

- Pierre Cremerer is named head coach on June 4.
- Mario Lemieux is named MVP in the NHL All-Star Game in St. Louis after scoring three goals, including the game-winner in OT, and three assists.
- Lemieux sets Penguins season records in goals (70), assists (90), points (168) and power play goals (22).
- Lemieux wins the Art Ross Trophy for scoring and the Hart Memorial Trophy for Most Valuable Player, becoming the first Penguin to win the award.
- Tony Esposito is hired as vice president and general manager on April 14.
- Pierre Cremerer is relieved of his coaching duties on June 14.

MAJOR TRADES

- Nov. 24, 1987 - Obtained Paul Coffey, Dave Hunter and Wayne Van Dorp from Edmonton for Craig Simpson, Moe Mantha, Dave Hannan and Chris Joseph.
- Feb. 4, 1988 - Obtained Bryan Erickson from Los Angeles for Chris Kontos.

FINAL STATISTICS

SCORING

PLAYERS	GP	G	A	PTS	PIM
Mario Lemieux	77	70	98	168	92
Dan Quinn	70	40	39	79	50
Randy Cunneynworth	71	35	39	74	141
Paul Coffey	46	15	52	67	93
Doug Bodger	69	14	31	45	103
Rob Brown	51	24	20	44	56
Dave Hunter	59	11	18	29	77
Charlie Simmer	50	11	17	28	24
Jock Callander	41	11	16	27	45
Craig Simpson	21	13	13	26	34
Bryan Erickson	53	7	19	26	20
Ville Siren	58	1	20	21	62
Dave McLlwain	66	11	8	19	40
Troy Loney	65	5	13	18	151
Phil Bourque	21	4	12	16	20
Dan Frawley	47	6	8	14	152
Randy Hillier	85	1	12	13	144
Jim Johnson	55	1	12	13	87
Rod Buskas	76	4	8	12	206
Steve Gotaas	36	5	6	11	45
Zarley Zalapski	15	3	8	11	7
Moe Mantha	21	2	8	10	23
Bob Errey	17	3	6	9	18
Chris Dahlquist	44	3	6	9	69
Mark Kachowksi	38	5	3	8	126
Perry Ganchar	31	3	5	8	36
Wil Paiment	23	2	6	8	39
Chris Kontos	38	1	7	8	12
Kevin Stevens	16	5	2	7	8
Dave Hannan	21	4	3	7	23
Dwight Mathiasen	23	0	6	6	14
Wayne Van Dorp	25	1	3	4	75
Chris Joseph	17	0	4	4	12
Norm Schmidt	5	1	2	3	0
Todd Charlesworth	6	2	0	2	2
Brad Aitken	5	1	1	2	0
Lee Giffin	19	0	2	2	9
Frank Pietrangolo	21	0	2	2	2
Scott Gruhl	6	1	0	1	0
Pat Mayer	1	0	0	0	4
Dave Goetz	2	0	0	0	2
Warron Young	7	0	0	0	15
Jimmy Mann	9	0	0	0	53
Steve Guenette	19	0	0	0	2
Pat Riggins	22	0	0	0	12
Gilles Meloche	27	0	0	0	0

GOALTENDING

PLAYERS (W-L-T)	GP	MP	GA	SO	GAA
Steve Guenette (12-7-0)	19	1092	61	1	3.35
Pat Riggins (7-8-4)	22	1169	76	0	3.90
Frank Pietrangolo (9-11-0)	21	1207	80	1	3.96
Gilles Meloche (8-9-5)	27	1394	95	0	4.09
TOTALS (36-35-9)	89	4982	316	2	3.90

GAME-BY-GAME RESULTS

DATE	W-L-T	SCORE	OPPONENT
Oct. 8	T	4-4*	NY Rangers
Oct. 9	L	3-6	New Jersey
Oct. 13	W	8-3	BUFFALO
Oct. 15	T	6-6*	NY RANGERS
Oct. 17	L	2-3	Montreal
Oct. 18	L	2-3	Philadelphia
Oct. 21	L	4-5	NEW JERSEY
Oct. 23	L	2-5	Detroit
Oct. 24	W	5-3	BUFFALO
Oct. 27	T	4-4*	LOS ANGELES
Oct. 29	L	0-4	TORONTO
Oct. 31	W	5-4*	Quebec
Nov. 3	W	5-1	PHILADELPHIA
Nov. 5	W	4-2	NY Islanders
Nov. 7	L	1-4	Boston
Nov. 11	W	3-2	WASHINGTON
Nov. 12	L	2-5	Philadelphia
Nov. 14	W	3-2*	NY RANGERS
Nov. 17	L	4-6	Vancouver
Nov. 20	L	1-4	Edmonton
Nov. 21	T	4-4*	Calgary
Nov. 25	W	6-4	QUEBEC
Nov. 27	W	4-2	Washington
Nov. 28	T	5-5*	WASHINGTON
Dec. 2	L	1-7	NY ISLANDERS
Dec. 5	W	6-3	VANCOUVER
Dec. 9	W	5-2	CALGARY
Dec. 11	W	6-4	NY ISLANDERS
Dec. 12	L	2-5	St. Louis
Dec. 15	L	2-5	PHILADELPHIA
Dec. 17	W	7-4	New Jersey
Dec. 19	W	4-3	NY RANGERS
Dec. 20	W	8-4	NY Rangers
Dec. 23	L	2-6	NEW JERSEY
Dec. 26	W	6-3	DETROIT
Dec. 27	T	3-3*	Buffalo
Dec. 29	T	4-4*	BOSTON
Jan. 1	L	3-5	Washington
Jan. 2	L	2-3	NY Islanders
Jan. 5	T	4-4*	LOS ANGELES
Jan. 7	L	2-3	BOSTON
Jan. 9	L	4-5*	Hartford
Jan. 10	L	5-7	Detroit
Jan. 12	T	5-5*	NY ISLANDERS
Jan. 15	L	4-5	PHILADELPHIA
Jan. 16	W	4-3	Toronto
Jan. 19	W	6-4	NY Islanders
Jan. 20	W	8-3	Chicago
Jan. 23	W	4-3*	Montreal
Jan. 25	L	4-6	EDMONTON
Jan. 27	L	1-4	WINNIPEG
Jan. 28	L	3-6	New Jersey
Jan. 30	W	4-2	CHICAGO
Feb. 2	W	3-2*	WASHINGTON
Feb. 4	W	1-0	MINNESOTA
Feb. 6	W	5-4	HARTFORD
Feb. 7	L	3-6	NY Rangers
Feb. 13	W	7-5	Los Angeles
Feb. 17	L	0-5	Vancouver
Feb. 19	L	3-7	Edmonton
Feb. 21	L	4-5	ST. LOUIS
Feb. 23	L	3-4*	WINNIPEG
Feb. 25	L	1-2	NY Rangers
Feb. 28	L	5-7	Chicago
Mar. 1	W	8-3	MINNESOTA
Mar. 5	W	8-3	NY ISLANDERS
Mar. 7	W	5-4	Calgary
Mar. 10	L	4-6	St. Louis
Mar. 12	L	3-6	Minnesota
Mar. 13	W	5-4	Winnipeg
Mar. 16	W	5-2	TORONTO
Mar. 19	W	7-0	PHILADELPHIA
Mar. 20	L	2-4	Philadelphia
Mar. 23	W	7-1	WASHINGTON
Mar. 25	W	5-2	MONTREAL
Mar. 27	W	6-3	Quebec
Mar. 29	L	0-4	New Jersey
Mar. 31	L	2-7*	NEW JERSEY
Apr. 2	W	7-6*	Washington
Apr. 3	W	4-2	HARTFORD

* - Overtime

1988-89 PENGUINS REVIEW

(40-33-7) FINISHED 2nd IN PATRICK DIVISION

SEASON HIGHLIGHTS

- Gene Ubriaco is named 11th Penguins head coach on June 28.
- Mario Lemieux sets a club record with five goals vs. New Jersey on Dec. 31, scoring at even strength, on the power play, short-handed, on a penalty shot and into an empty net.
- For the first time in Penguins history, three players (Lemieux 199, Rob Brown 115, and Paul Coffey 113) record 100 point seasons.
- Lemieux sets Penguins records for goals (86), assists (114), points (199), power play goals (31), short-handed goals (13) and hat tricks (9).
- Penguins set an NHL record with 119 power play goals.
- Penguins return to the playoffs after a seven year absence, sweeping the New York Rangers before losing to Philadelphia in seven games.
- Lemieux ties two NHL playoff records with five goals and eight points in one playoff game vs. Philadelphia in a 10-7 Penguin win.
- Coffey and Lemieux are named NHL First Team All-Stars.
- Lemieux wins his second consecutive Art Ross Trophy.

MAJOR TRADES

- Sept. 1, 1988 - Obtained Wendell Young and a seventh round choice in the 1990 Entry Draft from Philadelphia for a third round choice in the 1990 Entry Draft.
- Nov. 12, 1988 - Obtained Tom Barasso and a third round choice in the 1990 Entry Draft from Buffalo for Doug Bodger and Darrin Shannon.
- Dec. 17, 1988 - Obtained Gord Dineen and Scott Bjurgstad from Minnesota for Mike Siren and Steve Gotaas.

FINAL STATISTICS

SCORING

PLAYERS	GP	G	A	PTS	PIM
Mario Lemieux	76	85	114	199	100
Rob Brown	68	49	66	115	118
Paul Coffey	75	30	83	113	193
Dan Quinn	79	34	60	94	102
Bob Errey	76	26	32	58	124
John Cullen	79	12	37	49	112
Zarley Zalapski	58	12	33	45	57
Randy Cunneyworth	70	25	19	44	156
Phil Bourque	80	17	26	43	97
Dave Hannan	72	10	20	30	157
Randy Hillier	68	1	23	24	141
Troy Loney	69	10	6	16	165
Jim Johnson	76	2	14	16	163
Kevin Stevens	24	12	3	15	19
Jock Callander	30	6	5	11	20
Tom Barasso	54	0	8	8	70
Dan Frawley	46	3	4	7	66
Steve Dykstra	65	1	6	7	126
Chris Dahlquist	43	1	5	6	42
Rod Buskas	52	1	5	6	106
Doug Bodger	10	1	4	5	7
Jay Caulfield	58	1	4	5	285
Gord Dineen	40	1	3	4	44
Scott Bjurgstad	24	3	0	3	4
Dave McLlwain	24	1	2	3	4
Mark Kachowski	12	1	1	2	43
Mark Recchi	15	1	1	2	0
Wendell Young	22	0	2	2	4
Ville Siren	12	1	0	1	14
Steve Guenette	11	0	1	1	0
Rick Tabaracci	1	0	0	0	2
Perry Granchar	3	0	0	0	0
Frank Pietrangelo	15	0	0	0	2
Richard Zemlak	34	0	0	0	148
Bench					16

GOALTENDING

PLAYERS (W-L-T)	GP	MP	GA	SO	CAA
Frank Pietrangelo (5-3-0)	15	669	45	0	4.04
Tom Barasso (18-15-7)	44	2406	162	0	4.04
Steve Guenette (15-6-0)	11	574	41	0	4.29
Wendell Young (12-9-0)	22	1150	92	0	4.80
Rick Tabaracci (0-0-0)	1	33	4	0	7.27
TOTALS (40-33-7)	80	4844	349	0	4.32

GAME-BY-GAME RESULTS

DATE	W-L-T	SCORE	OPPONENT
Oct. 7	W	6-4	Washington
Oct. 11	W	8-7	WASHINGTON
Oct. 12	L	5-8	Buffalo
Oct. 15	W	9-2	ST. LOUIS
Oct. 16	W	4-2	PHILADELPHIA
Oct. 21	L	4-6	New Jersey
Oct. 22	W	7-4	CHICAGO
Oct. 25	W	6-1	CALGARY
Oct. 27	L	3-4	St. Louis
Oct. 29	W	5-4	Montreal
Oct. 30	L	2-9	NY Rangers
Nov. 1	W	5-3	VANCOUVER
Nov. 3	L	2-6	QUEBEC
Nov. 6	L	4-5	Philadelphia
Nov. 8	L	3-7	EDMONTON
Nov. 10	W	5-1	TORONTO
Nov. 12	L	2-7	Los Angeles
Nov. 13	W	4-2	Vancouver
Nov. 16	L	5-8	Toronto
Nov. 19	L	3-6	NY Islanders
Nov. 23	W	8-2	NY RANGERS
Nov. 25	W	5-3	Washington
Nov. 26	W	4-3	PHILADELPHIA
Nov. 30	W	6-4	WASHINGTON
Dec. 3	W	4-2	NY ISLANDERS
Dec. 4	T	3-3*	Boston
Dec. 6	W	7-6	CHICAGO
Dec. 8	L	3-4	Philadelphia
Dec. 10	T	4-4*	NEW JERSEY
Dec. 14	W	5-4	LOS ANGELES
Dec. 15	W	6-2	NY Islanders
Dec. 17	W	3-2	DETROIT
Dec. 20	W	5-3	NY ISLANDERS
Dec. 21	W	6-1	Toronto
Dec. 23	T	2-2*	New Jersey
Dec. 26	W	4-3*	Hartford
Dec. 29	L	2-3	PHILADELPHIA
Dec. 31	W	8-6	NEW JERSEY
Jan. 2	L	0-8	Washington
Jan. 7	L	5-7	VANCOUVER
Jan. 10	W	5-3	NY ISLANDERS
Jan. 12	W	9-2	Minnesota
Jan. 14	T	4-4*	NY RANGERS
Jan. 15	L	4-6	NY Rangers
Jan. 17	L	2-5	NY Islanders
Jan. 20	L	3-7	Winnipeg
Jan. 21	W	7-4	Edmonton
Jan. 25	W	5-4	WINNIPEG
Jan. 28	W	10-5	DETROIT
Jan. 31	L	1-5	MONTREAL
Feb. 2	W	5-3	Philadelphia
Feb. 3	T	3-3*	ST. LOUIS
Feb. 5	W	5-2	Boston
Feb. 9	W	5-2	QUEBEC
Feb. 11	L	1-8	Quebec
Feb. 12	L	2-4	CALGARY
Feb. 14	W	7-3	BUFFALO
Feb. 17	L	1-5	Buffalo
Feb. 18	L	3-5	NY RANGERS
Feb. 21	L	1-2	MINNESOTA
Feb. 23	T	6-6*	Detroit
Feb. 25	T	5-5*	NY Islanders
Feb. 26	L	6-8	Hartford
Mar. 1	W	4-1	NEW JERSEY
Mar. 3	L	2-4	Washington
Mar. 5	L	2-4	EDMONTON
Mar. 7	L	2-3*	Los Angeles
Mar. 9	L	3-10	Calgary
Mar. 10	W	5-1	Winnipeg
Mar. 12	W	6-5	Chicago
Mar. 14	L	2-8	BOSTON
Mar. 16	W	2-1	New Jersey
Mar. 18	L	2-7	MONTREAL
Mar. 20	L	2-7	Minnesota
Mar. 22	L	4-5	WASHINGTON
Mar. 25	W	5-4	NEW JERSEY
Mar. 26	W	6-4	NY Rangers
Mar. 30	L	5-9	HARTFORD
Apr. 1	W	5-2	NY RANGERS
Apr. 2	W	6-5*	Philadelphia

* - Overtime

1989-90 PENGUINS REVIEW

1989-90 PENS RECORD: 30-31-17 (58-100-107)

SEASON HIGHLIGHTS

- Wendell Young records the first Penguin shutout in two seasons with a 6-0 blanking of the New York Rangers on Nov. 14.
- Craig Patrick is named general manager and head coach on Dec. 5, replacing Tony Esposito and Gene Ubriaco.
- Pittsburgh's Civic Arena plays host to the NHL All-Star Game for the first time on Jan. 21 and Penguins center Mario Lemieux scores four goals on his way to his third All-Star MVP Award.
- Buffalo beats the Penguins in the final game of the regular season to knock the Penguins out of the playoffs.
- Mario Lemieux records a 46-game scoring streak (39-54-103), second longest in NHL history, from Oct. 31 through Feb. 11. The streak is halted when Lemieux leaves the Penguins-Rangers game on Feb. 11 with a back injury.
- Penguins record seven home wins in a row from Feb. 8 through Mar. 17.
- Penguins draft Czechoslovakian right wing Jaromir Jagr with the fifth pick in the first round of the 1990 Entry Draft.

MAJOR TRADES

- June 17, 1989 - Obtained Randy Gihlen, Andrew McBain and Jim Kyte from Winnipeg for Randy Cunneyworth, Rick Tabaracci, and Dave McLlwain.
- Jan. 8, 1990 - Obtained Rod Buskas, Tony Tanti and Barry Pederson from Vancouver for Dan Quinn, Andrew McBain and Dave Capuano.

FINAL STATISTICS

SCORING

PLAYERS	GP	G	A	PTS	PIM
Mario Lemieux	59	45	78	123	78
Paul Coffey	80	29	74	103	95
John Cullen	72	32	60	92	138
Rob Brown	80	33	47	80	102
Kevin Stevens	76	29	41	70	171
Mark Recchi	74	30	37	67	44
Tony Tanti	78	28	36	64	72
Phil Bourque	76	22	17	39	108
Bob Errey	78	20	19	39	109
Zarley Zalapski	51	6	25	31	37
Barry Pederson	54	6	25	31	39
Dan Quinn	41	9	20	29	22
Troy Loney	67	11	16	27	168
Randy Gihlen	61	5	11	16	54
Jim Johnson	75	3	13	16	154
Randy Hillier	61	3	12	15	71
Andrew McBain	41	5	9	14	51
Chris Dahlquist	62	4	10	14	56
Jock Callander	30	4	7	11	49
Gilbert Delorme	54	3	7	10	44
Doug Smith	40	4	5	9	97
Gord Dineen	69	1	8	9	125
Richard Zemplak	19	1	5	6	43
Jim Kyte	56	3	1	4	125
Wendell Young	43	0	4	4	8
Jay Caulfield	37	1	2	3	173
Jaime Leach	10	0	3	3	0
Rod Buskas	23	0	3	3	49
Alain Chevrier	42	0	3	3	8
Mark Kachowski	14	0	1	1	40
Dave Capuano	6	0	0	0	2
Frank Pietrangolo	21	0	0	0	2
Tom Barrasso	24	0	0	0	8
Bench					4

GOAL TENDING

PLAYERS (W-L-T)	GP	MP	GA	SO	GAA
Wendell Young (16-20-3)	43	2318	161	1	4.7
Frank Pietrangolo (8-6-2)	21	1066	77	0	4.33
Tom Barrasso (7-12-3)	24	1234	101	0	4.68
Alain Chevier (1-2-0)	3	166	14	0	5.06
TOTALS (32-40-8)	80	4856	359	1	4.44*

GAME-BY-GAME RESULTS

DATE	W-L-T	SCORE	OPPONENT
Oct. 5	L	4-5	Boston
Oct. 7	T	4-4*	New Jersey
Oct. 10	W	5-1	WINNIPEG
Oct. 14	W	2-1*	MONTREAL
Oct. 15	L	2-4	NY Rangers
Oct. 17	W	7-5	TORONTO
Oct. 18	L	3-9	ST. LOUIS
Oct. 24	L	2-4	BUFFALO
Oct. 25	L	6-8	TORONTO
Oct. 26	T	3-3*	Detroit
Oct. 28	L	1-5	Montreal
Oct. 31	L	4-8	LOS ANGELES
Nov. 2	W	5-2	NY ISLANDERS
Nov. 4	W	3-1	Edmonton
Nov. 5	L	3-5	Vancouver
Nov. 9	L	3-4	Chicago
Nov. 11	L	3-8	St. Louis
Nov. 14	W	6-0	NY RANGERS
Nov. 16	W	8-2	QUEBEC
Nov. 18	W	5-3	NY ISLANDERS
Nov. 22	L	3-6	NEW JERSEY
Nov. 24	W	7-4	Washington
Nov. 25	L	1-4	WASHINGTON
Nov. 28	L	1-6	PHILADELPHIA
Nov. 30	L	1-4	Philadelphia
Dec. 2	W	7-4	Quebec
Dec. 6	W	5-3	WASHINGTON
Dec. 8	W	3-2	New Jersey
Dec. 9	L	4-6	CHICAGO
Dec. 12	W	7-5	BOSTON
Dec. 14	T	4-4*	Minnesota
Dec. 16	L	3-4	Calgary
Dec. 19	L	4-8	HARTFORD
Dec. 21	W	5-2	WASHINGTON
Dec. 23	L	6-8	NY Islanders
Dec. 26	L	3-6	Washington
Dec. 27	W	7-4	NY RANGERS
Dec. 31	W	5-4	NY Rangers
Jan. 2	L	2-5	BOSTON
Jan. 4	W	4-3	VANCOUVER
Jan. 6	W	5-3	WINNIPEG
Jan. 8	W	7-5	NY Rangers
Jan. 10	L	3-6	New Jersey
Jan. 12	W	6-4	Washington
Jan. 16	W	4-3	PHILADELPHIA
Jan. 18	T	3-3*	NY RANGERS
Jan. 23	L	2-4	NEW JERSEY
Jan. 25	W	5-3	Detroit
Jan. 27	L	3-9	NY Islanders
Jan. 28	L	2-7	Buffalo
Jan. 30	L	3-6	PHILADELPHIA
Feb. 2	W	6-3	EDMONTON
Feb. 3	L	4-8	Toronto
Feb. 6	L	7-8*	NY ISLANDERS
Feb. 8	W	7-5	WASHINGTON
Feb. 10	W	7-6	LOS ANGELES
Feb. 11	W	4-1	Philadelphia
Feb. 14	W	4-3*	NY Rangers
Feb. 16	T	3-3*	Winnipeg
Feb. 18	L	4-6	Chicago
Feb. 20	W	6-4	PHILADELPHIA
Feb. 22	W	4-3*	NY ISLANDERS
Feb. 24	L	1-11	Montreal
Feb. 26	L	2-3	Quebec
Feb. 28	W	2-1	NEW JERSEY
Mar. 2	L	5-6	New Jersey
Mar. 4	W	8-6	MINNESOTA
Mar. 6	L	3-4*	Edmonton
Mar. 7	L	3-6	Calgary
Mar. 10	L	2-8	Los Angeles
Mar. 11	L	3-5	Vancouver
Mar. 15	W	6-1	DETROIT
Mar. 17	L	2-6	MINNESOTA
Mar. 18	T	2-2*	NY Islanders
Mar. 22	L	3-5	Philadelphia
Mar. 24	T	3-3*	CALGARY
Mar. 25	L	2-4	Hartford
Mar. 27	T	3-3	HARTFORD
Mar. 29	L	4-5	St. Louis
Mar. 31	L	2-3*	BUFFALO

* - Overtime

1990-91 PENGUINS REVIEW

(41-33-6) FINISHED 1st IN PATRICK DIVISION, WON STANLEY CUP

SEASON HIGHLIGHTS

- Bob Johnson is hired as head coach and Scott Bowman is named director of player development and recruitment on June 12, 1990.
- Mario Lemieux returns to the Penguins lineup on Jan. 26 at Quebec after missing 50 games with a back injury.
- Penguins win their first-ever division title, capturing the Patrick Division crown with a 7-4 win at Detroit.
- Thanks to a 4-1 win vs. Washington at the Civic Arena, the Penguins win their first ever Patrick Division Playoff Championship.
- The Penguins earn the right to play for the Stanley Cup, beating the Boston Bruins, four games to two, to capture their first Wales Conference Championship.
- With an 8-0 victory over Minnesota, the Penguins become Stanley Cup Champions, defeating the North Stars four games to two.
- Lemieux wins Conn Smythe Trophy as playoff MVP.
- Jaromir Jagr is named to the NHL All-Rookie Team.

MAJOR TRADES

- June 16, 1990 - Obtained Joey Mullen from Calgary for a second round choice in the 1990 Entry Draft.
- Oct. 27, 1990 - Obtained Gord Roberts from St. Louis for future considerations
- Dec. 11, 1990 - Obtained Larry Murphy and Peter Taglianetti from Minnesota for Jim Johnson and Chris Dahlquist.
- Dec. 13, 1990 - Obtained Jiri Hrdina from Calgary for Jim Kyte.
- Dec. 21, 1990 - Obtained Scott Young from Hartford for Rob Brown.
- March 4, 1990 - Obtained Ron Francis, Ulf Samuelsson and Grant Jennings from Hartford for John Cullen, Zarek Zalepski and Jeff Parker.

RIVAL STATISTICS

SCORING PLAYERS

PLAYERS	GP	G	A	PTS	PIM
Mark Recchi	78	40	73	113	48
John Cullen	85	31	63	94	83
Paul Coffey	76	24	69	93	126
Ron Francis	61	23	64	87	72
Kevin Stevens	80	40	46	86	133
Jaromir Jagr	80	27	30	57	42
Zarek Zalepski	66	12	36	48	59
Mario Lemieux	26	19	26	45	30
Larry Murphy	75	9	34	43	68
Rob Errey	79	20	22	42	115
Scott Young	77	17	25	42	41
Joe Mullen	47	17	22	39	6
Phil Bourque	78	20	14	34	106
Bryan Trottier	52	9	19	28	24
Ulf Samuelsson	76	4	22	26	211
Randy Gilhen	72	15	10	25	51
Jiri Hrdina	51	6	17	23	17
Paul Stanton	75	5	18	23	40
Tony Tant	46	6	12	18	44
Troy Loney	44	7	9	16	85
Rob Brown	25	6	10	16	31
Gord Roberts	64	3	13	16	78
Barry Pederson	46	6	8	14	21
Peter Taglianetti	55	3	9	12	107
Grant Jennings	57	2	7	9	108
Jim Johnson	24	0	5	5	23
Tom Barrasso	48	0	5	5	40
Randy Hillier	31	2	2	4	32
Chris Dahlquist	22	1	2	3	30
Jaime Leach	7	2	0	2	0
Jay Caulfield	23	1	1	2	71
Jeff Daniels	11	0	2	2	2
Ken Priestley	2	0	1	1	0
Wendell Young	18	0	1	1	0
Frank Pietrangolo	25	0	1	1	24
Jim Kyte	1	0	0	0	2
Jim Paek	3	0	0	0	9
Gord Dineen	9	0	0	0	6
Bench					8

GOALTENDING PLAYERS (W-L-T)

PLAYERS (W-L-T)	GP	MP	GA	SO	GAA
Tom Barrasso (27-16-3)	48	2754	165	1	3.59
Frank Pietrangolo (10-11-1)	25	1311	86	0	3.94
Wendell Young (4-6-2)	18	773	52	0	4.04
TOTALS (41-33-6)	80	4843	305	1	3.78

GAME-BY-GAME RESULTS

DATE	W-L-T	SCORE	OPPONENT
Oct. 5	W	7-4	Washington
Oct. 7	W	7-4	NEW JERSEY
Oct. 9	L	3-4	St. Louis
Oct. 11	L	1-4	Chicago
Oct. 13	W	6-4	NY Islanders
Oct. 16	L	1-5	PHILADELPHIA
Oct. 19	T	4-4*	Buffalo
Oct. 20	L	3-4	NY RANGERS
Oct. 23	L	4-5	MONTREAL
Oct. 25	W	6-3	QUEBEC
Oct. 27	L	5-7	New Jersey
Oct. 28	W	8-3	NY ISLANDERS
Oct. 30	W	6-2	Philadelphia
Nov. 3	W	3-1	NY RANGERS
Nov. 6	W	6-5	CALGARY
Nov. 8	L	2-3	ST. LOUIS
Nov. 10	T	3-3*	Boston
Nov. 13	W	4-1	Minnesota
Nov. 14	W	6-4	Winnipeg
Nov. 17	L	1-2*	Los Angeles
Nov. 21	L	4-5	PHILADELPHIA
Nov. 23	L	3-7	Washington
Nov. 24	W	3-2*	WASHINGTON
Nov. 27	L	3-7	EDMONTON
Nov. 28	L	4-6	HARTFORD
Dec. 1	L	3-6	Minnesota
Dec. 3	W	9-4	NY Rangers
Dec. 5	L	1-3	WASHINGTON
Dec. 7	T	2-2*	VANCOUVER
Dec. 8	L	1-3	Hartford
Dec. 11	L	1-4	CHICAGO
Dec. 13	W	9-5	NEW JERSEY
Dec. 14	W	4-3	Buffalo
Dec. 16	W	4-1	DETROIT
Dec. 18	W	9-2	WINNIPEG
Dec. 20	W	4-3	MINNESOTA
Dec. 22	W	4-3	NY Islanders
Dec. 23	L	3-4*	NY ISLANDERS
Dec. 26	W	7-3	Washington
Dec. 28	W	5-0	DETROIT
Dec. 29	L	3-6	Toronto
Dec. 31	W	4-3	ST. LOUIS
Jan. 3	L	5-7	NY RANGERS
Jan. 5	W	5-2	NEW JERSEY
Jan. 6	L	3-6	Montreal
Jan. 8	W	6-1	EDMONTON
Jan. 10	W	5-1	CALGARY
Jan. 15	L	4-5	Philadelphia
Jan. 17	W	6-5*	Toronto
Jan. 22	W	5-3	NEW JERSEY
Jan. 26	W	6-5	Quebec
Jan. 29	W	3-2*	WASHINGTON
Jan. 31	L	2-4	Philadelphia
Feb. 2	W	6-2	BOSTON
Feb. 3	L	3-6	Boston
Feb. 8	L	2-6	Winnipeg
Feb. 11	L	5-7	Edmonton
Feb. 14	W	5-2	NY ISLANDERS
Feb. 16	L	3-4	NY Islanders
Feb. 19	W	6-3	BUFFALO
Feb. 21	W	11-4	TORONTO
Feb. 22	L	2-5	New Jersey
Feb. 24	T	5-5*	Washington
Feb. 26	L	2-8	Los Angeles
Feb. 27	L	3-4	Vancouver
Mar. 1	L	2-6	Calgary
Mar. 5	W	4-1	VANCOUVER
Mar. 7	W	3-2	LOS ANGELES
Mar. 9	W	5-2	Hartford
Mar. 10	W	4-3	NY Islanders
Mar. 12	T	4-4*	MONTREAL
Mar. 16	W	6-3	QUEBEC
Mar. 17	W	4-2	NY Rangers
Mar. 19	L	4-5	New Jersey
Mar. 21	W	5-4*	NY RANGERS
Mar. 23	L	5-7	CHICAGO
Mar. 26	W	3-1	Philadelphia
Mar. 27	W	7-4	Detroit
Mar. 30	T	4-4*	PHILADELPHIA
Mar. 31	L	3-6	NY Rangers

* - Overtime

1991-92 PENGUINS REVIEW

(39-32-9) FINISHED 3rd IN PATRICK DIVISION, WON STANLEY CUP

SEASON HIGHLIGHTS

- Scott Bowman is named interim head coach on Oct. 1, 1991.
- Penguins honor the memory of late head coach, Bob Johnson in a candle-light ceremony on Nov. 27 vs. New Jersey. Johnson died of brain tumors on Nov. 26.
- Penguins set a club record with five-game road winning streak from Dec. 13 through Dec. 25.
- Joe Mullen scores four goals in back-to-back games, Dec. 23, vs. New York Islanders and Dec. 26, vs. Toronto, the first player in history to do so.
- Penguins set a team record for road victories in a season with 18 in a 4-3 win over Chicago on March 15.
- Mullen becomes the first American-born player to record 400 career goals on March 17 vs. Edmonton.
- The first-ever NHL strike begins on April 1, and halts league play for two weeks.
- Penguins clinch third place in the Patrick Division with a 4-1 win over Washington on April 15.
- Kevin Stevens sets an NHL record for points in a season by an American-born player and most points by a left wing with 123 (54-69).
- Penguins defeat Washington (4-3), New York Rangers (4-2), Boston (4-0), and Chicago (4-0) to win the Stanley Cup for the second straight year.

MAJOR TRADES

- Feb. 19, 1992 - Obtained Jeff Chychrun, Brian Benning and first round choice in 1992 Entry Draft from Los Angeles for Paul Coffey.
- Feb. 19, 1992 - Obtained Rick Tocchet, Kjell Samuelsson, Ken Wregget and a conditional draft pick from Philadelphia for Mark Recchi, Brian Benning and Los Angeles first round choice in 1992 Entry Draft.
- March 10, 1992 - Obtained Brian Fogarty from Quebec for the NHL rights to Scott Young.

FINAL STATISTICS

SCORING

PLAYERS	GP	G	A	PTS	PIM
Mario Lemieux	64	44	87	131	94
Kevin Stevens	80	54	69	123	252
Joe Mullen	77	42	45	87	30
Larry Murphy	77	21	56	77	50
Mark Recchi	58	33	37	70	78
Jaromir Jagr	70	32	37	69	34
Paul Coffey	54	10	54	64	62
Rick Tocchet	61	27	32	59	151
Ron Francis	70	21	33	54	30
Bob Errey	78	19	16	35	119
Bryan Trottier	63	11	18	29	54
Phil Bourque	58	10	16	26	58
Troy Loney	76	10	16	26	127
Gord Roberts	73	2	22	24	87
Kjell Samuelsson	74	5	11	16	110
Jiri Hrdina	56	3	13	16	16
Ulf Samuelsson	62	1	14	15	236
Ken Priestlay	50	2	8	10	4
Paul Stanton	54	2	8	10	32
Jaime Leach	38	5	4	9	8
Grant Jennings	53	4	5	9	104
Jim Paek	49	1	7	8	36
Peter Taglianetti	44	1	3	4	57
Shawn McEachern	15	0	4	4	0
Jeff Chychrun	43	0	4	4	111
Tom Barrasso	57	0	4	4	30
Ken Wregget	32	0	2	2	2
Gord Dineen	1	0	0	0	0
Glen Mulvenna	1	0	0	0	2
Todd Nelson	1	0	0	0	0
Jeff Daniels	2	0	0	0	0
Frank Pietrangelo	5	0	0	0	0
Wendell Young	18	0	0	0	0
Jay Caulfield	52	0	0	0	175
Bench					12

GOALTENDING

PLAYERS (W-L-T)	GP	MP	GA	SO	GAA
Tom Barrasso (25-22-9)	57	3329	196	1	3.53
Wendell Young (7-6-0)	18	838	53	0	3.79
Ken Wregget (5-3-0)	9	448	31	0	4.5
Frank Pietrangelo (2-1-0)	5	225	20	0	5.33
TOTALS (39-32-9)	80	4854	308	1	3.61

GAME-BY-GAME RESULTS

DATE	W-L-T	SCORE	OPPONENT
Oct. 4	W	5-4	Buffalo
Oct. 6	T	2-2*	PHILADELPHIA
Oct. 10	W	6-3	Philadelphia
Oct. 12	L	1-4	New Jersey
Oct. 15	W	7-6*	NY Islanders
Oct. 17	W	8-5	NY ISLANDERS
Oct. 19	L	4-5	NY RANGERS
Oct. 22	T	4-4*	CHICAGO
Oct. 24	L	2-4	NEW JERSEY
Oct. 26	L	1-4	Montreal
Oct. 29	L	0-8	WASHINGTON
Oct. 31	W	8-1	MINNESOTA
Nov. 2	L	5-6	HARTFORD
Nov. 5	T	5-5*	BOSTON
Nov. 8	W	3-1	Winnipeg
Nov. 9	W	3-2	Minnesota
Nov. 11	L	1-3	NY Rangers
Nov. 13	W	5-4*	EDMONTON
Nov. 15	L	2-6	Washington
Nov. 18	W	7-3	Quebec
Nov. 20	W	5-2	PHILADELPHIA
Nov. 23	T	2-2*	NY ISLANDERS
Nov. 27	W	8-4	NEW JERSEY
Nov. 29	W	9-3	Philadelphia
Nov. 30	W	5-1	PHILADELPHIA
Dec. 3	L	3-5	Edmonton
Dec. 5	W	8-0	San Jose
Dec. 7	L	1-6	St. Louis
Dec. 10	W	5-3	NY RANGERS
Dec. 13	W	4-3	New Jersey
Dec. 14	L	2-7	WASHINGTON
Dec. 17	W	10-2	SAN JOSE
Dec. 19	W	6-4	Boston
Dec. 21	L	5-7	NY RANGERS
Dec. 23	W	6-3	NY Islanders
Dec. 26	W	12-1	TORONTO
Dec. 28	W	6-2	Washington
Dec. 29	W	6-3	NY Rangers
Dec. 31	L	4-7	NEW JERSEY
Jan. 2	L	0-4	New Jersey
Jan. 4	W	3-2	WINNIPEG
Jan. 7	L	2-5	LDS ANGELES
Jan. 10	L	5-7	Calgary
Jan. 12	W	4-3	Vancouver
Jan. 16	T	3-3*	Detroit
Jan. 23	L	4-5*	BUFFALO
Jan. 25	W	5-3	NY Islanders
Jan. 26	L	4-6	Washington
Jan. 28	L	0-4	WINNIPEG
Jan. 30	L	5-8	NY ISLANDERS
Feb. 1	W	4-1	ST. LOUIS
Feb. 3	T	4-4*	DETROIT
Feb. 5	L	3-4	NY Rangers
Feb. 8	L	3-4	LDS ANGELES
Feb. 9	L	3-6	Boston
Feb. 15	L	2-5	Minnesota
Feb. 16	T	3-3*	Philadelphia
Feb. 18	W	7-1	TORONTO
Feb. 20	T	4-4*	QUEBEC
Feb. 22	L	1-2	Montreal
Feb. 25	L	3-5	Washington
Feb. 27	L	4-8	HARTFORD
Feb. 29	W	5-2	BUFFALO
Mar. 3	W	6-3	Calgary
Mar. 6	W	7-3	San Jose
Mar. 7	L	3-5	Los Angeles
Mar. 10	W	5-2	CALGARY
Mar. 12	W	6-4	NY ISLANDERS
Mar. 14	L	3-6	Toronto
Mar. 15	W	4-3	Chicago
Mar. 17	W	6-5	EDMONTON
Mar. 19	W	6-3	QUEBEC
Mar. 22	T	2-2*	Hartford
Mar. 24	L	3-4	Detroit
Mar. 26	W	7-3	VANCOUVER
Mar. 28	W	6-3	MONTREAL
Mar. 31	W	6-5	PHILADELPHIA
Apr. 13	L	1-5	New Jersey
Apr. 15	W	4-1	WASHINGTON
Apr. 16	L	1-7	NY Rangers

* - Overtime

1992-93 PENGUINS REVIEW

(56-21-7) FINISHED 1st IN PATRICK DIVISION

SEASON HIGHLIGHTS

- Scott Bowman named head coach on Oct. 6, 1992.
- Penguins start the season with a 10-game unbeaten streak (8-0-2) from Oct 6 to Oct. 27.
- Mario Lemieux scores a goal in 12 consecutive games from Oct. 6 to Nov. 1 to set a club record. He records 18 goals during that streak.
- Larry Murphy becomes only one of nine defensemen in NHL history to record 800 points, recording his 800th on January 26 vs. Washington.
- Penguins set a club record for most road victories in a season with their 24th win on March 14 at the Islanders.
- Mario Lemieux scores four goals in back-to-back games, March 18 vs. Washington and March 20 vs. Philadelphia; the second player in club history to do so.
- Penguins clinch their second Patrick Division title in three years on March 28 with a 4-1 win at Washington.
- Tom Barrasso sets a club record with 14 consecutive victories from March 9 to April 9.
- Penguins clinch first-ever Presidents' Trophy with a 5-3 win at Quebec on April 3, with their 110th point of the season.
- Penguins set NHL record for the longest winning streak, winning 17 consecutive games from March 9 to April 9 breaking the New York Islanders record of 15 set in 1981-82.

MAJOR TRADES

- Mar. 22, 1993 - Obtained Peter Taglianetti from Tampa Bay for a third round choice in the 1993 Entry Draft.
- Mar. 22, 1993 - Obtained Mike Ramsey from Buffalo for Bob Errey

FINAL STATISTICS

SCORING

PLAYERS	GP	G	A	PTS	PIM
Mario Lemieux	60	69	91	160	38
Kevin Stevens	72	55	56	111	177
Rick Tocchet	80	48	61	109	252
Ron Francis	84	24	76	100	68
Jaromir Jagr	81	34	60	94	61
Larry Murphy	83	22	63	85	73
Joe Mullen	72	33	37	70	14
Shawn McEachern	84	28	33	61	46
Ulf Samuelsson	77	3	26	29	249
Dave Tippett	74	6	19	25	56
Troy Loney	82	5	16	21	99
Jim Paek	77	3	15	18	64
Paul Stanton	77	4	12	16	97
Martin Straka	42	3	13	16	29
Bob Errey	54	8	6	14	76
Peter Taglianetti	72	2	12	14	184
Mike Needham	56	8	5	13	14
Mike Stapleton	78	4	9	13	10
Mike Ramsey	45	3	10	13	28
Jeff Daniels	58	5	4	9	14
Kjell Samuelsson	63	3	6	9	106
Tom Barrasso	63	0	8	8	24
Grant Jennings	58	0	5	5	65
Bryan Fogarty	12	0	4	4	4
Peter Ahola	22	0	1	1	14
Ken Wregget	25	0	1	1	6
Jaime Leach	5	0	0	0	2
Jeff Chychrun	1	0	0	0	2
Jay Caulfield	26	0	0	0	60
Bench					14

GOALTENDING

PLAYERS (W-L-T)	GP	MP	GA	SO	GAA
Tom Barrasso (43-14-5)	63	3702	186	4	3.01
Ken Wregget (13-7-2)	25	1368	78	0	3.42
TOTALS (56-21-7)	84	5083	268	5	3.16

GAME-BY-GAME RESULTS

DATE	W-L-T	SCORE	OPPONENT
Oct 6	T	3-3*	PHILADELPHIA
Oct 8	W	7-3	NY ISLANDERS
Oct 10	T	3-3*	Montreal
Oct 13	W	6-5	BUFFALO
Oct 15	W	5-2	MONTREAL
Oct 17	W	7-3	Hartford
Oct 20	W	5-1	VANCOUVER
Oct 22	W	9-6	DETROIT
Oct 24	W	4-3	New Jersey
Oct 27	W	7-2	Ottawa
Oct 29	L	4-6	St. Louis
Nov. 1	W	5-4	Tampa Bay
Nov. 3	W	2-0	NY ISLANDERS
Nov. 5	W	8-4	ST. LOUIS
Nov. 7	L	2-4	Toronto
Nov. 8	L	2-7	Chicago
Nov. 10	W	4-1	Minnesota
Nov. 12	T	4-4*	QUEBEC
Nov. 13	L	0-8	Detroit
Nov. 17	W	4-2	BUFFALO
Nov. 20	W	4-1	New Jersey
Nov. 21	W	2-0	NEW JERSEY
Nov. 23	W	5-2	NY Rangers
Nov. 25	L	3-11	NY RANGERS
Nov. 27	L	4-6	Washington
Nov. 28	W	5-3	WASHINGTON
Dec. 1	W	7-3	NY Islanders
Dec. 3	L	3-5	Los Angeles
Dec. 5	W	9-4	San Jose
Dec. 8	W	5-2	WINNIPEG
Dec. 11	L	1-2	New Jersey
Dec. 12	W	6-5	NEW JERSEY
Dec. 15	W	6-2	PHILADELPHIA
Dec. 17	W	5-4*	Philadelphia
Dec. 19	L	3-4	NY ISLANDERS
Dec. 21	W	7-4	QUEBEC
Dec. 23	W	4-0	Philadelphia
Dec. 27	W	4-2	Buffalo
Dec. 31	T	3-3*	TORONTO
Jan. 2	W	5-2	NY Rangers
Jan 5	W	6-2	BOSTON
Jan. 7	L	3-6	MINNESOTA
Jan. 9	W	3-2	CALGARY
Jan. 10	L	2-3	Winnipeg
Jan. 14	L	0-7	Boston
Jan. 16	W	6-1	OTTAWA
Jan. 19	W	5-2	Vancouver
Jan. 22	L	1-2	Edmonton
Jan. 23	W	4-3	Calgary
Jan. 26	W	6-3	WASHINGTON
Jan. 28	L	2-5	NY ISLANDERS
Jan. 30	W	4-2	PHILADELPHIA
Jan. 31	T	2-2*	Washington
Feb. 8	W	4-0	BOSTON
Feb. 10	W	3-0	NY Rangers
Feb. 13	W	4-1	CHICAGO
Feb. 14	L	4-7	Buffalo
Feb. 18	L	4-5	EDMONTON
Feb. 20	L	2-4	NY Islanders
Feb. 21	W	4-3	Hartford
Feb. 23	L	1-3	NEW JERSEY
Feb. 25	L	1-2	Ottawa
Feb. 27	T	3-3*	TAMPA BAY
Feb. 28	W	4-2	Washington
Mar. 2	L	4-5	Philadelphia
Mar. 5	L	1-3	NY Rangers
Mar. 9	W	3-2	BOSTON
Mar. 11	W	4-3*	LOS ANGELES
Mar. 14	W	3-2	NY Islanders
Mar. 18	W	7-5	WASHINGTON
Mar. 20	W	9-3	PHILADELPHIA
Mar. 21	W	6-4	Edmonton
Mar. 23	W	7-2	SAN JOSE
Mar. 25	W	4-3	NEW JERSEY
Mar. 27	W	5-3	Boston
Mar. 28	W	4-1	Washington
Mar. 30	W	6-4	OTTAWA
Apr. 1	W	10-2	HARTFORD
Apr. 3	W	5-3	Quebec
Apr. 4	W	5-2	New Jersey
Apr. 7	W	4-3*	MONTREAL
Apr. 9	W	10-4	NY Rangers
Apr. 10	W	4-2	NY RANGERS
Apr. 14	T	6-6*	New Jersey

* - Overtime

1993-94 PENGUINS REVIEW

(44-27-13) FINISHED 1st IN NORTHEAST DIVISION

SEASON HIGHLIGHTS

- Ed Johnston named head coach and Bryan Trottier named assistant coach on June 22, 1993.
- Ron Francis records his 1,000th career point on Oct. 28 vs. Quebec.
- Tom Barrasso records his 250th career win on Nov. 18 vs. Washington.
- Ed Johnston sets club record with his 96th coaching win on December 21 vs. Tampa Bay, breaking Scotty Bowman's record of 95.
- Bryan Trottier records his 900th career assist on Jan. 3 at Ottawa.
- Tom Barrasso sets the record for most wins by an American-born goaltender with his 253rd win on Feb. 15 vs. Winnipeg, breaking Frank Brimsek's record of 252.
- Larry Murphy records his 900th career point on March 26 at Calgary.
- Mario Lemieux records his 1,200th career point on March 26 at Calgary.
- Penguins clinch the first-ever Northeast Division title on April 11 with a 4-0 win at Ottawa.

MAJOR TRADES

- Aug. 27, 1993 - Obtained Marty McSorley from Los Angeles for Shawn McEachern.
- Feb. 15, 1994 - Obtained Shawn McEachern and Tomas Sandstrom from Los Angeles for Marty McSorley and Jim Paek.
- March 19, 1994 - Obtained Greg Hawgood from Florida for Jeff Daniels.
- March 21, 1994 - Obtained Jim McKenzie from Dallas for Mike Needham.

FINAL STATISTICS

SCORING

PLAYERS	GP	G	A	PTS	PIM
Jaromir Jagr	80	32	67	99	61
Ron Francis	82	27	66	93	62
Kevin Stevens	83	41	47	88	155
Larry Murphy	84	17	56	73	44
Joe Mullen	84	38	32	70	41
Martin Straka	84	30	34	64	24
Tomas Sandstrom	78	23	35	58	83
Doug Brown	77	18	37	55	18
Shawn McEachern	76	20	22	42	34
Rick Tocchet	51	14	26	40	134
Mario Lemieux	22	17	20	37	32
Greg Hawgood	64	6	28	34	36
Ulf Samuelsson	80	5	24	29	199
Marty McSorley	47	3	18	21	139
Bryan Trottier	41	4	11	15	36
Peter Taglianetti	60	2	12	14	142
Kjell Samuelsson	59	5	8	13	118
Mike Stapleton	58	7	4	11	18
Markus Naslund	71	4	7	11	27
Greg Brown	36	3	8	11	28
Jeff Daniels	63	3	5	8	20
Jim McKenzie	71	3	5	8	16
Grant Jennings	61	2	4	6	126
Ed Patterson	27	3	1	4	10
Mike Ramsey	65	2	2	4	22
Jim Paek	41	0	4	4	8
Mike Needham	25	1	0	1	2
Ken Wregget	42	0	1	1	8
Tom Barrasso	44	0	1	1	42
Rob Dopson	2	0	0	0	0
Roberto Romano	2	0	0	0	0
Chris Tamer	12	0	0	0	9
Bench					20

GOALTENDING

PLAYERS (W-L-T)	GP	MP	GA	SO	GAA
Roberto Romano (1-0-1)	2	125	3	0	1.44
Tom Barrasso (22-15-5)	44	2482	139	2	3.36
Ken Wregget (21-12-7)	42	2456	138	1	3.37
Rob Dopson (0-0-0)	2	45	3	0	4.00
TOTALS (44-27-13)	84	5118	285	3	3.34

GAME-BY-GAME RESULTS

DATE	W-L-T	SCORE	OPPONENT
Oct. 5	L	3-4	Philadelphia
Oct. 7	W	2-1	MONTREAL
Oct. 9	W	3-2	NY RANGERS
Oct. 10	W	4-7	Quebec
Oct. 12	L	2-1	Florida
Oct. 14	L	2-3	Tampa Bay
Oct. 16	W	5-3	HARTFORD
Oct. 19	W	3-2	NY Islanders
Oct. 22	W	4-2	Buffalo
Oct. 23	T	3-3*	ST. LOUIS
Oct. 28	L	3-7	QUEBEC
Oct. 30	W	4-3	CHICAGO
Nov. 2	T	3-3*	San Jose
Nov. 3	W	6-2	Buffalo
Nov. 6	L	3-8	Los Angeles
Nov. 7	W	5-4	Anaheim
Nov. 9	T	3-3*	St. Louis
Nov. 11	L	1-4	Chicago
Nov. 13	L	3-7	DETROIT
Nov. 16	W	11-5	PHILADELPHIA
Nov. 18	W	3-2	WASHINGTON
Nov. 20	T	2-2*	Montreal
Nov. 24	W	7-3	BOSTON
Nov. 26	T	4-4*	Washington
Nov. 27	T	2-2*	OTTAWA
Dec. 2	T	2-2*	NEW JERSEY
Dec. 4	W	7-6*	Hartford
Dec. 8	L	2-3	Dallas
Dec. 11	L	6-3	Tampa Bay
Dec. 14	W	4-2	LOS ANGELES
Dec. 16	W	2-1	BUFFALO
Dec. 19	L	3-6	NY ISLANDERS
Dec. 21	W	8-3	TAMPA BAY
Dec. 23	W	4-3	Boston
Dec. 26	L	3-7	Washington
Dec. 28	T	4-4*	PHILADELPHIA
Dec. 31	L	4-5	QUEBEC
Jan. 2	L	2-7	Hartford
Jan. 3	W	4-1	Ottawa
Jan. 7	W	4-3*	Buffalo
Jan. 8	T	2-2*	CALGARY
Jan. 11	W	5-4*	BOSTON
Jan. 13	T	2-2*	FLORIDA
Jan. 15	W	4-3	EDMONTON
Jan. 18	L	3-6	Quebec
Jan. 25	W	4-2	OTTAWA
Jan. 27	W	3-0	QUEBEC
Jan. 29	T	4-4*	Toronto
Jan. 31	L	3-5	NY Rangers
Feb. 1	W	2-1	FLORIDA
Feb. 4	W	6-3	Detroit
Feb. 5	L	3-7	New Jersey
Feb. 7	L	1-4	MONTREAL
Feb. 10	L	3-5	NY ISLANDERS
Feb. 12	L	3-9	DALLAS
Feb. 13	W	3-0	Philadelphia
Feb. 15	W	5-3	WINNIPEG
Feb. 17	W	6-4	HARTFORD
Feb. 19	L	1-4	Montreal
Feb. 21	L	3-4*	NY Rangers
Feb. 24	T	2-2*	ANAHEIM
Feb. 26	W	4-3	BUFFALO
Feb. 28	W	4-3	Florida
Mar. 4	L	1-2	Buffalo
Mar. 6	W	5-3	Winnipeg
Mar. 8	W	7-3	BOSTON
Mar. 10	L	2-4	TORONTO
Mar. 12	W	6-2	NY RANGERS
Mar. 13	W	3-2	Hartford
Mar. 15	L	4-5*	WASHINGTON
Mar. 17	W	4-2	Boston
Mar. 19	W	5-4	VANCOUVER
Mar. 20	W	2-1	NY Islanders
Mar. 22	T	2-2*	SAN JOSE
Mar. 24	W	5-1	OTTAWA
Mar. 26	L	3-5	Calgary
Mar. 27	L	3-5	Edmonton
Mar. 30	W	3-1	Vancouver
Apr. 3	W	6-2	Boston
Apr. 4	W	2-1	TAMPA BAY
Apr. 6	W	3-1	NEW JERSEY
Apr. 8	L	2-7	New Jersey
Apr. 9	T	1-8	Montreal
Apr. 11	W	4-0	Ottawa

1994-95 PENGUINS REVIEW

(23-16-3) FINISHED 2nd IN NORTHEAST DIVISION

SEASON HIGHLIGHTS

- Joe Mullen becomes the first American-born player to record 1,000 points with an assist on February 7 vs. Florida
- Larry Murphy records his 700th career assist on March 4 vs. Boston.
- Jaromir Jagr records an assist on May 3 and becomes the first European-trained player to win the Art Ross trophy as NHL scoring champion.
- Ron Francis wins the overall league plus/minus award with a plus 30 rating.
- Ron Francis becomes the first Penguin to win the Selke Trophy and the second to win the Lady Byng on July 8.
- Jaromir Jagr is named to the NHL First All-Star Team at right wing and Larry Murphy is named to the Second Team on defense July 8.

MAJOR TRADES

- February 16, 1995 - Acquired Wendell Young from Tampa Bay for future considerations.
- April 7, 1995 - Obtained Norm Maciver and Troy Murray for Martin Straka.
- April 7, 1995 - Acquired Drake Berehowsky from Toronto for Grant Jennings.

FINAL STANDINGS

SCORING

PLAYERS	GP	G	A	PTS	PIM
Jaromir Jagr	48	32	38	70	37
Ron Francis	44	11	48	59	18
Tomas Sandstrom	47	21	23	44	42
Luc Robitaille	46	23	19	42	37
Larry Murphy	48	13	25	38	18
Joe Mullen	45	16	21	37	6
John Cullen	46	13	24	37	66
Kevin Stevens	27	15	12	27	51
Shawn McEachern	44	13	13	26	22
Norm Maciver	41	4	16	20	16
Troy Murray	46	4	12	16	39
Martin Straka	31	4	12	16	16
Ulf Samuelsson	44	1	15	16	113
Chris Joseph	33	5	10	15	46
Lan Barrie	48	3	11	14	66
Mike Hudson	40	2	9	11	34
Kjell Samuelsson	41	1	6	7	54
Greg Hawgood	21	1	4	5	25
Markus Naslund	14	2	2	4	2
Greg Andrusak	7	0	4	4	6
Grant Jennings	25	0	4	4	36
Jim McKenzie	39	2	1	3	63
Chris Tamer	36	2	0	2	82
Drake Berehowsky	29	0	2	2	28
Francois Leroux	40	0	2	2	114
Rusty Fitzgerald	4	1	0	1	0
Richard Park	1	0	1	1	2
Petar Taglianetti	13	0	1	1	12
Jeff Christian	1	0	0	0	0
Philippe DeRouville	1	0	0	0	0
Tom Barrasso	2	0	0	0	0
Wendell Young	10	0	0	0	2
Ken Wregget	38	0	0	0	14
Bench					10

GOALTENDING

PLAYERS (W-L-T)	GP	MP	GA	SO	GAA
Philippe DeRouville (1-0-0)	1	60	3	0	3.00
Ken Wregget (25-9-2)	38	2208	118	0	3.21
Wendell Young (3-6-0)	10	497	27	0	3.26
Tom Barrasso (0-1-1)	2	125	8	0	3.84
TOTALS (29-16-3)	48	2901	158	0	3.27

GAME-BY-GAME RESULTS

DATE	W-L-T	SCORE	OPPONENT
Jan. 20	W	5-3	TAMPA BAY
Jan. 23	W	6-5	FLORIDA
Jan. 25	W	3-2	NY RANGERS
Jan. 27	W	5-4	Ottawa
Jan. 29	W	4-1	Washington
Feb. 1	W	4-3	NY Rangers
Feb. 4	W	6-3	Tampa Bay
Feb. 5	T	3-3*	NEW JERSEY
Feb. 7	W	7-3	Florida
Feb. 9	W	5-2	NY ISLANDERS
Feb. 11	W	3-1	Montreal
Feb. 14	W	5-3	Boston
Feb. 16	W	5-2	Hartford
Feb. 18	L	2-4	HARTFORD
Feb. 19	T	3-3*	Buffalo
Feb. 21	W	5-4	Quebec
Feb. 24	L	2-4	Tampa Bay
Feb. 25	L	1-3	NY ISLANDERS
Feb. 27	W	7-5	QUEBEC
Mar. 2	L	3-6	BUFFALO
Mar. 4	W	4-3*	BOSTON
Mar. 5	L	2-6	PHILADELPHIA
Mar. 7	L	4-5	Quebec
Mar. 9	W	4-2	NY Islanders
Mar. 11	W	6-2	Buffalo
Mar. 13	W	4-2	Montreal
Mar. 15	L	5-8	MONTREAL
Mar. 16	L	2-3	QUEBEC
Mar. 19	W	4-3	OTTAWA
Mar. 21	W	3-2	BUFFALO
Mar. 24	W	5-2	New Jersey
Mar. 26	L	0-2	FLORIDA
Mar. 28	W	6-3	NY Islanders
Apr. 1	W	3-2	Philadelphia
Apr. 5	L	4-8	Hartford
Apr. 8	L	1-2	MONTREAL
Apr. 10	W	4-3	OTTAWA
Apr. 11	W	3-1	Washington
Apr. 15	W	5-2	Ottawa
Apr. 16	L	3-4*	PHILADELPHIA
Apr. 18	W	6-5	NY Rangers
Apr. 22	L	1-2	Washington
Apr. 23	W	4-2	HARTFORD
Apr. 25	T	3-3*	NEW JERSEY
Apr. 26	W	4-1	Boston
Apr. 28	W	4-1	BOSTON
Apr. 30	L	2-5	BOSTON
May 2	L	2-7	WASHINGTON
May 3	L	3-4	Florida

* - Overtime

1995-96 PENGUINS REVIEW

(49-29-4) FINISHED 1st IN NORTHEAST DIVISION

SEASON HIGHLIGHTS

- Mario Lemieux returns to the Penguins lineup on October 7 after a one year medical leave.
- Mario Lemieux scores his 500th career goal on October 28 at the New York Islanders, becoming the second-fastest player to reach the mark.
- Ron Francis records his 1,200th career point on Dec. 26 vs Buffalo.
- The Penguins win their 900th game in franchise history, 9-4, vs. Hartford on Dec. 28.
- Mario Lemieux scores five goals in one game against the St. Louis Blues on March 26.
- Jaromir Jagr sets the NHL record for points (149) and assists (87) in one season by a right wing.

MAJOR TRADES

- August 2 - Acquired Bryan Smolinski and Glen Murray from the Boston Bruins, along with Boston's third round draft pick in the 1996 NHL Entry Draft for Kevin Stevens and Shawn McEachern.
- March 1 - Dave McLlwain acquired from Ottawa for the Penguins eighth round draft choice in the 1996 NHL Entry Draft.
- March 20 - J.J. Daigneault acquired from St. Louis for the Penguins sixth round draft pick in the 1996 NHL Entry Draft.
- March 20 - Alek Stojanov acquired from Vancouver for Markus Naslund.

FINAL STATISTICS

SCORING

PLAYERS	GP	G	A	PTS	PIM
Mario Lemieux	70	69	92	161	54
Jaromir Jagr	82	62	87	149	96
Ron Francis	77	27	92	119	56
Petr Nedved	80	45	54	99	68
Tomas Sandstrom	58	35	35	70	69
Sergei Zubov	64	11	55	66	22
Bryan Smolinski	81	24	40	64	69
Kevin Miller	81	28	25	53	45
Markus Naslund	66	19	33	52	36
Dmitri Mironov	72	3	31	34	88
Glen Murray	69	14	15	29	57
Norm Maciver	32	2	21	23	32
Chris Joseph	70	5	14	19	71
Neil Wilkinson	62	3	14	17	120
Dave Roche	71	7	7	14	130
Chris Tamer	70	4	10	14	153
J.J. Daigneault	57	4	7	11	53
Francois Leroux	66	2	9	11	161
Joe Dziedzic	69	5	5	10	68
Richard Park	56	4	6	10	36
Dave McLlwain	19	2	5	7	6
Brad Lauer	21	4	1	5	6
Corey Foster	11	2	2	4	2
Chris Wells	54	2	2	4	59
Rusty Fitzgerald	21	1	2	3	12
Tom Barrasso	49	0	3	3	18
Ian Moran	51	1	1	2	47
Alek Stojanov	68	1	1	2	130
Ed Patterson	35	0	2	2	38
Ken Wregget	37	0	2	2	8
Drake Berehowsky	1	0	0	0	0
Greg Andrusak	2	0	0	0	0
Stefan Bergkvist	2	0	0	0	2
Jeff Christian	3	0	0	0	2
Len Barrie	5	0	0	0	18
Peter Allen	8	0	0	0	8
Bench					12

GOALTENDING

PLAYERS (W-L-T)	GP	MP	GA	SO	GAA
Ken Wregget (20-13-2)	37	2132	115	3	3.24
Tom Barrasso (29-16-2)	49	2799	160	2	3.43
TOTALS (49-29-4)	82	4948	284	5	3.44

GAME-BY-GAME RESULTS

DATE	W-L-T	SCORE	OPPONENT
Oct. 7	W	8-3	Toronto
Oct. 9	T	6-6*	COLORADO
Oct. 12	L	1-5	CHICAGO
Oct. 14	W	5-2	Anaheim
Oct. 20	T	2-2*	HARTFORD
Oct. 21	L	2-3*	Los Angeles
Oct. 26	W	7-5	NY ISLANDERS
Oct. 28	W	5-3	NEW JERSEY
Nov. 1	W	10-0	Tampa Bay
Nov. 3	T	3-3*	Buffalo
Nov. 4	W	7-4	Philadelphia
Nov. 8	W	7-1	Ottawa
Nov. 10	W	9-1	SAN JOSE
Nov. 11	L	2-3	LOS ANGELES
Nov. 14	W	4-2	Dallas
Nov. 17	W	3-2*	WASHINGTON
Nov. 18	W	3-0	Washington
Nov. 21	L	4-9	NY RANGERS
Nov. 22	L	3-4	NY Rangers
Nov. 25	W	5-3	Buffalo
Nov. 28	W	7-2	Ottawa
Nov. 30	W	9-6	BOSTON
Dec. 1	W	2-1	Florida
Dec. 3	W	5-4	TAMPA BAY
Dec. 5	W	6-3	NY ISLANDERS
Dec. 7	W	7-5	Montreal
Dec. 9	W	6-0	Hartford
Dec. 13	L	3-6	ANAHEIM
Dec. 15	W	5-1	DALLAS
Dec. 17	L	5-6	PHILADELPHIA
Dec. 19	W	7-1	Calgary
Dec. 22	L	2-4	Montreal
Dec. 23	L	0-1	MTREAL
Dec. 26	W	6-3	Buffalo
Dec. 28	W	9-4	Hartford
Dec. 30	W	6-5	Florida
Jan. 1	L	2-4	WASHINGTON
Jan. 3	W	4-1	Ottawa
Jan. 5	W	5-2	Detroit
Jan. 6	L	2-3	ST. LOUIS
Jan. 8	W	8-5	Vancouver
Jan. 12	L	5-6	Montreal
Jan. 13	L	8-10	San Jose
Jan. 16	L	2-5	Colorado
Jan. 17	W	1-0	BUFFALO
Jan. 22	W	7-6*	Boston
Jan. 24	W	4-3	OTTAWA
Jan. 27	W	7-4	Philadelphia
Jan. 29	L	1-2	FLORIDA
Jan. 31	L	1-4	TAMPA BAY
Feb. 3	L	0-3	DETROIT
Feb. 6	W	6-5	Boston
Feb. 7	T	1-1*	NEW JERSEY
Feb. 10	W	6-3	Chicago
Feb. 12	L	1-4	TORONTO
Feb. 16	W	1-0	WINNIPEG
Feb. 18	W	4-3*	NY Rangers
Feb. 21	L	3-6	BUFFALO
Feb. 23	W	5-4	Hartford
Feb. 24	W	3-7	MONTRÉAL
Feb. 27	W	7-4	VANCOUVER
Feb. 29	L	3-7	CALGARY
Mar. 1	W	5-4	EDMONTON
Mar. 5	W	9-4	Winnipeg
Mar. 7	W	5-1	Ottawa
Mar. 9	L	3-4*	New Jersey
Mar. 13	L	2-3	HARTFORD
Mar. 14	L	2-4	BOSTON
Mar. 16	W	4-2	NY Islanders
Mar. 21	W	5-4	Edmonton
Mar. 23	L	5-7	Buffalo
Mar. 24	W	8-2	NY RANGERS
Mar. 26	W	8-4	St. Louis
Mar. 28	W	3-2	FLORIDA
Mar. 30	W	2-1	New Jersey
Mar. 31	L	1-4	PHILADELPHIA
Apr. 4	W	4-2	Washington
Apr. 6	W	2-1	Tampa Bay
Apr. 8	L	4-5	HARTFORD
Apr. 10	L	2-6	NY Islanders
Apr. 11	W	5-3	DTTAWA
Apr. 14	L	5-6	BOSTON

* - Overtime

In June of 1992, Jean Pronovost, Rick Kehoe and the late Bob Johnson were selected as the charter members of the Pittsburgh Penguins Hall of Fame. They were formally inducted on October 22 before the Pens-Detroit game at the Civic Arena. In March of 1994, Syl Apps was named to the Hall of Fame and was formally inducted at the Penguins home game on April 5, 1995 vs the Hartford Whalers. In March of 1996, former Penguins owner Edward J. DeBartolo, defenseman Dave Burrows and Elaine Heufelder, who has worked for the team on the administrative side for 35 years, were selected for induction. The newest members of the Hall of Fame were formally inducted during pre-game ceremonies on March 20, 1997.

The Hall of Fame selection committee is made up of Dave Molinari of the Pittsburgh Post-Gazette, Goose Goslin of KDKA Radio, Bob Grove of the Washington Observer Reporter, Penguins announcers Mike Lange and Paul Steigerwald and Tom McMillan, Cindy Himes and Steve Bovino of the Penguins public relations staff.

BOB JOHNSON

Bob Johnson coached the Penguins to their first-ever Stanley Cup Championship in 1990-91. Johnson, an outstanding college coach and former head coach of the Calgary Flames, became head coach of the Penguins on June 12, 1990, and led the Penguins to its first-ever Patrick Division title with 88 points. The Penguins then went on to win the Patrick Division playoff title and the Wales Conference Trophy to earn the club's first trip to the Stanley Cup Finals. The Penguins reached the mountaintop on May 25, 1991,

with an 8-0 win at Minnesota, capturing Lord Stanley's Cup. Johnson became only the second American-born coach to win the Cup. Only three months later, on November 26, 1991, he passed away at his home in Colorado. Thanks in large part to Coach Bob Johnson, it will always be "A Great Day for Hockey" in Pittsburgh.

JEAN PRONOVOST

Jean Pronovost played 10 seasons with the Penguins (1968-69 to 1977-78) and has played in more Penguins games than any other player (753). A right wing, Pronovost was the first Penguins' player to score 50 goals in a season (52 in 1975-76). He led the team in goal scoring five times and in points twice, and recorded 20 or more goals in nine of his 10 seasons with the Penguins, while playing in over 70 games in eight of those 10 seasons. Pronovost ranks second in club history with 316 goals, fourth in points (603), seventh in assists (287) and is third in game-winning goals (42) and fourth in power play goals (70). He represented the Penguins in the NHL All-Star Game on four occasions, and served as team captain during the 1977-78 season.

RICK KEHOE

Acquired from Toronto on September 13, 1974, Rick Kehoe played 10 seasons with Pittsburgh (1974-75 to 1984-85). A right winger, he scored a career-high 55 goals in the 1980-81 season. Only Mario Lemieux and Jaromir Jagr have more goals in a single season with the Penguins. With Pittsburgh, Kehoe led the team in goals and points on three occasions. He recorded 25 or more goals in nine of his 10 seasons with the Penguins, while topping the 30-goal mark five times. With 636 points as a Penguin, Kehoe ranks second in club history in points, trailing only Lemieux, second in games played (722), third in goals (312), sixth in assists (324), third in power play goals (95), and third in hat tricks (8). He played in the NHL

All-Star Game twice and won the Lady Byng Trophy in 1981.

SYL APPS—

Syl Apps was acquired by the Penguins from the New York Rangers, along with Sheldon Kannegiesser, in January of 1971 for current Edmonton Oilers General Manager Glen Sather. He spent six full seasons and parts of two other seasons in Pittsburgh. He scored 151 goals and 349 assists for 500 points in 495 regular season games, and also had eight points in 19 playoff games. Apps led the team in scoring three times, and currently ranks eighth on the Penguins career list for goals scored, fourth in assists, seventh in points and is tied for tenth in games played, seventh in game-winning goals and fifth in short-handed goals. He led the Penguins in assists five times, including 67 in the 1975-76 season when he captured a career high 99 points (32-67-99). He was also the Most Valuable Player of the 1975 NHL All-Star Game in Montreal. For four years, Apps centered the Pens famous "Century Line" that included right wing Jean Pronovost and left wing Lowell MacDonald. The trio combined for 203 points and 84 goals in 1972-73, 239 points and 107 goals in 1973-74, 214 points and 94 goals in 1974-75 and 276 points and 114 goals in 1975-76.

EDWARD J. DEBARTOLO—

Edward J. DeBartolo bought one-third ownership in the Penguins in 1977 and then purchased the team outright a year later. The brightest moment during his tenure was the team's treasured first Stanley Cup Championship in 1991. With patience and perseverance, the DeBartolo franchise endured a streak of six consecutive seasons without a playoff birth before beginning to rebound in the late '80s and coming within a game of reaching their first conference final in 1989. DeBartolo sold the team to Howard Baldwin, Morris Belzberg and Thomas Ruta in November of 1991. DeBartolo was selected as Man of the Year in 1983 by Vectors/Pittsburgh, was named Youngstown State University's Distinguished Citizen in 1984

and was a 1985 recipient of the Ohio Governor's Award. In 1986, DeBartolo was among 80 people chosen to receive the Ellis Island Medal of Honor, presented to American citizens who have distinguished themselves and preserved the values of their heritage. The medal was first presented in celebration of the Statue of Liberty's 200th birthday, and will only be awarded every 10 years. DeBartolo passed away on December 19, 1994 at the age of 85.

DAVE BURROWS—

Dave Burrows was one of the survivors of a dying breed - the defensive defenseman - and his perfection of the art made him one of the most popular players in Penguins history. The Penguins selected Burrows from the Chicago Blackhawks in the NHL Intra-League Draft in June of 1971. He played with the Penguins through the 1977-78 season and in June of 1978 was traded to Toronto for Randy Carlyle and George Ferguson. Burrows was reacquired by the Penguins in November of 1980 and played with the team through the 1981-82 season. Overall, he played in 724 NHL games with Pittsburgh and Toronto and registered 29 goals and 135 assists for 164 points. Burrows had just 377 penalty minutes in his career, along with six points in 29 playoff games. For the Penguins, he had 24 goals and 108 assists for 132 points in 573 games and four points in 20 playoff games. Burrows was also selected to play in the 1974 and 1976 NHL All-Star Games and was chosen for Team Canada in 1976.

ELAINE HEUFELDER—

Elaine Heufelder has served the Penguins and the Civic Arena for 35 years. She was the executive assistant for the Arena's first building manager, Charles Strong, and worked with Paul Martha and Edward J. DeBartolo, Sr. Throughout her career, she has played a key role in the operation of the building and the team's front office. She continues to assist the senior management staff as an executive assistant to Penguins President Donn Patton and Marketing Consultant Bill Barnes.

PENGUINS TEAM AWARDS

HISTORY: TEAM AWARDS

MICHEL BRIERE MEMORIAL TROPHY - ROOKIE OF THE YEAR - SPONSORED BY DELDITTE & TOUCHE

The Michel Briere Memorial Trophy is awarded to the Penguin player judged to be the best rookie on the team. The trophy is in memory of the late Michel Briere, who was an outstanding rookie in his only season with Pittsburgh in 1969-70.

1967-68	Les Binkley	1982-83	Dave Hannan
1968-69	Jean Pronovost	1983-84	Roberto Romano
1969-70	Michel Briere	1984-85	Mario Lemieux
1970-71	Greg Polis	1985-86	Jim Johnson
1971-72	Dave Burrows	1986-87	No Winner
1972-73	No Winner	1987-88	Rob Brown
1973-74	Ron Lalonde	1988-89	Zarley Zalepski
1974-75	Pierre Larouche	1989-90	Mark Recchi
1975-76	No Winner	1990-91	Jaromir Jagr
1976-77	Greg Malone	1991-92	Jim Paek
1977-78	Peter Lee	1992-93	Shawn McEachern
1978-79	Greg Millen & Rod Schutt	1993-94	No Winner
1979-80	Paul Marshall	1994-95	No Winner
1980-81	Mark Johnson	1995-96	No Winner
1981-82	Mike Bullard	1996-97	Patrick Lalime

SMITHKLINE BEECHAM LEADING POINT SCORER

The SmithKline Beecham Leading Point Scorer Award is presented to the player who scores the most points during the regular season.

1967-68	Les Binkley	1983-84	Mike Bullard
1968-69	Ken Schinkel	1984-85	Mario Lemieux
1969-70	Dean Prentice	1985-86	Mario Lemieux
1970-71	Bryan Hextall	1986-87	Mario Lemieux
1971-72	Syl Apps	1987-88	Mario Lemieux
1972-73	Syl Apps	1988-89	Mario Lemieux
1973-74	Syl Apps	1989-90	Mario Lemieux
1974-75	Ron Schock	1990-91	Mark Recchi
1975-76	Pierre Larouche	1991-92	Mario Lemieux
1976-77	Jean Pronovost	1992-93	Mario Lemieux
1978-79	Greg Malone	1993-94	Jaromir Jagr
1979-80	Rick Kehoe	1977-78	Jean Pronovost
1980-81	Rick Kehoe	1994-95	Jaromir Jagr
1981-82	Rick Kehoe	1995-96	Mario Lemieux
1982-83	Doug Shedden	1996-97	Mario Lemieux

PNC CORPORATION BOB JOHNSON MEMORIAL "BADGER BOB" AWARD

Presented in the memory of the Penguins late head coach, Bob Johnson. The "Badger Bob" Award is presented to the player who, through his performance on the ice, his character and total dedication to his teammates for the success of the team, shows everyday is "A Great Day for Hockey" in western Pennsylvania.

1994-95	Ron Francis & Joe Mullen
1995-96	Jaromir Jagr
1996-97	Joe Mullen

DOLLAR BANK UNSUNG HERO AWARD

The Unsung Hero Award is presented to the team's Unsung Hero, a player who constantly gives 150 percent effort but receives little recognition.

1969-70	Val Fonteyne	1984-85	Gary Rissling
1970-71	Bob Blackburn	1984-85	Gary Rissling
1971-72	Duane Rupp	1985-86	R. Cunneymworth & Dave Hannan
1972-73	Lowell MacDonald	1986-87	Dan Frawley
1973-74	Ron Schock	1987-88	Dave Hunter
1974-75	Gary Inness	1988-89	Bob Errey
1975-76	Ron Stackhouse	1989-90	Bob Errey & Troy Loney
1976-77	Wayne Bianchin	1990-91	Randy Gilhen
1977-78	Dave Schultz	1991-92	Joe Mullen
1978-79	George Ferguson	1992-93	Ron Francis
1979-80	Russ Anderson	1993-94	Joe Mullen
1980-81	Paul Gardner	1994-95	Ken Wregget
1981-82	Pat Boutette	1995-96	Petr Nedved
1982-83	Andre St. Laurent	1996-97	Stu Barnes

PENGUINS TEAM AWARDS

BOOSTER CLUB AWARD

The Penguins Booster Club makes an annual presentation known as the Three Star Award. Booster Club members vote for three stars after every home game and tally their votes at the end of the regular season for the winner.

1974-75	Vic Hadfield	1985-86	Mario Lemieux
1975-76	Dave Burrows	1986-87	Mario Lemieux
1976-77	Dunc Wilson	1987-88	Mario Lemieux
1977-78	Denis Herron	1988-89	Mario Lemieux
1978-79	Randy Carlyle	1989-90	Mario Lemieux
1979-80	George Ferguson	1990-91	Mark Recchi
1980-81	Randy Carlyle	1991-92	Mario Lemieux
1981-82	Michel Dion	1992-93	Mario Lemieux
1982-83	Michel Dion	1993-94	Ron Francis
1983-84	Mike Bullard	1994-95	Jaromir Jagr
1984-85	Mario Lemieux	1995-96	Mario Lemieux
		1996-97	Mario Lemieux

U. S. POSTAL SERVICE DEFENSIVE PLAYER OF THE YEAR AWARD

The Defensive Player of the Year Award recognizes the player who excelled defensively for the team.

1992-93	Tom Barrasso	1995-96	Chris Tamer
1993-94	Ulf Samuelsson	1996-97	Darius Kasparaitis
1994-95	Ulf Samuelsson		

DICK'S SPORTING GOODS PLAYER'S PLAYER AWARD

The players hold a vote at the end of the season for the player they feel exemplifies leadership for the team both on and off the ice, and a player who is dedicated to teamwork.

1968-69	Vai Fonteyne	1982-83	Pat Boutette
1969-70	Jean Pronovost & Dean Prentice	1983-84	Denis Herron
		1984-85	Warren Young
1970-71	Jean Pronovost	1985-86	Terry Ruskowski
1971-72	Jean Pronovost	1986-87	Dan Quinn & Randy Cunneyworth
1972-73	Lowell MacDonald	1987-88	Mario Lemieux
1973-74	Jean Pronovost	1988-89	Randy Hillier
1974-75	Ron Schock	1989-90	Randy Hillier
1975-76	Jean Pronovost	1990-91	Mark Recchi
1976-77	Denis Herron	1991-92	Joe Mullen
1977-78	Denis Herron	1992-93	Mario Lemieux
1978-79	Greg Malone	1993-94	Ron Francis
1979-80	Rick Kehoe	1994-95	Ron Francis
1980-81	Rick Kehoe	1995-96	Ron Francis
1981-82	Mike Bullard	1996-97	Joe Mullen

DISASTER SPECIALISTS "GOOD GUY" AWARD - "BAZ" BASTIEN MEMORIAL AWARD

The "Good Guy" Award is presented by the Pittsburgh Chapter of the Professional Hockey Writers Association to the player who the local members of the PHWA want to acknowledge for his cooperation throughout the year. The award is presented in the memory of the late Aldege "Baz" Bastien, Penguins General Manager from 1976 to 1983.

1983-84	Gary Rissling	1990-91	Phil Bourque
1984-85	Gary Rissling	1991-92	Larry Murphy
1985-86	Terry Ruskowski	1992-93	Kevin Stevens
1986-87	Dan Frawley	1993-94	Joe Mullen
1987-88	R. Cunneyworth	1994-95	Larry Murphy
1988-89	Jim Johnson	1995-96	Petr Nedved
1989-90	Troy Loney	1996-97	Ken Wregget

DONADEO SULLIVAN MEMORIAL AWARD - MASTERTON NOMINEE AWARDED BY ALLEGANY GENERAL HOSPITAL

The Pittsburgh Chapter of the Professional Hockey Writers Association votes for the Pittsburgh Penguins Masterton nominee. Each NHL team selects a Masterton candidate from which the overall winner is chosen. The Masterton candidate is nominated as the player who best exemplifies the qualities of perseverance, sportsmanship and dedication to hockey.

1982-83	Greg Malone	1986-87	R. Cunneyworth
1983-84	Denis Herron	1987-88	Randy Hillier
1984-85	Gary Rissling & Warren Young	1988-89	Phil Bourque
1985-86	Terry Ruskowski	1989-90	Mario Lemieux

HISTORY: TEAM AWARDS

1990-91 Mario Lemieux	1994-95	John Cullen
1991-92 Joe Mullen	1995-96	Ron Francis
1992-93 Mario Lemieux	1996-97	Joe Mullen
1993-94 Kevin Stevens		

COCHRAN AUTOMOTIVE MOST VALUABLE PLAYER AWARD

The Most Valuable Player Award is based on the overall contribution the player makes to the team.

1967-68	Las Binkley	1981-82	Michel Dion
1968-69	Keith McCreary	1982-83	Doug Shedden
1969-70	Jean Pronovost	1983-84	Mike Bullard
1970-71	Ron Schock	1984-85	Mario Lemieux
1971-72	Jean Pronovost	1985-86	Mario Lemieux
1972-73	Dave Burrows	1986-87	Mario Lemieux
1973-74	Syl Apps, Dave Burrows, Jean Pronovost, Lowell MacDonald	1987-88	Mario Lemieux
		1988-89	Mario Lemieux
1974-75	Ron Schock & Ron Stackhouse	1989-90	Mario Lemieux
		1990-91	Mark Recchi
1975-76	Pierre Larouche	1991-92	Mario Lemieux
1976-77	Dunc Wilson	1992-93	Mario Lemieux
1977-78	Pete Mahovlich	1993-94	Ron Francis
1978-79	Ron Stackhouse & Orest Kindrachuk	1994-95	Jaromir Jagr
1979-80	George Ferguson	1995-96	Mario Lemieux
1980-81	Randy Carlyle	1996-97	Mario Lemieux

THE EDWARD J. DEBARTOLO COMMUNITY SERVICE AWARD SPONSORED BY THE CAMERON COCA-COLA

The Edward J. DeBartolo Award recognizes the player who has donated a tremendous amount of time during the season working on community and charity projects.

1991-92	Troy Loney & Phil Bourque	1994-95	Ron Francis & Bryan Trottier
1992-93	Jim Paek & Shawn McEachern	1995-96	Dave Roche
1993-94	Ken Wregget & Tom Barrasso	1996-97	Joe Dziedzic & Chris Tamer

1997 BOB JOHNSON SCHOLARSHIP WINNER

The Johnson Scholarship was started in 1992 and is presented annually to a Western Pennsylvania high school senior for academic excellence, community involvement and providing leadership, sportsmanship and a positive attitude as a member of the school's hockey program. Students must attain a minimum grade point average of 3.20 to qualify for the scholarship.

Colin Simithraaratchy, a senior at Hempfield Area Senior High School was selected as the 1997 Bob Johnson Scholarship winner. The scholarship, sponsored by the Pittsburgh Penguins and the Penguins Booster Club, is for \$2,500.

Simithraaratchy served as Hempfield's starting goaltender for two years. In January 1997, he was named the Pittsburgh Penguins AAA High School Player of the Month after stopping 140 of 151 shots and posting a 2.75 goals against average. He was also named the starting goaltender for the WPIHL South AAA All-Star Team and the WPIHL AAA Team. Aside from hockey, Simithraaratchy has accumulated a 4.0 GPA. He also volunteers at the St. Anne's Nursing Home, the Greensburg-Hempfield Public Library and with the Youth Hockey Development Program. He will attend Penn State University this fall.


PREVIOUS JOHNSON SCHOLARSHIP WINNERS

1992	John Yackmack (Armstrong Central High School)
1993	Charlie Blasko (Greensburg Salem High School)
1994	Ryan Smart (Meadville High School)
1995	John Cullen (Kiski Area High School) & Doug Swingle (Franklin Regional High School)
1996	Brett Houston (Bishop McCort High School)

PENGUINS ALL-TIME UNIFORM NUMBERS

- Hank Bassen, Joe Daley, Paul Hoganson, Cam Newton, Roy Edwards, Jim Rutherford, Bob Johnson, Gordon Laxton, Denis Herron, Richard Harrison, Steve Guenette, Pat Riffin, Wendell Young & Rob Dopson.
- Leo Boivin, Duane Rupp, Rob Paradise, Ed Van Impe, Tom Edur, Tom Bledon, Pat Price, Gilles Lupien, Brian Lundberg, Phil Bourque, Greg Fox, Joe McDonnell, Todd Charlesworth, Chris Dahliquist, Jim Paek & **Chris Tamer**.
- Al MacNeil, John Arbour, Bob Woytowich, Tim Horton, Jack Lynch, Ron Stackhouse, Bennett Wolf, Norm Schmidt, Doug Bodger, Jim Kyte, Jim Paek, Grant Jennings, Sergei Zubov & Stefan Bergkvist.
- Noel Price, Bob Blackburn, Dave Burrows, Dale Tallon, Paul Baxter, Marty McSorley, Phil Bourque, Chris Dahliquist, Dwight Schofield, Larry Murphy, Gord Dineen, Greg Andrusak, Greg Hagwood, Corey Foster & **Kevin Hatcher**.
- Dick Mattiussi, Ted Lanyon, Bryan Watson, Ab DeMarco, Barry Wilkins, Steve Lyon, Mario Faubert, Lex Hudson, Ron Meighan, Bryan Maxwell, Mike Rowe, Ville Siren, Gord Dineen & Ulf Samuelsson.
- Dunc McCallum, Tracy Pratt, Sheldon Kannegisser, Ron Jones, Colin Campbell, Tom Price, Kim Clackson, Bennett Wolf, Errol Thompson, Greg Hotham, Jim Johnson, Todd Charlesworth, Scott Young, Jeff Chychrun Peter Ahola, Mike Ramsey & **Neil Wilkinson**.
- Art Stratton, Lou Angotti, Bryan Hextall, Steve Durbano, Russ Anderson, Rick MacLeish, Ian Turnbull, Rod Buskas & Joe Mullen.
- Val Fonteyne, Jim Wiley, Rick Kehoe, Hartland Monahan, Dave Schultz, Mike Meeke, Bob Stewart, Dave Borrows, Randy Boyd, Tom O'Reagan, Petteri Lehto, Terry Ruskowski, Perry Ganchar, Mark Recchi, Bryan Smolinski, Kevin Miller & **Garry Valk**.
- Andy Bathgate, Charlie Burns, Billy Hicke, Al McDonough, Chuck Arnason, Simon Nolet, Blair Chapman, Mark Johnson, Stan Jonathan, Rich Sutter, Ron Flockhart, John Chabot, Wilf Paiment, Andrew McBain, Tony Tanti, Ron Francis, Len Barrie, Dan Quinn & **Greg Johnson**.
- Earl Ingarfield, George Swarbrick, Keith McCreary, Robin Burns, Ted Shell, Pierre Larouche, Peter Lee, Gary Rissling, Bob Errey, Wayne Babych, Ron Duguay, Dan Quinn, Barry Pederson & **Ron Francis**.
- Gene Ubriaco, Tracy Pratt, Nick Harbaruk, Bernie Lukowich, Vic Hadfield, John Flesch, Tom Cassidy, George Ferguson, Anders Hakansson, Rocky Saganuik, Tim Tookey, Troy Loney, Dwight Mathiasen, Lee Giffin, Alain Lemieux, Warren Young, John Cullen, Alek Stojanov, Shawn Antoski & **Darius Kasparaitis**.
- Ken Schinkel, Blaine Stoughton, Kelly Pratt, Greg Malone, Mitch Lamoureaux, Dean Defazio, Tom O'Reagan, Tom Roulston, Bob Errey, Larry De Palma, Troy Murray, Chris Wells & Richard Park.
- Jim Hamilton & Charlie Simmer.
- Billy Dea, Rick Kessel, Ron Snell, Lowell MacDonald, Rene Robert, Wayne Bianchin, Nick Libett, Doug Shedden, Dan Quinn, Chris Kontos, Bryan Erickson, Jock Callander, Gordie Roberts, Dave Tippett, Brad Lauer & **Stu Barnes**.
- Bob Dillabough, Billy Harris, George Swarbrick, Steve Cardwell, Yvon Labre, Brian McKenzie, Rick Kessel, Bob McManama, Stan Gilbertson, Pat Boutette, Gary Rissling, Randy Cunneynworth, Dave Capuano, Doug Smith, Randy Gihlen, Shawn McEachern, Dmitri Mironov & Joseph Beranek.
- Wayne Hicks, Ron Snell, Glen Sather, Sheldon Kannegisser, Ron Lalonde, Lew Morrison, Derek Sanderson, Kim Davis, Mike Meeke, Gary McAdam, Bennett Wolf, Marc Chorney, Mark Taylor, Jim McGeough, Kevin LaVallee, Charlie Simmer, Steve Gotaas, Jay Caulfield, Mike Hudson & Joe Dziedzic.
- Billy Speer, Bill LeCaine, Ron Schock, Rick Kehoe, Lee Giffin, Brad Aitken & Tomas Sandstrom.
- George Konik, Wally Boyer, Lowell MacDonald, Ross Lonsberry, Kevin McClelland, Tom Roulston, Craig Simpson, Jimmy Mann, Mark Recchi, Richard Zemlak, Jeff Daniels, Ken Priestley & **Francois Leroux**.
- Bob Rivard, Jean Pronovost, Dale Tallon, Greg Sheppard, Rick MacLeish, Grant Sasser, Arto Javanainen, Willy Lindstrom, Dave McLlwain, Randy Gihlen & Bryan Trotter.
- Ab McDonald, Bob Woytowich, Dean Prentice, Robin Burns, John Stewart, Steve Cardwell, Yvon Labre, Jacques Cossette, Yves Bergerson, Pete Mahovich, Paul Marshall, Paul Gardner, Gary Rissling, Moe Mantha, Dave Hunter, Dave Hannan, Jamie Leach, Jeff Daniels, Luc Robitaille, Bryan Smolinski, Greg Johnson & **Roman Oksiuta**.
- Kieth McCreary & Michel Briere.
- Paul Andrea, Greg Polis, Bob Kelly, Brian Spencer, Kim Davis, Mike Bullard, Neil Belland, Dwight Mathiasen, Jim McGeough, Chris Joseph, Wayne Van Dorp, Steve Dykstra, Paul Stanton, Rick

- Tocchet, Norm Maciver & **Jason Woolley**.
23. Mel Pearson, Jean Guy Lagace, Doug Barrie, Rick Kessel, John Stewart, Bob Leiter, Eddie Shack, Larry Bignell, Nelson DeBenedet, Ed Gilbert, Jim Hamilton, Rod Schutt, Gary Rissing, Doug Lecuyer, Rich Sutter, Andy Brickley, Wally Weir, Randy Hillier, Kjell Sameulsson, Paul Stanton, Chris Joesph, Domenic Pittis & **Fredrik Olausson**.
 24. Gary Swain, Rod Zaine, Tim Horton, Eddie Schack, Jean Guy Lagace, Larry Bignell (playoffs only), Mario Faubert, Don Awery, Bob Paradise, Pat Hughes, Marc Chorney, Pat Graham, Rob Garner, Ted Bulley, Kevin McCarthy, Roger Belanger, Dwight Mathiason, Troy Loney, Doug Brown & **Ian Moran**.
 25. Robin Burns, John Stewart, Darryl Edestrand, Nick Beverly, Dennis Owchar, Greg Redquest, Tom Price, Randy Carlyle, Kevin McCarthy, Ted Nolan, Norm Schmidt, Kevin Stevens & **Alek Stojanov**.
 26. Dunc McCallum, Mike McMahon, Syl Apps, Pete Mahovich, Orest Kindrachuk, Paul Mulvey, Steve Gatzos, Wayne Babych, Mike Blaisdeli, Mark Kachowski, Mike Stapleton, Richard Park, Dave McLlwain, Petr Klima, Darius Kasparaitis & Garry Valk.
 27. Jim Morrison, Joe Noris, Jim Shires, Hank Nowak, Yves Bergeron, Pete Laframboise, Mike Corrigan, Jacques Cossette, Rod Schutt, Todd Charlesworth, Gilles Meloche, Scott Bjugstad, Gilbert Delorme, Glen Murray & Eddie Olczyk.
 28. Harvey Bennett, Mario Faubert, Gene Carr, Tom Price, Jim Hamilton, Bob Simpson, Tim Hrynewich, Bruce Crowder, Robert Geale, Steve Gatzos, Dan Frawley, Gordie Roberts, Kjell Samuelsson, Greg Andrusak, Jeff Christian & Craig Muni.
 29. Al Smith, Jim Rutherford, Denis Herron, Andy Brown, Gary Inness, Bob Stumpf, Dunc Wilson, Greg Millen, Michel Dion, Phil Bourque, Markus Naslund & **Tyler Wright**.
 30. Les Binkley, Marv Edwards, Cam Newton, Andy Brown, Gary Inness, Bob Taylor, Gordon Laxton, Paul Gardner, Kim Davis, Gary Edwards, Roberto Romano, Steve Guenette, Alain Chevrier & Phillippe DeRouville.
 31. Michel Plasse, Nick Ricci, Vincent Tremblay, Brian Ford, Carl Mokosak, Rich Tabaracci, Tom Barrasso & **Ken Wregget**.
 32. Dave Hannan, Dave Gortez, Pat Mayer & Peter Taglianetti.
 33. Tony Feltrin, Bob Simpson, Rocky Saganiuk, Bob Gladney, Doug Bodger, Mike Rowe, Mitch Wilson, Zarley Zalapski, Bryan Fogarty, Marty McSorley, Jim McKenzie, Stefan Bergkvist & **Alex Hicks**.
 34. Andre St. Laurent, Tom Thornbury, Greg Tebbutt, Randy Hillier, Ted Nolan, Todd Charlesworth, Lee Giffin, Dwight Mathiasen, Scott Young, Dave Michayluk (playoffs only), Greg Brown, Rusty Fitzgerald & Jeff Christian.
 35. Roberto Romano, Warren Young, Darren Lowe, Ron Duguay, Brad Aitken & **Tom Barrasso**.
 36. Jock Callender, Pat Neaton, Greg Andrusak, Corey Foster, Brad Lauer & J.J. Daigneault.
 37. Justin Duberman, Ladislav Karabin & Greg Andrusak.
 38. Scott Gruhl, Jiri Hirdina, Peter Allen & Andreas Johanassan.
 39. Mike Needham & Peter Allen.
 40. Frank Pietrangelo & **Patrick Lalime**.
 43. Jeff Daniels.
 44. Rob Brown, Todd Nelson, Drake Berehowsky & Ed Patterson.
 45. Mike Needham (playoffs only) & Glen Mulvenna.
 51. **Dave Roche**.
 52. Rusty Fitzgerald.
 55. Larry Murphy & Drake Berehowsky.
 56. Sergei Zubov.
 66. Mario Lemieux.
 68. **Jaromir Jagr**.
 72. Jeff Christian.
 76. Richard Park.
 77. Paul Coffey.
 82. **Martin Straka**.
 85. Petr Kilma.
 92. Rick Tocchet.
 93. **Petr Nedved**.



THE PLAYOFFS: RESULTS

1968 - Did Not Qualify For Playoffs

1969 - Did Not Qualify For Playoffs

1970 - Quarter Finals vs Oakland (Pittsburgh won series, 4-0)

Apr. 8	Oakland	1	at	Pittsburgh	2	W
Apr. 9	Oakland	1	at	Pittsburgh	3	W
Apr. 11	Pittsburgh	5	at	Oakland	2	W
Apr. 12	Pittsburgh	3	at	Oakland	2 (OT)	W

Semi-Finals vs St. Louis (St. Louis won series, 4-2)

Apr. 19	Pittsburgh	1	at	St. Louis	3	L
Apr. 21	Pittsburgh	1	at	St. Louis	4	L
Apr. 23	St. Louis	2	at	Pittsburgh	3	W
Apr. 26	St. Louis	1	at	Pittsburgh	2	W
Apr. 28	Pittsburgh	0	at	St. Louis	5	L
Apr. 30	St. Louis	4	at	Pittsburgh	3	L

1971 - Did Not Qualify For Playoffs

1972 - Quarter Finals vs Chicago (Chicago won series, 4-0)

Apr. 5	Pittsburgh	1	at	Chicago	3	L
Apr. 6	Pittsburgh	2	at	Chicago	3	L
Apr. 8	Chicago	2	at	Pittsburgh	0	L
Apr. 9	Chicago	6	at	Pittsburgh	5 (OT)	L

1973 - Did Not Qualify For Playoffs

1974 - Did Not Qualify For Playoffs

1975 - Preliminary Round vs St. Louis (Pittsburgh won series, 2-0)

Apr. 8	St. Louis	3	at	Pittsburgh	4	W
Apr. 10	Pittsburgh	5	at	St. Louis	3	W

Quarter Finals vs New York Islanders (NY Islanders won series, 4-3)

Apr. 13	NY Islanders	4	at	Pittsburgh	5	W
Apr. 15	NY Islanders	1	at	Pittsburgh	3	W
Apr. 17	Pittsburgh	6	at	NY Islanders	4	W
Apr. 20	Pittsburgh	1	at	NY Islanders	3	L
Apr. 22	NY Islanders	4	at	Pittsburgh	2	L
Apr. 24	Pittsburgh	1	at	NY Islanders	4	L
Apr. 26	NY Islanders	1	at	Pittsburgh	0	L

1976 - Preliminary Round vs Toronto (Toronto won series, 2-1)

Apr. 6	Pittsburgh	1	at	Toronto	4	L
Apr. 8	Toronto	0	at	Pittsburgh	2	W
Apr. 9	Pittsburgh	0	at	Toronto	4	L

1977 - Preliminary Round vs Toronto (Toronto wins series, 2-1)

Apr. 5	Toronto	4	at	Pittsburgh	2	L
Apr. 7	Pittsburgh	6	at	Toronto	4	W
Apr. 9	Toronto	5	at	Pittsburgh	2	L

1978 - Did Not Qualify For Playoffs

1979 - Preliminary Round vs Buffalo (Pittsburgh won series, 2-1)

Apr. 10	Pittsburgh	4	at	Buffalo	3	W
Apr. 12	Buffalo	3	at	Pittsburgh	1	L
Apr. 14	Pittsburgh	4	at	Buffalo	3 (OT)	W

Quarter Finals vs Boston (Boston won series, 4-0)

Apr. 16	Pittsburgh	2	at	Boston	6	L
Apr. 18	Pittsburgh	3	at	Boston	4	L
Apr. 21	Boston	2	at	Pittsburgh	1	L
Apr. 22	Boston	4	at	Pittsburgh	1	L

PITTSBURGH PENGUINS STANLEY CUP PLAYOFF RESULTS, 1968-97

1980 - Preliminary Round vs Boston (Boston won series, 3-2)

Apr. 8	Pittsburgh	4	at	Boston	2	W
Apr. 10	Pittsburgh	1	at	Boston	4	L
Apr. 12	Boston	1	at	Pittsburgh	4	W
Apr. 13	Boston	8	at	Pittsburgh	3	L
Apr. 14	Pittsburgh	2	at	Boston	6	L

1981 - Preliminary Round vs St. Louis (St. Louis won series, 3-2)

Apr. 8	Pittsburgh	2	at	St. Louis	4	L
Apr. 9	Pittsburgh	6	at	St. Louis	4	W
Apr. 11	St. Louis	5	at	Pittsburgh	4	L
Apr. 12	St. Louis	3	at	Pittsburgh	6	W
Apr. 14	Pittsburgh	3	at	St. Louis	4 (2OT)	L

1982 - Preliminary Round vs New York Islanders (Islanders won series, 3-2)

Apr. 7	Pittsburgh	1	at	NY Islanders	8	L
Apr. 8	Pittsburgh	2	at	NY Islanders	7	L
Apr. 10	NY Islanders	1	at	Pittsburgh	2 (OT)	W
Apr. 11	NY Islanders	2	at	Pittsburgh	5	W
Apr. 13	Pittsburgh	3	at	NY Islanders	4 (OT)	L

1983 - Did Not Qualify For Playoffs

1984 - Did Not Qualify For Playoffs

1985 - Did Not Qualify For Playoffs

1986 - Did Not Qualify For Playoffs

1987 - Did Not Qualify For Playoffs

1988 - Did Not Qualify For Playoffs

1989 - Patrick Division Semi-Finals vs New York Rangers (Pittsburgh won series, 4-0)

Apr. 5	NY Rangers	1	at	Pittsburgh	3	W
Apr. 6	NY Rangers	4	at	Pittsburgh	7	W
Apr. 8	Pittsburgh	5	at	NY Rangers	3	W
Apr. 9	Pittsburgh	4	at	NY Rangers	3	W

Patrick Division Finals vs Philadelphia (Philadelphia won series, 4-3)

Apr. 17	Philadelphia	3	at	Pittsburgh	4	W
Apr. 19	Philadelphia	4	at	Pittsburgh	2	L
Apr. 21	Pittsburgh	4	at	Philadelphia	3 (OT)	W
Apr. 23	Pittsburgh	1	at	Philadelphia	4	L
Apr. 25	Philadelphia	7	at	Pittsburgh	10	W
Apr. 27	Pittsburgh	2	at	Philadelphia	6	L
Apr. 29	Philadelphia	4	at	Pittsburgh	1	L

1990 - Did Not Qualify For Playoffs

1991 - Patrick Division Semi-Finals vs New Jersey (Pittsburgh won series, 4-3)

Apr. 3	New Jersey	3	at	Pittsburgh	1	L
Apr. 5	New Jersey	4	at	Pittsburgh	5 (OT)	W
Apr. 7	Pittsburgh	4	at	New Jersey	3	W
Apr. 9	Pittsburgh	1	at	New Jersey	4	L
Apr. 11	New Jersey	4	at	Pittsburgh	2	L
Apr. 13	Pittsburgh	4	at	New Jersey	3	W
Apr. 15	New Jersey	0	at	Pittsburgh	4	W

Patrick Division Finals vs Washington (Pittsburgh won series 4-1)

Apr. 17	Washington	4	at	Pittsburgh	2	L
Apr. 19	Washington	6	at	Pittsburgh	7 (OT)	W
Apr. 21	Pittsburgh	3	at	Washington	1	W
Apr. 23	Pittsburgh	3	at	Washington	1	W
Apr. 25	Washington	1	at	Pittsburgh	4	W

Prince of Wales Conference Finals vs Boston (Pittsburgh won series 4-2)

May 1	Pittsburgh	3	at	Boston	6	L
May 3	Pittsburgh	4	at	Boston	5 (OT)	L
May 5	Boston	1	at	Pittsburgh	4	W
May 7	Boston	1	at	Pittsburgh	4	W
May 9	Pittsburgh	7	at	Boston	2	W
May 11	Boston	3	at	Pittsburgh	5	W

Stanley Cup Finals vs Minnesota (Pittsburgh won series 4-2)

May 15	Minnesota	5	at	Pittsburgh	4	L
May 17	Minnesota	1	at	Pittsburgh	4	W
May 19	Pittsburgh	1	at	Minnesota	3	L
May 21	Pittsburgh	5	at	Minnesota	3	W
May 23	Minnesota	4	at	Pittsburgh	6	W
May 25	Pittsburgh	8	at	Minnesota	0	W

1992 - Patrick Division Semi-Finals vs Washington (Pittsburgh won series 4-3)

Apr. 19	Pittsburgh	1	at	Washington	3	L
Apr. 21	Pittsburgh	2	at	Washington	6	L
Apr. 23	Washington	4	at	Pittsburgh	6	W
Apr. 25	Washington	7	at	Pittsburgh	2	L
Apr. 27	Pittsburgh	5	at	Washington	2	W
Apr. 29	Washington	4	at	Pittsburgh	6	W
May 1	Pittsburgh	3	at	Washington	1	W

Patrick Division Finals vs New York Rangers (Pittsburgh won series 4-2)

May 3	Pittsburgh	4	at	NY Rangers	2	W
May 5	Pittsburgh	2	at	NY Rangers	4	L
May 7	NY Rangers	6	at	Pittsburgh	5 (OT)	L
May 9	NY Rangers	4	at	Pittsburgh	5 (OT)	W
May 11	Pittsburgh	3	at	NY Rangers	2	W
May 13	NY Rangers	1	at	Pittsburgh	5	W

Wales Conference Finals vs Boston (Pittsburgh won series, 4-0)

May 17	Boston	3	at	Pittsburgh	4 (OT)	W
May 19	Boston	2	at	Pittsburgh	5	W
May 21	Pittsburgh	5	at	Boston	1	W
May 23	Pittsburgh	5	at	Boston	1	W

Stanley Cup Finals vs Chicago (Pittsburgh won series, 4-0)

May 26	Chicago	4	at	Pittsburgh	5	W
May 28	Chicago	1	at	Pittsburgh	3	W
May 30	Pittsburgh	1	at	Chicago	0	W
Jun. 1	Pittsburgh	6	at	Chicago	5	W

1993 - Patrick Division Semi-Finals vs New Jersey (Pittsburgh won series, 4-1)

Apr. 18	New Jersey	3	at	Pittsburgh	6	W
Apr. 20	New Jersey	0	at	Pittsburgh	7	W
Apr. 22	Pittsburgh	4	at	New Jersey	3	W
Apr. 25	Pittsburgh	1	at	New Jersey	4	L
Apr. 26	New Jersey	3	at	Pittsburgh	5	W

Patrick Division Finals vs New York Islanders (NY Islanders won series, 4-3)

May 2	NY Islanders	3	at	Pittsburgh	2	L
May 4	NY Islanders	0	at	Pittsburgh	3	W
May 6	Pittsburgh	3	at	NY Islanders	1	W
May 8	Pittsburgh	5	at	NY Islanders	6	L
May 10	NY Islanders	3	at	Pittsburgh	6	W
May 12	Pittsburgh	5	at	NY Islanders	7	L
May 14	NY Islanders	4	at	Pittsburgh	3 (OT)	L

PITTSBURGH PENGUINS STANLEY CUP PLAYOFF RESULTS, 1968-97

1994 - Eastern Conference Quarterfinals vs Washington (Washington wins series, 4-2)

Apr. 17	Washington	5	at	Pittsburgh	3	L
Apr. 19	Washington	1	at	Pittsburgh	2	W
Apr. 21	Pittsburgh	0	at	Washington	2	L
Apr. 23	Pittsburgh	1	at	Washington	4	L
Apr. 25	Washington	2	at	Pittsburgh	3	W
Apr. 27	Pittsburgh	3	at	Washington	6	L

1995 - Eastern Conference Quarterfinals vs Washington (Pittsburgh won series, 4-3)

May 6	Washington	5	at	Pittsburgh	4	L
May 8	Washington	3	at	Pittsburgh	5	W
May 10	Pittsburgh	2	at	Washington	6	L
May 12	Pittsburgh	2	at	Washington	6	L
May 14	Washington	5	at	Pittsburgh	6 (OT)	W
May 16	Pittsburgh	7	at	Washington	1	W
May 18	Washington	0	at	Pittsburgh	3	W

Eastern Conference Semi-Finals vs New Jersey (New Jersey wins series, 4-1)

May 20	New Jersey	2	at	Pittsburgh	3	W
May 22	New Jersey	4	at	Pittsburgh	2	L
May 24	Pittsburgh	1	at	New Jersey	5	L
May 26	Pittsburgh	1	at	New Jersey	2 (OT)	L
May 28	New Jersey	4	at	Pittsburgh	1	L

1996 - Eastern Conference Quarterfinals vs Washington (Pittsburgh wins series, 4-2)

Apr. 17	Washington	6	at	Pittsburgh	4	L
Apr. 19	Washington	5	at	Pittsburgh	3	L
Apr. 22	Pittsburgh	4	at	Washington	1	W
Apr. 24	Pittsburgh	3	at	Washington	2 (4 OT)	W
Apr. 26	Washington	1	at	Pittsburgh	4	W
Apr. 28	Pittsburgh	3	at	Washington	2	W

Eastern Conference Semi-Finals vs New York Rangers (Pittsburgh wins series, 4-1)

May 3	NY Rangers	3	at	Pittsburgh	4	W
May 5	NY Rangers	6	at	Pittsburgh	3	L
May 7	Pittsburgh	3	at	NY Rangers	2	W
May 9	Pittsburgh	4	at	NY Rangers	1	W
May 11	NY Rangers	3	at	Pittsburgh	7	W

Eastern Conference Finals vs Florida (Florida wins series, 4-3)

May 18	Florida	5	at	Pittsburgh	1	L
May 20	Florida	2	at	Pittsburgh	3	W
May 24	Pittsburgh	2	at	Florida	5	L
May 26	Pittsburgh	2	at	Florida	1	W
May 28	Florida	0	at	Pittsburgh	3	W
May 30	Pittsburgh	3	at	Florida	4	L
Jun. 1	Florida	1	at	Pittsburgh	3	L

1997 - Eastern Conference Quarterfinals vs Philadelphia (Philadelphia wins series, 4-1)

Apr. 17	Pittsburgh	1	at	Philadelphia	5	L
Apr. 19	Pittsburgh	2	at	Philadelphia	3	L
Apr. 21	Philadelphia	5	at	Pittsburgh	3	L
Apr. 23	Philadelphia	1	at	Pittsburgh	4	W
Apr. 26	Pittsburgh	3	at	Philadelphia	6	L

PENGUINS CAREER PLAYOFF SCORING 1968-97

PLAYER	GP	G	A	PTS	PIM						
1. Mario Lemieux	89	70	85	155	83	66. Norm MacIver	12	1	4	5	8
2. Kevin Stevens	86	43	57	100	150	67. Dave Tippett	12	1	4	5	14
3. JAROMIR JAGR	98	46	52	98	79	68. Jim Paek	27	1	4	5	8
4. RON FRANCIS	91	31	63	94	85	69. Gord Roberts	43	1	4	5	95
5. Larry Murphy	74	15	57	72	73	70. Tom Bladon	8	0	5	5	2
6. Rick Tocchet	32	15	22	37	68	71. Jim Johnson	11	0	5	5	44
7. Mark Recchi	24	10	24	34	33	72. Pat Boulette	5	3	1	4	8
8. Joe Mullen	62	16	15	31	20	73. Nick Harbaruk	14	3	1	4	20
9. Paul Coffey	23	4	22	26	37	74. MARTIN STRAKA	17	3	1	4	4
10. Phil Bourque	56	13	12	25	107	75. Mario Faubert	10	2	2	4	6
11. PETR NEDVED	23	11	12	23	28	76. Duane Rupp	10	2	2	4	8
12. Troy Loney	66	8	14	22	97	77. Oave Burrows	20	1	3	4	16
13. Rick Kehoe	37	4	17	21	2	78. JOE OZIEOZIC	21	1	3	4	23
14. Jean Pronovost	29	9	9	18	12	79. FRANCOIS LEROUX	33	1	3	4	34
15. Shawn McEachern	48	6	11	17	24	80. Keith McCreary	11	0	4	4	6
16. Ulf Samuelsson	66	4	12	16	123	81. Bob Leiter	4	3	0	3	0
17. Sergei Zubov	18	1	14	15	26	82. Jim Hamilton	6	3	0	3	0
18. George Ferguson	22	4	11	15	13	83. Andre St. Laurent	5	2	1	3	8
19. Rod Schutt	22	8	6	14	26	84. Blair Chaoman	10	2	1	3	9
20. Bryan Trottier	46	7	7	14	57	85. Troy Murray	12	2	1	3	12
21. Randy Carlyle	22	6	8	14	41	86. Chris Joseph	25	2	1	3	20
22. Ron Schock	29	2	12	14	23	87. Wally Boyer	10	1	2	3	0
23. Bob Errey	49	9	4	13	51	88. Dunc McCallum	10	1	2	3	12
24. Ron Stackhouse	32	5	8	13	38	89. Bob Woytowich	10	1	2	3	2
25. Tomas Sandstrom	36	7	5	12	50	90. JASON WOODLEY	5	0	3	3	0
26. Paul Stanton	44	2	10	12	66	91. Greg Hotham	5	0	3	3	6
27. Luc Robitaille	12	7	4	11	26	92. Jim Morrison	8	0	3	3	10
28. Gregg Sheppard	17	4	7	11	2	93. Russ Anderson	10	0	3	3	28
29. John Cullen	20	3	8	11	36	94. IAN MDRAN	13	1	2	3	4
30. Jock Callander	22	3	8	11	12	95. Bryan Hextall	14	0	3	3	43
31. Pierre Larouche	15	2	9	11	2	96. Mike Needham	14	2	0	2	4
32. Lowell MacDonald	15	6	4	10	8	97. Stan Gilbertson	3	1	1	2	2
33. J.J. Daigneault	17	1	9	10	36	98. Nick Libbett	5	1	1	2	0
34. Dan Quinn	11	6	3	9	10	99. Rick MacLish	5	1	1	2	0
35. Bob Kelly	15	6	3	9	23	100. KEVIN HATCHER	5	1	1	2	4
36. Bryan Smolinski	18	5	4	9	10	101. Kevin McClelland	5	1	1	2	5
37. DAVE ROCHE	16	2	7	9	51	102. Bob Stewart	5	1	1	2	2
38. Colin Campbell	19	2	7	9	51	103. Dave Michayluk	7	1	1	2	0
39. Zarley Zalapski	11	1	8	9	13	104. Pat Price	10	1	1	2	49
40. Michel Briere	10	5	3	8	17	105. BRAD LAUER	12	1	1	2	4
41. Rob Brown	11	5	3	8	22	106. Grant Jennings	38	1	1	2	38
42. Mike Bullard	9	4	4	8	4	107. Darryl Edestrand	4	0	2	2	0
43. Syl Apps	19	4	4	8	23	108. Greg Polis	4	0	2	2	0
44. Randy Cunneynworth	11	3	5	8	26	109. Glen Sather	10	0	2	2	17
45. Greg Malone	18	3	5	8	32	110. Gord Dineen	11	0	2	2	8
46. Glen Murray	18	2	6	8	10	111. Val Fonteyne	14	0	2	2	2
47. Peter Taglianetti	39	1	7	8	83	112. Len Barrie	4	1	0	1	8
48. Peter Lee	19	0	8	8	4	113. EDDIE OLCZYK	5	1	0	1	12
49. Ken Schinkel	13	6	1	7	4	114. GREG JOHNSON	5	1	0	1	2
50. Vic Hadfield	10	5	2	7	11	115. Peter Loframboise	9	1	0	1	0
51. Mark Johnson	10	4	3	7	6	116. Randy Gilhen	16	1	0	1	14
52. Paul Gardner	10	2	5	7	10	117. Pete Mahovich	2	0	1	1	0
53. Dean Prentice	12	2	5	7	8	118. Don Awrey	3	0	1	1	0
54. Scott Young	17	1	6	7	2	119. Wayne Bianchin	3	0	1	1	6
55. CHRIS TAMER	31	0	7	7	48	120. Jacques Cossette	3	0	1	1	4
56. Kjell Samuelsson	44	0	7	7	72	121. Dave McLlwain	3	0	1	1	0
57. TOM BARRASSO	82	0	7	7	30	122. Ed Van Impe	3	0	1	1	2
58. Gary McAdam	12	3	3	6	9	123. Tim Horton	4	0	1	1	2
59. Chuck Arnason	9	2	4	6	4	124. Al McDonough	4	0	1	1	0
60. Jiri Hrdina	35	2	4	6	22	125. Eddie Shack	4	0	1	1	15
61. Mike Ramsey	13	0	6	6	4	126. FREDRIK GLAUSSON	5	0	1	1	0
62. Orest Kindrachuk	7	4	1	5	7	127. STU BARNES	5	0	1	1	0
63. Jeff Daniels	12	3	2	5	0	128. ALEX HICKS	5	0	1	1	2
64. Kevin Miller	18	3	2	5	8	129. Frank Petrangolo	5	0	1	1	2
65. Ross Lonsberry	17	2	3	5	13	130. Gary Bissling	5	0	1	1	4
						131. Greg Brown	6	0	1	1	4

PENGUINS STANLEY CUP PLAYOFF SCORING, 1968-97

132. Barry Wilkins	6	0	1	1	4	162. Simon Nolet	3	0	0	0	0
133. Marc Chorney	7	0	1	1	2	163. Michel Plasse	3	0	0	0	0
134. Bob Paradise	7	0	1	1	17	164. STEFAN BERGKVIST	4	0	0	0	2
135. Bob McManama	8	0	1	1	6	165. Steve Cardwell	4	0	0	0	2
136. Dennis Owchar	8	0	1	1	6	166. Kim Davis	4	0	0	0	0
137. Dave Hannan	8	0	1	1	4	167. Pat Graham	4	0	0	0	2
138. Paul Baxter	10	0	1	1	42	168. Richard Park	4	0	0	0	2
139. Tracy Pratt	10	0	1	1	51	169. Jim Rutherford	4	0	0	0	0
140. Dmitri Mironov	15	0	1	1	10	170. Mike Stapleton	4	0	0	0	0
141. Randy Hillier	17	0	1	1	73	171. Dale Tallon	4	0	0	0	4
142. NEIL WILKINSON	20	0	1	1	18	172. Michel Dion	5	0	0	0	0
143. KEN WREGGET	26	0	1	1	9	173. JOSEF BERANEK	5	0	0	0	2
144. Drake Berehowsky	1	0	0	0	0	174. RUSTY FITZGERALD	5	0	0	0	4
145. Larry DePalma	1	0	0	0	0	175. DARIUS KASPARAITIS	5	0	0	0	6
146. Steve Dykstra	1	0	0	0	2	176. Pat Hughes	5	0	0	0	21
147. Greg Hawgood	1	0	0	0	0	177. Doug Brown	6	0	0	0	2
148. Paul Marshall	1	0	0	0	0	178. Les Binkley	7	0	0	0	0
149. Steve Gatzos	1	0	0	0	0	179. Bob Blackburn	7	0	0	0	4
150. Wendell Young	1	0	0	0	0	180. Jim McKenzie	8	0	0	0	4
151. Richard Zemlak	1	0	0	0	10	181. Gary Inness	9	0	0	0	2
152. Mike Corrigan	2	0	0	0	0	182. ALEK STOJANOV	9	0	0	0	19
153. Chris Dahlquist	2	0	0	0	0	183. Rod Buskas	10	0	0	0	23
154. Bob Simpson	2	0	0	0	0	184. Dennis Herron	10	0	0	0	5
155. Lex Hudson	2	0	0	0	0	185. Greg Millen	10	0	0	0	0
156. Craig Muni	3	0	0	0	0	186. Mike Hudson	11	0	0	0	6
157. Larry Bignell	3	0	0	0	2	187. Lew Morrison	13	0	0	0	0
158. Randy Boyd	3	0	0	0	11	188. Jay Caulfield	14	0	0	0	30
159. Kim Clackson	3	0	0	0	37	189. Bryan Watson	14	0	0	0	38
160. Corey Foster	3	0	0	0	4	BENCH					34
161. Al Smith	3	0	0	0	0	TOTALS	160	525	883	1420	3312

CAPS - NHL Rights owned by the Penguins

PENGUINS CAREER PLAYOFF GOALTENDING, 1968-97

PLAYER	GP	MP	GF	GA	ENG	SO	SAVES	AVG	W-L
Wendell Young	1	39	1	1	0	0	10	1.54	0-0
Les Binkley	7	428	18	15	0	0	183	2.10	5-2
Gary Inness	9	540	27	24	3	0	271	2.67	5-4
Michel Plasse	3	180	3	8	0	1	85	2.67	1-2
KEN WREGGET	26	1597	70	76	5	1	816	2.86	13-12
TOM BARRASSO	82	4755	290	235	10	5	2314	2.97	48-31
Frank Pietrangelo	5	288	19	15	1	1	133	3.13	4-1
Denis Herron	10	601	26	35	3	0	300	3.49	3-7
Jim Rutherford	4	240	8	14	0	0	131	3.50	0-4
Greg Millen	10	625	35	40	1	0	297	3.84	4-6
Michel Dion	5	310	13	22	0	0	161	4.26	2-3
TOTALS	160	9802	525	520	23	8	4790	3.18	86-74

PENGUINS CAREER PLAYOFF LEADERS, 1968-97

GAMES PLAYED

1. JAGR	98
2. FRANCIS	91
3. Lemieux	89
4. Stevens	86
5. BARRASSO	82

GOALS

1. Lemieux	70
2. Stevens	43
3. JAGR	46
4. FRANCIS	31
5. Mullen	16

ASSISTS

1. Lemieux	85
2. FRANCIS	63
3. Stevens	57
Murphy	57
5. JAGR	52

POWER PLAY GOALS

1. Lemieux	28
2. Stevens	18
3. JAGR	13
4. Murphy	10

SHORT-HANDED GOALS

1. Lemieux	7
2. JAGR	2
Errey	2

GAME-WINNING GOALS

1. FRANCIS	9
JAGR	9
3. Lemieux	8
Stevens	8

GOALTENDER WINS

1. BARRASSO	48
2. WREGGET	13
3. Inness	5
Binkley	5

GOALS AGAINST AVG.

1. Binkley	2.10
2. Inness	2.67
3. WREGGET	2.86
4. BARRASSO	2.97

SHUTOUTS

1. BARRASSO	5
2. WREGGET	1
Pietrangelo	1
Plasse	1

STANLEY CUP CHAMPIONSHIP TEAMS

1991

Edward J. DeBartolo, Owner; Marie Denise DeBartolo York, President; Paul Martha, Vice President; Craig Patrick, General Manager; Scott Bowman, Director of Player Development and Recruitment; Bob Johnson, Head Coach; Rick Kehoe, Rick Paterson, Barry Smith, Assistant Coaches; Gilles Meloche, Greg Malone, Scouts; Skip Thayer, Trainer; Steve Latin, Equipment Manager; John Weiday, Strength and Conditioning Coach; Mario Lemieux, Captain; Paul Coffey, Randy Hillier, Bob Errey, Alternate Captains; Tom Barasso, Phil Bourque, Jay Caufield, Ron Francis, Randy Gilhen, Jiri Hrdina, Jaromir Jagr, Grant Jennings, Troy Loney, Joe Mullen, Larry Murphy, Jim Paek, Frank Pietrangelo, Barry Pederson, Mark Recchi, Gord Roberts, Ulf Samuelsson, Paul Stanton, Kevin Stevens, Peter Taglianetti, Bryan Trottier, Scott Young, Wendell Young

1992

Howard Baldwin, Morris Belzberg, Thomas Ruta, Owners; Donn Patton, Executive VP/CFD; Paul Martha, Executive VP/General Counsel; Craig Patrick, Executive VP/General Manager; Bob Johnson, Head Coach; Scott Bowman, Director of Player Development & Interim Coach; Barry Smith, Rick Kehoe, Pierre McGuire, Gilles Meloche, Rick Paterson, Assistant Coaches; Steve Latin, Equipment Manager; Skip Thayer, Trainer; John Weiday, Strength and Conditioning Coach; Greg Malone, Les Binkley, Charlie Hodge, John Gill, Ralph Cox, Scouts; Mario Lemieux, Captain; Ron Francis, Bryan Trottier, Kevin Stevens, Bob Errey, Alternate Captains; Phil Bourque, Troy Loney, Rick Tocchet, Joe Mullen, Jaromir Jagr, Jiri Hrdina, Shawn McEachern, Ulf Samuelsson, Kjeil Samuelsson, Larry Murphy, Gord Roberts, Jim Paek, Paul Stanton, Tom Barasso, Ken Wregget, Jay Caufield, Jamie Leach, Wendell Young, Grant Jennings, Peter Taglianetti, Jock Callander, Dave Michayluk, Mike Needham, Jeff Chychrun, Ken Priestlay, Jeff Daniels

PERIODS PLAYOFF RECORDS BY TEAM

OPPONENT	SERIES	W	L	GP	W	L	GF	GA	LAST SERIES
Washington	5	4	1	31	18	13	106	103	1996 CQF-Won 4-2
Boston	4	2	2	19	10	9	67	62	1992 SF-Won 4-0
St. Louis	3	1	2	13	6	7	40	45	1981 PR-Lost 3-2
NY Islanders	3	0	3	19	8	11	58	67	1993 DSF-Lost 4-3
New Jersey	3	2	1	17	9	8	52	51	1995 CSF-Lost 4-1
NY Rangers	3	3	0	15	12	3	64	45	1996 CSF-Won 4-1
Chicago	2	1	1	8	4	4	23	23	1992 F-Won 4-0
Toronto	2	0	2	6	2	4	13	21	1977 PR-Lost 2-1
Buffalo	1	1	0	3	2	1	9	9	1979 PR-Won 2-1
Minnesota	1	1	0	6	4	2	28	16	1991 F-Won 4-2
Oakland	1	1	0	4	4	0	13	6	1970 QF-Won 4-0
Florida	1	0	1	7	3	4	15	20	1996 CF-Lost 4-3
Philadelphia	2	0	3	12	4	8	37	51	1997 CQF-Lost 4-1
TOTAL	31	16	15	160	86	74	525	520	

COACHES PLAYOFF RECORDS

COACHES	SERIES	W-L	GAMES	W-L
Scott Bowman	6	5-1	33	23-10
Bob Johnson	4	4-0	24	16-8
Gene Ubriaco	2	1-1	11	7-4
Red Kelly	3	1-2	14	6-8
Eddie Johnston	8	3-5	46	22-24
Marc Boileau	2	1-1	9	5-4
Johnny Wilson	3	1-2	12	4-8
Ken Schinkel	2	0-2	6	2-4
Craig Patnek	1	0-1	5	1-4
TOTAL	31	16-15	160	86-74

RECORD BY GAME

	OVERALL	HOME	ROAD
GAME ONE	13-18	10-9	3-9
GAME TWO	17-14	14-5	3-9
GAME THREE	18-12	5-6	13-6
GAME FOUR	15-12	6-4	9-8
GAME FIVE	13-8	10-3	3-5
GAME SIX	7-6	3-1	4-5
GAME SEVEN	3-4	2-4	1-0
TOTAL	86-74	50-32	36-42

RECORDS: ALL-TIME/SERIES

PLAYOFF RECORDS - ALL-TIME

Years in the Playoffs	17
Most Consecutive Years in the Playoffs	7 (1991 to 1997)
Most Consecutive Wins	14 (May 9, 1992 to Apr. 22, 1993)#
Most Consecutive Home Wins	9 (May 9, 1992 to Apr. 26, 1993)
Most Consecutive Road Wins	6 (May 11, 1992 to Apr. 22, 1993)

	SERIES PLAYED	W-L
Record in Stanley Cup Finals	2	2-0
Record in SemiFinals/Conference Finals	4	2-2
Record in Quarterfinals/Division Finals	10	4-6
Record in Preliminary Round		
Division SemiFinals/Conference Quarterfinals	15	8-7
Record in Two-Game Series	1	1-0
Record in Three-Game Series	3	1-2
Record in Four-Game Series	6	4-2
Record in Five-Game Series	8	3-5
Record in Six-Game Series	6	4-2
Record in Seven-Game Series	7	3-4

- NHL record

* - Ties NHL record

PLAYOFF RECORDS - SERIES-

MOST GOALS - BOTH TEAMS

2-Game Series	15	(1975) PGH 9 STL 6
3-Game Series	23	(1977) TOR 13 PGH 10
4-Game Series	30	(1989) PGH 19 NYR 11
5-Game Series	41	(1981) PGH 21 STL 20
6-Game Series	45	(1991) PGH 27 BOS 18
7-Game Series	55	(1989) PHI 31 PGH 24
	55	(1995) PGH 29 WSH 26

MOST GOALS, PITTSBURGH

2-Game Series	9	1975 vs St. Louis
3-Game Series	10	1977 vs Toronto
4-Game Series	19	1989 vs NY Rangers
	19	1992 vs Boston
5-Game Series	23	1993 vs New Jersey
6-Game Series	28	1991 vs Minnesota
7-Game Series	29	1995 vs Washington

MOST GOALS, OPPONENT

2-Game Series	6	1975 by St. Louis
3-Game Series	13	1977 by Toronto
4-Game Series	16	1979 by Boston
5-Game Series	22	1982 by NY Islanders
6-Game Series	20	1994 by Washington
7-Game Series	31	1989 by Philadelphia

FEWEST GOALS, BOTH TEAMS

2-Game Series	15	(1975) PGH 9 STL 6
3-Game Series	11	(1976) TDR 8 PGH 3
4-Game Series	19	(1970) PGH 13 OAK 6
5-Game Series	25	(1995) NJ 17 PGH 8
6-Game Series	29	(1970) STL 19 PGH 10
7-Game Series	35	(1996) FLA 20 PGH 15

FEWEST GOALS, PITTSBURGH

2-Game Series	9	1975 vs St. Louis
3-Game Series	3	1976 vs Toronto
4-Game Series	7	1979 vs Boston
5-Game Series	8	1995 vs New Jersey
6-Game Series	10	1970 vs St. Louis
7-Game Series	15	1996 vs Florida

FEWEST GOALS, OPPONENTS

2-Game Series	6	1975 by St. Louis
3-Game Series	8	1976 by Toronto
4-Game Series	6	1970 by Oakland
5-Game Series	13	1991 by Washington
	13	1993 by New Jersey
6-Game Series	16	1991 by Minnesota
7-Game Series	20	1996 by Florida

MOST POWER PLAY GOALS

For	11	1992 vs Washington
Against	9	1989 by Philadelphia
Both Teams	19	(1989) PGH 10 PHI 9

MOST POWER PLAY CHANCES

For	42	1989 vs Philadelphia
	42	1995 vs Washington
Against	44	1995 by Washington
Both Teams	86	(1995) WSH 44 PGH 42

MOST PENALTIES

Pittsburgh	85	1989 vs Philadelphia
Opponent	95	1989 by Philadelphia
Both Teams	180	(1989) PHI 95 PGH 85

FEWEST PENALTIES

Pittsburgh	9	1975 vs St. Louis
Opponent	15	1975 by St. Louis
Both Teams	24	(1975) STL 15 PGH 9

MOST PENALTY MINUTES

Pittsburgh	242	1989 vs Philadelphia
Opponent	270	1989 by Philadelphia
Both Teams	512	(1989) PHI 270 PGH 242

FEWEST PENALTY MINUTES

Pittsburgh	18	1975 vs St. Louis
Opponent	36	1976 by Toronto
Both Teams	61	(1976) TOR 36 PGH 25

PLAYOFF RECORDS - GAME**MOST GOALS**

Both Teams, Home	17	4/25/89 10-7 win vs PHI
Both Teams, Road	12	5/12/93 7-5 loss at NYI
Pittsburgh, Home	10	4/25/89 10-7 win vs PHI
Pittsburgh, Road	8	5/25/91 8-0 win at MIN
Opponent, Home	8	4/13/80 8-3 loss vs BOS
Opponent, Road	8	4/7/82 8-1 loss at NYI

LARGEST MARGIN OF VICTORY

Home	7	4/20/93, 7-0 vs NJO
Road	8	5/25/91, 8-0 at MIN

LARGEST MARGIN OF DEFEAT

Home	5	4/13/80, 8-3 vs BOS
	5	4/25/92, 7-2 vs WSH
Road	7	4/7/82, 8-1 at NYI

MOST POWER PLAY GOALS

For	4	4/29/92 vs WSH
Against	3	Six Times Last - 4/19/96 vs WSH
Both Teams	5	4/23/92 PGH 3 WSH 2
	5	4/29/92 PGH 4 WSH 1
	5	4/19/91 PGH 2 WSH 3

MOST POWER PLAY CHANCES

For	12	4/23/92 vs WSH
Against	11	4/23/92 vs WSH
Both Teams	23	4/23/92 PGH 12 WSH 11

MOST SHORT-HANDED GOALS

For	2	4/23/97 vs PHI
Against	2	Five Times Last - 4/26/97 at PHI

MOST SHOTS

Pittsburgh	49	4/26/70 vs STL
Pittsburgh, OT	65	4/24/96 at WSH
Opponent	61	5/24/96 at FLA
Opponent, OT	63	4/24/96 at WSH

MOST SAVES

Pittsburgh	56	5/24/96 at FLA
Pittsburgh, OT	63	4/24/96 at WSH
Opponent	49	4/26/70 by STL
Opponent, OT	61	4/24/96 by WSH

FEWEST SHOTS

Pittsburgh	17	4/10/80 at BOS
	17	4/19/94 vs WSH
Opponent	16	4/23/70 by STL

FEWEST SAVES

Pittsburgh	14	4/23/70 vs STL
Opponent	12	5/10/93 vs NYI

MOST PENALTIES

Both Teams, Home	48	4/6/89 PGH 25 NYR 23
Both Teams, Road	34	4/8/89 PGH 19 NYR 15
Pittsburgh	25	4/6/89 vs NYR
Opponent	23	4/6/89 by NYR

FEWEST PENALTIES

Both Teams, Home	8	4/26/70 PGH 4 STL 4
	8	4/5/77 PGH 3 TOR 5
	8	5/2/93 PGH 3 NYI 5
Both Teams, Road	3	5/1/92 PGH 2 WSH 1
Pittsburgh	2	5/1/92 at Washington
	2	5/5/92 at NY Rangers
Opponent	1	5/1/92 by WSH

PLAYOFF RECORDS

MOST PENALTY MINUTES

Both Teams, Home	125	4/25/89 PHI 79 PGH 46
Both Teams, Road	149	4/19/70 PGH 83 STL 66
Pittsburgh	83	4/19/70 at STL
Opponent	79	4/25/89 by PHI

FEWEST PENALTY MINUTES

Both Teams, Home	16	5/2/93 NYI 10 PGH 6
Both Teams, Road	6	5/1/92 PGH 4 WSH 2
Pittsburgh	4	5/1/92 at WSH
	4	5/5/92 at NYR
Opponent	2	5/1/92 by WSH

PLAYOFF RECORDS - PERIOD

MOST GOALS

Both Teams, Home	7	4/6/89 PGH 5 NYR 2
	7	4/25/89 PGH 6 PHI 1
Both Teams, Road	8	5/8/93 PGH 4 NYI 4
Pittsburgh, Home	6	4/25/89 vs PHI
Pittsburgh, Road	4	4/9/81 at STL
	4	5/8/93 at NYR
	4	5/16/95 at WSH
Opponent, Home	5	4/13/80 by BOS
Opponent, Road	4	4/8/82 by NYI
	4	5/8/93 by NYI

MOST SHOTS

Pittsburgh, Home	21	4/15/75 vs NYI
Pittsburgh, Road	20	5/7/96 at NYR
Opponent, Home	28	4/21/97 vs PHI
Opponent, Road	23	5/24/96 at FLA

MOST SAVES

Pittsburgh	27	4/21/97 vs PHI
Opponent	21	4/15/75 by NYI

FEWEST SHOTS

Pittsburgh	1	4/19/94 vs WSH
Opponent	2	5/19/92 by BOS

FEWEST SAVES

Pittsburgh	1	5/19/92 vs BOS
Opponent	1	4/19/94 by WSH

MOST PENALTIES

Both Teams, Home	24	4/6/89 vs NYR
Both Teams, Road	18	4/8/89 at NYR
Pittsburgh	13	4/23/92 vs WSH
Opponent	13	4/25/89 by PHI

MOST PENALTY MINUTES

Both Teams, Home	84	4/25/89 PHI 51 PGH 33
Both Teams, Road	80	4/19/70 PGH 40 STL 40
Pittsburgh, Home	35	5/17/91 vs MIN
Pittsburgh, Road	40	4/49/70 at STL
Opponent, Home	51	4/25/89 by PHI
Opponent, Road	40	4/19/70 by STL
	40	4/8/89 by NYR

INDIVIDUAL RECORDS - ALL- TIME

MOST GAMES PLAYED

98 - Jaromir Jagr

MOST GOALS

70 - Mario Lemieux

MOST ASSISTS

85 - Mario Lemieux

MOST POINTS

155 - Mario Lemieux

MOST PENALTY MINUTES

150 - Kevin Stevens

MOST POWER PLAY GOALS

28 - Mario Lemieux

MOST GAMES PLAYED BY A GOALIE

82 - Tom Barrasso

MOST WINS, GOALIE

48 - Tom Barrasso

BEST GOALS AGAINST AVERAGE

2.10 - Les Binkley

MOST MINUTES PLAYED, GOALIE

4,755 - Tom Barrasso

INDIVIDUAL RECORDS - ONE PLAYOFF YEAR

MOST GOALS

17 - Kevin Stevens (1991)

MOST ASSISTS

28 - Mario Lemieux (1991)

MOST POINTS

44 - Mario Lemieux (1991)

MOST PENALTY MINUTES

66 - Phil Bourque (1989)

MOST POWER PLAY GOALS

8 - Mario Lemieux (1992)

MOST GAME-WINNING GOALS

5 - Mario Lemieux (1992)

3 - Mario Lemieux (1991)

MOST GOALS, DEFENSEMAN

5 - Larry Murphy (1991)

MOST ASSISTS, DEFENSEMAN

18 - Larry Murphy (1991)

MOST POINTS, DEFENSEMAN

23 - Larry Murphy (5+18) (1991)

MOST SAVES BY GOALTENDER

578 - Tom Barrasso (1991)

LONGEST GOAL-SCORING STREAK

7 - Mario Lemieux (8 goals) (5/3 to 5/17/91)

7 - Mario Lemieux (10 goals)(4/26 to 5/11/96)

LONGEST ASSIST-SCORING STREAK

10 - Mario Lemieux (16 assists)(4/19 to 5/11/91)

LONGEST POINT-SCORING STREAK

15 - Mario Lemieux

[29 points (11+8)] (4/13 to 5/17/91)

INDIVIDUAL RECORDS - ONE PLAYOFF SERIES

MOST GOALS

9 - Mario Lemieux (1989) vs. Philadelphia

MOST ASSISTS

11 - Ron Francis (1995) vs. Washington

MOST POINTS

17 - Mario Lemieux (1992) vs. Washington

MOST PENALTY MINUTES

43 - Tracy Pratt (1970) vs. St. Louis

43 - Randy Hillier (1989) vs. NY Rangers

INDIVIDUAL RECORDS - ONE PLAYOFF GAME

MOST GOALS

5 - Mario Lemieux (April 25, 1989) vs. Philadelphia

MOST ASSISTS

4 - Paul Coffey (April 25, 1989) vs. Washington

4 - Paul Coffey (April 19, 1991) vs. Washington

4 - Larry Murphy (May 23, 1991) vs. Minnesota

4 - Ron Francis (April 20, 1993) vs. New Jersey

4 - Ron Francis (May 8, 1995) vs. Washington

4 - Ron Francis (May 14, 1995) vs. Washington

4 - Mario Lemieux (April 22, 1996) at Washington

MOST POINTS

8 - Mario Lemieux (April 25, 1989) vs. Phi. (5+3)*

6 - Mario Lemieux (April 23, 1992) vs. Wash. (3+3)

5 - Kevin Stevens (May 9, 1991) at Boston (2+3)

5 - Ron Francis (May 14, 1995) vs. Wash. (1+4)

MOST SHOTS

12 - Kevin Stevens (April 29, 1992) vs. Washington

12 - Jaromir Jagr (April 24, 1996) at Washington

MOST PENALTIES

8 - Kim Clackson (April 13, 1980) at Boston

MOST PENALTY MINUTES

32 - Tracy Pratt (April 19, 1970) at St. Louis

MOST SAVES

56 - Tom Barrasso (May 24, 1996) at Florida

MOST SAVES (OT GAME)

53 - Ken Wregget (April 24, 1996) at Washington

INDIVIDUAL RECORDS - ONE PLAYOFF PERIOD

MOST GOALS

4 - Mario Lemieux (April 25, 1989) vs. Philadelphia*

MOST ASSISTS

3 - Mario Lemieux (April 25, 1989) vs. Philadelphia

3 - Paul Coffey (April 19, 1991) vs. Washington

3 - Ron Francis (May 8, 1995) vs. Washington

MOST POINTS

4 - Mario Lemieux (April 25, 1989) vs. Phi. (4+0)*

4 - Mario Lemieux (April 23, 1992) vs. Wash. (2+2)*

MOST SHOTS

7 - Larry Murphy (April 11, 1991) vs. New Jersey

MOST PENALTIES

6 - Kim Clackson (April 13, 1980) at Boston

MOST PENALTY MINUTES

26 - Kim Clackson (April 13, 1980) at Boston

MOST SAVES

27 - Ken Wregget (April 21, 1997) vs. Phila.

PLAYOFF RECORDS

OVERTIME GAMES

DATE	PLAYER	TIME	OPPONENT	GAME NO.	SCORE
4/24/96	Petr Nedved	79:15	at Washington	Game #4	3-2
5/26/95	Neil Broten (NJ)	18:36	at New Jersey	Game #4	1-2
5/14/95	Luc Robitaille	4:30	vs. Washington	Game #5	6-5
5/14/93	David Volek (NYI)	5:16	vs. NY Islanders	Game #7	3-4
5/17/92	Jaromir Jagr	9:44	at Boston	Game #1	4-3
5/9/92	Ron Francis	2:47	vs. NY Rangers	Game #4	5-4
5/7/92	Kris King (NYR)	1:29	vs. NY Rangers	Game #3	5-6
5/3/91	Vladimir Ruzicka (BOS)	8:14	at Boston	Game #2	4-5
4/19/91	Kevin Stevens	8:10	vs. Washington	Game #2	7-6
4/5/91	Jaromir Jagr	8:52	vs. New Jersey	Game #2	5-4
4/21/89	Phil Bourque	12:08	at Philadelphia	Game #3	4-3
4/13/82	John Tonelli (NYI)	6:10	at NY Islanders	Game #5	3-4
4/10/82	Rick Kehoe	4:14	vs. NY Islanders	Game #3	2-1
4/14/81	Mike Crombeen (STL)	25:16	at St. Louis	Game #5	3-4
4/14/79	George Ferguson	0:47	at Buffalo	Game #3	4-3
4/9/72	Pit Martin (CHI)	0:12	vs. Chicago	Game #4	5-6
4/12/70	Michele Briere	8:28	at Oakland	Game #4	3-2

OPPONENT PLAYOFF SCORING LEADERS VS. PITTSBURGH

PLAYER	TEAM(S)	GP	G	A	PTS	PIM
1. Peter Bondra	Washington	28	16	11	27	2
2. Michal Pivonka	Washington	31	8	18	26	60
3. Dale Hunter	Washington	27	7	17	24	87
4. Joe Juneau	Washington	18	5	17	22	14
5. Calle Johansson	Washington	24	6	14	20	12
6. Ray Bourque	Boston	14	4	14	18	29
7. Mike Ridley	Washington	18	3	15	18	4
8. Dimitri Khristich	Washington	25	6	10	16	25
9. Tim Kerr	Phil./NY Rangers	11	11	5	16	2
10. Brian Leetch	NY Rangers	15	4	12	16	6

OPPONENT PLAYOFF GOALTENDING LEADERS VS. PITTSBURGH

(180 Minute Minimum)

GOALTENDER	TEAM(S)	GP	MIN	GA	SO	AVG.	W-L
1. Glenn Resch	NY Islanders	4	240	4	1	1.00	4-0
2. Jacques Plante	St. Louis	3	180	4	1	1.33	2-1
3. Martin Brodeur	New Jersey	5	318	8	0	1.51	4-1
4. Wayne Thomas	Toronto	5	300	9	1	1.80	3-2
5. Olaf Kolzig	Washington	7	385	12	0	1.87	3-3
6. Gerry Cheevers	Boston	9	540	20	0	2.22	7-2
7. Gary Smith	Oakland/Chicago	5	308	13	1	2.53	1-4

PLAYOFF FASTEST GOALS

FASTEST GOALS BY ONE PENGUINS PLAYER:

TWO :11 - April 17, 1996 - Petr Nedved vs. Washington

FASTEST GOALS BY THE PENGUINS:

TWO :07 - April 13, 1980 - Ron Stackhouse and Rick Kehoe vs. Boston

THREE 1:29 - May 10, 1993 - Mario Lemieux, Rick Tocchet and Larry Murphy vs. NY Islanders

FOUR 4:52 - April 25, 1989 - Mario Lemieux (3) and Bob Errey vs. Philadelphia

FASTEST GOALS BY PENGUINS OPPOSITION:

TWO :25 - April 24, 1975 - Ed Westfall and Garry Howatt (NYI) at NY Islanders
(Both were empty net goals)

FASTEST GOALS AT THE START OF THE GAME:

PENGUINS :15 - April 8, 1981 - Greg Malone at St. Louis

OPPONENT :14 - April 26, 1997 - Eric Lindros (PHI) at Philadelphia

FASTEST GOALS AT THE START OF PERIOD OTHER THAN FIRST:

PENGUINS :24 - April 15, 1975 - Jean Pronovost vs. NY Islanders

OPPONENT :06 - April 25, 1989 - Pelle Eklund (Philadelphia) vs. Pittsburgh*

PLAYOFF HAT TRICKS

PLAYER	DATE	LOCATION	GOALTENDER
	FOR		
Ken Schinkel	April 11, 1970	at Oakland	Gary Smith
Mario Lemieux #	April 25, 1989	vs. Philadelphia	Ron Hextall
Mario Lemieux	April 23, 1992	vs. Washington	Don Beaupre
Ron Francis	May 9, 1992	vs. NY Rangers	Richter-1/Vanbiesbrouck-2
Kevin Stevens*	May 21, 1992	at Boston	Andy Moog
Mario Lemieux	May 11, 1996	vs. NY Rangers	Mike Richter
Jaromir Jagr	May 11, 1996	vs. NY Rangers	Mike Richter
	AGAINST		
Dino Ciccarelli	April 25, 1992	vs. Washington	Barrasso-1/Wregget-2
Dirk Graham	May 30, 1992	at Chicago	Tom Barrasso

* - Four goals # - Five goals

PLAYOFF PENALTY SHOTS

PLAYER	DATE	LOCATION	GOALTENDER	RESULT
	FOR			
Jaromir Jagr	May 11, 1992	at NY Rangers	John Vanbiesbrouck	GOAL
Shawn McEachern	May 13, 1992	vs. NY Rangers	John Vanbiesbrouck	No Goal
	AGAINST			
Michal Pivonka	May 10, 1995	at Washington	Tom Barrasso	No Goal
Joe Juneau	April 24, 1996	at Washington	Ken Wregget	No Goal(OT)

PLAYOFF SHUTOUTS

GOALTENDER	DATE	LOCATION	SCORE	SAVES
	FOR			
Michael Plasse	April 8, 1976	vs. Toronto	2-0	21
Frank Pietrangelo	April 15, 1991	vs. New Jersey	4-0	27
Tom Barrasso	May 25, 1991	at Minnesota	8-0	39
Tom Barrasso	May 30, 1992	at Chicago	1-0	27
Tom Barrasso	April 20, 1993	vs. New Jersey	7-0	6
Tom Barrasso	May 4, 1993	vs. NY Islanders	3-0	26
Ken Wregget	May 18, 1995	vs. Washington	3-0	33
Tom Barrasso	May 28, 1996	vs. Florida	3-0	28
	AGAINST			
Jacques Plante	April 28, 1970	at St. Louis	5-0	21
Gary Smith	April 8, 1972	vs. Chicago	2-0	31
Glenn Resch	April 26, 1975	vs. NY Islanders	1-0	30
Wayne Thomas	April 9, 1976	at Toronto	4-0	26
Don Beaupre	April 21, 1994	at Washington	2-0	27

EASTERN CONFERENCE QUARTERFINALS

PITTSBURGH PENGUINS VS PHILADELPHIA FLYERS

1996-97	GP	W	L	PTS	GF	GA	PPG	SHG	PEN	PIM
PITTSBURGH	5	1	4	2	13	20	4-23	2	33	68
PHILADELPHIA	5	4	1	8	20	13	4-29	2	29	58

AT PITTSBURGH (1-1-0)			AT PHILADELPHIA (0-3-0)		
Apr. 17	Pittsburgh (Wregget)	1 at	PHILADELPHIA (SNOW)	5	WG - LeClair
Apr. 19	Pittsburgh (Wregget)	2 at	PHILADELPHIA (SNOW)	3	WG - Klatt
Apr. 21	PHILADELPHIA (SNOW)	5 at	Pittsburgh (Wregget)	5	WG - LeClair
Apr. 23	Philadelphia (Snow)	1 at	PITTSBURGH (WREGGET)	4	WG - Olczyk
Apr. 25	Pittsburgh (Wregget)	3 at	PHILADELPHIA (SNOW)	6	WG - LeClair

GOALS & SHOTS BY PERIOD	1ST	2ND	3RD	OT	TOTAL
PITTSBURGH	8-44	1-49	4-46	---	13-139
PHILADELPHIA	6-88	7-65	7-60	---	20-213

PITTSBURGH	GP	G	A	PTS	PIM	SOG	+/-	PHILA	GP	G	A	PTS	PIM	SOG	+/-
Jagr	5	4	4	8	4	18	-4	Lindros	5	3	6	9	6	19	+4
Lemieux	5	3	3	6	4	19	-4	LeClair	5	4	1	5	2	25	+3
Francis	5	1	2	3	2	6	-7	Brind'Amour	5	3	2	5	4	21	+1
Moran	5	1	2	3	4	8	+1	Renberg	5	1	4	5	4	11	+2
Nedved	5	1	2	3	12	10	-2	Niinimaa	5	0	5	5	4	21	+6
Woolley	5	0	3	3	0	9	-1	Prospal	5	1	3	4	4	10	E
Hatcher	5	1	1	2	4	12	-5	Falloon	5	3	0	3	0	11	-1
Johnson	5	1	0	1	2	2	-1	Klatt	5	2	1	3	4	8	+4
Dlczyk	5	1	0	1	12	11	-2	Dykhuys	5	0	3	3	0	7	+1
Olausson	4	0	1	1	0	5	-1	Otto	5	1	1	2	0	10	+4
Barnes	5	0	1	1	0	4	E	Podcin	5	1	1	2	8	14	+3
Dziedzi	5	0	1	1	4	5	-1	Desjardins	5	0	2	2	2	13	E
Hicks	5	0	1	1	2	2	-1	Svoboda	5	0	2	2	4	2	+5
Mullen	1	0	0	0	0	0	E	Zubrus	5	1	0	1	4	5	E
Leroux	3	0	0	0	0	0	E	Snow	5	0	1	1	2	0	-
Muni	3	0	0	0	0	0	E	Therien	5	0	1	1	4	16	+2
Tamer	4	0	0	0	4	3	-1	Kordic	1	0	0	0	0	0	E
Beranek	5	0	0	0	2	17	-4	Lacroix	1	0	0	0	0	0	E
Kasparaitis	5	0	0	0	6	7	-4	Druce	4	0	0	0	2	3	E
Wilkinson	5	0	0	0	4	1	-2	Hawerchuk	4	0	0	0	0	3	-1
Wregget	5	0	0	0	2	0	-	Coffey	5	0	0	0	0	14	E
								Bench						4	
TOTAL	5		(13-21-34)		68		139	TOTAL	5		(20-33-53)		58	213	

GOALTENDERS	GP	MP	GF	GA	ENG	SO	AVG	SHOTS	SVCCT	W-L-T
Wregget (P)	5	297:28	13	18	2	0	3.63	211	.915	1-4-0
PITTSBURGH TOTAL	5	300:00	13	20	2	0	4.00	213	.906	1-4-0
Snow (PH)	5	300:00	20	13	0	0	2.60	139	.906	4-1-0
PHILA. TOTALS	5	300:00	20	13	0	0	2.60	139	.906	4-1-0

POWER PLAY GOALS: PITTSBURGH (4 for 23) - Jagr - 2, Francis, Hatcher
 PHILADELPHIA (4 for 29) - Brind'Amour, Falloon, LeClair, Lindros

SHORT-HANDED GOALS: PITTSBURGH (2) - Nedved, Dlczyk
 PHILADELPHIA (2) - Brind'Amour - 2

THE PLAYOFFS: STATISTICS

PLAYER	GP	G	A	PTS	+/-	PIM	PP	SH	GW	OT	S	PP%
Jaromir Jagr	5	4	4	8	-4	4	2	0	0	0	18	22.2
Mario Lemieux	5	3	3	6	-4	4	0	0	0	0	19	15.8
Ron Francis	5	1	2	3	-7	2	1	0	0	0	6	16.7
Petr Nedved	5	1	2	3	-2	12	0	1	0	0	10	10.0
Ian Moran	5	1	2	3	+1	4	0	0	0	0	8	12.5
Jason Woolley	5	0	3	3	-1	0	0	0	0	0	9	.0
Kevin Hatcher	5	1	1	2	-5	4	1	0	0	0	12	8.3
Eddie Olczyk	5	1	0	1	-2	12	0	1	1	0	11	9.1
Greg Johnson	5	1	0	1	-1	2	0	0	0	0	2	50.0
Fredrik Olausson	4	0	1	1	-1	0	0	0	0	0	5	.0
Stu Barnes	5	0	1	1	0	0	0	0	0	0	4	.0
Joe Dziedzic	5	0	1	1	-1	4	0	0	0	0	5	.0
Alex Hicks	5	0	1	1	-1	2	0	0	0	0	2	.0
Joe Mullen	1	0	0	0	0	0	0	0	0	0	0	.0
Francois Leroux	3	0	0	0	0	0	0	0	0	0	0	.0
Craig Muni	3	0	0	0	0	0	0	0	0	0	0	.0
Chris Tamer	4	0	0	0	-1	4	0	0	0	0	3	.0
Josef Beranek	5	0	0	0	-4	2	0	0	0	0	17	.0
Darius Kasparaitis	5	0	0	0	-4	6	0	0	0	0	7	.0
Neil Wilkinson	5	0	0	0	-2	4	0	0	0	0	1	.0
Ken Wregget	5	0	0	0	0	2	0	0	0	0	0	.0
TOTALS	5	13	21	34		68	4	2	1	0	139	9.4

GOALTENDERS	GP	MIN	AVG	WAL	EN	SO	GA	SAVES	EFF
Ken Wregget	5	297	3.64	1-4	2	0	18	211	.915
TOTAL	5	300	4.00	1-4	2	0	20	213	.906

1997 PLAYOFF SCORING LEADERS

PLAYER-TEAM	GP	G	A	PTS	+/-	PPG	SH	GW	S
Eric Lindros - Philadelphia	19	12	14	26	+7	4	0	1	71
Joe Sakic - Colorado	17	8	17	25	+5	3	0	0	50
Claude Lemieux - Colorado	17	13	10	23	+7	4	0	4	73
Valeri Kamensky - Colorado	17	8	14	22	-1	5	0	2	49
Rod Brind'Amour - Philadelphia	19	13	8	21	+9	4	2	1	65
John LeClair - Philadelphia	19	9	12	21	+5	4	0	3	79
Wayne Gretzky - NY Rangers	15	10	10	20	+5	3	0	2	44
Sergei Fedorov - Detroit	20	8	12	20	+5	3	0	4	79
Brendan Shanahan - Detroit	20	9	8	17	+8	2	0	2	82
Peter Forsberg - Colorado	14	5	12	17	-6	3	0	0	35
Sandis Ozolinsh - Colorado	17	4	13	17	-1	2	0	1	39

INDIVIDUAL LEADERS

GOALS

Claude Lemieux - Colorado	13
Rod Brind'Amour - Philadelphia	13
Eric Lindros - Philadelphia	12
Wayne Gretzky - NY Rangers	10
Esa Tikkanen - NY Rangers	9
John LeClair - Philadelphia	9
Brendan Shanahan - Detroit	9

ASSISTS

Joe Sakic - Colorado	17
Valeri Kamensky - Colorado	14
Eric Lindros - Philadelphia	14
Sandis Ozolinsh - Colorado	13
Peter Forsberg - Colorado	12
John LeClair - Philadelphia	12
Janne Niinimaa - Philadelphia	12
Sergei Fedorov - Detroit	12

POWER PLAY GOALS


Valeri Kamensky - Colorado	5
Paul Kariya - Anaheim	4
Claude Lemieux - Colorado	4
Rod Brind'Amour - Philadelphia	4
John LeClair - Philadelphia	4
Eric Lindros - Philadelphia	4
Vyacheslav Kozlov - Detroit	4

GAME WINNING GDALS

Claude Lemieux - Colorado	4
Sergei Fedorov - Detroit	4
Esa Tikkanen - NY Rangers	3
John LeClair - Philadelphia	3
13 tied with 2	

GOALTENDING LEADERS

PLAYER - TEAM	GP	MIN	GA	AVG	SO
Martin Brodeur - New Jersey	10	659	19	1.73	2
Mike Vernon - Detroit	20	1229	36	1.76	1
Guy Hebert - Anaheim	9	534	18	2.02	1
Mike Richter - NY Rangers	15	939	33	2.11	3
Patrick Roy - Colorado	17	1034	38	2.21	3



**MIKE
LANGE**



One of the most talented and unique broadcasters in professional sports - and one of the few ever honored by CNN with its "Play of the Day" - Mike Lange of Fox Sports Pittsburgh enters his 23rd season of Penguins play-by-play. His colorful style, including trademark phrases such as "Look out, Loretta," and "Buy Sam a drink and get his dog one, too," have made him a hit with hockey fans in Pittsburgh, the tri-state area and across North America.

Lange's relationship with the Penguins began in 1974-75, when he broke into the NHL as the radio play-by-play man. He left for one season but returned in 1976-77 and has been a staple of the club's broadcasts ever since. Lange did radio exclusively until 1979, when games were simulcast on radio and TV. Now, he is the primary television play-by-play broadcaster for the Penguins.


A native of Sacramento, California, Lange earned a degree in broadcasting from Sacramento State University before starting his hockey career as the voice of Phoenix Roadrunners (WHL) in 1970. He also served as the play-

by-play voice of the San Diego Gulls (WHL) in 1973-74 before joining the Penguins.

In addition to his tenure with the Penguins, Lange also handled play-by-play for the Pittsburgh Pirates on cable television in 1986-87.

A well-known member of the Pittsburgh community, Lange makes numerous personal public appearances throughout the year and is actively involved in charity work.

**PAUL
STEIGERWALD**



Pittsburgh area native Paul Steigerwald enters his 13th season as a color commentator on Penguins broadcasts. "Steigy," a tireless worker and interviewer, is well-known by coaches and players across the NHL.

Steigerwald developed his interest in hockey as a youngster in Pittsburgh's South Hills - in part because his neighbor, former Penguins general manager Jack Riley, gave local kids tickets to Penguins games.

He attended Kent State University, where he worked as one of the hockey club's broadcasters, and began his profes-

PENGUINS ANNOUNCERS

sional broadcasting career with the Johnstown Red Wings of the EHL in 1979.

Steigerwald joined the Penguins organization in 1980 as director of marketing and also served as intermission host for radio and television broadcasts. In 1985, he joined the broadcast team as color commentator. He left the Penguins front office in 1988 for a position in the sports department of KDKA-TV in Pittsburgh, but still maintained his color commentator duties.

In addition to his Penguins broadcasting work with Fox Sports Pittsburgh, Steigerwald donates time to various local charities throughout the year and serves as emcee of numerous Penguins events. He is the father of two sons, Blake and Dylan.

MATT McCONNELL



Regarded as one of the bright young play-by-play announcers in the hockey world, Matt McConnell enters his fifth season as an NHL broadcaster and his second with the Penguins and Fox Sports Pittsburgh.

Prior to his arrival in Pittsburgh, McConnell was the

radio voice of the Mighty Ducks of Anaheim for three seasons (1993-96). He also was the co-host of DuxTV, a weekly highlights show on ESPN2 in Los Angeles, and was responsible for the creation of the Mighty Ducks radio network.

His hockey broadcasting career began at Michigan State University (1982-85). He then moved on to the IHL with stops in Flint (1985-86) and Peoria (1986-88 and 1992-93) before breaking into the NHL.

Known affectionately as "Mad Dog," McConnell's broadcast experience includes a role as camp counselor at the Sportscasters Camps of America, in addition to commercial voice work for such prominent companies as Toyota, Anheuser Busch, Fuji Film and the Ford Motor Company.

A graduate of Mt. Lebanon High School in the Pittsburgh suburbs, McConnell considers Mike Lange one of three broadcasters who had a major influence on his decision to become a sports broadcaster (the others were Lloyd Pettit and Dan Kelly). Active in local charities, McConnell and his wife, Jennifer - who grew up in Pittsburgh - make their year-round home in the South Hills.

RADIO & TELEVISION PLAY-BY-PLAY ANNOUNCERS


FLAGSHIP RADIO STATIONS		TELEVISION STATIONS	
WTAE	1967-68 to 1968-69 1993-94 to 1996-97	WTAE-TV	1968-69
WEEP	1969-70	WPGH-TV	1970-71 1977-78 to 1980-81
KDKA	1970-71 to 1974-75 1982-83 to 1989-90 1976-77 to 1978-79 1984-85 to 1992-93	WIIC-TV	1971-72 to 1976-77
KQV	1975-76	WPTT-TV	1981-82
WWSW	1979-80 to 1980-81	KBL/FOX SPORTS	1985-86 to present
WDVE	1997-98	PITTSBURGH	1986-87 to present
		KDKA-TV	1990-91 to 1995-96
		WPTT/WPGH	1996-97

RADIO PLAY-BY-PLAY ANNOUNCERS		TELEVISION PLAY-BY-PLAY ANNOUNCERS	
Ed Conway	1967-68 to 1968-69	Ed Conway	1968-69
Bill Hamilton	1969-70	Bill Hamilton	1970-71
Jim Forney	1970-71 to 1972-73	Sam Nover	1971-72 to 1976-77
Joe Starkey	1973-74	Bob Prince	1977-78
Mike Lange	1974-75 1976-77 to 1992-93	Jim Forney	1978-79
Gary Morrell	1975-76	Mike Lange	1979-80 to present
Doug McLeod	1993-94 to 1995-96		
Matt McConnell	1996-97 to present		

COLOR COMMENTATORS	
Greg Benedetti	1973-74 to 1974-75
Jack Riley	1976-77
Terry Schifffhauer	1977-78 to 1983-84
Paul Steigerwald	1984-85 to present
Stan Savran	1993-94 to 1995-96

COMMUNICATIONS STAFF

TOM McMILLAN
VP/Communications



McMillan, 41, enters his second season with the Penguins following a 17-year career in the Pittsburgh sports media as a writer, columnist, editor and broadcaster. He covered the Penguins for the Pittsburgh Post-Gazette from 1987-92 and served as editor of Penguins Report from 1992-96. He also was a talk show host on WTAE Radio and appeared on "Hockey Hotline". McMillan authored a history of the team, "The Penguins: Cellar to Summit," in 1994. He graduated from Point Park College and resides in Shaler.

STEVE BOVINO
Director of Media Relations



Bovino, 29, begins his sixth season with the Penguins and his second as director of media relations. He joined the team as an intern in the public relations department, then served four seasons as assistant director of media relations. Bovino is responsible for overseeing the day-to-day relations between the players and the media, as well as game notes and press releases. He graduated from the College of William & Mary, where he worked in the sports information department, and resides in Mt. Washington.

BRIAN COE
Asst. Director of Media Relations



Coe, 25, enters his first full season as assistant director of media relations. Previously, he worked as assistant director of hockey at the club's practice facility, ICEOPLEX at Southpointe, and as an intern for the Pittsburgh Stingers indoor soccer team. His responsibilities include player interviews, game notes and the club's website (www.pittsburghpenguins.com). He graduated from Ohio University and resides in Mt. Washington.

DEDICATION

The Penguins 1997-98 media guide is dedicated to the memory of Terry Schiffhauer, the club's former PR director, who passed away in July. "Schiff" worked for the Penguins from 1972-88, including a stint as a broadcaster, and was part of the fabric that held the organization together during the Penguins' early years. For the past few seasons, he worked game nights as broadcast coordinator. He is missed by family, friends, co-workers and his many friends in the media.

SEASON PASSES FOR MEDIA: Season passes are issued only to members of the media covering the Penguins on a regular basis.

INDIVIDUAL GAME PASSES: Media members must contact Steve Bovino or Brian Coe in the Penguins media relations office no later than 24 hours before the game. Passes will be issued only to working media and photographers. They will be left at the press gate located at Gate #3 of the Civic Arena. You can reach the press gate from Washington Place, which runs in front of the Arena where the marquis stands. Passes will be available there for one hour after the opening faceoff.

PRESS BOX: The press box is located on the west side of the building above section D-24. It is for game personnel and members of the media covering the games. When necessary, overflow media will be assigned seats in the auxiliary seating area at Section C-3. All members of the media will gain access to the main press box by showing their press pass to the security guard at the door.

PRESS LOUNGE: The press lounge is located across from the locker rooms on the lower level at Gate #3. Members of the media and game night staff must show their press passes at the door for admittance. The press lounge will open two hours prior to game time with dinner and beverages served at a cost of \$5 per individual. The press lounge is equipped with telephones and electrical outlets and is available to the media during and after the game for filing purposes.

GAME NOTES: Game notes and lineup sheets are available in the press lounge and press box before each game. Additional information from the NHL and press releases are also available throughout the season at these locations.

GAME SUMMARIES: Game summaries are available after each period in the press box. Final game summaries are distributed in the press box, press lounge and both home and visitors locker rooms after the game.

OUT OF TOWN SCORES: Out-of-town score sheets are delivered to home and road

broadcasters throughout the game on a regular basis

DRIVING DIRECTIONS TO PITTSBURGH CIVIC ARENA

FROM RT. 279 NORTH (GREATER PITTSBURGH AIRPORT): Follow 279 North toward Pittsburgh...go through Fort Pitt Tunnels (left lane)...proceed straight ahead onto Liberty Avenue...turn right off Liberty Avenue onto Seventh Avenue and cross over Grant Street...make right onto Centre Avenue.

FROM RT. 79 SOUTH (NORTH HILLS): Follow 79 south toward Pittsburgh...take Route 279 south exit (about a mile past Wexford exit)...follow 279 South over Veterans Bridge...take Sixth Street exit, bear left...at the light, turn left onto Bigelow Boulevard.

FROM PENNSYLVANIA TURNPIKE: Traveling the turnpike towards Pittsburgh, take the Pittsburgh/Monroeville exit onto Route 376 West...get off 376 West at Exit 6 staying in right lane...at stop sign, turn right onto Pride Street...follow Pride across Fifth Avenue, at second light, turn left onto Centre Avenue.

LOCKER ROOM ACCESS: The locker room will be open to the media 10 minutes after the conclusion of the game per League requirements. ONLY working members of the media with appropriate identification will be admitted.

POST GAME PROCEDURES: Penguins Head Coach Kevin Constantine will hold a press conference after each game outside the Penguins locker room at Gate #2. The press conference room is located just inside the Penguins locker room entrance at Gate #2, first door on the right. Post game quote sheets for both head coaches will be available after the game in the press lounge, press box and in each locker room.

GAME BROADCAST INTERVIEWS: All requests for pre-tapes and between period interviews with players or coaches must be confirmed during the morning skate. Players or coaches must be confirmed for broadcast interviews before they leave the Civic Arena after the morning skate or they are off-limits for broadcast interviews.

PENGUINS MEDIA INFORMATION

DAILY PRACTICE SESSIONS: Open to all media members. Please confirm location and time with the Penguins media relations office as last minute changes will occur.

PHOTOGRAPHERS: Photographers may shoot from designated areas assigned by the Penguins media relations staff. Photo locations assignments will be posted in the press lounge and press gate for each game. Photo passes must be secured by calling the media relations office at least 24 hours in advance of each game.

CIVIC ARENA LIGHTING: The lighting is mercury vapor supplemented by incandescent lighting for television.

PENGUINS MEDIA HOT LINE: Up-to-date changes in practice time, injury information and player transactions will be put on the Hot Line daily at 10:00 AM and 2:00 PM. The confidential phone number is available from the Penguins media relations staff.

PENGUINS WEB SITE: The Pittsburgh Penguins official website is located at:
www.pittsburghpenguins.com
The website contains press releases, game summaries, game notes, updated statistics, historical information and player and coaches bios.

TV PACKAGE

The Penguins television package continues to be one of the best in professional hockey. This season, Penguins fans will see 54 games on Fox Sports Pittsburgh with 10 games on commercial carrier WPTT/UPN 22 and six on WPGH/Fox 53. The producer/director for all Penguins telecasts is Paul Kosuth. Fox Sports Pittsburgh became the Penguins cable affiliate in 1986, while WPTT/UPN 22 and WPGH/Fox 53 enter their second seasons of televising Penguins games.

RADIO NETWORK

WDVE-FM (102.5) enters its first season as the flagship station of the Penguins. The Penguins radio network consists of 12 stations.

REAL TIME SCORERS/OFF-ICE OFFICIALS

Supervisor of Officials:
Paul Schlosser

Goal Judges:
Leo Rudzki, Joe Ferraro, Jim Ouss

Official Scorers:
Dave Reynolds, Keith Schreiber

Game Timekeeper:
Paul Schlosser

Penalty Timekeepers:
Bob Ferons, Bob Maitland

REAL-TIME SCORERS

Dan Aubele, Jim Gricar, Chris Keller, Eugene Susi,
Phil Spano, Dan Wagner

GAME NIGHT STAFF

Home Dressing Room:
Frank Sciuilli, Tracy Luppe

Visiting Dressing Room:
A.T. Caggiano

Home Runway:
Don Wagner

Visiting Runway:
Don Johnson

PR Game Staff:
John Fedorek, Mike Hughes, Greg Muha,
Christian Pelusi

IN THE CIVIC ARENA

PA Announcer:
John Barbero

Organist
Vince Lascheid

Message Board
Mike Ficcorelli

ATTENDANCE FIGURES

MEDIA INFORMATION: ATTENDANCE/TRAINING CAMP SITES

REGULAR SEASON

Year	Attendance	Dates	Average	SO	Capacity
1967-68	274,049	37	7,407	0	12,580
1968-69	228,285	38	6,008	0	12,580
1969-70	265,936	38	6,998	0	12,580
1970-71	377,182	39	9,671	3	12,580
1971-72	375,711	39	9,634	5	12,580
1972-73	436,601	39	11,195	7	12,866
1973-74	396,197	39	10,159	4	13,431
1974-75	448,977	40	11,224	11	13,404
1975-76	458,198	40	11,455	0	16,402
1976-77	401,580	40	10,040	1	16,404
1977-78	421,933	40	10,548	2	16,033
1978-79	457,209	40	11,430	3	16,033
1979-80	426,156	40	10,653	2	16,033
1980-81	413,407	40	10,335	0	16,033
1981-82	451,965	40	11,299	5	16,033
1982-83	336,300	40	8,408	1	16,033
1983-84	273,550	40	6,839	0	16,033
1984-85	400,711	40	10,018	4	16,033
1985-86	503,020	40	12,576	13	16,033
1986-87	598,614	40	14,965	26	16,033
1987-88	606,638	40	15,166	26	16,168
1988-89	629,345	40	15,734	34*	16,025
1989-90	640,700	40	16,018	34*	16,015#
1990-91	637,072	40	15,927	28	16,164
1991-92	639,736	40	15,993	32	16,164
1992-93	660,290	41	16,105	30	16,164
1993-94	685,589*	41	16,714	11	17,537
1994-95	386,599	24	16,108	9	17,181
1995-96	665,790	41	16,239	20	17,181
1996-97	684,346	41	16,691	21	17,181
TOTALS	14,181,686	1177	11,467	332	

PLAYOFFS

Year	Attendance	Dates	Average	SO
1969-70	53,592	5	10,718	2
1971-72	25,515	2	12,758	1
1974-75	66,833	5	13,367	4
1975-76	13,626	1	13,626	0
1976-77	25,967	2	12,984	0
1978-79	45,702	3	15,234	2
1979-80	26,901	2	13,451	0
1980-81	26,688	2	13,344	0
1981-82	25,457	2	12,729	0
1988-89	96,150	6	16,025	6
1990-91	210,132*	13*	16,164	13*
1991-92	161,640	10	16,164	10
1992-93	129,312	8	16,164	8
1993-94	46,412	3	15,471	0
1994-95	114,894	7	16,413	2
1995-96	171,597	10	17,159	9
1996-97	34,710	2	17,355*	2
TOTALS	1,275,128	83	14,654	59

* Club Record

- The capacity was increased to 16,236 after home game 25 during the 1990-91 season.

PENGUINS TRAINING CAMP SITES

Season	Site	Pre-Season Record	Season	Site	Pre-Season Record
1967-68	Brantford, Ont.	4-1-1	1982-83	Johnstown, PA	1-3-3
1968-69	Brantford, Ont.	1-5-2	1983-84	Johnstown, PA	3-4-1
1969-70	Brantford, Ont.	4-1-2	1984-85	Pittsburgh, PA	2-4-0
1970-71	Brantford, Ont.	4-3-2	1985-86	Pittsburgh, PA	1-5-0
1971-72	Brantford, Ont.	3-2-3	1986-87	Pittsburgh, PA	2-6-0
1972-73	Brantford, Ont.	5-4-1	1987-88	Pittsburgh, PA	5-1-2
1973-74	Brantford, Ont.	4-2-3	1988-89	Pittsburgh, PA	6-3-0
1974-75	Brantford, Ont.	5-4-0	1989-90	Pittsburgh, PA	4-5-1
1975-76	Pittsburgh, PA	2-3-3	1990-91	Pittsburgh, PA	7-2-0
1976-77	Pittsburgh, PA	7-3-0	1991-92	Pittsburgh, PA/Denver, Co	4-3-2
1977-78	Pittsburgh, PA	4-3-0	1992-93	Pittsburgh, PA	3-5-1
1978-79	Pittsburgh, PA	3-5-0	1993-94	Pittsburgh, PA	5-4-0
1979-80	Pittsburgh, PA	3-4-1	1994-95	Pittsburgh, PA	3-5-1
1980-81	Pittsburgh, PA	1-3-2	1995-96	Canonsburg, PA	3-5-1
1981-82	Erie, PA/Pittsburgh, PA	4-1-2	1996-97	Canonsburg, PA	2-6-1

PITTSBURGH MAJOR MEDIA OUTLETS

NEWSPAPERS

Post-Gazette

Dave Molinari
Dejan Kovacevic
Phone: 412/262-1621
FAX: 412/281-1869

Beaver County Times

Mike Prisuta
Phone: 412/775-3200
FAX: 412/775-4180

Penguins Report

Mark Madden
Phone: 412/856-7400
FAX: 412/856-7954

Valley News Dispatch

Phone: 412/224-4321
FAX: 412/226-7788

Tribune-Review

Mike Dudurich
Joe Starkey
Phone: 412/834-1151
FAX: 412/830-6285

McKeesport Daily News

Jeffrey Sisk
Phone: 412/664-3968
FAX: 412/664-3972

Associated Press

Alan Robinson
John Mehno
Phone: 412/281-3747
FAX: 412/281-1869

Indiana Gazette

Phone: 412/465-5555
FAX: 412/3459-4550

Washington Observer Reporter

Bob Grove
Phone: 412/222-2200
FAX: 412/225-2077

Uniontown Herald Standard

Dave Stofchek
Phone: 412/439-7560
FAX: 412/439-7559

North Hills News Record

Phone: 412/772-7374
FAX: 412/772-3915

TELEVISION

KDKA-TV

Bob Pompeani
Paul Steigerwald
John Steigerwald
Bruce Shepman
Phone: 412/575-2232
FAX: 412/575-2871

WPGH (FOX-53)

Alby Dxenreiter
Shawn McCann
Phone: 412/931-8186
FAX: 412/931-4294

WPXI-TV

John Fedko
Sam Nover
Frank Gilbert
Phone: 412/237-1212
FAX: 412/237-4900

FOX SPORTS PITTSBURGH

Paul Kosuth
Guy Junker
Stan Savran
Andy "Potsie" Kosco
Phone: 412/322-9500
FAX: 412/323-9740

WTAE-TV

Pat Parris
Andrew Stockey
El Brown
Phone: 412/244-2659
FAX: 412/244-4628

RADIO

KDKA RADIO

Marvin "Goose" Goslin
Phone: 412/575-2544
FAX: 412/575-2874

WDVE RADIO

Bob McLaughlin
Ed Crow
Phone: 412/937-1441
FAX: 412/937-1207

KQV RADIO

Eric Hagman
Phone: 412/562-5960
FAX: 412/562-5903

WWSW RADIO

Tab Douglas
Phone: 412/231-8560
FAX: 412/323-5313

WTAE RADIO

Bill DiFabio
Phone: 412/244-4550
FAX: 412/244-4596

SPORTS RADIO 1360

Phone: 412/823-1100
FAX: 412/823-1166

Assist: An assist is awarded to the player or players (maximum of two) who touched the puck prior to the goal, provided no defender plays or possesses the puck in between.

Game Played: A player receives credit for playing in a game if: i) he steps on the ice during time played or; ii) serves any penalty.

Game-Winning Goal: After the final score has been determined, the goal which leaves the winning Club one goal ahead of its opponent is the game-winning goal (example: if Team A beats Team B 8-3, the player scoring the fourth goal for Team A receives credit for the game-winning goal).

Game-Tying Goal: The final goal in a tie game.

Goal: A goal is awarded to the last player on the scoring Club to touch the puck prior to the puck entering the net.

Goals-Against Average: Multiply goals allowed (GA) by 60 and divide by minutes played (MINS).

Goaltender Win / Loss / Tie: A goaltender receives a win, tie or loss if he is on the ice when either the game-winning or game-tying goal is scored.

Penalty-Killing Percentage: Subtract total number of power-play goals allowed from total number of shorthanded situations to get total number of power-plays killed. Divide the total

number of power-plays killed by the total number of shorthanded situations.

Plus-Minus: A player receives a "plus" if he is on the ice when his Club scores an even-strength or shorthand goal. He receives a "minus" if he is on the ice for an even-strength or shorthand goal scored by the opposing Club. The difference in these numbers is considered the player's plus-minus statistic.

Power-Play Goal: A goal scored by a Club while it has a manpower advantage due to an opponent's penalty.

Following are some examples of what is and is not considered a power-play goal:

- if a Club has an advantage on a minor penalty starting at 2:02 of the period and it scores at 4:02, the goal is not a power-play goal.
- if a Club scores on a delayed penalty, the goal is not a power-play goal.
- if a Club has an advantage due to a five-minute major or match penalty, that Club is always credited with having one more advantage than the number of power-play goals it scores during that advantage, because the penalty does not expire a new advantage begins after such a power-play goal. For example, if Team A scores three goals during a major

HOW TO FIGURE...

penalty, it is credited with four advantages.

- if a Club is on a power-play for any length of time it considered to have had an advantage.
- if a minor penalty is incurred by a Club on a power-play due to a major penalty, a new advantage is given to that Club when its minor penalty expires, provided the opponent's major penalty is still in effect.

Power-Play Percentage: Total number of power-play goals divided by total number of power-play opportunities.

Save Percentage: Subtract goals allowed (GA) from shots against (SA) to determine saves. Then divide saves by shots against.

Shooting Percentage: Divide the number of goals scored by the number of shots taken.

Shorthand Goal: A goal scored by a Club while it is at a manpower disadvantage due to an opponent's penalty. The same cases apply in a similar but opposite way for shorthand as for power-play goals.

Shot on Goal: If a player shoots the puck with the intention of scoring and if that shot would have gone in the net had the goaltender not stopped it, the shot is recorded as a "shot on goal".

Shutout: If two goaltenders combine for a shutout, neither receives credit for the shutout.

Instead it is recorded as a Club shutout.

Tenths of a Second: If a penalty or goal occurs in the last minute, the time is rounded off to the previous second (ex: if a penalty is called with 12.4 seconds left in a period, the time is indicated as 19:47 and not 19:48).

Tie-Breaking Formula: In the event that two or more Clubs are tied for total points, the order of standings and draft order is determined as follows:

- the Club with the most victories will be placed higher in the standings.
- if Clubs remain tied, the Club earning the most points from the year's head-to-head competition will be placed higher in the standings. In the event an uneven number of home games against one another were played, the first game that created the disparity is discounted. Where more than two Clubs are tied in victories and points, the Club having the greatest percentage of available points earned among each other will be placed higher in the standings.
- if Clubs remain tied, each Club's "Goals Allowed" are subtracted from its "Goals For" during the entire regular season. The Club with the greater differential will be placed higher in the standings.

Executive Offices

— New York, 1251 Avenue of the Americas, 47th Floor, New York, NY 10020-1198, 212/789-2000, Fax: 212/789-2020, FR Fax: 212/789-2080

NHL— Montréal

, 1800 McGill College Avenue, Suite 2600, Montréal, Québec, H3A 3J6, 514/288-9220, Fax: 514/284-0300

NHL — Toronto

75 International Blvd., Suite 300, Rexdale, Ontario, M9W 6L9, 416/798-0809, Fax: 416/798-0852

NHL DIRECTORY

Commissioner	Gary B. Bettman
Senior VP and Chief Operating Officer	Stephen J. Solomon
Senior VP Legal Affairs	William L. Daly
Senior VP and Director of Hockey Operations	Brian P. Burke
VP Hockey Operations (Toronto)	Jim Gregory
VP Public Relations	Arthur Pincus
VP Corporate Communications	Bernadette Mansur
VP Broadcasting	Glenn Adamo
VP Television and Business Affairs	Ellis T. "Skip" Prince III
VP and Chief Financial Officer	Craig Harnett
VP Special Events	Frank Supovitz
VP Security	Dennis Cunningham
VP and General Counsel	David Zimmerman
Associate Counsel	Katherine Jones
Executive Assistant to the Commissioner	Debbie Jordan

Broadcasting / NHL Productions

Vice President, Broadcasting	Glenn Adamo
Coordinating Producer	Ken Rosen
Senior Producer	Darryl Lepik
Director, Broadcasting	Adam Acone
Director, Broadcast Operations / NHLP	Patti Fallick
Director, Scheduling Operations	Steve HatzePetros
Manager, Broadcast Business Affairs	Samuel Esposito, Jr.
Manager, Broadcasting	Todd Goodman

Public Relations

Vice President Public Relations	Arthur Pincus
Managing Director, Public Relations (Toronto)	Gary Meagher
Chief Statistician (Toronto)	Benny Ercolani
Director, Public Relations	Andrew McGowan
Manager, Media Services	Susan Aglietti
Manager, News Services	Greg Inglis
Public Relations Coordinator (Toronto)	David Keon

NHL Enterprises, L.P.

1251 Avenue of the Americas, 47th Floor, New York, NY 10020-1198, (212)789-2000, Fax: (212)789-2020
 NHL Enterprises Canada, L.P. — 75 International Blvd., Suite 301, Rexdale, ON M9W 6L9, (416)798-9388, Fax: (416)793-9395

NHL Europe

Signaustasse 1, 8008 Zurich — Switzerland, 011-411-1-389-8080, Fax: 011-41-1-389-8090

NHL Productions

183 Oak Tree Road, Tappan, NY 10983-2809, 914/365-6701, Fax: 914/365-6010

Public Relations Coordinator	Magdale Labbe
News Services Assistant	Tamir Lipton
Public Relations Assistant	Adam Schwartz
Public Relations Assistant (Toronto)	Chris Tredree

Corporate Communications

Vice President, Corporate Communications	Bernadette Mansur
Director, Corporate Communications	Mary Pat Clarke
Director, Creative Services	David F. Haney
Manager, Corporate Communications	Tracey Cohen
Publicist, Corporate Communications / USA Hockey	Amy Early
Corporate Communications Associate	Sandra Carreon
Community Relations Associate	Adrienne Drennan

Television and Business Affairs

Vice President, Television and Business Affairs	Ellis T. "Skip" Prince III
Director, New Business Development	Bryant S. McBride
Manager, Television and Business Affairs, International	Susanna Mandel-Mantello
Manager, Team Television	John A. Tortora

NHL Enterprises, L.P.

President	Rick Dudley
Senior VP and General Counsel	Richard Zahnd
Group VP Marketing	Ed Horne
VP Youth Marketing	Dina Gilbertie
VP Consumer Products Marketing	Brian Jennings
VP Fan Development	Ken Yaffe
Group Director, Special Projects / Promotional Services	Glenn Horine
Managing Director, NHL Enterprises, B.V.	Brad Kwong
General Manager and Executive Producer, NHL Interactive CyberEnterprises	Charlie Schmitt
Director, Club Marketing	Scott Carmichael
Director, Off-Ice Programs	Brian Mullen

1997-98 KEY DATES

October

TBA Waiver Draft

1 81st NHL Regular Season begins

3-4 Game One, Anaheim vs. Vancouver in Tokyo, Japan
NOTE: In Japan, these dates are October 4-5

November

17 Hockey Hall of Fame Induction Celebration, Toronto

December

TBA Board of Governors Meeting

19 Roster Freeze in effect. For all players on an NHL roster as of midnight local time December 19, a roster freeze shall apply through midnight local time December 27, with respect to waivers, trades and any other player assignments; provided, however, that players may be recalled to NHL clubs during this period.

25 World Junior Hockey Championship (through January 3), Finland

January

Pinnacle / NHL FANTasy, Vancouver

17 NHL All-Star Saturday, General Motors Place

18 48th NHL All-Star Game, General Motors Place

February

TBA NHL / CHL Top Prospects Game, Maple Leaf Gardens

8 NHL Winter Break

25 NHL Season Resumes

March

24 Trading Deadline (3 PM ET)

April

TBA Lester Patrick Award Luncheon

19 End of regular season

22 Stanley Cup Playoffs begin

May

1 World Championships (through May 17), Switzerland

TBA Entry Draft Drawing

June

23 Last possible date for completion of Stanley Cup Championship

25 NHL Awards Television Special, Toronto

26 Expansion Draft, Buffalo

26 Top Prospect Preview, Buffalo

27 NHL Entry Draft, Buffalo

July

1 Eligible players transferred to free agent list