

PITTSBURGH PENGUINS
2008.09 MEDIA GUIDE



Highmark is behind her,
and grants that support many healthy causes.

We see it as an ongoing race. To improve the quality of peoples' lives by investing in the local communities we serve. That's why in 2007, Highmark granted \$6.3 million to 1,800 non-profits across Pennsylvania. Making our presence felt in every neighborhood in the region. And, in all walks of life.



A HELPING HAND IN THE PLACES WE CALL HOME.



An Independent Licensee of the Blue Cross and Blue Shield Association

TABLE OF CONTENTS

PITTSBURGH PENGUINS

Administrative Offices
 One Chatham Center, Suite 400
 Pittsburgh, PA 15219
Phone: (412) 642-1300
FAX: (412) 642-1859

Hockey Operations and Media Relations
 Mellon Arena
 66 Mario Lemieux Place
 Pittsburgh, PA 15219
Media Relations FAX: (412) 642-1322

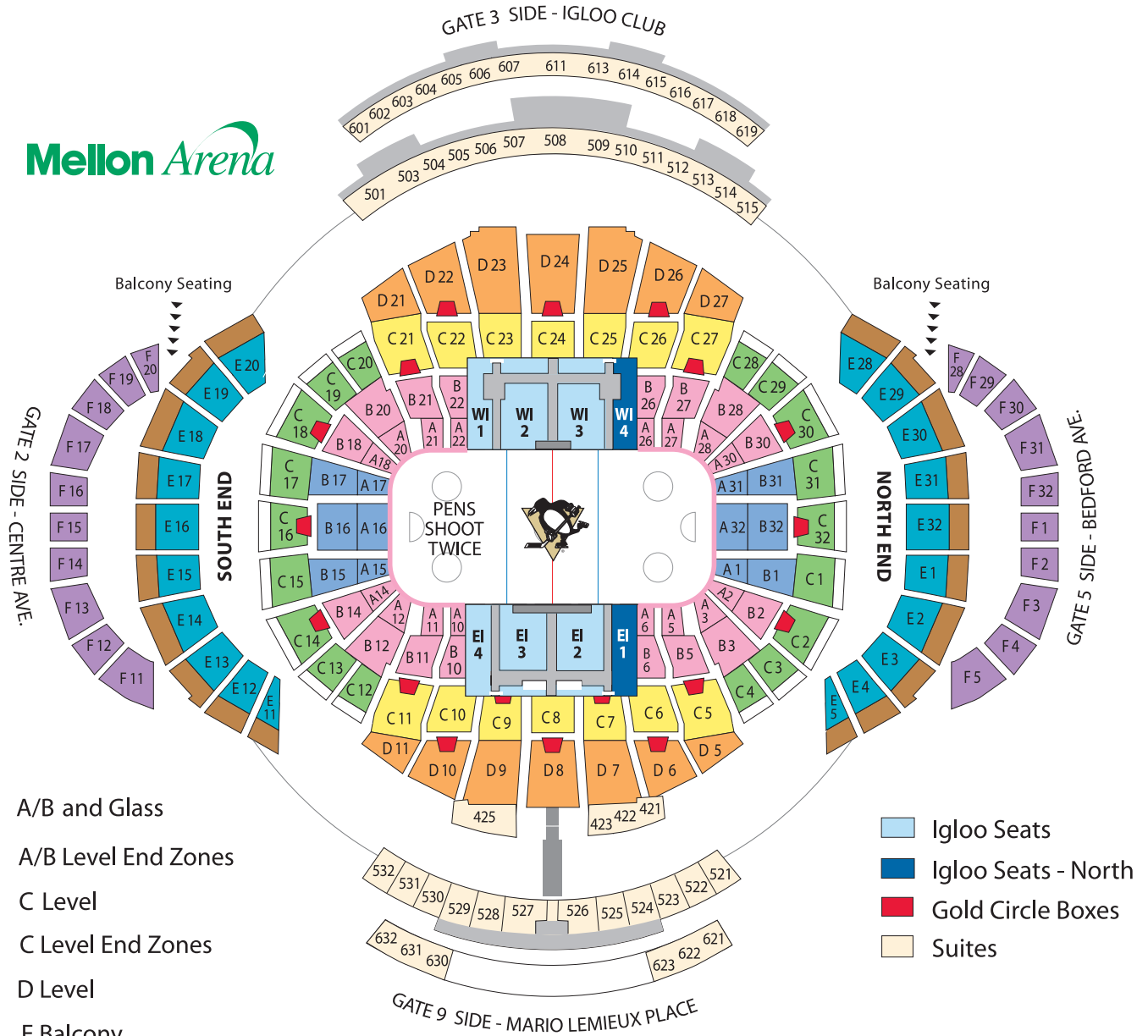
Table Of Contents	3	Skates & Plates Charity Gala	20	Miroslav Satan - 81	53
Seating Chart	6	United Way of Allegheny County	20	Rob Scuderi - 4	55
Mellon Arena	7	Children's Hospital Visit	20	Jordan Staal - 11	57
New Pittsburgh Arena	8	Highmark Blue Cross/Blue Shield Tickets for Kids CharitiesPower Play Program	20	Darryl Sydor - 5	59
Front Office	9	Pen Pals Program	21	Petr Sykora - 17	61
Mario Lemieux	9	Sidney Crosby Charity Suite Program	21	Jeff Taffe - 22	63
Ron Burkle	10	Public Service Announcements	21	Max Talbot - 25	65
Ken Sawyer	11	In Kind Donations	21	Ryan Whitney - 19	67
David Morehouse	11	Fundraisers and Collections	21	Kris Beech	69
Ray Shero	12	Penguins Ladies Holiday Online Auction	21	Paul Bissonnette	70
Chuck Fletcher	12	Game Night Drives	21	Aaron Boogaard	71
Michel Therrien	13	Charity Cookbook	21	David Brown	72
Andre Savard	14	Birthday Announcements	21	Luca Caputi	73
Mike Yeo	14	Alumni Charity Golf Classic	21	John Curry	74
Gilles Meloche	14	Youth Hockey Support	22	Jon D'Aversa	75
Jason Botterill	15	Penguins Cup Championships	22	Deryk Engelland	76
Tom Fitzgerald	15	YMCA Junior Penguins Hockey Program	22	Jonathan Filewich	77
Eddie Johnston	15	Street Pals	22	Alex Goligoski	78
Dan MacKinnon	16	Youth Hockey Camps & Clinics	22	Dave Gove	79
Jay Heinbuck	16	High School Players of the Month	22	Adam Henrich	80
Dan Bylsma	16	Hockey in the Hood	22	Connor James	81
Todd Reirden	16	Staff Directory	23	Dustin Jeffrey	82
Equipment Staff	17	Players	24	Nick Johnson	83
Medical/Training Staff	17	Matt Cooke - 24	25	T.J. Kemp	84
Hockey Support Staff	17	Sidney Crosby - 87	27	Mark Letestu	85
Scouting Staff	17	Pascal Dupuis - 9	29	Ben Lovejoy	86
In The Community	18	Mark Eaton - 7	31	Chris Minard	87
Educational Programs	19	Ruslan Fedotenko - 26	33	Joey Mormina	88
Continuing Education Scholarships	19	Marc-Andre Fleury - 29	35	Janne Pesonen	89
Bob Johnson Memorial Scholarships	19	Hal Gill - 2	37	Danny Richmond	90
Alumni Scholarship Program	19	Eric Godard - 28	39	Ryan Stone	91
Iceburgh	19	Sergei Gonchar - 55	41	Bill Thomas	92
Good Will Programs	19	Tyler Kennedy - 48	43	Tim Wallace	93
Score One for Life Blood Drives	19	Kris Letang - 58	45	In The System	94
Food & Toy Collections	20	Evgeni Malkin - 71	47	Wilkes-Barre/Scranton	101
Make-A-Wish Foundation	20	Brooks Orpik - 44	49	2008-09 Schedule	101
Project Bundle-Up	20	Dany Sabourin - 30	51	Wheeling	102
				2008-09 Schedule	102

2007-08 In Review	103	Chicago Blackhawks	133	Assists	228
NHL Standings	104	Colorado Avalanche	135	Points	229
Eastern Conference	104	Columbus Blue Jackets	137	Power-Play Goals	229
Western Conference	104	Dallas Stars	139	Game-Winning Goals	229
Season Records	105	Detroit Red Wings	141	Short-Handed Goals	230
Scoring Leaders	105	Edmonton Oilers	143	Shots	230
Goals	105	Florida Panthers	145	Shooting Percentage	230
Goaltending Leaders	105	Los Angeles Kings	147	Overtime Goals	230
Wins	105	Minnesota Wild	149	Power-Play Points/Assists [Season]	231
Assists	105	Montreal Canadiens	151	Games By a Goaltender	231
Save %	105	Nashville Predators	153	Victories	231
PP Goals	105	New Jersey Devils	155	Shutouts	231
Shutouts	105	New York Islanders	157	Season Leaders	232
Game By Game	106	New York Rangers	159	Goals	232
First Half	106	Ottawa Senators	161	Assists	232
Second Half	107	Philadelphia Flyers	163	Points	233
Home Games	108	Phoenix Coyotes	165	GW Goals	233
Road Games	109	San Jose Sharks	167	PP Goals	234
Statistics	110	St. Louis Blues	169	SH Goals	234
2007-08 Scoring	110	Tampa Bay Lightning	171	Penalty Mins	235
Fast Facts	111	Toronto Maple Leafs	173	Shots	235
Record In 10-Game Segments	111	Vancouver Canucks	175	Plus/Minus	236
Situational Records	111	Washington Capitals	177	G.A.A.	236
Record vs. Divisions/Conference	111	2008-09 On-Ice Officials	179	Shutouts	237
League Rankings	111	History	180	Wins	237
Record By Months	111	Penguins Hall of Fame	181	Team Records	238
Transactions	112	Openers	185	Season	238
Highlights	113	Home (21-12-7)	185	Game	241
Team Single Game Highlights	115	Road (15-17-8)	185	Period	243
Team Season Highlights	115	Season Records	186	Player Records	244
Goaltending Highlights	115	Overall	186	Season	244
Scoring Summary	116	Home	187	Game	246
Team Leaders	117	Road	188	Period	246
Injuries	118	Former Penguins	189	Month	246
Superlatives	119	Goaltenders	220	Goaltenders	247
Individual Single Game Highlights	119	All-Time Statistics	220	Streaks	249
Individual Season Highlights	119	Team Operations	221	Month By Month	251
OPPONENTS	120	General Managers	221	Overtime	252
Anaheim Ducks	121	Head Coaches	221	All-Time Overtime Record	252
Atlanta Thrashers	123	Coaches Yearly	222	All-Time Overtime vs. Each Team	252
Boston Bruins	125	Captains, Presidents, Scouts	227	Wins	253
Buffalo Sabres	127	All-Time Leaders	228	Losses	255
Calgary Flames	129	Games Played	228	Overtime Scoring	257
Carolina Hurricanes	131	Goals	228		

Table of Contents

Shootout	258	1982-83	339	Series	406
All-Time Record	258	1983-84	341	Game	407
All-Time vs. Each Team.	258	1984-85	343	Period	408
All-Time Results	259	1985-86	345	Fastest Goals	408
All-Time Conversion Rates	260	1986-87	347	Team Leaders	409
Penguins Shooters	260	1987-88	349	Shutouts	409
Pens Goalies	261	1988-89	351	Hat Tricks	410
Opponent Goalies	261	1989-90	353	Penalty Shots	410
Opponent Shooters	262	1990-91	355	Opponent Leaders	411
Hat Tricks	263	1991-92	357	Scoring.	411
Hat Tricks Against	267	1992-93	359	Goaltending.	411
Special Teams	271	1993-94	361	Media Information	412
Penalty Shots	272	1994-95	363	Daily Practice Sessions	413
Opponent Penalty Shots	274	1995-96	365	Individual Game Credentials	413
Shutouts	275	1996-97	367	Press Box	413
Shutouts Against	278	1997-98	369	Press Lounge	413
Fastest Goals	281	1998-99	371	Locker Room Access	413
Teams	281	1999-00	373	Game Broadcast Interviews	413
Individuals	282	2000-01	375	Postgame Procedures	413
Draft Picks All-Time	283	2001-02	377	Services	413
Mellon Arena Records	290	2002-03	379	Photographers	413
Team Records	290	2003-04	381	Information Hotline	413
Individual Records	290	2005-06	383	Radio Network	413
Comebacks	291	2006-07	385	Television Coverage	413
Historic Dates	292	Attendance	387	FSN Pittsburgh	
Uniform History	299	Regular Season	387	Broadcast Team	415
Uniform Numbers	302	Playoffs	388	Paul Steigerwald	415
Honors/Awards	305	Training Camp	389	Bob Errey.	415
All-Star Game	307	Sites and Records By Year	389	Penguins Radio Network	415
1967-68	309	Team Awards	390	Mike Lange	415
1968-69	311	Playoff History	393	Phil Bourque	415
1969-70	313	Game By Game	394	2008.09 Critical Dates	416
1970-71	315	Playoff Records	399	2008.09 Hockey Operations	417
1971-72	317	All-Time Against Opponents	399	2009 Entry Draft	417
1972-73	319	Coach Records.	399	Roster Information	418
1973-74	321	Records By Game.	399	Tie-Breaking Procedures	418
1974-75	323	Records By Series.	399	2008.09 SCHEDULE	419
1975-76	325	Miscellaneous Records	399		
1976-77	327	Penguins' Playoff Leaders	400		
1977-78	329	Goaltenders' Playoff Leaders	400		
1978-79	331	Player Records	401		
1979-80	333	Overtime Games	402		
1980-81	335	Playoff Scoring	403		
1981-82	337	Team Records	406		

SEATING CHART



MELLON ARENA

Since their inception in 1967, the Penguins have played their home games in a building nicknamed “The Igloo” – originally known as the Civic Arena and now renamed Mellon Arena after the formation of a long-term partnership with the Bank of New York Mellon (formerly Mellon Bank).

The arena, now in its 47th year of operation, is the oldest facility in the National Hockey League – but there is a new building on the horizon! In March, 2007, Penguins officials reached agreement with city, county and state leaders on a funding plan for a new arena that will be located across the street from the current site. Ground was broken on August 14, 2008 and the new arena is scheduled to open at the start of the 2010-11 NHL season. Originally built for the Civic Light Opera in 1961, the arena quickly evolved into a site for sporting events and concerts. It was home to the Pittsburgh Hornets of the American Hockey League, as well as Duquesne University basketball and a series of pro teams ranging from indoor soccer to world team tennis. The Pittsburgh Pipers and Pittsburgh Condors of the old American Basketball Association also called it home in the 1960s and 1970s.

Hockey seating capacity originally was only 12,580 when the Penguins were born in 1967, but a series of expansions and modernization programs over the past three decades have increased the capacity to its current 16,940.

The Penguins are Mellon Arena’s anchor tenant and feature attraction, playing more than 40 home games each season.

During its lifetime, the arena has hosted the Stanley Cup Final three times, the NHL All-Star Game, the NHL Entry Draft, the NCAA men’s and women’s basketball tournaments, the Harlem Globetrotters, professional wrestling, ice skating and gymnastics competitions and popular acts as far back as Elvis Presley and Frank Sinatra.

Featuring a retractable stainless steel roof, the arena was financed by a combination of public and private funds, including outright grants from the City of Pittsburgh, Allegheny County and Edgar Kaufmann. The Sports & Exhibition Authority oversees Mellon Arena on behalf of the City and County. The Regional Asset District (RAD) also has provided funding.



NEW PITTSBURGH ARENA

New Pittsburgh Arena / Mellon Arena Comparison



	<i>New Pittsburgh Arena</i>	<i>Mellon Arena</i>
Capacity	Hockey: 18,087	Hockey: 16,940
	Basketball: 19,000	Basketball: 17,537
	End Stage: 14,536	End Stage: 12,800
	Center Stage: 19,758	Center Stage: 18,039
Square Footage	720,000	420,000
Suites	62 Suites + 4 Party Suites	52 Suites
Loge Boxes	236	0
Club Seats	2,000	1,696

New Pittsburgh Arena Fast Facts

Groundbreaking	August 14, 2008
Opening	Fall 2010
Location	Downtown Pittsburgh, PA, bounded by 5th Ave, Centre Ave. & Washington Place
Owner	Sports & Exhibition Authority of Pittsburgh and Allegheny County
Financial Assistance	Commonwealth of Pennsylvania
Developer	Pittsburgh Arena Development, LP
Operator	Pittsburgh Arena Operating LP/SMG
Primary Tenants	Pittsburgh Penguins
Functions	NHL Hockey, basketball, arena football, circus, indoor soccer, concerts, tennis, volleyball, stage shows, exhibitions
Site Acreage	~8 Acres
Number of Levels	6

Mario Lemieux

Co-owner/Chairman



Hockey Hall of Famer Mario Lemieux is in his 10th season as chairman of the Penguins.

Lemieux, who won two Stanley Cups as a player, had the unique experience of watching from the owner's box as the Penguins won division and conference championships and reached the Stanley Cup finals in 2007-08.

Under the leadership of Lemieux and co-owner Ron Burkle, the Penguins also became a success story off the ice, selling out every game of the season for the first time in franchise history and extending their overall sellout streak to a club-record 67 games.

They also are looking forward to the opening of a new multi-purpose arena, which will be ready for the start of the 2010-11 NHL season. Lemieux, Burkle and the ownership group ensured the long-term future of the Penguins in Pittsburgh in March, 2007, when they reached agreement on a new arena deal with Pennsylvania Governor Ed Rendell, Allegheny County Executive Dan Onorato and Pittsburgh Mayor Luke Ravenstahl.

Lemieux has been a vital part of Pittsburgh hockey since 1984, when, as an 18-year-old prodigy, he was selected first overall by the Penguins in the NHL Entry Draft. With his long reach, deft hands and incomparable scoring touch, he rang up 100 points and captured the Calder Trophy as rookie of the year in 1984-85, and was MVP of his first NHL All-Star Game, providing just a glimpse of spectacular feats to come – both on and off the ice.

The Montreal native led the Penguins to two Stanley Cups (1990-91 and 1991-92) while winning six NHL scoring titles, three league Most Valuable Player awards and two Conn Smythe trophies as playoff MVP. He did all this despite a series of serious medical setbacks that included multiple back surgeries over the years and a well-publicized battle with Hodgkin's disease in 1993.

Lemieux retired at the age of 31 following the 1996-97 season, having produced 613 goals and 881 assists for 1,491 points in 745 games with the Penguins. The Hall of Fame immediately waived the mandatory waiting period and inducted him in 1997.

But he wasn't finished. Far from it. In September, 1999, Lemieux and Burkle, a California entrepreneur, led an ownership group that bought the Penguins out of bankruptcy, and barely more than a year later, he stunned the sports world by announcing that he was returning to the ice as a player -- becoming the first player-owner of the modern era.

No. 66 made his comeback on Dec. 27, 2000, scoring a goal and adding two assists in a 5-0 win over Toronto at Mellon Arena. Despite sitting out more than three seasons and not having a training camp, he finished with a remarkable 35 goals and 76 points in just 43 games that year and helped the Penguins reach the Eastern Conference finals against New Jersey.

After returning to the ice for the second portion of his career, Lemieux played in 170 games from 2000-06, recording 77 goals and 152 assists for 229 points.

Although he missed a significant number of games due to injuries throughout his career, Le Magnifique retired in 2006 as the No. 7 all-time scorer in NHL history with 1,723 points. He also ranked eighth all-time in goals (690) and 10th in assists (1,033).

In addition to his legendary hockey accomplishments, he continues to oversee the Mario Lemieux Foundation for cancer research and neo-natal research and hosts its celebrity golf tournament, which has raised more than \$8 million for charity. Mario, his wife, Nathalie, and their four children live in Sewickley.



Prior to the Penguins game against the Buffalo Sabres on March 13, 2007, Mario Lemieux addressed the fans at Mellon Arena and announced that a deal had been struck for the construction of a new arena, thus keeping the Penguins in Pittsburgh for the next 30 years.

Ron Burkle

Co-owner



Ron Burkle is in his 10th season as co-owner of the Pittsburgh Penguins, and, during his tenure, the Lemieux-Burkle ownership team has established the Penguins as one of the premier franchises in the National Hockey League.

Burkle teamed with Lemieux in September, 1999 to buy the Penguins out of bankruptcy, and he was a key figure in negotiations for a new multi-purpose arena that will generate economic development and benefit the broader Pittsburgh region when it opens for the start of the 2010-11 season.

Under their leadership, the Penguins reached the Stanley Cup finals in 2007-08, established a team record with 67 straight sellouts (and counting) and re-signed superstars Sidney Crosby and Evgeni Malkin, among others, to long-term contracts.

Burkle is widely recognized as one of the preeminent investors in the retail, manufacturing and distribution industries. He founded the Yucaipa Companies in 1986 and has served as Chairman of the Board and controlling shareholder of numerous companies, including Alliance Entertainment, Golden State Foods, Dominick's, Fred Meyer, Ralphs and Food4Less. He is currently a member of the board of Occidental Petroleum Corporation, KB Home and Yahoo!

Ron is co-chairman of the Burkle Center for International Relations at UCLA and is broadly involved in the community. He is a trustee of the Carter Center, the National Urban League, Frank Lloyd Wright Conservancy and AIDs Project Los Angeles. He has received numerous awards, including the AFL-CIO's Murray Green Meany Kirkland Community Service Award, the Los Angeles County Federation of Labor Man of the Year and the Los Angeles County Boys Scouts Jimmy Stewart Person of the Year Award.



A groundbreaking ceremony for the new Pittsburgh arena was held on August 14, 2008.

Management Committee
Mario Lemieux
Ron Burkle
Bill Kassling
Tom Grealish
Tony Liberati
David Morehouse

Ken Sawyer

Chief Executive Officer

Ken Sawyer is in his 10th season as a senior executive with the Penguins and has served as Chief Executive Officer since January, 2006. In his current role, he is in charge of all Penguins' operations, including construction of the new arena.

Sawyer has overseen development of the new arena project and its financing, culminating with the announcement by state and local officials of an arena funding plan on March 13, 2007 – ensuring the Penguins' long-term future in Pittsburgh. The team held its groundbreaking ceremony on the new arena site on August 14, 2008.

Sawyer also helped reshape the Penguins' future on the ice when he hired Ray Shero as executive vice president and general manager in May, 2006. The Penguins returned to the playoffs in 2006-07 and reached the Stanley Cup Finals in 2007-08.

Sawyer represents the Penguins in all league matters and is a member of the National Hockey League's Board of Governors.

His career spans 37 years – including 14 as Chief Financial Officer of the NHL.

He joined the Penguins' senior management team when the ownership group led by Mario Lemieux and Ron Burkle bought the team out of bankruptcy in September, 1999. He originally served as executive vice president and chief financial officer before being promoted to team president in March, 2003.

Sawyer is a graduate of McGill University in his native Montreal. He and his wife, Shirley, reside in Pittsburgh. They have two sons and three grandchildren.



David Morehouse

President

Pittsburgh native David Morehouse is in his second season as president of the Penguins. He oversees ticket sales, marketing, corporate sales, communications and brand development, as well as representing the team in corporate relations, governmental affairs and future redevelopment of the Mellon Arena site.

In his first season as president, the Penguins sold out every game for the first time in franchise history, extended their team-record sellout streak to 67 games, and set records for suite sales, television ratings and website traffic.

Morehouse came to the Penguins in December, 2004, as a Senior Consultant on the new arena project, bringing with him extensive national experience in political decision-making, strategic planning and project development. He was named team president in April, 2007.

He served as Senior Advisor to the John Kerry for President campaign, traveling on the campaign plane and serving as Senator Kerry's traveling chief of staff. He worked in the Clinton-Gore White House, at the Pentagon and on Capitol Hill during much of the 1990s, including a stint as Senior Counselor to Vice President Al Gore from 1999-2001. Overall, he worked on four Presidential campaigns.

Morehouse grew up in Beechview and attended South Hills Catholic High School, the Community College of Allegheny County and Duquesne University. He received a master's degree in public administration from the Harvard University John F. Kennedy School of Government in 1999.

Morehouse and his wife, Vanessa, reside in Bell Acres with their two children.



Ray Shero

Executive Vice President & General Manager



Ray Shero, 46, is at the vanguard the NHL's new breed of general managers – steeped in family hockey tradition but on the cutting-edge of new technology and modernization in hockey operations, player relations and team management.

His fresh ideas and calm but firm management style helped transform the Penguins from a team that had not qualified for the playoffs in 2005-06 to one that reached the Stanley Cup finals in 2007-08. And he has moved boldly to solidify the future, signing five key members of the team's young core – Sidney Crosby, Evgeni Malkin, Marc-Andre Fleury, Ryan Whitney and Brooks Orpik – to long-term contracts.

Shero was named GM on May 25, 2006, and one of his first acts was to declare a goal of building a team that could compete for championships on a yearly basis. He revamped the team's hockey operations staff and structure, upgraded pro and amateur scouting, added a team services director and opened new lines of communication with the business side of the organization.

"The timing is perfect," said his former boss, David Poile of the Nashville Predators, at the time of Shero's hiring. "You have a young, up-and-coming team with a lot of potential, and you have a young, up-and-coming general manager with a lot of potential."

In his first season in Pittsburgh, Shero led the team to its first playoff berth since 2001 and a 47-point improvement in the standings – the fourth-largest increase from one season to the next in NHL history.

Building on that success, the Penguins topped 100 points for the second straight season in 2007-08, winning their first division title since 1998, going 12-2 in the first three rounds of the playoffs, and reaching the Cup finals, where they fell to Detroit, four games to two.

The son of former Philadelphia Flyers and New York Rangers coach Fred Shero, Ray began to forge his own reputation as a college player at St. Lawrence University, serving twice as team captain and getting drafted by the Los Angeles Kings in 1982. He worked for seven years as a player agent before making the transition to the front office.


Shero continued to build his resume during 14 seasons as an assistant general manager – six with the Ottawa Senators and eight with Nashville. Both teams made significant improvement during his tenure, and during his final season with Nashville, 2005-06, the Predators finished with 106 points. He also played an important role in the success of the Milwaukee Admirals, Nashville's top affiliate in the American Hockey League. Milwaukee won the Calder Cup in 2003-04, defeating the Wilkes-Barre/Scranton Penguins in the league finals.

The native of St. Paul, Minn., also has been involved with USA Hockey and in February, 2007 was named to the USA Hockey National Team Advisory Group, along with Brian Burke of the Anaheim Ducks, Don Waddell of the Atlanta Thrashers and Poile.

Ray, his wife, Karen, and their two sons reside in Upper St. Clair.

Chuck Fletcher

Assistant General Manager



Assistant General Manager Chuck Fletcher teams with Ray Shero to give the Penguins an impressive and innovative young management staff.

He works closely with Shero on all hockey-related matters, including scouting, overseeing the development of young prospects and contract negotiations. He also manages hockey operations for the club's top minor-league affiliate, the Wilkes-Barre/Scranton Penguins of the American Hockey League. Under his leadership, Wilkes-Barre Scranton reached the AHL finals in 2007-08.

Fletcher, 41, the son of Hockey Hall of Famer Cliff Fletcher, had extensive NHL management experience even before he joined the Penguins in July, 2006 – including a four-year stint with the Anaheim Ducks from 2002-06 as director of hockey operations, assistant general manager, and vice president of amateur scouting and player development.

Fletcher also spent nine years in the front office of the Florida Panthers from 1993-2002, working seven years as assistant general manager and one year as interim general manager. In 1996, the Panthers defeated the Penguins in the Eastern Conference finals and advanced to the Stanley Cup finals.

"Chuck has a tremendous amount of experience at a young age and brings a lot of knowledge, energy and passion for the game to the Penguins organization," Shero said. "He grew up with the game, graduated from Harvard University, paid his dues with a variety of front office jobs and already has been involved in building some very successful NHL teams."

Fletcher's role is very similar, in both scope and responsibility, to the assistant GM's role that Shero fulfilled during eight seasons in Nashville.

The native of Montreal has deep roots in the game because his dad was a widely-respected hockey executive who was general manager of the Calgary Flames when they won the Stanley Cup in 1989. Cliff Fletcher also has served in management positions with the Toronto Maple Leafs, St. Louis Blues, Tampa Bay Lightning and Phoenix Coyotes, and was inducted into the Hall of Fame in November, 2004.

Chuck graduated from Harvard in 1990 and spent one year as the Sales and Merchandising Coordinator for Hockey Canada and two years as a player representative for Newport Sports Management before making the transition to the front office.

Chuck and his wife, Rhonda, have two children and reside in Hampton.

Michel Therrien

Head Coach

Known for his passion, discipline and devotion to detail, head coach Michel Therrien led the Penguins to division and conference championships and a berth in the Stanley Cup Final in 2007-08.

Despite significant injuries to Sidney Crosby and Marc-Andre Fleury, Therrien guided the Penguins to a 47-27-8 record for 102 points – their second straight 100-points season – and their deepest playoff run in 16 years.

It was the Penguins' first division title since 1997-98 and their first berth in the Cup finals since 1991-92.

Over the past two seasons, the Penguins' record under Therrien is an exceptional 94-51-19.

He was a finalist for the Jack Adams Trophy as NHL coach of the year in 2006-07, when he led the Penguins to 47-point improvement over the previous season. It was the fourth-biggest turnaround from one season to the next in NHL history.

Therrien, 44, was named head coach of the Pittsburgh Penguins on Dec. 15, 2005, following a strong two-and-half year stint as head coach of the club's AHL affiliate in Wilkes-Barre/Scranton. He led the Baby Penguins to the AHL finals in 2003-04, and his 2005-06 team was off to a remarkable 21-1-2-1 start, including a league-record 15 straight wins, when he was summoned to Pittsburgh as a mid-season replacement for coach Eddie Olczyk.

The native of Montreal played three seasons as a defenseman in the AHL, registering 89 points in 206 games. In 1985, he played on a Calder Cup championship team with the Sherbrooke Canadiens, where his teammates included Patrick Roy, Stephane Richer and Brian Skrudland. He also played for the Baltimore Skipjacks, where his defense partner was current Penguins broadcaster and two-time Stanley Cup champion Phil Bourque.

Therrien broke into coaching in the Quebec Major Junior Hockey League with Laval and Granby, posting a .720 winning percentage in four seasons. His teams reached the league finals three times, and he captured the Memorial Cup as Canada's national champion with Granby in 1996.

He was head coach of Montreal's AHL affiliates in Fredericton and Quebec from 1997-2000 and then gained his first taste of NHL experience as head coach of the Montreal Canadiens from 2000-03. He led the Canadiens to the playoffs in 2001-02.

Therrien is a single parent and has two children. They live in Pittsburgh's South Hills.



NHL Coaching Record

Year	Team	GP	W	L	T	OTL
2000-01	Montreal	62	23	27	6	6
2001-02	Montreal	82	36	31	12	3
2002-03	Montreal	46	18	19	4	5
2005-06	PITTSBURGH	51	14	29	8	0
2006-07	PITTSBURGH	82	47	24	-	11
2007-08	PITTSBURGH	82	47	27	-	8
NHL Totals		405	185	157	30	33

Andre Savard

Assistant Coach

Andre Savard is in his third season as a Penguins assistant coach and brings unique and wide-ranging credentials to the position – he is a former NHL general manager, assistant GM, head coach and director of hockey personnel.

His primary responsibility is working with the Penguins' defensemen. For the second straight season, the Penguins reduced their goals-against average in 2007-08.

Prior to joining coach Therrien's staff as an assistant in 2006, Savard spent the previous three seasons as the assistant general manager of the Montreal Canadiens. He also served as the general manager of the Hamilton Bulldogs, the Canadiens' affiliate in the American Hockey League.

Savard was the Montreal general manager from Nov. 20, 2000, to the end of the 2002-03 season. He originally joined the Canadiens' front office as director of hockey personnel on July 14, 2000.

He was head coach of the Quebec Nordiques in 1987-88 and also worked in the Ottawa Senators organization.

Savard played 790 NHL games as a center for Boston, Buffalo and Quebec, scoring 211 goals and 481 points. He was the sixth overall pick in the 1973 amateur draft by Boston.

Andre and his wife, Marie-France, have two children.



Mike Yeo

Assistant Coach

Mike Yeo joined the Penguins' coaching staff when Michel Therrien was named head coach in December, 2005 and is now in his fourth season as an assistant. His responsibilities include the Penguins' special teams.

Starting in 2006, Yeo helped Therrien lay the foundation for the success of the past two seasons, when the Penguins registered 105 and 102 points.

Yeo, 35, served as an assistant coach with the Penguins' top minor-league affiliate in Wilkes-Barre/Scranton for nearly six years. He was named the first assistant coach in team history on Jan. 24, 2000, after announcing his retirement as a player.

The native of North Bay, Ontario, was signed by Wilkes-Barre/Scranton as a free agent in 1999 and recorded four points (1+3) and four penalty minutes in 19 games during the 1999-00 season. Yeo battled through an injury-plagued campaign and missed 24 of the Penguins' first 43 games because of knee injuries.

Prior to joining the Penguins, Yeo played five seasons with the Houston Aeros of the now-defunct International Hockey League. As the team captain during the 1998-99 season, he recorded 18 points (6+12) and 65 penalty minutes in 57 games and helped lead the Aeros to the Turner Cup championship.

Mike and his wife, Tanya, are the parents of two children and reside in the North Hills.



Gilles Meloche

Goaltending Coach

Former NHL goaltender Gilles Meloche is in his third season as the Penguins' full-time goaltending coach.

Meloche has been instrumental in the development of Marc-Andre Fleury and also contributed to the success of Ty Conklin and Dany Sabourin during the memorable 2007-08 season.

Meloche served as a Penguins scout from 1989-2006 and also doubled as a goaltending coach/consultant during much of that time. He was part of the staff when the Penguins won Stanley Cups in 1991 and 1992.

A native of Montreal, Quebec, Meloche spent 18 seasons as an NHL goaltender with the Chicago Blackhawks, California Golden Seals, Cleveland Barons, Minnesota North Stars and Penguins. He played the final three seasons of his career in Pittsburgh following a 1985 trade.

He appeared in 788 NHL games during his career, posting a record of 270-351-131, with a 3.64 goals-against average. In 45 career playoff games, he posted a 21-19 record and a 3.48 goals-against average.

Gilles and his wife, Sophie, reside in Pittsburgh. His son, Eric, is a pro player who played in the Penguins organization from 2000-04.



Jason Botterill

Director of Hockey Administration

Armed with eight years of experience as a professional hockey player and an MBA degree from Michigan, Jason Botterill is in his second season as the Penguins' director of hockey administration.

He works closely with Ray Shero and Chuck Fletcher on all contract-related matters -- monitoring the salary cap, overseeing cap forecasting, performing contract research and handling salary arbitration and preparation.

The native of Winnipeg played eight seasons professionally, including parts of six seasons in the NHL. A left winger, he was a first-round draft pick of the Dallas Stars and played a total of 88 NHL games with the Stars, Atlanta Thrashers, Calgary Flames, and Buffalo Sabres. He also played 393 games in the AHL and IHL, scoring 257 points (127g, 130a).

Botterill played four seasons at the University of Michigan and helped lead the Wolverines to the NCAA championship in 1996. He ranks seventh on Michigan's all-time goal-scoring list with 104 and 15th on the all-time points list with 186. He also racked up 483 career penalty minutes, leading the team in each of his four seasons and ranking second on the Michigan all-time list.

Following his playing career, Botterill worked with NHL Central Registry and spent the 2006-07 season as a scout for the Dallas Stars.

Botterill and his wife, Andrea, live in Pittsburgh.



Tom Fitzgerald

Director of Player Personnel


Tom Fitzgerald, who played more than 1,000 NHL games as a dependable two-way winger, is in his second season as director of player development for the Penguins. He oversees and evaluates Penguins prospects playing in college, junior hockey and in Europe, and works with prospects playing for the Penguins' AHL affiliate in Wilkes-Barre Scranton.

Fitzgerald also assisted the Penguins coaching staff during the 2007-08 Stanley Cup playoffs.

The Massachusetts native was a first-round draft pick of the New York Islanders in 1986 and played 17 NHL seasons with the Islanders, Florida, Colorado, Nashville, Chicago, Toronto and Boston before retiring in 2006. He scored 329 points (139g, 190a) and registered 776 penalty minutes in 1,097 career games. He played in the Stanley Cup finals with Florida in 1996.

Prior to his professional career, he played two seasons at Providence College scoring 56 points (27g, 29a) in 63 games.

Fitzgerald lives in the Boston area with his wife, Kerry, and their four sons.



Eddie Johnston

Senior Advisor/Hockey Operations

Ed Johnston is in his 25th year with the Penguins, having served the club in a variety of roles, including General Manager, Assistant General Manager, Head Coach and Assistant Coach.

Johnston played 16 seasons as a NHL goaltender with Boston, Toronto, St. Louis and Chicago, earning two Stanley Cup rings during his time with the Bruins. He was the last NHL goaltender to play every minute of a season when he played all 70 games for Boston in 1963-64.

"EJ" was head coach of the Penguins from 1980-83 and again from 1993-97, posting a record of 232-224-60 and leading the team to two division titles and a berth in the 1996 Eastern Conference Finals. He is the winningest coach in franchise history and also tops the club's list in games coached with 516.

Johnston served as general manager of the Penguins from 1983-88 and had the distinction of drafting Mario Lemieux with the first pick in the 1984 NHL Draft.

Johnston also was general manager of the Hartford Whalers from 1989-92 and was head coach of the Chicago Blackhawks in 1979-80. His overall NHL coaching record is 266-251-79.

Ed and his wife, Diane, have three children and reside in the South Hills.



Dan MacKinnon

Director of Professional Scouting

Dan MacKinnon is in his second season as Director of Professional Scouting for the Penguins. It is his third season with the organization as he spent 2006-07 as a professional scout.

He previously worked six seasons for the Nashville Predators, four as a professional scout and two as scouting coordinator.

Dan played junior and college hockey in Canada, graduating as an Academic All-Canadian from the University of Waterloo in 1998. He received a masters degree in Athletic Administration from Ohio University where he was an Assistant Coach with the men's hockey program.

Dan worked briefly for the American Hockey League Office and the Mississauga Ice Dogs of the Ontario Hockey League before joining the Predators in 2000.

Dan and his wife, Julie, have two children. They reside in Sylvania, Ohio.



Jay Heinbuck

Director of Amateur Scouting

Jay Heinbuck is in his third season with the Penguins as Director of Amateur Scouting.

Prior to joining the Penguins, Heinbuck worked four years with the New York Islanders as their United States Head Amateur Scout, working closely with Head Amateur Scout Tony Feltrin on all scouting matters. Heinbuck oversaw amateur scouting efforts inside the United States and also scouted in Canada and Europe during his tenure with the Islanders.

In his role with the Penguins, Heinbuck oversees amateur scouting in North America and Europe.

Prior to joining the New York Islanders in 2002, Heinbuck spent 10 years as an assistant coach at St. Lawrence University. Heinbuck served as St. Lawrence's primary recruiter and helped the Saints to ECAC championships in 2000 and 2001 and NCAA tournament appearances in 1999, 2000 and 2001.

Heinbuck, a native of Mitchell, Ontario, began his coaching career at his alma mater, Northeastern University in 1990 after a prolific collegiate career.

Heinbuck played four years at Northeastern University (1982-86) and holds the record for most points (70) and assists (40) in a single season (1985-86). He was Northeastern's Most Valuable Player in 1986 and named to the Hockey East All-Star Team.

Jay and his wife Jodi reside in Woodstock, Ontario, and have two children.



Dan Bylsma

Wilkes-Barre/Scranton Head Coach

Dan Bylsma was named head coach of the Wilkes-Barre/Scranton Penguins on Aug. 4, 2008, becoming the fifth head coach in franchise history.

Bylsma spent the previous two seasons as an assistant coach to Todd Richards, helping the Penguins reach the Calder Cup Finals in 2007-08.

A native of Grand Haven, Michigan, the 38-year-old Bylsma played 12 professional seasons, including 429 NHL games with the Los Angeles Kings and Anaheim Ducks.

A right wing during his playing career, Bylsma was selected by the Winnipeg Jets in the sixth round (109th overall) of the 1989 Entry Draft. He made his NHL debut with the Kings in 1995-96 and appeared in 220 games with Los Angeles in parts of five seasons. He joined the Ducks prior to the 2000-01 season and was a member of the club that advanced to the Stanley Cup finals in 2003.

He began his coaching career as an assistant with Cincinnati of the AHL in 2004-05 and then served as an assistant for the New York Islanders in 2005-06.

Bylsma played college hockey at Bowling Green. He and his wife Mary Beth have one son.



Todd Reirden

Wilkes-Barre/Scranton Assistant Coach


Todd Reirden was named assistant coach of the Wilkes-Barre/Scranton Penguins on Aug. 18, 2008, by Pittsburgh Penguins Assistant General Manager Chuck Fletcher.

Reirden, 37, spent last season as an assistant coach with the Bowling Green Falcons (CCHA). A defenseman with more than 180 games of NHL experience, Reirden was a teammate of WBS Penguins head coach Dan Bylsma during the 1990-91 and 1991-92 seasons at Bowling Green.

Selected by New Jersey in the 12th round (242nd overall) of the 1990 NHL Draft, Reirden played professionally for 13 seasons, retiring after the 2006-07 campaign with Graz EC of the Austrian Hockey League.

Reirden appeared in 183 NHL games with the Edmonton Oilers, St. Louis Blues, Atlanta Thrashers and Phoenix Coyotes between 1998 and 2004, recording 46 points (11+35) and 181 penalty minutes. The Deerfield, Ill., native has also appeared in an additional 533 games combined in the AHL, IHL, ECHL during his career. He made his professional debut with the Raleigh Icecaps (ECHL) in 1994-95, and appeared in his first AHL game that season with the Albany River Rats.

Reirden and his wife, Shelby, have one son.



Equipment Staff



Dana Heinze
Head Equipment Manager



Paul DeFazio
Assistant Equipment Manager



Danny Kroll
Assistant Equipment Manager

Medical/Training Staff



Chris Stewart
Head Athletic Trainer



Scott Adams
Assistant Athletic Trainer



Mike Kadar
Strength and Conditioning Coach



Mark Mortland
Physical Therapist



Dr. Charles Burke
Team Physician

Hockey Support Staff



Travis Ramsay
Video Coach



Frank Buonomo
Sr. Director of Team Operations/
Communications



Jennifer Bullano
Director of Communications



Erik Heasley
Communications Coordinator

Scouting Staff



Patrik Allvin
European Scout



Derek Clancey
Professional Scout



Brian Fitzgerald
Amateur Scout



Luc Gauthier
Amateur Scout



Chuck Grillo
Amateur Scout



David McNamara
Amateur Scout



Jim Madigan
Amateur Scout



Wayne Meier
Amateur Scout



Robert Neuhasuer
European Scout



Kevin Stevens
Professional Scout

IN THE COMMUNITY



Pittsburgh Penguins - Commitment To Caring

The Pittsburgh Penguins are dedicated to serving our community through a variety of interactive charitable and community service programs. The Penguins emphasize education and compassion with programs that are designed to improve the quality of life for the people of Pittsburgh, to educate our youth and to support the underprivileged.

EDUCATIONAL PROGRAMS

Since 1992, the Penguins have awarded over \$87,500 in scholarships to deserving Pittsburgh area students. The team has awarded 52 Continuing Education Scholarships and 19 Bob Johnson Memorial Scholarships over the past 16 years.

Continuing Education Scholarships

Three \$1,000 scholarships are awarded to Pittsburgh inner-city high school seniors each year on the basis of academic achievement, community service and participation in school activities.

Bob Johnson Memorial Scholarships

The \$2,500 scholarship was established in memory of the Penguins' late head coach, who led the team to its first Stanley Cup Championship in 1991. Co-sponsored by the Penguins Booster Club, it is awarded to a Western Pennsylvania high school senior for academic excellence, community service and for pro viding leadership, sportsmanship and a positive attitude as a member of their school's hockey program.

Alumni Scholarship Program

In 2004, the Alumni Association awarded its inaugural Alumni Scholarship to a deserving high school student-athlete. The \$2,000 scholarship is co-sponsored by the NHL Alumni Association and is awarded annually to a high school senior for academics and superior participation with his school's ice hockey program. Alumni members also participate in celebrity hockey games benefiting local charities and community service organizations, and they represent the Penguins' organization at a variety of tri-state area events, serving as guest speakers or participating in autograph sessions.



Penguins Booster Club President Melinda Harty poses with 2007 Badger Bob Scholarship winner Christopher Behrer of Sewickley Academy.



Iceburgh entertains the fans at Mellon Arena.

Iceburgh

A delight for children of all ages, Pittsburgh Penguins mascot Iceburgh not only provides Penguins fans with energetic game night entertainment but this large fluffy bird can also be seen at a multitude of community events and elementary schools throughout the greater Pittsburgh area. Iceburgh arrived on the scene in 1992 and is a staple at all Penguins events and appearances. In 2005, the Iceburgh Goes to School program was created with Iceburgh visiting local elementary schools for question & answer sessions with the students. He also serves as a unique guest reader at elementary and middle schools. His skill with animation entertains the students as they listen to their official book reader. Along with a host of community festivals, fairs and fundraisers, Iceburgh's annual community calendar includes visits to the Western PA School for the Blind Family Day, Western PA School for the Deaf, Cystic Fibrosis Great Strides Walk, Pittsburgh Citiparks Mascot Skate, Heinz Regional History Center benefits and a variety of Relay for Life event locations. Iceburgh is also available for commercial appearances by contacting the Penguins Public/Community Relations Office.

GOOD WILL PROGRAMS

Score One for Life Blood Drives

The Penguins team up with the Central Blood Bank each year to support local blood drives benefiting the Pittsburgh community. The drives are held in late summer when local blood supplies are typically at the lowest mark. Locations include the US Steel Tower, Marriott City Center and at a variety of US Steel mill sites. The Penguins have also supported a second drive which is held during the holiday season. Over the past 15 years, Penguins players, coaches and broadcasters have joined team mascot Iceburgh to participate in the drives, greeting donors and signing autographs. The Penguins organization has also donated autographed memorabilia as donor prizes.

Food & Toy Collections

In 2007-08, Penguins fans shattered all previous donation records for both food and toys with an outstanding display of generosity for those less fortunate. Penguins fans have helped feed local disadvantaged families at the team's annual food drives benefiting the Greater Pittsburgh Community Food Bank since 1992. The drives have donated over 22,490 lbs. of food and \$18,238 over the past 15 years. The Penguins also hold an annual toy collection during a home game prior to the holiday season. Proceeds have benefited The U.S. Marines Toys for Tots program for distribution to our area's underprivileged children. Fans have contributed over 12,135 toys and \$27,419 since 1992.

Make-A-Wish Foundation

The Penguins dramatically enhanced their relationship with the Make-A-Wish Foundation in 2008 with programs that serve the Wish children and their families. The multi-faceted partnership includes the annual Practice & Luncheon Party, a long-standing team tradition since the 1980s. Children enjoy an up close and personal look at a Penguins practice session. After practice, the entire team joins the families for lunch, chatting with the children, taking photos and signing autographs. Participating families are serviced by the local chapter of the Make-A-Wish Foundation.

Project Bundle-Up

The Penguins partner with The Salvation Army each year to provide a Penguins Personal Shopping Day for Project Bundle-Up, a community service program that provides winter clothing for local disadvantaged children. The entire team participates in the event as each player is paired with children for a shopping spree at a local retailer to purchase warm, comfortable clothing for the winter months. After shopping, the children enjoy lunch and collect autographs from the players before returning to school.

Skates & Plates Charity Gala

The former Penguins At Your Service charity dinner was elevated to a new level in 2008 when the event evolved into the inaugural Skates & Plates Charity Gala. All proceeds benefited the Western PA Chapter of the Cystic Fibrosis Foundation. Since 1986, the team's annual charity dinner has raised over \$4.6 million for research into finding a cure for cystic fibrosis. Players, dressed in tuxedos, passed plates instead of pucks as they greeted guests and served as waiters for the evening. Local media personalities hosted the cocktail hour prior to dinner. The sold-out event also featured tipping prizes and auctions.

United Way of Allegheny County

The Penguins partnered with Bank of New York Mellon throughout the 2007-2008 season to make a \$25,000 contribution to the local chapter of the United Way. Bank of New York Mellon employees served as volunteers at Mellon Arena gates prior to Penguins home games to pass out promotional items to fans entering the building. To support the United Way's host of social service programs and as an expression of appreciation to Bank of New York Mellon employees, the Penguins organization presented a donation check to the United Way agency on March 22. The United Way of Allegheny County also benefited from the Penguins carnival events in 2003 and 2004. Over the past five years, the Penguins have donated over \$175,000 to the United Way of Allegheny County.

Children's Hospital Visit

A team tradition since the 1970s, Penguins players and team mascot Iceburgh make an annual visit to The Children's Hospital of Pittsburgh. Players visit each floor of the hospital greeting patients and their families while distributing a variety of team memorabilia and signing autographs. After a room-to-room visit, players join patients in the hospital playrooms for a variety of tabletop activities.

Highmark Blue Cross/Blue Shield Tickets for Kids Charities Power Play Program

The program touched over 700 deserving community groups and social service agencies throughout the Pittsburgh area during the 2007-08 season through Tickets for Kids Charities. The Penguins launched the Highmark Blue Cross Blue Shield Tickets for Kids Charities Power Play Program in December 2006, upgrading the original Tickets for Kids program created 10 years prior. As a result of this program, last season 10,000 Penguins tickets – a value of approximately \$907,000 – were donated to Tickets for Kids Charities to enrich the lives of often-forgotten children throughout Western PA by the simple act of inclusion. The program creates opportunities for children who may otherwise not have the chance to experience the excitement of a Penguins hockey game to be included. Since 1996, the Penguins, local businesses and season ticket holders have donated over 52,337 tickets to the neediest children served by hundreds of social service agencies and community groups located in the city and surrounding counties. Over the past 11 years, the Penguins have donated over \$4 million in tickets and support to Tickets for Kids Charities.



Sidney Crosby helps pick out winter jackets for two young boys at the Penguins Personal Shopping Day for Project Bundle-Up.



Penguins President David Morehouse presents a commemorative ticket to (L-R) Aaron Walton, Highmark Senior Vice President of Corporate Affairs, Vera Marelli, Tickets for Kids Program Director, and Nathan Pack in honor of the more than 50,000 tickets the Penguins have donated through Highmark to Tickets for Kids Foundation since 1996.

Pen Pals Program

The Pen Pals program was created to benefit individuals who are battling serious illness or have suffered catastrophic loss. Many children are selected from Children's Hospital of Pittsburgh. Throughout the regular season, the Pens grant special visits to exceptional individuals and their families. Pen Pals may attend a team practice session with a personal locker room visit, meeting players and collecting autographs. Pen Pals and their families are also treated to a special evening on the town including dinner and the excitement of a Penguins' home game, with a personalized welcome on the arena JumboTron and goodie bags filled with team memorabilia for the children.

Sidney Crosby Charity Suite Program

Sidney Crosby hosted children from a variety of local charities in his Mellon Arena suite throughout the 2007-2008 season. Organizations benefitting from Crosby's charitable program included the Make-A-Wish Foundation, Big Brothers Big Sisters, Children's Hospital, Tickets for Kids, DePaul School for Hearing & Speech, Boys & Girls Clubs, Pathfinder School, DT Watson Institute, Bradley Center, Special Olympics of Allegheny County, The Caring Place, UPMC Shadyside Hospital, Variety-The Children's Charity and Penguins Pen Pals. Crosby also included the military in the program, with suite invitations for the 911th Airlift Wing and the 316th Expeditionary Sustainment Command, US Army Reserve Units. All suite guests enjoyed the games with Crosby's personal touch. Each child received a specialized goodie bag filled with items featuring the Penguins superstar. Guests were also treated to a variety of snacks and a visit from team mascot Iceburgh.

Public Service Announcements

Hockey management and team wives taped a public service announcement for the Animal Friends organization in Pittsburgh in 2008. Filmed at the shelter, the PSA encouraged pet owner responsibility. Additional PSAs are scheduled for the upcoming season.

In Kind Donations

The Penguins are pleased to help local organizations with their fundraising efforts and give generously to a wide variety of charitable events throughout the Western PA and tri-state area each year. During the 2007-2008 season, the Penguins made over 1,080 donations to local fundraisers benefiting a host of organizations from schools to medical associations. Donated memorabilia included autographed jerseys, sticks, pucks, photos and a variety of promotional items used for theme baskets. Charitable organizations with a tax exempt entity under section 501 (C) 3 of the Internal Revenue Code may request a donation for their benefit by submitting a formal request through the Penguins' website at www.pittsburghpenguins.com.

FUNDRAISERS AND COLLECTIONS

Penguins Ladies Holiday Online Auction

Over the 2007 holiday season, Penguins player's wives and girlfriends held their second annual Holiday Online Auction to benefit The Children's Institute of Pittsburgh. The ladies uniquely decorated Christmas stockings and filled them with their significant other's favorite things. Each stocking included at least one autographed item. The stockings were auctioned online through the NHL and Penguins websites. Winning bids were submitted from across North America. The auction raised over \$13,500 for The Children's Institute, an organization dedicated to the well-being of children, young people and their families and to providing services that meet their special needs.

Game Night Drives

The ladies participated in the Penguins' annual Toys for Tots toy drive, cell phone drive and the NHL Hockey Fights Cancer game night promotion.

Charity Cookbook

The ladies collected favorite family recipes and created the Penguins Goal Scorers & Gourmets charity cookbook raising \$7,500 for the Greater Pittsburgh Community Food Bank.

Birthday Announcements

In 2007, the Penguins created a new game night program for the Foundation to raise needed funds for making the Wish children's special wishes come true. Each time a fan requests a JumboTron birthday announcement, that person makes a \$20 donation to the Make-A-Wish Foundation. Since its creation, the JumboTron program has donated over \$28,500 to the Foundation. In addition, Make-A-Wish children and their families were special guests of Sidney Crosby in his Mellon Arena suite for several Penguins home games during the 2007-08 season.

Alumni Charity Golf Classic

In 1998, the Pittsburgh Penguins Alumni Association created its signature event – the Alumni Charity Golf Classic - to benefit local charities. Over the past 10 years, the event has donated over \$250,000 to charitable organizations with an emphasis on children. Beneficiaries include the Pittsburgh Sledge Hockey Team, the Children's Hospital of Pittsburgh Heart Camp, Achieva, Pennies from Heaven, Lifesteps, the W. PA School for the Deaf and the Mario Lemieux Foundation. In 2001, the Alumni Charity Classic featured a reunion of the 1991 Stanley Cup Championship Team.



One of the stockings from the Holiday Online Auction.

YOUTH HOCKEY SUPPORT

Penguins Cup Championships

The Penguins have sponsored the PIHL Penguins Cup Championships since 2004. As part of their sponsorship, the Penguins secure title sponsors, advertisers and market the event. The tournament begins with 42 high school hockey teams competing in the A, AA and AAA Divisions and builds to the three championship games played at Mellon Arena. Game presentation features the JumboTron with video, graphics, music and public address creating an NHL game day atmosphere. Penguins Cup champions in each division move on to play the Flyers Cup champions for the Pennsylvania Cup championship. The Penguins cover all costs of the playoffs and donate the proceeds from sponsorships and ticket sales to the PIHL. Over the past three years, the Penguins have donated over \$100,000 to the PIHL from this event.

YMCA Junior Penguins Hockey Program

The YMCA Junior Penguins Hockey Program was created in 2005 and grew over 40% in its second year of operation. This youth-oriented partnership between the Penguins, Dick's Sporting Goods and Trib Total Media has proved quite successful at YMCA centers throughout the greater Pittsburgh area. Developed exclusively for YMCA members, the beginning and intermediate youth street hockey program was created as a way to introduce the great game of hockey to new participants, teach basic fundamental skills and promote the value of exercise. Over 800 participants enjoyed the YMCA Junior Penguins Program in its inaugural season, making it among the strongest programs offered in YMCA centers in the area. In 2006, the program welcomed six new venues in Greensburg, Ligonier Valley, New Castle, Oil City, Armstrong County and Pittsburgh. Each participating YMCA branch is provided with structured support, program equipment and staff training on hockey skills. Equipment is made available for all teams. Each child also receives a program t-shirt and a street hockey stick.

Street Pals

Since 2000, the Penguins have worked with City of Pittsburgh Parks & Recreation to introduce the sport of hockey as an after-school activity through its Street Pals Program. Street Pals has been a valued program at city recreation centers every spring and autumn and is used as a tool to pull at-risk youths off the street and engage them in constructive activities. In conjunction with the NHL's grass roots initiatives, the Penguins have donated free equipment and conducted clinics at each center. In addition, the Penguins have supported the program by donating tickets for the children to attend Penguins games and the College Hockey Showcase at Mellon Arena. The team has also contributed a variety of memorabilia including youth bags, t-shirts and prizes for the Street Pals' annual closing ceremonies. The Street Pals program is also underway at the Jewish Community Center at Squirrel Hill.

Youth Hockey Camps & Clinics

From beginners to advanced skaters, the Penguins offer a variety of instructional and conditioning camps and clinics for Pittsburgh-area athletes. During the 2007-08 season, over 750 local youths participated in the Penguins youth hockey camps and clinics which included Scrimmage Camp, Summer Hockey School, Tune Up for Tryouts, Holiday Power Skating Camp and the Learn-to-Play Hockey Clinic. Youths are offered the ideal opportunity to develop their skills by receiving professional on and off-ice instruction from Penguins personnel including Assistant Coach Mike Yeo, Power Skating Coach Besa Tsintsadze and alumnus/broadcaster Phil Bourque.

High School Players of the Month

For 15 seasons, the Penguins have paid tribute to local high school hockey players from the PIHL with Highmark Player of the Month awards. Four times each season, the PIHL selects one player from its North, South, East and West regions to be recognized at a Penguins home game for their outstanding on-ice performance and commitment to their team. Honorees receive complimentary game tickets, a commemorative plaque, in-game recognition on the JumboTron and are featured on the Penguins' website.

Hockey in the Hood

Hockey in the Hood has touched the lives of many boys and girls in the Pittsburgh area. For six months (October thru March) the chance to play ice hockey is available to a group of children that may never have had the opportunity to play or experience the game. The program was established in October 2000 with the support of the Pittsburgh Penguins & its Alumni Association. As part of the National Hockey League Diversity Task Force, Hockey in the Hood has provided boys and girls in the Pittsburgh area the opportunity to learn to skate and play ice hockey at no cost. For the past seven seasons, the boys and girls of Hockey in the Hood have had the opportunity to experience a great game in ice hockey, as well as learn team building skills, teamwork and sportsmanship. Hockey in the Hood has traveled to Michigan to participate in the annual NHL Diversity Task Force Showcase featuring other NHL DTF teams from Washington D.C., New York, Columbus, Ohio and Boston. Hockey in the Hood is open to all children ages 5 to 18 years in the Pittsburgh area. Since its inception, the Penguins have served as a catalyst for substantial contributions to the Hockey in the Hood program including the NHL 10,000 A.S.S.I.S.T. Award, Mario Lemieux's Lester B. Pearson Nomination Award, Mario Lemieux's Powerade Player of the Year Award for \$10,000 in Nike/Bauer equipment and a \$23,000 donation from the Bob Johnson Memorial Foundation.



The Penguins offer several hockey camps for all ages throughout each season.

PLAYERS



Matt Cooke - 24



Position: LW
Ht: 5-11
DOB: 9/7/78
Acquired: Signed as a free agent on July 5, 2008.

Shoots: Left
Wt: 205
Birthplace: Belleville, ON



2007-08: Gritty winger acquired by Washington Capitals in Feb. 26, 2008 trade with Vancouver Canucks ... Had seven points (3+4) with 27 penalty minutes and plus-5 in 17 games with Washington as Caps claimed Southeast Division title ... In 78 games with Canucks and Caps, had 23 points (10+13) with 91 penalty minutes ... Ranked 14th in NHL in hits (198) ... Registered 200th career point with an assist for Vancouver Jan. 29 vs. Dallas.

NHL CAREER: Spent first eight-plus seasons of NHL career with Vancouver ... Feisty, energetic player who has reached double figures in goals six times ... Set career highs with 15 goals, 42 points and plus-21 rating with Canucks in 2002-03 ... Broke in with Canucks in 1999-2000 ... Closing in on 600 career games played ... Has played 37 career playoff games.

INTERNATIONAL: Represented Canada at 2004 World Championships, recording two goals and four points in nine games ... Played for Canada at 1998 World Junior Championships, tallying two points (1+1) in six games.

JUNIOR: Played four seasons in Ontario Hockey League for Windsor and Kingston from 1995-98 ... Had 45 goals, 95 points in 65 games for Kingston in 1996-97 ... OHL career point total was 168 (75+93) in 174 games.

PERSONAL: Lists Top Gun as his favorite movie and Law and Order his favorite television show ... He and his wife, Michelle, have three children, Gabby, Reece and Jackson ... They sponsor the Cooke Foundation of Hope, which brings children to hockey games who may not otherwise have the opportunity to attend ... Signed through 2009-10.

CAREER RECORD VS. NHL

	GP	G	A	PTS	PIM
ANA	28	5	5	10	36
ATL	9	1	4	5	13
BOS	12	4	5	9	27
BUF	10	1	4	5	12
CGY	41	1	10	11	34
CAR	7	1	0	1	10
CHI	30	5	7	12	42
COL	40	5	7	12	37
CBJ	24	5	7	12	26
DAL	29	2	6	8	52
DET	31	7	7	14	20
EDM	45	8	6	14	38
FLA	10	1	2	3	6
LA	29	4	3	7	24
MIN	39	6	11	17	65
MON	9	3	0	3	12
NSH	31	2	14	16	30
NJ	7	0	1	1	4
NYI	6	1	2	3	2
NYR	5	2	0	2	4
OTT	9	1	1	2	8
PHI	10	4	1	5	10
PHO	26	3	6	9	22
PIT	8	2	0	2	7
STL	26	4	4	8	29
SJ	29	6	4	10	37
TB	8	0	2	2	4
TOR	17	1	3	4	37
VAN	--	--	--	--	--
WSH	8	1	2	3	4
TOTALS	583	86	124	210	652

CAREER HIGHS

Goals: 2 (6 times), 1/05/07 vs. EDM

Assists: 2 (12 times), 3/3/08 vs. BOS

Points: 3 (4 times), 3/3/08 vs. BOS (1G-2A)

SOG: 7 (1 time), 3/2/06 at NSH

PIM: 20 (1 time), 2/19/04 at MIN

Matt Cooke



Career Statistics

REGULAR SEASON

PLAYOFFS

YEAR	TEAM	LEAGUE	GP	G	A	PTS	PIM	+/-	PP	SH	GW	S	GP	G	A	PTS	PIM
1994-95	Wellington	MTJHL	46	9	23	32	62	--	--	--	--	--	--	--	--	--	--
1995-96	Windsor	OHL	61	8	11	19	102	--	--	--	--	--	7	1	3	4	6
1996-97	Windsor	OHL	65	45	50	95	146	--	--	--	--	--	5	5	5	10	10
1997-98	Windsor	OHL	23	14	19	33	50	1	4	3	0	--	12	8	8	16	20
	Canada	WJC	6	1	1	2	6	--	--	--	--	--	--	--	--	--	--
1997-98	Kingston	OHL	25	8	13	21	49	-6	0	1	1	--	--	--	--	--	--
1998-99	Vancouver	NHL	30	0	2	2	27	-12	0	0	0	22	--	--	--	--	--
	Syracuse	AHL	37	15	18	33	119	-28	8	0	3	98	--	--	--	--	--
1999-00	Vancouver	NHL	51	5	7	12	39	3	0	1	1	58	--	--	--	--	--
	Syracuse	AHL	18	5	8	13	27	2	1	0	0	52	--	--	--	--	--
2000-01	Vancouver	NHL	81	14	13	27	94	5	0	2	0	121	4	0	0	0	4
2001-02	Vancouver	NHL	82	13	20	33	111	4	1	0	2	103	6	3	2	5	0
2002-03	Vancouver	NHL	82	15	27	42	82	21	1	4	0	118	14	2	1	3	12
2003-04	Vancouver	NHL	53	11	12	23	73	5	1	1	4	79	7	3	1	4	12
	Canada	WC	9	2	2	4	8	--	--	--	--	--	--	--	--	--	--
2004-05	Did Not Play																
2005-06	Vancouver	NHL	45	8	10	18	71	-8	0	0	2	67	--	--	--	--	--
2006-07	Vancouver	NHL	81	10	20	0	30	64	1	0	3	133	1	0	0	0	2
2007-08	Vancouver	NHL	61	7	9	-4	16	64	0	0	1	68	--	--	--	--	--
	Washington	NHL	17	3	4	5	7	27	0	1	0	18	7	0	0	0	4
	NHL TOTALS		583	86	124	210	19	652	4	9	13	787	39	8	4	12	34

Sidney Crosby - 87



Position: C
Ht: 5-11
DOB: 8/7/87
Acquired: Drafted by Penguins in the first round (1st overall) of the 2005 Entry Draft.

Shoots: Left
Wt: 200
Birthplace: Cole Harbour, NS



2007-08: Battling back from high ankle sprain that sidelined him for 29 games during regular season, Penguins young captain led club to Stanley Cup Finals and tied for the NHL playoff scoring lead with 27 points (6+21) in 20 games (Detroit's Henrik Zetterberg had 27 (13+14) in 22 games)... Best playmaker in playoffs; led all playoff scorers in assists (21) ... Had multiple points in 11 of 20 playoff games ... Was tied for NHL regular season scoring lead with Vincent Lecavalier (63 points) and led league in assists (43) when he suffered high ankle sprain Jan. 18 vs. Lightning at Mellon Arena ... Missed a total of 29 games and finished third NHL season with 72 points (24+48) in 53 games ... Points-per-game average of 1.36 was virtually the same as league scoring champion Alexander Ovechkin of Washington (1.37) ... Leading vote-getter in fan balloting for NHL All-Star Game for second straight season but unable to play because of injury ... Led Penguins with plus-18 rating and scored at least one point in 43 of his 53 regular season games ... Had 24 multiple point games ... Went scoreless in first game of regular season, then recorded a 19-game point streak (11+19); longest point streak in NHL in 2007-08 ... Had a point in 23 of first 25 regular season games ... Tallied season-high four points (1+3) in 4-2 win at Minnesota Oct. 30 ... Scored dramatic shootout goal to lift Penguins to 2-1 win over Buffalo in first NHL Winter Classic Jan. 1 ... Played 200th career game (at age 20) on Jan. 3 vs. Toronto, picking up two assists ... Scored three points (2+1) on April 2 vs. Philadelphia as Penguins clinched first division title since 1997-98 with 4-2 win ... Won EPSY as Best NHL Player at annual ESPN awards show.

NHL CAREER: Became youngest captain in NHL history on May 31, 2007 at 19 years, nine months. Previous youngest was Vincent Lecavalier of Tampa Bay (19 years, 10 months) ... As 19-year-old was NHL's dominant player in 2006-07, winning the Art Ross Trophy as league scoring champion, Hart Trophy as MVP and Lester B. Pearson Award as outstanding

player voted by his peers. Also selected NHL First Team All Star ... Became youngest league scoring champion in league history and youngest recipient of Pearson Award ... Second-youngest to ever win Hart Trophy as MVP (Wayne Gretzky) ... Scoring totals of 120 points (36+84) ... 84 assists ranked second in league ... Led league in power-play points (61) and power-play assists (48) ... Recorded first career hat trick Oct. 28 vs. Philadelphia ... Took over NHL scoring lead with six points vs. Philadelphia on Dec. 13 (1+5) ... Set personal high with 10 points in a two-game span vs. Philadelphia and NY Islanders Dec. 13 and 15 (2+8); ... Became fifth Penguins player to record back-to-back 100-point seasons ... Became youngest player in NHL history to reach 200 career points (19 years, 207 days) with a goal March 2 vs. Carolina ... Led All-Star fan balloting and was youngest player to start in NHL All-Star Game since balloting began in 1986 ... Helped Penguins reach playoffs for first time since 2000-01 ... Led Penguins in playoff scoring (3+2 in five games vs. Ottawa) and scored a goal in his first three career playoff games ... As 18-year-old rookie in 2005-06 scored 102 points to surpass Mario Lemieux's team rookie record of 100 points. Lived up to billing as No.1 overall pick in 2005 NHL Entry Draft and became youngest player in NHL history to reach 100 points (18 years, 253), surpassing Hall of Famer Dale Hawerchuk's record by 101 days ... Finished fifth in NHL scoring ... Led NHL rookies with 63 assists and finished second to Ovechkin in rookie scoring ... Led the Penguins in goals, assists, points, game-winning goals (5), power-play goals (16) and shots (278)

INTERNATIONAL: Became youngest player ever to lead World Championships in scoring by posting 16 points in nine games (8+8) for Team Canada in 2006 ... Named top forward at 2006 World Championships ... As a junior star represented Canada at World Junior Championships in 2004 and 2005 ... in 2004 tournament, became youngest player to score a goal for Team Canada (16 years, four months, 24 days) ... was only Canadian player younger than

CAREER RECORD VS. NHL

	GP	G	A	PTS	PIM
ANA	2	0	2	2	0
ATL	10	5	8	13	14
BOS	9	4	12	16	9
BUF	10	4	8	12	6
CGY	2	1	0	1	2
CAR	10	4	6	10	10
CHI	2	0	2	2	2
COL	2	2	1	3	6
CBJ	2	0	1	1	8
DAL	2	2	2	4	2
DET	2	0	1	1	2
EDM	2	0	3	3	0
FLA	11	5	10	15	10
LA	1	0	3	3	0
MIN	2	1	3	4	2
MON	10	6	10	16	14
NSH	2	0	3	3	4
NJ	20	11	13	24	24
NYI	20	10	25	35	20
NYR	22	9	19	28	14
OTT	9	1	5	6	12
PHI	20	16	21	37	20
PHO	2	1	4	5	0
PIT	--	--	--	--	--
STL	2	0	1	1	0
SJ	1	0	0	0	2
TB	11	3	7	10	8
TOR	12	6	13	19	6
VAN	2	1	0	1	6
WSH	11	7	12	19	6
TOTALS	213	99	195	294	209

CAREER HIGHS

Goals: 3 (1 time), 10/28/06 at PHI

Assists: 5 (1 time), 12/13/06 vs. PHI

Points: 6 (1 time), 12/13/06 vs. PHI (1G-5A)

SOG: 9 (2 times), 12/13/07 vs. OTT

PIM: 8 (1 time), 1/7/06 vs. ATL

Hat tricks: 1, 10/28/06 at PHI (3G)



18 ... Recorded five points in six games (2+3) as Canada won silver medal ... At 2005 World Junior Championships helped lead Canada to gold with nine points in six games (6+3). ... World Junior teammates included Marc-Andre Fleury and Max Talbot.

JUNIOR: Two-time Canadian Hockey League Player of the Year and scoring champion (2003-04 and 2004-05) with Rimouski Oceanic of Quebec Major Junior Hockey League. Also named CHL Rookie of the Year in 2003-04. ... Recorded 135 points in 59 games as a 16-year-old in 2003-04 and 168 points in 66 games as a 17-year-old in 2004-05 ... His 135 points in 2003-04 were second-most by a 16-year-old in CHL history behind Wayne Gretzky (182 points for Sault Ste. Marie in 1977-78) ... Had 66 goals in 68 games in 2004-05, leading Rimouski to QMJHL title and berth in Memorial Cup final. ... Finished two-year CHL career with 2.51 points-per-game, second-highest

in CHL history behind Mario Lemieux (2.81) ... In 2004-05, averaged 2.71 points per game, second-highest single season average in CHL history behind Lemieux (4.03 with Laval in 1983-84) ... 135 points in 2003-04 were second-most by a 16-year-old in CHL history behind Wayne Gretzky (182 points for Sault Ste. Marie in 1977-78) ... Third Penguins player drafted first overall (Mario Lemieux 1984; Marc-Andre Fleury 2003).

PERSONAL: Nickname – “Sid” ... Lists Steve Yzerman as hockey idol ... Favorites include: vacation spot – anywhere with a nice beach or pool; food – Chinese; bands – 3 Doors Down, Three Days Grace and Tim McGraw ... Favorite sport other than hockey is football ... Father Troy was a goaltender for Verdun of QMJHL and was drafted by Montreal Canadiens in 1984 ... Spent first three NHL seasons living with Mario Lemieux and family ... Signed through 2012-13.

Career Statistics

YEAR	TEAM	LEAGUE	REGULAR SEASON										PLAYOFFS					
			GP	G	A	PTS	PIM	+/-	PP	SH	GW	S	GP	G	A	PTS	PIM	
2002-03	Shattuck	USHS	57	72	90	162	--	--	--	--	--	--	--	--	--	--	--	--
2003-04	Rimouski	QMJHL	59	54	81	135	74	--	--	--	--	--	9	7	9	16	13	
	Canada	WJC	6	2	3	5	4	--	--	--	--	--	--	--	--	--	--	
2004-05	Rimouski	QMJHL	62	66	102	168	84	--	--	--	--	--	13	14	17	31	16	
	Rimouski	M. Cup	--	--	--	--	--	--	--	--	--	--	5	6	5	11	6	
	Canada	WJC	6	6	3	9	4	--	--	--	--	--	--	--	--	--	--	
2005-06	PITTSBURGH	NHL	81	39	63	102	110	-1	16	0	5	278	--	--	--	--	--	
	Canada	WC	9	8	8	8	16	10	7	2	0	1	25	--	--	--	--	
2006-07	PITTSBURGH	NHL	79	36	84	120*	60	10	13	0	4	250	5	3	2	5	4	
2007-08	PITTSBURGH	NHL	53	24	48	72	39	18	6	0	4	173	20	6	21*	27*	12	
PIT/NHL TOTALS			213	99	195	294	209	27	35	0	13	701	25	9	23	32	16	

*NHL LEADER

Pascal Dupuis - 9

**Position:** RW**Ht:** 6-1**DOB:** 4/7/79**Acquired:** From Atlanta on Feb. 26, 2008, with Marian Hossa for Colby Armstrong, Erik Christensen, Angelo Esposito and a first-round pick.**Shoots:** Left**Wt:** 205**Birthplace:** Laval, QC

2007-08: Speedy veteran winger produced 12 points in 16 games (2+10) after being acquired with Marian Hossa in a Feb. 26 trade with Atlanta ... Scored a goal in his first game with the Penguins Feb. 28 vs. Boston – has now scored a goal in his first game with all four of his NHL teams (Minnesota, NY Rangers, Atlanta) ... Had season-high three assists March 16 vs. Philadelphia ... Scored a career-high three short-handed goals while with Atlanta in 2007-08 ... Recorded seven points in 20 playoff games (2+5).

NHL CAREER: Has scored at least 10 goals in six straight NHL seasons ... Began career with Minnesota and played parts of six seasons with Wild ... Set career highs with 20 goals, 28 assists, 48 points, plus-17 rating and 44 penalty minutes with Minnesota in 2002-03 ... Split 2006-07 season between Wild, New York Rangers and Atlanta.

INTERNATIONAL: Played eight games for HC Ajoie of the Swiss-2 league during NHL lockout in 2004-05, scoring five goals and 10 points.

JUNIOR: Scored 50 goals, 105 points in 61 games for Shawinigan of Quebec Major Junior Hockey League in 1999-2000 ... Played four seasons in QMJHL with Rouyn-Noranda and Shawinigan from 1996-2000, recording 247 career points in 229 games.

PERSONAL: Nickname is "Doops" ... Also played soccer growing up in Quebec province ... Was fan of Michel Goulet and Quebec Nordiques ... Lists Montreal as his favorite road city and the Bell Centre as his favorite road rink... Other favorites include: vacation spot – Bahamas; food – steak and sushi; movie – Braveheart; sport other than hockey – golf... He is happy to have met Sidney Crosby and says his most memorable moments were during the 2008 Stanley Cup Playoffs... Reached NHL as undrafted free agent in 2000 ... Pascal and his wife, Carole-Lyne, have two daughters, Maeva and Zoe, and a son, Kody. The family resides in Blainville, Que., in the offseason. ... Signed through 2010-11.

CAREER RECORD VS. NHL

	GP	G	A	PTS	PIM
ANA	18	0	6	6	8
ATL	6	2	2	4	4
BOS	9	2	3	5	2
BUF	11	1	2	3	4
CGY	24	7	6	13	12
CAR	13	3	0	3	6
CHI	16	3	5	8	10
COL	28	4	8	12	20
CBJ	17	3	2	5	6
DAL	18	4	5	9	2
DET	20	0	4	4	6
EDM	27	7	5	12	10
FLA	12	2	4	6	0
LA	16	3	4	7	8
MIN	--	--	--	--	--
MON	10	2	2	4	6
NSH	16	2	4	6	14
NJ	12	2	1	3	4
NYI	7	2	2	4	4
NYR	13	4	2	6	6
OTT	11	3	1	4	4
PHI	16	5	3	8	14
PHO	15	5	3	8	14
PIT	8	2	0	2	4
STL	16	3	3	6	2
SJ	17	4	1	5	2
TB	13	2	5	7	6
TOR	9	2	1	3	6
VAN	27	6	4	10	20
WSH	14	2	3	5	6
TOTALS	435	83	91	174	198

CAREER HIGHS

Goals: 2 (3 times), 2/07/06 vs. LA**Assists:** 4 (1 time), 3/25/04 at CHI**Points:** 4 (1 time), 3/25/04 at CHI (0G-4A)**SOG:** 8 (3 times), 12/5/06 vs. CHI**PIM:** 4 (10 times), 3/22/08 vs. NJ

Pascal Dupuis



Career Statistics

REGULAR SEASON

PLAYOFFS

YEAR	TEAM	LEAGUE	GP	G	A	PTS	PIM	+/-	PP	SH	GW	S	GP	G	A	PTS	PIM
1996-97	Rouyn-Noranda	QMJHL	44	9	15	24	20	--	--	--	--	--	--	--	--	--	--
1997-98	Rouyn-Noranda	QMJHL	39	9	17	26	36	--	--	--	--	--	--	--	--	--	--
	Shawinigan	QMJHL	28	7	13	20	10	--	--	--	--	--	6	2	0	2	4
1998-99	Shawinigan	QMJHL	57	30	42	72	118	--	--	--	--	--	6	1	8	9	18
1999-00	Shawinigan	QMJHL	61	50	55	105	99	--	--	--	--	--	13	15	7	22	4
2000-01	Minnesota	NHL	4	1	0	1	4	0	1	0	0	8	--	--	--	--	--
	Cleveland	IHL	70	19	24	43	37	--	--	--	--	--	4	0	0	0	0
2001-02	Minnesota	NHL	76	15	12	27	16	-10	3	2	0	154	--	--	--	--	--
2002-03	Minnesota	NHL	80	20	28	48	44	17	6	0	4	183	16	4	4	8	8
2003-04	Minnesota	NHL	59	11	15	26	20	5	2	0	1	127	--	--	--	--	--
2004-05	HC Ajoie	Swiss-2	8	5	5	10	26	--	--	--	--	--	6	6	8	14	8
2005-06	Minnesota	NHL	67	10	16	26	40	-10	4	0	2	151	--	--	--	--	--
2006-07	Minnesota	NHL	48	10	3	13	38	-7	2	2	0	106	--	--	--	--	--
	NY Rangers	NHL	6	1	0	1	0	-4	0	0	0	10	--	--	--	--	--
	Atlanta	NHL	17	3	2	5	4	-6	0	0	1	40	4	1	2	3	4
2007-08	Atlanta	NHL	62	10	5	15	24	-4	0	3	1	111	--	--	--	--	--
	PITTSBURGH	NHL	16	2	10	12	8	4	0	0	0	30	20	2	5	7	18
	NHL TOTALS		435	83	91	174	198	-15	18	7	9	920	40	7	11	18	30
	PIT TOTALS		16	2	10	12	8	4	0	0	0	30	20	2	5	7	18

Mark Eaton - 7



Position: D
Ht: 6-2
DOB: 5/6/77
Acquired: Signed by Penguins as a free agent on July 3, 2006.

Shoots: Left
Wt: 212
Birthplace: Wilmington, DE

2007-08: Steady defenseman was even or better for 28 of his 36 games ... Was plus or even for all 13 games in November (plus-8) ... Played 350th career NHL game Oct. 6 vs. Anaheim ... Had two assists Dec. 5 vs. Edmonton, his first multiple point game since Oct. 25, 2003 (three assists for Nashville vs. Colorado) ... Sidelined Dec. 23 with knee injury, underwent surgery and missed remaining 46 games ... Led team with 89 blocked shots at time of his injury.

NHL CAREER: Eight-year veteran needs 16 games played for 400 in NHL ... Broke in with Philadelphia in 1999-00 and also played for Nashville before coming to Pittsburgh for 2006-07 season ... Known for his capable defensive play; set career scoring highs with four goals, nine assists, 13 points in 75 games with Nashville in 2003-04 ... Also set Nashville franchise record with career-high plus-16 rating.

INTERNATIONAL: Represented U.S. at World Championships in 2001 and 2002 ... Helped Team USA win Deutschland Cup in 2004 ... Participated in 2005 U.S. Olympic Ice Hockey Orientation Camp.

COLLEGE/JUNIOR: Named CCHA Rookie of the Year in only season at University of Notre Dame in 1997-98 ... Played two years of junior hockey for Waterloo of the USHL from 1995-97. Was second-team USHL All-Star in 1996-97.

PERSONAL: Native of Delaware was first hockey player to be named Delaware's Athlete of the Year by Delaware Sportswriters and Broadcasters Association in 2000 ... Lists Phoenix as favorite road city and the Pepsi Center as favorite road arena ... Other favorites include: vacation spot – Maui; food – pizza; band – Kenny Chesney; movie – Gladiator ... Golf is favorite sport besides hockey ... He would like to meet Jesus ... Mark spends the offseason in Rhode Island with his wife Dorrie and two daughters, Kylie and Adriana ... Signed through 2009-10.

CAREER RECORD VS. NHL

	GP	G	A	PTS	PIM
ANA	15	1	1	2	6
ATL	7	0	1	1	0
BOS	10	1	2	3	4
BUF	5	0	0	0	4
CGY	12	0	3	3	4
CAR	8	0	0	0	2
CHI	24	3	0	3	10
COL	17	0	5	5	6
CBJ	24	1	0	1	16
DAL	21	1	0	1	12
DET	22	2	1	3	14
EDM	13	0	5	5	10
FLA	6	0	0	0	4
LA	15	0	2	2	4
MIN	18	1	1	2	0
MON	9	0	0	0	6
NSH	2	0	0	0	0
NJ	12	1	1	2	0
NYI	10	0	0	0	0
NYR	16	2	1	3	6
OTT	10	0	1	1	4
PHI	10	1	2	3	2
PHO	19	1	1	2	8
PIT	6	0	0	0	2
STL	21	0	2	2	8
SJ	14	0	2	2	4
TB	7	0	1	1	0
TOR	9	0	2	2	4
VAN	13	1	3	4	6
WSH	9	0	0	0	10
TOTALS	384	16	37	53	158

CAREER HIGHS

Goals: 1 (16 times), 4/08/06 vs. CHI

Assists: 3 (1 time), 10/25/03 vs. COL

Points: 3 (1 time), 10/25/03 vs. COL (0G-3A)

SOG: 6 (1 time), 3/15/03 vs. STL

PIM: 4 (5 times), 2/18/07 vs. WSH

Mark Eaton



Career Statistics

REGULAR SEASON

PLAYOFFS

YEAR	TEAM	LEAGUE	GP	G	A	PTS	PIM	+/-	PP	SH	GW	S	GP	G	A	PTS	PIM
1995-96	Waterloo	USHL	50	4	21	25	--	--	--	--	--	--	--	--	--	--	--
1996-97	Waterloo	USHL	50	6	32	38	62	--	--	--	--	--	--	--	--	--	--
1997-98	Notre Dame	CCHA	41	12	17	29	32	--	--	--	--	--	--	--	--	--	--
1998-99	Philadelphia	AHL	74	9	27	36	38	--	--	--	--	--	16	4	8	12	0
1999-00	Philadelphia	NHL	27	1	1	2	8	1	0	0	1	25	7	0	0	0	0
	Philadelphia	AHL	47	9	17	26	6	--	--	--	--	--	--	--	--	--	--
2000-01	Nashville	NHL	34	3	8	11	14	7	1	0	1	32	--	--	--	--	--
	Milwaukee	AHL	34	3	12	15	27	--	--	--	--	--	--	--	--	--	--
2001-02	Nashville	NHL	58	3	5	8	24	-12	0	0	0	52	--	--	--	--	--
2002-03	Nashville	NHL	50	2	7	9	22	1	0	0	0	52	--	--	--	--	--
	Nashville	AHL	3	1	0	1	2	--	--	--	--	--	--	--	--	--	--
2003-04	Nashville	NHL	75	4	9	13	26	16	0	0	1	82	6	0	0	0	2
2004-05	Grand Rapids	AHL	29	3	3	6	21	--	--	--	--	--	--	--	--	--	--
2005-06	Nashville	NHL	69	3	1	4	44	-2	0	0	0	28	5	0	0	0	8
2006-07	PITTSBURGH	NHL	35	0	3	3	16	-6	0	0	0	22	5	0	0	0	0
2007-08	PITTSBURGH	NHL	36	0	3	3	4	6	0	0	0	28	--	--	--	--	--
NHL TOTALS			384	16	37	53	158	11	1	0	3	321	23	0	0	0	10
PIT TOTALS			71	0	6	6	20	0	0	0	0	50	5	0	0	0	0

Ruslan Fedotenko - 26

**Position:** LW**Ht:** 6-2**DOB:** 1/18/79**Acquired:** Signed as a free agent on July 3, 2008.**Shoots:** Left**Wt:** 195**Birthplace:** Kiev, Ukraine

2007-08: Led NY Islanders in power-play goals (8) in first season with team ... Also tied for third in goals (16) and was fourth in hits (104) ... Versatile winger tied career high with three points (1+2) in Islanders debut Oct. 5 vs. Buffalo ... Played 500th NHL game Dec. 29 vs. New Jersey ... Named NHL Second Star of the Week for games ending Feb. 17. Had four goals, five points in three games, including two game-winning goals.

NHL CAREER: Seven-year NHL vet won Stanley Cup with Tampa Bay in 2003-04 ... Tied for Lightning team lead in goals during 2003-04 playoffs (12) and scored both goals in Cup-clinching 2-1 victory over Calgary ... Has played 53 career playoff games with 17 points (13+4) ... Has scored at least 16 goals in six of seven NHL seasons, including career-high 26 with Tampa Bay in 2005-06 ... Also had career-high 41 points in 2005-06 ... Closing in on 250 career points ... Signed as undrafted free agent by Philadelphia Flyers in 1999 and made NHL debut Oct. 24, 2000 vs. NY Rangers.

INTERNATIONAL: Played for Ukraine in 2006 Olympics, scoring one goal in one game vs. Switzerland.

JUNIOR: Native of Kiev, Ukraine, played one season for Sioux City in USHL in 1998-99 ... Scored 43 goals, 77 points in 55 games with the Musketeers ... Led USHL in game-winning goals (9) and finished second in goals and points.

PERSONAL: Lists St. Pete Times Forum as favorite road arena and Chicago as favorite road city ... Other favorites include: vacation spot - Lake Como, Italy; restaurant - Charley's Steakhouse; band - U2; movie - Gladiator; favorite sport other than hockey - golf ... Would like to meet Tiger Woods ... Most memorable hockey moment was 2004 Stanley Cup ... He and his wife, Debbie, have three children, Kyle, Derek and Larkin ... They reside in Wisconsin during the offseason ... Signed through 2008-09.

CAREER RECORD VS. NHL

	GP	G	A	PTS	PIM
ANA	6	2	0	2	0
ATL	38	9	12	21	34
BOS	25	7	5	12	10
BUF	25	7	5	12	10
CGY	6	2	4	6	6
CAR	36	11	5	16	20
CHI	7	2	1	3	6
COL	8	2	2	4	2
CBJ	7	1	2	3	4
DAL	7	1	2	3	0
DET	5	0	0	0	0
EDM	7	2	1	3	2
FLA	37	5	7	12	46
LA	6	3	0	3	2
MIN	7	1	0	1	10
MON	25	5	8	13	12
NSH	32	4	3	7	18
NJ	32	4	3	7	18
NYI	24	5	7	12	16
NYR	32	5	6	11	30
OTT	25	4	4	8	6
PHI	22	8	4	12	10
PHO	8	1	3	4	0
PIT	32	8	13	21	16
STL	8	4	0	4	4
SJ	8	2	0	2	6
TB	10	5	0	5	7
TOR	26	7	5	12	10
VAN	6	1	1	2	6
WSH	38	10	9	19	16
TOTALS	532	123	116	239	325

CAREER HIGHS

Goals: 2 (7 times), 2/14/08 at TOR**Assists:** 3 (2 times), 2/12/04 vs. MTL**Points:** 3 (7 times), 1/11/08 at CGY (1G-2A)**SOG:** 7 (1 time), 10/26/06 vs. CAR**PIM:** 15 (1 time), 12/17/00 at FLA



Career Statistics

REGULAR SEASON

PLAYOFFS

YEAR	TEAM	LEAGUE	GP	G	A	PTS	PIM	+/-	PP	SH	GW	S	GP	G	A	PTS	PIM
1995-96	Kiev 2	EEHL	33	9	11	20	12	--	--	--	--	--	--	--	--	--	--
	Kiev	CIS	2	0	0	0	0	--	--	--	--	--	--	--	--	--	--
1996-97	TPS U18	Fin-U18	3	3	2	5	2	--	--	--	--	--	--	--	--	--	--
	TPS Jr.	Fin-Jr.	11	1	1	2	2	--	--	--	--	--	--	--	--	--	--
	Kiekko-67	Finland-2	22	4	3	7	16	--	--	--	--	--	--	--	--	--	--
	Kiekko Turku	Finland-3	--	--	--	--	--	--	--	--	--	--	3	1	0	1	2
1997-98	Melfort	SJHL	68	35	31	66	55	--	--	--	--	--	--	--	--	--	--
1998-99	Sioux City	USHL	55	43	34	77	139	--	--	--	--	--	5	5	1	6	9
1999-00	Trenton	ECHL	8	5	3	8	9	7	1	0	0	31	--	--	--	--	--
1999-00	Philadelphia	AHL	67	16	34	50	42	24	3	1	4	139	2	0	0	0	0
2000-01	Philadelphia	NHL	74	16	20	36	72	8	3	0	4	119	6	0	1	1	4
	Philadelphia	AHL	8	1	0	1	8	2	0	0	0	18	--	--	--	--	--
2001-02	Philadelphia	NHL	78	17	9	26	43	15	0	1	3	121	5	1	0	1	2
	Ukraine	Olympics	1	1	0	1	4	--	--	--	--	--	--	--	--	--	--
2002-03	Tampa Bay	NHL	76	19	13	32	44	-7	6	0	6	114	11	0	1	1	2
2003-04	Tampa Bay	NHL	77	17	22	39	30	14	0	0	3	116	22	12	2	14	14
2004-05	Did Not Play																
2005-06	Tampa Bay	NHL	80	26	15	41	44	-4	4	0	6	164	5	0	0	0	20
2006-07	Tampa Bay	NHL	80	12	20	32	52	-3	2	0	1	154	4	0	0	0	4
2007-08	NY Islanders	NHL	67	16	17	33	40	-9	8	0	2	121	--	--	--	--	--
NHL TOTALS			532	123	116	239	325	14	23	1	25	909	53	13	4	17	46

Marc-Andre Fleury - 29

**Position:** G**Ht:** 6-2**DOB:** 11/28/84**Acquired:** Drafted by Penguins in the first round (1st overall) in the 2003 Entry Draft.**Catches:** Left**Wt:** 180**Birthplace:** Sorel, PQ

2007-08: Former No. 1 overall pick (2003) helped Penguins to Stanley Cup Finals in third full NHL season ... Quick, agile and athletic 23-year-old goaltender went 10-2-2 in final 14 regular season appearances after missing 34 games with high ankle sprain ... Won seven straight starts from March 9-30 and was 9-1-1 in the month of March with a 1.44 goals-against average and .951 save percentage ... Earned 11th career shutout March 25 vs. New Jersey, tying Les Binkley for second place on all-time club list (Tom Barrasso – 22) ... Continued torrid play in Stanley Cup playoffs, starting all 20 games and going 14-6 as Penguins reached Finals vs. Detroit ... Led all playoff goaltenders in save percentage (.933), tied for first in wins (14) and finished second in GAA (1.97) ... Posted three playoff shutouts, included clinching game against Philadelphia in Eastern Conference Finals (6-0) ... Stopped 55 of 58 shots in triple-overtime victory over Red Wings in Game 5 of Cup Finals at Detroit.

NHL CAREER: After challenging start with rebuilding franchise, he has gone 59-26-11 over past two seasons, including career-high 40 wins in 2006-07 ... 40 wins were second-highest in Penguins history, behind only Tom Barrasso's 43 in 1992-93 ... Ranks fourth among goaltenders in club history with 76 career wins ... Already holds club goaltending record for most games played in a single season (67 in 2006-07) ... Made NHL debut in 2003-04 as 18-year-old playing for last-place team. ... In first NHL game Oct. 10, 2003 vs. Los Angeles, he stopped 46 of 48 shots, including penalty shot, in 3-0 loss ... Was NHL Rookie of the Month in October, 2003.

INTERNATIONAL: Played for Team Canada at World Junior Championships in 2003 and 2004, earning two silver medals. ... Was 4-1 with 1.57 GAA in 2003 and 4-1 with 1.81 GAA in 2004 ... Team Canada teammates included Sidney Crosby and Max Talbot.

JUNIOR: Played three full seasons for Cape Breton of Quebec Major Junior Hockey League from 2000-03, part of a fourth after making pro debut in 2003-04 ... Best statistical season was 2001-02 when he went 26-14-9 with 2.78 GAA ... In 10-game stint in 2003-04 went 8-1-1 with 1.98 GAA.

PERSONAL: Nickname "Flower" ... Lists Martin Brodeur and Patrick Roy as hockey idols ... Most memorable hockey moment was playing in the Stanley Cup Final ... Montreal is favorite road city and Madison Square Garden is his favorite road arena ... Other favorites: food – French pancakes and poutine; restaurant – Ruth's Chris Steakhouse; vacation spot – St. Maarten; band – Nickelback; ... Lists tennis as favorite sport other than hockey ... Would like to meet Will Ferrell for a good laugh... Signed through 2014-15.

CAREER RECORD VS. NHL

	GP	MP	GA	GAA	REC
ANA	1	60	4	4.00	1-0-0
ATL	7	415	17	2.46	4-3-0
BOS	7	408	16	2.35	3-1-2
BUF	6	369	20	3.25	2-2-2
CGY	2	64	3	2.81	0-1-0
CAR	5	203	11	3.25	1-2-1
CHI	3	185	8	2.59	2-1-0
COL	2	117	8	4.10	1-1-0
CBJ	2	99	5	3.03	1-0-0
DAL	2	125	4	1.92	2-0-0
DET	3	179	8	2.68	1-2-0
EDM	3	179	9	3.02	1-2-0
FLA	4	169	12	4.26	1-3-0
LA	2	122	5	2.46	1-1-0
MIN	2	78	7	5.38	0-2-0
MON	9	504	36	4.29	4-3-1
NSH	2	98	2	1.22	1-1-0
NJ	18	1049	47	2.69	6-10-2
NYI	13	791	39	2.96	7-4-2
NYR	20	1217	59	2.91	9-7-4
OTT	8	375	31	4.96	2-4-0
PHI	18	1048	45	2.58	12-5-0
PHO	1	60	1	1.00	1-0-0
PIT	--	--	--	--	--
STL	2	85	5	3.53	0-2-0
SJ	1	59	3	3.05	0-1-0
TB	11	596	27	2.72	2-4-3
TOR	10	530	24	2.72	4-3-2
VAN	2	119	8	4.03	0-2-0
WSH	7	424	14	1.98	7-0-0
TOTALS	173	9,726	478	2.95	76-67-19

CAREER HIGHS

Shots faced: 51 (1 time), 1/28/06 at NYR**Saves:** 46 (1 time), 10/10/03 vs LA**Shutouts:** 11, 3/25/08 at NJ**Win streak:** 7 (1 time), 3/9/08-3/30/08**Shutout streak:** 136:33, 10/20/07-10/25/07



Career Statistics

YEAR	TEAM	LEAGUE	REGULAR SEASON								PLAYOFFS					
			GP	W	L	T	MIN	GA	SO	GAA	GP	W-L	MIN	GA	SO	GAA
1999-00	Char-Lem.	QAAA	15	4	9	0	780	36	1	2.77	--	--	--	--	--	--
2000-01	Cape Breton	QMJHL	35	12	13	2	1705	115	0	4.05	2	0-1	32	4	0	7.50
2001-02	Cape Breton	QMJHL	55	26	14	8	3043	141	2	2.78	16	9-7	1003	55	0	3.29
2002-03	Cape Breton	QMJHL	51	17	24	6	2889	162	2	3.36	4	0-4	228	17	0	4.47
	Canada	WJC	5	4	1	0	267	7	1	1.57	--	--	--	--	--	--
2003-04	PITTSBURGH	NHL	21	4	14	2	1154	70	1	3.64	--	--	--	--	--	--
	Canada	WJC	5	4	1	0	199	0	1	1.81	--	--	--	--	--	--
	Cape Breton	QMJHL	10	8	1	1	606	20	0	1.98	4	1-3	251	13	0	3.10
	Wilkes-Barre	AHL	--	--	--	--	--	--	--	--	2	0-1	92	6	0	3.90
2004-05	Wilkes-Barre	AHL	54	26	19	4	3029	127	5	2.52	4	0-2	151	11	0	4.36
2005-06	PITTSBURGH	NHL	50	13	27	6	2809	152	1	3.25	--	--	--	--	--	--
	Wilkes-Barre	AHL	12	10	2	0	727	19	0	1.57	5	2-3	311	18	0	3.48
2006-07	PITTSBURGH	NHL	67	40	16	9	3,905	184	5	2.83	5	1-4	287	18	0	3.76
2007-08	PITTSBURGH	NHL	35	19	10	2	1,858	72	4	2.33	20	14-6	1,251	41	3	1.97
	Wilkes-Barre	AHL	5	3	2	0	297	7	0	1.42	--	--	--	--	--	--
PIT/NHL TOTALS			173	76	67	19	9,726	478	11	2.95	25	15-10	1,537	59	3	2.30

Hal Gill - 2

**Position:** D**Ht:** 6-7**DOB:** 4/6/75**Acquired:** From Toronto on Feb. 26, 2008, for a 2008 second-round draft choice and a 2009 fifth-round draft choice.**Shoots:** Left**Wt:** 250**Birthplace:** Concord, MA

2007-08: Splitting the season between Toronto and Pittsburgh, towering defenseman set career highs in points (24) and assists (21) ... Acquired by Penguins on Feb. 26, 2008 for two draft picks ... Recorded first assist as a Penguin March 6 vs. Florida and first goal and first multiple point game March 16 vs. Philadelphia ... With Toronto, notched 100th career assist on Dec. 6 vs. NY Rangers ... Ranked 17th in NHL with 143 blocked shots ... In playoffs, was even or better in 15 of 20 games.

NHL CAREER: 10-year veteran has played 789 games with Boston, Toronto and Penguins ... Made NHL debut with Boston in 1997-98 and played eight full seasons with Bruins ... Best statistical season with Boston was 2001-02 when he had four goals, 18 assists, 22 points ... Signed with Toronto as free agent in 2006-07 and set career high with six goals ... Closing on in 800 career NHL games.

INTERNATIONAL: Represented U.S. at World Championships in 2000, 2001 2004 and 2005. Won a bronze medal in 2004 ... Played 31 games for Lukko Rauma in Finland during NHL lockout on 2004-05, registering 10 points and 110 penalty minutes in 31 games.

COLLEGE: Played four seasons at Providence College from 1993-97, recording 45 points (12+33) in 131 games ... Won Hockey East championship with Providence in 1995-96.

PERSONAL: Hal's favorite NHL player growing up in Massachusetts was Bruins great Ray Bourque ... Most memorable hockey moment is the 2008 Finals ... Favorite road city is New York and favorite road arena is the Bell Centre in Montreal ... Other favorites include: vacation spot - Hawaii; food - steak; band - Great Big Sea; movie - Braveheart. Lists football as his favorite sport other than hockey ... First job was mowing lawns ... Person he would like to have met is George Washington ... He and his wife, Anne, have two daughters, Isabelle and Sophie ... Signed through 2008-09.

CAREER RECORD VS. NHL

	GP	G	A	PTS	PIM
ANA	11	0	1	1	15
ATL	33	5	4	9	49
BOS	14	1	3	4	8
BUF	58	2	6	8	52
CGY	11	0	1	1	8
CAR	41	0	6	6	39
CHI	14	0	0	0	8
COL	13	1	0	1	10
CBJ	7	0	4	4	9
DAL	11	0	2	2	6
DET	12	0	0	0	11
EDM	10	0	3	3	4
FLA	39	0	3	3	52
LA	9	0	2	2	8
MIN	7	0	1	1	2
MON	56	0	8	8	52
NSH	12	0	2	2	10
NJ	38	2	4	6	32
NYI	40	0	9	9	25
NYR	43	3	6	9	29
OTT	59	2	9	11	108
PHI	40	5	5	10	25
PHO	13	1	4	5	16
PIT	41	0	6	6	53
STL	13	1	1	2	8
SJ	12	0	2	2	8
TB	38	3	9	12	32
TOR	40	1	4	5	30
VAN	14	0	2	2	10
WSH	40	2	5	7	28
TOTALS	789	29	112	141	747

CAREER HIGHS

Goals: 1 (29 times), 3/16/08 vs. PHI**Assists:** 2 (3 times), 12/10/07 vs. TB**Points:** 2 (12 times), 3/16/08 vs. PHI (1G-1A)**SOG:** 6 (1 time), 12/17/99 at ATL**PIM:** 17 (1 time), 1/17/02 vs. OTT

Hal Gill




Career Statistics

REGULAR SEASON

PLAYOFFS

YEAR	TEAM	LEAGUE	GP	G	A	PTS	PIM	+/-	PP	SH	GW	S	GP	G	A	PTS	PIM
1993-94	Providence	Hockey East	31	1	2	3	26	--	--	--	--	--	--	--	--	--	--
1994-95	Providence	Hockey East	26	1	3	4	22	--	--	--	--	--	--	--	--	--	--
1995-96	Providence	Hockey East	39	5	12	17	54	--	--	--	--	--	--	--	--	--	--
1996-97	Providence	Hockey East	35	5	16	21	52	--	--	--	--	--	--	--	--	--	--
1997-98	Boston	NHL	68	2	4	6	47	4	0	0	0	56	6	0	0	0	4
	Providence	AHL	4	1	0	1	23	-2	0	0	0	8	--	--	--	--	--
1998-99	Boston	NHL	80	3	7	10	63	-10	0	0	2	102	12	0	0	0	14
1999-00	Boston	NHL	81	3	9	12	51	0	0	0	0	120					
	United States	WC	7	0	0	0	14	--	0	0	0	9	--	--	--	--	--
2000-01	Boston	NHL	80	1	10	11	71	-2	0	0	0	79	--	--	--	--	--
	United States	WC	9	0	0	0	4	--	--	--	--	--	--	--	--	--	--
2001-02	Boston	NHL	79	4	18	22	77	16	0	0	0	137	6	0	1	1	2
2002-03	Boston	NHL	76	4	13	17	56	21	0	0	0	114	5	0	0	0	4
2003-04	Boston	NHL	82	2	7	9	99	16	0	0	0	104	7	0	1	1	4
	United States	WC	9	0	2	2	12	--	--	--	--	--	--	--	--	--	--
2004-05	Lukko	Finland	31	2	8	10	110	--	--	--	--	--	8	0	0	0	57
	United States	WC	7	0	0	0	6	--	--	--	--	--	--	--	--	--	--
2005-06	Boston	NHL	80	1	9	10	124	-4	0	0	0	68	--	--	--	--	--
	United States	WC	7	0	0	0	14	--	--	--	--	--	--	--	--	--	--
2006-07	Toronto	NHL	82	6	14	20	91	11	0	0	1	79	--	--	--	--	--
2007-08	Toronto	NHL	63	2	18	20	52	0	0	0	0	69	--	--	--	--	--
	PITTSBURGH	NHL	18	1	3	4	16	6	0	0	0	17	20	0	1	1	12
NHL TOTALS			789	29	112	141	747	58	0	0	3	945	56	0	3	3	40
PITTSBURGH TOTALS			18	1	3	4	16	6	0	0	0	17	20	0	1	1	12

Eric Godard - 28

**Position:** RW**Ht:** 6-4**DOB:** 3/7/80**Acquired:** Signed as a free agent on July 1, 2008.**Shoots:** Right**Wt:** 214**Birthplace:** Vernon, BC

2007-08: Rugged winger played career-high 74 games with Calgary Flames ... Registered two points (1+1) and career-high 171 penalty minutes ... Scored goal in 7-4 win over Nashville Oct. 13 ... Also appeared in five playoff games with Flames.

NHL CAREER: Has played 200 NHL games in parts of five seasons with Calgary and New York Islanders ... Signed by Florida Panthers as undrafted free agent in September, 1999. Traded to Islanders after three seasons in AHL in June, 2002 ... Made NHL debut with Islanders vs. Philadelphia on Oct. 17, 2002 ... Recorded first NHL point with an assist Nov. 20, 2003 vs. Tampa Bay ... Scored first NHL goal Dec. 19, 2005 vs. Toronto ... Signed by Flames as free agent in August, 2006.

JUNIOR: Played three seasons for Lethbridge of Western Hockey League from 1997-00, tallying 15 points (5+10) with 549 penalty minutes in 133 games... Led WHL in penalty minutes with 310 in 1999-00.

PERSONAL: Lists General Motors Place as favorite road arena and Nashville as favorite city to visit on the road ... Other favorites include: food – fried peanut butter and banana sandwiches; movie – Touching the Void and The Union; vacation spot – St. Lucia ... Lists his second NHL goal against Carolina on Jan. 6, 2006, as his most memorable moment in hockey ... Signed through 2010-11.

CAREER RECORD VS. NHL

	GP	G	A	PTS	PIM
ANA	5	0	0	0	17
ATL	9	0	0	0	38
BOS	5	0	0	0	10
BUF	10	0	0	0	14
CGY	2	0	0	0	5
CAR	4	1	1	2	4
CHI	6	0	0	0	0
COL	12	0	1	1	51
CBJ	7	0	0	0	31
DAL	5	0	0	0	0
DET	5	0	0	0	0
EDM	12	0	1	1	39
FLA	7	0	0	0	28
LA	5	0	0	0	2
MIN	11	0	0	0	36
MON	5	0	0	0	4
NSH	7	1	0	1	5
NJ	7	0	0	0	15
NYI	1	0	0	0	0
NYR	11	0	0	0	26
OTT	5	0	0	0	15
PHI	10	0	0	0	32
PHO	4	0	0	0	0
PIT	7	0	0	0	5
STL	6	0	1	1	10
SJ	4	0	0	0	22
TB	9	0	1	1	19
TOR	7	1	0	1	38
VAN	8	0	0	0	8
WSH	4	0	0	0	7
TOTALS	200	3	5	8	481

CAREER HIGHS

Goals: 1 (3 times), 10/30/07 at NSH**Assists:** 1 (5 times), 3/10/08 vs. STL**Points:** 1 (8 times), 3/10/08 vs. STL (OG-1A)**SOG:** 4 (1 time), 11/24/07 at COL**PIM:** 27 (2 times), 2/4/08 at EDM

Eric Godard




Career Statistics

REGULAR SEASON

PLAYOFFS

YEAR	TEAM	LEAGUE	GP	G	A	PTS	PIM	+/-	PP	SH	GW	S	GP	G	A	PTS	PIM
1997-98	Lethbridge	WHL	7	0	0	0	26	--	--	--	--	--	2	0	0	0	0
1998-99	Lethbridge	WHL	66	2	5	7	213	--	--	--	--	--	4	0	0	0	14
1999-00	Lethbridge	WHL	60	3	5	8	310	-15	1	0	0	--	--	--	--	--	--
1999-00	Louisville	AHL	4	0	1	1	2	16	0	0	0	1	--	--	--	--	--
2000-01	Louisville	AHL	45	0	0	0	132	-8	0	0	0	5	--	--	--	--	--
2001-02	Bridgeport	AHL	67	1	4	5	198	1	0	0	1	--	20	0	4	4	30
2002-03	NY Islanders	NHL	19	0	0	0	48	-3	0	0	0	6	2	0	1	1	4
2002-03	Bridgeport	AHL	46	2	2	4	199	-10	2	0	1	37	6	0	0	0	16
2003-04	NY Islanders	NHL	31	0	1	1	97	-2	0	0	0	5	--	--	--	--	--
2003-04	Bridgeport	AHL	7	0	0	0	13	-2	0	0	0	--	--	--	--	--	--
2004-05	Bridgeport	AHL	75	7	11	18	295	-10	2	0	0	--	--	--	--	--	--
2005-06	NY Islanders	NHL	57	2	2	4	115	-2	0	0	0	17	--	--	--	--	--
2006-07	Calgary	NHL	19	0	1	1	50	0	0	0	0	3	--	--	--	--	--
2006-07	Omaha	AHL	36	5	4	9	94	-2	0	1	2	--	--	--	--	--	--
2007-08	Calgary	NHL	74	1	1	2	171	-8	0	0	1	14	5	0	0	0	2
NHL TOTALS			200	3	5	8	481	-15	0	0	1	45	7	0	1	1	6

Sergei Gonchar - 55



Position: D
Ht: 6-2
DOB: 4/13/74
Acquired: Signed by the Penguins as a free agent on Aug. 3, 2005.

Shoots: Left
Wt: 211
Birthplace: Chelyabinsk, Russia

2007-08: Again confirmed status as one of NHL's elite defenseman. Finished second in scoring among league defensemen for second straight year with 65 points (12+53) and tied for second among defensemen in playoffs with 14 points (1+13) ... Finished fourth in voting for Norris Trophy as NHL's best defenseman behind Nicklas Lidstrom, Dion Phaneuf and Zdeno Chara ... Has scored at least 50 points in eight straight seasons, tops among active defensemen ... Recorded 600th NHL point Feb. 21 vs. Montreal and played 900th career game March 27 vs. NY Islanders ... Ranked eighth in NHL in average ice time (22:55) and ranked second on team in blocked shots (124) ... Had two five-game point streaks and 14 multiple point games ... Played in his fourth NHL All-Star Game ... Tied playoff career high with three assists in Game 2 vs. Philadelphia and assisted on triple-overtime game-winner in Game 5 of Stanley Cup Finals vs. Detroit.

NHL CAREER: Since 2000, leads all NHL defensemen with 111 goals and is second only to Detroit's Nicklas Lidstrom in points (442-431) ... 13-year veteran broke in with Washington in 1994-95 and played 10 seasons with Caps from 1994-2004 ... Played in Stanley Cup Finals with Caps in 1998 ... Established career highs with 26 goals in 2001-02 and 67 points in 2002-03 ... Was named Second Team NHL All-Star in 2001-02 and 2002-03 ... Traded to Boston late in 2003-04 season and played 15 games with Bruins before signing as free agent with Penguins in 2005 ... Set career high with 54 assists and tied career mark with 67 points in 2006-07 ... 67 points were most by Penguins defenseman since Larry Murphy had 73 in 1993-94 ... Entering this season, had scored 169 points in last 168 games with Penguins (31+138).

INTERNATIONAL: Won two Olympic medals with Russia – silver in 1998 and bronze in 2002. ... Also represented Russia in two World Championships (2000 and 2007), two World Cups (1996, 2005), one World Junior Championship (1993) and one European Junior Championship (1992) ... Has seven points in eight career World Cup games, tallying seven points (3+4) ... Played with Magnitogorsk in Russian league during 2004-05 lockout, recording 19 points (2+17) in 40 games... Was Magnitogorsk teammate of Evgeni Malkin and Petr Sykora ... Played three seasons in Russian league from 1991-94, one for Traktor Chelyabinsk and two for Dynamo Moscow, before coming to North America.

PERSONAL: Nicknames – “Gonch” and “Sarge” ... Lists Viacheslav Fetisov and Paul Coffey as hockey idols ... Most memorable hockey moments include two Stanley Cup Finals and 1998 Olympic silver medal ... New York is favorite road city and Air Canada Center in Toronto is favorite road arena ... Other favorites include: vacation spot – Miami and South France; food – sushi; band – Queen; movie – Get Shorty ... favorite sport other than hockey is tennis ... Lists Michael Jordan as the person he would like to meet ... Sergei and his wife, Ksenia, have a daughter, Natalie ... They reside in St. Petersburg, Russia during the off-season. ... Signed through 2009-10.

CAREER RECORD VS. NHL

	GP	G	A	PTS	PIM
ANA	15	2	3	5	14
ATL	36	10	21	31	30
BOS	46	6	18	24	42
BUF	40	3	13	16	16
CGY	14	7	3	10	14
CAR	47	7	25	32	38
CHI	15	4	7	11	4
COL	17	3	6	9	12
CBJ	7	5	7	12	10
DAL	14	0	4	4	19
DET	15	2	5	7	8
EDM	14	1	3	4	10
FLA	53	10	28	38	36
LA	16	5	6	11	8
MIN	9	2	4	6	2
MON	49	10	25	35	52
NSH	12	2	4	6	8
NJ	61	9	29	38	54
NYI	57	14	29	43	40
NYR	61	12	32	44	48
OTT	47	9	25	34	38
PHI	58	14	31	45	72
PHO	16	3	9	12	14
PIT	33	7	13	20	24
STL	16	4	3	7	22
SJ	17	9	3	12	10
TB	56	12	27	39	52
TOR	37	10	29	39	48
VAN	13	1	4	5	12
WSH	13	2	14	16	10
TOTALS	904	185	430	615	767

CAREER HIGHS


Goals: 3 (1 time), 1/4/00 vs. MTL
Assists: 3 (14 times), 1/21/08 vs. WSH
Points: 5 (1 time), 12/13/06 vs. PHI (2G-3A)
SOG: 12 (1 time), 2/4/06 vs. NYI
PIM: 10 (1 time), 3/9/98 vs. CGY
Hat Tricks: 1, 1/4/00 vs. MTL (3G)



Career Statistics

YEAR	TEAM	LEAGUE	REGULAR SEASON										PLAYOFFS				
			GP	G	A	PTS	PIM	+/-	PP	SH	GW	S	GP	G	A	PTS	PIM
1991-92	Chelyabinsk	CIS	31	1	0	1	6	--	--	--	--	--	--	--	--	--	--
	Soviet Union	EJC	6	1	4	5	8	--	--	--	--	--	--	--	--	--	--
1992-93	Dyn. Moscow	CIS	31	1	3	4	70	--	--	--	--	--	10	0	0	0	12
	Russia	WJC	7	0	2	2	10	--	--	--	--	--	--	--	--	--	--
1993-94	Dyn. Moscow	CIS	44	4	5	9	36	--	--	--	--	--	10	0	3	3	14
	Portland	AHL	--	--	--	--	--	--	--	--	--	--	2	0	0	0	0
1994-95	Portland	AHL	61	10	32	42	67	--	--	--	--	--	--	--	--	--	--
	Washington	NHL	31	2	5	7	22	4	0	0	0	38	7	2	2	4	2
1995-96	Washington	NHL	78	15	26	41	60	25	4	0	4	139	6	2	4	6	4
	Russia	WCup	4	2	2	4	2	--	--	--	--	--	--	--	--	--	--
1996-97	Washington	NHL	57	13	17	30	36	-11	3	0	3	129	--	--	--	--	--
1997-98	L. Togliatti	Rus	7	3	2	5	4	--	--	--	--	--	--	--	--	--	--
	L. Togliatti	EuroHL	1	1	0	1	2	--	--	--	--	--	--	--	--	--	--
	Washington	NHL	72	5	16	21	66	2	2	0	0	134	21	7	4	11	30
	Russia	Olympics	6	0	2	2	0	--	--	--	--	--	--	--	--	--	--
1998-99	Washington	NHL	53	21	10	31	57	1	13	1	3	180	--	--	--	--	--
1999-00	Washington	NHL	73	18	36	54	52	26	5	0	3	181	5	1	0	1	6
	Russia	WC	6	1	0	1	2	--	--	--	--	--	--	--	--	--	--
2000-01	Washington	NHL	76	19	38	57	70	12	8	0	2	241	6	1	3	4	2
2001-02	Washington	NHL	76	26	33	59	58	-1	7	0	2	216	--	--	--	--	--
	Russia	Olympics	6	0	0	0	2	--	--	--	--	--	--	--	--	--	--
2002-03	Washington	NHL	82	18	49	67	52	13	7	0	2	224	6	0	5	5	4
2003-04	Washington	NHL	56	7	42	49	44	-20	4	0	0	127	--	--	--	--	--
	Boston	NHL	15	4	5	9	12	6	2	0	0	34	7	1	4	5	4
2004-05	Metallurg	Rus	40	2	17	19	54	--	--	--	--	--	4	1	1	2	6
	Russia	WCup	4	1	2	3	6	--	--	--	--	--	--	--	--	--	--
2005-06	PITTSBURGH	NHL	75	12	46	58	100	-13	8	0	2	192	--	--	--	--	--
	Russia	Olympics	8	0	2	2	8	-2	0	0	0	13	--	--	--	--	--
2006-07	PITTSBURGH	NHL	82	13	54	67	72	-5	10	1	3	191	5	1	3	4	2
	Russia	WC	9	1	4	5	4	4	0	0	--	20	--	--	--	--	--
2007-08	PITTSBURGH	NHL	78	12	53	65	66	13	8	0	2	173	20	1	13	14	8
NHL TOTALS			904	185	430	615	767	52	81	2	26	2199	83	16	38	54	62
PITTSBURGH TOTALS			238	37	153	190	238	-5	26	1	7	556	25	2	16	18	10

Tyler Kennedy - 48



Position: C
Ht: 5-11
DOB: 7/15/86
Acquired: Drafted by Penguins in the fourth round (99th overall) in the 2004 Entry Draft.

Shoots: Left
Wt: 183
Birthplace: Sault Ste. Marie, ON

2007-08: Gritty winger had 10 goals, 19 points in 55 games as NHL rookie ... Made NHL debut Oct. 27 vs. Montreal, at age 21 ... Scored first NHL goal Nov. 3 vs. NY Islanders but had to wait to have it confirmed by video replay ... Had first NHL assist and first multiple point game Nov. 24 vs. Atlanta (0+2) ... Four of his 10 goals were game-winners ... Tied for third on team in game-winning goals behind Ryan Malone (6) and Evgeni Malkin (5) ... Recorded three points Dec. 15 vs. NY Islanders (1+2) and again March 12 vs. Buffalo (1+2) ... Selected to play in YoungStars game at NHL All-Star weekend but could not participate because of illness ... Recorded first career playoff point with assist in Game 3 vs. Ottawa.

JUNIOR: Played four seasons for hometown Sault Ste. Marie Greyhounds of Ontario Hockey League scoring 64 goals and adding 120 assists for 184 points in 249 career games ... Led Greyhounds in scoring as 19-year-old in 2005-06, recording 70 points (22+48) in 64 games ... Was team's No. 2

scorer in 2004-05 with 57 points (21+36) ... Was team rookie of the year in 2002-03.

PERSONAL: Nickname – "TK" ... Lists Scotiabank Place as favorite road arena and Vancouver as favorite city on the road ... Other favorites include: vacation spot – Trout Lake or Mile 67 Cabin; band – Hank Williams Jr.; food – Italian; restaurant – Fratelli's Italian Restaurant; movie – Shooter and Nitro Circus ... Fishing is his favorite sport besides hockey ... Would like to meet Travis Pastrana ... Most memorable hockey moment was scoring his first NHL goal in New York ... Signed through 2008-09.

CAREER RECORD VS. NHL

	GP	G	A	PTS	PIM
ANA	--	--	--	--	--
ATL	2	0	2	2	0
BOS	3	0	1	1	0
BUF	4	1	2	3	0
CGY	1	0	0	0	0
CAR	1	0	0	0	0
CHI	--	--	--	--	--
COL	1	0	0	0	0
CBJ	--	--	--	--	--
DAL	1	1	0	1	0
DET	--	--	--	--	--
EDM	1	0	0	0	0
FLA	4	1	0	1	4
LA	--	--	--	--	--
MIN	1	0	0	0	2
MON	2	0	0	0	2
NSH	--	--	--	--	--
NJ	4	0	0	0	0
NYI	7	2	4	6	11
NYR	5	0	0	0	14
OTT	4	2	0	2	0
PHI	4	1	0	1	0
PHO	1	1	0	1	0
PIT	--	--	--	--	--
STL	--	--	--	--	--
SJ	1	0	0	0	0
TB	3	0	0	0	0
TOR	2	1	0	1	2
VAN	1	0	0	0	0
WSH	2	0	0	0	0
TOTALS	55	10	9	19	35

CAREER HIGHS

Goals: 1 (10 times), 3/16/08 vs. PHI
Assists: 1 (3 timea), 3/12/08 vs. BUF
Points: 3 (2 times), 3/12/08 vs. BUF (1G-2A)
SOG: 6 (1 time), 3/2/08 vs. ATL
PIM: 12 (1 time), 12/18/07 at NYR



Career Statistics

REGULAR SEASON

PLAYOFFS

YEAR	TEAM	LEAGUE	GP	G	A	PTS	PIM	+/-	PP	SH	GW	S	GP	G	A	PTS	PIM
2002-03	S. Ste. Marie	OHL	61	5	10	15	33	--	--	--	--	--	4	0	0	0	0
2003-04	S. Ste. Marie	OHL	63	16	26	42	28	--	--	--	--	--	--	--	--	--	--
2004-05	S. Ste. Marie	OHL	61	21	36	57	37	--	--	--	--	--	4	1	3	4	4
2005-06	S. Ste. Marie	OHL	64	22	48	70	60	--	--	--	--	--	4	1	2	3	2
2006-07	Wilkes-Barre	AHL	40	12	25	37	20	15	5	0	0	116	--	--	--	--	--
2007-08	PITTSBURGH	NHL	55	10	9	19	35	2	1	0	4	104	20	0	4	4	13
	Wilkes-Barre	AHL	10	5	4	9	10	2	1	0	2	26	--	--	--	--	--
	PIT/NHL TOTALS		55	10	9	19	35	2	1	0	4	104	20	0	4	4	13

Kris Letang - 58

**Position:** D**Ht:** 6-0**DOB:** 4/24/87**Acquired:** Drafted by Penguins in the third round (62nd overall) of the 2005 Entry Draft.**Shoots:** Right**Wt:** 201**Birthplace:** Montreal, QC

2007-08: Promising defenseman played 63 NHL games as a 20-year-old, contributing six goals and 17 points ... Also scored five shootout goals – tops among NHL defensemen ... Three of his shootout goals were game-winners ... Scored on first four career shootout attempts, including back-to-back game-winners at Calgary Dec. 6 and Vancouver Dec. 8 ... Played in YoungStars Game at NHL All-Star Weekend ... Recorded first career playoff point with assist in Game 3 of conference semifinals vs. NY Rangers ... Began regular season with Wilkes-Barre/Scranton and played 10 AHL games (1+6) before being recalled in November.

NHL CAREER: Played seven games with Penguins as 19-year-old at start of 2006-07 season, scoring two goals ... Registered first NHL goal Oct. 12, 2006 vs. NY Rangers. Sidney Crosby (19) and Jordan Staal (18) also scored that night, marking first time three teenagers had goals in one NHL game since Oct. 17, 1983, when Dave Andreychuk, Paul Cyr and Phil Housley scored for Buffalo.

INTERNATIONAL: Won back-to-back gold medals with Canada at 2006 and 2007 World Junior Championships and was captain of 2007 team ... Named one of Canada's top three players in 2007 tournament ... Tied for second in tournament scoring among defensemen with six points (0+6) in six games. ... Also played for Canada at World Under-18 Championships in 2004-05.

JUNIOR: Played three seasons for Val d'Or of Quebec Major Junior Hockey League. ... Was First Team All-Star defenseman in 2006-07 as he led team to QMJHL Finals ... Also won Emile "Butch" Bouchard Trophy as league's best defenseman, Paul Dumont Trophy (best personality) and Kevin Lowe Trophy (top defensive defenseman) ... Played 170 career games with Val d'Or, scoring 52 goals and 152 points.

PERSONAL: Nickname – "Tanger" ... Lists the Bell Centre in Montreal as favorite road arena and New York as favorite road city... Tennis and golf are his favorite sports beside hockey ... Other favorites: vacation spot – Hawaii; food – steak; band – Metallica; movie – The Game ... Wishes he could have met Maurice "The Rocket" Richard ... Signed through 2009-10.

CAREER RECORD VS. NHL

	GP	G	A	PTS	PIM
ANA	--	--	--	--	--
ATL	4	0	1	1	0
BOS	4	0	0	0	0
BUF	4	1	1	2	0
CGY	1	0	0	0	0
CAR	3	1	0	1	0
CHI	--	--	--	--	--
COL	--	--	--	--	--
CBJ	1	0	0	0	0
DAL	1	0	0	0	0
DET	1	0	0	0	0
EDM	1	1	0	1	0
FLA	4	1	0	1	2
LA	1	0	1	1	0
MIN	8	1	1	2	6
MON	6	1	1	2	13
NSH	--	--	--	--	--
NJ	6	0	2	2	0
NYI	1	0	0	0	4
NYR	1	1	0	1	0
OTT	4	0	1	1	0
PHI	7	1	1	2	6
PHO	1	1	0	1	0
PIT	--	--	--	--	--
STL	--	--	--	--	--
SJ	1	0	0	0	0
TB	4	0	1	1	0
TOR	2	0	1	1	0
VAN	1	0	0	0	0
WSH	3	0	0	0	0
TOTALS	70	8	11	19	27

CAREER HIGHS

Goals: 1 (8 times), 3/12/08 vs. BUF**Assists:** 1 (11 times), 3/22/08 vs. NJ**Points:** 2 (2 times), 3/12/08 vs. BUF (1G-1A)**SOG:** 3 (4 times), 3/12/08 vs. BUF**PIM:** 7 (1 time), 3/30/08 vs. NYR

Kris Letang



Career Statistics

REGULAR SEASON

PLAYOFFS

YEAR	TEAM	LEAGUE	GP	G	A	PTS	PIM	+/-	PP	SH	GW	S	GP	G	A	PTS	PIM
2004-05	Val d'Or	QMJHL	70	13	19	32	79	--	--	--	--	--	--	--	--	--	--
2005-06	Val d'Or	QMJHL	60	25	43	68	156	4	13	1	2	290	5	1	5	6	20
	Canada	WJC	6	1	2	3	2	5	0	0	1	8	--	--	--	--	--
2006-07	PITTSBURGH	NHL	7	2	0	2	4	-3	2	0	0	8	--	--	--	--	--
	Val d'Or	QMJHL	40	14	38	52	74	19	5	2	4	171	19	12	19	31	48
	Canada	WJC	6	0	6	6	12	4	0	0	0	22	--	--	--	--	--
	Wilkes-Barre	AHL	--	--	--	--	--	--	--	--	--	--	1	0	1	1	2
2007-08	PITTSBURGH	NHL	63	6	11	17	23	-1	1	0	3	68	16	0	2	2	12
	Wilkes-Barre	AHL	10	1	6	7	4	0	0	0	0	18	--	--	--	--	--
	PIT/NHL TOTALS		70	8	11	19	27	-4	3	0	0	76	16	0	2	2	12

Evgeni Malkin - 71



Position: C
Ht: 6-3
DOB: 7/31/86
Acquired: Drafted by Penguins in the first round (2nd overall) in the 2004 Entry Draft.

Shoots: Left
Wt: 195
Birthplace: Magnitogorsk, Russia



2007-08: First Team NHL All-Star and finalist for Hart Trophy as league MVP and Lester B. Pearson Award as most outstanding player. ... Gifted young center became dominating offensive force for Penguins team that won Atlantic Division and Eastern Conference titles and reached Stanley Cup Finals ... Finished second in NHL scoring race to Washington's Alexander Ovechkin with 106 points (47+59) in 82 games ... Led team in goals, assists, points and power-play goals (17) ... Tied for third in NHL in power-play points (40) and tied for fourth in power-play goals ... Had 15-game point streak (7+15) from Oct. 23-Nov. 22, longest ever for Russian-born NHL player ... Had first two NHL hat-tricks – Jan. 3 vs. Toronto and Jan. 14 vs. NY Rangers ... Elevated his game after Sidney Crosby was injured Jan. 18 and had 54 points (24+30) in final 36 games ... Named NHL First Star of month for February ... Scored 22 points during 10-game scoring streak (6+16) from Feb. 2-21 ... Recorded 100th NHL assist Feb. 26 vs. NY Islanders ... 12th player in Penguins history to score 100 points in a season ... Had 27 multiple-point games ... Ranked fifth in NHL in playoff scoring with 22 points in 20 games (10+12) ... Led team with three game-winning goals in playoffs. ... Was even or better in 16 of 20 playoff games ... Had seven points (2+5) in four games of conference quarterfinals vs. Ottawa and seven points (4+3) in five games of conference semifinals vs. NY Rangers ... Overwhelming choice as NHL First Team All-Star center, receiving 93 of 134 first-place votes and easily outdistancing San Jose's Joe Thornton, Detroit's Pavel Datsyuk and Tampa Bay's Vincent Lecavalier in media balloting ... Finished second in Hart Trophy voting, behind Ovechkin and ahead of Calgary's Jarome Iginla, Detroit's Nicklas Lidstrom and New Jersey's Martin Brodeur.

NHL CAREER: Won Calder Trophy as NHL Rookie of the Year in 2006-07 and named to NHL All-Rookie Team ... First Penguins player to be named Rookie of the Year since Mario Lemieux

in 1984-85 ... Led all NHL rookies in goals (33), assists (52), points (85), power-play goals (16) and power-play points (40) ... First Penguins player to win rookie scoring title since Lemieux ... Ranked second on team in goals and points and third in assists ... Led team in power-play goals and game-winning goals (6) ... His 16 power-play goals tied team rookie record set one year earlier by Crosby ... Scored first NHL goal in first NHL game Oct. 18, 2006 against New Jersey's Brodeur ... Became first NHL player in 89 years to score a goal in each of his first six games ... Had career-high five assists Jan. 20, 2007 vs. Toronto ... Named NHL Rookie of the Month in October and November, becoming first rookie to win award in consecutive months since Ron Hextall of Philadelphia in 1986 ... 25 of his 33 goals were scored when the Penguins were trailing or tied ... Made NHL playoff debut against Ottawa and recorded four points in five games.

INTERNATIONAL: Represented Russia at 2006 Olympics as well as two World Championships (2006, 2007), three World Junior Championships (2004, 2005, 2006) and two World Under-18 Championships (2003, 2004) ... Had six points in seven games as a 19-year-old at 2006 Olympics ... Named to All-Tournament team at 2007 World Championships and tied for Russian team scoring lead at 2006 Worlds with nine points (3+6) in seven games) ... Named top forward and tournament MVP at 2006 World Junior Championship, where he scored 10 points in six games ... In two appearances at World Junior Championships had 20 points in 12 games (7+13) ... In two appearances at World Under-18 Championships had 17 points in 12 games (9+8) ... Played three seasons for hometown Metallurg Magnitogorsk in Russian Super League from 2003-06. Led team to regular season title in 2005-06 and ranked third in league scoring as 19-year-old with 47 points (21+26) in 46 games. Was teammate of Sergei Gonchar and Petr Sykora with Magnitogorsk in 2004-05.

CAREER RECORD VS. NHL

	GP	G	A	PTS	PIM
ANA	2	1	2	3	4
ATL	8	1	6	7	8
BOS	8	9	1	10	18
BUF	8	4	2	6	6
CGY	1	1	0	1	0
CAR	7	2	4	6	10
CHI	1	1	0	1	0
COL	1	0	1	1	2
CBJ	1	1	0	1	0
DAL	2	1	0	1	0
DET	--	--	--	--	--
EDM	1	0	2	2	0
FLA	8	2	6	8	2
LA	2	4	1	5	4
MIN	1	2	1	3	4
MON	8	4	10	14	4
NSH	1	1	1	2	2
NJ	16	9	11	20	6
NYI	16	4	12	16	14
NYR	15	7	5	12	12
OTT	8	3	5	8	12
PHI	15	10	14	24	18
PHO	2	0	1	1	2
PIT	--	--	--	--	--
STL	1	1	0	1	2
SJ	2	0	0	0	4
TB	8	3	3	6	2
TOR	8	5	14	19	16
VAN	1	0	1	1	2
WSH	8	4	8	12	6
TOTALS	160	80	111	191	158

CAREER HIGHS

- Goals:** 3 (2 times), 1/14/08 vs. NYR
- Assists:** 5 (1 time), 1/20/07 vs. TOR
- Points:** 5 (1 time), 1/20/07 vs. TOR (0G-5A)
- SOG:** 8 (3 times), 3/16/08 vs. PHI
- PIM:** 10 (1 time), 12/11/07 at PHI
- Hat Tricks:** 2, 1/14/08 vs. NYR (3G)

Evgeni Malkin



PERSONAL: Nickname – Geno ... Lists Boston as favorite road city and the TD Banknorth Garden as favorite road arena ... Other favorites include: vacation spot – Paris; food – sushi; restaurant – Yokoso Japanese Restaurant; band – Russian band, “Rouky Viergh” (Hands Up); movie – The Mummy. Soccer and billiards are favorite sports other than hockey ... Would like to

meet Michael Jordan and Maria Sharapova ... Assisting on Petr Sykora’s game-winning goal in triple overtime of Game 5 against Detroit in the Stanley Cup Final is his most memorable moment in hockey ... Signed through 2013-14.

Career Statistics

REGULAR SEASON

PLAYOFFS

YEAR	TEAM	LEAGUE	GP	G	A	PTS	PIM	+/-	PP	SH	GW	S	GP	G	A	PTS	PIM
2002-03	Russia	U18WJC	6	5	4	9	2	11	--	--	--	--	--	--	--	--	--
2003-04	Magnitogorsk	RUS	33	3	9	12	12	11	--	--	--	--	--	--	--	--	--
	Russia	WJC	6	1	4	5	0	2	--	--	--	--	--	--	--	--	--
2004-05	Russia	U18 WJC	6	4	4	8	31	4	--	--	--	--	--	--	--	--	--
	Magnitogorsk	RUS	52	12	20	32	24	21	--	--	--	--	5	0	4	4	0
	Russia	WC	9	0	4	4	8	6	--	--	--	--	--	--	--	--	--
	Russia	WJC	6	3	7	10	16	0	--	--	--	--	--	--	--	--	--
2005-06	Magnitogorsk	RUS	46	21	26	47	46	28	--	--	--	--	11	5	10	15	41
	Russia	Olympics	7	2	4	6	31	5	--	--	--	--	--	--	--	--	--
	Russia	WC	7	3	6	9	6	7	--	--	--	--	--	--	--	--	--
2006-07	Russia	WJC	6	4	6	10	12	5	--	--	--	--	--	--	--	--	--
	PITTSBURGH	NHL	78	33	52	85	80	2	16	0	6	242	5	0	4	4	8
2007-08	Russia	WC	9	5	5	10	6	5	2	0	--	33	--	--	--	--	--
	PITTSBURGH	NHL	82	47	59	106	78	16	17	0	5	268	20	10	12	22	4
PIT/NHL TOTALS			160	80	111	191	158	18	33	0	11	510	25	10	16	26	32

Brooks Orpik - 44

**Position:** D**Ht:** 6-2**DOB:** 9/26/80**Acquired:** Drafted by Penguins in the first round (18th overall) of the 2000 Entry Draft.**Shoots:** Left**Wt:** 228**Birthplace:** San Francisco, CA

2007-08: Rugged defensemen ranked fifth in NHL with 239 hits during regular season and was imposing physical force during Stanley Cup playoffs ... Led NHL playoffs in hits (102) and blocked shots (61) ... During regular season, registered career best plus/minus rating (plus-12) and also set career-highs in assists (10) and points (11) ... Twice had nine hits in a game – March 20 vs. Tampa Bay and Nov. 30 vs. Dallas ... 239 hits were second among NHL defensemen ... Ranked third on team with 125 blocked shots ... Scored a goal Feb. 14 vs. Carolina, his first goal since Oct. 22, 2005 – a span of 180 games ... Had two assists Nov. 5 vs. New Jersey, his first multiple-point game since April 5, 2006 ... Recorded his first career playoff point with an assist in Game 1 of conference semifinals against NY Rangers.

NHL CAREER: Five-year NHL vet closing in on 300 career games and 400 career penalty minutes ... Made Penguins and NHL debut during 2002-03 season, became a regular in 2003-04 ... Played career high 79 games and registered career-high 127 penalty minutes in 2003-04 ... Named to Eastern Conference Young Guns roster at 2004 NHL All-Star Game.

INTERNATIONAL: Played for U.S. at 2007 World Championships.

COLLEGE: Played three seasons at Boston College from 1998-01 and helped Eagles to NCAA championship as junior in 2000-01 ... Had 20 assists, 124 penalty minutes in 40 games as a junior ... Career total of 41 points (2+39) at BC with 322 PIMs in 119 games.

PERSONAL: Favorites include: vacation spot – Sunny Isles, Florida; restaurant – Il Pizzaiolo in Mt. Lebanon; band – Pearl Jam; movie – The Pianist. ... Favorite road city is Boston and favorite NHL road arena is Madison Square Garden... Favorite sport other than hockey is soccer ... Person he wishes he could meet is Ronaldinho ... Lists winning the national championship with Boston College in 2001 as his most memorable hockey moment ... Signed through 2013-14.

CAREER RECORD VS. NHL

	GP	G	A	PTS	PIM
ANA	4	0	0	0	0
ATL	14	0	3	3	18
BOS	14	2	0	2	18
BUF	16	0	0	0	6
CGY	2	0	0	0	0
CAR	14	1	2	3	42
CHI	3	0	0	0	2
COL	3	1	1	2	2
CBJ	1	0	0	0	2
DAL	3	0	1	1	0
DET	2	0	0	0	2
EDM	2	0	0	0	2
FLA	16	0	0	0	14
LA	3	0	0	0	15
MIN	4	0	1	1	13
MON	15	0	1	1	27
NSH	3	0	0	0	6
NJ	26	0	7	7	24
NYI	28	0	5	5	28
NYR	27	0	0	0	26
OTT	16	0	1	1	16
PHI	27	0	2	2	49
PHO	4	0	0	0	9
PIT	--	--	--	--	--
STL	3	0	0	0	8
SJ	3	0	0	0	6
TB	14	0	2	2	10
TOR	14	0	2	2	22
VAN	1	0	0	0	0
WSH	15	0	4	4	25
TOTALS	297	4	32	36	392

CAREER HIGHS

Goals: 1 (4 times), 2/14/08 at CAR**Assists:** 2 (2 times), 11/5/07 at NJ**Points:** 2 (2 times), 11/5/07 at NJ (0G-2A)**SOG:** 4 (2 times), 3/27/07 at WSH**PIM:** 19 (1 time), 3/4/06 vs. CAR

Brooks Orpik



Career Statistics

REGULAR SEASON

PLAYOFFS


YEAR	TEAM	LEAGUE	GP	G	A	PTS	PIM	+/-	PP	SH	GW	S	GP	G	A	PTS	PIM
1996-97	Thayer Acad.	USHS	20	4	1	5	--	--	--	--	--	--	--	--	--	--	--
1997-98	Thayer Acad.	USHS	22	0	7	7	--	--	--	--	--	--	--	--	--	--	--
1998-99	Boston College	Hockey East	41	1	10	11	96	--	--	--	--	--	--	--	--	--	--
1999-00	Boston College	Hockey East	38	1	9	10	102	--	--	--	--	--	--	--	--	--	--
2000-01	Boston College	Hockey East	40	0	20	20	124	--	--	--	--	--	--	--	--	--	--
2001-02	Wilkes-Barre	AHL	78	2	18	20	99	2	1	0	0	72	--	--	--	--	--
2002-03	Wilkes-Barre	AHL	71	4	14	18	105	5	0	0	1	79	6	0	0	0	14
	PITTSBURGH	NHL	6	0	0	0	2	-5	0	0	0	2	--	--	--	--	--
2003-04	PITTSBURGH	NHL	79	1	9	10	127	-36	0	0	0	56	--	--	--	--	--
	Wilkes-Barre	AHL	3	0	0	0	2	1	0	0	0	6	24	0	4	4	53
2004-05	Did Not Play																
2005-06	PITTSBURGH	NHL	64	2	7	9	124	-3	0	0	0	32	--	--	--	--	--
	United States	WC	7	0	0	0	10	0	0	0	0	3	--	--	--	--	--
2006-07	PITTSBURGH	NHL	70	0	6	6	82	4	0	0	0	59	5	0	0	0	8
2007-08	PITTSBURGH	NHL	78	1	10	11	57	11	0	0	0	50	20	0	2	2	18
PIT/NHL TOTALS			297	4	32	36	392	-29	0	0	0	199	25	0	2	2	26

Dany Sabourin - 30



Position: G
Ht: 6-4
DOB: 9/3/80
Acquired: Signed as a free agent on July 1, 2007.

Catches: Left
Wt: 200
Birthplace: Val d'Or, QC



2007-08: Set career highs with 10 wins and 24 games played, while sharing goaltending duties with Marc-Andre Fleury and Ty Conklin ... Recorded first-career NHL shutout in 5-0 win over New Jersey on Nov. 5 (20 saves) and posted another with 2-0 win in hometown of Montreal Jan. 19 (31 saves) ... Earned first win as a Penguin on Oct. 19 in 4-3 shootout victory over Carolina ... Led Penguins goaltenders with four shootout wins and was 4-1 in shootouts, stopping 20 of 26 shots.

NHL CAREER: Played four games for Calgary Flames in 2003-04 season, going 0-3-0 with 3.55 GAA ... Made NHL debut with Calgary Oct. 29, 2003 vs. Dallas. ... Made Penguins debut Jan. 11, 2006 at Columbus, following parts of six seasons in minor leagues ... Spent most of 2005-06 season with Wilkes-Barre Scranton (AHL), where he recorded 30 wins and an Aldege "Baz" Bastien Award as AHL's top goalie ... Signed with Vancouver Canucks in 2006-07 and went 2-4-1 in nine games with 2.63 goals-against average as backup to Roberto Luongo ... Posted first career NHL win Oct. 17, 2006 against Edmonton (2-1). ... Minor league career included ECHL stops in Wheeling, Johnstown.

PERSONAL: Lists the Bell Centre as favorite road arena and Vancouver as favorite road city ... Other favorites include: food – steak; band – Red Hot Chili Peppers; movie – Gladiator; vacation spot – Dominican Republic ... Baseball and tennis are favorite sports other than hockey ... Would like to have met Maurice "The Rocket" Richard ... Lists 2-0 shutout in Montreal on Jan. 19, 2008 as most memorable hockey moment ... He and his wife, Cindy, have a daughter, Coralie.

CAREER RECORD VS. NHL

	GP	MP	GA	GAA	REC
ANA	2	96	5	3.12	1-0-0
ATL	1	16	0	0.00	0-0-0
BOS	1	59	2	2.03	0-1-0
BUF	1	65	3	2.77	0-0-1
CGY	2	90	2	1.33	1-0-0
CAR	3	144	7	2.92	1-1-0
CHI	--	--	--	--	--
COL	1	59	3	3.05	0-1-0
CBJ	2	49	5	6.00	0-2-0
DAL	1	60	4	4.00	0-1-0
DET	1	20	1	3.00	0-0-0
EDM	1	58	2	2.07	0-1-0
FLA	--	--	--	--	--
LA	1	60	2	2.00	1-0-0
MIN	1	60	2	2.00	1-0-0
MON	3	164	4	1.46	2-0-1
NSH	2	113	9	4.78	0-2-0
NJ	2	120	3	1.50	1-1-0
NYI	2	120	6	3.00	1-1-0
NYR	1	60	4	4.00	0-1-0
OTT	2	114	6	3.16	1-1-0
PHI	2	98	8	4.90	0-2-0
PHO	2	119	4	2.02	1-1-0
PIT	--	--	--	--	--
STL	--	--	--	--	--
SJ	--	--	--	--	--
TB	--	--	--	--	--
TOR	2	75	5	4.00	0-1-0
VAN	2	65	1	0.92	1-0-0
WSH	1	28	4	8.57	0-0-0
TOTALS	38	1910	92	2.89	12-17-2

CAREER HIGHS

Shots faced: 46 (1 time), 2/14/08 at CAR

Saves: 42 (1 time), 2/14/08 at CAR

Shutouts: 2, 1/19/08 at MTL

Win streak: 2 (3 times), 1/19/08-2/9/08

Shutout streak: 86:32, 11/1/07-11/7/07

Dany Sabourin



Career Statistics

YEAR	TEAM	LEAGUE	REGULAR SEASON								PLAYOFFS					
			GP	W	L	T	MIN	GA	SO	GAA	GP	W-L	MIN	GA	SO	GAA
1997-98	Sherbrooke	QMJHL	37	15	15	2	1907	128	1	4.03	--	--	--	--	--	--
1998-99	Sherbrooke	QMJHL	30	8	13	2	1463	102	1	4.18	1	0-1	49	2	0	2.45
	Saint John	AHL	--	--	--	--	--	--	--	--	1	0-1	57	4	0	4.19
1999-00	Sherbrooke	QMJHL	55	25	22	5	3066	181	1	3.54	5	1-4	324	18	0	3.33
2000-01	Johnstown	ECHL	19	4	9	1	903	56	0	3.72	1	0-0	40	2	0	3.00
	Saint John	AHL	1	1	0	0	40	0	0	0.00	--	--	--	--	--	--
2001-02	Johnstown	ECHL	27	14	10	1	1539	84	0	3.28	3	0-2	137	5	0	2.18
	Saint John	AHL	10	4	4	0	447	18	1	2.41	--	--	--	--	--	--
2002-03	Saint John	AHL	41	15	17	4	2220	100	4	2.70	--	--	--	--	--	--
2003-04	Lowell	AHL	14	5	7	2	821	39	0	2.85	--	--	--	--	--	--
	Calgary	NHL	4	0	3	0	168	10	0	3.57	--	--	--	--	--	--
	Las Vegas	ECHL	10	6	3	1	613	24	0	2.35	1	0-1	58	2	0	2.07
2004-05	Wheeling	ECHL	27	19	6	1	1578	44	5	1.67	--	--	--	--	--	--
	Wilkes-Barre	AHL	20	8	8	2	1028	38	1	2.22	--	--	--	--	--	--
2005-06	PITTSBURGH	NHL	1	0	1	0	20	4	0	11.43	--	--	--	--	--	--
	Wilkes-Barre	AHL	49	30	14	4	2943	111	4	2.26	6	2-3	362	13	1	2.15
2006-07	Vancouver	NHL	9	2	5	0	479	21	0	2.63	2	0-0	14	1	11	4.29
	Manitoba	AHL	2	1	1	9	119	4	1	2.01	--	--	--	--	--	--
2007-08	PITTSBURGH	NHL	24	10	9	1	1241	57	2	2.75	--	--	--	--	--	--
NHL TOTALS			38	12	17	2	1910	92	2	2.89	2	0-0	14	1	11	4.29
PITTSBURGH TOTALS			25	10	10	1	1261	61	0	2.90	--	--	--	--	--	--

Miroslav Satan - 81

**Position:** RW**Ht:** 6-3**DOB:** 10/22/74**Acquired:** Signed as a free agent on July 3, 2008.**Shoots:** Left**Wt:** 191**Birthplace:** Topolcany, Slovak Republic

2007-08: Talented veteran winger played third season for NY Islanders, ranking second on team in game-winning goals (4) ... Tied for third on team in scoring with 41 points (16+25) ... Appeared in 80 games in 2007-08; has played at least 79 games for 10 straight NHL seasons ... Played 900th career game Dec. 21 vs. Penguins ... Scored three straight game-winning goals (Nov. 3 vs. Penguins, Nov. 6 vs. NY Rangers, Nov. 10 vs. New Jersey), marking first time an Islander accomplished the feat since Bryan Trottier in January, 1982.

NHL CAREER: Has scored at least 25 goals in nine of 12 NHL seasons ... Has scored more than 30 goals four times, including career-high 40 with Buffalo in 1998-99 ... Has topped 60 points six times, including career-high 75 with Buffalo in 2002-03 ... Had 66 points (35+31) in first season with Islanders in 2005-06 ... Closing in on 350 career goals, 350 assists, 700 points and 1,100 games ... Remarkably durable, has played 809 of a possible 820 regular season games over past 10 seasons ... Has had two streaks of at least 250 consecutive games played – 305 (ended March 24, 2007) and 256 (ended November, 2002) ... Played in NHL All-Star Game in 2000 and 2003.

INTERNATIONAL: Represented Slovakia eight times at World Championships – 1994, 1995, 1996, 2000, 2002, 2003, 2004, 2005... Served as team captain in 2003 and 2004, leading team to a gold medal in 2003 and bronze in 2004 ... Played for Slovakia at World Cup of Hockey in 1996 and

2004 and also served as team captain at 2004 World Cup ... Played for Slovakia at Olympic Games in 1994, 2002 and 2006. Scored nine goals in eight games, including two hat tricks, at 1994 Olympics.

PERSONAL: Lists the Bell Centre as favorite road arena and Tampa Bay as favorite road city ... Other favorites include: vacation spot – Italy; food – Italian and French; band – Elan; movie – The Big Lebowski ... Golf and soccer are his favorite sports other than hockey ... Signed through 2008-09.

CAREER RECORD VS. NHL

	GP	G	A	PTS	PIM
ANA	22	9	7	16	6
ATL	31	22	20	42	12
BOS	53	19	24	43	28
BUF	16	5	4	9	12
CGY	19	9	8	17	8
CAR	46	18	21	39	16
CHI	20	9	3	12	8
COL	23	6	8	14	8
CBJ	7	1	4	5	4
DAL	18	4	7	11	8
DET	17	6	4	10	4
EDM	12	2	1	3	16
FLA	45	15	16	31	18
LA	24	6	10	16	18
MIN	8	3	5	8	4
MON	52	16	17	33	18
NSH	11	0	2	2	21
NJ	56	15	21	36	22
NYI	32	8	7	15	20
NYR	58	28	20	48	16
OTT	52	13	17	30	10
PHI	54	15	18	33	18
PHO	18	7	7	14	6
PIT	56	26	19	45	33
STL	17	4	6	10	8
SJ	21	6	8	14	10
TB	42	15	16	31	16
TOR	52	19	31	50	18
VAN	21	3	4	7	6
WSH	44	28	13	41	24
TOTALS	947	337	348	685	416

CAREER HIGHS

Goals: 4 (1 time), 2/16/04 vs. ATL**Assists:** 3 (5 times), 10/14/06 vs. BOS**Points:** 5 (1 time), 1/8/00 at OTT (3G-2A)**SOG:** 10 (1 time), 10/22/02 vs. PHI**PIM:** 17 (1 time), 11/13/01 at NSH**Hat Tricks:** 7, 2/4/06 at PIT (3G)

Miroslav Satan



Career Statistics

REGULAR SEASON

PLAYOFFS

YEAR	TEAM	LEAGUE	GP	G	A	PTS	PIM	+/-	PP	SH	GW	S	GP	G	A	PTS	PIM
1992-93	Trencin	Czech	38	11	6	17	--	--	--	--	--	--	--	--	--	--	--
1993-94	Trencin	Slovakia	30	32	16	48	16	--	--	--	--	--	--	--	--	--	--
	Slovakia	WJC	4	6	7	13	4	--	--	--	--	--	--	--	--	--	--
	Slovakia	Olympics	8	9	0	9	0	--	--	--	--	--	--	--	--	--	--
	Slovakia	WC	6	7	1	8	18	--	--	--	--	--	--	--	--	--	--
1994-95	Cape Breton	AHL	25	24	16	40	15	--	--	--	--	--	--	--	--	--	--
	Detroit	IHL	8	1	3	4	4	--	--	--	--	--	--	--	--	--	--
	San Diego	IHL	6	0	2	2	6	--	--	--	--	--	--	--	--	--	--
	Slovakia	WC	7	7	6	13	4	--	--	--	--	--	--	--	--	--	--
1995-96	Edmonton	NHL	62	18	17	35	22	0	6	0	4	113	--	--	--	--	--
	Slovakia	WC	5	0	3	3	6	--	--	--	--	--	--	--	--	--	--
1996-97	Edmonton	NHL	64	17	11	28	22	-4	5	0	2	90	--	--	--	--	--
	Buffalo	NHL	12	8	2	10	4	1	2	0	1	29	7	0	0	0	0
	Slovakia	WCup	3	0	0	0	2	--	--	--	--	--	--	--	--	--	--
1997-98	Buffalo	NHL	79	22	24	46	34	2	9	0	4	139	14	5	4	9	4
1998-99	Buffalo	NHL	81	40	26	66	44	24	13	3	6	208	12	3	5	8	2
1999-00	Buffalo	NHL	81	33	34	67	32	16	5	3	5	265	5	3	2	5	0
	Trencin	Slovakia	3	2	8	10	2	--	--	--	--	--	--	--	--	--	--
	Slovakia	WC	9	10	2	12	14		5	2	1	37	--	--	--	--	--
2000-01	Buffalo	NHL	82	29	33	62	36	5	8	2	4	206	13	3	10	13	8
2001-02	Buffalo	NHL	82	37	36	73	33	14	15	5	5	267	--	--	--	--	--
	Slovakia	Olympics	2	0	1	1	0	--	--	--	--	--	--	--	--	--	--
	Slovakia	WC	9	5	8	13	2	--	--	--	--	--	--	--	--	--	--
2002-03	Buffalo	NHL	79	26	49	75	20	-3	11	1	3	240	--	--	--	--	--
	Slovakia	WC	9	6	4	10	2	--	--	--	--	--	--	--	--	--	--
2003-04	Buffalo	NHL	82	29	28	57	30	-15	11	1	5	206	--	--	--	--	--
	Bratislava	Slovakia	7	6	4	10	41	--	--	--	--	--	--	--	--	--	--
	Slovakia	WC	9	4	4	8	4	--	--	--	--	--	--	--	--	--	--
2004-05	Slovakia	WCup	4	0	0	0	4	-7	--	--	--	--	--	--	--	--	--
	Bratislava	Slovakia	18	11	9	20	14	--	--	--	--	--	18	15	7	22	16
	Slovakia	WC	7	2	2	4	8	--	--	--	--	--	--	--	--	--	--
2005-06	NY Islanders	NHL	82	35	31	66	54	8	17	0	2	253	--	--	--	--	--
	Slovakia	Olympics	6	0	2	2	2	--	--	--	--	--	--	--	--	--	--
2006-07	NY Islanders	NHL	81	27	32	59	46	-12	7	1	2	216	5	1	2	3	0
	Slovakia	WC-A	7	1	7	8	4	--	--	--	--	--	--	--	--	--	--
2007-08	NY Islanders	NHL	80	16	25	41	39	-11	5	0	4	171	--	--	--	--	--
NHL TOTALS			947	337	348	685	416	9	114	16	47	2,403	--	--	--	--	--

Rob Scuderi - 4

**Position:** D**Ht:** 6-0**DOB:** 12/30/78**Acquired:** Drafted by Penguins in the fifth round (134th overall) of the 1998 Entry Draft.**Shoots:** Left**Wt:** 218**Birthplace:** Syosset, NY

2007-08: Steady stay-at-home defenseman played 71 games and posted a plus-3 rating ... Chipped in five assists and ranked fifth on team with 109 blocked shots ... Played 200th career game Feb. 2 vs. Carolina ... Missed 11 games with broken finger suffered Feb. 26 vs. hometown NY Islanders ... Tied for third on team with plus-5 rating in Stanley Cup playoffs, and was fourth with 36 blocked shots ... Was plus or even for 16 of 20 playoff games ... Recorded first career playoff point with assist in Game 3 of opening round vs. Ottawa.

NHL CAREER: Broke in with Penguins in 2003-04 season ... Scored first NHL goal and had first multiple point game March 7, 2004 vs. NY Rangers ... Has played 149 games over past two seasons and set career high with 78 games played in 2006-07 ... Also set career highs with 10 assists, 11 points in 2006-07 ... Made NHL playoff debut in first-round series vs. Ottawa in 2006-07.

COLLEGE: Played four seasons at Boston College from 1997-2001 ... Was teammate of Brooks Orpik at BC, and part of NCAA championship team in 2000-01 ... Finished collegiate career as school's all-time leader in games played (168) ... Career scoring totals of 70 points (7+63) ...

Named to NCAA Championship all-tournament team in 2001.

PERSONAL: Nickname – "Scuds" ... lists Islanders great Denis Potvin as hockey idol ... Favorites include: vacation spot – Cape Cod; food – ice cream; actress – Julia Roberts; movie – Gladiator ... Favorite road city is New York and favorite road arena is Madison Square Garden ... Rob and his wife, Courtney, have a son, Ryan and a daughter, Kate ... They spend the offseason in Boston ... Signed through 2008-09.

CAREER RECORD VS. NHL

	GP	G	A	PTS	PIM
ANA	3	0	1	1	0
ATL	9	0	0	0	4
BOS	10	0	2	2	6
BUF	8	0	2	2	6
CGY	1	0	0	0	0
CAR	12	0	1	1	10
CHI	2	0	1	1	0
COL	1	0	0	0	0
CBJ	2	0	1	1	4
DAL	2	0	0	0	2
DET	1	0	0	0	0
EDM	2	0	0	0	4
FLA	12	0	1	1	6
LA	2	0	0	0	2
MIN	1	0	0	0	0
MON	11	0	0	0	0
NSH	3	0	1	1	4
NJ	22	1	0	1	0
NYI	26	0	2	2	10
NYR	20	1	3	4	4
OTT	12	0	3	3	6
PHI	19	0	3	3	8
PHO	3	0	0	0	0
PIT	--	--	--	--	--
STL	2	0	0	0	0
SJ	3	0	0	0	0
TB	8	0	0	0	6
TOR	11	0	0	0	6
VAN	2	0	0	0	2
WSH	9	0	0	0	4
TOTALS	219	2	21	23	94

CAREER HIGHS

Goals: 1 (2 times), 2/16/07 at NJ

Assists: 1 (21 times), 3/30/08 vs. NYR

Points: 2 (1 time), 3/7/04 at NYR (1G-1A)

SOG: 3 (1 time), 10/27/05 vs. ATL

PIM: 4 (4 times), 3/7/06 vs. TB



Career Statistics

REGULAR SEASON

PLAYOFFS

YEAR	TEAM	LEAGUE	GP	G	A	PTS	PIM	+/-	PP	SH	GW	S	GP	G	A	PTS	PIM
1995-96	Apple Core	MJBHL	76	18	60	78	--	--	--	--	--	--	--	--	--	--	--
1996-97	Apple Core	MJBHL	82	42	70	112	64	--	--	--	--	--	--	--	--	--	--
1997-98	Boston College	Hockey East	42	0	24	24	12	--	--	--	--	--	--	--	--	--	--
1998-99	Boston College	Hockey East	41	2	8	10	20	--	--	--	--	--	--	--	--	--	--
1999-00	Boston College	Hockey East	42	1	12	13	22	--	--	--	--	--	--	--	--	--	--
2000-01	Boston College	Hockey East	43	4	19	23	42	--	--	--	--	--	--	--	--	--	--
2001-02	Wilkes-Barre	AHL	75	1	22	23	66	-4	1	0	0	132	--	--	--	--	--
2002-03	Wilkes-Barre	AHL	74	4	17	21	44	5	2	0	2	98	6	0	1	1	4
2003-04	Wilkes-Barre	AHL	64	1	15	16	54	1	0	0	0	87	24	0	3	3	14
	PITTSBURGH	NHL	13	1	2	3	4	2	0	0	0	4	--	--	--	--	--
2004-05	Wilkes-Barre	AHL	79	2	18	20	34	15	0	0	0	63	11	2	1	3	2
2005-06	PITTSBURGH	NHL	57	0	4	4	36	-18	0	0	0	28	--	--	--	--	--
	Wilkes-Barre	AHL	13	0	8	8	8	11	0	0	0	21	--	--	--	--	--
2006-07	PITTSBURGH	NHL	78	1	10	11	28	3	0	0	0	31	5	0	0	0	2
2007-08	PITTSBURGH	NHL	71	0	5	5	26	3	0	0	0	28	20	0	3	3	2
PIT/NHL TOTALS			219	2	21	23	94	-10	0	0	0	91	25	0	3	3	4

Jordan Staal - 11

**Position:** C**Ht:** 6-4**DOB:** 9/10/88**Acquired:** Drafted by Penguins in the first round (2nd overall) of the 2006 Entry Draft.**Shoots:** Left**Wt:** 220**Birthplace:** Thunder Bay, ON

2007-08: Strong two-way centerman played all 82 games as a 19-year-old and averaged 18:16 of ice time in key role for division and conference champs ... Kept improving as season went on; scored seven of last nine goals on road, with four of them being game-winners ... Finished with regular season with 28 points (12+16) ... Tied for third on team in game-winning goals (4), behind Malone and Malkin ... Had season-high three points, including game-winning goal, Jan. 10 vs. Tampa (2+1) ... Chipped in six goals during playoffs, including game winner in Game 2 of conference semifinals against NY Rangers ... Scored two goals in third period of Game 4 of conference finals at Philadelphia ... Had a goal in three of the final four games of Philadelphia series ... Ranked fourth on team with 45 hits in playoffs ... Led Penguins forwards in short-handed ice time per game (3:16) in playoffs.

NHL CAREER: Was finalist for Calder Trophy as Rookie of the Year and named to NHL All-Rookie Team as 18-year-old in 2006-07 ... Made NHL debut shortly after 18th birthday ... Ranked second among NHL rookies with 29 goals, trailing only teammate Evgeni Malkin (33) ... Posted 42 points (29+13) totals in 81 games ... Scored one more goal in rookie NHL season than he had in final year of junior hockey ... Set an NHL rookie record and led the league with seven short-handed goals ... Led league with 22.1 shooting percentage ... Ranked first on team with plus-16 rating ... Became youngest player in NHL history to score two short-handed goals in a game and youngest to score on a penalty shot Oct. 21 vs. Columbus ... First player since 1982 to score his first three NHL goals short-handed ... Became youngest player in NHL history (18 years, 153 days) to record a hat trick when he scored three goals, including the OT game-winner, Feb. 10 vs. Toronto ... Scored 20th goal Feb. 8 vs. Philadelphia and was third-youngest player in NHL history to reach 20-goal mark, trailing only Ted Lindsay and Sidney Crosby.

INTERNATIONAL: Won gold medal with Team Canada at 2007 World Championships, chipping in two assists in nine games. ... Eligible to play for Canada at World Junior Championships in 2007 and 2008 but already had made NHL.

JUNIOR: Played two seasons for Peterborough Petes of Ontario Hockey League from 2004-06 ... Had 68 points (28+40) in 68 games as 17-year-old in 2005-06 ... Selected to play in OHL All-Star Game and had two assists ... Career totals of 96 points (37+59) in 134 games at Peterborough.


PERSONAL: Nickname – “Staalsy” and “Gronk” ... Turned 20 on Sept. 10 ... Member of hockey’s first family with brothers Eric (Carolina) and Marc (NY Rangers) in NHL and Jared drafted in 2008 by Phoenix ... Lists the Bell Centre as favorite road arena and Vancouver as favorite road city ... Other favorites include: vacation spot – Wisconsin Dells; food – Pierogies; restaurant – The Keg; Band – Little Big Town; movie – Anchorman; sport other than hockey – golf ... Would like to meet Bobby Orr ... Most memorable hockey moment was playing in the 2008 Stanley Cup Final ... Signed through 2008-09.

CAREER RECORD VS. NHL

	GP	G	A	PTS	PIM
ANA	2	0	0	0	0
ATL	8	3	0	3	2
BOS	8	1	5	6	6
BUF	8	1	3	4	0
CGY	1	0	0	0	2
CAR	8	0	2	2	10
CHI	1	0	0	0	0
COL	1	0	0	0	2
CBJ	1	2	0	2	0
DAL	2	1	1	2	2
DET	1	0	0	0	0
EDM	1	0	0	0	0
FLA	7	1	1	2	2
LA	2	2	0	2	0
MIN	1	0	0	0	0
MON	8	1	0	1	2
NSH	1	1	0	1	0
NJ	16	5	1	6	8
NYI	16	3	3	6	6
NYR	16	4	1	5	10
OTT	8	1	4	5	0
PHI	16	4	3	7	2
PHO	2	0	1	1	4
PIT	--	--	--	--	--
STL	1	0	0	0	0
SJ	2	0	0	0	2
TB	8	3	1	4	2
TOR	8	5	2	7	4
VAN	1	0	0	0	0
WSH	8	4	1	4	13
TOTALS	163	41	29	70	79

CAREER HIGHS

Goals: 3 (1 time), 2/10/07 at TOR**Assists:** 1 (29 times), 3/30/08 vs. NYR**Points:** 3 (2 times), 1/10/08 at TB (2G-1A)**SOG:** 7 (2 times), 2/4/08 at NJ**PIM:** 6 (1 time), 2/14/08 at CAR**Hat Tricks:** 1, 2/10/07 at TOR (3G)



Career Statistics

REGULAR SEASON

PLAYOFFS

YEAR	TEAM	LEAGUE	GP	G	A	PTS	PIM	+/-	PP	SH	GW	S	GP	G	A	PTS	PIM
2004-05	Peterborough	OHL	66	9	19	28	29	1	0	0	--	--	14	5	5	10	16
2005-06	Peterborough	OHL	68	28	40	68	69	16	11	2	--	--	19	10	6	16	16
2006-07	PITTSBURGH	NHL	81	29	13	42	24	16	4	7	4	131	5	3	0	3	2
	Canada	WC	9	0	2	2	0	4	0	0	0	7	--	--	--	--	--
2007-08	PITTSBURGH	NHL	82	12	16	28	55	-5	3	0	4	182	20	6	1	7	14
	PIT/NHL TOTALS		163	41	29	70	79	11	7	7	8	313	25	9	1	10	16

Darryl Sydor - 5



Position: D
Ht: 6-1
DOB: 5/13/72
Acquired: Signed as a free agent on July 2, 2007.

Shoots: Left
Wt: 211
Birthplace: Edmonton, AB



2007-08: Veteran defenseman played 74 games in 16th NHL season ... Solid leader for young Penguins defensemen, served as alternate captain ... Played 1,100th NHL game Oct. 10 vs. Montreal ... Scored first point as a Penguin with an assist Oct. 13 vs. Toronto ... Scored first goal as a Penguin Dec. 15 vs. Washington ... Logged season-high 23:56 of ice time Dec. 15 vs. NY Islanders ... Played four games in Stanley Cup Finals vs. Detroit and was even or better in all four.

NHL CAREER: Won Stanley Cups with Dallas (1998-99) and Tampa Bay (2003-04) ... Has reached Cup Finals four times (Dallas twice, Tampa Bay and Pittsburgh) ... Played in NHL All-Star Game in 1997-98 and 1998-99 ... First-round pick of Los Angeles Kings in 1990 (seventh overall) and made NHL debut with Kings in 1992-93 ... Played parts of six seasons with Kings and parts of nine seasons in Dallas ... NHL career scoring totals entering 2008-09 season are 484 points (95+389) in 1,171 games ... Topped 45-point mark four times with Dallas ... Set career-high with 48 points with Dallas in 1996-97 and tied it in 1998-99 ... Hit double figures in goals three times, including career best 14 with Dallas in 1998-99 ... Has played 155 career playoff games.

INTERNATIONAL: Represented Canada at World Championships in 1996 and 2002 ... Played in World Junior Championships in 1992, contributing three goals and four points in seven games.

JUNIOR: Starred at Kamloops in the Western Hockey League and was First Team WHL All-Star for three straight seasons from 1990-92 ... Helped lead Kamloops to Memorial Cup championship in 1992 and WHL regular season title in 1990 ... Scored 105 points (27+78) in final full season of junior (66 games).

PERSONAL: Nickname – “Syd” ... Cites his most memorable hockey moments as winning the Stanley Cup in 1999 with Dallas and in 2004 with Tampa Bay ... His favorite NHL road arena and city is General Motors Place in Vancouver ... Other favorites: food – steak; vacation – Mexico; band – Nickelback; movie – Christmas Vacation; sport other than hockey – Soccer ... If he could meet one person it would be Bill Gates ... Darryl and his wife, Sharlene, have three sons, Parker, Braden, and Dylan ... Signed through 2008-09.

CAREER RECORD VS. NHL

	GP	G	A	PTS	PIM
ANA	62	4	20	24	23
ATL	24	0	10	10	4
BOS	27	3	7	10	12
BUF	28	3	12	15	14
CGY	61	6	20	26	50
CAR	36	3	6	9	10
CHI	58	5	27	32	28
COL	45	5	17	22	23
CBJ	16	1	6	7	7
DAL	19	2	6	8	20
DET	55	5	25	30	33
EDM	57	4	24	28	70
FLA	34	2	7	9	16
LA	48	6	18	24	31
MIN	18	1	9	10	4
MON	28	4	3	7	15
NSH	26	1	11	12	16
NJ	30	2	3	5	6
NYI	33	4	10	14	19
NYR	33	1	10	11	12
OTT	28	1	8	9	16
PHI	29	2	13	15	19
PHO	68	6	26	32	67
PIT	22	2	8	10	18
STL	54	3	19	22	27
SJ	70	4	22	26	40
TB	24	0	3	3	6
TOR	45	4	18	22	59
VAN	58	6	14	20	49
WSH	35	5	7	12	8
TOTALS	1171	95	389	484	722

CAREER HIGHS

Goals: 3 (1 time), 1/3/98 at CAR

Assists: 3 (9 times), 2/18/07 vs. SJ

Points: 4 (1 time), 1/26/98 vs. TOR (1G-3A)

SOG: 8 (2 times), 12/3/97 vs. EDM

PIM: 17 (2 times), 4/17/99 at PHX

Hat tricks: 1, 1/3/98 at CAR

Darryl Sydor



Career Statistics

REGULAR SEASON

PLAYOFFS

YEAR	TEAM	LEAGUE	GP	G	A	PTS	PIM	+/-	PP	SH	GW	S	GP	G	A	PTS	PIM
1988-89	Kamloops	WHL	65	12	14	26	86	--	--	--	--	--	15	1	4	5	19
1989-90	Kamloops	WHL	67	29	66	95	129	--	--	--	--	--	17	2	9	11	28
1990-91	Kamloops	WHL	66	27	78	105	88	--	--	--	--	--	12	3	22	25	10
1991-92	Kamloops	WHL	29	9	39	48	33	--	--	--	--	--	17	3	15	18	18
	Los Angeles	NHL	18	1	5	6	22	-3	0	0	0	18	--	--	--	--	--
	Canada	WJC	7	3	1	4	4	--	--	--	--	--	--	--	--	--	--
1992-93	Los Angeles	NHL	80	6	23	29	63	-2	0	0	1	112	24	3	8	11	16
1993-94	Los Angeles	NHL	84	8	27	35	94	-9	1	0	0	146	--	--	--	--	--
	Canada	WC	8	0	1	1	4	--	--	--	--	--	--	--	--	--	--
1994-95	Los Angeles	NHL	48	4	19	23	36	-2	3	0	0	96	--	--	--	--	--
1995-96	Los Angeles	NHL	58	1	11	12	34	-11	1	0	0	84	--	--	--	--	--
	Dallas	NHL	26	2	6	8	41	-1	1	0	0	33	--	--	--	--	--
	Canada	WC	8	0	1	1	0	--	--	--	--	--	--	--	--	--	--
1996-97	Dallas	NHL	82	8	40	48	51	37	2	0	2	142	7	0	2	2	0
1997-98	Dallas	NHL	79	11	35	46	51	17	4	1	1	166	17	0	5	5	14
1998-99	Dallas	NHL	74	14	34	48	50	-1	9	0	2	163	23	3	9	12	16
1999-00	Dallas	NHL	74	8	26	34	32	6	5	0	1	132	23	1	6	7	6
2000-01	Dallas	NHL	81	10	37	47	34	5	8	0	1	140	10	1	3	4	0
2001-02	Dallas	NHL	78	4	29	33	50	3	2	0	0	183	--	--	--	--	--
	Canada	WC	1	0	0	0	0	--	--	--	--	--	--	--	--	--	--
2002-03	Dallas	NHL	81	5	31	36	40	22	2	0	1	132	12	0	6	6	6
2003-04	Columbus	NHL	49	2	13	15	26	-19	1	0	0	80	--	--	--	--	--
	Tampa Bay	NHL	31	1	6	7	6	3	0	0	0	42	23	0	6	6	9
2004-05	Did Not Play																
2005-06	Tampa Bay	NHL	80	4	19	23	30	-18	1	0	0	64	2	0	0	0	2
2006-07	Dallas	NHL	74	5	16	21	36	-4	2	0	1	75	7	1	1	2	4
2007-08	PITTSBURGH	NHL	74	1	12	13	26	1	1	0	0	59	4	0	0	0	2
NHL TOTALS			1,171	95	389	484	722	24	43	1	0	1,867	155	9	47	56	73
PITTSBURGH TOTALS			74	1	12	13	26	1	1	0	0	59	4	0	0	0	2

Petr Sykora - 17



Position: RW
Ht: 6-0
DOB: 11/19/76
Acquired: Signed as a free agent on July 2, 2007.
Shoots: Left
Wt: 190
Birthplace: Plzen, Czech Republic

2007-08: Reached Stanley Cup Finals for fourth time in 12-year NHL career ... Talented winger ranked third on team with 28 goals, topping 20-goal mark for 10th straight season ... In first year with Penguins, had highest point total (63) since 2000-01 and highest goal total since 2002-03 ... Scored 250th NHL goal Oct. 19 vs. Carolina and 600th career point Feb. 4 vs. New Jersey ... Equaled career high with 15 power-play goals ... Had season-high four points, including game-winning goal, March 16 vs. Philadelphia ... Added six goals, nine points in 20 playoff games ... Scored dramatic triple-overtime game-winner in Game 5 of Cup Finals at Detroit ... Scored a goal in Game 1 of first three playoff rounds.

NHL CAREER: Won Stanley Cup with New Jersey in 1999-2000 and reached Finals three other times – New Jersey 2001-02, Anaheim 2002-03 and Pittsburgh 2007-08 ... Needs 25 goals for 300 in NHL ... Made NHL debut with New Jersey in 1995-96 and played first seven seasons with Devils ... Appeared in first NHL game at age of 18 years, 11 months, nine days ... Named to NHL All-Rookie Team in 1995-96 ... Set career highs of 35 goals, 81 points with New Jersey in 2000-01 ... Also has played for New York Rangers and Edmonton. ... Has 36 career two-goal games, the most in NHL history without a hat trick.

INTERNATIONAL: Represented the Czech Republic at 2004 Olympics, scoring one goal in four games ... Also has played for Czech Republic in three World Championships (1998, 1999, 2005), two World Cups (1997 and 2005), and two World Junior Championships (1994, 1995) ... Scored six goals in seven games for Czechs at 1994 World Juniors ... Played for Magnitogorsk of Russian league during NHL lockout in 2004-05 and was teammate of Evgeni Malkin and Sergei Gonchar.

PERSONAL: Nicknamed "Sykkie" ... Lists the Bell Centre in Montreal as favorite road arena and New York as favorite road city ... Other favorites include: food – his wife's cooking; band – Metallica; vacation spot – Hawaii; sport other than hockey – soccer ... Winning the Stanley Cup in 2000 with the New Jersey Devils is his most memorable hockey moment ... Played pro with Cleveland and Detroit of IHL before being drafted by New Jersey in 1995 ... He and his wife, Renata, have a son, Nicholas ... Signed through 2008-09.

CAREER RECORD VS. NHL

	GP	G	A	PTS	PIM
ANA	16	4	8	12	8
ATL	23	4	8	12	14
BOS	33	8	18	26	12
BUF	28	12	9	21	22
CGY	26	13	12	25	14
CAR	34	15	14	29	18
CHI	23	8	11	19	6
COL	32	14	15	29	18
CBJ	18	4	4	8	6
DAL	30	9	17	26	8
DET	22	6	5	11	6
EDM	18	7	8	15	0
FLA	29	10	8	18	4
LA	29	3	9	12	14
MIN	21	5	6	11	2
MON	32	16	11	27	12
NSH	20	7	8	15	10
NJ	14	4	9	13	8
NYI	44	16	24	40	29
NYR	39	8	17	25	18
OTT	35	14	13	27	24
PHI	46	11	22	33	20
PHO	31	14	12	26	16
PIT	28	10	12	22	4
STL	23	2	9	11	14
SJ	31	11	10	21	18
TB	33	15	19	34	18
TOR	28	11	12	23	14
VAN	25	7	9	16	10
WSH	34	7	14	21	16
TOTALS	845	275	353	628	371

CAREER HIGHS

Goals: 2 (36 times), 3/16/08 vs. PHI
Assists: 3 (10 times), 1/10/00 at TB
Points: 4 (5 times), 3/16/08 vs. PHI (2G-2A)
SOG: 11 (1 time), 3/7/03 vs. EDM
PIM: 6 (2 times), 10/30/05 vs. PHX

Petr Sykora



Career Statistics

REGULAR SEASON

PLAYOFFS

YEAR	TEAM	LEAGUE	GP	G	A	PTS	PIM	+/-	PP	SH	GW	S	GP	G	A	PTS	PIM
1991-92	Plzen Jr.	Czech-Jr.	30	50	50	100	--	--	--	--	--	--	--	--	--	--	--
1992-93	Plzen	Czech	19	12	5	17	--	--	--	--	--	--	--	--	--	--	--
1993-94	Plzen	Czech	37	10	16	26	--	--	--	--	--	--	4	0	1	1	--
	Czech Rep.	WJC	7	6	2	8	6	--	--	--	--	--	--	--	--	--	--
	Cleveland	IHL	13	4	5	9	8	--	--	--	--	--	--	--	--	--	--
1994-95	Detroit	IHL	29	12	17	29	16	--	--	--	--	--	--	--	--	--	--
	Czech Rep.	WJC	3	0	0	0	0	--	--	--	--	--	--	--	--	--	--
1995-96	New Jersey	NHL	63	18	24	42	32	7	8	0	3	128	--	--	--	--	--
1995-96	Albany	AHL	5	4	1	5	0	--	--	--	--	--	--	--	--	--	--
1996-97	New Jersey	NHL	19	1	2	3	4	-8	0	0	0	26	2	0	0	0	2
	Albany	AHL	43	20	25	45	48	--	--	--	--	--	4	1	4	5	2
	Czech Rep.	WCup	2	0	1	1	0	--	--	--	--	--	--	--	--	--	--
1997-98	New Jersey	NHL	58	16	20	36	22	0	3	1	4	130	2	0	0	0	0
	Czech Rep.	WC	6	0	2	2	2	--	--	--	--	--	--	--	--	--	--
1998-99	New Jersey	NHL	80	29	43	72	22	16	15	0	7	222	7	3	3	6	4
	Czech Rep.	WC	8	1	5	6	14	--	--	--	--	--	--	--	--	--	--
1999-00	New Jersey	NHL	79	25	43	68	26	24	5	1	4	222	23	9	8	17	10
2000-01	New Jersey	NHL	73	35	46	81	32	36	9	2	3	249	25	10	12	22	12
2001-02	New Jersey	NHL	73	21	27	48	44	12	4	0	4	194	4	0	1	1	0
	Czech Rep.	Oly	4	1	0	1	--	--	--	--	--	--	--	--	--	--	--
2002-03	Anaheim	NHL	82	34	25	59	24	-7	15	1	5	299	21	4	9	13	12
2003-04	Anaheim	NHL	81	23	29	52	34	-9	6	0	2	277	--	--	--	--	--
2004-05	Czech. Rep.	WCup	3	0	1	1	2	-1	--	--	--	--	--	--	--	--	--
	Magnitogorsk	RUS	45	18	13	31	46	--	--	--	--	--	5	2	3	5	8
	Czech Rep.	WC	9	2	1	3	4	--	--	--	--	--	--	--	--	--	--
2005-06	Anaheim	NHL	34	7	13	20	28	1	1	0	0	118	--	--	--	--	--
	NY Rangers	NHL	40	16	15	31	22	5	7	0	0	112	4	0	0	0	0
2006-07	Edmonton	NHL	82	22	31	53	40	-20	6	0	6	206	--	--	--	--	--
2007-08	PITTSBURGH	NHL	81	28	35	63	41	1	15	0	4	200	20	6	3	9	16
NHL TOTALS			845	275	353	628	371	58	94	5	42	2,383	108	32	36	68	56
PITTSBURGH TOTALS			81	28	35	63	41	1	15	0	4	200	20	6	3	9	16

Jeff Taffe - 22

**Position:** LW**Ht:** 6-3**DOB:** 2/19/81**Acquired:** Signed as a free agent on July 13, 2007.**Shoots:** Left**Wt:** 207**Birthplace:** Hastings, MN

2007-08: Versatile winger chipped in five goals, 12 points in 45 games in first season with Penguins ... Scored game-winning goal Jan. 19 vs. Montreal ... Had career-high four-game point streak (2+3) from Feb. 23-28 ... Recorded first multiple point game with Penguins on Feb. 26 vs. NY Islanders (1+1) ... Began season at Wilkes-Barre/Scranton (AHL) and was leading team in goals (12) and points (21) at the time of his recall.

NHL CAREER: Played 100 NHL games from 2002-07 – 98 with Phoenix and two with NY Rangers ... Most productive NHL season was 2003-04 with Phoenix, when he had eight goals, 18 points in 59 games ... Began 2005-06 season with Phoenix, was traded to NY Rangers for Jamie Lundmark on Oct. 18, 2005, then was re-acquired by Phoenix on Jan. 24, 2006 ... Scored first NHL goal Jan. 14, 2003 vs. St. Louis.

INTERNATIONAL: Represented U.S at World Junior Championships in 2000 and 2001. ... Scored six goals in seven games at 2001 WJC ... Two-year WJC totals of 13 points (7+6) in 14 games.

COLLEGE: Played three seasons at University of Minnesota from 1999-2002 and helped lead Gophers to 2002 NCAA championship as a junior ... Scored game-winning goals in NCAA semifinal vs. Michigan and West Regional vs. Colorado ... Ranked second in NCAA with 34 goals in 2001-02.

PERSONAL: Lists Minnesota as favorite road arena and Dallas as favorite road city ... Other favorites: vacation spot – Park City, Utah; Restaurant – Ocean Club in Phoenix; band – Bruce Springsteen; movies – Braveheart and Dumb and Dumber ... Baseball is his favorite sport besides hockey ... Would like to meet Tiger Woods ... Most memorable hockey moment was winning the national championship in St. Paul ... Named 1999 Minnesota High School Player of the Year at Hastings HS ... He and his wife, Jenni, reside in Scottsdale, Arizona, during the offseason ... Signed through 2008-09.

CAREER RECORD VS. NHL

	GP	G	A	PTS	PIM
ANA	6	2	0	2	0
ATL	5	0	0	0	4
BOS	6	0	1	1	0
BUF	6	1	0	1	0
CGY	7	1	0	1	0
CAR	3	0	0	0	0
CHI	5	2	0	2	2
COL	4	0	0	0	0
CBJ	5	2	1	3	2
DAL	8	0	1	1	4
DET	5	0	1	1	4
EDM	7	2	3	5	4
FLA	5	0	1	1	2
LA	8	1	1	2	2
MIN	6	0	1	1	0
MON	4	1	0	1	0
NSH	5	1	3	4	0
NJ	5	0	0	0	0
NYI	6	1	2	3	2
NYR	3	0	0	0	2
OTT	4	1	0	1	4
PHI	5	0	0	0	0
PHO	--	--	--	--	--
PIT	1	0	1	1	2
STL	4	2	0	2	0
SJ	6	1	2	3	0
TB	5	0	0	0	0
TOR	2	0	0	0	0
VAN	5	1	1	2	0
WSH	4	1	1	2	0
TOTALS	145	20	20	40	34

CAREER HIGHS

Goals: 1 (20 times), 3/12/08 vs. BUF**Assists:** 1 (20 times), 3/24/08 at NYI**Points:** 2 (4 times), 2/26/08 at NYI (1G-1A)**SOG:** 6 (1 time), 3/8/07 vs. VAN**PIM:** 4 (3 times), 1/30/07 at ATL

Jeff Taffe



Career Statistics

REGULAR SEASON

PLAYOFFS

YEAR	TEAM	LEAGUE	GP	G	A	PTS	PIM	+/-	PP	SH	GW	S	GP	G	A	PTS	PIM
1999-00	Minnesota	WCHA	39	10	10	20	22	--	--	--	--	--	--	--	--	--	--
1999-00	United States	WJC	7	1	4	5	2	--	--	--	--	--	--	--	--	--	--
2000-01	Minnesota	WCHA	38	12	23	35	56	--	--	--	--	--	--	--	--	--	--
	United States	WJC	7	6	2	8	6	--	--	--	--	--	--	--	--	--	--
2001-02	Minnesota	WCHA	43	34	24	58	86	--	--	--	--	--	--	--	--	--	--
2002-03	Phoenix	NHL	20	3	1	4	4	-4	1	0	1	18	--	--	--	--	--
	Springfield	AHL	57	23	26	49	44	-13	11	0	6	134	5	0	3	3	8
2003-04	Phoenix	NHL	59	8	10	18	20	-8	5	0	0	67	--	--	--	--	--
	Springfield	AHL	15	10	6	16	19	-3	3	0	4	--	--	--	--	--	--
2004-05	Utah	AHL	27	9	10	19	35	-19	4	0	1	--	--	--	--	--	--
2005-06	Phoenix	NHL	2	0	0	0	0	0	0	0	0	2	--	--	--	--	--
	NY Rangers	NHL	2	0	0	0	0	0	0	0	0	1	--	--	--	--	--
	Hartford	AHL	36	6	16	22	34	-6	3	0	0	--	--	--	--	--	--
	San Antonio	AHL	33	5	6	11	29	-13	3	0	0	--	--	--	--	--	--
2006-07	Phoenix	NHL	17	4	2	6	2	-7	1	0	0	34	--	--	--	--	--
	San Antonio	AHL	59	20	20	40	22	-12	9	1	6	149	--	--	--	--	--
2007-08	PITTSBURGH	NHL	45	5	7	12	8	2	1	0	1	56	--	--	--	--	--
	Wilkes-Barre	AHL	27	11	10	21	22	-1	6	0	1	80	--	--	--	--	--
NHL TOTALS			145	20	20	40	34	-17	8	0	2	178	--	--	--	--	--
PITTSBURGH TOTALS			45	5	7	12	8	2	1	0	1	56	--	--	--	--	--

Max Talbot - 25

**Position:** C**Ht:** 5-11**DOB:** 2/11/84**Acquired:** Drafted by Penguins in the eighth round (234th overall) of the 2002 Entry Draft.**Shoots:** Left**Wt:** 185**Birthplace:** Lemoyne, QC

2007-08: High-energy forward posted career highs in assists (14), points (26) and plus-minus rating (plus-8) despite missing 19 games with ankle injury... Had career best four-game point streak (4+1) from Oct. 10-19 ... Scored two goals Oct. 13 vs. Toronto ... Netted game-winning goal March 4 vs. Tampa Bay ... Had nine points (3+6) in 17 playoff games. ... Scored game-winning goal in Game 2 of conference finals vs. Philadelphia ... Scored late dramatic goal in Game 5 of Stanley Cup Finals at Detroit, tying score, 3-3, with 34 seconds remaining. Penguins won in triple overtime.

NHL CAREER: Former eighth-round draft pick has played 186 games for Penguins over past three seasons ... Eight of his 30 career goals have been game-winners – including four in 2006-07 ... Set career high with 13 goals in 2006-07 ... Effective penalty-killer who ranked second on team in short-handed ice time in 2006-07 ... Made NHL debut Oct. 5, 2005 at New Jersey ... Scored first NHL goal Oct. 14, 2005 vs. Philadelphia.

INTERNATIONAL: Helped Canada to silver medal at 2004 World Junior Championships, contributing three assists in six games ... Was WJC teammate of Sidney Crosby and Marc-Andre Fleury.

JUNIOR: Scored 299 points in 249 career games in Quebec Major Junior Hockey League ... Scored 104 and 98 points in final two seasons with Hull/Gatineau ... Had 73 assists in 2003-04, ranking second in QMJHL to Sidney Crosby of Rimouski ... Scored 46 goals, 104 points in 69 games in 2002-03 ... Won Guy Lafleur Trophy as MVP of Quebec league playoffs in 2002-03 and 2003-04.

PERSONAL: Nickname – “Talbo” ... Lists the Bell Centre as his favorite road arena and Montreal as his favorite road city ... UCF Fighting and football are his favorite sports other than hockey ... Other favorites: vacation – Dominican Republic; food – fondue; restaurant – Bossa Nova; bands – Coldplay and Akon; movie – Gladiator and the Wedding Singer ... Wishes he could have met his grandfather ... His most memorable hockey moments include first NHL game and 2008 playoffs ... Signed through 2009-10.

CAREER RECORD VS. NHL

	GP	G	A	PTS	PIM
ANA	2	0	0	0	0
ATL	11	1	1	2	19
BOS	9	0	1	1	6
BUF	7	1	1	2	0
CGY	2	0	0	0	0
CAR	9	0	3	3	8
CHI	2	1	0	1	0
COL	2	1	0	1	0
CBJ	1	0	0	0	2
DAL	1	0	0	0	0
DET	1	0	0	0	0
EDM	2	1	0	1	0
FLA	8	0	2	2	9
LA	2	0	0	0	0
MIN	2	0	0	0	0
MON	10	2	3	5	9
NSH	2	0	0	0	22
NJ	18	2	6	8	10
NYI	16	1	3	4	7
NYR	20	3	2	5	12
OTT	6	3	1	4	9
PHI	19	3	2	5	19
PHO	2	2	0	2	4
PIT	--	--	--	--	--
STL	2	0	0	0	0
SJ	2	0	0	0	0
TB	10	2	2	4	14
TOR	7	4	0	4	11
VAN	2	0	0	0	2
WSH	9	3	1	4	2
TOTALS	185	30	28	58	165

CAREER HIGHS

Goals: 2 (2 times), 10/13/07 at TOR**Assists:** 2 (2 times), 1/29/08 at NJ**Points:** 2 (6 times), 3/4/08 at TB (1G-1A)**SOG:** 5 (2 times), 10/13/07 at TOR**PIM:** 17 (1 time), 1/15/06 at NSH

Max Talbot



Career Statistics

REGULAR SEASON

PLAYOFFS

YEAR	TEAM	LEAGUE	GP	G	A	PTS	PIM	+/-	PP	SH	GW	S	GP	G	A	PTS	PIM
2000-01	Rouyn	QMJHL	40	9	15	24	78	--	--	--	--	--	--	--	--	--	--
	Hull	QMJHL	24	6	7	13	60	--	--	--	--	--	--	--	--	--	--
2001-02	Hull	QMJHL	65	24	36	60	174	--	--	--	--	--	--	--	--	--	--
2002-03	Hull	QMJHL	69	46	58	104	130	--	--	--	--	--	20	14	30	44	33
2003-04	Gatineau	QMJHL	51	25	73	98	41	--	--	--	--	--	14	11	16	27	0
	Canada	WJC	6	0	3	3	2	2	--	--	--	--	--	--	--	--	--
2004-05	Wilkes-Barre	AHL	75	7	12	19	62	7	1	0	1	74	11	0	1	1	22
2005-06	PITTSBURGH	NHL	48	5	3	8	59	-12	0	2	1	45	--	--	--	--	--
	Wilkes-Barre	AHL	42	12	20	32	80	12	2	2	0	120	11	3	6	9	16
2006-07	PITTSBURGH	NHL	75	13	11	24	53	-2	0	4	4	88	5	0	1	1	7
	Wilkes-Barre	AHL	5	4	0	4	2	2	1	0	3	15	--	--	--	--	--
2007-08	PITTSBURGH	NHL	63	12	14	26	53	8	0	2	1	78	17	3	6	9	36
PIT/NHL TOTALS			186	30	28	58	165	-6	0	8	6	211	22	3	7	10	43

Ryan Whitney - 19



Position: D
Ht: 6-4
DOB: 2/19/83
Acquired: Drafted by Penguins in the first round (5th overall) of the 2002 Entry Draft.

Shoots: Left
Wt: 215
Birthplace: Boston, MA



2007-08: Skilled defenseman contributed 12 goals, 40 points in 76 games ... Played 200th career NHL game Feb. 9 vs. Los Angeles and notched 100th career assist March 12 vs. Buffalo ... Equaled career-high with three points Feb. 21 vs. Montreal (1+2) and Feb. 7 vs. NY Islanders (2+1) ... Ranked second on team in ice time (22:28 per game) and fourth in blocked shots (114) ... Scored first career shorthanded goal Jan. 24 vs. Philadelphia ... Registered six points in playoffs (1+5) and tied for team lead with plus-8 rating ... Was even or better in 16 of 20 playoff games ... Logged game-high 50:46 of ice time in Game 5 of Stanley Cup Finals (triple overtime).

NHL CAREER: Former first-round pick had breakout season in 2006-07, ranking sixth in scoring among NHL defensemen with 59 points (14+45) in 81 games ... Had 37 points in final 44 games of season ... Second on team in average ice time (23:56) ... Had career-high nine-game point streak from Jan. 10 to Feb. 1 (2+10) ... Made NHL debut in 2005-06, recording 38 points (6+32) in 68 games ... Recalled from Wilkes-Barre/Scranton after spending first nine games of 2005-06 in AHL.

INTERNATIONAL: Played for United States in World Junior Championships in 2002 and 2003 ... In 2003 had five points in seven games (1+4) and helped U.S. to a fourth-place finish. ... Played for U.S. National Developmental Team in 2000-01.

COLLEGE: Played three seasons as standout at Boston University (2001-04) ... Led team in scoring as a junior in 2003-04 with 25 points (9+16) and named Honorable Mention All Hockey East ... Career highlights include winning Boston's Beanpot Tournament with BU.

PERSONAL: Nicknamed "Whit" ... Hockey idol is Ray Bourque ... Huge fan of hometown Boston teams (Red Sox, Patriots) ... Favorites include: vacation spot – Nantucket; restaurant – Capital Grille; band – U2; movie - Braveheart ... Lists Air Canada Centre as favorite road arena and Boston as favorite city on the road... Would have liked to meet Major Richard "Dick" Winters ... Lists baseball as favorite sport other than hockey... Most memorable hockey moment is winning the Eastern Conference in 2007-08... Signed through 2012-13.

CAREER RECORD VS. NHL

	GP	G	A	PTS	PIM
ANA	2	0	0	0	0
ATL	10	4	2	6	6
BOS	10	0	6	6	4
BUF	10	1	7	8	8
CGY	2	0	1	1	2
CAR	10	1	3	4	6
CHI	2	0	0	0	0
COL	2	0	0	0	0
CBJ	2	0	1	1	2
DAL	2	0	2	2	0
DET	2	0	0	0	0
EDM	2	1	0	1	0
FLA	11	2	4	6	6
LA	2	0	1	1	2
MIN	2	0	0	0	0
MON	12	5	7	12	10
NSH	2	0	0	0	2
NJ	21	0	13	13	10
NYI	23	4	4	18	48
NYR	22	3	7	0	25
OTT	10	1	6	7	22
PHI	22	4	14	18	48
PHO	2	1	1	2	2
PIT	--	--	--	--	--
STL	2	0	0	0	2
SJ	2	0	0	0	4
TB	1	1	3	4	6
TOR	7	1	7	8	4
VAN	2	0	0	0	0
WSH	12	3	4	7	22
TOTALS	225	32	105	137	207

CAREER HIGHS

Goals: 2 (3 times), 2/07/08 vs. NYI

Assists: 3 (2 times), 3/13/07 vs. BUF

Points: 3 (5 times), 2/21/08 at MTL (1G-2A)

SOG: 7 (1 time), 4/18/06 at TOR

PIM: 20 (1 time), 1/25/2006 vs. WSH

Ryan Whitney



Career Statistics

REGULAR SEASON

PLAYOFFS


YEAR	TEAM	LEAGUE	GP	G	A	PTS	PIM	+/-	PP	SH	GW	S	GP	G	A	PTS	PIM
2000-01	US National	USHL	60	9	31	40	86	--	--	--	--	--	--	--	--	--	--
2001-02	Boston U.	HE	31	4	15	19	44	--	--	--	--	--	--	--	--	--	--
	United States	WJC	7	1	2	3	20	--	--	--	--	--	--	--	--	--	--
2002-03	Boston U.	HE	34	3	10	13	48	--	--	--	--	--	--	--	--	--	--
	United States	WJC	7	1	4	5	14	--	--	--	--	--	--	--	--	--	--
2003-04	Boston U.	HE	38	9	16	25	56	-5	--	--	--	--	--	--	--	--	--
	Wilkes-Barre	AHL	--	--	--	--	--	--	--	--	--	--	20	1	9	10	6
2004-05	Wilkes-Barre	AHL	80	6	35	41	101	-12	4	0	2	122	11	2	7	9	12
2005-06	PITTSBURGH	NHL	68	6	32	38	85	-7	2	0	1	113	--	--	--	--	--
	Wilkes-Barre	AHL	9	5	9	14	6	7	3	0	3	22	11	1	4	5	8
2006-07	PITTSBURGH	NHL	81	14	45	59	77	9	9	0	2	129	5	1	1	2	6
2007-08	PITTSBURGH	NHL	76	12	28	40	45	-2	7	1	1	118	20	1	5	6	25
PIT/NHL TOTALS			225	32	105	137	207	0	18	1	4	360	25	2	6	8	31

Kris Beech



Position: C
Ht: 6-3
DOB: 2/5/81
Acquired: Claimed off waivers by Penguins on Jan. 26, 2008.

Shoots: Left
Wt: 211
Birthplace: Salmon Arm, BC



2007-08: Split season among Pittsburgh, Vancouver and Columbus and had 11 points (6+5) in 25 NHL games ... Claimed by Penguins on waivers on Jan. 26, 2008 ... Suffered broken wrist Feb. 14 and missed 23 games ... Also played 16 AHL games with Syracuse, tallying 15 points (5+10).

CAREER: Has played 198 NHL games with Pittsburgh, Washington, Nashville, Columbus and Vancouver, scoring 25 goals, 67 points ... In 100 games with Penguins has 37 points (10+27) ... Set career high with 10 goals with Penguins in 2001-02 ... Set career highs with 18 assists, 26 points with Washington in 2006-07 ... Has played 171 games with Wilkes-Barre/Scranton (AHL), tallying 150 points (53+97) ... Played parts of five seasons of junior hockey with Calgary of WHL. Had 86 points (32+54) in 66 games in 1999-00.


Career Statistics

REGULAR SEASON

PLAYOFFS

YEAR	TEAM	LEAGUE	GP	G	A	PTS	PIM	+/-	PP	SH	GW	S	GP	G	A	PTS	PIM
1996-97	Calgary	WHL	8	1	1	2	0	--	--	--	--	--	--	--	--	--	--
1997-98	Calgary	WHL	58	10	25	35	24	--	--	--	--	--	12	4	5	9	32
1998-99	Calgary	WHL	68	26	41	67	103	--	--	--	--	--	6	1	4	5	8
1999-00	Calgary	WHL	66	32	54	86	99	25	15	2	6	--	5	3	5	8	16
2000-01	Washington	NHL	4	0	0	0	2	-2	0	0	0	0	--	--	--	--	--
	Calgary	WHL	40	22	44	66	103	25	7	2	4	--	10	2	8	10	26
2001-02	PITTSBURGH	NHL	79	10	15	25	45	-25	2	0	0	126	--	--	--	--	--
2002-03	PITTSBURGH	NHL	12	0	1	1	6	-3	0	0	0	6	--	--	--	--	--
	Wilkes-Barre	AHL	50	19	24	43	76	-4	10	1	4	140	5	1	1	2	0
2003-04	PITTSBURGH	NHL	4	0	1	1	6	0	0	0	0	6	--	--	--	--	--
	Wilkes-Barre	AHL	53	20	25	45	97	15	9	0	3	--	22	9	6	15	22
2004-05	Wilkes-Barre	AHL	68	14	48	62	146	17	3	0	1	--	11	4	6	10	14
2005-06	Nashville	NHL	5	1	2	3	0	1	0	0	0	6	--	--	--	--	--
	Milwaukee	AHL	48	18	32	50	48	4	9	3	2	--	--	--	--	--	--
	Washington	NHL	5	0	0	0	4	0	0	0	0	6	--	--	--	--	--
	Hershey	AHL	10	8	6	14	6	1	2	2	1	--	21	14	14	28	11
2006-07	Washington	NHL	64	8	18	26	46	-11	3	0	0	77	--	--	--	--	--
2007-08	Columbus	NHL	16	5	4	9	2	3	2	0	0	24	--	--	--	--	--
	Vancouver	NHL	4	1	1	2	0	1	0	0	0	6	--	--	--	--	--
	PITTSBURGH	NHL	5	0	0	0	2	-1	0	0	0	4	--	--	--	--	--
NHL TOTALS			198	25	42	67	113	-37	7	0	0	261	--	--	--	--	--
PITTSBURGH TOTALS			100	10	17	27	59	-29	2	0	0	142	--	--	--	--	--

Paul Bissonnette

**Position:** D**Ht:** 6-2**DOB:** 3/11/85**Acquired:** Drafted by Penguins in the fourth round (121st overall) of the 2003 Entry Draft.**Shoots:** Left**Wt:** 211**Birthplace:** Welland, ON

2007-08: Began season with Wheeling (ECHL) and was recalled to Wilkes-Barre/Scranton (AHL) ... Played 46 games with WBS, tallying eight points (3+5) with 146 penalty minutes ... Also played seven playoff games ... Had 17 points (3+14) in 22 games with Wheeling.

CAREER: Penguins' 4th round pick (121st overall) in 2003 draft ... Turned pro in 2005 and has split three pro seasons between Wilkes-Barre/Scranton and Wheeling ... Has played 104 career games with WBS, tallying 14 points (4+10) with 211 penalty minutes ... Played four years of junior in OHL with North Bay, Saginaw and Owen Sound ... Was Saginaw's captain in 2003-04.

Career Statistics

REGULAR SEASON

PLAYOFFS

YEAR	TEAM	LEAGUE	GP	G	A	PTS	PIM	+/-	PP	SH	GW	S	GP	G	A	PTS	PIM
2001-02	North Bay	OHL	57	3	3	6	21	--	--	--	--	--	5	0	0	0	2
2002-03	Saginaw	OHL	67	7	16	23	57	--	--	--	--	--	--	--	--	--	--
2003-04	Saginaw	OHL	67	5	14	19	96	--	--	--	--	--	--	--	--	--	--
2004-05	Saginaw	OHL	28	1	6	7	46	--	--	--	--	--	--	--	--	--	--
	Owen Sound	OHL	35	2	11	13	46	--	--	--	--	--	8	1	3	4	2
2005-06	Wheeling	ECHL	14	3	7	10	4	4	1	0	2	65	--	--	--	--	--
	Wilkes-Barre	AHL	55	1	5	6	60	2	0	0	0	50	11	0	1	1	4
2006-07	Wheeling	ECHL	65	10	32	42	115	12	1	2	0	184	--	--	--	--	--
	Wilkes-Barre	AHL	3	0	0	0	6	-1	0	0	0	1	--	--	--	--	--
2007-08	Wilkes-Barre	AHL	46	3	5	8	145	5	1	0	0	49	7	0	0	0	11
	Wheeling	ECHL	22	3	14	17	43	0	0	0	0	55	--	--	--	--	--

Aaron Boogaard

**Position:** RW**Ht:** 6-3**DOB:** 8/11/86**Acquired:** Signed by Penguins as a free agent on April 23, 2007.**Shoots:** Right**Wt:** 220**Birthplace:** Newmarket, ON

2007-08: Played 58 games with Wheeling (ECHL), going 6-9-15 with 105 penalty minutes ... Also played two games for Wilkes-Barre/Scranton (AHL).

CAREER: Played five seasons of junior hockey with Calgary and Tri-City of the WHL ... Career junior totals of 54 points (26+28) in 273 games ... Had 21 points (10+11) in 69 games with Tri-City in 2006-07.

Career Statistics

REGULAR SEASON

PLAYOFFS

YEAR	TEAM	LEAGUE	GP	G	A	PTS	PIM	+/-	PP	SH	GW	S	GP	G	A	PTS	PIM
2002-03	Calgary	WHL	39	3	0	3	52	-7	0	0	0	--	5	0	0	0	0
2003-04	Calgary	WHL	12	0	1	1	24	3	0	0	0	--	--	--	--	--	--
2003-04	Tri-City	WHL	23	3	1	4	33	-2	0	0	1	--	6	0	0	0	8
2004-05	Tri-City	WHL	65	4	11	15	96	-5	1	0	0	--	5	0	0	0	4
2005-06	Tri-City	WHL	65	6	4	10	211	-8	1	0	0	--	5	0	2	2	4
2006-07	Tri-City	WHL	69	10	11	21	173	0	2	0	2	--	5	1	0	1	14
2007-08	Wheeling	ECHL	58	6	9	15	105	-23	0	0	0	108	--	--	--	--	--
	Wilkes-Barre	AHL	2	0	0	0	5	0	0	0	0	0	--	--	--	--	--

David Brown

**Position:** G**Ht:** 6-0**DOB:** 2/1/85**Acquired:** Selected by Penguins in eighth round (228th overall) of 2004 Entry Draft.**Catches:** Left**Wt:** 185**Birthplace:** Stoney Creek, ON

2007-08: Began season in Wheeling (ECHL), going 5-5-1 in 11 games with a 3.07 goals-against average and .920 save percentage ... Recalled to Wilkes-Barre/Scranton and made AHL debut Dec. 7 vs. Hershey (5-2 loss) ... Played 19 games for WB/S, going 9-7-1 with 2.34 gaa and .918 sv pct. ... Recorded his first AHL victory, stopping 27 shots in a 3-2 win at Philadelphia on Dec. 16...Made a season-high 38 saves in a 3-1 win in Syracuse on Dec. 27.

CAREER: Played four seasons at University of Notre Dame ... Went 30-6-3 with 1.58 goals-against average as senior in 2007 ... Finalist for 2007 Hobey Baker Award as top player in U.S. college hockey ... Named First-Team RBK Hockey All-America (West) as senior ... Winner of Lowe's Senior CLASS Award that honors four-year players for character, community and classroom as well achievements on the ice... Selected first team all-CCHA and CCHA Player of the Year... Guided Irish to first-ever CCHA tournament championship with 3-0 win over Lake Superior and 2-1 win against Michigan...Finished senior year with 30 wins (30-6-3) and led NCAA in wins... Played in prestigious world peewee hockey tournament in Quebec City in February of 1999...Member of the 1996 Hamilton Power Bladers Ontario championship team that competed at the National In-Line Hockey Association International championships in Las Vegas.

Career Statistics

REGULAR SEASON

PLAYOFFS

YEAR	TEAM	LEAGUE	GP	W	L	T	MIN	GA	SO	GAA	GP	W-L	MIN	GA	SO	GAA
2003-04	Notre Dame	CCHA	26	14	7	3	1445	56	4	2.32	--	--	--	--	--	--
2004-05	Notre Dame	CCHA	15	2	10	1	767	55	0	4.30	--	--	--	--	--	--
2005-06	Notre Dame	CCHA	31	9	15	4	1724	71	2	2.47	--	--	--	--	--	--
2006-07	Notre Dame	CCHA	39	30*	6	3	907	63	6	1.58*	--	--	--	--	--	--
2007-08	Wilkes-Barre	AHL	19	9	7	1	1050	41	0	2.34	1	0-0	20	1	0	3.00
	Wheeling	ECHL	13	6	6	1	707	39	0	3.31	--	--	--	--	--	--

*NCAA leader

Luca Caputi

**Position:** LW**Ht:** 6-2**DOB:** 10/1/88**Acquired:** Selected by Penguins in fourth round (111th overall) of 2007 Entry Draft.**Shoots:** Left**Wt:** 184**Birthplace:** Toronto, ON

2007-08: Played 19 AHL playoff games with Wilkes-Barre/Scranton after outstanding finish to junior career ... Had eight points (4+4) for WBS ... Had first pro goal in Game 5 of division semifinals vs. Hershey ... Scored a goal in Game 5 of Calder Cup Finals vs. Chicago ... Ranked third in Ontario Hockey League in goals (51) and fourth in points (111) in 66 games for Niagara Ice Dogs ... Set Niagara franchise records in goals and points ... Added 17 points (8+9) in 10 playoff games for the Ice Dogs.

CAREER: Penguins' fourth round pick (111th overall) in 2007 ... Played four seasons of junior hockey for Mississauga/Niagara Ice Dogs of OHL ... Had 185 points (86+99) in 214 OHL games from 2004-08.


Career Statistics

REGULAR SEASON

PLAYOFFS

YEAR	TEAM	LEAGUE	GP	G	A	PTS	PIM	+/-	PP	SH	GW	S	GP	G	A	PTS	PIM
2004-05	Mississauga	OHL	48	5	1	6	25	6	1	0	--	--	--	--	--	--	--
2005-06	Mississauga	OHL	32	3	0	3	43	-18	1	0	--	--	--	--	--	--	--
2006-07	Mississauga	OHL	68	27	38	65	66	22	8	1	--	--	5	2	1	3	0
2007-08	Niagara	OHL	66	51	60	111	107	26	10	6	--	--	10	8	9	17	14
	Wilkes-Barre	AHL	--	--	--	--	--	--	--	--	--	--	19	4	4	8	8

John Curry

**Position:** G**Ht:** 5-11**DOB:** 2/27/84**Acquired:** Signed by Penguins as a free agent on July 13, 2007.**Catches:** Left**Wt:** 185**Birthplace:** Shorewood, MN

2007-08: Helped lead Wilkes-Barre/Scranton to Calder Cup Finals, going 14-9 with 2.83 goals-against average in 23 playoff games ... During regular season, appeared in 40 games for WBS as AHL rookie, going 24-12-3 with 2.23 gaa and .915 save percentage ... Loaned to Las Vegas (ECHL) on Oct. 18 and went 4-1 with 2.81 gaa with Wranglers ... Assigned to U.S. national team for Deutschland Cup Nov. 5 ... Was 1-0-1 with 1.92 gaa and .946 sv pct in two tournament games ... Made 34 saves in shootout loss to Switzerland in championship game ... Reassigned to WBS on Nov. 12 ... Recorded first career AHL win in 4-3 OT decision over Binghamton Nov. 24 ... Notched first career AHL shutout with 20 saves vs. Syracuse Dec. 26 ... Named to AHL All-Rookie Team.

CAREER: Played four seasons at Boston University ... Led nation with seven shutouts and was 17-10-8 with 2.01 goals-against average as senior in 2006-07... Finalist for 2007 Hobey Baker Award as top U.S. college player ... Named RBK First Team All-American ... Named Hockey East Player of the Year and Hockey East First-Team All-Star ... Received Walter Brown Award as best American-born NCAA Division I hockey player in New England ... Named team MVP for third straight season ... Was runner-up for Hockey East Player of the Year as junior in 2006 and sophomore in 2005.

Career Statistics

REGULAR SEASON

PLAYOFFS

YEAR	TEAM	LEAGUE	GP	W	L	T	MIN	GA	SO	GAA	GP	W-L	MIN	GA	SO	GAA
2003-04	Boston University	HE	1	0	0	0	5	0	0	0.00	--	--	--	--	--	--
2004-05	Boston University	HE	33	18	11	3	1,949	64	3	1.97	--	--	--	--	--	--
2005-06	Boston University	HE	37	24	8	4	2,166	81	3	2.24	--	--	--	--	--	--
2006-07	Boston University	HE	36	17	10	8	2,154	72	7	2.01	--	--	--	--	--	--
2007-08	Wilkes-Barre	AHL	40	24	12	3	2,343	87	3	2.23	23	14-9	1358	64	1	2.83
	Wheeling	ECHL	1	0	1	0	60	4	0	4.00	--	--	--	--	--	--
	Las Vegas	ECHL	6	4	1	0	342	16	0	2.81	--	--	--	--	--	--

Jon D'Aversa

**Position:** D**Ht:** 6-2**DOB:** 3/2/86**Acquired:** Signed by Penguins as a free agent on May 25, 2007.**Shoots:** Right**Wt:** 200**Birthplace:** Toronto, ON

2007-08: Made pro debut and split season between Wheeling (ECHL) and Wilkes-Barre/Scranton (AHL) ... Had 14 points (1+13) in 25 games with Wheeling and represented Nailers at ECHL All-Star Game in Stockton, CA, recording two goals ... Had six points (4+2) in 27 games with Wilkes-Barre/Scranton. ... Scored first pro goal and point Nov. 14 with WB/S vs. Philadelphia.

CAREER: Played four seasons of junior hockey for Sudbury of OHL from 2003-07 ... Career total of 150 points (26+124) in 259 games ... Ranked third among OHL defensemen in 2006-07 with 13 goals, 47 assists, 60 points ... Played for Eastern Conference in 2007 OHL All-Star Classic ... Defense partner was Marc Staal, now of NY Rangers.

Career Statistics

REGULAR SEASON

PLAYOFFS

YEAR	TEAM	LEAGUE	GP	G	A	PTS	PIM	+/-	PP	SH	GW	S	GP	G	A	PTS	PIM
2003-04	Sudbury	OHL	63	1	14	15	22	10	1	0	0	--	7	0	1	1	2
2004-05	Sudbury	OHL	67	5	24	29	42	-12	5	0	0	--	12	4	6	10	8
2005-06	Sudbury	OHL	62	7	39	46	83	13	5	0	0	--	10	2	0	2	17
2006-07	Sudbury	OHL	67	13	47	60	53	14	9	0	0	--	21	3	15	18	16
2007-08	Wilkes-Barre	AHL	27	4	2	6	6	3	1	0	0	38	--	--	--	--	--
	Wheeling	ECHL	25	1	13	14	10	-10	0	0	0	56	--	--	--	--	--

Deryk Engelland

**Position:** D**Ht:** 6-2**DOB:** 4/3/82**Acquired:** Signed by Penguins as a free agent on July 16, 2007.**Shoots:** Right**Wt:** 202**Birthplace:** Edmonton, AB

2007-08: Five-year veteran played 80 games with Wilkes-Barre/Scranton, recording 17 points (2+15) with 141 penalty minutes ... Made Wilkes-Barre/Scranton debut Oct. 3 vs. Hershey Bears, his former team ... Scored first WB/S goal Nov. 21 vs. Worcester ... Played in 23 playoff games and had four points (1+3) with 14 penalty minutes.

CAREER: Turned pro in 2003-04 and has played for Lowell, Hershey and Wilkes-Barre/Scranton (AHL) and Las Vegas, South Carolina and Reading (ECHL) ... Career minor league totals are 84 points (16+68) with 576 penalty minutes in 335 games ... Played five years of junior hockey with Moose Jaw of WHL.

Career Statistics

REGULAR SEASON

PLAYOFFS

YEAR	TEAM	LEAGUE	GP	G	A	PTS	PIM	+/-	PP	SH	GW	S	GP	G	A	PTS	PIM
1998-99	Moose Jaw	WHL	2	0	0	0	0	--	--	--	--	--	--	--	--	--	--
1999-00	Moose Jaw	WHL	55	0	5	5	62	--	--	--	--	--	4	0	0	0	0
2000-01	Moose Jaw	WHL	65	4	11	15	157	--	--	--	--	--	4	0	0	0	10
2001-02	Moose Jaw	WHL	56	7	10	17	102	--	--	--	--	--	12	0	2	2	27
2002-03	Moose Jaw	WHL	65	3	8	11	199	--	--	--	--	--	13	1	1	2	20
2003-04	Lowell	AHL	26	0	0	0	34	--	--	--	--	--	--	--	--	--	--
	Las Vegas	ECHL	35	2	11	13	63	--	--	--	--	--	2	0	0	0	0
2004-05	Las Vegas	ECHL	72	5	16	21	138	--	--	--	--	--	--	--	--	--	--
2005-06	Hershey	AHL	37	0	4	4	77	--	--	--	--	--	1	0	0	0	0
	South Carolina	ECHL	35	3	13	16	20	--	--	--	--	--	--	--	--	--	--
2006-07	Hershey	AHL	44	4	6	10	95	--	--	--	--	--	14	0	0	0	14
	Reading	ECHL	6	0	3	3	8	--	--	--	--	--	--	--	--	--	--
2007-08	Wilkes-Barre	AHL	80	2	15	17	141	10	0	0	1	99	23	1	3	4	14

Jonathan Filewich

**Position:** RW**Ht:** 6-2**DOB:** 10/2/84**Acquired:** Selected by Penguins in third round (70th overall) of 2003 Entry Draft.**Shoots:** Right**Wt:** 208**Birthplace:** Kelowna, BC

2007-08: Made NHL debut Jan. 21 vs. Washington and played five games before being reassigned to Wilkes-Barre/Scranton ... Had 31 points (10+21) in 71 games in third season with WBS ... Had two goals, including game-winner, Dec. 15 vs. Albany ... Had three points March 14 vs. Bridgeport ... Played 14 AHL playoff games, and added three points (1+2) ... Scored a goal in Game 4 of AHL Eastern Conference finals.

CAREER: Penguins' third round pick (70th overall) in 2003 ... Has played 224 games in three seasons with WB/S, tallying 123 points (62+61) ... Had career highs with 30 goals, 26 assists, 56 points in 2006-07 ... Named to Canadian All-Star Team at 2007 Rbk Hockey AHL All-Star Classic and won fastest skater competition ... Had 22 goals as AHL rookie in 2005-06 ... Played six seasons of junior hockey for Prince George and Lethbridge of WHL ... Ranked sixth in WHL with 80 points in 2004-05.

Career Statistics

REGULAR SEASON

PLAYOFFS

YEAR	TEAM	LEAGUE	GP	G	A	PTS	PIM	+/-	PP	SH	GW	S	GP	G	A	PTS	PIM
1999-00	Prince George	WHL	3	0	0	0	2	--	--	--	--	--	--	--	--	--	--
2000-01	Prince George	WHL	61	9	16	25	32	--	--	--	--	--	--	--	--	--	--
2001-02	Prince George	WHL	66	13	19	32	23	--	--	--	--	--	7	2	0	2	2
2002-03	Prince George	WHL	51	27	27	54	45	--	--	--	--	--	5	1	1	2	2
2003-04	Prince George	WHL	72	30	25	55	52	--	--	--	--	--	--	--	--	--	--
2004-05	Lethbridge	WHL	68	42	38	80	26	--	--	--	--	--	5	1	1	2	2
2005-06	Wilkes-Barre	AHL	73	22	14	36	40	7	6	0	4	151	11	6	4	10	6
2006-07	Wilkes-Barre	AHL	80	30	26	56	38	11	12	2	4	220	11	4	2	6	8
2007-08	Wilkes-Barre	AHL	71	10	21	31	44	-6	2	0	1	164	13	1	2	3	2
PITTSBURGH NHL			5	0	0	0	0	-2	0	0	0	0	--	--	--	--	--
NHL TOTALS			5	0	0	0	0	-2	0	0	0	0	--	--	--	--	--

Alex Goligoski



Position: D
Ht: 5-11
DOB: 7/30/85
Acquired: Selected by Penguins in second round (61st overall) of 2004 Entry Draft.

Shoots: Right
Wt: 180
Birthplace: Grand Rapids, MN



2007-08: Played first three NHL games, recording two assists ... Made NHL debut Feb. 13 vs. Boston and scored first NHL point, an assist, March 1 vs. Ottawa ... Had outstanding season as AHL rookie and helped lead Wilkes-Barre/Scranton to Calder Cup Finals ... Set new AHL records for points in a playoff season by a defenseman with 28 ... Broke the record set by former WB/S defenseman Chris Kelleher in 2001 ... Had 28 points (4+24) in 23 playoff games and ranked second overall in AHL playoff scoring ... Tied AHL record for points in a playoff season by a rookie, set by Mike Sillinger of Adirondack in 1989 ... Set team record with eight-game point streak in playoffs ... In regular season, had 38 points (10+28) with plus-15 rating in 70 games ... Tied team record with four assists Dec. 31 vs. Norfolk ... Named to AHL's Planet USA All-Star team.

CAREER: Penguins' second round pick (61st overall) in 2004 ... Played three seasons as standout defenseman for University of Minnesota ... Named First-Team All-American, First Team All-WCHA and WCHA Defensive Player of the Year as a junior in 2006-07 ... Had 39 points (9+30) in 44 games as a junior ... Ranked second in the nation in scoring among defensemen ... Named Third-Team All-American and Second Team All-WCHA as junior in 2005-06 ... Named to All-WCHA Rookie Team as a freshman in 2004-05 ... Played for U.S. at 2005 World Junior Championships ... As senior at Grand Rapids (Minn.) High School in 2004 was All-State selection and finalist for Mr. Hockey award in Minnesota.

Career Statistics

REGULAR SEASON

PLAYOFFS

YEAR	TEAM	LEAGUE	GP	G	A	PTS	PIM	+/-	PP	SH	GW	S	GP	G	A	PTS	PIM
2003-04	Grand Rapids	USHS	26	25	31	56	16	--	--	--	--	--	--	--	--	--	--
2004-05	Minnesota	WCHA	32	5	15	20	44	--	3	0	0	--	--	--	--	--	--
2005-06	Minnesota	WCHA	41	11	28	39	63	--	4	0	1	--	--	--	--	--	--
2006-07	Minnesota	WCHA	44	9	30	39	51	--	5	0	3	--	--	--	--	--	--
2007-08	Wilkes-Barre	AHL	70	10	28	38	53	15	7	0	4	127	23	4	24	28	18
PITTSBURGH NHL			3	0	2	2	2	2	0	0	0	2	--	--	--	--	--
NHL TOTALS			3	0	2	2	2	2	0	0	0	2	--	--	--	--	--

Dave Gove

**Position:** C**Ht:** 5-9**DOB:** 5/4/78**Acquired:** From Carolina for Joe Jensen, Jan. 31, 2008.**Shoots:** Left**Wt:** 190**Birthplace:** Centerville, Mass.

2007-08: Acquired in a trade by Pittsburgh from Carolina for Joe Jensen on Jan. 31, 2008 ... Appeared in 36 games with the Wilkes-Barre/Scranton Penguins (AHL), recording 22 points (15+7) ... Led the team with three short-handed goals.

CAREER: Gove played two NHL games with the Carolina Hurricanes, posting one assist ... Appeared in 429 career AHL games with the WBS Penguins, Albany River Rats, Lowell Lock Monsters, Providence Bruins, San Antonio Rampage and Grand Rapids Griffins, recording 184 points (95+89) ... Played four seasons of collegiate hockey for the Western Michigan Broncos.


Career Statistics

REGULAR SEASON

PLAYOFFS

YEAR	TEAM	LEAGUE	GP	G	A	PTS	PIM	+/-	PP	SH	GW	S	GP	G	A	PTS	PIM
1997-98	Western Mich.	CCHA	36	8	7	15	8	--	--	--	--	--	--	--	--	--	--
1998-99	Western Mich.	CCHA	33	9	14	23	12	--	--	--	--	--	--	--	--	--	--
1999-00	Western Mich.	CCHA	36	18	28	46	22	--	--	--	--	--	--	--	--	--	--
2000-01	Western Mich.	CCHA	39	22	37	59	16	--	--	--	--	--	--	--	--	--	--
	Orlando	IHL	9	1	1	2	2	--	--	--	--	--	1	0	0	0	0
2001-02	Grand Rapids	AHL	17	2	4	6	8	--	--	--	--	--	--	--	--	--	--
	Johnstown	ECHL	54	17	32	49	32	--	--	--	--	--	8	1	3	4	4
2002-03	San Antonio	AHL	72	15	20	35	30	--	--	--	--	--	3	0	1	1	0
	Laredo	CHL	8	4	12	16	15	--	--	--	--	--	--	--	--	--	--
2003-04	Utah	AHL	75	14	22	36	28	--	--	--	--	--	--	--	--	--	--
2004-05	Providence	AHL	70	13	18	31	30	--	--	--	--	--	17	3	3	6	14
2005-06	Carolina	NHL	1	0	1	1	0	2	0	0	0	0	--	--	--	--	--
	Lowell	AHL	65	20	26	46	50	--	--	--	--	--	--	--	--	--	--
2006-07	Carolina	NHL	1	0	0	0	0	0	0	0	0	0	--	--	--	--	--
	Albany	AHL	49	8	13	21	27	--	--	--	--	--	4	0	2	2	4
2007-08	Albany	AHL	45	8	15	23	31	1	2	0	4	91	--	--	--	--	--
	Wilkes-Barre	AHL	36	15	6	22	10	14	1	3	5	83	23	5	7	12	10
	NHL TOTALS		2	0	1	1	2	0	0	0	0	0	--	--	--	--	--

Adam Henrich

**Position:** LW**Ht:** 6-4**DOB:** 1/19/84**Acquired:** Signed by Penguins as a free agent on July 8, 2008.**Shoots:** Left**Wt:** 216**Birthplace:** Toronto, ON

2007-08: Had a four-game point streak (2+3) from Mar. 1 – Mar. 3 ... Notched four points (1+3) on Dec. 8 vs. Wilkes-Barre/Scranton for first star honors ... Had a three-game goal-scoring streak (3G) from Dec. 22 at Hershey to Dec. 27 vs. Philadelphia ... Lead Wheeling Nailers (ECHL) in goals (10), points (20) and tied for eighth in the ECHL in both categories when he joined Norfolk Admirals (AHL).

CAREER: Scored two goals in professional debut with the Springfield Falcons (AHL) at Providence on Oct. 15, 2004 ... Led all Springfield Falcons rookies in goals and points in 2004-05 ... Represented the OHL in the Re/Max Canada-Russia All-Star Challenge in November 2003 ... Was selected by the Tampa Bay Lightning in the 2nd round (60th overall) of the 2002 NHL Entry Draft.

Career Statistics

REGULAR SEASON

PLAYOFFS

YEAR	TEAM	LEAGUE	GP	G	A	PTS	PIM	+/-	PP	SH	GW	S	GP	G	A	PTS	PIM
1999-00	Don Mills	GTHL	54	30	52	82	86	--	--	--	--	--	--	--	--	--	--
2000-01	Brampton	OHL	48	5	4	9	27	--	--	--	--	--	9	0	0	0	6
2001-02	Brampton	OHL	66	33	30	63	-4	92	10	0	6	--	--	--	--	--	--
	Canada	U-17	6	0	2	2	0	--	--	--	--	--	--	--	--	--	--
2002-03	Brampton	OHL	63	31	33	64	24	84	4	0	--	--	11	4	1	5	25
2003-04	Brampton	OHL	65	29	29	58	-15	146	3	0	--	--	12	5	1	6	24
2004-05	Springfield	AHL	63	10	16	26	-12	97	2	0	3	--	--	--	--	--	--
	Johnstown	ECHL	6	2	1	3	1	15	1	0	0	--	--	--	--	--	--
2005-06	Springfield	AHL	12	0	3	3	-5	14	0	0	0	--	--	--	--	--	--
	Johnstown	ECHL	51	18	23	41	2	78	2	0	2	--	5	2	4	6	8
2006-07	Springfield	AHL	27	3	6	9	-3	31	0	0	0	--	--	--	--	--	--
	Johnstown	ECHL	32	15	19	34	15	119	4	1	3	--	2	0	0	0	2
2007-08	Norfolk	AHL	43	14	17	31	88	-10	5	0	2	107	--	--	--	--	--
	Wheeling	ECHL	12	10	10	20	34	6	6	0	3	65	--	--	--	--	--

Connor James

**Position:** LW**Ht:** 5-10**DOB:** 8/25/82**Acquired:** Signed as a free agent on Aug. 9, 2006.**Shoots:** Right**Wt:** 180**Birthplace:** Calgary, AB

2007-08: Scored first career NHL goal Feb. 26 vs. NY Islanders ... Was recalled from Wilkes-Barre/Scranton because team was short-handed on day of Marian Hossa trade ... Made Penguins debut Dec. 15 vs. Islanders and played 13 NHL games ... Played 64 games for WBS, tallying 37 points (9+28) ... Set AHL career high with 28 assists ... Ranked third on team with eight playoff goals en route to Calder Cup Finals... Had 13 points (8+5) in 23 AHL playoff games.

CAREER: Veteran of four pro seasons with Pittsburgh and Los Angeles (NHL), Wilkes-Barre/Scranton and Manchester (AHL) and Bakersfield (ECHL) ... Played two games with LA Kings in 2005-06 ... Set AHL career highs with 17 goals, 42 points with Manchester in 2005-06 ... Played four seasons with University of Denver and helped Pioneers win national championship as senior in 2003-04 ... Had 38 points in 40 games as a senior ... Won Dr. Ken Bredesen Award as Denver's Top Sportsman and received 2003-04 WCHA Student-Athlete of the Year award ... Named to WCHA All-Academic Team in 2002-03.


Career Statistics

REGULAR SEASON

PLAYOFFS

YEAR	TEAM	LEAGUE	GP	G	A	PTS	PIM	+/-	PP	SH	GW	S	GP	G	A	PTS	PIM
2000-01	Denver	WCHA	38	8	19	27	14	--	--	--	--	--	--	--	--	--	--
2001-02	Denver	WCHA	41	16	26	42	18	--	--	--	--	--	--	--	--	--	--
2002-03	Denver	WCHA	41	20	23	43	12	--	--	--	--	--	--	--	--	--	--
2004-05	Bakersfield	ECHL	51	21	25	46	34	--	--	--	--	--	5	3	1	4	0
	Manchester	AHL	14	2	1	3	10	--	--	--	--	--	3	0	0	0	0
2005-06	Los Angeles	NHL	2	0	0	0	0	-1	0	0	0	1	--	--	--	--	--
	Manchester	AHL	77	17	25	42	43	--	--	--	--	--	7	0	0	0	2
2006-07	Wilkes-Barre	AHL	70	12	20	32	29	0	2	1	4	127	11	4	4	8	8
2007-08	Wilkes-Barre	AHL	64	9	28	37	30	8	1	0	1	126	22	8	5	13	6
	PITTSBURGH	NHL	13	1	0	1	2	-2	1	0	0	9	--	--	--	--	--
PITTSBURGH TOTALS			13	1	0	1	2	-2	1	0	0	9	--	--	--	--	-
NHL TOTALS			15	1	0	1	2	-3	1	0	0	10	--	--	--	--	--

Dustin Jeffrey

**Position:** C**Ht:** 6-1**DOB:** 2/27/88**Acquired:** Selected by Penguins in sixth round (171st overall) of 2007 Entry Draft.**Shoots:** Left**Wt:** 205**Birthplace:** Sarnia, ON

2007-08: Joined Wilkes-Barre/Scranton for AHL playoffs on April 29 and scored two goals, three points in 15 playoff games ... Had first pro goal and assist in Game 4 of Eastern Division finals vs. Portland May 7 ... Ranked eighth in Ontario Hockey League in assists (59) and ninth in points (97) for Sault Ste. Marie Greyhounds ... Finished with 97 points (38+59) in 56 games ... Was impressive performer at Penguins' preseason rookie camp and signed NHL contract.

CAREER: Penguins' sixth round pick (171st overall) in 2007 ... Played four OHL seasons for Mississauga and Sault Ste. Marie, recording 252 points (100+152) in 246 games ... Posted back-to-back seasons of more than 90 points for Sault Ste. Marie ... Named to Team OHL for 2006 ADT Canada/Russia Challenge and recorded two assists ... Received Dr. Bill Kelly Award as Greyhounds Most Gentlemanly Player in 2006 and 2007.

Career Statistics

REGULAR SEASON

PLAYOFFS

YEAR	TEAM	LEAGUE	GP	G	A	PTS	PIM	+/-	PP	SH	GW	S	GP	G	A	PTS	PIM
2004-05	Mississauga	OHL	53	10	15	25	20	9	0	0	--	--	--	--	--	--	--
2005-06	Mississauga	OHL	30	6	9	15	26	-11	4	0	--	--	--	--	--	--	--
	Sault Ste. Marie	OHL	39	12	11	23	10	6	4	0	--	--	4	1	2	3	2
2007-08	Sault Ste. Marie	OHL	56	38	59	97	30	25	17	7	--	--	14	3	8	11	12
	Wilkes-Barre	AHL	--	--	--	--	--	--	--	--	--	--	15	2	1	3	4

Nick Johnson

**Position:** RW**Ht:** 6-1**DOB:** 12/24/85**Acquired:** Selected by Penguins in third round (67th overall) of 2004 Entry Draft.**Shoots:** Right**Wt:** 183**Birthplace:** Calgary, AB

2007-08: Turned pro after completing senior season at Dartmouth College ... Played four regular-season games for Wilkes-Barre/Scranton (AHL), recording one assist April 2 vs. Albany ... Played 10 AHL playoff games, contributing an assist in Eastern Conference finals vs. Portland ... Named First Team All-ECAC and First Team All-Ivy League as senior at Dartmouth, recording 35 points (10+25) in 32 games.

CAREER: Penguins' third round pick (67th overall) in 2004 ... Played four seasons at Dartmouth from 2004-07 ... Finished college career with 125 points (57+68) in 133 games ... Had career high 28 goals as freshman in 2004-05 and was named to ECAC All-Rookie Team ... Before Dartmouth, played for St. Albert Saints of Alberta Junior Hockey League was named Canadian Junior A Player of the Year in 2003-04.

Career Statistics

REGULAR SEASON

PLAYOFFS

YEAR	TEAM	LEAGUE	GP	G	A	PTS	PIM	+/-	PP	SH	GW	S	GP	G	A	PTS	PIM
2003-04	St. Albert	AJHL	51	35	36	71	33	4	0	3	3	--	--	--	--	--	--
2004-05	Dartmouth	ECAC	35	18	17	35	16	--	--	--	--	--	--	--	--	--	--
2005-06	Dartmouth	ECAC	33	15	10	25	24	--	--	--	--	--	--	--	--	--	--
2006-07	Dartmouth	ECAC	33	14	16	30	46	--	7	0	2	--	--	--	--	--	--
2007-08	Dartmouth	ECAC	32	10	25	35	20	--	6	0	1	--	--	--	--	--	--
	Wilkes-Barre	AHL	4	0	1	1	0	1	0	0	0	9	10	0	1	1	2

T.J. Kemp

**Position:** D**Ht:** 5-11**DOB:** 7/3/81**Acquired:** Signed as a free agent on July 8, 2008.**Shoots:** Left**Wt:** 197**Birthplace:** Pickering, ON

2007-08: Played fourth pro season with Springfield Falcons of AHL, tallying 46 points (8+38) in 73 games ... Played 200th career pro game March 2 vs. Manchester, his former team ... Received team's sportsmanship award.

CAREER: Played four seasons at Mercyhurst College in Erie from 2001-05 ... Was alternate captain and named First Team Atlantic Hockey as a senior in 2004-05 ... In 2001-02 ranked second among NCAA freshmen in scoring with 19 points ... Turned pro with Missouri River Otters of UHL in 2004-05 ... Has also played for Milwaukee, Bridgeport, Iowa, Peoria, Manchester and Springfield (AHL) and Reading (ECHL) ... Played in 2007 AHL All-Star Game for Manchester.


Career Statistics

REGULAR SEASON

PLAYOFFS

YEAR	TEAM	LEAGUE	GP	G	A	PTS	PIM	+/-	PP	SH	GW	S	GP	G	A	PTS	PIM
2001-02	Mercyhurst	NCAA	31	6	13	19	18	--	--	--	--	--	--	--	--	--	--
2002-03	Mercyhurst	NCAA	37	11	16	27	39	--	--	--	--	--	--	--	--	--	--
2003-04	Mercyhurst	NCAA	34	5	21	26	42	--	--	--	--	--	--	--	--	--	--
2004-05	Mercyhurst	NCAA	31	10	18	28	78	--	--	--	--	--	--	--	--	--	--
	Missouri	UHL	6	1	2	3	4	--	--	--	--	--	--	--	--	--	--
2005-06	Milwaukee	AHL	2	0	0	0	2	--	--	--	--	--	--	--	--	--	--
	Bridgeport	AHL	6	0	0	0	0	--	--	--	--	--	--	--	--	--	--
	Reading	ECHL	60	13	27	40	54	--	--	--	--	--	4	1	1	2	2
	Iowa	AHL	3	0	0	0	0	--	--	--	--	--	--	--	--	--	--
	Peoria	AHL	3	0	0	0	2	--	--	--	--	--	--	--	--	--	--
2006-07	Manchester	AHL	65	5	33	38	56	--	--	--	--	--	14	2	5	7	12
2007-08	Springfield	AHL	73	8	38	46	44	-20	4	0	0	141	--	--	--	--	--

Mark Letestu

**Position:** C**Ht:** 5-11**DOB:** 2/4/85**Acquired:** Signed as an free agent on March 22, 2007.**Shoots:** Right**Wt:** 195**Birthplace:** Elk Point, AB

2007-08: Played first full pro season, appeared in 52 games for Wilkes-Barre/Scranton and had 18 points (6+12) ... Scored first AHL goal Jan. 2 vs. Syracuse ... Had two goals Jan. 9 vs. Lake Erie ... Played 12 AHL playoff games and added three assists ... Also appeared in six games for Wheeling (ECHL) and had three points (1+2).

CAREER: Turned pro after completing freshman season at Western Michigan University in 2006-07 ... Named CCHA Rookie of the Year after recording 24 goals, 46 points in 37 games at Western Michigan ... Ranked third in CCHA in goals and seventh in points ... Led nation with five short-handed goals ... Had 4.00 grade point average ... Appeared in three games for Wilkes-Barre/Scranton after turning pro ... Was Alberta Junior Hockey League scoring champion with 86 points for Bonnyville in 2005-06. Also named MVP of AJHL.

Career Statistics

REGULAR SEASON

PLAYOFFS

YEAR	TEAM	LEAGUE	GP	G	A	PTS	PIM	+/-	PP	SH	GW	S	GP	G	A	PTS	PIM
2002-03	Bonnyville	AJHL	11	7	1	8	0	--	0	0	1	--	--	--	--	--	--
2003-04	Bonnyville	AJHL	58	22	27	49	24	--	8	1	5	--	5	3	1	4	6
2004-05	Bonnyville	AJHL	63	39	47	86	32	--	9	1	8	--	4	0	4	4	2
2006-07	Western Michigan	CCHA	37	24	22	46	14	13	7	5	2	125	--	--	--	--	--
	Wilkes-Barre	AHL	3	0	0	0	0	-1	0	0	0	4	2	0	0	0	2
2007-08	Wilkes-Barre	AHL	52	6	12	18	28	-2	2	0	1	108	12	0	3	3	0
	Wheeling	ECHL	6	1	2	3	4	0	0	0	0	21	--	--	--	--	--

Ben Lovejoy



Position: D
Ht: 6-2
DOB: 2/20/84
Acquired: Signed as a free agent on July 7, 2008.

Shoots: Right
Wt: 215
Birthplace: Canaan, NH



2007-08: Played first pro season with Wilkes-Barre/Scranton (AHL), finishing with 20 points (2+18) in 72 games ... Recorded first pro point with an assist. Nov. 10 at Springfield ... Scored first pro goal March 12 vs. Norfolk ... Led team in plus-minus rating at plus-16 ... Played all 23 playoff games and had 10 points (2+8) ... First career playoff goal was game-winner in Game 4 of Eastern Conference finals vs. Portland.

CAREER: Player four years of college hockey – one at Boston College, three at Dartmouth – before signing amateur tryout contract with Norfolk of AHL. ... Played five games for Norfolk at end of 2006-07 season ... Had seven goals, 23 points in 32 games as senior at Dartmouth in 2006-07 ... Finished college career with 60 points (11+49) in 118 games with Dartmouth and BC ... Named to Hockey East Scholastic Team as freshman at Boston College in 2002-03.

Career Statistics

REGULAR SEASON

PLAYOFFS

YEAR	TEAM	LEAGUE	GP	G	A	PTS	PIM	+/-	PP	SH	GW	S	GP	G	A	PTS	PIM
2002-03	Boston College	NCAA	22	0	6	6	6	--	--	--	--	--	--	--	--	--	--
2004-05	Dartmouth	NCAA	32	2	11	13	28	--	--	--	--	--	--	--	--	--	--
2005-06	Dartmouth	NCAA	32	2	16	18	24	--	--	--	--	--	--	--	--	--	--
2006-07	Dartmouth	NCAA	32	7	16	23	28	--	--	--	--	--	--	--	--	--	--
	Norfolk	AHL	5	0	0	0	6	--	--	--	--	--	--	--	--	--	--
2007-08	Wilkes-Barre	AHL	72	2	18	20	63	16	1	0	1	134	23	2	8	10	18

Chris Minard



Position: LW
Ht: 6-1
DOB: 11/18/81
Acquired: Signed as a free agent on July 12, 2007.

Shoots: Left
Wt: 190
Birthplace: Owen Sound, ON



2007-08: Made NHL debut with Penguins Jan. 21 vs. Washington and scored first career goal and assist March 12 vs. Buffalo ... Had two points (1+1) in 15 NHL games ... Led Wilkes-Barre/Scranton with 25 goals and ranked fifth on team in points with 42 in 53 games ... Had hat-trick in WB/S debut Oct. 3 vs. Hershey ... Ranked second on team with 11 playoff goals ... Had 17 points (11+6) in 23 playoff games ... Had three two-goal games in playoffs ... Had two playoff game-winning goals in overtime.

CAREER: Has played six pro seasons with Milwaukee, Albany, Lowell and Wilkes-Barre/Scranton (AHL), Pensacola and Alaska (ECHL) and San Angelo (CHL) ... Led Lowell with 32 goals and 49 points in 2006-07 and ranked third in AHL with eight game-winning goals ... Helped Alaska to ECHL championship in 2005-06, scoring a league-best 14 goals in 22 playoff games ... Had dominating regular season with Alaska in 2004-05, leading league with 49 goals and going racking up 78 points (49+29) in 69 games ... Was teammate of NHL's Scott Gomez during 2004-05 lockout season ... Played in 2004 CHL All-Star Game for San Angelo ... Played five seasons of junior hockey with Owen Sound, St. Michael's and Oshawa of OHL from 1997-02 ... Played 253 career OHL games, tallying 175 points (82+93).

Career Statistics

REGULAR SEASON

PLAYOFFS


YEAR	TEAM	LEAGUE	GP	G	A	PTS	PIM	+/-	PP	SH	GW	S	GP	G	A	PTS	PIM
1997-98	Owen Sound	OHL	9	0	1	1	0	--	--	--	--	--	1	0	0	0	2
1998-99	Owen Sound	OHL	43	6	9	15	18	--	--	--	--	--	--	--	--	--	--
1999-00	Owen Sound	OHL	38	12	14	26	39	--	--	--	--	--	--	--	--	--	--
	St. Michael's	OHL	28	5	14	19	6	--	--	--	--	--	--	--	--	--	--
2000-01	St. Michael's	OHL	40	11	8	19	28	--	--	--	--	--	--	--	--	--	--
	Oshawa	OHL	28	12	12	24	18	--	--	--	--	--	--	--	--	--	--
2001-02	Oshawa	OHL	67	36	35	71	20	--	--	--	--	--	5	2	3	5	6
2002-03	Pensacola	ECHL	72	15	17	32	71	--	--	--	--	--	4	0	0	0	6
2003-04	San Angelo	CHL	64	39	36	75	51	--	--	--	--	--	5	1	1	2	2
2004-05	Milwaukee	AHL	1	0	0	0	0	--	--	--	--	--	--	--	--	--	--
	Alaska	ECHL	69	49	29	78	54	--	--	--	--	--	15	4	4	8	12
2005-06	Albany	AHL	37	7	12	19	26	--	--	--	--	--	--	--	--	--	--
	Alaska	ECHL	33	26	16	42	38	--	--	--	--	--	22	14	5	19	54
2006-07	Lowell	AHL	65	32	17	49	30	--	--	--	--	--	--	--	--	--	--
2007-08	Wilkes-Barre	AHL	56	25	17	42	33	10	13	0	2	215	23	11	6	17	10
	PITTSBURGH	NHL	15	1	1	2	10	-1	0	0	0	9	--	--	--	--	--
	NHL TOTALS		15	1	1	2	10	-1	0	0	0	9	--	--	--	--	--

Joey Mormina



Position: D
Ht: 6-6
DOB: 7/29/82
Acquired: Signed as a free agent on July 10, 2008.

Shoots: Left
Wt: 220
Birthplace: Montreal, QC



2007-08: Made AHL playoff debut on April 16 vs. Philadelphia... Played the longest game in AHL history (five overtimes) on April 24 in Game 5 of the East Division Semifinals vs. Philadelphia ... Made his NHL debut with Carolina on Feb. 14 against Pittsburgh ... Played 200th career AHL game and tallied one assist on April 11 vs. Wilkes-Barre/Scranton.

CAREER: Made professional debut for Manchester Monarchs in 2005-06 ... Received All-ECACHL honorable mention in 2004-05 scoring 16 points (eight goals, eight assists) in 39 games for Colgate University (NCAA) ... Played four seasons at Colgate University, registering 56 points (16+40) along with 156 penalty minutes in 141 games.

Career Statistics

REGULAR SEASON

PLAYOFFS

YEAR	TEAM	LEAGUE	GP	G	A	PTS	PIM	+/-	PP	SH	GW	S	GP	G	A	PTS	PIM
2001-02	Colgate	ECAC	34	2	13	15	28	--	--	--	--	--	--	--	--	--	--
2002-03	Colgate	ECAC	40	4	9	13	52	--	--	--	--	--	--	--	--	--	--
2003-04	Colgate	ECAC	28	2	10	12	26	--	--	--	--	--	--	--	--	--	--
2004-05	Colgate	ECAC	39	8	8	16	50	--	--	--	--	--	--	--	--	--	--
2005-06	Manchester	AHL	61	0	13	13	70	4	0	0	0	--	7	0	0	0	4
2006-07	Manchester	AHL	62	2	9	11	108	15	0	0	0	--	1	0	0	0	2
2007-08	Carolina	NHL	1	0	0	0	0	0	0	0	0	1	--	--	--	--	--
	Albany	AHL	77	4	9	13	96	-4	0	0	0	95	7	0	0	0	4
	NHL TOTALS		1	0	0	0	0	0	0	0	0	1	--	--	--	--	--

Janne Pesonen

**Position:** LW**Ht:** 5-11**DOB:** 5/11/82**Acquired:** Signed as a free agent on July 7, 2008.**Shoots:** Left**Wt:** 180**Birthplace:** Suomussalmi, Finland

2007-08: Leading scorer in Finnish Elite League with 34 goals, 78 points in 56 games for Oulu Karpat ... Added 16 points in playoffs (7+9) to lead club to its fifth league championship ... Posted a plus-39 rating.

CAREER: Played six games for Finland national team at 2007 Karjala Cup and Sweden Hockey Games, registering four points (2+2) ... Scored three goals in two games at European Champions Cup ... Has played on four Finnish league championship teams with Karpat (2004, 2005, 2007, 2008) ... Named playoff MVP after scoring seven points in nine games in 2006-07 ... Was Rookie of the Year for Karpat in 2003-04.


Career Statistics

REGULAR SEASON

PLAYOFFS

YEAR	TEAM	LEAGUE	GP	G	A	PTS	PIM	+/-	PP	SH	GW	S	GP	G	A	PTS	PIM
1998-99	Hokki	Fin-3	2	0	0	0	0	--	--	--	--	--	--	--	--	--	--
1999-00	Karpat U18	Fin-U18	33	6	12	18	30	--	--	--	--	--	--	--	--	--	--
2000-01	Karpat Jr.	Fin-Jr.	41	9	22	31	18	--	--	--	--	--	1	0	0	0	0
2001-02	Karpat Jr.	Fin-Jr.	42	12	19	31	18	--	--	--	--	--	--	--	--	--	--
	Karpat	Finland	9	2	0	2	0	--	--	--	--	--	--	--	--	--	--
2002-03	Hokki	Fin-2	40	15	21	36	62	--	--	--	--	--	--	--	--	--	--
2003-04	Karpat	Finland	56	17	13	30	28	--	--	--	--	--	15	1	1	2	4
2004-05	Karpat	Finland	55	11	18	29	42	--	--	--	--	--	12	2	0	2	0
2005-06	Karpat	Finland	53	8	14	22	34	--	--	--	--	--	11	4	0	4	8
2006-07	Karpat	Finland	56	22	33	55	38	--	--	--	--	--	9	4	3	7	10
2007-08	Karpat	Finland	56	34	44	78	58	--	--	--	--	--	--	--	--	--	--

Danny Richmond



Position: D
Ht: 6-0
DOB: 8/1/84
Acquired: From Chicago on July 17, 2008, for Tim Brent

Shoots: Left
Wt: 192
Birthplace: Chicago, IL

2007-08: Scored 14 points (2+12) along with 156 penalty minutes in 40 games with the Rockford IceHogs (AHL) ... Had a Gordie Howe Hat Trick (goal, assist and a fight) in Rockford's 4-3 overtime loss in Chicago on Dec. 17... Played his 200th career AHL game on Dec. 15 ... Appeared in seven games with the Chicago Blackhawks during the 2007-08 season.

CAREER: Made NHL debut with Carolina on Nov. 11, 2005 at Florida ... Registered first NHL point (one assist) with Carolina on Jan. 17, 2006 ... Member of Gold Medal-winning Team USA at World Championships in 2004.

Career Statistics

REGULAR SEASON

PLAYOFFS

YEAR	TEAM	LEAGUE	GP	G	A	PTS	PIM	+/-	PP	SH	GW	S	GP	G	A	PTS	PIM
2001-02	Chicago	USHL	56	8	45	53	129	--	--	--	--	--	4	0	4	4	20
2002-03	Michigan	CCHA	43	3	19	22	48	--	--	--	--	--	--	--	--	--	--
2003-04	London	OHL	59	13	22	35	92	12	7	0	--	--	15	5	6	11	10
2003-04	United States	WJC-A	6	0	4	4	4	--	--	--	--	--	--	--	--	--	--
2004-05	Lowell	AHL	63	4	9	13	139	4	0	0	2	--	6	0	2	2	8
2005-06	Carolina	NHL	10	0	1	1	7	-3	0	0	0	7	--	--	--	--	--
2005-06	Chicago	NHL	10	0	0	0	18	-3	0	0	0	6	--	--	--	--	--
2005-06	Lowell	AHL	32	4	11	15	60	-11	2	0	1	--	--	--	--	--	--
2005-06	Norfolk	AHL	31	4	8	12	42	0	1	0	0	--	3	0	1	1	2
2006-07	Chicago	NHL	22	0	2	2	48	-1	0	0	0	13	--	--	--	--	--
2006-07	Norfolk	AHL	57	10	24	34	144	10	5	0	1	--	6	0	0	0	8
2007-08	Chicago	NHL	7	0	0	0	2	2	-5	0	0	2	--	--	--	--	--
NHL TOTALS			49	0	3	3	75	-12	0	0	0	28	--	--	--	--	--

Ryan Stone

**Position:** C**Ht:** 6-2**DOB:** 3/20/85**Acquired:** Drafted by Penguins in second round (32nd overall) of 2003 Entry Draft.**Shoots:** Left**Wt:** 207**Birthplace:** Calgary, AB

2007-08: Made NHL debut with Penguins Jan. 10 vs. Tampa Bay ... Recorded first NHL point with assist March 12 vs. Buffalo ... Has one assist in five NHL games ... Recorded 11 goals, 39 points, 129 penalty minutes in 65 games with Wilkes-Barre/Scranton ... Also appeared in 22 AHL playoff games, tallying 16 points (5+12) with 33 penalty minutes ... Had four points (2+2) in Game 4 of Eastern Division Finals vs. Philadelphia ... His assist in Game 2 of Calder Cup Finals vs. Chicago moved him into second place on the WBS all-time playoff scoring list with 33 points.

CAREER: Penguins' second round pick (32nd overall) in 2003 ... Has played three seasons with Wilkes-Barre/Scranton, registering 32 goals, 76 assists, 108 points in 181 career AHL games ... Had career-high 14 goals, 36 points as AHL rookie in 2005-06 ... Played four seasons of junior hockey with Brandon of WHL ... Led WHL in assists (66) and ranked second in points (99) in 2004-05 ... Scoring totals of 99 points (33+66) in 70 games ... Named First Team All-WHL East Division ... Selected to play for Team WHL in CHL Canada-Russia series.

Career Statistics

REGULAR SEASON

PLAYOFFS

YEAR	TEAM	LEAGUE	GP	G	A	PTS	PIM	+/-	PP	SH	GW	S	GP	G	A	PTS	PIM
2001-02	Brandon	WHL	65	11	27	38	128	--	--	--	--	--	19	0	3	3	39
2002-03	Brandon	WHL	54	14	31	45	158	--	--	--	--	--	12	4	2	6	20
2003-04	Brandon	WHL	50	20	38	58	125	--	--	--	--	--	11	1	3	4	24
2004-05	Brandon	WHL	70	33	66	99	127	--	--	--	--	--	24	4	23	27	48
2005-06	Wilkes-Barre	AHL	75	14	22	36	109	12	3	1	3	123	11	4	7	11	12
2006-07	Wilkes-Barre	AHL	41	7	26	33	85	5	5	0	0	64	10	2	3	5	21
2007-08	Wilkes-Barre	AHL	65	11	28	39	129	2	2	0	2	133	22	5	12	17	33
	PITTSBURGH	NHL	6	0	1	1	5	-1	0	0	0	3	--	--	--	--	--
	NHL TOTALS		6	0	1	1	5	-1	0	0	0	3	--	--	--	--	--

Bill Thomas

**Position:** RW**Ht:** 6-1**DOB:** 6/20/83**Acquired:** Signed as a free agent on July 15, 2008.**Shoots:** Right**Wt:** 185**Birthplace:** Pittsburgh, PA

2007-08: Played seven games with Phoenix, made Mellon Arena debut against hometown Penguins with 15:22 of ice time Dec. 3... Spent most of season with San Antonio (AHL), recording 24 goals, 28 assist, 52 points in 75 games. ... Led San Antonio in goals and was second to former Penguin Matt Murley in points ... Played all special teams, had six power-play goals and three short-handed goals.

CAREER: Pittsburgh area native has played 40 career NHL games with Phoenix, scoring nine goals, 17 points ... Played career-high 24 games with Coyotes in 2006-07, registering 14 points (8+6) ... Four of his eight goals came on the power play ... Turned pro after completing sophomore season at University of Nebraska-Omaha in 2005-06 ... Made NHL debut March 28, 2006 vs. Nashville ... Scored first NHL goal April 8, 2006 in 3-2 loss to Dallas.

COLLEGE: Played two seasons at University of Nebraska-Omaha, ranking sixth on school's all-time scoring list with 95 points (46+49) in 80 games ... Did not miss a game during college career ... As sophomore in 2005-06, named first-team all-conference in Central Collegiate Hockey Association (CCHA) ... Led CCHA in goals (27) and ranked fourth in points (50) ... Ranked fifth in NCAA Division I in goals ... As freshman at UNO in 2004-05, led Division I freshmen in scoring with 45 points (26+19) in 39 games and was CCHA Rookie of the Year ... Also named second team all-conference ... Was CCHA Rookie of the Week three times.

Career Statistics

REGULAR SEASON

PLAYOFFS

YEAR	TEAM	LEAGUE	GP	G	A	PTS	PIM	+/-	PP	SH	GW	S	GP	G	A	PTS	PIM
2002-03	Tri-City	USHL	60	29	21	50	20	--	--	--	--	--	3	0	3	3	4
2003-04	Tri-City	USHL	60	31	38	69	30	--	--	--	--	--	11	9	7	16	4
2004-05	Nebraska-Omaha	CCHA	39	19	26	45	12	--	--	--	--	--	--	--	--	--	--
2005-06	Phoenix	NHL	9	1	2	3	8	-2	1	0	0	15	--	--	--	--	--
	Nebraska-Omaha	CCHA	41	27	23	50	43	--	--	--	--	--	--	--	--	--	--
2006-07	Phoenix	NHL	24	8	6	14	2	-6	4	0	1	60	--	--	--	--	--
	San Antonio	AHL	47	13	20	33	20	-8	2	0	1	--	--	--	--	--	--
2007-08	Phoenix	NHL	7	0	0	0	0	-2	0	0	0	9	--	--	--	--	--
NHL TOTALS			40	9	8	17	10	-10	5	0	1	84	--	--	--	--	--

Tim Wallace

**Position:** C**Ht:** 6-3**DOB:** 2/5/81**Acquired:** Claimed off waivers by Penguins on Jan. 26, 2008.**Shoots:** Left**Wt:** 211**Birthplace:** Salmon Arm, BC

2007-08: Played 74 games for Wilkes-Barre/Scranton (AHL) in second season in Penguins organization ... Had 26 points (12+14) with 82 penalty minutes... Also played 22 playoff games, recording eight points (2+6).

CAREER: Split 2006-07 between Wheeling (ECHL) and Wilkes-Barre/Scranton ... Played four seasons for University of Notre Dame from 2002-06 ... Was school's all-time "iron man" after not missing a game in four years (153 games) ... Ranked third on all-time school list in games played ... Had career point total of 59 (25+34) ... Before Notre Dame, played two seasons for U.S. National Team Development Program from 2000-02 ... Won a gold medal with U.S. at 2000 Under-18 World Championships.

Career Statistics

REGULAR SEASON

PLAYOFFS

YEAR	TEAM	LEAGUE	GP	G	A	PTS	PIM	+/-	PP	SH	GW	S	GP	G	A	PTS	PIM
2002-03	Notre Dame	CCHA	40	6	5	11	28	--	--	--	--	--	--	--	--	--	--
2003-04	Notre Dame	CCHA	39	3	8	11	10	--	--	--	--	--	--	--	--	--	--
2004-05	Notre Dame	CCHA	38	5	9	14	20	--	--	--	--	--	--	--	--	--	--
2005-06	Notre Dame	CCHA	36	11	12	23	28	--	--	--	--	--	--	--	--	--	--
2006-07	Wilkes-Barre	AHL	32	5	9	14	39	2	0	0	2	37	11	1	1	2	2
	Wheeling	ECHL	19	6	11	17	23	0	4	0	0	40	--	--	--	--	--
2007-08	Wilkes-Barre	AHL	74	12	14	26	82	11	0	0	2	105	22	2	6	8	21

IN THE SYSTEM

Sergei Anshakov

Pos: LW **Ht:** 6-3 **Wt:** 180 **DOB:** 1/13/84 **POB:** Moscow, Russia

Acquired: From Los Angeles (with Martin Strbak) for Martin Straka, Nov. 30, 2003.



Career Statistics

REGULAR SEASON

PLAYOFFS

YEAR	TEAM	LEAGUE	GP	G	A	PTS	PIM	+/-	PP	SH	GW	S	GP	G	A	PTS	PIM
2001-02	CSKA-2	Rus-3	3	3	1	4	0	--	--	--	--	--	--	--	--	--	--
	CSKA	Russia	39	17	12	29	10	--	--	--	--	--	7	3	0	3	0
	Russia	WJC U-18	8	2	2	4	2	2	--	--	--	--	--	--	--	--	--
2002-03	CSKA	Russia	25	1	2	3	4	--	--	--	--	--	--	--	--	--	--
	Russia	WJC	6	1	1	2	0	1	--	--	--	--	--	--	--	--	--
2003-04	CSKA	Russia	33	3	2	5	12	--	--	--	--	--	--	--	--	--	--
	Russia	WJC	6	5	2	7	0	3	--	--	--	--	--	--	--	--	--
2004-05	CSKA	Russia	11	0	0	0	2	-4	--	--	--	--	--	--	--	--	--
	Salavat Yulayev	Russia	23	9	3	12	4	-6	--	--	--	--	--	--	--	--	--
2005-06	Salavat Yulayev	Russia	6	1	1	2	12	0	--	--	--	--	--	--	--	--	--
	Moscow Dynamo	Russia	1	0	0	0	0	-1	--	--	--	--	--	--	--	--	--
	Tver MVD THK	Rus-3	1	2	0	2	0	--	--	--	--	--	--	--	--	--	--
	Tver MVD	Russia	12	1	3	4	2	-3	--	--	--	--	2	0	1	1	0
2006-07	CSKA	Russia	29	2	3	5	4	12	--	--	--	--	--	--	--	--	--
	Sibir Novosibirsk	Russia	17	2	4	6	4	-2	1	1	1	--	3	1	0	1	2
2007-08	Amur Khabarovsk	Russia	22	4	2	6	4	-4	--	--	--	--	--	--	--	--	--

Robert Bortuzzo

Pos: D **Ht:** 6-3 **Wt:** 196 **DOB:** 3/18/89 **POB:** Thunder Bay, ON

Acquired: Drafted by Penguins in third round (78th overall) of 2007 Entry Draft.




Career Statistics

REGULAR SEASON

PLAYOFFS

YEAR	TEAM	LEAGUE	GP	G	A	PTS	PIM	+/-	PP	SH	GW	S	GP	G	A	PTS	PIM
2006-07	Kitchener	OHL	63	2	12	14	67	16	0	0	--	--	9	1	2	3	8
2007-08	Kitchener	OHL	52	3	15	18	61	23	1	0	--	--	18	0	8	8	14

Tim Crowder



Pos: RW **Ht:** 6-2 **Wt:** 180 **DOB:** 10/16/86 **POB:** Victoria, BC

Acquired: Drafted by Penguins in fifth round (126th overall) of 2007 Entry Draft.

Career Statistics

REGULAR SEASON

PLAYOFFS

YEAR	TEAM	LEAGUE	GP	G	A	PTS	PIM	+/-	PP	SH	GW	S	GP	G	A	PTS	PIM
2003-04	Powell	BCHL	57	21	34	55	44	--	--	--	--	--	7	3	3	6	8
2004-05	South Surrey	BCHL	56	23	27	50	30	--	--	--	--	--	--	--	--	--	--
2005-06	Michigan State	CCHA	44	17	13	30	29	--	--	--	--	--	--	--	--	--	--
2006-07	Michigan State	CCHA	41	14	11	25	18	0	4	0	0	--	--	--	--	--	--
2007-08	Michigan State	CCHA	42	15	23	38	36	0	5	0	3	--	--	--	--	--	--

Nick D'Agostino



Pos: D **Ht:** 6-1 **Wt:** 177 **DOB:** 6/24/90 **POB:** Mississauga, ON

Acquired: Drafted by Penguins in seventh round (210th overall) of 2008 Entry Draft.

Career Statistics

REGULAR SEASON

PLAYOFFS

YEAR	TEAM	LEAGUE	GP	G	A	PTS	PIM	+/-	PP	SH	GW	S	GP	G	A	PTS	PIM
2007-08	St. Michael's	OPJHL	46	5	18	23	22	--	--	--	--	--	12	0	3	3	3

Patrick Ehelechner



Pos: G **Ht:** 6-2 **Wt:** 176 **DOB:** 9/23/84 **POB:** Rosenheim, Germany

Acquired: From San Jose (with Nils Ekman) on July 20, 2006, for a 2007 second-round pick.

Career Statistics

REGULAR SEASON

PLAYOFFS

YEAR	TEAM	LEAGUE	GP	W	L	T	MIN	GA	SO	GAA	GP	W-L	MIN	GA	SO	GAA
2001-02	Landshut EV	GerObl	2	1	1	0	130	6	0	2.77	--	--	--	--	--	--
	Hannover	DEL	8	--	--	--	475	24	0	3.04	--	--	--	--	--	--
2002-03	Hannover	DEL	46	--	--	--	163	16	0	5.90	--	--	--	--	--	--
2003-04	Sudbury	OHL	56	22	26	6	3089	148	3	2.87	7	2-4	390	--	2	2.15
2004-05	Sudbury	OHL	51	23	21	4	2996	128	3	2.56	--	--	--	--	--	--
2005-06	Mannheim	DEL	1	0	1	0	59	5	0	5.02	--	--	--	--	--	--
	Duisburg	DEL	26	7	11	5	1243	75	2	3.62	--	--	--	--	--	--
2006-07	Duisburg	DEL	6	--	--	--	244	28	0	6.89	--	--	--	--	--	--
2007-08	Sinupret	DEL	15	10	2	0	820	34	0	2.71	--	--	--	--	--	--

Michael Gergen



Pos: RW **Ht:** 5-10 **Wt:** 185 **DOB:** 2/17/87 **POB:** Hastings, MN

Acquired: Drafted by Penguins in second round (61st overall) of 2005 Entry Draft.


Career Statistics

REGULAR SEASON

PLAYOFFS

YEAR	TEAM	LEAGUE	GP	G	A	PTS	PIM	+/-	PP	SH	GW	S	GP	G	A	PTS	PIM
2004-05	S-St. Mary's	USHS	66	56	50	106	104	--	--	--	--	--	--	--	--	--	--
2005-06	Minn.-Duluth	WCHA	39	14	8	22	63	--	--	--	--	--	--	--	--	--	--
2006-07	Minn.-Duluth	WCHA	39	5	6	11	34	--	4	0	0	--	--	--	--	--	--
2007-08	Minn.-Duluth	WCHA	33	6	7	13	49	--	2	0	1	--	--	--	--	--	--

Brian Gifford



Pos: C **Ht:** 6-2 **Wt:** 197 **DOB:** 11/12/85 **POB:** Moorhead, MN

Acquired: Drafted by Penguins in third round (169th overall) of 2003 Entry Draft.


Career Statistics

REGULAR SEASON

PLAYOFFS

YEAR	TEAM	LEAGUE	GP	G	A	PTS	PIM	+/-	PP	SH	GW	S	GP	G	A	PTS	PIM
2003-04	Moorhead	USHS	26	19	37	56	26	--	--	--	--	--	--	--	--	--	--
2004-05	Indiana	USHL	55	13	10	23	80	--	--	--	--	--	--	--	--	--	--
2005-06	Indiana	USHL	56	12	14	26	55	--	--	--	--	--	--	--	--	--	--
2006-07	Denver	WCHA	40	3	10	13	49	--	3	0	2	72	--	--	--	--	--
2007-08	Denver	WCHA	36	2	5	7	16	--	0	0	0	--	--	--	--	--	--

Alex Grant



Pos: D **Ht:** 6-2 **Wt:** 185 **DOB:** 1/20/89 **POB:** Antigonish, NS

Acquired: Drafted by Penguins in fourth round (118th overall) of 2007 Entry Draft.


Career Statistics

REGULAR SEASON

PLAYOFFS

YEAR	TEAM	LEAGUE	GP	G	A	PTS	PIM	+/-	PP	SH	GW	S	GP	G	A	PTS	PIM
2004-05	Antigonish	MJHL	50	7	9	16	36	--	--	--	--	--	--	--	--	--	--
2005-06	Saint John	QMJHL	47	4	9	13	58	-33	2	0	0	82	--	--	--	--	--
2006-07	Saint John	QMJHL	68	12	20	32	108	-32	8	1	2	131	--	--	--	--	--
2007-08	Saint John	QMJHL	70	15	33	48	96	17	9	1	2	238	14	3	11	14	12

Evgeni Isakov



Pos: C **Ht:** 6-2 **Wt:** 197 **DOB:** 11/12/85 **POB:** Moorhead, MN
Acquired: Drafted by Penguins in third round (169th overall) of 2003 Entry Draft.


Career Statistics

REGULAR SEASON

PLAYOFFS

YEAR	TEAM	LEAGUE	GP	G	A	PTS	PIM	+/-	PP	SH	GW	S	GP	G	A	PTS	PIM
2002-03	Cherepovets	Russia	33	0	3	3	12	--	--	--	--	--	1	0	0	0	0
2003-04	Cherepovets	Russia	37	3	1	4	18	--	--	--	--	--	--	--	--	--	--
2004-05	Gazovik	Russia	4	0	2	2	2	--	--	--	--	--	3	0	0	0	2
2005-06	Gazovik	Russia	46	9	12	21	90	--	--	--	--	--	3	0	0	0	6
2006-07	Gazovik	Russia	51	6	11	17	48	3	--	--	--	--	--	--	--	--	--
2007-08	Gazovik	Russia	43	10	11	21	119	-8	--	--	--	--	--	--	--	--	--

Chad Johnson



Pos: G **Ht:** 6-2 **Wt:** 175 **DOB:** 6/10/86 **POB:** Calgary, AB
Acquired: Drafted by Penguins in fifth round (125th overall) of 2006 Entry Draft.

Career Statistics

REGULAR SEASON

PLAYOFFS

YEAR	TEAM	LEAGUE	GP	W	L	T	MIN	GA	SO	GAA	GP	W-L	MIN	GA	SO	GAA
2005-06	Alaska Fairbanks	CCHA	11	4	4	3	653	29	0	2.66	--	--	--	--	--	--
2006-07	Alaska Fairbanks	CCHA	19	5	6	2	1003	52	1	3.44	--	--	--	--	--	--
2007-08	Alaska Fairbanks	CCHA	7	0	6	0	358	20	0	3.36	--	--	--	--	--	--

Patrick Killeen



Pos: G **Ht:** 6-4 **Wt:** 194 **DOB:** 4/15/90 **POB:** Almonte, ON
Acquired: Drafted by Penguins in sixth round (180th overall) of 2008 Entry Draft.

Career Statistics

REGULAR SEASON

PLAYOFFS

YEAR	TEAM	LEAGUE	GP	W	L	T	MIN	GA	SO	GAA	GP	W-L	MIN	GA	SO	GAA
2006-07	Brampton	OHL	8	1	3	0	304	29	0	5.73	--	--	--	--	--	--
2007-08	Brampton	OHL	34	20	9	2	1959	90	1	2.76	--	--	--	--	--	--

Nathan Moon



Pos: C **Ht:** 5-11 **Wt:** 179 **DOB:** 1/4/90 **POB:** Belleville, ON
Acquired: Drafted by Penguins in fourth round (120th overall) of 2008 Entry Draft.

Career Statistics

REGULAR SEASON

PLAYOFFS

YEAR	TEAM	LEAGUE	GP	G	A	PTS	PIM	+/-	PP	SH	GW	S	GP	G	A	PTS	PIM
2006-07	Kingston	OHL	56	13	27	49	39	2	3	0	--	--	5	2	0	2	0
2007-08	Kingston	OHL	68	35	42	77	79	-25	12	5	--	--	--	--	--	--	-


Jake Muzzin

Pos: D **Ht:** 6-2 **Wt:** 206 **DOB:** 2/21/89 **POB:** Woodstock, ON

Acquired: Drafted by Penguins in fifth round (141st overall) of 2007 Entry Draft.

Career Statistics

REGULAR SEASON													PLAYOFFS				
YEAR	TEAM	LEAGUE	GP	G	A	PTS	PIM	+/-	PP	SH	GW	S	GP	G	A	PTS	PIM
2006-07	Sault Ste. Marie	OHL	37	1	3	4	10	-5	1	0	--	--	13	0	4	4	6
2007-08	Sault Ste. Marie	OHL	67	6	12	18	53	16	4	0	--	--	10	1	3	4	4




Alexander Pechurski

Pos: G **Ht:** 6-0 **Wt:** 187 **DOB:** 6/4/90 **POB:** Magnitogorsk, Russia

Acquired: Drafted by Penguins in fifth round (150th overall) of 2008 Entry Draft.

Career Statistics

REGULAR SEASON													PLAYOFFS				
YEAR	TEAM	LEAGUE	GP	W	L	T	MIN	GA	SO	GAA	GP	W-L	MIN	GA	SO	GAA	
2006-07	Russia	U-18 WC	3	2	1	0	--	--	--	3.90	--	--	--	--	--	--	
2007-08	Russia	U-18 WC	5	4	1	0	--	--	--	3.06	--	--	--	--	--	--	




Chris Peluso

Pos: D **Ht:** 5-11 **Wt:** 180 **DOB:** 8/21/86 **POB:** Wadena, MN

Acquired: Drafted by Penguins in seventh round (194th overall) of 2004 Entry Draft.

Career Statistics

REGULAR SEASON													PLAYOFFS				
YEAR	TEAM	LEAGUE	GP	G	A	PTS	PIM	+/-	PP	SH	GW	S	GP	G	A	PTS	PIM
2003-04	Brainerd	USHSW	25	10	33	43	--	--	--	--	--	--	--	--	--	--	--
2004-05	Sioux Falls	USHL	53	1	7	8	54	--	--	--	--	--	--	--	--	--	--
2005-06	Sioux Falls	USHL	57	5	19	24	49	10	3	0	0	74	14	0	4	4	8
2006-07	Bemidji State	CHA	26	0	6	6	24	--	0	0	0	--	--	--	--	--	--
2007-08	Bemidji State	CHA	36	1	9	10	26	--	1	0	0	--	--	--	--	--	--




Casey Pierro-Zabotel

Pos: C **Ht:** 6-1 **Wt:** 205 **DOB:** 11/8/88 **POB:** Ashcroft, BC

Acquired: Drafted by Penguins in third round (80th overall) of 2007 Entry Draft.

Career Statistics

REGULAR SEASON													PLAYOFFS				
YEAR	TEAM	LEAGUE	GP	G	A	PTS	PIM	+/-	PP	SH	GW	S	GP	G	A	PTS	PIM
2004-05	Merritt	BCHL	58	6	6	12	19	--	1	0	--	--	5	0	0	0	0
2005-06	Merritt	BCHL	60	20	35	55	29	--	6	4	--	--	9	9	4	13	10
2006-07	Merritt	BCHL	55	51	65	116	42	--	23	1	--	--	7	8	3	11	13
2007-08	Vancouver	WHL	49	19	29	48	8	19	9	1	--	--	10	2	4	6	4



Johannes Salmonsson



Pos: LW **Ht:** 6-2 **Wt:** 183 **DOB:** 2/7/86 **POB:** Uppsala, Sweden

Acquired: Drafted by Penguins in second round (61st overall) of 2004 Entry Draft.

Career Statistics

REGULAR SEASON

PLAYOFFS

YEAR	TEAM	LEAGUE	GP	G	A	PTS	PIM	+/-	PP	SH	GW	S	GP	G	A	PTS	PIM
2003-04	Djurgarden	Sweden	25	0	3	3	4	4	--	--	--	--	--	--	--	--	--
	Sweden	WJC	6	0	1	1	4	3	--	--	--	--	--	--	--	--	--
2004-05	Sjurgarden	Sweden	30	2	2	4	6	9	0	0	0	0	9	0	0	0	0
	Sweden	WJC	6	5	3	8	0	2	--	--	--	--	--	--	--	--	--
2005-06	Spokane	WHL	54	12	15	27	30	--	--	--	--	--	--	--	--	--	--
	Sweden	WJC	5	2	2	4	4	2	--	--	--	--	--	--	--	--	--
2006-07	Brynas	Sweden	45	8	3	11	28	4	--	--	--	--	--	--	--	--	--
2007-08	Brynas	Sweden	9	0	1	1	2	--	--	--	--	--	--	--	--	--	--
	Rogle	Sweden	24	10	4	14	26	--	--	--	--	--	--	--	--	--	--

Timo Seppanen



Pos: D **Ht:** 6-1 **Wt:** 209 **DOB:** 6/22/87 **POB:** Helsinki, Finland

Acquired: Drafted by Penguins in seventh round (185th overall) of 2006 Entry Draft.

Career Statistics

REGULAR SEASON

PLAYOFFS

YEAR	TEAM	LEAGUE	GP	G	A	PTS	PIM	+/-	PP	SH	GW	S	GP	G	A	PTS	PIM
2005-06	IFK Jr.	FIN	30	7	11	18	65	--	--	--	--	--	5	0	1	1	0
2006-07	HIFK Helsinki	FIN	12	0	0	0	10	--	--	--	--	--	--	--	--	--	--
	HPK Hameenlinna	FIN	16	2	1	3	10	--	--	--	--	--	--	--	--	--	--
	Finland	WJC	6	0	3	3	10	2	0	0	0	11	--	--	--	--	--
2007-08	KalPa Kuopio	FIN	52	6	6	12	30	--	--	--	--	--	--	--	--	--	--

Michal Sersen



Pos: D **Ht:** 6-1 **Wt:** 200 **DOB:** 12/28/85 **POB:** Gelnica, Slovakia

Acquired: Drafted by Penguins in fifth round (130th overall) of 2004 Entry Draft.


Career Statistics

REGULAR SEASON

PLAYOFFS

YEAR	TEAM	LEAGUE	GP	G	A	PTS	PIM	+/-	PP	SH	GW	S	GP	G	A	PTS	PIM
2003-04	Rimouski	QMJHL	45	7	18	25	30	9	1	5	6	6	9	1	5	6	6
2004-05	Rimouski	QMJHL	67	9	33	42	74	13	0	8	8	18	13	0	8	8	18
2005-06	Quebec	QMJHL	63	22	57	79	76	56	15	1	5	286	23	3	18	21	36
2006-07	Bratislava	Slovakia	42	1	4	5	18	28	0	0	0	--	14	0	1	1	2
2007-08	Bratislava	Slovakia	54	9	9	18	58	22	4	0	2	--	18	1	2	3	6

Carl Sneep



Pos: D **Ht:** 6-4 **Wt:** 210 **DOB:** 11/5/87 **POB:** St. Louis Park, MN

Acquired: Drafted by Penguins in second round (32nd overall) of 2006 Entry Draft.

Career Statistics

REGULAR SEASON

PLAYOFFS

YEAR	TEAM	LEAGUE	GP	G	A	PTS	PIM	+/-	PP	SH	GW	S	GP	G	A	PTS	PIM
2005-06	Brainerd	USHS	26	14	23	37	34	--	--	--	--	--	--	--	--	--	--
	Lincoln	USHL	13	1	3	4	9	3	0	0	0	12	9	0	1	1	6
2006-07	Boston College	HE	38	1	9	10	8	--	0	1	0	--	--	--	--	--	--
2007-08	Boston College	HE	44	3	12	15	15	--	2	0	0	--	--	--	--	--	--

Brian Strait



Pos: D **Ht:** 6-0 **Wt:** 200 **DOB:** 1/4/88 **POB:** Boston, MA

Acquired: Drafted by Penguins in third round (65th overall) of 2006 Entry Draft.


Career Statistics

REGULAR SEASON

PLAYOFFS

YEAR	TEAM	LEAGUE	GP	G	A	PTS	PIM	+/-	PP	SH	GW	S	GP	G	A	PTS	PIM
2005-06	US U-18	USDP	47	2	11	13	68	--	--	--	--	--	--	--	--	--	--
2006-07	Boston Univ.	HE	26	3	3	6	47	--	1	0	0	--	--	--	--	--	--
2007-08	Boston Univ.	HE	37	0	10	10	20	--	0	0	0	--	--	--	--	--	--
	United States	WJC	6	0	0	0	6	1	0	0	0	6	--	--	--	--	--

Keven Veilleux



Pos: C **Ht:** 6-5 **Wt:** 202 **DOB:** 6/27/89 **POB:** Saint-Renee, QC

Acquired: Drafted by Penguins in second round (51st overall) of 2007 Entry Draft.

Career Statistics

REGULAR SEASON

PLAYOFFS

YEAR	TEAM	LEAGUE	GP	G	A	PTS	PIM	+/-	PP	SH	GW	S	GP	G	A	PTS	PIM
2005-06	Victoriaville	QMJHL	33	2	13	15	4	-8	2	0	1	32	5	0	1	1	2
2006-07	Victoriaville	QMJHL	70	25	35	55	53	-6	12	0	2	176	6	1	5	6	4
2007-08	Victoriaville	QMJHL	42	10	32	42	54	-14	1	2	0	138	--	--	--	--	--
	Rimouski	QMJHL	19	7	15	22	22	5	2	0	0	41	9	3	4	7	2

Joe Vitale



Pos: C **Ht:** 5-11 **Wt:** 205 **DOB:** 8/20/85 **POB:** St. Louis, MO

Acquired: Drafted by Penguins in seventh round (195th overall) of 2005 Entry Draft.

Career Statistics

REGULAR SEASON

PLAYOFFS

YEAR	TEAM	LEAGUE	GP	G	A	PTS	PIM	+/-	PP	SH	GW	S	GP	G	A	PTS	PIM
2004-05	Sioux Falls	USHL	53	11	20	31	62	--	--	--	--	--	--	--	--	--	--
2005-06	Northeastern	HE	31	8	8	16	71	--	2	1	1	--	--	--	--	--	--
2006-07	Northeastern	HE	35	7	9	16	54	--	1	2	3	74	--	--	--	--	--
2007-08	Northeastern	HE	37	12	23	35	75	--	2	0	1	--	--	--	--	--	--

WILKES-BARRE/SCRANTON



Wilkes-Barre/Scranton Penguins (AHL)
670 North River St., Suite 210
Wilkes-Barre, PA 18705

Phone: 570-208-PENS

Web site: www.wbspenguins.com

Chief Executive Officer/Governor:	Jeff Barrett	Director of Communications:	Brian Coe
General Manager:	Chuck Fletcher	Director of Corporate Sales:	Rob Belza
President/Alternate Governor:	Rich Hixon	Director of Box Office Operations:	Bill Dotzel
Head Coach:	Dan Bylsma	Ticket Sales Manager:	Nicole Krutz
Assistant Coach:	Todd Reirden	Director of Group Sales:	Chris Sipsky
Athletic Trainer:	Patrick Steidle, ATC	Director of Season Ticket Sales and Service:	Brian Mulhern
Equipment Manager:	Teddy Richards	Staff Accountant:	Angela Della Fortuna
Asst. Equipment Manager:	Josh Richards	Season Ticket Account Executives:	Brian Gilligan Joshua McCorkle
Strength/Conditioning Coach:	Chris Pierzak-Wegner	Group Sales Account Executive:	Jillian Heller
Vice President of Business Operations:	Katie Connors	Team Services/Video:	Jim Britt
Play-by-Play Broadcaster:	Scott Stuccio		
Manager of Game Night Entertainment:	Tom DeFeo		

2008-09 SCHEDULE

DATE	VISITOR	HOME	TIME
10/8	Hershey @	WBS	7:05 PM
10/11	Philadelphia @	WBS	7:05 PM
10/17	Bridgeport @	WBS	7:05 PM
10/19	WBS @	Hershey	5:00 PM
10/22	WBS @	Lowell	7:00 PM
10/24	WBS @	Manchester	7:30 PM
10/25	WBS @	Portland	7:00 PM
10/31	WBS @	San Antonio	7:00 PM
11/2	WBS @	Houston	4:05 PM
11/5	WBS @	Bridgeport	11:00 AM
11/7	Lowell @	WBS	7:05 PM
11/8	Hershey @	WBS	7:05 PM
11/14	WBS @	Binghamton	7:05 PM
11/15	Binghamton @	WBS	7:05 PM
11/16	Syracuse @	WBS	5:05 PM
11/19	Syracuse @	WBS	7:05 PM
11/21	WBS @	Grand Rapids	7:00 PM
11/22	WBS @	Toronto	4:00 PM
11/23	WBS @	Lake Erie	5:00 PM
11/26	Philadelphia @	WBS	7:05 PM
11/28	WBS @	Norfolk	7:15 PM
11/29	WBS @	Norfolk	7:15 PM
12/3	WBS @	Worcester	7:05 PM
12/6	Albany @	WBS	7:05 PM
12/7	Philadelphia @	WBS	5:05 PM
12/10	WBS @	Norfolk	7:15 PM
12/12	WBS @	Syracuse	7:30 PM
12/13	Portland @	WBS	7:05 PM
12/14	WBS @	Philadelphia	5:05 PM
12/19	Hershey @	WBS	7:05 PM
12/20	Albany @	WBS	7:05 PM
12/26	WBS @	Philadelphia	7:05 PM
12/27	Bridgeport @	WBS	7:05 PM
12/28	Binghamton @	WBS	5:05 PM
12/30	Philadelphia @	WBS	7:05 PM
1/2	WBS @	Albany	7:00 PM
1/3	Houston @	WBS	7:05 PM
1/7	Syracuse @	WBS	7:05 PM
1/9	WBS @	Binghamton	7:05 PM
1/10	Syracuse @	WBS	7:05 PM
1/16	WBS @	Binghamton	7:05 PM
1/17	WBS @	Albany	7:00 PM

DATE	VISITOR	HOME	TIME
1/18	WBS @	Bridgeport	1:00 PM
1/21	Manchester @	WBS	7:05 PM
1/23	WBS @	Hershey	7:00 PM
1/24	WBS @	Hartford	7:00 PM
1/30	Hershey @	WBS	7:05 PM
1/31	WBS @	Syracuse	7:30 PM
2/3	WBS @	Philadelphia	7:05 PM
2/6	San Antonio @	WBS	7:05 PM
2/8	Norfolk @	WBS	5:05 PM
2/11	Lake Erie @	WBS	7:05 PM
2/14	Hamilton @	WBS	7:05 PM
2/15	Worcester @	WBS	5:05 PM
2/20	WBS @	Syracuse	7:30 PM
2/21	WBS @	Hamilton	7:00 PM
2/22	WBS @	Albany	5:00 PM
2/25	Hartford @	WBS	7:05 PM
2/27	Albany @	WBS	7:05 PM
2/28	WBS @	Bridgeport	7:00 PM
3/1	Bridgeport @	WBS	5:05 PM
3/4	Binghamton @	WBS	7:05 PM
3/6	WBS @	Syracuse	7:30 PM
3/7	Binghamton @	WBS	7:05 PM
3/8	Norfolk @	WBS	5:05 PM
3/11	WBS @	Philadelphia	7:05 PM
3/13	WBS @	Albany	7:00 PM
3/14	WBS @	Hershey	7:00 PM
3/18	Philadelphia @	WBS	7:05 PM
3/20	WBS @	Philadelphia	7:05 PM
3/21	WBS @	Norfolk	7:15 PM
3/25	Grand Rapids @	WBS	7:05 PM
3/28	Toronto @	WBS	7:05 PM
3/29	WBS @	Hershey	5:00 PM
4/1	WBS @	Binghamton	7:05 PM
4/4	Hershey @	WBS	7:05 PM
4/8	Norfolk @	WBS	7:05 PM
4/10	Albany @	WBS	7:05 PM
4/11	Norfolk @	WBS	7:05 PM
4/12	WBS @	Hershey	6:00 PM

WHEELING



Wheeling Nailers (ECHL)
1315 Main Street
Wheeling, WV 26003

Phone: (304) 234-4625

Web site: www.wheelingnailers.com

President, Nailers Hockey LLC:	Robert Brooks
President, Nailers Hockey LLC:	James Brooks
Director of Hockey Operations/Head Coach:	Greg Puhalski
Director of Corporate Sales/Marketing:	Craig Bommer
Director of Ticketing:	Chris Perez
Director of Broadcasting and Communications:	Brendan Burke
Sales Manager:	Roger Coleman
Account Manager:	Danielle Stocklask
Accountant:	Linda Timberlake
Equipment Manager:	Bill Higgins
Athletic Trainer:	Jerry Duncan
Medical Director:	Shawn Posin, MD, FACEP
Team Physician:	Michael Kovalick, DO
Fitness Program Director:	George Frazier, MS

2008-09 SCHEDULE

DATE	VISITOR	HOME	TIME
10/17	Cincinnati	@ Wheeling	7:35 PM
10/18	Wheeling	@ Johnstown	7:05 PM
10/24	Cincinnati	@ Wheeling	7:35 PM
10/25	Trenton	@ Wheeling	7:35 PM
10/26	Trenton	@ Wheeling	1:35 PM
10/31	Dayton	@ Wheeling	7:35 PM
11/1	Johnstown	@ Wheeling	7:35 PM
11/4	Wheeling	@ Pensacola	8:05 PM
11/6	Wheeling	@ Pensacola	8:05 PM
11/7	Wheeling	@ Mississippi	8:05 PM
11/8	Wheeling	@ Mississippi	8:05 PM
11/12	Wheeling	@ Johnstown	7:05 PM
11/14	Dayton	@ Wheeling	7:35 PM
11/15	Wheeling	@ Elmira	7:35 PM
11/21	Wheeling	@ Cincinnati	7:30 PM
11/22	Wheeling	@ Cincinnati	7:30 PM
11/26	Johnstown	@ Wheeling	7:05 PM
11/28	Wheeling	@ Dayton	7:00 PM
11/29	Elmira	@ Wheeling	7:35 PM
12/5	Wheeling	@ Dayton	7:00 PM
12/6	Wheeling	@ Dayton	7:00 PM
12/12	Wheeling	@ Cincinnati	7:30 PM
12/13	Reading	@ Wheeling	7:35 PM
12/14	Reading	@ Wheeling	6:05 PM
12/19	Johnstown	@ Wheeling	7:35 PM
12/20	Wheeling	@ Johnstown	7:05 PM
12/21	Trenton	@ Wheeling	6:05 PM
12/26	Reading	@ Wheeling	7:35 PM
12/27	Cincinnati	@ Wheeling	7:35 PM
12/28	Wheeling	@ Dayton	5:00 PM
12/31	Cincinnati	@ Wheeling	7:05 PM
1/2	Elmira	@ Wheeling	7:35 PM
1/3	Elmira	@ Wheeling	7:35 PM
1/9	Pensacola	@ Wheeling	7:35 PM
1/11	Pensacola	@ Wheeling	4:05 PM
1/13	Wheeling	@ Cincinnati	7:30 PM
1/14	Wheeling	@ Cincinnati	7:30 PM
1/16	Wheeling	@ Reading	7:05 PM
1/17	Cincinnati	@ Wheeling	7:35 PM
1/23	Wheeling	@ Johnstown	7:05 PM
1/24	Wheeling	@ Reading	7:05 PM

DATE	VISITOR	HOME	TIME
1/25	Wheeling	@ Elmira	4:05 PM
1/30	Wheeling	@ Reading	7:05 PM
1/31	Mississippi	@ Wheeling	7:35 PM
2/1	Mississippi	@ Wheeling	4:05 PM
2/6	Dayton	@ Wheeling	7:35 PM
2/7	Elmira	@ Wheeling	8:05 PM
2/11	Wheeling	@ Trenton	7:00 PM
2/13	Wheeling	@ Dayton	7:00 PM
2/14	Wheeling	@ Dayton	7:30 PM
2/15	Wheeling	@ Johnstown	2:35 PM
2/20	Wheeling	@ Trenton	7:30 PM
2/21	Wheeling	@ Reading	7:05 PM
2/22	Wheeling	@ Trenton	6:00 PM
2/24	Wheeling	@ Trenton	7:00 PM
2/27	Elmira	@ Wheeling	7:35 PM
2/28	Elmira	@ Wheeling	7:35 PM
3/6	Johnstown	@ Wheeling	7:35 PM
3/7	Johnstown	@ Wheeling	7:35 PM
3/11	Wheeling	@ Reading	7:05 PM
3/14	Wheeling	@ Johnstown	7:05 PM
3/15	Johnstown	@ Wheeling	4:05 PM
3/17	Trenton	@ Wheeling	7:05 PM
3/20	Dayton	@ Wheeling	7:35 PM
3/21	Reading	@ Wheeling	7:35 PM
3/22	Reading	@ Wheeling	4:05 PM
3/27	Wheeling	@ Elmira	7:35 PM
3/28	Wheeling	@ Elmira	7:35 PM
3/29	Wheeling	@ Elmira	4:05 PM
4/1	Trenton	@ Wheeling	7:05 PM
4/3	Dayton	@ Wheeling	7:35 PM
4/4	Wheeling	@ Trenton	7:00 PM

2007-08 IN REVIEW



NHL STANDINGS

EASTERN CONFERENCE

ATLANTIC DIVISION

TEAM	CONF. RANK	GP	W	L	OT	GF	GA	PTS
y-PITTSBURGH	2	82	47	27	8	247	216	102
x-NEW JERSEY	4	82	46	29	7	206	197	99
x-NY RANGERS	5	82	42	27	13	213	199	97
x-PHILADELPHIA	6	82	42	29	11	248	233	95
NY ISLANDERS	13	82	35	38	9	194	243	79

NORTHEAST DIVISION

TEAM	CONF. RANK	GP	W	L	OT	GF	GA	PTS
y-MONTREAL	1	82	47	25	10	262	222	104
x-OTTAWA	7	82	43	31	8	261	247	94
x-BOSTON	8	82	41	29	12	212	222	94
BUFFALO	10	82	39	31	12	255	242	90
TORONTO	12	82	36	35	11	231	260	83

SOUTHEAST DIVISION

TEAM	CONF. RANK	GP	W	L	OT	GF	GA	PTS
y-WASHINGTON	3	82	43	31	8	242	231	94
CAROLINA	9	82	43	33	6	252	249	92
FLORIDA	11	82	38	35	9	216	226	85
ATLANTA	14	82	34	40	8	216	272	76
TAMPA BAY	15	82	31	42	9	223	267	71

WESTERN CONFERENCE

CENTRAL DIVISION

TEAM	CONF. RANK	GP	W	L	OT	GF	GA	PTS
z-DETROIT	1	82	54	21	7	257	184	115
x-NASHVILLE	8	82	41	32	9	230	229	91
CHICAGO	10	82	40	34	8	239	235	88
COLUMBUS	13	82	34	36	12	193	218	80
ST. LOUIS	14	82	33	36	13	205	237	79

NORTHWEST DIVISION

TEAM	CONF. RANK	GP	W	L	OT	GF	GA	PTS
y-MINNESOTA	3	82	44	28	10	223	218	98
x-COLORADO	6	82	44	31	7	231	219	95
x-CALGARY	7	82	42	30	10	229	227	94
EDMONTON	9	82	41	35	6	235	251	88
VANCOUVER	11	82	39	33	10	213	215	88

PACIFIC DIVISION

TEAM	CONF. RANK	GP	W	L	OT	GF	GA	PTS
y-SAN JOSE	2	82	49	23	10	222	193	108
x-ANAHEIM	4	82	47	27	8	205	191	102
x-DALLAS	5	82	45	30	7	242	207	97
PHOENIX	12	82	38	37	7	214	231	83
LOS ANGELES	15	82	32	43	7	231	266	71
ATLANTA	14	82	34	40	8	216	272	76
TAMPA BAY	15	82	31	42	9	223	267	71

x - clinched playoff spot y - clinched division z - clinched conference

SEASON RECORDS

SCORING LEADERS

RK	PLAYER	TEAM	GP	G	A	PTS	+/-	PIM	PP	SH	GW	S	S%
1	Alexander Ovechkin	WSH	82	65	47	112	28	40	22	0	11	446	14.6
2	EVGENI MALKIN	PIT	82	47	59	106	16	78	17	0	5	272	17.3
3	Jarome Iginla	CGY	82	50	48	98	27	83	15	0	9	338	14.8
4	Pavel Datsyuk	DET	82	31	66	97	41	20	10	1	6	264	11.7
5	Joe Thornton	SJ	82	29	67	96	18	59	11	0	5	178	16.3
6	Henrik Zetterberg	DET	75	43	49	92	30	34	16	1	7	358	12.0
	Vincent Lecavalier	TB	81	40	52	02	-17	89	10	1	7	318	12.6
	Jason Spezza	OTT	76	34	58	92	26	66	11	0	6	210	16.2
9	Daniel Alfredsson	OTT	70	40	49	89	15	34	9	8	5	217	18.4
10	Ilya Kovalchuk	ATL	82	35	49	84	18	79	17	0	5	230	15.2

GOALS				ASSISTS				PP GOALS			
1	Alexander Ovechkin	WSH	65	1	Joe Thornton	SJ	67	1	Alexander Ovechkin	WSH	22
2	Ilya Kovalchuk	ATL	52	2	Pavel Datsyuk	DET	66	2	Thomas Vaek	BUF	19
3	Jarome Iginla	CGY	50	3	Marc Savard	BOS	63	3	Olli Jokinen	FLA	18
4	EVGENI MALKIN	PIT	47	4	Henrik Sedin	VAN	61	4	EVGENI MALKIN	PIT	17
5	Henrik Zetterberg	DET	43	5	Nicklas Lidstrom	DET	60		Alex Kovalev	MTL	17
	Brad Boyes	STL	43	6	EVGENI MALKIN	PIT	59	6	Henrik Zetterberg	DET	16
7	Marian Gaborik	MIN	42	7	Jason Spezza	OTT	58		Ilya Kovalchuk	ATL	16
8	Dany Heatley	OTT	41	8	Martin St. Louis	TB	58	8	PETR SYKORA	PIT	15
9	Vincent Lecavalier	TB	40	9	Ryan Getzlaf	ANA	58		Mike Knuble	PHI	15
	Daniel Alfredsson	OTT	40	10	Mike Ribeiro	DAL	56		Jarome Iginla	CGY	15

GOALTENDING LEADERS

RK	PLAYER	TEAM	GP	MP	W-L-OT	GAA	SO	GA	SA	SV%
1	Evgeni Nabokov	SJ	77	4,561	46-21-8	2.14	6	163	1,802	.910
2	Martin Brodeur	NJ	77	4,636	44-27-6	2.17	4	168	1,921	.920
3	Mikka Kiprusoff	CGY	76	4,399	39-26-10	2.69	2	197	1,899	.906
4	Henrik Lundqvist	NYR	72	4,305	37-24-10	2.23	10	160	1,823	.912
5	Cam Ward	CAR	69	3,931	37-25-5	2.75	4	180	1,870	.904
6	Ryan Miller	BUF	76	4,475	36-27-10	2.64	3	197	2,104	.906
7	J.S. Giguere	ANA	58	3,311	35-17-6	2.12	4	117	1,508	.922
8	Roberto Luongo	VAN	73	4,233	35-29-9	2.38	6	168	2,029	.917
9	Niklas Backstrom	MIN	58	3,409	33-13-8	2.31	4	131	1,629	.920
10	Vesa Toskala	TOR	66	3,838	33-25-6	2.74	3	175	1,824	.904

WINS				SAVE %				SHUTOUTS			
1	Nabokov	SJ	46	1	Ellis	NSH	.924	1	Lundqvist	NYR	10
2	Brodeur	NJ	44	2	CONKLIN	PIT	.923	2	Leclaire	CBJ	9
3	Kiprusoff	CGY	39	3	Giguere	ANA	.922	3	Nabokov	SJ	6
4	Lundqvist	NYR	37	4	FLEURY	PIT	.921		Luongo	VAN	6
	Ward	CAR	37		Thomas	BOS	.921		Ellis	NSH	6
6	Miller	BUF	36	6	Huet	WSH	.920	6	Biron	PHI	5
7	Giguere	ANA	35		Price	MTL	.920		Hasek	DET	5
	Luongo	VAN	35		Brodeur	NJ	.920		Legace	STL	5
9	Backstrom	MIN	33		Backstrom	MIN	.920		*11 tied with 4		
	Toskala	TOR	33		Bryzgalov	PHX	.920				

GAME BY GAME

FIRST HALF

GM.#	DATE	OPP.	SCORE	W/L/OT	PENGUINS GOALIE(S)	WINNING GOAL	W-L-OT	PTS	GF-GA	PCT.	ATTN.
1.	Oct.5	@CAR	1-4	L	Fleury	Staal	0-1-0	0	1-4	.000	17,816
2.	Oct.6	ANA	5-4	W	Fleury	Malone	1-1-0	2	6-8	.500	*17,132
3.	Oct.10	MON	2-3	L	Fleury	Markov	1-2-0	2	8-11	.250	*17,132
4.	Oct.13	@TOR	6-4	W	Fleury	Crosby	2-2-0	4	14-15	.500	*19,479
5.	Oct.17	NJ	4-5	L	Fleury	Asham	2-3-0	4	18-20	.400	*16,990
6.	Oct.19	CAR	4-3	OT(SOW)	Sabourin	Crosby	3-3-0	6	22-23	.500	*17,132
7.	Oct.20	@WAS	2-1	W	Fleury	Whitney	4-3-0	8	24-24	.571	18,277
8.	Oct.23	NYR	1-0	W	Fleury	Malkin	5-3-0	10	25-24	.625	*17,012
9.	Oct.25	TOR	2-5	L	Fleury	Tlusty	5-4-0	10	27-29	.555	*17,051
10.	Oct.27	MON	3-4	OT(SOL)	Sabourin	Markov	5-4-1	11	30-33	.500	*17,085
11.	Oct.30	@MIN	4-2	W	Sabourin	Sykora	6-4-1	13	34-35	.545	*18,568
12.	Nov.1	@COL	2-3	L	Sabourin	Guite	6-5-1	13	36-38	.500	*18,007
13.	Nov.3	@NYI	2-3	L	Fleury	Satan	6-6-1	13	38-41	.461	16,234
14.	Nov.5	@NJ	5-0	W	Sabourin	Crosby	7-6-1	15	43-41	.500	14,032
15.	Nov.7	PHI	1-3	L	Sabourin	Carter	7-7-1	15	44-44	.466	*17,132
16.	Nov.8	@NYR	2-4	L	Fleury	Avery	7-8-1	15	46-48	.437	*18,200
17.	Nov.10	@PHI	2-5	L	Fleury	Lupul	7-9-1	15	48-53	.411	*19,859
18.	Nov.12	NJ	2-3	L	Sabourin	Elias	7-10-1	15	50-56	.388	*17,096
19.	Nov.15	NYI	3-2	W	Fleury	Laraque	8-10-1	17	53-58	.421	*16,927
20.	Nov.17	NYR	3-4	OT(L)	Fleury	Strudwick	8-10-2	18	56-62	.400	*17,125
21.	Nov.21	NJ	1-2	L	Fleury	Parise	8-11-2	19	57-64	.380	*17,132
22.	Nov.22	@OTT	6-5	OT(SOW)	Sabourin	Ruutu	9-11-2	21	63-69	.409	*20,061
23.	Nov.24	ATL	5-0	W	Fleury	Staal	10-11-2	23	68-69	.434	*17,132
24.	Nov.30	DAL	4-1	W	Fleury	Kennedy	11-11-2	25	72-70	.458	*17,132
25.	Dec.1	@TOR	2-4	L	Sabourin	Antropov	11-12-2	25	74-74	.444	*19,534
26.	Dec.3	PHO	3-1	W	Fleury	Letang	12-12-2	27	77-75	.461	*16,979
27.	Dec.5	@EDM	4-2	W	Fleury	Armstrong	13-12-2	29	81-77	.481	16,839
28.	Dec.6	@CAL	3-2	OT(SOW)	Sabourin	Letang	14-12-2	31	84-79	.500	*19,289
29.	Dec.8	@VAN	2-1	OT(SOW)	Sabourin	Letang	15-12-2	33	86-80	.517	*18,630
30.	Dec.11	@PHI	2-8	L	Sabourin	Umberger	15-13-2	33	88-88	.500	19,409
31.	Dec.13	OTT	1-4	L	Sabourin	Spezza	15-14-2	33	89-92	.483	*16,982
32.	Dec.15	@NYI	3-2	W	Sabourin	Kennedy	16-14-2	35	92-94	.500	15,269
33.	Dec.18	@NYR	0-4	L	Sabourin	Gomez	16-15-2	35	92-98	.484	*18,200
34.	Dec.20	@BOS	5-4	OT(SOW)	Conklin	Letang	17-15-2	37	97-102	.500	15,304
35.	Dec.21	NYI	2-4	L	Sabourin	Comeau	17-16-2	37	99-106	.485	*17,008
36.	Dec.23	BOS	4-2	W	Conklin	Laraque	18-16-2	39	103-108	.500	*17,060
37.	Dec.27	WAS	4-3	OT(W)	Conklin	Gonchar	19-16-2	41	107-111	.513	*17,132
38.	Dec.29	BUF	2-0	W	Conklin	Armstrong	20-16-2	43	109-111	.526	*17,132
39.	Jan.1	@BUF	2-1	OT(SOW)	Conklin	Crosby	21-16-2	45	111-112	.538	71,217
40.	Jan.3	TOR	6-2	W	Conklin	Kennedy	22-16-2	47	117-114	.550	*17,074
41.	Jan.5	FLA	3-0	W	Conklin	Kennedy	23-16-2	49	120-114	.560	*17,090

*Sellout

SECOND HALF

GM.#	DATE	OPP.	SCORE	W/L/OT	PENGUINS GOALIE(S)	WINNING GOAL	W-L-OT	PTS	GF-GA	PCT.	ATTN.
42.	Jan.8	@FLA	3-1	W	Conklin	Crosby	24-16-2	51	123-115	.571	17,086
43.	Jan.10	@TB	4-1	W	Conklin	Staal	25-16-2	53	127-116	.581	*20,426
44.	Jan.12	@ATL	2-3	OT(SOL)	Conklin	Reechi	25-16-3	54	129-119	.568	*18,545
45.	Jan.14	NYR	4-1	W	Conklin	Malkin	26-16-3	56	133-120	.577	*17,000
46.	Jan.18	TB	0-3	L	Conklin	Wanvig	26-17-3	56	133-123	.565	*17,132
47.	Jan.19	@MON	2-0	W	Sabourin	Taffe	27-17-3	57	135-123	.574	*21,273
48.	Jan.21	WAS	5-6	OT(SOL)	Conklin	Ovechkin	27-17-4	59	140-129	.562	*17,050
49.	Jan.24	@PHI	3-4	L	Conklin	Knuble	27-18-4	59	143-133	.551	*19,807
50.	Jan.29	@NJ	4-2	W	Conklin	Malone	28-18-4	61	147-135	.560	13,595
51.	Jan.30	@ATL	1-4	L	Conklin	Kovalchuk	28-19-4	61	148-139	.549	14,070
52.	Feb.2	CAR	4-1	W	Conklin	Malone	29-19-4	63	152-140	.557	*17,058
53.	Feb.4	@NJ	3-4	OT(L)	Conklin	Parise	29-19-5	64	155-144	.547	13,012
54.	Feb.7	NYI	4-3	W	Conklin	Letang	30-19-5	66	159-147	.555	*17,075
55.	Feb.9	LA	4-2	W	Sabourin	Malkin	31-19-5	68	163-149	.563	*17,034
56.	Feb.10	PHI	4-3	W	Conklin	Letang	32-19-5	70	167-152	.571	*17,132
57.	Feb.13	BOS	1-2	L	Conklin	Sobotka	32-20-5	70	168-154	.561	*16,982
58.	Feb.14	@CAR	2-4	L	Sabourin	Whitney	32-21-5	70	170-158	.551	14,922
59.	Feb.17	@BUF	4-1	W	Conklin	Sykora	33-21-5	72	174-159	.559	18,690
60.	Feb.19	FLA	3-2	W	Conklin	Malone	34-21-5	74	177-161	.566	*17,075
61.	Feb.21	@MON	5-4	W	Sabourin	Gonchar	35-21-5	76	182-165	.573	*21,273
62.	Feb.23	OTT	3-4	OT(L)	Conklin	Alfredsson	35-21-6	77	185-169	.564	*17,132
63.	Feb.24	SJ	1-2	OT(SOL)	Conklin	Roenick	35-21-7	78	186-171	.555	*17,132
64.	Feb.26	@NYI	4-2	W	Conklin	Staal	36-21-7	80	190-173	.562	11,258
65.	Feb.28	@BOS	1-5	L	Conklin	Sturm	36-22-7	80	191-178	.562	17,565
66.	Mar.1	@OTT	4-5	L	Conklin	Heatley	36-23-7	80	195-183	.553	20,153
67.	Mar.2	ATL	3-2	OT(SOW)	Fleury	Letang	37-23-7	81	198-185	.560	*17,132
68.	Mar.4	@TB	2-0	W	Fleury	Talbot	38-23-7	83	200-185	.567	19,206
69.	Mar.6	@FLA	2-5	L	Fleury	Weiss	38-24-7	83	202-190	.558	17,012
70.	Mar.9	@WAS	4-2	W	Fleury	Crosby	39-24-7	85	206-192	.562	18,277
71.	Mar.12	BUF	7-3	W	Conklin	Sykora	40-24-7	87	213-195	.563	*17,132
72.	Mar.16	PHI	7-1	W	Fleury	Sykora	41-24-7	89	220-196	.569	*17,132
73.	Mar.18	@NYR	2-5	L	Conklin	Sjostrom	41-25-7	89	222-201	.561	18,200
74.	Mar.20	TB	4-2	W	Fleury	Staal	42-25-7	91	226-203	.567	*17,044
75.	Mar.22	NJ	7-1	W	Fleury	Malone	43-25-7	93	233-204	.573	*17,132
76.	Mar.24	@NYI	1-4	L	Conklin	Guerin	43-26-7	93	234-208	.565	16,234
77.	Mar.25	@NJ	2-0	W	Fleury	Malone	44-26-7	95	236-208	.571	16,292
78.	Mar.27	NYI	3-1	W	Fleury	Ruutu	45-26-7	97	239-209	.576	*17,025
79.	Mar.30	NYR	3-1	W	Fleury	Malkin	46-26-7	99	242-210	.582	*17,020
80.	Mar.31	NYR	1-2	OT(L)	Fleury	Drury	46-26-8	100	243-212	.575	18,200
81.	Apr.2	PHI	4-2	W	Fleury	Malkin	47-26-8	102	247-214	.580	*17,132
82.	Apr.6	@PHI	0-2	L	Fleury	Upshall	47-27-8	102	247-216	.573	19,767

*Sellout

HOME GAMES

GM.#	DATE	OPP.	SCORE	W/L/OT	PENGUINS GOALIE(S)	WINNING GOAL	W-L-OT	PTS	GF-GA	PCT.	ATTN.
1.	Oct.6	ANA	5-4	W	Fleury	Malone	1-1-0	2	6-8	.500	*17,132
2.	Oct.10	MON	2-3	L	Fleury	Markov	1-2-0	2	8-11	.250	*17,132
3.	Oct.17	NJ	4-5	L	Fleury	Asham	2-3-0	4	18-20	.400	*16,990
4.	Oct.19	CAR	4-3	OT(SOW)	Sabourin	Crosby	3-3-0	6	22-23	.500	*17,132
5.	Oct.23	NYR	1-0	W	Fleury	Malkin	5-3-0	10	25-24	.625	*17,012
6.	Oct.25	TOR	2-5	L	Fleury	Tlusty	5-4-0	10	27-29	.555	*17,051
7.	Oct.27	MON	3-4	OT(SOL)	Sabourin	Markov	5-4-1	11	30-33	.500	*17,085
8.	Nov.7	PHI	1-3	L	Sabourin	Carter	7-7-1	15	44-44	.466	*17,132
9.	Nov.12	NJ	2-3	L	Sabourin	Elias	7-10-1	15	50-56	.388	*17,096
10.	Nov.15	NYI	3-2	W	Fleury	Laraque	8-10-1	17	53-58	.421	*16,927
11.	Nov.17	NYR	3-4	OT(L)	Fleury	Strudwick	8-10-2	18	56-62	.400	*17,125
12.	Nov.21	NJ	1-2	L	Fleury	Parise	8-11-2	19	57-64	.380	*17,132
13.	Nov.24	ATL	5-0	W	Fleury	Staal	10-11-2	23	68-69	.434	*17,132
14.	Nov.30	DAL	4-1	W	Fleury	Kennedy	11-11-2	25	72-70	.458	*17,132
15.	Dec.3	PHO	3-1	W	Fleury	Letang	12-12-2	27	77-75	.461	*16,979
16.	Dec.13	OTT	1-4	L	Sabourin	Spezza	15-14-2	33	89-92	.483	*16,982
17.	Dec.21	NYI	2-4	L	Sabourin	Comeau	17-16-2	37	99-106	.485	*17,008
18.	Dec.23	BOS	4-2	W	Conklin	Laraque	18-16-2	39	103-108	.500	*17,060
19.	Dec.27	WAS	4-3	OT(W)	Conklin	Gonchar	19-16-2	41	107-111	.513	*17,132
20.	Dec.29	BUF	2-0	W	Conklin	Armstrong	20-16-2	43	109-111	.526	*17,132
21.	Jan.3	TOR	6-2	W	Conklin	Kennedy	22-16-2	47	117-114	.550	*17,074
22.	Jan.5	FLA	3-0	W	Conklin	Kennedy	23-16-2	49	120-114	.560	*17,090
23.	Jan.14	NYR	4-1	W	Conklin	Malkin	26-16-3	56	133-120	.577	*17,000
24.	Jan.18	TB	0-3	L	Conklin	Wanvig	26-17-3	56	133-123	.565	*17,132
25.	Jan.21	WAS	5-6	OT(SOL)	Conklin	Ovechkin	27-17-4	59	140-129	.562	*17,050
26.	Feb.2	CAR	4-1	W	Conklin	Malone	29-19-4	63	152-140	.557	*17,058
27.	Feb.7	NYI	4-3	W	Conklin	Letang	30-19-5	66	159-147	.555	*17,075
28.	Feb.9	LA	4-2	W	Sabourin	Malkin	31-19-5	68	163-149	.563	*17,034
29.	Feb.10	PHI	4-3	W	Conklin	Letang	32-19-5	70	167-152	.571	*17,132
30.	Feb.13	BOS	1-2	L	Conklin	Sobotka	32-20-5	70	168-154	.561	*16,982
31.	Feb.19	FLA	3-2	W	Conklin	Malone	34-21-5	74	177-161	.566	*17,075
32.	Feb.23	OTT	3-4	OT(L)	Conklin	Alfredsson	35-21-6	77	185-169	.564	*17,132
33.	Feb.24	SJ	1-2	OT(SOL)	Conklin	Roenick	35-21-7	78	186-171	.555	*17,132
34.	Mar.2	ATL	3-2	OT(SOW)	Fleury	Letang	37-23-7	81	198-185	.560	*17,132
35.	Mar.12	BUF	7-3	W	Conklin	Sykora	40-24-7	87	213-195	.563	*17,132
36.	Mar.16	PHI	7-1	W	Fleury	Sykora	41-24-7	89	220-196	.569	*17,132
37.	Mar.20	TB	4-2	W	Fleury	Staal	42-25-7	91	226-203	.567	*17,044
38.	Mar.22	NJ	7-1	W	Fleury	Malone	43-25-7	93	233-204	.573	*17,132
39.	Mar.27	NYI	3-1	W	Fleury	Ruutu	45-26-7	97	239-209	.576	*17,025
40.	Mar.30	NYR	3-1	W	Fleury	Malkin	46-26-7	99	242-210	.582	*17,020
41.	Apr.2	PHI	4-2	W	Fleury	Malkin	47-26-8	102	247-214	.580	*17,132

*Sellout

Game by Game

ROAD GAMES

GM.#	DATE	OPP.	SCORE	W/L/OT	PENGUINS GOALIE(S)	WINNING GOAL	W-L-OT	PTS	GF-GA	PCT.	ATTN.
1.	Oct.5	@CAR	1-4	L	Fleury	Staal	0-1-0	0	1-4	.000	17,816
2.	Oct.13	@TOR	6-4	W	Fleury	Crosby	2-2-0	4	14-15	.500	*19,479
3.	Oct.20	@WAS	2-1	W	Fleury	Whitney	4-3-0	8	24-24	.571	18,277
4.	Oct.30	@MIN	4-2	W	Sabourin	Sykora	6-4-1	13	34-35	.545	*18,568
5.	Nov.1	@COL	2-3	L	Sabourin	Guite	6-5-1	13	36-38	.500	*18,007
6.	Nov.3	@NYI	2-3	L	Fleury	Satan	6-6-1	13	38-41	.461	16,234
7.	Nov.5	@NJ	5-0	W	Sabourin	Crosby	7-6-1	15	43-41	.500	14,032
8.	Nov.8	@NYR	2-4	L	Fleury	Avery	7-8-1	15	46-48	.437	*18,200
9.	Nov.10	@PHI	2-5	L	Fleury	Lupul	7-9-1	15	48-53	.411	*19,859
10.	Nov.22	@OTT	6-5	OT(SOW)	Sabourin	Ruutu	9-11-2	21	63-69	.409	*20,061
11.	Dec.1	@TOR	2-4	L	Sabourin	Antropov	11-12-2	25	74-74	.444	*19,534
12.	Dec.5	@EDM	4-2	W	Fleury	Armstrong	13-12-2	29	81-77	.481	16,839
13.	Dec.6	@CAL	3-2	OT(SOW)	Sabourin	Letang	14-12-2	31	84-79	.500	*19,289
14.	Dec.8	@VAN	2-1	OT(SOW)	Sabourin	Letang	15-12-2	33	86-80	.517	*18,630
15.	Dec.11	@PHI	2-8	L	Sabourin	Umberger	15-13-2	33	88-88	.500	19,409
16.	Dec.15	@NYI	3-2	W	Sabourin	Kennedy	16-14-2	35	92-94	.500	15,269
17.	Dec.18	@NYR	0-4	L	Sabourin	Gomez	16-15-2	35	92-98	.484	*18,200
18.	Dec.20	@BOS	5-4	OT(SOW)	Conklin	Letang	17-15-2	37	97-102	.500	15,304
19.	Jan.1	@BUF	2-1	OT(SOW)	Conklin	Crosby	21-16-2	45	111-112	.538	71,217
20.	Jan.8	@FLA	3-1	W	Conklin	Crosby	24-16-2	51	123-115	.571	17,086
21.	Jan.10	@TB	4-1	W	Conklin	Staal	25-16-2	53	127-116	.581	*20,426
22.	Jan.12	@ATL	2-3	OT(SOL)	Conklin	Reechi	25-16-3	54	129-119	.568	*18,545
23.	Jan.19	@MON	2-0	W	Sabourin	Taffe	27-17-3	57	135-123	.574	*21,273
24.	Jan.24	@PHI	3-4	L	Conklin	Knuble	27-18-4	59	143-133	.551	*19,807
25.	Jan.29	@NJ	4-2	W	Conklin	Malone	28-18-4	61	147-135	.560	13,595
26.	Jan.30	@ATL	1-4	L	Conklin	Kovalchuk	28-19-4	61	148-139	.549	14,070
27.	Feb.4	@NJ	3-4	OT(L)	Conklin	Parise	29-19-5	64	155-144	.547	13,012
28.	Feb.14	@CAR	2-4	L	Sabourin	Whitney	32-21-5	70	170-158	.551	14,922
29.	Feb.17	@BUF	4-1	W	Conklin	Sykora	33-21-5	72	174-159	.559	18,690
30.	Feb.21	@MON	5-4	W	Sabourin	Gonchar	35-21-5	76	182-165	.573	*21,273
31.	Feb.26	@NYI	4-2	W	Conklin	Staal	36-21-7	80	190-173	.562	11,258
32.	Feb.28	@BOS	1-5	L	Conklin	Sturm	36-22-7	80	191-178	.562	17,565
33.	Mar.1	@OTT	4-5	L	Conklin	Heatley	36-23-7	80	195-183	.553	20,153
34.	Mar.4	@TB	2-0	W	Fleury	Talbot	38-23-7	83	200-185	.567	19,206
35.	Mar.6	@FLA	2-5	L	Fleury	Weiss	38-24-7	83	202-190	.558	17,012
36.	Mar.9	@WAS	4-2	W	Fleury	Crosby	39-24-7	85	206-192	.562	18,277
37.	Mar.18	@NYR	2-5	L	Conklin	Sjostrom	41-25-7	89	222-201	.561	18,200
38.	Mar.24	@NYI	1-4	L	Conklin	Guerin	43-26-7	93	234-208	.565	16,234
39.	Mar.25	@NJ	2-0	W	Fleury	Malone	44-26-7	95	236-208	.571	16,292
40.	Mar.31	@NYR	1-2	OT(L)	Fleury	Drury	46-26-8	100	243-212	.575	*18,200
41.	Apr.6	@PHI	0-2	L	Fleury	Upshall	47-27-8	102	247-216	.573	19,767

*Sellout

STATISTICS

2007-08 SCORING

POS	NAME	GP	G	A	PTS	+/-	PIM	PP	SH	GW	S	PCT	TOI
C	Evgeni Malkin	82	47	59	106	16	78	17	0	5	272	17.3	21:19
C	Sidney Crosby	53	24	48	72	18	39	6	0	4	173	13.9	20:50
R	Marian Hossa	72	29	37	66	-14	36	8	2	4	264	11	21:21
D	Sergei Gonchar	78	12	53	65	13	66	8	0	2	173	6.9	25:54
R	Petr Sykora	81	28	35	63	1	41	15	0	4	201	13.9	16:50
L	Ryan Malone	77	27	24	51	14	103	11	2	6	159	17	19:04
D	Ryan Whitney	76	12	28	40	-2	45	7	1	1	119	10.1	22:26
C	Jordan Staal	82	12	16	28	-5	55	3	0	4	183	6.6	18:16
R	Pascal Dupuis	78	12	15	27	0	32	0	3	1	143	8.4	15:11
C	Maxime Talbot	63	12	14	26	8	53	0	2	1	80	15	15:27
D	Hal Gill	81	3	21	24	6	68	0	0	0	86	3.5	19:59
C	Tyler Kennedy*	55	10	9	19	2	35	1	0	4	104	9.6	12:13
D	Kris Letang*	63	6	11	17	-1	23	1	0	3	68	8.8	18:09
L	Jarkko Ruutu	71	6	10	16	3	138	0	1	1	55	10.9	10:12
L	Gary Roberts	38	3	12	15	-3	40	1	0	0	41	7.3	13:20
R	Georges Laraque	71	4	9	13	0	141	0	0	2	29	13.8	7:42
D	Darryl Sydor	74	1	12	13	1	26	1	0	0	59	1.7	17:33
L	Jeff Taffe	45	5	7	12	2	8	1	0	1	56	8.9	9:35
C	Kris Beech	25	6	5	11	3	4	2	0	0	36	16.7	11:30
D	Brooks Orpik	78	1	10	11	11	57	0	0	0	50	2	16:57
R	Adam Hall	46	2	4	6	-2	24	0	0	0	39	5.1	11:52
D	Rob Scuderi	71	0	5	5	3	26	0	0	0	28	0	18:44
D	Mark Eaton	36	0	3	3	6	4	0	0	0	28	0	19:40
L	Chris Minard*	15	1	1	2	-1	10	0	0	0	9	11.1	3:52
D	Alex Goligoski*	3	0	2	2	2	2	0	0	0	2	0	13:56
L	Connor James*	13	1	0	1	-2	2	1	0	0	9	11.1	7:25
C	Ryan Stone*	6	0	1	1	-1	5	0	0	0	3	0	6:25
C	Nathan Smith*	13	0	0	0	0	2	0	0	0	3	0	7:40
C	Tim Brent*	1	0	0	0	-1	0	0	0	0	0	0	4:34
R	Jonathan Filewich*	5	0	0	0	-2	0	0	0	0	3	0	8:41
D	Alain Nasreddine	6	0	0	0	-4	4	0	0	0	3	0	12:53

* Rookie

GOALTENDER	GP	W-L-OT	SA	GA	GAA	SV	SV%	SO	EN	TOI
MARC-ANDRE FLEURY	35	19-10-2	909	72	2.33	837	0.921	4	2	1,857:26
TY CONKLIN	33	18-8-5	1013	78	2.51	935	0.923	2	1	1,865:33
DANY SABOURIN	24	10-9-1	596	57	2.75	539	0.904	2	2	1,241:31

FAST FACTS

RECORD IN 10-GAME SEGMENTS

GAMES	RECORD	PTS	GF	GA
1-10	5-4-1	11	29	32
11-20	3-6-1	7	26	29
21-30	7-3-0	14	29	26
31-40	7-3-0	14	27	26
41-50	6-2-2	14	30	19
51-60	6-3-1	13	30	26
61-70	5-3-2	12	28	30
71-80	7-2-1	15	37	20
81-82	1-1-0	2	4	4
TOTALS	47-27-8	102	240	212

RECORD VS. DIVISIONS/ CONFERENCE

	W	L	OT	PTS	PCT
ATLANTIC	15	14	3	33	.470
NORTHEAST	11	7	2	24	.550
SOUTHEAST	13	5	2	28	.650
vs. CONF.	39	26	7	85	.540
CENTRAL	0	0	0	0	.000
PACIFIC	4	0	1	9	.800
NORTHWEST	4	1	0	8	.800
vs. CONF	8	1	1	17	.800

SITUATIONAL RECORDS

Record In Back To Back Games	14-11-3
First Game	7-6-1
Second Game	7-5-2
Record In Overtime	8-4-4
Record In Shootout	7-4
Record When Scoring First	29-6-5
Record When Opponent Scored First	18-21-3
Record When Leading After First Period	21-3-2
Record When Trailing After First Period	10-14-1
Record When Tied After First Period	16-10-5
Record When Leading After Two Periods	36-1-3
Record When Trailing After Two Periods	6-20-3
Record When Tied After Two Periods	5-6-2
Record In One-Goal Games	17-9-8
Record In Two-Goal Games	18-6
Record In Three-Or-More-Goal Games	12-12
Record Scoring Five Or More Goals	10-0-1
Record Scoring Four Goals	17-2-0
Record Scoring Three Goals	8-1-5
Record Scoring Two Or Fewer Goals	12-24-2
Record Allowing Two Or Fewer Goals	40-3-2
Record Allowing Three Goals	4-6-1
Record Allowing Four Goals	3-10-3
Record Allowing Five Or More Goals	0-8-2
First-Half Record	23-16-2
Second-Half Record	24-11-6
Home Record	26-10-5
First Half	10-8-2
Second Half	16-2-3
Road Record	21-17-3
First Half	12-8-0
Second Half	9-9-3

LEAGUE RANKINGS

	NO.	RANK
Goal Scoring	240	7th
Goals Allowed	212	10th
Power-play Proficiency	20.4	4th
Power-play Goals Scored	77	5th
Power-play Goals Allowed	68	21st
Penalty-killing Efficiency	81.0	23rd
Short-handed Goals Scored	6	21st
Short-handed Goals Against	10	21st
Points	102	4th
Wins	47	4th
Losses	27	5th
Home Wins	26	4th
Road Wins	21	8th
Penalty Minutes	1179	9th

RECORD BY MONTHS

OCTOBER	6-4-1
NOVEMBER	5-7-1
DECEMBER	9-5-0
JANUARY	8-3-2
FEBRUARY	8-3-3
MARCH	10-4-1
APRIL	1-1-0

TRANSACTIONS

- October 11:** Alain Nasreddine sent to Wilkes-Barre/Scranton (AHL) for conditioning assignment
- October 15:** Alain Nasreddine recalled from Wilkes-Barre/Scranton (AHL)
- October 20:** Georges Laraque placed on injured reserve
- October 27:** Tyler Kennedy recalled from Wilkes-Barre/Scranton (AHL)
- November 13:** Kris Letang recalled from Wilkes-Barre/Scranton (AHL)
- November 13:** Tyler Kennedy and Alain Nasreddine re-assigned to Wilkes-Barre/Scranton (AHL)
- November 15:** Tyler Kennedy recalled from Wilkes-Barre/Scranton (AHL)
- December 4:** Mark Recchi placed on waivers
- December 12:** Maxime Talbot (retro 12/8) and Marc-Andre Fleury (retro 12/6) placed on injured reserve
- December 15:** Connor James recalled from Wilkes-Barre/Scranton (AHL)
- December 19:** Jeff Taffe recalled from Wilkes-Barre/Scranton (AHL) and Connor James re-assigned to Wilkes-Barre/Scranton
- December 28:** Mark Eaton (retro 12/23) placed on injured reserve
- January 5:** Gary Roberts (retro 12/29) placed on injured reserve
- January 7:** Ryan Lannon and Ryan Stone recalled from Wilkes-Barre/Scranton (AHL)
- January 20:** Ryan Lannon re-assigned to Wilkes-Barre/Scranton (AHL)
- January 20:** Chris Minard, Tim Brent, and Jonathan Filewich recalled from Wilkes-Barre/Scranton (AHL)
- January 21:** Sidney Crosby (retro 1/18) and Adam Hall (retro 1/19) placed on injured reserve
- January 24:** Chris Minard, Tim Brent, and Ryan Stone re-assigned to Wilkes-Barre/Scranton (AHL)
- January 26:** Kris Beech claimed off waivers
- January 28:** Alain Nasreddine and Nathan Smith recalled from Wilkes-Barre/Scranton (AHL)
- January 28:** Tyler Kennedy (retro 1/19) placed on injured reserve
- February 3:** Alain Nasreddine and Jonathan Filewich re-assigned to Wilkes-Barre/Scranton (AHL)
- February 4:** Ryan Stone recalled from Wilkes-Barre/Scranton (AHL)
- February 5:** Alex Goligoski recalled from Wilkes-Barre/Scranton (AHL)
- February 8:** Tyler Kennedy re-assigned to Wilkes-Barre/Scranton (AHL)
- February 10:** Ryan Stone re-assigned to Wilkes-Barre/Scranton (AHL)
- February 10:** Marc-Andre Fleury sent to Wilkes-Barre/Scranton (AHL) for conditioning assignment
- February 14:** Tyler Kennedy recalled from Wilkes-Barre/Scranton (AHL)
- February 15:** Alex Goligoski re-assigned to Wilkes-Barre/Scranton (AHL)
- February 15:** Chris Minard and Connor James recalled from Wilkes-Barre/Scranton (AHL)
- February 15:** Kris Beech placed on injured reserve
- February 24:** Connor James re-assigned to Wilkes-Barre/Scranton (AHL)
- February 24:** Marc-Andre Fleury recalled from Wilkes-Barre/Scranton (AHL)
- February 25:** Nathan Smith re-assigned to Wilkes-Barre/Scranton (AHL)
- February 26:** Hall Gill acquired from Toronto Maple Leafs for second-round draft choice in 2008 and fifth-round draft choice in 2009
- February 26:** Marian Hossa and Pascal Dupuis acquired from Atlanta in exchange for Colby Armstrong, Erik Christensen, Angelo Esposito and first-round draft choice in 2008
- February 26:** Connor James and Nathan Smith emergency recalled from Wilkes-Barre/Scranton (AHL)
- February 27:** Connor James and Nathan Smith returned to Wilkes-Barre/Scranton (AHL)
- February 29:** Connor James and Alex Goligoski emergency recalled from Wilkes-Barre/Scranton (AHL)
- March 4:** Connor James and Alex Goligoski reassigned to Wilkes-Barre/Scranton (AHL)
- March 11:** Connor James and Ryan Stone emergency recalled from Wilkes-Barre/Scranton (AHL)
- March 16:** Ryan Stone re-assigned to Wilkes-Barre/Scranton (AHL)
- March 22:** Connor James re-assigned to Wilkes-Barre/Scranton (AHL)
- March 25:** Connor James emergency recalled from Wilkes-Barre/Scranton (AHL)
- March 26:** Connor James re-assigned to Wilkes-Barre/Scranton (AHL)
- March 28:** Chris Minard re-assigned to Wilkes-Barre/Scranton (AHL)

HIGHLIGHTS

- Oct. 5** – The Penguins opened the season with a 4-1 loss at Carolina.
- Oct. 6** – The Penguins earned their first win with a 5-4 home triumph over Anaheim.
- Oct. 20** – Ryan Whitney's game-winning goal in a 2-1 victory over Washington was his 100th NHL point.
- Oct. 27** – Tyler Kennedy made his NHL debut.
- Oct. 30** – Evgeni Malkin reached 100 points for his NHL career.
- Nov. 3** – Tyler Kennedy scored his first-career NHL goal.
- Nov. 5** – Sidney Crosby's power-play tally gave the Penguins a power-play goal in 14-straight games to start the season. The 1988-89 Penguins recorded a power-play goal in each of their first 14 games. The team's overall record is 17 games (from Jan. 22-Feb. 27, 1986). The NHL record is 21 games to start the season, set by the 1982-83 Edmonton Oilers and matched by the 1989-90 New York Rangers.
- Nov. 5** – Dany Sabourin notched the first shutout of his NHL career as he blanked the Devils, 5-0.
- Nov. 10** – Marc-Andre Fleury appeared in his 150th career NHL game.
- Nov. 15** – With an assist on Georges Laraque's game-winning goal, Sidney Crosby tallied his 250th NHL point in only his 179th game. He had 85 goals and 165 assists. In addition, the assist extended Crosby's career-best points streak to 18 games (10+18).
- Nov. 15** – Evgeni Malkin's two assists pushed his career-best points streak to 12 games (5+14). It gave Malkin (5+14) and Crosby (8+11) points in their last 12 games to surpass the longest such concurrent streak ever put together by Mario Lemieux and Jaromir Jagr. From Nov. 18 to Dec. 9, 1995, Lemieux had 26 points (10+16) and Jagr added 25 (9+16) in 11 games.
- Nov. 15** – Georges Laraque's game-winning goal was his first tally in a Penguins uniform and his first in 40 games.
- Nov. 15** – Jordan Staal played in his 100th NHL game.
- Nov. 17** – Sidney Crosby and Evgeni Malkin had simultaneous 13-game point streaks, which tied the Penguins record for the longest such concurrent streak which was set by Mario Lemieux and Paul Coffey from Jan. 12-Feb. 10, 1990. There have been 10 such streaks in Penguins history which were 11-or-more games. Mario Lemieux has been in seven of those combinations. The NHL record is 28 games set by Wayne Gretzky and Paul Coffey while playing for the Edmonton Oilers during the 1985-86 season.
- Nov. 22** – Evgeni Malkin played his 100th NHL game.
- Nov. 24** – Evgeni Malkin's scoring streak ended at 15 games after he failed to record a point against the Thrashers. It is the longest streak in NHL history by a Russian-born player, surpassing the 14-game streak put together by Boston's Dmitri Kvartalnov in October and November of 1992.
- Nov. 24** – Marc-Andre Fleury made 28 saves for his second shutout of the season and ninth of his career. His last eight shutouts have come on home ice.
- Dec. 3** – Michel Therrien earned his 150th win as an NHL head coach.
- Dec. 5** – Sergei Gonchar played in his 850th career NHL game.
- Dec. 5** – Michel Therrien appeared in his 350th game as an NHL head coach.
- Dec. 6** – Sidney Crosby had a career-high 11-game road scoring streak (7+12) snapped in the win over the Flames
- Dec. 6** – Kris Letang scored on his first NHL shootout attempt to win the game in Calgary after Ryan Malone scored his 10th career short-handed goal in the third period.
- Dec. 6** – Ryan Malone played the 250th game of his NHL career.
- Dec. 6** – Marc-Andre Fleury went down with an ankle injury.
- Dec. 8** – Kris Letang scored on his second-straight NHL shootout attempt to give the Penguins a road sweep of Western Canada foes Edmonton, Calgary and Vancouver for the first time in franchise history.
- Dec. 11** – Ty Conklin made his debut in a Penguins uniform.
- Dec. 11** – Sidney Crosby was named the winner of this year's Lou Marsh Award as Canada's athlete of the year by a panel comprised of sports editors, broadcasters and sports personalities. Crosby, only 20, is the first hockey player since the Penguins' Mario Lemieux in 1993 to win the Lou Marsh Award.
- Dec. 20** – Jeff Taffe made his Penguins debut.
- Dec. 20** – Mario Lemieux, a Hockey Hall of Famer, was selected to join the International Ice Hockey Federation Hall of Fame in the player's category.
- Dec. 23** – Sidney Crosby is named TSN's Canadian Athlete of the Year.
- Dec. 23** – Penguins fans established a franchise record with the 31st-straight regular-season sellout at Mellon Arena. The Penguins previously recorded 30-straight regular-season sellouts between 1988 and 1989 – the final 28 games of the 1988-89 season and the first two of 1989-90. For this streak, the Penguins sold out the final 13 games of the 2006-07 regular season and all 18 games so far in 2007-08.
- Dec. 23** – Mark Eaton suffered a season-ending ACL injury.
- Dec. 27** – Jeff Taffe scored his first goal with the Penguins.
- Dec. 29** – Gary Roberts suffered a broken fibula and ankle sprain in a game against the Sabres.
- Jan. 1** – Sidney Crosby's shootout goal gave the Penguins a 2-1 win over Buffalo at the NHL Winter Classic in Orchard Park, NY. It was the NHL's first regular season outdoor game in the United States and drew and NHL-record 71,217 fans to Ralph Wilson Stadium.
- Jan. 3** – Evgeni Malkin recorded his first NHL hat-trick as he tallied three goals against the New York Rangers. The Penguins scored three goals in 48 seconds early in the third period, including Malkin's second tally of the night.
- Jan. 8** – Sidney Crosby finished first in NHL all-star balloting for the second year in a row. He received 507,274 votes, to beat Detroit's Nicklas Lidstrom, who received 477,787 votes.

Highlights

- Jan. 8** – Ty Conklin’s shutout streak came to an end at 122:57. However, he improved to 8-0 as a Penguins starter in a 3-1 win at Florida.
- Jan. 14** – Georges Laraque appeared in his 600th NHL game.
- Jan. 14** – Evgeni Malkin recorded his second NHL hat-trick. That gave him 12 goals in 12 games at that point, as well as a six-game scoring streak (8+3).
- Jan. 14** – With a 4-1 win over the Rangers, Ty Conklin improved to 10-0-1 as a starter by stopping 43 New York shots.
- Jan. 21** – After further evaluation, it is revealed Sidney Crosby would be sidelined for 6-8 weeks with a high ankle sprain.
- Jan. 21** – Chris Minard and Jonathan Filewich made their NHL debuts.
- Jan. 22** – Evgeni Malkin added to NHL All-Star Game Eastern Conference roster to replace the injured Sidney Crosby.
- Jan. 25** – Evgeni Malkin scored his 16th goal in his last 16 games in a loss at Philadelphia.
- Jan. 26** – The Penguins claimed Kris Beech off waivers.
- Feb. 4** – Petr Sykora tallied his 600th NHL point in a game at New Jersey.
- Feb. 13** – Alex Goligoski made his NHL debut.
- Feb. 20** – Evgeni Malkin’s two assists put him in the NHL scoring lead with 79 points, one point ahead of Alexander Ovechkin, who had 78. Malkin saw his five-game goal streak snapped, but extended his points streak to nine games (6+14). He totaled 38 points (19+19) in his past 20 games.
- Feb. 26** – The Penguins acquired Marian Hossa and Pascal Dupuis from Atlanta for Colby Armstrong, Erik Christensen, Angelo Esposito and a first-round choice in the 2008 NHL Entry Draft.
- Feb. 26** – The Penguins acquired Hal Gill from Toronto for a 2008 second-round draft choice and a 2009 fifth-round choice.
- Feb. 26** – Chris Minard registered his first NHL point, an assist. It was his fourth NHL game.
- Feb. 28** – Pascal Dupuis scored in his first game in a Penguins uniform. He has the unique distinction of tallying goals in his first game with all four teams for which he has played – the Wild, Rangers, Thrashers and Penguins.
- Feb. 28** – The Penguins’ streak of consecutive games with a power-play goal ended at 13.
- Feb. 28** – Marc-Andre Fleury returned to the Penguins lineup. He had been out since injuring his ankle on Dec. 6.
- March 1** – Alex Goligoski registered his first NHL point, an assist. It was just his second NHL game. He followed up with an assist on March 2 vs. Atlanta.
- March 3** – Evgeni Malkin is named the NHL’s First Star for February. Malkin led all NHL scorers in February with 26 points (9+17) in 14 games as the Penguins posted an 8-3-3 record. Malkin recorded points in 11 of 14 games, including nine multiple-point performances. He recorded goals in eight contests and notched a 10-game point streak from Feb. 2-21, tallying 24 points (8+16) in that span.
- March 4** – Sidney Crosby returned to the Penguins’ lineup after a 21-game absence with a high ankle sprain. In the 21 games without Crosby in the lineup, Evgeni Malkin racked up 36 points (14+22). The Penguins went 11-6-4 in the 21 games without Crosby.
- March 9** – The Penguins’ 4-2 win vs. the Capitals was the 100th coaching victory with Pittsburgh for Michel Therrien.
- March 12** – Chris Minard scored his first NHL goal in a win over Buffalo.
- March 12** – The Penguins reached the 40-win plateau for the second-straight season and ninth time in their history.
- March 12** – Penguins fans made history as the contest marked the 35th sellout of the season to snap the old mark of 34, which was set in 1988-89 and tied in 1989-90.
- March 14** – Sidney Crosby announced he was sitting out a week to rest his sore right ankle. He had four points (2+2) in his three-game return to the ice before his decision to rest.
- March 16** – When Tyler Kennedy scored his 10th goal of the season, it gave the Penguins 11 players who have scored 10-or-more goals this season.
- March 22** – Evgeni Malkin became the 12th player in Penguins history to record 100 points in a season with two goals and an assist against New Jersey. He joins Pierre Larouche, Jean Pronovost, Mario Lemieux, Paul Coffey, Rob Brown, Mark Recchi, Kevin Stevens, Rick Tocchet, Ron Francis, Jaromir Jagr and Sidney Crosby as the only Penguins in the 100-point club.
- March 25** – The Penguins won their 21st road game of the season with a 2-0 win at New Jersey. That is tied for the second-most road victories in a season in Penguins history: 1992-93 (24), 2006-07 (21).
- March 30** – Evgeni Malkin tallied his 46th goal of the season, which was also his 30th on home ice. Only five other Penguins have reached 30 goals at home in a season: Mario Lemieux (four times), Kevin Stevens, Jaromir Jagr, Mike Bullard and Rick Kehoe.
- March 31** – The Penguins reached the 100-point mark in standings for the fifth time in club history. They have recorded 100 points in consecutive seasons for the second time in team history (1992-93, 1993-94).
- April 2** – With a 4-2 home win over the Flyers, the Penguins clinched their first division title since the 1997-98 season and sixth division title in club history. It was their first-ever Atlantic Division title.
- April 9** – The Penguins opened the playoffs with a 4-0 home shutout win over Ottawa. Marc-Andre Fleury’s shutout was the Penguins’ first in the postseason since Johan Hedberg blanked the Buffalo Sabres, 3-0, on April 26, 2001.
- April 11** – The Penguins established a new franchise record for most shots taken in a regulation playoff game with 54 against the Senators in a 5-3 win in Game 2 of the Eastern Conference Quarterfinal.
- April 13** – Sidney Crosby set a Penguins playoff record for the fastest goal scored to start a period when he found the back of the net 12 seconds into the third period in the Penguins’ 4-1 win in Ottawa in Game 3 of the Eastern Conference Quarterfinal. The Penguins set franchise records for fewest goals allowed (5) in a four-game playoff series. That broke the previous record of six in 1970 against Oakland.

Highlights

April 25 – The Penguins overcame a 3-0 deficit to beat the Rangers, 5-4, in Game 1 of the Eastern Conference Semifinal. The last time the Penguins overcame a three-goal deficit to win in the playoffs was the first game of the 1992 Stanley Cup final, when they roared back to sweep Chicago and win their second straight Stanley Cup. The score in that game was also 5-4.

April 27 – The Penguins shut out the Rangers, 2-0, in Game 2 of the Eastern Conference Semifinal. It was the second time in team history the Penguins opened a playoff year by winning their first four home games. That happened in 1970 when they won Games 1 and 2 vs. Oakland and Games 3 and 4 vs. St. Louis.

April 29 – The Penguins pushed their playoff winning streak to seven games with a 5-3 win in New York. The seven-straight wins are the most in franchise history to start a playoffs.

April 29 –According to Elias Sports Bureau, the Penguins tied a franchise record by scoring a power-play goal in seven consecutive playoff games. The first time they did it was from Apr. 5-21 in 1989. The NHL record for one playoff year is 16 consecutive games, set by Edmonton in 1988.

May 4 – The Penguins eliminated the Rangers with a 3-2 home victory in Game 5 of the of the Eastern Conference Semifinal.

May 9 – The Penguins posted a 4-2 win over Philadelphia in Game 1 of the Eastern Conference Final.

May 11 – The Penguins beat the Flyers, 4-2, in Game 2 of the Eastern Conference Final, to extend their home winning streak to a franchise-record 15 games. It is the Penguins' longest home winning streak, combining both regular season and playoff games.

May 13 – The Penguins earned their first win of the season in Philadelphia with a 4-1 victory in Game 3 of the Eastern Conference Final. It raised the Penguins' postseason record to 11-1. They are the first team since the 1983 Edmonton Oilers and the fourth overall to win 11 of their first 12 in the playoffs. The two other teams to accomplish the feat were the 1968 and 1976 Montreal Canadiens.

May 18 – The Penguins extended their sellout streak to 64-straight with Game 5 of the Eastern Conference Final against the Flyers. With a 6-0 shutout, the Penguins won their first-ever playoff series against Philadelphia and advanced to the Stanley Cup Final for only the third time in team history.

May 18 –The Penguins improved their playoff record to 12-2. They are the 11th club since 1980 to enter the Stanley Cup Final with two losses or fewer.

May 24 – The Penguins opened the Stanley Cup Final in Detroit with a 4-0 loss. It is the first Stanley Cup Final game for Pittsburgh since 1992.

May 26 – Detroit shut out Pittsburgh, 3-0, in Game 2 of the Stanley Cup Final.

May 28 – Sidney Crosby scored twice as the Penguins post a 3-2 home win over Detroit in Game 3 of the Stanley Cup Final.

May 31 – Detroit posted a 2-1 win over the Penguins in Game 4 of the Stanley Cup Final.

June 2 – In one of the most-thrilling games in Penguins history, the team rallied from a 3-1 deficit to post a 4-3 win in triple overtime of Game 5 of the Stanley Cup Final. Max Talbot scored with 35 seconds left in regulation to knot the game at 3-all and Petr Sykora scored the winner 9:57 into the third overtime. It was the fifth-longest game in Stanley Cup Final history. Fleury stopped 55 of the 58 shots he faced in the contest.

June 4 – Detroit held on for a 3-2 win over the Penguins in Game 6 of the Stanley Cup Final to capture the Stanley Cup in Pittsburgh.

June 4 – Sidney Crosby tied for the playoff lead with 27 points (6+21) in 20 games. Henrik Zetterberg had 27 points in 22 games. Crosby led the playoffs with 21 assists. Fleury tied for the league lead with 14 wins and had a playoff-best .933 save percentage.

TEAM SINGLE GAME HIGHLIGHTS

	AT HOME	ON THE ROAD
Most Goals For	7-1 win vs. New Jersey, Mar. 22; 7-1 win vs. Philadelphia, Mar. 16	6-4 win @ Toronto, Oct. 13
Largest Winning Margin	7-1 win vs. New Jersey, Mar. 22	5-0 win @ New Jersey, Nov. 5

TEAM SEASON HIGHLIGHTS

	OVERALL	HOME	ROAD
Longest Winning/Unbeaten Streaks	8 - Dec. 23-Jan. 10	8 - Mar. 2-Apr. 6	4 - Dec. 20-Jan. 10

GOALTENDING HIGHLIGHTS

Most Saves In a Game	50	Ty Conklin, Feb. 26@ NY Islanders;
Most Consecutive Starts	11	Ty Conklin, Dec. 23-Jan. 18 (10-1-1)
Longest Winning/ Unbeaten Streak	7	Ty Conklin, Dec. 23-Jan. 10

SCORING SUMMARY

	HOME				ROAD				PP			SH			DIV			
	GP	G	A	PTS	GP	G	A	PTS	G	A	PTS	G	A	PTS	GP	G	A	PTS
Hal Gill	41	3	12	15	41	0	9	9	0	0	0	0	0	0	31	1	6	7
Mark Eaton	18	0	0	0	18	0	3	3	0	0	0	0	0	0	16	0	0	0
Rob Scuderi	36	0	4	4	36	0	1	1	0	0	0	0	0	0	29	0	2	2
Darryl Sydor	36	1	8	9	38	0	4	4	1	3	4	0	0	0	27	0	5	5
Pascal Dupuis	40	10	11	21	39	2	4	6	0	0	0	0	1	1	29	4	9	13
Gary Roberts	19	3	9	12	20	0	3	3	1	2	3	0	0	0	16	1	4	5
Jordan Staal	41	4	10	14	41	8	6	14	3	4	7	0	1	1	32	5	3	8
Ryan Malone	38	12	12	24	40	15	12	27	11	5	16	2	1	3	30	9	8	17
Petr Sykora	40	17	18	35	41	11	17	28	15	12	27	0	0	0	32	11	15	26
Marian Hossa	36	14	21	35	37	15	16	31	0	3	3	0	0	0	31	15	20	35
Ryan Whitney	39	5	17	22	38	7	11	18	7	15	22	1	0	1	28	5	12	17
Kris Beech	17	3	4	7	9	3	1	4	0	0	0	0	0	0	6	1	0	1
Maxime Talbot	30	7	5	12	34	5	9	14	0	1	1	2	0	2	27	4	7	11
Georges Laraque	34	3	5	8	38	1	4	5	0	0	0	0	0	0	28	2	4	6
Adam Hall	25	1	1	2	22	1	3	4	0	1	1	0	0	0	18	1	0	1
Connor James	6	0	0	0	7	1	0	1	1	0	1	0	0	0	6	1	0	1
Jarkko Ruutu	37	3	7	10	35	3	3	6	0	0	0	1	0	1	27	3	3	6
Jeff Taffe	22	3	2	5	23	2	5	7	1	2	3	0	0	0	15	1	2	3
Christopher Minard	7	1	0	1	8	0	1	1	0	1	1	0	0	0	6	0	1	1
Brooks Orpik	39	0	5	5	40	1	5	6	0	0	0	0	1	1	31	0	5	5
Tyler Kennedy	27	7	4	11	28	3	5	8	1	3	4	0	0	0	21	3	4	7
Sergei Gonchar	39	8	31	39	40	4	22	26	8	38	46	0	0	0	31	7	21	28
Kris Letang	32	4	6	10	32	2	5	7	1	8	9	0	0	0	23	2	5	7
Evgeni Malkin	41	31	33	64	41	16	26	42	17	23	40	0	0	0	33	18	24	42
Sidney Crosby	27	10	28	38	26	14	20	34	6	21	27	0	1	1	21	7	18	25

HOME

GOALIE	GP	MP	GA	ENG	SO	GAA	W-L-T	SHOTS	SAV%
Marc-Andre Fleury	19	1,102	40	0	2	2.18	13-4-1	510	.922
Ty Conklin	16	947	31	0	2	1.96	11-2-3	495	.937
Dany Sabourin	8	434	22	1	0	3.04	2-4-1	176	.875

AWAY

GOALIE	GP	MP	GA	ENG	SO	GAA	W-L-T	SHOTS	SAV%
Marc-Andre Fleury	16	756	32	2	2	2.54	6-6-1	399	.920
Ty Conklin	17	919	47	1	0	3.07	7-6-2	518	.909
Dany Sabourin	16	807	35	1	2	2.60	8-5-0	420	.917

TEAM LEADERS

GAMES PLAYED

Evgeni Malkin	82
Jordan Staal	82
Petr Sykora	81
Hal Gill	81

POINTS

Evgeni Malkin	106
Sidney Crosby	72
Marian Hossa	66
Sergei Gonchar	65

GOALS

Evgeni Malkin	47
Marian Hossa	29
Petr Sykora	28
Ryan Malone	27

ASSISTS

Evgeni Malkin	59
Sergei Gonchar	53
Sidney Crosby	48
Marian Hossa	37

SHOTS

Evgeni Malkin	272
Marian Hossa	264
Petr Sykora	201
Jordan Staal	183

SHOOTING PERCENTAGE (47 GAMES OR MORE)

Evgeni Malkin	17.5%
Ryan Malone	17.2%
Petr Sykora	14.0%

PENALTY MINUTES

Georges Laraque	141
Jarkko Ruutu	138
Ryan Malone	103

AVERAGE TIME ON ICE (25 GAMES OR MORE)

Sergei Gonchar	25:54
Ryan Whitney	22:26
Marian Hossa	21:21

GAME-WINNING GOALS

Ryan Malone	6
Evgeni Malkin	5

EVEN-STRENGTH GOALS

Evgeni Malkin	30
Sidney Crosby	18
Ryan Malone	14
Petr Sykora	13

EVEN-STRENGTH ASSISTS

Evgeni Malkin	36
Sidney Crosby	26
Petr Sykora	23
Ryan Malone	18

EVEN-STRENGTH POINTS

Evgeni Malkin	65
Sidney Crosby	44
Petr Sykora	36
Ryan Malone	32

POWER-PLAY GOALS

Evgeni Malkin	17
Petr Sykora	15
Ryan Malone	11
Sergei Gonchar	8

POWER-PLAY ASSISTS

Sergei Gonchar	38
Evgeni Malkin	23
Sidney Crosby	21
Ryan Whitney	15

POWER-PLAY POINTS

Sergei Gonchar	46
Evgeni Malkin	40
Sidney Crosby	27
Petr Sykora	27

SHORT-HANDED GOALS

Ryan Malone	2
Max Talbot	2
Jarkko Ruutu	1
Ryan Whitney	1

SHORT-HANDED ASSISTS

Colby Armstrong	2
Sergei Gonchar	2
Jordan Staal	2

SHORT-HANDED POINTS

Pascal Dupuis	1
Ryan Malone	1
Jordan Staal	1
Sidney Crosby	1
Brooks Orpik	1

FACE-OFF PERCENTAGE

Sidney Crosby	51.4%
Jordan Staal	42.2%
Evgeni Malkin	39.3%

FACE-OFFS TAKEN (AT LEAST 100 TAKEN)

Jordan Staal	1,199
Sidney Crosby	1,103
Evgeni Malkin	890

GOALTENDERS - GAMES

Marc-Andre Fleury	34
Ty Conklin	33
Dany Sabourin	24

GOALTENDERS - WINS

Marc-Andre Fleury	19
Ty Conklin	18
Dany Sabourin	10

GOALS-AGAINST AVG

Marc-Andre Fleury	2.37
Ty Conklin	2.51
Dany Sabourin	2.75

SAVE PERCENTAGE

Ty Conklin	.923%
Marc-Andre Fleury	.920%
Dany Sabourin	.904%

MINUTES PLAYED

Ty Conklin	1,866
Marc-Andre Fleury	1,799
Dany Sabourin	1,242

INJURIES

PLAYERS	INJURY	GAMES MISSED BY INJURY	DATES
Georges Laraque	Groin	8	Oct. 13 – Oct. 19
			Oct. 23 – Nov. 1
Gary Roberts	Illness	1	Oct. 27
Ryan Whitney	Groin	4	Nov. 3 – Nov. 8
Max Talbot	Ankle	19	Nov. 21 – Dec. 1
			Dec. 11 – Jan. 8
Sergei Gonchar	Groin	3	Nov. 30 – Dec. 3
	Illness	1	Dec. 15
Marc-Andre Fleury	Ankle	28	Dec. 8 – Feb. 24
Erik Christensen	Neck	1	Oct. 20
	Illness	4	Jan. 10 – Jan. 18
	Shoulder	5	Feb. 14 – Feb. 23
Mark Eaton	Knee	46	Dec. 27 – Apr. 6
Ryan Malone	Illness	5	Dec. 18 – Dec. 27
Petr Sykora	Illness	1	Dec. 29
Gary Roberts	Leg, Ankle	43	Jan. 1 – Apr. 2
Tyler Kennedy	Illness	10	Jan. 10 – Jan. 12
			Jan. 19 – Feb. 7
Sidney Crosby	Ankle	28	Jan. 19 – Mar. 2
			Mar. 12 – Mar. 25
Adam Hall	Groin, Hernia	31	Jan. 21 – Mar. 31
Colby Armstrong	Hip	1	Jan. 21
	Illness	2	Jan. 29 – Jan. 30
Kris Beech	Wrist	19	Feb. 17 – Apr. 2
Rob Scuderi	Finger	11	Feb. 28 – Mar. 22
Marian Hossa	Knee	6	Mar. 1 – Mar. 12
Ryan Whitney	Groin	2	Mar. 1 – Mar. 2
Chris Minard	Groin	1	Mar. 25

SUPERLATIVES


INDIVIDUAL SINGLE GAME HIGHLIGHTS

	AT HOME	ON THE ROAD
Most Goals	3 - Evgeni Malkin (Jan. 3 vs. Toronto) 3 - Evgeni Malkin (Jan. 14 vs. NY Rangers)	2 - Sidney Crosby (5 times, last Mar. 9 @ WSH) 2 - Ryan Malone (3 times, last Mar. 1 @ OTT) 2 - Evgeni Malkin (2 times, Dec. 20 @ BOS) 2 - Maxime Talbot (Oct. 13 @ TOR) 2 - Jordan Staal (Jan. 10 @ TB)
Most Assists	3 - Evgeni Malkin (3 times, last Feb. 10 vs. PHI) 3 - Sergei Gonchar (2 times, last Jan. 21 vs WSH) 3 - Marian Hossa (Mar. 22 vs. NJ) 3 - Pascal Dupuis (Mar. 16 vs. PHI)	3 - Sidney Crosby (2 times, last Dec. 5 @ EDM) 3 - Evgeni Malkin (Mar. 9 @ WSH) 3 - Petr Sykora (Jan. 10 @ TB)
Most Points	4 - Evgeni Malkin (2 times, last mar. 16 vs. PHI) 5 - Evgeni Malkin (Jan. 20 vs. Toronto) 5 - Sergei Gonchar (Dec. 13 vs. Philadelphia)	4 - Sidney Crosby (Oct. 30 @ MIN)

INDIVIDUAL SEASON HIGHLIGHTS

Most Goals	Evgeni Malkin	47
Most Assists	Evgeni Malkin	59
Most Points	Evgeni Malkin	106
Most Penalty Minutes	Georges Laraque	141
Most Shots	Evgeni Malkin	272
Most Power-Play Goals	Evgeni Malkin	17
Most Short-Handed Goals	Pascal Dupuis	3
Most Game-Winning Goals	Ryan Malone	6
Most Games Played	Evgeni Malkin/Jordan Staal	82
Highest Plus/Minus Rating	Sidney Crosby	Plus-18
Top Scoring Center	Evgeni Malkin	106 (47+59)
Top Scoring Right Wing	Marian Hossa	66 (29+37)
Top Scoring Left Wing	Ryan Malone	51 (27+24)
Top Scoring Defenseman	Sergei Gonchar	65 (12+53)
Top Scoring Rookie	Tyler Kennedy	19 (10+9)
Longest Goal Scoring Streak	Evgeni Malkin (Feb. 9 - Feb. 27)	(6 Goals) 5 Games
Longest Assist Streak	Evgeni Malkin (Oct. 25 - Nov. 10)	(12 Assists) 9 Games
Longest Point Streak	Sidney Crosby (Oct. 6 - Nov. 17th)	30 points (11+19) 19 Games
Most Goals At Home	Evgeni Malkin	31
Most Goals On the Road	Evgeni Malkin	16
Most Points At Home	Evgeni Malkin	64 (31+33)
Most Points On the Road	Evgeni Malkin	42 (16+26)

OPPONENTS





ANAHEIM DUCKS

Ducks vs. Pens

2007-08 Record: 47-27-8 2nd place, Pacific Division, 5th overall

2008 Playoff Record: Lost to Dallas, 4-2, in WCQF

2007-08 Top Scorer: Ryan Getzlaf (24-48-82)

All-time scorer vs. Pittsburgh: Teemu Selanne (10gp, 5-15-20)

All-time Pittsburgh scorer vs. Ducks:

Jaromir Jagr (11gp, 11-11-22)

Longest Anaheim win streak vs. Pittsburgh:

3, Jan. 18 1999-Jan. 29, 2000; Oct. 6, 2001-Dec.15, 2002

Longest Pittsburgh win streak vs. Anaheim:

4, Dec. 7, 1996-Dec. 10, 1997

Longest Anaheim undefeated streak vs. Pittsburgh:

4, Dec. 1, 1998-Jan. 29, 2000 (3-0-1)

Longest Pittsburgh undefeated streak vs. Anaheim:

4, Dec. 7, 1996-Dec. 10, 1997

Last Anaheim win at home:

Nov. 6, 2006 (3-2 OT) (0-0-0 since last win)

Last Pittsburgh win at home:

Oct. 6, 2007 (4-5) (0-0-0 since last win)

Last Anaheim win at home:

March 6, 2006 (3-2 OT) (0-0-0 since last win)

Last Pittsburgh win at home:

Oct. 6, 2007 (4-5) (0-0-0 since last win)

Last Anaheim win at Pittsburgh:

Oct. 6, 2001 (4-2) (0-2-0 since last win)

Last Pittsburgh win at Anaheim:

Dec. 10, 1997 (3-0) (0-4-1 since last win)

Most goals by Anaheim vs. Pittsburgh:

7, Jan. 29, 2000 (A, 7-1)

Most goals by Pittsburgh vs. Anaheim:

7, Dec. 11, 1996 (P, 7-3)

Most goals by both teams:

10, Dec. 11, 1996 (P, 7-3)

Last Anaheim shutout vs. Pittsburgh:

Dec. 15, 2002 (5-0), J.S. Giguere

Last Pittsburgh shutout vs. Anaheim:

Dec. 10, 1997 (3-0), Tom Barrasso

Last Anaheim hat-trick vs. Pittsburgh: None

Last Pittsburgh hat-trick vs. Anaheim: None

Last Pittsburgh trade with Anaheim:

June 23, 2007 – Stephen Dixon to Anaheim for Tim Brent

Overtime Record vs. Pittsburgh: 2-0-2

year by year

YEAR	PIT	ROAD	TOTAL	GF/GA
1993-94	0-0-1	1-0-0	1-0-1	7-5
1994-95	Did Not Play			
1995-96	1-0-0	0-1-0	1-1-0	8-8
1996-97	1-0-0	1-0-0	2-0-0	12-6
1997-98	1-0-0	1-0-0	2-0-0	8-2
1998-99	0-0-1	0-1-0	0-1-1	7-9
1999-00	0-1-0	0-1-0	0-2-0	2-9
2000-01	1-0-0	0-0-0	1-0-0	3-2
2001-02	0-1-0	0-1-0	0-2-0	4-8
2002-03	0-0-0	0-1-0	0-1-0	0-5
2003-04	1-0-0	0-0-0	1-0-0	2-1
2004-05	No Season			
2005-06	Did Not Play			
2006-07	0-0-0	0-0-1	0-0-1	2-3
2007-08	1-0-0	0-0-0	1-0-0	5-4
TOTALS	7-2-2	3-5-1	9-7-3	60-62

PITTSBURGH PENGUINS vs. ANAHEIM DUCKS

2007-2008 REGULAR SEASON

at PITTSBURGH PENGUINS

Date	Score	W Goal
06 Oct '07	ANA 4 @ PIT 5	Ryan Malone

at ANAHEIM DUCKS

Date	Score	W Goal
	no games	

Individual Scoring

PENGUINS										DUCKS									
Player	GP	G	A	P	+/-	PIM	PP	SH		Player	GP	G	A	P	+/-	PIM	PP	SH	
Petr Sykora	1	2	1	3	2	0	1	0		Chris Kunitz	1	2	1	3	2	0	1	1	
Evgeni Malkin	1	1	1	2	1	2	0	0		Francois Beauchemin	1	0	3	3	2	0	0	0	
Gary Roberts	1	0	2	2	-1	0	0	0		Ryan Getzlaf	1	1	1	2	1	2	0	0	
Colby Armstrong	1	1	0	1	0	0	0	0		Corey Perry	1	1	0	1	1	2	0	0	
Ryan Malone	1	1	0	1	1	4	0	0		Chris Pronger	1	0	1	1	-1	0	0	0	
Erik Christensen	1	0	1	1	1	0	0	0		Todd Bertuzzi	1	0	0	0	-1	0	0	0	
Sidney Crosby	1	0	1	1	-1	0	0	0		Ryan Carter	1	0	0	0	1	0	0	0	
Georges Laraque	1	0	1	1	1	0	0	0		Shane Hnidy	1	0	0	0	0	2	0	0	
Rob Scuderi	1	0	1	1	1	0	0	0		Kent Huskins	1	0	0	0	0	2	0	0	
Mark Eaton	1	0	0	0	0	0	0	0		Jason King	1	0	0	0	-2	0	0	0	
Sergei Gonchar	1	0	0	0	-1	2	0	0		Maxim Kondratiev	1	0	0	0	-1	0	0	0	
Adam Hall	1	0	0	0	0	0	0	0		Todd Marchant	1	0	0	0	-1	0	0	0	
Brooks Orpik	1	0	0	0	1	0	0	0		Brad May	1	0	0	0	0	0	0	0	
Mark Recchi	1	0	0	0	0	2	0	0		Andy McDonald	1	0	0	0	-2	0	0	0	
Jordan Staal	1	0	0	0	0	0	0	0		Drew Miller	1	0	0	0	-1	0	0	0	
Darryl Sydor	1	0	0	0	1	0	0	0		Mark Mowers	1	0	0	0	0	0	0	0	
Maxime Talbot	1	0	0	0	-1	0	0	0		Rob Niedermayer	1	0	0	0	-1	0	0	0	
Ryan Whitney	1	0	0	0	0	0	0	0		Sean O'Donnell	1	0	0	0	-2	2	0	0	

Power Play: 1-5 20.0% / Penalty Killing: 4-5 80.0%

Power Play: 1-5 20.0% / Penalty Killing: 4-5 80.0%

Goaltending

PENGUINS										DUCKS									
Goalie	GP	Min	WLOT	GA	SA	SV	GAA	SV%		Goalie	GP	Min	WLOT	GA	SA	SV	GAA	SV%	
Marc-Andre Fleury	1	60	1-0-0	4	23	19	4.00	.826		Jonas Hiller	1	59	0-1-0	5	29	24	5.07	.828	

Goals by Period

PENGUINS						DUCKS					
	1st	2nd	3rd	OT	Total		1st	2nd	3rd	OT	Total
Goals	1	2	2	0	5	Goals	1	1	2	0	4

Shots by Period

PENGUINS						DUCKS					
	1st	2nd	3rd	OT	Total		1st	2nd	3rd	OT	Total
Shots	12	5	12	0	29	Shots	8	10	5	0	23

* - Overtime ** - Shootout



ATLANTA THRASHERS

Thrashers vs. Pens

2007-08 Record: 34-40-8; third place, Southeast Division, 28th overall

2008 Playoff Record: Did not qualify

2007-08 Top Scorer: Ilya Kovalchuk (52-35-87)

All-time Atlanta scorer vs. Pittsburgh:

Ilya Kovalchuk (19gp, 17-13-30)

All-time Pittsburgh scorer vs. Atlanta:

Alexei Kovalev (15gp, 5-15-20)

Longest Atlanta winning streak vs. Pittsburgh:

3, Nov. 9, 2005 – Dec. 9, 2006

Longest Pittsburgh winning streak vs. Atlanta:

14, Jan. 31, 2000 – Nov. 22, 2002

Longest Atlanta undefeated streak vs. Pittsburgh:

3, Nov. 9, 2005 – Dec. 9, 2006 (3-0-0)

Longest Pittsburgh undefeated streak vs. Atlanta:

14, Jan. 31, 2000 – Nov. 22, 2002 (14-0-0)

Last Atlanta win at home:

Jan. 20, 2008 (4-1) (0-0-0 since last win)

Last Pittsburgh win at home:

Mar. 2, 2008 (3-2 SO) (0-0-0 since last win)

Last Atlanta win at Pittsburgh:

Dec. 21, 2006 (4-3 SO) (0-2-1 since last win)

Last Pittsburgh win at Atlanta:

Dec. 9, 2006 (4-3 OT) (0-1-2 since last win)

Most goals by Atlanta vs. Pittsburgh:

7, Dec. 20, 2003 (A, 7-4)

Most goals by Pittsburgh vs. Atlanta:

7, Oct. 27, 2005 (P, 7-5)

Most goals by both teams:

12, Oct. 27, 2005 (P, 7-5)

Last Atlanta shutout vs. Pittsburgh:

Nov. 9, 2005 (5-0) – Mike Dunham

Last Pittsburgh shutout vs. Pittsburgh:

Nov. 24, 2007 (5-0) – Marc-Andre Fleury

Last hat-trick vs. Pittsburgh:

Jan. 6, 2006 – Ilya Kovalchuk

Last hat-trick vs. Atlanta: None

Last Pittsburgh trade with Atlanta:

February 26, 2008 – Colby Armstrong, Erik Christensen, Angelo Esposito, and a first-round choice in 2008 NHL Entry Draft to Atlanta for Marian Hossa and Pascal Dupuis

Overtime Record vs. Pittsburgh: 1-4-2

year by year

YEAR	PIT	ROAD	TOTAL	GF/GA
1999-00	2-0-0	2-0-0	4-0-0	16-7
2000-01	2-0-0	2-0-0	4-0-0	19-8
2001-02	2-0-0	2-0-0	4-0-0	17-9
2002-03	1-1-0	2-0-0	3-1-0	12-7
2003-04	1-1-0	1-1-0	2-2-0	14-18
2004-05	No Season			
2005-06	1-1-0	0-2-0	1-3-0	14-20
2006-07	1-1-0	1-0-1	2-1-1	11-11
2007-08	2-0-0	0-1-1	2-1-1	10-8
TOTALS	12-4-0	10-4-2	22-8-2	113-88

PITTSBURGH PENGUINS vs. ATLANTA THRASHERS

2007-2008 REGULAR SEASON

at PITTSBURGH PENGUINS

Date	Score	W Goal
02 Mar '08 **	ATL 2 @ PIT 3	Kristopher Letang
24 Nov '07	ATL 0 @ PIT 5	Jordan Staal

at ATLANTA THRASHERS

Date	Score	W Goal
30 Jan '08	PIT 1 @ ATL 4	Ilya Kovalchuk
12 Jan '08 **	PIT 2 @ ATL 3	Mark Recchi

Individual Scoring

PENGUINS										THRASHERS									
Player	GP	G	A	P	+/-	PIM	PP	SH		Player	GP	G	A	P	+/-	PIM	PP	SH	
Sidney Crosby	2	3	1	4	3	0	1	0		Bobby Holik	4	2	0	2	-3	4	1	0	
Sergei Gonchar	4	0	4	4	2	2	0	0		Ilya Kovalchuk	4	2	0	2	-1	0	2	0	
Ryan Whitney	3	2	1	3	0	0	0	0		Jim Slater	3	2	0	2	1	2	0	0	
Erik Christensen	2	0	3	3	1	0	0	0		Vyacheslav Kozlov	4	1	1	2	-1	0	1	0	
Ryan Malone	4	2	0	2	0	4	1	0		Eric Boulton	4	0	2	2	0	0	0	0	
Maxime Talbot	3	1	1	2	0	2	0	0		Marian Hossa	3	0	2	2	-3	0	0	0	
Colby Armstrong	2	1	1	2	3	0	0	0		Mark Recchi	3	0	2	2	-1	0	0	0	
Evgeni Malkin	4	0	2	2	1	4	0	0		Joel Kwiatkowski	1	0	2	2	1	0	0	0	
Tyler Kennedy	2	0	2	2	2	0	0	0		Eric Perrin	3	1	0	1	0	0	0	1	
Gary Roberts	1	0	2	2	2	0	0	0		Tobias Enstrom	4	0	1	1	-3	2	0	0	
Jordan Staal	4	1	0	1	2	0	0	0		Chris Thorburn	4	0	1	1	0	2	0	0	
Kristopher Letang	4	0	1	1	1	0	0	0		Steve McCarthy	2	0	1	1	-2	17	0	0	
Jarkko Ruutu	4	0	1	1	1	20	0	0		Colby Armstrong	1	0	1	1	-1	0	0	0	
Alex Goligoski	1	0	1	1	1	2	0	0		Garnet Exelby	4	0	0	0	0	2	0	0	
Georges Laraque	4	0	0	0	-1	2	0	0		Niclas Havelid	4	0	0	0	-2	0	0	0	
Brooks Orpik	4	0	0	0	3	2	0	0		Alexei Zhitnik	4	0	0	0	0	4	0	0	
Petr Sykora	4	0	0	0	0	4	0	0		Pascal Dupuis	3	0	0	0	0	4	0	0	
Rob Scuderi	3	0	0	0	0	2	0	0		Ken Klee	3	0	0	0	0	4	0	0	
Darryl Sydor	3	0	0	0	2	2	0	0		Brad Larsen	3	0	0	0	0	0	0	0	
Jeff Taffe	3	0	0	0	-2	4	0	0		Todd White	3	0	0	0	-1	0	0	0	
Adam Hall	2	0	0	0	0	0	0	0		Bryan Little	2	0	0	0	0	0	0	0	
Pascal Dupuis	1	0	0	0	0	0	0	0		Mark Popovic	2	0	0	0	-2	2	0	0	
Mark Eaton	1	0	0	0	1	0	0	0		Colin Stuart	2	0	0	0	-2	0	0	0	
Jonathan Filewich	1	0	0	0	0	0	0	0		Erik Christensen	1	0	0	0	-1	0	0	0	
Hal Gill	1	0	0	0	-1	2	0	0		Kevin Doell	1	0	0	0	0	0	0	0	
Connor James	1	0	0	0	-1	0	0	0											
Alain Nasreddine	1	0	0	0	-1	2	0	0											
Nathan Smith	1	0	0	0	1	0	0	0											
Ryan Stone	1	0	0	0	0	0	0	0											

Power Play: 4-17 23.5% / Penalty Killing: 11-13 84.6%

Power Play: 2-13 15.4% / Penalty Killing: 13-17 76.5%

Goaltending

PENGUINS										THRASHERS									
Goalie	GP	Min	WLOT	GA	SA	SV	GAA	SV%		Goalie	GP	Min	WLOT	GA	SA	SV	GAA	SV%	
Marc-Andre Fleury	2	125	2-0-0	2	61	59	0.96	.967		Kari Lehtonen	3	190	2-0-1	5	95	90	1.58	.947	
Ty Conklin	2	109	0-1-1	6	58	52	3.31	.897		Ondrej Pavelec	1	60	0-1-0	5	34	29	5.00	.853	
Dany Sabourin	1	16	0-0-0	0	7	7	0.00	1.000											

Goals by Period

PENGUINS						THRASHERS					
	1st	2nd	3rd	OT	Total		1st	2nd	3rd	OT	Total
Goals	6	2	2	0	10	Goals	4	0	4	0	8

Shots by Period

PENGUINS						THRASHERS					
	1st	2nd	3rd	OT	Total		1st	2nd	3rd	OT	Total
Shots	44	41	39	5	129	Shots	36	42	42	6	126

* - Overtime ** - Shootout



BOSTON BRUINS

year by year

Bruins vs. Pens

2007-08 Record: 41-29-12; third place, Northeast Division, 15th overall

2008 Playoff Record: Lost to Montreal 4-3, in ECQF

2007-08 Top Scorer: Marc Savard (15-63-78)

All-time Boston scorer vs. Pittsburgh:

Ray Bourque (72gp, 25-63-88)

All-time Pittsburgh scorer vs. Boston:

Mario Lemieux (43gp, 31-42-73)

Longest Boston win streak vs. Pittsburgh:

7, Mar. 27, 1977-Oct. 12, 1978

Longest Pittsburgh win streak vs. Boston:

12, Feb. 8, 1993-Apr. 28, 1995

Longest Boston undefeated streak vs. Pittsburgh:

11, Mar. 2, 1969-Dec.6, 1970 (9-0-2)

Longest Pittsburgh undefeated streak vs. Boston:

12, Feb. 8, 1993-Apr. 28, 1995 (12-0-0)

Last Boston win at home:

Feb. 28, 2008 (5-1) (0-0-0 since last win)

Last Pittsburgh win at home:

Dec. 23, 2007 (4-2) (0-0-0 since last win)

Most goals by Boston vs. Pittsburgh:

8, Mar.14, 1989 (B, 8-2)

Most goals by Pittsburgh vs. Boston:

9, Nov. 30, 1995 (P, 9-6)

Most goals by both teams:

15, Nov. 30, 1995 (P, 9-6)

Last Boston shutout vs. Pittsburgh:

Nov. 7, 1998 (0-0) – Byron Dafoe

Last Pittsburgh shutout vs. Boston:

March 25, 2007 (5-0) – Marc-Andre Fleury

Last Boston hat-trick vs. Pittsburgh:

Feb. 1, 2004 – Glen Murray

Last Pittsburgh hat-trick vs. Boston:

Apr. 18, 1998 – Martin Straka

Last Pittsburgh trade with Boston:

March 11, 2003 – Ian Moran to Boston for a fourth-round selection in the 2003 NHL Entry Draft

Overtime Record vs. Pittsburgh: 4-5-9

* = one game played in Atlanta

= one game played in Cleveland

YEAR	PIT	ROAD	TOTAL	GF/GA	
1967-68	1-1-0	1-1-0	2-2-0	10-10	
1968-69	1-2-0	0-3-0	1-5-0	13-25	
1969-70	0-2-1	0-3-0	0-5-1	9-21	
1970-71	1-1-1	0-3-0	1-4-1	18-28	
1971-72	1-1-1	0-1-2	1-2-3	20-21	
1972-73	1-2-0	0-2-0	1-4-0	14-21	
1973-74	0-2-0	0-3-0	0-5-0	16-30	
1974-75	1-0-2	0-2-0	1-2-2	20-21	
1975-76	0-0-2	0-3-0	0-3-2	14-24	
1976-77	1-1-1	0-2-0	1-3-1	10-17	
1977-78	0-2-0	0-3-0	0-5-0	11-33	
1978-79	1-0-1	1-1-0	2-1-1	14-16	
1979-80	0-2-0	2-0-0	2-2-0	14-16	
1980-81	0-2-0	0-1-1	0-3-1	13-22	
1981-82	1-1-0	0-0-1	1-1-1	10-10	
1982-83	1-0-0	0-2-0	1-2-0	10-14	
1983-84	0-2-0	0-1-0	0-3-0	7-18	
1984-85	0-1-0	1-1-0	1-2-0	12-16	
1985-86	1-1-0	0-1-0	1-2-0	8-11	
1986-87	1-0-0	0-2-0	1-2-0	9-11	
1987-88	0-1-1	0-1-0	0-2-1	7-11	
1988-89	0-1-0	1-0-1	1-1-1	10-13	
1989-90	1-1-0	0-1-0	1-2-0	13-15	
1990-91	1-0-0	0-1-1	1-1-1	12-11	
1991-92	0-0-1	1-1-0	1-1-1	14-15	
1992-93	2-0-0	*2-1-0	4-1-0	18-14	
1993-94	#3-0-0	3-0-0	6-0-0	33-17	
1994-95	2-0-0	1-1-0	3-1-0	15-12	
1995-96	2-0-0	1-2-0	3-2-0	29-27	
1996-97	2-1-0	0-2-0	2-3-0	17-18	
1997-98	2-0-1	1-2-0	3-2-1	20-20	
1998-99	1-0-1	0-2-0	1-2-1	8-8	
1999-00	1-0-1	0-2-0	1-2-1	9-10	
2000-01	0-1-1	0-2-0	0-3-1	7-13	
2001-02	0-2-0	1-1-0	1-3-0	9-15	
2002-03	0-2-0	2-0-0	2-2-0	10-10	
2003-04	1-1-0	0-2-0	1-3-0	8-15	
2004-05	No Season				
2005-06	0-1-1	0-2-0	1-3-1	13-22	
2006-07	1-0-1	1-0-1	2-0-2	16-9	
2007-08	1-1-0	1-1-0	2-2-0	10-13	
TOTALS	32-35	-17	20-59-7	52-94-24	530-673

PITTSBURGH PENGUINS vs. BOSTON BRUINS

2007-2008 REGULAR SEASON

at PITTSBURGH PENGUINS

Date	Score	W Goal
13 Feb '08	BOS 2 @ PIT 1	Vladimir Sobotka
23 Dec '07	BOS 2 @ PIT 4	Georges Laraque

at BOSTON BRUINS

Date	Score	W Goal
28 Feb '08	PIT 1 @ BOS 5	Marco Sturm
20 Dec '07 **	PIT 5 @ BOS 4	Erik Christensen

Individual Scoring

PENGUINS										BRUINS									
Player	GP	G	A	P	+/-	PIM	PP	SH		Player	GP	G	A	P	+/-	PIM	PP	SH	
Evgeni Malkin	4	4	0	4	-3	10	2	0		Glen Metropolit	4	0	5	5	4	4	0	0	
Sidney Crosby	2	1	3	4	2	7	0	0		Marco Sturm	4	3	1	4	2	0	1	0	
Colby Armstrong	3	0	4	4	3	0	0	0		Marc Savard	4	0	4	4	-1	8	0	0	
Gary Roberts	2	2	1	3	3	2	0	0		P. J. Axelsson	4	3	0	3	1	0	0	1	
Erik Christensen	3	1	2	3	3	6	0	0		Petteri Nokelainen	3	3	0	3	2	0	0	0	
Georges Laraque	4	1	1	2	1	9	0	0		Zdeno Chara	4	1	1	2	1	13	0	0	
Sergei Gonchar	4	0	2	2	0	6	0	0		Dennis Wideman	4	1	1	2	1	14	1	0	
Jordan Staal	4	0	2	2	-3	4	0	0		Andrew Ference	4	0	2	2	-3	9	0	0	
Pascal Dupuis	1	1	0	1	-2	0	0	0		Jeremy Reich	4	0	2	2	1	0	0	0	
Petr Sykora	4	0	1	1	-4	0	0	0		Chuck Kobasew	3	0	2	2	0	2	0	0	
Jeff Taffe	4	0	1	1	-1	0	0	0		Shawn Thornton	3	0	2	2	2	0	0	0	
Ryan Whitney	4	0	1	1	0	2	0	0		Vladimir Sobotka	4	1	0	1	2	0	0	0	
Tyler Kennedy	3	0	1	1	0	0	0	0		David Krejci	2	1	0	1	-1	2	1	0	
Kristopher Letang	4	0	0	0	-1	0	0	0		Milan Lucic	4	0	1	1	-1	7	0	0	
Jarkko Ruutu	4	0	0	0	-1	9	0	0		Mark Stuart	4	0	1	1	1	2	0	0	
Darryl Sydor	4	0	0	0	-1	0	0	0		Aaron Ward	3	0	1	1	3	2	0	0	
Rob Scuderi	3	0	0	0	-1	0	0	0		Peter Schaefer	2	0	1	1	1	0	0	0	
Mark Eaton	2	0	0	0	1	0	0	0		Matt Lashoff	1	0	1	1	1	0	0	0	
Adam Hall	2	0	0	0	-2	2	0	0		Phil Kessel	4	0	0	0	-4	0	0	0	
Ryan Malone	2	0	0	0	-1	4	0	0		Glen Murray	3	0	0	0	-2	0	0	0	
Brooks Orpik	2	0	0	0	-1	0	0	0		Shane Hnidy	2	0	0	0	0	0	0	0	
Maxime Talbot	2	0	0	0	0	2	0	0		Bobby Allen	1	0	0	0	0	0	0	0	
Hal Gill	1	0	0	0	-2	0	0	0		Matt Hunwick	1	0	0	0	0	0	0	0	
Alex Goligoski	1	0	0	0	0	0	0	0											
Marian Hossa	1	0	0	0	0	0	0	0											
Christopher Minard	1	0	0	0	0	0	0	0											
Nathan Smith	1	0	0	0	-1	0	0	0											

Power Play: 3-21 14.3% / Penalty Killing: 19-21 90.5%

Power Play: 2-21 9.5% / Penalty Killing: 18-21 85.7%

Goaltending

PENGUINS										BRUINS									
Goalie	GP	Min	WLOT	GA	SA	SV	GAA	SV%		Goalie	GP	Min	WLOT	GA	SA	SV	GAA	SV%	
Ty Conklin	4	206	2-2-0	11	117	106	3.20	.906		Tim Thomas	3	185	2-0-1	6	78	72	1.95	.923	
Marc-Andre Fleury	1	38	0-0-0	2	18	16	3.20	.889		Alex Auld	1	59	0-1-0	3	24	21	3.05	.875	

Goals by Period

PENGUINS						BRUINS					
	1st	2nd	3rd	OT	Total		1st	2nd	3rd	OT	Total
Goals	3	4	3	0	10	Goals	5	4	4	0	13

Shots by Period

PENGUINS						BRUINS					
	1st	2nd	3rd	OT	Total		1st	2nd	3rd	OT	Total
Shots	38	32	31	2	103	Shots	50	31	54	0	135

* - Overtime ** - Shootout



BUFFALO SABRES

Sabres vs. Pens

2007-08 Record: 39-31-12; Fourth place, Northeast Division, 18th overall

2008 Playoff Record: Did not qualify

2007-08 Top Scorer: Derek Roy (32-49-81)

All-time Buffalo scorer vs. Pittsburgh:
Gilbert Perreault (69gp, 39-51-90)

All-time Pittsburgh scorer vs. Buffalo:
Jaromir Jagr (47gp, 31-39-70)

Longest Buffalo win streak vs. Pittsburgh:
5, Oct. 24, 1979 – Oct. 18, 1980

Longest Pittsburgh win streak vs. Buffalo:
4, Dec. 29, 2007 – Mar. 12, 2008

Longest Buffalo undefeated streak vs. Pittsburgh:
9, Oct. 10, 1970 – Dec. 31, 1971 (3-0-6)

Longest Pittsburgh undefeated streak vs. Buffalo:
13, Oct. 27, 1976 – Feb. 17, 1979 (5-0-8)

Last Buffalo win at home:
Nov. 17, 2006 (4-2) (0-3-0 since last win)

Last Pittsburgh win at home:
Mar. 12, 2008 (0-0-0 since last win)

Most goals by Buffalo vs. Pittsburgh:
10, Dec. 7, 1980 (B, 10-1); Mar. 4, 1983 (B, 10-2)

Most goals by Pittsburgh vs. Buffalo:
8, Oct. 13, 1987 (P, 8-3)

Most goals by both teams:
13, Mar. 10, 1976 (B, 7-6); Oct. 12, 1988 (B, 8-5)

Last Buffalo shutout vs. Pittsburgh:
Jan. 21, 2003 – Martin Biron

Last Pittsburgh shutout vs. Buffalo:
Dec. 29, 2007 – Ty Conklin

Last Buffalo hat-trick vs. Pittsburgh:
Oct. 12, 1988 – Dave Andreychuk

Last Pittsburgh hat-trick vs. Buffalo:
Feb. 14, 1989 – Mario Lemieux

Last Pittsburgh trade with Buffalo:
Mar. 11, 1999 – Matthew Barnaby to Pittsburgh for Stu Barnes

Overtime Record vs. Pittsburgh: 6-6-14

year by year

YEAR	PIT	ROAD	TOTAL	GF/GA
1970-71	0-2-1	0-0-3	0-2-4	19-22
1971-72	0-1-2	1-1-1	1-2-3	14-14
1972-73	0-0-2	0-3-0	0-3-2	9-14
1973-74	3-0-0	0-2-0	3-2-0	17-15
1974-75	0-0-2	0-3-0	0-3-2	18-30
1975-76	1-2-0	0-2-0	1-4-0	13-27
1976-77	3-0-0	1-0-1	4-0-1	20-12
1977-78	0-0-2	0-0-3	0-0-5	17-17
1978-79	1-0-1	1-0-1	2-0-2	19-15
1979-80	0-2-0	0-2-0	0-4-0	8-30
1980-81	0-2-0	0-1-1	0-3-1	5-21
1981-82	1-1-0	0-1-0	1-2-0	12-15
1982-83	1-0-0	0-1-1	1-1-1	12-18
1983-84	0-2-0	0-1-0	0-3-0	9-16
1984-85	0-0-1	0-2-0	0-2-1	5-12
1985-86	1-0-1	1-0-0	2-0-1	11-6
1986-87	1-0-0	1-0-1	2-0-1	15-10
1987-88	2-0-0	0-0-1	2-0-1	16-9
1988-89	1-0-0	0-2-0	1-2-0	13-16
1989-90	0-2-0	0-1-0	0-3-0	6-14
1990-91	1-0-0	1-0-1	2-0-1	14-10
1991-92	1-1-0	1-0-0	2-1-0	14-11
1992-93	2-0-0	1-1-0	3-1-0	18-16
1993-94	*3-0-0	2-1-0	5-1-0	21-13
1994-95	1-0-1	1-1-0	2-1-1	15-13
1995-96	2-1-0	1-1-1	3-2-1	23-22
1996-97	3-0-0	0-3-0	3-3-0	14-14
1997-98	2-0-1	0-1-1	2-1-2	11-9
1998-99	1-0-1	0-2-0	1-2-1	10-11
1999-00	1-0-1	2-0-0	3-0-1	10-5
2000-01	1-1-0	2-0-0	3-1-0	17-11
2001-02	1-0-1	1-1-0	2-1-1	10-9
2002-03	2-0-0	1-0-1	3-0-1	14-5
2003-04	1-0-1	1-1-0	2-1-1	7-9
2004-05		No Season		
2005-06	0-1-1	0-1-1	0-2-2	10-14
2006-07	1-0-1	1-1-0	2-1-1	11-14
2007-08	2-0-0	2-0-0	4-0-0	14-5
TOTALS	40-18-20	22-37-18	62-55-38	492-524

*Includes one game played in Sacramento

PITTSBURGH PENGUINS vs. BUFFALO SABRES

2007-2008 REGULAR SEASON

at PITTSBURGH PENGUINS

Date	Score	W Goal
12 Mar '08	BUF 3 @ PIT 7	Petr Sykora
29 Dec '07	BUF 0 @ PIT 2	Colby Armstrong

at BUFFALO SABRES

Date	Score	W Goal
17 Feb '08	PIT 4 @ BUF 1	Petr Sykora
01 Jan '08 **	PIT 2 @ BUF 1	Sidney Crosby

Individual Scoring

PENGUINS										SABRES										
Player	GP	G	A	P	+/-	PIM	PP	SH		Player	GP	G	A	P	+/-	PIM	PP	SH		
Evgeni Malkin	4	3	1	4	2	0	1	0		Daniel Paille	4	2	1	3	2	0	0	0	1	
Colby Armstrong	3	3	1	4	4	8	0	0		Derek Roy	4	0	2	2	-1	4	0	0		
Petr Sykora	3	2	2	4	-1	2	2	0		Jochen Hecht	4	1	0	1	-4	2	0	0		
Sergei Gonchar	4	1	2	3	0	2	1	0		Thomas Vanek	4	1	0	1	-3	4	1	0		
Tyler Kennedy	4	1	2	3	1	0	0	0		Brian Campbell	3	1	0	1	-4	0	0	0		
Ryan Malone	4	0	3	3	-1	4	0	0		Jason Pominville	4	0	1	1	-5	0	0	0		
Darryl Sydor	4	0	3	3	3	0	0	0		Henrik Tallinder	4	0	1	1	0	4	0	0		
Sidney Crosby	2	0	3	3	3	0	0	0		Maxim Afinogenov	3	0	1	1	0	6	0	0		
Kristopher Letang	4	1	1	2	4	0	0	0		Tim Connolly	3	0	1	1	-3	2	0	0		
Pascal Dupuis	1	0	2	2	2	0	0	0		Steve Bernier	1	0	1	1	1	0	0	0		
Jarkko Ruutu	4	1	0	1	0	2	0	0		Mike Weber	1	0	1	1	2	0	0	0		
Jeff Taffe	4	1	0	1	1	0	0	0		Paul Gaustad	4	0	0	0	-1	0	0	0		
Christopher Minard	1	1	0	1	1	0	0	0		Ales Kotalik	4	0	0	0	1	2	0	0		
Jordan Staal	4	0	1	1	3	0	0	0		Toni Lydman	4	0	0	0	0	2	0	0		
Ryan Whitney	4	0	1	1	1	2	0	0		Adam Mair	4	0	0	0	-3	0	0	0		
Rob Scuderi	3	0	1	1	2	2	0	0		Dmitri Kalinin	3	0	0	0	0	0	0	0		
Ryan Stone	1	0	1	1	1	0	0	0		Nathan Paetsch	3	0	0	0	0	0	0	0		
Maxime Talbot	1	0	1	1	1	0	0	0		Michael Ryan	3	0	0	0	0	2	0	0		
Georges Laraque	4	0	0	0	0	17	0	0		Jaroslav Spacek	3	0	0	0	-4	0	0	0		
Brooks Orpik	4	0	0	0	0	0	0	0		Patrick Kaleta	2	0	0	0	-1	0	0	0		
Erik Christensen	2	0	0	0	0	0	0	0		Clarke MacArthur	2	0	0	0	-1	0	0	0		
Adam Hall	2	0	0	0	0	0	0	0		Nolan Pratt	2	0	0	0	-3	2	0	0		
Connor James	2	0	0	0	0	2	0	0		Andrew Peters	1	0	0	0	0	0	0	0		
Hal Gill	1	0	0	0	2	0	0	0		Andrej Sekera	1	0	0	0	-3	0	0	0		
Gary Roberts	1	0	0	0	0	0	0	0		Drew Stafford	1	0	0	0	-2	2	0	0		
Nathan Smith	1	0	0	0	0	0	0	0												

Power Play: 4-16 25.0% / Penalty Killing: 13-14 92.9%

Power Play: 1-14 7.1% / Penalty Killing: 12-16 75.0%

Goaltending

PENGUINS										SABRES									
Goalie	GP	Min	WLOT	GA	SA	SV	GAA	SV%		Goalie	GP	Min	WLOT	GA	SA	SV	GAA	SV%	
Ty Conklin	4	245	4-0-0	5	132	127	1.22	.962		Ryan Miller	4	233	0-3-1	11	105	94	2.83	.895	
										Jocelyn Thibault	1	10	0-0-0	1	4	3	6.03	.750	

Goals by Period

PENGUINS						SABRES					
	1st	2nd	3rd	OT	Total		1st	2nd	3rd	OT	Total
Goals	2	5	7	0	14	Goals	0	2	3	0	5

Shots by Period

PENGUINS						SABRES					
	1st	2nd	3rd	OT	Total		1st	2nd	3rd	OT	Total
Shots	32	30	49	0	111	Shots	43	42	40	7	132

* - Overtime ** - Shootout



CALGARY FLAMES

Franchise played as Atlanta Flames from 1972-73 to 1979-80

Flames vs. Pens

2007-08 Record: 42-30-10; Third Place, Northwest Division, 14th overall

2008 Playoff Record: Lost to San Jose, 4-3 in WCQF

2007-08 Top Scorer: Jarome Iginla (50-48-98)

All-time Calgary scorer vs. Pittsburgh:

Al MacInnis (27gp, 6-23-29)

All-time Pittsburgh scorer vs. Calgary:

Mario Lemieux (25gp, 20-42-62)

Longest Calgary win streak vs. Pittsburgh:

5, Nov. 4, 1977 – Nov. 3, 1978

Longest Pittsburgh win streak vs. Calgary:

4, Dec. 16, 1972 – Oct. 12, 1973; Mar. 3, 1992 – Jan. 23, 1993

Longest Calgary undefeated streak vs. Pittsburgh:

10, Feb. 7, 1981 – Feb. 16, 1984 (6-0-4)

Longest Pittsburgh undefeated streak vs. Calgary:

8, Dec. 16, 1972 – Mar. 31, 1974 (6-0-2)

Last Calgary win at home:

Dec. 7, 2003 (6-1) (0-1-0 since last win)

Last Pittsburgh win at home:

Dec. 21, 2002 (2-0) (0-1-0 since last win)

Last Calgary win at Pittsburgh:

Dec. 3, 2005 (3-2) (0-0-0 since last win)

Last Pittsburgh win at Calgary:

Dec. 6, 2007 (2-1) (0-0-0 since last win)

Most goals by Calgary vs. Pittsburgh:

10, Feb. 16, 1984 (C, 10-3); Mar. 9, 1989 (C, 10-3)

Most goals by Pittsburgh vs. Calgary:

7, Dec. 19, 1995 (P, 7-1)

Most goals by both teams:

13, Mar. 9, 1989 (C, 10-3)

Last Calgary shutout vs. Pittsburgh:

Jan. 16, 1982 (4-0) – Pat Riggin

Last Pittsburgh shutout vs. Calgary:

Dec. 21, 2002 (2-0) – Johan Hedberg

Last Calgary hat-trick vs. Pittsburgh:

Dec. 7, 2003 – Shean Donovan

Last Pittsburgh hat-trick vs. Calgary:

Jan. 17, 2002 – Aleksey Morozov

Last Pittsburgh trade with Calgary:

March 11, 2003 – Mathias Johansson and Micki DuPont to Pittsburgh for Shean Donovan

Overtime Record vs. Pittsburgh: 0-1-7

year by year

YEAR	PIT	ROAD	TOTAL	GF/GA
1972-73	3-0-0	1-1-0	4-1-0	23-15
1973-74	1-0-2	2-1-0	3-1-2	19-18
1974-75	1-0-1	0-1-1	1-1-2	12-14
1975-76	1-0-1	1-1-0	2-1-1	13-10
1976-77	0-1-1	0-2-0	0-3-1	12-18
1977-78	1-1-0	0-2-0	1-3-0	8-13
1978-79	0-2-0	0-1-1	0-3-1	7-16
1979-80	1-0-1	1-1-0	2-1-1	11-11
1980-81	1-1-0	0-1-1	1-2-1	13-19
1981-82	0-0-1	0-1-1	0-1-2	7-11
1982-83	0-2-0	0-1-0	0-3-0	6-14
1983-84	0-0-1	0-1-1	0-1-2	10-17
1984-85	2-0-0	0-0-1	2-0-1	18-13
1985-86	1-0-0	0-2-0	1-2-0	9-14
1986-87	0-2-0	1-0-0	1-2-0	10-11
1987-88	1-0-0	1-0-1	2-0-1	14-10
1988-89	1-1-0	0-1-0	1-2-0	11-15
1989-90	0-0-1	0-2-0	0-2-1	9-13
1990-91	2-0-0	0-1-0	2-1-0	13-12
1991-92	1-0-0	1-1-0	2-1-0	16-12
1992-93	1-0-0	1-0-0	2-0-0	7-5
1993-94	0-0-1	0-1-0	0-1-1	5-7
1994-95	Did Not Play			
1995-96	1-0-0	0-1-0	1-1-0	10-8
1996-97	1-0-0	0-1-0	1-1-0	9-9
1997-98	1-0-0	0-1-0	1-1-0	7-7
1998-99	1-0-0	1-0-0	2-0-0	10-3
1999-00	0-0-0	0-1-0	0-1-0	2-8
2000-01	1-0-0	0-0-1	1-0-1	7-4
2001-02	0-0-0	1-0-0	1-0-0	6-4
2002-03	1-0-0	0-0-0	1-0-0	2-0
2003-04	0-0-0	0-1-0	0-1-0	1-6
2004-05	No Season			
2005-06	0-1-0	0-0-0	0-0-0	2-3
2006-07	Did Not Play			
2007-08	0-0-0	1-0-0	1-0-0	2-2
TOTALS	24-11-10	12-27-8	36-38-18	311-342

PITTSBURGH PENGUINS vs. CALGARY FLAMES

2007-2008 REGULAR SEASON

at PITTSBURGH PENGUINS

Date	Score	W Goal
	no games	

at CALGARY FLAMES

Date	Score	W Goal
06 Dec '07 **	PIT 3 @ CGY 2	Kristopher Letang

Individual Scoring

PENGUINS										FLAMES									
Player	GP	G	A	P	+/-	PIM	PP	SH		Player	GP	G	A	P	+/-	PIM	PP	SH	
Evgeni Malkin	1	1	0	1	0	0	1	0		Jarome Iginla	1	2	0	2	0	0	1	0	
Ryan Malone	1	1	0	1	0	0	0	1		Kristian Huselius	1	0	1	1	-1	0	0	0	
Sergei Gonchar	1	0	1	1	-1	0	0	0		Daymond Langkow	1	0	1	1	0	0	0	0	
Petr Sykora	1	0	1	1	0	0	0	0		Dion Phaneuf	1	0	1	1	1	0	0	0	
Colby Armstrong	1	0	0	0	-1	0	0	0		Alex Tanguay	1	0	1	1	0	0	0	0	
Sidney Crosby	1	0	0	0	0	0	0	0		Adrian Aucoin	1	0	0	0	-1	0	0	0	
Mark Eaton	1	0	0	0	-1	0	0	0		Dustin Boyd	1	0	0	0	0	0	0	0	
Adam Hall	1	0	0	0	0	0	0	0		Craig Conroy	1	0	0	0	1	0	0	0	
Tyler Kennedy	1	0	0	0	0	0	0	0		Anders Eriksson	1	0	0	0	0	2	0	0	
Georges Laraque	1	0	0	0	0	5	0	0		Eric Godard	1	0	0	0	0	5	0	0	
Kristopher Letang	1	0	0	0	0	0	0	0		David Hale	1	0	0	0	0	0	0	0	
Brooks Orpik	1	0	0	0	0	0	0	0		Matthew Lombardi	1	0	0	0	0	2	0	0	
Gary Roberts	1	0	0	0	0	2	0	0		Marcus Nilson	1	0	0	0	0	0	0	0	
Rob Scuderi	1	0	0	0	1	0	0	0		Owen Nolan	1	0	0	0	0	2	0	0	
Jordan Staal	1	0	0	0	0	2	0	0		Eric Nystrom	1	0	0	0	0	0	0	0	
Darryl Sydor	1	0	0	0	0	0	0	0		Robyn Regehr	1	0	0	0	0	2	0	0	
Maxime Talbot	1	0	0	0	0	0	0	0		Cory Sarich	1	0	0	0	0	2	0	0	
Ryan Whitney	1	0	0	0	1	2	0	0		Mark Smith	1	0	0	0	0	0	0	0	

Power Play: 1-5 20.0% / Penalty Killing: 2-3 66.7%

Power Play: 1-3 33.3% / Penalty Killing: 4-5 80.0%

Goaltending

PENGUINS										FLAMES										
Goalie	GP	Min	WLOT	GA	SA	SV	GAA	SV%		Goalie	GP	Min	WLOT	GA	SA	SV	GAA	SV%		
Dany Sabourin	1	60	1-0-0	2	26	24	1.99	.923		Miikka Kiprusoff	1	65	0-0-1	2	35	33	1.85	.943		
Marc-Andre Fleury	1	5	0-0-0	0	2	2	0.00	1.000												

Goals by Period

PENGUINS						FLAMES					
	1st	2nd	3rd	OT	Total		1st	2nd	3rd	OT	Total
Goals	0	1	1	0	2	Goals	1	1	0	0	2

Shots by Period

PENGUINS						FLAMES					
	1st	2nd	3rd	OT	Total		1st	2nd	3rd	OT	Total
Shots	14	9	8	4	35	Shots	8	12	6	2	28

* - Overtime ** - Shootout



CAROLINA HURRICANES

Franchise played as Hartford Whalers from 1979-80 to 1996-97

'Canes vs. Pens

2007-08 Record: 43-33-6; Second place, Southeast Division, 16th overall

2008 Playoff Record: Did not qualify

2007-08 Top Scorer: Eric Staal (38-44-82)

All-time Carolina scorer vs. Pittsburgh:

Ron Francis (50gp, 21-41-62)

All-time Pittsburgh vs. Carolina:

Mario Lemieux (40gp, 30-44-74)

Longest Carolina win streak vs. Pittsburgh:

4, Oct. 28, 1986-Jan. 9, 1988; Feb. 26, 1989-Mar. 25, 1990

Longest Pittsburgh win streak vs. Carolina:

6, Oct. 3, 1997-Apr. 16, 1998

Longest Carolina undefeated streak vs. Pittsburgh:

7, Feb. 26, 1989-Dec. 8, 1990 (6-0-1)

Longest Pittsburgh undefeated streak vs. Carolina:

12, Nov. 22, 1996-Jan. 7, 1999 (9-0-3)

Last Carolina win at home:

Feb. 14, 2008 (4-2) (0-0-0 since last win)

Last Pittsburgh win at home:

Feb. 2, 2008 (4-1) (0-0-0 since last win)

Most goals by Carolina vs. Pittsburgh:

9, Nov. 22, 1984 (H, 9-3); Dec. 26, 1980 (H, 9-7);

Mar. 30, 1989 (H, 9-5)

Most goals by Pittsburgh vs. Carolina:

10, Apr. 3, 1993 (P, 10-2)

Most goals by both teams:

16, Dec. 26, 1980 (H, 9-7)

Last Carolina shutout vs. Pittsburgh:

March 6, 2003 (4-0) – Kevin Weekes

Last Pittsburgh shutout vs. Carolina:

Jan. 2, 2007 (3-0) – Marc-Andre Fleury

Last Carolina hat-trick vs. Pittsburgh:

Nov. 29, 2003 – Radim Vrbata

Last Pittsburgh hat-trick vs. Pittsburgh:

Feb. 16, 1995 – Luc Robitaille

Last Pittsburgh trade with Carolina:

March 9, 2006 – Krys Kolanos, Niklas Nordgren and a second-round pick in the 2007 NHL Entry Draft to Pittsburgh for Mark Recchi

Overtime Record vs. Pittsburgh: 3-4-9

year by year

YEAR	PIT	ROAD	TOTAL	GF/GA
1979-80	1-0-1	0-2-0	1-2-1	15-21
1980-81	1-1-0	1-1-0	2-2-0	20-20
1981-82	1-0-1	1-0-0	2-0-1	18-11
1982-83	1-0-0	2-0-0	3-0-0	14-7
1983-84	1-1-0	1-0-0	2-1-0	11-10
1984-85	1-0-0	0-2-0	1-2-0	10-13
1985-86	1-1-0	0-1-0	1-2-0	12-10
1986-87	0-1-0	0-2-0	0-3-0	12-18
1987-88	2-0-0	0-1-0	2-1-0	13-11
1988-89	0-1-0	1-1-0	1-2-0	15-20
1989-90	0-1-1	0-1-0	0-2-1	9-15
1990-91	0-1-0	1-1-0	1-2-0	10-11
1991-92	0-2-0	0-0-1	0-2-1	11-16
1992-93	1-0-0	2-0-0	3-0-0	21-8
1993-94	2-0-0	2-1-0	4-1-0	23-22
1994-95	1-1-0	1-1-0	2-2-0	15-16
1995-96	3-0-0	0-2-1	3-2-1	28-18
1996-97	0-0-2	2-1-0	2-1-2	22-17
1997-98	3-0-0	3-0-0	6-0-0	22-10
1998-99	1-1-0	1-0-1	2-1-1	13-12
1999-00	1-1-0	1-1-0	2-2-0	14-13
2000-01	0-2-0	1-1-0	1-3-0	12-15
2001-02	0-2-0	0-0-2	0-2-2	6-15
2002-03	1-1-0	1-1-0	2-2-0	7-9
2003-04	1-0-1	0-2-0	1-2-1	9-10
2004-05	No Season			
2005-06	0-2-0	1-0-1	1-2-1	14-17
2006-07	1-1-0	0-2-0	1-3-0	8-14
2007-08	2-0-0	0-2-0	2-2-0	10-12
TOTALS	26-20-6	22-26-6	48-46-12	394-391

PITTSBURGH PENGUINS vs. CAROLINA HURRICANES

2007-2008 REGULAR SEASON

at PITTSBURGH PENGUINS

Date	Score	W Goal
02 Feb '08	CAR 1 @ PIT 4	Ryan Malone
19 Oct '07 **	CAR 3 @ PIT 4	Sidney Crosby

at CAROLINA HURRICANES

Date	Score	W Goal
14 Feb '08	PIT 2 @ CAR 4	Ray Whitney
05 Oct '07	PIT 1 @ CAR 4	Eric Staal

Individual Scoring

PENGUINS										HURRICANES									
Player	GP	G	A	P	+/-	PIM	PP	SH		Player	GP	G	A	P	+/-	PIM	PP	SH	
Evgeni Malkin	4	2	3	5	-2	4	1	0		Ray Whitney	4	2	3	5	-2	2	2	0	
Petr Sykora	4	3	1	4	1	0	2	0		Eric Staal	4	3	1	4	2	4	1	0	
Sergei Gonchar	4	0	4	4	-1	6	0	0		Jeffrey Hamilton	4	1	3	4	2	0	1	0	
Brooks Orpik	4	1	1	2	-1	5	0	0		Rod Brind'Amour	4	0	4	4	2	2	0	0	
Mark Recchi	2	1	1	2	-1	4	1	0		Andrew Ladd	3	1	2	3	2	0	0	0	
Jarkko Ruutu	4	0	2	2	0	8	0	0		Justin Williams	2	1	2	3	2	2	0	0	
Maxime Talbot	4	0	2	2	1	4	0	0		Erik Cole	4	1	1	2	3	13	1	0	
Sidney Crosby	2	0	2	2	-1	2	0	0		Trevor Letowski	4	1	0	1	0	8	0	0	
Ryan Malone	4	1	0	1	-1	7	1	0		Sergei Samsonov	2	1	0	1	1	0	0	0	
Erik Christensen	3	1	0	1	-1	0	0	0		Ryan Bayda	1	1	0	1	0	2	0	0	
Adam Hall	1	1	0	1	1	0	0	0		Frantisek Kaberle	4	0	1	1	2	0	0	0	
Colby Armstrong	4	0	1	1	0	0	0	0		Scott Walker	4	0	1	1	-2	2	0	0	
Jordan Staal	4	0	1	1	-2	8	0	0		Glen Wesley	4	0	1	1	1	2	0	0	
Rob Scuderi	4	0	0	0	0	2	0	0		Tim Gleason	3	0	1	1	3	0	0	0	
Darryl Sydor	4	0	0	0	-1	2	0	0		Matt Cullen	2	0	1	1	-1	0	0	0	
Ryan Whitney	4	0	0	0	-1	0	0	0		Dennis Seidenberg	1	0	1	1	1	0	0	0	
Georges Laraque	3	0	0	0	-1	5	0	0		Niclas Wallin	4	0	0	0	-1	2	0	0	
Mark Eaton	2	0	0	0	-1	0	0	0		Mike Commodore	3	0	0	0	0	11	0	0	
Kristopher Letang	2	0	0	0	1	0	0	0		Chad Larose	3	0	0	0	-2	2	0	0	
Gary Roberts	2	0	0	0	0	0	0	0		Craig Adams	2	0	0	0	0	0	0	0	
Nathan Smith	2	0	0	0	0	2	0	0		Wade Brookbank	2	0	0	0	0	5	0	0	
Jeff Taffe	2	0	0	0	0	0	0	0		Bret Hedican	2	0	0	0	-2	6	0	0	
Kris Beech	1	0	0	0	0	0	0	0		Cory Stillman	2	0	0	0	-1	0	0	0	
Jonathan Filewich	1	0	0	0	0	0	0	0		Keith Aucoin	1	0	0	0	0	0	0	0	
Tyler Kennedy	1	0	0	0	0	0	0	0		Casey Borer	1	0	0	0	-1	0	0	0	

Power Play: 5-23 21.7% / Penalty Killing: 15-20 75.0%

Power Play: 5-20 25.0% / Penalty Killing: 18-23 78.3%

Goaltending

PENGUINS										HURRICANES										
Goalie	GP	Min	WLOT	GA	SA	SV	GAA	SV%		Goalie	GP	Min	WLOT	GA	SA	SV	GAA	SV%		
Ty Conklin	1	60	1-0-0	1	28	27	1.00	.964		Cam Ward	4	245	2-1-1	10	114	104	2.45	.912		
Dany Sabourin	3	144	1-1-0	7	85	78	2.92	.918												
Marc-Andre Fleury	1	40	0-1-0	4	26	22	6.02	.846												

Goals by Period

PENGUINS						HURRICANES					
	1st	2nd	3rd	OT	Total		1st	2nd	3rd	OT	Total
Goals	2	3	5	0	10	Goals	5	5	2	0	12

Shots by Period

PENGUINS						HURRICANES					
	1st	2nd	3rd	OT	Total		1st	2nd	3rd	OT	Total
Shots	33	39	40	2	114	Shots	50	53	33	3	139

* - Overtime ** - Shootout



CHICAGO BLACKHAWKS

Hawks vs. Pens

2007-08 Record: 40-34-8; Third place, Central Division, 20th overall

2008 Playoff Record: Did not qualify

2007-08 Top scorer: Patrick Kane (21-51-72)

All-time Chicago scorer vs. Pittsburgh:

Stan Mikita (52gp, 32-39-71)

All-time Pittsburgh scorer vs. Chicago:

Mario Lemieux (27gp, 25-37-62)

Longest Chicago win streak vs. Pittsburgh:

9, Dec. 18, 1968 – Dec. 20, 1970

Longest Pittsburgh win streak vs. Chicago:

3, Oct. 22, 1998 – Mar. 12, 1999; Dec. 26, 2000 – Mar. 14, 2001

Longest Chicago undefeated streak vs. Pittsburgh:

9, Dec. 28, 1968 – Dec. 20, 1970 (9-0-0);

Jan. 4, 1981 – Mar. 14, 1983 (7-0-2)

Longest Pittsburgh undefeated streak vs. Chicago:

6, Dec. 2, 1978 – Dec. 19, 1979 (2-0-4);

Mar. 5, 1998 – Mar. 29, 2001 (4-0-2)

Last Chicago win at home:

Jan. 18, 2006 (4-1) (0-0-0 since last win)

Last Pittsburgh win at home:

Feb. 14, 2007 (5-4 SO) (0-0-0 since last win)

Last Chicago win at Pittsburgh:

Feb. 22, 1997 (5-2) (0-4-3 since last win)

Last Pittsburgh win at Chicago:

Oct. 30, 2003 (1-0) (0-1-0 since last win)

Most goals by Chicago vs. Pittsburgh:

9, Jan. 21, 1973 (C, 9-3); Mar. 19, 1978 (C, 9-1)

Most goals by Pittsburgh vs. Chicago:

10, Feb. 21, 1976 (P, 10-1)

Most goals by both teams:

13, Oct. 23, 1968 (C, 8-5); Dec. 6, 1988 (P, 7-6)

Last Chicago shutout vs. Pittsburgh:

Jan. 6, 2002 (2-0) – Jocelyn Thibault

Last Pittsburgh shutout vs. Chicago:

Dec. 29, 2003 – Sebastien Caron

Last Chicago hat-trick vs. Pittsburgh: Nov. 8, 1992 – Michel Goulet

Last Pittsburgh hat-trick vs. Chicago: Jan. 25, 2003 – Alexei Kovalev

Last Pittsburgh trade with Chicago:

Aug. 10, 2005 – Jocelyn Thibault to Pittsburgh for a fourth-round selection in the 2006 NHL Entry Draft

Overtime Record vs. Pittsburgh: 0-1-6

year by year

YEAR	PIT	ROAD	TOTAL	GF/GA
1967-68	1-0-1	0-2-0	1-2-1	10-14
1968-69	1-2-0	1-2-0	2-4-0	22-28
1969-70	0-3-0	0-3-0	0-6-0	7-27
1970-71	2-1-0	0-3-0	2-4-0	12-17
1971-72	0-3-0	0-2-1	0-5-1	11-27
1972-73	2-0-0	1-2-0	3-2-0	15-18
1973-74	0-3-0	1-2-0	1-5-0	12-20
1974-75	2-0-0	0-1-1	2-1-1	20-14
1975-76	1-1-0	0-1-1	1-2-1	21-16
1976-77	2-0-0	0-2-0	2-2-0	12-9
1977-78	2-0-0	0-1-1	2-1-1	12-16
1978-79	2-0-0	0-0-2	2-0-2	15-8
1979-80	0-1-1	0-1-1	0-2-2	7-9
1980-81	1-1-0	0-2-0	1-3-0	15-20
1981-82	0-0-1	0-1-1	0-1-2	11-14
1982-83	0-2-0	0-1-0	0-3-0	9-15
1983-84	0-0-1	1-1-0	1-1-1	7-7
1984-85	1-1-0	0-1-0	1-2-0	12-15
1985-86	1-0-0	0-1-1	1-1-1	12-13
1986-87	1-1-0	1-0-0	2-1-0	9-4
1987-88	1-0-0	1-1-0	2-1-0	17-12
1988-89	2-0-0	1-0-0	3-0-0	20-15
1989-90	0-1-0	0-2-0	0-3-0	11-16
1990-91	0-2-0	0-1-0	0-3-0	7-15
1991-92	0-0-1	1-0-0	1-0-1	8-7
1992-93	1-0-0	0-1-0	1-1-0	6-8
1993-94	1-0-0	0-1-0	1-1-0	5-7
1994-95	Did Not Play			
1995-96	1-0-0	0-1-0	1-1-0	7-8
1996-97	0-1-0	0-1-0	0-2-0	3-7
1997-98	0-0-1	0-1-0	0-1-1	3-5
1998-99	1-0-0	0-0-0	1-0-0	5-2
1999-00	0-0-1	1-0-0	1-0-1	7-5
2000-01	1-0-0	1-0-0	2-0-0	9-2
2001-02	0-0-0	0-1-0	0-1-0	0-2
2002-03	1-0-0	0-0-1	1-0-1	6-4
2003-04	1-0-0	1-0-0	2-0-0	2-0
2004-05	No Season			
2005-06	0-0-0	0-1-0	0-1-0	1-4
2006-07	1-0-0	0-0-0	1-0-0	4-4
2007-08	Did not play			
TOTALS	30-23-7	11-40-10	40-63-17	372-434

PITTSBURGH PENGUINS vs. CHICAGO BLACKHAWKS

2006-2007 REGULAR SEASON

(DID NOT PLAY IN 2007-08)

at PITTSBURGH PENGUINS

at CHICAGO BLACKHAWKS

Date	Score	W Goal
14 Feb '07 **	CHI 4 @ PIT 5	Erik Christensen

Date	Score	W Goal
	no games	

Individual Scoring

PENGUINS										BLACKHAWKS									
Player	GP	G	A	P	+/-	PIM	PP	SH		Player	GP	G	A	P	+/-	PIM	PP	SH	
Evgeni Malkin	1	1	0	1	-1	0	0	0		Craig MacDonald	1	1	0	1	2	0	0	1	
Michel Ouellet	1	1	0	1	1	0	0	0		Tuomo Ruutu	1	1	0	1	0	0	0	0	
Ronald Petrovicky	1	1	0	1	1	0	0	0		Patrick Sharp	1	1	0	1	-1	0	0	0	
Maxime Talbot	1	1	0	1	1	0	0	1		Martin St. Pierre	1	1	0	1	-1	0	1	0	
Erik Christensen	1	0	1	1	0	0	0	0		Denis Arhipov	1	0	1	1	0	0	0	0	
Sidney Crosby	1	0	1	1	0	2	0	0		Adrian Aucoin	1	0	1	1	-1	0	0	0	
Dominic Moore	1	0	1	1	1	0	0	0		Martin Havlat	1	0	1	1	-2	0	0	0	
Jarkko Ruutu	1	0	1	1	0	0	0	0		Lasse Kukkonen	1	0	1	1	0	0	0	0	
Rob Scuderi	1	0	1	1	1	0	0	0		Martin Lapointe	1	0	1	1	1	2	0	0	
Colby Armstrong	1	0	0	0	0	0	0	0		Pierre Parenteau	1	0	1	1	0	0	0	0	
Mark Eaton	1	0	0	0	2	2	0	0		Radim Vrbata	1	0	1	1	-1	0	0	0	
Sergei Gonchar	1	0	0	0	1	0	0	0		Cameron Barker	1	0	0	0	0	2	0	0	
Ryan Malone	1	0	0	0	0	2	0	0		Peter Bondra	1	0	0	0	-1	0	0	0	
Josef Melichar	1	0	0	0	1	2	0	0		Duncan Keith	1	0	0	0	0	2	0	0	
Brooks Orpik	1	0	0	0	-1	0	0	0		Brent Seabrook	1	0	0	0	0	4	0	0	
Mark Recchi	1	0	0	0	0	0	0	0		Bryan Smolinski	1	0	0	0	-2	0	0	0	
Jordan Staal	1	0	0	0	-1	0	0	0		Karl Stewart	1	0	0	0	0	0	0	0	
Ryan Whitney	1	0	0	0	-2	0	0	0		James Wisniewski	1	0	0	0	0	0	0	0	

Power Play: 0-5 0.0% / Penalty Killing: 3-4 75.0%

Power Play: 1-4 25.0% / Penalty Killing: 5-5 100.0%

Goaltending

PENGUINS										BLACKHAWKS									
Goalie	GP	Min	WLOT	GA	SA	SV	GAA	SV%		Goalie	GP	Min	WLOT	GA	SA	SV	GAA	SV%	
Marc-Andre Fleury	1	65	1-0-0	4	28	24	3.69	.857		Nikolai Khabibulin	1	65	0-0-1	4	33	29	3.69	.879	

Goals by Period

PENGUINS						BLACKHAWKS					
	1st	2nd	3rd	OT	Total		1st	2nd	3rd	OT	Total
Goals	1	2	1	0	4	Goals	1	1	2	0	4

Shots by Period

PENGUINS						BLACKHAWKS					
	1st	2nd	3rd	OT	Total		1st	2nd	3rd	OT	Total
Shots	12	10	7	4	33	Shots	7	9	10	2	28

* - Overtime ** - Shootout



COLORADO AVALANCHE

Franchise played as Quebec Nordiques from 1979-80 to 1994-95

Avalanche vs. Pens

2007-08 Record: 44-31-7; Second place, Northwest Division, 10th overall

2008 Playoff Record: Defeated Minnesota, 4-2 in WCQF; Lost to Detroit, 4-0, WCSF

2007-08 Top Scorer: Paul Stastny (24-47-71)

All-time Colorado scorer vs. Pittsburgh:
Joe Sakic (40gp, 27-36-63)

All-time Pittsburgh scorer vs. Colorado:
Mario Lemieux (33gp, 30-36-66)

Longest Colorado win streak vs. Pittsburgh:
10, Oct. 21, 1982-Oct. 19, 1985

Longest Pittsburgh win streak vs. Colorado:
7, Mar. 22, 1986-Mar. 27, 1988

Longest Colorado undefeated streak vs. Pittsburgh:
11, Oct. 21, 1982-Oct. 26, 1985 (10-0-1)

Longest Pittsburgh undefeated streak vs. Colorado:
9, Oct. 25, 1990-Apr. 3, 1993 (7-0-2)

Last Colorado win at home: Nov. 1, 2007 (3-2) (0-0-0 since last win)

Last Pittsburgh win at home:
Dec. 5, 2005 (4-3) (0-0-0 since last win)

Last Colorado win at Pittsburgh:
Jan. 24, 2004 (5-3) (0-1-0 since last win)

Last Pittsburgh win at Colorado:
Feb. 25, 1999 (3-2) (0-2-0-1 since last win)

Most goals by Colorado vs. Pittsburgh:
10, Dec. 29, 1984 (Q, 10-2)

Most goals by Pittsburgh vs. Colorado:
8, Mar. 3, 1987 (P, 8-1); Nov. 16, 1989 (P, 8-2)

Most goals by both teams: 14, Mar. 8, 1984 (Q, 8-6)

Last Quebec/Colorado shutout vs. Pittsburgh:
Feb. 24, 1980 (2-0) – Michel Dion

Last Pittsburgh shutout vs. Quebec/Colorado:
Jan. 27, 1994 (3-0) – Ken Wregget

Last Colorado hat-trick vs. Pittsburgh
Jan. 3, 1998 – Valeri Kamensky

Last Pittsburgh hat-trick vs. Pittsburgh:
Nov. 18, 1991 – Kevin Stevens

Last trade with Colorado:
March 19, 2002 – Ville Nieminen and Rick Berry to Pittsburgh for Darius Kasparaitis

Overtime Record vs. Pittsburgh: 3-1-6

year by year

YEAR	PIT	ROAD	TOTAL	GF/GA
1979-80	2-0-0	0-2-0	2-2-0	10-9
1980-81	1-0-1	1-1-0	2-1-1	15-16
1981-82	1-0-0	2-0-0	3-0-0	15-6
1982-83	0-2-0	0-1-0	0-3-0	11-22
1983-84	0-1-0	0-2-0	0-3-0	8-21
1984-85	0-2-0	0-1-0	0-3-0	6-26
1985-86	0-0-1	1-1-0	1-1-1	14-12
1986-87	2-0-0	1-0-0	3-0-0	19-6
1987-88	1-0-0	2-0-0	3-0-0	17-11
1988-89	1-1-0	0-1-0	1-2-0	8-16
1989-90	1-0-0	1-1-0	2-1-0	17-9
1990-91	2-0-0	1-0-0	3-0-0	18-11
1991-92	1-0-1	1-0-0	2-0-1	17-10
1992-93	1-0-1	1-0-0	2-0-1	16-11
1993-94	1-2-0	0-2-0	1-4-0	17-25
1994-95	1-1-0	1-1-0	2-2-0	18-17
1995-96	0-1-0	0-0-1	0-1-1	8-11
1996-97	0-1-0	0-1-0	0-2-0	6-10
1997-98	0-1-0	0-0-1	0-1-1	7-8
1998-99	0-1-0	1-0-0	1-1-0	4-5
1999-00	0-0-1	0-1-0	0-1-1	6-7
2000-01	0-1-0	0-1-0	0-2-0	3-8
2001-02	0-1-0	0-0-0	0-1-0	1-3
2002-03	0-1-0	0-1-0	0-2-0	3-9
2003-04	0-1-0	0-0-0	0-1-0	3-5
2004-05	No Season			
2005-06	1-0-0	0-0-0	1-0-0	4-3
2006-07	Did Not Play			
2007-08	0-0-0	0-1-0	0-1-0	2-3
TOTALS	16-17-5	13-18-2	29-35-7	273-300

PITTSBURGH PENGUINS vs. COLORADO AVALANCHE 2007-2008 REGULAR SEASON

at PITTSBURGH PENGUINS

Date	Score	W Goal
	no games	

at COLORADO AVALANCHE

Date	Score	W Goal
01 Nov '07	PIT 2 @ COL 3	Ben Guite

Individual Scoring

PENGUINS									
Player	GP	G	A	P	+/-	PIM	PP	SH	
Sidney Crosby	1	2	0	2	0	4	1	0	
Sergei Gonchar	1	0	2	2	1	0	0	0	
Mark Eaton	1	0	1	1	1	2	0	0	
Evgeni Malkin	1	0	1	1	-1	2	0	0	
Colby Armstrong	1	0	0	0	0	0	0	0	
Adam Hall	1	0	0	0	-1	0	0	0	
Tyler Kennedy	1	0	0	0	0	0	0	0	
Ryan Malone	1	0	0	0	-1	0	0	0	
Brooks Orpik	1	0	0	0	-1	0	0	0	
Mark Recchi	1	0	0	0	0	0	0	0	
Gary Roberts	1	0	0	0	0	0	0	0	
Jarkko Ruutu	1	0	0	0	0	0	0	0	
Rob Scuderi	1	0	0	0	-1	0	0	0	
Jordan Staal	1	0	0	0	0	2	0	0	
Darryl Sydor	1	0	0	0	-1	0	0	0	
Petr Sykora	1	0	0	0	0	0	0	0	
Maxime Talbot	1	0	0	0	0	0	0	0	
Ryan Whitney	1	0	0	0	-1	0	0	0	

Power Play: 1-6 16.7% / Penalty Killing: 5-6 83.3%

AVALANCHE									
Player	GP	G	A	P	+/-	PIM	PP	SH	
Ben Guite	1	1	1	2	2	0	0	0	
Ian Laperriere	1	0	2	2	2	0	0	0	
John-Michael Liles	1	1	0	1	0	0	1	0	
Wojtek Wolski	1	1	0	1	1	0	0	0	
Joe Sakic	1	0	1	1	0	4	0	0	
Wyatt Smith	1	0	1	1	1	0	0	0	
Ryan Smyth	1	0	1	1	-1	2	0	0	
Tyler Arnason	1	0	0	0	0	0	0	0	
Andrew Brunette	1	0	0	0	0	0	0	0	
Brett Clark	1	0	0	0	0	2	0	0	
Kyle Cumiskey	1	0	0	0	0	0	0	0	
Jeff Finger	1	0	0	0	0	0	0	0	
Scott Hannan	1	0	0	0	0	2	0	0	
Milan Hejduk	1	0	0	0	0	0	0	0	
Jaroslav Hlinka	1	0	0	0	0	2	0	0	
Kurt Sauer	1	0	0	0	2	0	0	0	
Paul Stastny	1	0	0	0	0	0	0	0	
Marek Svatos	1	0	0	0	-1	0	0	0	

Power Play: 1-6 16.7% / Penalty Killing: 5-6 83.3%

Goaltending

PENGUINS									
Goalie	GP	Min	WLOT	GA	SA	SV	GAA	SV%	
Dany Sabourin	1	59	0-1-0	3	33	30	3.06	.909	

AVALANCHE									
Goalie	GP	Min	WLOT	GA	SA	SV	GAA	SV%	
Jose Theodore	1	60	1-0-0	2	28	26	2.00	.929	

Goals by Period

PENGUINS					
	1st	2nd	3rd	OT	Total
Goals	2	0	0	0	2

AVALANCHE					
	1st	2nd	3rd	OT	Total
Goals	0	3	0	0	3

Shots by Period

PENGUINS					
	1st	2nd	3rd	OT	Total
Shots	9	7	12	0	28

AVALANCHE					
	1st	2nd	3rd	OT	Total
Shots	12	14	7	0	33

* - Overtime ** - Shootout



COLUMBUS BLUE JACKETS

Jackets vs. Pens

2007-08 Record: 34-36-12; Fourth place, Central Division, 25th overall

2008 Playoff Record: Did not qualify

2007-08 Top Scorer: Rick Nash (38-31-69)

All-time Columbus scorer vs. Pittsburgh:
Mike Sillinger (3gp, 4-5-9)

All-time Pittsburgh scorer vs. Columbus:
Alexei Kovalev (5gp, 3-3-6)

Longest Columbus win streak vs. Pittsburgh:
2, Mar. 11, 2002-Dec. 31, 2002

Longest Pittsburgh win streak vs. Columbus:
3, Oct. 21, 2000-Feb. 28, 2002

Longest Columbus undefeated streak vs. Pittsburgh:
2, Mar. 11, 2002-Dec. 31, 2002 (2-0-0)

Longest Pittsburgh undefeated streak vs. Columbus:
3, Oct. 21, 2000-Feb. 28, 2002 (3-0-0)

Last Columbus win at home: Jan. 11, 2006 (6-1)

Last Pittsburgh win at home: Oct. 21, 2006 (5-3)

Last Columbus win at Pittsburgh: Mar. 11, 2002 (4-2)
(0-2-0 since last win)

Last Pittsburgh win at Columbus: Feb. 22, 2002
(4-3 OT 0-2-0 since last win)

Most goals by Columbus vs. Pittsburgh:
6, Jan. 11, 2006 (C, 6-1)

Most goals by Pittsburgh vs. Columbus:
5, Oct. 21, 2000 (P, 5-2); Dec. 13, 2003 (P, 5-3); Oct. 21, 2006 (P, 5-3)

Most goals by both teams:
8, Dec. 13, 2003 (P, 5-3); Oct. 21, 2006 (P, 5-3)

Last Columbus shutout vs. Pittsburgh: None

Last Pittsburgh shutout vs. Columbus: None

Last Columbus hat-trick vs. Pittsburgh: None

Last Pittsburgh hat-trick vs. Columbus: None

Last Pittsburgh trade with Columbus:
Mar. 9, 2004 – Lasse Pirjeta to Pittsburgh for Brian Holzinger

Overtime Record vs. Pittsburgh: 0-2-0

year by year

YEAR	PIT	ROAD	TOTAL	GF/GA
2000-01	1-0-0	1-0-0	2-0-0	8-4
2001-02	0-1-0	1-0-0	1-1-0	6-7
2002-03	0-0-0	0-1-0	0-1-0	2-5
2003-04	1-0-0	0-0-0	1-0-0	5-3
2004-05	No Season			
2005-06	0-0-0	0-1-0	0-1-0	1-6
2006-07	1-0-0	0-0-0	1-0-0	5-3
2007-08	Did Not Play			
TOTALS	3-1-0	2-2-0	5-3-0	27-28

PITTSBURGH PENGUINS vs. COLUMBUS BLUE JACKETS
2006-2007 REGULAR SEASON
(DID NOT PLAY IN 2007-08)

at PITTSBURGH PENGUINS

Date	Score	W Goal
21 Oct '06	CBJ 3 @ PIT 5	Evgeni Malkin

at COLUMBUS BLUE JACKETS

Date	Score	W Goal
	no games	

Individual Scoring

PENGUINS										BLUE JACKETS									
Player	GP	G	A	P	+/-	PIM	PP	SH		Player	GP	G	A	P	+/-	PIM	PP	SH	
Jordan Staal	1	2	0	2	1	0	0	2		Nikolai Zherdev	1	1	1	2	1	0	1	0	
Sergei Gonchar	1	1	1	2	0	2	1	0		David Vyborny	1	0	2	2	-1	0	0	0	
Michel Ouellet	1	1	1	2	-1	2	1	0		Gilbert Brule	1	1	0	1	-1	4	1	0	
Mark Recchi	1	0	2	2	1	0	0	0		Fredrik Modin	1	1	0	1	1	0	0	0	
Evgeni Malkin	1	1	0	1	0	0	1	0		Anson Carter	1	0	1	1	1	0	0	0	
Sidney Crosby	1	0	1	1	0	4	0	0		Duvie Westcott	1	0	1	1	-1	2	0	0	
Ryan Malone	1	0	1	1	-1	19	0	0		Jaroslav Balastik	1	0	0	0	0	0	0	0	
Rob Scuderi	1	0	1	1	1	0	0	0		Jason Chimera	1	0	0	0	0	2	0	0	
Ryan Whitney	1	0	1	1	-1	2	0	0		Adam Foote	1	0	0	0	1	2	0	0	
Colby Armstrong	1	0	0	0	0	0	0	0		Ron Hainsey	1	0	0	0	1	0	0	0	
Mark Eaton	1	0	0	0	1	0	0	0		Mark Hartigan	1	0	0	0	0	0	0	0	
Nisse Ekman	1	0	0	0	0	2	0	0		Aaron Johnson	1	0	0	0	-1	2	0	0	
John Leclair	1	0	0	0	0	2	0	0		Rostislav Klesla	1	0	0	0	0	7	0	0	
Kristopher Letang	1	0	0	0	0	0	0	0		Manny Malhotra	1	0	0	0	0	0	0	0	
Josef Melichar	1	0	0	0	-1	4	0	0		Rick Nash	1	0	0	0	-1	4	0	0	
Dominic Moore	1	0	0	0	0	2	0	0		Jody Shelley	1	0	0	0	0	0	0	0	
Andre Roy	1	0	0	0	0	0	0	0		Alexander Svitov	1	0	0	0	0	0	0	0	
Jarkko Ruutu	1	0	0	0	0	2	0	0		Ole-Kristian Tollefsen	1	0	0	0	0	4	0	0	

Power Play: 3-9 33.3% / Penalty Killing: 9-11 81.8%

Power Play: 2-11 18.2% / Penalty Killing: 6-9 66.7%

Goaltending

PENGUINS										BLUE JACKETS									
Goalie	GP	Min	WLOT	GA	SA	SV	GAA	SV%		Goalie	GP	Min	WLOT	GA	SA	SV	GAA	SV%	
Marc-Andre Fleury	1	60	1-0-0	3	39	36	3.00	.923		Fredrik Norrena	1	57	0-1-0	5	34	29	5.26	.853	

Goals by Period

PENGUINS						BLUE JACKETS					
	1st	2nd	3rd	OT	Total		1st	2nd	3rd	OT	Total
Goals	2	1	2	0	5	Goals	1	1	1	0	3

Shots by Period

PENGUINS						BLUE JACKETS					
	1st	2nd	3rd	OT	Total		1st	2nd	3rd	OT	Total
Shots	6	13	15	0	34	Shots	11	12	16	0	39

* - Overtime ** - Shootout



DALLAS STARS

Franchise played as Minnesota North Stars from 1967-68 to 1992-93

Stars vs. Pens

2007-08 Record: 45-30-7; Third place, Pacific Division, 8th overall

2008 Playoff Record: Defeated Anaheim, 4-2, WCQF; Defeated San Jose, 4-2, WCSF; Lost to Detroit, 4-2, WCF

2007-08 Top Scorer: Mike Ribeiro (27-56-83)

All-time Dallas scorer vs. Pittsburgh:

Bill Goldsworthy (54gp, 23-22-45)

All-time Pittsburgh scorer vs. Dallas:

Rick Kehoe (36gp, 19-27-46)

Longest Dallas win streak vs. Pittsburgh:

4, Oct. 28, 1971 – Feb. 20, 1972; Jan. 12, 1983 – Dec. 1, 1984

Longest Pittsburgh win streak vs. Dallas:

8, Oct. 15, 1985 – Mar. 1, 1988

Longest Dallas undefeated streak vs. Pittsburgh:

8, Mar. 16, 1997 – Jan. 19, 2001 (6-0-2)

Longest Pittsburgh undefeated streak vs. Dallas:

8, Oct. 15, 1985 – Mar. 1, 1988 (8-0-0)

Last Dallas win at home:

Mar. 2, 2003 (3-1) (0-0-1 since last win)

Last Pittsburgh win at home:

Nov. 30, 2007 (4-1) (0-0-0 since last win)

Last Dallas win at Pittsburgh:

Dec. 23, 2000 (8-2) (0-3-0 since last win)

Last Pittsburgh win at Dallas:

Jan. 26, 2007 (4-3 SO) (0-0-0 since last win)

Most goals by Dallas vs. Pittsburgh:

10, Mar. 7, 1973 (M, 10-4)

Most goals by Pittsburgh vs. Dallas:

9, Jan. 12, 1989 (P, 9-2)

Most goals by both teams:

15, Dec. 21, 1974 (M, 8-7); Feb. 2, 1982 (M, 9-6)

Last Dallas shutout vs. Pittsburgh:

Mar. 22, 1998 (0-0) – Ed Belfour

Last Pittsburgh shutout vs. Dallas:

Mar. 9, 2004 – Jean-Sebastien Aubin

Last Dallas hat-trick vs. Pittsburgh:

Nov. 5, 1997 – Joe Nieuwendyk

Last Pittsburgh hat-trick vs. Dallas:

Mar. 4, 1990 – Rob Brown

Last Pittsburgh trade with Dallas:

June 22, 1996 – Kevin Hatcher to Pittsburgh for Sergei Zubov

Overtime Record vs. Pittsburgh: 1-2-3

year by year

YEAR	PIT	ROAD	TOTAL	GF/GA
1967-68	2-1-2	2-2-1	4-3-3	33-29
1968-69	2-2-0	3-1-0	5-3-0	25-15
1969-70	3-1-0	2-1-1	5-2-1	33-27
1970-71	1-1-1	0-2-1	1-3-2	12-13
1971-72	2-1-0	0-3-0	2-4-0	11-17
1972-73	2-1-0	0-2-0	2-3-0	18-21
1973-74	1-0-1	1-2-0	2-2-1	17-20
1974-75	2-0-0	1-1-0	3-1-0	21-14
1975-76	1-0-1	1-1-0	2-1-1	15-10
1976-77	2-0-0	1-1-0	3-1-0	17-9
1977-78	2-0-0	0-2-0	2-2-0	18-17
1978-79	2-0-0	1-1-0	3-1-0	19-11
1979-80	1-1-0	0-2-0	1-3-0	12-15
1980-81	1-1-0	0-2-0	1-3-0	13-18
1981-82	1-1-0	0-1-0	1-2-0	14-15
1982-83	0-1-0	0-1-1	0-2-1	8-16
1983-84	1-1-0	0-1-0	1-2-0	12-12
1984-85	0-1-0	1-1-0	1-2-0	10-10
1985-86	2-0-0	1-0-0	3-0-0	10-7
1986-87	1-0-0	2-0-0	3-0-0	10-7
1987-88	2-0-0	0-1-0	2-1-0	12-9
1988-89	0-1-0	1-1-0	1-2-0	12-11
1989-90	1-1-0	0-0-1	1-1-1	14-16
1990-91	1-0-0	1-1-0	2-1-0	11-10
1991-92	1-0-0	1-1-0	2-1-0	13-8
1992-93	0-1-0	1-0-0	1-1-0	7-7
1993-94	0-1-0	0-1-0	0-2-0	5-12
1994-95	Did Not Play			
1995-96	1-0-0	1-0-0	2-0-0	9-3
1996-97	1-0-0	0-1-0	1-1-0	5-7
1997-98	0-1-0	0-0-1	0-1-1	2-5
1998-99	0-0-1	0-1-0	0-1-1	6-8
1999-00	0-0-0	0-1-0	0-1-0	4-6
2000-01	0-1-0	0-1-0	0-2-0	7-14
2001-02	1-0-0	0-0-0	1-0-0	3-2
2002-03	0-0-0	0-1-0	0-1-0	1-3
2003-04	1-0-0	0-0-0	1-0-0	4-0
2004-05	No Season			
2005-06	Did Not Play			
2006-07	0-0-0	1-0-0	1-0-0	4-3
2007-08	1-0-0	0-0-0	1-0-0	4-1
TOTALS	39-19-6	22-37-6	61-56-12	451-428

PITTSBURGH PENGUINS vs. DALLAS STARS 2007-2008 REGULAR SEASON

at PITTSBURGH PENGUINS

at DALLAS STARS

Date	Score	W Goal
30 Nov '07	DAL 1 @ PIT 4	Tyler Kennedy

Date	Score	W Goal
	no games	

Individual Scoring

PENGUINS										STARS									
Player	GP	G	A	P	+/-	PIM	PP	SH		Player	GP	G	A	P	+/-	PIM	PP	SH	
Sidney Crosby	1	2	0	2	2	2	0	0		Mike Ribeiro	1	1	0	1	1	0	0	0	
Colby Armstrong	1	0	2	2	2	0	0	0		Philippe Boucher	1	0	1	1	1	0	0	0	
Tyler Kennedy	1	1	0	1	0	0	0	0		Steve Ott	1	0	1	1	-2	2	0	0	
Evgeni Malkin	1	1	0	1	1	0	0	0		Krystofer Barch	1	0	0	0	0	5	0	0	
Brooks Orpik	1	0	1	1	1	0	0	0		Stu Barnes	1	0	0	0	-1	0	0	0	
Gary Roberts	1	0	1	1	1	0	0	0		Chris Conner	1	0	0	0	0	0	0	0	
Jordan Staal	1	0	1	1	0	2	0	0		Trevor Daley	1	0	0	0	-3	0	0	0	
Darryl Sydor	1	0	1	1	1	0	0	0		Loui Eriksson	1	0	0	0	0	0	0	0	
Petr Sykora	1	0	1	1	1	0	0	0		Nicklas Grossman	1	0	0	0	1	2	0	0	
Erik Christensen	1	0	0	0	1	0	0	0		Niklas Hagman	1	0	0	0	0	0	0	0	
Mark Eaton	1	0	0	0	1	0	0	0		Jeff Halpern	1	0	0	0	-3	0	0	0	
Adam Hall	1	0	0	0	0	0	0	0		Jussi Jokinen	1	0	0	0	-1	0	0	0	
Georges Laraque	1	0	0	0	0	5	0	0		Joel Lundqvist	1	0	0	0	-1	0	0	0	
Kristopher Letang	1	0	0	0	0	0	0	0		Mike Modano	1	0	0	0	-2	0	0	0	
Ryan Malone	1	0	0	0	1	0	0	0		Brenden Morrow	1	0	0	0	0	0	0	0	
Jarkko Ruutu	1	0	0	0	0	0	0	0		Matt Niskanen	1	0	0	0	-2	0	0	0	
Rob Scuderi	1	0	0	0	1	2	0	0		Stephane Robidas	1	0	0	0	-2	0	0	0	
Ryan Whitney	1	0	0	0	2	0	0	0		Sergei Zubov	1	0	0	0	-1	0	0	0	

Power Play: 0-2 0.0% / Penalty Killing: 3-3 100.0%

Power Play: 0-3 0.0% / Penalty Killing: 2-2 100.0%

Goaltending

PENGUINS										STARS									
Goalie	GP	Min	WLOT	GA	SA	SV	GAA	SV%		Goalie	GP	Min	WLOT	GA	SA	SV	GAA	SV%	
Marc-Andre Fleury	1	60	1-0-0	1	23	22	1.00	.957		Mike Smith	1	60	0-1-0	4	28	24	4.00	.857	

Goals by Period

PENGUINS						STARS					
	1st	2nd	3rd	OT	Total		1st	2nd	3rd	OT	Total
Goals	2	1	1	0	4	Goals	0	1	0	0	1

Shots by Period

PENGUINS						STARS					
	1st	2nd	3rd	OT	Total		1st	2nd	3rd	OT	Total
Shots	10	8	10	0	28	Shots	9	8	6	0	23

* - Overtime ** - Shootout



DETROIT RED WINGS

Red Wings vs. Pens

2007-08 Record: 54-21-7; First place, Central Division, 1st overall

2008 Playoff Record: Defeated Nashville, 4-2, WCQF; Defeated Colorado, 4-0, WCSF; Defeated Dallas, 4-2, WCF; Defeated Pittsburgh, 4-2, SCF

2007-08 Top Scorer: Pavel Datsyuk (31-66-97)

All-time Detroit scorer vs. Pittsburgh:

Steve Yzerman (39gp, 16-32-48)

All-time Pittsburgh scorer vs. Detroit:

Mario Lemieux (27gp, 21-37-58)

Longest Detroit win streak vs. Pittsburgh:

5, Dec. 23, 1982 – Feb. 9, 1984

Longest Pittsburgh win streak vs. Detroit:

4, Feb. 13, 1974 – Dec. 15, 1974

Longest Detroit undefeated streak vs. Pittsburgh:

9, Mar. 5, 1972 – Jan. 27, 1974 (5-0-4)

Longest Pittsburgh undefeated streak vs. Detroit:

11, Dec. 17, 1988 – Feb. 3, 1992 (7-0-4)

Last Detroit win at home: Dec. 5, 2005 (3-1) (0-0-0 since last win)

Last Pittsburgh win at home:

Oct. 18, 2003 (4-3) (0-1-0 since last win)

Last Detroit win at Pittsburgh:

Oct. 7, 2006 (2-0) 0-0-0 since last win)

Last Pittsburgh win at Detroit:

Dec. 10, 2000 (4-3) (0-2-0 since last win)

Most goals by Detroit vs. Pittsburgh: 9, Feb. 9, 1984 (D, 9-3)

Most goals by Pittsburgh vs. Detroit:

10, Jan. 28, 1989 (P,10-5)

Most goals by both teams:

15, Jan. 28, 1989 (P,10-5)

Last Detroit shutout vs. Pittsburgh:

Oct. 7, 2006 (2-0) – Dominik Hasek

Last Pittsburgh shutout vs. Detroit:

Apr. 11, 1999 – Tom Barrasso

Last Detroit hat-trick vs. Pittsburgh:

Oct. 25, 2002 – Sergei Fedorov

Last Pittsburgh hat-trick vs. Detroit:

Oct. 22, 1992 – Mario Lemieux

Last Pittsburgh trade with Detroit:

Mar. 9, 2006 – Cory Cross to Detroit for a fourth-round selection in the 2007 NHL Entry Draft

Overtime Record vs. Pittsburgh: 2-1-6

year by year

YEAR	PIT	ROAD	TOTAL	GF/GA
1967-68	1-1-0	0-2-0	1-3-0	12-21
1968-69	2-1-0	0-3-0	2-4-0	14-20
1969-70	1-2-0	1-2-0	2-4-0	17-21
1970-71	3-0-0	0-1-2	3-1-2	30-13
1971-72	2-1-0	0-3-0	2-4-0	19-25
1972-73	0-1-1	0-1-2	0-2-3	7-9
1973-74	2-1-0	0-1-1	2-2-1	20-13
1974-75	2-1-0	2-1-0	4-2-0	24-15
1975-76	3-0-0	1-1-1	4-1-1	24-13
1976-77	3-0-0	1-2-0	4-2-0	19-17
1977-78	1-1-1	1-2-0	2-3-1	21-22
1978-79	4-0-0	1-3-0	5-3-0	29-31
1979-80	2-0-0	0-2-0	2-2-0	18-19
1980-81	2-0-0	0-1-1	2-1-1	13-11
1981-82	1-0-0	0-2-0	1-2-0	11-11
1982-83	0-1-1	0-1-0	0-2-1	11-17
1983-84	0-1-0	0-2-0	0-3-0	9-21
1984-85	1-1-0	0-0-1	1-1-1	10-10
1985-86	1-0-0	1-1-0	2-1-0	15-11
1986-87	1-1-0	0-1-0	1-2-0	5-6
1987-88	1-0-0	0-2-0	1-2-0	13-15
1988-89	2-0-0	0-0-1	2-0-1	19-13
1989-90	1-0-0	1-0-1	2-0-1	14-7
1990-91	2-0-0	1-0-0	3-0-0	16-5
1991-92	0-0-1	0-1-1	0-1-2	10-11
1992-93	1-0-0	0-1-0	1-1-0	9-14
1993-94	0-1-0	1-0-0	1-1-0	9-10
1994-95	Did Not Play			
1995-96	1-0-0	0-1-0	1-1-0	5-5
1996-97	0-1-0	0-1-0	0-2-0	6-10
1997-98	1-0-0	0-0-1	1-0-1	5-3
1998-99	1-0-0	1-0-0	2-0-0	5-1
1999-00	1-0-0	0-1-0	1-1-0	6-6
2000-01	0-0-0	1-0-0	1-0-0	4-3
2001-02	0-1-0	0-0-0	0-1-0	2-4
2002-03	0-1-0	0-1-0	0-2-0	4-12
2003-04	1-0-0	0-0-0	1-0-0	4-3
2004-05	No Season			
2005-06	0-0-0	0-1-0	0-1-0	1-3
2006-07	0-1-0	0-0-0	0-1-0	0-2
2007-08	Did Not Play			
TOTALS	44-18-4	13-41-12	57-59-16	460-453

PITTSBURGH PENGUINS vs. DETROIT RED WINGS

2006-2007 REGULAR SEASON

(DID NOT PLAY IN 2007-08)

at PITTSBURGH PENGUINS

Date	Score	W Goal
07 Oct '06	DET 2 @ PIT 0	Johan Franzen

at DETROIT RED WINGS

Date	Score	W Goal
	no games	

Individual Scoring

PENGUINS									RED WINGS								
Player	GP	G	A	P	+/-	PIM	PP	SH	Player	GP	G	A	P	+/-	PIM	PP	SH
Colby Armstrong	1	0	0	0	0	2	0	0	Kris Draper	1	1	0	1	1	0	0	0
Sidney Crosby	1	0	0	0	0	0	0	0	Johan Franzen	1	1	0	1	1	0	0	0
Mark Eaton	1	0	0	0	-1	2	0	0	Robert Lang	1	0	1	1	1	0	0	0
Nisse Ekman	1	0	0	0	-1	0	0	0	Nicklas Lidstrom	1	0	1	1	1	2	0	0
Sergei Gonchar	1	0	0	0	-1	0	0	0	Mikael Samuelsson	1	0	1	1	1	0	0	0
John Leclair	1	0	0	0	0	0	0	0	Jason Williams	1	0	1	1	1	0	0	0
Kristopher Letang	1	0	0	0	-1	0	0	0	Chris Chelios	1	0	0	0	0	0	0	0
Ryan Malone	1	0	0	0	-1	0	0	0	Dan Cleary	1	0	0	0	0	0	0	0
Josef Melichar	1	0	0	0	0	0	0	0	Pavel Datsyuk	1	0	0	0	1	0	0	0
Dominic Moore	1	0	0	0	0	0	0	0	Tomas Holmstrom	1	0	0	0	0	0	0	0
Michel Ouellet	1	0	0	0	-1	0	0	0	Tomas Kopecky	1	0	0	0	0	0	0	0
Mark Recchi	1	0	0	0	0	0	0	0	Niklas Kronwall	1	0	0	0	1	0	0	0
Andre Roy	1	0	0	0	0	5	0	0	Brett Lebda	1	0	0	0	0	0	0	0
Jarkko Ruutu	1	0	0	0	-1	0	0	0	Kirk Maltby	1	0	0	0	0	0	0	0
Rob Scuderi	1	0	0	0	-1	0	0	0	Danny Markov	1	0	0	0	1	0	0	0
Jordan Staal	1	0	0	0	-1	0	0	0	Brad Norton	1	0	0	0	0	5	0	0
Chris Thorburn	1	0	0	0	-1	0	0	0	Mathieu Schneider	1	0	0	0	1	0	0	0
Ryan Whitney	1	0	0	0	0	0	0	0	Henrik Zetterberg	1	0	0	0	0	2	0	0

Power Play: 0-4 0.0% / Penalty Killing: 2-2 100.0%

Power Play: 0-2 0.0% / Penalty Killing: 4-4 100.0%

Goaltending

PENGUINS										RED WINGS									
Goalie	GP	Min	WLOT	GA	SA	SV	GAA	SV%		Goalie	GP	Min	WLOT	GA	SA	SV	GAA	SV%	
Marc-Andre Fleury	1	59	0-1-0	2	26	24	2.03	.923		Dominik Hasek	1	60	1-0-0	0	13	13	0.00	1.000	

Goals by Period

PENGUINS						RED WINGS						
	1st	2nd	3rd	OT	Total		1st	2nd	3rd	OT	Total	
	no stats						Goals	1	0	1	0	2

Shots by Period

PENGUINS						RED WINGS					
	1st	2nd	3rd	OT	Total		1st	2nd	3rd	OT	Total
Shots	6	1	6	0	13	Shots	11	8	7	0	26

* - Overtime ** - Shootout



EDMONTON OILERS

Oilers vs. Pens

2007-08 Record: 41-35-6, Fourth Place, Northwest Division, 19th overall

2008 Playoff Record: Did not qualify

2007-08 Top Scorer: Alex Hensky (20-51-71)

All-time Edmonton scorer vs. Pittsburgh:

Wayne Gretzky (28gp, 31-44-75)

All-time Pittsburgh scorer vs. Edmonton:

Mario Lemieux (26gp, 14-29-43)

Longest Edmonton win streak vs. Pittsburgh:

5, Mar. 16, 1981 – Mar. 17, 1982; Jan. 7, 1983 – Feb. 22, 1984

Longest Pittsburgh win streak vs. Edmonton:

4, Mar. 4, 2000 – Feb. 18, 2003

Longest Edmonton undefeated streak vs. Pittsburgh:

6, Jan. 7, 1983 – Nov. 6, 1984 (5-0-1)

Longest Pittsburgh undefeated streak vs. Edmonton:

6, Mar. 5, 1999 – Feb. 18, 2003 (4-0-2)

Last Edmonton win at home:

Dec. 6, 2003 (4-3) (0-1-0 since last win)

Last Pittsburgh win at home:

Feb. 18, 2003 (4-3 OT) (0-0-0 since last win)

Last Edmonton win at Pittsburgh:

Jan. 10, 2006 (3-1) (0-0-0 since last win)

Last Pittsburgh win at Edmonton:

Dec. 5, 2007 (4-2) (0-0-0 since last win)

Most goals by Edmonton vs. Pittsburgh:

10, Mar. 17, 1982 (E,10-4); Feb. 19, 1983 (E, 10-7)

Most goals by Pittsburgh vs. Edmonton:

7, 3 times, last time – Jan. 21, 1988 (P, 7-4)

Most goals by both teams:

17, Feb. 19, 1983 (E, 10-7)

Last Edmonton shutout vs. Pittsburgh: None

Last Pittsburgh shutout vs. Edmonton:

Jan. 19, 2002 – Johan Hedberg

Last Edmonton hat-trick vs. Pittsburgh:

Jan. 10, 2006 – Shawn Horcoff

Last Pittsburgh hat-trick vs. Edmonton:

Nov. 13, 1991 – Kevin Stevens

Last Pittsburgh trade with Edmonton:

Jan. 26, 2006 – Jani Rita and Cory Cross to Pittsburgh for Dick Tarnstrom

Overtime Record vs. Pittsburgh: 1-2-3

year by year

YEAR	PIT	ROAD	TOTAL	GF/GA
1979-80	1-1-0	0-2-0	1-3-0	12-22
1980-81	1-1-0	0-1-1	1-2-1	18-20
1981-82	0-1-0	0-2-0	0-3-0	8-22
1982-83	1-1-0	0-1-0	1-2-0	14-21
1983-84	0-1-0	0-2-0	0-3-0	8-23
1984-85	1-0-1	0-1-0	1-1-1	10-12
1985-86	0-1-0	1-1-0	1-2-0	13-17
1986-87	1-1-0	0-1-0	1-2-0	9-10
1987-88	0-1-0	0-2-0	0-3-0	8-17
1988-89	0-2-0	1-0-0	1-2-0	12-15
1989-90	1-0-0	1-1-0	2-1-0	12-8
1990-91	1-1-0	0-1-0	1-2-0	14-15
1991-92	2-0-0	0-1-0	2-1-0	14-14
1992-93	0-1-0	*1-1-0	1-2-0	11-11
1993-94	1-0-0	0-1-0	1-1-0	7-8
1994-95	Did Not Play			
1995-96	1-0-0	1-0-0	2-0-0	10-8
1996-97	1-0-0	0-1-0	1-1-0	7-7
1997-98	1-0-0	0-1-0	1-1-0	7-6
1998-99	0-0-1	0-1-0	0-1-1	3-6
1999-00	0-0-1	1-0-0	1-0-1	5-4
2000-01	1-0-0	0-0-0	1-0-0	5-2
2001-02	0-0-0	1-0-0	1-0-0	1-0
2002-03	1-0-0	0-0-0	1-0-0	4-3
2003-04	0-0-0	0-1-0	0-1-0	3-4
2004-05	No Season			
2005-06	0-1-0	0-0-0	0-1-0	1-3
2006-07	Did Not Play			
2007-08	0-0-0	1-0-0	1-0-0	4-2
TOTALS	15-13-3	8-22-1	23-35-4	220-280

* = Includes one game played in Cleveland

PITTSBURGH PENGUINS vs. EDMONTON OILERS

2007-2008 REGULAR SEASON

at PITTSBURGH PENGUINS

Date	Score	W Goal
	no games	

at EDMONTON OILERS

Date	Score	W Goal
05 Dec '07	PIT 4 @ EDM 2	Colby Armstrong

Individual Scoring

PENGUINS										OILERS									
Player	GP	G	A	P	+/-	PIM	PP	SH		Player	GP	G	A	P	+/-	PIM	PP	SH	
Sidney Crosby	1	0	3	3	2	0	0	0		Shawn Horcoff	1	1	0	1	1	0	0	0	
Colby Armstrong	1	1	1	2	2	0	0	0		Robert Nilsson	1	1	0	1	1	0	0	0	
Mark Eaton	1	0	2	2	2	0	0	0		Kyle Brodziak	1	0	1	1	0	0	0	0	
Evgeni Malkin	1	0	2	2	0	0	0	0		Ales Hemsky	1	0	1	1	1	0	0	0	
Kristopher Letang	1	1	0	1	0	0	0	0		Joni Pitkanen	1	0	1	1	0	0	0	0	
Maxime Talbot	1	1	0	1	1	0	0	0		Andrew Cogliano	1	0	0	0	-1	0	0	0	
Ryan Whitney	1	1	0	1	-1	0	1	0		Sam Gagner	1	0	0	0	0	0	0	0	
Erik Christensen	1	0	0	0	0	0	0	0		Tom Gilbert	1	0	0	0	1	0	0	0	
Sergei Gonchar	1	0	0	0	1	0	0	0		Denis Grebeshkov	1	0	0	0	1	0	0	0	
Tyler Kennedy	1	0	0	0	-2	0	0	0		Dustin Penner	1	0	0	0	1	0	0	0	
Georges Laraque	1	0	0	0	0	0	0	0		Fernando Pisani	1	0	0	0	0	0	0	0	
Ryan Malone	1	0	0	0	2	0	0	0		Marty Reasoner	1	0	0	0	0	2	0	0	
Brooks Orpik	1	0	0	0	-1	0	0	0		Allan Rourke	1	0	0	0	0	0	0	0	
Gary Roberts	1	0	0	0	-2	0	0	0		Ladislav Smid	1	0	0	0	-2	0	0	0	
Rob Scuderi	1	0	0	0	2	2	0	0		Steve Staios	1	0	0	0	-2	0	0	0	
Jordan Staal	1	0	0	0	-1	0	0	0		Jarret Stoll	1	0	0	0	-2	2	0	0	
Darryl Sydor	1	0	0	0	-1	0	0	0		Zachery Stortini	1	0	0	0	-2	0	0	0	
Petr Sykora	1	0	0	0	1	0	0	0		Raffi Torres	1	0	0	0	-2	0	0	0	

Power Play: 1-2 50.0% / Penalty Killing: 1-1 100.0%

Power Play: 0-1 0.0% / Penalty Killing: 1-2 50.0%

Goaltending

PENGUINS										OILERS									
Goalie	GP	Min	WLOT	GA	SA	SV	GAA	SV%		Goalie	GP	Min	WLOT	GA	SA	SV	GAA	SV%	
Marc-Andre Fleury	1	60	1-0-0	2	19	17	2.00	.895		Dwayne Roloson	1	58	0-1-0	4	31	27	4.12	.871	

Goals by Period

PENGUINS						OILERS					
	1st	2nd	3rd	OT	Total		1st	2nd	3rd	OT	Total
Goals	0	0	4	0	4	Goals	1	1	0	0	2

Shots by Period

PENGUINS						OILERS					
	1st	2nd	3rd	OT	Total		1st	2nd	3rd	OT	Total
Shots	11	8	12	0	31	Shots	6	8	5	0	19

* - Overtime ** - Shootout



FLORIDA PANTHERS

Panthers vs. Pens

2007-08 Record: 38-35-9; Third place, Southeast Division, 22nd overall

2008 Playoff Record: Did not qualify

2007-08 Top Scorer: Olli Jokinen (34-37-71)

All-time Florida scorer vs. Pittsburgh:

Rob Niedermayer (28gp, 10-11-21)

All-time Pittsburgh scorer vs. Florida:

Jaromir Jagr (29gp, 16-15-31)

Longest Florida win streak vs. Pittsburgh:

12, Apr. 3, 2002 – Mar. 29, 2006 (12-0-0)

Longest Pittsburgh win streak vs. Florida:

6, Oct. 13, 1993 – Feb. 7, 1995 (5-0-1)

Last Florida win at home:

Mar. 6, 2008 (5-2) (0-0-0 since last win)

Last Pittsburgh win at home:

Feb. 19, 2008 (3-1) (0-0-0 since last win)

Last Florida win at Pittsburgh:

Dec. 5, 2006 (3-2) (0-3-0 since last win)

Last Pittsburgh win at Florida:

Jan. 8, 2008 (3-2) (0-1-0 since last win)

Most goals by Florida vs. Pittsburgh:

6, 3 times, last time – Nov. 25, 2005 (F, 6-3)

Most goals by Pittsburgh vs. Florida:

7, Feb. 7, 1995 (P, 7-3); Dec. 30, 1998 (P, 7-4)

Most goals by both teams:

11, 4 times, last time – Mar. 5, 2002 (P, 6-5 OT)

Last Florida shutout vs. Pittsburgh:

Feb. 20, 2004 (2-0) – Roberto Luongo

Last Pittsburgh shutout vs. Florida:

Jan. 5, 2008 (3-0) – Ty Conklin

Last Florida hat-trick vs. Pittsburgh:

Jan. 30, 2007 – Olli Jokinen

Last Pittsburgh hat-trick vs. Florida:

Dec. 30, 1995 – Mario Lemieux

Last Pittsburgh trade with Florida:

Feb. 27, 2007 – Joel Kwiatkowski to Pittsburgh for a fourth-round selection in the 2007 NHL Entry Draft.

Overtime Record vs. Pittsburgh: 3-3-4

year by year

YEAR	PIT	ROAD	TOTAL	GF/GA
1993-94	1-0-1	2-0-0	3-0-1	10-7
1994-95	1-1-0	1-1-0	2-2-0	16-14
1995-96	2-0-0	1-1-0	3-1-0	12-10
1996-97	2-0-0	0-2-0	2-2-0	12-13
1997-98	0-1-1	1-1-0	1-2-1	11-12
1998-99	3-0-0	1-1-0	4-1-0	19-10
1999-00	1-1-0	1-1-0	2-2-0	9-10
2000-01	1-1-0	1-0-1	2-1-1	12-11
2001-02	1-0-1	0-2-0	1-2-1	10-12
2002-03	0-2-0	0-2-0	0-4-0	5-17
2003-04	0-2-0	0-2-0	0-4-0	6-16
2004-05	No Season			
2005-06	0-1-1	1-1-0	1-2-1	14-16
2006-07	1-1-0	1-1-0	2-2-0	9-9
2007-08	2-0-0	1-1-0	3-1-0	11-8
TOTALS	15-10-4	11-16-1	26-26-5	156-165

PITTSBURGH PENGUINS vs. FLORIDA PANTHERS 2007-2008 REGULAR SEASON

at PITTSBURGH PENGUINS

Date	Score	W Goal
19 Feb '08	FLA 2 @ PIT 3	Ryan Malone
05 Jan '08	FLA 0 @ PIT 3	Tyler Kennedy

at FLORIDA PANTHERS

Date	Score	W Goal
06 Mar '08	PIT 2 @ FLA 5	Stephen Weiss
08 Jan '08	PIT 3 @ FLA 1	Sidney Crosby

Individual Scoring

PENGUINS										PANTHERS									
Player	GP	G	A	P	+/-	PIM	PP	SH		Player	GP	G	A	P	+/-	PIM	PP	SH	
Ryan Malone	4	3	2	5	4	0	1	0		David Booth	4	2	1	3	2	4	0	0	
Sidney Crosby	3	2	3	5	1	0	0	0		Brett McLean	4	2	1	3	0	2	0	1	
Evgeni Malkin	4	1	4	5	3	2	1	0		Bryan Allen	4	1	2	3	2	2	0	0	
Sergei Gonchar	4	0	3	3	3	0	0	0		Stephen Weiss	3	1	1	2	2	2	0	0	
Petr Sykora	4	1	1	2	-2	0	1	0		Olli Jokinen	4	0	2	2	-3	2	0	0	
Ryan Whitney	4	0	2	2	-1	0	0	0		Rostislav Olesz	4	1	0	1	0	0	0	0	
Tyler Kennedy	4	1	0	1	0	4	0	0		Gregory Campbell	3	1	0	1	1	0	0	1	
Georges Laraque	4	1	0	1	-1	5	0	0		Nathan Horton	4	0	1	1	1	2	0	0	
Kristopher Letang	4	1	0	1	0	2	0	0		Kamil Krepis	4	0	1	1	1	0	0	0	
Colby Armstrong	3	1	0	1	2	2	0	0		Radek Dvorak	3	0	1	1	0	0	0	0	
Jeff Taffe	4	0	1	1	-1	0	0	0		Ruslan Salei	3	0	1	1	-2	8	0	0	
Adam Hall	2	0	1	1	1	2	0	0		Magnus Johansson	1	0	1	1	2	4	0	0	
Hal Gill	1	0	1	1	1	0	0	0		Jay Bouwmeester	4	0	0	0	0	4	0	0	
Brooks Orpik	4	0	0	0	-2	2	0	0		Jassen Cullimore	4	0	0	0	1	2	0	0	
Jarkko Ruutu	4	0	0	0	0	0	0	0		Steve Montador	4	0	0	0	0	8	0	0	
Jordan Staal	4	0	0	0	0	2	0	0		Branislav Mezei	2	0	0	0	-1	4	0	0	
Darryl Sydor	4	0	0	0	-4	2	0	0		Cory Murphy	2	0	0	0	0	0	0	0	
Rob Scuderi	3	0	0	0	3	0	0	0		Ville Peltonen	2	0	0	0	-1	0	0	0	
Erik Christensen	2	0	0	0	-1	0	0	0		Anthony Stewart	2	0	0	0	0	0	0	0	
Maxime Talbot	2	0	0	0	-3	0	0	0		Jozef Stumpel	2	0	0	0	-3	0	0	0	
Pascal Dupuis	1	0	0	0	-3	0	0	0		Richard Zednik	2	0	0	0	-2	0	0	0	
Connor James	1	0	0	0	0	0	0	0		Wade Belak	1	0	0	0	0	5	0	0	
Christopher Minard	1	0	0	0	-1	0	0	0		David Brine	1	0	0	0	0	0	0	0	
Nathan Smith	1	0	0	0	0	0	0	0		Tanner Glass	1	0	0	0	0	0	0	0	

Power Play: 3-22 13.6% / Penalty Killing: 8-8 100.0%

Power Play: 0-8 0.0% / Penalty Killing: 19-22 86.4%

Goaltending

PENGUINS										PANTHERS									
Goalie	GP	Min	WLOT	GA	SA	SV	GAA	SV%		Goalie	GP	Min	WLOT	GA	SA	SV	GAA	SV%	
Ty Conklin	4	220	3-0-0	4	114	110	1.09	.965		Craig Anderson	2	87	1-0-0	2	39	37	1.38	.949	
Marc-Andre Fleury	1	20	0-1-0	3	19	16	9.00	.842		Tomas Vokoun	3	153	0-3-0	9	86	77	3.54	.895	

Goals by Period

PENGUINS						PANTHERS					
	1st	2nd	3rd	OT	Total		1st	2nd	3rd	OT	Total
Goals	3	4	4	0	11	Goals	4	2	2	0	8

Shots by Period

PENGUINS						PANTHERS					
	1st	2nd	3rd	OT	Total		1st	2nd	3rd	OT	Total
Shots	40	46	39	0	125	Shots	49	33	52	0	134

* - Overtime ** - Shootout



LOS ANGELES KINGS

Kings vs. Pens

2007-08 Record: 32-43-7, Fifth place, Pacific Division, 29th overall

2008 Playoff Record: Did not qualify

2007-08 Top Scorer: Anze Kopitar (32-45-77)

All-time Los Angeles scorer vs. Pittsburgh:

Marcel Dionne (50gp, 29-41-70)

All-time Pittsburgh scorer vs. Los Angeles:

Mario Lemieux (28gp, 19-42-61)

Longest Los Angeles win streak vs. Pittsburgh:

5, Mar. 14, 1984 – Nov. 16, 1985; Feb. 27, 2001 – Oct. 10, 2003

Longest Pittsburgh win streak vs. Los Angeles:

6, Nov. 15, 1969 – Feb. 26, 1970

Longest Los Angeles undefeated streak vs. Pittsburgh:

8, Mar. 2, 1977 – Mar. 14, 1978 (4-0-4)

Longest Pittsburgh undefeated streak vs. Los Angeles:

9, Nov. 15, 1979 – Feb. 13, 1982 (4-0-5)

Last Los Angeles win at home:

Dec. 14, 2002 (3-2 OT) (0-0-1 since last win)

Last Pittsburgh win at home:

Feb. 9, 2008 (4-2) (0-0-0 since last win)

Last Los Angeles win at Pittsburgh:

Oct. 10, 2003 (3-0) (0-1-0 since last win)

Last Pittsburgh win at Los Angeles:

Nov. 1, 2006 (4-3 OT) (0-0-0 since last win)

Most goals by Los Angeles vs. Pittsburgh:

10, Jan. 21, 1987 (L, 10-5)

Most goals by Pittsburgh vs. Los Angeles:

8, Mar. 26, 1969 (P, 8-4); Oct. 20, 1971 (P, 8-1)

Most goals by both teams:

15, Jan. 21, 1987 (L, 10-5)

Last Los Angeles shutout vs. Pittsburgh:

Oct. 10, 2003 (3-0) – Cristobal Huet

Last Pittsburgh shutout vs. Los Angeles:

Nov. 23, 1974 (0-0) – Gary Inness

Last Los Angeles hat-trick vs. Pittsburgh:

Mar. 10, 1990 – Luc Robitaille

Last Pittsburgh hat-trick vs. Los Angeles:

Feb. 10, 1990 – Rob Brown

Last Pittsburgh trade with Los Angeles:

Nov. 30, 2003 – Martin Straka to Los Angeles for Sergei Anshakov and Martin Strbak

Overtime Record vs. Pittsburgh: 5-4-4

year by year

YEAR	PIT	ROAD	TOTAL	GF/GA
1967-68	3-2-0	1-4-0	4-6-0	26-33
1968-69	1-2-1	1-3-0	2-5-1	20-24
1969-70	4-0-0	2-2-0	6-2-0	20-11
1970-71	2-1-0	0-3-0	2-4-0	18-26
1971-72	3-0-0	1-1-1	4-1-1	29-19
1972-73	3-0-0	1-2-0	4-2-0	17-14
1973-74	1-2-0	0-2-0	1-4-0	6-14
1974-75	0-1-2	1-2-0	1-3-2	8-15
1975-76	3-0-0	2-1-0	5-1-0	29-16
1976-77	1-2-0	1-1-1	2-3-1	20-23
1977-78	0-1-2	0-2-1	0-3-3	15-21
1978-79	2-2-0	2-1-1	4-3-1	24-22
1979-80	1-1-0	0-0-2	1-1-2	13-12
1980-81	2-0-0	0-0-2	2-0-2	18-16
1981-82	1-0-1	0-1-0	1-1-1	15-16
1982-83	1-0-0	1-1-0	2-1-0	15-14
1983-84	1-1-0	0-1-0	1-2-0	15-16
1984-85	0-1-0	0-2-0	0-3-0	6-15
1985-86	2-0-0	0-1-0	2-1-0	16-12
1986-87	1-0-0	0-2-0	1-2-0	9-16
1987-88	0-0-2	1-0-0	1-0-2	15-13
1988-89	1-0-0	0-2-0	1-2-0	9-14
1989-90	1-1-0	0-1-0	1-2-0	13-22
1990-91	1-0-0	0-2-0	1-2-0	6-12
1991-92	0-2-0	0-1-0	0-3-0	8-14
1992-93	1-0-0	0-1-0	1-1-0	7-8
1993-94	1-0-0	0-1-0	1-1-0	7-10
1994-95	Did Not Play			
1995-96	0-1-0	0-1-0	0-2-0	4-6
1996-97	1-0-0	1-0-0	2-0-0	9-4
1997-98	0-0-1	1-0-0	1-0-1	5-4
1998-99	0-1-0	1-0-0	1-1-0	5-4
1999-00	0-1-0	0-1-0	0-2-0	7-10
2000-01	0-0-1	0-0-0	0-0-1	2-2
2001-02	0-1-0	0-1-0	0-2-0	7-9
2002-03	0-1-0	0-1-0	0-2-0	5-8
2003-04	0-1-0	0-0-0	0-1-0	0-3
2004-05	No Season			
2005-06	Did Not Play			
2006-07	0-0-0	1-0-0	1-0-0	4-3
2007-08	1-0-0	0-0-0	1-0-0	4-2
TOTALS	39-25-10	18-44-8	57-69-18	456-503

PITTSBURGH PENGUINS vs. LOS ANGELES KINGS

2007-2008 REGULAR SEASON

at PITTSBURGH PENGUINS

Date	Score	W Goal
09 Feb '08	LAK 2 @ PIT 4	Evgeni Malkin

at LOS ANGELES KINGS

Date	Score	W Goal
	no games	

Individual Scoring

PENGUINS										KINGS									
Player	GP	G	A	P	+/-	PIM	PP	SH		Player	GP	G	A	P	+/-	PIM	PP	SH	
Evgeni Malkin	1	2	1	3	1	2	2	0		Mike Cammalleri	1	0	2	2	2	0	0	0	
Ryan Malone	1	1	1	2	1	0	0	0		Alexander Frolov	1	0	2	2	2	0	0	0	
Jordan Staal	1	1	0	1	-1	0	0	0		Derek Armstrong	1	1	0	1	1	0	0	0	
Erik Christensen	1	0	1	1	0	0	0	0		Brian Boyle	1	1	0	1	1	2	0	0	
Sergei Gonchar	1	0	1	1	-1	0	0	0		Dustin Brown	1	0	0	0	0	0	0	0	
Kristopher Letang	1	0	1	1	0	0	0	0		Kyle Calder	1	0	0	0	-2	2	0	0	
Petr Sykora	1	0	1	1	1	0	0	0		Jeff Giuliano	1	0	0	0	-1	0	0	0	
Jeff Taffe	1	0	1	1	1	0	0	0		Michal Handzus	1	0	0	0	-2	0	0	0	
Ryan Whitney	1	0	1	1	0	2	0	0		Peter Harrold	1	0	0	0	1	0	0	0	
Colby Armstrong	1	0	0	0	-1	2	0	0		Raitis Ivanans	1	0	0	0	-1	5	0	0	
Kris Beech	1	0	0	0	0	0	0	0		Jack Johnson	1	0	0	0	1	2	0	0	
Georges Laraque	1	0	0	0	0	5	0	0		Anze Kopitar	1	0	0	0	0	0	0	0	
Brooks Orpik	1	0	0	0	0	0	0	0		Jaroslav Modry	1	0	0	0	0	0	0	0	
Jarkko Ruutu	1	0	0	0	0	0	0	0		Matt Moulson	1	0	0	0	0	0	0	0	
Rob Scuderi	1	0	0	0	0	2	0	0		Patrick O'Sullivan	1	0	0	0	0	0	0	0	
Nathan Smith	1	0	0	0	0	0	0	0		Tom Preissing	1	0	0	0	0	4	0	0	
Darryl Sydor	1	0	0	0	1	2	0	0		Brad Stuart	1	0	0	0	-1	2	0	0	
Maxime Talbot	1	0	0	0	-2	0	0	0		Lubomir Visnovsky	1	0	0	0	-1	0	0	0	

Power Play: 2-6 33.3% / Penalty Killing: 5-5 100.0%

Power Play: 0-5 0.0% / Penalty Killing: 4-6 66.7%

Goaltending

PENGUINS										KINGS									
Goalie	GP	Min	WLOT	GA	SA	SV	GAA	SV%		Goalie	GP	Min	WLOT	GA	SA	SV	GAA	SV%	
Dany Sabourin	1	60	1-0-0	2	28	26	2.00	.929		Jason LaBarbera	1	59	0-1-0	4	36	32	4.05	.889	

Goals by Period

PENGUINS						KINGS					
	1st	2nd	3rd	OT	Total		1st	2nd	3rd	OT	Total
Goals	1	3	0	0	4	Goals	0	0	2	0	2

Shots by Period

PENGUINS						KINGS					
	1st	2nd	3rd	OT	Total		1st	2nd	3rd	OT	Total
Shots	9	17	10	0	36	Shots	7	11	10	0	28

* - Overtime ** - Shootout



MINNESOTA WILD

Wild vs. Pens

2007-08 Record: 44-28-10, First place, Northwest Division, 7th overall

2008 Playoff Record: Lost to Colorado, 4-2, WCQF

2007-08 Top Scorer: Marian Gaborik (42-41-83)

All-Time Minnesota scorer vs. Pittsburgh:

Wes Walz (7gp, 4-2-6)

All-time Pittsburgh scorer vs. Minnesota:

Sidney Crosby (2gp, 1-3-4)

Longest Minnesota win streak vs. Pittsburgh:

2, Nov. 19, 2003 – Dec. 8, 2005

Longest Pittsburgh win streak vs. Minnesota:

1, Oct. 30, 2007

Longest Minnesota undefeated streak vs. Pittsburgh:

5, Dec. 14, 2002 – Dec. 8, 2005 (4-0-1)

Longest Pittsburgh undefeated streak vs. Minnesota:

1, Dec. 8, 2005 – Oct. 30, 2007 (1-0-0)

Last Minnesota win at home:

Jan. 16, 2004 (4-2) (0-1-0 since last win)

Last Pittsburgh win at home:

Feb. 14, 2001 (2-1) (0-3-0 since last win)

Last Minnesota win at Pittsburgh:

Dec. 8, 2005 (5-0) (0-0-0 since last win)

Last Pittsburgh win at Minnesota:

Oct. 30, 2007 (4-2) (0-0-0 since last win)

Most goals by Minnesota vs. Pittsburgh:

6, Nov. 19, 2003 (M, 6-3)

Most goals by Pittsburgh vs. Minnesota:

4, Oct. 20, 2007 (P, 4-2)

Most goals by both teams:

8, Mar. 19, 2003 (M, 6-2)

Last Minnesota shutout vs. Pittsburgh:

Dec. 8, 2005 (5-0) – Manny Fernandez

Last Pittsburgh shutout vs. Minnesota: None

Last Minnesota hat-trick vs. Pittsburgh: None

Last Pittsburgh hat-trick vs. Minnesota: None

Last Pittsburgh trade with Minnesota:

Feb. 27, 2007 – Dominic Moore to Minnesota for a third-round selection in the 2007 NHL Entry Draft

Overtime Record vs. Pittsburgh: 0-0-1

year by year

YEAR	PIT	ROAD	TOTAL	GF/GA
2000-01	1-0-0	0-1-0	1-1-0	4-5
2001-02	0-1-0	0-0-0	0-1-0	2-5
2002-03	0-0-0	0-0-1	0-0-1	1-1
2003-04	0-1-0	0-1-0	0-2-0	4-10
2004-05	No Season			
2005-06	0-1-0	0-0-0	0-1-0	0-5
2006-07	Did Not Play			
2007-08	0-0-0	1-0-0	1-0-0	4-2
TOTALS	1-3-0	1-2-1	2-5-1	15-28

PITTSBURGH PENGUINS vs. MINNESOTA WILD

2007-2008 REGULAR SEASON

at PITTSBURGH PENGUINS

at MINNESOTA WILD

Date	Score	W Goal
	no games	

Date	Score	W Goal
30 Oct '07	PIT 4 @ MIN 2	Petr Sykora

Individual Scoring

Player	PENGUINS								
	GP	G	A	P	+/-	PIM	PP	SH	
Sidney Crosby	1	1	3	4	3	0	0	0	
Evgeni Malkin	1	2	1	3	3	4	0	0	
Sergei Gonchar	1	0	2	2	0	0	0	0	
Ryan Malone	1	0	2	2	3	0	0	0	
Petr Sykora	1	1	0	1	-1	0	1	0	
Colby Armstrong	1	0	0	0	-1	0	0	0	
Erik Christensen	1	0	0	0	-1	0	0	0	
Mark Eaton	1	0	0	0	-1	0	0	0	
Adam Hall	1	0	0	0	0	7	0	0	
Tyler Kennedy	1	0	0	0	0	2	0	0	
Brooks Orpik	1	0	0	0	1	0	0	0	
Mark Recchi	1	0	0	0	0	0	0	0	
Gary Roberts	1	0	0	0	-1	0	0	0	
Rob Scuderi	1	0	0	0	0	0	0	0	
Jordan Staal	1	0	0	0	-1	0	0	0	
Darryl Sydor	1	0	0	0	1	0	0	0	
Maxime Talbot	1	0	0	0	-1	0	0	0	
Ryan Whitney	1	0	0	0	1	0	0	0	

Power Play: 1-1 100.0% / Penalty Killing: 2-2 100.0%

Player	WILD								
	GP	G	A	P	+/-	PIM	PP	SH	
Mikko Koivu	1	0	2	2	2	0	0	0	
Brian Rolston	1	1	0	1	0	0	0	0	
Stephane Veilleux	1	1	0	1	-1	0	0	0	
Brent Burns	1	0	1	1	-1	2	0	0	
Branko Radivojevic	1	0	1	1	-1	0	0	0	
Eric Belanger	1	0	0	0	-1	0	0	0	
Derek Boogaard	1	0	0	0	0	0	0	0	
Pierre-Marc Bouchard	1	0	0	0	0	0	0	0	
Cal Clutterbuck	1	0	0	0	0	0	0	0	
Kurtis Foster	1	0	0	0	0	0	0	0	
Matt Foy	1	0	0	0	-1	0	0	0	
Kim Johnsson	1	0	0	0	-1	0	0	0	
Petteri Nummelin	1	0	0	0	1	0	0	0	
Mark Parrish	1	0	0	0	0	0	0	0	
Nick Schultz	1	0	0	0	0	4	0	0	
James Sheppard	1	0	0	0	0	5	0	0	
Martin Skoula	1	0	0	0	-1	0	0	0	
Wes Walz	1	0	0	0	-1	0	0	0	

Power Play: 0-2 0.0% / Penalty Killing: 0-1 0.0%

Goaltending

Goalie	PENGUINS								
	GP	Min	WLOT	GA	SA	SV	GAA	SV%	
Dany Sabourin	1	60	1-0-0	2	30	28	2.00	.933	

Goalie	WILD								
	GP	Min	WLOT	GA	SA	SV	GAA	SV%	
Josh Harding	1	60	0-1-0	4	27	23	4.00	.852	

Goals by Period

	PENGUINS				
	1st	2nd	3rd	OT	Total
Goals	0	2	2	0	4

	WILD				
	1st	2nd	3rd	OT	Total
Goals	0	1	1	0	2

Shots by Period

	PENGUINS				
	1st	2nd	3rd	OT	Total
Shots	6	12	9	0	27

	WILD				
	1st	2nd	3rd	OT	Total
Shots	10	8	12	0	30

* - Overtime ** - Shootout



MONTREAL CANADIENS

Canadiens vs. Pens

2007-08 Record: 47-25-10, First place, Northeast Division, 3rd overall

2008 Playoff Record: Defeated Boston, 4-3, ECQF; Lost to Philadelphia, 4-1, ECSF

2007-08 Top Scorer: Alexei Kovalev (35-49-84)

All-time Montreal scorer vs. Pittsburgh:

Guy Lafleur (61gp, 44-53-97)

All-time Pittsburgh scorer vs. Montreal:

Mario Lemieux (41gp, 26-41-67)

Longest Montreal win streak vs. Pittsburgh:

10, Apr. 2, 1975 – Dec. 4, 1976

Longest Pittsburgh win streak vs. Montreal:

3, Jan. 23, 1988 – Oct. 29, 1988; Nov. 28, 1998 – Feb. 9, 1999

Longest Montreal undefeated streak vs. Pittsburgh:

18, Jan. 13, 1972 – Jan. 26, 1975 (15-0-3)

Longest Pittsburgh undefeated streak vs. Montreal:

5, Nov. 27, 1996 – Mar. 10, 1997 (2-0-3)

Last Montreal win at home:

Feb. 4, 2007 (4-3 OT) (0-2-0 since last win)

Last Pittsburgh win at home:

Mar. 16, 2007 (6-3) (0-1-1 since last win)

Last Montreal win at Pittsburgh:

Oct. 27, 2007 (4-3 SO) (0-0-0 since last win)

Last Pittsburgh win at Montreal:

Feb. 21, 2008 (5-4) (0-0-0 since last win)

Most goals by Montreal vs. Pittsburgh:

12, Feb. 22, 1979 (M, 12-0)

Most goals by Pittsburgh vs. Montreal:

7, Jan. 15, 1983 (M, 8-7); Dec. 7, 1995 (P, 7-5)

Most goals by both teams:

15, Jan. 15, 1983 (M, 8-7)

Last Montreal shutout vs. Pittsburgh:

Jan. 10, 2004 (8-0) – Jose Theodore

Last Pittsburgh shutout vs. Montreal:

Jan. 19, 2008 (2-0) – Dany Sabourin

Last Montreal hat-trick vs. Pittsburgh:

Nov. 18, 2002 – Saku Koivu

Last Pittsburgh hat-trick vs. Montreal:

Jan. 24, 2001 – Mario Lemieux

Last Pittsburgh trade with Montreal:

Dec. 23, 1987 – Perry Ganchar to Pittsburgh for future considerations

Overtime Record vs. Pittsburgh: 4-7-13

year by year

YEAR	PIT	ROAD	TOTAL	GF/GA
1967-68	0-2-0	0-2-0	0-4-0	11-16
1968-69	0-2-1	1-2-0	1-4-1	16-21
1969-70	2-1-0	0-3-0	2-4-0	15-19
1970-71	1-1-1	0-2-1	1-3-2	13-20
1971-72	1-1-1	0-3-0	1-4-1	16-25
1972-73	0-2-0	0-3-0	0-5-0	12-29
1973-74	0-3-0	0-1-1	0-4-1	10-21
1974-75	1-1-1	0-3-0	1-4-1	15-28
1975-76	0-3-0	0-3-0	0-6-0	19-35
1976-77	0-1-2	0-3-0	0-4-2	11-34
1977-78	1-2-0	0-3-0	1-5-0	19-35
1978-79	2-2-0	0-3-1	2-5-1	19-38
1979-80	1-0-1	0-2-0	1-2-1	14-22
1980-81	1-1-0	1-1-0	2-2-0	10-11
1981-82	1-0-0	0-2-0	1-2-0	9-14
1982-83	1-1-0	0-1-0	1-2-0	11-15
1983-84	0-0-1	0-2-0	0-2-1	6-11
1984-85	1-1-0	0-1-0	1-2-0	11-13
1985-86	0-1-0	0-1-1	0-2-1	10-13
1986-87	1-1-0	0-0-1	1-1-1	11-11
1987-88	1-0-0	1-1-0	2-1-0	11-8
1988-89	0-2-0	1-0-0	1-2-0	8-16
1989-90	1-0-0	0-2-0	1-2-0	4-17
1990-91	0-1-1	0-1-0	0-2-1	11-15
1991-92	1-0-0	0-2-0	1-2-0	8-9
1992-93	2-0-0	0-0-1	2-0-1	12-8
1993-94	1-1-0	0-2-1	1-3-1	7-20
1994-95	2-0-0	0-2-0	2-2-0	13-13
1995-96	1-2-0	0-2-0	1-4-0	17-23
1996-97	0-0-3	2-1-0	2-1-3	23-20
1997-98	1-2-0	2-0-1	3-2-1	14-10
1998-99	1-0-1	2-0-0	3-0-1	16-12
1999-00	1-1-0	0-2-0	1-3-0	8-16
2000-01	1-1-0	0-1-1	1-2-1	12-13
2001-02	0-2-0	0-2-0	0-4-0	2-9
2002-03	1-1-0	0-1-1	1-2-1	12-13
2003-04	0-2-0	0-2-0	0-4-0	5-20
2004-05	No Season			
2005-06	1-1-0	2-0-0	3-1-0	18-16
2006-07	2-0-0	0-1-1	2-1-1	16-17
2007-08	0-1-1	2-0-0	2-1-1	12-10
TOTALS	31-43-14	14-63-11	45-106-25	487-717

PITTSBURGH PENGUINS vs. MONTREAL CANADIENS

2007-2008 REGULAR SEASON

at PITTSBURGH PENGUINS

Date	Score	W Goal
27 Oct '07 **	MTL 4 @ PIT 3	Andrei Markov
10 Oct '07	MTL 3 @ PIT 2	Andrei Markov

at MONTREAL CANADIENS

Date	Score	W Goal
21 Feb '08	PIT 5 @ MTL 4	Sergei Gonchar
19 Jan '08	PIT 2 @ MTL 0	Jeff Taffe

Individual Scoring

PENGUINS										CANADIENS									
Player	GP	G	A	P	+/-	PIM	PP	SH		Player	GP	G	A	P	+/-	PIM	PP	SH	
Evgeni Malkin	4	2	6	8	3	2	0	0		Andrei Markov	4	2	2	4	-1	2	1	0	
Ryan Whitney	4	3	3	6	1	2	2	0		Saku Koivu	4	1	3	4	1	0	0	0	
Petr Sykora	4	1	4	5	2	0	1	0		Michael Ryder	4	2	1	3	3	0	0	0	
Ryan Malone	4	1	1	2	0	2	1	0		Alex Kovalev	4	1	2	3	-2	6	0	0	
Jarkko Ruutu	3	1	1	2	2	4	0	0		Roman Hamrik	4	1	1	2	0	4	1	0	
Sidney Crosby	2	1	1	2	-1	4	0	0		Christopher Higgins	4	1	1	2	1	0	1	0	
Mark Recchi	2	0	2	2	1	0	0	0		Tomas Plekanec	4	1	1	2	-2	2	1	0	
Sergei Gonchar	4	1	0	1	2	4	1	0		Josh Gorges	4	0	2	2	1	2	0	0	
Maxime Talbot	4	1	0	1	3	7	0	0		Mark Streit	4	0	2	2	-2	4	0	0	
Jeff Taffe	2	1	0	1	1	0	0	0		Mathieu Dandenault	4	1	0	1	-1	2	0	0	
Adam Hall	3	0	1	1	-1	2	0	0		Michael Komisarek	4	0	1	1	1	4	0	0	
Georges Laraque	3	0	1	1	1	2	0	0		Andrei Kostitsyn	4	0	1	1	1	0	0	0	
Colby Armstrong	4	0	0	0	-3	0	0	0		Sergei Kostitsyn	2	0	1	1	0	0	0	0	
Brooks Orpik	4	0	0	0	1	0	0	0		Ryan O'Byrne	1	0	1	1	0	2	0	0	
Rob Scuderi	4	0	0	0	2	0	0	0		Francis Bouillon	4	0	0	0	0	0	0	0	
Jordan Staal	4	0	0	0	-2	2	0	0		Guillaume Latendresse	4	0	0	0	-3	2	0	0	
Darryl Sydor	4	0	0	0	-3	2	0	0		Bryan Smolinski	4	0	0	0	-1	0	0	0	
Erik Christensen	3	0	0	0	-3	2	0	0		Tom Kostopoulos	3	0	0	0	-2	0	0	0	
Mark Eaton	2	0	0	0	-1	0	0	0		Steve Begin	2	0	0	0	0	2	0	0	
Tyler Kennedy	2	0	0	0	1	2	0	0		Kyle Chipchura	2	0	0	0	0	0	0	0	
Kristopher Letang	2	0	0	0	0	0	0	0		Maxim Lapierre	2	0	0	0	0	15	0	0	
Connor James	1	0	0	0	0	0	0	0											
Gary Roberts	1	0	0	0	-1	0	0	0											
Nathan Smith	1	0	0	0	0	0	0	0											
Ryan Stone	1	0	0	0	0	0	0	0											

Power Play: 4-14 28.6% / Penalty Killing: 11-16 68.8%

Power Play: 5-16 31.2% / Penalty Killing: 10-14 71.4%

Goaltending

PENGUINS										CANADIENS									
Goalie	GP	Min	WLOT	GA	SA	SV	GAA	SV%		Goalie	GP	Min	WLOT	GA	SA	SV	GAA	SV%	
Dany Sabourin	3	164	2-0-1	4	65	61	1.47	.938		Carey Price	2	125	2-0-0	5	51	46	2.40	.902	
Marc-Andre Fleury	2	80	0-1-0	6	50	44	4.51	.880		Cristobal Huet	2	118	0-2-0	6	55	49	3.06	.891	

Goals by Period

PENGUINS						CANADIENS					
	1st	2nd	3rd	OT	Total		1st	2nd	3rd	OT	Total
Goals	3	4	5	0	12	Goals	2	5	3	0	10

Shots by Period

PENGUINS						CANADIENS					
	1st	2nd	3rd	OT	Total		1st	2nd	3rd	OT	Total
Shots	36	39	31	1	107	Shots	36	47	29	3	115

* - Overtime ** - Shootout



NASHVILLE PREDATORS

Predators vs. Pens

2007-08 Record: 41-32-9; Second Place, Central Division, 17th overall

2008 Playoff Record: Lost to Detroit, 4-2, ECQF

2007-08 Top Scorer: J.P. Dumont (29-43-72)

All-time Nashville scorer vs. Pittsburgh:
Scott Walker (12gp, 3-10-13)

All-time Pittsburgh scorer vs. Nashville:
Jaromir Jagr (6gp, 1-8-9)

Longest Nashville win streak vs. Pittsburgh:
1, 3 times, last time Feb. 6, 2007

Longest Pittsburgh win streak vs. Nashville:
1, 3 times, last time – Feb. 6, 2007

Longest Nashville undefeated streak vs. Pittsburgh:
6, Nov. 23, 2001 – Jan. 15, 2006 (5-0-1)

Longest Pittsburgh undefeated streak vs. Nashville:
3, Feb. 13, 1999 – Nov. 13, 1999 (2-0-1)

Last Nashville win at home:
Jan. 15, 2006 (5-4) (0-0-0 since last win)

Last Pittsburgh win at home:
Feb. 6, 2007 (4-1) (0-0-0 since last win)

Last Nashville win at Pittsburgh:
Mar. 4, 2004 (9-4) (0-1-0 since last win)

Last Pittsburgh win at Nashville:
Feb. 13, 1999 (3-2 OT) (0-5-0 since last win)

Most goals by Nashville vs. Pittsburgh:
9, Mar. 4, 2004 (N, 9-4)

Most goals by Pittsburgh vs. Nashville:
6, Nov. 13, 1999 (P, 6-2)

Most goals by both teams:
13, Mar. 4, 2004 (N, 9-4)

Last Nashville shutout vs. Pittsburgh:
Feb. 27, 2003 (6-0) – Tomas Vukoun

Last Pittsburgh shutout vs. Nashville:
None

Last Nashville hat-trick vs. Pittsburgh:
None

Last Pittsburgh hat-trick vs. Nashville: None

Last Pittsburgh trade with Nashville:
Jul. 19, 2006 – Dominic Moore and Libor Pivko to Pittsburgh for a 2007 third-round pick.

Overtime Record vs. Pittsburgh: 0-1-2

year by year

YEAR	PIT	ROAD	TOTAL	GF/GA
1998-99	0-0-1	1-0-0	1-0-1	4-3
1999-00	1-0-0	0-1-0	1-1-0	8-6
*2000-01	0-1-0	1-0-0	1-1-0	4-4
2001-02	0-0-0	0-1-0	0-1-0	0-5
2002-03	0-0-1	0-1-0	0-1-1	2-8
2003-04	0-1-0	0-1-0	0-2-0	6-12
2004-05	No Season			
2005-06	0-0-0	0-1-0	0-1-0	4-5
2006-07	1-0-0	0-0-0	1-0-0	4-1
2007-08	Did Not Play			
TOTALS	2-2-2	2-5-0	4-7-2	32-44

* = Games played in Japan

PITTSBURGH PENGUINS vs. NASHVILLE PREDATORS

2006-2007 REGULAR SEASON

(DID NOT PLAY IN 2007-08)

at PITTSBURGH PENGUINS

Date	Score	W Goal
06 Feb '07	NSH 1 @ PIT 4	Evgeni Malkin

at NASHVILLE PREDATORS

Date	Score	W Goal
	no games	

Individual Scoring

PENGUINS										PREDATORS									
Player	GP	G	A	P	+/-	PIM	PP	SH		Player	GP	G	A	P	+/-	PIM	PP	SH	
Mark Recchi	1	1	2	3	1	0	0	0		Scott Nichol	1	1	0	1	0	0	0	0	
Evgeni Malkin	1	1	1	2	0	2	1	0		Sheldon Brookbank	1	0	1	1	0	2	0	0	
Sidney Crosby	1	0	2	2	2	2	0	0		Scott Hartnell	1	0	1	1	1	4	0	0	
Jarkko Ruutu	1	1	0	1	1	0	0	0		Jason Arnott	1	0	0	0	-1	2	0	0	
Jordan Staal	1	1	0	1	1	0	0	0		Jean-Pierre Dumont	1	0	0	0	-1	0	0	0	
Colby Armstrong	1	0	1	1	1	0	0	0		Martin Erat	1	0	0	0	-1	0	0	0	
Sergei Gonchar	1	0	1	1	1	0	0	0		Vernon Fiddler	1	0	0	0	0	0	0	0	
Erik Christensen	1	0	0	0	0	0	0	0		Dan Hamhuis	1	0	0	0	-1	0	0	0	
Mark Eaton	1	0	0	0	1	0	0	0		Darcy Hordichuk	1	0	0	0	0	5	0	0	
Ryan Malone	1	0	0	0	0	2	0	0		Paul Kariya	1	0	0	0	-2	0	0	0	
Dominic Moore	1	0	0	0	-1	2	0	0		David Legwand	1	0	0	0	-1	0	0	0	
Alain Nasreddine	1	0	0	0	1	0	0	0		Alexander Radulov	1	0	0	0	-1	0	0	0	
Brooks Orpik	1	0	0	0	0	0	0	0		Jerred Smithson	1	0	0	0	0	0	0	0	
Michel Ouellet	1	0	0	0	0	0	0	0		Steve Sullivan	1	0	0	0	-2	0	0	0	
Ronald Petrovicky	1	0	0	0	0	0	0	0		Ryan Suter	1	0	0	0	-2	0	0	0	
Rob Scuderi	1	0	0	0	1	2	0	0		Kimmo Timonen	1	0	0	0	-1	2	0	0	
Maxime Talbot	1	0	0	0	1	5	0	0		Greg Zanon	1	0	0	0	1	0	0	0	
Ryan Whitney	1	0	0	0	0	0	0	0		Marek Zidlicky	1	0	0	0	0	6	0	0	

Power Play: 1-7 14.3% / Penalty Killing: 4-4 100.0%

Power Play: 0-4 0.0% / Penalty Killing: 6-7 85.7%

Goaltending

PENGUINS										PREDATORS									
Goalie	GP	Min	WLOT	GA	SA	SV	GAA	SV%		Goalie	GP	Min	WLOT	GA	SA	SV	GAA	SV%	
Marc-Andre Fleury	1	59	1-0-0	1	26	25	1.01	.962		Chris Mason	1	59	0-1-0	3	25	22	3.03	.880	

Goals by Period

PENGUINS						PREDATORS					
	1st	2nd	3rd	OT	Total		1st	2nd	3rd	OT	Total
Goals	0	2	2	0	4	Goals	1	0	0	0	1

Shots by Period

PENGUINS						PREDATORS					
	1st	2nd	3rd	OT	Total		1st	2nd	3rd	OT	Total
Shots	10	9	7	0	26	Shots	5	14	7	0	26

* - Overtime ** - Shootout



NEW JERSEY DEVILS

Franchise played as Kansas City Scouts from 1974-75 to 1975-76 and Colorado Rockies from 1976-77 to 1981-82

Devils vs. Pens

2007-08 Record: 46-29-7; Second Place, Atlantic Division, 6th overall

2008 Playoff Record: Lost to New York, 4-1, ECQF

2007-08 Top Scorer: Zach Parise (32-33-65)

All-time New Jersey scorer vs. Pittsburgh:

John MacLean (69gp, 32-27-59)

All-time Pittsburgh scorer vs. New Jersey:

Mario Lemieux (74gp, 47-88-135)

Longest New Jersey win streak vs. Pittsburgh:

5, 3 times, last time Dec. 26, 2001 – Dec. 19, 2002

Longest Pittsburgh win streak vs. New Jersey:

5, Feb. 22, 1981 – Mar. 21, 1982

Longest New Jersey undefeated streak vs. Pittsburgh:

7, Dec. 23, 1987 – Dec. 23, 1988 (5-0-2)

Longest Pittsburgh undefeated streak vs. New Jersey:

6, Feb. 22, 1981 – Oct. 5, 1982 (5-0-1);

Jan. 6, 1986 – Oct. 18, 1986 (5-0-1)

Last New Jersey win at home:

Feb. 4, 2008 (4-3) (0-1-0 since last win)

Last Pittsburgh win at home:

Mar. 22, 2008 (7-1) (0-0-0 since last win)

Last New Jersey win at Pittsburgh:

Nov. 21, 2007 (2-1) (0-1-0 since last win)

Last Pittsburgh win at New Jersey:

Mar. 25, 2008 (2-0) (0-0-0 since last win)

Most goals by New Jersey vs. Pittsburgh: 9, Oct. 28, 2000 (NJ, 9-0)

Most goals by Pittsburgh vs. New Jersey:

9, Dec. 13, 1990 (P, 9-5)

Most goals by both teams:

14, Oct. 29, 1986 (NJ, 8-6); Dec. 31, 1988 (P, 8-6);

Dec. 13, 1990 (P, 9-5)

Last New Jersey shutout vs. Pittsburgh:

Feb. 27, 2007 (1-0) – Martin Brodeur

Last Pittsburgh shutout vs. New Jersey:

Mar. 25, 2008 – Marc-Andre Fleury

Last New Jersey hat-trick vs. Pittsburgh:

Apr. 15, 2006 – Patrick Elias

Last Pittsburgh hat-trick vs. New Jersey:

Nov. 13, 2001 – Alexei Kovalev

Last Pittsburgh trade with New Jersey:

March 2002 – Stephane Richer to New Jersey for future considerations

Overtime Record vs. Pittsburgh: 6-4-10

year by year

YEAR	PIT	ROAD	TOTAL	GF/GA
1974-75	1-0-1	1-0-1	2-0-2	19-14
1975-76	2-0-0	0-1-1	2-1-1	18-10
1976-77	1-1-0	1-1-0	2-2-0	11-11
1977-78	1-1-0	1-0-1	2-1-1	14-13
1978-79	2-0-0	1-1-0	3-1-0	21-13
1979-80	2-0-0	0-2-0	2-2-0	10-15
1980-81	2-0-0	1-1-0	3-1-0	20-13
1981-82	2-0-0	1-0-0	3-0-0	17-5
1982-83	1-2-1	0-1-2	1-3-3	23-26
1983-84	2-1-0	2-2-0	4-3-0	28-27
1984-85	1-3-0	1-2-0	2-5-0	25-34
1985-86	2-1-0	2-1-1	4-2-1	28-22
1986-87	2-2-0	1-2-0	3-4-0	34-31
1987-88	0-3-0	1-3-0	1-6-0	21-38
1988-89	3-0-1	1-1-1	4-1-2	29-24
1989-90	1-2-0	1-2-1	2-4-1	22-29
1990-91	4-0-0	0-3-0	4-3-0	37-31
1991-92	1-2-0	1-3-0	2-5-0	20-31
1992-93	3-1-0	3-1-1	6-2-1	33-25
1993-94	1-0-1	0-2-0	1-2-1	10-17
1994-95	1-0-0	0-0-2	1-0-2	11-8
1995-96	1-1-0	1-0-1	2-1-1	11-9
1996-97	0-2-0	1-1-0	1-3-0	12-13
1997-98	1-1-0	1-1-0	2-2-0	8-10
1998-99	0-2-0	1-2-0	1-4-0	13-17
1999-00	1-2-0	1-1-0	2-3-0	14-15
2000-01	1-1-0	2-0-1	3-1-1	17-21
2001-02	1-2-0	1-1-0	2-3-0	15-11
2002-03	0-2-0	1-2-0	1-4-0	10-14
2003-04	0-3-0	1-2-0	1-5-0	7-17
2004-05	No Season			
2005-06	2-1-1	1-3-0	3-4-1	27-30
2006-07	1-2-1	2-2-0	3-4-1	18-20
2007-08	1-3-0	3-0-1	4-3-1	28-17
TOTALS	44-41-6	35-44-14	79-85-20	631-631

PITTSBURGH PENGUINS vs. NEW JERSEY DEVILS

2007-2008 REGULAR SEASON

at PITTSBURGH PENGUINS

Date	Score	W Goal
22 Mar '08	NJD 1 @ PIT 7	Ryan Malone
21 Nov '07	NJD 2 @ PIT 1	Zach Parise
12 Nov '07	NJD 3 @ PIT 2	Patrik Elias
17 Oct '07	NJD 5 @ PIT 4	Arron Asham

at NEW JERSEY DEVILS

Date	Score	W Goal
25 Mar '08	PIT 2 @ NJD 0	Ryan Malone
04 Feb '08 *	PIT 3 @ NJD 4	Zach Parise
29 Jan '08	PIT 4 @ NJD 2	Ryan Malone
05 Nov '07	PIT 5 @ NJD 0	Sidney Crosby

Individual Scoring

PENGUINS										DEVILS									
Player	GP	G	A	P	+/-	PIM	PP	SH		Player	GP	G	A	P	+/-	PIM	PP	SH	
Evgeni Malkin	8	5	6	11	6	0	3	0		Zach Parise	8	4	6	10	-3	10	3	0	
Sergei Gonchar	8	1	9	10	6	6	1	0		Patrik Elias	7	2	5	7	0	6	0	0	
Petr Sykora	8	3	6	9	2	4	0	0		Brian Gionta	8	1	4	5	-2	2	0	1	
Ryan Malone	8	6	2	8	5	18	4	1		John Madden	8	1	3	4	-2	2	0	0	
Sidney Crosby	4	3	3	6	2	6	1	0		Travis Zajac	8	3	0	3	-4	9	2	0	
Maxime Talbot	7	1	5	6	4	6	0	0		David Clarkson	8	1	2	3	-3	16	0	0	
Marian Hossa	2	1	3	4	3	0	0	0		Jamie Langenbrunner	4	1	2	3	-4	2	1	0	
Brooks Orpik	8	0	4	4	3	4	0	0		Michael Rupp	7	2	0	2	-2	0	1	0	
Ryan Whitney	7	0	4	4	0	0	0	0		Jay Pandolfo	7	1	1	2	0	2	0	0	
Erik Christensen	6	2	1	3	1	10	0	0		Dainius Zubrus	8	0	2	2	-3	8	0	0	
Jordan Staal	8	2	0	2	-1	6	1	0		Arron Asham	5	1	0	1	-1	6	0	0	
Gary Roberts	4	1	1	2	1	4	1	0		Mike Mottau	8	0	1	1	-2	4	0	0	
Pascal Dupuis	1	1	1	2	2	4	0	0		David Johnny Oduya	8	0	1	1	0	6	0	0	
Darryl Sydor	7	0	2	2	-2	2	0	0		Paul Martin	7	0	1	1	-2	2	0	0	
Kristopher Letang	5	0	2	2	0	0	0	0		Rod Pelley	7	0	1	1	0	0	0	0	
Jarkko Ruutu	7	1	0	1	-1	8	0	0		Sergei Brylin	8	0	0	0	-2	2	0	0	
Adam Hall	4	1	0	1	0	2	0	0		Vitaly Vishnevski	7	0	0	0	-3	6	0	0	
Georges Laraque	7	0	1	1	1	6	0	0		Andy Greene	6	0	0	0	-1	2	0	0	
Rob Scuderi	7	0	0	0	1	0	0	0		Karel Rachunek	5	0	0	0	0	0	0	0	
Mark Eaton	4	0	0	0	1	0	0	0		Colin (John) White	5	0	0	0	-2	2	0	0	
Tyler Kennedy	4	0	0	0	-1	0	0	0		Sheldon Brookbank	4	0	0	0	-2	2	0	0	
Jeff Taffe	4	0	0	0	-2	0	0	0		Barry Tallackson	1	0	0	0	0	0	0	0	
Colby Armstrong	3	0	0	0	2	4	0	0											
Mark Recchi	3	0	0	0	-1	4	0	0											
Hal Gill	2	0	0	0	3	0	0	0											
Alain Nasreddine	2	0	0	0	1	0	0	0											
Nathan Smith	2	0	0	0	0	0	0	0											
Jonathan Filewich	1	0	0	0	0	0	0	0											
Connor James	1	0	0	0	0	0	0	0											
Christopher Minard	1	0	0	0	0	0	0	0											
Ryan Stone	1	0	0	0	-1	0	0	0											

Power Play: 7-37 18.9% / Penalty Killing: 23-34 67.6%

Power Play: 11-34 32.4% / Penalty Killing: 30-37 81.1%

Goaltending

PENGUINS										DEVILS									
Goalie	GP	Min	WLOT	GA	SA	SV	GAA	SV%		Goalie	GP	Min	WLOT	GA	SA	SV	GAA	SV%	
Marc-Andre Fleury	4	238	2-2-0	8	119	111	2.02	.933		Martin Brodeur	7	388	3-4-0	22	179	157	3.40	.877	
Ty Conklin	2	120	1-0-1	6	50	44	2.99	.880		Kevin Weekes	3	90	1-0-0	5	40	35	3.33	.875	
Dany Sabourin	2	120	1-1-0	3	41	38	1.50	.927											

Goals by Period

PENGUINS						DEVILS					
	1st	2nd	3rd	OT	Total		1st	2nd	3rd	OT	Total
Goals	6	11	11	0	28	Goals	7	4	5	1	17

Shots by Period

PENGUINS						DEVILS					
	1st	2nd	3rd	OT	Total		1st	2nd	3rd	OT	Total
Shots	68	80	72	0	220	Shots	81	62	66	1	210



NEW YORK ISLANDERS

Islanders vs. Pens

2007-08 Record: 35-38-9; Fifth place, Atlantic Division, 26th overall

2008 Playoff Record: Did not qualify

2007-08 Top Scorer: Mike Comrie (21-28-49)

All-time Islanders scorer vs. Pittsburgh:

Bryan Trottier (82gp, 47-58-105)

All-time Pittsburgh scorer vs. Islanders:

Mario Lemieux (72gp, 50-80-130)

Longest Islanders win streak vs. Pittsburgh:

6, Dec. 20, 1983 – Nov. 10, 1984

Longest Pittsburgh win streak vs. Islanders:

4, Dec. 3, 1988 – Jan. 10, 1989; Mar. 12, 1992 – Dec. 1, 1992

Longest Islanders undefeated streak vs. Pittsburgh:

9, Feb. 1, 1986 – Mar. 10, 1987 (7-0-2)

Longest Pittsburgh undefeated streak vs. Islanders:

9, Oct. 17, 1972 – Mar. 20, 1974 (6-0-3)

Last Islanders win at home:

Mar. 24, 2008 (4-1) (0-0-0 since last win)

Last Pittsburgh win at home:

Mar. 27, 2008 (3-1) (0-0-0 since last win)

Last Islanders win at Pittsburgh:

Dec. 21, 2007 (4-2) (0-1-0 since last win)

Last Pittsburgh win at Islanders:

Feb. 26, 2008 (4-2) (0-1-0 since last win)

Most goals by Islanders vs. Pittsburgh:

11, Dec. 20, 1983 (NY, 11-3)

Most goals by Pittsburgh vs. Islanders:

9, Dec. 13, 1972 (P, 9-1); Dec. 30, 1999 (P, 9-3)

Most goals by both teams:

15, Feb. 6, 1990 (NY, 8-7)

Last Islanders shutout vs. Pittsburgh:

Jan. 9, 1986 (9-0) – Kelly Hrudey

Last Pittsburgh shutout vs. Islanders:

Mar. 21, 2006 (4-0) – Sabastien Caron

Last Islanders hat-trick vs. Pittsburgh:

Feb. 4, 2006 – Miroslav Satan

Last Pittsburgh hat-trick vs. Islanders:

Feb. 19, 2007 – Ryan Malone

Last Pittsburgh trade with Islanders:

March 8, 2004 – Steve Webb to NY Islanders for Alain Nasreddine

Overtime Record vs. Pittsburgh: 7-7-10

year by year

YEAR	PIT	ROAD	TOTAL	GF/GA
1972-73	2-0-1	2-0-0	4-0-1	22-4
1973-74	0-0-2	2-1-0	2-1-2	9-8
1974-75	2-0-0	0-2-0	2-2-0	15-10
1975-76	1-1-0	0-1-1	1-2-1	15-21
1976-77	1-1-0	1-1-0	2-2-0	11-13
1977-78	1-0-1	0-2-0	1-2-1	14-15
1978-79	0-1-1	0-0-2	0-1-3	11-13
1979-80	0-0-2	1-0-1	1-0-3	10-9
1980-81	2-0-0	0-1-1	2-1-1	19-16
1981-82	2-2-0	0-4-0	2-6-0	22-40
1982-83	1-2-0	1-3-0	2-5-0	13-29
1983-84	0-4-0	1-2-0	1-6-0	26-38
1984-85	2-1-0	0-4-0	2-5-0	20-30
1985-86	1-2-1	0-3-0	1-5-1	21-38
1986-87	0-2-1	0-3-1	0-5-2	19-29
1987-88	2-1-1	2-1-0	4-2-1	32-28
1988-89	3-0-0	1-2-1	4-2-1	32-26
1989-90	3-1-0	0-2-1	3-3-1	32-35
1990-91	2-1-0	3-1-0	5-2-0	33-23
1991-92	2-1-1	3-0-0	5-1-1	39-31
1992-93	2-2-0	2-1-0	4-3-0	26-21
1993-94	0-2-0	2-0-0	2-2-0	11-14
1994-95	2-0-0	1-1-0	3-1-0	16-10
1995-96	1-1-0	2-0-0	3-1-0	19-16
1996-97	1-1-0	1-1-0	2-2-0	12-14
1997-98	1-1-0	1-1-0	2-2-0	14-11
1998-99	1-2-0	1-1-0	2-3-0	12-20
1999-00	2-0-0	2-1-0	4-1-0	26-12
2000-01	2-1-0	0-2-0	2-3-0	17-17
2001-02	0-1-1	2-1-0	2-2-1	17-19
2002-03	1-2-0	0-2-0	1-4-0	13-22
2003-04	0-1-2	1-2-0	1-3-2	16-26
2004-05	No Season			
2005-06	2-0-2	2-0-2	4-0-4	32-18
2006-07	3-1-0	1-3-0	4-4-0	29-28
2007-08	3-1-0	2-2-0	5-3-0	22-21
TOTALS	48-36-16	37-51-10	85-87-26	697-725

PITTSBURGH PENGUINS vs. NEW YORK ISLANDERS

2007-2008 REGULAR SEASON

at PITTSBURGH PENGUINS

Date	Score	W Goal
27 Mar '08	NYI 1 @ PIT 3	Jarkko Ruutu
07 Feb '08	NYI 3 @ PIT 4	Kristopher Letang
21 Dec '07	NYI 4 @ PIT 2	Blake Comeau
15 Nov '07	NYI 2 @ PIT 3	Georges Laraque

at NEW YORK ISLANDERS

Date	Score	W Goal
24 Mar '08	PIT 1 @ NYI 4	Bill Guerin
26 Feb '08	PIT 4 @ NYI 2	Jordan Staal
15 Dec '07	PIT 3 @ NYI 2	Tyler Kennedy
03 Nov '07	PIT 2 @ NYI 3	Miroslav Satan

Individual Scoring

PENGUINS										ISLANDERS									
Player	GP	G	A	P	+/-	PIM	PP	SH		Player	GP	G	A	P	+/-	PIM	PP	SH	
Evgeni Malkin	8	2	7	9	-6	10	0	0		Josef Vasicek	8	3	4	7	7	2	0	0	
Tyler Kennedy	7	2	4	6	1	11	1	0		Trent Hunter	8	3	3	6	-2	2	0	0	
Ryan Whitney	7	3	2	5	-2	4	2	0		Miroslav Satan	7	3	3	6	4	7	0	0	
Petr Sykora	8	2	3	5	-3	9	2	0		Bill Guerin	8	1	4	5	2	8	0	0	
Georges Laraque	8	2	2	4	0	6	0	0		Mike Comrie	6	3	1	4	0	22	1	0	
Sergei Gonchar	7	1	3	4	-1	4	0	0		Richard Park	8	2	2	4	-2	4	1	1	
Sidney Crosby	5	1	3	4	0	4	0	0		Freddy Meyer	5	0	4	4	2	2	0	0	
Jordan Staal	8	2	1	3	-1	6	1	0		Ruslan Fedotenko	6	2	1	3	0	4	2	0	
Jarkko Ruutu	7	1	2	3	3	12	0	1		Sean Bergenheim	7	1	2	3	1	10	1	0	
Jeff Taffe	4	1	2	3	2	2	1	0		Andy Hilbert	6	1	2	3	1	2	0	0	
Ryan Malone	7	2	0	2	-2	2	1	0		Blake Comeau	5	1	1	2	0	0	0	0	
Kristopher Letang	7	1	1	2	-4	2	0	0		Brendan Witt	5	0	2	2	0	4	0	0	
Gary Roberts	4	0	2	2	0	5	0	0		Mike Sillinger	4	0	2	2	-1	4	0	0	
Erik Christensen	4	1	0	1	-1	0	0	0		Jeff Tambellini	4	0	2	2	0	2	0	0	
Connor James	2	1	0	1	0	0	1	0		Frans Nielsen	2	1	0	1	0	0	0	0	
Brooks Orpik	7	0	1	1	3	6	0	0		Radek Martinek	8	0	1	1	2	4	0	0	
Maxime Talbot	6	0	1	1	2	5	0	0		Bruno Gervais	6	0	1	1	0	6	0	0	
Hal Gill	2	0	1	1	0	0	0	0		Tim Jackman	5	0	1	1	1	9	0	0	
Christopher Minard	2	0	1	1	0	0	0	0		Andy Sutton	5	0	1	1	2	11	0	0	
Rob Scuderi	8	0	0	0	-2	2	0	0		Marc-Andre Bergeron	2	0	1	1	0	0	0	0	
Darryl Sydor	7	0	0	0	-1	5	0	0		Kyle Okposo	2	0	1	1	-1	0	0	0	
Mark Eaton	4	0	0	0	3	0	0	0		Matthew Spiller	2	0	1	1	2	0	0	0	
Adam Hall	4	0	0	0	-1	0	0	0		Aaron Johnson	5	0	0	0	-1	6	0	0	
Colby Armstrong	3	0	0	0	-1	2	0	0		Bryan Berard	4	0	0	0	-3	2	0	0	
Marian Hossa	2	0	0	0	-3	2	0	0		Chris Campoli	4	0	0	0	1	0	0	0	
Nathan Smith	2	0	0	0	0	0	0	0		Jeremy Colliton	3	0	0	0	-1	4	0	0	
Kris Beech	1	0	0	0	1	2	0	0		Rob Davison	3	0	0	0	2	6	0	0	
Pascal Dupuis	1	0	0	0	0	0	0	0		Chris Simon	3	0	0	0	-1	12	0	0	
Alain Nasreddine	1	0	0	0	-2	2	0	0		Steve Regier	2	0	0	0	0	0	0	0	
Mark Recchi	1	0	0	0	-1	0	0	0		Ben Walter	1	0	0	0	0	0	0	0	

Power Play: 9-38 23.7% / Penalty Killing: 30-35 85.7%

Power Play: 5-35 14.3% / Penalty Killing: 29-38 76.3%

Goaltending

PENGUINS									ISLANDERS									
Goalie	GP	Min	WLOT	GA	SA	SV	GAA	SV%		Goalie	GP	Min	WLOT	GA	SA	SV	GAA	SV%
Marc-Andre Fleury	3	178	2-1-0	6	95	89	2.02	.937		Wade Dubielewicz	3	145	2-1-0	4	65	61	1.66	.938
Ty Conklin	3	180	2-1-0	9	120	111	3.00	.925		Rick Dipietro	6	331	1-4-0	18	159	141	3.27	.887
Dany Sabourin	2	120	1-1-0	6	53	47	3.01	.887										

Goals by Period

PENGUINS						ISLANDERS					
	1st	2nd	3rd	OT	Total		1st	2nd	3rd	OT	Total
Goals	10	8	4	0	22	Goals	5	9	7	0	21

Shots by Period

PENGUINS						ISLANDERS					
	1st	2nd	3rd	OT	Total		1st	2nd	3rd	OT	Total
Shots	82	80	62	0	224	Shots	90	87	91	0	268



NEW YORK RANGERS

Rangers vs. Pens

2007-08 Record: 42-27-13; Third Place, Atlantic Division, 9th overall

2008 Playoff Record: Defeated New Jersey, 4-1, ECQF; Lost to Pittsburgh, 4-1, ECSF

2007-08 Top Scorer: Jaromir Jagr (25-46-71)

All-time Rangers scorer vs. Pittsburgh:
Brian Leetch (72gp, 19-70-89)

All-time Pittsburgh scorer vs. Rangers:
Mario Lemieux (70gp, 61-71-132)

Longest Rangers win streak vs. Pittsburgh:
5, Nov. 18, 1973 – Nov. 24, 1974

Longest Pittsburgh win streak vs. Rangers:
6, Mar. 11, 2000 – Mar. 2, 2001

Longest Rangers undefeated streak vs. Pittsburgh:
12, Jan. 7, 1970 – Oct. 30, 1971 (8-0-4)

Longest Pittsburgh undefeated streak vs. Rangers:
9, Mar. 11, 2000 – Jan. 5, 2002 (8-0-1)

Last Rangers win at home:
Mar. 31, 2008 (2-1 OT) (0-0-0 since last win)

Last Pittsburgh win at home:
Mar. 30, 2008 (3-1) (0-0-0 since last win)

Last Rangers win at Pittsburgh:
Nov. 17, 2007 (4-3 OT) (0-2-0 since last win)

Last Pittsburgh win at Rangers:
Mar. 1, 2007 (4-3 SO) (0-5-0 since last win)

Most goals by Rangers vs. Pittsburgh: 11, Nov. 25, 1992 (NY, 11-3)

Most goals by Pittsburgh vs. Rangers: 10, Apr. 9, 1993 (P, 10-4)

Most goals by both teams:
14, three times, last time – Oct. 14, 2000 (P, 8-6)

Last Rangers shutout vs. Pittsburgh:
Feb. 14, 2003 (1-0) – Mike Dunham

Last Pittsburgh shutout vs. Rangers:
Oct. 23, 2007 (1-0) – Marc-Andre Fleury

Last Rangers hat-trick vs. Pittsburgh:
Nov. 15, 2005 – Jaromir Jagr

Last Pittsburgh hat-trick vs. Rangers:
Jan. 14, 2008 – Evgeni Malkin

Last Pittsburgh trade with Rangers:
Feb. 10, 2003 – Alexei Kovalev, Dan LaCouture, Janne Laukkanen and Mike Wilson to New York for Rico Fata, Mikael Samuelsson, Richard Lintner and Joel Bouchard

Overtime Record vs. Pittsburgh: 7-15-12

year by year

YEAR	PIT	ROAD	TOTAL	GF/GA
1967-68	0-1-1	0-2-0	0-3-1	7-15
1968-69	1-2-0	0-3-0	1-5-0	16-27
1969-70	0-3-0	1-1-1	1-4-1	7-18
1970-71	0-3-0	0-2-1	0-5-1	7-24
1971-72	1-1-1	0-2-1	1-3-2	12-22
1972-73	1-1-0	1-2-0	2-3-0	16-24
1973-74	0-3-0	1-1-0	1-4-0	12-25
1974-75	1-1-0	1-1-0	2-2-0	22-20
1975-76	2-0-0	1-1-0	3-1-0	23-12
1976-77	0-1-1	2-0-0	2-1-1	12-8
1977-78	1-0-1	1-0-1	2-0-2	16-12
1978-79	1-1-0	1-1-0	2-2-0	15-7
1979-80	1-1-0	1-1-0	2-2-0	15-14
1980-81	1-1-0	1-0-1	2-1-1	17-14
1981-82	1-2-1	2-2-0	3-4-1	32-35
1982-83	1-2-1	0-3-0	1-5-1	19-34
1983-84	1-2-0	1-3-0	2-5-0	25-35
1984-85	2-2-0	1-2-0	3-4-0	29-34
1985-86	1-1-1	3-1-0	4-2-1	28-24
1986-87	1-2-1	1-1-1	2-3-2	23-26
1987-88	2-0-1	1-2-1	3-2-2	29-27
1988-89	2-1-1	1-2-0	3-3-1	32-32
1989-90	2-0-1	3-1-0	5-1-1	34-23
1990-91	2-2-0	2-1-0	4-3-0	32-28
1991-92	1-2-0	1-3-0	2-5-0	25-32
1992-93	2-1-0	3-1-0	5-2-0	31-24
1993-94	2-0-0	0-2-0	2-2-0	19-18
1994-95	2-0-0	1-0-0	3-0-0	13-10
1995-96	1-1-0	1-1-0	2-2-0	15-13
1996-97	0-2-0	0-2-0	0-4-0	8-26
1997-98	1-0-1	1-1-0	2-1-1	8-8
1998-99	0-0-2	1-1-1	1-1-3	10-14
1999-00	2-1-0	1-1-0	3-2-0	19-15
2000-01	2-0-0	2-0-1	4-0-1	28-19
2001-02	3-0-0	0-2-0	3-2-0	13-10
2002-03	1-1-0	2-1-0	3-2-0	16-6
2003-04	1-2-0	2-1-0	3-3-0	20-23
2004-05	No Season			
2005-06	2-2-0	1-3-0	3-5-0	18-30
2006-07	3-0-1	2-1-1	5-1-2	21-18
2007-08	3-0-1	0-3-1	3-3-2	16-21
TOTALS	51-45-16	44-58-11	95-103-27	760-827

PITTSBURGH PENGUINS vs. NEW YORK RANGERS

2007-2008 REGULAR SEASON

at PITTSBURGH PENGUINS

Date	Score	W Goal
30 Mar '08	NYR 1 @ PIT 3	Evgeni Malkin
14 Jan '08	NYR 1 @ PIT 4	Evgeni Malkin
17 Nov '07 *	NYR 4 @ PIT 3	Jason Strudwick
23 Oct '07	NYR 0 @ PIT 1	Evgeni Malkin

at NEW YORK RANGERS

Date	Score	W Goal
31 Mar '08 *	PIT 1 @ NYR 2	Chris Drury
18 Mar '08	PIT 2 @ NYR 5	Fredrik Sjostrom
18 Dec '07	PIT 0 @ NYR 4	Scott Gomez
08 Nov '07	PIT 2 @ NYR 4	Sean Avery

Individual Scoring

PENGUINS									RANGERS								
Player	GP	G	A	P	+/-	PIM	PP	SH	Player	GP	G	A	P	+/-	PIM	PP	SH
Sidney Crosby	7	1	7	8	4	2	0	0	Scott Gomez	8	3	4	7	-2	6	1	0
Evgeni Malkin	8	5	2	7	1	6	3	0	Michal Rozsival	8	3	4	7	2	8	1	1
Sergei Gonchar	8	2	4	6	3	4	1	0	Jaromir Jagr	8	2	5	7	1	2	2	0
Maxime Talbot	7	3	0	3	2	2	0	1	Chris Drury	8	2	4	6	-1	4	2	0
Petr Sykora	8	1	2	3	-3	4	0	0	Sean Avery	5	3	2	5	3	13	1	0
Jordan Staal	8	1	1	2	-3	4	0	0	Brandon Dubinsky	8	2	2	4	2	7	1	0
Marian Hossa	3	1	1	2	0	2	0	0	Martin Straka	5	2	2	4	-1	2	0	0
Rob Scuderi	7	0	2	2	1	2	0	0	Daniel Girardi	8	1	3	4	0	0	1	0
Darryl Sydor	7	0	2	2	-3	0	0	0	Paul Mara	7	0	3	3	-3	12	0	0
Ryan Whitney	7	0	2	2	-4	2	0	0	Marc Staal	8	0	2	2	0	10	0	0
Pascal Dupuis	3	0	2	2	-1	2	0	0	Brendan Shanahan	7	0	2	2	-1	0	0	0
Jarkko Ruutu	7	1	0	1	-1	15	0	0	Ryan Callahan	5	1	0	1	1	4	0	0
Mark Recchi	3	1	0	1	0	0	1	0	Fredrik Sjostrom	3	1	0	1	1	2	0	0
Ryan Malone	7	0	1	1	1	11	0	0	Jason Strudwick	3	1	0	1	-1	2	0	0
Georges Laraque	6	0	1	1	-1	7	0	0	Nigel Dawes	8	0	1	1	-2	0	0	0
Kristopher Letang	5	0	1	1	-1	13	0	0	Fedor Tyutin	8	0	1	1	2	2	0	0
Erik Christensen	4	0	1	1	0	2	0	0	Ryan Hollweg	7	0	1	1	-1	12	0	0
Gary Roberts	4	0	1	1	-1	8	0	0	Petr Prucha	7	0	1	1	0	4	0	0
Brooks Orpik	8	0	0	0	2	4	0	0	Christian Backman	3	0	1	1	-1	0	0	0
Adam Hall	5	0	0	0	0	9	0	0	Blair Betts	6	0	0	0	0	2	0	0
Tyler Kennedy	5	0	0	0	0	14	0	0	Colton Orr	6	0	0	0	0	9	0	0
Colby Armstrong	4	0	0	0	0	4	0	0	Marcel Hossa	4	0	0	0	1	6	0	0
Mark Eaton	4	0	0	0	1	0	0	0	Marek Malik	3	0	0	0	3	2	0	0
Hal Gill	3	0	0	0	0	2	0	0	Greg Moore	1	0	0	0	-1	0	0	0
Jeff Taffe	3	0	0	0	0	2	0	0	Power Play: 9-42 21.4% / Penalty Killing: 30-35 85.7%								
Connor James	1	0	0	0	0	0	0	0									
Christopher Minard	1	0	0	0	0	0	0	0									
Alain Nasreddine	1	0	0	0	-1	0	0	0									

Power Play: 5-35 14.3% / Penalty Killing: 33-42 78.6%

Goaltending

PENGUINS								RANGERS									
Goalie	GP	Min	WLOT	GA	SA	SV	GAA	SV%	Goalie	GP	Min	WLOT	GA	SA	SV	GAA	SV%
Marc-Andre Fleury	5	302	2-1-2	11	155	144	2.19	.929	Henrik Lundqvist	8	482	5-3-0	15	179	164	1.87	.916
Ty Conklin	2	120	1-1-0	6	74	68	3.00	.919									
Dany Sabourin	1	60	0-1-0	4	31	27	4.00	.871									

Goals by Period

PENGUINS						RANGERS					
	1st	2nd	3rd	OT	Total		1st	2nd	3rd	OT	Total
Goals	8	3	5	0	16	Goals	6	8	5	2	21

Shots by Period

PENGUINS					RANGERS						
	1st	2nd	3rd	OT	Total		1st	2nd	3rd	OT	Total
Shots	55	50	75	0	180	Shots	97	87	74	2	260

* - Overtime ** - Shootout



OTTAWA SENATORS

Senators vs. Pens

2007-08 Record: 43-31-8; Second place, Northeast Division, 13th overall

2008 Playoff Record: Lost to Pittsburgh, 4-0, ECQF

2007-08 Top Scorer: Jason Spezza (38-58-92)

All-time Ottawa scorer vs. Pittsburgh:
Daniel Alfredsson (47gp, 18-30-48)

All-time Pittsburgh scorer vs. Ottawa:
Jaromir Jagr (36gp, 29-28-40)

Longest Ottawa win streak vs. Pittsburgh:
7, Jan. 22, 2004 – Nov. 10, 2006

Longest Pittsburgh win streak vs. Ottawa:
14, Jan. 3, 1994 – Apr. 11, 1996

Longest undefeated streak vs. Pittsburgh:
8, Dec. 26, 2003 – Nov. 10, 2006 (7-0-1)

Longest Pittsburgh undefeated streak vs. Ottawa:
16, Nov. 27, 1994 – Apr. 11, 1996 (15-0-1)

Last Ottawa win at home:
Mar. 1, 2008 (5-4) (0-0-0 since last win)

Last Pittsburgh win at home:
Mar. 18, 2007 (3-2) (0-2-0 since last win)

Last Ottawa win at Pittsburgh:
Feb. 23, 2008 (4-3 OT) – (0-0-0 since last win)

Last Pittsburgh win at Ottawa:
Nov. 22, 2007 (6-5 SO) – (0-1-0 since last win)

Most goals by Ottawa vs. Pittsburgh:
7, Mar. 9, 2000 (O, 7-0); Feb. 2, 2006 (O, 7-2)

Most goals by Pittsburgh vs. Ottawa:
7, 4 times, last time – Nov. 2, 1996 (P, 7-3)

Most goals by both teams: 11, Nov. 22, 2007 (P, 6-5)

Last Ottawa shutout vs. Pittsburgh:
Feb. 12, 2003 (3-0) – Patrick Lalime

Last Pittsburgh shutout vs. Ottawa:
Nov. 26, 1999 (5-0) – Tom Barrasso

Last Ottawa hat-trick vs. Pittsburgh:
Feb. 22, 2004 – Martin Havlat

Last Pittsburgh hat-trick vs. Ottawa:
Oct. 16, 2001 – Toby Petersen

Last Pittsburgh trade with Ottawa:
Mar. 14, 2000 – Janne Laukkanen and Ron Tugnutt to Pittsburgh for Tom Barrasso

Overtime Record vs. Pittsburgh: 1-5-9

year by year

YEAR	PIT	ROAD	TOTAL	GF/GA
1992-93	2-0-0	1-1-0	3-1-0	20-9
1993-94	2-0-1	2-0-0	4-0-1	19-6
1994-95	2-0-0	2-0-0	4-0-0	18-12
1995-96	3-0-0	3-0-0	6-0-0	32-11
1996-97	3-0-0	1-1-1	4-1-1	24-15
1997-98	0-0-2	1-1-1	1-1-3	6-7
1998-99	1-1-0	1-0-1	2-1-1	13-12
1999-00	1-0-1	0-2-0	1-2-1	7-10
2000-01	1-1-0	1-0-1	2-1-1	14-11
2001-02	1-1-0	1-1-0	2-2-0	11-12
2002-03	0-2-0	1-1-0	1-3-0	7-13
2003-04	1-1-0	0-1-1	1-2-1	13-16
2004-05	No Season			
2005-06	0-2-0	0-2-0	0-4-0	9-21
2006-07	1-1-0	2-0-0	3-1-0	13-15
2007-08	0-1-1	1-1-0	1-2-1	13-18
TOTALS	18-10-5	17-11-5	35-21-10	219-188

PITTSBURGH PENGUINS vs. OTTAWA SENATORS

2007-2008 REGULAR SEASON

at PITTSBURGH PENGUINS

Date	Score	W Goal
23 Feb '08 *	OTT 4 @ PIT 3	Daniel Alfredsson
13 Dec '07	OTT 4 @ PIT 1	Jason Spezza

at OTTAWA SENATORS

Date	Score	W Goal
01 Mar '08	PIT 4 @ OTT 5	Dany Heatley
22 Nov '07 **	PIT 6 @ OTT 5	Jarkko Ruutu

Individual Scoring

PENGUINS										SENATORS									
Player	GP	G	A	P	+/-	PIM	PP	SH		Player	GP	G	A	P	+/-	PIM	PP	SH	
Ryan Malone	4	4	2	6	0	2	1	0		Jason Spezza	4	4	4	8	4	2	1	0	
Evgeni Malkin	4	2	3	5	0	4	0	0		Daniel Alfredsson	4	3	5	8	-1	2	0	1	
Petr Sykora	4	2	2	4	-1	4	2	0		Dany Heatley	4	6	0	6	5	4	3	0	
Sergei Gonchar	4	1	2	3	-1	8	0	0		Wade Redden	4	0	5	5	3	0	0	0	
Colby Armstrong	3	1	2	3	0	0	0	0		Cory Stillman	2	1	3	4	2	0	0	0	
Jordan Staal	4	0	3	3	-1	0	0	0		Andrej Meszaros	4	0	4	4	4	0	0	0	
Tyler Kennedy	4	2	0	2	-1	0	0	0		Antoine Vermette	4	1	2	3	0	9	0	0	
Ryan Whitney	3	0	2	2	1	0	0	0		Christoph Schubert	4	1	1	2	2	4	0	0	
Jeff Taffe	2	1	0	1	2	0	0	0		Chris Kelly	4	0	2	2	1	0	0	0	
Kristopher Letang	4	0	1	1	-5	0	0	0		Chris Phillips	4	1	0	1	-2	8	1	0	
Rob Scuderi	3	0	1	1	-1	2	0	0		Martin Lapointe	1	1	0	1	-2	6	1	0	
Darryl Sydor	3	0	1	1	3	0	0	0		Mike Fisher	4	0	1	1	-4	0	0	0	
Sidney Crosby	2	0	1	1	0	2	0	0		Luke Richardson	4	0	1	1	1	2	0	0	
Maxime Talbot	2	0	1	1	-1	5	0	0		Randy Robitaille	3	0	1	1	1	0	0	0	
Alex Goligoski	1	0	1	1	1	0	0	0		Anton Volchenkov	3	0	1	1	-3	2	0	0	
Georges Laraque	4	0	0	0	0	10	0	0		Joseph Corvo	2	0	1	1	0	0	0	0	
Brooks Orpik	4	0	0	0	-1	0	0	0		Chris Neil	2	0	1	1	0	4	0	0	
Jarkko Ruutu	4	0	0	0	-2	4	0	0		Shean Donovan	4	0	0	0	0	6	0	0	
Mark Eaton	2	0	0	0	0	0	0	0		Dean McAmmond	3	0	0	0	1	2	0	0	
Adam Hall	2	0	0	0	-1	0	0	0		Brian McGrattan	3	0	0	0	0	10	0	0	
Connor James	2	0	0	0	-1	0	0	0		Mike Commodore	2	0	0	0	0	0	0	0	
Christopher Minard	2	0	0	0	0	0	0	0		Nick Foligno	2	0	0	0	-2	4	0	0	
Gary Roberts	2	0	0	0	0	0	0	0		Alexander Nikulin	1	0	0	0	-2	0	0	0	
Erik Christensen	1	0	0	0	0	0	0	0											
Pascal Dupuis	1	0	0	0	0	0	0	0											
Hal Gill	1	0	0	0	-1	4	0	0											

Power Play: 6-13 46.2% / Penalty Killing: 19-22 86.4%

Power Play: 3-22 13.6% / Penalty Killing: 7-13 53.8%

Goaltending

PENGUINS										SENATORS										
Goalie	GP	Min	WLOT	GA	SA	SV	GAA	SV%		Goalie	GP	Min	WLOT	GA	SA	SV	GAA	SV%		
Dany Sabourin	2	114	1-1-0	6	57	51	3.17	.895		Martin Gerber	3	185	2-0-1	10	81	71	3.25	.877		
Ty Conklin	2	124	0-1-1	9	58	49	4.36	.845		Ray Emery	1	65	1-0-0	3	35	32	2.77	.914		
Marc-Andre Fleury	1	11	0-0-0	2	4	2	10.99	.500												

Goals by Period

PENGUINS						SENATORS					
	1st	2nd	3rd	OT	Total		1st	2nd	3rd	OT	Total
Goals	5	5	3	0	13	Goals	4	8	5	1	18

Shots by Period

PENGUINS						SENATORS					
	1st	2nd	3rd	OT	Total		1st	2nd	3rd	OT	Total
Shots	47	31	34	4	116	Shots	32	43	40	5	120

* - Overtime ** - Shootout



PHILADELPHIA FLYERS

Flyers vs. Pens

2007-08 Record: 42-29-11; Fourth place, Atlantic Division, 11th overall

2008 Playoffs: Defeated Washington, 4-3, ECQF; Defeated Montreal, 4-1, ECSF; Lost to Pittsburgh, 4-1, ECF

2007-08 Top Scorer: Mike Richards (28-47-75)

All-time Philadelphia scorer vs. Pittsburgh: Bobby Clarke (76gp, 44-64-108)

All-time Pittsburgh scorer vs. Philadelphia: Mario Lemieux (70gp, 51-73-124)

Longest Philadelphia win streak vs. Pittsburgh: 11, Dec. 12, 1982 – Mar. 28, 1984

Longest Pittsburgh win streak vs. Philadelphia: 8, Oct. 5, 2006 – Mar. 4, 2007

Longest Philadelphia undefeated streak vs. Pittsburgh: 13, Oct. 28, 1982 – Mar. 28, 1984 (12-0-1)

Longest Pittsburgh undefeated streak vs. Philadelphia: 14, Mar. 26, 1991 – Jan. 30, 1993 (10-0-4)

Last Philadelphia win at home: Apr. 6, 2008 (2-0) (0-0-0 since last win)

Last Pittsburgh win at home: Apr. 2, 2008 (4-2) (0-0-0 since last win)

Last Philadelphia win at Pittsburgh: Nov. 7, 2007 (3-1) (0-3-0 since last win)

Last Pittsburgh win at Philadelphia: Feb. 8, 2007 (5-4 SO) (0-4-0 since last win)

Most goals by Philadelphia vs. Pittsburgh: 13, Mar. 22, 1984 (Phi, 13-4)

Most goals by Pittsburgh vs. Philadelphia: 11, Nov. 16, 1993 (Pit, 11-5)

Most goals by both teams: 17, Mar. 22, 1984 (Phi, 13-4)

Last Philadelphia shutout vs. Pittsburgh: Apr. 6, 2008 (2-0) – Martin Biron

Last Pittsburgh shutout vs. Philadelphia: Oct. 5, 2006 (4-0) – Marc-Andre Fleury

Last Philadelphia hat-trick vs. Pittsburgh: Dec. 11, 2007 – R.J. Umberger

Last Pittsburgh hat-trick vs. Philadelphia: Oct. 28, 2006 – Sidney Crosby

Last Pittsburgh trade with Philadelphia: Mar. 17, 2002 – Kent Manderville to Pittsburgh for Billy Tibbetts

Overtime Record vs. Pittsburgh: 9-6-14

year by year

YEAR	PIT	ROAD	TOTAL	GF/GA
1967-68	2-0-3	2-3-0	4-3-3	20-12
1968-69	1-1-2	0-3-1	1-4-3	13-26
1969-70	3-0-1	2-1-1	5-1-2	27-21
1970-71	1-0-2	0-3-0	1-3-2	13-15
1971-72	3-0-0	0-2-1	3-2-1	17-20
1972-73	2-1-0	0-3-0	2-4-0	20-24
1973-74	1-1-0	1-2-0	2-3-0	15-22
1974-75	1-1-0	0-2-0	1-3-0	11-18
1975-76	0-1-1	0-2-0	0-3-1	13-22
1976-77	1-1-0	0-2-0	1-3-0	3-12
1977-78	0-2-0	0-1-1	0-3-1	7-26
1978-79	1-1-0	0-2-0	1-3-0	6-10
1979-80	0-2-0	0-1-1	0-3-1	9-15
1980-81	0-2-0	0-2-0	0-4-0	10-22
1981-82	2-1-1	0-4-0	2-5-1	30-38
1982-83	1-1-1	0-4-0	1-5-1	16-34
1983-84	0-4-0	0-3-0	0-7-0	21-46
1984-85	2-1-0	0-4-0	2-5-0	19-34
1985-86	0-3-1	0-3-0	0-6-1	16-29
1986-87	1-1-1	0-3-1	1-4-2	22-28
1987-88	2-2-0	0-3-0	2-5-0	24-23
1988-89	2-1-0	2-2-0	4-3-0	28-25
1989-90	2-2-0	1-2-0	3-4-0	24-29
1990-91	0-2-1	2-2-0	2-4-1	24-26
1991-92	3-0-1	2-0-1	5-0-2	36-19
1992-93	3-0-1	2-1-0	5-1-1	35-19
1993-94	1-0-1	1-1-0	2-1-1	21-13
1994-95	1-0-0	0-2-0	1-2-0	8-12
1995-96	2-0-0	0-2-0	2-2-0	20-18
1996-97	1-1-0	0-2-0	1-3-0	9-20
1997-98	2-0-0	0-2-0	2-2-0	14-14
1998-99	1-1-1	0-2-0	1-3-1	11-13
1999-00	0-1-1	0-3-0	0-4-1	12-20
2000-01	2-1-0	1-1-0	3-2-0	19-15
2001-02	1-0-1	0-3-0	1-3-1	12-15
2002-03	1-2-0	0-2-0	1-4-0	11-19
2003-04	0-1-2	1-1-1	1-2-3	14-18
2004-05	No Season			
2005-06	1-3-0	1-2-1	2-5-1	23-29
2006-07	4-0-0	4-0-0	8-0-0	40-21
2007-08	3-1-0	0-4-0	3-5-0	23-28
TOTALS	54-42-22	22-87-9	76-129-31	716-870

PITTSBURGH PENGUINS vs. PHILADELPHIA FLYERS 2007-2008 REGULAR SEASON

at PITTSBURGH PENGUINS

Date	Score	W Goal
02 Apr '08	PHI 2 @ PIT 4	Evgeni Malkin
16 Mar '08	PHI 1 @ PIT 7	Petr Sykora
10 Feb '08	PHI 3 @ PIT 4	Kristopher Letang
07 Nov '07	PHI 3 @ PIT 1	Jeff Carter

at PHILADELPHIA FLYERS

Date	Score	W Goal
06 Apr '08	PIT 0 @ PHI 2	Scottie Upshall
24 Jan '08	PIT 3 @ PHI 4	Mike Knuble
11 Dec '07	PIT 2 @ PHI 8	R.J. Umberger
10 Nov '07	PIT 2 @ PHI 5	Joffrey Lupul

Individual Scoring

PENGUINS										FLYERS									
Player	GP	G	A	P	+/-	PIM	PP	SH		Player	GP	G	A	P	+/-	PIM	PP	SH	
Evgeni Malkin	8	6	9	15	1	14	1	0		R.J. Umberger	8	6	5	11	4	5	2	0	
Petr Sykora	8	5	4	9	4	4	2	0		Joffrey Lupul	7	5	5	10	3	7	2	0	
Sergei Gonchar	8	3	5	8	-5	12	3	0		Mike Richards	8	1	7	8	2	14	0	0	
Sidney Crosby	4	2	5	7	-6	2	2	0		Mike Knuble	8	5	2	7	0	10	2	0	
Ryan Whitney	7	2	4	6	-1	19	1	1		Daniel Briere	7	1	6	7	1	12	1	0	
Ryan Malone	8	1	5	6	-1	31	0	0		Scott Hartnell	8	3	3	6	2	31	0	0	
Marian Hossa	3	1	3	4	-1	2	0	0		Jeff Carter	8	2	4	6	3	21	1	0	
Pascal Dupuis	3	0	3	3	3	0	0	0		Kimmo Timonen	8	1	5	6	2	8	1	0	
Kristopher Letang	6	1	1	2	3	6	0	0		Braydon Coburn	7	1	4	5	5	22	1	0	
Hal Gill	3	1	1	2	2	6	0	0		Randy Jones	7	1	2	3	3	4	0	0	
Tyler Kennedy	4	1	0	1	0	0	0	0		Jason Smith	7	0	3	3	2	14	0	0	
Jordan Staal	8	0	1	1	1	0	0	0		Scottie Upshall	5	1	1	2	3	0	0	0	
Maxime Talbot	7	0	1	1	-1	4	0	0		James Vandermeer	2	1	1	2	1	0	1	0	
Jarkko Ruutu	6	0	1	1	-1	27	0	0		Steve Downie	3	0	1	1	1	22	0	0	
Darryl Sydor	5	0	1	1	3	7	0	0		Vaclav Prospal	3	0	1	1	0	0	0	0	
Brooks Orpik	8	0	0	0	0	24	0	0		Patrick Thoresen	3	0	1	1	-1	4	0	0	
Georges Laraque	7	0	0	0	0	45	0	0		Ryan Potulny	1	0	1	1	0	2	0	0	
Rob Scuderi	7	0	0	0	-8	2	0	0		James Dowd	7	0	0	0	-2	2	0	0	
Erik Christensen	5	0	0	0	-2	4	0	0		Lasse Kukkonen	7	0	0	0	-3	8	0	0	
Adam Hall	5	0	0	0	-1	0	0	0		Sami Kapanen	6	0	0	0	-1	0	0	0	
Colby Armstrong	4	0	0	0	-2	17	0	0		Riley Cote	5	0	0	0	-2	25	0	0	
Gary Roberts	4	0	0	0	-1	11	0	0		Ben Eager	3	0	0	0	-1	5	0	0	
Mark Eaton	3	0	0	0	0	0	0	0		Rory Fitzpatrick	3	0	0	0	0	0	0	0	
Jeff Taffe	3	0	0	0	1	0	0	0		Simon Gagne	3	0	0	0	-1	0	0	0	
Kris Beech	2	0	0	0	-2	0	0	0		Jaroslav Modry	3	0	0	0	-1	0	0	0	
Mark Recchi	2	0	0	0	0	2	0	0		Derian Hatcher	2	0	0	0	-2	0	0	0	
Jonathan Filewich	1	0	0	0	-1	0	0	0		Ryan Parent	2	0	0	0	-2	0	0	0	
Connor James	1	0	0	0	0	0	0	0		Denis Tolpeko	2	0	0	0	-1	10	0	0	
Christopher Minard	1	0	0	0	0	10	0	0		Stefan Ruzicka	1	0	0	0	0	15	0	0	
Alain Nasreddine	1	0	0	0	-1	0	0	0											
Nathan Smith	1	0	0	0	0	0	0	0											
Ryan Stone	1	0	0	0	-1	5	0	0											

Power Play: 11-46 23.9% / Penalty Killing: 31-40 77.5%

Power Play: 9-40 22.5% / Penalty Killing: 35-46 76.1%

Goaltending

PENGUINS										FLYERS										
Goalie	GP	Min	WLOT	GA	SA	SV	GAA	SV%		Goalie	GP	Min	WLOT	GA	SA	SV	GAA	SV%		
Marc-Andre Fleury	4	239	2-2-0	8	104	96	2.01	.923		Martin Biron	8	442	5-3-0	19	186	167	2.58	.898		
Ty Conklin	3	139	1-1-0	10	78	68	4.32	.872		Antero Niittymaki	1	36	0-0-0	4	28	24	6.71	.857		
Dany Sabourin	2	98	0-2-0	8	45	37	4.88	.822												

Goals by Period

PENGUINS						FLYERS					
	1st	2nd	3rd	OT	Total		1st	2nd	3rd	OT	Total
Goals	8	10	5	0	23	Goals	10	8	10	0	28

Shots by Period

PENGUINS						FLYERS					
	1st	2nd	3rd	OT	Total		1st	2nd	3rd	OT	Total
Shots	60	89	65	0	214	Shots	70	77	82	0	229

* - Overtime ** - Shootout



PHOENIX COYOTES

Franchise played as Winnipeg Jets from 1979-80 to 1995-96

Coyotes vs. Pens

2007-08 Record: 38-37-7; Fourth place, Pacific Division, 23rd overall

2008 Playoff Record: Did not qualify

2007-08 Top Scorer: Shane Doan (28-50-78)

All-time Phoenix scorer vs. Pittsburgh:

Dale Hawerchuk (27gp, 18-13-31)

All-time Pittsburgh scorer vs. Phoenix:

Mario Lemieux (26gp, 19-34-53)

Longest Phoenix win streak vs. Pittsburgh

6, Jan. 12, 2000 – Mar. 4, 2003

Longest Pittsburgh win streak vs. Phoenix:

9, Oct. 10, 1979 – Dec. 2, 1981

Longest Phoenix undefeated streak vs. Pittsburgh:

6, Jan. 12, 2000 – Mar. 4, 2003 (6-0-0)

Longest Pittsburgh undefeated streak vs. Phoenix:

9, Oct. 10, 1979 – Dec. 2, 1981 (9-0-0)

Last Phoenix win at home:

Dec. 17, 2002 (5-2) (0-1-1 since last win)

Last Pittsburgh win at home:

Dec. 3, 2007 (3-1) (0-0-0 since last win)

Last Phoenix win at Pittsburgh:

Mar. 4, 2003 (4-1) (0-1-0 since last win)

Last Pittsburgh win at Phoenix:

Jan. 27, 2007 (7-2) (0-0-0 since last win)

Most goals by Phoenix vs. Pittsburgh:

7, Jan. 21, 1985 (Phx, 7-6); Jan. 20, 1989 (Phx, 7-3)

Most goals by Pittsburgh vs. Phoenix:

9, Dec. 18, 1990 (Pit, 9-2); Mar. 5, 1996 (Pit, 9-4)

Most goals by both teams:

12, Jan. 21, 1985 (Phx, 7-6); Mar. 5, 1996 (Pit, 9-4)

Last Phoenix shutout vs. Pittsburgh:

Jan. 28, 1992 (4-0) – Bob Essensa

Last Pittsburgh shutout vs. Phoenix:

Feb. 16, 1996 (1-0) – Tom Barrasso

Last Phoenix hat-trick vs. Pittsburgh:

Jan. 21, 1985 – Dale Hawerchuk

Last Pittsburgh hat-trick vs. Phoenix: Mar. 5, 1996 – Petr Nedved (4)

Last Pittsburgh trade with Phoenix:

Feb. 27, 2007 – Georges Laraque to Pittsburgh for Daniel Carcillo and a third-round selection in the 2007 NHL Entry Draft

Overtime Record vs. Pittsburgh: 3-2-3

year by year

YEAR	PIT	ROAD	TOTAL	GF/GA
1979-80	2-0-0	2-0-0	4-0-0	14-8
1980-81	2-0-0	2-0-0	4-0-0	18-14
1981-82	2-0-0	0-1-0	2-1-0	7-9
1982-83	1-0-0	0-2-0	1-2-0	13-14
1983-84	0-2-0	1-0-0	1-2-0	13-12
1984-85	0-1-0	1-1-0	1-2-0	14-16
1985-86	2-0-0	0-1-0	2-1-0	16-8
1986-87	0-1-0	1-1-0	1-2-0	9-10
1987-88	0-2-0	1-0-0	1-2-0	9-12
1988-89	1-0-0	1-1-0	2-1-0	13-12
1989-90	2-0-0	0-0-1	2-0-1	13-7
1990-91	1-0-0	1-1-0	2-1-0	17-12
1991-92	1-1-0	1-0-0	2-1-0	6-7
1992-93	1-0-0	0-1-0	1-1-0	7-5
1993-94	1-0-0	1-0-0	2-0-0	10-6
1994-95	Did Not Play			
1995-96	1-0-0	1-0-0	2-0-0	10-4
1996-97	1-0-0	0-0-1	1-0-1	9-6
1997-98	0-1-0	0-0-1	0-1-1	3-4
1998-99	1-0-0	0-1-0	1-1-0	7-6
1999-00	1-0-0	0-1-0	1-1-0	5-5
2000-01	0-0-0	0-1-0	0-1-0	4-5
2001-02	0-1-0	0-1-0	0-2-0	3-8
2002-03	0-1-0	0-1-0	0-2-0	3-9
2003-04	0-0-0	1-0-0	1-0-0	4-3
2004-05	No Season			
2005-06	Did Not Play			
2006-07	0-0-0	1-0-0	1-0-0	7-2
2007-08	1-0-0	0-0-0	1-0-0	3-1
TOTALS	21-10-0	15-14-3	36-24-3	237-205

PITTSBURGH PENGUINS vs. PHOENIX COYOTES 2007-2008 REGULAR SEASON

at PITTSBURGH PENGUINS

at PHOENIX COYOTES

Date	Score	W Goal
03 Dec '07	PHX 1 @ PIT 3	Kristopher Letang

Date	Score	W Goal
	no games	

Individual Scoring

PENGUINS										COYOTES									
Player	GP	G	A	P	+/-	PIM	PP	SH		Player	GP	G	A	P	+/-	PIM	PP	SH	
Tyler Kennedy	1	1	0	1	1	0	0	0		Shane Doan	1	1	0	1	-1	0	1	0	
Kristopher Letang	1	1	0	1	0	0	1	0		Derek Morris	1	0	1	1	0	4	0	0	
Maxime Talbot	1	1	0	1	1	4	0	0		Steven Reinprecht	1	0	1	1	-1	2	0	0	
Sidney Crosby	1	0	1	1	0	0	0	0		Keith Ballard	1	0	0	0	-1	9	0	0	
Georges Laraque	1	0	1	1	1	0	0	0		Nick Boynton	1	0	0	0	-1	4	0	0	
Evgeni Malkin	1	0	1	1	0	0	0	0		Daniel Carcillo	1	0	0	0	-1	0	0	0	
Gary Roberts	1	0	1	1	1	0	0	0		Martin Hanzal	1	0	0	0	0	0	0	0	
Jordan Staal	1	0	1	1	1	4	0	0		Matt Jones	1	0	0	0	0	0	0	0	
Colby Armstrong	1	0	0	0	0	5	0	0		Ed Jovanovski	1	0	0	0	-1	2	0	0	
Erik Christensen	1	0	0	0	0	2	0	0		Niko Kapanen	1	0	0	0	0	0	0	0	
Mark Eaton	1	0	0	0	1	0	0	0		Zbynek Michalek	1	0	0	0	-2	0	0	0	
Adam Hall	1	0	0	0	1	0	0	0		Peter Mueller	1	0	0	0	-1	2	0	0	
Ryan Malone	1	0	0	0	0	0	0	0		Fredrik Sjostrom	1	0	0	0	0	0	0	0	
Brooks Orpik	1	0	0	0	1	0	0	0		William Thomas	1	0	0	0	-1	0	0	0	
Rob Scuderi	1	0	0	0	1	0	0	0		Mathias Tjarnqvist	1	0	0	0	0	0	0	0	
Darryl Sydor	1	0	0	0	0	0	0	0		Daniel Winnik	1	0	0	0	0	0	0	0	
Petr Sykora	1	0	0	0	0	0	0	0		Michael York	1	0	0	0	0	0	0	0	
Ryan Whitney	1	0	0	0	1	0	0	0		Michael Zigomanis	1	0	0	0	0	0	0	0	

Power Play: 1-8 12.5% / Penalty Killing: 2-3 66.7%

Power Play: 1-3 33.3% / Penalty Killing: 7-8 87.5%

Goaltending

PENGUINS										COYOTES									
Goalie	GP	Min	WLOT	GA	SA	SV	GAA	SV%		Goalie	GP	Min	WLOT	GA	SA	SV	GAA	SV%	
Marc-Andre Fleury	1	60	1-0-0	1	18	17	1.00	.944		Ilja Bryzgalov	1	58	0-1-0	3	33	30	3.09	.909	

Goals by Period

PENGUINS						COYOTES					
	1st	2nd	3rd	OT	Total		1st	2nd	3rd	OT	Total
Goals	1	0	2	0	3	Goals	0	0	1	0	1

Shots by Period

PENGUINS						COYOTES					
	1st	2nd	3rd	OT	Total		1st	2nd	3rd	OT	Total
Shots	7	12	14	0	33	Shots	5	4	9	0	18

* - Overtime ** - Shootout



SAN JOSE SHARKS

Sharks vs. Pens

2007-08 Record: 43-23-10; First place, Pacific Division, 2nd overall

2008 Playoff Record: Defeated Calgary, 4-3, WCQF;
Lost to Dallas, 4-2, WCSF

2007-08 Top Scorer: Joe Thornton (29-67-96)

All-time San Jose scorer vs. Pittsburgh:

Owen Nolan (13gp, 6-9-15)

All-time Pittsburgh scorer vs. San Jose:

Mario Lemieux (14gp, 17-32-49)

Longest San Jose win streak vs. Pittsburgh:

4, Dec. 2, 1999 – Jan. 30, 2002

Longest Pittsburgh win streak vs. San Jose:

5, Dec. 5, 1991 – Mar. 23, 1993

Longest San Jose undefeated streak vs. Pittsburgh:

6, Jan. 15, 1999 – Jan. 30, 2002 (5-0-1)

Longest Pittsburgh undefeated streak vs. San Jose:

8, Dec. 5, 1991 – Nov. 10, 1995 (6-0-2)

Last San Jose win at home:

Nov. 4, 2006 (3-2) (0-0-0 since last win)

Last Pittsburgh win at home:

Nov. 23, 2002 (4-1) (0-0-1 since last win)

Last San Jose win at Pittsburgh:

Feb. 24, 2008 (2-1SO) (0-0-0 since last win)

Last Pittsburgh win at San Jose:

Oct. 22, 1997 (5-2) (0-6-1 since last win)

Most goals by San Jose vs. Pittsburgh: 10, Jan. 13, 1996 (SJ, 10-8)

Most goals by Pittsburgh vs. San Jose: 10, Dec. 17, 1991 (P, 10-2)

Most goals by both teams:

18, Jan. 13, 1996 (SJ, 10-8)

Last San Jose shutout vs. Pittsburgh:

Nov. 29, 2001 (5-0) – Evgeni Nabokov

Last Pittsburgh shutout vs. San Jose:

Dec. 13, 1996 (4-0) – Patrick Lalime

Last San Jose hat-trick vs. Pittsburgh:

Jan. 13, 1996 – Ray Sheppard

Last Pittsburgh hat-trick vs. San Jose:

Nov. 10, 1995 – Ron Francis

Last Pittsburgh trade with San Jose:

July 20, 2006 – Nils Ekman and Patrick Ehelechner to Pittsburgh for second-round selection in the 2007 NHL Entry Draft

Overtime Record vs. Pittsburgh: 1-0-3

year by year

YEAR	PIT	ROAD	TOTAL	GF/GA
1991-92	1-0-0	2-0-0	3-0-0	25-5
1992-93	1-0-0	1-0-0	2-0-0	16-6
1993-94	0-0-1	0-0-1	0-0-2	5-5
1994-95	Did Not Play			
1995-96	0-1-0	1-0-0	1-1-0	17-11
1996-97	1-0-0	1-0-0	2-0-0	7-1
1997-98	0-1-0	1-0-0	1-1-0	7-5
1998-99	0-0-0	0-1-0	0-1-0	2-3
1999-00	0-1-0	0-0-1	0-1-1	3-6
2000-01	0-0-0	0-1-0	0-1-0	2-3
2001-02	0-1-0	0-1-0	0-2-0	3-11
2002-03	1-0-0	0-1-0	1-1-0	6-6
2003-04	0-0-0	0-1-0	0-1-0	2-4
2004-05	No Season			
2005-06	Did Not Play			
2006-07	0-0-0	0-1-0	0-1-0	2-3
2007-08	0-0-1	0-0-0	0-0-1	1-1
TOTALS	4-4-2	6-6-2	10-10-4	98-70

PITTSBURGH PENGUINS vs. SAN JOSE SHARKS

2007-2008 REGULAR SEASON

at PITTSBURGH PENGUINS

at SAN JOSE SHARKS

Date	Score	W Goal
24 Feb '08 **	SJS 2 @ PIT 1	Jeremy Roenick

Date	Score	W Goal
	no games	

Individual Scoring

PENGUINS										SHARKS									
Player	GP	G	A	P	+/-	PIM	PP	SH		Player	GP	G	A	P	+/-	PIM	PP	SH	
Erik Christensen	1	1	0	1	0	0	1	0		Jonathan Cheechoo	1	1	0	1	1	2	0	0	
Sergei Gonchar	1	0	1	1	0	0	0	0		Jody Shelley	1	0	1	1	0	2	0	0	
Jeff Taffe	1	0	1	1	0	0	0	0		Joe Thornton	1	0	1	1	1	0	0	0	
Colby Armstrong	1	0	0	0	0	0	0	0		Steve Bernier	1	0	0	0	0	0	0	0	
Tyler Kennedy	1	0	0	0	0	0	0	0		Matthew Carle	1	0	0	0	0	2	0	0	
Georges Laraque	1	0	0	0	0	0	0	0		Christian Ehrhoff	1	0	0	0	0	2	0	0	
Kristopher Letang	1	0	0	0	0	0	0	0		Marcel Goc	1	0	0	0	0	0	0	0	
Evgeni Malkin	1	0	0	0	-1	2	0	0		Mike Grier	1	0	0	0	0	0	0	0	
Ryan Malone	1	0	0	0	-1	0	0	0		Patrick Marleau	1	0	0	0	0	0	0	0	
Christopher Minard	1	0	0	0	0	0	0	0		Milan Michalek	1	0	0	0	1	0	0	0	
Brooks Orpik	1	0	0	0	0	2	0	0		Torrey Mitchell	1	0	0	0	0	0	0	0	
Jarkko Ruutu	1	0	0	0	0	12	0	0		Douglas Murray	1	0	0	0	1	0	0	0	
Rob Scuderi	1	0	0	0	-1	0	0	0		Joe Pavelski	1	0	0	0	0	0	0	0	
Jordan Staal	1	0	0	0	0	0	0	0		Patrick Rissmiller	1	0	0	0	0	0	0	0	
Darryl Sydor	1	0	0	0	0	0	0	0		Craig Rivet	1	0	0	0	0	0	0	0	
Petr Sykora	1	0	0	0	-1	0	0	0		Jeremy Roenick	1	0	0	0	0	0	0	0	
Maxime Talbot	1	0	0	0	0	0	0	0		Alexei Semenov	1	0	0	0	0	0	0	0	
Ryan Whitney	1	0	0	0	-1	4	0	0		Marc-Edouard Vlasic	1	0	0	0	1	0	0	0	

Power Play: 1-4 25.0% / Penalty Killing: 5-5 100.0%

Power Play: 0-5 0.0% / Penalty Killing: 3-4 75.0%

Goaltending

PENGUINS										SHARKS									
Goalie	GP	Min	WLOT	GA	SA	SV	GAA	SV%		Goalie	GP	Min	WLOT	GA	SA	SV	GAA	SV%	
Ty Conklin	1	65	0-0-1	1	37	36	0.92	.973		Evgeni Nabokov	1	64	1-0-0	1	21	20	0.93	.952	

Goals by Period

PENGUINS						SHARKS					
Goals	1st	2nd	3rd	OT	Total	Goals	1st	2nd	3rd	OT	Total
Goals	0	0	1	0	1	Goals	0	0	1	0	1

Shots by Period

PENGUINS						SHARKS					
Shots	1st	2nd	3rd	OT	Total	Shots	1st	2nd	3rd	OT	Total
Shots	4	10	7	0	21	Shots	14	7	11	5	37

* - Overtime ** - Shootout



ST. LOUIS BLUES

Blues vs. Pens

2007-08 Record: 33-36-13; Fifth place, Central Division, 27th overall

2008 Playoff Record: Did not qualify

2007-08 Top Scorer: Paul Kariya (16-49-65)

All-time St. Louis scorer vs. Pittsburgh:

Bernie Federko (41gp, 20-36-56)

All-time Pittsburgh scorer vs. St. Louis:

Mario Lemieux (26gp, 25-33-58)

Longest St. Louis win streak vs. Pittsburgh:

5, Jan. 2, 1973 – Dec. 28, 1973; Dec. 5, 1981 – Oct. 4, 1983

Longest Pittsburgh win streak vs. St. Louis:

4, Feb. 3, 1972 – Nov. 22, 1972; Jan. 26, 1998 – Jan. 19, 2000

Longest St. Louis undefeated streak vs. Pittsburgh:

13, Oct. 28, 1982 – Mar. 28, 1984 (12-0-1)

Longest Pittsburgh undefeated streak vs. St. Louis:

4, three times, last time – Jan. 26, 1998 – Jan. 19, 2000 (4-0-0)

Last St. Louis win at home:

Dec. 13, 2005 (3-0) (0-0-0 since last win)

Last Pittsburgh win at home:

Feb. 22, 2003 (2-1OT) (0-1-0 since last win)

Last St. Louis win at Pittsburgh:

Dec. 19, 2006 (4-1) (0-0-0 since last win)

Last Pittsburgh win at St. Louis:

Dec. 12, 1998 (4-3) (0-2-2 since last win)

Most goals by St. Louis vs. Pittsburgh:

9, Jan. 31, 1968 (S, 9-4); Oct. 18, 1989 (S, 9-3)

Most goals by Pittsburgh vs. St. Louis:

10, Nov. 22, 1972 (P, 10-4)

Most goals by both teams:

14, Nov. 22, 1972 (P, 10-4)

Last St. Louis shutout vs. Pittsburgh:

Dec. 13, 2005 (3-0) – Curtis Sanford

Last Pittsburgh shutout vs. St. Louis:

Dec. 19, 1996 (4-0) – Ken Wregget

Last St. Louis hat-trick vs. Pittsburgh:

Oct. 18, 1989 – Brett Hull

Last Pittsburgh hat-trick vs. St. Louis:

Dec. 19, 1996 – Mario Lemieux

Last Pittsburgh trade with St. Louis:

Dec. 9, 2005 – Eric Boguniecki to Pittsburgh for Steve Poapst

Overtime Record vs. Pittsburgh: 2-1-6

year by year

YEAR	PIT	ROAD	TOTAL	GF/GA
1967-68	2-3-0	2-3-0	4-6-0	25-33
1968-69	2-2-0	1-2-1	3-4-1	15-16
1969-70	1-1-2	0-4-0	1-5-2	11-28
1970-71	0-1-2	0-2-1	0-3-3	13-16
1971-72	1-2-0	2-1-0	3-3-0	17-13
1972-73	2-0-0	1-2-0	3-2-0	25-20
1973-74	1-1-1	1-2-0	2-3-1	19-19
1974-75	1-0-1	0-1-1	1-1-2	11-13
1975-76	1-1-0	1-1-0	2-2-0	17-14
1976-77	2-0-0	1-1-0	3-1-0	17-13
1977-78	1-0-1	1-1-0	2-1-1	13-11
1978-79	1-0-1	1-1-0	2-1-1	16-16
1979-80	1-1-0	0-1-1	1-2-1	12-14
1980-81	2-0-0	0-2-0	2-2-0	19-19
1981-82	1-0-0	0-2-0	1-2-0	9-10
1982-83	0-2-0	0-1-0	0-3-0	11-16
1983-84	0-0-1	0-2-0	0-2-1	7-11
1984-85	1-1-0	0-1-0	1-2-0	10-15
1985-86	0-1-0	2-0-0	2-1-0	16-11
1986-87	1-0-1	0-0-1	1-0-2	13-12
1987-88	0-1-0	0-2-0	0-3-0	10-22
1988-89	1-0-1	0-1-0	1-1-1	15-9
1989-90	0-1-0	0-2-0	0-3-0	10-16
1990-91	1-1-0	0-1-0	1-2-0	9-10
1991-92	1-0-0	0-1-0	1-1-0	5-7
1992-93	1-0-0	0-1-0	1-1-0	12-10
1993-94	0-0-1	0-0-1	0-0-2	6-6
1994-95	Did Not Play			
1995-96	1-0-0	0-1-0	1-1-0	10-7
1996-97	1-0-0	1-0-0	2-0-0	8-2
1997-98	1-0-0	0-1-0	1-1-0	5-6
1998-99	1-0-0	1-0-0	2-0-0	6-4
1999-00	1-0-0	0-0-0	1-0-0	3-1
2000-01	1-0-0	0-1-0	1-1-0	8-7
2001-02	0-1-0	0-1-0	0-2-0	2-6
2002-03	1-0-0	0-0-0	1-0-0	2-1
2003-04	0-0-0	0-1-0	0-1-0	2-3
2004-05	No Season			
2005-06	0-0-0	0-1-0	0-1-0	0-3
2006-07	0-1-0	0-0-0	0-1-0	1-4
2007-08	Did Not Play			
TOTALS	32-21-12	15-44-6	47-65-18	410-444

PITTSBURGH PENGUINS vs. ST LOUIS BLUES

2006-2007 REGULAR SEASON

(DID NOT PLAY IN 2007-08)

at PITTSBURGH PENGUINS

at ST LOUIS BLUES

Date	Score	W Goal
19 Dec '06	STL 4 @ PIT 1	Dan Hinote

Date	Score	W Goal
	no games	

Individual Scoring

PENGUINS									BLUES								
Player	GP	G	A	P	+/-	PIM	PP	SH	Player	GP	G	A	P	+/-	PIM	PP	SH
Evgeni Malkin	1	1	0	1	0	0	1	0	Dan Hinote	1	1	1	2	2	0	0	0
Sidney Crosby	1	0	1	1	-2	0	0	0	Doug Weight	1	1	1	2	2	0	0	0
Nisse Ekman	1	0	1	1	-1	0	0	0	Bill Guerin	1	1	0	1	1	0	0	0
Colby Armstrong	1	0	0	0	-2	0	0	0	Ryan Johnson	1	1	0	1	2	2	0	1
Erik Christensen	1	0	0	0	-2	0	0	0	David Backes	1	0	1	1	1	0	0	0
Sergei Gonchar	1	0	0	0	-2	0	0	0	Christian Backman	1	0	1	1	1	4	0	0
Ryan Malone	1	0	0	0	-1	0	0	0	Petr Cajanek	1	0	1	1	1	0	0	0
Josef Melichar	1	0	0	0	-1	0	0	0	Radek Dvorak	1	0	1	1	1	0	0	0
Alain Nasreddine	1	0	0	0	-1	0	0	0	Jamie Rivers	1	0	1	1	1	2	0	0
Brooks Orpik	1	0	0	0	-1	2	0	0	Martin Rucinsky	1	0	1	1	1	0	0	0
Michel Ouellet	1	0	0	0	-1	0	0	0	Eric Brewer	1	0	0	0	1	0	0	0
Mark Recchi	1	0	0	0	-2	2	0	0	Barret Jackman	1	0	0	0	2	0	0	0
Jarkko Ruutu	1	0	0	0	0	2	0	0	Jamal Mayers	1	0	0	0	0	4	0	0
Rob Scuderi	1	0	0	0	-1	0	0	0	Jay McClement	1	0	0	0	0	0	0	0
Jordan Staal	1	0	0	0	0	0	0	0	Jay McKee	1	0	0	0	3	0	0	0
Maxime Talbot	1	0	0	0	-2	0	0	0	Lee Stempniak	1	0	0	0	0	0	0	0
Chris Thorburn	1	0	0	0	0	0	0	0	Keith Tkachuk	1	0	0	0	0	4	0	0
Ryan Whitney	1	0	0	0	-1	0	0	0	Dennis Wideman	1	0	0	0	0	0	0	0

Power Play: 1-8 12.5% / Penalty Killing: 3-3 100.0%

Power Play: 0-3 0.0% / Penalty Killing: 7-8 87.5%

Goaltending

PENGUINS									BLUES								
Goalie	GP	Min	WLOT	GA	SA	SV	GAA	SV%	Goalie	GP	Min	WLOT	GA	SA	SV	GAA	SV%
Jocelyn Thibault	1	34	0-0-0	1	14	13	1.77	.929	Manny Legace	1	20	1-0-0	0	9	9	0.00	1.000
Marc-Andre Fleury	1	26	0-1-0	3	12	9	6.92	.750	Jason Bacashihua	1	40	0-0-0	1	17	16	1.50	.941

Goals by Period

PENGUINS						BLUES					
	1st	2nd	3rd	OT	Total		1st	2nd	3rd	OT	Total
Goals	0	0	1	0	1	Goals	2	1	1	0	4

Shots by Period

PENGUINS						BLUES					
	1st	2nd	3rd	OT	Total		1st	2nd	3rd	OT	Total
Shots	9	8	9	0	26	Shots	7	9	10	0	26

* - Overtime ** - Shootout



TAMPA BAY LIGHTNING

Lightning vs. Pens

2007-08 Record: 31-42-9; Fifth place, Southeast Division, 30th overall

2008 Playoff Record: Did not qualify

2007-08 Top Scorer: Vincent Lecavalier (40-52-92)

All-time Tampa Bay scorer vs. Pittsburgh:

Vincent Lecavalier (36gp, 22-10-32)

All-time Pittsburgh scorer vs. Tampa Bay:

Jaromir Jagr (33gp, 20-19-39)

Mario Lemieux (18gp, 11-28-39)

Longest Tampa Bay win streak vs. Pittsburgh:

12, Nov. 8, 2003 – Feb. 25, 2007

Longest Pittsburgh win streak vs. Tampa Bay:

5, Dec. 11, 1993 – Feb. 4, 1995

Longest Tampa Bay undefeated streak vs. Pittsburgh:

12, Nov. 8, 2003 – Feb. 25, 2007 (12-0-0)

Longest Pittsburgh undefeated streak vs. Tampa Bay:

5, Dec. 11, 1993 – Feb. 4, 1995 (5-0-0)

Last Tampa Bay win at home:

Feb. 25, 2007 (5-1) (0-2-0 since last win)

Last Pittsburgh win at home:

Mar. 20, 2008 (4-2) (0-0-0 since last win)

Last Tampa Bay win at Pittsburgh:

Jan. 18, 2008 (3-0) (0-1-0 since last win)

Last Pittsburgh win at Tampa Bay:

Mar. 4, 2008 (2-0) (0-0-0 since last win)

Most goals by Tampa Bay vs. Pittsburgh:

9, Nov. 8, 2003 (TB, 9-0)

Most goals by Pittsburgh vs. Tampa Bay: 10, Nov. 1, 1995 (P, 10-0)

Most goals by both teams:

11, Dec. 21, 1993 (P, 8-3); Nov. 6, 1999 (TB, 7-4)

Last Tampa Bay shutout vs. Pittsburgh:

Jan. 18, 2008 – Johan Holmqvist

Last Pittsburgh shutout vs. Tampa Bay:

Mar. 4, 2008 – Marc-Andre Fleury

Last Tampa Bay hat-trick vs. Pittsburgh:

Nov. 8, 2003 – Vincent Lecavalier

Last Pittsburgh hat-trick vs. Tampa Bay: Nov. 8, 2006 – Nils Ekman

Last Pittsburgh trade with Tampa Bay:

June 28, 2008 – Rights for Ryan Malone and Gary Roberts to Tampa Bay for a third-round selection in 2009 NHL Entry Draft.

Overtime Record vs. Pittsburgh: 5-2-5

year by year

YEAR	PIT	ROAD	TOTAL	GF/GA
1992-93	0-0-1	1-0-0	1-0-1	8-7
1993-94	2-0-0	1-1-0	3-1-0	18-10
1994-95	1-1-0	1-0-0	2-1-0	13-10
1995-96	2-0-0	1-1-0	3-1-0	18-9
1996-97	1-1-0	0-1-1	1-2-1	18-16
1997-98	1-0-1	2-0-0	3-0-1	14-4
1998-99	2-0-0	2-1-0	4-1-0	15-10
1999-00	1-1-0	0-2-0	1-3-0	10-14
2000-01	2-0-0	0-1-1	2-1-1	9-10
2001-02	2-0-0	0-2-0	2-2-0	11-9
2002-03	1-0-1	1-1-0	2-1-1	12-12
2003-04	0-2-0	0-2-0	0-4-0	4-23
2004-05	No Season			
2005-06	0-1-1	0-2-0	0-3-1	6-12
2006-07	0-0-2	0-2-0	0-2-2	8-14
2007-08	1-1-0	2-0-0	3-1-0	10-6
TOTALS	16-7-6	11-16-2	27-23-8	174-166

PITTSBURGH PENGUINS vs. TAMPA BAY LIGHTNING

2007-2008 REGULAR SEASON

at PITTSBURGH PENGUINS

Date	Score	W Goal
20 Mar '08	TBL 2 @ PIT 4	Jordan Staal
18 Jan '08	TBL 3 @ PIT 0	Kyle Wanvig

at TAMPA BAY LIGHTNING

Date	Score	W Goal
04 Mar '08	PIT 2 @ TBL 0	Maxime Talbot
10 Jan '08	PIT 4 @ TBL 1	Jordan Staal

Individual Scoring

PENGUINS										LIGHTNING									
Player	GP	G	A	P	+/-	PIM	PP	SH		Player	GP	G	A	P	+/-	PIM	PP	SH	
Evgeni Malkin	4	3	1	4	3	0	0	0		Andre Roy	3	1	2	3	2	0	0	0	
Jordan Staal	4	3	1	4	3	2	1	0		Filip Kuba	3	1	1	2	-3	0	1	0	
Petr Sykora	4	1	3	4	3	4	0	0		Chris Gratton	2	1	1	2	2	0	0	0	
Ryan Malone	4	1	2	3	3	2	0	0		Martin St. Louis	4	0	2	2	-5	2	0	0	
Maxime Talbot	4	1	2	3	2	4	0	0		Jussi Jokinen	2	0	2	2	-4	0	0	0	
Pascal Dupuis	2	0	2	2	2	2	0	0		Brad Richards	2	0	2	2	0	0	0	0	
Jarkko Ruutu	4	1	0	1	0	4	0	0		Vincent Lecavalier	4	1	0	1	-7	2	1	0	
Sergei Gonchar	4	0	1	1	6	2	0	0		Paul Ranger	3	1	0	1	-2	4	0	0	
Kristopher Letang	4	0	1	1	-1	0	0	0		Kyle Wanvig	2	1	0	1	2	0	0	0	
Brooks Orpik	4	0	1	1	2	2	0	0		Mathieu Darche	4	0	1	1	0	2	0	0	
Ryan Whitney	4	0	1	1	1	4	0	0		Shane O'Brien	4	0	1	1	-1	4	0	0	
Sidney Crosby	3	0	1	1	2	0	0	0		Doug Janik	4	0	0	0	0	2	0	0	
Darryl Sydor	4	0	0	0	0	0	0	0		Mike Lundin	4	0	0	0	1	6	0	0	
Jeff Taffe	4	0	0	0	-2	0	0	0		Craig MacDonald	4	0	0	0	-1	0	0	0	
Tyler Kennedy	3	0	0	0	0	0	0	0		Nick Tarnasky	4	0	0	0	0	0	0	0	
Georges Laraque	3	0	0	0	-1	2	0	0		Jason Ward	3	0	0	0	0	0	0	0	
Colby Armstrong	2	0	0	0	0	0	0	0		Dan Boyle	2	0	0	0	-3	2	0	0	
Hal Gill	2	0	0	0	0	0	0	0		Jeff Halpern	2	0	0	0	-1	0	0	0	
Adam Hall	2	0	0	0	-1	0	0	0		Jan Hlavac	2	0	0	0	0	0	0	0	
Christopher Minard	2	0	0	0	0	0	0	0		Andreas Karlsson	2	0	0	0	0	0	0	0	
Rob Scuderi	2	0	0	0	2	0	0	0		Junior Lessard	2	0	0	0	0	0	0	0	
Marian Hossa	1	0	0	0	1	0	0	0		Brad Lukowich	2	0	0	0	1	0	0	0	
Connor James	1	0	0	0	0	0	0	0		Michel Ouellet	2	0	0	0	-1	0	0	0	
Ryan Stone	1	0	0	0	0	0	0	0		Alexandre Picard	2	0	0	0	-4	0	0	0	

Power Play: 1-11 9.1% / Penalty Killing: 12-14 85.7%

Power Play: 2-14 14.3% / Penalty Killing: 10-11 90.9%

Goaltending

PENGUINS										LIGHTNING									
Goalie	GP	Min	WLOT	GA	SA	SV	GAA	SV%		Goalie	GP	Min	WLOT	GA	SA	SV	GAA	SV%	
Marc-Andre Fleury	2	120	2-0-0	2	56	54	1.00	.964		Johan Holmqvist	1	60	1-0-0	0	27	27	0.00	1.000	
Ty Conklin	2	120	1-1-0	4	70	66	2.00	.943		Karri Ramo	1	59	0-1-0	3	28	25	3.07	.893	
										Mike Smith	2	118	0-2-0	5	45	40	2.55	.889	

Goals by Period

PENGUINS						LIGHTNING					
	1st	2nd	3rd	OT	Total		1st	2nd	3rd	OT	Total
Goals	1	3	6	0	10	Goals	2	2	2	0	6

Shots by Period

PENGUINS						LIGHTNING					
	1st	2nd	3rd	OT	Total		1st	2nd	3rd	OT	Total
Shots	32	28	42	0	102	Shots	47	33	46	0	126

* - Overtime ** - Shootout



TORONTO MAPLE LEAFS

Leafs vs. Pens

2007-08 Record: 36-35-11; Fifth place, Northeast Division, 24th overall

2008 Playoff Record: Did not qualify

2007-08 Top Scorer: Mats Sundin 32-46-78

All-time Toronto scorer vs. Pittsburgh:

Darryl Sittler (53gp, 29-37-66)

All-time Pittsburgh scorer vs. Toronto:

Mario Lemieux (33gp, 31-40-71)

Longest Toronto win streak vs. Pittsburgh:

5, Dec. 10, 2002 – Feb. 16, 2004

Longest Pittsburgh win streak vs. Toronto:

6, Dec. 30, 1974 – Feb. 19, 1976

Longest Toronto undefeated streak vs. Pittsburgh:

8, Jan. 13, 1968 – Mar. 1, 1969 (4-0-4)

Longest Pittsburgh undefeated streak vs. Toronto:

6, Dec. 30, 1974 – Feb. 19, 1976 (6-0-0)

Last Toronto win at home:

Dec. 1, 2007 (4-2) (0-0-0 since last win)

Last Pittsburgh win at home:

Jan. 3, 2008 (6-2) (0-0-0 since last win)

Last Toronto win at Pittsburgh:

Oct. 25, 2007 (5-2) (0-1-0 since last win)

Last Pittsburgh win at Toronto:

Oct. 13, 2007 (6-4) (0-1-0 since last win)

Most goals by Toronto vs. Pittsburgh:

9, Jan. 7, 1980 (T, 9-5)

Most goals by Pittsburgh vs. Toronto:

12, Dec. 26, 1991 (P, 12-1)

Most goals by both teams:

15, Feb. 21, 1991 (P, 11-4)

Last Toronto shutout vs. Pittsburgh:

Mar. 19, 2006 (1-0) – Mikael Tellqvist

Last Pittsburgh shutout vs. Toronto:

Dec. 4, 2001 (1-0) – Johan Hedberg

Last Toronto hat-trick vs. Pittsburgh:

Mar. 5, 1980 – Darryl Sittler

Last Pittsburgh hat-trick vs. Toronto:

Jan. 3, 2008 – Evgeni Malkin

Last Pittsburgh trade with Toronto:

Feb. 11, 2004 – Drake Berehowsky to Toronto for Ric Jackman

Overtime Record vs. Pittsburgh: 5-2-3

year by year

YEAR	PIT	ROAD	TOTAL	GF/GA
1967-68	1-0-1	1-1-0	2-1-1	9-14
1968-69	0-2-1	0-1-2	0-3-3	11-19
1969-70	1-0-2	1-2-0	2-2-2	14-19
1970-71	2-1-0	0-2-1	2-3-1	18-18
1971-72	1-2-0	1-2-0	2-4-0	13-14
1972-73	2-1-0	0-1-1	2-2-1	18-17
1973-74	0-2-0	1-1-1	1-3-1	13-20
1974-75	2-0-0	2-1-0	4-1-0	31-21
1975-76	3-0-0	1-1-0	4-1-0	32-18
1976-77	1-1-0	1-0-2	2-1-2	19-16
1977-78	1-2-0	2-0-0	3-2-0	17-22
1978-79	1-1-0	0-2-0	1-3-0	10-19
1979-80	1-1-0	1-1-0	2-2-0	18-20
1980-81	1-1-0	0-1-1	1-2-1	15-16
1981-82	0-1-1	0-0-1	0-1-2	10-12
1982-83	1-0-0	0-2-0	1-2-0	8-15
1983-84	1-1-0	0-0-1	1-1-1	8-7
1984-85	0-1-0	2-0-0	2-1-0	12-9
1985-86	2-0-0	1-0-0	3-0-0	18-9
1986-87	1-0-0	0-2-0	1-2-0	12-13
1987-88	1-1-0	1-0-0	2-1-0	9-9
1988-89	1-0-0	1-1-0	2-1-0	16-10
1989-90	1-1-0	0-1-0	1-2-0	17-21
1990-91	1-0-0	1-1-0	2-1-0	20-15
1991-92	2-0-0	0-1-0	2-1-0	22-8
1992-93	0-0-1	0-1-0	0-1-1	5-7
1993-94	0-1-0	0-0-1	0-1-1	6-8
1994-95	Did Not Play			
1995-96	1-0-0	0-1-0	1-1-0	9-7
1996-97	1-0-0	1-0-0	2-0-0	12-8
1997-98	1-0-0	1-0-0	2-0-0	8-1
1998-99	1-1-0	1-1-0	2-2-0	13-13
1999-00	2-0-0	1-1-0	3-1-0	14-8
2000-01	1-1-0	0-1-0	1-2-0	10-12
2001-02	1-1-0	1-1-0	2-2-0	6-10
2002-03	0-2-0	1-1-0	1-3-0	9-18
2003-04	0-2-0	1-1-0	1-3-0	9-19
2004-05	No Season			
2005-06	0-1-1	0-1-1	0-2-2	7-12
2006-07	2-0-0	1-0-1	3-0-1	22-13
2007-08	1-1-0	1-1-0	2-2-0	16-15
TOTALS	39-29-7	26-34-13	65-63-20	536-532

PITTSBURGH PENGUINS vs. TORONTO MAPLE LEAFS

2007-2008 REGULAR SEASON

at PITTSBURGH PENGUINS

Date	Score	W Goal
03 Jan '08	TOR 2 @ PIT 6	Tyler Kennedy
25 Oct '07	TOR 5 @ PIT 2	Jiri Tlusty

at TORONTO MAPLE LEAFS

Date	Score	W Goal
01 Dec '07	PIT 2 @ TOR 4	Nik Antropov
13 Oct '07	PIT 6 @ TOR 4	Sidney Crosby

Individual Scoring

PENGUINS										MAPLE LEAFS									
Player	GP	G	A	P	+/-	PIM	PP	SH		Player	GP	G	A	P	+/-	PIM	PP	SH	
Sidney Crosby	4	3	4	7	1	2	1	0		Alexander Steen	4	1	6	7	5	0	0	0	
Evgeni Malkin	4	3	3	6	-1	6	1	0		Mats Sundin	4	1	6	7	2	4	0	0	
Sergei Gonchar	3	1	3	4	0	4	1	0		Nik Antropov	4	2	4	6	0	16	1	0	
Erik Christensen	4	3	0	3	0	0	1	0		Jason Blake	4	4	1	5	1	2	1	0	
Petr Sykora	4	1	2	3	-1	4	0	0		Pavel Kubina	3	0	4	4	3	8	0	0	
Ryan Malone	4	2	0	2	-1	5	0	0		Jiri Tlusty	2	2	0	2	2	0	0	0	
Maxime Talbot	2	2	0	2	1	4	0	1		Alexei Ponikarovsky	3	1	1	2	-3	0	0	0	
Colby Armstrong	4	0	2	2	-2	4	0	0		Boyd Devereaux	4	1	0	1	-2	0	0	0	
Adam Hall	4	0	2	2	2	0	0	0		Tomas Kaberle	4	1	0	1	1	2	1	0	
Jarkko Ruutu	4	0	2	2	2	7	0	0		Darcy Tucker	3	1	0	1	-2	7	0	0	
Jordan Staal	4	0	2	2	0	4	0	0		Mark Bell	2	1	0	1	1	7	0	0	
Ryan Whitney	4	0	2	2	-2	0	0	0		Hal Gill	4	0	1	1	-1	0	0	0	
Mark Recchi	2	0	2	2	-1	0	0	0		Matt Stajan	4	0	1	1	2	6	0	0	
Tyler Kennedy	2	1	0	1	0	2	0	0		Simon Gamache	2	0	1	1	1	2	0	0	
Brooks Orpik	4	0	1	1	0	2	0	0		Bryan McCabe	2	0	1	1	-2	12	0	0	
Darryl Sydor	4	0	1	1	0	2	0	0		Kyle Wellwood	1	0	1	1	1	0	0	0	
Gary Roberts	3	0	1	1	-3	6	0	0		Chad Kilger	4	0	0	0	-4	2	0	0	
Kristopher Letang	2	0	1	1	2	0	0	0		Ian White	4	0	0	0	0	0	0	0	
Rob Scuderi	4	0	0	0	2	2	0	0		Andy Wozniewski	4	0	0	0	0	4	0	0	
Mark Eaton	3	0	0	0	-1	0	0	0		Wade Belak	3	0	0	0	-2	0	0	0	
Georges Laraque	2	0	0	0	0	0	0	0		John Pohl	2	0	0	0	0	0	0	0	
Jeff Taffe	1	0	0	0	0	0	0	0		Bates Battaglia	1	0	0	0	0	0	0	0	

Power Play: 4-23 17.4% / Penalty Killing: 17-20 85.0%

Power Play: 3-20 15.0% / Penalty Killing: 19-23 82.6%

Goaltending

PENGUINS										MAPLE LEAFS										
Goalie	GP	Min	WLOT	GA	SA	SV	GAA	SV%		Goalie	GP	Min	WLOT	GA	SA	SV	GAA	SV%		
Ty Conklin	1	60	1-0-0	2	35	33	2.00	.943		Vesa Toskala	3	179	2-1-0	9	108	99	3.02	.917		
Marc-Andre Fleury	2	104	1-1-0	7	48	41	4.03	.854		Scott Clemmensen	1	60	0-1-0	6	24	18	6.02	.750		
Dany Sabourin	2	75	0-1-0	5	46	41	4.01	.891												

Goals by Period

PENGUINS						MAPLE LEAFS					
	1st	2nd	3rd	OT	Total		1st	2nd	3rd	OT	Total
Goals	2	5	9	0	16	Goals	4	5	6	0	15

Shots by Period

PENGUINS						MAPLE LEAFS					
	1st	2nd	3rd	OT	Total		1st	2nd	3rd	OT	Total
Shots	38	52	43	0	133	Shots	41	45	44	0	130

* - Overtime ** - Shootout



VANCOUVER CANUCKS

Canucks vs. Pens

2007-08 Record: 39-33-10; Fifth place, Northwest Division, 21st overall

2007 Playoff Record: Did not qualify

2007-08 Top Scorer: Henrik Sedin (15-61-76)

All-time Vancouver scorer vs. Pittsburgh:

Don Lever (33gp, 17-17-34)

All-time Pittsburgh scorer vs. Vancouver:

Mario Lemieux (28gp, 26-35-61)

Longest Vancouver win streak vs. Pittsburgh:

5, Nov. 21, 2001 – Jan. 16, 2006

Longest Pittsburgh win streak vs. Vancouver:

9, Mar. 5, 1991 – Feb. 26, 1996

Longest Vancouver undefeated streak vs. Pittsburgh:

5, Nov. 21, 2001 – Jan. 16, 2006 (5-0-0)

Longest Pittsburgh undefeated streak vs. Vancouver:

9, Mar. 5, 1991 – Feb. 26, 1996 (9-0-0)

Last Vancouver win at home:

Dec. 9, 2003 (4-3 OT) (0-0-1 since last win)

Last Pittsburgh win at home:

Feb. 14, 2000 (3-0) (0-3-0 since last win)

Last Vancouver win at Pittsburgh:

Jan. 16, 2006 (4-2) (0-0-0 since last win)

Last Pittsburgh win at Vancouver:

Dec. 8, 2007 (2-1 SO) (0-0-0 since last win)

Most goals by Vancouver vs. Pittsburgh:

10, Dec. 19, 1980 (V, 10-4)

Most goals by Pittsburgh vs. Vancouver:

9, Oct. 6, 1976 (P, 9-5); Mar. 13, 1979 (P, 9-3); Feb. 15, 1986 (P, 9-4)

Most goals by both teams:

12, four times, last time – Feb. 29, 1985 (V, 9-5)

Last Vancouver shutout vs. Pittsburgh:

Feb. 17, 1988 (5-0) – Kirk McLean

Last Pittsburgh shutout vs. Vancouver:

Feb. 14, 2000 (3-0) – Jean-Sabastien Aubin

Last Vancouver hat-trick vs. Pittsburgh:

Dec. 9, 2003 – Markus Nasland (4)

Last Pittsburgh hat-trick vs. Vancouver:

Jan. 23, 1987 – Mario Lemieux

Last Pittsburgh trade with Vancouver:

March 9, 2004 – Marc Bergevin to Vancouver for a seventh-round selection in the 2004 NHL Entry Draft

Overtime Record vs. Pittsburgh: 1-3-5

year by year

YEAR	PIT	ROAD	TOTAL	GF/GA
1970-71	3-0-0	1-1-1	4-1-1	24-15
1971-72	2-1-0	2-1-0	4-2-0	21-20
1972-73	2-1-0	1-1-0	3-2-0	18-14
1973-74	2-0-0	2-1-0	4-1-0	27-16
1974-75	2-0-0	1-1-0	3-1-0	18-15
1975-76	1-0-1	1-1-0	2-1-1	16-15
1976-77	1-0-1	1-1-0	2-1-1	16-10
1977-78	1-1-0	0-1-1	1-2-1	16-16
1978-79	1-1-0	2-0-0	3-1-0	24-16
1979-80	1-0-1	1-1-0	2-1-1	13-12
1980-81	0-1-1	0-2-0	0-3-1	13-23
1981-82	1-0-0	1-0-1	2-0-1	13-10
1982-83	1-1-0	0-1-0	1-2-0	10-17
1983-84	0-1-0	1-1-0	1-2-0	12-14
1984-85	2-0-0	0-1-0	2-1-0	17-14
1985-86	1-0-0	1-1-0	2-1-0	18-11
1986-87	0-0-2	1-0-0	1-0-2	11-5
1987-88	1-0-0	0-2-0	1-2-0	10-14
1988-89	1-1-0	1-0-0	2-1-0	14-12
1989-90	1-0-0	0-2-0	1-2-0	10-13
1990-91	1-0-1	0-1-0	1-1-1	9-7
1991-92	1-0-0	1-0-0	2-0-0	11-6
1992-93	1-0-0	1-0-0	2-0-0	10-3
1993-94	1-0-0	1-0-0	2-0-0	8-5
1994-95	Did Not Play			
1995-96	1-0-0	1-0-0	2-0-0	15-9
1996-97	1-0-0	0-1-0	1-1-0	7-6
1997-98	1-0-0	1-0-0	2-0-0	10-8
1998-99	1-0-0	0-0-1	1-0-1	8-7
1999-00	1-0-0	0-0-0	1-0-0	3-0
2000-01	0-0-0	1-0-0	1-0-0	4-2
2001-02	0-1-0	0-1-0	0-2-0	3-9
2002-03	0-1-0	0-0-0	0-1-0	2-3
2003-04	0-0-0	0-1-0	0-1-0	3-4
2004-05	No Season			
2005-06	0-1-0	0-0-0	0-1-0	2-4
2006-07	Did Not Play			
2007-08	0-0-0	1-0-0	1-0-0	1-1
TOTALS	33-11-7	24-23-4	57-34-11	417-356

PITTSBURGH PENGUINS vs. VANCOUVER CANUCKS

2007-2008 REGULAR SEASON

at PITTSBURGH PENGUINS

Date	Score	W Goal
	no games	

at VANCOUVER CANUCKS

Date	Score	W Goal
08 Dec '07 **	PIT 2 @ VAN 1	Kristopher Letang

Individual Scoring

PENGUINS										CANUCKS									
Player	GP	G	A	P	+/-	PIM	PP	SH		Player	GP	G	A	P	+/-	PIM	PP	SH	
Petr Sykora	1	1	0	1	1	0	0	0		Ryan Kesler	1	1	0	1	1	0	0	0	
Georges Laraque	1	0	1	1	1	0	0	0		Alex Burrows	1	0	1	1	1	0	0	0	
Evgeni Malkin	1	0	1	1	1	2	0	0		Willie Mitchell	1	0	1	1	1	4	0	0	
Colby Armstrong	1	0	0	0	-1	0	0	0		Matt Cooke	1	0	0	0	1	5	0	0	
Erik Christensen	1	0	0	0	0	2	0	0		Jeff Cowan	1	0	0	0	0	0	0	0	
Sidney Crosby	1	0	0	0	-1	2	0	0		Alexander Edler	1	0	0	0	-1	0	0	0	
Mark Eaton	1	0	0	0	-1	2	0	0		Brad Isbister	1	0	0	0	0	2	0	0	
Sergei Gonchar	1	0	0	0	0	0	0	0		Lukas Krajccek	1	0	0	0	0	2	0	0	
Tyler Kennedy	1	0	0	0	0	0	0	0		Trevor Linden	1	0	0	0	0	0	0	0	
Kristopher Letang	1	0	0	0	0	0	0	0		Aaron Miller	1	0	0	0	1	0	0	0	
Ryan Malone	1	0	0	0	-1	7	0	0		Brendan Morrison	1	0	0	0	-1	0	0	0	
Gary Roberts	1	0	0	0	0	2	0	0		Markus Naslund	1	0	0	0	0	0	0	0	
Jarkko Ruutu	1	0	0	0	0	0	0	0		Mattias Ohlund	1	0	0	0	-1	0	0	0	
Rob Scuderi	1	0	0	0	0	0	0	0		Taylor Pyatt	1	0	0	0	-1	4	0	0	
Jordan Staal	1	0	0	0	0	0	0	0		Byron Ritchie	1	0	0	0	-1	0	0	0	
Darryl Sydor	1	0	0	0	0	0	0	0		Sami Salo	1	0	0	0	0	2	0	0	
Maxime Talbot	1	0	0	0	0	2	0	0		Henrik Sedin	1	0	0	0	0	0	0	0	
Ryan Whitney	1	0	0	0	1	0	0	0		Daniel Sedin	1	0	0	0	0	0	0	0	

Power Play: 0-5 0.0% / Penalty Killing: 5-5 100.0%

Power Play: 0-5 0.0% / Penalty Killing: 5-5 100.0%

Goaltending

PENGUINS										CANUCKS									
Goalie	GP	Min	WLOT	GA	SA	SV	GAA	SV%		Goalie	GP	Min	WLOT	GA	SA	SV	GAA	SV%	
Dany Sabourin	1	65	1-0-0	1	36	35	0.93	.972		Roberto Luongo	1	65	0-0-1	1	33	32	0.92	.970	

Goals by Period

PENGUINS						CANUCKS					
	1st	2nd	3rd	OT	Total		1st	2nd	3rd	OT	Total
Goals	1	0	0	0	1	Goals	0	0	1	0	1

Shots by Period

PENGUINS						CANUCKS					
	1st	2nd	3rd	OT	Total		1st	2nd	3rd	OT	Total
Shots	11	15	4	3	33	Shots	6	16	13	1	36

* - Overtime ** - Shootout



WASHINGTON CAPITALS

Capitals vs. Pens

2007-08 Record: 43-31-8; First place, Southeast Division, 12th overall

2008 Playoff Record: Lost to Philadelphia, 4-3, ECQF

2007-08 Top Scorer: Alexander Ovechkin (65-47-112)

All-time Washington scorer vs. Pittsburgh:

Mike Gartner (60gp, 39-36-75)

All-time Pittsburgh scorer vs. Washington:

Mario Lemieux (61gp, 51-50-101)

Longest Washington win streak vs. Pittsburgh:

9, Dec. 2, 1984 – Nov. 20, 1985

Longest Pittsburgh win streak vs. Washington:

7, Feb. 2, 1988 – Nov. 30, 1988

Longest Washington undefeated streak vs. Pittsburgh:

16, Oct. 25, 1983 – Nov. 20, 1985 (15-0-1)

Longest Pittsburgh undefeated streak vs. Washington:

7, Feb. 2, 1988 – Nov. 20, 1985 (7-0-0)

Last Washington win at home:

Mar. 8, 2006 (6-3) (0-3-1 since last win)

Last Pittsburgh win at home:

Dec. 27, 2007 (4-3 OT) (0-0-1 since last win)

Last Washington win at Pittsburgh:

Jan. 21, 2008 (6-5 SO) (0-0-0 since last win)

Last Pittsburgh win at Washington:

Mar. 9, 2008 (4-2) (0-0-0 since last win)

Most goals by Washington vs. Pittsburgh:

9, Mar. 1, 1984 (W, 9-1); Dec. 2, 1984 (W, 9-1)

Most goals by Pittsburgh vs. Washington:

12, Mar. 15, 1975 (P, 12-1)

Most goals by both teams: 15, Oct. 11, 1988 (P, 8-7)

Last Washington shutout vs. Pittsburgh:

Oct. 29, 1991 – Don Beaupre

Last Pittsburgh shutout vs. Washington:

Feb. 3, 2007 – Marc-Andre Fleury

Last Washington hat-trick vs. Pittsburgh:

Nov. 1, 1996 – Joe Juneau

Last Pittsburgh hat-trick vs. Washington:

Jan. 8, 2001 – Martin Straka

Last Pittsburgh trade with Washington:

July 11, 2001 – Kris Beech, Ross Lupaschuk and Michal Sivek to Pittsburgh for Jaromir Jagr and Frantisek Kucera

Overtime Record vs. Pittsburgh: 3-8-9

year by year

YEAR	PIT	ROAD	TOTAL	GF/GA
1974-75	3-0-0	2-1-0	5-1-0	36-13
1975-76	2-1-0	2-0-1	4-1-1	36-23
1976-77	1-2-0	0-2-1	1-4-1	16-22
1977-78	0-2-1	1-2-0	1-4-1	15-20
1978-79	2-1-1	2-2-0	4-3-1	32-28
1979-80	2-0-0	1-1-0	3-1-0	16-10
1980-81	0-1-1	2-0-0	2-1-1	18-14
1981-82	2-1-1	3-1-0	5-2-1	40-33
1982-83	1-2-0	0-3-1	1-5-1	23-36
1983-84	0-4-0	1-2-0	1-6-0	12-28
1984-85	0-2-1	0-4-0	0-6-1	20-44
1985-86	1-3-0	0-3-0	1-6-0	22-27
1986-87	3-0-0	1-3-0	4-3-0	30-26
1987-88	3-0-1	2-1-0	5-1-1	32-23
1988-89	2-1-0	2-2-0	4-3-0	31-35
1989-90	3-1-0	2-1-0	5-2-0	34-28
1990-91	2-1-0	2-1-1	4-2-1	29-26
1991-92	1-2-0	1-3-0	2-5-0	21-35
1992-93	3-0-0	2-1-1	5-1-1	32-22
1993-94	1-1-0	0-1-1	1-2-1	14-18
1994-95	1-1-0	1-1-0	2-2-0	10-11
1995-96	2-0-0	1-1-0	3-1-0	12-8
1996-97	2-0-0	1-1-0	3-1-0	14-11
1997-98	0-1-1	1-0-1	1-1-2	9-9
1998-99	2-0-0	0-2-0	2-2-0	17-12
1999-00	2-0-0	1-1-0	3-1-0	12-8
2000-01	1-1-0	1-1-0	2-2-0	14-13
2001-02	2-0-0	0-0-2	2-0-2	16-11
2002-03	1-1-0	0-2-0	1-3-0	8-13
2003-04	2-0-0	0-2-0	2-2-0	13-12
2004-05	No Season			
2005-06	2-0-0	1-1-0	3-1-0	22-14
2006-07	2-0-0	2-0-0	4-0-0	13-9
2007-08				
TOTALS	51-29-7	35-46-9	86-75-16	669-642

PITTSBURGH PENGUINS vs. WASHINGTON CAPITALS 2007-2008 REGULAR SEASON

at PITTSBURGH PENGUINS

Date	Score	W Goal
21 Jan '08 **	WSH 6 @ PIT 5	Alexander Semin
27 Dec '07 *	WSH 3 @ PIT 4	Sergei Gonchar

at WASHINGTON CAPITALS

Date	Score	W Goal
09 Mar '08	PIT 4 @ WSH 2	Sidney Crosby
20 Oct '07	PIT 2 @ WSH 1	Ryan Whitney

Individual Scoring

PENGUINS										CAPITALS									
Player	GP	G	A	P	+/-	PIM	PP	SH		Player	GP	G	A	P	+/-	PIM	PP	SH	
Evgeni Malkin	4	2	4	6	3	2	1	0		Nicklas Backstrom	4	0	7	7	1	2	0	0	
Sidney Crosby	3	2	3	5	3	0	0	0		Alexander Ovechkin	4	3	3	6	1	4	1	0	
Sergei Gonchar	4	1	4	5	0	4	0	0		Viktor Kozlov	4	2	1	3	1	0	1	0	
Ryan Malone	3	1	3	4	3	0	1	0		Alexander Semin	3	1	2	3	-3	6	1	0	
Jordan Staal	4	2	1	3	1	7	0	0		Brian Pothier	2	2	0	2	0	0	0	0	
Ryan Whitney	4	1	2	3	2	2	1	0		Tomas Fleischmann	3	1	1	2	0	0	0	0	
Petr Sykora	4	2	0	2	0	2	1	0		Boyd Gordon	4	0	2	2	0	0	0	0	
Darryl Sydor	4	1	1	2	3	0	1	0		Donald Brashear	4	1	0	1	-2	10	0	0	
Jeff Taffe	3	1	1	2	2	0	0	0		Brooks Laich	4	1	0	1	-4	4	1	0	
Colby Armstrong	2	1	1	2	0	2	0	0		Milan Jurcina	4	0	1	1	1	0	0	0	
Erik Christensen	2	0	2	2	-1	0	0	0		Matt Pettinger	3	0	1	1	1	5	0	0	
Maxime Talbot	3	1	0	1	-1	2	0	0		Michael Nylander	2	0	1	1	0	2	0	0	
Brooks Orpik	4	0	1	1	0	4	0	0		Sergei Fedorov	1	0	1	1	-2	2	0	0	
Jarkko Ruutu	4	0	1	1	1	6	0	0		Mike Green	4	0	0	0	-2	6	0	0	
Mark Recchi	1	0	1	1	1	0	0	0		Tom Poti	4	0	0	0	-1	2	0	0	
Georges Laraque	4	0	0	0	-1	10	0	0		Jeff Schultz	4	0	0	0	-1	0	0	0	
Kristopher Letang	3	0	0	0	0	0	0	0		Matt Bradley	3	0	0	0	-1	2	0	0	
Rob Scuderi	3	0	0	0	-2	4	0	0		Shaone Morrisonn	3	0	0	0	-3	6	0	0	
Adam Hall	2	0	0	0	1	0	0	0		David Steckel	3	0	0	0	0	0	0	0	
Tyler Kennedy	2	0	0	0	0	0	0	0		John Erskine	2	0	0	0	0	2	0	0	
Christopher Minard	2	0	0	0	-1	0	0	0		Quintin Laing	2	0	0	0	0	2	0	0	
Gary Roberts	2	0	0	0	-1	0	0	0		Chris Clark	1	0	0	0	0	0	0	0	
Tim Brent	1	0	0	0	-1	0	0	0		Matt Cooke	1	0	0	0	0	0	0	0	
Pascal Dupuis	1	0	0	0	1	0	0	0		Steve Eminger	1	0	0	0	-1	0	0	0	
Mark Eaton	1	0	0	0	0	0	0	0		Eric Fehr	1	0	0	0	0	0	0	0	
Jonathan Filewich	1	0	0	0	-1	0	0	0		Joe Motzko	1	0	0	0	0	0	0	0	
Hal Gill	1	0	0	0	2	2	0	0											

Power Play: 5-20 25.0% / Penalty Killing: 14-18 77.8%

Power Play: 4-18 22.2% / Penalty Killing: 15-20 75.0%

Goaltending

PENGUINS										CAPITALS									
Goalie	GP	Min	WLOT	GA	SA	SV	GAA	SV%		Goalie	GP	Min	WLOT	GA	SA	SV	GAA	SV%	
Marc-Andre Fleury	2	120	2-0-0	3	69	66	1.50	.957		Olaf Kolzig	2	109	1-0-1	7	33	26	3.87	.788	
Ty Conklin	2	98	1-0-1	4	42	38	2.44	.905		Cristobal Huet	1	60	0-1-0	3	25	22	3.01	.880	
Dany Sabourin	1	28	0-0-0	4	13	9	8.66	.692		Brent Johnson	2	77	0-1-0	4	31	27	3.12	.871	

Goals by Period

PENGUINS						CAPITALS					
	1st	2nd	3rd	OT	Total		1st	2nd	3rd	OT	Total
Goals	4	6	4	1	15	Goals	4	6	1	0	11

Shots by Period

PENGUINS						CAPITALS					
	1st	2nd	3rd	OT	Total		1st	2nd	3rd	OT	Total
Shots	25	31	32	2	90	Shots	37	52	35	0	124

* - Overtime ** - Shootout



2008-09 ON-ICE OFFICIALS

REFEREES


<u>Name</u>	<u>Sweater #</u>
Auger, Stephane	15
Banfield, David (MLR)	44
Ciamaga, Chris (MLR)	41
Devorski, Paul	10
Dwyer, Gord	19
Fraser, Kerry	2
Furlatt, Eric	27
Hasenfratz, Mike	30
Hebert, Ghislain (MLR)	49
Jackson, Dave	8
Joannette, Marc	25
Kimmerly, Greg	18
Koharski, Don	12
Kowal, Tom	32
Kozari, Steve	40
LaRue, Dennis	14
L'Ecuyer, Frederick (MLR)	48
Lee, Chris	28
Leggo, Mike	3
Marouelli, Dan	6
Martell, Rob	26
McCauley, Wes	4
McCreary, Bill	7
Meier, Brad	34
Morton, Dean	36
O'Halloran, Dan	13
O'Rourke, Dan	42
Peel, Tim	20
Pochmara, Brian	43
Pollock, Kevin	33
Rehman, Kyle (MLR)	37
Rooney, Chris	5
St-Laurent, Francois (MLR)	38
St. Pierre, Justin	45
Shick, Rob	16
Sutherland, Kelly	11
Van Massenhoven, Don	21
Walsh, Ian	29
Watson, Brad	23

LINESMEN

<u>Name</u>	<u>Sweater #</u>
Amell, Derek	75
Barton, Steve	59
Brisebois, David	96
Cameron, Lonnie	74
Champoux, Pierre	67
Cherrey, Scott	50
Cormier, Michel	76
Cvik, Mike	88
Devorski, Greg	54
Driscoll, Scott	68
Galloway, Ryan	82
Gibbs, Darren	66
Henderson, Don	91
Heyer, Shane	55
Kovachik, Brad	71
Lazarowich, Brad	86
Mach, Brian	78
McElman, Andy	90
Miller, Steve	89
Morin, Jean	97
Murphy, Brian	93
Murray, Jonny	95
Nansen, Derek	70
Nelson, Thor	80
Nowak, Tim	77
Pare, Mark	79
Racicot, Pierre	65
Rody, Vaughan	73
Schachte, Dan	47
Seitz, Lyle	61
Sericolo, Anthony	84
Sharrers, Jay	57
Shewchyk, Mark	92
Wheler, Mark	56

(MLR) = Minor League Referee

HISTORY



PENGUINS HALL OF FAME

Bob Johnson (1992)



Bob Johnson coached the Penguins to their first Stanley Cup Championship in 1990-91. An outstanding coach with the University of Wisconsin and the Calgary Flames, Johnson became head coach of Pittsburgh on June 12, 1990, and led the team to its first Patrick Division title with 88 points. The Penguins then went on to win the Patrick Division playoff title and the Wales Conference Trophy to earn the club's first trip to the Stanley Cup Finals. The team claimed the Cup on May 25, 1991, with an 8-0 win at Minnesota, with Johnson becoming only the second American-born coach to win the championship. Just six months later, on November 26, 1991, Johnson passed away at his home in Colorado. Thanks in large part to Bob Johnson, it will always be a "Great Day for Hockey" in Pittsburgh.

Rick Kehoe (1992)



Acquired from Toronto on Sept. 13, 1974, Rick Kehoe played 11 seasons with the Penguins (1974-75 to 1984-85). A right wing, he scored a career-high 55 goals during the 1980-81 season - only Mario Lemieux and Jaromir Jagr have tallied more goals in a single season with the team. With Pittsburgh, Kehoe led the team in goals and points on three occasions, recorded 25 or more goals in nine of his 11 seasons, and hit the 30-goal mark five times. Kehoe ranks third in club history with 636 regular season points, trailing only Lemieux and Jagr. He also ranks fourth in games (722), fourth in goals (312), sixth in assists (324), fourth in power play goals (95) and fourth in hat tricks (8). He played in the NHL All-Star Game twice and won the Lady Byng Trophy in 1981.

Jean Pronovost (1992)



Jean Pronovost played 10 seasons with the Penguins (1968 through 1978) and has played in more games than any other player in club history (753) with the exceptions of Mario Lemieux and Jaromir Jagr. A right wing, Pronovost became the first Penguins player to record 50 goals in a season when he tallied 52 in 1975-76. He led the team in goals five times and points twice, recorded 20-or-more goals in nine of his 10 seasons, and played in 70 or more games in eight of those 10. Pronovost ranks third in club history in goals (316), fifth in points (603), eighth in assists (287), fifth in power play goals (70) and third in game-winning goals (42). He represented the Penguins in the NHL All-Star Game four times and served as team captain in 1977-78.

Syl Apps (1994)



Syl Apps was acquired from the New York Rangers with Sheldon Kannegiesser in January of 1971. He spent six full seasons and parts of two others with Pittsburgh, recording 151 goals, 349 assists and 500 points in 495 regular season games. Apps led the team in scoring three times, and currently ranks 10th on the Penguins career list in goals, fourth in assists, seventh in points and fifth in short-handed goals (11). He led the Penguins in assists five times, including the 1975-76 season when he notched a career-high 99 points (32+67). He was also the MVP at the 1975 NHL All-Star Game in Montreal. For four seasons, Apps centered the famed "Century Line" that included right wing Jean Pronovost and left wing Lowell MacDonald. The trio combined for 203 points and 84 goals in 1972-73, 239 points and 107 goals in 1973-74, 214 points and 94 goals in 1974-75 and 276 points and 114 goals in 1975-76.

Dave Burrows (1996)



Dave Burrows was one of the survivors of a dying breed - the defensive defenseman - and his perfection of the art made him one of the most popular players in Penguins history. The Penguins selected Burrows from the Chicago Blackhawks in the NHL Intra-League Draft in June of 1971. He played in Pittsburgh through the 1977-78 season, before being traded to Toronto for Randy Carlyle and George Ferguson in June of 1978. He was reacquired by Pittsburgh in November of 1980, and remained with the team through the 1981-82 season. Overall, he played in 724 games with Pittsburgh and Toronto, collecting 29 goals and 135 assists for 164 points. Burrows totaled just 377 penalty minutes in his career, along with just six in 29 playoff games. With the Penguins, he recorded 132 points (24+108) in 573 games and four points (1+3) in 20 post season contests. Burrows played in the 1974 and 1976 NHL All-Star Games and was chosen to play for Team Canada in 1976.

Edward J. DeBartolo (1996)

Edward J. DeBartolo bought one-third ownership in the Penguins in 1977, then purchased the team outright one year later. With patience and perseverance, the DeBartolo franchise endured a streak of six consecutive seasons without a playoff berth before beginning to rebound in the late 1980s, coming within one game of the Conference Final in 1989. The brightest moment during DeBartolo's tenure was the team's first Stanley Cup Championship in 1991. He was selected as the Vectors' Pittsburgh Man of the Year in 1983, was named Youngstown State's Distinguished Citizen in 1984 and was a 1985 recipient of the Ohio Governor's Award. In 1986, DeBartolo was among 80 people chosen to receive the Ellis Island Medal of Honor, presented to American citizens who have distinguished themselves and preserved the values of their heritage. He passed away on Dec. 19, 1994 at the age of 85.

Elaine Heufelder (1996)

Elaine Heufelder served the Penguins and Mellon Arena for more than 35 years. She was the executive assistant for the Civic Arena's first building manager, Charles Strong, and worked for Paul Martha, Edward J. DeBartolo Sr., Roger Marino and Mario Lemieux. Throughout her career, she played a key role in the operation of the building and the team's front office. She retired at the conclusion of the 2002-03 season.

Mario Lemieux (1999)

Lemieux is simply the greatest player in Penguins history, the club's all-time leading scorer and the captain of Pittsburgh's two Stanley Cup Championship teams in 1990-91 and 1991-92. Drafted first overall in 1984, Lemieux recorded 613 goals and 881 assists for 1,494 points in 745 games during his first 12 seasons. He won six NHL scoring championships, three MVP trophies, two Conn Smythe trophies as MVP of the playoffs, and the Calder Trophy as Rookie of the Year in 1984-85. He also became the only player in NHL history to average more than two points per game for his career when he returned in 1997. Lemieux then led an ownership group that brought the club out of bankruptcy in 1999. In December of 2000, he made the greatest comeback in sports history when he re-joined the team's lineup after a 3-year retirement. Limited by injuries in the five seasons of his comeback, Lemieux played in just 172 games. He added 77 goals, 152 assists and 229 points since he returned to the ice on Dec. 25, 2000. He retired on Jan. 24, 2006, seventh in NHL history with 1,723 points, ninth with 690 goals and 10th with 1,033 assists. He currently serves the Penguins as Chairman of the Board.

Jack Riley (1999)

Jack Riley was here at the very beginning. The original general manager of the Penguins, Riley assembled the first team in franchise history in 1967 and served two stints as general manager - from 1967-70 and again from 1972-74. He also was team president from 1970-72. A respected figure throughout the hockey world, Jack still serves as a consultant for the American Hockey League. "Jack was the one to pave the way for our organization," said Lemieux, his Hall of Fame classmate. "He gave us the opportunity to have a successful franchise."

Joe Mullen (2000)

As a youngster, Joe Mullen laced up his roller skates at the corner parking lot in the Hell's Kitchen section of New York City. Years later, he became the first American-born player to score 500 goals in the NHL. His 16-year NHL career is full of milestones including three Stanley Cup Championships (1989 with Calgary; 1991 and 1992 with Pittsburgh). He is currently the fourth leading American-born scorer in league history with 502 goals and 1,063 points in 1,062 career games. Since his retirement from play in 1997, Mullen has been honored with inductions into the Hockey Hall of Fame, the USA Hockey Hall of Fame, the Western PA Sports Hall of Fame and in the Boston College Hall of Fame.

Craig Patrick (2001)

In recognition of a lifetime of contributions to the sport on the local, national and international levels, including his outstanding work with the Penguins, Craig Patrick was elected to the Hockey Hall of Fame in 2001. Patrick led the Penguins to two Stanley Cups, five division championships, one President's Trophy and 11 playoff berths in his 16 full seasons on the job. He was honored in 2000 with the Lester Patrick Award for his contributions to hockey in the United States. On the international level, Patrick served as an assistant coach and assistant general manager of the 1980 U. S. Olympic team that performed the 'Miracle On Ice,' winning an improbable gold medal. He was also GM of the 1991 U. S. team at the Canada Cup and the 2002 U. S. Olympic team at Salt Lake City. Patrick played eight seasons in the NHL, registering 72 goals and 163 points in 401 games before retiring from play in 1979. His 16-plus seasons with the Penguins represented the longest continuous stint as general manager in team history.

Mike Lange (2001)

One of the most talented and unique broadcasters in professional sports, Mike Lange has spent 30 seasons as the Penguins' play-by-play voice. He has broadcast games throughout four decades, and his colorful style has made him a hit with hockey fans in Pittsburgh, the tri-state area and across North America. As evidence of his contributions to the sport, the Hockey Hall of Fame honored Lange with the Foster Hewitt Award in November of 2001. Lange's relationship with the Penguins began in 1974-75, when he broke into the NHL as a radio play-by-play man. He left for one season, but returned in 1976-77, and has been a staple of the club's broadcasts ever since. Lange worked radio exclusively until 1979, when games were simulcast on radio and TV. He serves as the Penguins' primary radio announcer.

Anthony 'A.T.' Caggiano (2001)

A. T. Caggiano might not be a name that every Penguins fan recognizes, but he played an important role in the organization's first 33 years. A.T. worked in the Penguins' locker room for more than three decades, and was an indispensable part of the team's staff behind the scenes. Looking after players' practice and game day needs and prepping the visitors' locker room, he was the first person in the office each morning and one of the last to leave after every game. Through 33 seasons, he never missed a Penguins home game. A.T. passed away in May of 2000 and, in his honor, the Penguins Booster Club renamed their annual award the 'A.T. Caggiano Memorial Award' prior to the 2000-01 campaign.

Les Binkley (2003)

Les Binkley was originally purchased by the Penguins from the American Hockey League's Cleveland Barons in 1966 - a full season before the Penguins played their first National Hockey League game. One of the AHL's top netminders during his seven years in Ohio, Binkley played in Pittsburgh from 1967-68 through the 1971-72 season, appearing in 196 regular season games for the Penguins and seven playoff contests. He ranks second on the team's all-time shutout list with 11, and also ranks second for most shutouts in a season with six, which were recorded during the team's inaugural campaign.

Ulf Samuelsson (2003)

A Pittsburgh fan favorite for his rugged style of play, Ulf Samuelsson joined the Penguins on March 4, 1991, from the Hartford Whalers with Ron Francis and Grant Jennings, and went on to star as a member of the Penguins' two Stanley Cup teams. A physical defenseman for the Pens, he played 277 regular season games for the team from 1991 through 1995, recording 94 points and 804 penalty minutes, and added 16 points and 123 penalty minutes in 66 post-season contests. His crowning moment with the Penguins came when Samuelsson notched the series-clinching goal in Game Six of the 1991 Stanley Cup Finals in Minnesota.

Vince Lascheid (2003)

Vince Lascheid entertained Penguins fans at the Igloo from 1970 to 2003 on the arena's organ. For more than 30 years, his tunes survived the test of time with Pittsburgh sports fans. During his musical career, Lascheid also worked with the Pittsburgh Pirates baseball team (1970 to present) and the Pittsburgh Triangles tennis team (mid-1970s).

Paul Coffey (2007)

Coffey, who played here from 1987-92, is the only defenseman in Penguins history to rank in the club's all-time top 10 in points and assists. He averaged well over a point a game during his Penguins career, racking up 108 goals and 332 assists for 440 points in 331 games. He also added 26 points in 22 playoff games. Coffey is also the only defenseman in Penguins history to score more than 100 points in a season – and, in fact, he did it twice. He had 30 goals and 113 points in 1988-89 and 29 goals and 103 points in 1989-90. He followed up with 24 goals and 93 points in 1990-91, when the Penguins went on to win the first of two Stanley Cups. The native of Westin, Ontario holds team single-season records for defensemen in goals (30), assists (83), points (113), shots (342), power play assists (53) and power play points (64).

Frank Sciulli (2007)

Long-time locker room assistant Frank Sciulli, who was with the club from its inception in 1967 until passing away in 2007, was a regular presence in the locker rooms of both the Penguins and the Pittsburgh Steelers. He played an important role "behind the scenes" for the Penguins for parts of five decades.

OPENERS

HOME (21-12-7)			
Oct. 6, 2007	vs. Anaheim	5-4	W
Oct. 5, 2006	vs. Philadelphia	4-0	W
Oct. 8, 2005	vs. Boston	6-7	L*
Oct. 10, 2003	vs. Los Angeles	0-3	L
Oct. 10, 2002	vs. Toronto	0-6	L
Oct. 10, 2001	vs. Colorado	1-3	L
Oct. 13, 2000	vs. Tampa Bay	3-2	W
Oct. 8, 1999	vs. Colorado	3-3	T*
Oct. 17, 1998	vs. NY Rangers	3-3	T*
Oct. 1, 1997	vs. Los Angeles	3-3	T*
Oct. 5, 1996	vs. Tampa Bay	3-4	L*
Oct. 7, 1995	vs. Toronto	8-3	W
Jan. 27, 1995	vs. Ottawa	5-4	W
Oct. 7, 1993	vs. Montreal	2-1	W*
Oct. 6, 1992	vs Philadelphia	3-3	T*
Oct. 6, 1991	vs Philadelphia	2-2	T*
Oct. 7, 1990	vs. New Jersey	7-4	W
Oct. 10, 1989	vs. Winnipeg	5-1	W
Oct. 11, 1988	vs. Washington	8-7	W
Oct. 13, 1987	vs. Buffalo	8-3	W
Oct. 9, 1986	vs. Washington	5-4	W
Oct. 10, 1985	vs. Montreal	3-5	L
Oct. 17, 1984	vs. Vancouver	4-3	W
Oct. 8, 1983	vs. NY Rangers	1-6	L
Oct. 9, 1982	vs. NY Rangers	3-5	L
Oct. 10, 1981	vs. Quebec	2-1	W
Oct. 11, 1980	vs. Winnipeg	5-4	W
Oct. 10, 1979	vs. Winnipeg	4-2	W
Oct. 11, 1978	vs. Toronto	2-3	L
Oct. 12, 1977	vs. St. Louis	4-2	W
Oct. 6, 1976	vs. Vancouver	9-5	W
Oct. 11, 1975	vs. Washington	7-5	W
Oct. 12, 1974	vs. Detroit	7-2	W
Oct. 13, 1973	vs. NY Rangers	2-8	L
Oct. 7, 1972	vs. Los Angeles	4-2	W
Oct. 9, 1971	vs Philadelphia	3-2	W
Oct. 10, 1970	vs. Buffalo	1-2	L
Oct. 11, 1969	vs. California	2-2	T
Oct. 12, 1968	vs. Montreal	1-1	T
Oct. 11, 1967	vs. Montreal	1-2	L

ROAD (15-17-8)			
Oct. 5, 2007	at Carolina	1-4	L
Oct. 12, 2006	at NY Rangers	6-5	W
Oct. 5, 2005	at New Jersey	1-5	L
Oct. 11, 2003	at Philadelphia	3-3	T*
Oct. 14, 2002	at Toronto	5-4	W
Oct. 14, 2001	at Buffalo	1-4	L
Oct. 19, 2000	at Ottawa	3-3	T*
Oct. 1, 1999	at Dallas	4-6	L
Oct. 10, 1998	at NY Islanders	4-3	W
Oct. 3, 1997	at Carolina	4-3	W
Oct. 8, 1996	at Hartford	3-7	L
Oct. 9, 1995	at Colorado	6-6	T*
Jan. 20, 1995	at Tampa Bay	5-3	W
Oct. 5, 1993	at Philadelphia	3-4	L
Oct. 10, 1992	at Montreal	3-3	T*
Oct. 4, 1991	at Buffalo	5-4	W
Oct. 5, 1990	at Washington	7-4	W
Oct. 5, 1989	at Boston	4-5	L
Oct. 7, 1988	at Washington	6-4	W
Oct. 8, 1987	at NY Rangers	4-4	T*
Oct. 12, 1986	at Chicago	4-1	W
Oct. 16, 1985	at Chicago	5-5	T*
Oct. 11, 1984	at Boston	3-4	L
Oct. 4, 1983	at St. Louis	3-5	L
Oct. 5, 1982	at New Jersey	3-3	T
Oct. 6, 1981	at St. Louis	2-6	L
Oct. 9, 1980	at Philadelphia	4-7	L
Oct. 14, 1979	at Boston	4-1	W
Oct. 12, 1978	at Boston	2-8	L
Oct. 14, 1977	at Washington	1-2	L
Oct. 7, 1976	at Montreal	1-10	L
Oct. 7, 1975	at Washington	4-2	W
Oct. 9, 1974	at Minnesota	4-2	W
Oct. 12, 1973	at Atlanta	4-3	W
Oct. 11, 1972	at St. Louis	5-2	W
Oct. 10, 1971	at Buffalo	1-2	L
Oct. 15, 1970	at Minnesota	2-4	L
Oct. 19, 1969	at Boston	0-4	L
Oct. 16, 1968	at Toronto	2-2	T
Oct. 13, 1967	at St. Louis	3-1	W

Season Openers in **Bold** * = overtime game
 RECORD IN SEASON OPENERS (16-18-6)

2000 Season Opener played against Nashville in Japan (3-1 loss)

SEASON RECORDS

OVERALL										
SEASON	GP	W	L	T	OTL	OT	PTS	GF	GA	FINISHED
1967-68	74	27	34	13	--	--	67	195	216	5th, West
1968-69	76	20	45	11	--	--	51	189	252	5th, West
1969-70	76	26	38	12	--	--	64	182	238	2nd, West
1970-71	78	21	37	20	--	--	62	221	240	6th, West
1971-72	78	26	38	14	--	--	66	220	258	4th, West
1972-73	78	32	37	9	--	--	73	257	265	5th, West
1973-74	78	28	41	9	--	--	65	242	273	5th, West
1974-75	80	37	28	15	--	--	89	326	289	3rd, Norris
1975-76	80	35	33	12	--	--	82	339	303	3rd, Norris
1976-77	80	34	33	13	--	--	81	240	252	3rd, Norris
1977-78	80	25	37	18	--	--	68	254	321	4th, Norris
1978-79	80	36	31	13	--	--	85	281	279	2nd, Norris
1979-80	80	30	37	13	--	--	73	251	303	3rd, Norris
1980-81	80	30	37	13	--	--	73	302	345	3rd, Norris
1981-82	80	31	36	13	--	--	75	310	337	4th, Patrick
1982-83	80	18	53	9	--	--	45	257	394	6th, Patrick
1983-84	80	16	58	6	--	--	38	254	390	6th, Patrick
1984-85	80	24	51	5	--	--	53	276	385	6th, Patrick
1985-86	80	34	38	8	--	--	76	313	305	5th, Patrick
1986-87	80	30	38	12	--	--	72	297	290	5th, Patrick
1987-88	80	36	35	9	--	--	81	319	316	6th, Patrick
1988-89	80	40	33	7	--	--	87	347	349	2nd, Patrick
1989-90	80	32	40	8	--	--	72	318	359	5th, Patrick
1990-91	80	41	33	6	--	--	88	342	305	1st, Patrick
1991-92	80	39	32	9	--	--	87	343	308	3rd, Patrick
1992-93	84	56	21	7	--	--	119	367	268	1st, Patrick
1993-94	84	44	27	13	--	--	101	299	285	1st, Northeast
1994-95	48	29	16	3	--	--	61	181	158	2nd, Northeast
1995-96	82	49	29	4	--	--	102	362	284	1st, Northeast
1996-97	82	38	36	8	--	--	84	285	280	2nd, Northeast
1997-98	82	40	24	18	--	--	98	228	188	1st, Northeast
1998-99	82	38	30	14	--	--	90	242	225	3rd, Atlantic
1999-00	82	37	37	8	6	--	88	241	236	3rd, Atlantic
2000-01	82	42	28	9	3	--	96	281	256	3rd, Atlantic
2001-02	82	28	41	8	5	--	69	198	249	5th, Atlantic
2002-03	82	27	44	6	5	--	65	189	255	5th, Atlantic
2003-04	82	23	47	8	4	--	58	190	303	5th, Atlantic
2005-06	82	22	46	--	--	14	58	244	316	5th, Atlantic
2006-07	82	47	24	--	--	11	105	277	246	2nd, Atlantic
2007-08	82	47	27	--	--	8	102	247	216	1st, Atlantic

HOME							
SEASON	GP	W	L	T	OT	RT	PTS
1967-68	37	15	12	10	--	--	40
1968-69	38	12	20	6	--	--	30
1969-70	38	17	13	8	--	--	42
1970-71	39	18	12	9	--	--	45
1971-72	39	18	15	6	--	--	42
1972-73	39	24	11	4	--	--	52
1973-74	39	15	18	6	--	--	36
1974-75	40	25	5	10	--	--	60
1975-76	40	23	11	6	--	--	52
1976-77	40	22	12	6	--	--	50
1977-78	40	16	15	9	--	--	41
1978-79	40	23	12	5	--	--	51
1979-80	40	20	13	7	--	--	47
1980-81	40	21	16	3	--	--	45
1981-82	40	21	11	8	--	--	50
1982-83	40	14	22	4	--	--	32
1983-84	40	7	29	4	--	--	18
1984-85	40	17	20	3	--	--	37
1985-86	40	20	15	5	--	--	45
1986-87	40	19	15	6	--	--	44
1987-88	40	22	12	6	--	--	50
1988-89	40	24	13	3	--	--	51
1989-90	40	22	15	3	--	--	47
1990-91	40	25	12	3	--	--	53
1991-92	40	21	13	6	--	--	48
1992-93	42	32	6	4	--	--	68
1993-94	42	25	9	8	--	--	58
1994-95	24	18	5	1	--	--	37
1995-96	41	32	9	0	--	--	64
1996-97	41	25	11	5	--	--	55
1997-98	41	21	10	10	--	--	52
1998-99	41	21	10	10	--	--	52
1999-00	41	23	11	7	--	0	53
2000-01	41	24	15	2	--	0	50
2001-02	41	16	20	4	--	1	37
2002-03	41	15	22	2	--	2	34
2003-04	41	13	22	6	--	0	32
2005-06	41	12	21	--	8	--	32
2006-07	41	26	10	--	5	--	57
2007-08	41	26	10	--	5	--	57

ROAD							
SEASON	GP	W	L	T	OT	RT	PTS
1967-68	37	12	22	3	--	--	27
1968-69	38	8	25	5	--	--	21
1969-70	38	9	25	4	--	--	22
1970-71	39	3	25	11	--	--	17
1971-72	39	8	23	8	--	--	24
1972-73	39	8	26	5	--	--	21
1973-74	39	13	23	3	--	--	29
1974-75	40	12	23	5	--	--	29
1975-76	40	12	22	6	--	--	30
1976-77	40	12	21	7	--	--	31
1977-78	40	9	22	9	--	--	27
1978-79	40	13	19	8	--	--	34
1979-80	40	10	24	6	--	--	26
1980-81	40	9	21	10	--	--	28
1981-82	40	10	25	5	--	--	25
1982-83	40	4	31	5	--	--	13
1983-84	40	9	29	2	--	--	20
1984-85	40	7	31	2	--	--	16
1985-86	40	14	23	3	--	--	31
1986-87	40	11	23	6	--	--	28
1987-88	40	14	23	3	--	--	31
1988-89	40	16	20	4	--	--	36
1989-90	40	10	25	5	--	--	25
1990-91	40	16	21	3	--	--	35
1991-92	40	18	19	3	--	--	39
1992-93	42	24	15	3	--	--	51
1993-94	42	19	18	5	--	--	43
1994-95	24	11	11	2	--	--	24
1995-96	41	17	20	4	--	--	38
1996-97	41	13	25	3	--	--	29
1997-98	41	19	14	8	--	--	46
1998-99	41	17	20	4	--	--	38
1999-00	41	14	26	1	--	6	35
2000-01	41	18	13	7	--	3	46
2001-02	41	12	21	4	--	4	32
2002-03	41	12	22	4	--	3	31
2003-04	41	10	25	2	--	4	26
2005-06	41	10	25	--	6	--	26
2006-07	41	21	14	--	6	--	48
2007-08	41	21	17	--	3	--	45

FORMER PENGUINS

RAMZI ABID LW #19

Acquired from Phoenix with Guillaume Lefebvre and Dan Focht for Jan Hrdina and Francois Leroux, March 11, 2003. Signed by Atlanta as a free agent, August 8, 2005.

2003-05	GP	G	A	PTS	PIM
Reg. Season	19	3	2	5	29
Playoffs	--	--	--	--	--

PETER AHOLA D #6

Acquired from Los Angeles for Jeff Chychrun, Nov. 1992. Traded to San Jose for future considerations, Feb. 1993.

1992-93	GP	G	A	PTS	PIM
Reg. Season	22	0	1	1	14
Playoffs	--	--	--	--	--

BRAD AITKEN LW #17/35

Selected in the third round of Entry Draft (Sault Ste. Marie, OHL), June 1986. Traded to Edmonton Oilers for Kim Issele, March 1991.

1987-88/90-91	GP	G	A	PTS	PIM
Reg. Season	11	1	2	3	25
Playoffs	--	--	--	--	--

PETER ALLEN D #38

Signed as a free agent, Aug. 1995. Signed by San Jose as a free agent, Aug. 1997.

1995-96	GP	G	A	PTS	PIM
Reg. Season	8	0	0	0	8
Playoffs	--	--	--	--	--

RUSS ANDERSON D #7

Selected in the second round of Entry Draft (U. of Minnesota, WCHA), June 1975. Traded with an eighth round draft choice in the 1983 Entry Draft to Hartford for Rick MacLeish, December 1981.

1976-82	GP	G	A	PTS	PIM
Reg. Season	353	15	77	92	684
Playoffs	10	0	3	3	28

PAUL ANDREA RW #22

Acquired with Dunc McCallum and George Konik from the NY Rangers for Larry Jeffrey, June 1967. Drafted by Oakland in Intra-League Draft, June 1970.

1967-69	GP	G	A	PTS	PIM
Reg. Season	91	18	27	45	4
Playoffs	--	--	--	--	--

GREG ANDRUSAK D #4/36/37/49

Selected in the fifth round of Entry Draft (U. of Minnesota-Duluth, WCHA), June 1988. Signed as a free agent, March 1999. Signed as a free agent by Toronto, July 1999.

1993-96/99	GP	G	A	PTS	PIM
Reg. Season	19	0	5	5	12
Playoffs	12	1	0	1	6

LOU ANGOTTI C #7

Acquired from Philadelphia in a three-way deal with St. Louis, with Pittsburgh sending Ab McDonald to St. Louis, June 1968. Traded with a first round pick in 1971 Draft to St. Louis for Ron Schock and Craig Cameron, June 1969.

1968-69	GP	G	A	PTS	PIM
Reg. Season	71	17	20	37	36
Playoffs	--	--	--	--	--

SHAWN ANTOSKI LW #11

Signed as a free agent, July 1996. Traded to Anaheim with Dmitri Mironov for Fredrik Olausson and Alex Hicks, Nov. 1996.

1996-97	GP	G	A	PTS	PIM
Reg. Season	13	0	0	0	49
Playoffs	--	--	--	--	--

SYL APPS C #26

Acquired with Sheldon Kannegiesser from NY Rangers for Glen Sather, Jan. 1971. Traded with Hartland Monahan to Los Angeles for Gene Carr, Dave Schultz and a fourth round choice in the 1978 Draft, Nov. 1977.

1970-78	GP	G	A	PTS	PIM
Reg. Season	495	151	349	500	241
Playoffs	19	4	4	8	4

JOHN ARBOUR D #3

Purchased with Jean Pronovost from Boston, May 1968. Sold to Vancouver, June 1970.

1968-69	GP	G	A	PTS	PIM
Reg. Season	17	0	2	2	35
Playoffs	--	--	--	--	--

COLBY ARMSTRONG RW #20

Selected in first round of the 2001 Entry Draft, June, 2001. Traded with Erik Christensen, Angelo Esposito and a 2008 first-round pick to Atlanta for Marian Hossa and Pascal Dupuis, Feb., 2008.

2005-2008	GP	G	A	PTS	PIM
Reg. Season	181	37	61	98	175
Playoffs	5	0	1	1	11

CHUCK ARNASON RW #9

Acquired with Bob Paradise from Atlanta, Jan. 1974. Traded with Steve Durbano and a first round choice in the 1976 Draft to Kansas City for Simon Nolet, Ed Gilbert and a first round choice in 1976 Draft, Jan. 1976.

1973-76	GP	G	A	PTS	PIM
Reg. Season	149	47	42	89	32
Playoffs	9	2	4	6	4

JEAN-SEBASTIEN AUBIN G #30

Selected by Pittsburgh in the third round of the 1995 Entry Draft (Sherbrooke, QMJHK). Released July 2004.

1998-2004	GP	G	A	PTS	PIM
Reg. Season	168	0	3	3	10
Playoffs	1	0	0	0	0

DON AWREY D #24

Acquired from Montreal for third round choice in 1978 Draft and future considerations, Aug. 1976. Rights traded to Washington for Bob Paradise, Oct. 1977.

1976-77	GP	G	A	PTS	PIM
Reg. Season	79	1	12	13	40
Playoffs	3	0	1	1	0

WAYNE BABYCH RW #10/26

Claimed in Waiver Draft from St. Louis, Oct. 1984. Traded to Quebec for future considerations, Oct. 1985.

1984-85	GP	G	A	PTS	PIM
Reg. Season	67	20	34	54	76
Playoffs	--	--	--	--	--

MATTHEW BARNABY RW #36

Acquired from Buffalo for Stu Barnes, Mar. 1999. Traded to Tampa Bay for Wayne Primeau, Feb. 1, 2001.

1999-2001	GP	G	A	PTS	PIM
Reg. Season	129	15	18	33	399
Playoffs	24	0	2	2	64

STU BARNES C #14

Acquired from Florida with Jason Woolley for Chris Wells, Nov. 1996. Traded to Buffalo for Matthew Barnaby, Mar. 1999.

1996-99	GP	G	A	PTS	PIM
Reg. Season	204	67	69	136	66
Playoffs	11	3	4	7	2

TOM BARRASSO G #31/35

Acquired with third round choice in 1990 Draft from Buffalo for Doug Bodger and Darrin Shannon, Nov. 1988. Traded to Ottawa for Ron Tugnutt and Janne Laukkanen, Mar. 2000.

1988-2000	GP	G	A	PTS	PIM
Reg. Season	458	0	31	31	251
Playoffs	101	0	7	7	38

DOUG BARRIE D #23

Purchased from Detroit, Oct. 1968. Selected in Expansion Draft by Buffalo, June 1970.

1968-69	GP	G	A	PTS	PIM
Reg. Season	8	1	1	2	8
Playoffs	--	--	--	--	--

LEN BARRIE C #9

Signed as a free agent, Aug. 1994. Released July 1996.

1994-96	GP	G	A	PTS	PIM
Reg. Season	53	3	11	14	84
Playoffs	4	1	0	1	8

HANK BASSEN G #1

Acquired from Detroit for Roy Edwards, Sept. 1967. Retired, Aug. 1968.

1967-68	GP	G	A	PTS	PIM
Reg. Season	25	0	0	0	8
Playoffs	--	--	--	--	--

ANDY BATHGATE RW #9

Claimed from Detroit in Expansion Draft, June 1967. Loaned to Vancouver (WHL), Sept. 1968. Retired, June 1971.

1967-68/70-71	GP	G	A	PTS	PIM
Reg. Season	150	35	68	103	89
Playoffs	--	--	--	--	--

NOLAN BAUMGARTNER D #6

Claimed in Waiver Draft from Vancouver, Oct. 4, 2003. Claimed off waivers by Vancouver, Nov. 1, 2003.

2003	GP	G	A	PTS	PIM
Reg. Season	5	0	0	0	2
Playoffs	--	--	--	--	--

PAUL BAXTER D #4

Signed as a free agent, Aug. 1980. Signed by Calgary as a free agent, Sept. 1983.

1980-83	GP	G	A	PTS	PIM
Reg. Season	202	25	69	94	851
Playoffs	10	0	1	1	4

ROGER BELANGER C #24

Selected in first round of Entry Draft (Kingston, OHL), June 1984.

Released, June 1988.

1984-85	GP	G	A	PTS	PIM
Reg. Season	44	3	5	8	32
Playoffs	--	--	--	--	--

NEIL BELLAND D #22

Signed as a free agent, Sept. 1986. Released, July 1987.

1986-87	GP	G	A	PTS	PIM
Reg. Season	3	0	1	1	0
Playoffs	--	--	--	--	--

HARVEY BENNETT C #28

Signed as a free agent, June 1974. Traded to Washington for Stan Gilbertson, Dec 1975.

1974-75	GP	G	A	PTS	PIM
Reg. Season	32	3	3	6	53
Playoffs	--	--	--	--	--

JOSEF BERANEK LW #15/18

Acquired from Vancouver for future considerations, Mar. 1997. Traded to Edmonton for Bobby Dollas and Tony Hrkac, June 1998. Acquired from Edmonton for German Titov, Mar. 2000. Released July 2001.

1996-97/2000-01	GP	G	A	PTS	PIM
Reg. Season	91	16	19	35	65
Playoffs	29	0	5	5	8

DRAKE BEREHOWSKY D #44/55

Acquired from Toronto for Grant Jennings, Apr. 1995. Released July 1996.

Signed as a free agent, Aug. 29, 2003. Traded to Toronto for Ric Jackman, Feb. 11, 2004.

1995-96, 2003-04	GP	G	A	PTS	PIM
Reg. Season	52	5	16	21	63
Playoffs	1	0	0	0	0

YVES BERGERON RW #20/27

Selected in eighth round of Entry Draft (Shawinigan, QMJHL), June 1972.

Released June 1977.

1974-75	GP	G	A	PTS	PIM
Reg. Season	3	0	0	0	0
Playoffs	--	--	--	--	--

MARC BERGEVIN D #3/#25

Acquired from St. Louis for Dan Trebil, Dec. 28, 2000. Released, July 2001.

Signed by Pittsburgh as a free agent, July 18, 2002. Traded to Tampa Bay for Brian Holzinger, March 11, 2003. Acquired from Tampa Bay for a ninth round choice in the 2003 Entry Draft, May 12, 2003. Traded to Vancouver for a seventh round choice in the 2004 Entry Draft, March 9, 2004.

2000-01/02-03/03-04	GP	G	A	PTS	PIM
Reg. Season	157	4	17	21	89
Playoffs	12	0	1	1	2

STEFAN BERKVIST **D** **#33/3**

Selected in the first round of Entry Draft (Leksand, Sweden), June 1993.

1995-2000	GP	G	A	PTS	PIM
Reg. Season	7	0	0	0	9
Playoffs	4	0	0	0	2

RICK BERRY **D** **#6**

Acquired from Colorado with Ville Nieminen for Darius Kasparaitis, March 19, 2002. Selected by Washington in the waiver draft, Oct. 4, 2002.

2002	GP	G	A	PTS	PIM
Reg. Season	13	0	2	2	21
Playoffs	--	--	--	--	--

NICK BEVERLEY **D** **#25**

Acquired from Boston for Daryl Edestrand, Oct. 1973. Traded to NY Rangers for Vic Hadfield, May 1974.

1973-74	GP	G	A	PTS	PIM
Reg. Season	67	2	14	16	21
Playoffs	--	--	--	--	--

WAYNE BIANCHIN **LW** **#14**

Selected in second round of Entry Draft (Flin Flon, WCHL), May 1973.

Claimed by Edmonton in Expansion Draft, June 1979.

1973-79	GP	G	A	PTS	PIM
Reg. Season	265	68	41	109	130
Playoffs	3	0	1	1	6

LARRY BIGNELL **D** **#23/24**

Selected in third round of Entry Draft (Edmonton WCHL) June 1970.

Released, June 1975.

1973-74	GP	G	A	PTS	PIM
Reg. Season	20	0	3	3	2
Playoffs	3	0	0	0	2

LES BINKLEY **G** **#30**

Purchased from Cleveland (AHL), Sept. 1966. Signed by Ottawa (WHA) as a free agent, Sept. 1972.

1967-72	GP	G	A	PTS	PIM
Reg. Season	196	0	1	1	2
Playoffs	7	0	0	0	0

SCOTT BJUGSTAD **RW** **#27**

Acquired with Gord Dineen from Minnesota for Ville Siren and Steve Gotaas, Dec. 1988. Signed as a free agent by Los Angeles, Aug. 1989.

1988-89	GP	G	A	PTS	PIM
Reg. Season	24	3	0	3	4
Playoffs	--	--	--	--	--

BOB BLACKBURN **D** **#4**

Selected in Intra-League Draft from NY Rangers, June 1969. Sold to Vancouver (WHL), Sept. 1971.

1969-71	GP	G	A	PTS	PIM
Reg. Season	124	8	12	20	105
Playoffs	7	0	0	0	4

TOM BLADON **D** **#2**

Acquired with Orest Kindrachuk from Philadelphia for a first round pick in 1978 Entry Draft, June 1978. Signed as a free agent by Edmonton, July 1980.

1978-80	GP	G	A	PTS	PIM
Reg. Season	135	6	29	35	99
Playoffs	8	0	5	5	2

MIKE BLAISDELL **RW** **#26**

Claimed from NY Rangers in Waiver Draft, Oct. 1985. Signed as a free agent by Toronto, July 1987.

1985-87	GP	G	A	PTS	PIM
Reg. Season	76	16	15	31	38
Playoffs	--	--	--	--	--

DOUG BODGER **D** **#3/33**

Selected in first round of Entry Draft (Kamloops, WHL), June 1984. Traded with Darrin Shannon to Buffalo for Tom Barrasso and a third round choice in 1990 Entry Draft, Nov. 1988.

1984-88	GP	G	A	PTS	PIM
Reg. Season	299	35	132	167	293
Playoffs	--	--	--	--	--

ERIC BOGUNIECKI **RW** **#18/23**

Acquired from St. Louis for Steve Poapst, Dec. 2005. Released, July 2006.

2005-06	GP	G	A	PTS	PIM
Reg. Season	38	5	6	11	29
Playoffs	--	--	--	--	--

PATRICK BOILEAU **D** **#5**

Signed as a free agent, Aug. 28, 2003. Released July 2004.

2003-04	GP	G	A	PTS	PIM
Reg. Season	16	3	4	7	8
Playoffs	--	--	--	--	--

LEO BOIVIN **D** **#2**

Claimed from Detroit in Expansion Draft, June 1967. Traded to Minnesota for Duane Rupp, Jan. 1969.

1967-69	GP	G	A	PTS	PIM
Reg. Season	114	14	26	40	100
Playoffs	--	--	--	--	--

BRIAN BONIN **C** **#17**

Selected in ninth round of Entry Draft (Minnesota WCHA), June 1992.

Signed as a free agent by Vancouver, Aug. 1999.

1999	GP	G	A	PTS	PIM
Reg. Season	5	0	0	0	0
Playoffs	3	0	0	0	0

DENNIS BONVIE **RW** **#16**

Signed as a free agent, Sept. 20, 1999. Released July 2001.

1999-2001	GP	G	A	PTS	PIM
Reg. Season	31	0	0	0	80
Playoffs	--	--	--	--	--

JOEL BOUCHARD **D** **#39**

Acquired with Mikael Samuelsson, Rico Fata and Richard Lintner from NY Rangers for Alexei Kovalev, Dan LaCouture, Janne Laukkanen and Mike Wilson, Feb. 10, 2003. Signed by Buffalo as a free agent, July 2003.

2003	GP	G	A	PTS	PIM
Reg. Season	7	0	1	1	0
Playoffs	--	--	--	--	--

BOB BOUGHNER **D** **#6**

Acquired from Nashville for Pavel Skrbek, Mar. 13, 2000. Signed by Calgary as a free agent, July 2001.

2000	GP	G	A	PTS	PIM
Reg. Season	69	2	3	5	206
Playoffs	29	0	3	3	37

PHIL BOURQUE LW/D #2/4/29

Signed as a free agent, June 1982. Signed by NY Rangers as a free agent, June 1992.

1983-84/85-92	GP	G	A	PTS	PIM
Reg. Season	344	75	89	164	435
Playoffs	56	13	12	25	107

PAT BOUTETTE LW #15

Acquired with Kevin McClelland from Hartford as compensation for Hartford signing Greg Malone, June 1981. Traded to Hartford for rights to Ville Siren, Nov. 1984.

1981-84	GP	G	A	PTS	PIM
Reg. Season	247	65	109	174	548
Playoffs	5	3	1	4	8

RANDY BOYD D #8

Selected in third round of Entry Draft (Ottawa OHL), June 1980. Traded to Chicago for Greg Fox, Dec. 1983.

1981-83	GP	G	A	PTS	PIM
Reg. Season	84	4	17	21	126
Playoffs	3	0	0	0	11

WALLY BOYER C #18

Acquired from Montreal for Al MacNeil, June 1968. Released, Jan. 1976.

1968-72	GP	G	A	PTS	PIM
Reg. Season	203	32	62	94	81
Playoffs	10	1	2	3	0

MATT BRADLEY RW #18

Acquired from San Jose for Wayne Primeau, March 11, 2003. Released July 2005.

2003-05	GP	G	A	PTS	PIM
Reg. Season	82	7	9	16	65
Playoffs	--	--	--	--	--

TIM BRENT C 47

Acquired from Anaheim Ducks on June 23, 2007 in exchange for Stephen Dixon. Traded to Chicago for Danny Richmond on July 17, 2008.

2008	GP	G	A	PTS	PIM
Reg. Season	1	0	0	0	0
Playoffs	--	--	--	--	--

ANDY BRICKLEY LW #23

Acquired with Ron Flockhart, Mark Taylor and a first and third round choice in 1984 Entry Draft from Philadelphia for Rich Sutter and a second and third round choice in 1984 Entry Draft, Oct. 1983. Signed as a free agent by New Jersey, June 1986.

1983-85	GP	G	A	PTS	PIM
Reg. Season	95	25	35	60	19
Playoffs	--	--	--	--	--

MICHEL BRIERE C #21

Selected in second round of Entry Draft (Shawinigan QMJHL), June 1969. Died from injuries sustained in a car accident, May 1970.

1969-70	GP	G	A	PTS	PIM
Reg. Season	76	12	32	44	20
Playoffs	10	5	3	8	2

MARTIN BROCHU G #50

Signed as a free agent, Aug. 22, 2003. Released July 2004.

2003-04	GP	G	A	PTS	PIM
Reg. Season	1	0	0	0	0
Playoffs	--	--	--	--	--

ANDY BROWN G #29/30

Acquired from Detroit for a third round choice in 1973 Entry Draft and cash, Feb. 1973. Signed as a free agent by Indianapolis (WHA), July 1974.

1973-74	GP	G	A	PTS	PIM
Reg. Season	45	0	0	0	62
Playoffs	--	--	--	--	--

DOUG BROWN RW #24

Signed as a free agent, Sept. 1993. Claimed by Detroit in Waiver Draft, Jan. 1995.

1993-95	GP	G	A	PTS	PIM
Reg. Season	77	18	37	55	18
Playoffs	6	0	0	0	2

GREG BROWN D #34

Signed as a free agent, Sept. 1993. Traded to Winnipeg for future considerations, Apr. 1995.

1993-94	GP	G	A	PTS	PIM
Reg. Season	36	3	8	11	28
Playoffs	6	0	1	1	4

ROB BROWN RW #44

Selected in fourth round of Entry Draft (Kamloops WHL), June 1986.

Traded to Hartford for Scott Young, Dec. 1990. Signed as a free agent, June 1997. Released, June 2000.

1987-91/97-2000	GP	G	A	PTS	PIM
Reg. Season	414	150	192	342	392
Playoffs	43	9	10	19	34

KELLY BUCHBERGER RW #7

Signed as a free agent, July 31, 2003. Released July 2004.

2003-04	GP	G	A	PTS	PIM
Reg. Season	71	1	3	4	109
Playoffs	--	--	--	--	--

MIKE BULLARD C #22

Selected in first round of Entry Draft (Brantford OHL), June 1980. Traded to Calgary for Dan Quinn, Nov. 1986.

1980-86	GP	G	A	PTS	PIM
Reg. Season	382	186	175	361	388
Playoffs	9	4	4	8	4

TED BULEY LW #24

Signed as a free agent, Sept. 1983. Released July 1984.

1983-84	GP	G	A	PTS	PIM
Reg. Season	26	3	2	5	12
Playoffs	--	--	--	--	--

CHARLIE BURNS C #9

Claimed from Oakland in Intra-League Draft, June 1968. Claimed by Minnesota in Intra-League Draft, June 1969.

1968-69	GP	G	A	PTS	PIM
Reg. Season	76	13	38	51	22
Playoffs	--	--	--	--	--

DAVE BURROWS D #4/8

Selected from Chicago in Intra-League Draft, June 1971. Traded to Toronto for Randy Carlyle and George Ferguson, June 1978. Acquired with Paul Gardner from Toronto for Kim Davis and Paul Marshall, Nov. 1980. Released July 1982.

1971-78/80-82	GP	G	A	PTS	PIM
Reg. Season	573	24	108	132	301
Playoffs	20	1	3	4	16

ROD BUSKAS **D** **#7**

Selected in sixth round of Entry Draft (Medicine Hat WHL) June 1981. Traded to Vancouver for a sixth round choice in 1990 Entry Draft, Oct. 1989. Acquired with Tony Tanti and Barry Pederson for Dan Quinn, Andrew McBain and Dave Capuano, Jan. 1990. Selected by Los Angeles in Waiver Draft, Oct. 1990.

1982-89/90	GP	G	A	PTS	PIM
Reg. Season	431	16	48	64	959
Playoffs	10	0	0	0	23

SVEN BUTENSCHON **D** **#22**

Selected in the third round of Entry Draft (Brandon WHL), June 1994. Traded to Edmonton Oilers for Dan LaCouture, March 14, 2001.

1997-2001	GP	G	A	PTS	PIM
Reg. Season	33	0	1	1	12
Playoffs	--	--	--	--	--

ERIC CAIRNS **D** **#33**

Acquired from Florida for a sixth-round pick in 2006 Entry Draft, Jan. 2006. Released, July 2007.

2006-07	GP	G	A	PTS	PIM
Reg. Season	28	1	0	1	92
Playoffs	--	--	--	--	--

JOCK CALLANDER **RW** **#14/36**

Signed as a free agent, July 1987. Signed as a free agent by Tampa Bay, July 1992.

1987-90/91-92	GP	G	A	PTS	PIM
Reg. Season	101	21	28	49	114
Playoffs	22	3	8	11	10

COLIN CAMPBELL **D** **#6**

Selected in second Round of Entry Draft (Peterborough OHA), May 1973. Rights transferred to Colorado for 1976-77 as part compensation for an earlier deal, Sept. 1976. Claimed by Edmonton in Expansion Draft, June 1979.

1974-76/77-79	GP	G	A	PTS	PIM
Reg. Season	243	14	52	66	517
Playoffs	19	2	7	9	51

DAVE CAPUANO **RW** **#15**

Selected in second round of Entry Draft (Mt. St. Charles HS), June 1986. Traded with Andrew McBain and Dan Quinn to Vancouver for Tony Tanti, Rod Buskas and Barry Pederson, Jan. 1990.

1989-90	GP	G	A	PTS	PIM
Reg. Season	6	0	0	0	2
Playoffs	--	--	--	--	--

STEVE CARDWELL **LW** **#15/20**

Selected in fifth round of Entry Draft (Oshawa OHA) May 1970. Signed by Minnesota (WHA) as a free agent, May 1973.

1970-73	GP	G	A	PTS	PIM
Reg. Season	53	9	11	20	35
Playoffs	4	0	0	0	2

RANDY CARLYLE **D** **#25**

Acquired with George Ferguson from Toronto for Dave Burrows, June 1978. Traded to Winnipeg for a first round choice in 1984 Entry Draft and future considerations, Mar. 1984.

1978-84	GP	G	A	PTS	PIM
Reg. Season	397	66	257	323	582
Playoffs	22	6	8	14	41

SEBASTIEN CARON **G** **#31**

Selected in fourth round of Entry Draft, June 1999. Released July 2006

2002-06	GP	G	A	PTS	PIM
Reg. Season	90	0	1	1	12
Playoffs	--	--	--	--	--

GENE CARR **C** **#28**

Acquired with Dave Schultz and a fourth round pick in 1978 Entry Draft from Los Angeles for Syl Apps and Hartland Monahan, Nov. 1977. Signed as a free agent by Atlanta, June 1978.

1977-78	GP	G	A	PTS	PIM
Reg. Season	70	17	37	54	76
Playoffs	--	--	--	--	--

TOM CASSIDY **C** **#11**

Signed as a free agent, Oct. 1977. Loaned to Baltimore (AHL), Dec. 1977.

1977	GP	G	A	PTS	PIM
Reg. Season	26	3	4	7	15
Playoffs	--	--	--	--	--

JAY CAUFIELD **RW** **#16**

Claimed from Minnesota in Waiver Draft, Oct. 1988. Released June 1993.

1988-93	GP	G	A	PTS	PIM
Reg. Season	196	3	7	10	714
Playoffs	14	0	0	0	30

JOHN CHABOT **C** **#9**

Acquired from Montreal for Ron Flockhart, Nov. 1984. Signed as a free agent by Detroit, June 1987.

1984-87	GP	G	A	PTS	PIM
Reg. Season	216	36	98	134	26
Playoffs	--	--	--	--	--

BLAIR CHAPMAN **RW** **#9**

Selected in the first round of Entry Draft (Saskatoon WHL), June 1976. Traded to St. Louis for Bob Stewart, Nov. 1979.

1976-79	GP	G	A	PTS	PIM
Reg. Season	227	48	51	99	71
Playoffs	10	2	1	3	9

TODD CHARLESWORTH **D** **#2/6/27/34**

Selected in second round of Entry Draft (Oshawa OHL), June 1983.

Signed as a free agent by Edmonton, June 1989.

1983-84/85-88	GP	G	A	PTS	PIM
Reg. Season	86	3	9	12	41
Playoffs	--	--	--	--	--

ALAIN CHEVRIER **G** **#30**

Acquired from Chicago for future considerations, Mar. 1990. Signed as a free agent by Detroit, July 1990.

1990	GP	G	A	PTS	PIM
Reg. Season	3	0	1	1	2
Playoffs	--	--	--	--	--

ANDY CHIODO **G** **#40**

Selected in seventh round of Entry Draft, June 2003. Released July 2006.

2002-06	GP	G	A	PTS	PIM
Reg. Season	8	0	0	0	0
Playoffs	--	--	--	--	--

MARC CHORNEY **D** **#16/24**

Selected in fifth round of Entry Draft (U. of North Dakota WCHA), Aug. 1979. Traded to Los Angeles for a sixth round choice in 1985 Entry Draft, Oct. 1983.

1980-83	GP	G	A	PTS	PIM
Reg. Season	139	5	18	23	151
Playoffs	7	0	1	1	2

TOM CHORSKE **LW** **#17**

Signed as a free agent, Sept. 2, 1999. Released July 2000.

1999-2000	GP	G	A	PTS	PIM
Reg. Season	33	1	5	6	2
Playoffs	--	--	--	--	--

ERIK CHRISTENSEN **C** **#16**

Selected in third round of the 2002 Entry Draft, June, 2002. Traded with Colby Armstrong, Angelo Esposito and a 2008 first-round pick to Atlanta for Marian Hossa and Pascal Dupuis, Feb., 2008.

2005-2008	GP	G	A	PTS	PIM
Reg. Season	143	33	33	66	98
Playoffs	4	0	0	0	6

JEFF CHRISTIAN **LW** **#34/28/72**

Signed as a free agent, Aug. 1995. Signed by Phoenix as a free agent, July 1997.

1995-97	GP	G	A	PTS	PIM
Reg. Season	15	2	2	4	15
Playoffs	--	--	--	--	--

JEFF CHYCHRUN **D** **#6**

Acquired with Brian Benning and a first round choice in the 1992 Entry Draft from Los Angeles for Paul Coffey, Feb. 1992. Traded to Los Angeles for Peter Ahola, Nov. 1992.

1992	GP	G	A	PTS	PIM
Reg. Season	18	0	1	1	37
Playoffs	--	--	--	--	--

KIM CLACKSON **D** **#6**

Claimed from Winnipeg in Expansion Draft, June 1979. Sent to Quebec as compensation for Pittsburgh's signing Paul Baxter, Aug. 1980.

1979-80	GP	G	A	PTS	PIM
Reg. Season	45	0	3	3	166
Playoffs	3	0	0	0	37

PAUL COFFEY **D** **#77**

Acquired with Dave Hunter and Wayne Van Dorp from Edmonton for Craig Simpson, Chris Joseph, Moe Mantha and Dave Hannan, Nov. 1987. Traded to Los Angeles for Jeff Chychrun, Brian Benning and a first round choice in the 1992 Entry Draft, Feb. 1992.

1987-92	GP	G	A	PTS	PIM
Reg. Season	331	108	332	440	573
Playoffs	23	4	22	26	37

TY CONKLIN **G** **35**

Signed as a free agent on July 19, 2007. Signed with Detroit on July 1, 2008.

2007-08	GP	G	A	PTS	PIM
Reg. Season	33	0	1	1	4
Playoffs	--	--	--	--	--

RENE CORBET **LW** **#9**

Acquired from Calgary with Tyler Moss for Brad Werenka, Mar. 2000. Released, July 2001.

2000-01	GP	G	A	PTS	PIM
Reg. Season	47	9	9	18	57
Playoffs	24	2	1	3	21

MIKE CORRIGAN **LW** **#27**

Acquired from Los Angeles for a fifth round choice in 1977 Entry Draft, Oct. 1976. Released June 1978.

1976-78	GP	G	A	PTS	PIM
Reg. Season	98	22	39	61	46
Playoffs	2	0	0	0	0

JACQUES COSSETTE **RW** **#20/27**

Selected in second round of Entry Draft (Sorel QJHL), May 1974. Released Feb. 1985.

1975-76/77-79	GP	G	A	PTS	PIM
Reg. Season	64	8	6	14	29
Playoffs	3	0	1	1	4

CORY CROSS **D** **#4**

Acquired from Edmonton with Jani Rita for Dick Tarnstrom, Jan. 26, 2006. Traded to Detroit for a fourth-round draft choice, March 9, 2006.

2005-06	GP	G	A	PTS	PIM
Reg. Season	6	0	1	1	6
Playoffs	--	--	--	--	--

BRUCE CROWDER **RW** **#28**

Claimed from Boston in Waiver Draft, Oct. 1984. Released Feb. 1985.

1984-85	GP	G	A	PTS	PIM
Reg. Season	26	4	7	11	23
Playoffs	--	--	--	--	--

GREG CROZIER **LW** **#32**

Selected in the third round of the 1994 Entry Draft (Lawrence Academy). Signed by Boston as a free agent, July 2001.

2000-01	GP	G	A	PTS	PIM
Reg. Season	1	0	0	0	0
Playoffs	--	--	--	--	--

JOHN CULLEN **C** **#11**

Signed as a free agent, June 1988. Traded with Zarley Zalapski and Jeff Parker to Hartford for Ron Francis, Ulf Samuelsson and Grant Jennings, Mar. 1991. Signed as a free agent, Aug. 1994. Signed as a free agent by Tampa Bay, Sept. 1995.

1988-91/94-95	GP	G	A	PTS	PIM
Reg. Season	262	88	184	272	399
Playoffs	20	3	8	11	36

RANDY CUNNEYWORTH **LW** **#15**

Acquired with Mike Moller from Buffalo for Pat Hughes, Oct. 1985. Traded with Dave McLlwain and Rick Tabaracci to Winnipeg for Andrew McBain, Jim Kyte and Randy Gilhen, June 1989.

1985-89	GP	G	A	PTS	PIM
Reg. Season	295	101	115	216	513
Playoffs	11	3	5	8	26

CHRIS DAHLQUIST **D** **#2/4**

Signed as a free agent, May 1985. Traded with Jim Johnson to Minnesota for Peter Taglianetti and Larry Murphy, Dec. 1990.

1985-90	GP	G	A	PTS	PIM
Reg. Season	195	10	26	36	221
Playoffs	2	0	0	0	0

ALEXANDRE DAIGLE RW #11

Signed as a free agent, Aug. 13, 2002. Released, June 2003.

2002-03	GP	G	A	PTS	PIM
Reg. Season	33	4	3	7	8
Playoffs	--	--	--	--	--

J.J. DAIGNEAULT D #36

Acquired from St. Louis for a sixth round choice in 1996 Entry Draft, Mar.

1996. Traded to Anaheim for Garry Valk, Feb. 1997.

1996-97	GP	G	A	PTS	PIM
Reg. Season	66	6	17	23	59
Playoffs	17	1	9	10	36

JOE DALEY G #1

Selected from Detroit in Expansion Draft, June 1967. Claimed by Buffalo on waivers, June 1970.

1967-70	GP	G	A	PTS	PIM
Reg. Season	38	0	0	0	2
Playoffs	--	--	--	--	--

JEFF DANIELS LW #18/20

Selected in sixth round of Entry Draft (Oshawa OHL), June 1986. Traded to Florida for Greg Hawgood, Mar. 1994.

1990-94	GP	G	A	PTS	PIM
Reg. Season	134	8	11	19	36
Playoffs	12	3	2	5	0

KIM DAVIS LW #16/22/30

Selected in third round of Entry Draft (Flin Flon WCHL) June 1977. Traded with Paul Marshall to Toronto for Paul Gardner and Dave Burrows, Nov. 1980.

1977-81	GP	G	A	PTS	PIM
Reg. Season	34	5	7	12	47
Playoffs	4	0	0	0	0

BILLY DEA LW #14

Claimed from Chicago in Expansion Draft, June 1967. Traded to Detroit for Mike McMahon, Oct. 1969.

1967-69	GP	G	A	PTS	PIM
Reg. Season	139	26	20	46	12
Playoffs	--	--	--	--	--

NELSON DeBENEDET LW #23

Acquired from Detroit for Hank Nowak and a third round choice in 1974 Entry Draft, May 1974. Released July 1976.

1974-76	GP	G	A	PTS	PIM
Reg. Season	31	6	3	9	11
Playoffs	--	--	--	--	--

DEAN DeFAZIO LW #12

Selected in ninth round of Entry Draft (Brantford OHA), June 1981. Released July 1986.

1983-84	GP	G	A	PTS	PIM
Reg. Season	22	0	2	2	28
Playoffs	--	--	--	--	--

GILBERT DELORME D #27

Signed as a free agent, July 1989. Released July 1992.

1989-92	GP	G	A	PTS	PIM
Reg. Season	54	3	7	10	44
Playoffs	--	--	--	--	--

AB DeMARCO D #5

Acquired with Steve Durbano and Bob Kelly from St. Louis for Bryan Watson, Greg Polis and a second round pick in 1974 Entry Draft, Jan. 1974. Traded to Vancouver for Barry Wilkins, Nov. 1974.

1974	GP	G	A	PTS	PIM
Reg. Season	42	9	13	22	8
Playoffs	--	--	--	--	--

LARRY DEPALMA LW #12

Claimed from NY Islanders on waivers, Mar. 1994. Released June 1995.

1994-95	GP	G	A	PTS	PIM
Reg. Season	6	1	0	1	5
Playoffs	1	0	0	0	0

PHILIPPE DeROUVILLE G #30

Selected in the fifth round of Entry Draft (College Francais, QMJHL), June 1992. Released July 1997.

1994-97	GP	G	A	PTS	PIM
Reg. Season	3	0	0	0	0
Playoffs	--	--	--	--	--

BOB DILLABOUGH LW #15

Selected from Boston in Expansion Draft, June 1967. Traded to Oakland for Billy Harris, Nov. 1968.

1967-68	GP	G	A	PTS	PIM
Reg. Season	61	7	12	19	20
Playoffs	--	--	--	--	--

GORD DINEEN D #5

Acquired with Scott Bjugstad from Minnesota for Ville Siren and Steve Gotaas, Dec. 1988. Released July 1992.

1988-92	GP	G	A	PTS	PIM
Reg. Season	117	2	10	12	173
Playoffs	11	0	2	2	8

MICHEL DION G #29

Signed as a free agent, June 1981. Released July 1985.

1981-85	GP	G	A	PTS	PIM
Reg. Season	151	0	5	5	14
Playoffs	5	0	0	0	0

BOBBY DOLLAS D #8

Acquired with Tony Hrkac from Edmonton for Josef Beranek, June 1998.

Signed by Long Beach (IHL) as a free agent, Aug. 1999. Acquired from San Jose with Johan Hedberg for Jeff Norton, March 12, 2001. Released July 2001.

1998-99/2001	GP	G	A	PTS	PIM
Reg. Season	75	2	8	10	64
Playoffs	13	1	0	1	6

ROBERT DOME C/LW #15/59

Selected in first round of Entry Draft (Las Vegas IHL), June 1997. Signed by Calgary as a free agent, July 2002.

1997-2000	GP	G	A	PTS	PIM
Reg. Season	52	7	7	14	12
Playoffs	--	--	--	--	--

SHEAN DONOVAN RW #18

Acquired off waivers from Atlanta, March 15, 2002. Traded to Calgary for Mathias Johansson and Micki Dupont, March 11, 2003.

2002-03	GP	G	A	PTS	PIM
Reg. Season	65	6	6	12	34
Playoffs	--	--	--	--	--

ROB DOPSON **G** **#1**
Signed as a free agent, July 1991. Released July 1994.

1993-94	GP	G	A	PTS	PIM
Reg. Season	2	0	0	0	0
Playoffs	--	--	--	--	--

JUSTIN DUBERMAN **RW** **#37**
Signed as a free agent, Nov. 1992. Released June 1995.

1992-95	GP	G	A	PTS	PIM
Reg. Season	4	0	0	0	0
Playoffs	--	--	--	--	--

RON DUGUAY **RW** **#10/35**
Acquired from Detroit for Doug Shedden, Mar. 1986. Traded to NY Rangers for Chirs Kontos, Jan. 1987.

1986-87	GP	G	A	PTS	PIM
Reg. Season	53	11	20	31	36
Playoffs	--	--	--	--	--

MICKI DuPONT **D** **#47**
Acquired from Calgary with Mathias Johansson for Shean Donovan, March, 2003. Signed with St. Louis, July 2007.

2006-07	GP	G	A	PTS	PIM
Reg. Season	3	0	1	1	4
Playoffs	--	--	--	--	--

STEVE DURBANO **D** **#7**
Acquired with Ab DeMarco and Bob Kelly from St. Louis for Bryan Watson, Greg Polis and a second round choice in 1974 Entry Draft, Jan. 1974. Traded with Chuck Arnason and a first round choice in 1976 Entry Draft to Kansas City for Simon Nolet, Ed Gilbert and a first round choice in 1976 Entry Draft, Jan. 1976.

1974-76	GP	G	A	PTS	PIM
Reg. Season	66	4	23	27	309
Playoffs	--	--	--	--	--

STEVE DYKSTRA **D** **#22**
Selected from Edmonton in Waiver Draft, Oct. 1988. Signed as a free agent by Hartford, Oct. 1989.

1988-89	GP	G	A	PTS	PIM
Reg. Season	65	1	6	7	126
Playoffs	1	0	0	0	2

JOE DZIEDZIC **LW** **#16**
Selected in third round of Entry Draft (U. of Minnesota CCHA) June 1990. Signed by Phoenix as a free agent, Aug. 1998.

1995-97	GP	G	A	PTS	PIM
Reg. Season	128	14	14	28	131
Playoffs	21	1	3	4	23

MIKE EASTWOOD **C** **#20**
Signed as a free agent, July 31, 2003. Released July 2005.

2003-05	GP	G	A	PTS	PIM
Reg. Season	82	4	15	19	40
Playoffs	--	--	--	--	--

DARRYL EDESTRAND **D** **#25**
Purchased from Hershey (AHL), June 1970. Traded to Boston for Nick Beverley, Oct. 1973.

1970-73	GP	G	A	PTS	PIM
Reg. Season	158	25	47	72	140
Playoffs	4	0	2	2	0

TOM EDUR **D** **#2**
Acquired from Colorado for Dennis Owchar, Dec. 1977. Retired Sept. 1978.

1977-78	GP	G	A	PTS	PIM
Reg. Season	58	5	38	43	18
Playoffs	--	--	--	--	--

GARY EDWARDS **G** **#30**
Acquired from St. Louis for an eighth round choice in 1984 Entry Draft, Feb. 1982. Released Sept. 1982.

1982	GP	G	A	PTS	PIM
Reg. Season	6	0	0	0	2
Playoffs	--	--	--	--	--

MARV EDWARDS **G** **#30**
Signed as a free agent, Sept. 1967. Sold to Toronto, June 1969.

1968-69	GP	G	A	PTS	PIM
Reg. Season	1	0	0	0	0
Playoffs	--	--	--	--	--

ROY EDWARDS **G** **#1**
Selected from Chicago in Expansion Draft, June 1967. Traded to Detroit for Hank Bassen, Sept. 1967. Purchased from Detroit, June 1971. Traded to Detroit for a second round choice in 1973 and 1974 Drafts, Oct. 1972.

1971-72	GP	G	A	PTS	PIM
Reg. Season	15	0	1	1	0
Playoffs	--	--	--	--	--

NILS EKMAN **LW** **#28**
Acquired from San Jose with Patrick Ehelechner for a second round pick in 2007 Entry Draft. Released July 2007.

2006-07	GP	G	A	PTS	PIM
Reg. Season	34	6	9	15	24
Playoffs	--	--	--	--	--

SHANE ENDICOTT **C** **#23/14**
Selected in second round of Entry Draft, June 2000. Released July 2006.

2001-06	GP	G	A	PTS	PIM
Reg. Season	45	1	2	3	47
Playoffs	--	--	--	--	--

BRYAN ERICKSON **RW** **#14**
Acquired from Los Angeles for Chris Kontos and a sixth round choice in 1988 Draft, Feb. 1988. Released, Aug. 1988.

1988	GP	G	A	PTS	PIM
Reg. Season	11	1	4	5	0
Playoffs	--	--	--	--	--

BOB ERREY **LW** **#10/12**
Selected in first round of Entry Draft (Peterborough OHL) June 1983. Traded to Buffalo for Mike Ramsey, Mar. 1993.

1983-93	GP	G	A	PTS	PIM
Reg. Season	572	132	140	272	651
Playoffs	49	9	4	13	51

PAT FALLOON **RW** **#14**
Claimed off of waivers from Edmonton, Feb. 2000. Released, June 2000.

2000	GP	G	A	PTS	PIM
Reg. Season	30	4	9	13	10
Playoffs	10	1	0	1	2

RICO FATA LW #19/9

Acquired from NY Rangers with Mikael Samuelsson, Joel Bouchard, Richard Lintner and future considerations for Alexei Kovalev, Dan LaCouture, Janne Laukkanen and Mike Wilson, Feb. 10 2003. Claimed on waivers by Atlanta on Jan. 31, 2006.

2003-05	GP	G	A	PTS	PIM
Reg. Season	120	21	26	47	74
Playoffs	--	--	--	--	--

MARIO FAUBERT D #5/24/28

Selected in fourth round of Entry Draft (St. Louis U. CCHA), May 1974. Released June 1983.

1974-78/79-82	GP	G	A	PTS	PIM
Reg. Season	231	21	90	111	222
Playoffs	10	2	2	4	6

TONY FELTRIN D #33

Selected in fourth round of Entry Draft (Victoria WHL), June 1980. Loaned to Salt Lake (CHL), Oct. 1983.

1980-83	GP	G	A	PTS	PIM
Reg. Season	39	3	3	6	44
Playoffs	--	--	--	--	--

ANDREW FERENC D #7

Selected in the eighth round of the 1997 Entry Draft. Traded to Calgary for a conditional draft pick, Feb. 10, 2003.

1999-2003	GP	G	A	PTS	PIM
Reg. Season	163	11	25	36	157
Playoffs	18	3	7	10	16

GEORGE FERGUSON RW #11

Acquired with Randy Carlyle from Toronto for Dave Burrows, June 1978. Traded with a first round pick in 1983 Entry Draft to Minnesota for Anders Hakansson, Ron Meighan and a first round choice in 1983 Entry Draft, Oct. 1982.

1978-83	GP	G	A	PTS	PIM
Reg. Season	310	89	106	195	162
Playoffs	22	4	11	15	13

CHRIS FERRARO RW #57

Claimed off waivers from NY Rangers, Oct. 1997. Signed by Edmonton as a free agent, Aug. 1998.

1997-98	GP	G	A	PTS	PIM
Reg. Season	46	3	4	7	43
Playoffs	--	--	--	--	--

PETER FERRARO RW #17

Claimed off waivers from NY Rangers, Oct. 1997. Claimed on waivers by NY Rangers, Jan. 1998.

1997-98	GP	G	A	PTS	PIM
Reg. Season	29	3	4	7	12
Playoffs	--	--	--	--	--

RUSTY FITZGERALD LW #34/52

Selected in second round of Entry Draft (Duluth East HS), June 1991. Released July 1996.

1994-96	GP	G	A	PTS	PIM
Reg. Season	25	2	2	4	12
Playoffs	5	0	0	0	4

JOHN FLESCH LW #11

Signed as a free agent, Feb. 1978. Released June 1978.

1978	GP	G	A	PTS	PIM
Reg. Season	29	7	5	12	19
Playoffs	--	--	--	--	--

RON FLOCKHART C #9

Acquired with Mark Taylor, Andy Brickley and a first and third round choice in 1984 Entry Draft from Philadelphia for Rich Sutter and a second and third round choice in 1984 Entry Draft, Oct. 1983. Traded to Montreal for John Chabot, Nov. 1984.

1983-84	GP	G	A	PTS	PIM
Reg. Season	80	27	23	50	44
Playoffs	--	--	--	--	--

DAN FOCHT D #4

Acquired from Phoenix with Ramzi Abid and Guillaume Lefebvre for Jan Hrdina and Francois Leroux, March 11, 2003. Released July 2004.

2003-04	GP	G	A	PTS	PIM
Reg. Season	64	2	6	8	124
Playoffs	--	--	--	--	--

BRYAN FOGARTY D #33

Acquired from Quebec for rights to Scott Young, Mar. 1992. Released June 1993.

1992-93	GP	G	A	PTS	PIM
Reg. Season	12	0	4	4	4
Playoffs	--	--	--	--	--

VAL FONTEYNE LW #8

Selected from Detroit in Expansion Draft, June 1967. Signed by Edmonton (WHA), Sept. 1972.

1967-72	GP	G	A	PTS	PIM
Reg. Season	349	39	82	121	4
Playoffs	14	0	2	2	2

BRIAN FORD G #31

Acquired from Quebec for Tom Thornbury, Dec. 1984. Released July 1985.

1984-85	GP	G	A	PTS	PIM
Reg. Season	8	0	0	0	0
Playoffs	--	--	--	--	--

COREY FOSTER D #4

Signed as a free agent, Aug. 1995. Claimed by NY Islanders in Waiver Draft, Sept 1996.

1995-96	GP	G	A	PTS	PIM
Reg. Season	11	2	2	4	2
Playoffs	3	0	0	0	4

GREG FOX D #2

Acquired from Chicago for Randy Boyd, Dec. 1983. Released July 1985.

1983-85	GP	G	A	PTS	PIM
Reg. Season	75	4	10	14	92
Playoffs	--	--	--	--	--

RON FRANCIS C #9/10

Acquired with Ulf Samuelsson and Grant Jennings from Hartford for John Cullen, Zarley Zalapski and Jeff Parker, Mar. 1991. Signed as a free agent by Carolina, July 1998.

1991-98	GP	G	A	PTS	PIM
Reg. Season	533	164	449	613	410
Playoffs	97	32	68	100	67

Former Penguins

DAN FRAWLEY RW #28

Claimed from Chicago in Waiver Draft, Oct. 1985. Released June 1990.

1985-90	GP	G	A	PTS	PIM
Reg. Season	240	33	47	80	610
Playoffs	--	--	--	--	--

MAXIM GALANOV D #47

Claimed from NY Rangers in Waiver Draft, Oct. 1998. Selected by Atlanta in Expansion Draft, June 1999.

1998-99	GP	G	A	PTS	PIM
Reg. Season	51	4	3	7	14
Playoffs	1	0	0	0	0

PERRY GANCHAR RW #8

Acquired from Montreal for future considerations, Dec. 1987. Released June 1990.

1987-90	GP	G	A	PTS	PIM
Reg. Season	33	2	5	7	36
Playoffs	--	--	--	--	--

PAUL GARDNER C #20/30

Acquired with Dave Burrows from Toronto for Kim Davis and Paul Marshall, Nov. 1980. Signed as a free agent by Washington, July 1984.

1980-84	GP	G	A	PTS	PIM
Reg. Season	207	98	105	203	105
Playoffs	10	2	5	7	10

ROB GARNER C #24

Selected in fifth round of Entry Draft (Toronto OHL), June 1978. Released Aug. 1983.

1982-83	GP	G	A	PTS	PIM
Reg. Season	1	0	0	0	0
Playoffs	--	--	--	--	--

STEVE GATZOS RW #26/28

Selected in second round of Entry Draft (Sault Ste. Marie OHL), June 1981. Released Oct. 1986.

1981-85	GP	G	A	PTS	PIM
Reg. Season	89	15	20	35	83
Playoffs	1	0	0	0	0

ROBERT GEALE C #28

Selected in eighth round of Entry Draft (Portland WHL), June 1980. Released Dec. 1985.

1984-85	GP	G	A	PTS	PIM
Reg. Season	1	0	0	0	2
Playoffs	--	--	--	--	--

LEE GIFFIN RW #11/17/34

Selected in second round of Entry Draft (Oshawa OHL), June 1985. Traded to NY Rangers for future considerations, Sept. 1989.

1986-89	GP	G	A	PTS	PIM
Reg. Season	27	1	3	4	9
Playoffs	--	--	--	--	--

ED GILBERT C #23

Acquired with Simon Nolet and a first round choice in 1976 Entry Draft from Kansas City for Steve Durbano, Chuck Arnason and a first round choice in 1976 Entry Draft, Jan. 1976. Released June 1976.

1976	GP	G	A	PTS	PIM
Reg. Season	45	1	1	2	0
Playoffs	--	--	--	--	--

STAN GILBERTSON LW #15

Acquired from Washington for Harvey Bennett, Dec. 1975. Released June 1978.

1975-77	GP	G	A	PTS	PIM
Reg. Season	115	19	17	36	19
Playoffs	3	1	1	2	2

RANDY GILHEN C #15/19

Acquired with Jim Kyte and Andrew McBain from Winnipeg for Randy Cunneyworth, Rick Tabaracci and Dave McLlwain, June 1989. Claimed by Minnesota in Expansion Draft, May 1991.

1989-91	GP	G	A	PTS	PIM
Reg. Season	133	20	21	41	105
Playoffs	16	1	0	1	14

BOB GLADNEY D #33

Signed as a free agent, Sept. 1983. Retired Oct. 1984.

1983-84	GP	G	A	PTS	PIM
Reg. Season	13	1	5	6	2
Playoffs	--	--	--	--	--

DAVE GOERTZ D #32

Selected in tenth round of Entry Draft (Regina WHL) June 1983. Released June 1989.

1987-88	GP	G	A	PTS	PIM
Reg. Season	2	0	0	0	2
Playoffs	--	--	--	--	--

STEVE GOTAAS C #16

Selected in fifth round of Entry Draft (Prince Albert WHL) June 1985.

Traded with Ville Siren to Minnesota for Scott Bjugstad and Gord Dineen, Dec. 1988.

1987-88	GP	G	A	PTS	PIM
Reg. Season	36	5	6	11	45
Playoffs	--	--	--	--	--

PAT GRAHAM LW #24

Selected in sixth round of Entry Draft (Niagara Falls OHL), June 1980.

Traded with Nick Ricci to Toronto for Rocky Saganiuk and Vincent Tremblay, Aug 1983.

1981-83	GP	G	A	PTS	PIM
Reg. Season	62	7	13	20	71
Playoffs	4	0	0	0	2

TUOMAS GRONMAN D #42

Acquired from Chicago for Greg Johnson, Oct. 1997. Released July 1999.

1997-99	GP	G	A	PTS	PIM
Reg. Season	22	1	2	3	25
Playoffs	1	0	0	0	0

SCOTT GRUHL LW #38

Signed as a free agent, Dec. 1987. Released July 1988.

1987-88	GP	G	A	PTS	PIM
Reg. Season	6	1	0	1	0
Playoffs	--	--	--	--	--

STEVE GUENETTE G #1/30

Signed as a free agent, July 1986. Traded to Calgary for a sixth round choice in 1989 Entry Draft, Jan. 1989.

1986-89	GP	G	A	PTS	PIM
Reg. Season	32	0	1	1	2
Playoffs	--	--	--	--	--

VIC HADFIELD LW #11

Acquired from NY Rangers for Nick Beverley, May 1974. Retired June 1977.

1974-77	GP	G	A	PTS	PIM
Reg. Season	163	61	79	140	118
Playoffs	10	5	2	7	11

ANDERS HAKANSSON LW #11

Acquired with Ron Meighan and a first round choice in 1983 Entry Draft from Minnesota for George Ferguson and a first round choice in 1983 Entry Draft, Oct. 1982. Traded to Los Angeles for rights to Kevin Stevens, Sept. 1983.

1982-83	GP	G	A	PTS	PIM
Reg. Season	62	9	12	21	26
Playoffs	--	--	--	--	--

ADAM HALL C 18/28

Signed as a free agent on Oct. 1, 2007. Signed with Tampa Bay on July 1, 2008.

2007-08	GP	G	A	PTS	PIM
Reg. Season	46	2	4	6	24
Playoffs	17	3	1	4	8

JIM HAMILTON LW #13/23/28

Selected in second round of Entry Draft (London OHL), June 1977. Released Jan. 1985.

1978-79/84-85	GP	G	A	PTS	PIM
Reg. Season	95	14	18	32	28
Playoffs	6	3	0	3	0

DAVE HANNAN C #20/32

Selected in tenth round of Entry Draft (Brantford OHA), June 1981. Traded with Craig Simpson, Moe Mantha and Chris Joseph to Edmonton for Paul Coffey, Dave Hunter and Wayne Van Dorp, Nov. 1987. Claimed from Edmonton in Waiver Draft, Oct. 1988. Claimed by Toronto in Waiver Draft, Oct. 1989.

1981-88/88-89	GP	G	A	PTS	PIM
Reg. Season	355	60	88	148	530
Playoffs	8	0	1	1	4

NICK HARBARUK RW #11

Selected from Vancouver in Intra-League Draft, June 1969. Traded to St. Louis for Bob Johnson, Oct. 1973.

1969-73	GP	G	A	PTS	PIM
Reg. Season	308	40	61	101	257
Playoffs	14	3	1	4	20

BILLY HARRIS C #15

Acquired from Oakland for Bill Dillabough, Nov. 1968. Retired Oct. 1969.

1968-69	GP	G	A	PTS	PIM
Reg. Season	55	7	13	20	8
Playoffs	--	--	--	--	--

PAUL HARRISON G #1

Acquired from Toronto for future considerations, Sept. 1981. Claimed by Buffalo off waivers, Feb. 1982.

1981-82	GP	G	A	PTS	PIM
Reg. Season	13	0	0	0	0
Playoffs	--	--	--	--	--

KEVIN HATCHER D #4

Acquired from Dallas for Sergei Zubov, June 1996. Traded to NY Rangers for Peter Popovic, Oct. 1999.

1996-99	GP	G	A	PTS	PIM
Reg. Season	220	45	95	140	193
Playoffs	24	4	4	8	2

GREG HAWGOOD D #4

Acquired from Florida for Jeff Daniels, Mar. 1994. Released June 1995.

1994-95	GP	G	A	PTS	PIM
Reg. Season	33	2	6	8	33
Playoffs	1	0	0	0	0

JOHAN HEDBERG G #1

Acquired with Bobby Dollas from San Jose for Jeff Norton, March 12, 2001. Traded to Vancouver for a second-round choice in the 2004 Entry Draft, Aug. 2003.

2001-03	GP	G	A	PTS	PIM
Reg. Season	116	0	3	3	40
Playoffs	18	0	0	0	0

SHAWN HEINS D #57

Acquired from San Jose for a conditional draft pick, Feb. 9, 2003. Released July 2003.

2003	GP	G	A	PTS	PIM
Reg. Season	27	1	1	2	33
Playoffs	--	--	--	--	--

DENIS HERRON G #1/29

Selected in third round of Entry Draft (Trois Rivières QJHL) June 1972. Traded with Jean Guy Legace to Kansas City for Michel Plasse, June 1975. Signed as a free agent, Aug. 1976. Traded with a second round choice in 1982 Entry Draft to Montreal for Pat Hughes and Rob Holland, Aug. 1979. Acquired from Montreal for a third round choice in 1985 Entry Draft, Sept. 1982. Released July 1986.

1972-79/82-86	GP	G	A	PTS	PIM
Reg. Season	290	0	6	6	67
Playoffs	10	0	0	0	5

BRYAN HEXTALL C #7

Purchased from Toronto, May 1969. Claimed on waivers by Atlanta, Jan. 1974.

1969-74	GP	G	A	PTS	PIM
Reg. Season	335	71	115	186	498
Playoffs	14	0	3	3	43

BILLY HICKE RW #9

Purchased from California, Sept. 1971. Sold to Detroit, Nov. 1971.

1971	GP	G	A	PTS	PIM
Reg. Season	12	2	0	2	6
Playoffs	--	--	--	--	--

ALEX HICKS C #33

Acquired with Fredrik Olausson from Anaheim for Shawn Antoski and Dmitri Mironov, Nov. 1996. Signed as a free agent by San Jose, Sept. 1998.

1996-98	GP	G	A	PTS	PIM
Reg. Season	113	12	28	40	130
Playoffs	11	0	1	1	4

WAYNE HICKS RW #16

Purchased from Philadelphia, Feb. 1968. Released, June 1970.

1968-70	GP	G	A	PTS	PIM
Reg. Season	15	4	7	11	2
Playoffs	--	--	--	--	--

ANDY HILBERT C #9

Claimed off waivers from Chicago, Mar. 2006. Signed by NY Islanders as a free agent July 2006.

2005-06	GP	G	A	PTS	PIM
Reg. Season	19	7	11	18	16
Playoffs	--	--	--	--	--

RANDY HILLIER D #23/34

Acquired from Boston for a fourth round choice in 1985 Entry Draft, Oct. 1984. Signed as a free agent by NY Islanders, June 1991.

1984-91	GP	G	A	PTS	PIM
Reg. Season	343	13	79	92	594
Playoffs	17	0	1	1	73

TODD HLUSHKO LW #28

Acquired with German Titov from Calgary for Ken Wregget and Dave Roche, June 1998. Released July 1999.

1998-99	GP	G	A	PTS	PIM
Reg. Season	--	--	--	--	--
Playoffs	2	0	0	0	0

PAUL HOGANSON G #1

Selected in fifth round of Entry Draft (Toronto OHA), June 1969. Signed by Los Angeles (WHA) as a free agent, July 1973.

1970-71	GP	G	A	PTS	PIM
Reg. Season	2	0	0	0	0
Playoffs	--	--	--	--	--

ROB HOLLAND G #1

Acquired with Pat Hughes from Montreal for Dennis Herron and a second round choice in the 1982 Entry Draft, Aug. 1979. Signed by NY Islanders as a free agent, Sept. 1981.

1979-81	GP	G	A	PTS	PIM
Reg. Season	44	0	0	0	2
Playoffs	--	--	--	--	--

BRIAN HOLZINGER C #15

Acquired from Tampa Bay for Marc Bergevin, March 11, 2003. Traded to Columbus for Lasse Pirjeta, March 9, 2004.

2002-03	GP	G	A	PTS	PIM
Reg. Season	70	7	17	24	44
Playoffs	--	--	--	--	--

MARIAN HOSSA RW 18

Acquired from Atlanta on Feb. 26, 2008, with Pascal Dupuis for Colby Armstrong, Erik Christensen, Angelo Esposito and a 2008 first-round pick. Signed with Detroit on July 2, 2008.

2008	GP	G	A	PTS	PIM
Reg. Season	12	3	7	10	6
Playoffs	20	12	14	26	12

TIM HORTON D #3/24

Selected from NY Rangers in Intra-League Draft, June 1971. Selected by Buffalo in Intra-League Draft, June 1972.

1971-72	GP	G	A	PTS	PIM
Reg. Season	44	2	9	11	40
Playoffs	4	0	1	1	2

GREG HOTHAM D #6

Acquired from Toronto for a sixth round choice in 1982 Entry Draft, Feb. 1982. Released July 1986.

1982-86	GP	G	A	PTS	PIM
Reg. Season	170	11	63	74	118
Playoffs	5	0	3	3	6

JAN HRDINA C #38

Selected in the fifth round of the 1995 Entry Draft (Seattle, WHL). Traded to Phoenix with Francois Leroux for Dan Focht, Guillaume Lefebvre and Ramzi Abid, March 11, 2003.

1998-2003	GP	G	A	PTS	PIM
Reg. Season	365	79	147	226	209
Playoffs	40	10	14	24	22

JIRI HRDINA C #38

Acquired from Calgary for Jim Kyte, Dec. 1990. Retired June 1992.

1990-92	GP	G	A	PTS	PIM
Reg. Season	93	9	27	36	29
Playoffs	35	2	4	6	22

TIM HRYNEWICH LW #28

Selected in the second round of Entry Draft (Sudbury OHL), June 1982. Traded with Marty McSorley to Edmonton for Gilles Meloche, Sept. 1985.

1982-84	GP	G	A	PTS	PIM
Reg. Season	55	6	8	14	82
Playoffs	--	--	--	--	--

LEX HUDSON D #5

Selected in twelfth round of Entry Draft (Denver WCHA), June 1975. Retired Mar. 1980.

1978-79	GP	G	A	PTS	PIM
Reg. Season	2	0	0	0	0
Playoffs	2	0	0	0	0

MIKE HUDSON C #16

Claimed from NY Rangers in Waiver Draft, Jan. 1995. Released July 1995.

1995	GP	G	A	PTS	PIM
Reg. Season	40	2	9	11	34
Playoffs	11	0	0	0	6

PAT HUGHES RW #24

Acquired with Rob Holland from Montreal for Dennis Herron and a second round choice in 1982 Entry Draft, Aug. 1979. Traded to Edmonton for Pat Price, Mar. 1981.

1979-81	GP	G	A	PTS	PIM
Reg. Season	134	28	23	51	239
Playoffs	5	0	0	0	21

DAVE HUNTER LW #20

Acquired with Paul Coffey and Wayne Van Dorp from Edmonton for Craig Simpson, Dave Hannan, Chris Joseph and Moe Mantha, Nov. 1987. Sent to Edmonton as compensation for Pittsburgh's claiming Dave Hannan in Waiver Draft, Oct. 1988.

1987-88	GP	G	A	PTS	PIM
Reg. Season	59	11	18	29	77
Playoffs	--	--	--	--	--

MATT HUSSEY C #7/28

Selected in ninth round of Entry Draft, June 1998. Released July 2006.

2003-06	GP	G	A	PTS	PIM
Reg. Season	16	2	2	4	0
Playoffs	--	--	--	--	--

VICTOR IGNATJEV **D** **#46/23**

Signed as a free agent, Aug. 1998. Released July 1999.

1998-99	GP	G	A	PTS	PIM
Reg. Season	11	0	1	1	6
Playoffs	1	0	0	0	2

EARL INGARFIELD **C** **#10**

Selected from Detroit in Expansion Draft, June 1967. Traded with Dick Mattiussi and Gene Ubriaco to Oakland for George Swarbrick, Bryan Watson and Tracey Pratt, Jan. 1969.

1967-69	GP	G	A	PTS	PIM
Reg. Season	90	23	37	60	16
Playoffs	--	--	--	--	--

GARY INNESS **G** **#29/30**

Signed as a free agent, June 1973. Traded to Phila. for Bobby Taylor & Ed Van Impe, March 1976.

1973-76	GP	G	A	PTS	PIM
Reg. Season	100	0	2	2	4
Playoffs	9	0	0	0	2

RIC JACKMAN **D** **#55/22**

Acquired from Toronto for Drake Berehowsky, Feb. 11, 2004. Traded to Florida for Petr Taticek, March 9, 2006.

2004-06	GP	G	A	PTS	PIM
Reg. Season	74	13	39	52	60
Playoffs	--	--	--	--	--

JAROMIR JAGR **RW** **#68**

Selected in the first round of Entry Draft (Kladno Czech), June 1990. Traded to Washington with Frantisek Kucera for Kris Beech, Michal Sivek and Ross Lupaschuk, July 11, 2001.

1990-2001	GP	G	A	PTS	PIM
Reg. Season	806	439	640	1079	593
Playoffs	140	65	82	147	121

ARTO JAVANAINEN **RW** **#19**

Selected in fifth round of the 1984 Entry Draft. Released May 1985.

1984-85	GP	G	A	PTS	PIM
Reg. Season	14	4	1	5	2
Playoffs	--	--	--	--	--

GRANT JENNINGS **D** **#3**

Acquired with Ron Francis and Ulf Samuelsson from Hartford for John Cullen, Zarley Zalapski and Jeff Parker, Mar. 1991. Traded to Toronto for Drake Berehowsky, Apr. 1995.

1991-95	GP	G	A	PTS	PIM
Reg. Season	210	7	21	28	357
Playoffs	38	1	1	2	38

ANDREAS JOHANSSON **C** **#38**

Acquired with Darius Kasparatis from NY Islanders for Bryan Smolinski, Nov. 1996. Signed as a free agent by Ottawa, Sept. 1998.

1996-98	GP	G	A	PTS	PIM
Reg. Season	77	7	17	24	40
Playoffs	1	0	0	0	0

MATHIAS JOHANSSON **C** **#20**

Acquired from Calgary with Micki Dupont for Shean Donovan, March 11, 2003. Released July 2003.

2003	GP	G	A	PTS	PIM
Reg. Season	12	1	5	6	4
Playoffs	--	--	--	--	--

BOB JOHNSON **G** **#1**

Acquired from St. Louis for Nick Harbaruk, Oct. 1973. Released Aug. 1975.

1974-75	GP	G	A	PTS	PIM
Reg. Season	12	0	0	0	6
Playoffs	--	--	--	--	--

GREG JOHNSON **C** **#20/9/22**

Acquired from Detroit for Tomas Sandstrom, Jan. 1997. Traded to Chicago for Tuomas Gronman, Oct. 1997.

1997	GP	G	A	PTS	PIM
Reg. Season	37	8	9	17	16
Playoffs	5	1	0	1	2

JIM JOHNSON **D** **#6**

Signed as a free agent, June 1985. Traded with Chris Dahlquist to Minnesota for Peter Taglianetti and Larry Murphy, Dec. 1990.

1985-90	GP	G	A	PTS	PIM
Reg. Season	390	14	95	109	658
Playoffs	11	0	5	5	44

MARK JOHNSON **C** **#9**

Selected in fourth round of Entry Draft (Wisconsin WCHA), June 1977. Traded to Minnesota for a second round choice in 1982 Entry Draft, Mar. 1982.

1980-82	GP	G	A	PTS	PIM
Reg. Season	136	23	39	62	84
Playoffs	10	4	3	7	6

STAN JONATHAN **LW** **#9**

Acquired from Boston for future considerations, Nov. 1982. Rights returned to Boston, Apr. 1983.

1982-83	GP	G	A	PTS	PIM
Reg. Season	19	0	3	3	13
Playoffs	--	--	--	--	--

RON JONES **D** **#6**

Selected from Boston in Intra-League Draft, June 1973. Traded to Washington for Pete LaFramboise, Jan. 1975.

1973-74	GP	G	A	PTS	PIM
Reg. Season	25	0	3	3	15
Playoffs	--	--	--	--	--

HANS JONSSON **D** **#8**

Selected in the 11th round of the 1993 Entry Draft. Released July 2003.

1999-2003	GP	G	A	PTS	PIM
Reg. Season	242	10	38	48	92
Playoffs	27	0	1	1	14

CHRIS JOSEPH **D** **#22/23**

Selected in first round of Entry Draft (Seattle WHL), June 1987. Traded with Craig Simpson, Dave Hannan and Moe Mantha to Edmonton for Paul Coffey, Dave Hunter and Wayne Van Dorp, Nov. 1987. Claimed from Tampa Bay in Waiver Draft, Jan. 1995. Claimed by Vancouver in Waiver Draft, Sept. 1996.

1987/95-96	GP	G	A	PTS	PIM
Reg. Season	120	10	28	38	129
Playoffs	25	2	1	3	20

MARK KACHOWSKI **LW** **#26**

Signed as a free agent, Aug. 1987. Released July 1992.

1987-90	GP	G	A	PTS	PIM
Reg. Season	64	6	5	11	209
Playoffs	--	--	--	--	--

SHELDON KANNEGIESSER **D** **#6/16**

Acquired with Syl Apps from NY Rangers for Glen Sather, Jan. 1971.
Traded to NY Rangers for Steve Andrascik, Mar. 1973.

1971-73	GP	G	A	PTS	PIM
Reg. Season	75	2	6	8	76
Playoffs	--	--	--	--	--

LADISLAV KARABIN **LW** **#37**

Selected in ninth round of Entry Draft (Bratislava Czech), June 1990.
Released July 1994.

1993-94	GP	G	A	PTS	PIM
Reg. Season	9	0	0	0	2
Playoffs	--	--	--	--	--

DARIUS KASPARAITIS **D** **#26/11**

Acquired with Andreas Johansson from NY Islanders for Bryan Smolinski, Nov. 1996. Traded to Colorado for Ville Nieminen and Rick Berry, Mar. 2002.

1996-2002	GP	G	A	PTS	PIM
Reg. Season	405	15	68	83	661
Playoffs	38	2	2	4	50

RICK KEHOE **RW** **#8/17**

Acquired from Toronto for Blaine Stoughton and a first round choice in 1977 Entry Draft, Sept. 1974. Retired June 1985.

1974-85	GP	G	A	PTS	PIM
Reg. Season	722	312	324	636	88
Playoffs	37	4	17	21	2

BOB KELLY **LW** **#22**

Acquired with Ab DeMarco and Steve Durbano from St. Louis for Greg Polis, Bryan Watson and a second round choice in 1974 Entry Draft, Jan. 1974. Signed as a free agent by Chicago, Aug. 1977.

1974-77	GP	G	A	PTS	PIM
Reg. Season	250	69	85	154	462
Playoffs	15	6	3	9	23

DAN KESA **RW** **#28/25**

Signed as a free agent, Aug. 1998. Released July 1999.

1998-99	GP	G	A	PTS	PIM
Reg. Season	67	2	8	10	27
Playoffs	13	1	0	1	0

RICK KESSELL **C** **#14/15/23**

Selected in first round of Entry Draft (Oshawa OHA), June 1969. Claimed by Salt Lake (CHL) in Reverse Draft, June 1973.

1969-73	GP	G	A	PTS	PIM
Reg. Season	83	2	18	20	4
Playoffs	--	--	--	--	--

OREST KINDRACHUK **C** **#26**

Acquired with Tom Bladon and Ross Lonsberry from Philadelphia for a first round choice in 1978 Entry Draft, June 1978. Signed as a free agent by Washington, Sept. 1981.

1978-81	GP	G	A	PTS	PIM
Reg. Season	144	38	80	118	181
Playoffs	7	4	1	5	7

PETR KLIMA **RW** **#85**

Acquired from Los Angeles for a conditional draft pick, Oct. 1996.
Released Jan. 1997.

1996-97	GP	G	A	PTS	PIM
Reg. Season	9	1	3	4	4
Playoffs	--	--	--	--	--

KONSTANTIN KOLTSOV **RW** **#71**

Selected in first round of Entry Draft, June 1999. Released July 2006.

2002-06	GP	G	A	PTS	PIM
Reg. Season	144	12	26	38	50
Playoffs	--	--	--	--	--

GEORGE KONIK **D** **#18**

Acquired with Paul Andrea, Dunc McCallum and Frank Francis from NY Rangers for Larry Jeffrey, June 1967. Purchased by Oakland, Jun 1968.

1967-68	GP	G	A	PTS	PIM
Reg. Season	52	7	8	15	26
Playoffs	--	--	--	--	--

CHRIS KONTOS **C** **#14**

Acquired from NY Rangers for Ron Duguay, Jan. 1987. Traded to Los Angeles for Bryan Erickson, Feb. 1988.

1987-88	GP	G	A	PTS	PIM
Reg. Season	67	9	16	25	18
Playoffs	--	--	--	--	--

TOM KOSTOPOULOS **RW** **#36/37**

Selected in the seventh round of the 1999 Entry Draft (London, OHL).

Signed by Los Angeles as a free agent, July 2004.

2001-04	GP	G	A	PTS	PIM
Reg. Season	79	10	16	26	76
Playoffs	--	--	--	--	--

ALEXEI KOVALEV **RW** **#27**

Acquired from NY Rangers with Harry York and future considerations for Petr Nedved, Chris Tamer and Sean Pronger, Nov. 25, 1998. Traded to NY Rangers with Dan LaCouture, Janne Laukkanen and Mike Wilson for Mikael Samuelsson, Rico Fata, Joel Bouchard and Richard Lintner, Feb. 10, 2003.

1998-2003	GP	G	A	PTS	PIM
Reg. Season	345	149	198	347	357
Playoffs	39	11	17	28	49

FRANTISEK KUCERA **D** **#26**

Acquired from Columbus for a sixth round choice in 2001 Entry Draft, Mar. 14, 2001. Traded to Washington with Jaromir Jagr for Kris Beech, Michal Sivek and Ross Lupaschuk, August, 2001.

2001	GP	G	A	PTS	PIM
Reg. Season	7	0	2	2	0
Playoffs	--	--	--	--	--

JOEL KWIATKOWSKI **D** **#6**

Acquired from Florida for a fourth-round pick in 2007 Entry Draft on Feb. 27, 2007. Released July 2007.

2007	GP	G	A	PTS	PIM
Reg. Season	1	0	0	0	0
Playoffs	--	--	--	--	--

JIM KYTE **D** **#3**

Acquired with Andrew McBain and Randy Gilhen from Winnipeg for Randy Cunneynworth, Rick Tabaracci and Dave McLlwain, June 1989.
Traded to Calgary for Jiri Hrdina, Dec. 1990.

1989-90	GP	G	A	PTS	PIM
Reg. Season	57	3	1	4	127
Playoffs	--	--	--	--	--

YVON LABRE		D		#15/20
Selected in third round of Entry Draft (Toronto OHA), June 1969. Selected by Washington in Expansion Draft, June 1974.				
1970-71/73-74	GP	G	A	PTS
Reg. Season	37	2	3	5
Playoffs	--	--	--	--

DAN LACOUTURE		LW		#22/33
Acquired from Edmonton for Sven Butenschon, March 14, 2001. Traded to NY Rangers with Alexei Kovalev, Janne Laukkanen and Mike Wilson for Mikael Samuelsson, Rico Fata, Joel Bouchard and Richard Lintner, Feb. 10, 2003.				
2001-03	GP	G	A	PTS
Reg. Season	137	8	13	21
Playoffs	5	0	0	0

PETE LaFRAMBOISE		LW		#27
Acquired from Washington for Ron Jones, Jan. 1975. Released Sept. 1976.				
1975-76	GP	G	A	PTS
Reg. Season	35	5	13	18
Playoffs	9	1	0	1

JEAN GUY LAGACE		D		#23/24
Acquired from Montreal for Larry Hillman, Nov. 1968. Selected by Minnesota in Intra-League Draft, June 1970. Acquired from Buffalo for Terry Ball, Jan. 1971. Traded with Denis Herron to Kansas City for Michel Plasse, Jan. 1975.				
1968-69/72-75	GP	G	A	PTS
Reg. Season	106	4	20	24
Playoffs	--	--	--	--

PATRICK LALIME		G		#40
Selected in sixth round of Entry Draft (Shawinigan QMJHL), June 1993. Rights traded to Anaheim for Sean Pronger, Mar. 1998.				
1996-97	GP	G	A	PTS
Reg. Season	39	0	0	0
Playoffs	--	--	--	--

RON LALONDE		C		#16
Selected in fourth round of Entry Draft (Peterborough OHA), June 1972. Traded to Washington for Lew Morrison, Dec. 1974.				
1972-74	GP	G	A	PTS
Reg. Season	108	10	20	30
Playoffs	--	--	--	--

MITCH LAMOREUX		C		#12
Selected in eighth round of Entry Draft (Oshawa OHL), June 1981. Released July 1986.				
1983-85	GP	G	A	PTS
Reg. Season	70	12	9	21
Playoffs	--	--	--	--

ROBERT LANG		C		#20
Signed as a free agent, Sept. 1997. Claimed by Boston in Waiver Draft, Sept. 1997. Claimed off waivers from Boston, Oct. 1997. Signed by Washington as a free agent, July 2002.				
1997-2001	GP	G	A	PTS
Reg. Season	283	85	126	211
Playoffs	45	7	12	19

TED LANYON		D		#5
Purchased from Cleveland (AHL), Aug. 1966. Released June 1970.				
1967-68	GP	G	A	PTS
Reg. Season	5	0	0	0
Playoffs	--	--	--	--

GEORGES LARAQUE		RW		27
Acquired by the Pittsburgh Penguins on Feb. 27, 2007, in exchange for left wing Daniel Carcillo and a third round draft pick in the 2008 NHL Entry Draft. Signed with Montreal on July 3.				
2007-08	GP	G	A	PTS
Reg. Season	88	4	11	15
Playoffs	17	1	2	3

PIERRE LAROUCHE		C		#10
Selected in first round of Entry Draft (Sorel QJHL), May 1974. Traded with a player to be named later (Peter Marsh) to Montreal for Peter Lee and Pete Mahovich, Nov. 1977.				
1974-77	GP	G	A	PTS
Reg. Season	240	119	134	253
Playoffs	15	2	9	11

BRAD LAUER		LW		#14
Signed as a free agent, Sept. 1994. Released July 1996.				
1995-96	GP	G	A	PTS
Reg. Season	21	4	1	5
Playoffs	12	1	1	2

JANNE LAUKKANEN		D		#5
Acquired from Ottawa with Ron Tugnutt for Tom Barrasso, March 14, 2000. Traded to NY Rangers with Alexei Kovalev, Dan LaCouture and Mike Wilson for Mikael Samuelsson, Rico Fata, Joel Bouchard and Richard Lintner, Feb. 10, 2003.				
2000-03	GP	G	A	PTS
Reg. Season	125	11	37	48
Playoffs	29	4	6	10

KEVIN LaVALLE		LW		#16
Signed as a free agent, Sept. 1986. Released July 1987.				
1986-87	GP	G	A	PTS
Reg. Season	33	8	20	28
Playoffs	--	--	--	--

GORDON LAXTON		G		#1/30
Selected in first round of Entry Draft (New Westminster WCHL), June 1975. Released July 1983.				
1975-79	GP	G	A	PTS
Reg. Season	17	0	0	0
Playoffs	--	--	--	--

JAMIE LEACH		RW		#20
Selected in third round of Entry Draft (Hamilton OHL), June 1987. Claimed off waivers by Hartford, Nov. 1992.				
1989-92	GP	G	A	PTS
Reg. Season	60	7	7	14
Playoffs	--	--	--	--

STEVE LEACH		RW		#23
Signed as a free agent, Oct. 1999. Released July 2000.				
1999-2000	GP	G	A	PTS
Reg. Season	56	2	3	5
Playoffs	--	--	--	--

Former Penguins

PATRICK LEBEAU LW #18

Signed as a free agent, Oct. 1998. Released June 1999.

1998-99	GP	G	A	PTS	PIM
Reg. Season	8	1	0	1	2
Playoffs	--	--	--	--	--

BILL LeCAINE RW #17

Signed as a free agent, Aug. 1967. Released June 1969.

1968-69	GP	G	A	PTS	PIM
Reg. Season	4	0	0	0	0
Playoffs	--	--	--	--	--

JOHN LECLAIR LW #10

Signed as a free agent, Aug. 2005. Retired Dec. 2006.

2005-06	GP	G	A	PTS	PIM
Reg. Season	94	24	34	58	73
Playoffs	--	--	--	--	--

DOUG LECUYER LW #23

Claimed from Winnipeg in Waiver Draft, Oct. 1982. Released Nov. 1982.

1982	GP	G	A	PTS	PIM
Reg. Season	12	1	4	5	12
Playoffs	--	--	--	--	--

PETER LEE RW #10

Acquired with Pete Mahovlich from Montreal for Pierre Larouche and a player to be named later (Peter Marsh), Nov. 1977. Released June 1983.

1977-83	GP	G	A	PTS	PIM
Reg. Season	431	114	131	245	257
Playoffs	19	0	8	8	4

GUILLAUME LEFEBVRE LW #28/#11

Acquired from Phoenix with Ramzi Abid and Dan Focht for Jan Hrdina and Francois Leroux, Mar. 2003. Released July 2006.

2003-06	GP	G	A	PTS	PIM
Reg. Season	21	2	4	6	9
Playoffs	--	--	--	--	--

PETTERI LEHTO D #8

Signed from Turku of the Finnish League, July 1984. Released June 1985.

1984-85	GP	G	A	PTS	PIM
Reg. Season	6	0	0	0	4
Playoffs	--	--	--	--	--

BOB LEITER C #23

Purchased from Hershey (AHL), May 1971. Selected by Atlanta in Expansion Draft, June 1972.

1971-72	GP	G	A	PTS	PIM
Reg. Season	78	14	17	31	18
Playoffs	4	3	0	3	0

ALAIN LEMIEUX C #11

Signed as a free agent, Dec. 1986. Released July 1987.

1986-87	GP	G	A	PTS	PIM
Reg. Season	1	0	0	0	0
Playoffs	--	--	--	--	--

MARIO LEMIEUX C #66

Selected in first round (first overall) of Entry Draft (Laval, QMJHL), June 1984. Retired Jan 24, 2006.

1984-06	GP	G	A	PTS	PIM
Reg. Season	915	690	1033	1723	834
Playoffs	107	76	96	172	87

FRANCOIS LEROUX D #18

Claimed from Ottawa in Waiver Draft, Jan. 1995. Traded to Colorado for a third round choice in 1998 Entry Draft, Sept. 1997. Signed as a free agent, July 16, 2002. Traded to Phoenix with Jan Hrdina for Ramzi Abid, Guillaume Lefebvre and Dan Focht, March 11, 2003.

1995-97	GP	G	A	PTS	PIM
Reg. Season	165	2	14	16	356
Playoffs	33	1	3	4	34

NICK LIBET LW #14

Acquired from Detroit for Pete Mahovlich, Aug. 1979. Released Aug. 1981.

1979-81	GP	G	A	PTS	PIM
Reg. Season	121	20	18	38	18
Playoffs	5	1	1	2	0

WILLY LIDSTROM RW #19

Selected from Edmonton in Waiver Draft, Oct. 1985. Released July 1987.

1985-87	GP	G	A	PTS	PIM
Reg. Season	131	24	30	54	36
Playoffs	--	--	--	--	--

RICHARD LINTNER D #6

Acquired from NY Rangers with Joel Bouchard, Rico Fata, Mikael Samuelsson and future considerations for Alexei Kovalev, Mike Wilson, Janne Laukkanen and Dan LaCouture on Feb. 10, 2003. Released July 2007.

2003	GP	G	A	PTS	PIM
Reg. Season	19	3	2	5	10
Playoffs	--	--	--	--	--

TROY LONEY LW #11/24

Selected in third round of Entry Draft (Lethbridge WHL), June 1982.

Selected by Anaheim in Expansion Draft, June 1993.

1983-93	GP	G	A	PTS	PIM
Reg. Season	532	69	100	169	982
Playoffs	66	8	14	22	97

ROSS LONSBERRY LW #18

Acquired with Tom Bladon and Orest Kindrachuk from Philadelphia for a first round choice in 1978 Entry Draft, June 1978. Released June 1981.

1978-81	GP	G	A	PTS	PIM
Reg. Season	236	56	73	129	150
Playoffs	17	2	3	5	13

DARREN LOWE RW #35

Signed as a free agent, Feb. 1984. Released Oct. 1984.

1984	GP	G	A	PTS	PIM
Reg. Season	8	1	2	3	0
Playoffs	--	--	--	--	--

BERNIE LUKOWICH RW #11

Selected in second round of Entry Draft (New Westminster WCHL), June 1972. Traded to St. Louis for Bob Stumpf, Jan. 1975.

1973-74	GP	G	A	PTS	PIM
Reg. Season	53	9	10	19	32
Playoffs	--	--	--	--	--

BRIAN LUNDBERG D #2

Selected in ninth round of Entry Draft (U. of Michigan WCHA), June 1980. Released Dec. 1984.

1982-83	GP	G	A	PTS	PIM
Reg. Season	1	0	0	0	2
Playoffs	--	--	--	--	--

ROSS LUPASCHUK **D** **#34**

Acquired from Washington with Kris Beech and Michal Sivek for Jaromir Jagr and Frantisek Kucera, July 11, 2001. Released July 2005.

2001-05	GP	G	A	PTS	PIM
Reg. Season	3	0	0	0	4
Playoffs	--	--	--	--	--

GILLES LUPIEN **D** **#2**

Acquired from Montreal for a third round choice in 1983 Entry Draft, Sept. 1980. Traded to Hartford for a sixth round choice in 1981 Entry Draft, Feb. 1981.

1980-81	GP	G	A	PTS	PIM
Reg. Season	31	0	1	1	34
Playoffs	--	--	--	--	--

JACK LYNCH **D** **#3**

Selected in second round of Entry Draft (Oshawa OHA), June 1972. Traded with Jim Rutherford to Detroit for Ron Stackhouse, Jan. 1974.

1972-74	GP	G	A	PTS	PIM
Reg. Season	64	1	25	26	61
Playoffs	--	--	--	--	--

STEVE LYON **D** **#5**

Signed to a tryout contract, Nov. 1976. Released June 1977.

1976-77	GP	G	A	PTS	PIM
Reg. Season	3	0	0	0	2
Playoffs	--	--	--	--	--

LOWELL MacDONALD **LW** **#14/18**

Selected from Los Angeles in Intra-League Draft, June 1970. Released Feb. 1978.

1970-78	GP	G	A	PTS	PIM
Reg. Season	328	140	166	306	60
Playoffs	15	6	4	10	8

NORM MACIVER **D** **#22**

Acquired with Troy Murray from Ottawa for Martin Straka, Apr. 1995. Traded to Winnipeg for Neil Wilkinson, Dec. 1995.

1995	GP	G	A	PTS	PIM
Reg. Season	45	2	30	32	38
Playoffs	12	1	4	5	8

RICK MacLEISH **LW** **#7/19**

Acquired from Hartford for Russ Anderson and an eighth round choice in 1983 Entry Draft, Dec. 1981. Signed as a free agent by Philadelphia, Oct. 1983.

1981-83	GP	G	A	PTS	PIM
Reg. Season	46	13	17	30	30
Playoffs	5	1	1	2	0

AL MacNEIL **D** **#3**

Selected from NY Rangers in Expansion Draft, June 1967. Traded to Montreal for Wally Boyer, June 1968.

1967-68	GP	G	A	PTS	PIM
Reg. Season	74	2	10	12	58
Playoffs	--	--	--	--	--

PETE MAHOVLICH **C** **#20/26**

Acquired with Peter Lee from Montreal for Pierre Larouche and a player to be named later (Peter Marsh), Nov. 1977. Traded to Detroit for Nick Libett, Aug. 1979.

1977-79	GP	G	A	PTS	PIM
Reg. Season	117	39	75	114	76
Playoffs	2	0	1	1	0

GREG MALONE **C** **#12**

Selected in second round of Entry Draft (Oshawa OHA), June 1976. Traded to Hartford for a third round choice in 1985 Entry Draft, Sept. 1983.

1976-83	GP	G	A	PTS	PIM
Reg. Season	495	143	221	364	496
Playoffs	18	3	5	8	32

RYAN MALONE **LW** **#12**

Selected in fourth round of Entry Draft, June 1999. Rights traded to Tampa Bay for a third round choice in 2009 Entry Draft, June, 2008.

2003-08	GP	G	A	PTS	PIM
Reg. Season	299	87	82	169	301
Playoffs	25	6	10	16	25

KENT MANDERVILLE **C** **#26**

Acquired from Philadelphia for Billy Tibbetts, March 17, 2002. Released July 2003.

2002-03	GP	G	A	PTS	PIM
Reg. Season	86	3	5	8	50
Playoffs	--	--	--	--	--

JIMMY MANN **RW** **#18**

Signed as a free agent, June 1987. Released, July 1988.

1987-88	GP	G	A	PTS	PIM
Reg. Season	9	0	0	0	53
Playoffs	--	--	--	--	--

MOE MANTHA **D** **#20**

Acquired with a first round pick in 1984 Entry Draft from Winnipeg to complete the deal that sent Randy Carlyle to Winnipeg, Mar. 1984. Traded with Craig Simpson, Dave Hannan and Chris Joseph to Edmonton for Paul Coffey, Dave Hunter and Wayne Van Dorp, Nov. 1987.

1984-87	GP	G	A	PTS	PIM
Reg. Season	232	37	131	168	223
Playoffs	--	--	--	--	--

PAUL MARSHALL **LW** **#20**

Selected in second round of Entry Draft (Brantford OHA), Aug. 1979. Traded with Kim Davis to Toronto for Dave Burrows and Paul Gardner, Nov. 1980.

1979-80	GP	G	A	PTS	PIM
Reg. Season	59	12	12	24	13
Playoffs	1	0	0	0	0

DWIGHT MATHIASSEN **RW** **#11/22/24/34**

Signed as a free agent, Mar. 1986. Released July 1988.

1986-88	GP	G	A	PTS	PIM
Reg. Season	33	1	7	8	18
Playoffs	--	--	--	--	--

DICK MATTIUSSI **LW** **#5**

Purchased from Cleveland (AHL), Sept. 1966. Traded with Earl Ingarfield and Gene Ubriaco to Oakland for Bryan Watson, George Swarbrick and Tracy Pratt, Jan. 1969.

1967-69	GP	G	A	PTS	PIM
Reg. Season	44	0	4	4	32
Playoffs	--	--	--	--	--

BRYAN MAXWELL **D** **#5**

Claimed from Winnipeg on waivers, Oct. 1983. Released July 1985.

1983-85	GP	G	A	PTS	PIM
Reg. Season	89	3	20	23	141
Playoffs	--	--	--	--	--

Former Penguins

PAT MAYER **D** **#32**

Signed as a free agent, July 1987. Traded to Los Angeles for Tim Tookey, Mar. 1989.

1987-88	GP	G	A	PTS	PIM
Reg. Season	1	0	0	0	4
Playoffs	--	--	--	--	--

GARY McADAM **LW** **#16**

Acquired from Buffalo for Dave Schultz, Feb. 1979. Traded to Detroit for Earl Thompson, Jan. 1981.

1979-81	GP	G	A	PTS	PIM
Reg. Season	140	27	40	67	95
Playoffs	12	3	3	6	9

ANDREW McBAIN **RW** **#9**

Acquired with Jim Kyte and Randy Gilhen from Winnipeg for Randy Cunneynworth, Rick Tabaracci and Dave McLlwain, June 1989. Traded with Dave Capuano and Dan Quinn to Vancouver for Rod Buskas, Barry Pederson and Tony Tanti, Jan. 1990.

1989-90	GP	G	A	PTS	PIM
Reg. Season	41	5	9	14	51
Playoffs	--	--	--	--	--

DUNC McCALLUM **D** **#6/26**

Acquired with Paul Andrea and George Konik from NY Rangers for Larry Jeffrey, June 1967. Claimed by Providence (AHL), in Reverse Draft, June 1969. Purchased from Providence, Jan. 1970. Released Mar. 1971.

1967-71	GP	G	A	PTS	PIM
Reg. Season	185	14	35	49	228
Playoffs	10	1	2	3	12

KEVIN McCARTHY **D** **#24/25**

Acquired from Vancouver for a third round choice in 1984 Entry Draft, Jan. 1984. Signed as a free agent by Philadelphia, July 1985.

1984-85	GP	G	A	PTS	PIM
Reg. Season	95	13	26	39	82
Playoffs	--	--	--	--	--

KEVIN McCLELLAND **C** **#18**

Acquired with Pat Boutette from Hartford as compensation for Hartford signing free agent Greg Millen, June 1981. Traded with a sixth round pick in 1984 Entry Draft to Edmonton for Tom Roulston, Dec. 1983.

1981-83	GP	G	A	PTS	PIM
Reg. Season	72	8	12	20	139
Playoffs	5	1	1	2	5

KEITH McCREARY **LW** **#10/21**

Selected from Montreal in Expansion Draft, June 1967. Selected by Atlanta in Expansion Draft, June 1972.

1967-72	GP	G	A	PTS	PIM
Reg. Season	292	82	59	141	199
Playoffs	11	0	4	4	6

AB McDONALD **LW** **#20**

Selected from Detroit in Expansion Draft, June 1967. Traded to St. Louis in a three-way deal with Philadelphia with Pittsburgh acquiring Lou Angotti, June 1968.

1967-68	GP	G	A	PTS	PIM
Reg. Season	74	22	21	43	38
Playoffs	--	--	--	--	--

JOE McDONNELL **D** **#2**

Signed as a free agent, Dec. 1984. Released July 1987.

1984-86	GP	G	A	PTS	PIM
Reg. Season	43	2	9	11	22
Playoffs	--	--	--	--	--

AL McDONOUGH **RW** **#9**

Acquired from Los Angeles for Bob Woytowich, Jan. 1972. Traded to Atlanta for Chuck Arnason and Bob Paradise, Jan. 1974.

1972-74	GP	G	A	PTS	PIM
Reg. Season	152	56	74	130	46
Playoffs	4	0	1	1	0

SHAWN McEACHERN **C/LW** **#15**

Selected in sixth round of Entry Draft (Matigon, MA HS), June 1987.

Traded to Los Angeles for Marty McSorley, Aug. 1993. Acquired with Tomas Sandstrom from Los Angeles for Marty McSorley and Jim Paek, Feb. 1994. Traded to Boston with Kevin Stevens for Bryan Smolinski, Glen Murray and a third round choice in 1996 Entry Draft, Aug. 1995.

1991-93/94-95	GP	G	A	PTS	PIM
Reg. Season	170	53	59	112	78
Playoffs	48	6	11	17	24

JIM McGEOUGH **RW** **#16/22**

Acquired from Washington for Mark Taylor, Mar. 1985. Released July 1987.

1985-87	GP	G	A	PTS	PIM
Reg. Season	42	4	10	14	20
Playoffs	--	--	--	--	--

STEVE McKENNA **LW** **#23**

Acquired from Minnesota for Roman Simicek, Jan. 13, 2001. Signed by NY Rangers as a free agent, Aug. 2001. Signed by Pittsburgh as a free agent, July 12, 2002. Released July 2004.

2001/2002-04	GP	G	A	PTS	PIM
Reg. Season	162	10	3	13	313
Playoffs	--	--	--	--	--

BRIAN McKENZIE **LW** **#15**

Selected in second round of Entry Draft (St. Catherines OHA), June 1971. Sold to Atlanta, Oct. 1972.

1971-72	GP	G	A	PTS	PIM
Reg. Season	6	1	1	2	4
Playoffs	--	--	--	--	--

JIM McKENZIE **LW** **#33**

Acquired from Dallas for Mike Needham, Mar. 1994. Released July 1995.

1994-95	GP	G	A	PTS	PIM
Reg. Season	50	2	1	3	79
Playoffs	8	0	0	0	4

DAVE McLLWAIN **C** **#19/26**

Selected in ninth round of Entry Draft (North Bay OHL), June 1986.

Traded with Randy Cunneynworth and Rick Tabaracci to Winnipeg for Jim Kyte, Andrew McBain and Randy Gilhen, June 1989. Acquired from Ottawa for an eighth round choice in 1996 Entry Draft, Mar. 1996. Released June 1996.

1987-89/96	GP	G	A	PTS	PIM
Reg. Season	109	14	15	29	50
Playoffs	9	0	1	1	0

MIKE McMAHON **D** **#26**

Acquired from Detroit for Billy Dea, Oct. 1969. Selected by Buffalo in Expansion Draft, June 1970.

	GP	G	A	PTS	PIM
Reg. Season	12	1	3	4	19
Playoffs	--	--	--	--	--

BOB McMANAMA **D** **#15**

Signed as a free agent, Aug. 1973. Released June 1978.

	GP	G	A	PTS	PIM
Reg. Season	99	11	25	36	28
Playoffs	8	0	1	1	6

MARTY McSORLEY **RW/D** **#4/33**

Signed as a free agent, July 1982. Traded with Tim Hrynewich to Edmonton for Gilles Meloche, Sept. 1985. Acquired from Los Angeles for Shawn McEachern, Aug. 1993. Traded to Los Angeles with Jim Paek for Shawn McEachern and Tomas Sandstrom, Feb. 1994.

	GP	G	A	PTS	PIM
Reg. Season	134	5	25	30	378
Playoffs	--	--	--	--	--

MIKE MEEKER **RW** **#8/16**

Selected in second round of Entry Draft (Peterborough OHL), June 1978. Released Nov. 1982.

	GP	G	A	PTS	PIM
Reg. Season	4	0	0	0	5
Playoffs	--	--	--	--	--

RON MEIGHAN **D** **#5**

Acquired with Anders Hakansson from Minnesota for George Ferguson and a first round choice in 1983 Entry Draft, Oct. 1982. Released Mar. 1985.

	GP	G	A	PTS	PIM
Reg. Season	41	2	6	8	16
Playoffs	--	--	--	--	--

JOSEF MELICHAR **D** **#2**

Selected in third round of Entry Draft, June 1997. Released July 2007.

	GP	G	A	PTS	PIM
Reg. Season	310	7	33	40	263
Playoffs	--	--	--	--	--

ERIC MELOCHE **RW** **#9/#72**

Selected in the seventh round of the 1996 Entry Draft. Signed by Philadelphia as a free agent, July 2004.

	GP	G	A	PTS	PIM
Reg. Season	61	8	9	17	32
Playoffs	--	--	--	--	--

GILLES MELOCHE **G** **#27**

Acquired from Edmonton for Tim Hrynewich and Marty McSorley, Sept. 1985. Released July 1988.

	GP	G	A	PTS	PIM
Reg. Season	104	0	2	2	22
Playoffs	--	--	--	--	--

DAVE MICHAYLUK **LW** **#34**

Signed as a free agent, May 1989. Released June 1992.

	GP	G	A	PTS	PIM
Reg. Season	--	--	--	--	--
Playoffs	7	1	1	2	0

GREG MILLEN **G** **#29**

Selected in fifth round of Entry Draft (Peterborough OHL), June 1977. Signed by Hartford as a free agent, June 1981. Pittsburgh received Pat Boutette and rights to Kevin McClelland as compensation.

	GP	G	A	PTS	PIM
Reg. Season	135	0	5	5	20
Playoffs	10	0	0	0	0

KEVIN MILLER **C** **#8**

Acquired from San Jose for a fifth round choice in 1996 Entry Draft and future considerations, Mar. 1996. Released June 1996.

	GP	G	A	PTS	PIM
Reg. Season	13	6	5	11	4
Playoffs	18	3	2	5	8

KIP MILLER **C** **#37**

Claimed from NY Islanders in Waiver Draft, Oct. 1998. Traded to Anaheim for future considerations, Jan. 2000. Signed as a free agent, Sept. 30, 2000. Released July 2001.

	GP	G	A	PTS	PIM
Reg. Season	154	26	46	72	38
Playoffs	13	2	7	9	19

DMITRI MIRONOV **D** **#15**

Acquired from Toronto for Larry Murphy, July 1995. Traded with Shawn Antoski to Anaheim for Alex Hicks and Fredrik Olausson, Nov. 1996.

	GP	G	A	PTS	PIM
Reg. Season	87	4	36	40	112
Playoffs	15	0	1	1	10

CARL MOKOSAK **LW** **#31**

Signed as a free agent, July 1986. Released July 1988.

	GP	G	A	PTS	PIM
Reg. Season	3	0	0	0	4
Playoffs	--	--	--	--	--

HARTLAND MONOHAN **RW** **#8**

Acquired from Washington for a first round choice in 1979 Entry Draft, Oct. 1977. Traded with Syl Apps to Los Angeles for Dave Schultz, Gene Carr and a fourth round choice in 1978 Entry Draft, Nov. 1977.

	GP	G	A	PTS	PIM
Reg. Season	7	2	0	2	2
Playoffs	--	--	--	--	--

DOMINIC MOORE **C** **#18**

Acquired from Nashville with Libor Pivko for a third-round pick in the 2007 Entry Draft, July 2006. Traded to Minnesota for a third-round pick in the 2007 Entry Draft.

	GP	G	A	PTS	PIM
Reg. Season	59	6	9	15	46
Playoffs	--	--	--	--	--

IAN MORAN **D/RW** **#24**

Selected in the sixth round of the 1990 Entry Draft. Traded to Boston for a fourth round choice in the 2003 Entry Draft, March 11, 2003.

	GP	G	A	PTS	PIM
Reg. Season	432	19	44	63	281
Playoffs	61	1	6	7	20

ALEKSEY MOROZOV **RW** **#95**

Selected in first round of Entry Draft (Krylja-Sovetov), June 1995. Released, June 2006.

	GP	G	A	PTS	PIM
Reg. Season	451	84	135	219	98
Playoffs	39	4	5	9	8

JIM MORRISON **D** **#27**

Purchased from Baltimore (AHL), Oct. 1969. Signed by Baltimore as a free agent, Oct. 1971.

1969-71	GP	G	A	PTS	PIM
Reg. Season	132	5	25	30	72
Playoffs	8	0	3	3	10

LEW MORRISON **RW** **#16**

Acquired from Washington for Ron Lalonde, Dec. 1974. Loaned to Binghamton (AHL), Nov. 1977.

1974-78	GP	G	A	PTS	PIM
Reg. Season	214	13	13	26	12
Playoffs	13	0	0	0	0

JOE MULLEN **RW** **#7**

Acquired from Calgary for a second round choice in 1990 Entry Draft, June 1990. Signed as a free agent by Boston, July 1995. Signed as a free agent, Sept. 1996. Retired May 1997.

1990-95/96-97	GP	G	A	PTS	PIM
Reg. Season	379	153	172	325	101
Playoffs	62	15	17	32	24

GLENN MULVENNA **C** **#45**

Signed as a free agent, Dec. 1987. Released June 1992.

1991-92	GP	G	A	PTS	PIM
Reg. Season	1	0	0	0	2
Playoffs	--	--	--	--	--

PAUL MULVEY **LW** **#26**

Acquired from Washington as compensation for Washington signing Orest Kindrachuk, Sept. 1981. Claimed by Los Angeles on waivers, Dec. 1981.

1981	GP	G	A	PTS	PIM
Reg. Season	27	1	7	8	76
Playoffs	--	--	--	--	--

CRAIG MUNI **D** **#28**

Signed as a free agent, Oct. 1996. Released June 1997.

1996-97	GP	G	A	PTS	PIM
Reg. Season	64	0	4	4	36
Playoffs	3	0	0	0	0

MATT MURLEY **LW** **#17**

Selected in second round of Entry Draft, June 1999. Signed as a free agent by Colorado, July 2006.

2003-06	GP	G	A	PTS	PIM
Reg. Season	59	2	6	8	38
Playoffs	--	--	--	--	--

LARRY MURPHY **D** **#4/55**

Acquired with Peter Taglianetti from Minnesota for Jim Johnson and Chris Dahlquist, Dec. 1990. Traded to Toronto for Dmitri Mironov and a second round pick in 1996 Entry Draft, July 1995.

1990-95	GP	G	A	PTS	PIM
Reg. Season	336	78	223	301	215
Playoffs	74	15	57	72	73

GLEN MURRAY **RW** **#27**

Acquired with Bryan Smolinski from Boston for Shawn McEachern and Kevin Stevens, Aug. 1995. Traded to Los Angeles for Eddie Olczyk, Mar. 1997.

1995-97	GP	G	A	PTS	PIM
Reg. Season	135	25	26	51	81
Playoffs	18	2	6	8	10

TROY MURRAY **C** **#12**

Acquired with Norm MacIver from Ottawa for Martin Straka, Apr. 1995. Released July 1995.

1995	GP	G	A	PTS	PIM
Reg. Season	13	0	2	2	23
Playoffs	12	2	1	3	12

MARKUS NASLUND **RW** **#29**

Selected in first round of Entry Draft (MoDo Sweden), June 1991. Traded to Vancouver for Alek Stojanov, Mar. 1996.

1993-96	GP	G	A	PTS	PIM
Reg. Season	151	25	42	67	65
Playoffs	--	--	--	--	--

ALAIN NASREDDINE **D** **32**

Acquired from NY Islanders for Steve Webb on March 8, 2004. Signed with Sinupret in Germany, June, 2008.

2005-08	GP	G	A	PTS	PIM
Reg. Season	56	1	4	5	30
Playoffs	--	--	--	--	--

PAT NEATON **D** **#36**

Selected in seventh round of Entry Draft (U. of Michigan CCHA), June 1990. Released July 1995.

1993-95	GP	G	A	PTS	PIM
Reg. Season	9	1	1	2	12
Playoffs	--	--	--	--	--

PETR NEDVED **C** **#93**

Acquired with Sergei Zubov from NY Rangers for Luc Robitaille and Ulf Samuelsson, Aug. 1995. Traded with Chris Tamer and Sean Pronger to NY Rangers for Alexei Kovalev and Harry York, Nov. 1998.

1995-97	GP	G	A	PTS	PIM
Reg. Season	154	78	92	170	134
Playoffs	23	11	12	23	28

MIKE NEEDHAM **RW** **#45/39**

Selected in sixth round of Entry Draft (Kamloops WHL), June 1989.

Traded to Dallas for Jim McKenzie, Mar. 1994.

1992-94	GP	G	A	PTS	PIM
Reg. Season	81	9	5	14	16
Playoffs	14	2	0	2	4

TODD NELSON **D** **#44**

Selected in fourth round of Entry Draft (Prince Albert WHL), June 1989.

Signed as a free agent by Washington, July 1993.

1991-92	GP	G	A	PTS	PIM
Reg. Season	1	0	0	0	0
Playoffs	--	--	--	--	--

CAM NEWTON **G** **#1/30**

Selected in eighth round of Entry Draft (Kitchener OHA), June 1970.

Signed by Chicago (WHA), May 1973.

1970-71/72-73	GP	G	A	PTS	PIM
Reg. Season	16	0	1	1	6
Playoffs	--	--	--	--	--

VILLE NIEMINEN **LW** **#10**

Acquired from Colorado with Rick Berry for Darius Kasparaitis, March 19, 2002. Released June 2003.

2002-03	GP	G	A	PTS	PIM
Reg. Season	88	10	14	24	101
Playoffs	--	--	--	--	--

TED NOLAN LW #25/34
Purchased from Buffalo, Sept. 1985. Released July 1986.

1985-86	GP	G	A	PTS	PIM
Reg. Season	18	1	1	2	34
Playoffs	--	--	--	--	--

SIMON NOLET RW #9
Acquired with Ed Gilbert and a first round choice in 1976 Entry Draft from Kansas City for Steve Durbano, Chuck Arnason and a first round choice in 1976 Entry Draft, Jan. 1975. Sent with Michel Plasse to Colorado as compensation for Pittsburgh signing Denis Herron as a free agent, Aug. 1976.

1975-76	GP	G	A	PTS	PIM
Reg. Season	39	9	8	17	2
Playoffs	3	0	0	0	0

NIKLAS NORDGREN C #15
Acquired with Krystofer Kolanos and a 2007 second-round pick from Carolina for Mark Recchi, March 9, 2006. Signed with Rapperswil-Jona Lakers on May 10, 2006. Released July, 2007.

2006	GP	G	A	PTS	PIM
Reg. Season	15	0	0	0	4
Playoffs	--	--	--	--	--

JOE NORIS D #27
Selected in third round of Entry Draft (Toronto OHA), June 1971. Traded to St. Louis for Jim Shires, Jan. 1973.

1971-72	GP	G	A	PTS	PIM
Reg. Season	35	2	5	7	36
Playoffs	--	--	--	--	--

JEFF NORTON D #4
Signed as a free agent, Nov. 14, 2000. Traded to San Jose for Bobby Dollas and Johan Hedberg, Mar. 12, 2001.

2000-01	GP	G	A	PTS	PIM
Reg. Season	32	2	10	12	20
Playoffs	--	--	--	--	--

HANK NOWAK G #27
Purchased from Hershey (AHL), May 1973. Traded with a third round choice in 1974 Entry Draft to Detroit for Nelson DeBenedet, May 1974.

1973-74	GP	G	A	PTS	PIM
Reg. Season	13	0	0	0	11
Playoffs	--	--	--	--	--

LYLE ODELEIN D #24
Signed as a free agent, Sept. 2005. Released July 2006.

2005-06	GP	G	A	PTS	PIM
Reg. Season	27	0	1	1	50
Playoffs	--	--	--	--	--

ROMAN OKSIUTA RW #20
Acquired from Anaheim for Richard Park, Mar. 1997. Released Oct. 1997.

1997	GP	G	A	PTS	PIM
Reg. Season	7	0	0	0	4
Playoffs	--	--	--	--	--

FREDRIK OLAUSSON D #23
Acquired with Alex Hicks from Anaheim for Shawn Antoski and Dmitri Mironov, Nov. 1996. Signed as a free agent by Anaheim, July 1998.

1996-98	GP	G	A	PTS	PIM
Reg. Season	127	13	47	60	80
Playoffs	10	0	4	4	2

EDDIE OLCZYK LW #27/16
Acquired from Los Angeles for Glen Murray, Mar. 1997. Signed as a free agent by Chicago, July 1998.

1997-98	GP	G	A	PTS	PIM
Reg. Season	68	15	18	33	41
Playoffs	11	3	0	3	16

KRZYSZTOF OLIWA LW #29
Acquired from Columbus for a third round choice in 2001 Entry Draft, Jan. 14, 2001. Traded to NY Rangers for a ninth round choice in the 2003 Entry Draft, June 2002.

2001-02	GP	G	A	PTS	PIM
Reg. Season	83	1	4	5	281
Playoffs	5	0	0	0	16

TOM O'REGAN C #8/12
Signed as a free agent, Sept. 1983. Released July 1986.

1983-86	GP	G	A	PTS	PIM
Reg. Season	61	5	12	17	10
Playoffs	--	--	--	--	--

MICHEL OUELLET RW #7
Selected in fourth round of Entry Draft (Rimouski QMJHL), June 2000. Signed by Tampa Bay as a free agent, July 2007.

2005-07	GP	G	A	PTS	PIM
Reg. Season	123	35	45	80	46
Playoffs	5	0	2	2	6

DENNIS OWCHAR D #25
Selected in fourth round of Entry Draft (Toronto OHA), May 1973. Traded to Colorado for Tom Edur, Dec. 1977.

1974-78	GP	G	A	PTS	PIM
Reg. Season	168	18	49	67	146
Playoffs	8	0	1	1	6

JIM PAEK D #2/3
Selected in ninth round of Entry Draft (Oshawa OHL), June 1985. Traded to Los Angeles with Marty McSorley for Shawn McEachern and Tomas Sandstrom, Feb. 1994.

1990-94	GP	G	A	PTS	PIM
Reg. Season	170	4	26	30	108
Playoffs	27	1	4	5	8

WILF PAIMENT RW #9
Signed as a free agent, July 1987. Released July 1988.

1987-88	GP	G	A	PTS	PIM
Reg. Season	23	2	6	8	39
Playoffs	--	--	--	--	--

ZIGGY PALFFY RW #33
Signed as a free agent, Aug. 8, 2005. Retired Jan. 18, 2006.

2005-06	GP	G	A	PTS	PIM
Reg. Season	42	11	31	42	12
Playoffs	--	--	--	--	--

BOB PARADISE D #2/24
Acquired with Chuck Arnason from Atlanta for Al McDonough, Jan. 1974. Traded to Washington for a second round choice in 1976 Entry Draft, Nov. 1975. Acquired from Washington for rights to Don Awrey, Oct. 1977. Released June 1979.

1973-76/77-79	GP	G	A	PTS	PIM
Reg. Season	203	7	33	40	209
Playoffs	7	0	1	1	17

RICH PARENT		G		#31
Signed as a free agent, Sept. 24, 2000. Released July 2001.				
2000-01	GP	G	A	PTS
Reg. Season	7	0	0	0
Playoffs	--	--	--	--

RICHARD PARK		C		#26/76
Selected in second round of Entry Draft (Belleville OHL), June 1994. Traded to Anaheim for Roman Oksiuta, Mar. 1997.				
1994-97	GP	G	A	PTS
Reg. Season	58	4	7	11
Playoffs	4	0	0	0

ED PATTERSON		RW		#44
Selected in seventh round of Entry Draft (Kamloops WHL), June 1991. Released July 1997.				
1993-96	GP	G	A	PTS
Reg. Season	68	3	3	6
Playoffs	--	--	--	--

MEL PEARSON		C/LW		#23
Selected from Chicago in Expansion Draft, June 1967. Sold to Portland (WHL), July 1968.				
1967-68	GP	G	A	PTS
Reg. Season	2	0	1	1
Playoffs	--	--	--	--

BARRY PEDERSON		C		#10
Acquired with Rod Buskas from Vancouver for Dave Capuano, Andrew McBain and Dan Quinn, Jan. 1990. Released June 1991.				
1990-91	GP	G	A	PTS
Reg. Season	84	10	26	36
Playoffs	--	--	--	--

TOBY PETERSEN		C		#17
Selected in the ninth round of the 1998 Entry Draft. Released July 2004.				
2000-04	GP	G	A	PTS
Reg. Season	91	10	16	26
Playoffs	--	--	--	--

RONALD PETROVICKY		RW		#26
Signed by Penguins as a free agent, July 24, 2006. Released July 2007.				
2006-07	GP	G	A	PTS
Reg. Season	31	3	3	6
Playoffs	--	--	--	--

FRANK PIETRANGELO		G		#40
Selected in seventh round of Entry Draft (U. of Minnesota WCHA), June 1984. Traded to Hartford for future considerations, Mar. 1992.				
1987-92	GP	G	A	PTS
Reg. Season	87	0	3	3
Playoffs	5	0	1	1

LASSE PIRJETA		C		#11
Acquired from Columbus for Brian Holzinger, March 9, 2004. Signed. Assigned to Kloten Flyers, Jan. 20, 2006.				
2004-06	GP	G	A	PTS
Reg. Season	38	10	9	19
Playoffs	--	--	--	--

DOMENIC PITTIS		C		#23
Selected in the second round of Entry Draft (Lethbridge WHL), June 1993. Signed as a free agent by Buffalo, July 1998.				
1996-97	GP	G	A	PTS
Reg. Season	1	0	0	0
Playoffs	--	--	--	--

MICHEL PLASSE		G		#31
Acquired from Kansas City for Jean Guy Legace and Denis Herron, Jan. 1975. Sent with Simon Nolet to Colorado as compensation for Pittsburgh signing Denis Herron, Aug. 1976.				
1975-76	GP	G	A	PTS
Reg. Season	76	0	3	3
Playoffs	3	0	0	0

STEVE POAPST		D		#3
Signed as a free agent, Aug. 15, 2005. Traded to St. Louis for Eric Boguniecki, Dec. 2005.				
2005	GP	G	A	PTS
Reg. Season	21	0	4	4
Playoffs	--	--	--	--

GREG POLIS		LW		#22
Selected in the first round of Entry Draft (Estevan WCHL) June 1970. Traded with Bryan Watson and a second round draft choice in 1974 Entry Draft to St. Louis for Bob Kelly, Ab DeMarco and Steve Durbano, Jan. 1974.				
1970-74	GP	G	A	PTS
Reg. Season	256	88	70	158
Playoffs	4	0	2	2

PETER POPOVIC		D		#34
Acquired from NY Rangers for Kevin Hatcher, Oct. 1999. Signed by Boston as a free agent, June 2000.				
1999-2000	GP	G	A	PTS
Reg. Season	54	1	5	6
Playoffs	10	0	0	0

KELLY PRATT		RW		#12
Signed as a free agent, July 1974. Sold to Hershey (AHL), Aug. 1975.				
1974-75	GP	G	A	PTS
Reg. Season	33	0	6	6
Playoffs	--	--	--	--

TRACY PRATT		D		#6/11
Acquired with George Swarbrick and Bryan Watson from Oakland for Earl Ingarfield, Dick Mattiussi and Gene Ubriaco, Jan. 1969. Selected by Buffalo in Expansion Draft, June 1970.				
1968-70	GP	G	A	PTS
Reg. Season	83	5	12	17
Playoffs	10	0	1	1

DEAN PRENTICE		LW		#20
Selected from Detroit in Intra-League Draft, June 1969. Sold to Minnesota, Oct. 1971.				
1969-71	GP	G	A	PTS
Reg. Season	144	47	42	89
Playoffs	12	2	5	7

NOEL PRICE			D		#4
Selected from Montreal in Expansion Draft, June 1967. Claimed by Springfield (AHL) in Reverse Draft, June 1969.					
1967-69	GP	G	A	PTS	PIM
Reg. Season	143	8	45	53	109
Playoffs	--	--	--	--	--

PAT PRICE			D		#2
Acquired from Edmonton for Pat Hughes, Mar. 1981. Signed as a free agent by Quebec, Dec. 1982.					
1980-82	GP	G	A	PTS	PIM
Reg. Season	128	8	52	60	459
Playoffs	10	1	1	2	49

TOM PRICE			D		#6/25/28
Signed as a free agent, Feb. 1977. Released June 1980.					
1977-79	GP	G	A	PTS	PIM
Reg. Season	19	0	2	2	8
Playoffs	--	--	--	--	--

KEN PRIESTLAY			C		#18
Acquired from Buffalo for Tony Tanti, Mar. 1991. Released July 1993.					
1991-92	GP	G	A	PTS	PIM
Reg. Season	52	2	9	11	4
Playoffs	--	--	--	--	--

WAYNE PRIMEAU			C		#15
Acquired from Tampa Bay for Matthew Barnaby, Feb. 1, 2001. Traded to San Jose for Matt Bradley, March 11, 2003.					
2001-02	GP	G	A	PTS	PIM
Reg. Season	130	8	24	32	127
Playoffs	18	1	3	4	2

SEAN PRONGER			C		#12
Acquired from Anaheim for rights to Patrick Lalime, March 1998. Traded with Petr Nedved and Chris Tamer to NY Rangers for Alexei Kovalev and Harry York, Nov. 1998.					
1998	GP	G	A	PTS	PIM
Reg. Season	7	1	0	1	2
Playoffs	5	0	0	0	4

JEAN PRONOVOST			RW		#19
Purchased with John Arbour from Boston, May 1968. Traded to Atlanta with Atlanta sending Dick Redmond to Boston and Boston sending Gregg Sheppard to Pittsburgh, Sept. 1978.					
1968-78	GP	G	A	PTS	PIM
Reg. Season	753	316	287	603	306
Playoffs	29	9	9	18	12

JAMIE PUSHOR			D		#3/4
Acquired from Columbus for a fourth round pick in the 2003 Entry Draft, March 15, 2002. Released July 2003.					
2002-03	GP	G	A	PTS	PIM
Reg. Season	91	3	3	6	106
Playoffs	--	--	--	--	--

DAN QUINN			C		#10/14/9
Acquired from Calgary for Mike Bullard, Nov. 1986. Traded with Andrew McBain and Dave Capuano to Vancouver for Tony Tanti, Barry Pederson and Rod Buskas, Jan. 1990. Signed as a free agent, July 1996. Released Dec. 1996.					
1986-90/96	GP	G	A	PTS	PIM
Reg. Season	270	111	165	276	224
Playoffs	11	6	3	9	10

MIKE RAMSEY			D		#6
Acquired from Buffalo for Bob Errey, Mar. 1993. Released June 1994.					
1993-94	GP	G	A	PTS	PIM
Reg. Season	77	3	4	7	30
Playoffs	13	0	6	6	4

MARK RECCHI			RW		#8
Selected in the fourth round of Entry Draft, June 1988. Traded with Brian Benning and a first-round draft choice to Philadelphia in exchange for Rick Tocchet, Kjell Samuelsson and Ken Wregget, Feb. 19, 1992. Signed as a free agent, July 9, 2004. Traded to Carolina for Krys Kolanos, Niklas Nordgren and a second-round draft choice on March 9, 2006. Claimed on waivers by Atlanta on Dec. 8, 2007					
1988-92/2005-07	GP	G	A	PTS	PIM
Reg. Season	307	130	187	317	238
Playoffs	24	10	24	34	33

GREG REDQUEST			G		#25
Selected in fourth round of Entry Draft (Kingston OHL), June 1976. Released June 1979.					
1977-78	GP	G	A	PTS	PIM
Reg. Season	1	0	0	0	0
Playoffs	--	--	--	--	--

NICK RICCI			G		#31
Selected in the fourth round of Entry Draft (Niagra Falls OHL), Aug. 1979. Traded with Pat Graham to Toronto for Rocky Saganiuk and Vincent Tremblay, Aug. 1983.					
1979-83	GP	G	A	PTS	PIM
Reg. Season	19	0	0	0	2
Playoffs	--	--	--	--	--

STEPHANE RICHER			RW		#44
Signed by Pittsburgh as a free agent, Oct. 2001. Traded to New Jersey for conditional choice in the 2002 Entry Draft, Mar. 19, 2002.					
2001-02	GP	G	A	PTS	PIM
Reg. Season	58	13	12	25	14
Playoffs	--	--	--	--	--

PAT RIGGIN			G		#1
Acquired from Boston for Roberto Romano, Feb. 1987. Released July 1988.					
1987-88	GP	G	A	PTS	PIM
Reg. Season	39	0	1	1	14
Playoffs	--	--	--	--	--

GARY RISSLING			RW		#10/15/20/23
Acquired from Washington for a fifth round choice in 1981 Entry Draft, Jan. 1981. Released June 1987.					
1983-85	GP	G	A	PTS	PIM
Reg. Season	185	20	26	46	832
Playoffs	5	0	1	1	4

JANI RITA			RW		#28
Acquired with Cory Cross from Edmonton for Dick Tarnstrom, Jan. 26, 2006. Signed with Jokerit, May 2, 2006.					
2006	GP	G	A	PTS	PIM
Reg. Season	30	3	4	7	4
Playoffs	--	--	--	--	--

BOB RIVARD LW #19

Selected from Montreal in Expansion Draft, June 1967. Sent to Baltimore (AHL) to complete an earlier deal where Pittsburgh purchased Jim Morrison, Nov. 1969.

1967-68	GP	G	A	PTS	PIM
Reg. Season	27	5	12	17	4
Playoffs	--	--	--	--	--

RENE ROBERT C #14

Claimed from Toronto in Intra-League Draft, June 1971. Traded to Buffalo for Eddie Shack, Mar. 1972.

1971-72	GP	G	A	PTS	PIM
Reg. Season	49	7	11	18	42
Playoffs	--	--	--	--	--

GARY ROBERTS LW #10

Acquired from Florida for Noah Welch, Feb. 2007. Rights traded to Tampa Bay for a 2009 third-round choice, June 2008.

2007-08	GP	G	A	PTS	PIM
Reg. Season	57	10	18	28	66
Playoffs	16	4	4	8	34

GORD ROBERTS D #14/28

Acquired from St. Louis for future considerations, Oct. 1990. Signed as a free agent by Boston, June 1992.

1990-92	GP	G	A	PTS	PIM
Reg. Season	134	5	34	39	89
Playoffs	43	1	4	5	95

LUC ROBITAILLE LW #20

Acquired from Los Angeles for Rick Tocchet and a second round choice in 1995 Entry Draft, July 1994. Traded to NY Rangers with Ulf Samuelsson for Sergei Zubov and Petr Nedved, Aug. 1995.

1994-95	GP	G	A	PTS	PIM
Reg. Season	46	23	19	42	37
Playoffs	12	7	4	11	26

RANDY ROBITAILLE C #22

Claimed off waivers from Los Angeles, Jan. 4 2002. Traded to NY Islanders for a fithe round pick in the 2003 Entry Draft, March 9, 2003.

2002-03	GP	G	A	PTS	PIM
Reg. Season	81	15	31	46	24
Playoffs	--	--	--	--	--

DAVE ROCHE LW #51

Selected in third round of Entry Draft (Peterborough OHL), June 1993. Traded to Calgary with Ken Wregget for Todd Hlushko and German Titov, June 1998.

1995-97	GP	G	A	PTS	PIM
Reg. Season	132	12	12	24	285
Playoffs	16	2	7	9	26

ROBERTO ROMANO G #30/35

Signed as a free agent, Dec. 1982. Traded to Boston for Pat Riggan, Feb. 1987. Signed as a free agent, Oct. 1993. Released June 1994.

1982-87/93-94	GP	G	A	PTS	PIM
Reg. Season	125	0	1	1	6
Playoffs	--	--	--	--	--

TOM ROULSTON RW #12/18

Acquired from Edmonton for Kevin McLelland and a sixth round choice in 1984 Entry Draft, Dec. 1983. Released July 1986.

1984-86	GP	G	A	PTS	PIM
Reg. Season	58	11	17	28	10
Playoffs	--	--	--	--	--

MIKE ROWE D #5/33

Selected in the third round of Entry Draft (Toronto OHL), June 1983. Released July 1988.

1984-87	GP	G	A	PTS	PIM
Reg. Season	11	0	0	0	11
Playoffs	--	--	--	--	--

ANDRE ROY RW #36

Signed as a free agent, Aug. 2005. Claimed by Tampa Bay off waivers, Dec. 2006.

2005-06	GP	G	A	PTS	PIM
Reg. Season	47	2	1	3	128
Playoffs	--	--	--	--	--

MICHAL ROZSIVAL D #28

Selected by Pittsburgh in the fourth round (105th overall) of the 1996 Entry Draft. Released, July 2005.

1999-2005	GP	G	A	PTS	PIM
Reg. Season	237	18	47	65	161
Playoffs	2	0	0	0	4

DUANE RUPP D #2

Acquired from Minnesota for Leo Boivin, Jan. 1969. Released June 1974.

1969-74	GP	G	A	PTS	PIM
Reg. Season	265	21	83	104	170
Playoffs	10	2	2	4	8

TERRY RUSKOWSKI LW #8

Signed as a free agent, Oct. 1985. Signed by Minnesota as a free agent, July 1987.

1985-87	GP	G	A	PTS	PIM
Reg. Season	143	40	74	114	309
Playoffs	--	--	--	--	--

JARKKO RUUTU LW 37

Signed by the Penguins as a free agent on July 4, 2006. Signed with Ottawa on July 2, 2008.

2006-08	GP	G	A	PTS	PIM
Reg. Season	152	13	19	32	263
Playoffs	25	2	1	3	36

JIM RUTHERFORD G #1/29

Selected from Detroit in Intra-League Draft, June 1971. Traded with Jack Lynch to Detroit for Ron Stackhouse, Jan. 1974.

1971-74	GP	G	A	PTS	PIM
Reg. Season	115	0	1	1	18
Playoffs	4	0	0	0	0

ROCKY SAGANIUK RW #11/33

Acquired with Vincent Tremblay from Toronto for Pat Graham and Nick Ricci, Aug. 1983. Removed from reserve list, July 1984.

1983-84	GP	G	A	PTS	PIM
Reg. Season	29	1	3	4	37
Playoffs	--	--	--	--	--

KJELL SAMUELSSON **D** **#23/28**

Acquired with Rick Tocchet, Ken Wregget and a conditional draft pick from Philadelphia for Mark Recchi, Brian Benning and Los Angeles' first round choice in 1992 Entry Draft, Feb. 1992. Signed as a free agent by Philadelphia, July 1995.

1992-95	GP	G	A	PTS	PIM
Reg. Season	183	10	22	32	312
Playoffs	44	0	7	7	66

MIKAEL SAMUELSSON **RW** **#37**

Acquired with Joel Bouchard, Rico Fata and Richard Lintner from NY Rangers for Alexei Kovalev, Dan LaCouture, Janne Laukkanen and Mike Wilson, Feb. 2003. Traded to Florida with 2003 first- and second-round selections for Florida's 2003 first- and third-round selections, June, 2003.

2003	GP	G	A	PTS	PIM
Reg. Season	22	2	0	2	8
Playoffs	--	--	--	--	--

ULF SAMUELSSON **D** **#5**

Acquired with Ron Francis and Grant Jennings from Hartford for John Cullen, Zarley Zalapski and Jeff Parker, Mar. 1991. Traded with Luc Robitaille to NY Rangers for Petr Nedved and Sergei Zubov, Aug. 1995.

1991-95	GP	G	A	PTS	PIM
Reg. Season	277	11	83	94	804
Playoffs	66	4	12	16	123

DEREK SANDERSON **C** **#16**

Signed as a free agent, Mar. 1978. Released June 1978.

1978	GP	G	A	PTS	PIM
Reg. Season	13	3	1	4	0
Playoffs	--	--	--	--	--

TOMAS SANDSTROM **RW** **#17**

Acquired with Shawn McEachern from Los Angeles for Marty McSorley and Jim Paek, Feb. 1994. Traded to Detroit for Greg Johnson, Jan. 1997.

1994-97	GP	G	A	PTS	PIM
Reg. Season	172	71	84	155	168
Playoffs	36	7	5	12	50

GRANT SASSER **C** **#19**

Selected in fifth round of Entry Draft (Portland WHL), June 1982. Released July 1986.

1983-84	GP	G	A	PTS	PIM
Reg. Season	3	0	0	0	0
Playoffs	--	--	--	--	--

GLEN SATHER **LW** **#16**

Selected from Boston in Intra-League Draft, June 1969. Traded to NY Rangers for Syl Apps and Sheldon Kannegiesser, Jan. 1971.

1969-71	GP	G	A	PTS	PIM
Reg. Season	122	20	17	37	210
Playoffs	10	0	2	2	17

RYAN SAVOIA **C** **#18**

Signed as a free agent, Apr. 1995. Released July 1999.

1998-99	GP	G	A	PTS	PIM
Reg. Season	3	0	0	0	0
Playoffs	--	--	--	--	--

KEN SCHINKEL **RW** **#12**

Selected from NY Rangers in Expansion Draft, June 1967. Retired Jan. 1973.

1967-73	GP	G	A	PTS	PIM
Reg. Season	371	93	143	236	86
Playoffs	13	6	1	7	4

NORM SCHMIDT **D** **#3/25**

Selected in fourth round of Entry Draft (Oshawa OHL), June 1981. Released July 1988.

1983-88	GP	G	A	PTS	PIM
Reg. Season	125	23	33	56	73
Playoffs	--	--	--	--	--

RON SCHOCK **C** **#17**

Acquired with Craig Cameron from St. Louis for Lou Angotti and a first round choice in 1971 Entry Draft, June 1969. Traded to Buffalo for Brian Spencer, Sept. 1977.

1969-77	GP	G	A	PTS	PIM
Reg. Season	619	124	280	404	201
Playoffs	29	2	12	14	23

DWIGHT SCHOFIELD **D** **#4**

Purchased from Washington, Oct. 1986. Released July 1987.

1986-87	GP	G	A	PTS	PIM
Reg. Season	25	1	6	7	59
Playoffs	--	--	--	--	--

DAVE SCHULTZ **LW** **#8**

Acquired with Gene Carr and a fourth round choice in 1978 Entry Draft from Los Angeles for Syl Apps and Hartland Monahan, Nov. 1977. Traded to Buffalo for Gary McAdam, Feb. 1979.

1977-79	GP	G	A	PTS	PIM
Reg. Season	113	13	34	47	535
Playoffs	--	--	--	--	--

ROD SCHUTT **LW** **#23/27**

Acquired from Montreal for a first round choice in 1981 Entry Draft, Oct. 1978. Signed as a free agent by Toronto, Oct. 1985.

1978-85	GP	G	A	PTS	PIM
Reg. Season	278	76	92	168	177
Playoffs	22	8	6	14	26

JEFF SEROWIK **D** **#16**

Signed as a free agent, Oct. 1998. Released July 1999.

1998-99	GP	G	A	PTS	PIM
Reg. Season	26	0	6	6	16
Playoffs	--	--	--	--	--

EDDIE SHACK **LW** **#23/24**

Acquired from Buffalo for Rene Robert, Mar. 1972. Purchased by Toronto, July 1973.

1972-73	GP	G	A	PTS	PIM
Reg. Season	87	30	29	59	96
Playoffs	4	0	1	1	15

DOUG SHEDDEN **RW** **#14**

Selected in fifth round of Entry Draft (Sault St. Marie OHL), June 1980. Traded to Detroit for Ron Duguay, Mar. 1986.

1981-86	GP	G	A	PTS	PIM
Reg. Season	332	123	159	282	148
Playoffs	--	--	--	--	--

GREGG SHEPPARD **C** **#19**

Acquired from Boston with Boston receiving Dick Redmond from Atlanta and Pittsburgh sending Jean Pronovost to Atlanta, Sept. 1978. Released June 1982.

1978-82	GP	G	A	PTS	PIM
Reg. Season	241	50	73	123	113
Playoffs	17	4	7	11	2

JIM SHIRES **LW** **#27**

Acquired from St. Louis for Joe Noris, Jan. 1973. Released June 1974.

1973	GP	G	A	PTS	PIM
Reg. Season	18	1	2	3	2
Playoffs	--	--	--	--	--

JON SIM **LW** **#39**

Claimed off waivers from Los Angeles, March 4, 2004. Released July 2004.

2004	GP	G	A	PTS	PIM
Reg. Season	15	2	3	5	6
Playoffs	--	--	--	--	--

ROMAN SIMICEK **C** **#15**

Selected in the ninth round of the 2000 Entry Draft (HPK Finland). Traded to Minnesota for Steve McKenna, Jan. 13, 2001.

2000-01	GP	G	A	PTS	PIM
Reg. Season	29	3	6	9	30
Playoffs	--	--	--	--	--

CHARLIE SIMMER **RW** **#13/16**

Selected from Boston in Waiver Draft, Oct. 1988. Released July 1989.

1988-89	GP	G	A	PTS	PIM
Reg. Season	50	11	17	28	24
Playoffs	--	--	--	--	--

BOB SIMPSON **LW** **#28/33**

Signed as a free agent, Oct. 1981. Released July 1984.

1981-83	GP	G	A	PTS	PIM
Reg. Season	30	10	9	19	4
Playoffs	2	0	0	0	0

CRAIG SIMPSON **RW** **#18**

Selected in the first round of Entry Draft (Michigan State CCHA), June 1985. Traded with Dave Hannan, Chris Joseph and Moe Mantha to Edmonton for Paul Coffey, Dave Hunter and Wayne Van Dorp, Nov. 1988.

1985-88	GP	G	A	PTS	PIM
Reg. Season	169	50	55	105	140
Playoffs	--	--	--	--	--

REID SIMPSON **LW** **#33**

Signed as a free agent, Aug. 29, 2003. Released July 2004.

2003-04	GP	G	A	PTS	PIM
Reg. Season	2	0	0	0	17
Playoffs	--	--	--	--	--

VILLE SIREN **D** **#5**

Acquired from Hartford for Pat Boutette, Nov. 1984. Traded with Steve Gotaas to Minnesota for Scott Bjugstad and Gord Dineen, Dec. 1988.

1984-88	GP	G	A	PTS	PIM
Reg. Season	187	10	45	55	144
Playoffs	--	--	--	--	--

PAVEL SKRBEK **D** **#46**

Selected in second round of Entry Draft (Kladno Czech), June 1996. Traded to Nashville for Bob Boughner, Mar. 2000.

1998-99	GP	G	A	PTS	PIM
Reg. Season	4	0	0	0	2
Playoffs	--	--	--	--	--

PETER SKUDRA **G** **#1**

Signed as a free agent, Sept. 1997. Signed by Boston as a free agent, Sept. 2000.

1997-2000	GP	G	A	PTS	PIM
Reg. Season	74	0	0	0	0
Playoffs	1	0	0	0	0

JOHN SLANEY **D** **#32**

Signed as a free agent, Sept. 1999. Traded to Philadelphia for Kevin Stevens Jan. 14, 2001.

1999-2001	GP	G	A	PTS	PIM
Reg. Season	29	1	4	5	10
Playoffs	2	1	0	1	2

JIRI SLEGR **D** **#71**

Rights acquired from Edmonton for third round choice in 1998 Entry Draft, Aug. 1997. Traded to Atlanta Thrashers for draft choice, Jan. 14 2001.

1997-2001	GP	G	A	PTS	PIM
Reg. Season	252	24	62	86	338
Playoffs	29	3	10	13	33

AL SMITH **G** **#29**

Purchased from Toronto, June 1969. Selected by Detroit in Intra-League Draft, June 1971.

1969-71	GP	G	A	PTS	PIM
Reg. Season	93	0	0	0	61
Playoffs	3	0	0	0	0

DOUG SMITH **C** **#15**

Acquired from Vancouver for cash, Feb. 1990. Released June 1990.

1990	GP	G	A	PTS	PIM
Reg. Season	10	1	1	2	25
Playoffs	--	--	--	--	--

NATHAN SMITH **C** **41**

Signed as a free agent on July 12, 2007. Signed with Colorado on July 14, 2008.

2008	GP	G	A	PTS	PIM
Reg. Season	13	0	0	0	2
Playoffs	--	--	--	--	--

BRYAN SMOLINSKI **C** **#8/20**

Acquired with Glen Murray and a third round pick in 1996 Entry Draft from Boston for Shawn McEachern and Kevin Stevens, Aug. 1995. Traded to NY Islanders for Darius Kasparaitis and Andreas Johansson, Nov. 1996.

1995-96	GP	G	A	PTS	PIM
Reg. Season	81	24	40	64	69
Playoffs	18	5	4	9	10

RON SNELL **RW** **#14/16**

Selected in second round of Entry Draft (Regina WCJHL), June 1968. Sold to Hershey (AHL), June 1973.

1968-70	GP	G	A	PTS	PIM
Reg. Season	7	3	2	5	6
Playoffs	--	--	--	--	--

TED SNELL **RW** **#10**

Signed as a free agent, Oct. 1973. Selected by Kansas City in Expansion Draft, June 1974.

1973-74	GP	G	A	PTS	PIM
Reg. Season	55	4	12	16	8
Playoffs	--	--	--	--	--

GARTH SNOW **G** **#34**

Signed as a free agent, Oct. 10, 2000. Signed by NY Islanders as a free agent, July 2001.

2000-01	GP	G	A	PTS	PIM
Reg. Season	35	0	0	0	8
Playoffs	--	--	--	--	--

MARTIN SONNENBERG **LW** **#12**

Signed as a free agent, Oct. 1998. Signed by Calgary as a free agent, July 2002.

1998-2002	GP	G	A	PTS	PIM
Reg. Season	58	2	3	5	19
Playoffs	7	0	0	0	0

BILLY SPEER **D** **#17**

Purchased from Cleveland (AHL), Sept. 1966. Selected by Boston in Intra-League Draft, June 1969.

1967-69	GP	G	A	PTS	PIM
Reg. Season	102	4	17	21	71
Playoffs	--	--	--	--	--

BRIAN SPENCER **LW** **#22**

Acquired from Buffalo for Ron Schock, Sept. 1977. Loaned to Binghamton (AHL), Oct. 1978.

1977-78	GP	G	A	PTS	PIM
Reg. Season	86	9	11	20	81
Playoffs	--	--	--	--	--

RON STACKHOUSE **D** **#3**

Acquired from Detroit for Jim Rutherford and Jack Lynch, Jan. 1974. Retired Nov. 1982.

1973-82	GP	G	A	PTS	PIM
Reg. Season	621	66	277	343	547
Playoffs	32	5	8	13	38

PAUL STANTON **D** **#22/23**

Selected in eighth round of Entry Draft (Catholic Memorial HS, Boston), June 1985. Traded to Boston for a third round choice in 1994 Entry Draft, Oct. 1993.

1990-93	GP	G	A	PTS	PIM
Reg. Season	206	11	38	49	199
Playoffs	44	2	10	12	66

MIKE STAPLETON **C** **#26**

Signed as a free agent, Sept. 1992. Claimed on waivers by Edmonton, Feb. 1994.

1992-94	GP	G	A	PTS	PIM
Reg. Season	136	11	13	24	28
Playoffs	4	0	0	0	0

KEVIN STEVENS **LW** **#25**

Rights acquired from Los Angeles for Anders Hakansson, Sept. 1983. Traded to Boston with Shawn McEachern for Bryan Smolinski, Glen Murray and a third round choice in 1996 Entry Draft, Aug. 1995. Acquired from Philadelphia for John Slaney, Jan. 14, 2001. Retired July 2002.

1987-95/2001	GP	G	A	PTS	PIM
Reg. Season	522	260	295	555	1046
Playoffs	103	46	60	106	170

BOB STEWART **D** **#8**

Acquired from St. Louis for Blair Chapman, Nov. 1979. Released Nov. 1982.

1979-80	GP	G	A	PTS	PIM
Reg. Season	65	3	7	10	52
Playoffs	5	1	1	2	2

JOHN STEWART **LW** **#20/23/25**

Selected in second round of Entry Draft (Flin Flon WCHL), June 1970. Selected by Atlanta in Expansion Draft, June 1972.

1970-72	GP	G	A	PTS	PIM
Reg. Season	40	4	9	13	32
Playoffs	--	--	--	--	--

KARL STEWART **C** **#17**

Claimed off waivers from Anaheim, Sept. 2006. Claimed by Chicago off waivers, Oct. 2006.

2006	GP	G	A	PTS	PIM
Reg. Season	3	0	0	0	2
Playoffs	--	--	--	--	--

ANDRE ST. LAURENT **C** **#34**

Selected from Los Angeles on waivers, Feb. 1982. Traded to Detroit for future considerations, Oct. 1983.

1982-83	GP	G	A	PTS	PIM
Reg. Season	96	23	14	37	130
Playoffs	5	2	1	3	8

ALEK STOJANOV **LW** **#11/25**

Acquired from Vancouver for Markus Naslund, Mar. 1996. Released July 1998.

1996-98	GP	G	A	PTS	PIM
Reg. Season	45	2	4	6	86
Playoffs	9	0	0	0	19

BLAINE STOUGHTON **RW** **#12**

Selected in first round of Entry Draft (Flin Flon WCHL), May 1973. Traded with first round choice in 1977 Entry Draft to Toronto for Rick Kehoe, Sept. 1974.

1973-74	GP	G	A	PTS	PIM
Reg. Season	34	5	6	11	8
Playoffs	--	--	--	--	--

MARTIN STRAKA **LW** **#82**

Selected in the first round of the 1992 Entry Draft. Traded to Ottawa for Norm MacIver and Troy Murray, April 7, 1995. Signed as a free agent, Aug. 7, 1997. Traded to Los Angeles for Sergei Anshakov and Martin Strbak, Nov. 30, 2003.

1992-95/1997-2003	GP	G	A	PTS	PIM
Reg. Season	560	165	277	442	215
Playoffs	65	19	27	46	30

Former Penguins

ART STRATTON LW #7

Selected from Chicago in Expansion Draft, June 1967. Purchased by Philadelphia to complete an earlier trade in which Pittsburgh received Wayne Hicks, Mar. 1968.

1967-68	GP	G	A	PTS	PIM
Reg. Season	58	16	21	37	16
Playoffs	--	--	--	--	--

BOB STUMPF D #29

Acquired from St. Louis for Bernie Lukowich, Jan. 1975. Loaned to Hershey (AHL), Oct. 1975.

1975	GP	G	A	PTS	PIM
Reg. Season	3	0	0	0	0
Playoffs	--	--	--	--	--

TOMAS SUROVY LW #43

Selected in fifth round of Entry Draft, June 2001. Released July 2006.

2002-06	GP	G	A	PTS	PIM
Reg. Season	126	27	32	59	71
Playoffs	--	--	--	--	--

RICH SUTTER RW #9/23

Selected in first round of Entry Draft (Lethbridge WHL), June 1982. Traded with a second and third round choice in 1984 Entry Draft to Philadelphia for Andy Brickley, Mark Taylor, Ron Flockhart and a first and third round choice in 1984 Entry Draft, Oct. 1983.

1982-84	GP	G	A	PTS	PIM
Reg. Season	9	0	0	0	0
Playoffs	--	--	--	--	--

GARY SWAIN LW #24

Selected in first round of Entry Draft (Niagara Falls OHA), June 1968. Released June 1971.

1968-69	GP	G	A	PTS	PIM
Reg. Season	9	1	1	2	0
Playoffs	--	--	--	--	--

GEROGE SWARBRICK RW #10/15/20/23

Acquired with Bryan Watson and Tracy Pratt from Oakland for Earl Ingarfield, Gene Ubriaco and Dick Mattiussi, Jan. 1969. Traded to Philadelphia for Terry Bell, June 1970.

1969-70	GP	G	A	PTS	PIM
Reg. Season	31	1	7	8	36
Playoffs	--	--	--	--	--

RICK TABARACCI G #31

Selected in second round of Entry Draft (Cornwall OHL), June 1987. Traded with Randy Cunneynworth and Dave McLlwain to Winnipeg for Jim Kyte, Andrew McBain and Randy Gilhen, June 1989.

1988-89	GP	G	A	PTS	PIM
Reg. Season	1	0	0	0	2
Playoffs	--	--	--	--	--

PETER TAGLIANETTI D #32

Acquired with Larry Murphy from Minnesota for Jim Johnson and Chris Dahlquist, Dec. 1990. Selected by Tampa Bay in Expansion Draft, June 1992. Acquired from Tampa Bay for a third round choice in 1993 Entry Draft, Mar. 1993. Released July 1995.

1990-92/93-95	GP	G	A	PTS	PIM
Reg. Season	167	7	28	35	338
Playoffs	39	1	7	8	83

DALE TALLON D #4/19

Acquired from Chicago for a second round choice in 1980 Entry Draft, Oct. 1978. Released June 1980.

1978-80	GP	G	A	PTS	PIM
Reg. Season	95	10	33	43	53
Playoffs	4	0	0	0	4

CHRIS TAMER D #2

Selected in fourth round of Entry Draft (U. of Michigan CCHA), June 1990. Traded to NY Rangers with Petr Nedved and Sean Pronger for Alexei Kovalev and Harry York, Nov. 1998.

1993-98	GP	G	A	PTS	PIM
Reg. Season	242	8	21	29	556
Playoffs	37	0	8	8	52

TONY TANTI RW #9

Acquired with Rod Buskas from Vancouver for Dave Capuano, Andrew McBain and Dan Quinn, Jan. 1990. Traded to Buffalo for Ken Priestlay, Mar. 1991.

1990-91	GP	G	A	PTS	PIM
Reg. Season	83	20	30	50	66
Playoffs	--	--	--	--	--

DICK TARNSTROM D #32

Claimed on waivers from NY Islanders., Aug. 6, 2002. Traded to Edmonton for Jani Rita and Cory Cross on Jan. 26, 2006.

2002-2006	GP	G	A	PTS	PIM
Reg. Season	174	28	75	103	140
Playoffs	--	--	--	--	--

BOB TAYLOR G #30

Acquired with Ed Van Impe from Philadelphia for Gary Inness, Mar. 1976. Released June 1976.

1976	GP	G	A	PTS	PIM
Reg. Season	2	0	0	0	0
Playoffs	--	--	--	--	--

MARK TAYLOR C #16

Acquired with Ron Flockhart, Andy Brickley and a first and third round choice in 1984 Entry Draft from Philadelphia for Rich Sutter and a second and third round choice in 1984 Entry Draft, Oct. 1983. Traded to Washington for Jim McGeough, Mar. 1985.

1983-85	GP	G	A	PTS	PIM
Reg. Season	106	31	41	72	43
Playoffs	--	--	--	--	--

GREG TEBBUTT D #34

Signed as a free agent, July 1983. Released July 1985.

1983-84	GP	G	A	PTS	PIM
Reg. Season	14	1	8	9	16
Playoffs	--	--	--	--	--

JOCELYN THIBAUT G #41

Acquired from Chicago for a fourth-round choice in 2006 Entry Draft on Aug. 10, 2005. Signed as a free agent by Buffalo, July 2007.

2005-07	GP	G	A	PTS	PIM
Reg. Season	38	0	0	0	2
Playoffs	1	0	0	0	0

ERROL THOMPSON LW #6

Acquired from Detroit for Gary McAdam, Jan. 1981. Released Nov. 1982.

1981-82	GP	G	A	PTS	PIM
Reg. Season	34	6	8	14	12
Playoffs	--	--	--	--	--

Former Penguins

CHRIS THORBURN **C** **#22**

Claimed off waivers from Buffalo, Oct. 2006. Traded to Atlanta for a third round choice in the 2007 Entry Draft, June, 2007.

2006-07	GP	G	A	PTS	PIM
Reg. Season	39	3	2	5	69
Playoffs	--	--	--	--	--

TOM THORNBURY **D** **#34**

Selected in third round of Entry Draft (Niagra Falls OHL), June 1981. Traded to Quebec for Brian Ford, Dec. 1984.

1983-84	GP	G	A	PTS	PIM
Reg. Season	14	1	8	9	16
Playoffs	--	--	--	--	--

BILLY TIBBETTS **RW** **#12**

Signed as a free agent, April 10, 2000. Traded to Philadelphia for Kent Manderville, Mar. 2002.

2000-02	GP	G	A	PTS	PIM
Reg. Season	62	2	7	9	188
Playoffs	--	--	--	--	--

DAVE TIPPETT **LW/C** **#14**

Signed as a free agent, Aug. 1992. Released June 1993.

1992-93	GP	G	A	PTS	PIM
Reg. Season	74	6	19	25	56
Playoffs	12	1	4	5	14

GERMAN TITOV **LW** **#31/9**

Acquired with Todd Hlushko from Calgary for Ken Wregget and Dave Roche, June 1998. Traded to Edmonton for Josef Beranek, Mar. 2000.

1998-2000	GP	G	A	PTS	PIM
Reg. Season	135	28	70	98	68
Playoffs	11	3	5	8	4

RICK TOCCHET **RW** **#92/22**

Acquired with Kjell Samuelsson, Ken Wregget and a conditional draft pick from Philadelphia for Mark Recchi, Brian Benning and Los Angeles' first round pick in 1992 Entry Draft, Feb. 1992. Traded to Los Angeles with Pittsburgh's second round choice in 1995 Entry Draft for Luc Robitaille, July 1994.

1992-94	GP	G	A	PTS	PIM
Reg. Season	150	76	103	179	435
Playoffs	32	15	22	37	68

JEFF TOMS **C** **#46**

Claimed off waivers from NY Rangers, March 16, 2002. Signed by Florida as a free agent, July 11, 2002.

2002	GP	G	A	PTS	PIM
Reg. Season	14	2	1	3	4
Playoffs	--	--	--	--	--

TIM TOOKEY **C** **#11**

Signed as a free agent, Sept. 1983. Signed as a free agent by Philadelphia, July 1985.

1983-84	GP	G	A	PTS	PIM
Reg. Season	8	0	2	2	2
Playoffs	--	--	--	--	--

DAN TREBIL **D** **#3**

Acquired from Anaheim for fifth round choice in 2000 Entry Draft, Mar. 2000. Signed by NY Islanders as a free agent, July 2000. Acquired from NY Islanders for ninth round draft choice, Nov. 14, 2000. Traded to St. Louis for Marc Bergevin, Dec. 28, 2000.

2000	GP	G	A	PTS	PIM
Reg. Season	19	1	0	1	7
Playoffs	--	--	--	--	--

VINCENT TREMBLAY **G** **#31**

Acquired with Rocky Saganiuk from Toronto for Nick Ricci and Pat Graham, Aug. 1993. Released July 1984.

1983-84	GP	G	A	PTS	PIM
Reg. Season	4	0	0	0	2
Playoffs	--	--	--	--	--

BRYAN TROTTIER **C** **#19**

Signed as a free agent, July 1990. Retired Aug. 1992. Signed as a free agent, June 1993. Retired Aug. 1994.

1990-92/93-94	GP	G	A	PTS	PIM
Reg. Season	156	24	48	72	114
Playoffs	46	7	7	14	57

RON TUGNUTT **G** **#31**

Acquired from Ottawa with Janne Laukkanen for Tom Barrasso, Mar. 2000. Signed by Columbus as a free agent, June 2000.

2000	GP	G	A	PTS	PIM
Reg. Season	7	0	0	0	0
Playoffs	11	0	0	0	2

IAN TURNBULL **D** **#7**

Signed as a free agent, Oct. 1982. Release July 1983.

1982-83	GP	G	A	PTS	PIM
Reg. Season	7	0	0	0	4
Playoffs	--	--	--	--	--

GENE UBRIACO **LW/C** **#11**

Acquired from Hershey (AHL) for Gil Gilbert, Oct. 1967. Traded with Earl Ingarfield and Dick Mattiussi to Oakland for George Swarbrick, Bryan Watson and Tracy Pratt, Jan. 1969.

1967-69	GP	G	A	PTS	PIM
Reg. Season	114	33	26	59	30
Playoffs	--	--	--	--	--

GARRY VALK **LW** **#26/8/18**

Acquired from Anaheim for J.J. Daigneault, Feb. 1997. Signed as a free agent by Toronto, Oct. 1998.

1997-98	GP	G	A	PTS	PIM
Reg. Season	56	5	5	10	58
Playoffs	--	--	--	--	--

WAYNE VAN DORP **LW** **#22**

Acquired with Paul Coffey and Dave Hunter from Edmonton for Craig Simpson, Chris Joseph, Dave Hannan and Moe Mantha, Nov. 1987. Traded to Buffalo for future considerations, Sept. 1988.

1987-88	GP	G	A	PTS	PIM
Reg. Season	25	1	3	4	75
Playoffs	--	--	--	--	--

ED VAN IMPE **D** **#2**

Acquired with Bobby Taylor from Philadelphia for Gary Inness, Mar. 1976. Released July 1977.

1976-77	GP	G	A	PTS	PIM
Reg. Season	22	0	8	8	22
Playoffs	3	0	1	1	2

RYAN VANDENBUSSCHE RW #37

Signed as a free agent, July 2004. Released July 2006.

2005-06	GP	G	A	PTS	PIM
Reg. Season	20	1	0	1	42
Playoffs	--	--	--	--	--

VLADIMIR VUJTEK LW #19

Signed as a free agent, July 15, 2002. Released Nov. 15, 2002.

2002	GP	G	A	PTS	PIM
Reg. Season	6	0	1	1	0
Playoffs	--	--	--	--	--

BRYAN WATSON D #5

Acquired with George Swarbrick and Tracy Pratt from Oakland for Earl Ingarfield, Gene Ubriaco and Dick Mattiussi, Jan. 1969. Traded with Greg Polis and a second round choice in 1974 Entry Draft to St. Louis for Steve Durbano, Ab DeMarco and Bob Kelly, Jan. 1974.

1969-74	GP	G	A	PTS	PIM
Reg. Season	303	8	57	65	871
Playoffs	14	0	0	0	38

STEVE WEBB RW #18

Claimed off waivers from Philadelphia, Oct. 22, 2003. Traded to the NY Islanders for Alain Nasreddine, March 8, 2004.

2003-04	GP	G	A	PTS	PIM
Reg. Season	5	0	0	0	2
Playoffs	--	--	--	--	--

WALLY WEIR D #23

Selected from Hartford in Waiver Draft, Mar. 1985. Released July 1985.

1985	GP	G	A	PTS	PIM
Reg. Season	14	0	3	3	34
Playoffs	--	--	--	--	--

NOAH WELCH D #4

Selected in second round of 2001 Entry Draft. Traded to Florida for Gary Roberts, Feb. 2007

2005-07	GP	G	A	PTS	PIM
Reg. Season	27	2	4	6	24
Playoffs	--	--	--	--	--

CHRIS WELLS C #12

Selected in first round of Entry Draft (Seattle WHL), June 1994. Traded to Florida for Stu Barnes and Jason Woolley, Nov. 1996.

1995-96	GP	G	A	PTS	PIM
Reg. Season	54	2	2	4	59
Playoffs	--	--	--	--	--

BRAD WERENKA D #5

Signed as a free agent, July 1997. Traded to Calgary for Rene Corbet and Tyler Moss, Mar. 2000.

1997-2000	GP	G	A	PTS	PIM
Reg. Season	213	12	41	53	208
Playoffs	19	2	1	3	14

JIM WILEY C #8

Signed as a free agent, June 1972. Selected by Vancouver in Intra-League Draft, June 1974.

1972-74	GP	G	A	PTS	PIM
Reg. Season	26	0	4	4	2
Playoffs	--	--	--	--	--

BARRY WILKINS D #5

Acquired from Vancouver for Ab DeMarco, Nov. 1974. Signed as a free agent by Edmonton (WHA), Sept. 1976.

1974-76	GP	G	A	PTS	PIM
Reg. Season	133	5	56	61	203
Playoffs	6	0	1	1	4

NEIL WILKINSON D #6

Acquired from Winnipeg for Norm Maciver, Dec. 1995. Retired Apr. 1999

1995-99	GP	G	A	PTS	PIM
Reg. Season	122	4	14	18	169
Playoffs	20	0	1	1	18

DUNC WILSON G #29

Acquired from NY Rangers for a fourth round choice in 1978 Entry Draft, Oct. 1976. Purchased by Vancouver, Nov. 1978.

1976-78	GP	G	A	PTS	PIM
Reg. Season	66	0	2	2	21
Playoffs	--	--	--	--	--

LANDON WILSON RW #26

Acquired from Phoenix for future considerations, Feb. 22, 2004. Released July 2004.

2004	GP	G	A	PTS	PIM
Reg. Season	19	5	1	6	31
Playoffs	--	--	--	--	--

MIKE WILSON D #4

Signed as a free agent, July 12, 2001. Traded to NY Rangers with Alexei Kovalev, Dan LaCouture and Janne Laukkanen for Mikael Samuelsson, Rico Fata, Joel Bouchard and Richard Lintner, Feb. 10, 2003.

2001-02	GP	G	A	PTS	PIM
Reg. Season	22	1	1	2	17
Playoffs	--	--	--	--	--

MITCH WILSON C #33

Signed as a free agent, July 1986. Released Jan. 1991.

1986-87	GP	G	A	PTS	PIM
Reg. Season	17	2	1	3	83
Playoffs	--	--	--	--	--

BENNETT WOLF D #3/6/16

Selected in third round of Entry Draft (Kitchener OHL), Aug. 1979. Released July 1985.

1980-83	GP	G	A	PTS	PIM
Reg. Season	30	0	1	1	133
Playoffs	--	--	--	--	--

JASON WOOLLEY D #22

Acquired with Stu Barnes from Florida for Chris Wells, Nov. 1996. Traded to Buffalo for a fifth round choice in 1998 Entry Draft, Sept. 1997.

1996-97	GP	G	A	PTS	PIM
Reg. Season	57	6	30	36	28
Playoffs	5	0	3	3	0

BOB WOYTOWICH D #3/20

Acquired from Minnesota for a first round choice in 1972 Entry Draft, Oct. 1968. Traded to Los Angeles for Al McDonough, June 1972.

1968-72	GP	G	A	PTS	PIM
Reg. Season	248	22	71	93	151
Playoffs	10	1	2	3	2

KEN WREGGET **G** **#31**

Acquired with Rick Tocchet, Kjell Samuelsson and a conditional draft pick from Philadelphia for Mark Recchi, Brian Benning and Los Angeles' first round choice in 1992 Entry Draft. Feb. 1992. Traded with Dave Roche to Calgary for German Titov and Todd Hlushko, June 1998.

1992-98	GP	G	A	PTS	PIM
Reg. Season	212	0	5	5	50
Playoffs	26	0	1	1	9

TYLER WRIGHT **C** **#29**

Acquired from Edmonton for a seventh round choice in 1996 Entry Draft, June 1996. Selected by Columbus in the expansion draft, June 2000.

1996-2000	GP	G	A	PTS	PIM
Reg. Season	238	17	16	33	317
Playoffs	11	3	1	4	17

HARRY YORK **C** **#32**

Acquired with Alexei Kovalev from NY Rangers for Petr Nedved, Chris Tamer and Sean Pronger, Nov. 1998. Claimed off waivers by Vancouver, Dec. 1998.

1998	GP	G	A	PTS	PIM
Reg. Season	2	0	0	0	0
Playoffs	--	--	--	--	--

SCOTT YOUNG **RW/LW** **#6/34**

Acquired from Hartford for Rob Brown, Dec. 1990. Rights traded to Quebec for Bryan Fogarty, Mar. 1992.

1990-91	GP	G	A	PTS	PIM
Reg. Season	43	11	16	27	33
Playoffs	17	1	6	7	2

WARREN YOUNG **LW** **#11/35**

Signed as a free agent, Aug. 1983. Signed by Detroit as a free agent, July 1985. Purchased from Detroit, Oct. 1986. Sold to Detroit, May 1987. Signed as a free agent Sept. 1987. Released July 1988.

1983-85/86-88	GP	G	A	PTS	PIM
Reg. Season	152	49	52	101	313
Playoffs	--	--	--	--	--

WENDELL YOUNG **G** **#1**

Acquired with seventh round choice in 1990 Entry Draft from Philadelphia for a third round choice in 1990 Entry Draft, Sept. 1988. Selected by Tampa Bay in Expansion Draft, June 1992. Acquired from Tampa Bay for future considerations, Feb. 1995. Released July 1995.

1988-92/95	GP	G	A	PTS	PIM
Reg. Season	111	0	7	7	14
Playoffs	1	0	0	0	0

ROD ZAINE **C** **#24**

Purchased from Baltimore (AHL), June 1970. Selected by Buffalo in Intra-League Draft, June 1971.

1970-71	GP	G	A	PTS	PIM
Reg. Season	37	8	5	13	21
Playoffs	--	--	--	--	--

ZARLEY ZALAPSKI **D** **#33**

Selected in first round of Entry Draft (Canadian National Team), June 1986. Traded with John Cullen and Jeff Parker to Hartford for Ron Francis, Ulf Samuelsson and Grant Jennings, Mar. 1991.

1987-91	GP	G	A	PTS	PIM
Reg. Season	190	33	102	135	160
Playoffs	11	1	8	9	13

RICHARD ZEMLAK **RW** **#18**

Acquired from Minnesota for rights to Rob Gaudreau, Nov. 1988. Released July 1990.

1988-90	GP	G	A	PTS	PIM
Reg. Season	50	1	5	6	178
Playoffs	1	0	0	0	10

SERGEI ZUBOV **D** **#3/56**

Acquired with Petr Nedved from NY Rangers for Luc Robitaille and Ulf Samuelsson, Aug. 1995. Traded to Dallas for Kevin Hatcher, June 1996.

1995-96	GP	G	A	PTS	PIM
Reg. Season	64	11	55	66	22
Playoffs	18	1	14	15	26

GOALTENDERS

ALL-TIME STATISTICS

NAME	GP	MP	GA	ENG	SO	GAA	W	L	T/OT	SV	SV%
Martin Brochu	1	33	1	0	0	1.82	0	0	0	18	.947
Ron Tugnutt	7	374	15	0	0	2.41	4	2	0	182	.924
Ty Conklin	33	1,866	78	1	2	2.51	18	8	5	935	.923
Phillippe DeRouville	3	119	5	1	0	2.52	1	1	0	60	.923
Roy Edwards	15	847	36	2	0	2.55	2	8	4	355	.908
Peter Skudra	74	3,687	163	10	4	2.65	26	22	11	1,374	.894
Hank Bassen	25	1,299	62	2	1	2.86	7	10	3	616	.909
Johan Hedberg	116	6,832	328	7	7	2.88	46	57	12	2,973	.901
Dany Sabourin	25	1,261	61	2	2	2.90	10	10	1	553	.901
Jean-Sebastien Aubin	168	8,888	432	18	6	2.92	63	72	11	3,937	.901
Patrick Lalime	39	2,058	101	3	3	2.94	21	12	2	1,065	.913
Marc-Andre Fleury	173	9,726	478	10	11	2.95	76	67	19	4,545	.905
Garth Snow	35	2,032	101	1	3	2.98	14	15	4	913	.900
Marv Edwards	1	60	3	0	0	3.00	0	1	0	30	.909
Rich Parent	7	332	17	1	0	3.07	1	1	3	133	.887
Al Smith	91	5,027	257	2	4	3.07	24	42	17	2,777	.899
Les Binkley	196	11,046	575	8	11	3.12	58	94	34	5,022	.897
Jim Rutherford	115	6,252	327	6	4	3.14	44	49	14	2,915	.899
Joe Daley	38	2,143	113	4	2	3.16	11	18	6	1,094	.906
Tom Barrasso	458	25,879	1409	34	22	3.27	226	153	53	12,070	.895
Ken Wregget	212	11,737	644	17	6	3.29	104	67	21	5,640	.898
Gary Inness	100	5,366	299	6	2	3.34	39	37	13	2,591	.897
Andy Chiodo	8	486	28	0	0	3.46	3	4	1	238	.892
Sebastien Caron	90	4,933	287	10	4	3.49	24	47	12	2,653	.892
Jocelyn Thibault	38	1,908	112	3	1	3.52	8	17	5	1,004	.890
Dunc Wilson	66	3,807	224	1	5	3.53	23	30	11	1,750	.887
Michel Plasse	75	4,190	251	1	2	3.59	33	24	14	2,013	.889
Pat Riggin	39	2,157	131	1	0	3.64	15	14	7	916	.868
Gilles Meloche	104	5,726	348	10	0	3.65	34	43	17	2,491	.865
Gary Edwards	6	360	22	0	1	3.67	3	2	1	171	.886
Steve Guenette	32	1,779	110	2	1	3.71	17	15	0	832	.883
Cam Newton	16	814	51	2	0	3.76	4	7	1	360	.876
Andy Brown	45	2,476	156	0	1	3.78	16	20	6	1,126	.878
Greg Millen	135	7,839	501	10	4	3.83	57	56	18	3,482	.874
Denis Herron	290	16,105	1040	22	6	3.87	88	133	44	8,072	.886
Roberto Romano	125	7,051	465	9	4	3.96	46	62	8	3,407	.880
Rob Dopson	2	45	3	0	0	4.00	0	0	0	20	.870
Rob Holland	44	2,513	171	4	1	4.08	11	22	9	1,060	.861
Frank Pietrangelo	87	4,478	308	2	1	4.13	34	32	3	2,125	.873
Wendell Young	111	5,576	385	9	1	4.14	42	47	5	2,710	.876
Michel Dion	151	8,477	605	22	0	4.28	42	79	20	3,998	.855
Nick Ricci	19	1,087	79	4	0	4.36	7	12	0	474	.857
Bob Johnson	12	476	40	0	0	5.04	3	4	1	237	.856
Alain Chevrier	3	166	14	0	0	5.06	1	2	0	75	.843
Bob Taylor	2	78	7	1	0	5.38	0	1	0	41	.837
Paul Harrison	13	700	64	1	0	5.49	3	7	0	288	.816
Gordie Laxton	17	800	74	2	0	5.55	4	9	0	359	.829
Vincent Tremblay	4	240	24	1	0	6.00	0	4	0	117	.830
Brian Ford	8	457	48	0	0	6.30	2	6	0	248	.838
Rick Tabaracci	1	33	4	0	0	7.27	0	0	0	17	.810
Paul Hoganson	2	57	7	0	0	7.37	0	1	0	21	.750
Greg Redquest	1	13	3	0	0	13.85	0	0	0	2	.400
TOTALS	3,195	191,654	11,088	252	124	3.47	1,315	1,447	416	90,321	.891

TEAM OPERATIONS

GENERAL MANAGERS

NAME	DATES	GP	W	L	T	OT	OTL	PTS	PCT
Jack Riley*	6/6/67 to 5/1/70	226	73	117	36	--	--	182	.403
Red Kelly	5/1/70 to 1/29/72	126	33	64	29	--	--	95	.377
Jack Riley*	1/29/72 to 1/13/74	149	57	73	19	--	--	133	.446
Jack Button	1/13/74 to 7/1/75	117	54	44	19	--	--	127	.543
Wren Blair	7/1/75 to 12/3/76	105	44	44	17	--	--	105	.500
Baz Bastien	12/3/76 to 3/15/83	527	193	248	86	--	--	472	.447
NO GM	3/16/83 to 4/3/83	8	2	5	1	--	--	5	.313
Ed Johnston	5/27/83 to 4/14/88	400	140	220	40	--	--	320	.400
Tony Esposito	4/14/88 to 12/5/89	106	50	47	9	--	--	109	.514
Craig Patrick	12/5/89 to 4/20/06	1250	575	511	127	14	23	1314	.526
Ray Shero	5/25/06 to Present	164	94	51	--	19	--	207	.573
*Jack Riley's Combined Record		375	130	190	55	--	--	315	.420

HEAD COACHES

NAME	DATES	GP	W	L	T	OT	OTL	PTS	PCT
Red Sullivan	6/6/67 to 3/31/69	150	47	79	24	--	--	118	.393
Red Kelly	7/2/69 to 1/13/73	274	90	132	52	--	--	232	.423
Ken Schinkel*	1/13/73 to 2/6/74	86	29	49	8	--	--	66	.384
Marc Boileau	2/6/74 to 1/17/76	151	66	61	24	--	--	156	.517
Ken Schinkel*	1/17/76 to 5/19/77	117	54	43	20	--	--	128	.547
Johnny Wilson	6/13/77 to 5/8/80	240	91	105	44	--	--	226	.471
Ed Johnston#	7/15/80 to 7/20/83	240	79	126	35	--	--	193	.402
Lou Angotti	7/20/83 to 6/4/84	80	16	58	6	--	--	38	.238
Bob Berry	6/4/84 to 4/13/87	240	88	127	25	--	--	201	.419
Pierre Creamer	6/4/87 to 6/14/88	80	36	35	9	--	--	81	.506
Gene Ubriaco	6/28/88 to 12/5/89	106	50	47	9	--	--	109	.514
Craig Patrick&	12/5/89 to 6/12/90	54	22	26	6	--	--	50	.462
Bob Johnson	6/12/90 to 10/1/91	80	41	33	6	--	--	88	.550
Scott Bowman	10/1/91 to 5/28/93	164	95	53	16	--	--	206	.628
Ed Johnston#	6/22/93 to 3/3/97	276	153	98	25	--	--	331	.599
Craig Patrick&	3/3/97 to 4/26/97	20	7	10	3	--	--	17	.425
Kevin Constantine	6/14/97 to 12/9/99	189	86	67	35	--	4	211	.511
Herb Brooks	12/9/99 to 5/9/00	57	29	24	5	--	2	65	.570
Ivan Hlinka	6/21/00 to 10/14/01	86	42	32	9	--	3	96	.558
Rick Kehoe	10/14/01 to 4/15/03	160	55	81	14	--	10	134	.419
Eddie Olczyk	10/10/03 to 12/15/05	113	31	64	8	6	4	80	.354
Michel Therrien	12/15/05 to Present	215	108	80	--	27	--	243	.502

(Starting in 2005-06, ties were eliminated. Wins include overtime victories and shootout wins, OT includes overtime defeats and shootout losses)

*Ken Schinkel's Combined Record	203	83	92	28	--	--	194	.478
#Ed Johnston's Combined Record	516	232	224	60	--	--	524	.508
&Craig Patrick's Combined Record	74	29	36	9	--	--	67	.453

COACHES YEARLY

YEAR	COACH	GP	W	L	T	PTS	GF	GA	PCT
1967-68	Red Sullivan	74	27	34	13	67	195	216	.453
	Home	37	15	12	10	40	115	101	.541
	Road	37	12	22	3	27	80	115	.365
<i>Fifth in Western Division - 10th of 12 teams - Did not make playoffs</i>									
1968-69	Red Sullivan	76	20	45	11	51	189	252	.336
	Home	38	12	20	6	30	99	113	.395
	Road	38	8	25	5	21	90	139	.276
<i>Fifth in Western Division - 11th of 12 teams - Did not make playoffs</i>									
1969-70	Red Kelley	76	26	38	12	64	182	238	.421
	Home	38	17	13	8	42	105	108	.553
	Road	38	9	25	4	22	77	130	.289
<i>Second in Western Division - 7th of 12 teams Eliminated Oakland, 4-0, in Quarterfinals; Lost to St. Louis, 4-2, in Semifinals</i>									
1970-71	Red Kelley	78	21	37	20	62	221	240	.397
	Home	39	18	12	9	45	126	92	.576
	Road	39	3	25	11	17	95	148	.218
<i>Sixth in Western Division - 11th of 14 teams - Did not make playoffs</i>									
1971-72	Red Kelley	78	26	38	14	66	220	258	.423
	Home	39	18	15	6	42	132	125	.538
	Road	39	8	23	8	24	88	133	.308
<i>Fourth in Western Division - 9th of 14 teams - Lost to Chicago, 4-0, in Quarterfinals</i>									
1972-73	TOTAL	78	32	37	9	73	257	265	.468
	Red Kelley	42	17	19	6	40	144	137	.476
	Ken Schinkel	36	15	18	3	33	113	128	.458
	Home	39	24	11	4	52	150	104	.667
	Road	39	8	26	5	21	107	161	.269
<i>Ken Schinkel Replaced Red Kelley on Jan. 13, 1973 Fifth in Western Division - 10th of 16 teams - Did not make playoffs</i>									
1973-74	TOTAL	78	28	41	9	65	242	273	.417
	Ken Schinkel	50	14	31	5	33	138	185	.330
	Marc Boileau	28	14	10	4	32	104	88	.571
	Home	39	15	18	6	36	124	116	.462
	Road	39	13	23	3	29	118	157	.371
<i>Marc Boileau replaced Ken Schinkel on Feb. 6, 1974 Fifth in Western Division - 11th of 16 teams - Did not make playoffs</i>									
1974-75	Marc Boileau	80	37	28	15	89	326	289	.556
	Home	40	25	5	10	60	192	113	.750
	Road	40	12	23	5	29	134	176	.363
<i>Third in Norris Division - 6th of 18 teams Eliminated St. Louis, 2-0, in Preliminary Round; Lost to NY Islanders, 4-3, in Quarterfinals</i>									
1975-76	TOTAL	80	35	33	12	82	339	303	.513
	Marc Boileau	43	15	23	5	35	161	181	.407
	Ken Schinkel	37	20	10	7	47	178	122	.635
	Home	40	23	11	6	52	196	137	.650
	Road	40	12	22	6	30	143	166	.375
<i>Ken Schinkel replaced Marc Boileau on Jan. 17, 1976; Third in Norris Division - 8th of 18 teams - Lost to Toronto, 2-1, in Preliminary Round</i>									

Coaches Yearly

YEAR	COACH	GP	W	L	T	PTS	GF	GA	PCT
1976-77	Ken Schinkel	80	34	33	13	81	240	252	.506
	Home	40	22	12	6	50	139	119	.625
	Road	40	12	21	7	31	101	133	.386
<i>Third in Norris Division - 7th of 18 teams - Lost to Toronto, 2-1, in Preliminary Round</i>									
1977-78	Johnny Wilson	80	25	37	18	68	254	321	.425
	Home	40	16	15	9	41	143	147	.513
	Road	40	9	22	9	27	111	174	.338
<i>Fourth in Norris Division - 12th of 18 teams - Did not make playoffs</i>									
1978-79	Johnny Wilson	80	36	31	13	85	281	279	.531
	Home	40	23	12	5	51	152	120	.638
	Road	40	13	29	8	34	129	159	.425
<i>Second in Norris Division - 8th of 18 teams - Eliminated Buffalo, 2-1, in Preliminary Round; Lost to Boston, 4-0, in Quarterfinals.</i>									
1979-80	Johnny Wilson	80	30	37	13	73	251	303	.456
	Home	40	20	13	7	47	145	134	.588
	Road	40	10	24	6	26	106	169	.325
<i>Third in Norris Division - 13th of 21 teams - Lost to Boston, 3-2, in Preliminary Round</i>									
1980-81	Ed Johnston	80	30	37	13	73	302	345	.456
	Home	40	21	16	3	45	160	154	.563
	Road	40	9	21	10	28	142	191	.350
<i>Third in Norris Division - 15th of 21 teams - Lost to St. Louis, 3-2, in Preliminary Round</i>									
1981-82	Ed Johnston	80	31	36	13	75	310	337	.469
	Home	40	21	11	8	50	167	143	.625
	Road	40	10	25	5	25	143	194	.313
<i>Fourth in Patrick Division - 12th of 21 teams - Lost to NY Islanders, 3-2, in Preliminary Round</i>									
1982-83	Ed Johnston	80	18	53	9	45	257	394	.281
	Home	40	14	22	4	32	134	170	.400
	Road	40	4	31	5	13	123	224	.163
<i>Sixth in Patrick Division - 21st of 21 teams - Did not make playoffs</i>									
1983-84	Lou Angotti	80	16	58	6	38	254	390	.238
	Home	40	7	29	4	18	132	182	.225
	Road	40	9	29	2	20	122	208	.250
<i>Sixth in Patrick Division - 21st of 21 teams - Did not make playoffs</i>									
1984-85	Bob Berry	80	24	51	5	53	276	385	.331
	Home	40	17	20	3	37	150	171	.463
	Road	40	7	31	2	16	126	214	.200
<i>Sixth in Patrick Division - 20th of 21 teams - Did not make playoffs</i>									
1985-86	Bob Berry	80	34	38	8	76	313	305	.475
	Home	40	20	15	5	45	155	133	.563
	Road	40	14	23	3	31	158	172	.388
<i>Fifth in Patrick Division - 15th of 21 teams - Did not make playoffs</i>									
1986-87	Bob Berry	80	30	38	12	72	297	290	.450
	Home	40	19	15	6	44	164	145	.550
	Road	40	11	23	6	28	133	145	.350
<i>Fifth in Patrick Division - 14th of 21 teams - Did not make playoffs</i>									

Coaches Yearly

YEAR	COACH	GP	W	L	T	PTS	GF	GA	PCT
1987-88	Pierre Creamer	80	36	35	9	81	319	316	.506
	Home	40	22	12	6	50	171	140	.625
	Road	40	14	23	3	31	148	176	.388
<i>Sixth in Patrick Division - 12th of 21 teams - Did not make playoffs</i>									
1988-89	Gene Ubriaco	80	40	33	7	87	347	349	.544
	Home	40	24	13	3	51	184	159	.638
	Road	40	16	20	4	36	163	190	.450
<i>Second in Patrick Division - 6th of 21 teams</i>									
<i>Eliminated NY Rangers, 4-0, in Division Semifinals; Lost to Philadelphia, 4-3, Division Finals</i>									
1989-90	TOTAL	80	32	40	8	72	318	359	.450
	Gene Ubriaco	26	10	14	2	22	101	110	.423
	Craig Patrick	54	22	26	6	50	217	249	.462
	Home	40	22	15	3	47	178	166	.588
	Road	40	10	25	5	25	140	193	.313
<i>Craig Patrick Replaced Gene Ubriaco on Dec. 10, 1989</i>									
<i>Fifth in Patrick Division - 17th of 21 teams - Did not make playoffs</i>									
1990-91	Bob Johnson	80	41	33	6	88	342	305	.550
	Home	40	25	12	3	53	184	132	.663
	Road	40	16	21	3	35	158	173	.438
<i>First in Patrick Division - 7th of 21 teams</i>									
<i>Eliminated New Jersey, 4-3, in Division Semifinals; Eliminated Washington, 4-1, in Division Finals; Eliminated Boston, 4-2, in Conference Finals; Defeated Minnesota, 4-2, Stanley Cup Finals</i>									
1991-92	Scott Bowman	80	39	32	9	87	343	308	.544
	Home	40	21	13	6	48	192	154	.600
	Road	40	18	19	3	39	151	154	.488
<i>Third in Patrick Division - 6th of 22 teams - Eliminated Washington, 4-3, in Division Semifinals; Eliminated NY Rangers, 4-3, in Division Finals; Eliminated Boston, 4-2, in Conference Finals; Defeated Chicago, 4-0, in Stanley Cup Finals</i>									
1992-93	Scott Bowman	84	56	21	7	119	367	268	.708
	Home	41	31	6	4	66	198	128	.805
	Road	41	23	15	3	49	159	136	.598
	Neutral	2	2	0	0	4	10	4	1.000
<i>First in Patrick Division - 1st of 24 teams</i>									
<i>Eliminated New Jersey, 4-1, in Division Semifinals; Lost to NY Islanders, 4-3, in Division Finals</i>									
1993-94	Ed Johnston	84	44	27	13	101	299	285	.601
	Home	41	24	9	8	56	155	128	.683
	Road	41	18	18	5	41	132	153	.500
	Neutral	2	2	0	0	4	12	4	1.000
<i>First in Northeast Division - 3rd of 26 teams - Lost to Washington, 4-2, Conference Quarterfinals</i>									
1994-95	Ed Johnston	48	29	16	3	61	181	158	.635
	Home	24	18	5	1	37	103	71	.771
	Road	24	11	11	2	24	78	87	.500
<i>Second in Northeast Division - 3rd of 26 teams - Eliminated Washington, 4-3, in Conference Quarterfinals; Lost to New Jersey, 4-1, in Conference Semifinals</i>									
1995-96	Ed Johnston	82	49	29	4	102	362	284	.622
	Home	41	32	9	0	64	215	136	.780
	Road	41	17	20	4	38	147	148	.463
<i>First in Northeast Division - 4th of 26 teams</i>									
<i>Eliminated Washington, 4-2, in Conference Quarterfinals; Eliminated NY Rangers, 4-1, in Conference Semifinals; Lost to Florida, 4-3, in Conference Finals</i>									

Coaches Yearly

YEAR	COACH	GP	W	L	T	PTS	GF	GA	PCT
1996-97	TOTAL	82	38	36	8	84	285	280	.512
	Ed Johnston	62	31	26	5	67	220	205	.540
	Craig Patrick	20	7	10	3	17	65	75	.425
	Home	41	25	11	5	55	154	122	.671
	Road	41	13	25	3	29	131	158	.254
<i>Craig Patrick Replaced Ed Johnston on March 3, 1997</i>									
<i>Second in Northeast Division - 10th of 26 teams</i>									
<i>Lost to Philadelphia, 4-1, in Conference Quarterfinals</i>									
1997-98	Kevin Constantine	82	40	24	18	98	228	188	.598
	Home	41	21	10	10	52	125	98	.634
	Road	41	19	14	8	46	103	90	.561
<i>First in Northeast Division - 4th of 26 teams - Lost to Montreal, 4-2, in Conference Quarterfinals</i>									
1998-99	Kevin Constantine	82	38	30	14	90	242	225	.555
	Home	41	21	10	10	52	132	103	.634
	Road	41	17	20	4	38	110	122	.463
<i>Third in Atlantic Division - 11th of 27 teams</i>									
<i>Eliminated New Jersey, 4-3, in Conference Quarterfinals; Lost to Toronto, 4-2, Conference Semifinals</i>									
1999-00	TOTAL	82	37	37	8 (6)	88	241	236	.537
	Kevin Constantine	25	8	14	3 (4)	23	76	76	.460
	Herb Brooks	57	29	23	5 (2)	65	165	160	.570
	Home	41	23	11	7 (0)	53	134	107	.646
	Road	41	14	26	1 (6)	35	107	129	.427
<i>Herb Brooks replaced Kevin Constantine on Dec. 9, 1999</i>									
<i>Third in Atlantic Division - 13th of 28 teams</i>									
<i>Eliminated Washington, 4-1, in Conference Quarterfinals; Lost to Philadelphia, 4-2, Conference Semifinals</i>									
2000-01	Ivan Hlinka	82	42	28	9 (3)	96	281	256	.585
	Home	41	24	15	2 (0)	50	142	125	.610
	Road	41	18	13	7 (3)	46	139	131	.560
<i>Third in Atlantic division - 10th of 30 teams</i>									
<i>Eliminated Washington, 4-2, in Conference Quarterfinals; Eliminated Buffalo, 4-3, in Conference Semifinals; Lost to New Jersey, 4-1, in Conference Final.</i>									
2001-02	TOTAL	82	28	41	8 (5)	69	198	217	.421
	Ivan Hlinka	4	0	4	0	0	17	7	.000
	Rick Kehoe	78	28	37	8 (5)	69	181	210	.442
	Home	41	16	20	4 (1)	37	114	128	.451
	Road	41	12	21	4 (4)	32	84	121	.390
<i>Rick Kehoe replaced Ivan Hlinka on Oct. 14, 2001</i>									
<i>Fifth in Atlantic Division - 26th of 30 teams</i>									
2002-03	Rick Kehoe	82	27	44	6 (5)	65	189	255	.396
	Home	41	15	22	2 (2)	34	99	132	.415
	Road	41	12	22	4 (3)	31	90	123	.378
<i>Fifth in Atlantic Division - 29th of 30 teams</i>									
2003-04	Eddie Olczyk	82	23	47	8 (4)	58	190	303	.354
	Home	41	13	22	6 (0)	32	95	145	.390
	Road	41	10	25	2 (4)	26	95	158	.371
<i>Fifth in Atlantic Division - 30th of 30 teams</i>									

Coaches Yearly

YEAR	COACH	GP	W	L	T	PTS	GF	GA	PCT
2005-06	TOTAL	82	22	46	0 (14)	58	244	316	.354
	Eddie Olczyk	31	8	17	0 (6)	22	82	125	.355
	Michel Therrien	51	14	29	0 (8)	36	162	191	.353
	Home	41	12	21	0 (8)	32	133	156	.390
	Road	41	10	25	0 (6)	26	111	160	.317
<i>Michel Therrien replaced Eddie Olczyk on Dec. 15, 2005</i>									
<i>Fifth in Atlantic Division - 29th of 30 teams</i>									
2006-07	Michel Therrien	82	47	24	0 (11)	105	277	246	.573
	Home	41	26	10	0 (5)	57	136	104	.634
	Road	41	21	14	0 (6)	48	141	142	.512
<i>Second in Atlantic Division - 10th of 30 teams - Lost to Ottawa, 4-1, in Conference Quarterfinals</i>									
2007-08	Michel Therrien	82	47	27	0 (8)	102	247	216	.573
	Home	41	26	10	0 (5)	57	136	97	.634
	Road	41	21	17	0 (3)	45	111	119	.512
<i>First in Atlantic Division - 4th of 30 teams</i>									
<i>Eliminated Ottawa, 4-0, in Conference Quarterfinals; Eliminated NY Rangers, 4-1, in Conference Semifinals; Eliminated Philadelphia, 4-1, in Conference Final; Lost to Detroit, 4-2, in Stanley Cup Final.</i>									

CAPTAINS, PRESIDENTS, SCOUTS

PRESIDENTS

1967-70	Jack E. McGregor
1970-72	Jack Riley
1973-74	No President
1975-77	Wren Blair
1977-81	Vince Bartimo
1981-88	Edward J. DeBartolo, Sr.
1988-91	Denise DeBartolo-York
1991-92	Howard Baldwin
1993-96	Jack Kelley
1996-97	Donn Patton
1998-99	Craig Patrick
1999-01	Mario Lemieux
2001-02	Tom Rooney/Ken Sawyer
2002-07	Ken Sawyer
Current	David Morehouse

CAPTAINS

1967-68	Ab McDonald
1968-69	Earl Ingarfield
1969-73	No Captain
1973-77	Ron Schock
1977-78	Jean Pronovost
1978-81	Orest Kindrachuk
1981-84	Randy Carlyle
1984-86	Mike Bullard
1986-87	Mike Bullard/Terry Ruskowski
1987-88	Dan Frawley/Mario Lemieux
1988-94	Mario Lemieux
1994-95	Ron Francis
1995-97	Mario Lemieux
1997-98	Ron Francis
1998-01	Jaromir Jagr
2001-06	Mario Lemieux
2006-07	No captain
2007-	Sidney Crosby

SCOUTS

Edgar Brenchley	(1967-70 & 1971-73)	Ralph Cox	(1989-99)
Rudy Migay	(1967-68 & 1971-75)	Gilles Meloche	(1990-2006)
Ken Carson	(1967-68)	Pierre McGuire	(1990-91)
"Red" Sullivan	(1969-70)	Mark Kelley	(1993-2006)
Dave Lucas	(1969-75)	Phil Russell	(1993-97)
Clare Rothermel	(1969-75 & 1977-84)	Glenn Patrick	(1994-2006)
Ron Marlow	(1971-72)	Herb Brooks	(1996-2003)
Dick Coss	(1971-72)	Wayne Daniels	(1999-2005)
Gerry Brown	(1971-74)	Neil Shea	(1999-2006)
Jack Riley	(1974-75)	Rick Kehoe	(1986-2006)
Ken Schinkel	(1974-76)	Richard Rose	(2001-05)
Gerald Blair	(1976-77)	Chuck Grillo	(2001-present)
Billy Taylor	(1979-86)	Bill O'Flaherty	(2006-2007)
Albert Mandanici	(1981-88)	Matt Recchi	(2005-2008)
Lou Angotti	(1984-86)	Kevin Stevens	(2005-present)
Bruce Haralson	(1984-89)	Jim Madigan	(2006-present)
John Gill	(1985-95)	Dan MacKinnon	(2006-present)
Paul Goulet	(1986-88)	Patrik Allvin	(2006-present)
Doug Wood	(1986-88)	Wayne Meier	(2006-present)
Fred Gore	(1987-89)	Darryl Plandowski	(2006-2008)
Greg Malone	(1988-2006)	Brian Fitzgerald	(2006-present)
Les Binkley	(1989-99)	Robert Neuhauser	(2006-present)
Charlie Hodge	(1989-2005)	Derek Clancey	(2007-present)
Doug McCauley	(1989-91)	David McNamara	(2007-present)

ALL-TIME LEADERS

GAMES PLAYED

SEASON			CAREER	
Joe Mullen	84	1993-94	Mario Lemieux	915
Larry Murphy	84	1993-94	Jaromir Jagr	806
Martin Straka	84	1993-94	Jean Pronovost	753
Ron Francis	84	1992-93	Rick Kehoe	722
Shawn McEachern	84	1992-93	Ron Stackhouse	621
Kevin Stevens	83	1993-94	Ron Schock	619
Larry Murphy	83	1992-93	Dave Burrows	573
17 Players Tied With 82			Bob Errey	572
			Martin Straka	560
			Ron Francis	533
			Troy Loney	532
			Kevin Stevens	522

GOALS

SEASON			CAREER	
Mario Lemieux	85	1988-89	Mario Lemieux	690
Mario Lemieux	70	1987-88	Jaromir Jagr	439
Mario Lemieux	69	1995-96	Jean Pronovost	316
Mario Lemieux	69	1992-93	Rick Kehoe	312
Jaromir Jagr	62	1995-96	Kevin Stevens	260
Kevin Stevens	55	1992-93	Mike Bullard	186
Rick Kehoe	55	1980-81	Martin Straka	165
Kevin Stevens	54	1991-92	Ron Francis	164
Mario Lemieux	54	1986-87	Mark Recchi	154
Pierre Larouche	53	1975-76	Joe Mullen	153
Jaromir Jagr	52	2000-01	Syl Apps	151
Jean Pronovost	52	1975-76	Rob Brown	150
Mike Bullard	51	1983-84	Greg Malone	143
Mario Lemieux	50	1996-97	Lowell MacDonald	140
			Bob Errey	132

ASSISTS

SEASON			CAREER	
Mario Lemieux	114	1988-89	Mario Lemieux	1,033
Mario Lemieux	98	1987-88	Jaromir Jagr	640
Mario Lemieux	93	1985-86	Ron Francis	449
Mario Lemieux	92	1995-96	Syl Apps	349
Ron Francis	92	1995-96	Paul Coffey	332
Mario Lemieux	91	1992-93	Rick Kehoe	324
Jaromir Jagr	87	1995-96	Kevin Stevens	295
Mario Lemieux	87	1991-92	Jean Pronovost	287
SIDNEY CROSBY	84	2006-07	Ron Schock	280
Two tied	83		Ron Stackhouse	277
Paul Coffey	83	1988-89		

POINTS

SEASON			CAREER	
Mario Lemieux	199	1988-89	Mario Lemieux	1,723
Mario Lemieux	168	1987-88	Jaromir Jagr	1,079
Mario Lemieux	161	1995-96	Rick Kehoe	636
Mario Lemieux	160	1992-93	Ron Francis	613
Jaromir Jagr	149	1995-96	Jean Pronovost	603
Mario Lemieux	141	1985-86	Kevin Stevens	555
Mario Lemieux	131	1991-92	Syl Apps	500
Jaromir Jagr	127	1998-99	Martin Straka	442
Kevin Stevens	123	1991-92	Paul Coffey	440
Mario Lemieux	123	1989-90	Ron Schock	404
Mario Lemieux	122	1996-97	Mark Recchi	376
Jaromir Jagr	121	2000-01	Greg Malone	364
SIDNEY CROSBY	120	2006-07	Mike Bullard	361
Ron Francis	119	1995-96	Alexei Kovalev	347
Rob Brown	115	1988-89		

POWER-PLAY GOALS

SEASON			CAREER	
Mario Lemieux	31	1995-96	Mario Lemieux	236
Mario Lemieux	31	1988-89	Jaromir Jagr	114
Kevin Stevens	26	1992-93	Kevin Stevens	110
Rob Brown	24	1988-89	Rick Kehoe	95
Mario Lemieux	22	1987-88	Jean Pronovost	70
Kevin Stevens	21	1993-94	Rob Brown	68
Dan Quinn	21	1987-88	Mark Recchi	61
Paul Gardner	21	1981-82	Paul Gardner	59
Four Players Tied With 20			Mike Bullard	59
			Ron Francis	54
			Dan Quinn	51

GAME-WINNING GOALS

SEASON			CAREER	
Jaromir Jagr	12	1995-96	Jaromir Jagr	78
Jaromir Jagr	10	2000-01	Mario Lemieux	74
Mario Lemieux	10	1992-93	Jean Pronovost	42
Alexei Kovalev	9	2000-01	Kevin Stevens	27
Joe Mullen	9	1993-94	Rick Kehoe	26
Jaromir Jagr	9	1992-93	Martin Straka	26
Mark Recchi	9	1990-91	Mark Recchi	22
Jean Pronovost	9	1974-75	Ron Francis	21
Three Players Tied With 8			Joe Mullen	21
			Alexei Kovalev	21
			Syl Apps	20

SHORT-HANDED GOALS

SEASON			CAREER	
Mario Lemieux	13	1988-89	Mario Lemieux	48
Mario Lemieux	10	1987-88	Ron Schock	14
Mario Lemieux	8	1995-96	Jean Pronovost	14
JORDAN STAAL	7	2006-07	George Ferguson	12
Mario Lemieux	6	1992-93	Ryan Malone	11
Ryan Malone	5	2005-06	Syl Apps	11
Seven Players Tied With 4			Phil Bourque	10
			Martin Straka	9
			Jaromir Jagr	9
			Dave Hannan	8

SHOTS

SEASON			CAREER	
Jaromir Jagr	403	1995-96	Mario Lemieux	3,633
Mario Lemieux	382	1987-88	Jaromir Jagr	2,911
Jaromir Jagr	343	1998-99	Jean Pronovost	2,310
Paul Coffey	342	1998-99	Rick Kehoe	2,165
Mario Lemieux	338	1995-96	Kevin Stevens	1,631
Mario Lemieux	327	1996-97	Ron Stackhouse	1,342
Kevin Stevens	326	1992-93	Paul Coffey	1,306
Kevin Stevens	325	1991-92	Ron Schock	1,227

SHOOTING PERCENTAGE

SEASON			CAREER	
Warren Young	30.8	1984-85	Rob Brown	19.7
Rob Brown	30.0	1987-88	Mike Bullard	19.3
Rob Brown	29.0	1988-89	Mario Lemieux	19.0
Terry Ruskowski	28.6	1985-86	Paul Gardner	19.0
Mario Lemieux	27.2	1988-89		

OVERTIME GOALS

SEASON			CAREER	
SIDNEY CROSBY	3	2005-06	Mario Lemieux	10
Ryan Malone	3	2003-04	Jaromir Jagr	9
Colby Armstrong	3	2006-07	Alexei Kovalev	4
Jaromir Jagr	3	1998-99	Aleksey Morozov	4
Aleksey Morozov	3	2003-04	Four Players Tied With 3	
Seven Players Tied With 2				

POWER-PLAY POINTS/ASSISTS (SEASON)

POINTS		
Mario Lemieux	80	1988-89
Mario Lemieux	80	1987-88
Mario Lemieux	79	1995-96
Paul Coffey	64	1988-89
Mario Lemieux	62	1985-86
SIDNEY CROSBY	61	2006-07
Mario Lemieux	55	1992-93
Ron Francis	54	1995-96
Jaromir Jagr	51	1995-96
Rick Kehoe	50	1989-90

ASSISTS		
Mario Lemieux	58	1987-88
Paul Coffey	53	1988-89
Mario Lemieux	49	1988-89
Mario Lemieux	48	1995-96
SIDNEY CROSBY	48	2006-07
Mario Lemieux	45	1985-86
Ron Francis	42	1995-96
Ron Francis	40	1992-93
Three Players Tied With 39		

GAMES BY A GOALTENDER

SEASON		
MARC-ANDRE FLEURY	67	2006-07
Johan Hedberg	66	2001-02
Tom Barrasso	63	1997-98
Tom Barrasso	63	1992-93
Greg Millen	63	1980-81
Michel Dion	62	1981-82

CAREER	
Tom Barrasso	458
Denis Herron	290
Ken Wregget	212
Les Binkley	196
MARC-ANDRE FLEURY	173

VICTORIES

SEASON		
Tom Barrasso	43	1992-93
MARC-ANDRE FLEURY	40	2006-07
Tom Barrasso	31	1997-98
Tom Barrasso	29	1995-96
Tom Barrasso	27	1990-91
Johan Hedberg	25	2001-02
Ken Wregget	25	1994-95
Tom Barrasso	25	1991-92
Michel Dion	25	1981-82
Greg Millen	25	1980-81

CAREER	
Tom Barrasso	226
Ken Wregget	107
Denis Herron	88
MARC-ANDRE FLEURY	76
Jean-Sebastien Aubin	63
Les Binkley	58
Greg Millen	57
Johan Hedberg	46
Roberto Romano	46
Jim Rutherford	44

SHUTOUTS

SEASON		
Tom Barrasso	7	1997-98
Johan Hedberg	6	2001-02
Les Binkley	6	1967-68
MARC-ANDRE FLEURY	5	2006-07
Dunc Wilson	5	1976-77
Tom Barrasso	4	1998-99
Tom Barrasso	4	1992-93
Six Players Tied With 3		

CAREER	
Tom Barrasso	22
MARC-ANDRE FLEURY	11
Les Binkley	11
Johan Hedberg	7
Ken Wregget	6
Denis Herron	6
Jean-Sebastien Aubin	6
Dunc Wilson	5

SEASON LEADERS

	GOALS		ASSISTS	
1967-68	22	Ab McDonald	39	Andy Bathgate
1968-69	25	Keith McCreary	38	Charlie Burns
1969-70	20	Dean Prentice	32	Michel Briere
1970-71	21	Keith McCreary, Dean Prentice, Jean Pronovost	32	Bryan Hextall
1971-72	30	Greg Polis, Jean Pronovost	44	Syl Apps
1972-73	35	Al McDonough	56	Syl Apps
1973-74	43	Lowell MacDonald	61	Syl Apps
1974-75	43	Jean Pronovost	63	Ron Schock
1975-76	53	Pierre Larouche	67	Syl Apps
1976-77	33	Jean Pronovost	43	Syl Apps
1977-78	40	Jean Pronovost	43	Greg Malone
1978-79	35	Greg Malone	42	Orest Kindrachuk
1979-80	30	Rick Kehoe	32	Greg Malone
1980-81	55	Rick Kehoe	67	Randy Carlyle
1981-82	36	Mike Bullard, Paul Gardner	65	Randy Carlyle
1982-83	29	Rick Kehoe	44	Greg Malone
1983-84	51	Mike Bullard	41	Mike Bullard
1984-85	43	Mario Lemieux	57	Mario Lemieux
1985-86	48	Mario Lemieux	93	Mario Lemieux
1986-87	54	Mario Lemieux	53	Mario Lemieux
1987-88	70	Mario Lemieux	98	Mario Lemieux
1988-89	85	Mario Lemieux	114	Mario Lemieux
1989-90	45	Mario Lemieux	78	Mario Lemieux
1990-91	40	Mark Recchi, Kevin Stevens	73	Mark Recchi
1991-92	54	Kevin Stevens	87	Mario Lemieux
1992-93	69	Mario Lemieux	91	Mario Lemieux
1993-94	41	Kevin Stevens	67	Jaromir Jagr
1994-95	32	Jaromir Jagr	48	Ron Francis
1995-96	69	Mario Lemieux	92	Mario Lemieux, Ron Francis
1996-97	50	Mario Lemieux	72	Mario Lemieux
1997-98	35	Jaromir Jagr	67	Jaromir Jagr
1998-99	44	Jaromir Jagr	83	Jaromir Jagr
1999-00	42	Jaromir Jagr	54	Jaromir Jagr
2000-01	52	Jaromir Jagr	69	Jaromir Jagr
2001-02	32	Alexei Kovalev	44	Alexei Kovalev
2002-03	28	Mario Lemieux	63	Mario Lemieux
2003-04	22	Ryan Malone	36	Dick Tarnstrom
2005-06	39	Sidney Crosby	63	Sidney Crosby
2006-07	36	Sidney Crosby	84	Sidney Crosby
2007-08	47	Evgeni Malkin	59	Evgeni Malkin

	POINTS		GW GOALS	
1967-68	58	Andy Bathgate	4	Andy Bathgate
1968-69	52	Ken Schinkel	4	Keith McCreary
1969-70	51	Dean Prentice	5	Ken Schinkel
1970-71	48	Bryan Hextall	3	Andy Bathgate, Keith McCreary
1971-72	59	Syl Apps	5	Bryan Hextall
1972-73	85	Syl Apps	5	Jean Pronovost
1973-74	85	Syl Apps	4	Al McDonough
1974-75	86	Ron Schock	9	Jean Pronovost
1975-76	111	Pierre Larouche	4	Ayl Apps, Bob Kelly
1976-77	65	Jean Pronovost	6	Pierre Larouche
1977-78	65	Jean Pronovost	5	Jean Pronovost
1978-79	65	Greg Malone	7	Peter Lee
1979-80	60	Rick Kehoe	5	Paul Marshall
1980-81	88	Rick Kehoe	5	Rick Kehoe, Rod Schutt
1981-82	85	Rick Kehoe	5	Mike Bullard
1982-83	67	Doug Shedden	4	Pat Boutette
1983-84	92	Mike Bullard	3	Rick Kehoe
1984-85	100	Mario Lemieux	3	Wayne Binachin, Mike Bullard
				Doug Shedden, Warren Young
1985-86	141	Mario Lemieux	7	Terry Ruskowski
1986-87	107	Mario Lemieux	5	Randy Cunneyworth
1987-88	168	Mario Lemieux	7	Mario Lemieux
1988-89	199	Mario Lemieux	8	Mario Lemieux
1989-90	123	Mario Lemieux	4	John Cullen, Mario Lemieux
				Mark Recchi
1990-91	113	Mark Recchi	9	Mark Recchi
1991-92	131	Mario Lemieux	5	Mario Lemieux
1992-93	160	Mario Lemieux	10	Mario Lemieux
1993-94	99	Jaromir Jagr	9	Joe Mullen
1994-95	70	Jaromir Jagr	7	Jaromir Jagr
1995-96	161	Mario Lemieux	2	Jaromir Jagr
1996-97	122	Mario Lemieux	7	Mario Lemieux
1997-98	102	Jaromir Jagr	8	Jaromir Jagr
1998-99	127	Jaromir Jagr	7	Jaromir Jagr
1999-00	96	Jaromir Jagr	5	Jaromir Jagr, Robert Lang
2000-01	121	Jaromir Jagr	10	Jaromir Jagr
2001-02	76	Alexei Kovalev	6	Jan Hrdina
2002-03	91	Mario Lemieux	4	Mario Lemieux, Martin Straka
2003-04	52	Dick Tarnstrom	5	Aleksey Morozov
2005-06	102	Sidney Crosby	5	Sidney Crosby
2006-07	120	Sidney Crosby	6	Evgeni Malkin
2007-08	106	Evgeni Malkin	6	Ryan Malone

	PP GOALS		SH GOALS	
1967-68	6	Ab McDonald	1	Ab McDonald, Earl Ingarfield
1968-69	8	Keith McCreary, Ken Schinkel	2	Jean Pronovost, Bob Woytowich
1969-70	12	Dean Prentice	1	Val Fonteyn, Ron Schock
1970-71	7	Andy Bathgate, Dean Prentice	2	Ron Schock
1971-72	8	Greg Polis	2	Ron Schock
1972-73	8	Greg Polis, Eddie Shack	3	Ron Schock
1973-74	9	Lowell MacDonald	4	Syl Apps
1974-75	11	Jean Pronovost	4	Vic Hadfield
1975-76	18	Pierre Larouche	2	Lew Morrison, Jean Pronovost
1976-77	8	Pierre Larouche	2	Syl Apps
1977-78	12	Jean Pronovost	2	Pete Mahovlich, Jean Pronovost
1978-79	10	Peter Lee	3	Geroge Ferguson
1979-80	7	Rick Kehoe	3	George Ferguson
1980-81	20	Rick Kehoe	3	George Ferguson
1981-82	21	Paul Gardner	3	George Ferguson
1982-83	20	Paul Gardner	1	Pat Boutette, Randy Carlyle, Doug Shedden
1983-84	15	Mike Bullard	2	Kevin McClelland
1984-85	14	Mike Bullard	2	Mitch Lamoreux
1985-86	17	Doug Shedden	3	Dave Hannan
1986-87	19	Mario Lemieux	3	Dan Quinn
1987-88	22	Mario Lemieux	10	Mario Lemieux
1988-89	31	Mario Lemieux	13	Mario Lemieux
1989-90	14	Mario Lemieux	3	Mario Lemieux
1990-91	18	Kevin Stevens	4	Phil Bourque
1991-92	19	Kevin Stevens	4	Mario Lemieux
1992-93	26	Kevin Stevens	6	Mario Lemieux
1993-94	21	Kevin Stevens	2	Shawn McEachern
1994-95	8	Jaromir Jagr	3	Jaromir Jagr
1995-96	31	Mario Lemieux	8	Mario Lemieux
1996-97	15	Mario Lemieux	3	Petr Nedved
1997-98	15	Stu Barnes	3	Martin Straka
1998-99	10	Jaromir Jagr	4	Martin Straka
1999-00	13	Robert Lang	2	Alexei Kovalev
2000-01	16	Mario Lemieux	2	Alexei Kovalev
2001-02	8	Alexei Kovalev	1	Alexei Kovalev, Robert Lang, Toby Petersen, Dan LaCouture, Wayne Primeau
2002-03	14	Mario Lemieux	2	Ville Nieminen
2003-04	12	Dick Tarnstrom	3	Ryan Malone
2005-06	16	Sidney Crosby	5	Ryan Malone
2006-07	16	Evgeni Malkin	7	Jordan Staal
2007-08	17	Evgeni Malkin	2	Ryan Malone

	PENALTY MINS		SHOTS	
1967-68	74	Leo Boivin	293	Andy Bathgate
1968-69	81	Dunc McCallum	225	Ken Schinkel
1969-70	189	Bryan Watson	225	Ken Schinkel
1970-71	133	Bryan Watson	225	Jean Pronovost
1971-72	212	Bryan Watson	214	Jean Pronovost
1972-73	179	Bryan Watson	284	Al McDonough
1973-74	138	Steve Durbano	260	Lowell MacDonald
1974-75	172	Colin Campbell	275	Jean Pronovost
1975-76	161	Steve Durbano	319	Pierre Larouche
1976-77	115	Bob Kelly	250	Rick Kehoe
1977-78	378	Dave Schultz	219	Jean Pronovost
1978-79	157	Dave Schultz	219	Jean Pronovost
1979-80	166	Kim Clackson	239	Rick Kehoe
1980-81	204	Paul Baxter	299	Rick Kehoe
1981-82	409	Paul Baxter	249	Rick Kehoe
1982-83	238	Paul Baxter	203	Rick Kehoe
1983-84	297	Gary Rissling	214	Ron Flockhart
1984-85	209	Gary Rissling	209	Mario Lemieux
1985-86	174	Dan Frawley	276	Mario Lemieux
1986-87	218	Dan Frawley	267	Mario Lemieux
1987-88	206	Rod Buskas	382	Mario Lemieux
1988-89	285	Jay Caufield	342	Paul Coffey
1989-90	171	Kevin Stevens	324	Paul Coffey
1990-91	211	Ulf Samuelsson	253	Kevin Stevens
1991-92	252	Kevin Stevens	325	Kevin Stevens
1992-93	252	Rick Tocchet	326	Kevin Stevens
1993-94	155	Kevin Stevens	298	Jaromir Jagr
1994-95	114	Francois Leroux	192	Jaromir Jagr
1995-96	161	Francois Leroux	403	Jaromir Jagr
1996-97	155	Dave Roche	327	Mario Lemieux
1997-98	181	Chris Tamer	262	Jaromir Jagr
1998-99	93	Brad Werenka	343	Jaromir Jagr
1999-00	197	Matthew Barnaby	290	Jaromir Jagr
2000-01	165	Krzysztof Oliwa	317	Jaromir Jagr
2001-02	150	Krzysztof Oliwa	266	Alexei Kovalev
2002-03	128	Steve McKenna	235	Mario Lemieux
2003-04	127	Brooks Orpik	163	Rico Fata
2005-06	124	Brooks Orpik, Eric Cairns	278	Sidney Crosby
2006-07	125	Jarkko Ruutu	250	Sidney Crosby
2007-08	141	Georges Laraque	272	Evgeni Malkin

	PLUS/MINUS		G.A.A.	
1967-68	-2	Paul Andrea	2.86	Hank Bassen
1968-69	E	Gene Ubrico	3.20	Joe Daley
1969-70	-1	Bryan Watson	3.03	Al Smith
1970-71	10	Wally Boyer	2.86	Les Binkley
1971-72	18	Syl Apps	3.22	Jim Rutherford
1972-73	37	Lowell MacDonald	2.91	Jim Rutherford
1973-74	21	Syl Apps	3.44	Jim Rutherford
1974-75	29	Barry Wilkins	3.09	Gary Inness
1975-76	27	Dave Burrows	3.45	Michel Plasse
1976-77	13	Bob Kelly	2.94	Denis Herron
1977-78	4	Pete Mahovich	3.57	Denis Herron
1978-79	21	Ron Stackhouse	3.37	Denis Herron
1979-80	16	Ron Stackhouse	3.64	Greg Millen
1980-81	4	Mark Johnson	4.16	Greg Millen
1981-82	9	Greg Sheppard	3.79	Michel Dion
1982-83	-9	Peter Lee	4.26	Michel Dion
1983-84	3	Bryan Maxwell	4.08	Denis Herron
1984-85	-6	Gary Rissling	4.42	Roberto Romano
1985-86	15	Mike Blaisdell	3.56	Roberto Romano
1986-87	14	Randy Cunneyworth	3.43	Gilles Meloche
1987-88	23	Mario Lemieux	3.35	Steve Guenette
1988-89	41	Mario Lemieux	4.04	Tom Barrasso
1989-90	11	Randy Hillier	4.17	Wendell Young
1990-91	17	Gord Roberts	3.59	Tom Barrasso
1991-92	33	Larry Murphy	3.53	Tom Barrasso
1992-93	55	Mario Lemieux	3.01	Tom Barrasso
1993-94	24	Martin Straka	3.36	Tom Barrasso
1994-95	30	Ron Francis	3.21	Ken Wregget
1995-96	37	Petr Nedved	3.24	Ken Wregget
1996-97	27	Mario Lemieux	2.94	Patrick Lalime
1997-98	17	Jaromir Jagr	2.07	Tom Barrasso
1998-99	18	German Titov	2.22	Jean-Sebastien Aubin
1999-00	25	Jaromir Jagr	2.58	Jean-Sebastien Aubin
2000-01	20	Robert Lang	2.64	Johan Hedberg
2001-02	9	Robert Lang	2.75	Johan Hedberg
2002-03	2	Guillaume Lefebvre	2.64	Sebastien Caron
2003-04	2	Rob Scuderi	2.98	Jean-Sebastien Aubin
2005-06	15	Colby Armstrong	3.25	Marc-Andre Fleury
2006-07	16	Jordan Staal	2.83	M-A Fleury, Jocelyn Thibault
2007-08	18	Sidney Crosby	2.33	Marc-Andre Fleury

	SHUTOUTS		WINS	
1967-68	6	Les Binkley	20	Les Binkley
1968-69	2	Joe Daley	10	Les Binkley, Joe Daley
1969-70	3	Les Binkley	15	Al Smith
1970-71	2	Les Binkley, Al Smith	11	Les Binkley
1971-72	1	Jim Rutherford	17	Jim Rutherford
1972-73	3	Jim Rutherford	20	Jim Rutherford
1973-74	1	Andy Brown	13	Andy Brown
1974-75	2	Gary Inness	24	Gary Inness
1975-76	2	Michel Plasse	24	Michel Plasse
1976-77	5	Dunc Wilson	18	Dunc Wilson
1977-78	0		20	Denis Herron
1978-79	2	Greg Millen	22	Denis Herron
1979-80	2	Greg Millen	18	Greg Millen
1980-81	0		25	Greg Millen
1981-82	1	Gary Edwards	15	Michel Dion
1982-83	1	Denis Herron	12	Michel Dion
1983-84	1	Denis Herron, Roberto Romano	8	Denis Herron
1984-85	1	Denis Herron, Roberto Romano	10	Denis Herron
1985-86	2	Roberto Romano	21	Roberto Romano
1986-87	0		13	Gilles Meloche
1987-88	1	S. Guenette, Frank Pietrangelo	12	Steve Guenette
1988-89	0		18	Tom Barrasso
1989-90	1	Wendell Young	16	Wendell Young
1990-91	1	Tom Barrasso	27	Tom Barrasso
1991-92	1	Tom Barrasso	25	Tom Barrasso
1992-93	4	Tom Barrasso	43	Tom Barrasso
1993-94	2	Tom Barrasso	22	Tom Barrasso
1994-95	0		25	Ken Wregget
1995-96	3	Ken Wregget	29	Tom Barrasso
1996-97	3	Ken Wregget	21	Patrick Lalime
1997-98	7	Tom Barrasso	31	Tom Barrasso
1998-99	4	Tom Barrasso	19	Tom Barrasso
1999-00	2	Jean-Sebastien Aubin	21	Jean-Sebastien Aubin
2000-01	3	Garth Snow	20	Jean-Sebastien Aubin
2001-02	6	Johan Hedberg	25	Johan Hedberg
2002-03	2	Sebastien Caron	14	Johan Hedberg
2003-04	1	Jean-Sebastien Aubin, Sebastien Caron, Marc-Andre Fleury	9	Sebastien Caron
2005-06	1	Marc-Andre Fleury, Sebastien Caron	13	Marc-Andre Fleury
2006-07	5	Marc-Andre Fleury	40	Marc-Andre Fleury
2007-08	4	Marc-Andre Fleury	19	Marc-Andre Fleury

TEAM RECORDS

SEASON

POINTS

Most Overall	*119	1992-93
Most Home	66	1992-93
Most Road	49	1992-93
Fewest Overall	38	1983-84
Fewest Home	18	1983-84
Fewest Road	13	1982-83

*Includes four points from neutral site games

WINS

Most Overall	56	1992-93
Most Home	32	1995-96
Most Road	23	1992-93
Fewest Overall	16	1983-84
Fewest Home	7	1983-84
Fewest Road	3	1970-71

LOSSES

Most Overall	58	1983-84
Most Home	29	1983-84
Most Road	31	1982-83
Fewest Overall	21	1992-93
Fewest Home	5	1974-75
Fewest Road	14	1997-98

TIES

Most Overall	20	1970-71
Most Home	10	1967-68, 1974-75 ,1997-98, 1998-99
Most Road	11	1970-71
Fewest Overall	4	1995-96
Fewest Home	0	1995-96
Fewest Road	1	1999-00

GOALS

Most For	367	1992-93
Most For Home	215	1995-96
Most For Road	162	1988-89
Most Against	394	1982-83
Most Against Home	182	1983-84
Most Against Road	224	1982-83
Fewest For	182	1969-70
Fewest For Home	95	2003-04
Fewest For Road	77	1969-70
Fewest Against	188	1997-98
Fewest Against Home	92	1970-71
Fewest Against Road	90	1997-98

ASSISTS

Most For	633	1992-93
Most Against	665	1982-83
Fewest For	294	1969-70
Fewest Against	298	1997-98

POINTS

Most For	1,000	1992-93
Most Against	1,049	1982-83
Fewest For	476	1969-70
Fewest Against	486	1997-98

PENALTIES

Most For	897	1988-89
Most Against	906	1988-89
Fewest For	248	1967-68
Fewest Against	330	1967-68

Team Records - Season

PENALTY MINUTES

Most For	2,670	1988-89
Most Against	2,702	1988-89
Fewest For	554	1967-68
Fewest Against	750	1967-68

MINORS

Most For	773	1987-88
Most Against	752	1987-88
Fewest For	237	1967-68
Fewest Against	315	1967-68

MAJORS

Most For	118	1988-89
Most Against	114	1988-89
Fewest For	1	1967-68
Fewest Against	6	1967-68

MISCONDUCTS

Most For	69	1981-82
Most Against	87	1981-82
Fewest For	1	1968-69
Fewest Against	7	1976-77

SHOTS ON GOAL

Most For	2,761	1974-75
Most Against	2,908	1983-84
Fewest For	2,009	1998-99
Fewest Against	2,129	1998-99

POWER-PLAY GOALS

Most For	119	1988-89
Most Against	120	1987-88
Fewest For	37	1967-68
Fewest Against	31	1967-68

POWER-PLAY CHANCES

Most For	500	1987-88
Most Against	533	2005-06
Fewest For	262	1977-78, 1979-80
Fewest Against	193	1967-68

POWER-PLAY PERCENTAGE

Highest For	26.0	1995-96
Highest Against	27.4	1982-83
Lowest For	13.6	1967-68
Lowest Against	13.6	1997-98

SHORT-HANDED GOALS

Most For	21	1988-89
Most Against	22	1984-85
Fewest For	2	1967-68, 1968-69
Fewest Against	4	1973-74, 1978-79, 1979-80

Team Records - Season

80 OR MORE POINT PLAYERS

Most For	6	1992-93
Fewest For	0	12 times (last 2003-04)

90 OR MORE POINT PLAYERS

Most For	5	1992-93
Fewest For	0	17 times (last 2003-04)

100 OR MORE POINT PLAYERS

Most For	4	1992-93
Fewest For	0	21 times (last 2003-04)

20 OR MORE GOAL PLAYERS

Most For	9	1974-75, 1989-90
Fewest For	1	1968-69, 2002-03, 2003-04

30 OR MORE GOAL PLAYERS

Most For	5	1975-76, 1992-93
Fewest For	0	7 times (last 2003-04)

40 OR MORE GOAL PLAYERS

Most For	3	1991-92, 1992-93, 1995-96
Fewest For	0	17 times (last 2006-07)

50 OR MORE GOAL PLAYERS

Most For	2	1975-76, 1992-93, 1995-96
Fewest For	0	26 times (last 2007-08)

40 OR MORE ASSIST PLAYERS

Most For	7	1975-76
Fewest For	0	6 times (last 2003-04)

50 OR MORE ASSIST PLAYERS

Most For	6	1992-93
Fewest For	0	14 times (last 2007-08)

60 OR MORE ASSIST PLAYERS

Most For	5	1992-93
Fewest For	0	18 times (last 2007-08)

100 OR MORE PENALTY MINUTE PLAYERS

Most For	15	1988-89
Fewest For	0	1967-68, 1968-69

200 OR MORE PENALTY MINUTE PLAYERS

Most For	3	1981-82
Fewest For	0	25 times (last 2007-08)

Team Records - Game

GAME

GOALS

Most For, Home	12	Washington (3/15/75) Toronto (12/26/91)
Most For, Road	10	NY Rangers (4/9/93)
Most Against, Home	11	NY Rangers (11/25/92)
Most Against, Road	13	Philadelphia (3/22/84)
Most For, Two Consecutive Games	18	3/15/75-3/16/75; 12/23/91-12/26/91; 12/26/91-12/28/91
Most Against, Two Consecutive Games	19	3/22/84-3/24/84
Most For, Both Teams, Home	18	San Jose 10 - Pittsburgh 8 (1/13/96)
Most For, Both Teams, Road	17	Philadelphia 13 - Pittsburgh 4 (3/22/84)

ASSISTS

Most For, Home	20	Washington (3/15/75), Toronto (12/26/91)
Most For, Road	17	NY Rangers (12/3/90)
Most Against, Home	19	NY Rangers (11/25/92)
Most Against, Road	22	Philadelphia (3/22/84)
Most For, Both Teams, Home	28	Edmonton (2/19/83) NY Islanders (2/6/90)
Most For, Both Teams, Road	29	Hartford (12/26/80)

POINTS

Most For, Home	32	Washington (3/15/75) Toronto (12/26/91)
Most For, Road	25	NY Rangers (12/3/90)
Most Against, Home	30	NY Rangers (11/25/92)
Most Against, Road	35	Philadelphia (3/22/84)
Most For, Both Teams, Home	45	Edmonton (2/19/83)
Most For, Both Teams, Road	45	Hartford (12/26/80) Philadelphia (3/22/84)

POWER-PLAY GOALS

Most For, Home	6	Toronto (12/12/86) Atlanta (10/27/05)
Most For, Road	5	San Jose (12/5/91) NY Islanders (12/23/91) San Jose (12/5/92) Calgary (10/28/98)
Most Against, Home	6	Nashville (3/4/04)
Most Against, Road	5	Buffalo (10/12/88) Hartford (2/26/89) Boston (10/5/89)
Most For, Both Teams	10	vs. New Jersey (10/29/89) (5-5)

POWER-PLAY CHANCES

Most For	12	NY Islanders (2/6/90) Florida (10/25/05)
Most Against	14	Washington (10/11/88)
Most For, Both Teams	22	at Washington (1/1/88) (P 9 - W 13); vs Philadelphia (3/19/88) (P 10 - Ph12)

SHORT-HANDED GOALS

Most For	2	19 times (last 3/11/07)
Most Against	3	at Toronto (11/16/88), vs. Ottawa (2/2/06)
Most For, Both Teams	4	vs Chicago (12/6/89) (2-2)

PENALTIES

Most For, Home	28	Edmonton (1/19/88)
Most For, Road	32	NY Rangers (10/30/88)
Most Against, Home	24	Edmonton (1/19/80) Washington (11/25/89)
Most Against, Road	27	NY Rangers (10/30/88)
Most For, Both Teams, Home	52	Edmonton (1/19/80)
Most For, Both Teams, Road	59	NY Rangers (10/30/88)

Team Records - Game

PENALTY MINUTES

Most For, Home	144	Edmonton (1/19/88)
Most For, Road	158	NY Rangers (10/30/88)
Most Against, Home	123	Edmonton (1/19/88)
Most Against, Road	134	NY Rangers (10/30/88)
Most For, Both Teams, Home	267	Edmonton (1/19/80) (P 144 - E 123)
Most For, Both Teams, Road	292	NY Rangers (10/30/88) (P 158 - NYR 134)

SHOTS

Most For, Home	65	Washington (3/15/75)
Most For, Road	53	Montreal (12/16/00)
Most Against, Home	55	Montreal (10/23/76)
Most Against, Road	62	Chicago (3/12/89)
Fewest For, Home	11	Carolina (12/16/01) Los Angeles (10/10/03)
Fewest For, Road	11	Boston (3/27/77) Carolina (12/18/03) Ottawa (12/26/03)
Fewest Against, Home	11	Phoenix (12/11/99)
Fewest Against, Road	13	Phoenix (12/12/98)

SAVES

Most For, Home	51	Detroit (1/31/98)
Most For, Road	57	Chicago (3/12/89)
Most Against, Home	53	Montreal (3/10/74)
Most Against, Road	49	Montreal (12/16/00)
Fewest For, Home	9	Colorado (1/3/98) Phoenix (12/11/99)
Fewest For, Road	11	Vancouver (11/17/87) Phoenix (12/12/97) Edmonton (10/31/98) Carolina (12/4/98)
Fewest Against, Home	11	Philadelphia (3/21/98) St. Louis (1/19/00)
Fewest Against, Road	9	Montreal (10/13/84)

LARGEST MARGIN OF VICTORY

Home	11	Washington (3/15/75)(12-1) Toronto (12/26/91) (12-1)
Road	8	San Jose (12/5/91) (8-0)

LARGEST MARGIN OF DEFEAT

Home	9	New Jersey (10/28/00) (9-0)
Road	12	Montreal (2/22/79) (12-0)

Team Records - Period

PERIOD

GOALS

Most For, Home	8	San Jose (12/17/91)
Most For, Road	7	Quebec (2/27/95)
Most Against, Home	6	7 times (last 11/16/96)
Most Against, Road	7	Philadelphia (3/22/84)
Most For, Both Teams, Home		
	8	9 times (last 11/1/97)
Most For, Both Teams, Road		
	9	Quebec (2/27/95)

ASSISTS

Most For, Home	11	St. Louis (11/22/72)
Most For, Road	12	Quebec (2/27/95)
Most Against, Home	12	Quebec (2/16/85)
Most Against, Road	13	Philadelphia (3/22/84)
Most For, Both Teams, Home		
	15	Vancouver (10/6/76)
Most For, Both Teams, Road		
	16	Quebec (2/27/95)

POINTS

Most For, Home	18	St. Louis (11/22/72)
Most For, Road	19	Quebec (2/27/95)
Most Against, Home	18	Quebec (2/16/85)
Most Against, Road	20	Philadelphia (3/22/84)
Most For, Both Teams, Home		
	23	Vancouver (10/6/76)
Most For, Both Teams, Road		
	25	Quebec (2/27/95)

PENALTIES

Most For, Home	24	Edmonton (1/19/80)
Most For, Road	32	NY Rangers (10/30/88)
Most Against, Home	22	New Jersey (3/25/89)
Most Against, Road	33	Philadelphia (12/8/88)
Most For, Both Teams, Home		
	43	Edmonton (1/19/80)
Most For, Both Teams, Road		
	64	Philadelphia (12/8/88)

PENALTY MINUTES

Most For, Home	133	Edmonton (1/19/80)
Most For, Road	146	NY Rangers (10/30/88)
Most Against, Home	110	Edmonton (1/19/80)
Most Against, Road	141	Philadelphia (12/8/88)
Most For, Both Teams, Home		
	243	Edmonton (1/19/80)
Most For, Both Teams, Road		
	272	NY Rangers (10/30/88)

SHOTS

Most For, Home	27	Washington (3/15/75)
Most For, Road	25	San Jose (3/6/92)
Most Against, Home	25	Vancouver (1/7/89)
Most Against, Road	28	NY Islanders (12/5/78)
Fewest For, Home	0	San Jose (11/23/03)
Fewest For, Road	1	13 times (last 12/26/03)
Fewest Against, Home	0	Florida (2/21/01)
Fewest Against, Road	0	Florida (12/20/00)

SAVES

Most For, Home	23	Vancouver (1/7/89)
Most For, Road	25	3 times (last 3/11/04)
Most Against, Home	24	Hartford (2/19/81)
Most Against, Road	22	Minnesota (3/23/74)
Fewest For, Home	0	Florida (2/21/01)
		Boston (3/14/89)
Fewest For, Road	0	Florida (12/20/00)
		Phoenix (12/12/97)
Fewest Against, Home	0	San Jose (11/23/03)
Fewest Against, Road	0	Boston (12/15/68)

PLAYER RECORDS

SEASON

GOALS

Overall	85	Mario Lemieux (1988-89)
Center	85	Mario Lemieux (1988-89)
Right Wing	62	Jaromir Jagr (1995-96)
Left Wing	55	Kevin Stevens (1992-93)
Defenseman	30	Paul Coffey (1988-89)
Rookie	43	Mario Lemieux (1984-85)
Rookie Defenseman	12	Zarley Zalapski (1988-89)

ASSISTS

Overall	114	Mario Lemieux (1988-89)
Center	114	Mario Lemieux (1988-89)
Right Wing	87	Jaromir Jagr (1995-96)
Left Wing	69	Kevin Stevens (1991-92)
Defenseman	83	Paul Coffey (1988-89)
Rookie	63	Sidney Crosby (2005-06)
Rookie Defenseman	33	Zarley Zalapski (1988-89)
Goaltender	8	Tom Barrasso (1992-93)

POINTS

Overall	199	Mario Lemieux (1988-89)
Center	199	Mario Lemieux (1988-89)
Right Wing	149	Jaromir Jagr (1995-96)
Left Wing	123	Kevin Stevens (1991-92)
Defenseman	113	Paul Coffey (1988-89)
Rookie	102	Sidney Crosby (2005-06)
Rookie Defenseman	45	Zarley Zalapski (1988-89)
Goaltender	8	Tom Barrasso (1992-93)

PENALTY MINUTES

Overall	409	Paul Baxter (1981-82)
Center	157	Dave Hannan (1988-89)
Right Wing	285	Jay Caufield (1988-89)
Left Wing	378	Dave Schultz (1977-78)
Defenseman	409	Paul Baxter (1981-82)
Rookie	285	Jay Caufield (1988-89)
Rookie Defenseman	172	Colin Campbell (1974-75)
Goaltender	60	Andy Brown (1973-74)

SHOTS

Overall	403	Jaromir Jagr (1995-96)
Center	382	Mario Lemieux (1987-88)
Right Wing	403	Jaromir Jagr (1995-96)
Left Wing	326	Kevin Stevens (1992-93)
Defenseman	342	Paul Coffey (1988-89)
Rookie	278	Sidney Crosby (2005-06)
Rookie Defenseman	156	D. Edestrand (1971-72)

POWER PLAY GOALS

Overall	31	Mario Lemieux (1988-89; 1995-96)
Center	31	Mario Lemieux (1988-89; 1995-96)
Right Wing	24	Rob Brown (1988-89)
Left Wing	26	Kevin Stevens (1992-93)
Defenseman	13	Doug Bodger (1987-88) Kevin Hatcher (1997-98)
Rookie	16	Sidney Crosby (2005-06) Evgeni Malkin (2006-07)
Rookie Defenseman	5	Zarley Zalapski (1988-89)

POWER PLAY ASSISTS

Overall	58	Mario Lemieux (1987-88)
Center	58	Mario Lemieux (1987-88)
Right Wing	34	Jaromir Jagr (1998-99)
Left Wing	27	Pat Boutette (1981-82)
Defenseman	53	Paul Coffey (1988-89)
Rookie	31	Sidney Crosby (2005-06)
Rookie Defenseman	23	Zarley Zalapski (1988-89)

POWER PLAY POINTS

Overall	80	Mario Lemieux (1987-88; 1988-89)
Center	80	Mario Lemieux (1987-88; 1988-89)
Right Wing	51	Jaromir Jagr (1995-96)
Left Wing	44	Kevin Stevens (1992-93)
Defenseman	64	Paul Coffey (1988-89)
Rookie	47	Sidney Crosby (2005-06)
Rookie Defenseman	28	Zarley Zalapski (1988-89)

Player Records - Season

SHORT-HANDED GOALS

Overall	13	Mario Lemieux (1988-89)
Center	13	Mario Lemieux (1988-89)
Right Wing	4	Jean Pronovost (1973-74) Rick Tocchet (1992-93)
Left Wing	5	Ryan Malone (2005-06)
Defenseman	2	Bob Woytowich (1968-69) Moe Mantha (1985-86) Paul Coffey (1987-88) Grant Jennings (1991-92) Larry Murphy (1991-92, 1992-93) Darius Kasparaitis (1997-98) Kevin Hatcher (1998-99)
Rookie	*7	Jordan Staal (2006-07)

*NHL rookie record

MOST CONSECUTIVE GAMES WITH A...

Goal	12	Mario Lemieux (18 goals), 10/6/92 - 11/1/92
Assist	14	Mario Lemieux (23 assists) 1/15/86 - 2/16/86
Point	46	Mario Lemieux (39+6=45) 10/31/89 - 2/14/90
Goal (Rookie)	7	Mike Bullard (8 goals) 1/23/82 - 2/6/82
Assist (Rookie)	6	Sidney Crosby (7 assists) 10/5/05-10/15/05 Mario Lemieux (9 assists) 10/27/84 - 11/8/84 (9 assists) 12/7/84 - 12/21/84
Point (Rookie)	11	Mike Bullard (3+10=13) 12/12/81 - 1/3/82

Player Records - Game

GAME

Goals	5	Mario Lemieux (3 times) (vs. New Jersey, 12/31/88) (at NY Rangers, 4/9/93) (vs. St. Louis, 3/26/96)
Assists	6	Ron Stackhouse (vs. Philadelphia, 3/8/75) Greg Malone (vs. Quebec, 11/28/79) Mario Lemieux (3 times) (vs. St. Louis, 10/15/88) (at San Jose, 12/5/92) (vs. Tampa Bay, 11/1/95)
Points	8	Mario Lemieux (2 times) (vs. St. Louis, 10/15/88, 2+6) (vs. New Jersey, 12/31/88, 5+3)
Shots	14	Ron Stackhouse (vs. Washington, 4/3/76)
Penalties	9	Russ Anderson (vs. Edmonton, 1/19/80)
Penalty Minutes	51	wRuss Anderson (vs. Edmonton, 1/19/80)

PERIOD

Goals	4	Mario Lemieux (at Montreal, 1/26/97)
Assists	4	Syl Apps (vs. Detroit, 3/24/71) Ron Stackhouse (vs. Philadelphia, 3/8/75) Paul Coffey (vs. NY Islanders, 2/6/90) Mario Lemieux (vs. Tampa Bay, 11/1/95) Jaromir Jagr (at St. Louis, 12/19/96)
Points	4	21 times - last time Mario Lemieux (vs. Buffalo, 12/23/02)
Shots	7	Six times - last time Mario Lemieux (at Atlanta, 10, 23, 01)
Penalties	8	Russ Anderson (vs. Edmonton, 1/19/80)
Penalty Minutes	46	Russ Anderson (vs. Edmonton, 1/19/80)

MONTH

Goals	18	Mario Lemieux (March 1993)
Assists	25	Mario Lemieux (March 1988)
Points	38	Mario Lemieux (October 1988) (11 games - 16+22)

GOALTENDERS

GAMES

All-Time	726	Tom Barrasso
Season	67	Marc-Andre Fleury (2006-07)
Season, Home	37	Marc-Andre Fleury (2006-07) Johan Hedberg (2001-02)
Season, Road	32	Tom Barrasso (1997-98)

MINUTES PLAYED

All-Time	25883	Tom Barrasso
Season	3906	Marc-Andre Fleury (2006-07)
Season, Home	2188	Marc-Andre Fleury (2006-07)
Season, Road	1932	Tom Barrasso (1997-98)

WINS

All-Time	226	Tom Barrasso
Season	43	Tom Barrasso (1992-93)
Season, Home	24	Tom Barrasso (1992-93)
Season, Road	19	Tom Barrasso (1992-93)

LOSSES

All-Time	153	Tom Barrasso
Season	34	Johan Hedberg (2001-02)
Season, Home	18	Johan Hedberg (2001-02)
Season, Road	17	Les Binkley (1967-68) Michel Dion (1981-82)

TIES

All-Time	53	Tom Barrasso
Season	15	Denis Herron (1977-78)
Season, Home	9	Les Binkley (1967-68)
Season, Road	7	Denis Herron (1977-78) Denis Herron (1978-79) Greg Millen (1980-81)

SAVES

All-Time	12064	Tom Barrasso
Season	1920	Denis Herron (1977-78)
Season, Home	1017	Marc-Andre Fleury (2006-07)
Season, Road	982	Denis Herron (1977-78)
All-Time Per Game	30.6	Joe Daley
Season Per Game	32.6	Denis Herron (1977-78)
Season Per Game Home	31.2	Joe Daley (1968-69)
Season Per Game Road	35.8	Denis Herron (1977-78)

SHUTOUTS

All-Time	22	Tom Barrasso
Season	7	Tom Barrasso (1997-98)
Season, Home	5	Marc-Andre Fleury (2006-07)
Season, Road	6	Tom Barrasso (1997-98)

WINNING PERCENTAGE

All-Time (Min. 30 games)	.629	Patrick Lalime (21-12-2)
Season (Min. 30 games)	.734	Tom Barrasso (1992-93) (43-14-5)

GOALS AGAINST

All-Time	1409	Tom Barrasso
Season	258	Greg Millen (1980-81)
Season, Home	128	Greg Millen (1980-81)
Season, Road	130	Greg Millen (1980-81)

GOALS-AGAINST AVERAGE

All-Time	2.65	Peter Skudra
Season	2.07	Tom Barrasso (1997-98)
Season, Home	2.02	Al Smith (1970-71)
Season, Road	1.83	Tom Barrasso (1997-98)

Player Records - Goaltenders

SAVE PERCENTAGE

All-Time (Min. 30 Games)	.913	Patrick Lalime
Season (Min. 30 Games)	.914	Jean-Sebastien Aubin (1999-00)

LONGEST CONSECUTIVE STREAKS

Games Played	26	Greg Millen (2/7/81 - 4/4/481) (11-10-5)
Wins	14	Tom Barrasso (3/9/93 - 4/9/93)
Wins, Home	13	Jim Rutherford (2/16/72 - 11/16/72)
Wins, Road	6	Tom Barrasso (3/14/93 - 4/9/93)
Unbeaten	16	Patrick Lalime (12/6/96 - 1/21/97) (14-0-2)
Unbeaten, Home	18	Michel Plasse (1/11/75 - 12/31/75) (14-0-4)
Unbeaten, Road	7	Denis Herron (3/13/79 - 3/27/79) (5-0-2) Tom Barrasso (2 times) (10/20/95 - 11/17/95) (5-0-2) (11/15/97 - 12/19/97) (5-0-2)
Losses	9	Michel Dion (12/20/83 - 3/1/84)
Losses, Home	7	Sebastien Caron (12/31/03-2/10/04)
Losses, Road	10	Joe Daley (11/13/68 - 3/20/69) Denis Herron (12/22/84 - 3/30/85)
Winless	15	Al Smith (1/28/71 - 4/1/71) (0-10-5)
Winless, Home	9	Les Binkley (11/6/68 - 12/21/68) (0-8-1)
Winless, Road	26	Al Smith (3/5/70 - 4/1/71) (0-18-8)

LONGEST SHUTOUT SEQUENCE

Individual	136:13	Jocelyn Thibault (3/6/07 - 3/19/07)
Team	187:30	Wregget/Barrasso (1/31/93 - 2/13/93)
Against	183:15	3/31/80 - 2/9/80

STREAKS

SEASON	OVERALL				HOME				ROAD			
	WIN	POINT	LOSS	WINLESS	WIN	POINT	LOSS	WINLESS	WIN	POINT	LOSS	WINLESS
1967-68	4	5	3	4	3	5	2	5	3	3	5	8
1968-69	4	6	7	9	4	4	4	6	2	5	8	14
1969-70	3	4	6	10	4	6	3	4	2	2	4	9
1970-71	2	4	4	8	7	7	2	5	2	3	15	*18
1971-72	4	5	6	9	3	4	3	4	3	6	6	14
1972-73	4	5	5	8	4	8	3	3	1	2	9	9
1973-74	3	4	6	8	3	6	4	4	2	3	4	5
1974-75	3	7	3	7	9	*20	2	4	3	4	4	6
1975-76	4	11	3	7	6	10	4	4	2	6	7	9
1976-77	3	6	4	6	3	7	2	3	2	2	3	6
1977-78	2	7	5	6	2	6	3	5	2	6	5	8
1978-79	4	10	4	5	6	8	3	3	3	7	6	8
1979-80	3	7	6	8	4	7	5	5	2	3	7	7
1980-81	6	6	3	6	5	6	3	3	2	4	8	11
1981-82	4	7	4	9	4	8	2	5	3	3	7	12
1982-83	3	5	11	*18	3	3	4	7	1	2	*18	*18
1983-84	2	3	8	8	1	2	7	11	4	5	6	7
1984-85	5	5	9	12	3	3	4	7	2	2	8	10
1985-86	5	6	5	7	4	10	4	6	2	2	5	5
1986-87	7	7	4	9	6	6	2	3	2	2	4	12
1987-88	4	4	6	10	6	6	3	7	4	4	4	5
1988-89	5	8	4	6	6	12	4	4	3	4	4	8
1989-90	4	5	4	8	7	7	4	4	2	3	8	13
1990-91	6	7	3	5	*11	14	3	5	3	4	6	10
1991-92	4	6	4	6	9	9	4	4	5	5	4	7
1992-93	#17	*18	3	3	10	11	2	3	*7	*8	3	2
1993-94	4	8	4	4	4	7	3	3	4	4	2	4
1994-95	7	13	3	3	7	9	2	2	4	6	3	3
1995-96	8	8	3	3	8	8	3	3	3	6	4	5
1996-97	6	14	6	6	6	8	3	3	6	7	8	13
1997-98	6	8	3	6	5	10	2	5	5	7	3	5
1998-99	10	10	3	8	9	11	3	4	2	3	3	6
1999-00	4	5	4	8	5	8	3	5	3	3	6	8
2000-01	4	5	2	6	4	5	5	7	2	6	4	4
2001-02	6	6	7	10	3	7	4	4	3	4	6	6
2002-03	4	5	9	16	3	6	5	10	3	3	6	7
2003-04	4	6	*13	*18	3	8	*14	*16	3	3	6	11
2005-06	2	5	10	10	2	3	5	6	2	3	5	9
2006-07	6	16	5	5	8	11	3	3	4	7	4	4
2007-08	8	10	4	4	8	11	2	2	4	6	2	3

* = Club Record, # = NHL Record

Streaks

Longest Winning Streak	17	3/9/93 - 4/11/93
Longest Home Winning Streak	11	1/5/91 - 3/7/91
Longest Road Winning Streak	7	3/14/93 - 4/9/93
Longest Unbeaten Streak	18	3/9/93 - 4/14/93 (17-0-1)
Longest Home Unbeaten Streak	20	11/30/74 - 2/22/75 (12-0-8)
Longest Road Unbeaten Streak	8	3/14/93 - 4/14/93 (7-0-1)
Longest Losing Streak	13	1/13/04 - 2/12/04
Longest Home Losing Streak	14	12/31/03 - 3/22/04
Longest Road Losing Streak	18	12/23/82 - 3/4/83
Longest Winless Streak	18	1/13/04 - 2/22/04 (0-17-0-1)
Longest Home Winless Streak	16	12/31/03 - 3/4/04 (0-15-1)
Longest Road Winless Streak	18	10/25/70 - 1/14/71 (0-11-7) 12/23/82 - 3/4/83 (0-18-0)
Consecutive Games Without Being Shutout	211	1/7/89 - 10/28/91
Consecutive Home Games Without Being Shutout	206	1/28/92 - 10/8/97
Consecutive Road Games Without Being Shutout	120	1/12/90 - 12/29/91
Consecutive Games Without Shutting Out Opponent	156	3/12/77 - 12/9/78
Consecutive Home Games Without Shutting Out Opponent	95	4/2/80 - 12/1/82
Consecutive Road Games Without Shutting Out Opponent	188	1/24/87 - 12/5/91
Consecutive Games Tied	4	12/8/79 - 12/15/79

MONTH BY MONTH

	OCT.	NOV.	DEC.	JAN.	FEB.	MAR.	APR.	MAY	SEASON
1967-68	3-6-1	6-3-2	4-8-2	4-7-2	4-5-3	6-5-3			27-34-13
1968-69	1-4-2	4-8-2	2-10-2	3-10-1	4-6-2	6-7-2			20-45-11
1969-70	1-4-3	5-6-2	5-7-0	3-7-3	8-5-0	3-7-4	1-2-0		26-38-12
1970-71	2-4-3	3-6-5	5-7-3	6-5-1	3-7-3	2-7-3	0-1-2		21-37-20
1971-72	5-5-2	3-9-0	3-7-4	1-8-3	7-6-0	6-3-4	1-0-1		26-38-14
1972-73	5-5-0	7-5-2	3-6-4	6-9-0	6-5-1	4-7-2	1-0-0		32-37-9
1973-74	4-4-1	3-7-2	2-10-2	5-8-0	5-6-1	7-4-3	2-2-0		28-41-9
1974-75	2-4-1	6-6-3	4-6-4	8-3-2	7-3-3	9-4-2	1-2-0		37-28-15
1975-76	4-2-1	6-8-1	5-7-2	4-7-3	8-2-4	7-6-1	1-1-0		35-33-12
1976-77	2-6-4	6-5-1	7-5-1	7-4-2	5-5-4	5-8-1	2-0-0		34-33-13
1977-78	3-5-1	4-6-3	4-6-4	5-5-3	4-2-5	2-11-2	3-2-0		25-37-18
1978-79	1-6-2	5-7-1	9-2-4	5-7-1	6-3-1	8-4-4	2-2-0		36-31-13
1979-80	4-4-1	5-4-3	5-3-7	5-10-0	4-7-0	6-7-2	1-2-0		30-37-13
1980-81	4-5-1	2-8-3	5-6-3	6-6-1	7-5-1	5-6-3	1-1-1		30-37-13
1981-82	5-7-2	7-1-2	4-7-2	5-8-2	3-8-2	5-5-3	2-0-0		31-36-13
1982-83	3-9-1	5-3-3	3-9-2	1-12-1	3-11-0	3-7-2	0-2-0		18-53-9
1983-84	3-9-0	3-7-3	3-8-2	1-11-0	3-10-1	3-12-0	0-1-0		16-58-6
1984-85	5-4-0	1-8-3	8-5-1	4-8-1	2-10-0	4-12-0	0-4-0		24-51-5
1985-86	3-5-2	5-7-1	8-6-1	7-4-2	7-4-1	3-9-1	1-3-0		34-38-8
1986-87	8-3-0	5-5-4	2-7-3	4-8-1	4-7-2	5-8-2	2-0-0		30-38-12
1987-88	3-6-3	6-4-2	7-4-2	5-9-2	4-7-0	9-5-0	2-0-0		36-35-9
1988-89	7-4-0	7-6-0	9-2-3	5-6-1	4-6-3	6-9-0	2-0-0		40-33-7
1989-90	3-7-2	6-7-0	7-5-1	6-6-1	8-5-1	2-10-3			32-40-8
1990-91	6-6-1	5-6-1	10-6-1	7-4-0	4-7-1	9-4-2			41-33-6
1991-92	5-5-2	8-3-2	9-5-0	3-7-1	3-7-3	10-3-1	1-2-0		39-32-9
1992-93	8-1-2	9-5-1	9-3-1	8-5-1	5-5-1	11-2-0	6-0-1		56-21-7
1993-94	7-4-1	5-3-5	6-4-2	6-3-3	7-6-1	9-5-1	4-2-0		44-27-13
1994-95				5-0-0	9-3-2	8-6-0	7-5-1	0-2-0	29-16-3
1995-96	4-2-2	10-3-1	10-4-0	7-7-0	6-5-1	9-5-0	3-3-0		49-29-4
1996-97	2-8-0	6-5-2	11-2-2	8-3-1	4-7-0	5-8-2	2-3-1		38-36-8
1997-98	7-5-2	7-4-3	7-3-3	8-3-2	1-2-3	6-3-4	4-4-1		40-24-18
1998-99	4-3-2	6-3-3	5-4-2	8-5-0	9-5-0	4-5-6	2-5-1		38-30-14
1999-00	2-4-3-1	6-7-0-2	8-6-0-2	5-8-1-0	5-4-4-1	8-6-0-0	3-2-0-0		37-37-8-6
2000-01	5-4-1-0	6-4-2-1	6-6-3-0	8-5-0-1	7-3-1-0	8-5-2-0	2-1-0-1		42-28-9-3
2001-02	4-6-1-1	6-4-2-1	4-7-2-0	8-6-0-1	1-4-1-1	5-7-1-1	0-7-1-0		28-41-8-5
2002-03	6-2-2-0	5-4-1-3	4-9-0-2	6-7-1-0	4-8-0-0	1-13-2-0	1-1-0-0		27-44-6-5
2003-04	2-4-3-0	3-8-1-1	4-8-1-2	2-14-0-0	2-9-0-1	8-4-3-0	2-0-0-0		23-47-8-4
2005-06	1-5-5	6-7-1	3-7-2	2-11-2	2-4-1	5-8-1	3-4-2		22-46-14
2006-07	6-3-0	5-5-4	5-7-2	8-2-2	9-3-1	12-3-2	2-1-0		47-24-11
2007-08	6-4-1	5-7-1	9-5-0	8-3-2	8-3-3	10-4-1	1-1-0		47-27-8
TOTALS	158-188-64-2	211-222-799	228-237-81-8	215-275-49-2	214-229-61-1	252-258-85-1	70-66-12-1	0-2-0	1,315-1,447-416

OVERTIME

ALL-TIME OVERTIME RECORD

YEAR	OVERALL					HOME					ROAD				
	GP	W	L	T/SO	PTS	GP	W	L	T/SO	PTS	GP	W	L	T/SO	PTS
1983-84	12	1	5	6	8	7	0	3	4	4	5	1	2	2	4
1984-85	8	3	0	5	11	3	0	0	3	3	5	3	0	2	8
1985-86	14	3	3	8	14	7	1	1	5	7	7	2	2	3	7
1986-87	21	5	4	12	22	11	4	1	6	14	10	1	3	6	8
1987-88	16	5	2	9	19	9	2	1	6	10	7	3	1	3	9
1988-89	10	2	1	7	11	3	0	0	3	3	7	2	1	4	8
1989-90	14	3	3	8	14	7	2	2	3	7	7	1	1	5	7
1990-91	12	4	2	6	14	7	3	1	3	9	5	1	1	3	5
1991-92	12	2	1	9	13	8	1	1	6	8	4	1	0	3	5
1992-93	10	3	0	7	13	6	2	0	4	8	4	1	0	3	5
1993-94	19	4	2	13	21	11	2	1	8	12	8	2	1	5	9
1994-95	5	1	1	3	5	1	0	0	1	1	4	1	1	2	4
1995-96	9	3	2	4	10	4	2	2	0	4	5	1	0	4	6
1996-97	13	1	4	8	10	9	1	3	5	7	4	0	1	3	3
1997-98	23	3	2	18	24	13	2	1	10	14	10	1	1	8	10
1998-99	22	7	1	14	28	14	4	0	10	18	8	3	1	4	10
1999-00*	17	3	6	8	20	7	0	0	7	7	10	3	6	1	13
2000-01*	15	3	3	9	18	4	2	0	2	6	11	1	3	7	12
2001-02*	20	7	5	8	27	10	5	1	4	15	10	2	4	4	12
2002-03*	14	3	5	6	17	7	3	2	2	10	7	0	3	4	7
2003-04*	19	7	4	8	26	10	4	0	6	14	9	3	4	2	12
2005-06**	19	5	8	6	24	11	3	5	3	14	8	2	3	3	10
2006-07**	27	16	5	6	43	11	6	2	3	17	16	10	3	3	26
2007-08**	16	8	4	4	24	8	3	2	3	11	8	5	2	1	13
TOTALS	367	102	73	192	436	188	52	29	107	223	163	40	41	82	213

* = Losses worth one point

** = Wins include shootout wins, ties/shootouts include shootout losses. For a breakdown of shootout results, please see Shootout page.

ALL-TIME OVERTIME VS. EACH TEAM

TEAM	GP	RECORD	TEAM	GP	RECORD
Anaheim	4	0-2-2	Montreal	25	7-4-14
Atlanta	7	4-1-2	Nashville	3	1-0-2
Boston	18	6-2-10	New Jersey	20	4-5-11
Buffalo	26	6-6-14	NY Islanders	24	7-3-14
Calgary	8	1-0-7	NY Rangers	34	15-5-14
Carolina	17	5-2-10	Ottawa	15	5-1-9
Chicago	7	1-0-6	Philadelphia	29	6-9-14
Colorado	10	1-3-6	Phoenix	8	2-3-3
Columbus	2	2-0-0	St. Louis	9	1-2-6
Dallas	6	2-1-3	San Jose	4	0-0-4
Detroit	9	1-2-6	Tampa Bay	12	2-2-8
Edmonton	6	2-1-3	Toronto	10	2-5-3
Florida	10	3-3-4	Vancouver	9	4-1-4
Los Angeles	13	4-5-4	Washington	21	8-3-10
Minnesota	1	0-0-1	TOTALS	367	102-73-192

Overtime Games - Wins

WINS					
PLAYER	DATE	TIME	OPPONENT	GOALIE	SCORE
Randy Carlyle	12/23/83	2:12	@ New Jersey	Resch	6-5
Mario Lemieux	11/14/84	3:54	@ Winnipeg	Behrend	4-3
Randy Hillier	12/7/84	1:35	@ NY Rangers	Hanlon	4-3
Wayne Babych	3/9/85	1:06	@ Boston	Peeters	6-5
Dan Frawley	12/19/85	0:38	@ Minnesota	Casey	4-3
Doug Shedden	2/24/86	3:54	vs. Los Angeles	Melanson	6-5
Mario Lemieux	4/6/86	0:25	@ NY Rangers	Hanlon	5-4
Doug Bodger	10/11/86	0:50	vs. NY Rangers	Vanbiesbrouck	6-5
Mario Lemieux	10/14/86	3:40	vs. Los Angeles	Melanson	4-3
Randy Cunneyworth	10/22/86	2:30	vs. Buffalo	Cloutier	5-4
Chris Kontos	2/8/87	2:12	@ New Jersey	Chevrier	2-1
Mario Lemieux	4/4/87	1:26	vs. Detroit	Hanlon	4-3
Craig Simpson	10/31/87	4:05	@ Quebec	Brunetta	5-4
Moe Mantha	11/14/87	2:04	vs. NY Rangers	Vanbiesbrouck	3-2
Charlie Simmer	1/23/88	0:24	@ Montreal	Hayward	4-3
Mario Lemieux	2/2/88	4:11	vs. Washington	Peeters	3-2
Mario Lemieux	4/2/88	4:02	@ Washington	Malarchuk	7-6
Rob Brown	12/26/88	1:39	@ Hartford	Liut	4-3
Mario Lemieux	4/2/89	3:38	@ Philadelphia	Empty Net	6-5
Randy Hillier	10/14/89	1:40	vs. Montreal	Roy	2-1
Troy Loney	2/14/90	3:33	@ NY Rangers	Richter	4-3
Randy Gilhen	2/22/90	4:26	vs. NY Islanders	Fitzpatrick	4-3
Mark Recchi	11/24/90	1:11	vs. Washington	Liut	3-2
Scott Young	1/17/91	3:31	@ Toronto	Ing	6-5
Paul Stanton	1/29/91	2:46	vs. Washington	Beaupre	3-2
Kevin Stevens	3/21/91	0:13	vs. NY Rangers	Vanbiesbrouck	5-4
Phil Bourque	10/15/91	2:30	@ NY Islanders	Healy	7-6
Kevin Stevens	11/13/91	3:25	vs. Edmonton	Ranford	5-4
Jaromir Jagr	12/17/92	2:50	@ Philadelphia	Soderstrom	5-4
Jaromir Jagr	3/11/93	3:18	vs. Los Angeles	Stauber	4-3
Ulf Samuelsson	4/7/93	2:11	vs. Montreal	Roy	4-3
Joe Mullen	10/7/93	1:13	vs. Montreal	Roy	2-1
Jaromir Jagr	12/4/93	2:04	@ Hartford	Reese	7-6
Ron Francis	1/7/94	4:54	@ Buffalo	Hasek	4-3
Kevin Stevens	1/11/94	4:09	@ Boston	Blue	5-4
Larry Murphy	3/4/95	4:36	@ Boston	Riendeau	4-3
Jaromir Jagr	11/17/95	2:48	@ Washington	Carey	3-2
Mario Lemieux	1/22/96	1:54	vs. Boston	Ranford	7-6
Mario Lemieux	2/18/96	2:17	vs. NY Rangers	Healy	4-3
Fredrik Olausson	3/8/97	0:19	vs. Philadelphia	Snow	3-2
Kevin Hatcher	10/25/97	0:41	@ Vancouver	McLean	3-2
Rob Brown	11/1/97	3:52	vs. Vancouver	McLean	7-6

Overtime Games - Wins

PLAYER	DATE	TIME	OPPONENT	GOALIE	SCORE
Jaromir Jagr	11/22/97	0:25	vs. NY Rangers	Richter	4-3
Kevin Hatcher	12/15/98	3:17	vs. Tampa Bay	Schwab	3-2
Jaromir Jagr	12/26/98	1:18	vs. Ottawa	Tugnutt	2-1
Alexei Kovalev	2/9/99	4:31	vs. Montreal	Chabot	3-2
Jaromir Jagr	2/11/99	1:21	vs. Vancouver	Hirsch	6-5
Kip Miller	2/13/99	3:39	@ Nashville	Voukon	3-2
Kip Miller	3/10/99	2:49	@ Carolina	Irbe	3-2
Jaromir Jagr	4/18/99	1:22	@ NY Rangers	Richter	2-1
Robert Lang	1/31/00	4:28	@ Atlanta	Fankhouser	2-1
Hans Jonsson	3/30/00	2:25	@ Washington	Kolzig	4-3
Jaromir Jagr	4/7/00	0:13	@ Buffalo	Hasek	2-1
Alexei Kovalev	2/10/01	0:18	vs. New Jersey	Brodeur	5-4
Alexei Kovalev	2/17/01	1:19	@ Columbus	Tugnutt	3-2
Mario Lemieux	2/21/01	2:10	vs. Florida	Luongo	3-2
Billy Tibbetts	11/13/01	1:51	vs. Tampa Bay	Khabibulin	2-1
Jan Hrdina	11/17/01	4:41	vs. NY Rangers	Blackburn	1-0
Aleksey Morozov	1/24/02	1:29	@ NY Islanders	Snow	5-4
Randy Robitaille	1/26/02	4:02	vs. Atlanta	Hnilicka	3-2
Michal Rozsival	2/28/02	1:42	@ Columbus	Tugnutt	4-3
Alexei Kovalev	3/5/02	3:23	vs. Florida	Luongo	6-5
Jan Hrdina	3/9/02	0:37	vs. NY Rangers	Richter	3-2
Martin Straka	1/4/03	0:42	vs. NY Islanders	Snow	3-2
Mario Lemieux	2/18/03	1:35	vs. Edmonton	Salo	4-3
Shawn Heins	2/22/03	4:33	vs. St. Louis	Johnson	2-1
Ryan Malone	11/1/03	2:10	vs. Boston	Raycroft	3-2
Aleksey Morozov	11/14/03	3:09	@ Buffalo	Noronen	2-1
Ryan Malone	11/22/03	2:40	vs. Ottawa	Lalime	2-1
Ric Jackman	2/25/04	1:48	@ Phoenix	Boucher	4-3
Ryan Malone	2/29/04	2:45	@ NY Islanders	Snow	3-2
Aleksey Morozov	3/19/04	1:17	vs. Carolina	Weekes	4-3
Aleksey Morozov	3/21/04	4:52	vs. NY Rangers	Dunham	4-3
Sergei Gonchar	11/1/05	1:01	@ New Jersey	Clemmensen	4-3
Sidney Crosby	11/16/05	4:13	@ Philadelphia	Niittymaki	3-2
Sidney Crosby	12/31/05	3:31	vs. NY Rangers	Lundqvist	4-3
Sidney Crosby	3/24/06	3:28	vs. NY Islanders	DiPietro	4-3
Sergei Gonchar	10/19/06	3:33	@ NY Islanders	Dunham	4-3
Evgeni Malkin	11/01/06	2:45	@ Los Angeles	Cloutier	4-3
Colby Armstrong	12/9/06	3:51	@ Atlanta	Lehtonen	4-3
Jordan Staal	2/10/07	3:54	@ Toronto	Raycroft	6-5
Colby Armstrong	2/22/07	2:39	@ Florida	Belfour	2-1
Colby Armstrong	3/10/07	1:19	vs. NY Rangers	Lundqvist	3-2
Sergei Gonchar	12/27/07	1:33	vs. Washington	Kolzig	4-3

Overtime Games - Losses

LOSSES					
PLAYER	DATE	TIME	OPPONENT	GOALIE	SCORE
Lucien Deblois	10/12/83	1:34	vs. Winnipeg	Dion	4-3
Bobby Clarke	11/20/83	2:43	@ Philadelphia	Herron	5-4
Paul MacLean	1/18/84	1:28	vs. Winnipeg	Dion	5-4
Dave Andreychuk	2/8/84	0:35	vs. Buffalo	Herron	6-5
Mark Osborne	2/26/84	2:18	@ NY Rangers	Herron	4-3
Tiger Williams	11/16/85	3:10	@ Los Angeles	Romano	4-3
Murray Craven	12/22/85	2:12	@ Philadelphia	Meloche	3-2
Ilkka Sinisalo	4/5/86	1:59	vs. Philadelphia	Meloche	4-3
Steve Thomas	12/13/86	4:36	@ Toronto	Romano	3-2
Mike Bossy	12/23/86	3:25	@ NY Islanders	Romano	4-3
Mike Gartner	1/1/87	1:30	@ Washington	Romano	4-3
Tomas Sandstrom	3/14/87	1:05	vs. NY Rangers	Riggin	3-2
Kevin Dineen	1/9/88	0:55	@ Hartford	Meloche	5-4
Mario Marois	2/23/88	2:40	vs. Winnipeg	Pietrangelo	4-3
Dave Taylor	3/7/89	2:37	@ Los Angeles	Barrasso	3-2
Don Maloney	2/6/90	4:28	vs. NY Islanders	Barrasso	8-7
Craig MacTavish	3/6/90	1:17	@ Edmonton	Pietrangelo	4-3
Uwe Krupp	3/31/90	1:00	vs. Buffalo	Barrasso	3-2
Tony Granato	11/17/90	0:52	@ Los Angeles	Pietrangelo	2-1
Patrick Flatley	12/23/90	4:29	vs. NY Islanders	Pietrangelo	4-3
Donald Audette	1/23/92	3:25	vs. Buffalo	Young	5-4
Tony Amonte	2/21/94	0:08	@ NY Rangers	Barrasso	4-3
Randy Burridge	3/15/94	0:40	vs. Washington	Barrasso	5-4
Rod Brind'Amour	4/16/95	1:30	@ Philadelphia	Wregget	4-3
Yanic Perreault	10/21/95	0:40	vs. Los Angeles	Wregget	3-2
Steve Thomas	3/9/96	0:21	vs. New Jersey	Barrasso	4-3
Shawn Burr	10/5/96	1:37	vs. Tampa Bay	Barrasso	4-3
Adam Oates	11/14/96	1:05	@ Boston	Wregget	2-1
Valeri Kamensky	1/23/97	3:55	vs. Colorado	Lalime	4-3
Brendan Shanahan	2/8/97	2:01	vs. Detroit	Lalime	6-5
Valeri Kamensky	1/3/98	3:04	vs. Colorado	Skudra	5-4
Alexandre Daigle	3/8/98	4:03	@ Philadelphia	Wregget	4-3
Dixon Ward	3/28/99	2:27	@ Buffalo	Aubin	4-3
Teemu Selanne	10/27/99	3:38	@ Anaheim	Aubin	2-1
Sergei Fedorov	11/12/99	0:36	@ Detroit	Aubin	3-2
Mike Wilson	11/20/99	2:57	@ Florida	Aubin	2-1
Mats Sundin	12/4/99	0:27	@ Toronto	Barrasso	3-2
Adam Oates	12/29/99	4:32	@ Washington	Aubin	3-2
Luke Richardson	2/24/00	4:51	@ Philadelphia	Aubin	4-3
Joe Sakic	11/13/00	3:56	@ Colorado	Snow	3-2
Darryl Sydor	1/19/02	0:42	@ Dallas	Snow	6-5

Overtime Games - Losses

PLAYER	DATE	TIME	OPPONENT	GOALIE	SCORE
John LeClair	4/7/01	4:39	@ Philadelphia	Snow	4-3
Pavol Demitra	10/20/01	3:35	@ St. Louis	Hedberg	2-1
Vaclav Prospal	11/10/01	4:29	@ Tampa Bay	Aubin	3-2
Marty Murray	1/29/02	1:47	@ Philadelphia	Aubin	3-2
Brian Rafalski	2/9/02	4:51	vs. New Jersey	Hedberg	2-1
Oleg Petrov	3/30/02	1:32	@ Montreal	Hedberg	2-1
Valeri Bure	11/6/02	2:19	@ Florida	Hedberg	4-3
Donald Audette	11/18/02	1:12	@ Montreal	Hedberg	5-4
Andrei Markov	11/20/02	2:25	vs. Montreal	Aubin	3-2
Mathieu Schneider	12/14/02	4:22	@ Los Angeles	Hedberg	3-2
Ilya Kovalchuk	12/30/02	4:40	vs. Atlanta	Aubin	3-2
Patrik Elias	11/21/03	0:39	@ New Jersey	Fleury	2-1
Markus Naslund	12/9/03	0:24	@ Vancouver	Fleury	4-3
Jeff O'Neill	12/18/03	2:14	@ Carolina	Caron	2-1
Eric Boguniecki	2/14/04	2:06	@ St. Louis	Caron	2-1
Glen Murray	10/8/05	1:23	vs. Boston	Caron	7-6
Jochen Hecht	10/10/05	4:39	@ Buffalo	Fleury	3-2
Mike Rathje	10/14/05	3:17	@ Philadelphia	Caron	6-5
Stephen Weiss	10/25/05	0:53	vs. Florida	Thibault	4-3
Chris Drury	12/16/05	1:32	vs. Buffalo	Fleury	4-3
Tomas Kaberle	12/27/05	2:26	vs. Toronto	Fleury	3-2
Bryan McCabe	1/2/06	1:02	@ Toronto	Thibault	3-2
Brian Gionta	4/2/06	2:22	vs. New Jersey	Fleury	3-2
Teemu Selanne	11/6/06	0:44	@ Anaheim	Thibault	3-2
Vincent Lecavalier	11/8/06	2:41	vs. Tampa Bay	Fleury	4-3
Martin Straka	11/25/06	4:57	vs. NY Rangers	Fleury	2-1
Sheldon Souray	2/4/07	2:01	@ Montreal	Fleury	4-3
Tomas Kaberle	3/31/07	3:55	@ Toronto	Fleury	5-4
Jason Strudwick	11/17/07	1:40	vs. Montreal	Fleury	4-3
Zach Parise	2/4/08	0:37	@ New Jersey	Conklin	4-3
Daniel Alfredsson	2/23/08	4:56	vs. Ottawa	Conklin	4-3
Chris Drury	3/31/08	1:46	@ NY Rangers	Fleury	2-1

Overtime Games - Scoring

OVERTIME SCORING

PLAYER	G	A	PTS
Mario Lemieux	11	11	22
Jaromir Jagr	9	5	14
Alexei Kovalev	4	37	
Martin Straka	1	6	7
Ron Francis	1	5	6
Dick Tarnstrong	0	6	6
SIDNEY CROSBY	3	2	5
SERGEI GONCHAR	3	2	5
Aleksey Morozov	4	1	5
Kevin Stevens	3	2	5
Larry Murphy	1	4	5
Ryan Malone	3	1	4
Jan Hrdina	2	2	4
Paul Coffey	0	4	4
Colby Armstrong	3	14	
Rob Brown	2	1	3
Kevin Hatcher	2	1	3
Randy Hillier	2	1	3
Kip Miller	2	1	3
Doug Bodger	1	2	3
Phil Bourque	1	2	3
Ric Jackman	1	2	3
Michal Rozsival	1	2	3
Craig Simpson	1	2	3
Scott Young	1	2	3
Jiri Slegr	0	3	3
German Titov	0	3	3
Warren Young	0	3	3
EVGENI MALKIN	1	1	2
Mark Recchi	1	1	2
Randy Cunneyworth	1	1	2
Dan Frawley	1	1	2
Hans Jonsson	1	1	2
Robert Lang	1	1	2
Troy Loney	1	1	2
Moe Mantha	1	1	2
Paul Stanton	1	1	2
Billy Tibbetts	1	1	2
Stu Barnes	0	2	2
Kris Beech	0	2	2
John Cullen	0	2	2
Mike Eastwood	0	2	2

PLAYER	G	A	PTS
Darius Kasparaitis	0	2	2
Tomas Sandstrom	0	2	2
Bryan Smolinski	0	2	2
MAXIME TALBOT	0	2	2
RYAN WHITNEY	0	2	2
Zarley Zalapski	0	2	2
Michel Ouellet	0	1	1
Josef Melichar	0	1	1
Wayne Babych	1	0	1
Randy Carlyle	1	0	1
Randy Gilhen	1	0	1
Shawn Heins	1	0	1
Chris Kontos	1	0	1
Joe Mullen	1	0	1
Fredrik Olasson	1	0	1
Randy Robitaille	1	0	1
Ulf Samuelsson	1	0	1
Doug Shedden	1	0	1
Charlie Simmer	1	0	1
Marc Bergevin	0	1	1
John Chabot	0	1	1
Ron Duguay	0	1	1
Nils Ekman	0	1	1
Bob Errey	0	1	1
Rico Fata	0	1	1
Andrew Ference	0	1	1
Lee Giffin	0	1	1
Dave Hannan	0	1	1
Rick Kehoe	0	1	1
Milan Kraft	0	1	1
Janne Laukkanen	0	1	1
Norm MacIver	0	1	1
Tom O'Regan	0	1	1
Wilf Paiment	0	1	1
Lasse Pirjeta	0	1	1
Stephane Richer	0	1	1
Gary Rissling	0	1	1
Gord Roberts	0	1	1
Ville Siren	0	1	1
Tony Tanti	0	1	1
Rick Tocchet	0	1	1
Steve Poapst	0	1	1

SHOOTOUT

ALL-TIME RECORD

YEAR	OVERALL			HOME			ROAD		
	GP	W	L	GP	W	L	GP	W	L
2005-06	7	1	6	4	1	3	3	0	3
2006-07	16	10	6	8	5	3	8	5	3
2007-08	11	7	4	5	2	3	6	5	1
TOTALS	34	18	16	17	8	9	17	10	7

ALL-TIME VS. EACH TEAM

TEAM	SHOOTOUTS AGAINST	W-L
Anaheim	0	0-0
Atlanta	3	1-2
Boston	3	1-2
Buffalo	2	2-0
Calgary	1	1-0
Carolina	2	1-1
Chicago	1	1-0
Colorado	0	0-0
Columbus	0	0-0
Dallas	1	1-0
Detroit	0	0-0
Edmonton	0	0-0
Florida	0	0-0
Los Angeles	0	0-0
Minnesota	0	0-0
Montreal	3	2-1
Nashville	0	0-0
New Jersey	1	0-1
NY Islanders	4	0-4
NY Rangers	2	1-1
Ottawa	3	3-0
Philadelphia	2	2-0
Phoenix	0	0-0
St. Louis	0	0-0
San Jose	1	0-1
Tampa Bay	2	0-2
Toronto	0	0-0
Vancouver	1	1-0
Washington	2	1-1
TOTALS	34	18-16

Shootout

ALL-TIME RESULTS							
DATE	OPPONENT	W/L	WINNING GOAL	WINNING GOALIE	LOSING GOALIE	SHOOTOUT SCORE	FINAL SCORE
10/7/05	@ Carolina	L	Stillman	Ward	Caron	0-1	2-3
11/10/05	vs. Montreal	W	Crosby	Thibault	Theodore	1-0	3-2
11/14/05	vs. NY Islanders	L	Blake	DiPietro	Thibault	2-3	2-3
1/26/06	@ NY Islanders	L	Satan	Dubielewicz	Caron	0-1	3-4
2/4/06	vs. NY Islanders	L	Satan	DiPietro	Fleury	0-2	4-5
3/7/06	vs. Tampa Bay	L	Richards	Grahame	Fleury	0-2	4-5
4/15/06	@ NY Islanders	L	Nilsson	DiPietro	Caron	3-4	4-5
11/22/06	vs. Boston	L	Sturm	Thomas	Fleury	0-1	3-4
12/7/06	@ NY Rangers	L	Shanahan	Lundqvist	Fleury	0-1	2-3
12/11/06	@ Washington	W	Malkin	Fleury	Kolzig	2-1	5-4
12/21/06	@ Atlanta	L	Kozlov	Lehtonen	Thibault	0-2	3-4
1/7/07	vs. Tampa Bay	L	St. Louis	Holmqvist	Fleury	0-1	2-3
1/18/07	@ Boston	L	Kessel	Toivonen	Fleury	1-2	4-5
1/26/07	@ Dallas	W	Christensen	Fleury	Turco	1-0	4-3
2/1/07	vs. Montreal	W	Malkin	Fleury	Aebischer	2-1	5-4
2/8/07	@ Philadelphia	W	Crosby	Fleury	Niittymaki	1-0	5-4
2/14/07	vs. Chicago	W	Christensen	Fleury	Khabibulin	2-0	5-4
3/1/07	@ NY Rangers	W	Crosby	Fleury	Lundqvist	1-0	4-3
3/4/07	vs. Philadelphia	W	Christensen	Fleury	Biron	2-0	4-3
3/6/07	@ Ottawa	W	Crosby	Thibault	Emery	2-1	5-4
3/8/07	vs. New Jersey	L	Elias	Brodeur	Fleury	0-1	3-4
3/13/07	vs. Buffalo	W	Crosby	Fleury	Miller	2-1	5-4
3/18/07	vs. Ottawa	W	Ruutu	Fleury	Emery	1-0	4-3
10/19/07	vs. Carolina	W	Crosby	Sabourin	Ward	3-2	4-3
10/27/07	vs. Montreal	L	Markov	Price	Sabourin	1-0	4-3
11/22/07	@ Ottawa	W	Ruutu	Sabourin	Gerber	2-1	6-5
12/6/07	@ Calgary	W	Letang	Sabourin	Kiprusoff	2-1	3-2
12/8/07	@ Vancouver	W	Letang	Sabourin	Luongo	2-1	2-1
12/20/07	@ Boston	W	Christensen	Conklin	Thomas	2-0	5-4
1/1/08	@ Buffalo	W	Crosby	Conklin	Miller	2-1	2-1
1/12/08	@ Atlanta	L	Recchi	Lehtonen	Conklin	1-0	3-2
1/21/08	vs. Washington	L	Semin	Kolzig	Conklin	2-1	6-5
2/24/08	vs. San Jose	L	Roenick	Nabokov	Conklin	3-2	2-1
3/2/08	vs. Atlanta	W	Letang	Lehtonen	Fleury	1-0	3-2

Shootout

ALL-TIME CONVERSION RATES									
YEAR	OVERALL			HOME			ROAD		
	GOALS	SHOTS	PCT.	GOALS	SHOTS	PCT.	GOALS	SHOTS	PCT.
2005-06	6	28	21.4	3	16	18.8	3	12	25.0
2006-07	17	47	36.2	9	24	37.5	8	23	34.8
2007-08	15	46	32.6	6	21	28.6	9	25	36.0
TOTALS	35	121	28.9	18	61	29.5	20	60	33.3

PENGUINS SHOOTERS

PLAYER	G	S	PCT
Kris Letang	5	8	62.5
Erik Christensen	14	23	60.9
Jarkko Ruutu	4	8	50.0
Ryan Whitney	1	3	33.3
Sidney Crosby	9	28	32.1
Petr Sykora	2	7	28.6
Sergei Gonchar	1	4	25.0
Michel Ouellet	1	4	25.0
Evgeni Malkin	3	17	17.6
Mario Lemieux	0	3	0.0
Mark Recchi	0	3	0.0
Ryan Malone	0	2	0.0
Ziggy Palffy	0	2	0.0
John LeClair	0	1	0.0
Konstantin Koltsov	0	1	0.0
Lasse Pirjeta	0	1	0.0
Andy Hilbert	0	1	0.0
Jani Rita	0	1	0.0
Nils Ekman	0	1	0.0
TOTALS	35	121	28.9

Shootout

PENS GOALIES

PLAYER	REC	SH	SV	GA	PCT.
Fleury	10-7	52	35	17	.673
Sabourin	4-1	26	20	6	.769
Conklin	2-3	15	8	7	.533
Thibault	2-2	17	11	6	.647
Caron	0-3	10	4	6	.400
TOTALS	18-16	120	78	42	.650

OPPONENT GOALIES

PLAYER	REC	SH	SV	GA	PCT
DiPietro	3-0	17	12	5	.778
Brodeur	1-0	3	3	0	1.00
Dubielewicz	1-0	3	3	0	1.00
Grahame	1-0	2	2	0	1.00
Holmqvist	1-0	3	3	0	1.00
Price	1-0	3	3	0	1.00
Toivonen	1-0	4	3	1	.750
Nabokov	1-0	3	1	2	.333
Lehtonen	2-1	7	6	1	.857
Lundqvist	1-1	6	5	1	.833
Thomas	1-1	5	3	2	.600
Kolzig	1-1	4	2	2	.500
Ward	1-1	6	3	3	.500
Niittymaki	0-1	3	2	1	.667
Theodore	0-1	3	2	1	.667
Turco	0-1	2	1	1	.500
Aebischer	0-1	3	1	2	.333
Biron	0-1	3	1	2	.333
Khabibulin	0-1	3	1	2	.333
Luongo	0-1	4	2	2	.500
Kiprusoff	0-1	3	1	2	.333
Gerber	0-1	5	3	2	.600
Emery	0-2	6	3	3	.500
Miller	0-2	5	1	4	.200
TOTALS	16-18	121	86	35	.693

Shootout

OPPONENT SHOOTERS

PLAYER	G	S	PCT
Shawn Bates	2	2	100
Jason Blake	2	2	100
Jeremy Roenick	1	1	100
Joe Pavelski	1	1	100
Alexander Semin	1	1	100
Alex Ovechkin	1	1	100
Mark Recchi	1	1	100
Ales Kotalik	1	1	100
Trevor Linden	1	1	100
Jason Spezza	1	1	100
Kristian Huselius	1	1	100
Andrei Markov	1	1	100
Jeffrey Hamilton	1	1	100
Patrik Elias	1	1	100
Marian Hossa	1	1	100
Vyacheslav Kozlov	1	1	100
Alexander Ovechkin	1	1	100
Vaclav Prospal	1	1	100
Brendan Shanahan	1	1	100
Martin St. Louis	1	1	100
Drew Stafford	1	1	100
Cory Stillman	1	1	100
Marco Sturm	2	3	66.7
Phil Kessel	1	2	50.0
Trent Hunter	2	4	50.0
Miroslav Satan	2	4	50.0
Brad Richards	1	2	50.0
Alexei Yashin	1	2	50.0
Robert Nilsson	1	2	50.0
Dean McAmmond	1	2	50.0
Matt Cullen	1	3	33.3
Alexei Kovalev	1	3	33.3
Patrice Bergeron	0	2	0
Dany Heatley	0	2	0
Ilya Kovalchuk	0	2	0
Vincent Lecavalier	0	2	0
Antoine Vermette	0	3	0
Michael Ryder	0	1	0
Mark Parrish	0	1	0
Alexander Perezhogin	0	1	0
Mike York	0	1	0
Arron Asham	0	1	0
Mike Green	0	1	0
Chris Clark	0	1	0
Marc Savard	0	1	0
Sergei Zubov	0	1	0

PLAYER	G	S	PCT
Jussi Jokinen	0	1	0
Mike Ribeiro	0	1	0
Chris Higgins	0	1	0
Tomas Plekanec	0	1	0
Jeff Carter	0	1	0
Peter Forsberg	0	1	0
Simon Gagne	0	1	0
Martin Havlat	0	1	0
Bryan Smolinski	0	1	0
Michael Nylander	0	1	0
Jaromir Jagr	0	1	0
Petr Prucha	0	1	0
Stefan Ruzicka	0	1	0
Scottie Upshall	0	1	0
Zach Parise	0	1	0
Jamie Langenbrunner	0	1	0
Daniel Briere	0	1	0
Tomas Vanek	0	1	0
Mike Comrie	0	1	0
Ray Whitney	0	1	0
Saku Koivu	0	1	0
Tomas Plekanec	0	1	0
Mark Streit	0	1	0
Christopher Higgins	0	1	0
Andrei Kastsitsyn	0	1	0
Michael Ryder	0	1	0
Mike Fisher	0	1	0
Dean McAmmond	0	1	0
Jarome Iginla	0	1	0
Alex Tanguay	0	1	0
Matthew Lombardi	0	1	0
Ryan Kesler	0	1	0
Brendan Morrison	0	1	0
Taylor Piatt	0	1	0
Markus Naslund	0	1	0
Daniel Sedin	0	1	0
Tim Connolly	0	1	0
Maxim Afinogenov	0	1	0
Vyacheslav Kozlov	0	1	0
Marian Hossa	0	1	0
Viktor Kozlov	0	1	0
Jonathan Cheechoo	0	1	0
Erik Christensen	0	1	0
Eric Perrin	0	1	0
TOTALS	42	120	.350

HAT TRICKS

PLAYER	DATE	OPP.	GOALIE(S)
1967-68 (2)			

Andy Bathgate	10/18	vs. Min	Maniago (2), Bauman
Ken Schinkel	10/21	vs. Chi	Dejordy

1968-69 (0)			
--------------------	--	--	--

1969-70 (1)			
--------------------	--	--	--

Ken Schinkel (2)	2/4	vs. Min	Maniago Broderick (2)
------------------	-----	---------	--------------------------

1970-71 (2)			
--------------------	--	--	--

Glen Sather	12/19	vs. Det	McLeod (2), ENG
Duane Rupp	3/24	vs. Det	Rutherford

1971-72 (1)			
--------------------	--	--	--

Bob Leiter	12/1	vs. Det	Smith (2), Daley
------------	------	---------	------------------

1972-73 (6)			
--------------------	--	--	--

Al McDonough	10/11	@ StL	Stephenson
Lowell MacDonald	11/5	vs. Min	Gilbert
Al McDonough (2)	11/19	vs. Atl	Myre
Al McDonough (3)	11/22	vs. StL	Stephenson
Eddie Shack	11/29	vs. Tor	Low
Syl Apps	12/13	vs. NYI	Desjardins

1973-74 (3)			
--------------------	--	--	--

L. MacDonald (2)	11/13	vs. Min	Maniago
Bob Kelly	3/24	vs. Det	Grant
L. MacDonald (3)	3/27	vs. Min	Worsley

1974-75 (3)			
--------------------	--	--	--

Rick Kehoe	2/15	@ Tor	Favell
Jean Pronovost	2/26	vs. Wsh	Belhemeur
Pierre Larouche	3/12	vs. Bos	Gilbert

PLAYER	DATE	OPP.	GOALIE(S)
1975-76 (9)			

Jean Pronovost (2)	11/12	@ Wsh	Wolfe
Syl Apps (2)	12/17	@ Cal	Meloche
Bob Kelly (2)	12/17	@ Cal	Meloche
Stan Gilbertson	1/18	vs. NYR	Wilson (2), Soetaert
Pierre Larouche (2)	2/8	@ Van	Smith (2), Lockett
Jean Pronovost (3)	2/19	vs. Tor	Favell
Pierre Larouche (3)	2/21	vs. Chi	Villemure
L. MacDonald (4)	2/21	vs. Chi	Villemure
Rick Kehoe (2)	3/10	vs. Buf	Smith

1976-77 (2)			
--------------------	--	--	--

Rick Kehoe (3)	10/6	vs. Van	Maniago (2), Ridley
Pierre Larouche (4)	2/19	@ Tor	Palmateer, Thomas (2)

1977-78 (3)			
--------------------	--	--	--

Blair Chapman	11/16	@ Min	LoPresti
Pete Mahovlich	11/30	vs. Det	Low
Wayne Bianchin	12/31	vs. Cle	Edwards

1978-79 (3)			
--------------------	--	--	--

Orest Kindrachuk	3/4	@ Col	Plasse
Ron Stackhouse	3/18	@ NYR	Thomas
Greg Malone	3/28	vs. NYR	Soetaert

1979-80 (1)			
--------------------	--	--	--

Gary McAdam	11/28	vs. Que	Dion
-------------	-------	---------	------

1980-81 (5)			
--------------------	--	--	--

Rick Kehoe (4)	11/26	vs. Van	Brodeur
Rick Kehoe (5)	12/3	@ Tor	Crha
Paul Gardner*	12/13	vs. Phi	Myre
Rick Kehoe (6)	1/14	vs. StL	Staniowski
Greg Sheppard	3/16	@ Edm	Mio

1981-82 (4)			
--------------------	--	--	--

Paul Gardner (2)	11/7	vs. Phi	Lindbergh
Doug Shedden	1/2	vs. Hfd	Garrett
Rick Kehoe (7)	1/20	vs. Bos	Baron
Andre St. Laurent	3/6	@ Que	Bouchard

Hat Tricks

PLAYER	DATE	OPP.	GOALIE(S)
1982-83 (3)			
Pat Boutette	10/12	vs. Van	Brodeur
Pat Boutette (2)	10/27	vs. Wsh	Parro
Rick Kehoe (8)	12/23	@ Det	Stefan
1983-84 (3)			
Andy Brickley	12/26	vs. NYR	Weeks
Mike Bullard	1/18	vs. Wpg	Veisor
Mark Taylor	3/29	@ NYR	Vanbiesbrouck
1984-85 (2)			
Mike Bullard (2)*	12/5	vs. StL	Liut
Mike Bullard (3)	12/26	vs. NYI	Hrudey
1985-86 (5)			
Mike Bullard (4)	12/31	@ StL	Wamsley
Mario Lemieux *	12/31	@ StL	Wamsley
Mike Bullard (5)	1/22	@ Edm	Moog
Doug Shedden (2)	2/15	vs. Van	Brodeur
Mike Bullard (6)	2/21	@ Det	Stefan, LaForest (2)
1986-87 (12)			
R. Cunneynworth	10/9	vs. Wsh	Jensen
Mario Lemieux (2)	10/17	@ Buf	Barrasso
Terry Ruskowski	10/18	vs. NJ	Friesen
Kevin LaVallee	10/29	vs. NJ	Chevrier
John Chabot	12/6	vs. Min	Beaupre
Mario Lemieux (3)*	12/12	vs. Tor	Wregget (3), Bester
Craig Simpson	12/22	@ Mtl	Roy
Mario Lemieux (4)	1/23	@ Van	Caprice
Mario Lemieux (5)	2/5	@ Bos	Ranford
R. Cunneynworth (2)*	3/3	@ Que	Gosselin (3), Malarchuk
Mario Lemieux (6)	3/8	@ Wpg	Reddick
Mario Lemieux (7)	3/12	vs. Que	Gosselin, ENG (2)

PLAYER	DATE	OPP.	GOALIE(S)
1987-88 (9)			
Dan Quinn	10/15	vs. NYR	Froese
Mario Lemieux (8)	10/15	vs. NYR	Froese
Mario Lemieux (9)	10/24	vs. Buf	Cloutier
Mario Lemieux (10)	1/5	vs. LA	Healy
Mario Lemieux (11)	1/10	@ Det	Hanlon
Paul Coffey	1/20	@ Chi	Mason (2), Pang
Dan Quinn (2)	2/28	@ Chi	Pang
Dan Quinn (3)	3/7	@ Cgy	Vernon
Mario Lemieux (12)	4/2	@ Wsh	Malarchuk
1988-89 (13)			
Mario Lemieux (13)	10/12	vs. Wsh	Malarchuk (2), Peeters
Rob Brown	10/15	vs. Stl	Riendeau
Mario Lemieux (14)	10/16	vs. Phi	Hextall
Rob Brown (2)	11/25	@ Wsh	Malarchuk
Mario Lemieux (15)	12/21	@ Tor	Wregget
Mario Lemieux (16)#	12/31	vs. NJ	Sauve (3), Terrerri, ENG
Mario Lemieux (17)	1/10	vs. NYI	Hrudey
Rob Brown (3)	1/28	vs. Det	Stefan (2), Hanlon
Rob Brown (4)	2/5	@ Bos	Moog
Mario Lemieux (18)	2/14	vs. Buf	Cloutier
Mario Lemieux (19)	3/12	@ Chi	Chevrier
Mario Lemieux (20)	3/25	vs. NJ	Sauve (2), Burke
Mario Lemieux (21)*	3/30	vs. Hfd	Whitmore
1989-90 (10)			
Mario Lemieux (22)	10/17	vs. Tor	Bester, ENG (2)
Kevin Stevens	10/31	vs. LA	Hrudey
Mario Lemieux (23)	12/2	@ Que	Tugnutt
Rob Brown (5)	12/12	vs. Bos	Moog (2), Lemelin
Mario Lemieux (24)*	1/8	@ NYR	Froese (2), Vanbiesbrouck (2)
Tony Tanti	1/30	vs. Phi	Wregget
Mario Lemieux (25)	2/2	vs. Edm	Exelby (2), ENG
Rob Brown (6)	2/10	vs. LA	Hrudey, Gosselin, ENG
John Cullen	2/20	vs. Phi	Wregget (2), ENG
Rob Brown (7)	3/4	vs. Min	Myllys (2), ENG

Hat Tricks

PLAYER	DATE	OPP.	GOALIE(S)
1990-91 (5)			
Kevin Stevens (2)	10/25	vs. Que	Tanner, Tugnut (2)
Phil Bourque	12/3	@ NYR	Vanbiesbrouck, Richter (2)
John Cullen (2)	1/17	@ Tor	Ing
Jaromir Jagr	2/2	vs. Bos	Foster
Mario Lemieux (26)	3/26	@ Phi	Peeters

1991-92 (11)			
Mario Lemieux (27)	10/15	@ NYI	Healy
Bob Errey	10/17	vs. NYI	Healy (2), ENG
Kevin Stevens (3)	11/13	vs. Edm	Ranford
Mark Recchi	11/18	@ Que	Tugnut
Kevin Stevens (4)	11/18	@ Que	Tugnut
Kevin Stevens (5)	11/29	@ Phi	Roussel(2), Wregget
Kevin Stevens (6)	12/5	@ SJ	Irbe, Hayward (2)
Joe Mullen*	12/23	@ NYI	Healy
Joe Mullen (2)*	12/26	vs. Tor	Fuhr
Joe Mullen (3)	2/18	vs. Tor	Wamsley
Rick Tocchet	3/6	@ SJ	Myllys

1992-93 (10)			
Kevin Stevens (7)*	10/17	@ Hfd	Burke (3), Pietrangelo
Mario Lemieux (28)	10/22	vs. Det	Chevalde
Kevin Stevens (8)	12/12	vs. NJ	Terreri
Kevin Stevens (9)	1/26	vs. Wsh	Beaupre
Mario Lemieux (29)*	3/18	vs. Wsh	Beaupre (3), Hrivnak
Mario Lemieux (30)*	3/20	vs. Phi	Soderstrom (3), Roussel
Rick Tocchet (2)	4/1	vs. Hfd	Gosselin, Pietrangelo (2)
Rick Tocchet (3)	4/7	vs. Mtl	Roy
Joe Mullen (4)	4/9	@ NYR	Hirsch, Richter (2)
Mario Lemieux (31)#	4/9	@ NYR	Hirsch (3), Richter (2)

1993-94 (2)			
Kevin Stevens (10)	1/11	vs. Bos	Blue
Martin Straka	3/8	vs. Bos	Riendeau

1994-95 (2)			
Jaromir Jagr (2)	2/14	vs. Bos	Riendeau
Luc Robitaille*	2/16	vs. Hfd	Reese

PLAYER	DATE	OPP.	GOALIE(S)
1995-96 (9)			
Mario Lemieux (32)	10/26	@ NYI	Soderstrom
Mario Lemieux (33)	10/28	@ NJ	Brodeur
Ron Francis	11/10	@ SJ	Irbe (2), Flaherty
Markus Naslund	11/28	vs. Ott	Bales
Mario Lemieux (34)*	11/30	@ Bos	Bailey (2), Billington (2)
Mario Lemieux (35)	12/30	vs. Fla	Vanbiesbrouck
Mario Lemieux (36)	1/27	vs.. Phi	Snow (2), Hextall
Petr Nedved*	3/5	vs. Wpg	Khabibulin (2), Roussel (2)
Mario Lemieux (37)#	3/26	vs.StL	Fuhr, Casey (4)

1996-97 (4)			
Jaromir Jagr (3)	11/2	vs. Ott	Tugnut
Jaromir Jagr (4)	11/30	vs. Bos	Ranford
Mario Lemieux (38)	12/19	@ StL	Casey
Mario Lemieux (39)*	1/26	@ Mtl	Thibault

1997-98 (3)			
Ron Francis (2)	12/29	vs. NYI	Fichaud, Salo (2)
Stu Barnes	1/10	vs. NJ	Brodeur
Martin Straka (2)	4/18	vs. Bos	Dafoe (2), Tallas

1998-99 (2)			
Stu Barnes (2)	11/25	@ Wsh	Kolzig
Martin Straka (3)	11/28	@ Mtl	Theodore (2), ENG

1999-00 (3)			
Aleksey Morozov	10/7	@ NJ	Brodeur
Jaromir Jagr (5)	11/26	vs. Ott	Lalime
Jaromir Jagr (6)	12/30	vs. NYI	Luongo

2000-01 (9)			
Jaromir Jagr (7)*	10/14	vs. NYR	McLean
Alexei Kovalev	11/8	vs. Phi	Boucher
Jaromir Jagr (8)	12/16	@ Mtl	Hackett
Martin Straka (4)	1/8	@ Wsh	Kolzig (2), ENG
Mario Lemieux (40)	1/24	vs. Mtl	Theodore
Alexei Kovalev (2)	2/7	vs. Phi	Cechmanek (2), Boucher
Alexei Kovalev (3)	2/10	vs. NJ	Brodeur
Alexei Kovalev (4)	2/23	vs. NYR	Yeremeyev
Jaromir Jagr (9)	3/10	vs. Cgy	Vernon (2), ENG

Hat Tricks

PLAYER	DATE	OPP.	GOALIE(S)
2001-02 (5)			
Toby Petersen	10/16	vs. Ott	Lalime
Alexei Kovalev (5)	11/13	@ NJ	Brodeur (2), ENG
Alexei Kovalev (6)	11/14	vs. NYI	Snow
Alexei Kovalev (7)	1/5	vs. NYR	Richter
Aleksey Morozov (2)	1/17	@ Cgy	Turek
2002-03 (1)			
Alexei Kovalev (8)	1/25	vs. Chi	Thibault (2), Leighton
2003-04 (0)			
2005-06 (1)			
Mark Recchi (2)	3/4	vs. Car	Ward
2006-07 (6)			
Sidney Crosby (1)	10/28	@ Phi	Niittymaki (2), Esche
Nils Ekman	11/8	vs. TB	Holmqvist
Ryan Malone	12/15	vs. NYI	Dunham (2), DiPietro
Mark Recchi (2)	1/20	vs. Tor	Raycroft
Jordan Staal	2/10	@ Tor	Raycroft
Ryan Malone	2/19	@ NYI	DiPietro
2007-08 (2)			
Evgeni Malkin (1)	1/3	vs. Tor	Clemmensen
Evgeni Malkin (2)	1/14	vs. NYR	Lundqvist

TOTAL = 177 HOME = 112 ROAD = 65

MOST ALL-TIME - Mario Lemieux (40)

MOST ONE YEAR (Ind) - Mario Lemieux (9), 1988-89

MOST ONE YEAR (team) - 13 in 1988-89

* = Four Goal Game, # = Five Goal Game

HAT TRICKS AGAINST

PLAYER	DATE	OPP.	GOALIE(S)
--------	------	------	-----------

1967-68 (4)

Stan Mikita*	12/6	@ Chi	Binkley (3), Bassen
Bob Pulford	1/13	@ Tor	Binkley
Dick Duff	2/17	@ Mtl	Binkley
Jean Beliveau	3/16	@ Mtl	Binkley (2), ENG

1968-69 (3)

Bobby Rousseau	11/7	@ Mtl	Binkley
Bobby Hull	11/14	vs. Chi	Binkley
Phil Esposito	12/15	@ Bos	Daley

1969-70 (5)

Gordie Howe	11/2	@ Det	Smith
Ab McDonald	11/19	vs. StL	Binkley
Dave Keon	1/17	@ Tor	Binkley
Dave Balon	2/1	@ NYR	Smith
Stan Mikita (2)	2/11	@ Chi	Smith

1970-71 (5)

Walt McKechnie	10/5	@ Min	Smith
Phil Esposito (2)	12/6	@ Bos	Binkley
Brian Spencer	1/9	@ Tor	Smith
Phil Esposito (3)	3/6	vs. Bos	Smith
Eddie Shack	3/31	vs. Buf	Newton

1971-72 (3)

Brad Park	12/12	@ NYR	Rutherford
Norm Ullman	12/28	vs. Tor	Binkley (2), ENG
Brad Park (2)	2/12	vs. NYR	Rutherford

1972-73 (5)

Gene Carr	12/17	@ NYR	Herron
Rejean Houle	1/17	@ Mtl	Newton
Mike Walton	2/10	@ Bos	Newton
Dennis Hextall	3/7	@ Min	Brown
Bobby Lalonde	3/17	@ Van	Brown (2), Newton

1973-74 (5)

Rick Martin	1/3	@ Buf	Rutherford
Ken Hodge	2/3	vs. Bos	Brown
Stan Mikita (3)	2/10	@ Chi	Inness
Claude Larouse*	2/28	@ Mtl	Inness
Bill Goldsworthy	3/23	@ Min	Inness

PLAYER	DATE	OPP.	GOALIE(S)
--------	------	------	-----------

1974-75 (6)

Bobby Orr	10/23	vs. Bos	Inness
Dave Keon (2)	11/20	@ Tor	Inness
Guy Lafleur	12/7	@ Mtl	Johnson
Guy Lafleur (2)*	1/26	@ Mtl	Plasse
Greg Polis	3/2	@ NYR	Plasse
Stan Gilbertson	4/6	@ Wsh	Johnson

1975-76 (4)

Hartland Monahan	11/2	@ Wsh	Inness
Yvon Cournoyer	11/13	vs. Mtl	Inness
Denis Maruk*	11/15	vs. Cal	Inness
Ted Irvine	2/29	vs. StL	Inness (2), ENG

1976-77 (4)

Rick Blight	10/6	vs. Van	Laxton
Wilf Paiment	2/6	@ Col	Herron
Claude Larouse (2)	2/7	@ StL	Herron
Don Saleski	3/13	@ Phi	Herron

1977-78 (1)

Butch Goring	11/24	@ LA	Herron
--------------	-------	------	--------

1978-79 (2)

Dale McCourt	2/18	@ Det	Millen (2), Herron
Darcy Rota	4/1	vs. Atl	Herron (2), Millen

1979-80 (8)

Pierre Larouche*	10/25	@ Mtl	Holland
Darryl Sittler	1/16	vs. Tor	Millen
Jordy Douglas	1/17	@ Hfd	Millen
Blair MacDonald	1/19	vs. Edm	Millen
Mike Foligno	1/31	@ Det	Millen
Danny Gare	2/7	@ Buf	Millen
Darryl Sittler (2)	3/5	vs. Tor	Holland
Wayne Gretzky	3/21	@ Edm	Millen

Hat Tricks - Against

PLAYER	DATE	OPP.	GOALIE(S)	PLAYER	DATE	OPP.	GOALIE(S)
1980-81 (8)				1984-85 (7)			
Danis Maruk (2)	11/12	vs. Wsh	Holland	Uli Hiemer	10/31	@ NJ	Herron
Rick Dudley	12/7	@ Buf	Millen, Holland (2)	Jorgen Pattersson	11/8	vs. StL	Dion
Bobby Clarke	12/13	vs. Phi	Millen	Denis Savard	11/29	vs. Chi	Herron
Stan Smyl	12/19	@ Van	Holland (2), Millen	Michel Goulet (2)	12/29	@ Que	Herron
Reed Larson	1/3	vs. Det	Millen	Dale Hawerchuk (2)	1/21	@ Wpg	Romano
Mike Bossy*	1/13	@ NYI	Millen (3), ENG	Wayne Gretzky (4)	1/26	@ Edm	Herron
Lanny McDonald	2/6	@ Col	Ricci (2), ENG	Peter Sundstrom	2/22	vs. NYR	Ford
Mark Messier	3/16	@ Edm	Millen				
1981-82 (6)				1985-86 (5)			
Mel Bridgeman	10/29	@ Phi	Dion	Danny Gare (2)	10/30	@ Det	Romano
Keith Acton	11/21	@ Mtl	Dion (2), Harrison	Tony Tanti	11/13	@ Van	Romano
Ron Duguay	12/27	@ NYR	Harrison	Dave Poulin (2)	11/24	@ Phi	Herron
Blaine Stoughton	1/3	@ Hfd	Harrison	Troy Murray	1/1	@ Chi	Meloche
Wayne Gretzky (2)	3/17	@ Edm	Dion	Al Secord	1/1	@ Chi	Meloche
Bernie Nichols	3/20	@ LA	Dion				
1982-83 (10)				1986-87 (3)			
Butch Goring (2)	10/4	@ NYI	Herron	Kirk Muller	10/29	vs. NJ	Romano
Marian Stastny	10/21	@ Que	Herron	Sylvain Turgeon	3/28	@ Hfd	Riggin
Peter Stastny	12/11	@ Que	Herron	Perry Anderson	3/31	@ NJ	Meloche
Glenn Anderson	1/7	@ Edm	Herron				
Dale Hawerchuk	2/4	@ Wpg	Dion	1987-88 (3)			
Lanny McDonald (2)	2/5	@ Cgy	Herron	Dave Hannan	1/25	vs. Edm	Pietrangelo
Kent Nilsson	2/5	@ Cgy	Herron	John MacLean	1/28	@ NJ	Meloche
Charlie Simmer	2/12	vs. LA	Ricci	Rick Vaive	2/28	@ Chi	Pietrangelo
Reed Larson (2)	2/15	vs. Det	Ricci				
Ken Linseman	2/19	vs. Edm	Herron (2), Ricci	1988-89 (11)			
1983-84 (11)				Mike Ridley*	10/11	vs. Wsh	Young
Bryan Trottier	11/11	@ NYI	Dion	Dave Andreychuk	10/12	@ Buf	Young
Barry Pederson	12/6	vs. Bos	Dion (2), Herron	Tony Granato*	10/30	@ NYR	Guenette, Pietrangelo (3)
Bob MacMillan	1/7	vs. NJ	Romano	Walt Poddubny	11/3	vs. Que	Guenette
Paul MacLean	1/18	vs. Wpg	Dion	Jari Kurri	11/8	vs. Edm	Guenette
Pierre Larouche (2)	1/25	vs. NYR	Romano (2), Dion	Tony Tanti (2)	1/7	vs. Van	Barrasso
Doug Risebrough	2/16	@ Cgy	Dion	Tony Granato (2)	1/14	vs. NYR	Barrasso
Lanny McDonald (3)	2/16	@ Cgy	Dion	Peter Stastny (2)*	2/11	@ Que	Young (2), Pietrangelo (2)
Wayne Gretzky (3)	2/22	vs. Edm	Romano	Jody Hull	2/26	@ Hfd	Barrasso, Young (2)
Michel Goulet	3/8	vs. Que	Ricci	Ken Linseman (2)	3/14	vs. Bos	Barrasso
Dave Poulin	3/22	@ Phi	Herron	Mats Naslund	3/18	vs. Mtl	Barrasso, Young (2)
Ilkka Sinisalo	3/22	@ Phi	Herron				

Hat Tricks - Against

PLAYER	DATE	OPP.	GOALIE(S)
1989-90 (6)			
Brett Hull	10/18	vs. StL	Young
Wayne Gretzky (5)	10/31	vs. LA	Young
Pat LaFontaine	2/6	vs. NYI	Barrasso
Derek King	2/6	vs. NYI	Barrasso
Luc Robitaille	3/10	@ LA	Chevrier
Mike Modano	3/17	@ Min	Chevrier

1990-91 (2)			
Jeremy Roenick	10/11	@ Chi	Barrasso
Patrick Flatley	12/23	vs. NYI	Pietrangelo

1991-92 (4)			
Derek King (2)	10/15	@ NYI	Barrasso
Vladimir Ruzicka	11/5	vs. Bos	Barrasso
Vladimir Ruzicka (2)*	2/9	@ Bos	Barrasso
Darren Turcotte	4/16	@ NYR	Young, Wregget (2)

1992-93 (7)			
Michel Goulet (3)	11/8	@ Chi	Barrasso
Jimmy Carson	11/13	@ Det	Barrasso
Adam Graves	11/25	vs. NYR	Barrasso, Wregget (2)
Ulf Dahlen	1/7	vs. Min	Barrasso
Steve Heinze	1/14	@ Bos	Wregget
Pierre Turgeon	2/20	@ NYI	Barrasso
Geoff Sanderson	2/21	@ Hfd	Barrasso

1993-94 (2)			
Mike Gartner	1/31	@ NYR	Wregget
Randy Burridge	3/15	@ Wsh	Barrasso

1994-95 (1)			
Igor Chibirev	4/5	vs. Hfd	Young

1995-96 (8)			
Pat Verbeek	11/21	@ NYR	Barrasso
Geoff Sanderson (2)	12/28	vs. Hfd	Wregget
Ray Sheppard	1/13	vs. SJ	Barrasso
Claude Lemieux	1/16	vs. Col	Wregget
Brendan Shanahan	2/23	vs. Hfd	Wregget
Gary Roberts	2/29	@ Cgy	Barrasso
Rick Tocchet	3/14	@ Bos	Wregget
John LeClair	3/31	@ Phi	Barrasso

PLAYER	DATE	OPP.	GOALIE(S)
1996-97 (5)			
Alexei Kovalev	10/16	@ NYR	Barrasso, Wregget (2)
Dino Ciccarelli	11/8	@ TB	Wregget
Dale Hawerchuk	11/21	@ Phi	Wregget
B. Shanahan (2)	2/8	vs. Det	Lalime
Joe Sakic	3/14	@ Col	Wregget

1997-98 (3)			
Dave Gagner	10/4	vs. Fla	Wregget
Joe Nieuwendyk	11/5	vs. Dal	Wregget (2), Skudra
Valeri Kamensky	1/3	vs. Col	Skudra

1998-99 (2)			
Sami Salo	3/30	vs. Car	Skudra (2), ENG
Zigmund Palffy	4/17	vs. NYI	Barrasso, Skudra (2)

1999-00 (0)			
--------------------	--	--	--

2000-01 (3)			
John Madden*	10/28	vs. NJ	Aubin, Snow (3)
Randy McKay*	10/28	vs. NJ	Aubin (2), Snow (2)
Andrei Kovalenko	1/9	@ Bos	Snow

2001-02 (1)			
Glen Murray	4/13	@ Bos	Aubin

2002-03 (4)			
Sergei Fedorov	10/25	@ Det	Aubin
Vincent Lecavalier	11/8	@ TB	Hedberg (2), ENG
Saku Koivu	11/18	@ Mtl	Hedberg
Dave Scatchard	1/7	@ NYI	Aubin

2003-04 (6)			
Vincent Lecavalier (2)	11/8	@ TB	Caron
Radim Vrbata	11/29	@ Car	Caron
Shena Donovan	12/7	@ Cgy	Caron
Markus Naslund*	12/9	@ Van	Fleury
Glen Murray (2)	2/1	@ Bos	Caron (2), EN
Martin Havlat	2/22	vs. Ott	Aubin (2), EN

PLAYER	DATE	OPP.	GOALIE(S)
2005-06 (6)			
Jaromir Jagr	11/12	vs. NYR	Thibault
Olli Jokinen	11/25	@ Fla	Caron, Thibault (2)
Ilya Kovalchuk	1/6	@ Atl	Thibault, Fleury, ENG
Shawn Horcoff	1/10	vs. EDM	Fleury
Miroslav Satan	2/4	vs. NYI	Fleury
Patrik Elias	4/5	@ NJ	Fleury
2006-07 (1)			
Olli Jokinen	1/10	@ Fla	Thibault
2007-08 (3)			
Joffrey Lupul	12/11	@ Phi	Sabourin (2), Conklin
R.J. Umberger	12/11	@ Phi	Sabourin (2), Conklin

TOTAL - 182 HOME - 65 ROAD - 117

MOST BY ONE PLAYER - Wayne Gretzky (5)

MOST BY ONE TEAM - NY Rangers (15)

* = Four Goal Game # = Five Goal Game

SPECIAL TEAMS

YEAR	POWER PLAY			PENALTY KILL		
	PPG/CHANCES	PCT.	NHL RANK	PPGA/CHANCES	PCT.	NHL RANK
1967-68	37/273	13.6	11th	31/193	83.9	6th
1968-69	50/303	16.5	7th	38/231	83.5	5th
1969-70	53/315	16.8	9th	66/282	76.7	12th
1970-71	56/318	17.6	9th	48/276	82.6	8th
1971-72	46/286	16.1	11th	55/346	77.6	10th
1972-73	52/301	17.3	9th	49/264	81.4	8th
1973-74	47/276	17.0	11th	47/245	80.8	8th
1974-75	64/323	19.8	9th	63/324	80.6	8th
1975-76	75/307	24.4	6th	68/292	76.7	11th
1976-77	46/263	17.5	14th	47/209	77.5	15th
1977-78	53/261	20.3	11th	61/251	75.9	13th
1978-79	56/261	21.5	12th	57/250	77.2	11th
1979-80	52/262	19.9	14th	64/247	74.1	18th
1980-81	92/400	23.0	11th	99/370	73.2	21st
1981-82	99/404	24.5	7th	92/399	76.9	11th
1982-83	81/360	22.5	9th	110/396	72.2	21st
1983-84	70/340	20.6	16th	86/357	75.9	15th
1984-85	62/363	17.1	21st	74/311	76.2	14th
1985-86	93/425	21.9	12th	78/341	77.1	15th
1986-87	74/374	19.5	14th	72/319	77.4	15th
1987-88	110/500	22.0	6th	120/507	76.3	20th
1988-89	119/491	24.2	3rd	111/482	77.0	16th
1989-90	86/403	21.3	10th	94/372	74.7	20th
1990-91	89/338	22.9	3rd	73/351	79.2	16th
1991-92	92/427	21.5	4th	77/379	79.7	15th
1992-93	105/440	23.9	2nd	72/429	83.2	4th
1993-94	76/404	18.8	13th	72/401	82.0	10th
1994-95	42/221	19.0	10th	46/229	79.9	23rd
1995-96	109/420	26.0	1st	78/467	83.3	8th
1996-97	74/338	21.9	2nd	64/338	81.1	23rd
1997-98	67/407	16.5	11th	46/338	86.4	8th
1998-99	65/363	17.9	7th	56/302	81.5	23rd
1999-00	54/346	15.6	20th	56/321	82.6	19th
2000-01	76/375	20.3	5th	78/405	80.7	T26th
2001-02	47/335	14.0	T24th	57/352	83.8	T18th
2002-03	66/360	18.3	7th	58/352	83.5	T13th
2003-04	65/360	18.1	T7th	84/369	77.2	30th
2005-06	94/495	19.0	6th	113/533	78.8	29th
2006-07	94/463	20.3	5th	75/419	82.1	17th
2007-08	77/378	20.4	4th	68/357	81.0	23rd
TOTALS	2,865/14,329	20.0		2,803/13,559	79.3	

PENALTY SHOTS

PLAYER	OPPONENT	DATE	GOALTENDER	RESULT
George Konik	@ StL	1/31/68	Hall	GOAL
Charlie Burns	vs. NYR	2/5/69	Giacomin	No Goal
Keith McCreary	vs. NYR	3/18/70	Giacomin	No Goal
Jean Pronovost	@ Det	1/14/71	Edwards	GOAL
Greg Polis	vs. StL	2/24/71	Wakely	No Goal
Syl Apps	@ Tor	2/9/72	Parent	GOAL
Lowell MacDonald	@ Buf	11/12/72	Crozier	No Goal
Ron Schock	vs. Det	1/10/73	Edwards	No Goal
Ron Schock	vs. NYR	3/10/73	Giacomin	No Goal
Chuck Arnason	vs. Cal	2/16/74	Meloche	No Goal
Ron Schock	@ Wsh	11/30/76	Wolfe	No Goal
Blair Chapman	@ Wsh	12/4/77	Bedard	No Goal
Pete Mahovlich	@ Wsh	1/21/78	Bedard	No Goal
Blair Chapman	vs. Col	3/22/78	McKenzie	No Goal
Ross Lonsberry	@ NYI	12/5/78	Resch	No Goal
Ross Lonsberry	vs. Min	2/9/80	Meloche	No Goal
Greg Sheppard	vs. StL	1/14/81	Staniowski	No Goal
Dave Hannan	@ Wsh	10/14/83	Riggin	GOAL
Andy Brickley	vs. Chi	11/29/84	Bannerman	No Goal
Mario Lemieux	@ Que	12/29/84	Gosselin	GOAL
Warren Young	@ Tor	1/2/85	Bernhardt	GOAL
Mario Lemieux	@ NYI	1/19/88	Hrudey	GOAL
Mario Lemieux	vs. NJ	12/31/88	Terreri	GOAL
Mario Lemieux	@ LA	3/7/89	Hrudey	GOAL
Jock Callander	vs. Mtl	3/18/89	Roy	GOAL
Mario Lemieux	@ Wsh	11/24/89	Mason	GOAL
Bob Errey	vs. NJ	1/5/91	Terreri	GOAL
Bob Errey	vs. Min	10/31/91	Wakaluk	GOAL
Mario Lemieux	vs. Edm	3/17/92	Ranford	No Goal
Jaromir Jagr	vs. Wsh	1/26/93	Beaupre	No Goal
Martin Straka	@ Que	3/16/95	Thibault	No Goal
Mario Lemieux	vs. Buf	3/23/96	Hasek	No Goal
Jaromir Jagr	@ Fla	11/9/96	Fitzpatrick	No Goal
Mario Lemieux	@ Fla	4/11/97	Vanbiesbrouck	GOAL
Stu Barnes	@ Phi	3/8/98	Hextall	No Goal
Martin Straka	vs. StL	1/19/00	Turek	GOAL
Martin Straka	@ SJ	11/1/00	Nabokov	No Goal
Martin Straka	@ Bos	1/9/01	Dafoe	No Goal
Martin Straka	@ Atl	1/30/01	Rhodes	GOAL
Wayne Primeau	@ TB	11/10/01	Khabibulin	GOAL
Eric Meloche	vs. NYR	1/3/04	Markkanen	No Goal
Brian Holzinger	vs. TB	1/27/04	Grahame	No Goal

Penalty Shots

PLAYER	OPPONENT	DATE	GOALTENDER	RESULT
Ziggy Palffy	@ NYR	11/7/05	Weekes	No Goal
Matt Murley	@ TB	11/27/05	Grahame	No Goal
Ryan Malone	vs. WSH	1/25/06	Kolzig	GOAL
Jordan Staal	vs. CBJ	10/21/06	Norrena	GOAL
Jordan Staal	vs. NYR	11/25/06	Lundsvist	No Goal
Nils Ekman	@ NYR	12/7/06	Lundsvist	GOAL
Jarkko Ruutu	vs. Tor	1/20/07	Raycroft	GOAL
Evgeni Malkin	@ NYI	3/22/07	DiPietro	No Goal
Jordan Staal	vs. NYR	10/23/07	Lundqvist	No Goal
Sidney Crosby	@ Van	12/8/07	Luongo	No Goal
Petr Sykora	@ TB	3/4/08	Smith	No Goal

Pittsburgh has scored on 21 of 53 attempts (8 for 25 at home, 13 for 28 on the road)

Penalty Shots - Opponents

OPPONENT PENALTY SHOTS

PLAYER	OPPONENT	DATE	GOALTENDER	RESULT
Bill Collins	vs. Min	12/23/67	Binkley	No Goal
Ralph Stewart	@ NYI	3/5/74	Brown	No Goal
Dave Keon	@ Tor	3/20/74	Inness	GOAL
Bill Goldsworthy	@ NYR	11/14/76	Wilson	No Goal
Alain Daigle	vs. Chi	11/21/76	Wilson	No Goal
Al MacAdam	vs. Cle	12/16/76	Herron	GOAL
Orest Kindrachuk	vs. Phi	10/15/77	Wilson	GOAL
Ilkka Sinisalo	vs. Phi	10/11/81	Harrison	GOAL
Bob Bourne	@ NYI	2/17/83	Herron	No Goal
Dino Ciccarelli	@ Min	3/16/83	Herron	No Goal
Tony Currie	@ Hfd	3/17/84	Herron	No Goal
Michel Goulet	@ Que	12/29/84	Herron	No Goal
Dave Williams	@ LA	1/21/87	Romano	No Goal
Alan Kerr	@ NYI	2/26/87	Riggin	No Goal
Doug Gilmour	vs. StL	3/1/87	Riggin	No Goal
Michel Goulet	vs. Que	3/12/87	Riggin	No Goal
Mark Johnson	@ NJ	10/9/87	Riggin	No Goal
Dave Tippet	@ Hfd	1/9/88	Meloche	No Goal
Doug Smail	vs. Wpg	10/10/89	Barrasso	No Goal
Dale Hunter	vs. Wsh	12/16/89	Young	No Goal
Tomas Sandstrom	vs. LA	2/10/90	Young	GOAL
Scott Pearson	vs. Que	3/16/90	Barrasso	GOAL
Darren Turcotte	@ NYR	12/29/91	Young	No Goal
Joe Nieuwendyk	@ Cgy	1/23/93	Wregget	No Goal
Scott Niedermayer	@ NJ	2/7/96	Wregget	No Goal
Robert Reichel	@ Cgy	10/24/96	Barrasso	GOAL
Sami Kapanen	vs. Car	1/7/99	Barrasso	No Goal
Doug Gilmour	vs. Chi	10/16/99	Skudra	No Goal
Teemu Selanne	@ Ana	10/27/99	Aubin	No Goal
Keith Tkachuk	@ Phx	1/12/00	Aubin	GOAL
Tim Connolly	@ NYI	3/21/00	Aubin	GOAL
Martin Rucinsky	@ Mtl	2/28/01	Aubin	No Goal
Marian Hossa	vs. Ott	10/16/01	Hedberg	No Goal
Mike Modano	vs. Dal	10/24/01	Hedberg	No Goal
Esa Pirnes	vs. LA	10/10/03	Fleury	No Goal
Marian Gaborik	vs. Min	11/19/03	Caron	GOAL
Erik Cole	@ Car	11/29/03	Caron	No Goal
Dan Boyle	vs. TB	1/27/04	Fleury	No Goal
Chad Kilger	vs. Tor	3/19/06	Fleury	GOAL
Sean Bergenheim	@ NYI	3/31/06	Caron	No Goal
Miroslav Satan	vs. NYI	4/17/06	Fleury	No Goal
Alexander Semin	vs. Wsh	2/18/07	Thibault	No Goal

Opponents have scored on 11 of 42 attempts (7 of 21 in Pittsburgh, 4 of 21 on the road)

SHUTOUTS

PLAYER	DATE	OPP.	SCORE	SAVES
1967-68 (7)				
Les Binkley	11/4	@ Cal	1-0	31
Hank Bassen	11/15	vs. Phi	5-0	27
Les Binkley (2)	12/23	vs. Min	4-0	23
Les Binkley (3)	12/27	vs. Cal	0-0	24
Les Binkley (4)	1/28	@ Bos	1-0	33
Les Binkley (5)	2/1	@ StL	2-0	22
Les Binkley (6)	3/30	@ Phi*	2-0	23

* = Game Played In Quebec City

1968-69 (2)				
Joe Daley	2/19	vs. Bos	3-0	41
Joe Daley (2)	3/23	vs. Min	5-0	32

1969-70 (5)				
Les Binkley (7)	11/12	@ Tor	3-0	31
Les Binkley (8)	12/10	@ LA	2-0	29
Al Smith	2/26	@ LA	1-0	30
Al Smith (2)	3/8	@ NYR	0-0	33
Les Binkley (9)	3/25	vs. Min	2-0	25

1970-71 (4)				
Les Binkley (10)	10/17	vs. Phi	0-0	24
Al Smith (3)	12/8	vs. Tor	4-0	29
Les Binkley (11)	3/3	vs. Mtl	4-0	33
Al Smith (4)	3/13	vs. Min	0-0	20

1971-72 (1)				
Jim Rutherford	2/17	@ Buf	2-0	23

1972-73 (5)				
Denis Herron	10/17	@ NYI	5-0	24
Denis Herron (2)	10/24	@ Van	4-0	23
Jim Rutherford (2)	1/20	vs. Bos	3-0	26
Jim Rutherford (3)	2/20	@ NYI	4-0	34
Jim Rutherford (4)	2/24	vs. Chi	2-0	32

1973-74 (1)				
Andy Brown	3/24	vs. Det	8-0	23

1974-75 (2)				
Gary Inness	11/17	vs. Wsh	6-0	26
Gary Inness (2)	11/23	vs. LA	0-0	30

PLAYER	DATE	OPP.	SCORE	SAVES
1975-76 (2)				
Michel Plasse	3/6	vs. Min	5-0	18
Michel Plasse (2)	3/28	vs. Det	3-0	29

1976-77 (6)				
Dunc Wilson	11/13	vs. Phi	1-0	25
Dunc Wilson (2)	11/21	vs. Chi	5-0	25
Dunc Wilson (3)	1/19	@ Van	3-0	21
Dunc Wilson (4)	1/27	@ NYR	3-0	30
Dunc Wilson (5)	2/3	@ Cle	0-0	22
Denis Herron (3)	3/6	vs. Col	3-0	32

1977-78 (0)				
--------------------	--	--	--	--

1978-79 (2)				
Greg Millen	12/3	vs. StL	3-0	33
Greg Millen (2)	1/16	vs. Min	5-0	25

1979-80 (3)				
Greg Millen (3)	12/19	@ Chi	0-0	29
Rob Holland	3/2	vs. NYI	0-0	24
Greg Millen (4)	3/30	vs. Wsh	4-0	28

1980-81 (0)				
--------------------	--	--	--	--

1981-82 (1)				
Gary Edwards	3/21	@ Col	6-0	28

1982-83 (1)				
Denis Herron (4)	12/4	vs. Phi	0-0	34

1983-84 (2)				
Denis Herron (5)	10/14	@ Wsh	4-0	29
Roberto Romano	2/1	vs. Min	4-0	34

1984-85 (2)				
Roberto Romano (2)	12/28	vs. Hfd	4-0	34
Denis Herron (6)	3/16	vs. NYR	5-0	26

1985-86 (2)				
Roberto Romano (3)	12/2	@ NYR	6-0	40
Roberto Romano (4)	2/8	vs. NJ	4-0	27

Shutouts

PLAYER	DATE	OPP.	SCORE	SAVES
1986-87 (1)				
Meloche/Romano	1/23	@ Van	6-0	30
<i>(Romano replaced Meloche at 10:11)</i>				
1987-88 (2)				
Frank Pietrangelo	2/4	vs. Min	1-0	31
Steve Guenette	3/19	vs. Phi	7-0	38
1988-89 (0)				
1989-90 (1)				
Wendell Young	11/14	vs. NYR	6-0	25
1990-91 (1)				
Tom Barrasso	12/28	vs. Det	5-0	27
1991-92 (1)				
Tom Barrasso (2)	12/5	@ SJ	8-0	39
1992-93 (5)				
Tom Barrasso (3)	11/3	vs. NYI	2-0	19
Tom Barrasso (4)	11/21	vs. NJ	2-0	29
Tom Barrasso (5)	12/23	@ Phi	4-0	20
Wregget/Barrasso	2/28	vs. Bos#	4-0	28
<i>(Barrasso replaced Wregget at 55:18, # = Game Played in Atlanta)</i>				
Tom Barrasso (6)	2/10	@ NYR	3-0	30
1993-94 (3)				
Ken Wregget	1/27	vs. Que	3-0	38
Tom Barrasso (7)	2/13	@ Phi	3-0	22
Tom Barrasso (8)	4/11	@ Ott	4-0	32
1994-95 (0)				
1995-96 (5)				
Ken Wregget (2)	11/1	vs. TB	10-0	27
Ken Wregget (3)	11/18	vs. Wsh	3-0	32
Ken Wregget (4)	12/9	vs. Hfd	6-0	35
Tom Barrasso (9)	1/17	@ Buf	1-0	31
Tom Barrasso (10)	2/16	@ Wpg	1-0	32

PLAYER	DATE	OPP.	SCORE	SAVES
1996-97 (5)				
Ken Wregget (5)	11/12	vs. Buf	3-0	25
Patrick Lalime	12/13	@ SJ	4-0	20
Ken Wregget (6)	12/19	@ StL	4-0	25
Patrick Lalime (2)	12/28	vs. Buf	2-0	21
Patrick Lalime (3)	1/15	@ Hfd	3-0	31
1997-98 (7)				
Tom Barrasso (11)	10/14	@ NYR	1-0	36
Tom Barrasso (12)	11/15	@ Tor	5-0	20
Tom Barrasso (13)	11/20	@ Ott	2-0	27
Tom Barrasso (14)	12/1	@ Mtl	1-0	25
Tom Barrasso (15)	12/10	@ Ana	3-0	28
Tom Barrasso (16)	1/20	vs. Ott	0-0	35
Tom Barrasso (17)	3/22	@ Dal	0-0	28
1998-99 (9)				
Peter Skudra	10/26	@ Tor	2-0	27
J. S. Aubin	11/7	vs. Bos	0-0	18
Tom Barrasso (18)	11/14	vs. Fla	4-0	23
Tom Barrasso (19)	12/19	vs. Wsh	3-0	24
Peter Skudra (2)	1/28	vs. Tor	6-0	21
Tom Barrasso (20)	2/5	vs. Fla	3-0	29
Peter Skudra (3)	3/13	vs. Phi	4-0	24
J. S. Aubin (2)	3/17	@ TB	2-0	16
Tom Barrasso (21)	4/11	@ Det	3-0	20
1999-00 (4)				
Tom Barrasso (22)	11/26	vs. Ott	5-0	20
J. S. Aubin (3)	12/9	vs. Wsh	3-0	24
Peter Skudra (4)	12/21	@ NYI	4-0	21
J. S. Aubin (4)	2/14	vs. Van	3-0	37
2000-01 (3)				
Garth Snow	11/24	@ Phi	1-0	36
Garth Snow (2)	12/27	vs. Tor	5-0	40
Garth Snow (3)	1/21	@ Chi	4-0	24
2001-02 (6)				
Johan Hedberg	10/18	@ Ott	3-0	29
Johan Hedberg (2)	11/17	vs. NYR	1-0	26
Johan Hedberg (3)	11/27	vs. NJ	6-0	39
Johan Hedberg (4)	12/4	@ Tor	1-0	27
Johan Hedberg (5)	1/10	@ Buf	2-0	36
Johan Hedberg (6)	1/19	@ Edm	1-0	25

Shutouts

PLAYER	DATE	OPP.	SCORE	SAVES
2002-03 (4)				
J. S. Aubin (5)	10/12	vs. NYR	6-0	30
Johan Hedberg (7)	12/21	vs. Cgy	2-0	23
Sebastien Caron	1/15	@ Car	2-0	26
Sebastien Caron (2)	1/21	@ Buf	0-0	34
2003-04 (3)				
Marc-Andre Fleury	10/30	@ Chi	1-0	20
Sebastien Caron (3)	12/29	vs. Chi	1-0	31
J. S. Aubin (6)	3/9	vs. Dal	4-0	45
2005-06 (2)				
Fleury (2)	3/12	vs. Phi	2-0	22
Caron (4)	3/31	@ NYI	4-0	29
2006-07 (6)				
Fleury (3)	10/5	vs. Phi	4-0	40
Fleury (4)	1/2	vs. Car	3-0	31
Fleury (5)	1/30	vs. Fla	3-0	32

PLAYER	DATE	OPP.	SCORE	SAVES
Fleury (6)	2/3	vs. Wsh	2-0	30
Thibault (1)	3/14	@ NJ	3-0	25
Fleury (7)	3/25	vs. Bos	5-0	29
2007-08 (8)				
Fleury (8)	10/23	vs. NYR	1-0	36
Sabourin (1)	11/5	@ NJ	5-0	20
Fleury (9)	11/24	vs. Atl	5-0	28
Conklin	12/29	vs. Buf	2-0	26
Conklin	1/5	vs. Fla	3-0	35
Sabourin (2)	1/19	@ Mtl	2-0	31
Fleury (10)	3/4	@ TB	2-0	35
Fleury (11)	3/25	@ NJ	2-0	31

TOTAL - 124**HOME - 70****ROAD - 54**

MOST ALL-TIME - Tom Barrasso (22)

MOST ONE YEAR (Ind.) - Tom Barrasso (7) 1997-98

MOST ONE YEAR (Team) - 9 in 1998-99

SHUTOUTS AGAINST

PLAYER	DATE	OPP.	SCORE	SAVES	PLAYER	DATE	OPP.	SCORE	SAVES
1967-68 (5)					1971-72 (6)				
Doug Favell	10/17	@ Phi	1-0	17	Cesare Maniago (4)	10/28	@ Min	2-0	35
Gary Smith	12/27	vs. Cal	0-0	34	Gary Smith (2)	1/8	vs. Chi	4-0	24
Bruce Gamble	1/13	@ Tor	7-0	33	Ernie Wakely (3)	1/22	@ StL	1-0	25
Ed Giacomini	3/17	@ NYR	3-0	20	Bruce Gamble (5)	1/30	@ Phi	4-0	33
Cesare Maniago	3/23	@ Min	3-0	31	Cesare Maniago (5)	2/20	@ Min	2-0	40
1968-69 (8)					1972-73 (3)				
Bernie Parent	10/17	@ Phi	3-0	20	Roger Crozier	11/12	@ Buf	1-0	18
Doug Favell (2)	11/9	vs. Phi	3-0	37	Low/Plante	12/29	vs. Tor	4-0	42
Gerry Desjardins	1/18	@ LA	4-0	30	Ed Giacomini (6)	1/7	@ NYR	3-0	24
Bruce Gamble (2)	1/25	vs. Tor	2-0	30	1973-74 (7)				
Glen Hall	2/12	@ StL	2-0	19	Bernie Parent (5)	10/27	vs. Phi	6-0	23
Lorne Worsley	2/16	vs. Mtl	4-0	36	Dunc Wilson	11/3	@ Tor	6-0	33
Roy Edwards	2/20	@ Det	3-0	26	Bernie Parent (6)	11/4	@ Phi	7-0	29
Ed Johnston	3/2	@ Bos	4-0	19	Ed Giacomini (7)	11/18	vs. NYR	7-0	33
1969-70 (14)					1974-75 (6)				
Gerry Cheevers	10/19	@ Bos	4-0	26	Doug Grant	12/15	vs. Det	2-0	36
Gerry Desjardins (2)	10/22	@ LA	2-0	25	Rogie Vachon	1/16	vs. LA	2-0	34
Ernie Wakely	11/13	@ StL	4-0	25	Rogie Vachon (2)	1/26	vs. LA	2-0	25
Jacques Plante	11/19	vs. StL	4-0	18	1975-76 (2)				
Bruce Gamble (3)	12/6	@ Tor	5-0	25	Rogie Vachon (3)	10/28	@ LA	2-0	23
Bernie Parent (2)	12/21	@ Phi	4-0	28	Rogie Vachon (4)	11/23	vs. LA	0-0	32
Tony Esposito	12/27	vs. Chi	3-0	30	Bernie Parent (7)	12/22	@ Phi	4-0	24
Ernie Wakely (2)	1/3	@ StL	6-0	26	Bernie Parent (8)	3/13	@ Phi	6-0	22
Tony Esposito (2)	1/14	@ Chi	5-0	28	Rogie Vachon (5)	3/22	@ LA	4-0	31
Bruce Gamble (4)	1/17	@ Tor	4-0	38	Ken Dryden	4/2	@ Mtl	6-0	23
Terry Sawchuk	2/1	@ NYR	6-0	29	1970-71 (7)				
Gerry Cheevers (2)	2/14	vs. Bos	3-0	35	Bernie Parent (3)	10/17	vs. Phi	0-0	30
Ed Giacomini (2)	3/8	@ NYR	0-0	25	Ernie Wakely (3)	11/19	vs. StL	1-0	20
Ed Giacomini (3)	3/18	vs. NYR	2-0	30	Cesare Maniago (2)	12/12	vs. Min	1-0	35
1970-71 (7)					1975-76 (2)				
Bernie Parent (3)	10/17	vs. Phi	0-0	30	Rogie Vachon (6)	10/30	@ LA	4-0	21
Ernie Wakely (3)	11/19	vs. StL	1-0	20	Gerry Desjardins (3)	1/11	@ Buf	6-0	28
Cesare Maniago (2)	12/12	vs. Min	1-0	35					
Tony Esposito (3)	2/7	@ Chi	1-0	28					
Ed Giacomini (4)	2/20	vs. NYR	1-0	37					
Ed Giacomini (5)	2/27	vs. NYR	4-0	26					
Cesare Maniago (3)	3/13	vs. Min	0-0	31					

PLAYER	DATE	OPP.	SCORE	SAVES
1976-77 (7)				
Bernie Parent (9)	10/28	@ Phi	3-0	21
Gerry Cheevers (3)	11/24	vs. Bos	4-0	34
Wayne Thomas	1/11	vs. Tor	2-0	30
Gerry Edwards	2/3	@ Cle	0-0	22
Rogie Vachon (7)	3/2	vs. LA	5-0	26
Wayne Stephenson	3/14	@ Phi	4-0	22
Gilles Gilbert	3/27	@ Bos	3-0	11
1977-78 (2)				
Bernie Parent (10)	10/28	@ Phi	11-0	20
Dan Bouchard	1/18	@ Atl	1-0	25
1978-79 (4)				
Dan Bouchard (2)	11/3	@ Atl	2-0	25
Michel Larocque	2/22	@ Mtl	12-0	25
Mario Lessard	3/7	vs. LA	4-0	26
Mike Palmateer	3/11	@ Tor	4-0	39
1979-80 (6)				
Tony Esposito (4)	12/19	@ Chi	0-0	37
Pete Peeters	2/2	vs. Phi	4-0	30
Don Edwards	2/7	@ Buf	9-0	25
Michel Dion	2/24	@ Que	2-0	33
Glenn Resch	3/2	vs. NYI	0-0	22
Bill McKenzie	3/28	@ Col	5-0	30
1980-81 (1)				
Pete Peeters (2)	1/21	vs. Phi	5-0	33
1981-82 (1)				
Pat Riggin	1/16	@ Cgy	4-0	29
1982-83 (3)				
Billy Smith	10/14	@ NYI	9-0	30
Pelle Lindberg	12/4	vs. Phi	0-0	24
Markus Mattson	1/12	vs. Min	7-0	40
1983-84 (4)				
Al Jensen	10/25	vs. Wsh	1-0	26
Mike Liut	12/13	@ StL	2-0	16
Tony Esposito (5)	1/15	@ Chi	2-0	35
Pat Riggin (2)	3/24	@ Wsh	6-0	18

PLAYER	DATE	OPP.	SCORE	SAVES
1984-85 (2)				
Kelly Hrudey	2/2	vs. NYI	4-0	26
Bob Janecyk	3/5	@ LA	6-0	21
1985-86 (1)				
Kelly Hrudey (2)	1/9	@ NYI	9-0	27
1986-87 (2)				
Darren Elliot	12/17	@ LA	3-0	26
Glen Hanlon	1/18	vs. Det	1-0	36
1987-88 (3)				
Allan Bester	10/29	vs. Tor	8-0	26
Kirk McLean	2/17	@ Van	5-0	27
Sean Burke	3/29	@ NJ	4-0	25
1988-89 (1)				
Pete Peeters (3)	1/2	@ Wsh	8-0	14
1989-90 (0)				
1990-91 (0)				
1991-92 (3)				
Don Beaupre	10/29	vs. Wsh	8-0	26
Craig Billington	1/2	@ NJ	4-0	16
Bob Essensa	1/28	vs. Wpg	4-0	38
1992-93 (2)				
Tim Chevalde	11/13	@ Det	8-0	26
John Blue	1/14	@ Bos	7-0	21
1993-94 (0)				
1994-95 (1)				
John Vanbiesbrouck	3/26	@ Fla	2-0	24
1995-96 (2)				
Jocelyn Thibault	12/23	@ Mtl	1-0	29
Chris Osgood	2/3	@ Det	3-0	23
1996-97 (1)				
Mike Richter	3/24	@ NYR	3-0	34

PLAYER	DATE	OPP.	SCORE	SAVES
1997-98 (6)				
Andy Moog	10/8	vs. Mtl	3-0	26
Martin Brodeur	12/4	vs. NJ	4-0	28
Andy Moog (2)	12/27	vs. Mtl	1-0	19
Damien Rhodes	1/20	vs. Ott	0-0	23
Dominik Hasek	3/15	@ Buf	3-0	22
Ed Belfour	3/22	@ Dal	0-0	20
1998-99 (3)				
Darren Pupa	10/21	@ TB	5-0	28
Byron Dafoe	1/7	vs. Bos	0-0	26
Jamie Storr	12/22	vs. LA	3-0	25
1999-00 (2)				
Jeff Hackett	3/8	vs. Mtl	3-0	24
Patrick Lalime	3/9	@ Ott	7-0	16
2000-01 (1)				
Martin Brodeur (2)	10/28	vs. NJ	9-0	21
2001-02 (10)				
Curtis Joseph	10/27	@ Tor	4-0	23
Brian Boucher	10/31	@ Phi	3-0	27
Roberto Luongo	11/7	@ Fla	2-0	17
Tomas Vokoun	11/23	@ Nas	5-0	27
Evgeni Nabokov	11/29	@ SJ	5-0	38
Tom Barrasso	12/16	vs. Car	7-0	11
Martin Brodeur (3)	12/26	@ NJ	4-0	20
Jecelyn Thibault (2)	1/6	@ Chi	2-0	22
Jose Theodore	2/7	@ Mtl	1-0	30
Jose Theodore (2)	4/1	vs. Mtl	3-0	28
2002-03 (10)				
Ed Belfour (2)	10/10	vs Tor	6-0	33
J. S. Giguere	12/15	@ Ana	5-0	19
Roberto Luongo (2)	1/18	@ Fla	3-0	35
Martin Biron	1/21	@ Buf	0-0	23
Roberto Luongo (3)	2/6	vs Fla	6-0	28
Patrick Lalime (2)	2/12	vs. Ott	3-0	20
Mike Dunham	2/14	@ NYR	1-0	26
Tomas Vokoun (2)	2/27	@ Nas	6-0	22
Kevin Weekes	3/6	vs Car	4-0	21
Roman Cechmanek	3/29	@ Phi	3-0	20

PLAYER	DATE	OPP.	SCORE	SAVES
2003-04 (7)				
Cristobal Huet	10/10	vs. LA	3-0	11
Nikolai Khabibulin	11/8	@ TB	9-0	15
Corey Schwab	12/27	vs. NJ	2-0	21
Mikael Tellqvist	1/15	vs. Tor	5-0	25
Jose Theodore (3)	1/10	vs. Mtl	8-0	25
Scott Clemmensen	1/20	vs. NJ	3-0	25
Roberto Luongo (3)	2/20	@ Fla	2-0	34
2005-06 (5)				
Mike Dunham (2)	11/9	@ Atl	5-0	26
Manny Fernandez	12/8	vs. Min	5-0	22
Curtis Sanford	12/13	@ Stl	3-0	21
Mikael Tellqvist	3/19	vs. Tor	1-0	21
Sean Burke	4/8	@ TB	1-0	25
2006-07 (3)				
Dominik Hasek	10/7	vs. Det	2-0	13
Martin Brodeur (4)	12/26	@ NJ	3-0	26
Martin Brodeur (5)	2/27	vs. NJ	1-0	31
2007-08 (3)				
Henrik Lundqvist	12/18	@ NYR	4-0	18
John Halmqvist	1/18	vs. TB	3-0	27
Martin Biron	4/6	@ Phi	2-0	20

TOTAL - 154
AT PITTSBURGH - 60
ON THE ROAD - 94

MOST SHUTOUTS AGAINST - Bernie Parent (10)
MOST ONE YEAR (Ind.) - Rogie Vachon (3) 1974-75
MOST ALL TIME (Team) - Philadelphia (18)
MOST ONE YEAR (Team) - NYR, STL & LA (3) 1969-70, 1969-70 & 1974-75

FASTEST GOALS

TEAMS

FASTEST TWO GOALS

BOTH TEAMS	0:04	Wayne Bianchin (Pittsburgh) & Guy Chouinard (Atlanta), March 15, 1977 at Atlanta in a 7-3 Flames win. (NHL Record)
PENGUINS	0:06	Paul Coffey & Troy Loney, Feb. 22, 1990 vs. NY Islanders in a 4-3 Pittsburgh win.
	0:06	Mark Recchi and John Cullen, Feb. 16, 1990 at Winnipeg in a 3-3 tie.
OPPONENTS	0:06	Guy Lafleur and Steve Shutt (Montreal), April 2, 1975 at Montreal in a 6-0 Canadiens win.
	0:06	Sylvain Turgeon (2) (Hartford), March 28, 1987 at Hartford in a 5-4 Whalers win.
	0:06	Rick Tocchet & Jeremy Roenick (Phoenix), Jan. 13, 1999 at Phoenix in a 5-3 Coyotes win.

FASTEST THREE GOALS

BOTH TEAMS	0:30	Mario Lemieux (2) & Al Iafrate (Toronto), Oct. 17, 1989 vs. Toronto
PENGUINS	0:27	Al McDonough, Ken Schinkel & Ron Schock, Nov. 22, 1972 vs. St. Louis in a 10-4 Pittsburgh win.
OPPONENTS	0:21	Micheal Pivonka & Steve Leach (2), Nov. 25, 1990 at Washington in a 7-3 Capitals win.

FASTEST FOUR GOALS

BOTH TEAMS	1:17	Pierre Larouche (Pittsburgh), Guy Lafleur (2) & Pete Mahovlich (Montreal), Jan. 26, 1975 at Montreal in a 7-2 Canadiens win.
PENGUINS	1:39	Alexei Kovalev (2) Jaromir Jagr & Stu Barnes, Dec. 12, 1998 at St. Louis in a 4-3 Pittsburgh win.
OPPONENTS	1:22	Bobby Clarke, Ilkka Sinisalo, Reggie Leach & Ken Linseman (Philadelphia), Oct. 11, 1981 at Philadelphia in an 8-2 Flyers win.

FASTEST FIVE GOALS

BOTH TEAMS	3:34	Paul Reinhart, Jyrki Lumme, Greg Adams (Vancouver), Bob Errey & Tony Tanti (Pittsburgh), Mar. 11, 1990 at Vancouver in a 5-3 Canucks win.
PENGUINS	2:07	Bryan Hextall, Jean Pronovost, Al McDonough, Ken Schinkel & Ron Schock, Nov. 22, 1972 vs. St. Louis in a 10-4 Penguins win.
OPPONENTS	2:37	Duane Sutter (2), Bryan Trottier (2) & John Tonelli (NY Islanders), Jan. 26, 1982 at New York in a 9-2 Islanders win.

FASTEST GOAL, START OF GAME

PENGUINS	0:06	Jean Pronovost, Mar. 25, 1976 at St. Louis in a 5-2 Blues win.
OPPONENTS	0:09	Ross Lonsberry (Philadelphia), Oct. 20, 1977 at Philadelphia in an 11-0 Flyers win.

FASTEST GOAL, START OF SECOND PERIOD

PENGUINS	0:07	Lowell MacDonald, Feb. 10, 1973 at Boston in a 6-3 Bruins win.
OPPONENTS	0:07	Joey Johnston (California), Oct. 20, 1973 at Pittsburgh in a 5-3 Penguins win.
	0:07	Stan Gilbertson (Washington), Nov. 12, 1975 at Washington in a 6-6 tie.

FASTEST GOAL, START OF THIRD PERIOD

PENGUINS	0:11	Martin Straka, Oct. 18, 2003 vs. Detroit in a 4-3 Penguins win.
OPPONENTS	0:13	Jannie Ojanen (New Jersey), Oct. 24, 1992 at New Jersey in a 4-3 Penguins win.

FASTEST GOAL, OVERTIME

PENGUINS	0:13	Kevin Stevens, Mar. 21, 1991 vs. NY Rangers in a 5-4 win.
OPPONENTS	0:08	Tony Amonte (NY Rangers), Feb. 21, 1994 at New York in a 4-3 Rangers win.

*Fastest Goals - Teams and Individuals***EARLIEST WINNING GOAL**

PENGUINS	0:32	Martin Straka, Mar. 13, 1999 vs. Philadelphia in a 4-0 win.
OPPONENTS	0:09	Ross Lonsberry (Philadelphia), Oct. 9, 1983 at Philadelphia in an 11-0 Flyers win.

FASTEST TWO GOALS FROM START OF GAME

PENGUINS	0:29	George Ferguson & Greg Malone, Dec. 6, 1980 vs. Chicago in a 6-4 Penguins win.
OPPONENTS	0:40	Tim Kerr & Bill Barber (Philadelphia), Oct. 9, 1983 at Philadelphia in a 7-1 Flyers win.

INDIVIDUALS**FASTEST TWO GOALS**

PENGUINS	0:07	Martin Straka, Feb. 11, 2000 vs. Edmonton (Tommy Salo) in a 2-2 tie.
	0:07	Wally Boyer, Mar. 5, 1970 at Detroit (Roy Edwards) in a 5-3 Red Wings win.
OPPONENTS	0:06	Sylvain Turgeon (Hartford), Mar. 28, 1987 at Hartford (Pat Riggin) in a 5-4 Whalers win.

FASTEST TWO ASSISTS

PENGUINS	0:07	Ron Schock, Mar. 5, 1970 at Detroit on two goals by Wally Boyer in a 5-3 Red Wings win.
OPPONENTS	0:06	Pete Mahovlich (Montreal), April 2, 1975 at Montreal on goals by Guy Lafleur and Steve Shutt in a 6-0 Canadiens win.

FASTEST THREE GOALS

PENGUINS	4:10	Nils Ekman, Nov. 8, 2006 vs. Tampa Bay (Johan Holmqvist) in a 4-3 Penguins loss.
OPPONENTS	1:18	Derek King (NY Islanders), Oct. 15, 1991 at New York (Tom Barrasso) in a 7-6 Penguins overtime victory.

FASTEST FOUR GOALS

PENGUINS	14:54	Mario Lemieux, Jan. 26, 1997 at Montreal (Jocelyn Thibault) in a 5-2 Penguins win.
OPPONENTS	34:40	Stan Gilbertson (Washington), April 6, 1975 at Washington (Bob Johnson) in an 8-4 Capitals win.

DRAFT PICKS ALL-TIME

1967 EXPANSION DRAFT

Joe Daley	G	Detroit
Roy Edwards	G	Chicago
Earl Ingarfield	C	NY Rangers
Al MacNeil	D	NY Rangers
Larry Jeffrey	LW	Toronto
(Traded to NY Rangers for George Konik, Paul Andrea, Dunc McCallum and Frank Francis)		
Ab McDonald	LW	Detroit
Leo Boivin	D	Detroit
Noel Price	D	Montreal
Keith McCreary	LW	Montreal
Ken Schinkel	RW	NY Rangers
Bob Dillabough	C	Boston
Art Stratton	C	Chicago
Val Fonteyne	LW	Detroit
Jeannot Gilbert	C	Boston
Tom McCarthy	LW	Montreal
Bill Dea	LW	Chicago
Bob Rivard	LW	Montreal
Mel Pearson	LW	Chicago
Andy Bathgate	RW	Detroit
Les Hunt	D	NY Rangers

1967

1/2	Steve Rexe	G	Belleville
2/11	Bob Smith	C	S.S. Marie

1968

1/4	Garry Swain	C	Niagara Falls
2/14	Ron Snell	RW	Regina
3/21	Dave Simpson	D	Port Arthur MARRS

1969

1/4	Traded to Boston for Jean Pronovost and John Arbour		
2/15	Rick Kessell	C	Oshawa
3/26	Michel Briere	C	Shawinigan
4/38	Yvon Labre	D	Toronto
5/50	Rusty Patenaude	RW	Calgary
6/62	Paul Hoganson	G	Toronto
7/73	Traded to St. Louis for cash		
8/79	Traded to Montreal for cash		

1970 INTRA-LEAGUE DRAFT

1/7	Lowell MacDonald	RW	Springfield
-----	------------------	----	-------------

1970

1/7	Greg Polis	LW	Estevan
-----	------------	----	---------

2/21	John Stewart	LW	Flin Flon
3/35	Larry Bignell	D	Edmonton
4/49	Connie Forey	LW	Ottawa
5/63	Steve Cardwell	LW	Oshawa
6/77	Bob Fitchner	C	Brandon
7/90	Jim Pearson	D	St. Catherines
8/102	Cam Newton	G	Kitchener
9/110	Ron Lemieux	D	Dauphin

1971

1/4	Traded to St. Louis with Lou Angotti for Ron Schock, Craig Cameron and 1972 second-round choice		
2/18	Brian McKenzie	LW	St. Cahterines
3/32	Joe Norris	D	Toronto
4/46	Gerry Methe	LW	Oshawa
5/60	Dave Murphy	G	North Dakota
6/74	Ian Williams	RW	Notre Dame
7/88	Doug Elliott	D	Harvard
8/102	Traded to Vancouver for 1972 NHL Expansion Draft protection		

1972

1/4	Traded to Minnesota for Bob Woytowich		
2/24	Jack Lynch	D	Oshawa
2/30	Bernie Lukowich	RW	New Westminster
(Choice acquired from St. Louis in Lou Angotti trade)			
3/40	Denis Herron	G	Trois Rivieres
4/56	Ron Lalonde	C	Peterborough
5/72	Brian Walker	C	Calgary
6/88	Jeff Ablett	LW	Medicine Hat
7/104	D'Arcy Keating	D	Notre Dame
8/120	Yves Bergeron	RW	Shawinigan
9/136	Jay Babcock	LW	London
9/149	Don Atchison	G	Saskatoon

1973

1/7	Blaine Stoughton	RW	Flin Flon
2/23	Wayne Bianchin	LW	Flin Flon
2/27	Colin Campbell	D	Peterborough
(Choice acquired from Detroit with 1974 second-round pick for Roy Edwards)			
3/39	Traded to Detroit for Andy Brown and cash		
4/55	Dennis Owchar	D	Toronto
5/71	Guido Tenesi	D	Oshawa
6/87	Don Seiling	LW	Oshawa
7/103	Terry Ewasiuk	LW	Victoria
8/119	Fred Comrie	C	Edmonton
9/134	Gord Lane	D	New Westminister

10/150 Randy Aimoe D Medicine Hat
11/164 Don McLeod C Saskatoon

1974

1/8 Pierre Larouche C Sorel
2/26 Traded to St. Louis with Bryan Watson and Greg Polis for Bob Kelly, Steve Durbano and Ab DeMarco
2/27 Jacques Cossette RW Sorel
(Choice acquired from Detroit for Roy Edwards)
3/44 Choice traded to Detroit with Hank Nowak for Nelson Debenedet
4/62 Mario Faubert D St. Louis Univ.
5/80 Bruce Abehart G London
6/98 William Schneider LW U. of Minnesota
7/116 Robbie Laird LW Regina
8/133 Larry Finck D St. Catherines
9/150 Jim Chicoyne D Brandon
10/166 Rick Uhrich RW Regina
11/181 Serge Gamelin RW Sorel
12/195 Richard Perron D Quebec
13/206 Richard Hindmarch RW Calgary Univ.
14/216 William Davis D Colgate Univ.
15/223 J.D. Mathers D Northeastern

1975

1/13 Gordon Laxton G New Westminster
2/31 Russ Anderson D U. of Minnesota
3/49 Paul Baxter D Winnipeg
4/67 Stu Younger LW Michigan Tech
5/85 Kim Clackson D Victoria
6/103 Pete Morris LW Victoria
7/121 Mike Will C Edmonton
8/139 Tapio Levo D Assat Pori
9/155 Byron Shutt LW Bowling Green
10/170 Frank Salive G Peterborough
11/185 John Glynn D Vermont Univ.
12/196 Lex Hudson D Denver Univ.
13/202 Dan Tsubouchi RW St. Louis Univ.
14/206 Bronislav Stankovsky LW Fargo-Moorehead
15/217 Kelly Secord RW New Westminster

1976

1/2 Blair Chapman RW Saskatoon
(Choice acquired from Kansas City with Simon Nolet & Ed Gilbert for Steve Durbano, Chuck Arnason and 1976 first-round pick.)
1/11 Traded to Kansas City with Steve Durbano & Chuck Arnason for Simon Nolet, Ed Gilbert and 1976 first-round pick.
2/19 Greg Malone C Oshawa

(Choice acquired from Washington for Bob Paradise)

2/29 Peter Marsh RW Sherbrooke
3/47 Morris Lukowich LW Medicine Hat
4/65 Greg Redquest G Oshawa
5/83 Brendan Lowe D Sherbrooke
6/101 Vic Sirko D Oshawa

1977

1/12 Traded to Toronto with Blaine Stoughton for Rick Kehoe
2/30 Jim Hamilton RW London
3/48 Kim Davis C Flin Flon
4/66 Mark Johnson C U. of Wisconsin
5/84 Traded to Los Angeles for Mike Corrigan
6/102 Greg Millen G Peterborough
8/135 Traded to Philadelphia with Gary Inness, 1977 ninth-round pick, 1977 10th-round pick, 1977 11th-round pick and 1977 12th-round pick for Bobby Taylor and Ed Van Impe
9/150 Traded to Philadelphia
10/158 Traded to Philadelphia
11/165 Traded to Philadelphia
12/172 Traded to Philadelphia

1978

1/6 Traded to Philadelphia with a 1978 eighth-round draft choice for Orest Kindrachuk, Ross Lonsberry & Tom Bladon
2/25 Mike Meeker RW Peterborough
3/42 Traded to Montreal for Don Awrey
4/59 Traded to NY Rangers for Dunc Wilson
4/61 Shane Pearsall LW Ottawa
(Choice acquired from Los Angeles with Dave Schultz & Gene Carr for Syl Apps & Hartland Monohan)
5/75 Rob Garner C Toronto
6/92 Traded to Toronto with Dave Burrows for Randy Carlyle and George Ferguson
7/109 Traded to St. Louis for cash
8/126 Traded to Philadelphia with a 1978 first-round pick for Orest Kindrachuk, Ross Lonsberry & Tom Bladon
9/143 Traded to St. Louis for cash
10/160 Traded to St. Louis for cash
11/175 Traded to St. Louis for cash
12/191 Traded to St. Louis for cash
13/205 Traded to St. Louis for cash
14/216 Traded to St. Louis for cash

1979

1/10 Traded to Washington for Hartland Monahan
2/31 Paul Marshall LW Brantford
3/52 Bennett Wolf D Kitchener
4/73 Brian Cross D Brantford
5/94 Nick Ricci G Niagara Falls
6/115 Marc Chorney D North Dakota

1980

1/9	Mike Bullard	C	Brantford
2/30	Traded to Chicago for Dale Tallon		
3/51	Randy Boyd	D	Ottawa
4/72	Tony Feltrin	D	Victoria
5/93	Doug Shedden	C	S.S. Marie
6/114	Pat Graham	LW	Niagra Falls
7/135	Traded to Winnipeg for future considerations		
8/156	Robert Geale	C	Portland
9/177	Brian Lundberg	D	U. of Michigan
10/198	Steve McKenzie	D	St. Albert

1981

1/7	Traded to Montreal for Rod Schutt		
2/28	Steve Gatzos	RW	S.S. Marie
3/49	Tom Thornbury	D	Niagara Falls
4/70	Norm Schmidt	D	Oshawa
5/91	Traded to Washington for Gary Rissling		
6/109	Paul Edwards	D	Oshawa
	(Choice acquired from Hartford for Gilles Lupien)		
6/112	Rod Buskas	D	Medicine Hat
7/133	Geoff Wilson	RW	Winnipeg
8/154	Mitch Lamoureux	C	Oshawa
9/175	Dean DeFazio	LW	Brantford
10/196	Dave Hannan	C	Brantford

1982

1/10	Rich Sutter	RW	Lethbridge
2/31	Traded to Montreal with Denis Herron for Pat Hughes & Rob Holland		
2/38	Tim Hrynewich	LW	Sudbury
	(Choice acquired from Minnesota for Mark Johnson)		
3/52	Troy Loney	LW	Lethbridge
4/73	Traded to Toronto for Paul Harrison		
5/94	Grant Sasser	C	Portland
6/115	Traded to Toronto with a 1983 fifth-round choice for Greg Hotham		
7/136	Grant Couture	D	Lethbridge
8/157	Peter Derksen	LW	Portland
9/178	Greg Gravel	C	Windsor
10/199	Stu Wenaas	D	Winnipeg
11/220	Chris McCauley	RW	London
12/241	Stan Bautch	G	Hibbing HS (MN)

1983

1/1	Traded to Minnesota with George Ferguson for Ron Meighan & Anders Hakansson and 1983 first-round pick		
1/15	Bob Errey	LW	Peterborough

(Choice acquired from Minnesota with Ron Meighan & Anders Hakansson)

2/22	Todd Chalesworth	D	Oshawa
3/43	Traded to Montreal for Gilles Lupien		
3/58	Mike Rowe	D	Toronto
	Choice acquired from Montreal for Gilles Lupien		
4/64	Frank Pietrangelo	G	U. of Minnesota
5/83	Traded to Toronto with for Greg Hotham		
6/104	Pat Emond	C	Hull
7/127	Paul Ames	D	BillERICA HS (MA)
8/143	Traded to Hartford with Russ Anderson for Rick MacLeish		
9/169	Marty Ketola	RW	Cloquet HS (MN)
10/190	Alec Haidy	RW	S.S. Marie
11/211	Garth Hildebrand	LW	Calgary
12/232	Dave Goertz	D	Regina

1984

1/1	Mario Lemieux	C	Laval
1/9	Doug Bodger	D	Kamloops
	(Choice acquired with Moe Mantha from Winnipeg for Randy Carlyle)		
1/16	Roger Belanger	RW	Kingston
	(Choice, Andy Brickley, Mark Taylor, Ron Flockhart and a 1984 third-round choice acquired from Philadelphia for Rich Sutter, 1984 second-round choice and 1984 third-round choice)		
2/22	Traded with Rich Sutter and a 1984 third-round choice for Andy Brickley, Mark Taylor, Ron Flockhart and a 1984 first-round pick		
3/43	Traded with Rich Sutter and a 1984 second-round choice for Andy Brickley, Mark Taylor, Ron Flockhart and a 1984 first-round pick		
3/58	Traded to Vancouver for Keith McCarthy		
4/64	Mark Teevens	RW	Peterborough
5/85	Arto Javanainen	RW	Finland Nat.
6/106	Traded to Edmonton with Kevin McClelland for Tom Roulston		
7/127	Tom Ryan	D	N. Newton HS
8/148	Traded to St. Louis for Gary Edwards		
9/169	John Del Col	LW	Toronto
10/189	Steve Hurt	RW	Hill-Murray HS
11/210	Jim Steen	C	Moorhead HS
12/250	Mark Ziliotto	LW	Streetsville Jr. B

1985

1/2	Craig Simpson	C	Michigan St.
2/23	Lee Giffin	RW	Oshawa
3/44	Traded to Montreal for Denis Herron		
3/58	Bruce Racine	G	Northeastern
	(Choice acquired from Hartford for Greg Malone)		
4/65	Traded to Boston for Randy Hillier		
5/86	Steve Gotaas	C	Prince Albert

Draft Picks All-Time

3/60	Shane Peacock	D	Lethbridge	5/128	Clint Johnson	LW	Duluth-East (MN)
4/82	Joe Tamminen	C	Virginia HS (MN)	6/154	Valentin Morozov	C	CSKA Moscow
5/104	Robert Melanson	D	Hull	7/161	Serge Aubin	C	Granby
6/126	Brian Clifford	C	Nichols Acad.				(Acquired from Hartford for Frank Pietrangelo)
7/148	Ed Patterson	RW	Kamloops	7/180	Drew Palmer	D	Seattle
8/170	Peter McLaughlin	LW	Belmont Hill Prep	8/206	Boris Zelenko	LW	CSKA
9/192	Jeff Lembke	G	Omaha	9/232	Jason Godbout	D	Hill-Murray (MN)
10/214	Chris Tok	D	Greenway(MN)	10/258	Mikhail Kazakevich	C	Yaroslavl
11/236	Paul Dyck	D	Moose Jaw	11/284	Brian Leitza	G	Sioux City
12/258	Pasi Huura	D	Ilves				

1992

1/19	Martin Straka	C	Skoda Plzen
2/43	Marc Hussey	D	Moose Jaw
3/67	Travis Thiessen	D	Moose Jaw
4/91	Todd Klassen	D	Tri-Cities
5/115	Philippe DeRouville	G	College Francais
6/139	Artem Kopot	D	Traktor Chelyabinsk
7/163	Jan Alinc	C	Litvinov
8/187	Fran Bussey	C	Duluth-East (MN))
9/211	Brian Bonin	C	White Bear Lake
10/235	Brian Callahan	LW	Belmont Hill (MA)
11/259	Traded to St. Louis for Gordie Roberts		

1993

1/26	Stefan Bergkvist	D	Leksands
2/52	Domenic Pittis	C	Lethbridge
3/62	Dave Roche	LW	Peterborough
	(Choice acquired in Mark Recchi trade)		
3/78	Traded to Tampa Bay for Peter Taglianetti		
4/104	Jonas Junkka	D	Kiruna
5/130	Chris Kelleher	D	St. Sebastian's HS
6/156	Patrick Lalime	G	Shawinigan
7/182	Sean Selmsler	LW	Red Deer
8/208	Larry McMorrان	C	Seattle
9/234	Tim Harberts	C	Wayzata HS
10/260	Leonid Toropchenko	C	Springfield
11/286	Hans Jonsson	D	MoDo

1994

1/24	Chris Wells	C	Seattle
2/50	Richard Park	C	Belleville
3/57	Sven Butenschon	D	Brandon
	(Acquired from Hartford for Frank Pietrangelo)		
3/73	Greg Crozier	LW	Lawrence Acad.
	(Acquired from Boston for Paul Stanton)		
3/76	Alexei Krivchenkov	D	CSKA Moscow
4/102	Thomas O'Connor	D	Springfield

1995

1/24	Aleksey Morozov	RW	Krylja Sovetov
2/50	Traded to Los Angeles with Rick Tocchet for Luc Robitaille		
3/76	J. S. Aubin	G	Sherbrooke
4/102	Oleg Belov	C	CSKA
5/128	Jan Hrdina	C	Seattle
6/154	Alexei Kolkunov	C	Krylja Sovetov
7/180	Derrick Pyke	RW	Halifax
8/206	Sergei Voronov	D	Dynamo Moscow
9/232	Frank Ivankovic	G	Oshawa

1996

1/23	Craig Hillier	G	Ottawa 67s
2/28	Pavel Skrbek	D	Kladno
	(Acquired from New Jersey for 41st & 49th picks)		
2/41	Traded to New Jersey for 28th pick		
2/49	Traded to New Jersey for 28th pick		
3/72	Boyd Kane	LW	Regina
	(Acquired from Boston with Glen Murray and Shawn McEachern for Bryan Smolinski and Kevin Stevens)		
3/77	Boris Protsenko	RW	Calgary
4/105	Michal Rozsival	D	Jihlava
5/132	Traded to San Jose for Kevin Miller		
6/150	Peter Bergman	C	Kamloops
6/159	Traded to St. Louis for J.J. Daigneault		
7/170	Traded to Edmonton for Tyler Wright		
7/186	Eric Meloche	RW	Cornwall
8/212	Traded to Ottawa for Dave McLlwain		
9/238	Timo Seikkula	C	Junkkarit

1997

1/17	Robert Dome	RW	Las Vegas (IHL)
2/44	Brian Gaffaney	C	North Iowa
3/71	Josef Melichar	D	Budejovice
4/97	Alexandre Mathieu	C	Halifax
5/124	Harlan Pratt	D	Prince Albert
6/152	Petr Havelka	LW	Sparta Praha
7/179	Mark Moore	D	Harvard

8/208	Andrew Ference	D	Portland				(Choice acquired from Anaheim for Kip Miller)
9/234	Eric Lind	D	Avon Old Farms	9/280	Nick Boucher	G	Dartmouth

1998

1/23	Milan Kraft	C	Plzen
2/54	Alexander Zevakhin	LW	CSKA
3/80	David Cameron	C	Prince Albert
	(Choice acquired from Colorado for Francois Leroux)		
4/110	Scott Myers	G	Prince George
5/134	Rob Scuderi	D	Boston College
	(Choice acquired from Buffalo for Jason Woolley)		
5/140	Traded to Vancouver for Josef Beranek		
6/169	Jan Fadrny	C	Slavia Jr.
7/196	Joel Scherban	C	London
8/224	Mika Lehto	G	Assat Jr.
9/244	Toby Petersen	C	Colorado Col.
9/254	Matt Hussey	C	Avon Old Farms

1999

1/18	Konstantin Koltsov	RW	Cherepovets
2/51	Matt Murley	LW	RPI
2/57	Jeremy Van Hoof	D	Ottawa
	(Compensatory pick from Carolina for Ron Francis signing)		
3/86	Sebastien Caron	G	Rimouski
4/115	Ryan Malone	LW	Omaha
5/144	Tomas Skvaridlo	C	Zvolen Jr.
5/157	Vladimir Malenkykh	D	Tolyatti
	(Compensatory pick from Anaheim for Fredrik Olausson signing)		
6/176	Doug Meyer	LW	U. of Minnesota
7/204	Tom Kostopoulos	RW	London
8/233	Darcy Robinson	D	Saskatoon
9/261	Andrew McPherson	LW	RPI

2000

1/18	Brooks Orpik	D	Boston College
2/52	Shane Endicott	C	Seattle
3/84	Peter Hamerlik	G	Skalica
4/114	Traded to Montreal for a 2000 fourth-round and fifth-round choice		
4/124	Michel Ouellet	RW	Rimouski
	(Choice acquired from Montreal)		
5/146	David Koci	D	Sparta Praha Jr
	(Choice acquired from Montreal)		
5/153	Traded to Anaheim for Dan Trebil		
6/185	Patrick Foley	LW	New Hampshire
7/216	Jim Abbott	LW	New Hampshire
8/248	Steve Crampton	RW	Moose Jaw
9/273	Roman Simicek	C	HPK Finland

2001

1/21	Colby Armstrong	RW	Red Deer
2/54	Noah Welch	D	St. Sebastian's
3/86	Drew Fata	D	St. Michael's
3/96	Alexandre Rouleau	D	Val d'Or
4/120	Tomas Surovy	LW	Poprad
4/131	Ben Eaves	C	Boston College
5/156	Andy Schneider	D	Lincoln
6/187	Traded to Columbus for Frantisek Kucera		
7/217	Tomas Duba	G	Sparta Praha Jr
8/250	B. Crawford-West	G	Texas (NAHL)
9/280	Traded to NY Islanders for Dan Trebil		

2002

1/5	Ryan Whitney	D	Boston U.
2/35	Ondrej Nemec	D	Vsetin
3/69	Erik Christensen	C	Kamloops
4/101	Daniel Fernholm	D	Djurgarden
5/136	Andrew Sertich	LW	Greenway
	(Compensatory pick from NY Islanders for Garth Snow signing)		
5/137	Cam Paddock	C	Kelowna
6/171	Robert Goepfert	G	Cedar Rapids
7/202	Patrik Bartschi	C	Kloten
8/234	Maxime Talbot	C	Hull
8/239	Ryan Lannon	D	Harvard
	(Compensatory pick from St. Louis for Marc Bergevin signing)		
9/265	Dwight Labrosse	G	Guelph

2003

1/1	Marc-Andre Fleury	G	Cape Breton
	(Choice acquired from Florida with 2001 third-round choice for 2001 first-round choice, 2001 second-round compensatory choice and Mikael Samuelsson)		
	Traded to Florida		
1/3			
2/32	Ryan Stone	C	Brandon
2/55	Traded to Florida		
3/70	Jonathan Filewich	RW	Prince George
3/73	Daniel Carcillo	LW	Sarnia
	(Choice acquired from Florida)		
4/103	Traded to Columbus for Jamie Pushor		
4/121	Paul Bissonnette	D	Saginaw
	(Choice acquired from Boston for Ian Moran)		
5/139	Traded to San Jose for Shawn Heins		
5/161	Evgeni Isakov	LW	Cherepovets
	(Choice acquired from NY Islanders for Randy Robitaille)		

6/169	Lukas Bolf	D	Sparta Praha Jr	4/111	Luca Caputi	LW	Mississauga
7/199	Andy Chiodo	G	St. Michael's	4/118	Alex Grant	D	Saint John
7/229	Stephen Dixon	C	Cape Breton	5/141	Jake Muzzin	D	Sault Ste. Marie
	(Choice acquired from Philadelphia for Stephane Richer)			6/171	Dustin Jeffrey	C	Sault Ste. Marie
8/232	Joe Jensen	C	St. Cloud St.				
9/263	Matt Moulson	LW	Cornell				

2004

1/2	Evgeni Malkin	C	Magnitogorsk
2/31	Johannes Salmonsson	LW	Djurgarden
2/61	Alex Goligoski	D	Grand Rapids
	(Choice acquired from Vancouver for Johan Hedberg)		
3/67	Nick Johnson	RW	St. Albert
3/85	Brian Gifford	C	Moorhead
	(Choice acquired from Calgary for Andrew Ference)		
4/99	Tyler Kennedy	C	Sault Ste. Marie
5/130	Michal Sersen	D	Rimouski
6/164	Moises Gutierrez	RW	Kamloops
7/194	Chris Peluso	D	Brainerd
7/222	Jordan Morrison	C	Peterborough
	(Choice acquired from Vancouver for Marc Bergevin)		
8/228	David Brown	G	Notre Dame
9/259	Brian Ihnacak	C	Brown U.

2005

1/1	Sidney Crosby	C	Rimouski
2/61	Michael Gergen	LW	Shattuck-SM
3/62	Kris Letang	D	Val d'Or
4/125	Tommi Leinonen	D	Karpat Jr.
5/126	Tim Crowder	RW	South Surrey
6/194	Jean-Philippe Paquet	D	Shawinigan
7/195	Joe Vitale	C	Sioux Falls

2006

1/2	Jordan Staal	C	Peterborough
2/32	Carl Sneepe	D	Lincoln
3/65	Brian Strait	D	US NTDP U-18
4/95	Traded to Chicago for Jocelyn Thibault		
5/125	Chad Johnson	G	Alaska-Fairbanks
6/155	Traded to Florida for Eric Cairns		
7/185	Timo Seppanen	D	IFK Jr.

2007

1/20	Angelo Esposito	C	Quebec
2/51	Keven Veilleux	C	Victoriaville
3/78	Robert Bortuzzo	D	Kitchener
3/80	Casey Pierro-Zabotel	C	Merritt

MELLON ARENA RECORDS

TEAM RECORDS

MOST GOALS IN ONE GAME

Pittsburgh	12	Dec. 26, 1991 - in a 12-1 win vs. Toronto March 15, 1975 - in a 12-1 win vs. Washington.
Opponent	11	Nov. 25, 1992 - by NY Rangers in an 11-3 win at Pittsburgh

MOST SHOTS IN GAME

Pittsburgh	65	March 15, 1975 - in a 12-1 win vs. Washington.
Opponent	55	October 23, 1976 - by Montreal in a 9-1 win at Pittsburgh.

MOST PENALTY MINUTES IN A GAME

Pittsburgh	144	January 19, 1980 - in a 5-2 loss vs. Edmonton.
Opponent	123	January 19, 1980 - by Edmonton in a 5-2 win at Pittsburgh.

MOST GOALS IN A PERIOD

Pittsburgh	8	Dec. 17, 1991 - in a 10-2 win vs San Jose. (2nd period)
Opponent	6	Six times - last time - Nov. 25, 1992 by NY Rangers in an 11-3 win at Pittsburgh. (3rd Period)

INDIVIDUAL RECORDS

MOST GOALS IN A GAME

Pittsburgh	5	Mario Lemieux, March 26, 1996 in an 8-4 win vs. St. Louis.
	5	Mario Lemieux, Dec. 31, 1988 in an 8-6 win vs. New Jersey
Opponent	4	John Madden (New Jersey), Oct. 28, 2000 - in a 9-0 win. Randy McKay (New Jersey), Oct. 28, 2000 - in a 9-0 win. Mike Ridley (Washington), Oct. 11, 1988 - in an 8-7 loss. Wayne Gretzky (Edmonton), Feb. 22, 1984 - in a 9-2 win. Denis Maruk (California), Nov. 18, 1975 - in a 5-3 win.

MOST ASSISTS IN A GAME

Pittsburgh	6	Mario Lemieux, Nov. 1, 1995 - in a 10-0 win vs. Tampa Bay. Mario Lemieux, Oct. 15, 1988 - in a 9-2 win vs. St. Louis. Greg Malone, Nov. 28, 1979 - in a 7-2 win vs. Quebec. Ron Stackhouse, March 8, 1975 - in a 8-2 win vs. Philadelphia.
Opponent	6	Patrik Sundstrom (Vancouver), Feb. 29, 1984 - in 9-5 win at Pit.

MOST POINTS IN A GAME

Pittsburgh	8	Mario Lemieux, Dec 31, 1988 - in an 8-6 win vs. New Jersey. Mario Lemieux, Oct. 15, 1988 - in a 9-2 win vs. St. Louis.
Opponent	7	Patrik Sundstrom, (Vancouver), Feb. 29, 1984 - in a 9-5 win at Pittsburgh.

MOST PENALTY MINUTES IN A GAME

Pittsburgh	51	Russ Anderson, Jan. 19, 1980 - in a 5-2 loss vs. Edmonton.
Opponent	34	Dave Lumley (Edmonton), Jan. 19, 1980 - in a 5-2 win at Pittsburgh.

MOST SAVES IN A GAME

Pittsburgh	51	Tom Barrasso, Jan. 31, 1998 - in a 4-2 win vs. Detroit.
Opponent	53	Wayne Thomas, (Montreal), March 10, 1974 - in a 5-4 win at Pittsburgh.

COMEBACKS

Nov. 4, 1972 (Pittsburgh) - The Rangers held a 4-1 lead late in the first period, before Pittsburgh rallied for a 6-4 win. Bryan Hextall scored twice and Eddie Shack netted the game-winner.

Mar. 29, 1972 (Pittsburgh) - California led 4-1 at 14:34 of the second period, before Pittsburgh tallied four consecutive goals. Jean Pronovost recorded the game-winner at 14:34 of the third.

Apr. 1, 1973 (Pittsburgh) - Philadelphia led 4-1 before the Pens recorded four unanswered goals. Jean Pronovost recorded the winner at 18:47 of the third.

Feb. 28, 1976 (Pittsburgh) - Vancouver led 4-1 at 14:04 of the second, before the Pens posted four unanswered goals. Bob Kelly netted the game-winner at 10:39 of the third.

Dec. 26, 1977 (Toronto) - Toronto held a 3-0 lead at the mid-way point of the first period, but two Jean Pronovost goals along with Blair Chapman's goal at 19:28 of the third gave the Pens a 5-4 win.

Dec. 31, 1978 (Detroit) - Detroit led 4-0 at 15:11 of the second, but five Penguins recorded goals for the 5-4 win. Randy Carlyle scored at 19:53 of the third for the win.

Oct. 23, 1985 (Toronto) - Pittsburgh trailed 4-1 in the second period, but came back for a 5-4 victory. Jim McGeough recorded the game-winner at 18:28.

Jan. 19, 1985 (Pittsburgh) - Chicago led 4-0 at the end of the first period, but Pittsburgh tallied five times in the second for a 5-4 win. Troy Loney picked-up the game-winner.

Oct. 9, 1986 (Pittsburgh) - Washington jumped out to a 3-0 lead in the season opener, but Randy Cunneynworth's hat trick gave the Penguins a 5-4 victory.

Feb. 24, 1986 (Pittsburgh) - Los Angeles led 4-0 after one period, but won 6-5 with Doug Shedden's overtime goal at 3:54. It was Pittsburgh's first overtime victory.

Nov. 25, 1987 (Pittsburgh) - Quebec led 4-0 at the 12-minute mark of the second, but Pittsburgh reeled off six goals, including Rob Brown's game-winner at 11:35 of the third.

Dec. 20, 1987 (NY Rangers) - The Rangers took a quick 3-0 lead, but Pittsburgh recorded four goals in the first en route to an 8-4 win.

Jan. 3, 1987 (Pittsburgh) - Montreal led 3-0 after the first, but Pittsburgh recorded six consecutive goals to win 6-4. Randy Cunneynworth scored twice, including the game-winner at 8:49 of the third.

Mar. 25, 1989 (Pittsburgh) - New Jersey built a 3-0 lead after one period, but Mario Lemieux's third goal with five seconds left gave Pittsburgh a 5-4 win.

Feb. 22, 1990 (Pittsburgh) - The Islanders led 3-0 after one period, but Pittsburgh battled back for a 4-3 win on Randy Gilhen's goal at 4:26 of the third.

Oct. 15, 1991 (NY Islanders) - The Penguins trailed 6-2 just 20 seconds into the third period, but tied the game with four goals in the final frame, including two by Mario Lemieux. Phil Bourque's tally at 2:30 gave Pittsburgh a 7-6 win.

Feb. 21, 1991 (Pittsburgh) - Toronto led 3-0 in the second before Pittsburgh netted six in a row on the way to an 11-4 win.

Dec. 12, 1992 (Pittsburgh) - New Jersey led 3-0 in the first, but Kevin Stevens completed his hat trick in overtime to give Pittsburgh a 6-5 win.

Dec. 7, 1995 (Pittsburgh) - Montreal led 4-0 in the second, but Pittsburgh answered with seven unanswered goals, two each by Mario Lemieux and Tomas Sandstrom, for a 7-5 win.

Nov. 1, 1997 (Pittsburgh) - Vancouver led 6-3 in the second, but the Penguins scored four unanswered goals, including Rob Brown's overtime game-winner for a 7-6 win.

Feb. 10, 2001 (Pittsburgh) - New Jersey jumped out to a 3-0 first period lead, only to watch the Penguins tally four straight goals to give the home team a one goal cushion. The Devils tied the game with 4:12 to play, but Alexei Kovalev completed his hat trick at 18 seconds of overtime to pull out the 5-4 win.

Feb. 17, 2001 (Columbus) - The Penguins trailed the Blue Jackets, 2-1, with under a minute to play when Robert Lang tallied at 19:10 to force overtime. Alexei Kovalev then iced the game at 1:19 of the extra frame.

Mar. 31, 2001 (Pittsburgh) - The Penguins spotted St. Louis a 3-1 lead after two periods, but third period scores by Alexei Kovalev, Mario Lemieux and Jaromir Jagr (2) gave Pittsburgh a 5-3 victory at home.

Oct. 27, 2005 (Pittsburgh) - The Penguins fell into a 4-0 hole in the first 9:50 against Atlanta. However, Mario Lemieux sparked a seven-goal spree as he tallied two in the first period. Sergei Gonchar and John LeClair both scored twice and the Penguins rolled to a 7-5 victory.

March 6, 2007 (Ottawa) - Ottawa held a 4-1 lead through two periods. The Penguins rallied for three-straight goals in 2:48 in the third period, sparked by Jordan Staal's NHL rookie record seventh short-handed goal. The Penguins won the game in an overtime shootout on Sidney Crosby's goal.

HISTORIC DATES

June 5, 1967 - Pittsburgh Penguins franchise joins the National Hockey League

October 11, 1967 - Penguins first NHL game is played at the Civic Arena vs Montreal. Penguins lose to Montreal, 2-1, with 9,307 fans on hand. Andy Bathgate scores the Penguins first goal.

October 13, 1967 - Penguins record first victory as they defeat St. Louis, 3-1, on the road.

February 3, 1968 - Penguins first sellout at Civic Arena vs. Toronto (12,563).

March 22, 1968 - Donald Parsons heads a Michigan group which purchases 80% of the Penguins franchise.

April 1, 1970 - Penguins defeat Philadelphia, 4-1, to clinch second place in the Western Division, putting them in the playoffs for the first time.

April 8, 1970 - Penguins defeat Oakland, 2-1, in club's first playoff game.

May 21, 1970 - Jack Riley, club's general manager for first three years, is promoted to president and coach Red Kelly is promoted to general manager/coach.

April 13, 1971 - Michel Briere dies from injuries suffered in an auto accident on May 15, 1970.

April 21, 1971 - Thayer Potter heads a Pittsburgh group which buys the team.

January 29, 1972 - Red Kelly steps down as general manager but remains coach and Jack Riley regains general manager duties.

January 30, 1973 - Greg Polis wins MVP honors at NHL All-Star Game in New York after scoring two goals.

January 13, 1974 - Jack Button is named general manager of the Penguins.

January 22, 1975 - Syl Apps named MVP in the NHL All-Star Game in Montreal after scoring two goals.

February 22, 1975 - Penguins defeat St. Louis, 3-2, to establish a 20-game home unbeaten streak, which is still a club record.

June 13, 1975 - Pittsburgh Penguins declare bankruptcy.

July 11, 1975 - Albert Savill, Otto Frenzel and Wren Blair buy Penguins.

July 29, 1975 - Marc Boileau rehired as coach.

March 24, 1976 - Jean Pronovost becomes the first Penguin to score 50 goals in a season and Pierre Larouche becomes first Penguin to record 100 points in one season vs. Boston.

December 3, 1976 - Aldege "Baz" Bastien named club's general manager.

April 5, 1978 - Edward J. DeBartolo takes control of the club, having purchased one-third of the franchise the year before.

January 3, 1980 - Penguins defeat New York Islanders, 4-3, to gain first place in the Norris Division for the first time in club history.

January 30, 1980 - Black and gold uniform worn for the first time vs. St. Louis.

December 13, 1980 - Paul Gardner becomes first Penguins player to score four goals in one game in a 6-5 loss to Philadelphia.

June 3, 1981 - Randy Carlyle named to NHL First All-Star Team.

June 4, 1981 - Randy Carlyle wins the Norris Trophy as the league's best defenseman and Rick Kehoe wins the Lady Byng Trophy as the player who combines sportsmanship with a high standard of play.

July 1, 1981 - Edward J. DeBartolo takes over the Civic Arena.

February 21, 1982 - Penguins defeat the New York Islanders, 4-3, to break their then NHL Record 15-game winning streak.

March 15, 1983 - General Manager Baz Bastien dies as a result of an auto accident.

May 27, 1983 - Ed Johnston is promoted to general manager.

June 9, 1984 - Penguins draft Mario Lemieux, Doug Bodger and Roger Belanger in the first round of Entry Draft, marking the only time in club history that Pittsburgh selected more than one player in the first round. It is also the only time the Penguins have chosen first overall.

June 19, 1984 - Mario Lemieux signs a contract with the Penguins.

February 12, 1985 - Mario Lemieux is named MVP in the NHL All-Star Game in Calgary after scoring two goals and one assist.

April 7, 1985 - Mario Lemieux scores his 100th point to become the third rookie in NHL history to score 100 or more points in a season.

June 12, 1985 - Mario Lemieux wins the Calder Memorial Trophy as the NHL's top rookie.

May 26, 1986 - Mario Lemieux wins the Lester B. Pearson Award presented by the Players' Association to the Outstanding Player in the NHL.

October 22, 1986 - Penguins defeat Buffalo, 5-4, in OT to extend their club record beginning of the season winning streak to seven games.

February 9, 1988 - Mario Lemieux is named MVP in NHL All-Star Game in St. Louis after scoring three goals, including the game winner in OT, and three assists.

April 14, 1988 - Tony Esposito is hired by Penguins and assumes duties of vice-president and general manager.

June 8, 1988 - Mario Lemieux wins the Art Ross Trophy as the NHL's leading scorer and Hart Memorial Trophy as the league's MVP, becoming the first Penguin to win either award.

June 15, 1988 - Mario Lemieux wins the Lester B. Pearson Award for the second time in his career.

December 31, 1988 - Mario Lemieux becomes the first player in NHL history to score a goal five ways in one game: at even strength, on the power-play, short-handed, on a penalty shot and into an empty net.

April 25, 1989 - Mario Lemieux ties two NHL playoff records with five goals and eight points in one playoff game vs Philadelphia in the Penguins 10-7 win.

June 7, 1989 - Mario Lemieux wins his second consecutive Art Ross Trophy as the league's top scorer with 199 points.

December 5, 1989 - Craig Patrick is named general manager/head coach replacing Tony Esposito and Gene Ubriaco.

- January 21, 1990** - Pittsburgh's Civic Arena plays host to the NHL All-Star Game for the first time and Penguins center Mario Lemieux wins the MVP award. Lemieux scores four goals on his way to his third All-Star MVP award.
- February 14, 1990** - Mario Lemieux's 46-game point scoring streak is halted at the New York Rangers as he leaves the game midway in the second period with a back injury. Lemieux would miss the next 21 games before returning for the final game of the year.
- June 12, 1990** - Bob Johnson is hired as the head coach and Scotty Bowman is named director of development and recruitment.
- December 22, 1990** - Paul Coffey records his 1,000th career NHL point at New York against the Islanders.
- March 26, 1991** - Penguins win their first division title, capturing the Patrick Division crown with a 7-4 win at Detroit.
- April 25, 1991** - With a 4-1 win vs. Washington, the Penguins win their first Patrick Division Playoff Championship.
- May 11, 1991** - The Penguins earn the right to play for their first Stanley Cup Championship, beating the Boston Bruins to capture their first Wales Conference Championship.
- May 25, 1991** - With an 8-0 victory over the Minnesota North Stars, the Penguins become Stanley Cup Champions for the first time in their 24-year history.
- June 24, 1991** - The Penguins visit the White House and meet President George Bush, becoming the first NHL team invited to the White House.
- August 29, 1991** - Penguins Head Coach Bob Johnson is diagnosed with brain tumors, and has emergency surgery that night.
- October 1, 1991** - Scott Bowman is named interim head coach.
- October 17, 1991** - In a game against the New York Islanders, Paul Coffey records his 1,053rd career point to become the NHL's All-Time leading scorer among defensemen, passing Denis Potvin.
- October 19, 1991** - Stanley Cup Championship Banners are raised to the Civic Arena in a pre-game ceremony.
- November 19, 1991** - The National Hockey League confirms Howard Baldwin, Morris Belzberg and Thomas Ruta as new Penguins ownership.
- November 26, 1991** - Bob Johnson passes away at his home in Colorado Springs, CO at the age of 60.
- January 18, 1992** - Pittsburgh has a record five players in the NHL All-Star Game at Philadelphia. Mario Lemieux, Kevin Stevens, Jaromir Jagr and Paul Coffey are named to the starting Wales Conference lineup while Bryan Trottier is added to the team in the veterans category.
- January 30, 1992** - Craig Patrick is signed to a five-year contract as general manager and executive vice-president.
- March 24, 1992** - Mario Lemieux records his 1,000th career NHL point at Detroit in only his 513th career game, becoming the second fastest player to record 1,000 points in NHL history.
- April 1, 1992** - NHL players go on strike.
- April 10, 1992** - NHL players' strike ends.
- April 12, 1992** - NHL games resume after the conclusion of the players' strike.
- May 13, 1992** - Penguins defeat the New York Rangers in six games to capture the Patrick Division Playoff Title.
- May 23, 1992** - Penguins defeat the Boston Bruins in four games to win the Wales Conference Championship for the second consecutive season.
- June 1, 1992** - Penguins defeat the Chicago Blackhawks in four games to win back-to-back Stanley Cup Championships.
- June 12, 1992** - Penguins unveil new team logo at a press conference.
- June 23, 1992** - Bob Johnson, Rick Kehoe and Jean Pronovost are named charter members of the Penguins Hall of Fame.
- October 5, 1992** - Mario Lemieux signs a multi-year contract.
- October 8, 1992** - Stanley Cup Banners are raised in a pre-game ceremony at the Civic Arena.
- October 22, 1992** - Formal inductions of the Charter members of the Penguins Hall of Fame are held in a pre-game ceremony.
- January 12, 1993** - The Penguins announce that Mario Lemieux has been diagnosed with Hodgkin's disease.
- March 2, 1993** - Mario Lemieux returns to the Penguins lineup in Philadelphia after missing the previous 23 games.
- March 28, 1993** - The Penguins win their second Patrick Division Title with a 4-1 victory at Washington.
- April 3, 1993** - Penguins win their first President's Trophy as the NHL's best team with a 5-3 win at Quebec.
- April 9, 1993** - Penguins set an NHL record for the longest winning streak in NHL history, with their 16th consecutive win, a 10-4 victory at the New York Rangers. The Penguins extend the record to 17 games with a 4-2 win vs. the Rangers on April 10.
- June 15, 1993** - Jack Kelley named Penguins president.
- June 17, 1993** - Mario Lemieux wins the Hart Memorial Trophy, the Art Ross Trophy, the Masterton Trophy and the Lester B. Pearson Award.
- June 17, 1993** - Mario Lemieux is named to the NHL First All-Star Team, while Tom Barrasso, Larry Murphy and Kevin Stevens are named to the NHL's Second All-Star Team.
- June 29, 1993** - The Penguins and the Russian Central Army Team announce a working agreement.
- October 28, 1993** - Ron Francis records his 1,000th career NHL point against Quebec.
- March 30, 1994** - Syl Apps is named to the Penguins Hall of Fame.
- April 11, 1994** - The Penguins win their first Northeast Division Title, with a 4-0 win at Ottawa.
- August 29, 1994** - Mario Lemieux announces that he will take a one year medical leave of absence.
- September 30, 1994** - The NHL announces the postponement of the opening of the 1994-95 season.
- January 11, 1995** - The NHL and the NHL Players' Association reach an agreement on a collective bargaining agreement.
- January 20, 1995** - The 1994-95 season begins.
- February 4, 1995** - The Penguins defeat Tampa Bay, 6-3, to tie a club record with their seventh consecutive victory from the start of the season.

- February 7, 1995** - Joe Mullen records his 1,000th career point against the Florida Panthers, to become the first American-born player to record 1,000 or more points.
- February 16, 1995** - The Penguins defeat the Hartford Whalers, 5-2, to extend their club record start of the season unbeaten streak to 13 games (12-0-1).
- April 5, 1995** - Syl Apps formally inducted into the Penguins Hall of Fame.
- May 3, 1995** - Jaromir Jagr records one assist against Florida, to win the 1994-95 NHL scoring title.
- May 3, 1995** - Ron Francis wins the NHL's plus/minus award with a plus 30 rating.
- May 20, 1995** - ICEOPLEX at Southpointe opens to the public.
- July 6, 1995** - Jaromir Jagr named to the NHL First All-Star Team and Larry Murphy selected to the NHL Second All-Star Team.
- Oct. 26, 1995** - Mario Lemieux scores his 500th career goal at the New York Islanders at 17:12 of the third period against Tommy Soderstrom.
- April 26, 1996** - Dave Burrows and Edward J. DeBartolo are named to the Penguins Hall of Fame.
- June 19, 1996** - Mario Lemieux wins his third Hart Trophy as the NHL's most valuable player and is also awarded the Lester B. Pearson Trophy for the third time.
- June 27, 1996** - Craig Patrick signs a new five-year contract as the team's executive vice president and general manager.
- June 27, 1996** - Elaine Heufelder is named to the Penguins Hall of Fame.
- November 30, 1996** - Mario Lemieux becomes the ninth player in NHL history to record 1,400 points and Ron Francis becomes the ninth player to reach 900 assists vs. the Boston Bruins.
- December 28, 1996** - Ron Francis records his 1,300th career point vs. the Buffalo Sabres.
- January 4, 1997** - Jaromir Jagr records his 600th career point.
- January 15, 1997** - Patrick Lalime sets the NHL record for best start by a rookie goaltender from the beginning of his career with a 3-0 win at Hartford. The win boosted his record to 13-0-2.
- January 21, 1997** - Patrick Lalime sets the Penguins record for longest unbeaten streak with a 4-2 win vs. Calgary, running his record to 14-0-2.
- January 26, 1997** - Mario Lemieux scores four goals in one period at Montreal, becoming the 11th player to accomplish the feat.
- February 4, 1997** - Mario Lemieux scores his 600th goal vs. the Vancouver Canucks, becoming just the seventh player to reach the mark.
- February 22, 1997** - Mario Lemieux moves past Stan Mikita for sixth place on the NHL scoring list.
- March 3, 1997** - Craig Patrick takes over head coaching duties and Eddie Johnston is named assistant general manager.
- March 14, 1997** - Joe Mullen scores his 500th career goal in a game against Colorado, becoming the first U.S.-born player to score 500.
- March 20, 1997** - Patrick Lalime records his 20th win of the season, becoming the first Penguin rookie goaltender to reach 20 wins since the 1967-68 campaign when Les Binkley recorded 20.
- March 29, 1997** - Ron Francis scores his 400th career goal vs. the Los Angeles Kings, making the Penguins the first team to have players record their 400th, 500th and 600th goals in the same season.
- April 3, 1997** - Mario Lemieux passes Bobby Hull for sixth place on the career goals list with his 611th vs. Hartford.
- April 26, 1997** - Mario Lemieux plays his last game, a 6-3 playoff loss in Philadelphia.
- May 8, 1997** - Roger Marino officially joins the Penguins ownership group.
- May 13, 1997** - In a formal ceremony, Mayor Tom Murphy renames Auditorium Place, the street encircling the Civic Arena, Mario Lemieux Place. The Civic Arena's address becomes 66 Mario Lemieux Place.
- June 12, 1997** - Kevin Constantine is introduced as the Penguins new head coach.
- October 19, 1997** - Tom Barrasso records his 300th career win in a 4-1 win at Florida, becoming the first American-born goaltender to record 300 wins.
- November 19, 1997** - Mario Lemieux's number 66 is retired and raised to the Civic Arena rafters in a pre-game ceremony before a standing room only crowd of 17,145.
- January 29, 1998** - Ron Francis records his 1,400th career point, becoming the 11th player to reach the mark.
- March 7, 1998** - Ken Wregget records his 200th NHL win in a 6-4 win vs. Philadelphia.
- March 21, 1998** - Ron Francis becomes the seventh player to record his 1,000th career assist, and the Penguins become the 10th NHL team to reach the 1,000 win plateau with a 4-3 win over the Philadelphia Flyers.
- March 29, 1998** - Ron Francis passes Bryan Trottier and moves into ninth place on the NHL all-time scoring list with his 1,426th career point.
- April 15, 1998** - Jaromir Jagr records his 300th career goal vs. Tampa Bay. The Penguins clinch their third Northeast Division Championship (fifth division championship overall) with a 5-1 win over the Lightning.
- April 19, 1998** - Jaromir Jagr collects his second NHL scoring title with 102 points (35+67).
- October 13, 1998** - The Penguins file for Chapter 11 bankruptcy protection.
- January 5, 1999** - Tom Barrasso passes Gump Worsley for 10th place on the all-time wins list with his 336th career victory.
- January 18, 1999** - Kevin Hatcher appears in his 1,000th career game in Anaheim.
- January 31, 1999** - Jaromir Jagr records his 800th career point with a goal vs. Montreal.
- February 21, 1999** - Tom Barrasso appears in his 700th career game at Philadelphia.

- March 5, 1999** - Jaromir Jagr records his 500th career assist vs. the Edmonton Oilers.
- April 17, 1999** - Jaromir Jagr captures his second consecutive Art Ross Trophy, recording 127 points. Jagr wins his third scoring championship overall.
- June 24, 1999** - Mario Lemieux's group is confirmed as the new ownership of the Penguins.
- June 24, 1999** - Jaromir Jagr becomes the second Penguins' player to capture the Hart Trophy as the National Hockey League's most valuable player. He also becomes the second to win the Lester B. Pearson Award.
- October 27, 1999** - Rob Brown appeared in his 500th NHL game.
- November 26, 1999** - Jaromir Jagr records his 900th career point with three goals and an assist in a 5-0 win over Ottawa.
- December 9, 1999** - Herb Brooks takes over head coaching duties from Kevin Constantine.
- April 5, 2000** - Steve Leach appeared in his 700th career game.
- April 9, 2000** - Jaromir Jagr captures his third consecutive Art Ross Trophy and fourth overall with 96 points.
- May 4, 2000** - The Penguins and Flyers play the third longest game in NHL history, a five-overtime, 152:01 marathon which the Flyers win, 2-1. Penguins goaltender Ron Tugnutt makes 70 saves in the game.
- June 21, 2000** - Ivan Hlinka is named the 19th head coach in Pittsburgh Penguins history.
- June 22, 2000** - Jaromir Jagr wins his second Lester B. Pearson Award.
- Sept. 15, 2000** - The Penguins exhibition season opens with the first game ever for the Columbus Blue Jackets at Mellon Arena.
- Sept. 16-23, 2000** - The Penguins open their second week of training camp with an exhibition game in Wilkes-Barre/Scranton, and spend the next week at the home of the AHL affiliate.
- Oct. 7, 2000** - The Penguins face-off against the Nashville Predators just outside of Tokyo, Japan to open up their 2000-01 regular season. Nashville comes away with a 3-1 victory.
- Oct. 14, 2000** - Jaromir Jagr records his first career four-goal game, and rookies Milan Kraft and Roman Simicek net their first career NHL goals in the Pens' 6-4 win over the New York Rangers at Mellon Arena.
- Nov. 11, 2000** - USA Hockey announces that Penguins' general manager Craig Patrick will take on the same capacity for the 2002 US Olympic team, and former Penguins head coach and current scout Herb Brooks will coach the team.
- Nov. 13, 2000** - Former player and current Penguins assistant coach Joe Mullen is inducted into the Hockey Hall of Fame in Toronto.
- Dec. 8, 2000** - The Penguins announce that Mario Lemieux will attempt to make a comeback after three-and-a-half years of retirement.
- Dec. 12, 2000** - Lemieux makes the announcement official at a press conference, saying he is coming back to the league so that his young son Austin can watch him play. Lemieux states he has been working out privately with former teammate Jay Caufield for several weeks to get back in game shape.
- Dec. 19, 2000** - More than 500 people cram the bleachers to watch Lemieux in his first practice with the team.
- Dec. 27, 2000** - Lemieux returns to the Penguins active roster in a game against the Toronto Maple Leafs at home, and puts three points (1+2) on the scoresheet. Pittsburgh wins the historic contest, 5-0.
- Dec. 30, 2000** - Lemieux notches four points (1+3) in a 5-3 win over the Ottawa Senators, giving him 1,500 points for his career. Jagr hits the 1,000 point mark in the same game.
- Jan. 14, 2001** - The Penguins re-acquire Kevin Stevens from the Philadelphia Flyers for John Slaney.
- Feb. 7 and 10, 2001** - Alexei Kovalev scores hat tricks in back-to-back games against the Flyers and Devils.
- Mar. 22, 2001** - Darius Kasparaitis and Alexei Kovalev are named to the Russian Olympic squad for the 2002 games in Salt Lake City.
- Mar. 23, 2001** - Mario Lemieux is named captain of the 2002 Canadian Olympic team.
- Mar. 24, 2001** - Jaromir Jagr and Martin Straka are named to the 2002 Czech Republic Olympic team.
- Mar. 31, 2001** - The Penguins clinch their team record 11th straight post-season appearance with a 5-3 win over the St. Louis Blues.
- Apr. 8, 2001** - Jagr finishes the season with 121 points to capture his fourth consecutive Art Ross Trophy (fifth overall) as the league's leading scorer. His 69 assists tie for the league lead.
- May 8, 2001** - Martin Straka scores in overtime to give Pittsburgh a 3-2 win in Game Six of the second round against the Sabres to send the series to a seventh game.
- May 10, 2001** - Darius Kasparaitis - who had one goal in 55 previous playoff games - beats Hasek in overtime to give the Penguins a 3-2 win. The victory secures a spot in the Eastern Conference Finals against the New Jersey Devils, the Pens fourth trip to a Conference Finals.
- Oct. 15, 2001** - Rick Kehoe takes over as Penguins' head coach after Ivan Hlinka is relieved of the job.
- Dec. 11, 2001** - Alexei Kovalev records his 500th career point in a game against the Capitals.
- Jan. 30, 2002** - Mario Lemieux appears in his 807th game as a Penguin, passing Jaromir Jagr for first place on the team's all-time games played list.
- Feb. 27, 2002** - Mario Lemieux records career point 1,600 at home against Los Angeles.
- Feb. 8, 2003** - Mario Lemieux records his 1,000th career assist in Boston against the Bruins.
- March 18, 2003** - Martin Straka records his 500th NHL point against the Detroit Red Wings.
- April 15, 2003** - Rick Kehoe is relieved of head coaching duties.
- June 11, 2003** - Eddie Olczyk is named Penguins' head coach.
- Oct. 29, 2003** - Mario Lemieux's assist on Dick Tarnstrom's first period goal gives him 1,700 points for his career.
- June 10, 2004** - Former Penguins Paul Coffey and Larry Murphy are named to the Hockey Hall of Fame's class of 2004.

- July 22, 2005** - The Penguins win the NHL Entry Draft Lottery, receiving the right to the first overall pick in the 2005 Entry Draft.
- July 30, 2005** - The Penguins select Sidney Crosby with the first-overall selection in the 2005 NHL Entry Draft.
- Oct. 5, 2005** - Sidney Crosby appears in his first NHL game and records an assist in a 5-1 loss at New Jersey.
- Dec. 15, 2005** - Michel Therrien is named Penguins head coach, replacing Eddie Olczyk.
- Dec. 16, 2005** - Mario Lemieux plays his last NHL game, a 4-3 home loss to Buffalo, due to atrial fibrillation (irregular heartbeat).
- Jan. 24, 2006** - Mario Lemieux announces his retirement as a player from the NHL.
- April 17, 2006** - Sidney Crosby becomes the youngest player in NHL history to reach 100 points with three assists in a 6-1 win over the New York Islanders.
- April 18, 2006** - Sidney Crosby adds a goal and an assist against Toronto to finish as the youngest player in history to record 102 points in a season.
- May 25, 2006** - Penguins hire Ray Shero as General Manager.
- June 24, 2006** - Penguins select Jordan Staal with the second-overall pick at the 2006 NHL Entry Draft.
- Oct. 5, 2006** - Marc-Andre Fleury recorded his third-career shutout with 40 saves against the Philadelphia Flyers on opening night at Mellon Arena. Fleury set an NHL record for number of saves in an opening-game shutout.
- Oct. 12, 2006** - Jordan Staal scored his first NHL goal in a 6-5 road win against the New York Rangers.
- Oct. 12, 2006** - Staal (age 18), Kris Letang (age 19) and Sidney Crosby (age 19) each scored a goal for the Penguins in a 6-5 victory over the Rangers, becoming the first trio of teenagers on one team to score in the same game since Oct. 17, 1982, when Buffalo's Dave Andreychuk, Paul Cyr and Phil Housley tallied for the Sabres in a 6-4 victory over the Edmonton Oilers.
- Oct. 18, 2006** - Evgeni Malkin made his NHL debut and scored a goal against New Jersey's Martin Brodeur.
- Oct. 21, 2006** - Staal scored a pair of short-handed goals against Columbus to become the first player since 1982 to score his first three NHL goals short-handed. Bill Gardner (Chicago) also scored his first three NHL goals short-handed. Both he and Staal played junior hockey for Peterborough.
- Oct. 21, 2006** - Staal (18 years, 41 days) became the youngest NHL player to score two or more goals in one game since Dec. 21, 1943 when Bep Guidolin (18 years, 12 days) scored twice for Boston in an 8-5 win over Toronto.
- Oct. 21, 2006** - Staal became the youngest NHL player ever to score a pair of short-handed goals in one game, breaking the record set by Radek Dvorak (Florida) on Dec. 12, 1997 (20 years, 278 days).
- Oct. 21, 2006** - Staal became the youngest player in NHL history to score on a penalty shot, breaking the record previously held by Nathan Horton (Florida) (18 years, 224 days) on Jan. 8, 2004.
- Oct. 28, 2006** - Sidney Crosby tallied his first NHL hat-trick in a win against the Philadelphia Flyers.
- Nov. 1, 2006** - Evgeni Malkin became the first player in 89 years to tally goals in each of his first six NHL games. Malkin tallied the milestone goal at 8:29 of the first period and added the game-winner at 2:45 of overtime in the Penguins' 4-3 victory at Los Angeles. Before Malkin, only three players in NHL history had scored at least one goal in each of their first six (or more) games and all did so in 1917-18, the NHL's inaugural season: Montreal's Joe Malone, Ottawa's Cy Denny and Montreal's Newsy Lalonde tallied goals their first 14, 12 and eight games, respectively.
- Nov. 8, 2006** - Nils Ekman recorded his first NHL hat-trick. The natural hat-trick came in a span of 4:10 near the end of the second period. It was the fastest three goals scored by a Penguins player in the organization's history. Lowell MacDonald held the previous mark with three goals in 4:17 on Nov. 13, 1973 against Minnesota.
- Nov 20, 2006** - Crosby skated in his 100th career contest at Philadelphia. Crosby recorded 132 points (49+83) through his first 100 games – the second highest total for any active NHL player. Teemu Selanne had 152 points in his first 100 NHL games.
- Nov. 22, 2006** - Evgeni Malkin scored his 10th goal of the season. That gave both Malkin (age 20) and Sidney Crosby (19) at least 10 goals through November. The only other teammates under the age of 21 to achieve this were Wayne Gretzky (31), Mark Messier (17) and Paul Coffey (14) in 1981 for the Edmonton Oilers.
- Nov. 25, 2006** - Sergei Gonchar tallied his 500th career point with an assist against the New York Rangers.
- Dec. 1, 2006** - Evgeni Malkin was named NHL Rookie of the Month for the second consecutive month. Malkin is the only player to achieve this since 1986 when Rox Hextall won the award twice in a row for the Flyers.
- Dec. 13, 2006** - Sidney Crosby posted the first six-point game (1+5) of his career. The surge put him in the NHL scoring lead at only age 19. The only other teenager to hold the NHL lead in points at any time in the league's "modern era" was Gretzky, briefly near the end of the 1979-80 season and early in the 1980-81 campaign.
- Dec. 15, 2006** - Sidney Crosby's four-point night against the New York Islanders made him only the third teenager in NHL history to record 10 or more points over a span of two team games. Gretzky did it in February 1980 and Los Angeles' Jimmy Carson in March 1988. Both Gretzky and Carson had 10 points in two games.
- Dec. 15, 2006** - Ryan Malone scored his first-career hat-trick. Malone's father, Greg, had a hat-trick for the Penguins in 1978-79. The Malones are the second father/son pair to record a hat-trick for the same franchise. Ken Hodge Sr. and Ken Hodge Jr. did it for the Bruins.
- Dec. 15, 2006** - Mark Recchi tallied his 800th career assist.
- Dec. 19, 2006** - Crosby tallied his 100th career assist in the NHL in a game against the St. Louis Blues.
- Dec. 21, 2006** - Jordan Staal became the fifth rookie in NHL history to score five-or-more short-handed goals in one season. The others to do that were Gerry Minor (six, 1980-81 Canucks), John Madden (six, 1999-2000 Devils), Dennis Maruk (five, 1975-76 Golden Seals) and Guy Carbonneau (five, 1982-83 Canadiens). It set a Penguins rookie record.
- Dec. 29, 2006** - Sidney Crosby collected three assists against Toronto. It gave him 118 points (37+81) in 78 games in the calendar year of 2006 – tops in the NHL.

- Jan. 7, 2007** - Mark Recchi scored his 1,300th career NHL point when he tallied a goal and had an assist vs. Tampa Bay.
- Jan. 24, 2007** - Sidney Crosby led the fan balloting for the All-Star Game with 825,783 votes. At 19 years, five months, Crosby is the youngest player voted to start the All-Star Game since fan balloting began in 1986. The youngest starter previously was the Penguins' Jaromir Jagr, elected to the Prince of Wales Conference lineup for the 1992 All-Star Game in Philadelphia (19 years, 11 months).
- Jan. 26, 2007** - Mark Recchi became the 38th player in NHL history to reach the 500-career goal plateau with a pair of tallies in a win over the Dallas Stars.
- Feb. 8, 2007** - Jordan Staal scored his 20th goal of the season in a win over the Philadelphia Flyers, making him the third player under the age of 21 to score 20 or more goals this season for the Penguins. Malkin (20), Crosby (19) and Staal (18) all have reached the 20-goal mark on the season. The last team to have three players score 20 or more goals in the same season before their 21st birthday was Edmonton in 1981-82 (Gretzky, Messier and Paul Coffey). Gretzky and Messier both turned 21 years old in January that season but they each reached the 20-goal mark before their 21st birthday. Coffey did not turn 21 until after the season ended.
- Feb. 8, 2007** - Staal (at age 18 years, 151 days) is the third-youngest player in NHL history to reach the 20-goal plateau. He trails Toronto's Ted Kennedy (18 years, 79 days in 1943-44) and Crosby (18 years, 149 days in 2005-06) when they reached the 20-goal plateau.
- Feb. 10, 2007** - Jordan Staal became the youngest player (18 years, 153 days) to record a hat-trick in NHL history. He broke the record held by Jack Hamilton, who was 18 years, 185 days old when he tallied four goals for Toronto against the Rangers on Dec. 4, 1943. The only Penguins rookies to record a hat trick prior to Staal were Pierre Larouche (March 12, 1975 vs. Boston), Doug Shedden (Jan. 2, 1982 vs. Hartford), Andy Brickley (Dec. 26, 1983 vs. Rangers), Jagr (Feb. 2, 1991 vs. Boston) and Toby Petersen (Oct. 16, 2001 vs. Ottawa).
- Feb. 14, 2007** - Evgeni Malkin scored a goal to give him at least one point in 13-straight home games, which broke the Penguins rookie record established by Mario Lemieux in 1984-85. Malkin had 20 points (5+15) in that 13-game span.
- Feb. 16, 2007** - The Penguins extended their road unbeaten streak to eight games (6-0-2), which matched the franchise record for the longest streak of points in consecutive road games, which the Penguins first established from March 14-April 14, 1993.
- Feb. 18, 2007** - Evgeni Malkin extended his home point streak to 14 games (6+15) with a goal against the Capitals. It's the longest such streak by a rookie on any team in NHL history since Teemu Selanne had a pair of 13-game home point streaks for Winnipeg in 1992-93.
- Feb. 19, 2007** - The Penguins saw their 16-game points streak stopped at 14-0-2 with a 6-5 defeat at the New York Islanders. They had gone 39 days without a loss in regulation Jan. 10-Feb. 22. It was the second-longest points streak in franchise history. The 1992-93 Penguins earned a point in 18-straight contests (17-0-1) to close the regular season. Fleury was 12-0-2 in the Penguins' points streak this season.
- Feb. 19, 2007** - Ryan Malone became the first player in NHL history to record a hat-trick and score all three of his goals in the first minute of each period – No. 1, 45 seconds into the first period; No. 2, 49 seconds into second period and No. 3, 48 seconds into third period.
- March 2, 2007** - With a first-period goal against Carolina's Cam Ward, Sidney Crosby becomes the youngest player in NHL history to reach 200 career points at age 19 years, 207 days. Gretzky is the only player in NHL history to reach 200 career points while still a teenager (age 19 years, 347 days).
- March 4, 2007** - The Penguins completed a season sweep of the Flyers with a 4-3 overtime shootout victory at Mellon Arena. It gave the Penguins wins in their all eight of their games with Philadelphia in 2006-07. It is first time Pittsburgh has beaten an opponent eight times in one season. Previously, the only teams Pittsburgh had swept in a season series of six or more games were Boston (6-0-0, 1993-94), Ottawa (6-0-0, 1995-96) and Carolina (6-0-0, 1997-98). Also prior to this season, Penguins had never beaten the Flyers more than five times in one campaign, the most recent coming in 1992-93.
- March 6, 2007** - Jordan Staal tallied his seventh short-handed goal of the year to set a new NHL rookie record.
- March 10, 2007** - Sidney Crosby scored a goal to reach 100 points for the second-straight season. He is just the fifth player in NHL history to score 100 points or more in each of his first two NHL seasons (Mario Lemieux, Peter Stastny, Wayne Gretzky, Mike Rogers).
- March 13, 2007** - Governor Ed Rendell, Allegheny County Chief Executive Dan Onorato and Mayor Luke Ravenstahl joined Pittsburgh Penguins co-owners Mario Lemieux and Ron Burkle in announcing a deal for a new multi-purpose arena that will keep the Penguins in Pittsburgh for at least the next 30 years.
- March 25, 2007** - Marc-Andre Fleury stopped all 29 shots he faced to pick up his fifth shutout of the season in a 5-0 win over Boston. He is the first Pittsburgh goaltender to earn a shutout victory over Boston since Jim Rutherford on Jan. 20, 1973.
- March 31, 2007** - The Penguins finished a brutal March schedule with a 12-3-2 record. It set an NHL record for most points earned (26) in one month when playing 17 games. They were the only team to play 17 games in March. The 1995-96 Rangers posed 25 points in 17 games in December, 1995.
- April 7, 2007** - Sidney Crosby recorded two assists to wrap up the Art Ross Trophy with 120 points in 79 games. At age 19 years, eight months, Crosby became the youngest player in NHL history to win the Art Ross Trophy. And, Crosby is the youngest scoring champion in any major professional sport. He is the only teenager to win the Art Ross Trophy in league history. The next-youngest was Wayne Gretzky, who won the title at 20 years and 3 months of age at the conclusion of the 1980-81 season. It marks the 12th time in the past 19 seasons that a Penguins player has won the Art Ross Trophy. Lemieux won the title six times, while Jagr claimed it on five occasions.
- April 7, 2007** - Evgeni Malkin won the rookie scoring title with 85 points to give the Penguins the overall points leader and rookie points leader. The last NHL team to finish a season with both was the 1959-60 Blackhawks. Bobby Hull won the Art Ross Trophy and Bill Hay led all rookies in points. Malkin is the first Penguins player to lead all rookies in scoring since Lemieux in 1984-85.

April 7, 2007 - The Penguins' 2-1 win over the Rangers gave the team 105 points, which marks a 47-point improvement over last season. It is the fourth-largest single-season turnaround in NHL history.

April 11, 2007 - The Penguins played in the Stanley Cup playoffs for the first time since 2001.

April 11, 2007 - Sidney Crosby and Jordan Staal scored their first-career Stanley Cup playoff goals. Staal is the fifth-youngest player to score a goal (18 years, 213 days) in the Stanley Cup playoffs and the youngest since Chicago's Grant Mulvey in 1975 (18 years, 212 days).

April 14, 2007 - The Penguins earned their first Stanley Cup playoff win since May 15, 2001.

April 16, 2007 - The Penguins hosted their first Stanley Cup playoff game at Mellon Arena since May 19, 2001.

April 16, 2007 - Sidney Crosby became the fourth teenager in NHL history to score a goal in each of the first three postseason games of his career. The others were Wendel Clark (four games, 1986 Maple Leafs), Paul Coffey (three games, 1981 Oilers) and Glen Wesley (three games, 1988 Bruins).

May 31, 2007 - Sidney Crosby named Penguins captain. At 19 years, nine months (297 days) he is the youngest team captain in NHL history. Previously, the youngest captain in NHL history was Tampa Bay's Vincent Lecavalier, who was named captain in March, 2000, at age 19 years, 10 months (324 days).

UNIFORM HISTORY



Ken Schinkel (1970)

The Penguins have experienced plenty of changes in their history and their uniforms are no exception.

When the Penguins made their NHL debut at home on October 11, 1967, the team wore the colors light blue, dark blue, and white. Both the home (light blue) and road (white) uniforms simply had the word "PITTSBURGH" written diagonally down the front of the sweater with five white stripes with six thin navy blue stripes around the sleeves and bottom (home) and five dark blue stripes with six thin, white stripes around the sleeves and bottom (road). The logo, although not on the sweater, featured a hockey-playing penguin in a scarf over an inverted triangle, symbolizing the golden triangle of downtown Pittsburgh. The penguin and triangle were set inside a circle bearing the team name.

The following season (1968-69), the uniforms were changed so that the logo appeared on the game sweaters. The logo remained essentially the same, although the penguin was no longer wearing a scarf. The home (light blue) uniforms had a wide band of white trimmed in dark blue around each sleeve and the bottom, while the road (white) sweaters had bands of light blue trimmed in dark blue. The home (light blue) sweaters had white shoulder yokes and the road (white) sweaters had light blue shoulder yokes.

The Penguins wore light blue jerseys at home and white jerseys on the road until the 1970-71 season, when they began wearing white at home and light blue on the road. Beginning that same season, the Penguins became one of the first teams in NHL history to wear nameplates featuring a player's last name above the number on the back of the jersey. The nameplates with the player's last name were only added to the home (white) jerseys in 1970-71.

The uniforms themselves were essentially unchanged from 1968-69 to 1971-72, until the circle around the logo was removed, leaving only a penguin and a triangle, midway through the 1971-72 season.

The end of the 1971-72 season marked the final time the Penguins donned the light blue color in their uniforms until bringing the color back in 1977-78. Beginning in 1972-73, the Penguins replaced the light blue with a bolder, royal blue color. The Penguins uniforms were the same design as those worn from 1968-69 to 1971-72, but had the royal blue replacing the light blue. The Penguins kept this design for two seasons before switching again for 1974-75. During the Penguins' first seven years in the league, both home and road jerseys featured a lace-up collar at the base of the neck. The lace-up collars were also a thing of the past moving into the 1974-75 season.

Chevrons were used as the sleeves stripes for the 1974-75 season. Shaped in the form of an inverted V, the sleeve stripes were royal blue and white with navy blue cuffs on the home (white) jerseys. The road (royal blue) jerseys had white and navy blue sleeve stripes with white cuffs forming the chevrons. The colored shoulder yokes were also gone from the Penguins' uniforms. In 1974-75, the waist striping also changed to match the chevrons with royal blue, white, and navy blue moving down the home (white) uniforms and white, navy blue and white moving down the road (royal blue) uniforms.

The chevrons remained on the road uniforms for the next two seasons and the only change on the road (royal blue) uniforms was done to the hem striping. From top to bottom, the hem striping was white, royal blue, and navy blue. The home (white) uniforms reverted back to the 1972-73 and 1973-74 designs, but did not have the lace-up collar from those prior seasons. The collar was now a solid navy blue color. The Penguins kept the 1975-76 design for both uniforms for the 1976-77 season as well.

For the 1977-78 season, the Penguins changed to a design that would essentially remain the very similar for the next 15 seasons. The uniforms were tri-colored with the Penguins doing away with the royal blue and bringing back the light blue the team wore in its first five seasons in the NHL. The home (white) uniforms featured navy blue sleeves with white and navy blue striping capped by light blue cuffs. The road (navy blue) uniforms featured white sleeves with light blue and white striping capped by navy blue cuffs. The front hem striping from top to bottom was light blue, white, navy blue, and light blue on the home (white) uniforms and was white, navy blue, light blue, and white on the road (navy blue) uniforms. The Penguins kept this uniform color pattern until midway through the 1979-80 season.

On Jan. 30, 1980, the Penguins wore black and gold for the first time. With the Steelers winning the Super Bowl and the Pirates capturing the World Series title in the same year, the Penguins hoped to gain fan support with aligning their colors with the other teams in the "City of Champions."

Boston protested the color change to the NHL, arguing that black and gold had always been exclusively associated with the Bruins. However, the Penguins prevailed by virtue of a precedent set by the Pittsburgh



Syl Apps (1974)



Randy Carlyle (1983)

Pirates hockey club of the late 1920s, which sported the colors. The Penguins' new uniforms were the same design as the previous ones, with black replacing dark blue and gold replacing light blue. A third sleeve stripe was also added to both the home and road jerseys. The player numbers that were formerly on the sleeves were moved to the top of each shoulder with the new black and gold jerseys as well. From 1980-81 through the 1984-85 season, the team alternated wearing gold sweaters with white at home, which also featured the tri-color sleeve striping.



Paul Coffey (1989)

On March 15, 1983, Baz Bastien, the Penguins General Manager at the time, died tragically in a car accident as he returned home from a dinner honoring him. For the remainder of the 1982-83 season the Penguins added a black armband on the left sleeve of their home (white) jerseys.

For the 1988-89 season, the player numbers were moved from the shoulders to the sleeves as they were prior to the Penguins adopting the black and gold color scheme.

The NHL All-Star Game made its first appearance in Pittsburgh on January 21, 1990. The Penguins wore a 41st NHL All-Star patch on the left shoulder of their jerseys in 1989-90 and the beginning of 1990-91. Approximately during the same time frame, the NHL shield logo appeared on the back right hem of every jersey worn in the NHL.


Advancing to the Stanley Cup Finals for the first time in team history, the Penguins honored this achievement by wearing the 1991 Stanley Cup Finals patch on their home and road jerseys during every game of the 1991 Stanley Cup Finals vs. Minnesota.

The 1991-92 season marked the NHL's 75th anniversary. The Penguins added the NHL 75th Anniversary logo to the right chest of their jerseys that season. In addition, the Penguins were also celebrating their 25th anniversary after joining the league in 1967-68. The Penguins added their own anniversary patch to the right should of the jerseys.

Head coach "Badger" Bob Johnson passed away on November 26, 1991. The following night, the Penguins honored the memory of Johnson with a candlelight ceremony and placed a "Badger" memorial patch on the left shoulder of their jerseys.

After reaching the Stanley Cup Finals for the second consecutive season, the Penguins proudly donned their second Stanley Cup Finals patch in as many years. This time, the Finals patch was sewn onto a piece of white (home) or black (road) material and then the material swatch was sewn over the NHL 75th Anniversary patch on the right chest of the jersey.

The black and gold uniforms remained virtually unchanged until 1992-93, when the triangle and penguin logo was modernized. The home (white) sweaters featured the new logo on the front and gold shoulder inserts. The road (black) sweaters had the city's name diagonally down the front, much like the original team uniforms, with the new logo on each shoulder. Also in 1992-93, the Stanley Cup turned 100-years old and was honored by each team by having a commemorative patch added to their jerseys during the season. The Penguins wore the patch on the right chest of their home (white) jerseys and did not wear the patch on their road (black) jerseys due to the lack of an appropriate place to put the patch with the new "PITTSBURGH" diagonal jerseys with the new logos on each shoulder.



Mario Lemieux (1992)

During the 1995-96 season, the Penguins were one of five NHL teams to introduce a third jersey. The Penguins' new uniform, which made its debut on January 27, 1996 vs. the Philadelphia Flyers, featured a black background with a new, modernized midsection, shoulder and sleeve design that included innovative striping and a blend of team colors.


The "PITTSBURGH" road jerseys became defunct after the 1996-97 season with the then alternate uniform replacing it as the team's uniform away from the Igloo for the 1997-98 season.

In 1999-00, the NHL commemorated the league's advance into the new millennium with an NHL2000 patch that was placed on the right chest of each team's jerseys in team colors. The Penguins' NHL2000 patch was black with silver lettering.

Traveling to Japan for the first two games of the 2000-01 season to face the Nashville Predators, the Penguins wore a commemorative GameOne/Japan patch on the right chest of their home (white) jerseys and black (road) jerseys.

On October 28, 2000, the Penguins hosted the New Jersey Devils and introduced a new third jersey with an eye for the past. The black sweater featured the popular "skating penguin" logo, which the team wore during its 1991 and 1992 Stanley Cup championship seasons, and the newest color addition, Vegas Gold. This black jersey served as the Penguins' third jersey for the 2000-01 and 2001-02 seasons.

The 2001-02 season marked the final year the Penguins would wear the former alternate jerseys that



Ron Francis (1993)


**Tom Barrasso (1999)**

were introduced in 1995-96 and the home (white) jerseys that were unveiled back in 1992-93.

In 2002-03, the Penguins introduced a white counterpart to the black "skating penguin" and Vegas Gold colored jerseys. These "skating penguin" uniforms served as the Penguins home and road jerseys from 2002-03 to 2006-07.

The 2007-08 season marks yet another change in the Penguins uniforms. On Jan. 22, 2007, during the NHL All-Star break, the NHL and Reebok unveiled the new Rbk EDGE Uniform System. Stretch fabric in the collar and stretch mesh in areas of the tighter jersey, including the underarms and back, provide additional range of motion and increased ventilation. There is also new water repellent technology, helping retain three-quarters less moisture than the current jersey. The Penguins' jerseys now feature thicker Las Vegas Gold side sections, while the black and white body portions of the jersey go all the way to the bottom hem. The cuffs and underarms and black on the white-based jerseys and are white on the black-based uniforms. Additional Vegas Gold inserts appear on the sleeves just below the numbers. The NHL shield also has moved from the back right hem to the base of the front neckline.

The Penguins wore retro jerseys when they battled the Sabres at the AMP Energy NHL Winter Classic on January 1, 2008 at Ralph Wilson Stadium. The Penguins wore powder blue jerseys patterned after the 1968-69 uniforms. The jersey featured the Penguins logo inside a circle. There was a wide band of white trimmed in dark blue around each sleeve and the bottom with white shoulder yokes.

**Alexei Kovalev (2002)****Sergei Gonchar (2006)****Jordan Staal (2006)****Evgeni Malkin (2007)****Marc-Andre Fleury (2008)****Sidney Crosby (2008)**

UNIFORM NUMBERS

- 1** Hank Bassen, Joe Daley, Paul Hoganson, Cam Newton, Roy Edwards, Jim Rutherford, Bob Johnson, Gordon Laxton, Denis Herron, Rob Holland, Paul Harrison, Steve Guenette, Pat Rigglin, Wendell Young, Rob Dopson, Peter Skudra, Johan Hedberg
- 2** Leo Boivin, Duane Rupp, Bob Paradise, Ed Van Impe, Tom Edur, Tom Bladon, Pat Price, Gilles Lupien, Brian Lundberg, Phil Bourque, Greg Fox, Joe McDonnell, Todd Charlesworth, Chris Dahlquist, Jim Paek, Chris Tamer, Josef Melichar, **Hal Gill**
- 3** Al MacNeil, John Arbour, Bob Woytowich, Tim Horton, Jack Lynch, Ron Stackhouse, Bennett Wolf, Norm Schmidt, Doug Bodger, Jim Kyte, Jim Paek, Grant Jennings, Sergei Zubov, Stefan Bergkvist, Dan Trebil, Marc Bergevin, Jamie Pushor, Steve Poapst, **Mark Eaton**
- 4** Noel Price, Bob Blackburn, Dave Burrows, Dale Tallon, Paul Baxter, Marty McSorley, Phil Bourque, Chris Dahlquist, Dwight Schofield, Larry Murphy, Gord Dineen, Greg Andrusak, Greg Hawgood, Corey Foster, Kevin Hatcher, Jeff Norton, Bobby Dollas, Jamie Pushor, Mike Wilson, Dan Focht, Cory Cross, Noah Welch, **Rob Scuderi**
- 5** Dick Mattiussi, Ted Lanyon, Bryan Watson, Ab DeMarco, Barry Wilkins, Steve Lyon, Mario Faubert, Lex Hudson, Ron Meighan, Bryan Maxwell, Mike Rowe, Ville Siren, Gord Dineen, Ulf Samuelsson, Brad Werenka, Janne Laukkanen, Patrick Boileau, Rob Scuderi, **Darryl Sydor**
- 6** Dunc McCallum, Tracy Pratt, Sheldon Kannegiesser, Ron Jones, Colin Campbell, Tom Price, Kim Clackson, Bennett Wolf, Errol Thompson, Greg Hotham, Jim Johnson, Todd Charlesworth, Scott Young, Jeff Chychrun, Peter Ahola, Mike Ramsey, Neil Wilkinson, Bob Boughner, Rick Berry, Richard Lintner, Nolan Baumgartner, Martin Strbak, Ryan Whitney, Joel Kwiatkowski
- 7** Art Stratton, Lou Angotti, Bryan Hextall, Steve Durbano, Russ Anderson, Rick MacLeish, Ian Turnbull, Rod Buskas, Joe Mullen, Andrew Ference, Kelly Buchberger, Matt Hussey, Michel Ouellet
- 8** Val Fonteyne, Jim Wiley, Rick Kehoe, Hartland Monahan, Dave Schultz, Mike Meeker, Bob Stewart, Dave Burrows, Randy Boyd, Tom O'Regan, Petteri Lehto, Terry Ruskowski, Perry Ganchar, Bryan Smolinski, Kevin Miller, Garry Valk, Bobby Dollas, Hans Jonsson, Matt Bradley, Mark Recchi
- 9** Andy Bathgate, Charlie Burns, Billy Hicke, Al McDonough, Chuck Arnason, Simon Nolet, Blair Chapman, Mark Johnson, Stan Jonathan, Rich Sutter, Ron Flockhart, John Chabot, Wilf Paiement, Andrew McBain, Tony Tanti, Ron Francis, Len Barrie, Dan Quinn, Greg Johnson, German Titov, Rene Corbet, Jeff Toms, Rico Fata, Andy Hilbert, **Pascal Dupuis**
- 10** Earl Ingarfield, George Swarbrick, Keith McCreary, Robin Burns, Ted Snell, Pierre Larouche, Peter Lee, Gary Rissling, Bob Errey, Wayne Babych, Ron Duguay, Dan Quinn, Barry Pederson, Ron Francis, Ville Nieminen, John LeClair, Gary Roberts
- 11** Gene Ubriaco, Tracy Pratt, Nick Harbaruk, Bernie Lukowich, Vic Hadfield, John Flesch, Tom Cassidy, George Ferguson, Anders Hakansson, Rocky Saganiuk, Tim Tookey, Troy Loney, Dwight Mathiasen, Lee Giffin, Alain Lemieux, Warren Young, John Cullen, Alek Stojanov, Shawn Antoski, Darius Kasparaitis, Alexandre Daigle, Lasse Pirjeta, Guillaume Lefebvre, **Jordan Staal**
- 12** Ken Schinkel, Blaine Stoughton, Kelly Pratt, Greg Malone, Mitch Lamoreux, Dean DeFazio, Tom O'Regan, Tom Roulston, Bob Errey, Larry Depalma, Troy Murray, Chris Wells, Richard Park, Sean Pronger, Martin Sonnenberg, Billy Tibbetts, Michal Sivek, Ryan Malone
- 13** Jim Hamilton, Charlie Simmer
- 14** Billy Dea, Rick Kessel, Ron Snell, Lowell MacDonald, Rene Robert, Wayne Bianchin, Nick Libett, Doug Shedden, Dan Quinn, Chris Kontos, Bryan Erickson, Jock Callander, Gordie Roberts, Dave Tippett, Brad Lauer, Stu Barnes, Pat Falloon, Milan Kraft, Shane Endicott
- 15** Bob Dillabough, Billy Harris, George Swarbrick, Steve Cardwell, Yvon Labre, Brian McKenzie, Rick Kessel, Bob McManama, Stan Gilbertson, Pat Boutette, Gary Rissling, Randy Cunneynworth, Dave Capuano, Doug Smith, Randy Gilhen, Shawn McEachern, Dmitri Mironov, Josef Beranek, Robert Dome, Roman Simicek, Wayne Primeau, Brian Holzinger, Niklas Nordgren
- 16** Wayne Hicks, Ron Snell, Glen Sather, Sheldon Kannegiesser, Ron Lalonde, Lew Morrison, Derek Sanderson, Kim Davis, Mike Meeker, Gary McAdam, Bennett Wolf, Marc Chorney, Mark Taylor, Jim McGeough, Kevin LaVallee, Charlie Simmer, Steve Gotaas, Jay Caulfield, Mike Hudson, Joe Dziedzic, Eddie Olczyk, Jeff Serowik, Dennis Bonvie, Kris Beech, Erik Christensen
- 17** Billy Speer, Bill LeCaine, Ron Schock, Rick Kehoe, Lee Giffin, Brad Aitken, Tomas Sandstrom, Peter Ferraro, Brian Bonin, Tom Chorske, Toby Petersen, Matt Murley, Karl Stewart, **Petr Sykora**
- 18** George Konik, Wally Boyer, Lowell MacDonald, Ross Lonsberry, Kevin McClelland, Tom Roulston, Craig Simpson, Jimmy Mann, Mark Recchi, Richard Zemlak, Jeff Daniels, Ken Priestley, Francois Leroux, Garry Valk, Patrick Lebeau, Ryan Savoia, Josef Beranek, Shean Donovan, Steve Webb, Eric Boguniecki, Dominic Moore, Adam Hall, Marian Hossa

Uniform Numbers

- 19** Bob Rivard, Jean Pronovost, Dale Tallon, Greg Sheppard, Rick MacLeish, Grant Sasser, Arto Javananien, Willy Lindstrom, Dave McLlwain, Randy Gilhen, Bryan Trottier, Rico Fata, Ramzi Abid, **Ryan Whitney**
- 20** Ab McDonald, Bob Woytowich, Dean Prentice, Robin Burns, John Stewart, Steve Cardwell, Yvon Labre, Jacques Cossette, Yves Bergeron, Pete Mahovlich, Paul Marshall, Paul Gardner, Gary Rissling, Moe Mantha, Dave Hunter, Dave Hannan, Jamie Leach, Jeff Daniels, Luc Robitaille, Bryan Smolinski, Greg Johnson, Roman Oksiuta, Robert Lang, Mathias Johansson, Mike Eastwood, Colby Armstrong
- 21** Keith McCreary, Michel Briere
- 22** Paul Andrea, Greg Polis, Bob Kelly, Brian Spencer, Kim Davis, Mike Bullard, Neil Belland, Dwight Mathiasen, Jim McGeough, Chris Joseph, Wayne Van Dorp, Steve Dykstra, Paul Stanton, Rick Tocchet, Norm Maciver, Jason Woolley, Sven Butenschon, Dan LaCouture, Randy Robitaille, Matt Murley, Ric Jackman, Chris Thorburn
- 23** Mel Pearson, Jean Guy Legace, Doug Barrie, Rick Kessell, John Stewart, Bob Leiter, Eddie Shack, Larry Bignell, Nelson Debenedet, Ed Gilbert, Jim Hamilton, Rod Schutt, Gary Rissling, Doug Lecuyer, Rich Sutter, Andy Brickley, Wally Weir, Randy Hillier, Kjell Samuelsson, Paul Stanton, Chris Joseph, Domenic Pittis, Fredrik Olausson, Victor Ignatjev, Steve Leach, Dan Trebil, Steve McKenna, Shane Endicott, Eric Boguniecki
- 24** Gary Swain, Rod Zaine, Tim Horton, Eddie Schack, Jean Guy Lagace, Larry Bignell (playoffs only), Mario Faubert, Don Awrey, Bob Paradise, Pat Hughes, Marc Chorney, Pat Graham, Rob Garner, Ted Bulley, Kevin McCarthy, Roger Belanger, Dwight Mathiasen, Troy Loney, Doug Brown, Ian Moran, Lyle Odelein, Kris Beech
- 25** Robin Burns, John Stewart, Darryl Edestrand, Nick Beverly, Dennis Owchar, Greg Redquest, Tom Price, Randy Carlyle, Kevin McCarthy, Ted Nolan, Norm Schmidt, Alek Stojanov, Dan Kesa, Jeff Norton, Kevin Stevens, Marc Bergevin, **Maxime Talbot**
- 26** Dunc McCallum, Mike McMahon, Syl Apps, Pete Mahovlich, Orest Kindrachuk, Paul Mulvey, Steve Gatzos, Wayne Babych, Mike Blaisdell, Mark Kachowski, Mike Stapleton, Richard Park, Dave McLlwain, Petr Klima, Darius Kasparaitis, Garry Valk, Frantisek Kucera, Kent Manderville, Landon Wilson, Ronald Petrovicky
- 27** Jim Morrison, Joe Noris, Jim Shires, Hank Nowak, Yves Bergeron, Pete Laframboise, Mike Corrigan, Jacques Cossette, Rod Schutt, Todd Charlesworth, Gilles Meloche, Scott Bjugstad, Gilbert Delorme, Glen Murray, Eddie Olczyk, Alexei Kovalev, Georges Laraque
- 28** Harvey Bennett, Mario Faubert, Gene Carr, Tom Price, Jim Hamilton, Bob Simpson, Tim Hrynewich, Bruce Crowder, Robert Geale, Steve Gatzos, Dan Frawley, Gordie Roberts, Kjell Samuelsson, Greg Andrusak, Jeff Christian, Craig Muni, Dan Kesa, Michal Rozsival, Matt Hussey, Jani Rita, Nils Ekman, Adam Hall
- 29** Al Smith, Jim Rutherford, Denis Herron, Andy Brown, Gary Inness, Bob Stumpf, Dunc Wilson, Greg Millen, Michel Dion, Phil Bourque, Markus Naslund, Tyler Wright, Krzysztof Oliwa, Brooks Orpik, **Marc-Andre Fleury**
- 30** Les Binkley, Marv Edwards, Cam Newton, Andy Brown, Gary Inness, Bob Taylor, Gordon Laxton, Paul Gardner, Kim Davis, Gary Edwards, Roberto Romano, Steve Guenette, Alain Chevrier, Phillipe DeRouville, Jean-Sebastien Aubin, **Dany Sabourin**
- 31** Michel Plasse, Nick Ricci, Vincent Tremblay, Brian Ford, Carl Mokosak, Rich Tabaracci, Tom Barrasso, Ken Wregget, Ron Tugnutt, Rich Parent, Sebastien Caron
- 32** Dave Hannan, Dave Goertz, Pat Mayer, Peter Taglianetti, John Slaney, Greg Crozier, Dick Tarnstrom, Alain Nasreddine
- 33** Tony Feltrin, Bob Simpson, Rocky Saganiuk, Bob Gladney, Doug Bodger, Mike Rowe, Mitch Wilson, Zarley Zalapski, Bryan Fogarty, Marty McSorley, Jim McKenzie, Stefan Bergkvist, Alex Hicks, Dan LaCouture, Guillaume Lefebvre, Reid Simpson, Ziggy Palffy, Eric Cairns, Ryan Stone
- 34** Andre St. Laurent, Tom Thornbury, Greg Tebbutt, Randy Hillier, Ted Nolan, Todd Charlesworth, Lee Griffin, Dwight Mathiasen, Scott Young, Dave Michayluk (playoffs only), Greg Brown, Rusty Fitzgerald, Jeff Christian, Peter Popovic, Garth Snow, Ross Lupaschuk, Ramzi Abid, Jonathan Filewich
- 35** Roberto Romano, Warren Young, Darren Lowe, Ron Duguay, Brad Aitken, Tom Barrasso, Ty Conklin
- 36** Jock Callender, Pat Neaton, Greg Andrusak, Corey Foster, Brad Lauer, J.J. Daigneault, Matthew Barnaby, Tom Kosotopoulos, Andre Roy, Connor James
- 37** Justin Duberman, Ladislav Karabin, Greg Andrusak, Kip Miller, Tom Kostopoulos, Mikael Samuelsson, Ryan VandenBussche, Jarkko Ruutu
- 38** Scott Gruhl, Jiri Hrdina, Peter Allen, Andreas Johansson, Jan Hrdina, **Jeff Taffe**
- 39** Mike Needham, Peter Allen, Joel Bouchard, Jon Sim

- 40** Frank Pietrangelo, Patrick Lalime, Andy Chiodo
- 41** Shane Endicott, Jocelyn Thibault, Nathan Smith
- 42** Tuomas Gronman
- 43** Jeff Daniels, Tomas Surovy
- 44** Todd Nelson, Drake Berehowsky, Ed Patterson, Rob Brown, Stephane Richer, **Brooks Orpik**
- 45** Mike Needham (playoffs only), Glen Mulvenna, Martin Sonnenberg, Rob Scuderi
- 46** Victor Ignatjev, Pavel Skrbek, Jeff Toms
- 47** Maxim Galanov, Michal Sivek, Micki DuPont, Tim Brent
- 48** Sven Butenschon, Jeff Serowik, Konstantin Koltsov, **Tyler Kennedy**
- 49** Greg Andrusak, Matt Hussey
- 50** Martin Brochu
- 51** Dave Roche
- 52** Rusty Fitzgerald
- 54** Ryan Lannon
- 55** Larry Murphy, Drake Berehowsky, Ric Jackman, **Sergei Gonchar**
- 56** Sergei Zubov
- 57** Chris Ferraro, Shawn Heins
- 58** **Kris Letang**
- 59** Robert Dome, Michel Ouellet
- 66** Mario Lemieux
- 67** Alex Goligoski
- 68** Jaromir Jagr
- 71** Jiri Slegr, Konstantin Koltsov, **Evgeni Malkin**
- 72** Jeff Christian, Eric Meloche
- 76** Richard Park
- 77** Paul Coffey
- 82** Martin Straka
- 85** Petr Klima
- 87** **Sidney Crosby**
- 92** Rick Tocchet
- 93** Petr Nedved
- 95** Aleksey Morozov

HONORS/AWARDS

PROFESSIONAL HOCKEY HALL OF FAME

Red Kelly	1969
Tim Horton	1977
Andy Bathgate	1978
Leo Boivin	1986
William 'Scotty' Bowman	1991
Bob Johnson	1992
Mario Lemieux	1997
Bryan Trottier	1997
Joe Mullen	2000
Craig Patrick	2001
Paul Coffey	2004
Larry Murphy	2004
Herb Brooks	2006

U.S. HOCKEY HALL OF FAME

Bob Paradise	1989
Herb Brooks	1990
Bob Johnson	1991
Jack Kelley	1993
Craig Patrick	1996
Joe Mullen	1998
Mike Ramsey	2002
Mark Johnson	2004

RETIRED NUMBERS

Michel Briere	21
Mario Lemieux	66

100 POINT CLUB

Pierre Larouche	1975-76
Jean Pronovost	1975-76
Mario Lemieux	1984-85, 1985-86, 1986-87, 1987-88, 1988-89, 1989-90, 1991-92, 1992-93, 1995-96, 1996-97
Rob Brown	1988-89
Paul Coffey	1988-89, 1989-90
Mark Recchi	1990-91
Kevin Stevens	1991-92, 1992-93
Rick Tocchet	1992-93
Ron Francis	1992-93, 1995-96
Jaromir Jagr	1995-96, 1997-98, 1998-99, 2000-01
Sidney Crosby	2005-06, 2006-07
Evgeni Malkin	2007-08

ART ROSS TROPHY

Mario Lemieux	1988, 1989, 1992, 1993, 1996, 1997
Jaromir Jagr	1995, 1998, 1999, 2000, 2001
Sidney Crosby	2007

HART MEMORIAL TROPHY

Mario Lemieux	1988, 1993, 1996
Jaromir Jagr	1999
Sidney Crosby	2007

LADY BYNG TROPHY

Rick Kehoe	1981
Ron Francis	1995, 1998

CONN SMYTHE TROPHY

Mario Lemieux	1991, 1992
---------------	------------

CALDER MEMORIAL TROPHY

Mario Lemieux	1985
Evgeni Malkin	2007

JAMES NORRIS TROPHY

Randy Carlyle	1981
---------------	------

FRANK SELKE TROPHY

Ron Francis	1995
-------------	------

BILL MASTERTON TROPHY

Lowell MacDonald	1973
Mario Lemieux	1993

LESTER B. PEARSON AWARD

Mario Lemieux	1986, 1988, 1993, 1996
Jaromir Jagr	1999, 2000
Sidney Crosby	2007

DODGE PERFORMER OF THE YEAR

Mario Lemieux	1988, 1989
---------------	------------

DODGE PERFORMANCE OF THE YEAR

Mario Lemieux	1988
---------------	------

DODGE RAM TOUGH AWARD

Mario Lemieux	1989
---------------	------

PRO SET NHL PLAYER OF THE YEAR

Mario Lemieux	1992
---------------	------

NHL PLUS/MINUS AWARD

Mario Lemieux	1993
Ron Francis	1995

NHL FIRST TEAM ALL-STAR

Randy Carlyle - D	1981
Mario Lemieux - C	1988, 1989, 1993, 1996, 1997
Paul Coffey - D	1989
Kevin Stevens - LW	1992
Jaromir Jagr - RW	1995, 1996, 1998, 1999, 2000, 2001
Sidney Crosby - C	2007
Evgeni Malkin - C	2008

NHL SECOND TEAM ALL-STAR

Mario Lemieux - C	1986, 1987, 1992, 2001
Paul Coffey - D	1990
Kevin Stevens - LW	1991, 1993
Tom Barrasso - G	1993
Larry Murphy - D	1993, 1995
Jaromir Jagr - RW	1997

NHL ALL-ROOKIE TEAM

Mario Lemieux - C	1985
Warren Young - LW	1985
Zarley Zalapski - D	1989
Jaromir Jagr - RW	1991
Patrick Lalime - G	1997
Sebastien Caron - G	2003
Ryan Malone - LW	2004
Sidney Crosby - C	2006
Evgeni Malkin - C	2007
Jordan Staal - C	2007

ALL-STAR GAME

SEASON	SITE	TEAM	PLAYER	G	MP	A	PTS	GA
2007-08	Atlanta	Eastern Conference	Sidney Crosby*\$	--	--	--	--	--
			Evgeni Malkin#	0		2	2	
			Sergei Gonchar	0		0	0	
2006-07	Dallas	Eastern Conference	Sidney Crosby*	0		0	0	
2005-06	No Game Played							
2004-05	No Game Played							
2003-04	Minnesota	Eastern Conference	No Penguins Selected					
2002-03	Sunrise, FL	Eastern Conference	Alexei Kovalev	0		0	0	
		Eastern Conference	Mario Lemieux\$	--	--	--	--	--
2001-02	Los Angeles	North America	Mario Lemieux	1		0	1	
2000-01	Denver	World	Jaromir Jagr*\$	--	--	--	--	--
		World	Alexei Kovalev	1		1	2	
		North America	Mario Lemieux	1		1	2	
1999-00	Toronto	World	Jaromir Jagr*	1		0	1	
1998-99	Tampa Bay	World	Jaromir Jagr*	0		1	1	
		World	Martin Straka	0		0	0	
1997-98	Vancouver	World	Jaromir Jagr	1		0	1	
1996-97	San Jose	Eastern Conference	Mario Lemieux*	2		1	3	
		Eastern Conference	Kevin Hatcher	0		0	0	
		Eastern Conference	Jaromir Jagr*\$	--	--	--	--	--
1995-96	Boston	Eastern Conference	Mario Lemieux*	0		2	2	
		Eastern Conference	Jaromir Jagr*	1		0	1	
		Eastern Conference	Ron Francis	0		1	1	
1994-95	No Game Played							
1993-94	New York (MSG)	Eastern Conference	Jaromir Jagr\$	--	--	--	--	--
		Eastern Conference	Larry Murphy	0		0	0	
		Eastern Conference	Joe Mullen	1		1	2	
1992-93	Montreal	Wales Conference	Mario Lemieux*\$	--	--	--	--	--
		Wales Conference	Kevin Stevens*	1		2	3	
		Wales Conference	Jaromir Jagr*	1		1	2	
		Wales Conference	Rick Tocchet&	2		0	2	
1991-92	Philadelphia	Wales Conference	Mario Lemieux*	0		1	1	
		Wales Conference	Paul Coffey*	0		0	0	
		Wales Conference	Kevin Stevens*	1		0	1	
		Wales Conference	Jaromir Jagr*	0		1	1	
		Wales Conference	Bryan Trottier	1		0	1	

* - Voted to starting lineup

\$ - Missed game due to injury

& - Named to replace Lemieux

- Named to replace Crosby

All-Star Game

SEASON	SITE	TEAM	PLAYER	G	MP	A	PTS	GA
1990-91	Chicago	Wales Conference	Paul Coffey*	0		0	0	
		Wales Conference	John Cullen	0		1	1	
		Wales Conference	Mark Recchi	0		0	0	
		Wales Conference	Kevin Stevens	1		0	1	
1989-90	Pittsburgh	Wales Conference	Paul Coffey	0		2	2	
		Wales Conference	Mario Lemieux* (MVP)	4		0	4	
1988-89	Edmonton	Wales Conference	Rob Brown	0		0	0	
		Wales Conference	Paul Coffey*	0		0	0	
		Wales Conference	Mario Lemieux*	1		1	2	
1987-88	St. Louis	Wales Conference	Paul Coffey*	0		0	0	
		Wales Conference	Mario Lemieux* (MVP)	3		3	6	
1986-87	Quebec (2 gms)	NHL ALL-STARs	Mario Lemieux*	0		3	3	
1985-86	Hartford	Wales Conference	Mario Lemieux*	0		0	0	
1984-85	Calgary	Wales Conference	Mario Lemieux* (MVP)	2		1	3	
1983-84	New Jersey	Wales Conference	Mike Bullard	0		0	0	
1982-83	New York (LI)	Wales Conference	Rick Kehoe	0		0	0	
1981-82	Washington	Wales Conference	Randy Carlyle	0		1	1	
		Wales Conference	Michel Dion	30		--	2	
1980-81	Los Angeles	Wales Conference	Randy Carlyle	0		0	0	
		Wales Conference	Rick Kehoe	0		1	1	
1979-80	Detroit	Wales Conference	Ron Stackhouse	1		0	1	
1978-79	New York (MSG)	NHL ALL-STARs	No Penguins Selected					
1977-78	Buffalo	Wales Conference	Jean Pronovost	0		0	0	
1976-77	Vancouver	Wales Conference	Jean Pronovost	0		0	0	
1975-76	Philadelphia	Wales Conference	Dave Burrows	0		0	0	
		Wales Conference	Pierre Larouche	0		0	0	
		Wales Conference	Jean Pronovost	0		0	0	
1974-75	Montreal	Wales Conference	Syl Apps (MVP)	2		0	2	
		Wales Conference	Jean Pronovost	0		0	0	
1973-74	Chicago	Western Conference	Dave Burrows	0		0	0	
		Western Conference	Lowell MacDonald	1		1	2	
		Western Conference	Al McDonough	1		0	1	
1972-73	New York (MSG)	Western Conference	Lowell MacDonald	0		1	1	
		Western Conference	Greg Polis (MVP)	2		0	2	
1971-72	Bloomington, MN	Western Conference	Greg Polis	0		0	0	
1970-71	Boston	Western Conference	Greg Polis	0		0	0	
1969-70	St. Louis	Western Conference	Dean Prentice	1		0	1	
		Western Conference	Bob Woytowich	0		1	1	
1968-69	Montreal	Western Conference	Ken Schinkel	0		0	0	
1967-68	Toronto	NHL ALL-STARs	Ken Schinkel	0		0	0	

* - Voted to starting lineup

\$ - Missed game due to injury

& - Named to replace Lemieux

- Named to replace Crosby

1967-68

HIGHLIGHTS

Andy Bathgate scores the first franchise goal against Rogie Vachon and Montreal on Oct. 11.

Pittsburgh records the first victory in franchise history on Oct. 13, 3-1 at St. Louis.

The Penguins record their first home win, 4-2, over Chicago on Oct. 21. They also become the first expansion team to defeat one of the "Original Six."

Les Binkley records Pittsburgh's first shutout, 1-0, on Nov. 4 at Oakland.

Ken Schinkel represents the Penguins at the NHL All-Star Game in Toronto.

TRANSACTIONS

June 6, 1967 - Obtained Paul Andrea, Dunc McCallum and George Konik from the New York Rangers for Larry Jeffrey.

Feb. 27, 1968 - Obtained Wayne Hicks from Philadelphia for Art Stratton.

SCORING

PLAYERS	GP	G	A	PTS	PIM
Andy Bathgate	74	20	39	59	55
Ab McDonald	74	22	21	43	38
Art Stratton	70	16	25	41	20
Ken Schinkel	57	14	25	39	19
Earl Ingarfield	50	15	22	37	12
Val Fonteyne	69	6	28	34	0
Gene Ubriaco	65	18	15	33	16
Noel Price	70	6	27	33	48
Paul Andrea	65	11	21	32	2
Billy Dea	73	16	12	28	6
Keith McCreary	70	14	12	26	44
Leo Boivin	73	9	13	22	74
Wayne Hicks	47	6	14	20	8
Bob Dillabough	47	7	12	19	18
Bob Rivard	27	5	12	17	4
Bill Speer	68	3	13	16	44
George Konik	52	7	8	15	26
Al MacNeil	74	2	10	12	58
Dunc McCallum	32	0	2	2	36
Dick Mattiussi	32	0	2	2	18
Mel Pearson	2	0	1	1	0
Ted Lanyon	5	0	0	0	4
Hank Bassen	25	0	0	0	8
Les Binkley	54	0	0	0	0

GOALTENDING

GOALIE	W-L-T	GP	MP	GA	SO	GAA
Les Binkley	20-24-10	54	3141	151	6	2.88
Hank Bassen	7-10-3	25	1299	62	1	2.86
TOTALS	27-34-13	74	4440	216	7	2.92

1967-68

GAMES

DATE	RESULT	SCORE	OPPONENT	DATE	RESULT	SCORE	OPPONENT
Oct. 11	L	1-2	MONTREAL	Jan. 13	L	0-7	Toronto
Oct. 13	W	3-1	St. Louis	Jan. 17	T	1-1	Oakland
Oct. 14	L	2-4	ST. LOUIS	Jan. 18	L	2-3	Los Angeles
Oct. 18	T	3-3	MINNESOTA	Jan. 20	W	8-5	DETROIT
Oct. 19	L	0-1	Philadelphia	Jan. 21	L	3-4	Minnesota
Oct. 21	W	4-2	CHICAGO	Jan. 27	L	3-5	LOS ANGELES
Oct. 22	L	4-6	New York	Jan. 28	W	1-0	Boston
Oct. 25	W	4-1	OAKLAND	Jan. 31	L	4-9	St. Louis
Oct. 28	L	3-5	LOS ANGELES	Feb. 1	W	2-0	ST. LOUIS
Oct. 29	L	2-4	Boston	Feb. 3	T	3-3	TORONTO
Nov. 1	W	4-1	Minnesota	Feb. 7	W	4-1	Oakland
Nov. 4	W	1-0	Oakland	Feb. 8	L	1-3	Los Angeles
Nov. 8	T	1-1	PHILADELPHIA	Feb. 10	T	2-2	NEW YORK
Nov. 9	L	1-5	Detroit	Feb. 14	W	6-3	MINNESOTA
Nov. 11	L	1-5	ST. LOUIS	Feb. 16	L	1-3	ST. LOUIS
Nov. 15	W	5-0	PHILADELPHIA	Feb. 17	L	3-4	Montreal
Nov. 18	W	5-3	St. Louis	Feb. 21	T	1-1	PHILADELPHIA
Nov. 22	W	4-1	BOSTON	Feb. 24	L	1-3	OAKLAND
Nov. 24	L	3-5	Los Angeles	Feb. 25	W	2-1	Philadelphia
Nov. 25	T	2-2	Oakland	Feb. 27	L	3-5	BOSTON
Nov. 29	W	6-1	OAKLAND	Mar. 2	T	6-6	OAKLAND
Dec. 2	L	1-4	NEW YORK	Mar. 6	L	2-4	St. Louis
Dec. 3	L	1-6	Detroit	Mar. 7	T	2-2	Minnesota
Dec. 6	L	2-7	Chicago	Mar. 9	W	3-1	LOS ANGELES
Dec. 9	W	3-2	Minnesota	Mar. 13	L	3-4	Chicago
Dec. 10	L	4-7	MINNESOTA	Mar. 16	L	4-6	Montreal
Dec. 13	W	2-1	Toronto	Mar. 17	L	0-3	New York
Dec. 16	T	1-1	CHICAGO	Mar. 20	W	4-2	ST. LOUIS
Dec. 17	L	1-2	Philadelphia	Mar. 23	L	0-3	Minnesota
Dec. 21	L	1-4	Los Angeles	Mar. 24	T	4-4	MINNESOTA
Dec. 23	W	4-0	MINNESOTA	Mar. 26	W	2-1	Los Angeles
Dec. 25	W	4-3	LOS ANGELES	Mar. 27	W	7-4	Oakland
Dec. 27	T	0-0	OAKLAND	Mar. 30	W	2-0	Philadelphia
Dec. 29	L	1-2	St. Louis	Mar. 31	W	5-1	PHILADELPHIA
Dec. 30	L	2-5	DETROIT				
Jan. 4	W	4-3	LOS ANGELES				
Jan. 6	T	2-2	PHILADELPHIA				
Jan. 7	L	1-3	Philadelphia				
Jan. 10	L	3-4	MONTREAL				
Jan. 12	W	4-3	TORONTO				

27-34-13, 5TH, WESTERN DIVISION

1968-69

HIGHLIGHTS

The Penguins record their first franchise victory in Montreal, 5-2, on Jan. 2.

Ken Schinkel makes his second appearance in the NHL All-Star Game

Keith McCreary scores 25 goals to pace the Penguins.

The Penguins finish the season with a six-game unbeaten streak (5-0-1).

TRANSACTIONS

June 11, 1968 - Obtained Lou Angotti from St. Louis for Ab McDonald.

Nov. 29, 1968 - Obtained Billy Harris from Oakland for Bob Dillabough.

Jan. 24, 1969 - Obtained Duane Rupp from Minnesota for Leo Boivin.

Jan. 30, 1969 - Obtained George Swarbrick, Bryan Watson and Tracy Pratt from Oakland for Earl Ingarfield, Dick Mattiussi and Gene Ubriaco.

SCORING

PLAYERS	GP	G	A	PTS	PIM
Ken Schinkel	76	18	34	52	18
Charlie Burns	76	13	38	51	22
Keith McCreary	70	25	23	48	42
Earl Ingarfield	66	16	30	46	12
Jean Pronovost	76	16	25	41	41
Gene Ubriaco	75	19	18	37	28
Lou Angotti	71	17	20	37	36
Val Fonteyne	74	12	17	29	2
Wally Boyer	62	10	19	29	17
Bob Woytowich	71	9	20	29	62
Leo Boivin	69	6	19	25	42
Billy Harris	73	7	17	24	10
George Swarbrick	69	4	19	23	103
Noel Price	73	2	18	20	61
Bob Dillabough	62	7	12	19	6
Billy Dea	66	10	8	18	4
Dunc McCallum	62	5	13	18	81
Duane Rupp	59	5	11	16	32
Paul Andrea	25	7	6	13	2
Dick Mattiussi	36	1	11	12	30
Bryan Watson	68	2	7	9	132
Bill Speer	34	1	4	5	27
Tracy Pratt	18	0	5	5	34
Ron Snell	4	3	1	4	6
Doug Barrie	8	1	1	2	8
Gary Swain	9	1	1	2	0
John Arbour	17	0	2	2	35
Jean Guy Lagace	17	0	1	1	14
Bill Lecaine	4	0	0	0	0
Joe Daley	29	0	0	0	2
Les Binkley	50	0	0	0	0
Marv Edwards	1	0	0	0	0
Hank Bassen	25	0	0	0	8
Les Binkley	54	0	0	0	0
Marv Edwards	1	0	0	0	0

GOALTENDING

GOALIE	W-L-T	GP	MP	GA	SO	GAA
Joe Daley	10-13-3	29	1615	87	2	3.23
Les Binkley	10-31-8	50	2885	158	0	3.29
Marv Edwards	0-1-0	1	60	3	0	3.00
TOTALS	20-45-11	76	4560	252	2	3.32

1968-69

GAMES

DATE	RESULT	SCORE	OPPONENT	DATE	RESULT	SCORE	OPPONENT
Oct. 12	T	1-1	MONTREAL	Jan. 12	L	4-8	Boston
Oct. 16	T	2-2	Toronto	Jan. 15	W	3-1	Minnesota
Oct. 17	L	0-3	Philadelphia	Jan. 16	L	2-3	Detroit
Oct. 19	L	1-5	BOSTON	Jan. 18	L	0-4	Los Angeles
Oct. 23	L	5-8	CHICAGO	Jan. 19	L	3-6	Oakland
Oct. 26	W	4-2	ST. LOUIS	Jan. 23	L	1-3	MINNESOTA
Oct. 30	L	3-7	New York	Jan. 25	L	0-2	TORONTO
Nov. 2	L	2-3	Los Angeles	Jan. 26	L	3-5	Philadelphia
Nov. 3	W	3-1	Oakland	Jan. 29	L	1-2	ST. LOUIS
Nov. 6	L	1-3	ST. LOUIS	Feb. 1	T	2-2	PHILADELPHIA
Nov. 7	L	4-5	Montreal	Feb. 2	L	3-7	New York
Nov. 9	L	0-3	PHILADELPHIA	Feb. 5	W	3-2	NEW YORK
Nov. 13	L	5-6	Chicago	Feb. 8	L	2-4	LOS ANGELES
Nov. 14	L	4-6	CHICAGO	Feb. 9	L	1-3	Minnesota
Nov. 16	L	1-2	NEW YORK	Feb. 12	L	0-2	St. Louis
Nov. 20	L	2-5	Toronto	Feb. 15	T	4-4	OAKLAND
Nov. 21	W	3-1	OAKLAND	Feb. 16	L	0-4	MONTREAL
Nov. 23	T	2-2	LOS ANGELES	Feb. 19	W	3-0	BOSTON
Nov. 27	T	3-3	TORONTO	Feb. 20	L	0-3	Detroit
Nov. 28	W	3-2	Chicago	Feb. 22	W	3-2	DETROIT
Nov. 30	W	4-2	Los Angeles	Feb. 27	W	4-3	CHICAGO
Dec. 1	T	4-4	Oakland	Mar. 1	T	3-3	Toronto
Dec. 4	L	2-7	DETROIT	Mar. 2	L	0-4	Boston
Dec. 7	T	1-1	St. Louis	Mar. 5	W	4-2	ST. LOUIS
Dec. 8	L	1-4	TORONTO	Mar. 8	L	3-5	NEW YORK
Dec. 11	W	4-2	Minnesota	Mar. 12	L	3-4	New York
Dec. 14	L	1-2	LOS ANGELES	Mar. 15	L	1-3	Los Angeles
Dec. 15	L	3-5	Boston	Mar. 16	L	2-7	Oakland
Dec. 17	L	2-8	Philadelphia	Mar. 19	L	2-3	BOSTON
Dec. 21	L	1-3	MINNESOTA	Mar. 20	L	3-5	Montreal
Dec. 22	L	1-3	Chicago	Mar. 22	W	2-1	St. Louis
Dec. 25	W	6-3	DETROIT	Mar. 23	W	5-0	MINNESOTA
Dec. 26	L	2-3	St. Louis	Mar. 25	W	3-1	Minnesota
Dec. 28	L	3-4	OAKLAND	Mar. 26	W	8-4	LOS ANGELES
Dec. 31	L	4-3	MONTREAL	Mar. 29	T	3-3	Philadelphia
Jan. 2	W	5-2	Montreal	Mar. 30	W	2-1	PHILADELPHIA
Jan. 4	T	1-1	PHILADELPHIA				
Jan. 5	L	1-2	Detroit				
Jan. 9	W	7-2	MINNESOTA				
Jan. 11	L	2-4	OAKLAND				

20-45-11, 5TH, WESTERN DIVISION

1969-70

HIGHLIGHTS

Leonard "Red" Kelly is named Penguins coach on July 2.

Bob Woytowich and Dean Prentice are named to the Western Division All-Star squad

Dean Prentice sets a new Penguins mark with 26 goals during the regular season

The Penguins sweep the Oakland Seals, 4-0, in the team's first playoff appearance

Red Kelly is named the Hockey News' "Coach of the Year."

TRANSACTIONS

June 6, 1969 - Obtained Ron Schock and Craig Cameron from St. Louis for Lou Angotti and a first round choice in the 1971 Entry Draft.

Oct. 28, 1969 - Obtained Mike McMahon from Detroit for Billy Dea.

SCORING

PLAYERS	GP	G	A	PTS	PIM
Dean Prentice	75	26	25	51	14
Ken Schinkel	72	20	25	45	19
Michel Briere	76	12	32	44	20
Jean Pronovost	72	20	21	41	45
Bob Woytowich	68	8	25	33	49
Bryan Hextall	66	12	19	31	87
Ron Schock	76	8	21	29	40
Keith McCreary	60	18	8	26	67
Glen Sather	76	12	14	26	114
Val Fonteyne	68	11	15	26	2
Wally Boyer	72	11	12	23	34
Nick Harbaruk	74	5	17	22	56
Jim Morrison	59	5	15	20	40
Duane Rupp	64	2	14	16	18
Tracy Pratt	65	5	7	12	124
Bob Blackburn	60	4	7	11	51
Bryan Watson	61	1	9	10	189
Mike McMahon	12	1	3	4	19
Rick Kessell	8	1	2	3	2
Ron Snell	3	0	1	1	0
George Swarbrick	12	0	1	1	8
Les Binkley	27	0	1	1	0
Dunc McCallum	14	0	0	0	16
Al Smith	46	0	0	0	20
Bench					4

GOALTENDING

GOALIE	W-L-T	GP	MP	GA	SO	GAA
Joe Daley	1-5-3	9	528	26	0	2.95
Al Smith	15-20-8	46	2555	129	2	3.03
Les Binkley	10-13-1	27	1477	79	3	3.21
TOTALS	26-38-12	76	4560	234	5	3.13

1969-70

GAMES

DATE	RESULT	SCORE	OPPONENT	DATE	RESULT	SCORE	OPPONENT
Oct. 11	T	2-2	OAKLAND	Jan. 18	W	6-4	Philadelphia
Oct. 16	T	3-3	PHILADELPHIA	Jan. 21	T	3-3	OAKLAND
Oct. 18	T	3-3	BOSTON	Jan. 24	W	4-2	LOS ANGELES
Oct. 19	L	0-4	Boston	Jan. 25	L	1-3	Boston
Oct. 21	L	3-4	Oakland	Jan. 28	T	4-4	TORONTO
Oct. 22	L	0-2	Los Angeles	Jan. 31	W	2-1	ST. LOUIS
Oct. 25	W	4-1	Minnesota	Feb. 1	L	0-6	New York
Oct. 29	L	1-3	NEW YORK	Feb. 4	W	7-5	Minnesota
Nov. 1	W	6-3	MINNESOTA	Feb. 7	W	3-1	LOS ANGELES
Nov. 2	L	3-4	Detroit	Feb. 8	W	6-3	MINNESOTA
Nov. 5	L	2-4	DETROIT	Feb. 11	L	1-7	Chicago
Nov. 8	L	1-4	CHICAGO	Feb. 14	L	0-3	BOSTON
Nov. 12	W	3-0	Toronto	Feb. 15	W	4-2	Detroit
Nov. 13	L	0-4	St. Louis	Feb. 17	W	4-2	PHILADELPHIA
Nov. 15	W	3-1	LOS ANGELES	Feb. 19	W	6-1	Los Angeles
Nov. 19	L	0-4	ST. LOUIS	Feb. 21	L	3-6	Oakland
Nov. 22	W	5-3	PHILADELPHIA	Feb. 25	L	2-3	Montreal
Nov. 23	L	2-3	Chicago	Feb. 26	W	1-0	LOS ANGELES
Nov. 26	T	4-4	Minnesota	Feb. 28	W	3-2	OAKLAND
Nov. 29	W	5-3	OAKLAND	Mar. 4	W	2-1	MONTREAL
Nov. 30	T	3-3	Philadelphia	Mar. 5	L	3-5	Detroit
Dec. 3	W	2-1	DETROIT	Mar. 7	T	2-2	ST. LOUIS
Dec. 6	L	0-5	Toronto	Mar. 8	T	0-0	New York
Dec. 7	W	3-2	TORONTO	Mar. 11	T	2-2	Oakland
Dec. 10	W	2-0	Los Angeles	Mar. 12	L	1-4	Los Angeles
Dec. 12	L	1-4	Oakland	Mar. 14	L	3-6	Minnesota
Dec. 14	L	1-2	Boston	Mar. 18	L	0-2	NEW YORK
Dec. 17	L	2-5	MONTREAL	Mar. 19	L	1-3	St. Louis
Dec. 20	L	4-6	BOSTON	Mar. 21	L	3-5	CHICAGO
Dec. 21	L	0-4	Philadelphia	Mar. 22	L	4-5	Montreal
Dec. 26	W	3-2	New York	Mar. 25	W	2-0	MINNESOTA
Dec. 27	L	0-3	CHICAGO	Mar. 28	W	2-1	Philadelphia
Dec. 31	W	4-2	MONTREAL	Mar. 29	T	5-5	ST. LOUIS
Jan. 3	L	0-6	St. Louis	Apr. 1	W	4-1	PHILADELPHIA
Jan. 4	T	4-4	TORONTO	Apr. 4	L	1-3	St. Louis
Jan. 7	L	3-5	NEW YORK	Apr. 5	L	1-5	MINNESOTA
Jan. 8	L	1-3	Montreal				
Jan. 10	L	3-5	DETROIT				
Jan. 14	L	0-5	Chicago				
Jan. 17	L	0-4	Toronto				

26-38-12, 2ND, WESTERN DIVISION

1970-71

HIGHLIGHTS

Penguins post a seven-game home winning streak from Jan. 13 through Feb. 13.

Greg Polis is named to the Western Division All-Star Team.

Jean Pronovost records five points (2+3) during an 8-2 win against Detroit on Mar. 24.

The Penguins set a home record with 18 wins, and set a team record with 20 ties during the season.

TRANSACTIONS

Jan. 26, 1971 - Obtained Syl Apps and Sheldon Kannegiesser from the New York Rangers for Glen Sather.

Jan. 31, 1971 - Obtained Jean Guy Legace from Buffalo for Terry Bell.

SCORING

PLAYERS	GP	G	A	PTS	PIM
Bryan Hextall	76	16	32	48	133
Jean Pronovost	78	21	24	45	35
Andy Bathgate	76	15	29	44	34
Wally Boyer	68	11	30	41	30
Ron Schock	71	14	26	40	20
Dean Prentice	69	21	17	38	18
Ken Schinkel	50	15	19	34	6
Keith McCreary	59	21	12	33	24
Greg Polis	61	18	15	33	40
Duane Rupp	59	5	28	33	34
Dunc McCallum	77	9	20	29	95
Bob Woytowich	78	4	22	26	30
Nick Harbaruk	73	13	12	25	108
Syl Apps	31	9	16	25	19
Rod Zaine	37	8	5	13	21
Val Fonteyne	70	4	9	13	0
Glen Sather	46	8	3	11	96
Jim Morrison	73	0	10	10	32
Bob Blackburn	64	4	5	9	54
Bryan Watson	43	2	6	8	119
John Stewart	15	2	1	3	9
Robin Burns	10	0	3	3	4
Yvon Labre	21	1	1	2	19
Rick Kessel	6	0	2	2	2
Shel. Kannegiesser	18	0	2	2	29
Steve Cardwell	5	0	1	1	15
Lowell MacDonald	10	0	1	1	0
Paul Hoganson	2	0	0	0	0
Cam Newton	5	0	0	0	4
Les Binkley	34	0	0	0	0
Al Smith	47	0	0	0	41
Bench					6

GOALTENDING

GOALIE	W-L-T	GP	MP	GA	SO	GAA
Les Binkley	11-11-10	34	1870	89	2	2.85
Al Smith	9-22-9	45	2472	128	2	3.10
Cam Newton	1-3-1	5	281	16	0	3.41
Paul Hoganson	0-1-0	2	57	7	0	7.36
TOTALS	21-37-20	78	4680	240	4	3.07

1970-71

GAMES

DATE	RESULT	SCORE	OPPONENT	DATE	RESULT	SCORE	OPPONENT
Oct. 10	L	1-2	BUFFALO	Jan. 14	T	2-2	Detroit
Oct. 15	L	2-4	Minnesota	Jan. 16	W	4-3	Vancouver
Oct. 17	T	0-0	PHILADELPHIA	Jan. 20	W	4-2	California
Oct. 18	T	1-1	Buffalo	Jan. 21	L	2-4	Los Angeles
Oct. 21	L	2-4	Los Angeles	Jan. 23	W	4-1	VANCOUVER
Oct. 23	W	3-1	California	Jan. 27	W	3-1	TORONTO
Oct. 25	T	1-1	Vancouver	Jan. 28	L	1-4	Chicago
Oct. 28	W	5-3	LOS ANGELES	Jan. 30	W	3-1	CHICAGO
Oct. 31	L	2-5	CHICAGO	Feb. 3	W	6-1	CALIFORNIA
Nov. 1	L	2-3	Philadelphia	Feb. 5	T	2-2	St. Louis
Nov. 4	W	8-3	VANCOUVER	Feb. 7	L	0-1	Chicago
Nov. 7	T	2-2	BOSTON	Feb. 9	L	1-4	Montreal
Nov. 8	T	3-3	Detroit	Feb. 10	W	5-3	PHILADELPHIA
Nov. 10	L	1-5	LOS ANGELES	Feb. 13	W	5-4	CHICAGO
Nov. 11	T	3-3	New York	Feb. 14	L	4-5	Minnesota
Nov. 14	W	6-1	CALIFORNIA	Feb. 17	L	3-4	Toronto
Nov. 19	L	0-1	ST. LOUIS	Feb. 18	T	6-6	Buffalo
Nov. 21	W	6-1	DETROIT	Feb. 20	L	0-2	NEW YORK
Nov. 22	L	2-4	Boston	Feb. 24	T	5-5	ST. LOUIS
Nov. 24	T	4-4	Toronto	Feb. 27	L	0-4	NEW YORK
Nov. 25	T	4-4	BUFFALO	Feb. 28	L	2-4	Detroit
Nov. 28	L	1-5	Montreal	Mar. 3	W	4-0	MONTREAL
Nov. 29	L	2-6	New York	Mar. 6	L	3-6	BOSTON
Dec. 2	T	3-3	MONTREAL	Mar. 7	T	3-3	CALIFORNIA
Dec. 5	W	3-1	VANCOUVER	Mar. 10	T	2-2	PHILADELPHIA
Dec. 6	L	3-6	Boston	Mar. 13	T	0-0	MINNESOTA
Dec. 8	W	4-0	TORONTO	Mar. 14	L	1-5	MONTREAL
Dec. 9	T	2-2	Minnesota	Mar. 17	L	2-5	California
Dec. 11	L	2-3	St. Louis	Mar. 19	L	4-6	Vancouver
Dec. 12	L	0-1	MINNESOTA	Mar. 20	L	4-8	Los Angeles
Dec. 16	L	2-4	TORONTO	Mar. 24	W	8-2	DETROIT
Dec. 19	W	9-1	DETROIT	Mar. 28	L	1-3	Philadelphia
Dec. 20	L	1-2	Chicago	Mar. 31	L	4-6	BUFFALO
Dec. 23	L	1-6	New York	Apr. 1	T	3-3	Buffalo
Dec. 25	L	4-8	Boston	Apr. 3	L	3-4	St. Louis
Dec. 26	W	4-2	BOSTON	Apr. 4	T	1-1	ST. LOUIS
Dec. 30	T	3-3	Montreal				
Dec. 31	W	4-1	MINNESOTA				
Jan. 2	L	1-3	NEW YORK				
Jan. 6	L	3-4	Philadelphia				
Jan. 9	L	2-5	Toronto				
Jan. 13	W	4-2	LOS ANGELES				

21-37-20, 6TH, WESTERN DIVISION

1971-72

HIGHLIGHTS

Red Kelly relinquishes general manager duties, and Jack Riley is named to the post.

Jim Rutherford posts a seven-game unbeaten streak from Mar. 14 through Apr. 2.

Syl Apps sets a new team mark with 44 assists, and ties the team record with 59 points during the regular season.

Jean Pronovost and Greg Polis become the first Penguins to reach the 30-goal mark.

Pittsburgh returns to the playoffs, but is swept in the first round by Chicago, 4-0.

TRANSACTIONS

Jan. 11, 1972 - Obtained Al McDonough from Los Angeles for Bob Woytowich.

Mar. 4, 1972 - Obtained Eddie Shack from Buffalo for Rene Robert.

SCORING

PLAYERS	GP	G	A	PTS	PIM
Syl Apps	72	15	44	59	78
Jean Pronovost	68	30	23	53	12
Greg Polis	76	30	19	49	38
Ron Schock	77	17	29	46	22
Ken Schinkel	74	15	30	45	8
Bryan Hextall	78	20	24	44	126
Darryl Edestrand	77	10	23	33	52
Bob Leiter	78	14	17	31	18
Nick Harbaruk	78	12	17	29	46
Duanne Rupp	34	4	18	22	32
Bryan Watson	75	3	17	20	212
Val Fonteyne	68	6	13	19	0
Al McDonough	37	7	11	18	8
Rene Robert	49	7	11	18	42
Steve Cardwell	28	7	8	15	18
Eddie Shack	13	5	9	14	12
Dave Burrows	77	2	10	12	48
Tim Horton	44	2	9	11	40
John Stewart	25	2	8	10	23
Keith McCreary	33	4	4	8	22
Joe Norris	35	2	5	7	20
Shel. Kannegiesser	54	2	4	6	47
Bob Woytowich	31	1	4	5	8
Bill Hicke	12	2	0	2	6
Brian McKenzie	6	1	1	2	4
Wally Boyer	1	0	1	1	0
Rick Kessel	3	0	1	1	0
Roy Edwards	15	0	1	1	0
Robin Burns	5	0	0	0	8
Les Binkley	31	0	0	0	2
Jim Rutherford	40	0	0	0	16
Bench					8

GOALTENDING

GOALIE	W-L-T	GP	MP	GA	SO	GAA
Roy Edwards	2-8-4	15	847	36	0	2.55
Jim Rutherford	17-15-5	40	2160	116	1	3.22
Les Binkley	7-15-5	31	1673	98	0	3.51
TOTALS	26-38-14	78	4680	258	1	3.30

1971-72

GAMES

DATE	RESULT	SCORE	OPPONENT	DATE	RESULT	SCORE	OPPONENT
Oct. 9	W	3-2	PHILADELPHIA	Jan. 15	W	4-2	PHILADELPHIA
Oct. 10	L	1-2	Buffalo	Jan. 19	L	1-6	VANCOUVER
Oct. 13	W	4-1	Los Angeles	Jan. 22	L	0-1	St. Louis
Oct. 16	W	2-1	Vancouver	Jan. 23	T	3-3	MONTREAL
Oct. 17	W	4-2	California	Jan. 26	L	1-2	ST. LOUIS
Oct. 20	W	8-1	LOS ANGELES	Jan. 29	L	2-4	CHICAGO
Oct. 23	L	2-5	CHICAGO	Jan. 30	L	0-4	Philadelphia
Oct. 24	T	1-1	New York	Feb. 3	W	4-3	St. Louis
Oct. 27	L	4-6	CALIFORNIA	Feb. 5	L	1-8	Los Angeles
Oct. 28	L	0-2	Minnesota	Feb. 9	W	4-1	Toronto
Oct. 30	T	1-1	NEW YORK	Feb. 10	W	6-1	LOS ANGELES
Oct. 31	L	1-3	Detroit	Feb. 12	L	3-8	NEW YORK
Nov. 3	L	3-5	California	Feb. 13	W	6-4	VANCOUVER
Nov. 5	L	2-4	Vancouver	Feb. 16	W	4-2	TORONTO
Nov. 7	L	1-4	Chicago	Feb. 17	W	2-0	Buffalo
Nov. 9	W	4-1	St. Louis	Feb. 19	L	2-6	DETROIT
Nov. 10	W	3-1	VANCOUVER	Feb. 20	L	0-2	Minnesota
Nov. 13	W	6-4	LOS ANGELES	Feb. 23	L	0-2	Toronto
Nov. 16	L	1-5	MINNESOTA	Feb. 26	W	5-2	PHILADELPHIA
Nov. 18	L	3-4	Minnesota	Feb. 27	L	3-5	Montreal
Nov. 20	L	2-4	ST. LOUIS	Mar. 2	W	7-4	DETROIT
Nov. 21	L	3-7	Chicago	Mar. 4	W	4-2	MINNESOTA
Nov. 24	L	1-2	TORONTO	Mar. 5	L	3-6	Detroit
Nov. 27	L	1-3	Montreal	Mar. 8	L	4-5	MONTREAL
Dec. 1	W	4-2	DETROIT	Mar. 11	W	6-4	BOSTON
Dec. 4	W	4-2	NEW YORK	Mar. 12	T	4-4	Boston
Dec. 5	L	3-5	Boston	Mar. 14	W	7-4	Vancouver
Dec. 8	T	1-1	CALIFORNIA	Mar. 18	T	4-4	Los Angeles
Dec. 11	T	3-3	BUFFALO	Mar. 19	T	3-3	California
Dec. 12	L	1-6	New York	Mar. 23	L	3-4	BUFFALO
Dec. 15	L	2-3	Toronto	Mar. 25	W	3-2	MINNESOTA
Dec. 18	L	3-4	BOSTON	Mar. 26	T	2-2	Buffalo
Dec. 19	T	2-2	Boston	Mar. 29	W	5-4	CALIFORNIA
Dec. 22	L	2-4	New York	Apr. 1	T	4-4	Philadelphia
Dec. 25	W	4-2	MONTREAL	Apr. 2	W	6-2	ST. LOUIS
Dec. 26	L	1-6	Philadelphia				
Dec. 28	L	2-4	TORONTO				
Dec. 31	T	3-3	BUFFALO				
Jan. 5	T	3-3	Chicago				
Jan. 8	L	0-4	CHICAGO				
Jan. 9	L	2-4	Detroit				
Jan. 12	T	2-2	BOSTON				
Jan. 13	L	1-7	Montreal				

26-38-14, 4TH, WESTERN DIVISION

1972-73

HIGHLIGHTS

The Penguins set the NHL records for fastest five goals (2:07) and the fastest six goals (5:02) on Nov. 22 vs. St. Louis.

Syl Apps records six points (3+3) in a 9-1 win against the NY Islanders on Dec. 13.

Ken Schinkel is named the third head coach in Penguins history on Jan. 13, one day after retiring as a player.

Greg Polis is named MVP of the All-Star Game at Madison Square Garden after recording two goals for the Western Division.

Syl Apps sets the team record with 85 points and 56 assists.

Al McDonough sets a new team mark with 35 goals.

TRANSACTIONS

Feb. 25, 1973 - Obtained Andy Brown from Detroit for a third round choice in the 1973 Entry Draft and cash.

SCORING

PLAYERS	GP	G	A	PTS	PIM
Syl Apps	77	29	56	85	18
Al McDonough	78	35	41	76	26
Lowell MacDonald	78	34	41	75	8
Bryan Hextall	78	21	33	54	113
Greg Polis	78	26	23	49	36
Ron Schock	78	13	36	49	23
Eddie Shack	74	25	20	45	84
Jean Pronovost	66	21	22	43	16
Darryl Edestrand	78	15	24	39	88
Dave Burrows	78	3	24	27	42
Nick Harbaruk	78	10	15	25	47
Ken Schinkel	42	11	10	21	16
Duane Rupp	78	7	13	20	62
Jack Lynch	47	1	18	19	40
Bryan Watson	69	1	17	18	179
Rick Kessel	66	1	13	14	0
Jean Guy Lagace	31	1	5	6	32
Steve Cardwell	20	2	2	4	2
Jim Shires	18	1	2	3	2
Robin Burns	26	0	2	2	20
Jim Wiley	4	0	1	1	0
Cam Newton	11	0	1	1	2
Denis Herron	18	0	1	1	0
Shel. Kannegiesser	3	0	0	0	0
Andy Brown	9	0	0	0	2
Ron Lalonde	11	0	0	0	2
Jim Rutherford	49	0	0	0	0
Bench					6

GOALTENDING

GOALIE	W-L-T	GP	MP	GA	SO	GAA
Jim Rutherford	20-22-5	49	2660	129	3	2.91
Denis Herron	6-7-2	18	967	55	2	3.41
Cam Newton	3-4-0	11	533	35	0	3.94
Andy Brown	3-4-2	9	520	41	0	4.73
TOTALS	32-37-9	78	4680	265	5	3.40

1972-73

GAMES

DATE	RESULT	SCORE	OPPONENT	DATE	RESULT	SCORE	OPPONENT
Oct. 7	W	4-2	LOS ANGELES	Jan. 13	W	3-1	LOS ANGELES
Oct. 11	W	5-2	St. Louis	Jan. 14	L	2-3	Detroit
Oct. 14	W	5-2	CALIFORNIA	Jan. 17	L	4-6	Montreal
Oct. 15	L	4-8	Boston	Jan. 18	L	2-5	MONTREAL
Oct. 17	W	5-0	NY Islanders	Jan. 20	W	3-0	BOSTON
Oct. 18	L	3-4	Toronto	Jan. 21	L	3-9	Chicago
Oct. 21	L	2-4	BOSTON	Jan. 24	W	5-2	TORONTO
Oct. 24	W	4-0	Vancouver	Jan. 25	L	3-6	Philadelphia
Oct. 27	L	3-6	California	Jan. 27	L	3-5	PHILADELPHIA
Oct. 28	L	2-5	Los Angeles	Jan. 31	W	4-1	LOS ANGELES
Nov. 1	L	1-7	MONTREAL	Feb. 3	W	2-1	MINNESOTA
Nov. 2	L	2-4	Philadelphia	Feb. 4	L	3-4	Minnesota
Nov. 4	W	6-4	NY RANGERS	Feb. 7	L	2-5	Montreal
Nov. 5	T	1-1	Detroit	Feb. 10	L	3-6	Boston
Nov. 8	W	5-2	PHILADELPHIA	Feb. 14	W	6-2	VANCOUVER
Nov. 11	L	3-4	VANCOUVER	Feb. 17	T	3-3	BUFFALO
Nov. 12	L	0-1	Buffalo	Feb. 18	L	1-4	Buffalo
Nov. 15	W	7-1	MINNESOTA	Feb. 20	W	4-1	NY Islanders
Nov. 18	W	6-1	ATLANTA	Feb. 22	W	2-1	NY ISLANDERS
Nov. 19	W	5-3	NY Rangers	Feb. 24	W	2-0	CHICAGO
Nov. 22	W	10-4	ST. LOUIS	Feb. 25	L	1-2	Buffalo
Nov. 25	T	2-2	NY ISLANDERS	Feb. 28	W	4-2	ST. LOUIS
Nov. 26	L	2-6	Atlanta	Mar. 3	L	1-2	CALIFORNIA
Nov. 29	W	7-4	TORONTO	Mar. 4	L	2-5	MINNESOTA
Dec. 2	W	3-2	CHICAGO	Mar. 7	L	4-10	Minnesota
Dec. 3	L	2-4	Chicago	Mar. 10	L	4-5	NY RANGERS
Dec. 6	T	4-4	California	Mar. 11	L	2-3	Philadelphia
Dec. 9	L	1-3	Los Angeles	Mar. 14	W	3-2	Los Angeles
Dec. 13	W	9-1	NY ISLANDERS	Mar. 16	T	5-5	California
Dec. 16	W	5-3	ATLANTA	Mar. 17	L	1-6	Vancouver
Dec. 17	L	1-9	NY Rangers	Mar. 21	W	5-2	CALIFORNIA
Dec. 19	L	2-3	BOSTON	Mar. 24	T	4-4	BUFFALO
Dec. 23	L	3-6	Montreal	Mar. 25	W	4-2	Atlanta
Dec. 26	T	1-1	Detroit	Mar. 28	W	6-3	ATLANTA
Dec. 27	T	3-3	Toronto	Mar. 31	L	2-7	St. Louis
Dec. 29	L	0-4	TORONTO	Apr. 1	W	5-4	PHILADELPHIA
Dec. 30	T	2-2	DETROIT				
Jan.. 2	L	4-5	St. Louis				
Jan. 3	W	5-3	Chicago				
Jan. 6	W	4-2	VANCOUVER				
Jan. 7	L	0-3	NY Rangers				
Jan. 10	L	1-2	DETROIT				

32-37-9, 5TH, WESTERN DIVISION

1973-74

HIGHLIGHTS

Marc Boileau replaces Ken Schinkel as head coach on Feb. 6, and compiles a 14-10-4 record.

The "Century Line" of Syl Apps, Jean Pronovost and Lowell MacDonald combines for 107 goals, the second-highest total in the NHL.

Syl Apps finishes seventh in league scoring with 85 points (24+61), and Lowell Mac Donald finishes ninth overall with 82 points (43+39).

Apps' 61 assists and MacDonald's 43 goals both set new team records.

TRANSACTIONS

Jan. 17, 1974 - Obtained Ron Stackhouse from Detroit for Jim Rutherford and Jack Lynch.

Jan. 17, 1974 - Obtained Bob Kelly, Ab DeMarco and Steve Durbano from St. Louis for Greg Polis, Bryan Watson and a second round choice in the 1974 Entry Draft.

SCORING

PLAYERS	GP	G	A	PTS	PIM
Syl Apps	75	24	61	85	37
Lowell MacDonald	78	43	39	82	14
Jean Pronovost	77	40	32	72	22
Ron Schock	77	14	29	43	22
Al McDonough	37	14	22	36	12
Ron Stackhouse	69	6	29	35	66
Bob Kelly	67	16	18	34	123
Chuck Arnason	74	20	11	31	17
Ab DeMarco	57	10	21	31	15
Greg Polis	41	14	13	27	32
Ron Lalonde	73	10	17	27	14
Steve Durbano	69	8	19	27	284
Wayne Bianchin	69	12	13	25	38
Bernie Lukowich	53	9	10	19	32
Bob McManama	47	5	14	19	18
Dave Burrows	71	3	14	17	30
Ted Snell	55	4	12	16	8
Nick Beverley	67	2	14	16	21
Blaine Stoughton	34	5	6	11	8
Bob Paradise	56	2	8	10	52
Bryan Hextall	37	2	7	9	39
Jean Guy Lagace	31	2	6	8	34
Jack Lynch	17	0	7	7	21
Bryan Watson	38	1	4	5	137
Yvon Labre	16	1	2	3	13
Larry Bignell	20	0	3	3	2
Jim Wiley	22	0	3	3	2
Ron Jones	25	0	3	3	15
Jim Rutherford	26	0	1	1	2
Darryl Edestrand	3	0	0	0	0
Hank Nowak	13	0	0	0	11
Denis Herron	5	0	0	0	0
Gary Inness	20	0	0	0	0
Andy Brown	36	0	0	0	60
Bench					10

GOALTENDING

GOALIE	W-L-T	GP	MP	GA	SO	GAA
Gary Inness	7-10-1	20	1032	56	0	3.26
Jim Rutherford	7-12-4	26	1432	82	0	3.44
Andy Brown	13-16-4	36	1956	115	1	3.53
Denis Herron	1-3-0	5	260	18	0	4.15
TOTALS	28-41-9	78	4680	273	1	3.50

1973-74

GAMES

DATE	RESULT	SCORE	OPPONENT	DATE	RESULT	SCORE	OPPONENT
Oct. 12	W	4-3	Atlanta	Jan. 18	W	6-2	Vancouver
Oct. 13	L	2-8	NY RANGERS	Jan. 20	W	5-3	Philadelphia
Oct. 17	W	4-2	Minnesota	Jan. 23	W	4-1	ST. LOUIS
Oct. 20	W	5-3	CALIFORNIA	Jan. 26	L	0-2	LOS ANGELES
Oct. 21	L	2-8	Boston	Jan. 27	L	5-6	Detroit
Oct. 24	L	2-3	MONTREAL	Jan. 30	L	2-4	NY RANGERS
Oct. 27	L	0-6	PHILADELPHIA	Feb. 2	L	1-3	CHICAGO
Oct. 28	W	7-2	NY Rangers	Feb. 3	L	4-5	Boston
Oct. 31	T	1-1	Montreal	Feb. 7	L	4-5	Philadelphia
Nov. 3	L	0-6	Toronto	Feb. 9	W	3-2	NY Islanders
Nov. 4	L	0-7	Philadelphia	Feb. 10	L	3-5	Chicago
Nov. 7	T	1-1	NY ISLANDERS	Feb. 13	W	5-3	DETROIT
Nov. 10	T	4-4	ATLANTA	Feb. 16	W	7-3	CALIFORNIA
Nov. 13	W	5-2	MINNESOTA	Feb. 20	T	1-1	ST. LOUIS
Nov. 15	L	3-5	St. Louis	Feb. 23	L	2-6	BOSTON
Nov. 17	L	1-4	CHICAGO	Feb. 24	W	4-2	Chicago
Nov. 18	L	0-7	NY Rangers	Feb. 27	W	4-1	LOS ANGELES
Nov. 21	W	5-4	VANCOUVER	Feb. 28	L	1-7	Montreal
Nov. 22	W	4-2	Toronto	Mar. 2	W	6-1	VANCOUVER
Nov. 24	L	2-5	MONTREAL	Mar. 5	W	2-1	NY Islanders
Nov. 28	L	3-4	TORONTO	Mar. 7	T	2-2	Toronto
Dec. 1	T	2-2	ATLANTA	Mar. 9	W	7-5	St. Louis
Dec. 2	L	1-2	Chicago	Mar. 10	L	4-5	MONTREAL
Dec. 5	L	1-4	Los Angeles	Mar. 13	L	1-5	Los Angeles
Dec. 7	L	3-4	California	Mar. 15	W	6-1	California
Dec. 8	L	2-3	Vancouver	Mar. 16	W	8-6	Vancouver
Dec. 12	W	9-1	CALIFORNIA	Mar. 20	T	1-1	NY ISLANDERS
Dec. 15	L	0-2	DETROIT	Mar. 23	L	1-5	Minnesota
Dec. 16	W	2-1	Atlanta	Mar. 24	W	8-0	DETROIT
Dec. 20	L	5-6	Boston	Mar. 27	T	3-3	MINNESOTA
Dec. 22	L	1-4	NY RANGERS	Mar. 30	L	3-4	St. Louis
Dec. 23	L	2-3	Buffalo	Mar. 31	W	4-2	ATLANTA
Dec. 26	T	2-2	Detroit	Apr. 2	L	2-3	NY Islanders
Dec. 28	L	1-3	ST. LOUIS	Apr. 4	W	4-2	BUFFALO
Dec. 29	L	2-4	CHICAGO	Apr. 6	W	6-1	PHILADELPHIA
Jan. 2	L	4-8	Minnesota	Apr. 7	L	3-6	Atlanta
Jan. 3	L	1-6	Buffalo				
Jan. 5	W	5-2	BUFFALO				
Jan. 9	L	4-6	TORONTO				
Jan. 12	W	5-2	BUFFALO				
Jan. 13	L	3-5	BOSTON				
Jan. 16	L	0-2	LOS ANGELES				

28-41-9, 5TH, WESTERN DIVISION

1974-75

HIGHLIGHTS

Syl Apps is named MVP of the All-Star Game at Montreal after recording two goals for the Wales Conference.

The Penguins record their 200th franchise victory with a 6-1 win over Chicago on Jan. 29.

Ron Stackhouse records six assists on Mar. 8 vs. Philadelphia.

Pierre Larouche records 68 points (31+37) to lead all NHL rookies.

TRANSACTIONS

Sept. 13, 1974 - Obtained Rick Kehoe from Toronto for Blaine Stoughton and a first round choice in the 1977 Entry Draft.

Nov. 4, 1974 - Obtained Barry Wilkins from Vancouver for Ab DeMarco.

Dec. 14, 1974 - Obtained Lew Morrison from Washington for Ron Lalonde.

Jan. 10, 1975 - Obtained Michel Plasse from Kansas City for Jean Guy Lagace and Denis Herron.

SCORING

PLAYERS	GP	G	A	PTS	PIM
Ron Schock	80	23	63	86	36
Syl Apps	79	24	55	79	43
Jean Pronovost	78	43	32	75	37
Vic Hadfield	78	31	42	73	72
Pierre Larouche	79	31	37	68	52
Rick Kehoe	76	32	31	63	22
Lowell MacDonald	71	27	33	60	24
Ron Stackhouse	72	15	45	60	52
Chuck Arnason	78	26	32	58	32
Bob Kelly	69	27	24	51	120
Barry Wilkins	58	5	29	34	97
Pete Laframboise	80	10	23	33	30
Colin Campbell	59	4	15	19	172
Bob Paradise	78	3	15	18	109
Dennis Owchar	46	6	11	17	67
Dave Burrows	78	2	15	17	49
Lew Morrison	70	7	9	16	10
Bob McManama	40	5	9	14	6
Nelson Debenedet	31	6	3	9	11
Jean Guy Lagace	27	1	8	9	39
Kelly Pratt	22	0	6	6	15
Ab DeMarco	8	2	1	3	4
Ron Lalonde	24	0	3	3	0
Michel Plasse	44	0	2	2	24
Gary Inness	57	0	2	2	2
Mario Faubert	10	1	0	1	6
Steve Durbano	1	0	1	1	0
Yves Bergeron	2	0	0	0	0
Denis Herron	3	0	0	0	0
Bob Stumpf	3	0	0	0	4
Harvey Bennett	7	0	0	0	0
Bob Johnson	12	0	0	0	6
Bench					14

GOALTENDING

GOALIE	W-L-T	GP	MP	GA	SO	GAA
Gary Inness	24-18-10	57	3122	161	2	3.09
Michel Plasse	9-5-4	20	1094	73	0	4.00
Bob Johnson	3-4-1	12	476	40	0	5.04
Denis Herron	1-1-0	3	108	11	0	6.11
TOTALS	37-28-15	80	48--	285	2	3.61

1974-75

GAMES

DATE	RESULT	SCORE	OPPONENT	DATE	RESULT	SCORE	OPPONENT
Oct. 9	W	4-2	Minnesota	Jan. 19	W	3-2	Washington
Oct. 12	W	7-2	DETROIT	Jan. 22	W	7-5	CALIFORNIA
Oct. 19	L	3-6	PHILADELPHIA	Jan. 25	W	5-2	NY RANGERS
Oct. 20	L	1-5	Atlanta	Jan. 26	L	2-7	Montreal
Oct. 23	T	5-5	BOSTON	Jan. 29	W	6-1	CHICAGO
Oct. 26	L	4-5	NY RANGERS	Jan. 30	L	2-5	Detroit
Oct. 29	L	0-2	Los Angeles	Feb. 1	T	4-4	St. Louis
Nov. 1	L	4-7	Vancouver	Feb. 4	W	3-2	Vancouver
Nov. 3	T	3-3	Chicago	Feb. 5	W	3-2	Los Angeles
Nov. 5	W	5-3	Kansas City	Feb. 7	W	4-1	California
Nov. 7	L	3-5	LOS ANGELES	Feb. 11	L	1-2	NY Islanders
Nov. 9	W	5-2	CALIFORNIA	Feb. 12	T	3-3	BUFFALO
Nov. 10	L	3-8	Buffalo	Feb. 15	W	8-3	Toronto
Nov. 13	W	8-2	NY ISLANDERS	Feb. 16	W	3-2	NY ISLANDERS
Nov. 16	W	8-1	WASHINGTON	Feb. 19	T	2-2	LOS ANGELES
Nov. 17	W	6-0	Washington	Feb. 22	W	3-2	ST. LOUIS
Nov. 19	L	3-4	NY Islanders	Feb. 23	L	1-3	DETROIT
Nov. 20	W	8-5	Toronto	Feb. 25	L	4-6	Boston
Nov. 23	T	0-0	LOS ANGELES	Feb. 26	W	3-1	WASHINGTON
Nov. 24	L	5-7	NY Rangers	Mar. 1	W	7-3	VANCOUVER
Nov. 27	L	2-3	MONTREAL	Mar. 2	W	8-6	NY Rangers
Nov. 30	T	5-5	BUFFALO	Mar. 5	T	4-4	Kansas City
Dec. 1	L	3-6	Buffalo	Mar. 8	W	8-2	PHILADELPHIA
Dec. 4	W	4-2	TORONTO	Mar. 9	L	4-8	Buffalo
Dec. 7	L	2-5	Montreal	Mar. 12	W	5-3	BOSTON
Dec. 8	L	2-3	Boston	Mar. 13	L	0-6	Philadelphia
Dec. 12	T	3-3	MONTREAL	Mar. 15	W	12-1	WASHINGTON
Dec. 14	W	6-3	CHICAGO	Mar. 16	W	6-3	KANSAS CITY
Dec. 15	W	3-2	Detroit	Mar. 18	L	2-5	St. Louis
Dec. 18	L	4-6	Toronto	Mar. 19	T	3-3	California
Dec. 19	T	4-4	KANSAS CITY	Mar. 22	L	0-4	Los Angeles
Dec. 21	L	7-8	Minnesota	Mar. 26	W	6-4	MONTREAL
Dec. 22	L	0-4	Philadelphia	Mar. 29	W	4-2	Detroit
Dec. 26	T	2-2	ST. LOUIS	Mar. 30	W	4-1	MINNESOTA
Dec. 28	T	3-3	ATLANTA	Apr. 2	L	0-6	Montreal
Dec. 30	W	7-5	TORONTO	Apr. 5	W	7-1	DETROIT
Jan. 2	W	6-3	MINNESOTA	Apr. 6	L	4-8	Washington
Jan. 4	W	4-3	VANCOUVER				
Jan. 8	L	5-7	Chicago				
Jan. 10	T	3-3	Atlanta				
Jan. 11	W	6-3	CALIFORNIA				
Jan. 15	W	5-3	ATLANTA				
Jan. 18	T	4-4	BOSTON				

37-28-15, 3RD, NORRIS DIVISION

1975-76

HIGHLIGHTS

Jean Pronovost records a 16-game point streak from Nov. 1 through Dec. 3.

The Penguins post an 11-game unbeaten streak (7-0-4) from Feb. 7 through Feb. 28.

Pierre Larouche finished fifth overall in league scoring with 111 points (53+58), and is joined in the top 10 by Jean Pronovost (52+52=104, eighth) and Syl Apps (32+67=99, tenth).

Larouche's 53 goals and Apps' 67 assists establish new team records.

TRANSACTIONS

Dec. 16, 1975 - Obtained Stan Gilbertson from Washington for Harvey Bennett.

Jan. 9, 1976 - Obtained Ed Gilbert, Simon Nolet and a first round choice in the 1976 Entry Draft from Kansas City for Steve Durbano, Chuck Arnason and a first round choice in the 1976 Entry Draft.

Mar. 8, 1976 - Obtained Ed Van Impe and Bob Taylor from Philadelphia for Gary Inness and future considerations.

SCORING

PLAYERS	GP	G	A	PTS	PIM
Pierre Larouche	76	53	58	111	33
Jean Pronovost	80	52	52	104	24
Syl Apps	80	32	67	99	24
Rick Kehoe	71	29	47	76	6
Lowell MacDonald	69	30	43	73	12
Ron Stackhouse	80	11	60	71	76
Vic Hadfield	76	30	35	65	46
Ron Schock	80	18	44	62	28
Bob Kelly	77	25	30	55	149
Dave Burrows	80	7	22	29	51
Barry Wilkins	75	0	27	27	106
Stan Gilbertson	48	13	8	21	6
Simon Nolet	39	9	8	17	2
Colin Campbell	64	7	10	17	105
Dennis Owchar	54	5	12	17	19
Chuck Arnason	30	7	3	10	14
Lew Morrison	78	4	5	9	8
Mario Faubert	21	1	8	9	10
Steve Durbano	32	0	8	8	161
Harvey Bennett	25	3	3	6	53
Wayne Bianchin	14	1	5	6	4
Ed Van Impe	12	0	5	5	16
Bob McManama	12	1	2	3	4
Ed Gilbert	38	1	1	2	0
Jacques Cossette	7	0	2	2	9
Michel Plasse	56	0	2	2	18
Bob Taylor	2	0	0	0	0
Gordie Laxton	8	0	0	0	0
Bob Paradise	9	0	0	0	4
Gary Inness	23	0	0	0	2
Bench					14

GOALTENDING

GOALIE	W-L-T	GP	MP	GA	SO	GAA
Michel Plasse	24-19-10	55	3096	178	2	3.45
Gary Inness	8-9-2	23	1212	82	0	4.06
Gordie Laxton	3-4-0	8	414	31	0	4.49
Bob Taylor	0-1-0	2	78	7	0	5.38
TOTALS	35-33-12	80	4800	303	2	3.79

1975-76

GAMES

DATE	RESULT	SCORE	OPPONENT	DATE	RESULT	SCORE	OPPONENT
Oct. 7	W	4-2	Washington	Jan. 17	W	3-2	BUFFALO
Oct. 11	W	7-5	WASHINGTON	Jan. 18	W	8-3	NY RANGERS
Oct. 15	W	8-4	Toronto	Jan. 22	L	3-4	MONTREAL
Oct. 18	W	6-1	DETROIT	Jan. 24	W	8-2	WASHINGTON
Oct. 21	L	1-7	MONTREAL	Jan. 25	T	1-1	MINNESOTA
Oct. 25	T	4-4	PHILADELPHIA	Jan. 29	W	6-2	KANSAS CITY
Oct. 30	L	0-4	Los Angeles	Jan. 31	T	4-4	Kansas City
Nov. 1	L	3-7	Minnesota	Feb. 1	W	7-1	TORONTO
Nov. 2	L	2-7	Buffalo	Feb. 5	L	1-5	Boston
Nov. 5	W	7-6	NY ISLANDERS	Feb. 7	W	7-3	Los Angeles
Nov. 6	W	5-3	St. Louis	Feb. 8	W	7-3	Vancouver
Nov. 8	L	5-7	CHICAGO	Feb. 11	T	4-4	California
Nov. 9	L	4-6	Philadelphia	Feb. 14	T	4-4	NY Islanders
Nov. 12	T	6-6	Washington	Feb. 15	W	6-4	LOS ANGELES
Nov. 13	L	4-5	MONTREAL	Feb. 17	W	6-1	KANSAS CITY
Nov. 15	L	2-5	BUFFALO	Feb. 19	W	7-5	TORONTO
Nov. 18	L	3-5	CALIFORNIA	Feb. 21	W	10-1	CHICAGO
Nov. 21	W	4-1	Atlanta	Feb. 22	T	2-2	Detroit
Nov. 22	W	6-3	LOS ANGELES	Feb. 25	T	3-3	ATLANTA
Nov. 26	W	5-2	DETROIT	Feb. 28	W	5-4	VANCOUVER
Nov. 29	W	8-3	NY RANGERS	Feb. 29	L	3-5	ST. LOUIS
Nov. 30	L	2-4	Boston	Mar. 2	W	6-2	Minnesota
Dec. 3	T	3-3	Chicago	Mar. 6	W	5-0	MINNESOTA
Dec. 4	L	1-6	NY Islanders	Mar. 7	L	3-5	NY ISLANDERS
Dec. 7	W	6-3	TORONTO	Mar. 10	L	6-7	BUFFALO
Dec. 9	L	2-3	Kansas City	Mar. 13	W	4-2	CALIFORNIA
Dec. 10	L	2-3	Detroit	Mar. 14	W	7-1	ST. LOUIS
Dec. 13	T	4-4	BOSTON	Mar. 16	L	4-5	Montreal
Dec. 14	L	4-7	Montreal	Mar. 19	W	7-3	Washington
Dec. 17	W	9-2	California	Mar. 21	W	4-2	NY Rangers
Dec. 19	L	1-5	Vancouver	Mar. 24	T	5-5	BOSTON
Dec. 20	W	5-1	Los Angeles	Mar. 25	L	2-5	St. Louis
Dec. 23	L	3-4	NY Rangers	Mar. 28	W	3-0	DETROIT
Dec. 26	L	3-4	Atlanta	Mar. 29	L	4-5	Toronto
Dec. 27	W	3-2	ATLANTA	Mar. 31	L	3-7	Montreal
Dec. 31	W	5-1	LOS ANGELES	Apr. 3	L	4-5	WASHINGTON
Jan. 3	L	4-8	PHILADELPHIA	Apr. 4	W	6-5	Detroit
Jan. 4	L	3-5	Chicago				
Jan. 7	L	1-4	California				
Jan. 10	T	3-3	VANCOUVER				
Jan. 11	L	0-6	Buffalo				
Jan. 13	L	2-6	Boston				
Jan. 15	L	1-4	Philadelphia				

35-33-12, 3RD, NORRIS DIVISION

1976-77

HIGHLIGHTS

Pierre Larouche records his fourth career hat trick in a 6-6 tie at Toronto on Feb. 19.

Dunc Wilson and Denis Herron combine for 52 saves in a 7-3 loss to Atlanta on Mar. 15.

Wayne Bianchin and Atlanta's Guy Chouinard record goals just four seconds apart on Mar. 15 to set the NHL record for two fastest goals.

TRANSACTIONS

Aug. 11, 1976 - Obtained Don Awrey from Montreal for a third round choice in the 1978 Entry Draft.

Oct. 8, 1976 - Obtained Dunc Wilson from the New York Rangers for cash and other considerations.

Oct. 18, 1976 - Obtained Mike Corrigan from Los Angeles for a fifth round choice in the 1977 Entry Draft.

SCORING

PLAYERS	GP	G	A	PTS	PIM
Jean Pronovost	79	33	31	64	24
Pierre Larouche	65	29	34	63	14
Syl Apps	72	18	43	61	20
Rick Kehoe	80	30	27	57	10
Ron Schock	80	17	32	49	10
Mike Corrigan	73	14	27	41	36
Ron Stackhouse	80	7	34	41	72
Greg Malone	66	18	19	37	43
Blair Chapman	80	14	23	37	16
Wayne Bianchin	79	28	6	34	28
Bob Kelly	74	10	21	31	115
Dennis Owchar	46	5	18	23	37
Stan Gilbertson	67	6	9	15	13
Mario Faubert	47	2	11	13	32
Russ Anderson	66	2	11	13	81
Don Awrey	79	1	12	13	40
Dave Burrows	69	3	6	9	29
Lew Morrison	76	2	1	3	0
Ed Van Impe	10	0	3	3	6
Lowell MacDonald	3	1	1	2	0
Vic Hadfield	9	0	2	2	0
Tom Price	7	0	2	2	4
Denis Herron	34	0	1	1	4
Dunc Wilson	45	0	1	1	21
Yves Bergeron	1	0	0	0	0
Steve Lyon	3	0	0	0	2
Gordie Laxton	6	0	0	0	0
Ed Gilbert	7	0	0	0	0
Bench					12

GOALTENDING

GOALIE	W-L-T	GP	MP	GA	SO	GAA
Denis Herron	15-11-5	34	1920	94	1	2.94
Dunc Wilson	18-19-8	45	2627	129	5	2.95
Gordie Laxton	1-3-0	6	253	26	0	6.17
TOTALS	34-33-13	80	4800	252	6	3.15

1976-77

GAMES

DATE	RESULT	SCORE	OPPONENT	DATE	RESULT	SCORE	OPPONENT
Oct. 6	W	9-5	VANCOUVER	Jan. 16	L	5-6	ATLANTA
Oct. 7	L	1-10	Montreal	Jan. 19	W	3-0	Vancouver
Oct. 9	L	4-7	LOS ANGELES	Jan. 20	L	3-5	Los Angeles
Oct. 13	L	1-4	Chicago	Jan. 22	W	3-2	NY ISLANDERS
Oct. 15	L	1-2	Atlanta	Jan. 27	W	3-0	NY Rangers
Oct. 16	W	4-3	DETROIT	Jan. 29	L	2-5	PHILADELPHIA
Oct. 20	T	4-4	Toronto	Jan. 30	W	5-2	BOSTON
Oct. 23	L	1-9	MONTREAL	Feb. 2	W	5-2	MINNESOTA
Oct. 24	T	3-3	ATLANTA	Feb. 3	T	0-0	Cleveland
Oct. 27	T	4-4	Buffalo	Feb. 5	W	3-1	DETROIT
Oct. 28	L	0-3	Philadelphia	Feb. 6	L	2-5	Colorado
Oct. 30	T	2-2	NY RANGERS	Feb. 8	L	3-6	St. Louis
Nov. 2	W	7-1	LOS ANGELES	Feb. 11	L	2-3	Vancouver
Nov. 5	W	4-1	Colorado	Feb. 12	W	3-2	Los Angeles
Nov. 7	T	2-2	Cleveland	Feb. 16	T	4-4	MONTREAL
Nov. 10	L	2-3	Minnesota	Feb. 19	T	6-6	Toronto
Nov. 13	W	1-0	PHILADELPHIA	Feb. 20	W	4-1	CLEVELAND
Nov. 14	W	5-1	NY Rangers	Feb. 22	L	1-3	Washington
Nov. 20	L	2-5	COLORADO	Feb. 24	L	2-3	Detroit
Nov. 21	W	5-0	CHICAGO	Feb. 26	W	2-1	WASHINGTON
Nov. 24	L	0-4	BOSTON	Feb. 27	T	2-2	BOSTON
Nov. 26	W	3-1	Cleveland	Mar. 2	L	0-5	LOS ANGELES
Nov. 27	L	1-3	NY ISLANDERS	Mar. 3	L	1-5	Montreal
Nov. 30	L	4-6	Washington	Mar. 5	T	3-3	Los Angeles
Dec. 2	W	4-2	NY Islanders	Mar. 6	W	2-1	St. Louis
Dec. 4	L	1-3	Montreal	Mar. 9	W	3-0	COLORADO
Dec. 7	W	6-2	MINNESOTA	Mar. 12	W	3-2	BUFFALO
Dec. 9	W	2-1	Buffalo	Mar. 13	L	0-4	Philadelphia
Dec. 11	L	3-6	NY Islanders	Mar. 15	L	3-7	Atlanta
Dec. 12	W	5-3	ST. LOUIS	Mar. 16	W	7-3	ST. LOUIS
Dec. 16	W	5-4	CLEVELAND	Mar. 19	L	2-5	NY RANGERS
Dec. 18	L	3-5	WASHINGTON	Mar. 20	L	2-3	Chicago
Dec. 19	L	3-6	Boston	Mar. 22	W	4-2	Minnesota
Dec. 22	W	5-2	Toronto	Mar. 27	L	0-3	Boston
Dec. 23	L	2-5	Detroit	Mar. 30	L	3-4	WASHINGTON
Dec. 26	W	4-2	TORONTO	Apr. 2	W	4-3	Detroit
Dec. 29	T	3-3	MONTREAL	Apr. 3	W	4-2	DETROIT
Jan. 1	W	6-3	BUFFALO				
Jan. 4	T	2-2	VANCOUVER				
Jan. 6	T	3-3	Washington				
Jan. 8	W	4-2	CHICAGO				
Jan. 11	L	0-2	TORONTO				
Jan. 15	W	5-2	BUFFALO				

34-33-13, 3RD, NORRIS DIVISION

1977-78

HIGHLIGHTS

Johnny Wilson is named head coach on June 13.

Pete Mahovlich records a hat trick in his first game with the Penguins, a 6-4 win over Detroit on Nov. 30.

Jean Pronovost posts a seven-game goal streak from Jan. 2 through Jan. 14.

Edward J. DeBartolo takes control of the Penguins on Apr. 5.

TRANSACTIONS

Sept. 20, 1977 - Obtained Brian Spencer from Buffalo for Ron Schock.

Oct. 1, 1977 - Obtained Bob Paradise from Washington for the rights to Don Awrey.

Nov. 2, 1977 - Obtained Gene Carr, Dave Schultz and a fourth round choice in the 1978 Entry Draft from Los Angeles for Syl Apps and Hartland Monahan.

Nov. 29, 1977 - Obtained Peter Lee and Pete Mahovlich from Montreal for Pierre Larouche and the rights to Peter Marsh.

SCORING

PLAYERS	GP	G	A	PTS	PIM
Jean Pronovost	79	40	25	65	50
Pete Mahovlich	57	25	36	61	37
Greg Malone	78	18	43	61	80
Gene Carr	70	17	37	54	76
Rick Kehoe	70	29	21	50	10
Blair Chapman	75	24	20	44	37
Tom Edur	58	5	38	43	18
Dave Schultz	66	9	25	34	378
Wayne Bianchin	61	20	13	33	40
Brian Spencer	79	9	11	20	81
Mike Corrigan	25	8	12	20	10
Ron Stackhouse	50	5	15	20	36
Dave Burrows	67	4	15	19	24
Peter Lee	60	5	13	18	19
Russ Anderson	74	2	16	18	150
Lowell MacDonald	19	5	8	13	2
John Flesch	29	7	5	12	19
Bob Paradise	64	2	10	12	53
Pierre Larouche	20	6	5	11	0
Dennis Owchar	22	2	8	10	23
Colin Campbell	55	1	9	10	103
Tom Cassidy	26	3	4	7	15
Syl Apps	9	0	7	7	0
Jim Hamilton	25	2	4	6	2
Mario Faubert	18	0	6	6	11
Derek Sanderson	13	3	1	4	0
Jacques Cossette	19	1	2	3	4
Hartland Monahan	7	2	0	2	2
Lew Morrison	8	0	2	2	0
Dunc Wilson	21	0	1	1	0
Denis Herron	60	0	1	1	6
Greg Redquest	1	0	0	0	0
Kim Davis	1	0	0	0	0
Gordie Laxton	2	0	0	0	0
Tom Price	10	0	0	0	0
Bench					14

GOALTENDING

GOALIE	W-L-T	GP	MP	GA	SO	GAA
Denis Herron	20-25-15	60	3534	210	0	3.57
Dunc Wilson	5-11-3	21	1180	95	0	4.83
Gordie Laxton	0-1-0	2	73	9	0	7.40
Greg Redquest	0-0-0	1	13	3	0	13.85
TOTALS	25-37-18	80	4800	321	0	4.01

1977-78

GAMES

DATE	RESULT	SCORE	OPPONENT	DATE	RESULT	SCORE	OPPONENT
Oct. 12	W	4-2	ST. LOUIS	Jan. 18	L	0-1	Atlanta
Oct. 14	L	1-2	Washington	Jan. 21	L	2-5	WASHINGTON
Oct. 15	L	2-8	PHILADELPHIA	Jan. 22	W	3-1	NY RANGERS
Oct. 19	T	3-3	NY Rangers	Jan. 28	T	3-3	BUFFALO
Oct. 20	L	0-11	Philadelphia	Jan. 29	L	2-8	Boston
Oct. 22	W	5-2	ATLANTA	Jan. 31	W	5-3	Detroit
Oct. 23	W	3-2	Cleveland	Feb. 1	W	6-1	MINNESOTA
Oct. 26	L	3-4	DETROIT	Feb. 4	L	1-8	BOSTON
Oct. 29	L	3-5	BOSTON	Feb. 7	W	4-2	Colorado
Nov. 2	L	1-3	Detroit	Feb. 11	T	3-3	Los Angeles
Nov. 4	L	2-5	Atlanta	Feb. 14	W	2-1	CHICAGO
Nov. 5	L	3-4	NY Islanders	Feb. 18	T	1-1	LOS ANGELES
Nov. 9	W	5-3	CLEVELAND	Feb. 19	T	2-2	Chicago
Nov. 12	W	7-4	CHICAGO	Feb. 21	W	5-4	St. Louis
Nov. 13	T	3-3	Buffalo	Feb. 22	T	2-2	ST. LOUIS
Nov. 16	L	4-7	Minnesota	Feb. 25	L	1-3	PHILADELPHIA
Nov. 19	T	5-5	NY RANGERS	Feb. 26	T	4-4	Buffalo
Nov. 22	T	3-3	Vancouver	Mar. 1	L	2-5	MONTREAL
Nov. 24	L	3-5	Los Angeles	Mar. 4	L	3-6	NY Islanders
Nov. 26	W	5-2	NY ISLANDERS	Mar. 5	T	3-3	NY ISLANDERS
Nov. 29	L	1-9	Montreal	Mar. 8	W	5-3	COLORADO
Nov. 30	W	6-4	DETROIT	Mar. 11	L	1-3	VANCOUVER
Dec. 3	T	4-4	BUFFALO	Mar. 12	L	1-7	TORONTO
Dec. 4	W	4-2	Washington	Mar. 14	L	2-4	Los Angeles
Dec. 6	T	3-3	Colorado	Mar. 15	L	4-7	Vancouver
Dec. 8	L	3-5	LOS ANGELES	Mar. 18	W	3-2	Toronto
Dec. 10	L	2-6	Boston	Mar. 19	L	1-9	Chicago
Dec. 11	L	1-5	ATLANTA	Mar. 21	L	1-7	Minnesota
Dec. 14	L	2-3	St. Louis	Mar. 22	L	2-5	COLORADO
Dec. 17	W	5-3	MONTREAL	Mar. 25	T	2-2	DETROIT
Dec. 22	T	3-3	Buffalo	Mar. 29	L	2-6	Montreal
Dec. 23	L	2-6	TORONTO	Mar. 30	L	3-6	Boston
Dec. 26	W	5-4	Toronto	Apr. 2	W	6-3	TORONTO
Dec. 28	T	2-2	WASHINGTON	Apr. 5	W	7-2	MINNESOTA
Dec. 29	L	3-4	Montreal	Apr. 6	L	4-6	Detroit
Dec. 31	W	6-3	CLEVELAND	Apr. 8	L	4-6	WASHINGTON
Jan. 2	L	2-3	Washington	Apr. 9	W	3-2	Cleveland
Jan. 4	W	8-3	VANCOUVER				
Jan. 7	T	3-3	LOS ANGELES				
Jan. 9	W	5-3	NY Rangers				
Jan. 11	L	6-8	MONTREAL				
Jan. 12	T	4-4	Philadelphia				
Jan. 14	W	4-2	CLEVELAND				

34-33-13, 3RD, NORRIS DIVISION

1978-79

HIGHLIGHTS

Penguins record a 10-game unbeaten streak (6-0-4) from Mar. 13 through Mar. 28.

The Penguins set a single-season record with 34 road points.

George Ferguson scores in overtime to eliminate Buffalo from the preliminary round of the playoffs, 2-1.

TRANSACTIONS

June 13, 1978 - Obtained Randy Carlyle and George Ferguson from Toronto for Dave Burrows.

June 14, 1978 - Obtained Tom Bladon, Orest Kindrachuk and Ross Lonsberry from Philadelphia for a first round choice in the 1978 Entry Draft.

Sept. 6, 1978 - Obtained Gregg Sheppard from Boston in a three-way deal, with Pittsburgh sending Jean Pronovost to Atlantan and Atlanta sending Dick Redmond to Boston.

Oct. 18, 1978 - Obtained Rod Schutt from Montreal for a first round choice in the 1981 Entry Draft.

SCORING

PLAYERS	GP	G	A	PTS	PIM
Greg Malone	80	35	30	65	52
Orest Kindrachuk	79	18	42	60	84
Peter Lee	80	32	26	58	24
Peter Mahovlich	60	14	39	53	39
George Ferguson	80	21	29	50	37
Randy Carlyle	70	13	34	47	78
Ross Lonsberry	80	24	22	46	38
Rick Kehoe	57	27	18	45	2
Rod Schutt	74	24	21	45	33
Ron Stackhouse	75	10	33	43	54
Gregg Sheppard	60	15	22	37	9
Dale Tallon	63	5	24	29	35
Tom Bladon	78	4	23	27	64
Gary McAdam	68	11	14	25	15
Colin Campbell	65	2	18	20	137
Blair Chapman	71	10	8	18	18
Russ Anderson	72	3	13	16	93
Wayne Bianchin	40	7	4	11	20
Jacques Cossette	38	7	2	9	16
Denis Herron	56	0	2	2	18
Kim Davis	1	1	0	1	0
Bob Paradise	14	0	1	1	4
Gordon Laxton	1	0	0	0	0
Jim Hamilton	2	0	0	0	0
Tom Price	2	0	0	0	4
Lex Hudson	2	0	0	0	0
Mike Meeker	4	0	0	0	5
Brian Spencer	7	0	0	0	0
Greg Millen	28	0	0	0	0
Bench					16

GOALTENDING

GOALIE	W-L-T	GP	MP	GA	SO	GAA
Denis Herron	22-19-12	56	3208	180	0	3.37
Greg Millen	14-11-1	28	1532	86	2	3.37
Gordie Laxton	0-1-0	1	60	8	0	8.00
TOTALS	36-31-13	80	4800	279	2	3.49

1978-79

GAMES

DATE	RESULT	SCORE	OPPONENT	DATE	RESULT	SCORE	OPPONENT
Oct. 11	L	2-3	TORONTO	Jan. 16	W	5-0	MINNESOTA
Oct. 12	L	2-8	Boston	Jan. 17	L	1-4	Detroit
Oct. 14	T	4-4	BOSTON	Jan. 20	L	2-5	WASHINGTON
Oct. 18	L	3-5	NY ISLANDERS	Jan. 24	L	1-4	Los Angeles
Oct. 19	L	1-3	Philadelphia	Jan. 25	L	3-5	Colorado
Oct. 21	W	5-1	WASHINGTON	Jan. 27	W	5-3	LOS ANGELES
Oct. 25	T	6-6	ST. LOUIS	Jan. 31	L	1-4	MONTREAL
Oct. 28	L	2-4	ATLANTA	Feb. 3	W	4-2	DETROIT
Oct. 29	L	2-3	NY Rangers	Feb. 4	L	3-8	Detroit
Nov. 1	L	4-6	Washington	Feb. 15	W	6-5	MINNESOTA
Nov. 3	L	0-2	Atlanta	Feb. 17	W	6-3	BUFFALO
Nov. 4	W	7-3	DETROIT	Feb. 18	L	2-6	Detroit
Nov. 8	W	6-3	COLORADO	Feb. 21	W	3-1	MONTREAL
Nov. 9	T	4-4	Buffalo	Feb. 22	L	0-12	Montreal
Nov. 11	L	1-2	NY RANGERS	Feb. 24	W	5-1	CHICAGO
Nov. 16	W	6-3	Vancouver	Feb. 25	T	2-2	Chicago
Nov. 18	W	3-1	Los Angeles	Feb. 28	W	5-3	COLORADO
Nov. 22	L	2-3	MONTREAL	Mar. 3	L	4-8	St. Louis
Nov. 23	L	4-8	Montreal	Mar. 4	W	7-2	Colorado
Nov. 25	L	1-3	PHILADELPHIA	Mar. 7	L	0-4	LOS ANGELES
Nov. 26	L	2-8	Toronto	Mar. 10	W	3-2	PHILADELPHIA
Nov. 29	W	5-3	WASHINGTON	Mar. 11	L	0-4	Toronto
Dec. 1	W	7-4	Washington	Mar. 13	W	9-3	Vancouver
Dec. 2	W	5-2	CHICAGO	Mar. 14	T	3-3	Los Angeles
Dec. 5	T	3-3	NY Islanders	Mar. 17	W	5-2	Washington
Dec. 6	W	6-4	TORONTO	Mar. 18	W	5-1	NY Rangers
Dec. 8	T	3-3	Montreal	Mar. 21	T	2-2	WASHINGTON
Dec. 9	T	4-4	BUFFALO	Mar. 22	W	3-1	Boston
Dec. 13	W	3-0	ST. LOUIS	Mar. 24	T	3-3	NY Islanders
Dec. 14	L	1-2	Philadelphia	Mar. 25	T	2-2	NY ISLANDERS
Dec. 16	W	6-5	VANCOUVER	Mar. 27	W	5-1	Minnesota
Dec. 17	T	3-3	Chicago	Mar. 28	W	7-1	NY RANGERS
Dec. 21	W	4-1	Los Angeles	Mar. 31	L	3-5	Montreal
Dec. 23	L	3-5	Minnesota	Apr. 1	L	2-7	ATLANTA
Dec. 27	W	5-2	LOS ANGELES	Apr. 3	W	3-2	St. Louis
Dec. 30	W	3-1	DETROIT	Apr. 7	W	4-3	DETROIT
Dec. 31	W	5-4	Detroit	Apr. 18	L	2-5	Washington
Jan. 3	L	3-5	VANCOUVER				
Jan. 5	T	3-3	Atlanta				
Jan. 6	L	3-4	LOS ANGELES				
Jan. 10	W	3-2	MONTREAL				
Jan. 13	W	5-3	BOSTON				
Jan. 14	W	5-4	Buffalo				

36-31-13, 2ND, NORRIS DIVISION

1979-80

HIGHLIGHTS

Greg Malone records six assists vs. Quebec on Nov. 28.

The Penguins wear black and gold for the first time vs. St. Louis on Jan. 30.

Olympian Mark Johnson makes his Penguins debut on Mar. 2 vs. the New York Islanders.

TRANSACTIONS

Aug. 3, 1979 - Obtained Nick Libett from Detroit for Pete Mahovich.

Aug. 30, 1979 - Obtained Rob Holland and Pat Hughes from Montreal for Denis Herron and a second round choice in the 1982 Entry Draft.

Nov. 13, 1979 - Obtained Bob Stewart from St. Louis for Blair Chapman.

SCORING

PLAYERS	GP	G	A	PTS	PIM
Rick Kehoe	79	30	30	60	4
Greg Malone	51	19	32	51	46
George Ferguson	73	21	28	49	36
Orest Kindrachuk	52	17	29	46	63
Peter Lee	74	16	29	45	20
Gary McAdam	78	19	22	41	63
Rod Schutt	73	18	21	39	43
Gregg Sheppard	76	13	24	37	20
Randy Carlyle	67	8	28	36	45
Ross Lonsberry	76	15	18	33	36
Ron Stackhouse	78	6	27	33	36
Pat Hughes	76	18	14	32	78
Russ Anderson	76	5	22	27	150
Nick Libett	78	14	12	26	14
Paul Marshall	46	9	12	21	9
Mario Faubert	49	5	13	18	31
Dale Tallon	32	5	9	14	18
Bob Stewart	75	3	8	11	56
Kim Davis	24	3	7	10	43
Mark Johnson	17	3	5	8	4
Tom Bladon	57	2	6	8	35
Greg Millen	44	0	3	3	14
Kim Clackson	46	0	3	3	166
Jim Hamilton	10	2	0	2	0
Nick Ricci	4	0	0	0	0
Rob Holland	34	0	0	0	2
Bench					10

GOALTENDING

GOALIE	W-L-T	GP	MP	GA	SO	GAA
Nick Ricci	2-2-0	4	240	14	0	3.50
Greg Millen	18-18-7	44	2586	157	2	3.64
Rob Holland	10-17-6	34	1974	126	1	3.83
TOTALS	30-37-13	80	4800	303	3	3.79

1979-80

GAMES

DATE	RESULT	SCORE	OPPONENT	DATE	RESULT	SCORE	OPPONENT
Oct. 10	W	4-2	WINNIPEG	Jan. 19	L	2-5	EDMONTON
Oct. 13	T	3-3	HARTFORD	Jan. 23	L	3-4	Edmonton
Oct. 14	W	4-1	Boston	Jan. 24	L	1-4	Colorado
Oct. 17	L	4-5	LOS ANGELES	Jan. 26	L	4-6	BOSTON
Oct. 20	W	5-1	WASHINGTON	Jan. 27	W	5-3	Boston
Oct. 21	L	3-6	NY Rangers	Jan. 30	L	3-4	ST. LOUIS
Oct. 24	L	3-7	Buffalo	Jan. 31	L	3-4	Detroit
Oct. 25	L	5-8	Montreal	Feb. 2	L	0-4	PHILADELPHIA
Oct. 31	W	4-2	COLORADO	Feb. 7	L	0-9	Buffalo
Nov. 3	T	3-3	ATLANTA	Feb. 9	L	2-5	MINNESOTA
Nov. 7	T	3-3	MONTREAL	Feb. 10	L	2-3	Chicago
Nov. 10	L	1-6	BOSTON	Feb. 14	W	4-2	Toronto
Nov. 11	W	4-1	NY Rangers	Feb. 16	L	1-8	Montreal
Nov. 15	T	3-3	Los Angeles	Feb. 17	L	5-6	Philadelphia
Nov. 16	L	2-5	Vancouver	Feb. 20	W	7-5	DETROIT
Nov. 18	W	3-2	Winnipeg	Feb. 23	W	2-1	QUEBEC
Nov. 21	W	5-2	ST. LOUIS	Feb. 24	L	0-2	Quebec
Nov. 23	L	1-4	Atlanta	Feb. 27	W	3-2	WINNIPEG
Nov. 24	W	5-3	NY RANGERS	Mar. 2	T	0-0	NY ISLANDERS
Nov. 28	W	7-2	QUEBEC	Mar. 3	L	1-5	St. Louis
Nov. 30	L	5-7	Hartford	Mar. 5	L	3-5	TORONTO
Dec. 1	W	5-4	COLORADO	Mar. 8	W	5-4	EDMONTON
Dec. 5	T	3-3	VANCOUVER	Mar. 9	L	2-6	Detroit
Dec. 7	W	5-3	Washington	Mar. 11	L	3-4	PHILADELPHIA
Dec. 8	T	3-3	CHICAGO	Mar. 12	W	4-2	LOS ANGELES
Dec. 11	T	3-3	St. Louis	Mar. 15	W	5-2	MINNESOTA
Dec. 12	T	3-3	NY ISLANDERS	Mar. 18	L	3-4	Minnesota
Dec. 15	T	3-3	NY Islanders	Mar. 21	L	2-9	Edmonton
Dec. 16	L	1-4	Quebec	Mar. 23	W	4-2	Winnipeg
Dec. 19	T	0-0	Chicago	Mar. 25	W	4-2	Vancouver
Dec. 20	T	1-1	Philadelphia	Mar. 27	T	2-2	Los Angeles
Dec. 22	L	3-4	NY RANGERS	Mar. 28	L	0-5	Colorado
Dec. 26	W	6-4	DETROIT	Mar. 30	W	4-0	WASHINGTON
Dec. 28	W	4-2	Atlanta	Apr. 1	L	2-6	Washington
Dec. 29	W	3-2	ATLANTA	Apr. 2	W	6-4	HARTFORD
Jan. 2	W	5-3	MONTREAL	Apr. 5	L	1-9	BUFFALO
Jan. 3	W	4-3	NY Islanders				
Jan. 5	L	4-5	BUFFALO				
Jan. 7	L	5-9	Toronto				
Jan. 9	W	4-2	VANCOUVER				
Jan. 12	L	2-3	CHICAGO				
Jan. 16	W	6-4	TORONTO				
Jan. 18	L	1-7	Hartford				

30-37-13, 3RD, NORRIS DIVISION

1980-81

HIGHLIGHTS

Ed Johnston is named head coach on July 15.

Paul Gardner scores four goals vs. Philadelphia on Dec. 13, becoming the first Penguin to accomplish the feat.

Rick Kehoe sets a new team record with 55 goals.

Randy Carlyle is named a First Team All-Star.

Rick Kehoe wins the Lady Byng Trophy and Randy Carlyle wins the James Norris Trophy.

TRANSACTIONS

Nov. 18, 1980 - Obtained Paul Gardner and Dave Burrows from Toronto for Paul Marshall and Kim Davis.

Jan. 2, 1981 - Obtained Gary Rissling from Washington for a fifth round choice in the 1981 Entry Draft.

Mar. 10, 1981 - Obtained Pat Price from Edmonton for Pat Hughes.

SCORING

PLAYERS	GP	G	A	PTS	PIM
Rick Kehoe	80	55	33	88	6
Randy Carlyle	76	16	67	83	136
Paul Gardner	62	34	40	74	59
Peter Lee	80	30	34	64	86
Rod Schutt	80	25	35	60	55
Mario Faubert	72	8	44	52	118
Greg Malone	62	21	29	50	68
Ross Lonsberry	80	17	33	50	76
George Ferguson	79	25	18	43	42
Pat Price	72	8	34	42	226
Errol Thompson	73	20	20	40	64
Ron Stackhouse	74	6	29	35	86
Mark Johnson	73	10	23	33	50
Gregg Sheppard	47	11	17	28	49
Pat Hughes	58	10	9	19	161
Paul Baxter	51	5	14	19	204
Russ Anderson	34	3	14	17	112
Nick Libett	44	6	6	12	4
Orest Kindrachuk	13	3	9	12	34
Gary McAdam	34	3	9	12	30
Marc Chorney	8	1	6	7	14
Jim Hamilton	20	1	6	7	18
Paul Marshall	13	3	0	3	4
Mike Bullard	15	1	2	3	19
Dave Burrows	59	0	2	2	30
Greg Millen	63	0	2	2	6
Kim Davis	8	1	0	1	4
Gary Rissling	26	1	0	1	143
Bennett Wolf	24	0	1	1	94
Gilles Lupien	31	0	1	1	34
Tony Feltrin	2	0	0	0	0
Nick Ricci	9	0	0	0	2
Rob Holland	10	0	0	0	0

GOALTENDING

GOALIE	W-L-T	GP	MP	GA	SO	GAA
Nick Ricci	4-5-0	9	540	35	0	3.89
Greg Millen	25-27-10	63	3721	258	0	4.16
Rob Holland	1-5-3	10	539	45	0	5.01
TOTALS	30-37-13	80	4800	345	0	4.31

1980-81

GAMES

DATE	RESULT	SCORE	OPPONENT	DATE	RESULT	SCORE	OPPONENT
Oct. 9	L	4-7	Philadelphia	Jan. 8	L	2-4	Montreal
Oct. 11	W	5-4	WINNIPEG	Jan. 10	L	3-5	CHICAGO
Oct. 12	W	6-3	NY Rangers	Jan. 13	L	3-6	NY Islanders
Oct. 15	L	2-5	HARTFORD	Jan. 14	W	6-3	ST. LOUIS
Oct. 18	L	2-4	BUFFALO	Jan. 17	W	5-4	LOS ANGELES
Oct. 21	L	5-8	Toronto	Jan. 21	L	0-5	PHILADELPHIA
Oct. 22	W	9-3	ST. LOUIS	Jan. 24	W	4-3	CALGARY
Oct. 25	L	2-8	CALGARY	Jan. 27	L	1-7	St. Louis
Oct. 29	T	1-1	Buffalo	Jan. 28	W	3-1	MINNESOTA
Oct. 31	W	6-5	Winnipeg	Jan. 31	T	4-4	WASHINGTON
Nov. 1	L	3-6	Minnesota	Feb. 2	L	4-8	Chicago
Nov. 3	T	4-4	Edmonton	Feb. 4	W	3-2	Winnipeg
Nov. 5	L	1-2	TORONTO	Feb. 6	L	4-6	Colorado
Nov. 8	W	5-3	DETROIT	Feb. 7	L	4-5	Calgary
Nov. 9	L	4-7	Boston	Feb. 12	W	5-3	NY ISLANDERS
Nov. 12	L	1-3	WASHINGTON	Feb. 14	T	2-2	VANCOUVER
Nov. 14	T	3-3	NY Rangers	Feb. 17	L	1-4	Philadelphia
Nov. 15	L	4-7	BOSTON	Feb. 19	W	6-2	HARTFORD
Nov. 19	L	2-3	MINNESOTA	Feb. 21	L	1-6	BUFFALO
Nov. 22	W	4-2	COLORADO	Feb. 22	W	9-4	COLORADO
Nov. 26	L	4-7	VANCOUVER	Feb. 25	W	4-3	WINNIPEG
Nov. 27	T	3-3	Boston	Feb. 26	W	7-5	Washington
Nov. 29	L	2-4	NY RANGERS	Feb. 28	W	6-4	NY RANGERS
Dec. 3	T	4-4	Toronto	Mar. 2	W	5-4	Quebec
Dec. 4	W	3-2	Montreal	Mar. 4	W	6-5	LOS ANGELES
Dec. 6	W	6-4	CHICAGO	Mar. 7	L	5-8	Minnesota
Dec. 7	L	1-10	Buffalo	Mar. 8	W	6-4	EDMONTON
Dec. 10	W	4-3	MONTREAL	Mar. 11	L	1-2	MONTREAL
Dec. 12	W	6-2	Washington	Mar. 14	T	3-3	QUEBEC
Dec. 13	L	5-6	PHILADELPHIA	Mar. 16	L	6-7	Edmonton
Dec. 17	T	3-3	Los Angeles	Mar. 17	L	3-4	Vancouver
Dec. 19	L	4-10	Vancouver	Mar. 19	T	4-4	Los Angeles
Dec. 20	T	3-3	Calgary	Mar. 21	W	3-1	Colorado
Dec. 23	L	3-6	St. Louis	Mar. 25	W	5-2	TORONTO
Dec. 26	L	7-9	Hartford	Mar. 28	T	4-4	NY Islanders
Dec. 27	W	6-4	QUEBEC	Mar. 29	L	2-5	EDMONTON
Dec. 31	L	1-3	Detroit	Mar. 31	L	1-5	Quebec
Jan. 3	W	6-4	DETROIT	Apr. 2	T	1-1	Detroit
Jan. 4	L	2-3	Chicago	Apr. 4	L	2-5	BOSTON
Jan. 7	W	7-3	NY ISLANDERS	Apr. 5	W	5-4	Hartford

30-37-13, 3RD, NORRIS DIVISION

1981-82

HIGHLIGHTS

Michel Dion is named the starting goaltender in the NHL All-Star Game.

Pittsburgh breaks the New York Islanders' 15-game winning streak with a 4-3 victory on Feb. 21.

Mike Bullard's 37 goals are the most by a Penguins rookie.

Paul Baxter sets a team record with 409 penalty minutes.

TRANSACTIONS

June 29, 1981 - Obtained Pat Boutette and Kevin McClelland from Hartford as compensation for Hartford signing free agent Greg Malone.

Dec. 29, 1981 - Obtained Rick MacLeish from Hartford for Russ Anderson.

Feb. 14, 1982 - Obtained Gary Edwards from St. Louis for an eighth round choice in the 1984 Entry Draft.

SCORING

PLAYERS	GP	G	A	PTS	PIM
Rick Kehoe	71	33	52	85	8
Randy Carlyle	73	11	64	75	131
Pat Boutette	80	23	51	74	230
Paul Gardner	59	36	33	69	28
Mike Bullard	75	37	27	64	91
George Ferguson	71	22	31	53	45
Rick MacLeish	74	19	28	47	44
Paul Baxter	76	9	34	43	409
Greg Malone	78	15	24	39	125
Pat Price	77	7	31	38	322
Peter Lee	74	18	16	34	98
Doug Shedden	38	10	15	25	12
Gregg Sheppard	58	11	10	21	35
Mark Johnson	46	10	11	21	30
Ron Stackhouse	76	2	19	21	102
Rod Schutt	35	9	12	21	42
Andre St. Laurent	34	10	9	19	32
Bob Simpson	26	9	9	18	4
Steve Gatzos	16	6	8	14	14
Pat Graham	42	6	8	14	55
Mario Faubert	14	4	8	12	14
Greg Hotham	28	4	6	10	16
Jim Hamilton	11	5	3	8	2
Paul Mulvey	27	1	7	8	76
Marc Chorney	60	1	6	7	63
Kevin McClelland	10	1	4	5	4
Randy Boyd	23	0	2	2	49
Russ Anderson	31	0	1	1	98
Michel Dion	62	0	1	1	4
Dave Hannan	1	0	0	0	0
Bennett Wolf	1	0	0	0	2
Nick Ricci	3	0	0	0	0
Tony Feltrin	5	0	0	0	4
Gary Edwards	6	0	0	0	2
Paul Harrison	13	0	0	0	0
Gary Rissling	16	0	0	0	55
Bench					10

GOALTENDING

GOALIE	W-L-T	GP	MP	GA	SO	GAA
Gary Edwards	3-2-1	6	360	22	1	3.67
Michel Dion	25-24-12	62	3580	226	0	3.79
Nick Ricci	0-3-0	3	160	14	0	5.25
Paul Harrison	3-7-0	13	700	64	0	5.49
TOTALS	31-36-13	80	4800	337	1	4.21

1981-82

GAMES

DATE	RESULT	SCORE	OPPONENT	DATE	RESULT	SCORE	OPPONENT
Oct. 6	L	2-6	St. Louis	Jan. 20	W	5-4	BOSTON
Oct. 7	T	5-5	Chicago	Jan. 21	L	1-6	NY Islanders
Oct. 10	W	2-1	QUEBEC	Jan. 23	T	5-5	PHILADELPHIA
Oct. 11	L	2-8	Philadelphia	Jan. 26	L	2-9	NY Islanders
Oct. 14	L	1-4	NY ISLANDERS	Jan. 27	L	3-6	NY ISLANDERS
Oct. 17	W	5-2	MINNESOTA	Jan. 30	W	2-1	WINNIPEG
Oct. 18	L	2-3	Detroit	Jan. 31	L	3-8	Washington
Oct. 20	W	5-3	COLORADO	Feb. 2	L	6-9	MINNESOTA
Oct. 22	T	3-3	Calgary	Feb. 6	L	4-6	WASHINGTON
Oct. 23	L	3-8	Edmonton	Feb. 7	L	4-5	Philadelphia
Oct. 25	W	6-4	Vancouver	Feb. 10	T	3-3	HARTFORD
Oct. 28	L	3-5	TORONTO	Feb. 11	L	2-4	Montreal
Oct. 29	L	4-6	Philadelphia	Feb. 13	T	3-3	LOS ANGELES
Oct. 31	W	3-1	BUFFALO	Feb. 16	L	2-6	NY Islanders
Nov. 4	W	6-3	NY RANGERS	Feb. 17	L	3-5	NY RANGERS
Nov. 7	W	7-2	PHILADELPHIA	Feb. 20	W	6-5	PHILADELPHIA
Nov. 11	W	3-2	Washington	Feb. 21	W	4-3	NY ISLANDERS
Nov. 14	T	3-3	Boston	Feb. 25	L	2-4	NY Islanders
Nov. 18	W	6-1	ST. LOUIS	Feb. 27	L	1-4	EDMONTON
Nov. 20	T	3-3	TORONTO	Feb. 28	W	4-2	NY Rangers
Nov. 21	L	5-9	Montreal	Mar. 3	L	2-3	BOSTON
Nov. 24	W	7-1	Quebec	Mar. 6	W	6-4	Quebec
Nov. 25	W	2-1	MONTREAL	Mar. 7	T	4-4	CALGARY
Nov. 28	W	5-3	DETROIT	Mar. 10	W	7-2	Washington
Dec. 1	W	4-2	WINNIPEG	Mar. 13	W	6-2	COLORADO
Dec. 5	L	1-3	St. Louis	Mar. 15	L	3-4	Minnesota
Dec. 6	L	4-7	Buffalo	Mar. 17	L	4-10	Edmonton
Dec. 9	L	1-4	PHILADELPHIA	Mar. 20	L	5-7	Los Angeles
Dec. 12	W	7-4	WASHINGTON	Mar. 21	W	6-0	Colorado
Dec. 14	L	4-5	NY Rangers	Mar. 24	L	2-7	NY RANGERS
Dec. 16	W	7-6	LOS ANGELES	Mar. 27	T	3-3	CHICAGO
Dec. 19	T	3-3	NY RANGERS	Mar. 28	W	6-5	Washington
Dec. 20	L	1-3	Philadelphia	Mar. 31	T	4-4	WASHINGTON
Dec. 23	T	4-4	Toronto	Apr. 2	W	7-5	NY Rangers
Dec. 26	L	5-7	BUFFALO	Apr. 4	W	7-2	NY ISLANDERS
Dec. 27	L	3-5	NY Rangers				
Dec. 30	W	6-2	WASHINGTON				
Jan. 2	W	9-4	HARTFORD				
Jan. 3	W	6-4	Hartford				
Jan. 6	L	3-6	Chicago				
Jan. 7	L	4-5	Detroit				
Jan. 9	W	4-3	VANCOUVER				
Jan. 13	L	1-6	Winnipeg				
Jan. 16	L	0-4	Calgary				
Jan. 17	T	3-3	Vancouver				

31-36-13, 4TH, PATRICK DIVISION

1982-83

HIGHLIGHTS

Pat Boutette records hat tricks on Oct. 12 vs. Vancouver and Oct. 27 vs. Washington.

Denis Herron records his fourth shutout as a Penguin in a 0-0 tie with Philadelphia on Dec. 4.

Rick Kehoe is named to the Prince of Wales Conference All-Star Team.

TRANSACTIONS

Sept. 15, 1982 - Obtained Denis Herron from Montreal for a third round choice in the 1985 Entry Draft.

Oct. 28, 1982 - Obtained Ron Meighan and Anders Hakansson from Minnesota for George Ferguson and a first round choice in the 1983 Entry Draft.

Nov. 8, 1982 - Obtained Stan Jonathan from Boston for future considerations.

SCORING

PLAYERS	GP	G	A	PTS	PIM
Doug Shedden	80	24	43	67	54
Rick Kehoe	75	29	36	65	12
Greg Malone	80	17	44	61	82
Pat Boutette	80	27	29	56	152
Randy Carlyle	61	15	41	56	110
Paul Gardner	70	28	27	55	12
Mike Bullard	57	22	22	44	60
Dave Hannan	74	11	22	33	127
Paul Baxter	75	11	21	32	238
Greg Hotham	58	2	30	32	39
Peter Lee	63	13	13	26	10
Andre St. Laurent	70	13	9	22	105
Anders Hakansson	67	9	12	21	35
Randy Boyd	56	4	14	18	71
Steve Gatzos	44	6	7	13	52
Pat Price	38	1	11	12	104
Kevin McClelland	38	5	4	9	73
Gary Rissling	40	5	4	9	128
Marc Chorney	67	3	5	8	66
Ron Meighan	41	2	6	8	16
Tony Feltrin	32	3	3	6	40
Pat Graham	20	1	5	6	16
Tim Hrynewich	30	2	3	5	48
Doug Lecuyer	12	1	4	5	12
Rick MacLeish	6	0	5	5	2
Rod Buskas	41	2	2	4	102
Stan Jonathan	20	0	3	3	13
Jim Hamilton	5	0	2	2	2
Michel Dion	49	0	2	2	8
Bob Simpson	4	1	0	1	0
Denis Herron	31	0	1	1	14
Rob Garner	1	0	0	0	0
Brian Lundberg	1	0	0	0	2
Nick Ricci	3	0	0	0	0
Roberto Romano	3	0	0	0	0
Rich Sutter	4	0	0	0	0
Rod Schutt	5	0	0	0	0
Bennett Wolf	5	0	0	0	37
George Ferguson	7	0	0	0	2
Ian Turnbull	7	0	0	0	4
Bench					20

GOALTENDING

GOALIE	W-L-T	GP	MP	GA	SO	GAA
Michel Dion	12-30-4	49	2791	198	0	4.26
Denis Herron	5-18-5	31	1707	151	1	5.31
Nick Ricci	1-2-0	3	147	16	0	6.53
Roberto Romano	0-3-0	3	155	18	0	6.97
TOTALS	18-53-9	80	4800	394	1	4.93

1982-83

GAMES

DATE	RESULT	SCORE	OPPONENT	DATE	RESULT	SCORE	OPPONENT
Oct. 5	T	3-3	New Jersey	Jan. 19	T	1-1	NEW JERSEY
Oct. 9	L	3-5	NY RANGERS	Jan. 22	L	3-7	QUEBEC
Oct. 10	L	3-4	Boston	Jan. 24	L	2-8	Toronto
Oct. 12	W	5-4	VANCOUVER	Jan. 26	L	2-6	WASHINGTON
Oct. 14	L	0-9	NY Islanders	Jan. 28	L	2-7	Washington
Oct. 16	L	5-6	NEW JERSEY	Jan. 29	L	1-2	NY RANGERS
Oct. 20	L	3-5	ST. LOUIS	Jan. 31	L	2-3	New Jersey
Oct. 21	L	4-8	Quebec	Feb. 2	L	4-7	Chicago
Oct. 23	W	4-2	PHILADELPHIA	Feb. 4	L	4-6	Winnipeg
Oct. 27	W	7-5	WASHINGTON	Feb. 5	L	4-7	Calgary
Oct. 28	L	2-9	Philadelphia	Feb. 9	L	2-6	VANCOUVER
Oct. 30	L	1-4	CALGARY	Feb. 10	L	3-7	Boston
Oct. 31	L	2-6	NY Rangers	Feb. 12	W	6-4	LOS ANGELES
Nov. 2	W	3-1	NY Islanders	Feb. 15	L	3-7	DETROIT
Nov. 4	T	4-4	New Jersey	Feb. 17	L	1-4	NY Islanders
Nov. 6	L	2-6	Los Angeles	Feb. 19	L	7-10	EDMONTON
Nov. 10	W	5-4	EDMONTON	Feb. 21	L	2-4	Toronto
Nov. 13	L	1-3	CALGARY	Feb. 23	W	6-4	WINNIPEG
Nov. 14	T	6-6	Buffalo	Feb. 24	L	3-6	Philadelphia
Nov. 17	W	4-3	HARTFORD	Feb. 26	W	5-4	NEW JERSEY
Nov. 20	W	4-3	BOSTON	Feb. 28	L	3-9	NY Rangers
Nov. 24	W	4-3	TORONTO	Mar. 1	T	3-3	NY RANGERS
Nov. 26	T	6-6	Minnesota	Mar. 4	L	2-10	Buffalo
Nov. 27	L	3-5	St. Louis	Mar. 6	L	3-5	PHILADELPHIA
Dec. 1	L	2-4	CHICAGO	Mar. 10	L	3-4	NY ISLANDERS
Dec. 2	L	4-5	Washington	Mar. 12	W	7-2	Hartford
Dec. 4	T	0-0	PHILADELPHIA	Mar. 13	L	3-4	CHICAGO
Dec. 8	W	4-2	BUFFALO	Mar. 16	L	2-3	Minnesota
Dec. 11	L	4-7	QUEBEC	Mar. 19	W	7-4	Los Angeles
Dec. 12	L	3-4	Philadelphia	Mar. 21	L	3-7	Vancouver
Dec. 15	T	4-4	DETROIT	Mar. 26	T	4-4	Washington
Dec. 18	L	1-3	WASHINGTON	Mar. 27	L	1-4	NY ISLANDERS
Dec. 20	L	3-6	NY Rangers	Mar. 30	W	3-2	MONTREAL
Dec. 21	W	3-2	Hartford	Apr. 2	L	3-6	NY Islanders
Dec. 23	L	4-6	Detroit	Apr. 3	L	3-5	NEW JERSEY
Dec. 26	W	4-3	NY RANGERS				
Dec. 28	L	3-6	Washington				
Dec. 29	L	5-6	ST. LOUIS				
Jan. 1	W	2-1	NY ISLANDERS				
Jan. 2	L	1-5	Montreal				
Jan. 7	L	2-7	Edmonton				
Jan. 9	L	3-4	Winnipeg				
Jan. 12	L	0-7	MINNESOTA				
Jan. 13	L	1-8	Philadelphia				
Jan. 15	L	7-8	MONTREAL				

18-53-9, 6TH, PATRICK DIVISION

1983-84

HIGHLIGHTS

Lou Angotti is named head coach on July 20.

Mike Bullard records 51 goals, the fourth Penguin to hit the 50-goal mark.

TRANSACTIONS

Oct. 23, 1983 - Obtained Andy Brickley, Ron Flockhart, Mark Taylor and a first round choice in the 1984 Entry Draft from Philadelphia for Rich Sutter and second and third round choices in the 1984 Entry Draft.

Dec. 5, 1983 - Obtained Tom Roulston from Edmonton for Kevin McClelland and a sixth round choice in the 1984 Draft.

Mar. 5, 1984 - Obtained Moe Mantha and a first round choice in the 1984 Entry Draft from Winnipeg for Randy Carlyle.

SCORING

PLAYERS	GP	G	A	PTS	PIM
Mike Bullard	76	51	41	92	57
Doug Shedden	67	22	35	57	20
Mark Taylor	60	24	31	55	24
Ron Flockhart	76	27	21	48	44
Rick Kehoe	57	18	27	45	8
Tom Roulston	77	16	24	40	24
Pat Boutette	73	14	26	40	142
Andy Brickley	50	18	20	38	9
Kevin McCarthy	78	6	30	36	113
Greg Hotham	76	5	25	30	59
Randy Carlyle	50	3	23	26	82
Bob Errey	65	9	13	22	29
Norm Schmidt	34	6	12	18	12
Bryan Maxwell	48	3	15	18	111
Gary Rissling	47	4	13	17	297
Tom O'Regan	51	4	10	14	8
Greg Fox	73	2	10	12	97
Tim Hrynewich	25	4	5	9	34
Marty McSorley	72	2	7	9	224
Tom Thornbury	14	1	8	9	16
Warren Young	15	1	7	8	19
Steve Gatzos	23	3	3	6	15
Kevin McClelland	24	2	4	6	62
Rod Buskas	47	2	4	6	60
Bob Gladney	13	1	5	6	2
Ted Bulley	26	3	2	5	12
Dave Hannan	24	2	3	5	33
Paul Gardner	16	0	5	5	6
Jim Hamilton	11	2	2	4	4
Rod Schutt	11	1	3	4	4
Rocky Saganiuk	29	1	3	4	37
Darren Lowe	8	1	2	3	0
Andre St. Laurent	8	2	0	2	21
Mitch Lamoreux	8	1	1	2	6
Tim Tookey	8	0	2	2	2
Dean DeFazio	22	0	2	2	28
Greg Tebutt	24	0	2	2	31
Marc Chorney	4	0	1	1	8
Phil Bourque	5	0	1	1	12
Randy Boyd	5	0	1	1	6
Michel Dion	30	0	1	1	2
Grant Sasser	3	0	0	0	0
Vincent Tremblay	4	0	0	0	0
Rich Sutter	5	0	0	0	0
Todd Charlesworth	10	0	0	0	8
Troy Loney	13	0	0	0	9
Roberto Romano	18	0	0	0	0
Denis Herron	38	0	0	0	21
Bench					14

GOALTENDING

GOALIE	W-L-T	GP	MP	GA	SO	GAA
Denis Herron	8-24-2	38	2028	138	1	4.08
Roberto Romano	6-11-0	18	1020	78	1	4.59
Michel Dion	2-19-4	30	1553	138	0	5.33
Vincent Tremblay	0-4-0	4	240	24	0	6.00
TOTALS	16-58-6	80	4800	390	2	4.68

1983-84

GAMES

DATE	RESULT	SCORE	OPPONENT	DATE	RESULT	SCORE	OPPONENT
Oct. 4	L	3-5	St. Louis	Jan. 20	W	6-3	NY Rangers
Oct. 8	L	1-6	NY RANGERS	Jan. 21	L	2-3	WASHINGTON
Oct. 9	L	1-7	Philadelphia	Jan. 25	L	3-6	NY RANGERS
Oct. 12	L	3-4*	WINNIPEG	Jan. 28	L	2-5	Montreal
Oct. 14	W	4-0	Washington	Jan. 29	L	3-7	Buffalo
Oct. 15	L	4-6	HARTFORD	Feb. 1	W	4-0	MINNESOTA
Oct. 18	L	1-3	BUFFALO	Feb. 4	L	5-6	NY Islanders
Oct. 22	L	1-6	BOSTON	Feb. 5	L	4-5	NY ISLANDERS
Oct. 25	L	0-1	WASHINGTON	Feb. 8	L	5-6*	BUFFALO
Oct. 27	W	4-2	Chicago	Feb. 9	L	3-9	Detroit
Oct. 29	L	1-3	PHILADELPHIA	Feb. 11	W	3-2	NEW JERSEY
Oct. 30	W	5-3	New Jersey	Feb. 13	L	1-6	Quebec
Nov. 2	W	6-3	Winnipeg	Feb. 16	L	3-10	Calgary
Nov. 3	T	3-3*	Calgary	Feb. 17	W	4-1	Vancouver
Nov. 5	L	3-7	Edmonton	Feb. 19	L	3-7	Edmonton
Nov. 8	T	4-4*	CALGARY	Feb. 22	L	2-9	EDMONTON
Nov. 11	L	5-6	NY ISLANDERS	Feb. 25	T	3-3*	CHICAGO
Nov. 12	W	4-2	NY Islanders	Feb. 26	L	3-4*	NY Rangers
Nov. 16	L	2-3	TORONTO	Feb. 29	L	5-9	VANCOUVER
Nov. 19	T	4-4*	ST. LOUIS	Mar. 1	L	1-9	Washington
Nov. 20	L	4-5	Philadelphia	Mar. 3	W	4-3	LOS ANGELES
Nov. 23	W	4-1	NEW JERSEY	Mar. 5	L	2-5	WASHINGTON
Nov. 25	L	2-5	Detroit	Mar. 6	L	5-6	New Jersey
Nov. 26	L	4-7	DETROIT	Mar. 8	L	6-8	QUEBEC
Nov. 29	L	4-6	Minnesota	Mar. 11	L	4-6	NY ISLANDERS
Dec. 1	L	4-6	MINNESOTA	Mar. 13	L	3-4	Vancouver
Dec. 3	L	3-6	PHILADELPHIA	Mar. 14	L	6-7	Los Angeles
Dec. 6	L	3-5	BOSTON	Mar. 17	W	4-2	Hartford
Dec. 11	T	3-3*	MONTREAL	Mar. 21	W	3-1	TORONTO
Dec. 13	W	3-2	HARTFORD	Mar. 22	L	4-13	Philadelphia
Dec. 15	L	1-3	Montreal	Mar. 24	L	0-6	Washington
Dec. 17	L	5-6	LOS ANGELES	Mar. 25	L	3-4	WASHINGTON
Dec. 18	T	3-3*	Toronto	Mar. 28	L	3-5	PHILADELPHIA
Dec. 20	L	3-11	NY Islanders	Mar. 29	L	4-6	NY Rangers
Dec. 21	L	1-6	NY Rangers	Apr. 1	L	1-2	NY ISLANDERS
Dec. 23	W	6-5*	New Jersey				
Dec. 26	W	7-4	NY RANGERS				
Dec. 31	L	0-2	St. Louis				
Jan. 3	L	5-7	PHILADELPHIA				
Jan. 6	L	1-3	New Jersey				
Jan. 7	L	4-7	NEW JERSEY				
Jan. 10	L	1-7	Quebec				
Jan. 14	L	3-7	Boston				
Jan. 15	L	0-2	Chicago				
Jan. 18	L	4-5*	WINNIPEG				

* - Overtime

26-38-14, 4TH, WESTERN DIVISION

1984-85

HIGHLIGHTS

Bob Berry is named head coach on June 4.

The Penguins draft Mario Lemieux, Doug Bodger and Roger Belanger in the first round of the 1984 Entry Draft on June 9, marking the first time the team selected more than one player in the first round. Lemieux is also the first Penguin to be drafted first overall.

Mario Lemieux records three points (2+1) and is named MVP of the NHL All-Star Game in Calgary.

Mario Lemieux becomes just the third rookie in NHL history to record 100 points (43+57), wins the Calder Trophy as Rookie of the Year, and is named to the All-Rookie Team.

Mario Lemieux and Warren Young each record 40 goals, the first time two Penguins rookies reach the mark.

Warren Young is also named to the All-Rookie Team.

TRANSACTIONS

Oct. 11, 1984 - Obtained Randy Hillier from Boston for a fourth round choice in the 1985 Entry Draft.

Nov. 16, 1984 - Obtained Ville Siren from Hartford for Pat Boutette.

SCORING

PLAYERS	GP	G	A	PTS	PIM
Mario Lemieux	73	43	57	100	54
Warren Young	80	40	32	72	176
Doug Shedden	80	35	32	67	30
Mike Bullard	68	32	31	63	75
John Chabot	77	9	51	60	14
Wayne Babych	65	20	34	54	35
Moe Mantha	71	11	40	51	54
Doug Bodger	65	5	26	31	67
Andy Brickley	45	7	15	22	10
Randy Hillier	45	2	19	21	56
Mitch Lamoureux	62	11	8	19	53
Gary Rissling	56	10	9	19	209
Kevin McCarthy	64	9	10	19	30
Troy Loney	46	10	8	18	59
Mark Taylor	47	7	10	17	19
Dave Hannan	30	6	7	13	43
Bruce Crowder	26	4	7	11	23
Joe McDonnell	40	2	9	11	20
Rod Buskas	69	2	7	9	191
Todd Charlesworth	67	1	8	9	31
Roger Belanger	44	3	5	8	32
Wally Weir	48	2	6	8	90
Bryan Maxwell	44	0	8	8	57
Jim McGeough	25	3	4	7	16
Greg Fox	26	2	5	7	26
Arto Javanainen	14	4	1	5	2
Ron Flockhart	12	0	5	5	4
Pat Boutette	14	1	3	4	24
Jim Hamilton	11	2	1	3	0
Steve Gatzos	6	0	2	2	2
Rick Kehoe	6	0	2	2	0
Greg Hotham	11	0	2	2	4
Bob Errey	16	0	2	2	7
Michel Dion	10	0	1	1	0
Bob Geale	1	0	0	0	2
Tom O'Regan	1	0	0	0	0
Petteri Lehto	6	0	0	0	4
Mike Rowe	6	0	0	0	7
Brian Ford	8	0	0	0	0
Marty McSorley	15	0	0	0	15
Roberto Romano	31	0	0	0	2
Denis Herron	42	0	0	0	4
Vincent Tremblay	4	0	0	0	0
Rich Sutter	5	0	0	0	0
Todd Charlesworth	10	0	0	0	8
Troy Loney	13	0	0	0	9
Roberto Romano	18	0	0	0	0
Denis Herron	38	0	0	0	21

GOALTENDING

GOALIE	W-L-T	GP	MP	GA	SO	GAA
Roberto Romano	9-17-2	31	1629	120	1	4.42
Denis Herron	10-22-3	42	2193	169	1	4.62
Michel Dion	3-6-0	10	553	43	0	4.67
Brian Ford	2-6-0	8	457	48	0	6.30
TOTALS	24-51-5	80	4832	385	2	4.78

1984-85

GAMES

DATE	RESULT	SCORE	OPPONENT	DATE	RESULT	SCORE	OPPONENT
Oct. 11	L	3-4	Boston	Jan. 25	T	6-6*	Calgary
Oct. 13	L	3-4	Montreal	Jan. 26	L	3-6	Edmonton
Oct. 17	W	4-3	VANCOUVER	Jan. 30	L	5-6	TORONTO
Oct. 20	W	3-1	PHILADELPHIA	Feb. 2	L	0-4	NY ISLANDERS
Oct. 21	L	2-4	Philadelphia	Feb. 7	L	3-6	New Jersey
Oct. 24	L	2-5	NEW JERSEY	Feb. 9	L	1-4	NY Islanders
Oct. 27	W	6-5	MONTREAL	Feb. 10	L	3-4	LOS ANGELES
Oct. 30	W	4-3	DETROIT	Feb. 14	L	4-5	Chicago
Oct. 31	W	7-6	New Jersey	Feb. 16	L	1-8	QUEBEC
Nov. 3	L	5-7	NY RANGERS	Feb. 18	L	2-8	Philadelphia
Nov. 6	T	3-3*	EDMONTON	Feb. 20	W	6-3	CALGARY
Nov. 8	L	2-6	ST. LOUIS	Feb. 22	L	3-8	NY RANGERS
Nov. 10	L	4-5	NY Islanders	Feb. 23	W	3-1	Minnesota
Nov. 14	W	4-3*	Winnipeg	Feb. 25	L	4-5	MINNESOTA
Nov. 16	L	6-7	Vancouver	Feb. 27	L	4-6	WINNIPEG
Nov. 17	L	3-5	Los Angeles	Mar. 2	W	5-4	NY RANGERS
Nov. 21	T	3-3*	WASHINGTON	Mar. 3	L	3-7	NY Rangers
Nov. 22	L	3-9	Hartford	Mar. 5	L	0-6	Los Angeles
Nov. 24	L	3-5	NEW JERSEY	Mar. 7	L	1-5	St. Louis
Nov. 27	T	2-2*	BUFFALO	Mar. 9	W	6-5*	Boston
Nov. 29	L	3-6	CHICAGO	Mar. 10	L	4-11	Philadelphia
Dec. 1	L	1-3	Philadelphia	Mar. 13	L	3-7	BOSTON
Dec. 2	L	1-9	Washington	Mar. 16	W	5-0	NY RANGERS
Dec. 5	W	7-4	ST. LOUIS	Mar. 17	L	3-4	Hartford
Dec. 7	W	4-3*	NY Rangers	Mar. 19	L	3-5	PHILADELPHIA
Dec. 8	W	6-4	CALGARY	Mar. 22	L	1-3	Buffalo
Dec. 12	W	4-3	NY ISLANDERS	Mar. 24	L	3-7	Washington
Dec. 15	W	5-2	Toronto	Mar. 26	L	4-5	NY Rangers
Dec. 19	L	2-3	NEW JERSEY	Mar. 27	W	4-3	NEW JERSEY
Dec. 21	W	4-2	PHILADELPHIA	Mar. 30	L	4-6	New Jersey
Dec. 22	L	2-5	NY Islanders	Mar. 31	L	2-4	MONTREAL
Dec. 26	W	6-5	NY ISLANDERS	Apr. 2	L	3-4	NY Islanders
Dec. 28	W	4-0	HARTFORD	Apr. 3	L	2-3	DETROIT
Dec. 29	L	2-10	Quebec	Apr. 6	L	4-7	WASHINGTON
Dec. 31	T	4-4*	Detroit	Apr. 7	L	3-7	Washington
Jan. 2	W	2-1	Toronto				
Jan. 4	L	2-7	Buffalo				
Jan. 5	L	3-8	QUEBEC				
Jan. 9	W	7-4	VANCOUVER				
Jan. 12	W	4-3	EDMONTON				
Jan. 16	L	4-5	WASHINGTON				
Jan. 17	L	2-6	Washington				
Jan. 19	W	5-4	CHICAGO				
Jan. 21	L	6-7	Winnipeg				
Jan. 23	L	3-4	Minnesota				

* - Overtime

1985-86

HIGHLIGHTS

Mario Lemieux records his first career hat trick on Dec. 31 at St. Louis with four goals.

Lemieux records a 28-game point streak from Jan. 11 through Mar. 15, recording 59 points (21+38) in that span.

Pittsburgh ties the Russian Dynamo 3-3 on Jan. 4 before a sellout crowd.

Lemieux records his 100th point of the season on Feb. 15, becoming the first Penguin to record back-to-back 100 point seasons.

TRANSACTIONS

Sept. 10, 1985 - Obtained Gilles Meloche from Edmonton for Tim Hrynewich and Marty McSorley.

Oct. 4, 1985 - Obtained Randy Cunneynworth and Mike Moller from Buffalo for Pat Hughes.

Mar. 11, 1986 - Obtained Ron Duguay from Detroit for Doug Shedden.

SCORING

PLAYERS	GP	G	A	PTS	PIM
Mario Lemieux	79	48	93	141	43
Mike Bullard	77	41	42	83	69
Moe Mantha	78	15	52	67	102
Doug Shedden	67	32	34	66	32
Terry Ruskowski	72	26	37	63	167
Ron Duguay	80	25	36	61	32
Randy Cunneynworth	75	15	30	45	74
John Chabot	77	14	31	45	6
Doug Bodger	79	4	33	37	63
Dave Hannan	75	17	18	35	91
Willy Lindstrom	71	14	17	31	30
Mike Blaisdell	66	15	14	29	36
Norm Schmidt	66	15	14	29	57
Jim Johnson	80	3	26	29	115
Craig Simpson	76	11	17	28	49
Dan Frawley	69	10	11	21	174
Bob Errey	37	11	6	17	8
Ville Siren	60	4	8	12	32
Troy Loney	47	3	9	12	95
Rod Buskas	72	2	7	9	159
Jim McGeough	17	3	2	5	8
Chris Dahlquist	5	1	2	3	2
Tom O'Regan	9	1	2	3	2
Randy Hillier	28	0	3	3	53
Ted Nolan	18	1	1	2	34
Dwight Mathieson	4	1	0	1	2
Todd Charlesworth	2	0	1	1	0
Gilles Meloche	34	0	1	1	2
Roberto Romano	46	0	1	1	4
Wayne Babych	2	0	0	0	0
Denis Herron	3	0	0	0	0
Joe McDonnell	3	0	0	0	2
Mike Rowe	3	0	0	0	4
Phil Bourque	4	0	0	0	2
Tom Roulston	5	0	0	0	2

GOALTENDING

GOALIE	W-L-T	GP	MP	GA	SO	GAA
Roberto Romano	21-20-3	46	2683	159	2	3.55
Gilles Meloche	13-15-5	34	1989	119	0	3.59
Denis Herron	0-3-0	3	180	14	0	4.67
TOTALS	34-38-8	80	4852	305	2	3.77

1985-86

GAMES

DATE	RESULT	SCORE	OPPONENT	DATE	RESULT	SCORE	OPPONENT
Oct. 10	L	3-5	MONTREAL	Jan. 19	W	3-2	MINNESOTA
Oct. 12	L	2-4	PHILADELPHIA	Jan. 22	W	7-4	Edmonton
Oct. 15	W	3-2	MINNESOTA	Jan. 24	L	3-4	Vancouver
Oct. 16	T	5-5*	Chicago	Jan. 25	L	2-5	Calgary
Oct. 19	L	3-4	Quebec	Jan. 28	T	2-2*	PHILADELPHIA
Oct. 23	W	5-4	Toronto	Jan. 29	W	4-1	New Jersey
Oct. 24	W	6-4	TORONTO	Feb. 1	L	3-4	NY Islanders
Oct. 26	T	4-4*	QUEBEC	Feb. 2	L	2-3	Boston
Oct. 29	L	3-4	HARTFORD	Feb. 8	W	4-0	NEW JERSEY
Oct. 30	L	3-6	Detroit	Feb. 12	W	8-1	WASHINGTON
Nov. 2	T	4-4	Montreal	Feb. 15	W	9-4	VANCOUVER
Nov. 4	L	2-4	NY RANGERS	Feb. 16	T	5-5*	New Jersey
Nov. 6	L	1-4	WASHINGTON	Feb. 19	W	5-2	WINNIPEG
Nov. 8	L	3-5	New Jersey	Feb. 21	W	7-3	Detroit
Nov. 9	W	3-1	CHICAGO	Feb. 22	L	3-5	ST. LOUIS
Nov. 13	W	6-3	Vancouver	Feb. 24	W	6-5*	LOS ANGELES
Nov. 16	L	3-4*	Los Angeles	Feb. 26	W	5-2	BUFFALO
Nov. 19	L	3-4	Washington	Feb. 27	L	3-8	NY Rangers
Nov. 20	L	1-3	WASHINGTON	Mar. 1	W	5-1	HARTFORD
Nov. 22	W	8-1	WINNIPEG	Mar. 4	L	3-6	Calgary
Nov. 24	L	4-7	Philadelphia	Mar. 7	L	3-5	Edmonton
Nov. 27	W	7-1	TORONTO	Mar. 9	L	3-5	Winnipeg
Nov. 30	W	5-4	NY RANGERS	Mar. 11	L	3-5	Washington
Dec. 2	W	6-0	NY Rangers	Mar. 12	L	2-5	BOSTON
Dec. 4	W	5-2	DETROIT	Mar. 15	T	2-2*	NY RANGERS
Dec. 6	W	3-1	Buffalo	Mar. 17	L	3-5	WASHINGTON
Dec. 7	L	1-5	NEW JERSEY	Mar. 19	W	7-3	New Jersey
Dec. 10	L	4-7	NY Islanders	Mar. 20	L	1-5	Philadelphia
Dec. 11	T	4-4*	NY ISLANDERS	Mar. 22	W	7-4	Quebec
Dec. 14	L	4-5	Hartford	Mar. 26	L	3-8	EDMONTON
Dec. 15	W	5-2	NY Rangers	Mar. 29	L	3-4	Montreal
Dec. 17	W	4-3	CALGARY	Apr. 1	L	3-5	Washington
Dec. 19	W	4-3*	Minnesota	Apr. 2	L	2-7	NY ISLANDERS
Dec. 21	L	2-4	PHILADELPHIA	Apr. 5	L	3-4*	PHILADELPHIA
Dec. 22	L	2-3*	Philadelphia	Apr. 6	W	5-4*	NY Rangers
Dec. 26	W	4-3	BOSTON				
Dec. 28	L	2-4	NY ISLANDERS				
Dec. 31	W	8-4	St. Louis				
Jan. 1	L	4-7	Chicago				
Jan. 6	W	4-3	NEW JERSEY				
Jan. 8	W	7-3	LOS ANGELES				
Jan. 9	L	0-9	NY Islanders				
Jan. 11	T	3-3*	BUFFALO				
Jan. 16	W	6-3	NY ISLANDERS				
Jan. 18	W	5-2	St. Louis				

* - Overtime

34-38-8, 5TH, PATRICK DIVISION

1986-87

HIGHLIGHTS

The Penguins defeat Buffalo, 5-4 in overtime on Oct. 22 to extend their record start-of-the-season winning streak to seven games.

Mario Lemieux records 107 points (54+53), topping the century mark for the third consecutive season.

TRANSACTIONS

Nov. 12, 1986 - Obtained Dan Quinn from Calgary for Mike Bullard.

Jan. 21, 1987 - Obtained Chris Kontos from the New York Rangers for Ron Duguay.

Feb. 6, 1987 - Obtained Pat Riggan from Boston for Roberto Romano.

SCORING

PLAYERS	GP	G	A	PTS	PIM
Mario Lemieux	63	54	53	107	57
Dan Quinn	80	31	49	80	54
Randy Cunneyworth	79	26	27	53	142
Craig Simpson	72	26	25	51	57
Terry Ruskowski	70	14	37	51	147
Doug Bodger	76	11	38	49	52
Moe Mantha	62	9	31	40	44
John Chabot	72	14	22	36	8
Bob Errey	72	16	18	34	46
Jim Johnson	80	5	25	30	116
Dan Frawley	78	14	14	28	218
Kevin LaVallee	33	8	20	28	4
Dave Hannan	58	10	15	25	56
Willy Lindstrom	60	10	13	23	6
Ville Siren	69	5	18	23	50
Warren Young	50	8	13	21	103
Ron Duguay	40	5	13	18	30
Rod Buskas	68	3	15	18	123
Chris Kontos	31	8	9	17	6
Troy Loney	23	8	7	15	22
Randy Hillier	55	4	8	12	97
Mike Bullard	14	2	10	12	17
Dwight Schofield	25	1	6	7	59
Norm Schmidt	20	1	5	6	4
Phil Bourque	22	2	3	5	32
Jim McGeough	11	1	4	5	8
Mitch Wilson	17	2	1	3	83
Lee Giffin	8	1	1	2	0
Mike Blaisdell	10	1	1	2	2
Neil Belland	3	0	1	1	0
Dwight Mathiasen	6	0	1	1	2
Chris Dahlquist	19	0	1	1	22
Pat Riggan	27	0	1	1	2
Gilles Meloche	43	0	1	1	20
Todd Charlesworth	1	0	0	0	0
Alain Lemieux	1	0	0	0	0
Steve Guenette	2	0	0	0	0
Mike Rowe	2	0	0	0	0
Carl Mokosak	3	0	0	0	4
Roberto Romano	25	0	0	0	0
Bench					16

GOALTENDING

GOALIE	W-L-T	GP	MP	GA	SO	GAA
Pat Riggan	8-6-3	17	988	55	0	3.34
Gilles Meloche	13-19-7	43	2343	134	0	3.43
Roberto Romano	9-11-2	25	1438	87	0	3.63
Steve Guenette	0-2-0	2	113	8	0	4.25
TOTALS	30-38-12	80	4882	290	1	3.56

1986-87

GAMES

DATE	RESULT	SCORE	OPPONENT	DATE	RESULT	SCORE	OPPONENT
Oct. 9	W	5-4	WASHINGTON	Jan. 21	L	5-10	Los Angeles
Oct. 11	W	6-5*	NY RANGERS	Jan. 23	W	6-0	Vancouver
Oct. 12	W	4-1	Chicago	Jan. 24	L	2-4	Edmonton
Oct. 14	W	4-3*	LOS ANGELES	Jan. 27	W	7-5	WASHINGTON
Oct. 17	W	7-3	Buffalo	Jan. 29	L	3-5	Philadelphia
Oct. 18	W	8-4	NEW JERSEY	Feb. 1	L	6-8	HARTFORD
Oct. 22	W	5-4*	BUFFALO	Feb. 5	L	5-6	Boston
Oct. 23	L	3-5	Philadelphia	Feb. 7	W	4-1	CHICAGO
Oct. 25	W	4-2	PHILADELPHIA	Feb. 8	W	2-1*	New Jersey
Oct. 28	L	2-5	Hartford	Feb. 14	T	3-3*	VANCOUVER
Oct. 29	L	6-8	NEW JERSEY	Feb. 15	L	1-4	NY Rangers
Nov. 1	T	3-3*	St. Louis	Feb. 17	L	1-3	CALGARY
Nov. 4	T	2-2*	VANCOUVER	Feb. 19	T	4-4*	Philadelphia
Nov. 8	W	4-2	Minnesota	Feb. 21	L	5-6	NEW JERSEY
Nov. 9	L	1-2	Detroit	Feb. 22	W	4-2	NY Rangers
Nov. 12	W	2-1	BOSTON	Feb. 24	W	5-2	EDMONTON
Nov. 14	L	4-5	New Jersey	Feb. 26	L	4-5	NY Islanders
Nov. 15	W	5-2	QUEBEC	Feb. 28	L	1-2	CHICAGO
Nov. 18	L	1-3	Winnipeg	Mar. 1	T	5-5*	ST. LOUIS
Nov. 20	W	5-2	Calgary	Mar. 3	W	8-1	Quebec
Nov. 22	W	5-4	Washington	Mar. 5	L	2-7	Toronto
Nov. 25	L	1-5	NY Islanders	Mar. 7	W	7-3	Minnesota
Nov. 26	L	2-3	NY ISLANDERS	Mar. 8	W	5-3	Winnipeg
Nov. 29	T	5-5*	NY RANGERS	Mar. 10	L	3-6	NY ISLANDERS
Nov. 30	T	2-2*	NY Rangers	Mar. 12	W	6-3	QUEBEC
Dec. 5	L	2-4	EDMONTON	Mar. 14	L	2-3*	NY RANGERS
Dec. 6	W	5-2	MINNESOTA	Mar. 18	W	5-4	ST. LOUIS
Dec. 10	L	4-6	CALGARY	Mar. 20	L	3-4	Washington
Dec. 12	W	8-3	TORONTO	Mar. 22	L	1-3	Philadelphia
Dec. 13	L	2-3*	Toronto	Mar. 24	T	3-3*	PHILADELPHIA
Dec. 17	L	0-3	Los Angeles	Mar. 28	L	4-5	Hartford
Dec. 20	L	4-6	PHILADELPHIA	Mar. 29	L	1-4	MONTREAL
Dec. 22	T	4-4*	Montreal	Mar. 31	L	3-5	New Jersey
Dec. 23	L	3-4*	NY Islanders	Apr. 2	W	6-2	NEW JERSEY
Dec. 26	T	3-3*	Buffalo	Apr. 4	W	4-3*	DETROIT
Dec. 27	T	3-3*	NY ISLANDERS				
Dec. 30	L	3-5	NY RANGERS				
Jan. 1	L	3-4*	Washington				
Jan. 3	W	6-3	MONTREAL				
Jan. 7	W	5-2	WASHINGTON				
Jan. 9	L	2-3	Washington				
Jan. 13	T	3-3*	NY Islanders				
Jan. 14	L	3-4	WINNIPEG				
Jan. 17	L	2-4	Boston				
Jan. 18	L	0-1	DETROIT				

* - Overtime

1987-88

HIGHLIGHTS

Pierre Creamer is named head coach on June 4.

Mario Lemieux picks up his second All-Star MVP award, after posting six points (3+3), including the game-winning goal in overtime at St. Louis.

Lemieux sets the Penguin records for goals (70), assists (98), points (168) and power-play goals (22).

Lemieux wins his first Art Ross Trophy and his first Hart Trophy.

Tony Esposito is named general manager on Apr. 14.

Pierre Creamer is relieved of his coaching duties on June 14.

TRANSACTIONS

Nov. 24, 1987 - Obtained Paul Coffey, Dave Hunter and Wayne Van Dorp from Edmonton for Craig Simpson, Moe Mantha, Dave Hannan and Chris Joseph.

SCORING

PLAYERS	GP	G	A	PTS	PIM
Mario Lemieux	77	70	98	168	92
Dan Quinn	70	40	39	79	50
Randy Cunneyworth	71	35	39	74	141
Paul Coffey	46	15	52	67	93
Doug Bodger	69	14	31	45	103
Rob Brown	51	24	20	44	56
Dave Hunter	80	14	21	35	83
Charlie Simmer	50	11	17	28	24
Jock Callander	41	11	16	27	45
Craig Simpson	21	13	13	26	34
Bryan Erickson	53	7	19	26	20
Ville Siren	58	1	20	21	62
Dave McLlwain	66	11	8	19	40
Troy Loney	65	5	13	18	151
Phil Bourque	21	4	12	16	20
Dan Frawley	47	6	8	14	152
Randy Hillier	55	1	12	13	144
Jim Johnson	55	1	12	13	87
Rod Buskas	76	4	8	12	206
Steve Gotaas	36	5	6	11	45
Zarley Zalapski	15	3	8	11	7
Moe Mantha	21	2	8	10	23
Bob Errey	17	3	6	9	18
Chris Dahlquist	44	3	6	9	69
Mark Kachowski	38	5	3	8	126
Perry Ganchar	31	3	5	8	36
Wilf Paiement	23	2	6	8	39
Chris Kontos	36	1	7	8	12
Kevin Stevens	16	5	2	7	8
Dave Hannan	21	4	3	7	23
Dwight Mathiasen	23	0	6	6	14
Wayne Van Dorp	25	1	3	4	75
Chris Joseph	17	0	4	4	12
Norm Schmidt	5	1	2	3	0
Todd Charlesworth	6	2	0	2	2
Brad Aitken	5	1	1	2	0
Lee Giffin	19	0	2	2	9
Frank Pietrangelo	21	0	2	2	2
Scott Gruhl	6	1	0	1	0
Pat Mayer	1	0	0	0	4
Dave Goetz	2	0	0	0	2
Warren Young	7	0	0	0	15
Jimmy Mann	9	0	0	0	53
Steve Guenette	19	0	0	0	2
Pat Riggin	22	0	0	0	12
Gilles Meloche	27	0	0	0	0

GOALTENDING

GOALIE	W-L-T	GP	MP	GA	SO	GAA
Steve Guenette	12-7-0	19	1092	61	1	3.35
Pat Riggin	7-8-4	22	1169	76	0	3.90
Frank Pietrangelo	9-11-0	21	1207	80	1	3.98
Gilles Meloche	8-9-5	27	1394	95	0	4.09
TOTALS	36-35-9	80	4862	316	2	3.90

1987-88

GAMES

DATE	RESULT	SCORE	OPPONENT	DATE	RESULT	SCORE	OPPONENT
Oct. 8	T	4-4*	NY Rangers	Jan. 16	W	4-3	Toronto
Oct. 9	L	3-6	New Jersey	Jan. 19	W	6-4	NY Islanders
Oct. 13	W	8-3	BUFFALO	Jan. 20	W	8-3	Chicago
Oct. 15	T	6-6	NY RANGERS	Jan. 23	W	4-3*	Montreal
Oct. 17	L	2-3	Montreal	Jan. 25	L	4-6	EDMONTON
Oct. 18	L	2-3	Philadelphia	Jan. 27	L	1-4	WINNIPEG
Oct. 21	L	4-5	NEW JERSEY	Jan. 28	L	3-6	New Jersey
Oct. 23	L	2-5	Detroit	Jan. 30	W	4-2	CHICAGO
Oct. 24	W	5-3	BUFFALO	Feb. 2	W	3-2*	WASHINGTON
Oct. 27	T	4-4*	LOS ANGELES	Feb. 4	W	1-0	MINNESOTA
Oct. 29	L	0-4	TORONTO	Feb. 6	W	5-4	HARTFORD
Oct. 31	W	5-4*	Quebec	Feb. 7	L	3-6	NY Rangers
Nov. 3	W	5-1	PHILADELPHIA	Feb. 13	W	7-5	Los Angeles
Nov. 5	W	4-2	NY Islanders	Feb. 17	L	0-5	Vancouver
Nov. 7	L	1-4	Boston	Feb. 19	L	3-7	Edmonton
Nov. 11	W	3-2	WASHINGTON	Feb. 21	L	4-5	ST. LOUIS
Nov. 12	L	2-5	Philadelphia	Feb. 23	L	3-4*	WINNIPEG
Nov. 14	W	3-2*	NY RANGERS	Feb. 25	L	1-2	NY Rangers
Nov. 17	L	4-6	Vancouver	Feb. 28	L	5-7	Chicago
Nov. 20	L	1-4	Edmonton	Mar. 1	W	8-3	MINNESOTA
Nov. 21	T	4-4*	Calgary	Mar. 5	W	8-3	NY ISLANDERS
Nov. 25	W	6-4	QUEBEC	Mar. 7	W	5-4	Calgary
Nov. 27	W	4-2	Washington	Mar. 10	L	4-6	St. Louis
Nov. 28	T	5-5*	WASHINGTON	Mar. 12	L	3-6	Minnesota
Dec. 2	L	1-7	NY ISLANDERS	Mar. 13	W	5-4	Winnipeg
Dec. 5	W	6-3	VANCOUVER	Mar. 16	W	5-2	TORONTO
Dec. 9	W	5-2	CALGARY	Mar. 19	W	7-0	PHILADELPHIA
Dec. 11	W	6-4	NY ISLANDERS	Mar. 20	L	2-4	Philadelphia
Dec. 12	L	2-5	St. Louis	Mar. 23	W	7-1	WASHINGTON
Dec. 15	L	2-5	PHILADELPHIA	Mar. 25	W	5-2	MONTREAL
Dec. 17	W	7-4	New Jersey	Mar. 27	W	6-3	Quebec
Dec. 19	W	4-3	NY RANGERS	Mar. 29	L	0-4	New Jersey
Dec. 20	W	8-4	NY Rangers	Mar. 31	L	2-7	NEW JERSEY
Dec. 23	L	2-6	NEW JERSEY	Apr. 2	W	7-6	Washington
Dec. 26	W	6-3	DETROIT	Apr. 3	W	4-2	HARTFORD
Dec. 27	T	3-3*	Buffalo				
Dec. 29	T	4-4*	BOSTON				
Jan. 1	L	3-5	Washington				
Jan. 2	L	2-3	NY Islanders				
Jan. 5	T	4-4	LOS ANGELES				
Jan. 7	L	2-3	BOSTON				
Jan. 9	L	4-5*	Hartford				
Jan. 10	L	5-7	Detroit				
Jan. 12	T	5-5	NY ISLANDERS				
Jan. 15	L	4-5	PHILADELPHIA				

* - Overtime

36-35-9, 6TH, PATRICK DIVISION

1988-89

HIGHLIGHTS

Gene Ubriaco is hired as head coach on June 28.

Mario Lemieux records a club record five goals on Dec. 31 vs. New Jersey, scoring one goal each at even strength, on the power play, short-handed, on a penalty shot and into an empty net.

Lemieux betters his records for goals (85), assists (114), points (199), power play goals (31), short-handed goals (13) and hat tricks (9).

Pittsburgh sets an NHL record with 119 power play goals.

The Penguins return to the post-season for the first time in seven season, sweeping the Rangers and falling to Philadelphia in seven games.

Lemieux ties NHL playoff records for goals (5) and points (8) in a game in a 10-7 Pittsburgh Game One win against Philadelphia.

Lemieux captures his second Art Ross Trophy.

TRANSACTIONS

Sept. 1, 1988 - Obtained Wendell Young and a seventh round choice in the 1990 Entry Draft from Philadelphia for a third round choice in the 1990 Entry Draft.

Nov. 12, 1988 - Obtained Tom Barrasso and a third round choice in the 1990 Entry Draft from Buffalo for Doug Bodger and Darrin Shannon.

SCORING

PLAYERS	GP	G	A	PTS	PIM
Mario Lemieux	76	85	114	199	100
Rob Brown	68	49	66	115	118
Paul Coffey	75	30	83	113	193
Dan Quinn	79	34	60	94	102
Bob Errey	76	26	32	58	124
John Cullen	79	12	37	49	112
Zarley Zalapski	58	12	33	45	57
Randy Cunneynworth	70	25	19	44	156
Phil Bourque	80	17	26	43	97
Dave Hannan	72	10	20	30	157
Randy Hillier	68	1	23	24	141
Troy Loney	69	10	6	16	165
Jim Johnson	76	2	14	16	163
Kevin Stevens	24	12	3	15	19
Jock Callander	30	6	5	11	20
Tom Barrasso	54	0	8	8	70
Dan Frawley	46	3	4	7	66
Steve Dykstra	65	1	6	7	126
Chris Dahlquist	43	1	5	6	42
Rod Buskas	52	1	5	6	105
Doug Bodger	10	1	4	5	7
Jay Caufield	58	1	4	5	285
Gord Dineen	40	1	3	4	44
Scott Bjugstad	24	3	0	3	4
Dave McLlwain	24	1	2	3	4
Mark Kachowski	12	1	1	2	43
Mark Recchi	15	1	1	2	0
Wendell Young	22	0	2	2	4
Ville Siren	12	1	0	1	14
Steve Guenette	11	0	1	1	0
Rick Tabaracci	1	0	0	0	2
Perry Ganchar	3	0	0	0	0
Frank Pietrangelo	15	0	0	0	2
Richard Zemplak	34	0	0	0	148
Bench					16

GOALTENDING

GOALIE	W-L-T	GP	MP	GA	SO	GAA
Frank Pietrangelo	5-3-0	15	669	45	0	4.04
Tom Barrasso	18-15-7	44	2406	162	0	4.04
Steve Guenette	5-6-0	11	574	41	0	4.29
Wendell Young	12-9-0	22	1150	92	0	4.80
Rick Tabaracci	0-0-0	1	33	4	0	7.27
TOTALS	40-33-7	80	4844	349	0	4.32

1988-89

GAMES

DATE	RESULT	SCORE	OPPONENT	DATE	RESULT	SCORE	OPPONENT
Oct. 7	W	6-4	Washington	Jan. 20	L	3-7	Winnipeg
Oct. 11	W	8-7	WASHINGTON	Jan. 21	W	7-4	Edmonton
Oct. 12	L	5-8	Buffalo	Jan. 25	W	5-4	WINNIPEG
Oct. 15	W	9-2	ST. LOUIS	Jan. 28	W	10-5	DETROIT
Oct. 16	W	4-2	PHILADELPHIA	Jan. 31	L	1-5	MONTREAL
Oct. 21	L	4-6	New Jersey	Feb. 2	W	5-3	Philadelphia
Oct. 22	W	7-4	CHICAGO	Feb. 3	T	3-3*	ST. LOUIS
Oct. 25	W	6-1	CALGARY	Feb. 5	W	5-2	Boston
Oct. 27	L	3-4	St. Louis	Feb. 9	W	5-2	QUEBEC
Oct. 29	W	5-4	Montreal	Feb. 11	L	1-8	Quebec
Oct. 30	L	2-9	NY Rangers	Feb. 12	L	2-4	CALGARY
Nov. 1	W	5-3	VANCOUVER	Feb. 14	W	7-3	BUFFALO
Nov. 3	L	2-6	QUEBEC	Feb. 17	L	1-5	Buffalo
Nov. 6	L	4-5	Philadelphia	Feb. 18	L	3-5	NY RANGERS
Nov. 8	L	3-7	EDMONTON	Feb. 21	L	1-2	MINNESOTA
Nov. 10	W	5-1	TORONTO	Feb. 23	T	6-6*	Detroit
Nov. 12	L	2-7	Los Angeles	Feb. 25	T	5-5*	NY Islanders
Nov. 13	W	4-2	Vancouver	Feb. 26	L	6-8	Hartford
Nov. 16	L	5-8	Toronto	Mar. 1	W	4-1	NEW JERSEY
Nov. 19	L	3-6	NY Islanders	Mar. 3	L	2-4	Washington
Nov. 23	W	8-2	NY RANGERS	Mar. 5	L	2-4	EDMONTON
Nov. 25	W	5-3	Washington	Mar. 7	L	2-3*	Los Angeles
Nov. 26	W	4-3	PHILADELPHIA	Mar. 9	L	3-10	Calgary
Nov. 30	W	6-4	WASHINGTON	Mar. 10	W	5-1	Winnipeg
Dec. 3	W	4-2	NY ISLANDERS	Mar. 12	W	6-5	Chicago
Dec. 4	T	3-3*	Boston	Mar. 14	L	2-8	BOSTON
Dec. 6	W	7-6	CHICAGO	Mar. 16	W	2-1	New Jersey
Dec. 8	L	3-4	Philadelphia	Mar. 18	L	2-7	MONTREAL
Dec. 10	T	4-4	NEW JERSEY	Mar. 20	L	2-7	Minnesota
Dec. 14	W	5-4	LOS ANGELES	Mar. 22	L	4-5	WASHINGTON
Dec. 15	W	8-2	NY Islanders	Mar. 25	W	5-4	NEW JERSEY
Dec. 17	W	3-2	DETROIT	Mar. 26	W	6-4	NY Rangers
Dec. 20	W	5-3	NY ISLANDERS	Mar. 30	L	5-9	HARTFORD
Dec. 21	W	6-1	Toronto	Apr. 1	W	5-2	NY RANGERS
Dec. 23	T	2-2*	New Jersey	Apr. 2	W	6-5*	Philadelphia
Dec. 26	W	4-3*	Hartford				
Dec. 29	L	2-3	PHILADELPHIA				
Dec. 31	W	8-6	NEW JERSEY				
Jan. 2	L	0-8	Washington				
Jan. 7	L	5-7	VANCOUVER				
Jan. 10	W	5-3	NY ISLANDERS				
Jan. 12	W	9-2	Minnesota				
Jan. 14	T	4-4*	NY RANGERS				
Jan. 15	L	4-6	NY Rangers				
Jan. 17	L	2-5	NY Islanders				

* - Overtime

40-33-7, 2ND, PATRICK DIVISION

1989-90

HIGHLIGHTS

Craig Patrick is named general manager and head coach on Dec. 5, replacing Tony Esposito and Gene Ubriaco.

Pittsburgh hosts the All-Star Game on Jan. 21 for the first time. Mario Lemieux scores four goals and wins his third All-Star MVP award.

Mario Lemieux records a 46-game point streak (39+64), the second-longest in league history from Oct. 3 through Feb. 11. The streak is broken when he leaves a game against the Rangers on Feb. 14 with a back injury.

TRANSACTIONS

June 17, 1989 - Obtained Randy Gilhen, Andrew McBain and Jim Kyte from Winnipeg for Randy Cunneynworth, Rick Tabaracci and Dave McLlwain.

Jan. 8, 1990 - Obtained Rod Buskas, Tony Tanti and Barry Pederson from Vancouver for Dan Quinn, Andrew McBain and Dave Capuano.

SCORING

PLAYERS	GP	G	A	PTS	PIM
Mario Lemieux	59	45	78	123	78
Paul Coffey	80	29	74	103	95
John Cullen	72	32	60	92	138
Rob Brown	80	33	47	80	102
Kevin Stevens	76	29	41	70	171
Mark Recchi	74	30	37	67	44
Tony Tanti	78	28	36	64	72
Phil Bourque	76	22	17	39	108
Bob Errey	78	20	19	39	109
Zarley Zalapski	51	6	25	31	37
Barry Pederson	54	6	25	31	39
Dan Quinn	41	9	20	29	22
Troy Loney	67	11	16	27	168
Randy Gilhen	61	5	11	16	54
Jim Johnson	75	3	13	16	154
Randy Hillier	61	3	12	15	71
Andrew McBain	41	5	9	14	51
Chris Dahlquist	62	4	10	14	56
Jock Callander	30	4	7	11	49
Gilbert Delorme	54	3	7	10	44
Doug Smith	40	4	5	9	97
Gord Dineen	69	1	8	9	125
Richard Zemlak	19	1	5	6	43
Jim Kyte	56	3	1	4	125
Wendell Young	43	0	4	4	8
Jay Caufield	37	1	2	3	123
Jamie Leach	10	0	3	3	0
Rod Buskas	23	0	3	3	49
Alain Chevrier	42	0	3	3	8
Mark Kachowski	14	0	1	1	40
Dave Capuano	6	0	0	0	2
Frank Pietrangelo	21	0	0	0	2
Tom Barrasso	24	0	0	0	8
Bench					14

GOALTENDING

GOALIE	W-L-T	GP	MP	GA	SO	GAA
Wendell Young	16-20-3	43	2318	161	1	4.17
Frank Pietrangelo	8-6-2	21	1066	77	0	4.33
Tom Barrasso	7-12-3	24	1294	101	0	4.68
Alain Chevrier	1-2-0	3	166	14	0	5.06
TOTALS	32-40-8	80	4856	359	1	4.44

1989-90

GAMES

DATE	RESULT	SCORE	OPPONENT	DATE	RESULT	SCORE	OPPONENT
Oct. 5	L	4-5	Boston	Jan. 18	T	3-3*	NY RANGERS
Oct. 7	T	4-4*	New Jersey	Jan. 23	L	2-4	NEW JERSEY
Oct. 10	W	5-1	WINNIPEG	Jan. 25	W	5-3	Detroit
Oct. 14	W	2-1*	MONTREAL	Jan. 27	L	3-9	NY Islanders
Oct. 15	L	2-4	NY Rangers	Jan. 28	L	2-7	Buffalo
Oct. 17	W	7-5	TORONTO	Jan. 30	L	3-6	PHILADELPHIA
Oct. 18	L	3-9	ST. LOUIS	Feb. 2	W	6-3	EDMONTON
Oct. 21	L	2-4	BUFFALO	Feb. 3	L	4-8	Toronto
Oct. 25	L	6-8	TORONTO	Feb. 6	L	7-8*	NY ISLANDERS
Oct. 26	T	3-3*	Detroit	Feb. 8	W	7-5	WASHINGTON
Oct. 28	L	1-5	Montreal	Feb. 10	W	7-6	LOS ANGELES
Oct. 31	L	4-8	LOS ANGELES	Feb. 11	W	4-1	Philadelphia
Nov. 2	W	5-2	NY ISLANDERS	Feb. 14	W	4-3*	NY Rangers
Nov. 4	W	3-1	Edmonton	Feb. 16	T	3-3*	Winnipeg
Nov. 5	L	3-5	Vancouver	Feb. 18	L	4-6	Chicago
Nov. 9	L	3-4	Chicago	Feb. 20	W	6-4	PHILADELPHIA
Nov. 11	L	3-8	St. Louis	Feb. 22	W	4-3*	NY ISLANDERS
Nov. 14	W	6-0	NY RANGERS	Feb. 24	L	1-11	Montreal
Nov. 16	W	8-2	QUEBEC	Feb. 26	L	2-3	Quebec
Nov. 18	W	5-3	NY ISLANDERS	Feb. 28	W	2-1	NEW JERSEY
Nov. 22	L	3-6	NEW JERSEY	Mar. 2	L	5-6	New Jersey
Nov. 24	W	7-4	Washington	Mar. 4	W	8-6	MINNESOTA
Nov. 25	L	1-4	WASHINGTON	Mar. 6	L	3-4*	Edmonton
Nov. 28	L	3-6	PHILADELPHIA	Mar. 7	L	3-6	Calgary
Nov. 30	L	1-4	Philadelphia	Mar. 10	L	2-8	Los Angeles
Dec. 2	W	7-4	Quebec	Mar. 11	L	3-5	Vancouver
Dec. 6	W	5-3	WASHINGTON	Mar. 15	W	6-1	DETROIT
Dec. 8	W	3-2	New Jersey	Mar. 17	L	2-6	MINNESOTA
Dec. 9	L	4-6	CHICAGO	Mar. 18	T	2-2*	NY Islanders
Dec. 12	W	7-5	BOSTON	Mar. 22	L	3-5	Philadelphia
Dec. 14	T	4-4*	Minnesota	Mar. 24	T	3-3*	CALGARY
Dec. 16	L	3-4	Calgary	Mar. 25	L	2-4	Hartford
Dec. 19	L	4-8	HARTFORD	Mar. 27	T	3-3*	HARTFORD
Dec. 21	W	5-2	WASHINGTON	Mar. 29	L	4-5	St. Louis
Dec. 23	L	6-8	NY Islanders	Mar. 31	L	2-3*	BUFFALO
Dec. 26	L	3-6	Washington				
Dec. 27	W	7-4	NY RANGERS				
Dec. 31	W	5-4	NY Rangers				
Jan. 2	L	2-5	BOSTON				
Jan. 4	W	4-3	VANCOUVER				
Jan. 6	W	5-3	WINNIPEG				
Jan. 8	W	7-5	NY Rangers				
Jan. 10	L	3-6	New Jersey				
Jan. 12	W	6-4	Washington				
Jan. 16	W	4-3	PHILADELPHIA				

* = Overtime

32-40-8, 5TH, PATRICK DIVISION

1990-91

HIGHLIGHTS

"Badger" Bob Johnson is named Penguins head coach on June 12.

The Penguins win their first division title, capturing the Patrick Division crown with a 7-4 win at Detroit on Mar. 27.

The Penguins down Washington (4-1), Boston (4-2), and Minnesota (4-2) to Capture their first Stanley Cup.

Mario Lemieux wins the Conn Smythe Trophy as playoff MVP.

Jaromir Jagr is named to the NHL All-Rookie Team.

TRANSACTIONS

June 16, 1990 - Obtained Joe Mullen from Calgary for a second round choice in the 1990 Entry Draft.

Dec. 11, 1990 - Obtained Larry Murphy and Peter Taglianetti from Minnesota for Jim Johnson and Chris Dahlquist.

Dec. 13, 1990 - Obtained Jiri Hrdina from Calgary for Jim Kyte.

Mar. 4, 1991 - Obtained Ron Francis, Ulf Samuelsson and Grant Jennings from Hartford for John Cullen, Zarley Zalapski and Jeff Parker.

SCORING

PLAYERS	GP	G	A	PTS	PIM
Mark Recchi	78	40	73	113	48
John Cullen	65	31	63	94	83
Paul Coffey	76	24	69	93	128
Ron Francis	81	23	64	87	72
Kevin Stevens	80	40	46	86	133
Jaromir Jagr	80	27	30	57	42
Zarley Zalapski	66	12	36	48	59
Mario Lemieux	26	19	26	45	30
Larry Murphy	75	9	34	43	68
Bob Errey	79	20	22	42	115
Scott Young	77	17	25	42	41
Joe Mullen	47	17	22	39	6
Phil Bourque	78	20	14	34	106
Bryan Trottier	52	9	19	28	24
Ulf Samuelsson	76	4	22	26	211
Randy Gilhen	72	15	10	25	51
Jiri Hrdina	51	6	17	23	17
Paul Stanton	75	5	18	23	40
Tony Tanti	46	6	12	18	44
Troy Loney	44	7	9	16	85
Rob Brown	25	6	10	16	31
Gord Roberts	64	3	13	16	78
Barry Pederson	46	6	8	14	21
Peter Taglianetti	55	3	9	12	107
Grant Jennings	57	2	7	9	108
Jim Johnson	24	0	5	5	23
Tom Barrasso	48	0	5	5	40
Randy Hillier	31	2	2	4	32
Chris Dahlquist	22	1	2	3	30
Jaime Leach	7	2	0	2	0
Jay Caufield	23	1	1	2	71
Jeff Daniels	11	0	2	2	2
Ken Priestlay	2	0	1	1	0
Wendell Young	18	0	1	1	0
Frank Pietrangelo	25	0	1	1	24
Jim Kyte	1	0	0	0	2
Jim Paek	3	0	0	0	9
Gord Dineen	9	0	0	0	6
Bench					8

GOALTENDING

GOALIE	W-L-T	GP	MP	GA	SO	GAA
Tom Barrasso	27-16-3	48	2754	165	1	3.59
Frank Pietrangelo	10-11-1	25	1311	86	0	3.94
Wendell Young	4-6-2	18	773	52	0	4.04
TOTALS	41-33-6	80	4843	305	1	3.78

1990-91

GAMES

DATE	RESULT	SCORE	OPPONENT	DATE	RESULT	SCORE	OPPONENT
Oct. 5	W	7-4	Washington	Jan. 8	W	6-1	EDMONTON
Oct. 7	W	7-4	NEW JERSEY	Jan. 10	W	5-1	CALGARY
Oct. 9	L	3-4	St. Louis	Jan. 15	L	4-5	Philadelphia
Oct. 11	L	1-4	Chicago	Jan. 17	W	6-5*	Toronto
Oct. 13	W	6-4	NY Islanders	Jan. 22	W	5-3	NEW JERSEY
Oct. 16	L	1-5	PHILADELPHIA	Jan. 26	W	6-5	Quebec
Oct. 19	T	4-4*	Buffalo	Jan. 29	W	3-2*	WASHINGTON
Oct. 20	L	3-4	NY RANGERS	Jan. 31	L	2-4	Philadelphia
Oct. 23	L	4-5	MONTREAL	Feb. 2	W	6-2	BOSTON
Oct. 25	W	6-3	QUEBEC	Feb. 3	L	3-6	Boston
Oct. 27	L	5-7	New Jersey	Feb. 8	L	2-6	Winnipeg
Oct. 28	W	8-3	NY ISLANDERS	Feb. 11	L	5-7	Edmonton
Oct. 30	W	6-2	Philadelphia	Feb. 14	W	5-2	NY ISLANDERS
Nov. 3	W	3-1	NY RANGERS	Feb. 16	L	3-4	NY Islanders
Nov. 6	W	6-5	CALGARY	Feb. 19	W	6-3	BUFFALO
Nov. 8	L	2-3	ST. LOUIS	Feb. 21	W	11-4	TORONTO
Nov. 10	T	3-3*	Boston	Feb. 22	L	2-5	New Jersey
Nov. 13	W	4-1	Minnesota	Feb. 24	T	5-5*	Washington
Nov. 14	W	6-4	Winnipeg	Feb. 26	L	2-8	Los Angeles
Nov. 17	L	1-2*	Los Angeles	Feb. 27	L	3-4	Vancouver
Nov. 21	L	4-5	PHILADELPHIA	Mar. 1	L	2-6	Calgary
Nov. 23	L	3-7	Washington	Mar. 5	W	4-1	VANCOUVER
Nov. 24	W	3-2*	WASHINGTON	Mar. 7	W	3-2	LOS ANGELES
Nov. 27	L	3-7	EDMONTON	Mar. 9	W	5-2	Hartford
Nov. 29	L	4-6	HARTFORD	Mar. 10	W	4-3	NY Islanders
Dec. 1	L	3-6	Minnesota	Mar. 12	T	4-4*	MONTREAL
Dec. 3	W	9-4	NY Rangers	Mar. 16	W	6-3	QUEBEC
Dec. 5	L	1-3	WASHINGTON	Mar. 17	W	4-2	NY Rangers
Dec. 7	T	2-2*	VANCOUVER	Mar. 19	L	4-5	New Jersey
Dec. 8	L	1-3	Hartford	Mar. 21	W	5-4*	NY RANGERS
Dec. 11	L	1-4	CHICAGO	Mar. 23	L	5-7	CHICAGO
Dec. 13	W	9-5	NEW JERSEY	Mar. 26	W	3-1	Philadelphia
Dec. 14	W	4-3	Buffalo	Mar. 27	W	7-4	Detroit
Dec. 16	W	4-1	DETROIT	Mar. 30	T	4-4*	PHILADELPHIA
Dec. 18	W	9-2	WINNIPEG	Mar. 31	L	3-6	NY Rangers
Dec. 20	W	4-3	MINNESOTA				
Dec. 22	W	4-3	NY Islanders				
Dec. 23	L	3-4*	NY ISLANDERS				
Dec. 26	W	7-3	Washington				
Dec. 28	W	5-0	DETROIT				
Dec. 29	L	3-6	Toronto				
Dec. 31	W	4-3	ST. LOUIS				
Jan. 3	L	5-7	NY RANGERS				
Jan. 5	W	5-2	NEW JERSEY				
Jan. 6	L	3-6	Montreal				

* - Overtime

41-33-6, 1ST, PATRICK DIVISION, STANLEY CUP CHAMPIONS

1991-92

HIGHLIGHTS

Scott Bowman is named interim coach on Oct. 1.

The Penguins honor the late Bob Johnson in a candlelight ceremony on Nov. 27 vs. New Jersey.

Joe Mullen scores four goals in back-to-back games on Dec. 23 vs. the Islanders and Dec. 26 vs. Toronto. He is the first Penguin to do so.

Kevin Stevens sets an NHL record for points in a season by an American-born player and most points by a left wing with 123 (54+69).

The Penguins defeat Washington (4-3), the New York Rangers (4-2), Boston (4-0) and Chicago (4-0) to win their second straight Stanley Cup.

TRANSACTIONS

Feb. 19, 1992 - Obtained Jeff Chychrun, Brian Benning and a first round choice in the 1992 Entry Draft from Los Angeles for Paul Coffey.

Feb. 19, 1992 - Obtained Rick Tocchet, Kjell Samuelsson, Ken Wregget and a conditional draft pick from Philadelphia for Mark Recchi, Brian Benning and Los Angeles' first round choice in the 1992 Entry Draft.

SCORING

PLAYERS	GP	G	A	PTS	PIM
Mario Lemieux	64	44	87	131	94
Kevin Stevens	80	54	69	123	252
Joe Mullen	77	42	45	87	30
Larry Murphy	77	21	56	77	50
Mark Recchi	58	33	37	70	78
Jaromir Jagr	70	32	37	69	34
Paul Coffey	54	10	54	64	62
Rick Tocchet	61	27	32	59	151
Ron Francis	70	21	33	54	30
Bob Errey	78	19	16	35	119
Bryan Trottier	63	11	18	29	54
Phil Bourque	58	10	16	26	58
Troy Loney	76	10	16	26	127
Gord Roberts	73	2	22	24	87
Kjell Samuelsson	74	5	11	16	110
Jiri Hrdina	56	3	13	16	16
Ulf Samuelsson	62	1	14	15	206
Ken Priestlay	50	2	8	10	4
Paul Stanton	54	2	8	10	62
Jamie Leach	38	5	4	9	8
Grant Jennings	53	4	5	9	104
Jim Paek	50	1	7	8	36
Peter Taglianetti	44	1	3	4	57
Shawn McEachern	15	0	4	4	0
Jeff Chychrun	43	0	4	4	111
Tom Barrasso	57	0	4	4	30
Ken Wregget	32	0	2	2	2
Gord Dineen	1	0	0	0	0
Glen Mulvenna	1	0	0	0	2
Todd Nelson	1	0	0	0	0
Jeff Daniels	2	0	0	0	0
Frank Pietrangelo	5	0	0	0	0
Wendell Young	18	0	0	0	0
Jay Caufield	52	0	0	0	175
Bench					12

GOALTENDING

GOALIE	W-L-T	GP	MP	GA	SO	GAA
Tom Barrasso	25-22-9	57	3329	196	1	3.53
Wendell Young	7-6-0	18	838	53	0	3.79
Ken Wregget	5-3-0	9	448	31	0	4.15
Frank Pietrangelo	2-1-0	5	225	20	0	5.33
TOTALS	39-32-9	80	4854	308	1	3.81

1991-92

GAMES

DATE	RESULT	SCORE	OPPONENT	DATE	RESULT	SCORE	OPPONENT
Oct. 4	W	5-4	Buffalo	Jan. 23	L	4-5*	BUFFALO
Oct. 6	T	2-2*	PHILADELPHIA	Jan. 25	W	5-3	NY Islanders
Oct. 10	W	6-3	Philadelphia	Jan. 26	L	4-6	Washington
Oct. 12	L	1-4	New Jersey	Jan. 28	L	0-4	WINNIPEG
Oct. 15	W	7-6*	NY Islanders	Jan. 30	L	5-8	NY ISLANDERS
Oct. 17	W	8-5	NY ISLANDERS	Feb. 1	W	4-1	ST. LOUIS
Oct. 19	L	4-5	NY RANGERS	Feb. 3	T	4-4*	DETROIT
Oct. 22	T	4-4*	CHICAGO	Feb. 5	L	3-4	NY Rangers
Oct. 24	L	2-4	NEW JERSEY	Feb. 8	L	3-4	LOS ANGELES
Oct. 26	L	1-4	Montreal	Feb. 9	L	3-6	Boston
Oct. 29	L	0-8	WASHINGTON	Feb. 15	L	2-5	Minnesota
Oct. 31	W	8-1	MINNESOTA	Feb. 16	T	3-3*	Philadelphia
Nov. 2	L	5-6	HARTFORD	Feb. 18	W	7-1	TORONTO
Nov. 5	T	5-5*	BOSTON	Feb. 20	T	4-4	QUEBEC
Nov. 8	W	3-1	Winnipeg	Feb. 22	L	1-2	Montreal
Nov. 9	W	3-2	Minnesota	Feb. 25	L	3-5	Washington
Nov. 11	L	1-3	NY Rangers	Feb. 27	L	4-8	HARTFORD
Nov. 13	W	5-4*	EDMONTON	Feb. 29	W	5-2	BUFFALO
Nov. 15	L	2-6	Washington	Mar. 3	W	6-3	Calgary
Nov. 18	W	7-3	Quebec	Mar. 6	W	7-3	San Jose
Nov. 20	W	5-2	PHILADELPHIA	Mar. 7	L	3-5	Los Angeles
Nov. 23	T	2-2*	NY ISLANDERS	Mar. 10	W	5-2	CALGARY
Nov. 27	W	8-4	NEW JERSEY	Mar. 12	W	6-4	NY ISLANDERS
Nov. 29	W	9-3	Philadelphia	Mar. 14	L	3-6	Toronto
Nov. 30	W	5-1	PHILADELPHIA	Mar. 15	W	4-3	Chicago
Dec. 3	L	3-5	Edmonton	Mar. 17	W	6-5	EDMONTON
Dec. 5	W	8-0	San Jose	Mar. 19	W	6-3	QUEBEC
Dec. 7	L	1-6	St. Louis	Mar. 22	T	2-2*	Hartford
Dec. 10	W	5-3	NY RANGERS	Mar. 24	L	3-4	Detroit
Dec. 13	W	4-3	New Jersey	Mar. 26	W	7-3	VANCOUVER
Dec. 14	L	2-7	WASHINGTON	Mar. 28	W	6-3	MONTREAL
Dec. 17	W	10-2	SAN JOSE	Mar. 31	W	6-5	PHILADELPHIA
Dec. 19	W	6-4	Boston	Apr. 13	L	1-5	New Jersey
Dec. 21	L	5-7	NY RANGERS	Apr. 15	W	4-1	WASHINGTON
Dec. 23	W	6-3	NY Islanders	Apr. 16	L	1-7	NY Rangers
Dec. 26	W	12-1	TORONTO				
Dec. 28	W	6-2	Washington				
Dec. 29	W	6-3	NY Rangers				
Dec. 31	L	4-7	NEW JERSEY				
Jan. 2	L	0-4	New Jersey				
Jan. 4	W	3-2	WINNIPEG				
Jan. 7	L	2-5	LOS ANGELES				
Jan. 10	L	5-7	Calgary				
Jan. 12	W	4-3	Vancouver				
Jan. 16	T	3-3*	Detroit				

* - Overtime

39-32-9, 3RD, PATRICK DIVISION, STANLEY CUP CHAMPIONS

1992-93

HIGHLIGHTS

Pittsburgh starts the regular season with a 10-game unbeaten streak (8-0-2) from Oct. 6-27.

Mario Lemieux records a goal in 12 consecutive games from Oct. 6 through Nov. 1 (18 goals in all) to set a team record. Larry Murphy becomes the ninth defenseman in league history to record 800 points on Jan. 26 vs. Washington.

The Penguins set a new team record with 24 road victories on Mar. 14.

Mario Lemieux becomes the second player in team history to record back-to-back four goal games on Mar. 18 vs. Washington and Mar. 20 vs. Philadelphia.

Tom Barrasso sets a team record with 14 consecutive wins from Mar. 9 through Apr. 9.

The Penguins clinch the President's Trophy with a 5-3 win at Quebec on Apr. 3.

The Penguins set a league record for longest winning streak, recording 17 consecutive victories from Mar. 9 through Apr. 9 breaking the Islanders record of 15 set in 1981-82.

TRANSACTIONS

Mar. 22, 1993 - Obtained Peter Taglianetti from Tampa Bay for a third round choice in the 1993 Entry Draft.

Mar. 22, 1993 - Obtained Mike Ramsey from Buffalo for Bob Errey.

SCORING

PLAYERS	GP	G	A	PTS	PIM
Mario Lemieux	60	69	91	160	38
Kevin Stevens	72	55	56	111	177
Rick Tocchet	80	48	61	109	252
Ron Francis	84	24	76	100	68
Jaromir Jagr	81	34	60	94	61
Larry Murphy	83	22	63	85	73
Joe Mullen	72	33	37	70	14
Shawn McEachern	84	28	33	61	46
Ulf Samuelsson	77	3	26	29	249
Dave Tippett	74	6	19	25	56
Troy Loney	82	5	16	21	99
Jim Paek	77	3	15	18	64
Paul Stanton	77	4	12	16	97
Martin Straka	42	3	13	16	29
Bob Errey	54	8	6	14	76
Peter Taglianetti	72	2	12	14	184
Mike Needham	56	8	5	13	14
Mike Stapleton	78	4	9	13	10
Mike Ramsey	45	3	10	13	28
Jeff Daniels	58	5	4	9	14
Kjell Samuelsson	63	3	6	9	106
Tom Barrasso	63	0	8	8	24
Grant Jennings	58	0	5	5	65
Bryan Fogarty	12	0	4	4	4
Peter Ahola	22	0	1	1	14
Ken Wregget	25	0	1	1	6
Jamie Leach	5	0	0	0	2
Jeff Chychrun	1	0	0	0	2
Jay Caufield	26	0	0	0	60
Bench					14

GOALTENDING

GOALIE	W-L-T	GP	MP	GA	SO	GAA
Tom Barrasso	43-14-5	63	3702	186	4	3.01
Ken Wregget	13-7-2	25	1368	78	0	3.42
TOTALS	56-21-7	84	5083	268	5	3.16

GAMES

DATE	RESULT	SCORE	OPPONENT	DATE	RESULT	SCORE	OPPONENT
Oct. 6	T	3-3*	PHILADELPHIA	Jan. 16	W	6-1	OTTAWA
Oct. 8	W	7-3	NY ISLANDERS	Jan. 19	W	5-2	Vancouver
Oct. 10	T	3-3*	Montreal	Jan. 22	L	1-2	Edmonton
Oct. 13	W	6-5	BUFFALO	Jan. 23	W	4-3	Calgary
Oct. 15	W	5-2	MONTREAL	Jan. 26	W	6-3	WASHINGTON
Oct. 17	W	7-3	Hartford	Jan. 28	L	2-5	NY ISLANDERS
Oct. 20	W	5-1	VANCOUVER	Jan. 30	W	4-2	PHILADELPHIA
Oct. 22	W	9-6	DETROIT	Jan. 31	T	2-2*	Washington
Oct. 24	W	4-3	New Jersey	Feb. 8	W	4-0	BOSTON
Oct. 27	W	7-2	Ottawa	Feb. 10	W	3-0	NY Rangers
Oct. 29	L	4-6	St. Louis	Feb. 13	W	4-1	CHICAGO
Nov. 1	W	5-4	Tampa Bay	Feb. 14	L	4-7	Buffalo
Nov. 3	W	2-0	NY ISLANDERS	Feb. 18	L	4-5	EDMONTON
Nov. 5	W	8-4	ST. LOUIS	Feb. 20	L	2-4	NY Islanders
Nov. 7	L	2-4	Toronto	Feb. 21	W	4-3	Hartford
Nov. 8	L	2-7	Chicago	Feb. 23	L	1-3	NEW JERSEY
Nov. 10	W	4-1	Minnesota	Feb. 25	L	1-2	Ottawa
Nov. 12	T	4-4*	QUEBEC	Feb. 27	T	3-3*	TAMPA BAY
Nov. 13	L	0-8	Detroit	Feb. 28	W	4-2	Washington
Nov. 17	W	4-2	BUFFALO	Mar. 2	L	4-5	Philadelphia
Nov. 20	W	4-1	New Jersey	Mar. 5	L	1-3	NY Rangers
Nov. 21	W	2-0	NEW JERSEY	Mar. 9	W	3-2	BOSTON
Nov. 23	W	5-2	NY Rangers	Mar. 11	W	4-3*	LOS ANGELES
Nov. 25	L	3-11	NY RANGERS	Mar. 14	W	3-2	NY Islanders
Nov. 27	L	4-6	Washington	Mar. 18	W	7-5	WASHINGTON
Nov. 28	W	5-3	WASHINGTON	Mar. 20	W	9-3	PHILADELPHIA
Dec. 1	W	7-3	NY Islanders	Mar. 21	W	6-4	Edmonton
Dec. 3	L	3-5	Los Angeles	Mar. 23	W	7-2	SAN JOSE
Dec. 5	W	9-4	San Jose	Mar. 25	W	4-3	NEW JERSEY
Dec. 8	W	5-2	WINNIPEG	Mar. 27	W	5-3	Boston
Dec. 11	L	1-2	New Jersey	Mar. 28	W	4-1	Washington
Dec. 12	W	6-5	NEW JERSEY	Mar. 30	W	6-4	OTTAWA
Dec. 15	W	6-2	PHILADELPHIA	Apr. 1	W	10-2	HARTFORD
Dec. 17	W	5-4*	Philadelphia	Apr. 3	W	5-3	Quebec
Dec. 19	L	3-4	NY ISLANDERS	Apr. 4	W	5-2	New Jersey
Dec. 21	W	7-4	QUEBEC	Apr. 7	W	4-3*	MONTREAL
Dec. 23	W	4-0	Philadelphia	Apr. 9	W	10-4	NY Rangers
Dec. 27	W	4-2	Buffalo	Apr. 10	W	4-2	NY RANGERS
Dec. 31	T	3-3*	TORONTO	Apr. 14	T	6-6*	New Jersey
Jan. 2	W	5-2	NY RANGERS				
Jan. 5	W	6-2	BOSTON				
Jan. 7	L	3-6	MINNESOTA				
Jan. 9	W	3-2	CALGARY				
Jan. 10	L	2-3	Winnipeg				
Jan. 14	L	0-7	Boston				

* - Overtime

1993-94

HIGHLIGHTS

Ed Johnston named head coach and Bryan Trottier named assistant coach on June 22.

Ron Francis records his 1,000th point on Oct. 28 vs. Quebec.

Ed Johnston sets the club record with his 96th career coaching victory on Dec. 21 vs. Tampa Bay.

Bryan Trottier records his 900th career assist on Jan. 3 at Ottawa.

Tom Barrasso sets the record for most wins by an American-born goaltender with his 253rd victory on Feb. 15 vs. Winnipeg.

A pair of milestones. Mario Lemieux records his 1200th career point and Larry Murphy records his 900th career point on Mar. 26 at Calgary.

The Penguins clinch the first-ever Northeast Division title on Apr. 11 with a 4-0 win at Ottawa.

TRANSACTIONS

Aug. 27, 1993 - Obtained Marty McSorley from Los Angeles for Shawn McEachern.

Feb. 15, 1994 - Obtained Shawn McEachern and Tomas Sandstrom from Los Angeles for Marty McSorley and Jim Paek.

Mar. 21, 1994 - Obtained Jim McKenzie from Dallas for Mike Needham.

SCORING

PLAYERS	GP	G	A	PTS	PIM
Jaromir Jagr	80	32	67	99	61
Ron Francis	82	27	66	93	62
Kevin Stevens	83	41	47	88	155
Larry Murphy	84	17	56	73	44
Joe Mullen	84	38	32	70	41
Martin Straka	84	30	34	64	24
Tomas Sandstrom	78	23	35	58	83
Doug Brown	77	18	37	55	18
Shawn McEachern	76	20	22	42	34
Rick Tocchet	51	14	26	40	134
Mario Lemieux	22	17	20	37	32
Greg Hawgood	64	6	28	34	36
Ulf Samuelsson	80	5	24	29	199
Marty McSorley	47	3	18	21	139
Bryan Trottier	41	4	11	15	36
Peter Taglianetti	60	2	12	14	142
Kjell Samuelsson	59	5	8	13	118
Mike Stapleton	58	7	4	11	18
Markus Naslund	71	4	7	11	27
Greg Brown	36	3	8	11	28
Jeff Daniels	63	3	5	8	20
Jim McKenzie	71	3	5	8	146
Grant Jennings	61	2	4	6	126
Ed Patterson	27	3	1	4	10
Mike Ramsey	65	2	2	4	22
Jim Paek	41	0	4	4	8
Pat Neaton	12	1	1	2	12
Larry DePalma	7	1	0	1	5
Mike Needham	25	1	0	1	2
Ken Wregget	42	0	1	1	8
Tom Barrasso	44	0	1	1	42
Chris Tamer	12	0	0	0	9
Greg Andrusak	3	0	0	0	2
Justin Duberman	4	0	0	0	0
Ladislav Karabin	9	0	0	0	2
Rob Dopson	2	0	0	0	0
Roberto Romano	2	0	0	0	0
Bench					20

GOALTENDING

GOALIE	W-L-T	GP	MP	GA	SO	GAA
Roberto Romano	1-0-1	2	125	3	0	1.44
Tom Barrasso	22-15-5	44	2482	139	2	2.26
Ken Wregget	21-12-7	42	2456	138	1	3.37
Rob Dopson	0-0-0	2	45	3	0	4.00
TOTALS	44-27-13	84	5118	285	3	3.34

1993-94

GAMES

DATE	RESULT	SCORE	OPPONENT	DATE	RESULT	SCORE	OPPONENT
Oct. 5	L	3-4	Philadelphia	Jan. 25	W	4-2	OTTAWA
Oct. 7	W	2-1	MONTREAL	Jan. 27	W	3-1	QUEBEC
Oct. 9	W	3-2	NY RANGERS	Jan. 29	T	4-4*	Toronto
Oct. 10	L	4-7	Quebec	Jan. 31	L	3-5	NY Rangers
Oct. 12	W	2-1	Florida	Feb. 1	W	2-1	FLORIDA
Oct. 14	L	2-3	Tampa Bay	Feb. 4	W	6-3	Detroit
Oct. 16	W	5-3	HARTFORD	Feb. 5	L	3-7	New Jersey
Oct. 19	W	3-2	NY Islanders	Feb. 7	L	1-4	MONTREAL
Oct. 22	W	4-2	Buffalo	Feb. 10	L	3-5	NY ISLANDERS
Oct. 23	T	3-3*	ST. LOUIS	Feb. 12	L	3-9	DALLAS
Oct. 28	L	3-7	QUEBEC	Feb. 13	W	3-0	Philadelphia
Oct. 30	W	4-3	CHICAGO	Feb. 15	W	5-3	WINNIPEG
Nov. 2	T	3-3*	San Jose	Feb. 17	W	6-4	HARTFORD
Nov. 3	W	6-2	BUFFALO	Feb. 19	L	1-4	Montreal
Nov. 6	L	3-8	Los Angeles	Feb. 21	L	3-4*	NY Rangers
Nov. 7	W	5-4	Anaheim	Feb. 24	T	2-2*	ANAHEIM
Nov. 9	T	3-3*	St. Louis	Feb. 26	W	4-3	BUFFALO
Nov. 11	L	1-4	Chicago	Feb. 28	W	4-3	Florida
Nov. 13	L	3-7	DETROIT	Mar. 4	L	1-2	Buffalo
Nov. 16	W	11-5	PHILADELPHIA	Mar. 6	W	5-3	Winnipeg
Nov. 18	W	3-2	WASHINGTON	Mar. 8	W	7-3	BOSTON
Nov. 20	T	2-2*	Montreal	Mar. 10	L	2-4	TORONTO
Nov. 24	W	7-3	BOSTON	Mar. 12	W	6-2	NY RANGERS
Nov. 26	T	4-4*	Washington	Mar. 13	W	3-2	Hartford
Nov. 27	T	2-2*	OTTAWA	Mar. 15	L	4-5*	WASHINGTON
Dec. 2	T	2-2*	NEW JERSEY	Mar. 17	W	4-2	Boston
Dec. 4	W	7-6*	Hartford	Mar. 19	W	5-4	VANCOUVER
Dec. 8	L	2-3	Dallas	Mar. 20	W	2-1	NY Islanders
Dec. 11	W	6-3	Tampa Bay	Mar. 22	T	2-2*	SAN JOSE
Dec. 14	W	4-2	LOS ANGELES	Mar. 24	W	5-1	OTTAWA
Dec. 16	W	2-1	BUFFALO	Mar. 26	L	3-5	Calgary
Dec. 19	L	3-6	NY ISLANDERS	Mar. 27	L	3-5	Edmonton
Dec. 21	W	8-3	TAMPA BAY	Mar. 30	W	3-1	Vancouver
Dec. 23	W	4-3	Boston	Apr. 3	W	6-2	BOSTON
Dec. 26	L	3-7	Washington	Apr. 4	W	2-1	TAMPA BAY
Dec. 28	T	4-4*	PHILADELPHIA	Apr. 6	W	3-1	NEW JERSEY
Dec. 31	L	4-5	QUEBEC	Aapr. 8	L	2-7	New Jersey
Jan. 2	L	2-7	Hartford	Apr. 9	L	1-9	Montreal
Jan. 3	W	4-1	Ottawa	Apr. 11	W	4-0	Ottawa
Jan. 7	W	4-3*	Buffalo				
Jan. 8	T	2-2*	CALGARY				
Jan. 11	W	5-4*	BOSTON				
Jan. 13	T	2-2*	FLORIDA				
Jan. 15	W	4-3	EDMONTON				
Jan. 18	L	3-6	Quebec				

* - Overtime

1994-95

HIGHLIGHTS

Joe Mullen becomes the first American-born player to record 1,000 career points with an assist on Feb. 7 vs. Florida.

Jaromir Jagr becomes the first European-trained player to win the Art Ross Trophy on May 3.

Ron Francis records a league-best plus-30 rating.

Ron Francis becomes the first Penguin to win the Selke Trophy and the second to win the Lady Byng.

Jaromir Jagr is named to the First All-Star team and Larry Murphy is named to the Second team.

TRANSACTIONS

Feb. 16, 1995 - Acquired Wendell Young from Tampa Bay for future considerations.

Apr. 7, 1995 - Obtained Norm Maciver and Troy Murray from Ottawa for Martin Straka.

Apr. 7, 1995 - Acquired Drake Berehowsky from Toronto for Grant Jennings.

SCORING

PLAYERS	GP	G	A	PTS	PIM
Jaromir Jagr	48	32	38	70	37
Ron Francis	44	11	48	59	18
Tomas Sandstrom	47	21	23	44	42
Luc Robitaille	46	23	19	42	37
Larry Murphy	48	13	25	38	18
Joe Mullen	45	16	21	37	6
John Cullen	46	13	24	37	66
Kevin Stevens	27	15	12	27	51
Shawn McEachern	44	13	13	26	22
Norm Maciver	41	4	16	20	16
Troy Murray	46	4	12	16	39
Martin Straka	31	4	12	16	16
Ulf Samuelsson	44	1	15	16	113
Chris Joseph	33	5	10	15	46
Len Barrie	48	3	11	14	66
Mike Hudson	40	2	9	11	34
Kjell Samuelsson	41	1	6	7	54
Greg Hawgood	21	1	4	5	25
Markus Naslund	14	2	2	4	2
Greg Andrusak	7	0	4	4	6
Grant Jennings	25	0	4	4	36
Jim McKenzie	39	2	1	3	63
Chris Tamer	36	2	0	2	82
Drake Berehowsky	29	0	2	2	28
Francois Leroux	40	0	2	2	114
Rusty Fitzgerald	4	1	0	1	0
Richard Park	1	0	1	1	2
Peter Taglianetti	13	0	1	1	12
Jeff Christian	1	0	0	0	0
Philippe DeRouville	1	0	0	0	0
Tom Barrasso	2	0	0	0	0
Wendell Young	10	0	0	0	2
Ken Wregget	38	0	0	0	14
Bench					10

GOALTENDING

GOALIE	W-L-T	GP	MP	GA	SO	GAA
Phil. DeRouville	1-0-0	1	60	3	0	3.00
Ken Wregget	25-9-2	38	2208	118	0	3.21
Wendell Young	3-6-0	10	497	27	0	3.26
Tom Barrasso	0-1-1	2	125	8	0	3.84
TOTALS	29-16-3	48	2901	158	0	3.27

1994-95

GAMES

DATE	RESULT	SCORE	OPPONENT	DATE	RESULT	SCORE	OPPONENT
Jan. 20	W	5-3	Tampa Bay	Apr. 30	L	2-5	Boston
Jan. 23	W	6-5	Florida	May 2	L	2-7	Washington
Jan. 25	W	3-2	NY Rangers	May 5	L	3-4	FLORIDA
Jan. 27	W	5-4	OTTAWA	* - Overtime			
Jan. 29	W	4-1	Washington				
Feb. 1	W	4-3	NY RANGERS				
Feb. 4	W	6-3	TAMPA BAY				
Feb. 5	T	3-3*	New Jersey				
Feb. 7	W	7-3	FLORIDA				
Feb. 9	W	5-2	NY Islanders				
Feb. 11	W	3-1	MONTREAL				
Feb. 14	W	5-3	BOSTON				
Feb. 16	W	5-2	HARTFORD				
Feb. 18	L	2-4	Hartford				
Feb. 19	T	3-3*	BUFFALO				
Feb. 21	W	5-4	QUEBEC				
Feb. 24	L	2-4	TAMPA BAY				
Feb. 25	L	1-3	NY Islanders				
Feb. 27	W	7-5	Quebec				
Mar. 2	L	3-6	Buffalo				
Mar. 4	W	4-3*	Boston				
Mar. 5	L	2-6	Philadelphia				
Mar. 7	L	4-5	QUEBEC				
Mar. 9	W	4-2	NY ISLANDERS				
Mar. 11	W	6-2	BUFFALO				
Mar. 13	W	4-2	MONTREAL				
Mar. 15	L	5-8	Montreal				
Mar. 16	L	2-3	Quebec				
Mar. 19	W	4-3	Ottawa				
Mar. 21	W	3-2	Buffalo				
Mar. 24	W	5-2	NEW JERSEY				
Mar. 26	L	0-2	Florida				
Mar. 28	W	6-3	NY ISLANDERS				
Apr. 1	W	3-2	PHILADELPHIA				
Apr. 5	L	4-8	HARTFORD				
Apr. 8	L	1-2	Montreal				
Apr. 10	W	4-3	Ottawa				
Apr. 11	W	3-1	WASHINGTON				
Apr. 15	W	5-2	OTTAWA				
Apr. 16	L	3-4*	Philadelphia				
Apr. 18	W	6-5	NY RANGERS				
Apr. 22	L	1-2	WASHINGTON				
Apr. 23	W	4-2	Hartford				
Apr. 26	T	3-3*	New Jersey				
Apr. 28	W	4-1	BOSTON				

29-16-3, 2ND, NORTHEAST DIVISION

1995-96

HIGHLIGHTS

Mario Lemieux returns to the Pittsburgh lineup after a one year leave of absence for medical reasons.

Mario Lemieux records his 500th career goal on Oct. 26 at the Islanders, becoming the second-fastest to reach the mark.

Ron Francis records his 1,200th career point on Dec. 26 at Buffalo.

Mario Lemieux records five goals in a game against St. Louis on Mar. 26.

Jaromir Jagr sets NHL records for points (149) and assists (87) in a season by a right wing.

TRANSACTIONS

Aug. 2, 1995 - Obtained Bryan Smolinski, Glen Murray and Boston's third round choice in the 1996 Entry Draft for Kevin Stevens and Shawn McEachern.

Mar. 20, 1996 - Obtained J.J. Daigneault from St. Louis for an eighth round choice in the 1996 Entry Draft.

Mar. 20, 1996 - Obtained Alek Stojanov from Vancouver for Markus Naslund.

SCORING

PLAYERS	GP	G	A	PTS	PIM
Mario Lemieux	70	69	92	161	54
Jaromir Jagr	82	62	87	149	96
Ron Francis	77	27	92	119	56
Petr Nedved	80	45	54	99	68
Tomas Sandstrom	58	35	35	70	69
Sergei Zubov	64	11	55	66	22
Bryan Smolinski	81	24	40	64	69
Kevin Miller	81	28	25	53	45
Markus Naslund	66	19	33	52	36
Dmitri Mironov	72	3	31	34	88
Glen Murray	69	14	15	29	57
Norm Maciver	32	2	21	23	32
Chris Joseph	70	5	14	19	71
Neil Wilkinson	62	3	14	17	120
Dave Roche	71	7	7	14	130
Chris Tamer	70	4	10	14	153
J.J. Daigneault	57	4	7	11	53
Francois Leroux	66	2	9	11	161
Joe Dziedzic	69	5	5	10	68
Richard Park	56	4	6	10	36
Dave McLlwain	19	2	5	7	6
Brad Lauer	21	4	1	5	6
Corey Foster	11	2	2	4	2
Chris Wells	54	2	2	4	59
Rusty Fitzgerald	21	1	2	3	12
Tom Barrasso	49	0	3	3	18
Ian Moran	51	1	1	2	47
Alek Stojanov	68	1	1	2	130
Ed Patterson	35	0	2	2	38
Ken Wregget	37	0	2	2	8
Drake Berehowsky	1	0	0	0	0
Greg Andrusak	2	0	0	0	0
Stefan Bergkvist	2	0	0	0	2
Jeff Christian	3	0	0	0	2
Len Barrie	5	0	0	0	18
Peter Allen	8	0	0	0	8
Bench					12

GOALTENDING

GOALIE	W-L-T	GP	MP	GA	SO	GAA
Ken Wregget	20-13-2	37	2132	115	3	3.24
Tom Barrasso	29-16-2	49	2799	160	2	3.43
TOTALS	49-29-4	82	4948	284	5	3.44

1995-96

GAMES

DATE	RESULT	SCORE	OPPONENT	DATE	RESULT	SCORE	OPPONENT
Oct. 7	W	8-3	TORONTO	Jan. 22	W	7-6*	BOSTON
Oct. 9	T	6-6*	Colorado	Jan. 24	W	4-3	Ottawa
Oct. 12	L	1-5	Chicago	Jan. 27	W	7-4	PHILADELPHIA
Oct. 14	W	5-2	ANAHEIM	Jan. 29	L	1-2	Florida
Oct. 20	T	2-2*	Hartford	Jan. 31	L	1-4	Tampa Bay
Oct. 21	L	2-3*	LOS ANGELES	Feb. 3	L	0-3	Detroit
Oct. 26	W	7-5	NY Islanders	Feb. 6	W	6-5	BOSTON
Oct. 28	W	5-3	New Jersey	Feb. 7	T	1-1*	New Jersey
Nov. 1	W	10-0	TAMPA BAY	Feb. 10	W	6-3	CHICAGO
Nov. 3	T	3-3*	Buffalo	Feb. 12	L	1-4	Toronto
Nov. 4	W	7-4	PHILADELPHIA	Feb. 16	W	1-0	Winnipeg
Nov. 8	W	7-1	Ottawa	Feb. 18	W	4-3*	NY RANGERS
Nov. 10	W	9-1	San Jose	Feb. 21	L	3-6	Buffalo
Nov. 11	L	2-3	Los Angeles	Feb. 23	W	5-4	HARTFORD
Nov. 14	W	4-2	DALLAS	Feb. 24	L	3-7	Montreal
Nov. 17	W	3-2*	Washington	Feb. 27	W	7-4	Vancouver
Nov. 18	W	3-0	WASHINGTON	Feb. 29	L	3-7	Calgary
Nov. 21	L	4-9	NY Rangers	Mar. 1	W	5-4	Edmonton
Nov. 22	L	3-4	NY RANGERS	Mar. 5	W	9-4	WINNIPEG
Nov. 25	W	5-3	BUFFALO	Mar. 7	W	5-1	OTTAWA
Nov. 28	W	7-2	OTTAWA	Mar. 9	L	3-4*	NEW JERSEY
Nov. 30	W	9-6	Boston	Mar. 13	L	2-3	Hartford
Dec. 1	W	2-1	FLORIDA	Mar. 14	L	2-4	Boston
Dec. 3	W	5-4	Tampa Bay	Mar. 16	W	4-2	NY ISLANDERS
Dec. 5	W	6-3	NY Islanders	Mar. 21	W	5-4	EDMONTON
Dec. 7	W	7-5	MONTREAL	Mar. 23	L	5-7	BUFFALO
Dec. 9	W	6-0	HARTFORD	Mar. 24	W	8-2	NY Rangers
Dec. 13	L	3-6	Anaheim	Mar. 26	W	8-4	ST. LOUIS
Dec. 15	W	5-1	Dallas	Mar. 28	W	3-2	Florida
Dec. 17	L	5-6	Philadelphia	Mar. 30	W	2-1	NEW JERSEY
Dec. 19	W	7-1	CALGARY	Mar. 31	L	1-4	Philadelphia
Dec. 22	L	2-4	MONTREAL	Apr. 4	W	4-2	WASHINGTON
Dec. 23	L	0-1	Montreal	Apr. 6	W	2-1	TAMPABAY
Dec. 26	W	6-3	BUFFALO	Apr. 8	L	4-5	Hartford
Dec. 28	W	9-4	HARTFORD	Apr. 10	L	2-6	NY ISLANDERS
Dec. 30	W	6-5	FLORIDA	Apr. 11	W	5-3	Ottawa
Jan. 1	L	2-4	Washington	Apr. 14	L	5-6	Boston
Jan. 3	W	4-1	OTTAWA				
Jan. 5	W	5-2	DETROIT				
Jan. 6	L	2-3	St. Louis				
Jan. 8	W	8-5	VANCOUVER				
Jan. 12	L	5-6	MONTREAL				
Jan. 13	L	8-10	SAN JOSE				
Jan. 16	L	2-5	COLORADO				
Jan. 17	W	1-0	Buffalo				

* - Overtime

49-29-4, 1ST, NORTHEAST DIVISION

1996-97

HIGHLIGHTS

Mario Lemieux becomes the ninth player to record 1,400 points on Nov. 30 vs. Boston.

Jaromir Jagr records his 600th point on Jan. 4 vs. Tampa Bay.

Mario Lemieux ties the NHL record for goals in a period with four against Montreal on Jan. 26.

Mario Lemieux scores his 600th career goal on Feb. 4 vs. Vancouver.

Joe Mullen becomes the first American-born player to record 500 goals on Mar. 14 at Colorado.

Ron Francis records his 400th career goal on Mar. 29 vs. Los Angeles.

Patrick Lalime sets the NHL record for longest unbeaten streak from the beginning of a career by going 14-0-2.

TRANSACTIONS

June 22, 1996 - Obtained Kevin Hatcher from Dallas for Sergei Zubov.

Nov. 17, 1996 - Obtained Darius Kasparaitis and Andreas Johansson from NY Islanders for Bryan Smolinski.

Nov. 19, 1996 - Obtained Stu Barnes and Jason Woolley from Florida for Chris Wells.

Mar. 18, 1997 - Obtained Eddie Olczyk from Los Angeles for Glen Murray.

SCORING

PLAYERS	GP	G	A	PTS	PIM
Mario Lemieux	76	50	72	122	65
Jaromir Jagr	63	47	48	95	40
Ron Francis	81	27	63	90	20
Petr Nedved	74	33	38	71	66
Eddie Olczyk	79	25	30	55	51
Kevin Hatcher	80	15	39	54	103
Stu Barnes	81	19	30	49	26
Fredrik Olausson	71	9	29	38	32
Jason Woolley	60	6	30	36	30
Greg Johnson	75	13	19	32	26
Alex Hicks	73	7	21	28	90
Tomas Sandstrom	40	9	15	24	33
Darius Kasparaitis	75	2	21	23	100
Joe Mullen	54	7	15	22	4
Glen Murray	66	11	11	22	24
Garry Valk	70	10	11	21	78
Joe Dziedzic	59	9	9	18	63
J.J. Daigneault	53	3	14	17	36
Roman Oksiuta	35	6	7	13	26
Andreas Johansson	42	4	9	13	20
Dave Roche	61	5	5	10	155
Ian Moran	36	4	5	9	22
Petr Klima	17	1	7	8	6
Dmitri Mironov	15	1	5	6	24
Chris Tamer	45	2	4	6	131
Alek Stojanov	35	1	4	5	79
Josef Beranek	8	3	1	4	4
Jeff Christian	11	2	2	4	13
Tyler Wright	45	2	2	4	70
Craig Muni	64	0	4	4	36
Dan Quinn	16	0	3	3	10
Francois Leroux	59	0	3	3	81
Ken Wregget	46	0	1	1	6
Domenic Pittis	1	0	0	0	0
Richard Park	1	0	0	0	0
Philippe Derouville	2	0	0	0	0
Tom Barrasso	5	0	0	0	0
Stefan Bergkvist	5	0	0	0	7
Ed Patterson	6	0	0	0	8
Shawn Antoski	13	0	0	0	49
Neil Wilkinson	23	0	0	0	36
Patrick Lalime	39	0	0	0	0

GOALTENDING

GOALIE	W-L-T	GP	MP	GA	SO	GAA
Patrick Lalime	21-12-2	39	2058	101	3	2.94
Phil. DeRouville	0-2-0	2	111	6	0	3.24
Ken Wregget	17-17-6	46	2514	136	2	3.25
Tom Barrasso	0-5-0	5	270	26	0	5.78
TOTALS	38-36-8	82	4969	280	5	3.38

1996-97

GAMES

DATE	RESULT	SCORE	OPPONENT	DATE	RESULT	SCORE	OPPONENT
Oct. 5	L	3-4*	TAMPA BAY	Jan. 21	W	4-2	CALGARY
Oct. 8	L	3-7	Hartford	Jan. 23	L	3-4*	COLORADO
Oct. 11	L	2-3	Ottawa	Jan. 25	L	4-7	NY RANGERS
Oct. 12	W	3-2	OTTAWA	Jan. 26	W	5-2	Montreal
Oct. 16	L	1-8	NY Rangers	Jan. 29	L	1-3	Buffalo
Oct. 17	L	1-4	Buffalo	Feb. 1	W	4-1	PHOENIX
Oct. 19	W	2-1	WASHINGTON	Feb. 4	W	6-4	VANCOUVER
Oct. 22	L	2-5	Edmonton	Feb. 5	W	6-3	Montreal
Oct. 24	L	5-7	Calgary	Feb. 8	L	5-6*	DETROIT
Oct. 26	L	1-2	Vancouver	Feb. 12	L	1-5	NY ISLANDERS
Nov. 1	L	2-4	Washington	Feb. 15	L	1-5	Philadelphia
Nov. 2	W	7-3	OTTAWA	Feb. 16	L	2-6	PHILADELPHIA
Nov. 6	W	5-2	EDMONTON	Feb. 18	W	4-2	FLORIDA
Nov. 8	T	5-5*	Tampa Bay	Feb. 22	L	2-4	CHICAGO
Nov. 9	L	2-4	Florida	Feb. 23	L	1-5	NY Islanders
Nov. 12	W	3-0	BUFFALO	Feb. 27	L	1-4	Detroit
Nov. 14	L	1-2*	Boston	Mar. 1	L	3-6	New Jersey
Nov. 16	L	3-8	NY RANGERS	Mar. 4	L	1-3	NEW JERSEY
Nov. 19	W	4-2	ST. LOUIS	Mar. 5	L	2-4	Buffalo
Nov. 21	L	3-7	Philadelphia	Mar. 8	W	3-2*	PHILADELPHIA
Nov. 22	W	7-1	Hartford	Mar. 10	T	2-2*	MONTREAL
Nov. 27	T	2-2*	MONTREAL	Mar. 12	T	5-5*	Phoenix
Nov. 30	W	6-2	BOSTON	Mar. 14	L	3-6	Colorado
Dec. 3	T	4-4*	HARTFORD	Mar. 16	L	2-6	Dallas
Dec. 4	W	4-2	Ottawa	Mar. 18	W	5-3	BUFFALO
Dec. 6	W	5-3	Washington	Mar. 20	W	6-3	TORONTO
Dec. 7	W	5-3	ANAHEIM	Mar. 22	L	2-3	NEW JERSEY
Dec. 10	W	5-3	Los Angeles	Mar. 24	L	0-3	NY Rangers
Dec. 11	W	7-3	Anaheim	Mar. 26	L	5-8	Montreal
Dec. 13	W	4-0	San Jose	Mar. 29	W	4-1	LOS ANGELES
Dec. 15	L	1-2	Chicago	Mar. 31	W	4-3	FLORIDA
Dec. 17	L	4-6	BOSTON	Apr. 3	T	5-5*	HARTFORD
Dec. 19	W	4-0	St. Louis	Apr. 5	W	5-2	OTTAWA
Dec. 21	W	3-1	SAN JOSE	Apr. 8	W	3-1	BOSTON
Dec. 23	W	6-5	Toronto	Apr. 10	L	3-4	Tampa Bay
Dec. 26	T	3-3*	MONTREAL	Apr. 11	L	2-4	Florida
Dec. 28	W	2-0	BUFFALO	Apr. 13	L	3-7	Boston
Dec. 30	W	5-3	WASHINGTON				
Jan. 2	W	6-1	New Jersey				
Jan. 4	W	7-3	TAMPA BAY				
Jan. 7	W	5-3	NY Islanders				
Jan. 10	W	5-2	NY ISLANDERS				
Jan. 11	T	3-3*	Ottawa				
Jan. 14	W	3-1	DALLAS				
Jan. 15	W	3-0	Hartford				

* - Overtime

1997-98

HIGHLIGHTS

Tom Barrasson records his 300th career victory at Florida on Oct. 19.

Ron Francis records his 1,400th career point on Jan. 29 at Boston.

Nine Penguins represent their countries at the 1998 Winter Olympics in Nagano, Japan, with seven bringing home medals.

Ken Wregget records his 200th career victory on Mar. 7 vs. Philadelphia.

Ron Francis records his 1,000th career assist on Mar. 21 vs. Philadelphia.

Jaromir Jagr records his 300th goal on Apr. 15 vs. Tampa Bay.

Jaromir Jagr captures his second Art Ross Trophy with 102 points.

TRANSACTIONS

Aug. 12, 1997 - Obtain Jiri Slegr from Edmonton for a third round choice in the 1998 Entry Draft.

Oct. 22, 1997 - Obtained Tuomas Gronman from Chicago for Greg Johnson.

Mar. 24, 1998 - Obtained Sean Pronger from Anaheim for the rights to Patrick Lalime.

SCORING

PLAYERS	GP	G	A	PTS	PIM
Jaromir Jagr	77	35	67	102	64
Ron Francis	81	25	62	87	20
Stu Barnes	78	30	35	65	30
Kevin Hatcher	74	19	29	48	66
Martin Straka	75	19	23	42	28
Rob Brown	82	15	25	40	59
Fredrik Olausson	76	6	27	33	42
Aleksey Morozov	76	13	13	26	8
Eddie Olczyk	56	11	11	22	35
Robert Lang	54	9	13	22	16
Sean Pronger	67	6	15	21	32
Alex Hicks	58	7	13	20	54
Brad Werenka	71	3	15	18	46
Jiri Slegr	73	5	12	17	109
Andreas Johansson	50	5	10	15	20
Darius Kasparaitis	61	4	8	12	127
Robert Dome	30	5	2	7	12
Chris Ferraro	46	3	4	7	43
Peter Ferraro	29	3	4	7	12
Tyler Wright	82	3	4	7	112
Ian Moran	37	1	6	7	19
Chris Tamer	79	0	7	7	181
Neil Wilkinson	34	2	4	6	24
Garry Valk	39	2	1	3	33
Tuomas Gronman	22	1	2	3	25
Tom Barrasso	63	0	2	2	14
Greg Johnson	5	1	0	1	2
Peter Skudra	17	0	1	1	2
Sven Butenschon	6	0	0	0	6
Ken Wregget	15	0	0	0	6

GOALTENDING

GOALIE	W-L-T	GP	MP	GA	SO	GAA
Peter Skudra	6-4-3	17	851	26	0	1.83
Tom Barrasso	31-14-13	63	3542	122	7	2.07
Ken Wregget	3-6-2	15	611	28	0	2.75
TOTALS	40-24-18	82	5022	188	7	2.25

1997-98

GAMES

DATE	RESULT	SCORE	OPPONENT	DATE	RESULT	SCORE	OPPONENT
Oct. 1	T	3-3*	LOS ANGELES	Jan. 12	W	4-1	Carolina
Oct. 3	W	4-3	Carolina	Jan. 14	L	2-5	Boston
Oct. 4	L	3-5	FLORIDA	Jan. 20	T	0-0*	OTTAWA
Oct. 8	L	0-3	MONTREAL	Jan. 22	W	3-2	New Jersey
Oct. 9	L	1-3	Philadelphia	Jan. 24	W	4-2	BOSTON
Oct. 11	W	4-1	CAROLINA	Jan. 26	W	4-2	ST. LOUIS
Oct. 14	W	1-0	NY Rangers	Jan. 28	T	2-2*	Washington
Oct. 15	T	1-1*	Montreal	Jan. 29	W	4-2	Boston
Oct. 17	W	4-1	Tampa Bay	Jan. 31	W	4-2	DETROIT
Oct. 19	W	4-1	Florida	Feb. 2	L	2-4	NY ISLANDERS
Oct. 22	W	5-2	San Jose	Feb. 4	T	2-2*	WASHINGTON
Oct. 24	L	3-4	Edmonton	Feb. 6	T	2-2*	Buffalo
Oct. 25	W	3-2*	Vancouver	Feb. 7	T	2-2*	Ottawa
Oct. 28	L	3-6	Calgary	Feb. 25	W	6-2	Montreal
Nov. 1	W	7-6*	VANCOUVER	Feb. 28	L	2-6	Boston
Nov. 2	L	1-3	Chicago	Mar. 2	W	3-1	TORONTO
Nov. 5	L	2-5	DALLAS	Mar. 5	T	2-2*	CHICAGO
Nov. 7	T	1-1*	Detroit	Mar. 7	W	6-4	PHILADELPHIA
Nov. 8	T	2-2*	BUFFALO	Mar. 8	L	3-4*	Philadelphia
Nov. 12	L	1-4	WASHINGTON	Mar. 11	W	4-1	CALGARY
Nov. 14	L	1-3	NY Rangers	Mar. 14	W	2-1	BUFFALO
Nov. 15	W	5-0	Toronto	Mar. 15	L	0-3	Buffalo
Nov. 19	T	3-3*	BOSTON	Mar. 18	W	4-2	EDMONTON
Nov. 20	W	2-0	Ottawa	Mar. 21	W	4-3	PHILADELPHIA
Nov. 22	W	4-3*	NY RANGERS	Mar. 22	T	0-0*	Dallas
Nov. 24	W	5-1	BUFFALO	Mar. 26	L	3-4	NY Islanders
Nov. 26	W	3-2	CAROLINA	Mar. 28	T	2-2*	NY RANGERS
Nov. 29	W	6-3	MONTREAL	Mar. 29	T	1-1*	OTTAWA
Dec. 1	W	1-0	Montreal	Apr. 1	L	2-3	SAN JOSE
Dec. 4	L	0-4	NEW JERSEY	Apr. 4	W	4-1	Tampa Bay
Dec. 6	W	5-2	ANAHEIM	Apr. 5	L	1-3	Florida
Dec. 9	W	2-1	Los Angeles	Apr. 7	L	1-2	PHOENIX
Dec. 10	W	3-0	Anaheim	Apr. 9	L	1-4	Ottawa
Dec. 12	T	2-2*	Phoenix	Apr. 11	T	3-3*	FLORIDA
Dec. 16	T	1-1*	TAMPA BAY	Apr. 15	W	5-1	TAMPA BAY
Dec. 19	T	3-3*	Colorado	Apr. 16	W	4-1	Carolina
Dec. 20	L	1-4	St. Louis	Apr. 18	W	5-2	BOSTON
Dec. 26	W	4-1	Washington				
Dec. 27	L	0-1	MONTREAL				
Dec. 29	W	5-1	NY ISLANDERS				
Dec. 31	W	3-2	CAROLINA				
Jan. 3	L	4-5*	COLORADO				
Jan. 6	W	4-2	NY Islanders				
Jan. 7	L	1-3	New Jersey				
Jan. 10	W	4-1	NEW JERSEY				

* - Overtime

1998-99

HIGHLIGHTS

Jaromir Jagr records his 800th career point Jan. 31 at Montreal.

Penguins win five consecutive overtime games for the first time in club history and lead the NHL with 28 overtime points.

Penguins win ten games in a row, Jan. 28-Feb. 15, the second longest winning streak in team history.

Tom Barrasso, Peter Skudra and Jean-Sebastien Aubin all record shutouts, making it the first time in club history that three different goalies record shutouts in one season.

Jaromir Jagr captures his first Hart Trophy as league MVP. Jagr also wins his third Art Ross Trophy as the league's leading scorer.

TRANSACTIONS

June 17, 1998 - Obtained German Titov and Todd Hlushko from Calgary for Ken Wregget and Dave Roche.

Nov. 25, 1998 - Obtained Alexei Kovalev, Harry York and future considerations acquired from New York Rangers for Petr Nedved, Chris Tamer and Sean Pronger.

Mar. 11, 1999 - Obtained Matthew Barnaby from Buffalo for Stu Barnes.

SCORING

PLAYERS	GP	G	A	PTS	PIM
Jaromir Jagr	81	44	83	127	66
Martin Straka	80	35	48	83	26
German Titov	72	11	45	56	34
Alexei Kovalev	77	23	30	53	49
Robert Lang	72	21	23	44	24
Kip Miller	77	19	23	42	22
Jan Hrdina	82	13	29	42	40
Kevin Hatcher	66	11	27	38	24
Stu Barnes	64	20	12	32	20
Rob Brown	58	13	11	24	16
Brad Werenka	81	6	18	24	93
Jiri Slegr	63	3	20	23	86
Matthew Barnaby	62	6	16	22	177
Aleksey Morozov	67	9	10	19	14
Dan Kesa	67	2	8	10	27
Bobby Dollas	70	2	8	10	60
Ian Moran	62	4	5	9	37
Maxim Galanov	51	4	3	7	14
Jeff Serowik	26	0	6	6	16
Darius Kasparaitis	48	1	4	5	70
Tom Barrasso	43	0	3	3	20
Martin Sonnenberg	44	1	1	2	19
Patrick Lebeau	8	1	0	1	2
Greg Andrusak	7	0	1	1	4
Victor Ignatjev	11	0	1	1	6
Ryan Savoia	3	0	0	0	0
Pavel Skrbek	4	0	0	0	2
Brian Bonin	5	0	0	0	0
Chris Tamer	11	0	0	0	32
Sven Butenschon	17	0	0	0	6
J.S. Aubin	17	0	0	0	0
Neil Wilkinson	24	0	0	0	22
Peter Skudra	37	0	0	0	2
Tyler Wright	61	0	0	0	90

GOALTENDING

GOALIE	W-L-T	GP	MP	GA	SO	GAA
J.S. Aubin	4-3-6	17	756	28	2	2.22
Tom Barrasso	19-16-3	43	2306	98	4	2.55
Peter Skudra	15-11-5	37	1914	89	3	2.79
TOTALS	38-30-14	82	5011	225	9	2.69

1998-99

GAMES

DATE	RESULT	SCORE	OPPONENT	DATE	RESULT	SCORE	OPPONENT
Oct. 10	W	4-3	NY Islanders	Feb. 2	W	5-3	BUFFALO
Oct. 14	W	3-1	New Jersey	Feb. 5	W	3-0	FLORIDA
Oct. 17	T	3-3*	NY RANGERS	Feb. 7	W	2-1	DETROIT
Oct. 21	L	0-5	Tampa Bay	Feb. 9	W	3-2*	MONTREAL
Oct. 24	L	4-6	TORONTO	Feb. 11	W	6-5*	VANCOUVER
Oct. 26	W	2-0	Toronto	Feb. 13	W	3-2*	Nashville
Oct. 28	W	5-2	Calgary	Feb. 15	W	7-3	WASHINGTON
Oct. 30	T	2-2*	Vancouver	Feb. 17	L	1-3	NY Islanders
Oct. 31	L	1-4	Edmonton	Feb. 19	L	1-6	NY Rangers
Nov. 3	T	4-4*	PHILADELPHIA	Feb. 21	L	1-2	Philadelphia
Nov. 5	W	4-2	Ottawa	Feb. 22	W	4-1	PHOENIX
Nov. 7	T	0-0*	BOSTON	Feb. 25	W	3-2	Colorado
Nov. 10	W	3-2	NY ISLANDERS	Feb. 26	L	4-6	Dallas
Nov. 13	L	3-4	New Jersey	Feb. 28	L	3-4	Washington
Nov. 14	W	4-0	FLORIDA	Mar. 3	T	4-4*	MONTREAL
Nov. 17	L	1-4	PHILADELPHIA	Mar. 5	T	2-2*	EDMONTON
Nov. 19	W	5-1	Tampa Bay	Mar. 7	L	1-3	COLORADO
Nov. 21	W	5-2	TAMPA BAY	Mar. 9	L	2-3	NEW JERSEY
Nov. 25	L	4-5	Washington	Mar. 10	W	3-2*	Carolina
Nov. 27	T	2-2*	NY RANGERS	Mar. 13	W	4-0	PHILADELPHIA
Nov. 28	W	4-3	Montreal	Mar. 16	T	2-2*	DALLAS
Dec. 1	T	4-4*	ANAHEIM	Mar. 17	W	2-0	Tampa Bay
Dec. 4	T	3-3*	Carolina	Mar. 20	T	1-1*	NASHVILLE
Dec. 5	L	1-2	Boston	Mar. 21	T	2-2*	NY Rangers
Dec. 12	W	4-3	St. Louis	Mar. 23	W	5-2	CHICAGO
Dec. 15	W	3-2*	TAMPA BAY	Mar. 25	L	3-5	New Jersey
Dec. 16	L	1-4	Florida	Mar. 27	T	1-1*	BUFFALO
Dec. 19	W	3-0	WASHINGTON	Mar. 28	L	3-4*	Buffalo
Dec. 21	L	1-7	Toronto	Mar. 30	L	4-6	OTTAWA
Dec. 22	L	0-3	LOS ANGELES	Apr. 1	T	3-3*	Ottawa
Dec. 26	W	2-1*	OTTAWA	Apr. 3	L	2-4	NEW JERSEY
Dec. 30	W	7-4	FLORIDA	Apr. 5	L	1-3	Buffalo
Jan. 2	W	4-2	Florida	Apr. 8	L	1-3	Philadelphia
Jan. 5	W	5-1	CALGARY	Apr. 11	W	3-0	Detroit
Jan. 7	W	4-2	CAROLINA	Apr. 15	L	2-4	Boston
Jan. 9	W	2-1	ST. LOUIS	Apr. 17	L	2-7	NY ISLANDERS
Jan. 13	L	3-5	Phoenix	Apr. 18	W	2-1*	NY Rangers
Jan. 15	L	2-3	San Jose				
Jan. 16	W	5-1	Los Angeles				
Jan. 18	L	3-5	Anaheim				
Jan. 21	L	2-5	NY ISLANDERS				
Jan. 26	L	3-5	CAROLINA				
Jan. 28	W	6-0	TORONTO				
Jan. 30	W	5-2	BOSTON				
Jan. 31	W	5-3	Montreal				

* - Overtime

37-37-8-6, 3RD, ATLANTIC DIVISION

1999-00

HIGHLIGHTS

Jaromir Jagr opens the season with a 15-game point streak from Oct. 1-Nov. 13 (14+19=33)

Jaromir Jagr sets an NHL record by recording a point on 15 consecutive goals from Oct. 16-Nov. 4 (7+8=15)

Jaromir Jagr nets his fifth career hat trick and his 900th point on Nov. 26 vs. Ottawa.

Herb Brooks replaces Kevin Constantine as head coach on Dec. 9.

Jaromir Jagr records a career-best seven points (3+4) on Dec. 30.

Martin Straka ties the team record for two fastest goals by one player (four seconds) on Feb. 11 vs. Edmonton.

Jaromir Jagr captures his third consecutive Art Ross Trophy.

The Penguins and Philadelphia Flyers play the third-longest game in NHL history in Game Five of the Eastern Conference Semifinals. Goaltender Ron Tugnutt makes 70 saves in the four-and-a-half overtime, 2-1 loss.

TRANSACTIONS

Mar. 13, 2000 - Acquired Bob Boughner from Nashville for Pavel Skrbek

Mar. 14, 2000 - Acquired Ron Tugnutt and Janne Laukkanen from Ottawa for Tom Barrasso; Acquired Rene Corbet and Tyler Moss from Calgary for Brad Werenka; Acquired Josef Beranek from Edmonton for German Titov.

SCORING

PLAYERS	GP	G	A	PTS	PIM
Jaromir Jagr	63	42	54	96	50
Alexei Kovalev	82	26	40	66	94
Robert Lang	78	23	42	65	14
Martin Straka	71	20	39	59	26
Jan Hrdina	70	13	33	46	43
Aleksey Morozov	68	12	19	31	14
Jiri Slegr	74	11	20	31	82
Pat Falloon	63	9	22	31	14
Josef Beranek	71	13	12	25	57
Matthew Barnaby	64	12	12	24	197
Rob Brown	50	10	13	23	10
Tyler Wright	50	12	10	22	45
Michal Rozsival	75	4	17	21	48
Janne Laukkanen	71	2	18	20	67
Rene Corbet	52	5	10	15	60
Darius Kasparaitis	73	3	12	15	146
Hans Jonsson	68	3	11	14	12
Ian Moran	73	4	8	12	28
Bob Boughner	73	3	4	7	166
Robert Dome	22	2	5	7	E
Andrew Ference	30	2	4	6	20
Tom Chorske	33	1	5	6	2
Peter Popovic	54	1	5	6	30
Steve Leach	56	2	3	5	24
John Slaney	29	1	4	5	10
Martin Sonnenberg	14	1	2	3	E
Dan Trebil	3	1	0	1	2
J.S. Aubin	51	0	1	1	2
Sven Butenschon	3	0	0	0	E
Peter Skudra	20	0	0	0	0
Dennis Bonvie	20	0	0	0	80
Ron Tugnutt	51	0	0	0	0

GOALTENDING

GOALIE	W-L-T	GP	MP	GA	SO	GAA
Ron Tugnutt	4-2-0	7	374	15	0	2.41
J. S. Aubin	23-21-3	51	2789	120	2	2.58
Peter Skudra	5-7-3	20	922	48	1	3.12
Tom Barrasso	5-7-2	18	870	46	1	3.17
TOTALS	37-37-8	82	4984	236	4	2.84

1999-00

GAMES

DATE	RESULT	SCORE	OPPONENT	DATE	RESULT	SCORE	OPPONENT
Oct. 1	L	4-6	Dallas	Jan. 23	T	4-4*	PHILADELPHIA
Oct. 7	W	7-5	New Jersey	Jan. 25	L	3-4	NY RANGERS
Oct. 8	T	3-3*	COLORADO	Jan. 27	W	4-1	ATLANTA
Oct. 14	W	5-2	NY Rangers	Jan. 29	L	1-7	ANAHEIM
Oct. 16	T	3-3*	CHICAGO	Jan. 31	W	2-1*	Atlanta
Oct. 23	L	2-3	CAROLINA	Feb. 1	W	3-2	WASHINGTON
Oct. 27	L	1-2*	Anaheim	Feb. 3	W	4-2	NY ISLANDERS
Oct. 28	L	3-5	Los Angeles	Feb. 9	W	5-2	ATLANTA
Oct. 30	T	1-1*	San Jose	Feb. 11	T	2-2*	EDMONTON
Nov. 2	L	4-5	LOS ANGELES	Feb. 12	L	1-5	NY Islanders
Nov. 4	L	1-2	Ottawa	Feb. 14	W	3-0	VANCOUVER
Nov. 6	L	4-7	TAMPA BAY	Feb. 16	T	1-1*	BUFFALO
Nov. 10	W	5-4	MONTREAL	Feb. 19	W	2-1	Florida
Nov. 12	L	2-3*	Detroit	Feb. 21	L	1-2	Tampa Bay
Nov. 13	W	6-2	NASHVILLE	Feb. 22	L	3-4	NY Rangers
Nov. 16	W	3-2	BUFFALO	Feb. 24	L	3-4*	Philadelphia
Nov. 18	L	1-2	Tampa Bay	Feb. 26	T	2-2*	BOSTON
Nov. 20	R	1-2*	Florida	Feb. 28	T	1-1*	OTTAWA
Nov. 23	W	3-1	TORONTO	Mar. 1	L	2-8	Calgary
Nov. 26	W	5-0	OTTAWA	Mar. 4	W	3-2	Edmonton
Nov. 27	L	3-5	Carolina	Mar. 8	L	0-3	MONTREAL
Nov. 30	W	4-1	Buffalo	Mar. 9	L	0-7	Ottawa
Dec. 2	L	2-5	SAN JOSE	Mar. 11	W	3-1	NY RANGERS
Dec. 4	L	2-3*	Toronto	Mar. 13	L	2-3	NEW JERSEY
Dec. 7	L	1-2	New Jersey	Mar. 16	W	4-2	FLORIDA
Dec. 9	W	3-0	WASHINGTON	Mar. 18	L	2-3	Boston
Dec. 11	W	4-2	PHOENIX	Mar. 19	W	5-4	NY RANGERS
Dec. 14	W	4-2	BOSTON	Mar. 21	W	8-2	NY Islanders
Dec. 15	W	6-3	Carolina	Mar. 24	W	5-3	Atlanta
Dec. 18	L	2-5	FLORIDA	Mar. 26	L	1-3	Philadelphia
Dec. 20	L	1-5	Montreal	Mar. 28	W	3-2	NEW JERSEY
Dec. 21	W	4-0	NY Islanders	Mar. 30	W	4-3*	Washington
Dec. 23	W	4-3	TAMPA BAY	Apr. 1	L	2-3	PHILADELPHIA
Dec. 26	W	4-2	Chicago	Apr. 3	W	3-2	CAROLINA
Dec. 29	L	2-3*	Washington	Apr. 5	W	4-2	Toronto
Dec. 30	W	9-3	NY ISLANDERS	Apr. 7	W	2-1*	Buffalo
Jan. 2	W	4-3	DETROIT	Apr. 9	L	1-3	Boston
Jan. 5	L	1-3	NEW JERSEY				
Jan. 7	W	5-2	TORONTO				
Jan. 8	L	2-6	Philadelphia				
Jan. 12	L	1-3	Phoenix				
Jan. 13	L	3-4	Colorado				
Jan. 15	L	2-4	Nashville				
Jan. 19	W	3-1	ST. LOUIS				
Jan. 22	L	2-4	Montreal				

* - Overtime

37-37-8-6, 3RD, ATLANTIC DIVISION

2000-01

HIGHLIGHTS

The Penguins open the 2000-01 season with two games against the Nashville Predators in Japan.

Jaromir Jagr records his 400th goal on Nov. 13 at Colorado.

Mario Lemieux announces his comeback to the NHL on Dec. 11. Lemieux posts three points (1+2) against the Toronto Maple Leafs in his first game back on Dec. 27.

Lemieux records career point 1,500 and Jagr records his 1,000th against Ottawa on Dec. 30.

Lemieux posts his 40th career hat trick on Jan. 24 vs. Montreal, the second most in league history.

Alexei Kovalev records hat tricks in back-to-back games against the Flyers (Feb. 7) and Devils (Feb. 10).

TRANSACTIONS

Dec. 28, 2000 - Acquired March Bergevin from St. Louis for Dan Trebil.

Jan. 14, 2001 - Acquired Kevin Stevens from Philadelphia for John Slaney.

Feb. 1, 2001 - Acquired Wayne Primeau from Tampa Bay for Matthew Barnaby.

Mar. 12, 2001 - Acquired Johan Hederg and Bobby Dollas from San Jose for Jeff Norton.

SCORING

PLAYERS	GP	G	A	PTS	PIM
Jagromir Jagr	81	52	69	121	42
Alexei Kovalev	79	44	51	95	96
Martin Straka	82	27	68	95	38
Robert Lang	82	32	48	80	28
Mario Lemieux	43	35	41	76	188
Jan Hrdina	78	15	28	43	48
Kevin Stevens	55	10	22	32	73
Josef Beranek	70	9	14	23	43
Hans Jonsson	58	4	18	22	22
Wayne Primeau	75	3	19	22	131
Janne Laukkanen	50	3	17	20	34
Aleksey Morozov	66	5	14	19	34
Darius Kasparaitis	77	3	16	19	111
Rene Corbet	43	8	9	17	57
Andrew Ference	36	4	11	15	28
Milan Kraft	42	7	7	14	8
Kip Miller	33	3	8	11	6
Frantisek Kucera	55	2	7	9	12
Toby Petersen	12	2	6	8	4
Ian Moran	40	3	4	7	28
Dan LaCouture	48	2	4	6	43
Michal Rozsival	30	1	4	5	26
Krzysztof Oliwa	36	1	4	5	165
Marc Bergevin	38	1	4	5	26
Bob Boughner	58	1	3	4	147
Billy Tibbetts	29	1	2	3	79
Bobby Dollas	21	1	1	2	18
Steve McKenna	54	1	1	2	119
Josef Melichar	18	0	2	2	21
J. S. Aubin	36	0	1	1	4
Greg Crozier	1	0	0	0	0
Dennis Bonvie	3	0	0	0	0
Rich Parent	7	0	0	0	0
Johan Hedberg	9	0	0	0	0
Garth Snow	35	0	0	0	8

GOALTENDING

GOALIE	W-L-T	GP	MP	GA	SO	GAA
Johan Hedberg	7-1-1	9	545	24	0	2.64
Garth Snow	14-15-4	35	2032	101	3	2.98
Rich Parent	1-1-3	7	332	17	0	3.07
J. S. Aubin	20-14-1	36	2050	107	0	3.13
TOTALS	42-31-9	82	4978	256	3	3.09

2000-01

GAMES

DATE	RESULT	SCORE	OPPONENT	DATE	RESULT	SCORE	OPPONENT
Oct. 6	L	1-3	NASHVILLE	Jan. 17	L	4-5	Phoenix
Oct. 7	W	3-1	Nashville	Jan. 19	L	5-6*	Dallas
Oct. 13	W	3-2	TAMPA BAY	Jan. 21	W	4-0	Chicago
Oct. 14	W	8-6	NY RANGERS	Jan. 24	W	3-1	MONTREAL
Oct. 18	L	2-3	CAROLINA	Jan. 27	W	5-1	ATLANTA
Oct. 19	T	3-3*	Ottawa	Jan. 30	W	6-3	Atlanta
Oct. 21	W	5-2	COLUMBUS	Jan. 31	L	1-5	PHILADELPHIA
Oct. 25	L	2-3	OTTAWA	Feb. 7	W	9-4	PHILADELPHIA
Oct. 27	W	4-1	NY Rangers	Feb. 10	W	5-4*	NEW JERSEY
Oct. 28	L	0-9	NEW JERSEY	Feb. 11	L	2-4	Minnesota
Nov. 1	L	2-3	San Jose	Feb. 14	W	2-1	MINNESOTA
Nov. 3	W	4-2	Vancouver	Feb. 16	T	4-4*	New Jersey
Nov. 4	T	1-1*	Calgary	Feb. 17	W	3-2*	Columbus
Nov. 8	W	5-2	PHILADELPHIA	Feb. 19	L	1-5	Colorado
Nov. 10	W	4-2	New Jersey	Feb. 21	W	3-2*	FLORIDA
Nov. 11	W	5-2	EDMONTON	Feb. 23	W	6-4	NY RANGERS
Nov. 13	L	2-3*	Colorado	Feb. 25	W	6-1	NY ISLANDERS
Nov. 16	L	3-4	St. Louis	Feb. 28	L	2-4	Montreal
Nov. 18	W	3-1	ATLANTA	Mar. 2	W	7-5	NY Rangers
Nov. 22	L	1-3	CAROLINA	Mar. 3	L	3-4	Washington
Nov. 24	W	1-0	Philadelphia	Mar. 7	L	3-4	WASHINGTON
Nov. 25	T	2-2*	LOS ANGELES	Mar. 8	W	5-3	Atlanta
Nov. 28	L	1-3	Boston	Mar. 10	W	6-3	CALGARY
Dec. 1	W	6-4	Buffalo	Mar. 12	T	3-3*	NY Rangers
Dec. 2	L	2-3	BUFFALO	Mar. 14	L	1-3	NY ISLANDERS
Dec. 5	W	4-2	Ottawa	Mar. 16	W	6-3	Florida
Dec. 6	L	2-3	BOSTON	Mar. 17	L	1-5	Tampa Bay
Dec. 9	L	1-5	Toronto	Mar. 20	T	2-2*	BOSTON
Dec. 10	W	4-3	Detroit	Mar. 23	L	3-5	Carolina
Dec. 13	L	4-7	TORONTO	Mar. 25	W	4-2	New Jersey
Dec. 15	L	1-4	FLORIDA	Mar. 27	W	4-1	BUFFALO
Dec. 16	T	4-4*	Montreal	Mar. 29	W	5-2	CHICAGO
Dec. 20	T	2-2*	Florida	Mar. 31	W	5-3	ST. LOUIS
Dec. 21	T	1-1*	Tampa Bay	Apr. 2	L	1-4	NY Islanders
Dec. 23	L	2-8	DALLAS	Apr. 4	W	4-2	TAMPA BAY
Dec. 26	W	5-3	Buffalo	Apr. 7	L	3-4*	Philadelphia
Dec. 27	W	5-0	TORONTO	Apr. 8	W	6-4	Carolina
Dec. 30	W	5-3	OTTAWA				
Jan. 3	W	3-2	WASHINGTON				
Jan. 5	L	3-4	MONTREAL				
Jan. 8	W	5-3	Washington				
Jan. 9	L	2-5	Boston				
Jan. 12	W	4-3	NY ISLANDERS				
Jan. 13	L	5-6	NY Islanders				
Jan. 15	W	3-2	ANAHEIM				

* - Overtime

42-28-9-3, 3RD, ATLANTIC DIVISION

2001-02

HIGHLIGHTS

Rick Kehoe replaces Ivan Hlinka as head coach, Oct. 15.

Toby Petersen records his first career hat trick, Oct. 16 vs. Ottawa.

Johan Hedberg records his first career regular season shutout by making 29 saves against the Senators, Oct. 18.

Alexei Kovalev records his 500th career point, Dec. 11 at Washington.

Mario Lemieux records five points (2+3) during a 5-1 win against Tampa Bay on Jan. 23.

Lemieux records career point 1,600 in a 5-4 loss to the Los Angeles Kings, Feb. 27.

TRANSACTIONS

Jan. 4, 2002 - Claimed Randy Robitaille off waivers from Los Angeles.

Mar. 15, 2002 - Claimed Shean Donovan off waivers from Atlanta.

Mar. 17, 2002 - Acquired Kent Manderville from Philadelphia for Billy Tibbetts.

Mar. 19, 2002 - Acquired Ville Nieminen and Rick Berry from Colorado for Darius Kasparaitis.

SCORING

PLAYERS	GP	G	A	PTS	PIM
Alexei Kovalev	67	32	44	76	80
Jan Hrdina	79	24	33	57	50
Robert Lang	62	18	32	50	16
Aleksey Morozov	72	20	29	49	16
Randy Robitaille	58	14	23	37	33
Mario Lemieux	24	6	25	31	14
Michal Rozsival	79	9	20	29	47
Ville Nieminen	66	11	16	27	38
Stephane Richer	58	13	12	25	14
Kris Beech	79	10	15	25	45
Toby Petersen	79	8	10	18	4
Dan LaCouture	82	6	11	17	71
Milan Kraft	68	8	8	16	16
Shean Donovan	61	8	7	15	44
Jeff Toms	52	9	5	14	14
Darius Kasparaitis	69	2	12	14	123
Janne Laukkanen	47	6	7	13	28
Andrew Ference	75	4	7	11	73
Wayne Primeau	33	3	7	10	18
Ian Moran	64	2	8	10	54
Martin Straka	13	5	4	9	0
Kent Manderville	38	3	5	8	12
Jamie Pushor	76	0	8	8	84
Hans Jonsson	53	2	5	7	22
Billy Tibbetts	33	1	5	6	109
Kevin Stevens	32	1	4	5	25
John Jakopin	19	0	4	4	42
Tom Kostopoulos	11	1	2	3	9
Josef Melichar	60	0	3	3	68
Mike Wilson	21	1	1	2	17
Krzysztof Oliwa	57	0	2	2	150
Rick Berry	70	0	2	2	81
Shane Endicott	4	0	1	1	4
Eric Meloche	23	0	1	1	8
Johan Hedberg	66	0	1	1	22
J. S. Aubin	21	0	0	0	0

GOALTENDING

GOALIE	W-L-T	GP	MP	GA	SO	GAA
Johan Hedberg	25-34-7	66	3877	178	6	2.75
J. S. Aubin	3-12-1	21	1094	65	0	3.56
TOTALS	28-46-8	82	4994	249	6	2.99

2001-02

GAMES

DATE	RESULT	SCORE	OPPONENT	DATE	RESULT	SCORE	OPPONENT
Oct. 3	L	1-3	COLORADO	Jan. 17	W	6-4	Calgary
Oct. 6	L	2-4	ANAHEIM	Jan. 19	W	1-0	Edmonton
Oct. 10	L	3-6	NY ISLANDERS	Jan. 21	W	5-2	PHILADELPHIA
Oct. 14	L	1-4	Buffalo	Jan. 23	W	5-1	TAMPA BAY
Oct. 16	W	5-2	OTTAWA	Jan. 24	W	5-4*	NY Islanders
Oct. 18	W	3-0	Ottawa	Jan. 26	W	3-2*	ATLANTA
Oct. 20	L	1-2*	St. Louis	Jan. 29	L	2-3*	Philadelphia
Oct. 23	W	4-2	Atlanta	Jan. 30	L	3-6	SAN JOSE
Oct. 24	W	3-2	DALLAS	Feb. 5	T	3-3*	Carolina
Oct. 27	L	0-4	Toronto	Feb. 7	L	0-1	Montreal
Oct. 28	T	2-2*	FLORIDA	Feb. 9	L	1-2*	NEW JERSEY
Oct. 31	L	0-3	Philadelphia	Feb. 10	L	3-4	NY RANGERS
Nov. 1	W	3-1	TORONTO	Feb. 12	L	1-5	Ottawa
Nov. 3	W	2-1*	TAMPA BAY	Feb. 27	L	4-5	LOS ANGELES
Nov. 6	T	2-2*	Carolina	Feb. 28	W	4-3*	Columbus
Nov. 7	L	0-2	Florida	Mar. 2	L	2-4	DETROIT
Nov. 10	L	2-3*	Tampa Bay	Mar. 4	W	4-2	NY Islanders
Nov. 13	W	5-1	New Jersey	Mar. 5	W	6-5*	FLORIDA
Nov. 14	T	3-3*	NY ISLANDERS	Mar. 7	L	1-3	CAROLINA
Nov. 17	W	1-0*	NY RANGERS	Mar. 9	W	3-2*	NY RANGERS
Nov. 21	L	1-4	VANCOUVER	Mar. 11	L	2-4	COLUMBUS
Nov. 23	L	0-5	Nashville	Mar. 13	L	2-4	Anaheim
Nov. 24	W	3-1	BUFFALO	Mar. 16	L	3-4	Los Angeles
Nov. 27	W	6-0	NEW JERSEY	Mar. 18	W	4-2	Atlanta
Nov. 29	L	0-5	San Jose	Mar. 20	L	1-3	PHOENIX
Dec. 1	L	2-5	Phoenix	Mar. 23	T	4-4*	PHILADELPHIA
Dec. 4	W	1-0	Toronto	Mar. 24	W	6-2	WASHINGTON
Dec. 6	W	4-1	Boston	Mar. 27	L	3-4	NEW JERSEY
Dec. 8	W	6-3	ATLANTA	Mar. 30	L	1-2*	Montreal
Dec. 11	T	2-2*	Washington	Apr. 1	L	0-3	MONTREAL
Dec. 12	L	2-4	BOSTON	Apr. 3	L	2-3	Florida
Dec. 14	L	2-5	MINNESOTA	Apr. 4	L	2-4	Tampa Bay
Dec. 16	L	0-7	CAROLINA	Apr. 6	L	1-3	Philadelphia
Dec. 19	L	1-3	MONTREAL	Apr. 8	L	2-3	NY Rangers
Dec. 21	W	4-3	WASHINGTON	Apr. 10	T	4-4*	BUFFALO
Dec. 22	T	4-4*	Washington	Apr. 12	L	2-5	TORONTO
Dec. 26	L	0-4	New Jersey	Apr. 13	L	1-7	Boston
Dec. 29	L	2-5	OTTAWA				
Jan. 3	L	2-4	NY Islanders				
Jan. 5	W	4-1	NY RANGERS				
Jan. 6	L	0-2	Chicago				
Jan. 8	L	2-3	BOSTON				
Jan. 10	W	2-0	Buffalo				
Jan. 12	L	1-4	St. Louis				
Jan. 15	L	2-5	Vancouver				

* - Overtime

28-41-8-5, 5TH, ATLANTIC DIVISION

2002-03

HIGHLIGHTS

Martin Straka records his 300th assist on Dec. 7 against the New York Islanders.

Sebastien Caron stops 31 shots in his first NHL start, a 2-1 win against the Boston Bruins on Jan. 13.

Mario Lemieux records his 1,000th career assist, recording four helpers in a 5-2 win in Boston on Feb. 8.

Mario Lemieux nets his team record 11th career OT goal in a 4-3 win against the Edmonton Oilers, Feb. 18.

Martin Straka records his 500th NHL point with a goal March 18 versus the Detroit Red Wings.

TRANSACTIONS

Feb. 9, 2003 - Acquired Shawn Heins from San Jose for a conditional draft pick.

Feb. 10, 2003 - Acquired Mikael Samuelsson, Rico Fata, Richard Lintner and Joel Bouchard from the NY Rangers for Alexei Kovalev, Dan LaCouture, Mike Wilson and Janne Laukkanen.

Mar. 11, 2003 - Acquired Matt Bradley from San Jose for Wayne Primeau.

Mar. 11, 2003 - Acquired Ramzi Abid, Guillaume Lefebvre and Dan Focht from Phoenix for Jan Hrdina and Francois Leroux.

SCORING

PLAYERS	GP	G	A	PTS	PIM
Mario Lemieux	67	28	63	91	43
Martin Straka	60	18	28	46	12
Dick Tarnstrom	61	7	34	41	50
Aleksey Morozov	27	9	16	25	16
Mikael Samuelsson	80	10	14	24	40
Ville Nieminen	75	9	12	21	93
Rico Fata	63	7	12	19	16
Ramzi Abid	33	10	8	18	32
Mathias Johansson	58	5	10	15	16
Joel Bouchard	34	5	8	13	14
Milan Kraft	31	7	5	12	10
Tomas Surovy	26	4	7	11	10
Steve McKenna	79	9	1	10	128
Michal Rozsival	53	4	6	10	40
Alexandre Daigle	33	4	3	7	8
Kent Manderville	82	2	5	7	46
Eric Meloche	13	5	1	6	4
Richard Lintner	29	4	2	6	10
Michal Sivek	38	3	3	6	14
Guillaume Lefebvre	26	2	4	6	4
Hans Jonsson	63	1	4	5	36
Jamie Pushor	76	3	1	4	76
Brian Holzinger	14	1	3	4	8
Shawn Heins	47	1	2	3	42
Dan Focht	22	0	3	3	29
Johan Hedberg	41	0	2	2	18
Vladimir Vujtek	5	0	1	1	0
Tom Kostopoulos	8	0	1	1	0
Kris Beech	12	0	1	1	6
J. S. Aubin	21	0	1	1	2
Konstantin Koltsov	2	0	0	0	0
Ross Lupaschuk	3	0	0	0	4
Brooks Orpik	6	0	0	0	2
Josef Melichar	8	0	0	0	2
Sebastien Caron	24	0	0	0	6

GOALTENDING

GOALIE	W-L-T	GP	MP	GA	SO	GAA
Sebastien Caron	7-14-2	24	1408	62	2	2.64
J. S. Aubin	6-13-0	21	1132	59	1	3.13
Johan Hedberg	14-22-4	41	2410	126	1	3.14
TOTALS	27-49-6	82	4972	255	4	3.08

2002-03

GAMES

DATE	RESULT	SCORE	OPPONENT	DATE	RESULT	SCORE	OPPONENT
Oct. 10	L	0-6	TORONTO	Jan. 17	W	3-2	Tampa Bay
Oct. 12	W	6-0	NY RANGERS	Jan. 18	L	0-3	Florida
Oct. 14	W	5-4	Toronto	Jan. 21	T	0-0*	Buffalo
Oct. 16	W	3-2	ATLANTA	Jan. 23	L	1-4	BOSTON
Oct. 19	T	3-3*	TAMPA BAY	Jan. 25	W	5-3	CHICAGO
Oct. 22	T	3-3*	Montreal	Jan. 28	L	2-5	NY Islanders
Oct. 25	L	3-7	Detroit	Jan. 30	L	1-2	Washington
Oct. 26	W	5-2	BUFFALO	Feb. 4	L	2-3	VANCOUVER
Oct. 28	W	3-2	WASHINGTON	Feb. 6	L	0-6	FLORIDA
Oct. 30	W	4-1	Ottawa	Feb. 8	W	5-2	Boston
Nov. 2	W	5-3	TAMPA BAY	Feb. 12	L	0-3	OTTAWA
Nov. 6	L	3-4*	Florida	Feb. 14	L	0-1	NY Rangers
Nov. 8	L	1-4	Tampa Bay	Feb. 15	W	4-1	New Jersey
Nov. 9	L	2-3	Carolina	Feb. 18	W	4-3*	EDMONTON
Nov. 14	T	1-1*	Minnesota	Feb. 20	L	2-5	COLORADO
Nov. 16	L	2-3	NY ISLANDERS	Feb. 22	W	2-1*	ST. LOUIS
Nov. 18	L	4-5*	Montreal	Feb. 23	L	3-4	NEW JERSEY
Nov. 20	L	2-3*	MONTREAL	Feb. 25	L	3-5	LOS ANGELES
Nov. 22	W	3-1	Atlanta	Feb. 27	L	0-6	Nashville
Nov. 23	W	4-1	SAN JOSE	Mar. 1	L	1-4	Colorado
Nov. 27	W	7-2	PHILADELPHIA	Mar. 2	L	1-3	Dallas
Nov. 29	W	4-1	Buffalo	Mar. 4	L	1-4	PHOENIX
Nov. 30	L	2-3	BOSTON	Mar. 6	L	0-4	CAROLINA
Dec. 3	L	1-4	WASHINGTON	Mar. 8	L	1-5	OTTAWA
Dec. 6	L	1-3	New Jersey	Mar. 9	L	2-4	Ottawa
Dec. 7	L	3-6	NY ISLANDERS	Mar. 12	T	2-2*	NASHVILLE
Dec. 10	L	2-4	Toronto	Mar. 15	L	1-4	PHILADELPHIA
Dec. 12	L	2-5	San Jose	Mar. 16	L	2-4	FLORIDA
Dec. 14	L	2-3*	Los Angeles	Mar. 18	L	1-5	DETROIT
Dec. 15	L	0-5	Anaheim	Mar. 20	L	2-4	Philadelphia
Dec. 17	L	2-5	Phoenix	Mar. 21	L	1-3	New Jersey
Dec. 19	L	1-3	NEW JERSEY	Mar. 23	T	1-1*	Chicago
Dec. 21	W	2-0	CALGARY	Mar. 26	W	3-1	NY Rangers
Dec. 23	W	5-2	BUFFALO	Mar. 29	L	0-3	Philadelphia
Dec. 26	W	6-1	NY Rangers	Mar. 31	L	1-6	PHILADELPHIA
Dec. 28	W	3-2	MONTREAL	Apr. 2	W	3-2	CAROLINA
Dec. 30	L	2-3*	ATLANTA	Apr. 5	L	3-5	Washington
Dec. 31	L	2-5	Columbus				
Jan. 3	W	4-1	Atlanta				
Jan. 4	W	3-2*	NY ISLANDERS				
Jan. 7	L	3-6	NY Islanders				
Jan. 9	L	2-4	TORONTO				
Jan. 11	L	1-3	NY RANGERS				
Jan. 13	W	2-1	Boston				
Jan. 15	W	2-0	Carolina				

* - Overtime

27-44-6-5, 5TH, ATLANTIC DIVISION

2003-04

HIGHLIGHTS

Eddie Olczyk is named head coach of the Penguins on June 11.

Goaltender Marc-Andre Fleury stops 46 shots in his first game, a 3-0 loss to Los Angeles on Oct. 10. Left wing Ryan Malone also became the first Pittsburgh-born and trained player to play in the NHL.

Mario Lemieux picks up an assist against the New York Islanders on Oct. 29 to become the sixth player in NHL history to reach the 1,700-point mark. He achieves it in 887 games, second-fastest in league history.

Marc-Andre Fleury notches his first shutout on Oct. 30. He stopped 20 shots in a 1-0 win over the Chicago Blackhawks.

TRANSACTIONS

Nov. 30, 2003 - Acquired Sergei Anshakov and Martin Strbak from Los Angeles for Martin Straka.

Feb. 11, 2004 - Acquired Ric Jackman from Toronto for Drake Berehowsky.

Mar. 4, 2004 - Claimed Jon Sim off waivers from Los Angeles.

Mar. 8, 2004 - Acquired Alain Nasreddine from the New York Islanders for Steve Webb.

Mar. 9, 2004 - Acquired Lasse Pirjeta from Columbus for Brian Holzinger.

SCORING

PLAYERS	GP	G	A	PTS	PIM
Dick Tarnstrom	80	16	36	52	38
Aleksey Morozov	75	16	34	50	24
Ryan Malone	81	22	21	43	64
Milan Kraft	66	19	21	40	18
Rico Fata	73	16	18	34	54
Konstantin Koltsov	82	9	20	29	30
Tomas Surovy	47	11	12	23	16
Tom Kostopoulos	60	9	13	22	67
Lasse Pirjeta	70	8	14	22	20
Drake Berehowsky	47	5	16	21	50
Brian Holzinger	61	6	15	21	38
Mike Eastwood	82	4	15	19	40
Jon Sim	63	8	10	18	33
Matt Bradley	82	7	9	16	65
Martin Strbak	49	5	11	16	46
Landon Wilson	54	6	4	10	47
Eric Meloche	25	3	7	10	20
Brooks Orpik	79	1	9	10	127
Mario Lemieux	10	1	8	9	6
Marc Bergevin	52	1	8	9	27
Josef Melichar	82	3	5	8	62
Patrick Boileau	16	3	4	7	8
Ramzi Abid	16	3	2	5	27
Dan Focht	52	2	3	5	105
Kelly Buchberger	71	1	3	4	109
Matt Hussey	3	2	1	3	0
Rob Scuderi	13	1	2	3	4
Steve McKenna	49	1	2	3	85
Matt Murley	18	1	1	2	14
Kris Beech	4	0	1	1	6
Martin Brochu	1	0	0	0	0
Reid Simpson	2	0	0	0	17
Steve Webb	5	0	0	0	2
Nolan Baumgartner	5	0	0	0	2
Andy Chiodo	8	0	0	0	2
Marc-Andre Fleury	21	0	0	0	0
Jean-Sebastien Aubin	22	0	0	0	2
Sebastien Caron	40	0	0	0	6

GOALTENDING

GOALIE	W-L-T	GP	MP	GA	SO	GAA
Martin Brochu	0-0-0	1	33	1	0	1.82
J.S. Aubin	7-9-0	22	1067	53	1	2.98
Andy Chiodo	3-4-1	8	486	28	0	3.46
Marc-Andre Fleury	4-14-2	21	1154	70	1	3.64
Sebastien Caron	9-24-5	40	2213	138	1	3.74
TOTALS	23-51-8	82	4984	303	3	3.65

2003-04

GAMES

DATE	RESULT	SCORE	OPPONENT	DATE	RESULT	SCORE	OPPONENT
Oct. 10	L	0-3	LOS ANGELES	Jan. 16	L	2-4	Minnesota
Oct. 11	T	3-3*	Philadelphia	Jan. 18	L	3-4	Washington
Oct. 16	L	1-4	Montreal	Jan. 20	L	0-3	NEW JERSEY
Oct. 18	W	4-3	DETROIT	Jan. 22	L	5-6	Ottawa
Oct. 22	T	1-1*	CAROLINA	Jan. 24	L	3-5	COLORADO
Oct. 24	L	1-2	NEW JERSEY	Jan. 27	L	2-6	TAMPA BAY
Oct. 25	L	2-7	NY Islanders	Jan. 29	L	1-5	Tampa Bay
Oct. 29	T	4-4*	NY ISLANDERS	Jan. 31	L	3-5	PHILADELPHIA
Oct. 30	W	1-0	Chicago	Feb. 1	L	1-4	Boston
Nov. 1	W	3-2*	BOSTON	Feb. 3	L	3-4	MONTREAL
Nov. 4	L	2-4	Toronto	Feb. 10	L	3-6	BOSTON
Nov. 7	L	3-6	Florida	Feb. 12	L	1-5	Florida
Nov. 8	L	0-9	Tampa Bay	Feb. 14	OTL	2-3*	St. Louis
Nov. 12	L	2-6	NY Rangers	Feb. 16	L	4-8	TORONTO
Nov. 14	W	2-1*	Buffalo	Feb. 18	L	3-4	NY Islanders
Nov. 15	L	2-3	FLORIDA	Feb. 20	L	0-2	FLORIDA
Nov. 19	L	2-6	MINNESOTA	Feb. 22	L	3-6	OTTAWA
Nov. 21	L	1-2*	New Jersey	Feb. 25	W	4-3*	Phoenix
Nov. 22	W	2-1*	OTTAWA	Feb. 27	L	2-4	San Jose
Nov. 26	T	1-1*	PHILADELPHIA	Feb. 29	W	3-2*	NY Islanders
Nov. 28	L	1-4	NY RANGERS	Mar. 2	T	3-3*	NY ISLANDERS
Nov. 29	L	3-4	Carolina	Mar. 4	L	4-9	NASHVILLE
Dec. 1	W	4-3	ATLANTA	Mar. 6	W	2-1	ANAHEIM
Dec. 3	L	2-5	Philadelphia	Mar. 7	W	7-4	NY RANGERS
Dec. 6	L	3-4	Edmonton	Mar. 9	W	4-0	DALLAS
Dec. 7	L	1-6	Calgary	Mar. 11	W	3-2	Toronto
Dec. 9	OTL	1-2	Vancouver	Mar. 14	T	3-3*	PHILADELPHIA
Dec. 12	L	3-6	Atlanta	Mar. 16	W	4-1	WASHINGTON
Dec. 13	W	5-3	COLUMBUS	Mar. 17	L	1-6	New Jersey
Dec. 16	W	2-1	BUFFALO	Mar. 19	W	4-3*	CAROLINA
Dec. 18	OTL	1-2*	Carolina	Mar. 21	W	4-3*	NY RANGERS
Dec. 20	L	4-7	ATLANTA	Mar. 23	W	5-2	NY Rangers
Dec. 22	L	1-4	Montreal	Mar. 26	L	1-5	Buffalo
Dec. 26	T	3-3*	OTTAWA	Mar. 27	T	2-2*	BUFFALO
Dec. 27	L	0-2	NEW JERSEY	Mar. 30	L	2-4	Washington
Dec. 29	W	1-0	CHICAGO	Apr. 2	W	3-2	Atlanta
Dec. 31	L	1-6	NY ISLANDERS	Apr. 4	W	4-3	WASHINGTON
Jan. 1	L	2-3	Nashville				
Jan. 3	L	1-4	NY RANGERS				
Jan. 5	L	0-5	TORONTO				
Jan. 7	W	4-2	New Jersey				
Jan. 8	L	1-3	Boston				
Jan. 10	L	0-8	MONTREAL				
Jan. 12	W	2-1	Philadelphia				
Jan. 13	L	1-3	TAMPA BAY				

* - Overtime

23-47-8-4, 5TH, ATLANTIC DIVISION

2005-06

HIGHLIGHTS

Penguins win NHL Draft Lottery and select Sidney Crosby first-overall in the NHL Entry Draft.

Mario Lemieux appears in his 900th career game on Oct. 29.

Sidney Crosby's dramatic goal against the Montreal Canadiens gives the Penguins their first-ever overtime shootout win.

Mario Lemieux records a point in his last NHL game on Dec. 16.

Sidney Crosby becomes youngest player in NHL history to reach 100 points. He finished with 102.

TRANSACTIONS

July 30, 2005 - Penguins select Sidney Crosby first overall in NHL Entry Draft.

Dec. 15, 2005 - Named Michel Therrien head coach.

Jan. 24, 2006 - Mario Lemieux announced his retirement.

Mar. 9, 2006 - Acquired Janie Rita and Cory Cross from Edmonton for Dick Tarnstrom

Mar. 9, 2006 - Acquired Krystofer Kolanos, Niklas Nordgren and a 2007 second-round pick from Carolina for Mark Recchi.

SCORING

PLAYERS	GP	G	A	PTS	PIM
Sidney Crosby	81	39	63	102	110
Sergei Gonchar	75	12	46	58	100
John LeClair	73	22	29	51	61
Ryan Malone	77	22	22	44	63
Ziggy Palffy	42	11	31	42	12
Colby Armstrong	47	16	24	40	58
Ryan Whitney	68	6	32	38	85
Michel Ouellet	50	16	16	32	16
Andy Hilbert	47	12	15	27	38
Tomas Surovy	53	12	13	25	45
Mario Lemieux	26	7	15	22	16
Eric Boguniecki	47	6	10	16	33
Josef Melichar	72	3	12	15	66
Erik Christensen	33	6	7	13	34
Jani Rita	51	6	4	10	10
Konstantin Koltsov	60	3	6	9	20
Brooks Orpik	64	2	7	9	124
Maxime Talbot	48	5	3	8	59
Lasse Pirjeta	25	4	3	7	18
Niklas Nordgren	58	4	2	6	34
Matt Murley	41	1	5	6	24
Noah Welch	5	1	3	4	2
Rob Scuderi	57	0	4	4	36
Andre Roy	42	2	1	3	116
Shane Endicott	41	1	1	2	43
Eric Cairns	50	1	1	2	124
Ryan VandenBussche	20	1	0	1	42
Matt Hussey	13	0	1	1	0
Lyle Odelein	27	0	1	1	50
Guillaume Lefebvre	9	0	0	0	9
Alain Nasreddine	6	0	0	0	8

GOALTENDING

GOALIE	W-L-T	GP	MP	GA	SO	GAA
Marc-Andre Fleury	13-27-6	50	2,810	152	1	3.25
Sebastien Caron	8-9-5	26	1,313	87	1	3.98
Jocelyn Thibault	1-9-3	16	807	60	0	4.46
Dany Sabourin	0-1-0	1	21	4	0	11.43

2005-06

GAMES

DATE	RESULT	SCORE	OPPONENT
Oct. 5	L	1-5	New Jersey
Oct. 7	SOL	2-3	Carolina
Oct. 8	OTL	6-7	BOSTON
Oct. 10	OTL	2-3	Buffalo
Oct. 14	OTL	5-6	Philadelphia
Oct. 15	L	1-3	TAMPA BAY
Oct. 20	L	3-6	NEW JERSEY
Oct. 22	L	3-6	Boston
Oct. 25	OTL	3-4	FLORIDA
Oct. 27	W	7-5	ATLANTA
Oct. 29	L	3-5	CAROLINA
Nov. 1	OTW	4-3	New Jersey
Nov. 3	W	5-1	NY Islanders
Nov. 5	L	3-6	Boston
Nov. 7	W	3-2	NY Rangers
Nov. 9	L	0-5	Atlanta
Nov. 10	SOW	3-2	MONTREAL
Nov. 12	L	1-6	NY RANGERS
Nov. 14	SOL	2-3	NY ISLANDERS
Nov. 16	OTW	3-2	Philadelphia
Nov. 19	L	3-6	PHILADELPHIA
Nov. 22	W	5-4	WASHINGTON
Nov. 25	L	3-6	Florida
Nov. 27	L	1-4	Tampa Bay
Nov. 29	L	2-3	BUFFALO
Dec. 1	L	1-2	NY Rangers
Dec. 3	L	2-3	CALGARY
Dec. 8	L	0-5	MINNESOTA
Dec. 10	L	2-3	COLORADO
Dec. 12	L	1-3	Detroit
Dec. 13	L	0-3	St. Louis
Dec. 16	OTL	3-4	BUFFALO
Dec. 17	L	3-4	Buffalo
Dec. 23	L	4-5	PHIALDELPHIA
Dec. 27	OTL	2-3	TORONTO
Dec. 29	W	6-2	NEW JERSEY
Dec. 31	OTW	4-3	NY RANGERS
Jan. 2	OTL	2-3	Toronto
Jan. 3	W	6-4	Montreal
Jan. 6	L	4-6	Atlanta
Jan. 7	L	3-4	ATLANTA
Jan. 10	L	1-3	EDMONTON
Jan. 11	L	1-6	Columbus
Jan. 13	L	1-4	Chicago
Jan. 15	L	4-5	Nashville

DATE	RESULT	SCORE	OPPONENT
Jan. 16	L	2-4	VANCOUVER
Jan. 19	L	2-4	NY RANGERS
Jan. 21	L	1-2	PHILADELPHIA
Jan. 23	L	2-4	Philadelphia
Jan. 25	W	8-1	WASHINGTON
Jan. 26	SOL	3-4	NY Islanders
Jan. 28	L	1-7	NY Rangers
Feb. 1	L	1-3	NY Rangers
Feb. 2	L	2-7	OTTAWA
Feb. 4	SOL	4-5	NY ISLANDERS
Feb. 6	L	2-5	Ottawa
Feb. 8	L	1-3	BOSTON
Feb. 10	W	4-3	Carolina
Feb. 11	W	6-3	Washington
Mar. 1	L	3-4	OTTAWA
Mar. 4	L	5-7	CAROLINA
Mar. 7	SOL	4-5	TAMPA BAY
Mar. 8	L	3-6	Washington
Mar. 11	W	6-3	NEW JERSEY
Mar. 12	W	2-0	PHILADELPHIA
Mar. 16	L	1-2	New Jersey
Mar. 18	W	5-4	Montreal
Mar. 19	L	0-1	TORONTO
Mar. 21	L	2-5	Ottawa
Mar. 24	OTW	4-3	NY ISLANDERS
Mar. 26	L	5-6	MONTREAL
Mar. 29	L	3-5	FLORIDA
Mar. 31	W	4-0	NY Islanders
Apr. 2	OTL	2-3	NEW JERSEY
Apr. 5	L	4-6	New Jersey
Apr. 7	W	5-1	Florida
Apr. 8	L	0-1	Tampa Bay
Apr. 11	L	3-4	Philadelphia
Apr. 13	W	5-3	NY RANGERS
Apr. 15	SOL	4-5	NY Islanders
Apr. 17	W	6-1	NY ISLANDERS
Apr. 18	L	3-5	Toronto
* - Overtime			

22-46-14, 5TH, ATLANTIC DIVISION

2006-07

HIGHLIGHTS

Penguins select Jordan Staal with the second-overall choice in the NHL Entry Draft.

Sidney Crosby becomes the youngest player in North American major sports history to win a scoring title.

The Penguins have a 47-point improvement, which is the fourth-biggest turnaround in NHL history.

The Penguins reached the playoffs for the first time since 2001.

Sidney Crosby captures the Hart, Pearson and Art Ross trophies.

Evgeni Malkin earns Calder Trophy as league's top rookie.

TRANSACTIONS

June 24, 2006 - Penguins select Jordan Staal fsecond overall in NHL Entry Draft.

Feb. 27, 2007 - Acquired forward Gary Roberts from Florida for Noah Welch.

Feb. 27, 2007 - Acquired Georges Laraque from Phoenix for a 2008 third-round draft pick and Daniel Carcillo.

Feb. 27, 2007 - Acquired a 2007 third-round choice from Minnesota for Dominic Moore.

SCORING

PLAYERS	GP	G	A	PTS	PIM
Sidney Crosby	79	36	84	120	60
Evgeni Malkin	78	33	52	85	80
Mark Recchi	82	24	44	68	62
Sergei Gonchar	82	13	54	67	72
Ryan Whitney	81	14	45	59	77
Michel Ouellet	73	19	29	48	30
Jordan Staal	81	29	13	42	24
Gary Roberts	69	20	22	42	97
Colby Armstrong	80	12	22	34	67
Erik Christensen	61	18	15	33	26
Ryan Malone	64	16	15	31	71
Maxime Talbot	75	13	11	24	53
Georges Laraque	73	5	19	24	70
Jarkko Ruutu	81	7	9	16	125
Nils Ekman	34	6	9	15	24
Josef Melichar	70	1	11	12	44
Rob Scuderi	78	1	10	11	28
Joel Kwiatkowski	42	5	5	10	20
John LeClair	21	2	5	7	12
Ronald Petrovicky	31	3	3	6	28
Brooks Orpik	70	0	6	6	82
Chris Thorburn	39	3	2	5	69
Alain Nasreddine	44	1	4	5	18
Mark Eaton	35	0	3	3	16
Kris Letang	7	2	0	2	4
Micki Dupont	3	0	1	1	4
Eric Cairns	1	0	0	0	5

GOALTENDING

GOALIE	W-L-T	GP	MP	GA	SO	GAA
Marc-Andre Fleury	40-16-9	67	3,906	184	5	2.83
Jocelyn Thibault	7-8-2	22	1,102	52	1	2.83

2006-07

GAMES

DATE	RESULT	SCORE	OPPONENT	DATE	RESULT	SCORE	OPPONENT
Oct. 5	W	4-0	PHILADELPHIA	Jan. 20	W	8-2	TORONTO
Oct. 7	L	0-2	DETROIT	Jan. 26	SOW	4-3	Dallas
Oct. 12	W	6-5	NY Rangers	Jan. 27	W	7-2	Phoenix
Oct. 14	L	1-5	CAROLINA	Jan. 30	W	3-0	FLORIDA
Oct. 18	L	1-2	NEW JERSEY	Feb. 1	SOW	5-4	MONTREAL
Oct. 19	OTW	4-3	NY Islanders	Feb. 3	W	2-0	WASHINGTON
Oct. 21	W	5-3	COLUMBUS	Feb. 4	OTL	3-4	Montreal
Oct. 24	W	4-2	NEW JERSEY	Feb. 6	W	4-1	NASHVILLE
Oct. 28	W	8-2	Philadelphia	Feb. 8	SOW	5-4	Philadelphia
Nov. 1	OTW	4-3	Los Angeles	Feb. 10	OTW	6-5	Toronto
Nov. 4	L	2-3	San Jose	Feb. 14	SOW	5-4	CHICAGO
Nov. 6	OTL	2-3	Anaheim	Feb. 16	W	5-4	New Jersey
Nov. 8	OT	3-4	TAMPA BAY	Feb. 18	W	3-2	WASHINGTON
Nov. 10	L	3-6	OTTAWA	Feb. 19	L	5-6	NY Islanders
Nov. 11	L	2-6	Carolina	Feb. 22	OTW	2-1	Florida
Nov. 13	W	3-2	PHILADELPHIA	Feb. 25	L	1-5	Tampa Bay
Nov. 17	L	2-4	Buffalo	Feb. 27	L	0-1	NEW JERSEY
Nov. 18	W	3-1	NY RANGERS	Mar. 1	SOW	4-3	NY Rangers
Nov. 20	W	5-3	Philadelphia	Mar. 2	L	2-3	Carolina
Nov. 22	SOL	3-4	BOSTON	Mar. 4	SOW	4-3	PHILADELPHIA
Nov. 24	L	1-3	NY Islanders	Mar. 6	SOW	5-4	OTTAWA
Nov. 25	OTL	1-2	NY RANGERS	Mar. 8	SOL	3-4	NEW JERSEY
Nov. 28	W	3-2	NY ISLANDERS	Mar. 10	OTW	3-2	NY RANGERS
Dec. 1	L	2-5	New Jersey	Mar. 13	SOW	5-4	BUFFALO
Dec. 2	L	3-5	NY ISLANDERS	Mar. 14	W	3-0	New Jersey
Dec. 5	L	2-3	FLORIDA	Mar. 16	W	6-3	MONTREAL
Dec. 7	SOL	2-3	NY Rangers	Mar. 18	SOW	4-3	OTTAWA
Dec. 9	OTW	4-3	Atlanta	Mar. 19	L	1-2	NY Rangers
Dec. 11	SOW	5-4	Washington	Mar. 22	L	1-3	NY Islanders
Dec. 13	W	8-4	PHILADELPHIA	Mar. 24	W	2-1	ATLANTA
Dec. 15	W	7-4	NY ISLANDERS	Mar. 25	W	5-0	BOSTON
Dec. 16	L	3-6	Montreal	Mar. 27	W	4-3	Washington
Dec. 19	L	1-4	ST. LOUIS	Mar. 29	W	4-2	Boston
Dec. 21	SOL	3-4	Atlanta	Mar. 31	OTL	4-5	Toronto
Dec. 26	L	0-3	New Jersey	Apr. 3	L	1-4	BUFFALO
Dec. 27	L	2-4	ATLANTA	Apr. 5	W	3-2	Ottawa
Dec. 29	W	4-1	TORONTO	Apr. 7	W	2-1	NY RANGERS
Jan. 2	W	3-0	CAROLINA				
Jan. 5	W	4-2	Buffalo				
Jan. 7	SOL	2-3	TAMPA BAY				
Jan. 9	L	2-3	Tampa Bay				
Jan. 10	L	2-5	Florida				
Jan. 13	W	5-3	Philadelphia				
Jan. 16	W	5-2	NY ISLANDERS				
Jan. 18	SOL	4-5	Boston				

* - Overtime

47-24-11, 2ND, ATLANTIC DIVISION

ATTENDANCE

REGULAR SEASON					
YEAR	ATTENDANCE	# OF DATES	AVG. CATTENDANCE	SELLOUTS	CAPACITY
1967-68	274,049	37	7,407	0	12,580
1968-69	228,285	38	6,008	0	12,580
1969-70	265,936	38	6,998	0	12,580
1970-71	377,182	39	9,671	3	12,580
1971-72	375,711	39	9,634	5	12,580
1972-73	436,601	39	11,195	7	12,866
1973-74	396,197	39	10,159	4	13,431
1974-75	448,977	40	11,224	11	13,404
1975-76	458,198	40	11,455	0	16,402
1976-77	401,580	40	10,040	1	16,404
1977-78	421,933	40	10,548	2	16,033
1978-79	457,209	40	11,430	3	16,033
1979-80	426,156	40	10,653	2	16,033
1980-81	413,407	40	10,335	0	16,033
1981-82	451,965	40	11,299	5	16,033
1982-83	336,300	40	8,408	1	16,033
1983-84	273,550	40	6,839	0	16,033
1984-85	400,711	40	10,018	4	16,033
1985-86	503,020	40	12,576	13	16,033
1986-87	598,614	40	14,965	26	16,033
1987-88	606,638	40	15,166	26	16,168
1988-89	629,345	40	15,734	34	16,025
1989-90	640,700	40	16,018	34	#16,015
1990-91	637,072	40	15,927	28	16,164
1991-92	639,736	40	15,993	32	16,164
1992-93	660,290	41	16,105	30	16,164
1993-94	685,589	41	16,714	11	17,537
1994-95	386,599	24	16,108	9	17,181
1995-96	665,790	41	16,239	20	17,181
1996-97	684,346	41	16,691	21	17,181
1997-98	617,815	41	15,069	7	16,958
1998-99	607,822	41	14,825	5	16,958
1999-00	636,199	41	15,517	13	16,958
2000-01	655,926	40	16,398	26	16,958
2001-02	641,641	41	15,650	18	16,958
2002-03	604,970	41	14,755	8	16,958
2003-04	486,961	41	11,877	1	16,940
2005-06	647,975	41	15,804	12	16,940
2006-07	673,422	41	16,424	30	16,940
2007-08	*700,193	41	*17,078	*41	16,940

* Club Record

Capacity increased to 16,236 after home game #25

Attendance

PLAYOFFS				
YEAR	ATTENDANCE	# OF DATES	SELLOUTS	AVG. ATTENDANCE
1969-70	53,592	5	2	10,718
1971-72	25,515	2	1	12,758
1974-75	66,833	5	4	13,367
1975-76	13,626	1	0	13,626
1976-77	25,967	2	0	12,984
1978-79	45,702	3	2	15,234
1979-80	26,901	2	0	13,451
1980-81	26,688	2	0	13,344
1981-82	25,457	2	0	12,729
1988-89	96,150	6	6	16,025
1990-91	*210,132	*13	*13	16,164
1991-92	161,640	10	10	16,164
1992-93	129,312	8	8	16,164
1993-94	46,412	3	0	15,471
1994-95	114,894	7	2	16,413
1995-96	171,597	10	9	17,159
1996-97	34,710	2	2	*17,355
1997-98	48,437	3	1	16,146
1998-99	99,787	6	4	16,631
1999-00	84,924	5	4	16,984
2000-01	137,184	8	8	17,148
2006-07	34,264	2	2	17,132
2007-08	188,452	11	11	17,132
* Club Record				

TRAINING CAMP

SITES AND RECORDS BY YEAR		
YEAR	SITE	PRESEASON RECORD
1967-68	Brantford, Ont.	4-1-1
1968-69	Brantford, Ont	1-5-2
1969-70	Brantofrd, Ont	4-1-2
1970-71	Brantford, Ont	4-3-2
1971-72	Brantford, Ont	3-2-3
1972-73	Brantford, Ont	5-4-1
1973-74	Brantford, Ont	4-2-3
1974-75	Brantford, Ont	5-4-0
1975-76	Pittsburgh, PA	2-3-3
1976-77	Pittsburgh, PA	7-3-0
1977-78	Pittsburgh, PA	4-3-0
1978-79	Pittsburgh, PA	3-5-0
1979-80	Pittsburgh, PA	3-4-1
1980-81	Pittsburgh, PA	1-3-2
1981-82	Erie/Johnstown, PA	4-1-2
1982-83	Johnstown, PA	1-3-3
1983-84	Johnstown, PA	3-4-1
1984-85	Pittsburgh, PA	2-4-0
1985-86	Pittsburgh, PA	1-5-0
1986-87	Pittsburgh, PA	2-6-0
1987-88	Pittsburgh, PA	5-1-2
1988-89	Pittsburgh, PA	6-3-0
1989-90	Pittsburgh, PA	4-5-1
1990-91	Pittsburgh, PA	7-2-0
1991-92	Pittsburgh, PA/Denver, CO	4-3-2
1992-93	Pittsburgh, PA	3-5-1
1993-94	Pittsburgh, PA	5-4-0
1994-95	Pittsburgh, PA	3-5-1
1995-96	Canonsburg, PA	3-5-1
1996-97	Canonsburg, PA	2-6-1
1997-98	Canonsburg, PA	4-4-0
1998-99	Canonsburg, PA	4-2-3
1999-00	Canonsburg, PA	2-3-0-1
2000-01	Canonsburg/Wilkes-Barre, PA	3-4-0-0
2001-02	Canonsburg/Wilkes-Barre, PA	1-2-3-0
2002-03	Canonsburg/Wilkes-Barre, PA	2-4-1-0
2003-04	Canonsburg, PA	2-4-1-0
2005-06	Pittsburgh/Wilkes-Barre, PA	2-6-2
2006-07	Pittsburgh, PA/Moncton, Nova Scotia	2-2-3
2007-08	Pittsburgh, PA	1-3-2

TEAM AWARDS

MICHEL BRIERE MEMORIAL TROPHY - ROOKIE OF THE YEAR

The Michel Briere Memorial Trophy is awarded to the Penguins player judged to be the best rookie on the team. The trophy is presented in memory of the late Michel Briere, who was an outstanding forward in his only season with the Penguins in 1969-70.

1967-68	Les Binkley	1984-85	Mario Lemieux	2001-02	Johan Hedberg
1968-69	Jean Pronovost	1985-86	Jim Johnson	2002-03	No Winner
1969-70	Michel Briere	1986-87	No Winner	2003-04	Ryan Malone
1970-71	Greg Polis	1987-88	Rob Brown	2005-06	Sidney Crosby
1971-72	Dave Burrows	1988-89	Zarley Zalapski	2006-07	Evgeni Malkin & Jordan Staal
1972-73	No Winner	1989-90	Mark Recchi	2007-08	Kris Letang
1973-74	Ron Lalonde	1990-91	Jaromir Jagr		
1974-75	Pierre Larouche	1991-92	Jim Paek		
1975-76	No Winner	1992-93	Shawn McEachern		
1976-77	Greg Malone	1993-94	No Winner		
1977-78	Peter Lee	1994-95	No Winner		
1978-79	Greg Millen & Rod Schutt	1995-96	No Winner		
1979-80	Paul Marshall	1996-97	Patrick Lalime		
1980-81	Mark Johnson	1997-98	Peter Skudra		
1981-82	Mike Bullard	1998-99	Jan Hrdina		
1982-83	Dave Hannan	1999-00	Jean-Sebastien Aubin		
1983-84	Roberto Romano	2000-01	No Winner		

PLAYER'S PLAYER AWARD

The players hold a vote at the end of the season for the player they feel exemplifies leadership for the team both on and off of the ice, and a player who is dedicated to teamwork.

1967-68	No Award	1984-85	Warren Young	2001-02	Alexei Kovalev & Ian Moran
1968-69	Val Fonteyne	1985-86	Terry Ruskowski	2002-03	No Winner Announced
1969-70	Jean Pronovost & Dean Prentice	1986-87	Dan Quinn & Terry Ruskowski	2003-04	Kelly Buchberger
1970-71	Jean Pronovost	1987-88	Mario Lemieux	2005-06	John LeClair
1971-72	Jean Pronovost	1988-89	Randy Hillier	2006-07	Mark Recchi
1972-73	Lowell MacDonald	1989-90	Randy Hillier	2007-08	Ryan Malone
1973-74	Jean Pronovost	1990-91	Mark Recchi		
1974-75	Ron Schock	1991-92	Joe Mullen		
1975-76	Jean Pronovost	1992-93	Mario Lemieux		
1976-77	Denis Herron	1993-94	Ron Francis		
1977-78	Denis Herron	1994-95	Ron Francis		
1978-79	Greg Malone	1995-96	Ron Francis		
1979-80	Rick Kehoe	1996-97	Joe Mullen		
1980-81	Rick Kehoe	1997-98	Ron Francis		
1981-82	Mike Bullard	1998-99	Jaromir Jagr & Martin Straka		
1982-83	Pat Boutette	1999-00	Martin Straka		
1983-84	Denis Herron	2000-01	Martin Straka		

A.T. CAGGIANO MEMORIAL BOOSTER CLUB AWARD

Presented in the memory of long time Penguins locker room attendant Anthony "A.T." Caggiano. Booster Club Members vote for the three stars after every home game and tally their votes at the end of the regular season to determine the winner.

1974-75	Vic Hadfield	1985-86	Mario Lemieux	1996-97	Mario Lemieux
1975-76	Dave Burrows	1986-87	Mario Lemieux	1997-98	Jaromir Jagr
1976-77	Dunc Wilson	1987-88	Mario Lemieux	1998-99	Jaromir Jagr
1977-78	Denis Herron	1988-89	Mario Lemieux	1999-00	Jean-Sebastien Aubin
1978-79	Randy Carlyle	1989-90	Mario Lemieux	2000-01	Alexei Kovalev
1979-80	George Ferguson	1990-91	Mark Recchi	2001-02	Alexei Kovalev
1980-81	Randy Carlyle	1991-92	Mario Lemieux	2002-03	Mario Lemieux
1981-82	Michel Dion	1992-93	Mario Lemieux	2003-04	Ryan Malone
1982-83	Michel Dion	1993-94	Ron Francis	2005-06	Sidney Crosby
1983-84	Mike Bullard	1994-95	Jaromir Jagr	2006-07	Sidney Crosby
1984-85	Mario Lemieux	1995-96	Mario Lemieux	2007-08	Evgeni Malkin

BOB JOHNSON MEMORIAL BADGER BOB AWARD

Presented in the memory of the Penguins late head coach. The "Badger Bob" Award is presented to the player who, through his performance on the ice, his character and total dedication to his teammates for the success of the team, shows that every day is "A Great Day For Hockey."

1994-95	Ron Francis & Joe Mullen	1999-00	Jiri Slegr	2003-04	No Winner Announced
1995-96	Jaromir Jagr	2000-01	Martin Straka & Darius Kasparaitis	2005-06	No Winner Announced
1996-97	Joe Mullen			2006-07	No Winner Announced
1997-98	Ron Francis	2001-02	Ian Moran	2007-08	No Winner Announced
1998-99	Martin Straka	2002-03	No Winner Announced		

BAZ BASTIEN MEMORIAL AWARD - GOOD GUY AWARD

The Good Guy Award is presented by the Pittsburgh chapter of the Professional Hockey Writers Association to the player who the local media want to acknowledge for his cooperation throughout the year. The award is presented in the memory of the later Aldege "Baz" Bastien, Penguins general manager from 1976-83.

1983-84	Gary Rissling	1991-92	Larry Murphy	1999-00	Rob Brown
1984-85	Gary Rissling	1992-93	Kevin Stevens	2000-01	Alexei Kovalev
1985-86	Terry Ruskowski	1993-94	Joe Mullen	2001-02	Johan Hedberg
1986-87	Dan Frawley	1994-95	Larry Murphy	2002-03	Steve McKenna
1987-88	Randy Cunneynworth	1995-96	Petr Nedved	2003-04	Brooks Orpik
1988-89	Jim Johnson	1996-97	Ken Wregget	2005-06	Sidney Crosby
1989-90	Troy Loney	1997-98	Ron Francis	2006-07	Pittsburgh Penguins team
1990-91	Phil Bourque	1998-99	Jiri Slegr	2007-08	Ryan Whitney

THE EDWARD J. DEBARTOLO COMMUNITY SERVICE AWARD

The award recognizes the players who have donated a considerable amount of time during the season to working on community and charity projects.

1991-92	Troy Loney & Phil Bourque	1997-98	Chris Tamer & Tyler Wright	2003-04	Steve McKenna & Rico Fata
1992-93	Jim Paek & Shawn McEachern	1998-99	Rob Brown & Tyler Wright	2005-06	Ryan Malone, Marc-Andre Fleury, Colby Armstrong & Ryan Whitney
1993-94	Ken Wregget & Tom Barrasso	1999-00	Matthew Barnaby & Ian Moran	2006-07	Mark Recchi
1994-95	Ron Francis & Bryan Trottier	2000-01	Bob Boughner	2007-08	Georges Laraque
1995-96	Dave Roche	2001-02	Andrew Ference		
1996-97	Joe Dziedzic & Chris Tamer	2002-03	Johan Hedberg & Steve McKenna		

MASTERTON NOMINEE - COMEBACK PLAYER

The Pittsburgh chapter of the Professional Hockey Writers Association votes for the Penguins' Masterton nominee. Each NHL team selects a Masterton candidate from which the overall winner is chosen. The Masterton candidate is nominated as the player who best exemplifies the qualities of perseverance, sportsmanship and dedication to hockey.


1982-83	Greg Malone	1991-92	Joe Mullen	2000-01	Ian Moran
1983-84	Denis Herron	1992-93	Mario Lemieux	2001-02	Stephane Richer
1984-85	Gary Rissling & Warren Young	1993-94	Kevin Stevens	2002-03	Martin Straka
1985-86	Terry Ruskowski	1994-95	John Cullen	2003-04	Landon Wilson
1986-87	Randy Cunneynworth	1995-96	Ron Francis	2005-06	John LeClair
1987-88	Randy Hillier	1996-97	Joe Mullen	2006-07	Alain Nasreddine
1988-89	Phil Bourque	1997-98	Rob Brown	2007-08	Ty Conklin
1989-90	Mario Lemieux	1998-99	Darius Kasparaitis		
1990-91	Mario Lemieux	1999-00	Darius Kasparaitis		

MOST VALUABLE PLAYER AWARD

Based on the overall contribution the player makes to the team.

1967-68	Les Binkley	1979-80	George Ferguson	1994-95	Jaromir Jagr
1968-69	Keith McCreary	1980-81	Randy Carlyle	1995-96	Mario Lemieux
1969-70	Jean Pronovost	1981-82	Michel Dion	1996-97	Mario Lemieux
1970-71	Ron Schock	1982-83	Doug Shedden	1997-98	Ron Francis & Jaromir Jagr
1971-72	Jean Pronovost	1983-84	Mike Bullard	1998-99	Jaromir Jagr
1972-73	Dave Burrows	1984-85	Mario Lemieux	1999-00	Jaromir Jagr
1973-74	Syl Apps, Dave Burrows, Jean Peonovost & Lowell MacDonald	1985-86	Mario Lemieux	2000-01	Mario Lemieux
1974-75	Ron Schock & Ron Stackhouse	1986-87	Mario Lemieux	2001-02	Alexei Kovalev
1975-76	Pierre Larouche	1987-88	Mario Lemieux	2002-03	Mario Lemieux
1976-77	Dunc Wilson	1988-89	Mario Lemieux	2003-04	Dick Tarnstrom
1977-78	Pete Mahovlich	1989-90	Mario Lemieux	2005-06	Sidney Crosby
1978-79	Ron Stackhouse & Orest Kindrachuk	1990-91	Mark Recchi	2006-07	Sidney Crosby
		1991-92	Mario Lemieux	2007-08	Evgeni Malkin
		1992-93	Mario Lemieux		
		1993-94	Ron Francis		

PLAYOFF HISTORY



GAME BY GAME

1968**Did Not Qualify For Playoffs****1969****Did Not Qualify For Playoffs****1970****Quarterfinals vs. Oakland***(PIT won series, 4-0)*

Apr. 8	Oakland	1	at Pittsburgh	2	W
Apr. 9	Oakland	1	at Pittsburgh	3	W
Apr. 11	Pittsburgh	5	at Oakland	2	W
Apr. 12	Pittsburgh	3	at Oakland	2 (OT)	W

Semifinals vs. St. Louis*(STL won series, 4-2)*

Apr. 19	Pittsburgh	1	at St. Louis	3	L
Apr. 21	Pittsburgh	1	at St. Louis	4	L
Apr. 23	St. Louis	2	at Pittsburgh	3	W
Apr. 26	St. Louis	1	at Pittsburgh	2	W
Apr. 28	Pittsburgh	0	at St. Louis	5	L
Apr. 30	St. Louis	4	at Pittsburgh	3	L

1971**Did Not Qualify For Playoffs****1972****Quarterfinals vs. Chicago***(CHI won series, 4-0)*

Apr. 5	Pittsburgh	1	at Chicago	3	L
Apr. 6	Pittsburgh	2	at Chicago	3	L
Apr. 8	Chicago	2	at Pittsburgh	0	L
Apr. 9	Chicago	6	at Pittsburgh	5 (OT)	L

1973**Did Not Qualify For Playoffs****1974****Did Not Qualify For Playoffs****1975****Preliminary Round vs. St. Louis***(PIT won series, 2-0)*

Apr. 8	St. Louis	3	at Pittsburgh	4	W
Apr. 10	Pittsburgh	5	at St. Louis	3	W

Quarterfinals vs. NY Islanders*(NYI won series, 4-3)*

Apr. 13	NY Islanders	4	at Pittsburgh	5	W
Apr. 15	NY Islanders	1	at Pittsburgh	3	W
Apr. 17	Pittsburgh	6	at NY Islanders	4	W
Apr. 20	Pittsburgh	1	at NY Islanders	3	L
Apr. 22	NY Islanders	4	at Pittsburgh	2	L
Apr. 24	Pittsburgh	1	at NY Islanders	4	L
Apr. 26	NY Islanders	1	at Pittsburgh	0	L

1976**Preliminary Round vs. Toronto***(TOR won series, 2-1)*

Apr. 6	Pittsburgh	1	at Toronto	4	L
Apr. 8	Toronto	0	at Pittsburgh	2	W
Apr. 9	Pittsburgh	0	at Toronto	4	L

1977**Preliminary Round vs. Toronto***(TOR won series, 2-1)*

Apr. 5	Toronto	4	at Pittsburgh	2	L
Apr. 7	Pittsburgh	6	at Toronto	4	W
Apr. 9	Toronto	5	at Pittsburgh	2	L

1978**Did Not Qualify For Playoffs****1979****Preliminary Round vs. Buffalo***(PIT won series, 2-1)*

Apr. 10	Pittsburgh	4	at Buffalo	3	W
Apr. 12	Buffalo	3	at Pittsburgh	1	L
Apr. 14	Pittsburgh	4	at Buffalo	3 (OT)	W

Quarterfinals vs. Boston*(BOS won series, 4-0)*

Apr. 16	Pittsburgh	2	at Boston	6	L
Apr. 18	Pittsburgh	3	at Boston	4	L
Apr. 21	Boston	2	at Pittsburgh	1	L
Apr. 22	Boston	4	at Pittsburgh	1	L

1980**Preliminary Round vs. Boston***(BOS won series, 3-2)*

Apr. 8	Pittsburgh	4	at Boston	2	W
Apr. 10	Pittsburgh	1	at Boston	4	L
Apr. 12	Boston	1	at Pittsburgh	4	W
Apr. 13	Boston	8	at Pittsburgh	3	L
Apr. 14	Pittsburgh	2	at Boston	6	L

Game by Game

1981					
Preliminary Round vs. St. Louis					
<i>(STL won series, 3-2)</i>					
Apr. 8	Pittsburgh	2	at St. Louis	4	L
Apr. 9	Pittsburgh	6	at St. Louis	4	W
Apr. 11	St. Louis	5	at Pittsburgh	4	L
Apr. 12	St. Louis	3	at Pittsburgh	6	W
Apr. 14	Pittsburgh	3	at St. Louis	4 (2OT)	L

1982					
Preliminary Round vs. NY Islanders					
<i>(NYI won series, 3-2)</i>					
Apr. 7	Pittsburgh	1	at NY Islanders	8	L
Apr. 8	Pittsburgh	2	at NY Islanders	7	L
Apr. 10	NY Islanders	1	at Pittsburgh	2 (OT)	W
Apr. 11	NY Islanders	2	at Pittsburgh	5	W
Apr. 14	Pittsburgh	3	at NY Islanders	4 (OT)	L

1983					
Did Not Qualify For Playoffs					

1984					
Did Not Qualify For Playoffs					

1985					
Did Not Qualify For Playoffs					

1986					
Did Not Qualify For Playoffs					

1987					
Did Not Qualify For Playoffs					

1988					
Did Not Qualify For Playoffs					

1989					
Patrick Division Semifinals vs. NY Rangers					
<i>(PIT won series, 4-0)</i>					
Apr. 5	NY Rangers	1	at Pittsburgh	3	W
Apr. 6	NY Rangers	4	at Pittsburgh	7	W
Apr. 8	Pittsburgh	5	at NY Rangers	3	W
Apr. 9	Pittsburgh	4	at NY Rangers	3	W

Patrick Division Finals vs. Philadelphia					
<i>(PHI won series, 4-3)</i>					
Apr. 17	Philadelphia	3	at Pittsburgh	4	W
Apr. 19	Philadelphia	4	at Pittsburgh	2	L
Apr. 21	Pittsburgh	4	at Philadelphia	3 (OT)	W

Apr. 23	Pittsburgh	1	at Philadelphia	4	L
Apr. 25	Philadelphia	7	at Pittsburgh	10	W
Apr. 27	Pittsburgh	2	at Philadelphia	6	L
Apr. 29	Philadelphia	4	at Pittsburgh	1	L

1990					
Did Not Qualify For Playoffs					

1991					
Patrick Division Semifinals vs. New Jersey					
<i>(PIT won series, 4-3)</i>					
Apr. 3	New Jersey	3	at Pittsburgh	1	L
Apr. 5	New Jersey	4	at Pittsburgh	5 (OT)	W
Apr. 7	Pittsburgh	4	at New Jersey	3	W
Apr. 9	Pittsburgh	1	at New Jersey	4	L
Apr. 11	New Jersey	4	at Pittsburgh	2	L
Apr. 13	Pittsburgh	4	at New Jersey	3	W
Apr. 15	New Jersey	0	at Pittsburgh	4	W

Patrick Division Finals vs. Washington					
<i>(Pittsburgh won series, 4-1)</i>					
Apr. 17	Washington	4	at Pittsburgh	2	L
Apr. 19	Washington	6	at Pittsburgh	7 (OT)	W
Apr. 21	Pittsburgh	3	at Washington	1	W
Apr. 23	Pittsburgh	3	at Washington	1	W
Apr. 25	Washington	1	at Pittsburgh	4	W

Prince of Wales Conference Finals vs. Boston					
<i>(Pittsburgh won series, 4-2)</i>					
May 1	Pittsburgh	3	at Boston	6	L
May 3	Pittsburgh	4	at Boston	5 (OT)	L
May 5	Boston	1	at Pittsburgh	4	W
May 7	Boston	1	at Pittsburgh	4	W
May 9	Pittsburgh	7	at Boston	2	W
May 11	Boston	3	at Pittsburgh	5	W

Stanley Cup Finals vs. Minnesota					
<i>(Pittsburgh won series, 4-3)</i>					
May 15	Minnesota	5	at Pittsburgh	4	L
May 17	Minnesota	1	at Pittsburgh	4	W
May 19	Pittsburgh	1	at Minnesota	3	L
May 23	Minnesota	4	at Pittsburgh	6	W
May 25	Pittsburgh	8	at Minnesota	0	W

1992					
Patrick Division Semifinals vs. Washington					
<i>(Pittsburgh won series, 4-3)</i>					
Apr. 19	Pittsburgh	1	at Washington	3	L

Game by Game

Apr. 21	Pittsburgh	2	at Washington	6	L
Apr. 23	Washington	4	at Pittsburgh	6	W
Apr. 25	Washington	7	at Pittsburgh	2	L
Apr. 27	Pittsburgh	5	at Washington	2	W
Apr. 29	Washington	4	at Pittsburgh	6	W
May 1	Pittsburgh	3	at Washington	1	W

Patrick Division Finals vs. NY Rangers*(Pittsburgh won series, 4-2)*

May 3	Pittsburgh	4	at NY Rangers	2	W
May 5	Pittsburgh	2	at NY Rangers	4	L
May 7	NY Rangers	6	at Pittsburgh	5 (OT)	L
May 9	NY Rangers	4	at Pittsburgh	5 (OT)	W
May 11	Pittsburgh	3	at NY Rangers	2	W
May 13	NY Rangers	1	at Pittsburgh	5	W

Prince of Wales Conference Finals vs. Boston*(Pittsburgh won series, 4-0)*

May 17	Boston	3	at Pittsburgh	4 (OT)	W
May 19	Boston	2	at Pittsburgh	5	W
May 21	Pittsburgh	5	at Boston	1	W
May 23	Pittsburgh	5	at Boston	1	W

Stanley Cup Finals vs. Chicago*(Pittsburgh won series, 4-0)*

May 26	Chicago	4	at Pittsburgh	5	W
May 28	Chicago	1	at Pittsburgh	3	W
May 30	Pittsburgh	1	at Chicago	0	W
June 1	Pittsburgh	6	at Chicago	5	W

1993**Patrick Division Semifinals vs. New Jersey***(Pittsburgh won series, 4-1)*

Apr. 18	New Jersey	3	at Pittsburgh	6	W
Apr. 20	New Jersey	0	at Pittsburgh	7	W
Apr. 22	Pittsburgh	4	at New Jersey	3	W
Apr. 25	Pittsburgh	1	at New Jersey	4	L
Apr. 26	New Jersey	3	at Pittsburgh	5	W

Patrick Division Finals vs. NY Islanders*(NY Islanders won series, 4-3)*

May 2	NY Islanders	3	at Pittsburgh	2	L
May 4	NY Islanders	0	at Pittsburgh	3	W
May 6	Pittsburgh	3	at NY Islanders	1	W
May 8	Pittsburgh	5	at NY Islanders	6	L
May 10	NY Islanders	3	at Pittsburgh	6	W
May 12	Pittsburgh	5	at NY Islanders	7	L
May 14	NY Islanders	4	at Pittsburgh	3 (OT)	L

1994**Eastern Conference Quarterfinals vs. Washington***(Washington won series, 4-2)*

Apr. 17	Washington	5	at Pittsburgh	3	L
Apr. 19	Washington	1	at Pittsburgh	2	W
Apr. 21	Pittsburgh	0	at Washington	2	L
Apr. 23	Pittsburgh	1	at Washington	4	L
Apr. 25	Washington	2	at Pittsburgh	3	W
Apr. 27	Pittsburgh	3	at Washington	6	L

1995**Eastern Conference Quarterfinals vs. Washington***(PIT won series, 4-3)*

May 6	Washington	5	at Pittsburgh	4	L
May 8	Washington	3	at Pittsburgh	5	W
May 10	Pittsburgh	2	at Washington	6	L
May 12	Pittsburgh	2	at Washington	6	L
May 14	Washington	5	at Pittsburgh	6 (OT)	W
May 16	Pittsburgh	7	at Washington	1	W
May 18	Washington	0	at Pittsburgh	3	W

Eastern Conference Semifinals vs. New Jersey*(NJ won series, 4-1)*

May 20	New Jersey	2	at Pittsburgh	3	W
May 22	New Jersey	4	at Pittsburgh	2	L
May 24	Pittsburgh	1	at New Jersey	5	L
May 26	Pittsburgh	1	at New Jersey	2 (OT)	L
May 28	New Jersey	4	at Pittsburgh	1	L

1996**Eastern Conference Quarterfinals vs. Washington***(PIT won series, 4-2)*

Apr. 17	Washington	6	at Pittsburgh	4	L
Apr. 19	Washington	5	at Pittsburgh	3	L
Apr. 22	Pittsburgh	4	at Washington	1	W
Apr. 24	Pittsburgh	3	at Washington	2 (4OT)	W
Apr. 26	Washington	1	at Pittsburgh	4	W
Apr. 28	Pittsburgh	3	at Washington	2	W

Eastern Conference Semifinals vs. NY Rangers*(PIT won series, 4-1)*

May 3	NY Rangers	3	at Pittsburgh	4	W
May 5	NY Rangers	6	at Pittsburgh	3	L
May 7	Pittsburgh	3	at NY Rangers	2	W
May 9	Pittsburgh	4	at NY Rangers	1	W
May 11	NY Rangers	3	at Pittsburgh	7	W

Game by Game

Eastern Conference Finals vs. Florida*(FLA won series, 4-3)*

May 18	Florida	5	at Pittsburgh	1	L
May 20	Florida	2	at Pittsburgh	3	W
May 24	Pittsburgh	2	at Florida	5	L
May 26	Pittsburgh	2	at Florida	1	W
May 28	Florida	0	at Pittsburgh	3	W
May 30	Pittsburgh	3	at Florida	4	L
June 1	Florida	3	at Pittsburgh	1	L

1997**Eastern Conference Quarterfinals vs. Philadelphia***(PHI won series, 4-1)*

Apr. 17	Pittsburgh	1	at Philadelphia	5	L
Apr. 19	Pittsburgh	2	at Philadelphia	3	L
Apr. 21	Philadelphia	5	at Pittsburgh	3	L
Apr. 23	Philadelphia	1	at Pittsburgh	4	W
Apr. 26	Pittsburgh	3	at Philadelphia	6	L

1998**Eastern Conference Quarterfinals vs. Montreal***(MTL won series, 4-2)*

Apr. 23	Montreal	3	at Pittsburgh	2 (OT)	L
Apr. 25	Montreal	1	at Pittsburgh	4	W
Apr. 27	Pittsburgh	1	at Montreal	3	L
Apr. 29	Pittsburgh	6	at Montreal	3	W
May 1	Montreal	5	at Pittsburgh	2	L
May 3	Pittsburgh	0	at Montreal	3	L

1999**Eastern Conference Quarterfinals vs. New Jersey***(PIT won series, 4-3)*

Apr. 22	Pittsburgh	1	at New Jersey	3	L
Apr. 24	Pittsburgh	4	at New Jersey	1	W
Apr. 25	New Jersey	2	at Pittsburgh	4	W
Apr. 27	New Jersey	4	at Pittsburgh	2	L
Apr. 30	Pittsburgh	3	at New Jersey	4	L
May 2	New Jersey	2	at Pittsburgh	3 (OT)	W
May 4	Pittsburgh	4	at New Jersey	2	W

Eastern Conference Semifinals vs. Toronto*(TOR won series, 4-2)*

May 7	Pittsburgh	2	at Toronto	0	W
May 9	Pittsburgh	2	at Toronto	4	L
May 11	Toronto	3	at Pittsburgh	4	W
May 13	Toronto	3	at Pittsburgh	2 (OT)	L
May 15	Pittsburgh	1	at Toronto	4	L
May 17	Toronto	4	at Pittsburgh	3 (OT)	L

2000**Eastern Conference Quarterfinals vs. Washington***(PIT won series, 4-1)*

Apr. 13	Pittsburgh	7	at Washington	0	W
Apr. 15	Washington	1	at Pittsburgh	2 (OT)	W
Apr. 17	Washington	3	at Pittsburgh	4	W
Apr. 19	Pittsburgh	2	at Washington	3	L
Apr. 21	Pittsburgh	2	at Washington	1	W

Eastern Conference Semifinals vs. Philadelphia*(PHI won series, 4-2)*

Apr. 27	Pittsburgh	2	at Philadelphia	0	W
Apr. 29	Pittsburgh	4	at Philadelphia	1	W
May 2	Philadelphia	4	at Pittsburgh	3 (OT)	L
May 4	Philadelphia	2	at Pittsburgh	1 (5OT)	L
May 7	Pittsburgh	3	at Philadelphia	6	L
May 9	Philadelphia	2	at Pittsburgh	1	L

2001**Eastern Conference Quarterfinals vs. Washington***(PIT won series, 4-2)*

Apr. 12	Pittsburgh	0	at Washington	1	L
Apr. 14	Pittsburgh	2	at Washington	1	W
Apr. 16	Washington	0	at Pittsburgh	3	W
Apr. 18	Washington	4	at Pittsburgh	3 (OT)	L
Apr. 21	Pittsburgh	2	at Washington	1	W
Apr. 23	Washington	3	at Pittsburgh	4 (OT)	W

Eastern Conference Semifinals vs. Buffalo*(PIT won series, 4-3)*

Apr. 26	Pittsburgh	3	at Buffalo	0	W
Apr. 28	Pittsburgh	3	at Buffalo	1	W
Apr. 30	Buffalo	4	at Pittsburgh	1	L
May 2	Buffalo	5	at Pittsburgh	2	L
May 5	Pittsburgh	2	at Buffalo	3 (OT)	L
May 8	Buffalo	2	at Pittsburgh	3 (OT)	W
May 10	Pittsburgh	3	at Buffalo	2 (OT)	W

Eastern Conference Finals vs. New Jersey*(NJ won series, 4-1)*

May 12	Pittsburgh	1	at New Jersey	3	L
May 15	Pittsburgh	4	at New Jersey	2	W
May 17	New Jersey	3	at Pittsburgh	0	L
May 19	New Jersey	5	at Pittsburgh	0	L
May 22	Pittsburgh	2	at New Jersey	4	L

2002 Did Not Qualify For Playoffs
--

2003 Did Not Qualify For Playoffs
--

2004 Did Not Qualify For Playoffs
--

2005 No Season

2006 Did Not Qualify For Playoffs
--

2007 Eastern Conference Quarterfinals vs. Ottawa <i>(OTT won series, 4-1)</i>

Apr. 11	Pittsburgh	3	at Ottawa	6	L
Apr. 14	Pittsburgh	4	at Ottawa	3	W
Apr. 15	Ottawa	4	at Pittsburgh	2	L
Apr. 17	Ottawa	2	at Pittsburgh	1	L
Apr. 19	Pittsburgh	0	at Ottawa	3	L

2008 Eastern Conference Quarterfinals vs. Ottawa <i>(PIT won series, 4-0)</i>

Apr. 9	Ottawa	0	at Pittsburgh	4	W
Apr. 11	Ottawa	3	at Pittsburgh	5	W
Apr. 14	Pittsburgh	4	at Ottawa	1	W
Apr. 17	Pittsburgh	3	at Ottawa	1	W

Eastern Conference Semifinals vs. NY Rangers <i>(PIT won series, 4-1)</i>

Apr. 25	NY Rangers	4	at Pittsburgh	5	W
Apr. 27	NY Rangers	0	at Pittsburgh	2	W
Apr. 29	Pittsburgh	5	at NY Rangers	3	W
May 1	Pittsburgh	0	at NY Rangers	3	L
May 4	NY Rangers	2	at Pittsburgh	3 (OT)	W

Eastern Conference Finals vs. Philadelphia <i>(PIT won series, 4-1)</i>

May 9	Philadelphia	2	at Pittsburgh	4	W
May 11	Philadelphia	2	at Pittsburgh	4	W
May 13	Pittsburgh	4	at Philadelphia	1	W
May 15	Pittsburgh	2	at Philadelphia	4	L
May 18	Philadelphia	0	at Pittsburgh	6	W

Stanley Cup Final vs. Detroit <i>(DET won series, 4-2)</i>
--

May 24	Pittsburgh	0	at Detroit	4	L
May 26	Pittsburgh	0	at Detroit	3	L
May 28	Detroit	2	at Pittsburgh	3	W
May 31	Detroit	2	at Pittsburgh	1	L
June 2	Pittsburgh	4	at Detroit	3 (3OT)	W
June 4	Detroit	3	at Pittsburgh	2	L

PLAYOFF RECORDS

ALL-TIME AGAINST OPPONENTS

OPPONENT	SERIES	W	L	GP	W	L	GF	GA	LAST	SERIES
Washington	7	6	1	42	26	16	137	121	2001	CQF - Won 4-2
New Jersey	5	3	2	29	14	15	80	86	2001	QF - Lost 4-1
Philadelphia	4	1	3	23	10	13	71	75	2008	CF - Won 4-1
NY Rangers	4	4	0	20	16	4	79	57	2008	CSF - Won 4-1
Boston	4	2	2	19	10	9	67	62	1992	SF - Won 4-0
St. Louis	3	1	2	13	6	7	40	45	1981	PR - Lost 3-2
NY Islanders	3	0	3	19	8	11	58	67	1993	DF - Lost 4-3
Toronto	3	0	3	12	4	8	27	39	1999	CSF - Lost 4-2
Buffalo	2	2	0	10	6	4	26	26	2001	CSF - Won 4-3
Chicago	2	1	1	8	4	4	23	24	1992	F - Won 4-0
Ottawa	2	1	1	9	5	4	26	23	2008	CQF - Won 4-1
Minnesota	1	1	0	6	4	2	28	16	1991	F - Won 4-2
Oakland	1	1	0	4	4	0	13	6	1970	QF - Won 4-0
Detroit	1	0	1	6	2	4	10	17	2008	F - Lost 4-2
Florida	1	0	1	7	3	4	15	20	1996	CF - Lost 4-3
Montreal	1	0	1	6	2	4	15	18	1998	CQF - Lost 4-2
TOTAL	44	21	21	233	124	109	715	702		

COACH RECORDS

COACHES	SERIES	W-L	GAMES	W-L
Bob Johnson	4	4-0	24	16-8
Scott Bowman	6	5-1	33	23-10
Ivan Hlinka	3	2-1	18	9-9
Eddie Johnston	8	3-5	46	22-24
Gene Ubriaco	2	1-1	11	7-4
Herb Brooks	2	1-1	11	6-5
Marc Bolieau	2	1-1	9	5-4
Kevin Constantine	3	1-2	19	8-11
Red Kelly	3	1-2	14	6-8
Johnny Wilson	3	1-2	12	4-8
Ken Schinkel	2	0-2	6	2-4
Craig Patrick	1	0-1	5	1-4
Michel Therrien	5	3-2	25	15-10
TOTAL	44	23-21	252	124-109

RECORDS BY GAME

	OVERALL	HOME	ROAD
Game One	19-24	13-11	7-13
Game Two	28-16	19-5	9-11
Game Three	26-17	10-11	16-6
Game Four	17-23	6-12	11-11
Game Five	18-15	12-4	6-11
Game Six	10-10	6-4	4-6
Game Seven	5-4	2-4	3-0
TOTAL	124-109	68-51	56-57

RECORDS BY SERIES

SERIES	PLAYED	W-L
Record in Stanley Cup Finals	3	2-1
Record in Semifinals/Conference Finals	6	3-3
Record in Quarterfinals/Division Finals	14	6-8
Record in Preliminary Round/Division Semifinals/ Conference Quarterfinals	21	12-9
Record in Two-Game Series	1	1-0
Record in Three-Game Series	3	1-2
Record in Four-Game Series	7	5-2
Record in Five-Game Series	11	5-6
Record in Six-Game Series	10	5-5
Record in Seven-Game Series	9	5-4

MISCELLANEOUS RECORDS

Years in the Playoffs	20	
Most Consecutive Years	11	1991 to 2001
Most Consecutive Wins	14	5/9/92 to 4/22/93#
Most Consecutive Home Wins	9	5/9/92 to 4/26/93
Most Consecutive Road Wins	6	5/11/92 to 4/22/93

#NHL Record

PENGUINS' PLAYOFF LEADERS

GAMES PLAYED		POINTS		GOALS		ASSISTS		POWER-PLAY GOALS						
1.	Jagr	140	1.	Lemieux	172	1.	Lemieux	76	1.	Lemieux	96	1.	Lemieux	29
2.	Lemieux	107	2.	Jagr	147	2.	Jagr	65	2.	Jagr	82	2.	Stevens	20
3.	Stevens	103	3.	Stevens	106	3.	Stevens	46	3.	Francis	68	3.	Jagr	19
4.	Barrasso	101	4.	Francis	100	4.	Francis	32	4.	Stevens	60			
5.	Francis	97	5.	Murphy	72	5.	Mullen	16	5.	Murphy	57			

SHORT-HANDED GOALS		GAME-WINNING GOALS		WINS		GAA		SHUTOUTS						
1.	Lemieux	7	1.	Jagr	14	1.	Barrasso	56	1.	Tugnutt	1.77	1.	Barrasso	6
2.	Jagr	2	2.	Lemieux	11	2.	Fleury	14	2.	Binkley	2.09	2.	Fleury	3
	Errey	2	3.	Stevens	9	3.	Wregget	13	3.	Fleury	2.30	3.	Hedberg	2
	Olczyk	2		Francis	9	4.	Hedberg	9		Hedberg	2.30		Tugnutt	2
						5.	Tugnutt	6	5.	Inness	2.67	5.	Wregget	1
						6.	Binkley	5	6.	Wregget	2.86		Pietrangelo	1
							Inness	5					Plasse	1

GOALTENDERS' PLAYOFF LEADERS

PLAYER	GP	MP	GF	GA	ENG	SO	SAVES	GAA	W-L
Jean-Sebastien Aubin	1	1	0	0	0	0	0	0.00	0-0
Jocelyn Thibault	1	8	2	0	0	0	1	0.00	0-0
Wendell Young	1	39	1	1	0	0	10	1.54	0-0
Ron Tugnutt	11	746	29	22	0	2	376	1.77	6-5
Les Binkley	7	428	18	15	0	0	183	2.10	5-2
Marc-Andre Fleury	25	1537	69	59	2	3	701	2.30	15-10
Johan Hedberg	18	1123	38	43	1	2	439	2.30	9-9
Gary Inness	9	540	27	24	3	0	273	2.67	5-4
Michel Plasse	3	180	3	8	0	1	85	2.67	1-2
Ken Wregget	26	1597	82	78	5	1	816	2.86	13-12
Tom Barrasso	101	5918	334	287	12	6	2523	2.91	56-42
Peter Skudra	1	20	2	1	0	0	10	3.00	0-0
Frank Pietrangelo	5	288	19	15	1	1	133	3.13	4-1
Al Smith	3	180	5	10	0	0	79	3.33	1-2
Denis Herron	10	601	26	35	3	0	298	3.49	3-7
Jim Rutherford	4	240	8	14	0	0	131	3.50	0-4
Greg Millen	10	625	35	40	1	0	297	3.84	4-6
Michel Dion	5	310	13	22	0	0	164	4.26	2-3
TOTALS	233	14,388	715	700	28	16	6,519	2.92	124-109

PLAYER RECORDS

CAREER		
Games Played	140	Jaromir Jagr
Goals	76	Mario Lemieux
Assists	96	Mario Lemieux
Points	172	Mario Lemieux
Penalty Minutes	170	Kevin Stevens
Power Play Goals	29	Mario Lemieux
Games Played, Goalie	101	Tom Barrasso
Wins	56	Tom Barrasso
Goals-Against Average	1.77	Ron Tugnutt
Minutes Played	5,918	Tom Barrasso

YEAR			
Goals	17	1991	Kevin Stevens
Assists	28	1991	Mario Lemieux
Points	44	1991	Mario Lemieux
Penalty Minutes	66	1989	Phil Bourque
Power-Play Goals	8	1992	Mario Lemieux
Game-Winning Goals	5	1992	Mario Lemieux
Shots	93	1991	Mario Lemieux
Goals, Defenseman	5	1991	Larry Murphy
Assists, Defenseman	18	1991	Larry Murphy
Points, Defenseman	23	1991	Larry Murphy
Saves	578	1991	Tom Barrasso

PERIOD			
Goals	4	4/25/89 vs. Philadelphia	Mario Lemieux*
Assists	3	5/8/95 vs. Washington	Ran Francis
		4/19/91 vs. Washington	Paul Coffey
		4/25/89 vs. Philadelphia	Mario Lemieux
Points	4	4/23/92 vs. Washington	Lemieux (2+2)*
		4/25/89 vs. Philadelphia	Lemieux(4+0)*
Shots	7	4/11/91 vs. New Jersey	Larry Murphy
		4/16/08 at Ottawa	Marian Hossa
Penalties	6	4/13/80 at Boston	Kim Clackson
PIMs	26	4/13/80 at Boston	Kim Clackson
Saves	27	4/21/97 vs. Philadelphia	Ken Wregget

*NHL record

GAME			
Goals	5	4/25/89 vs. Philadelphia	Mario Lemieux
Assists	4	Eight Times - Last Time	
		4/11/08 vs. Ottawa	Sidney Crosby
Points	8	4/25/89 vs. Philadelphia	Lemieux (5+3)*
Shots	12	4/24/96 at Washington	Jaromir Jagr
		4/29/92 vs. Washington	Kevin Stevens
Penalties	8	4/13/80 at Boston	Kim Clackson
PIMs	32	4/19/70 at St. Louis	Tracy Pratt
Saves	70	5/4/00 vs. Philadelphia	Ron Tugnutt
PIMs	26	4/13/80 at Boston	Kim Clackson
Saves	27	4/21/97 vs. Philadelphia	Ken Wregget

*NHL record

SERIES			
Goals	9	1989 vs. Philadelphia	Mario Lemieux
Assists	11	1995 vs. Washington	Ron Francis
Points	17	1992 vs. Washington	Mario Lemieux
PIMs	43	1989 vs. NY Rangers	Randy Hillier
		1970 vs. St. Louis	Tracy Pratt

STREAKS			
Goals	7 games	4/26/96-5/11/96	Mario Lemieux (10)
		5/3/91-5/17/91	Mario Lemieux (8)
Assists	10 games	4/19/91-5/11/91	Mario Lemieux (16)
Points	15 games	4/13/91-5/17/91	Lemieux (11+18)

OVERTIME GAMES

DATE	PLAYER	TIME	OPPONENT	GAME #	SCORE
6/2/08	Petr Sykora	49:57	at Detroit	Game #5	4-3
5/4/08	Marian Hossa	7:10	vs. NY Rangers	Game #5	3-2
5/10/01	Darius Kasparaitis	13:01	at Buffalo	Game #7	3-2
5/8/01	Martin Straka	11:29	vs. Buffalo	Game #6	3-2
5/5/01	Stu Barnes	8:34	at Buffalo	Game #5	2-3
4/23/01	Martin Straka	13:04	vs. Washington	Game #6	4-3
4/18/01	Jeff Halpern	4:01	vs. Washington	Game #4	3-4
5/4/00	Keith Primeau	92:01	vs. Philadelphia	Game #4	1-2
5/2/00	Andy Delmore	11:01	vs. Philadelphia	Game #3	3-4
4/15/00	Jaromir Jagr	5:49	vs. Washington	Game #2	2-1
5/17/99	Garry Valk	1:58	vs. Toronto	Game #6	3-4
5/13/99	Sergei Berezin	2:18	vs. Toronto	Game #4	2-3
5/2/99	Jaromir Jagr	8:59	vs. New Jersey	Game #6	3-2
4/23/98	Benoit Brunet	18:43	vs. Montreal	Game #1	2-3
4/24/96	Petr Nedved	79:15	at Washington	Game #4	3-2
5/26/95	Neil Broten	18:36	at New Jersey	Game #4	1-2
5/14/95	Luc Robitaille	4:30	vs. Washington	Game #5	6-5
5/14/93	David Volek	5:16	vs. NY Islanders	Game #7	3-4
5/17/92	Jaromir Jagr	9:44	vs. Boston	Game #1	4-3
5/9/92	Ron Francis	2:47	vs. NY Rangers	Game #4	5-4
5/7/92	Kris King	1:29	vs. NY Rangers	Game #3	5-6
5/3/91	Vladimir Ruzicka	8:14	at Boston	Game #2	4-5
4/19/91	Kevin Stevens	8:10	vs. Washington	Game #2	7-6
4/5/91	Jaromir Jagr	8:52	vs. New Jersey	Game #2	5-4
4/21/89	Phil Bourque	12:08	at Philadelphia	Game #3	4-3
4/13/82	John Tonelli	6:10	at NY Islanders	Game #5	3-4
4/10/82	Rick Kehoe	4:14	vs. NY Islanders	Game #3	2-1
4/14/81	Mike Crombeen	25:16	at St. Louis	Game #5	3-4
4/14/79	Geroge Ferguson	0:47	at Buffalo	Game #3	4-3
4/9/72	Pit Martin	0:12	vs. Chicago	Game #4	5-6
4/12/70	Michel Briere	8:28	at Oakland	Game #4	3-2

OVERALL OVERTIME RECORD: 17-14
HOME OVERTIME RECORD: 6-5
ROAD OVERTIME RECORD: 11-9

PLAYOFF SCORING

RANK	PLAYER	GP	G	A	PTS	PIMS
1.	Mario Lemieux	107	76	96	172	87
2.	Jaromir Jagr	140	65	82	147	121
3.	Kevin Stevens	103	46	60	106	170
4.	Ron Francis	97	32	68	100	67
5.	Larry Murphy	74	15	57	72	73
6.	Martin Straka	65	19	27	46	30
7.	Mark Recchi	29	10	28	38	33
8.	Rick Tocchet	32	15	22	37	68
9.	SIDNEY CROSBY	25	9	23	32	16
10.	Joe Mullen	62	16	15	31	20
11.	Alexei Kovalev	39	11	17	28	40
12.	EVGENI MALKIN	25	10	16	26	32
13.	Marian Hossa	20	12	14	26	12
14.	Paul Coffey	23	4	22	26	37
15.	Phil Bourque	56	13	12	25	107
16.	Jan Hrdina	40	10	14	24	22
17.	Petr Nedved	23	11	12	23	28
18.	Troy Loney	66	8	14	22	97
19.	Rick Kehoe	37	4	17	21	2
20.	Rob Brown	41	9	10	19	34
21.	Robert Lang	45	7	12	19	6
22.	SERGEI GONCHAR	25	2	16	18	10
23.	Jean Pronovost	29	9	9	18	12
24.	Shawn McEachern	48	6	11	17	24
25.	Ryan Malone	25	6	10	16	25
26.	Ulf Samuelsson	66	4	12	16	123
27.	Sergei Zubov	18	1	14	15	26
28.	George Ferguson	22	4	11	15	13
29.	Rod Schutt	22	8	6	14	26
30.	Bryan Trottier	46	7	7	14	57
31.	Randy Carlyle	22	6	8	14	41
32.	Ron Schock	29	2	12	14	23
33.	Bob Errey	49	9	4	13	51
34.	Ron Stackhouse	32	5	8	13	38
35.	Jiri Slegr	29	3	10	13	33
36.	Tomas Sandstrom	36	7	5	12	50
37.	Paul Stanton	44	2	10	12	66
38.	Luc Robitaille	12	7	4	11	26
39.	Gregg Sheppard	17	4	7	11	2
40.	John Cullen	20	3	8	11	36
41.	Jock Callander	22	3	8	11	12
42.	Pierre Larouche	15	2	9	11	2
43.	JORDAN STAAL	25	9	1	10	16
44.	MAXIME TALBOT	22	3	7	10	43

RANK	PLAYER	GP	G	A	PTS	PIMS
45.	Lowell MacDonald	15	6	4	10	8
46.	Janne Laukkanen	29	4	6	10	24
47.	Andrew Ference	18	3	7	10	16
48.	J.J. Daigneault	17	1	9	10	36
49.	Petr Sykora	20	6	3	9	16
50.	Dan Quinn	11	6	3	9	10
51.	Bob Kelly	15	6	3	9	23
52.	Bryan Smolinski	18	5	4	9	10
53.	Aleksey Morozov	39	4	5	9	8
54.	Kip Miller	13	2	7	9	19
55.	Dave Roche	16	2	7	9	51
56.	Colin Campbell	19	2	7	9	51
57.	Zarley Zalapski	11	1	8	9	13
58.	RYAN WHITNEY	25	2	6	8	31
59.	Gary Roberts	16	4	4	8	34
60.	Michel Briere	10	5	3	8	17
61.	Mike Bullard	9	4	4	8	4
62.	Syl Apps	19	4	4	8	23
63.	Kevin Hatcher	24	4	4	8	20
64.	German Titov	11	3	5	8	4
65.	Randy Cunneynworth	11	3	5	8	26
66.	Greg Malone	18	3	5	8	32
67.	Glen Murray	18	2	6	8	10
68.	Peter Taglianetti	39	1	7	8	83
69.	Peter Lee	19	0	8	8	4
70.	Chris Tamer	37	0	8	8	52
71.	PASCAL DUPUIS	20	2	5	7	18
72.	Ken Schinkel	13	6	1	7	4
73.	Vic Hadfield	10	5	2	7	11
74.	Mark Johnson	10	4	3	7	6
75.	Stu Barnes	11	3	4	7	2
76.	Paul Gardner	10	2	5	7	10
77.	Dean Prentice	12	2	5	7	8
78.	Scott Young	17	1	6	7	2
79.	Ian Moran	61	1	6	7	20
80.	Kjell Samuelsson	44	0	7	7	72
81.	Tom Barrasso	101	0	7	7	36
82.	Gary McAdam	12	3	3	6	9
83.	Chuck Arnason	9	2	4	6	4
84.	Jiri Hrdina	35	2	4	6	22
85.	Mike Ramsey	13	0	6	6	4
86.	Jeff Daniels	12	3	2	5	0
87.	Orest Kindrachuk	7	4	1	5	7
88.	Kevin Miller	18	3	2	5	8

Playoff Scoring

RANK	PLAYER	GP	G	A	PTS	PIMS
89.	Tyler Wright	30	3	2	5	40
90.	Ross Lonsberry	17	2	3	5	13
91.	Norm Maciver	12	1	4	5	8
92.	Dave Tippett	12	1	4	5	14
93.	Jim Paek	27	1	4	5	8
94.	Gord Roberts	43	1	4	5	95
95.	Tom Bladon	8	0	5	5	2
96.	Jim Johnson	11	0	5	5	44
97.	Josef Beranek	29	0	5	5	8
98.	TYLER KENNEDY	20	0	4	4	13
99.	Adam Hall	17	3	1	4	8
100.	Pat Boutette	5	3	1	4	8
101.	Dave Burrows	20	1	3	4	16
102.	Joe Dziedzic	21	1	3	4	23
103.	Mario Faubert	10	2	2	4	6
104.	Nick Harbaruk	14	3	1	4	20
105.	Darius Kasparaitis	38	2	2	4	50
106.	Francois Leroux	33	1	3	4	34
107.	Keith McCreary	11	0	4	4	6
108.	Wayne Primeau	18	1	3	4	2
109.	Fredrik Olausson	11	0	4	4	2
110.	Duane Rupp	10	2	2	4	8
111.	Jarkko Ruutu	25	2	1	3	36
112.	ROB SCUDERI	25	0	3	3	4
113.	Georges Laraque	17	1	2	3	4
114.	Bob Leiter	4	3	0	3	0
115.	Jim Hamilton	6	3	0	3	0
116.	Eddie Olczyk	11	3	0	3	16
117.	Andre St. Laurent	5	2	1	3	8
118.	Blair Chapman	10	2	1	3	9
119.	Troy Murray	12	2	1	3	12
120.	Rene Corbet	24	2	1	3	21
121.	Brad Werenka	19	2	1	3	14
122.	Chris Joseph	25	2	1	3	20
123.	Wally Boyer	10	1	2	3	0
124.	Dunc McCallum	10	1	2	3	12
125.	Bob Woytowich	10	1	2	3	2
126.	Jason Woolley	5	0	3	3	0
127.	Greg Hotham	5	0	3	3	6
128.	Jim Morrison	8	0	3	3	10
129.	Russ Anderson	10	0	3	3	28
130.	Bryan Hextall	14	0	3	3	43
131.	KRIS LETANG	16	0	2	2	12
132.	BROOKS ORPIK	25	0	2	2	26
133.	Mike Needham	14	2	0	2	4
134.	Michel Ouellet	5	0	2	2	6

RANK	PLAYER	GP	G	A	PTS	PIMS
135.	Stan Gilbertson	3	1	1	2	2
136.	Nick Libbett	5	1	1	2	0
137.	Rick MacLeish	5	1	1	2	0
138.	Kevin McClelland	5	1	1	2	5
139.	Bob Stewart	5	1	1	2	2
140.	Dave Michayluk	7	1	1	2	0
141.	Pat Price	10	1	1	2	49
142.	Brad Lauer	12	1	1	2	4
143.	Grant Jennings	38	1	1	2	38
144.	Darryl Edestrand	4	0	2	2	0
145.	Greg Polis	4	0	2	2	0
146.	Glen Sather	10	0	2	2	17
147.	Bob Boughner	29	0	3	3	37
148.	Gord Dineen	11	0	2	2	8
149.	Val Fonteyne	14	0	2	2	2
150.	Matthew Barnaby	24	0	2	2	64
151.	HAL GILL	20	0	1	1	12
152.	John Slaney	2	1	0	1	2
153.	Len Barrie	4	1	0	1	8
154.	Colby Armstrong	5	0	1	1	11
155.	Greg Johnson	5	1	0	1	2
156.	Peter Laframboise	9	1	0	1	0
157.	Pat Falloon	10	1	0	1	2
158.	Greg Andrusak	12	1	0	1	6
159.	Bobby Dollas	13	1	0	1	6
160.	Dan Kesa	13	1	0	1	0
161.	Randy Gilhen	16	1	0	1	14
162.	Pete Mahovlich	2	0	1	1	0
163.	Don Awrey	3	0	1	1	0
164.	Wayne Bianchin	3	0	1	1	6
165.	Jacques Cossette	3	0	1	1	4
166.	Dave McLlwain	3	0	1	1	0
167.	Ed Van Impe	3	0	1	1	2
168.	Tim Horton	4	0	1	1	2
169.	Al McDonough	4	0	1	1	0
170.	Eddie Shack	4	0	1	1	15
171.	Frank Pietrangelo	5	0	1	1	2
172.	Gary Rissling	5	0	1	1	4
173.	Greg Brown	6	0	1	1	4
174.	Barry Wilkins	6	0	1	1	4
175.	Marc Chorney	7	0	1	1	2
176.	Bob Paradise	7	0	1	1	17
177.	Bob McManama	8	0	1	1	6
178.	Dennis Owchar	8	0	1	1	6
179.	Dave Hannan	8	0	1	1	4
180.	Paul Baxter	10	0	1	1	42

Playoff Scoring

RANK	PLAYER	GP	G	A	PTS	PIMS
181.	Tracy Pratt	10	0	1	1	51
182.	Alex Hicks	11	0	1	1	4
183.	Marc Bergevin	12	0	1	1	2
184.	Dmitri Mironov	15	0	1	1	10
185.	Randy Hillier	17	0	1	1	73
186.	Neil Wilkinson	20	0	1	1	18
187.	Ken Wregget	26	0	1	1	9
188.	Hans Jonsson	27	0	1	1	14
189.	Jean-Sebastien Aubin	1	0	0	0	0
190.	Drake Berehowsky	1	0	0	0	0
191.	Larry DePalma	1	0	0	0	0
192.	Steve Dykstra	1	0	0	0	2
193.	Nils Ekman	1	0	0	0	0
194.	Maxim Galanov	1	0	0	0	0
195.	Steve Gatzos	1	0	0	0	0
196.	Tuomas Gronman	1	0	0	0	0
197.	Greg Hawgood	1	0	0	0	0
198.	Victor Ignatjev	1	0	0	0	2
199.	Andreas Johansson	1	0	0	0	0
200.	Paul Marshall	1	0	0	0	0
201.	Peter Skudra	1	0	0	0	0
202.	Jocelyn Thibault	1	0	0	0	0
203.	Wendell Young	1	0	0	0	0
204.	Richard Zemlak	1	0	0	0	10
205.	Mike Corrigan	2	0	0	0	0
206.	Chris Dahlquist	2	0	0	0	0
207.	Todd Hlushko	2	0	0	0	0
208.	Michal Rozsival	2	0	0	0	4
209.	Bob Simpson	2	0	0	0	0
210.	Lex Hudson	2	0	0	0	0
211.	Craig Muni	3	0	0	0	0
212.	Larry Bignell	3	0	0	0	2
213.	Brian Bonin	3	0	0	0	0
214.	Randy Boyd	3	0	0	0	11
215.	Kim Clackson	3	0	0	0	37
216.	Corey Foster	3	0	0	0	4
217.	Al Smith	3	0	0	0	0
218.	Simon Nolet	3	0	0	0	0
219.	Ronald Petrovicky	3	0	0	0	2
220.	Michel Plasse	3	0	0	0	0
221.	Stefan Bergvist	4	0	0	0	2
222.	Steve Cardwell	4	0	0	0	2
223.	Erik Christensen	4	0	0	0	6
224.	Kim Davis	4	0	0	0	0
225.	Pat Graham	4	0	0	0	2
226.	Richard Park	4	0	0	0	2

RANK	PLAYER	GP	G	A	PTS	PIMS
227.	Jim Rutherford	4	0	0	0	0
228.	Mike Stapleton	4	0	0	0	0
229.	Dale Tallon	4	0	0	0	4
230.	Michel Dion	5	0	0	0	0
231.	MARK EATON	5	0	0	0	2
232.	Rusty Fitzgerald	5	0	0	0	4
233.	MARC-ANDRE FLEURY	25	0	0	0	0
234.	Pat Hughes	5	0	0	0	21
235.	Dan LaCouture	5	0	0	0	2
236.	Josef Melichar	5	0	0	0	2
237.	Krzysztof Oliwa	5	0	0	0	16
238.	Sean Pronger	5	0	0	0	4
239.	Doug Brown	6	0	0	0	2
240.	Les Binkley	7	0	0	0	0
241.	Bob Blackburn	7	0	0	0	4
242.	Martin Sonnenberg	7	0	0	0	0
243.	Milan Kraft	8	0	0	0	2
244.	Jim McKenzie	8	0	0	0	4
245.	Alek Stojanov	9	0	0	0	19
246.	Rod Buskas	10	0	0	0	23
247.	Dennis Herron	10	0	0	0	5
248.	Greg Millen	10	0	0	0	0
249.	Peter Popovic	10	0	0	0	10
250.	Mike Hudson	11	0	0	0	6
251.	Ron Tugnutt	11	0	0	0	2
252.	Lew Morrison	13	0	0	0	0
253.	Jay Caufield	14	0	0	0	30
254.	Bryan Watson	14	0	0	0	38
255.	Johan Hedberg	18	0	0	0	0
BENCH						34
TOTALS		233				4360

TEAM RECORDS

SERIES

MOST GOALS - BOTH TEAMS

2-Game Series	15	1975	Pgh 9 - StL 6
3-Game Series	23	1977	Tor 13 - Pgh 10
4-Game Series	30	1989	Pgh 19 - NYR 11
5-Game Series	41	1981	Pgh 21 - StL 20
6-Game Series	45	1991	Pgh 27 - Bos 18
7-Game Series	55	1989	Phi 31 - Pgh 24
	55	1995	Pgh 29 - Wsh 26

MOST GOALS - PITTSBURGH

2-Game Series	9	1975	vs. St. Louis
3-Game Series	10	1977	vs. Toronto
4-Game Series	19	1989	vs. NY Rangers
	19	1992	vs. Boston
5-Game Series	23	1993	vs. New Jersey
6-Game Series	28	1991	vs. Minnesota
7-Game Series	29	1995	vs. Washington

MOST GOALS - OPPONENTS

2-Game Series	6	1975	by St. Louis
3-Game Series	13	1977	by Toronto
4-Game Series	16	1979	by Boston
5-Game Series	22	1982	by NY Islanders
6-Game Series	20	1994	by Washington
7-Game Series	31	1989	by Philadelphia

FEWEST GOALS - BOTH TEAMS

2-Game Series	15	1975	Pgh 9 - StL 6
3-Game Series	11	1976	Tor 8 - Pgh 3
4-Game Series	19	1970	Pgh 13 - Oak 6
5-Game Series	24	2001	NJ 17 - Pgh 7
6-Game Series	24	2001	Pgh 14 - Wsh 10
7-Game Series	34	2001	Pgh 17 - Buf 17

FEWEST GOALS - PITTSBURGH

2-Game Series	9	1975	vs. St. Louis
3-Game Series	3	1976	vs. Toronto
4-Game Series	7	1979	vs. Boston
5-Game Series	7	2001	vs. New Jersey
6-Game Series	10	1970	vs. St. Louis
7-Game Series	15	1996	vs. Florida

FEWEST GOALS - OPPONENTS

2-Game Series	6	1975	St. Louis
3-Game Series	8	1976	Toronto
4-Game Series	5	2008	Ottawa
5-Game Series	8	2000	Washington
6-Game Series	10	2001	Washington
7-Game Series	17	2001	Buffalo

MOST POWER-PLAY GOALS

Pittsburgh	11	1992	vs. Washington
Opponents	9	1989	Philadelphia
Both Teams	19	1989	Pgh 10 - Phi 9

MOST POWER-PLAY CHANCES

Pittsburgh	42	1989	vs. Philadelphia
	42	1995	vs. Washington
Opponents	44	1995	Washington
Both Teams	86	1995	Wsh 44 - Pgh 42

MOST PENALTIES

Pittsburgh	85	1989	vs. Philadelphia
Opponents	95	1989	Philadelphia
Both Teams	180	1989	Phi 95 - Pgh 85

FEWEST PENALTIES

Pittsburgh	9	1975	vs. St. Louis
Opponents	15	1975	St. Louis
	15	2001	New Jersey
Both Teams	24	1975	Stl 15 - Pgh 9

MOST PENALTY MINUTES

Pittsburgh	242	1989	vs. Philadelphia
Opponents	270	1989	Philadelphia
Both Teams	512	1989	Phi 270 - Pgh 242

FEWEST PENALTY MINUTES

Pittsburgh	18	1975	vs. St. Louis
Opponents	30	2001	by New Jersey
Both Teams	61	1976	Tor 36 - Pgh 25

Team Records

GAME

LARGEST MARGIN OF VICTORY

Home	7	4/20/93, 7-0 vs. New Jersey
Road	8	5/25/91, 8-0 at Minnesota

LARGEST MARGIN OF DEFEAT

Home	5	4/13/80, 8-3 vs. Boston
	5	4/25/92, 7-2 vs. Washington
	5	5/19/01, 5-0 vs. New Jersey
Road	7	4/7/82, 8-1 at NY Islanders

MOST GOALS

Both Teams, Home	17	4/25/89, 10-7 win vs. PHI
Both Teams, Road	12	5/12/93, 7-5 loss at NYI
Pittsburgh, Home	10	4/25/89, 10-7 win vs. PHI
Pittsburgh, Road	8	5/25/91, 8-0 win vs. MIN
Opponent, Home	8	4/13/80, 8-3 loss vs. BOS
Opponent, Road	8	4/7/82, 8-1 loss at NYI

MOST POWER-PLAY GOALS

For	4	4/29/92 vs. Washington
Against	3	Seven Times, Last 4/18/01 vs. Washington
Both Teams	5	4/18/01, Pgh 2 - Wsh 3
	5	4/29/92, Pgh 4 - Wsh 1
	5	4/23/92, Pgh 3 - Wsh 2
	5	4/19/91, Pgh 2 - Wsh 3

MOST POWER-PLAY CHANCES

For	12	4/23/92 vs. Washington
Against	11	4/23/92 vs. Washington
Both Teams	Pgh 12 - Wsh 11	

MOST SHORT-HANDED GOALS

For	2	4/23/97 vs. Philadelphia
Against	2	Five Times, Last 4/26/97 at Philadelphia

MOST SHOTS

Pittsburgh, Regulation	53	4/11/08 vs. Ottawa
Pittsburgh, Overtime	65	4/24/96 at Washington
Opponent, Regulation	61	5/4/96 at Florida
Opponent, Overtime	72	5/4/00 vs. Philadelphia

MOST SAVES

Pittsburgh, Regulation	56	5/24/96 at Florida
Pittsburgh, Overtime	70	5/4/00 vs. Philadelphia
Opponent, Regulation	49	4/26/70 by St. Louis
Opponent, Overtime	61	4/24/96 by Washington

FEWEST SHOTS

Pittsburgh	13	5/4/99 at New Jersey
Opponent	16	4/23/70 by St. Louis

FEWEST SAVES

Pittsburgh	14	4/23/70 vs. St. Louis
Opponent	9	5/4/95 at New Jersey

MOST PENALTIES

Both Teams, Home	48	4/6/89, Pgh 25 - NYR 23
Both Teams, Road	37	4/29/00, Pgh 15 - Phi 22
Pittsburgh	25	4/6/89 vs. NY Rangers
Opponent	23	4/6/89 by NY Rangers

FEWEST PENALTIES

Both Teams, Home	5	5/17/01 Pgh 3 - NJ 3
Both Teams, Road	3	5/1/92 Pgh 2 - Wsh 1
Pittsburgh	2	5/17/01 vs. New Jersey
	2	5/1/92 at Washington
	2	5/5/92 at NY Rangers
Opponents	1	5/22/01 by New Jersey
	1	5/4/99 by New Jersey
	1	5/1/92 by Washington

MOST PENALTY MINUTES

Both Teams, Home	125	4/25/89 Phi 79 - Pgh 46
Both Teams, Road	154	4/29/00 Phi 104 - Pgh 50
Pittsburgh	83	4/19/70 at St. Louis
Opponent	104	4/29/00 at Philadelphia

FEWEST PENALTY MINUTES

Both Teams, Home	10	5/17/01, Pgh 6 - NJ 4
Both Teams, Road	6	5/1/92, Pgh 4 Wsh 2
Pittsburgh	4	5/17/01 vs. New Jersey
	4	5/1/92 at Washington
	4	5/5/92 at NY Rangers
Opponent	2	5/22/01 by New Jersey
	2	5/4/99 at New Jersey

Team Records

PERIOD

MOST GOALS			
Both Teams, Home	7	4/6/89	Pgh 5 - NYR 2
	7	4/25/89	Pgh 6 - Phi 1
Both Teams, Road	8	5/8/93	Pgh 4 - NYI 4
Pittsburgh, Home	6	4/25/89	vs. Philadelphia
Pittsburgh, Road	4	4/9/81	at NY Rangers
	4	5/8/93	at St. Louis
Opponent, Home			
	5	4/13/80	vs. Boston
Opponent, Road	4	4/8/82	at NY Islanders
	4	5/8/93	at NY Islanders

MOST SHOTS			
Pittsburgh, Home	21	4/15/75	vs. NY Islanders
Pittsburgh, Road	20	5/7/96	at NY Rangers
Opponent, Home	28	4/21/97	vs. Philadelphia
Opponent, Road	23	5/24/96	at Florida

MOST SAVES			
Pittsburgh	27	4/21/97	vs. Philadelphia
Opponent	21	4/15/75	by NY Islanders

FEWEST SAVES			
Pittsburgh	1	4/21/01	vs. Washington
	1	4/19/94	vs. Washington
Opponent	2	5/8/01	by Buffalo
	2	5/19/92	by Boston

FEWEST SHOTS			
Pittsburgh	1	5/19/92	vs. Boston
Opponent	1	4/21/01	by Washington
	1	4/19/94	by Washington

MOST PENALTIES			
Both Teams, Home	24	4/6/89	vs. NY Rangers
Both Teams, Road	24	4/29/00	at Philadelphia
Pittsburgh	15	4/29/00	at Philadelphia
Opponent	22	4/29/00	at Philadelphia

MOST PENALTY MINUTES			
Both Teams, Home	84	4/25/89	Phi 51 - Pgh 33
Both Teams, Road	128	4/29/00	Phi 92 - Pgh 36
Pittsburgh, Home	35	5/17/91	vs. Minnesota
Pittsburgh, Road	40	4/19/70	at St. Louis
Opponent, Home	51	4/25/89	vs. Philadelphia
Opponent, Road	92	4/29/00	at Philadelphia

FASTEST GOALS

BY ONE PENGUINS PLAYER			
Two	0:11	4/17/96 vs. Washington	Petr Nedved

OVERALL BY PENGUINS			
Two	0:07	4/13/80 vs. Boston	Ron Stackhouse and Rick Kehoe
Three	1:29	5/10/93 vs. NY Islanders	Mario Lemieux, Rick Tocchet and Larry Murphy
Four	4:52	4/5/89 vs. Philadelphia	Mario Lemieux (3) and Bob Errey

BY ONE OPPONENT PLAYER			
Two	0:25	4/24/75 at NY Islanders	Ed Westfall and Garry Howatt (both ENG)

AT START OF GAME			
by Penguins	0:15	4/8/81 at St. Louis	Greg Malone
by Opponent	0:14	4/26/97 at Philadelphia	Eric Lindros

AT START OF PERIOD OTHER THAN FIRST			
by Penguins	0:12	4/14/08 at Ottawa	Sidney Crosby
by Opponent	0:06*	4/25/89 vs. Philadelphia	Pelle Eklund

*NHL record

TEAM LEADERS

SHUTOUTS

FOR PITTSBURGH

Goaltender	Date	Opponent	Score	Saves
Michel Plasse	4/8/76	vs. Toronto	2-0	21
Frank Pietrangelo	4/15/91	vs. New Jersey	4-0	27
Tom Barrasso	5/25/91	at Minnesota	8-0	39
Tom Barrasso	5/30/92	at Chicago	1-0	27
Tom Barrasso	4/20/93	vs. New Jersey	7-0	36
Tom Barrasso	5/4/93	vs. NY Islanders	3-0	26
Ken Wregget	5/18/95	vs. Washington	3-0	33
Tom Barrasso	5/28/96	vs. Florida	3-0	28
Tom Barrasso	5/7/99	at Toronto	2-0	20
Ron Tugnutt	4/13/00	at Washington	7-0	32
Ron Tugnutt	4/27/00	at Philadelphia	2-0	28
Johan Hedberg	4/16/01	vs. Washington	3-0	34
Johan Hedberg	4/26/01	at Buffalo	3-0	25
Marc-Andre Fleury	4/9/08	vs. Ottawa	4-0	26
Marc-Andre Fleury	4/27/08	vs. NY Rangers	2-0	26
Marc-Andre Fleury	5/18/08	vs. Philadelphia	6-0	21

FOR OPPONENTS

Goaltender	Date	Opponent	Score	Saves
Jacques Plante	4/28/70	at St. Louis	5-0	21
Gary Smith	4/8/72	vs. Chicago	2-0	31
Glenn Resch	4/26/75	vs. NY Islanders	1-0	30
Wayne Thomas	4/9/76	at Toronto	4-0	26
Don Beaupre	4/21/94	at Washington	2-0	27
Andy Moog	5/3/98	at Montreal	3-0	21
Olaf Kolzig	4/12/01	at Washington	1-0	16
Martin Brodeur	5/17/01	vs. New Jersey	3-0	20
Martin Brodeur	5/19/01	vs. New Jersey	5-0	21
Ray Emery	4/19/07	at Ottawa	3-0	20
Henrik Lundqvist	5/1/08	at NY Rangers	3-0	29
Chris Osgood	5/24/08	at Detroit	4-0	19
Chris Osgood	5/26/08	at Detroit	3-0	22

HAT TRICKS

FOR PITTSBURGH

Player	Date	Opponent	Goaltender(s)
Ken Schinkel	4/11/70	at Oakland	Gary Smith
Mario Lemieux#	4/25/89	vs. Philadelphia	Ron Hextall
Mario Lemieux	4/23/92	vs. Washington	Don Beaupre
Ron Francis	5/9/92	vs. NY Rangers	M. Richter/J. Vanbiesbrouck (2)
Kevin Stevens*	5/21/92	at Boston	Andy Moog
Mario Lemieux	5/11/96	vs. NY Rangers	Mike Richter
Jaromir Jagr	5/11/96	vs. NY Rangers	Mike Richter
Martin Straka	4/25/99	at New Jersey	Martin Brodeur

FOR OPPONENTS

Dino Ciccarelli	4/25/92	vs. Washington	Tom Barrasso/Ken Wregget (2)
Dirk Graham	5/30/92	at Chicago	Tom Barrasso
Andy Delmore	5/7/00	at Philadelphia	Ron Tugnutt (2)/Peter Skudra

*Four goals #Five Goals, NHL record

PENALTY SHOTS

FOR PITTSBURGH

Player	Date	Opponent	Goaltender	Result
Jaromir Jagr	5/11/92	vs. NY Rangers	John Vanbiesbrouck	GOAL
Shawn McEachern	5/13/92	vs. NY Rangers	John Vanbiesbrouck	No Goal
Aleksey Morozov	4/23/98	vs. Montreal	Andy Moog	No Goal
Martin Straka	5/2/01	vs. Buffalo	Dominik Hasek	No Goal
Evgeni Malkin	5/1/08	at NY Rangers	Henrik Lundqvist	No Goal

FOR OPPONENTS

Michal Pivonka	5/10/95	at Washington	Tom Barrasso	No Goal
Joe Juneau	4/24/96	at Washington	Ken Wregget	No Goal

OPPONENT LEADERS

SCORING

PLAYER	TEAM(S)	GP	G	A	PTS	PIM
Peter Bondra	Washington	39	19	12	31	8
Michal Pivonka	Washington	31	8	18	26	60
Calle Johansson	Washington	35	8	18	26	14
Dale Hunter	Washington	27	7	17	24	87
Joe Juneau	Washington	18	5	17	22	14
Ray Bourque	Boston	14	4	14	18	29
Mike Ridley	Washington	18	3	15	18	4
Dimitri Khristich	Washington	25	6	10	16	25
Tim Kerr	Phil./NY Rangers	11	1	15	16	2
Brian Leetch	NY Rangers	15	4	12	16	6

GOALTENDING

PLAYER	TEAM(S)	GP	MP	GA	SO	GAA	W-L
Glenn Resch	NY Islanders	4	240	4	1	1.00	4-0
Jacques Plante	St. Louis	3	180	4	1	1.33	2-1
Chris Osgood	Detroit	6	350	10	2	1.71	4-2
Brian Boucher	Philadelphia	6	463	14	0	1.80	4-2
Wayne Thomas	Toronto	5	300	9	1	1.80	3-2
Martin Brodeur	New Jersey	17	1042	33	2	1.90	11-6
Ray Emery	Ottawa	5	299	10	1	2.01	4-1
Curtis Joseph	Toronto	6	363	13	0	2.15	4-2
Gerry Cheevers	Boston	9	540	20	0	2.22	7-2
Dominik Hasek	Chicago/Buffalo	7	453	17	0	2.25	3-4
Olaf Kolzig	Washington	18	1044	42	1	2.41	6-11
Gary Smith	Oakland/Chicago	5	308	13	1	2.53	1-4
Henrik Lundqvist	NY Rangers	5	303	14	1	2.78	1-4
Martin Gerber	Ottawa	4	239	14	0	3.51	0-4
Martin Biron	Philadelphia	5	298	18	0	3.62	1-4

MEDIA INFORMATION



Daily Practice Sessions

Practice sessions are open to all members of the media. Please have your season pass readily available for practices at Mellon Arena. A monthly practice schedule will be distributed to the media at the beginning of each month throughout the season via fax and email. Generally, Penguins game-day morning skates are held at 10:30 a.m. followed by the visiting team at 11:30 a.m. at Mellon Arena. On the road, the Penguins normally hold a game-day morning skate at 11:30 a.m. Please confirm location and time with the media relations staff as last-minute changes do occur.

Individual Game Credentials

Members of the media must contact Jennifer Bullano in the Penguins media relations department no later than 24 hours before the desired game. Credentials will be issued to working media and photographers only. Passes will be left at the press gate located at Gate 3 of Mellon Arena two hours prior to game time. You can reach the gate from Washington Place, which runs in front of the arena where the marquis stands. Credentials will be available at Gate #3 until the opening face-off. Once the game begins, the passes will be moved to Gate #2 of Mellon Arena, which is located on the corner of Centre Avenue and Mario Lemieux Place.

The Penguins require all members of the media to display credentials at all times at practice sessions and games.

Press Box

The press box is located on the west side of the building above section D-24. It is for game personnel and members of the media covering the game only. When necessary, overflow media will be assigned seats in the auxiliary seating area. Elevators to the press box are located adjacent to the media entrance at Gate #3. Take the elevator to the 5th floor and exit either right or left, taking the stairs to the press level.

Out-of-town scores, injury updates and any additional news will be posted throughout the game on the four bulletin boards in the press box. One board is located on the wall in between booths A and B – two boards are located on the wall in the middle of the press box behind press row – and one board is located on the wall between booths H and I.

Press Lounge

The press lounge is located at Gate # 3, just beyond the press gate on the right. Members of the media and game night staff must show their passes at the door for admittance. The press lounge will open two hours prior to game time with dinner and beverages. The press lounge is equipped with wireless internet, telephone lines and electrical outlets and is available during and after the game for filing purposes.

Locker Room Access

The Penguins locker room will open to the media no later than five minutes after the conclusion of the game per NHL regulations. ONLY working members of the media with appropriate identification will be admitted. Access to the Penguins training room and players' dressing area is prohibited. Please enter and exit the locker room through the door located in the hallway of Gate #2.

At the conclusion of practice, the locker room will be open as per League requirements. Please enter the locker room from the runway after practices and morning skates.

Game Broadcast Interviews

All requests from rights-holders for pre-tape interviews and intermission interviews with players, coaches or management must be confirmed during the morning skate before the players and/or coaches leave the building. In the event the Club does not hold a morning skate, arrangements for interviews will be made accordingly.

Postgame Procedures

Penguins head coach Michel Therrien will hold a press conference after each game in the press lounge. Postgame quote sheets for both head coaches will be available after the game in the press box, press lounge and locker rooms.

Services

Game notes and statistics will be available in the press lounge and press box prior to the game. Additional information from the NHL and press releases will also be available at these locations throughout the season.

Game summaries are available after each period in the press box. Final game summaries are distributed in the press box, press lounge and both the home and away locker rooms after the game. Out-of-town scores will be distributed throughout the game. If you require any special needs, please see a member of the Penguins' media relations staff.

Photographers

Photographers may shoot from designated areas assigned by the Penguins media relations staff. Photo location assignments will be posted in the press lounge prior to each game. Anyone shooting from unauthorized locations will be removed from the game. Individual game photo passes must be secured by calling the media relations office at least 24 hours in advance of each game.

Information Hotline

Media updates including practice times and locations are available by calling the Penguins media information hotline at 412-642-1986.

Radio Network

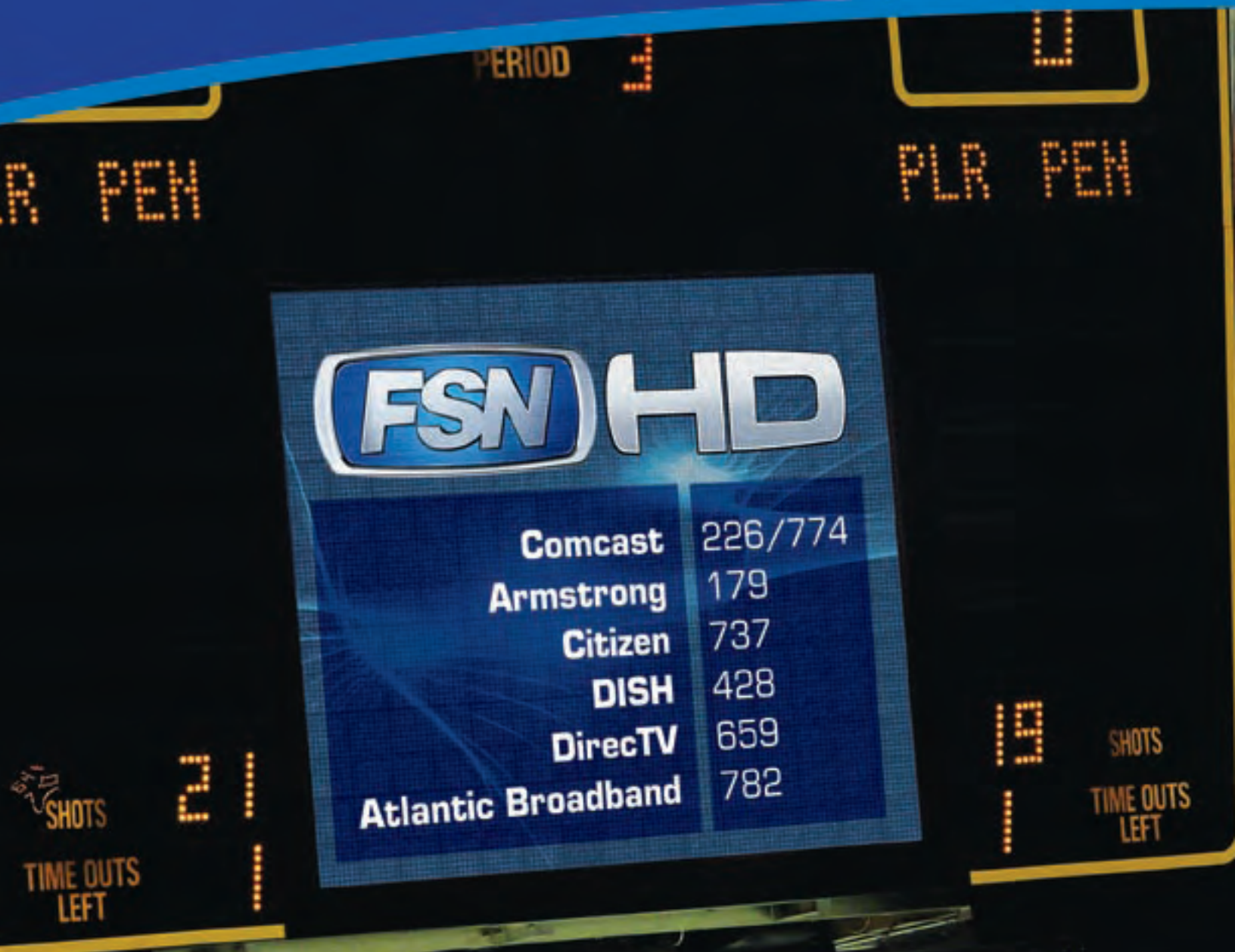
"The X", 105.9 FM, will serve as the Penguins flagship radio station for the 2006-07 season. Hall of Famer Mike Lange and two-time Stanley Cup champion Phil Bourque will call the action for all 82 games. "The X" is part of the Clear Channel Communications group.

Television Coverage

FSN Pittsburgh continues its extraordinary coverage of Penguins games this season, producing 71 games. Paul Steigerwald and two-time Stanley Cup champion Bob Errey will call the action. Versus will televise seven games and NBC four, meaning all 82 games will be televised this season.



More Games Than Ever in HD



Bringing the Game to You

Only on



FSN PITTSBURGH BROADCAST TEAM

Paul Steigerwald

Play-by-play Announcer



Pittsburgh native Paul Steigerwald enters his third season as play-by-play announcer for Penguins telecasts on FSN Pittsburgh.

He spent six seasons as the radio voice of the Penguins and the previous 14 seasons as color commentator on Penguins TV and radio broadcasts.

"Staggy," a tireless worker and interviewer, is well-known by coaches and players across the NHL.

Steigerwald developed his interest in hockey as a youngster in the South Hills – in part because his neighbor, former Penguins GM Jack Riley, gave local kids tickets to attend Penguins games.

He attended Kent State University, where he worked as one of the hockey club's broadcasters, and began his professional broadcasting career with the Johnstown Red Wings (EHL) in 1979.

Steigerwald joined the Penguins organization in 1980 as director of marketing and also served as intermission host for radio and television broadcasts. In 1985, he joined the broadcast team as a color commentator. He left the Penguins front office in 1988 for a position in the sports department of KDKA-TV but still maintained his color commentator duties.

In addition, Steigerwald served as play-by-play broadcaster with the Altoona Curve baseball club during the 2005, '06 and '07 seasons.

Bob Errey

Color Analyst



Bob Errey returns for his fifth season on Penguins' television broadcasts, where he joins Paul Steigerwald.

Previously, Errey worked as the color commentator for Penguins' radio broadcasts alongside Steigerwald for four seasons.

Errey was the Penguins' first-round draft pick in 1983 and played 11 seasons in Pittsburgh, recording 132 goals, 272 points and 651 penalty minutes in 572 games.

A speedy two-way winger and excellent penalty killer, Errey was a key member of both Stanley Cup championship teams in 1991 and 1992.

Errey also played for Buffalo, San Jose, Detroit, Dallas and the New York Rangers in a 15-year NHL career. In 895 games, he registered 170 goals, 382 points and 1,005 penalty minutes.



PENGUINS RADIO NETWORK

Mike Lange

Play-by-play Announcer



One of the most unique broadcasters in professional sports, Mike Lange enters his 33rd season with the Penguins and will handle radio play-by-play on the club's flagship station, 105.9 FM "The X."

Known for his creative and colorful style, including trademark phrases such as "Buy Sam A Drink And Get His Dog One, Too," Lange was awarded the Foster Hewitt award by the Hockey Hall of Fame in 2001.

Lange's relationship with the Penguins began in 1974-75, when he broke into the NHL as a radio play-by-play man. He left for one season but returned in 1976-77 and has been a fixture on the Penguins' scene ever since.

Lange did radio exclusively until 1979, when games were simulcast on radio and TV. He served as the television voice of the Penguins through 2005-06, before returning to the radio booth in 2006-07.

A native of Sacramento, California, Lange earned a degree in broadcasting from Sacramento State University before starting his career as the voice of the Phoenix Roadrunners (WHL) in 1970. He also served as the play-by-play voice of the San Diego Gulls (WHL) in 1973-74 before joining the Penguins.

In addition to his tenure with the Penguins, Lange handled play-by-play duties for the Pittsburgh Pirates in 1986-87. A well-known member of the Pittsburgh community, Lange makes numerous personal appearances throughout the year and is actively involved in charity work.

Phil Bourque

Color Analyst



Two-time Stanley Cup champion Phil Bourque begins his fifth season on the Penguins broadcast team, serving as color commentator alongside Mike Lange.

A gritty winger/defenseman, Bourque was signed by Pittsburgh as a free agent in 1982, and went on to record 164 points (75+89) in 344 regular season games with the Penguins between 1983 and 1992. For his career he totaled 199 points (88+111) in 477 games with the Penguins, Rangers and Senators.

Since retiring from professional hockey in 2000, Bourque has co-hosted Penguins pre- and post-game shows on the Penguins Radio Network and worked as a contributor for FSN Pittsburgh's coverage of Penguins hockey.



2008.09 CRITICAL DATES

(Subject to Change)

SEPTEMBER

- 12 Opening Day of Rookie camp
- 16 Opening Day of NHL training camp for NYR, OTT, PIT, TB
- 19 Opening Day of NHL training camp
- 20 Pre-season schedule begins
- 23 Kraft Hockeyville Game, Roberval, QC (Buffalo Sabres vs. Montreal Canadiens)

OCTOBER

- 1 Hockey Fights Cancer Awareness Month
- 4-5 NHL Premiere – Stockholm 2008 (Ottawa Senators vs. Pittsburgh Penguins)
- 4-5 NHL Premiere – Prague 2008 (New York Rangers, vs. Tampa Bay Lightning)
- 9 91st NHL Regular Season begins (North American games)
- 22 Lester Patrick Award luncheon (St. Paul, MN)

NOVEMBER

- 8 Hockey Hall of Fame Game (Montreal Canadiens at Toronto Maple Leafs)
- 10 Hockey Hall of Fame Induction Ceremony (Toronto, ON)
Inductees: Glenn Anderson, Igor Larionov (Player category), Ed Chynoweth (Builder category), Ray Scapinello (Referee/Linesman category)

DECEMBER

- 1 Signing deadline for Group 2 free agents
- 19-27 Holiday Roster Freeze in effect. For all players on an NHL active roster, injured reserve, or players with non-roster and injured non-roster status as of midnight, local time, December 19, a roster freeze shall apply through midnight local time December 27, with respect to waivers, trades and loans, subject to the exceptions provided for in CBA Article 16.10.
- 24-25 No scheduled practices - dressing rooms closed
- 26 – Jan.5 IIHF World U20 Championship (Ottawa, ON)

JANUARY

- 1 NHL Winter Classic 2009, Wrigley Field, Chicago (Detroit Red Wings at Chicago Blackhawks)
- 14 Home Hardware CHL/NHL Top Prospects Game (TBA)
- 18 NHL on NBC (game of the week coverage begins)
- 22-26 All-Star break (no games played)
- 24 NHL SuperSkills Competition (Bell Centre, Montreal, QC)
- 25 57th NHL All-Star Game (Bell Centre)

FEBRUARY

- 13-15 Hockey Weekend Across America (USA Hockey)
- 21 CBC's Hockey Day in Canada (hosted from Campbellton, NB)

MARCH

- 3 Trade deadline (3:00 p.m. ET)

APRIL

- 9-11 NCAA Frozen Four (Verizon Center, Washington, DC)
- 9-19 IIHF U18 World Championship (Fargo, ND & Moorhead, MN)
- 12 Last day of 2008-09 regular season
- 15 Stanley Cup Playoffs begin
- 24 – May 10 IIHF World Championship (Berne & Zurich-Kloten, Switzerland)

MAY

- 25 – 30 NHL Combine (Toronto, ON)

JUNE

- 15 Last possible day for 2009 Stanley Cup Final
- TBA Deadline for first club-elected salary arbitration (later of June 15 or 48 hours after the conclusion of the Stanley Cup Final, 5:00 p.m. ET)
- TBA NHL Awards show
- 25 NHL Entry Draft Media Day - Top Prospects Media Lunch & Clinic (Montreal, QC)
- 26 NHL Entry Draft (Bell Centre, Montreal, QC) – first round
- 27 NHL Entry Draft (Bell Centre) – rounds 2-7

JULY

- 1 Free Agency period begins
- 5 Deadline for player-elected salary arbitration (5:00 p.m. ET)
- 6 Deadline for club-elected salary arbitration (5:00 p.m. ET)
- 10 Deadline for eligible players to elect Group 5 free agency (5:00 p.m. ET)
- 20 – Aug. 4 Salary arbitration hearings held

AUGUST

- 6 Deadline for salary arbitration decisions to be rendered

2008.09 HOCKEY OPERATIONS

2009 ENTRY DRAFT

Order of Selection

The NHL's annual Draft Drawing is a weighted lottery system to determine the order of selection for the first 14 picks of the 2009 Entry Draft.

The 14 teams that did not qualify for the Stanley Cup Playoffs, or clubs that acquired those clubs' 2009 first-round draft picks, participate in the Drawing.

The Club selected in the drawing may not move up more than four positions in the draft order, thus only the five Clubs with the fewest regular-season points had the opportunity to receive the first overall selection.

No Club can move down more than one position as a result of the Draft Drawing.

In the first round of the 2009 Entry Draft, the order of selection is as follows:

- a) The first 14 selections, as determined by the Draft Drawing (see above);
- b) Clubs eliminated in the first two rounds of the 2009 Stanley Cup
- c) Playoffs, regular-season division winners excluded, in inverse order of points;
- d) Regular-season division winning clubs eliminated in the first two rounds of the 2009 Stanley Cup Playoffs, in inverse order of points;
- e) Clubs eliminated in the 2009 Conference Finals, in inverse order of points;
- f) Stanley Cup Finalist
- g) Stanley Cup champion

In the second and subsequent rounds the order of selection is as follows:

- a) Non-playoff clubs in inverse order of points;
- b) Clubs eliminated in the first two rounds of the 2009 Stanley Cup
- c) Playoffs, regular-season division winners excluded, in inverse order of points;
- d) Regular-season division winning clubs eliminated in the first two rounds of the 2009 Stanley Cup Playoffs, in inverse order of points;
- e) Clubs eliminated in the 2009 Conference Finals, in inverse order of points;
- f) Stanley Cup Finalist
- g) Stanley Cup champion

Eligibility for Claim

- a) All Players age 18 or older are eligible for claim in the Entry Draft, except:
 - i. a Player on the Reserve List of a Club, other than as a try-out;
 - ii. a Player who has been claimed in two prior Entry Drafts;

- iii. a Player who previously played in the League and became a Free Agent pursuant to this Agreement;
- iv. a Player age 21 or older who: (A) has not been selected in a previous Entry Draft and (B) played hockey for at least one season in North America when he was age 18, 19, or 20 and shall be eligible to enter the League as an Unrestricted Free Agent pursuant to Article 10.1(d); and 18
- v. a Player age 22 or older who has not been selected in a previous Entry Draft and shall be eligible to enter the League as an Unrestricted Free Agent pursuant to Article 10.1(d).

Unsigned Draft Choices

- a) A player aged 18 or 19 who was selected in the first three rounds of the Entry Draft and who was not signed by his NHL Club may not be retained by the Club and must be returned to his junior Club no later than the day prior to the opening of the NHL regular season.
- b) A player aged 18 or 19 who was selected in the fourth or subsequent rounds who has not been signed by his NHL Club may not be retained by his Club and must be returned to his junior Club no later than the fourth day prior to the opening of the NHL regular season.

Entry Level Players

1. Players 18 through 21 years of age when signing their first contract must remain in the entry-level system for a period of three years; players age 22 and 23 when signing their first contract are in the entry level system for two years; while those age 24 when first under contract are in the entry level system for one year. Age is defined as the player's age on September 15 of the calendar year in which he signs the contract, regardless of his actual age on the date he signs such contract.
2. In the event that a signed 18 or 19-year-old player does not play a minimum of 10 NHL games (regular season and/or playoffs) in his first season under contract, the term of his player contract and his number of years in the entry level system will be extended for a period of one year. The exception to this is a 19-year-old player who turns 20 years of age between September 16 and December 31 in his first contract year.
3. In the event that a player signs his first contract at age 18 and has had his Player Contract extended for one season already, and such player does not play at least 10 NHL games (regular season and/or playoffs) in the second season under that player's Player Contract, then the term of his Player Contract and his number of years in the Entry Level System shall be extended for one additional year.

ROSTER INFORMATION

23-Man Roster

There may be a maximum of 23 players on each Club's playing roster at any one time from the commencement of the NHL regular season through the trade deadline. Prior to the start of the season, each Club must submit to the NHL its "Opening Day Playing Roster" which shall be comprised of not more than 23 players. Each Club must have a roster of at least 20 players, composed of 18 skaters and two goaltenders. Players on Injured Reserve do not count in the 23-Man Roster limit.

Injured Reserve List

In the event that a player is injured and a Club wishes to place him on the Injured Reserve List, the Club must follow these procedures.

1. A Club may place a player on the injured reserve list if such player is injured, disabled or ill and unable to perform his duties as a hockey player after having passed the Club's initial physical examination in that season.
2. A player who has an injury that renders him physically unable to play for a minimum of seven days after that date of the injury can be placed on the Club's Injured Reserve List. Once a player is placed on the injured reserve, the Club may replace said player on its NHL roster with another player. All determinations that a player has suffered an injury warranting injured reserve status must be made by the Club's medical staff and in accordance with the Club's medical standards.
3. A player placed on Injured Reserve is ineligible to compete in NHL games for a period of not less than seven days from the date of injury.
4. Players on Injured Reserve may attend Club meetings and meals, travel with the Club and participate in practice sessions.
5. Players on Injured Reserve are prohibited from appearing in games, participating in pre-game warm-ups with their Clubs, or dressing in game uniforms on game days.

Regular Season Waivers

For purposes of Regular Waivers and Re-Entry Waivers, the five (5) year exemption for an 18 year old skater and the four (4) year exemption for a 19 year old skater shall both be reduced to three (3) years commencing the first season that the 18 or 19 year old skater plays in eleven (11) NHL Games or more. The next two (2) seasons, regardless of whether the skater plays any NHL Games in either season, shall count as the second and third years toward satisfying the exemption. For purposes of Regular Waivers and Re-Entry Waivers, the six (6) year exemption for an 18 year old goalie and the five (5) year exemption for a 19 year old goalie shall both be reduced to four (4) years commencing the first season that the 18 or 19 year old goalie plays in eleven (11) NHL Games or more. The next three (3) seasons, regardless of whether the goalie plays any NHL Games in any of those three (3) seasons, shall count as the next three (3) years toward satisfying the exemption.

The first season in which a Player who is age 20 or older plays in one (1) or more Professional Games shall constitute the first year for calculating the number of years he is exempt from Regular Waivers and Re-Entry Waivers.

A Player 25 years old or older who plays in one (1) or more Professional Games in any season shall be exempt from Regular Waivers and Re-Entry Waivers for the remainder of that season.

TIE-BREAKING PROCEDURES

At the conclusion of the regular season, the standing of the teams in each Conference shall be determined in accordance with the following priorities in the order listed:

- a) First place in each of the three (3) divisions seeded 1, 2, and 3.
- b) The higher number of points earned by the Club.
- c) The greater number of games won by the Club.
- d) The higher number of points earned in games against each other among two (2) or more Clubs having equal standing under priority (b) and (c) **
- e) The greater differential between goals scored for and against by Clubs having equal standing under priority (d).

**** NOTE:** For the purpose of determining standing under priority (d) for two or more tied Clubs that have not played an even number of games with one or more of the other tied Clubs, the first game played in the city that has the extra game (the "odd game") shall not be included. When more than two Clubs are tied, the percentage of available points earned in games among each other (and not including any "odd games") shall be used to determine standing.

2008.09 SCHEDULE

October 2008						
S	M	T	W	T	F	S
			1	2	3	4 2:30 @OTT
5 2:30 OTT	6	7	8	9	10	11 7:30 NJ
12	13	7:30 PHI	14	7:30 WAS	15	16 7:00 TOR
19	7:00 @BOS	20	21	7:30 CAR	22	23 7:00 @NYR
26	27	10:30 @SJ	28	29	30 10:00 @PHX	31

December 2008						
S	M	T	W	T	F	S
	1	2	7:00 @NYR	3	7:00 @CAR	4
5	6	7:00 @OTT	7	7:30 BUF	8	9
10	7:00 @NJ	11	7:30 NYI	12	1:00 @PHI	13
14	15	16	17	7:00 @ATL	18	19 7:00 TOR
21	7:00 @BUF	22	7:30 TB	23	24	25
26	27	7:00 @NJ	28	29	30	7:00 MON
			7:30 BOS	31		

February 2009						
S	M	T	W	T	F	S
1	2	7:30 @MON	3	7:30 TB	4	5
6	7:30 CBJ	8	9	10	11	12
13	14	*TBA DET	15	7:30 SJ	16	17
18	19	2:00 @NYI	20	7:00 MON	21	7:00 @TOR
22	23	24	25	7:30 NYI	26	27
28	*TBA @WAS	29	30	8:30 @CHI	31	

April 2009						
S	M	T	W	T	F	S
			1	2	3	4
		7:30 NJ				7:00 @CAR
5	6	7	8	9	10	11
*TBA @FLA	7:30 @TB		7:30 NYI			7:00 @MON
12	13	14	15	16	17	18
19	20	21	22	23	24	25
26	27	28	29	30		

November 2008						
S	M	T	W	T	F	S
						1
						8:30 @STL
2	3	4	5	6	7	8
				7:00 EDM		7:00 @NYI
9	10	7:00 @DET	11	12	7:30 PHI	13
14	15	7:30 BUF	16	17	7:00 MIN	18
19	20	7:00 @ATL	21	22	2:00 VAN	23
24	25	26	27	28	29	7:30 @BUF
		7:00 @NYI			7:30 NJ	
30						

January 2009						
S	M	T	W	T	F	S
				1	2	3
				7:00 @BOS		1:00 FLA
4	5	6	7	8	9	10
7:00 @NYR	7:30 ATL		8:00 @NAS		3:00 @COL	
11	12	13	14	15	16	17
		7:00 @PHI	7:30 WAS		7:30 ANA	
18	19	20	21	22	23	24
12:30 NYR	7:30 CAR					
25	26	27	28	29	30	31
		7:30 NYR		7:00 @NJ	7:00 @TOR	

March 2009						
S	M	T	W	T	F	S
1	2	3	4	5	6	7
3:00 @DAL		7:30 @TB		7:30 @FLA		
8	9	10	11	12	13	14
*TBA @WAS		7:30 FLA		7:00 @CBJ		3:00 OTT
15	16	17	18	19	20	21
*TBA BOS		7:30 ATL		7:30 LA		
22	23	24	25	26	27	28
*TBA PHI			7:30 CGY			1:00 NYR
29	30	31				

Home Away Sweden

* TBA - Afternoon game with a starting time affected by a national TV broadcast. Visit pittsburghpenguins.com for up-to-date information.

BE SURE TO CHECK THE STARTING TIME OF EVERY GAME BEFORE HEADING TO MELLON ARENA!

Game dates, times, opponents and promotions are subject to change.



► **Results powered by performance.**

At BNY Mellon, we believe that outperformance delivers exceptional results — whether it is in the sports world or the financial markets.

bnymellon.com



BNY MELLON

ASSET MANAGEMENT • SECURITIES SERVICING



BNY MELLON



An Independent Licensee of the Blue Cross and Blue Shield Association