

Stroh's

The Official Beer Sponsor
of the N.H.L.



© 1986 The Stroh Brewery Co., Detroit, MI 48207




PENGUINS FANS... THIS BUD'S FOR YOU.™



PITTSBURGH Penguins

1986-87 YEARBOOK



Editor: Cindy Himes
Assistant: Harry Sanders
Statistics: Terry Schifffhauer
Photos: Paul Salva
 Fred Vuich
Cover Art: Vance, Wright & Adams
 Associates, Inc.

For additional copies, send \$5.00 plus \$1.00 postage to:

Pittsburgh Penguins Yearbook
 Gate #7, Civic Arena
 Pittsburgh, PA 15219

TABLE OF CONTENTS

AHL Standings 85-86	90
Alignment-NHL	175
All-Time Goaltending Vs Pittsburgh ..	147
All-Time Leaders	120
All-Time Leaders — Opponents	157
Attendance Records	145
Award Winners	179
Baltimore Schedule 86-87	89
Baltimore Scoring 85-86	91
Best Seasons	124
Career Scoring — Pittsburgh	112
Coaches & Records	126
Dates in Penguins History	164
Directory	2
Draft Selections	69
Fastest Goals	138
Game-By-Game Results 85-86	80
Goaltenders Year-By-Year	116
Hat Tricks	153
History	158
Individual Records	136
Media Information	184
NHL Final Standings 85-86	75
On The Road	182
Overtime Records	140
Penalty Shots	146
Penguins Scoring 85-86	78
Players	13
Players — In The System	62
Players — Season Played	166
Playoff Records	171
Playoff Results — Pittsburgh	170
Playoff Scoring All-Time	168
Power Play Goals 85-86	84
Radio & Television	12
Roster 86-87	86
Scoring Leaders — NHL 85-86	76
Season Openers	144
Shorthanded Goals 85-86	84
Shutouts	150
Stanley Cup Playoffs 86	176
Streaks	143
Team Records	128
Team Scoring Summaries 85-86	92

PITTSBURGH PENGUINS

Phone 412/642-1800


Civic Arena
Pittsburgh, PA 15219

TWX 710-664-3081

ENVOY ID

TM.PIT

Chairman of the Board & President	Edward J. DeBartolo, Sr.
Vice-President	Marie Denise DeBartolo York
Vice-President & General Counsel	J. Paul Martha
Vice-President & Treasurer	Thomas F. Rossetti
General Manager	Eddie Johnston
Assistant General Manager & Director of Player Personnel	Ken Schinkel
Coach	Bob Berry
Assistant Coach	Jim Roberts
Strength Coach	Doug McKenney
Director of Professional Scouting	Rick Kehoe
Chief Scout	Paul Goulet
Western Scout	Bruce Haralson
Ontario Scout	Doug Wood
Quebec Scout	Albert Mandanici
Minnesota Scout	John Gill
Boston Scout	Fred Gore
Trainer	Steve Thomas
Equipment Manager	John Doolan
Business Manager	Ed Walter
Controller	Rick McLaughlin
Director of Team Services	Terry Schiffhauer
Director of Press Relations	Cindy Himes
Director of Marketing	Paul Steigerwald
Director of Promotions & Advertising	Tinsy Labrie
Community Relations & P.R. Assistant	Harry Sanders
Director of Group Sales	Jeff Mercer
Director of Amateur Hockey	George Kirk
Ticket Office	Diane Dubis & Carol Coulson
Team Physicians	Dr. Chuck Stone, Dr. Russ Leslie Dr. Larry Ellis, Dr. Lee Dameshak
Team Dentists	Dr. Raymond Rainka, & Dr. David Donatelli
Executive Offices	Gate #7 - Civic Arena
Seating Capacity	16,033
Location of Press Box	East Side of Building
Dimensions of Rink	200 feet by 85 feet
Club Colors	Black, Gold & White
Radio Station	KDKA (1020 AM)
Television Station	WPGH-TV (53)
Play By Play	Mike Lange
Color Commentator	Paul Steigerwald



EDWARD J. DEBARTOLO
Chairman of the Executive Committee

Edward J. DeBartolo and his family are an instrumental force in the field of sporting competition. With ownership of the Pittsburgh Penguins of the National Hockey League and the two-time world champion San Francisco 49ers of the National Football League (owned by Edward J. DeBartolo, Jr.), the DeBartolo name has become synonymous with success.

In addition to these franchises, Mr. DeBartolo owns and operates the country's fifth largest racetrack, Louisiana Downs (Home to the \$500,000 Super Derby), Thistledown Racing Club in Cleveland as well as Balmoral Park in Chicago. America's newest world-class racing facility, Remington Park, is currently being developed by DeBartolo in Oklahoma City. The Corporation also operates the Civic Arena in Pittsburgh (where the Penguins play).

Complementing his sporting achievements, Mr. DeBartolo is founder and Chief Executive Officer of the nation's largest shopping center development and management firm. Through hard work and determination during the last four decades, he molded his stepfather's small paving business into a dynamic force which has helped to shape the country's retail marketplace.

Twenty states are home to DeBartolo projects including office buildings, industrial parks and hotels. The firm operates over 55 million square feet of retail space from coast to coast. At Executive Headquarters in Youngstown, Ohio, Mr. DeBartolo employs a complete in-house staff with capacity to research, plan, engineer, construct, manage, lease and promote any project the firm undertakes.

As a tribute to his personal involvement in every project, Mr. DeBartolo earned national acclaim from business and community leaders. He was selected Man of the Year in 1983 by the Vectors/Pittsburgh, Youngstown State University's Distinguished Citizen in 1984 and as a 1985 recipient of the Ohio Governor's award.

Mr. DeBartolo is a member of the Thoroughbred Racing Association, Urban Land Institute and the National Realty Committee. He has also served on the Board of International Council of Shopping Centers and the Advisory Council of the University of Notre Dame (where he received his degree in engineering).



MARIE DENISE DEBARTOLO

Vice President

Marie Denise DeBartolo, in addition to her extensive responsibilities as Executive Vice President of Personnel and Public Relations for the DeBartolo Corporation, is actively involved in the family's sports holdings.

Along with her father, Edward J. DeBartolo and her brother, Edward J. DeBartolo, Jr., she has been instrumental in shaping the growth of four thoroughbred racing facilities as well as the Pittsburgh Penguins. Her dedication to developing innovative programs has won her the respect of professionals in both fields.

Her accomplishments have resulted in successful incentive programs which have benefited the DeBartolo Corporation's 12,000 employees nationwide. Additionally, her department is responsible for publicity, advertising, press conferences, marketing mall grand openings as well as Corporate publications.

During the last 14 years, she has received several key promotions because of her significant contributions to the Corporation. Marie Denise is a graduate of St. Mary's College at Notre Dame.

She is married to John C. York II, M.D. They have two sons and twin daughters.



THOMAS F. ROSSETTI


Secretary & Treasurer

Secretary/Treasurer for the Pittsburgh Penguins in only one facet of Thomas F. Rossetti's involvement with the DeBartolo family sports enterprises. As Vice President/Controller of Sports and Diversified Operations, Tom oversees the Corporation's three racing facilities as well as the Civic Arena, the major entertainment and sports facility in Pittsburgh.

He works closely with the firm's in-house staff of experts to develop comprehensive plans for the franchise and facilities. In addition to these responsibilities, Tom helps research any proposed sports-related ventures being considered.

Since joining DeBartolo in 1973, Tom has served in a variety of capacities. He attended St. Francis College in Loretto, Pennsylvania and received his degree in accounting.

A native of Brooklyn, New York, Tom and his wife Christine have three sons.



J. PAUL MARTHA

Vice President & General Counsel


Born and raised in Pittsburgh, Paul joined the Penguins' organization during the summer of 1978 after the DeBartolo Corporation took control of the franchise. He was elected Vice President prior to the 1978-79 season and has handled the day-to-day operations of the club for the past eight years.

Paul received his Bachelor of Science degree at the University of Pittsburgh and his Doctor of Law degree at Duquesne University in 1969. A standout athlete, Paul was an All-American halfback at Pitt and was the Pittsburgh Steelers' #1 draft choice in 1964. He played defensive back for the Steelers in the NFL from 1964-69 while attending law school and retired from pro football with the AFL Denver Broncos in 1970 to practice law on a full-time basis.

Very diversified in his work, Paul served as Neutral Arbitrator for the NFL in which he mediated grievances between the NFL Players Association and the League. He also served as President for the defunct Maulers in the United States Football League during their season in Pittsburgh and has handled legal work for the San Francisco 49ers of the NFL. He became involved with the Major Indoor Soccer League as well, serving as Vice President for the Pittsburgh Spirit.

Paul currently serves on the NHL Board of Governors and is the Penguins Vice President and General Counsel. In addition, he heads operations of the Civic Arena Corporation as it's Executive Vice President. He played a major role in negotiations with the City of Pittsburgh and Allegheny County to save the Pittsburgh franchise and keep them in the city for a minimum of five years,

Although kept busy with his many responsibilities, Paul enjoys his free time at home with wife Bobbie and sons J.P., Chris and Rich.



ED JOHNSTON
General Manager


Through the draft and signing of quality free-agents, E.J. has made the Penguins the up-and-coming team in the National Hockey League. Appointed general manager on May 27, 1983, he begins his fourth season managing the club after serving as head coach for three years.

His coaching career began with the Chicago organization as he coached Moncton of the American Hockey League during the 1979-80 season. He was then promoted to Chicago the following year to coach the Blackhawks. After a year in Chicago, EJ assumed the coaching duties in Pittsburgh on July 15, 1980. While coaching the Pens, his team was eliminated from playoff contention by overtime goals on two occasions (1981, double overtime vs St. Louis and 1982, vs NY Islanders) and in 1981-82 his team set an NHL record for power play goals with 99.

A Montreal native, E.J. played 11 years with the Boston Bruins and was a member of two Stanley Cup Championship teams during that time. He also played with Toronto, St. Louis and Chicago and ended his goaltending career with a 3.25 goals against average including 32 shutouts. He owns the distinction of being the last goaltender to play an entire season as he played in all 70 games during the 1963-64 campaign.

E.J.'s accomplishments are numerous since becoming the Pen's GM. Trades made during his first year as GM enabled him to acquire an additional two selections during the first round of the 1984 Entry Draft while holding on to the #1 choice overall to select Mario Lemieux. He has expanded the Pens scouting department and was the first GM in club history to sign European players to contracts. Under EJ's reign, the franchise has built a minor league affiliate in Baltimore which is solely run by the Penguins' organization.

E.J. and his wife Diane live in Pittsburgh with their three children Michele, E.J. Jr. and Joseph. He's an avid golfer and participates in many charity tournaments during the summer months.



KEN SCHINKEL
Asst. General Manager/
Director of Player Personnel

Ken celebrates his 20th season with the Pittsburgh Penguins this year and is the only member of the original 1967-68 club who has remained with the franchise since its inception into the League.

Serving as Assistant General Manager and Director of Player Personnel, Ken spends a majority of the season on the road scouting the junior ranks and coordinating the work done by the Pens' scouting staff. He was also the first club member to scout European players including Penguin defenseman Ville Siren of Finland.

As a right winger, Ken broke into the NHL in 1959-60 with the New York Rangers. His last five seasons were spent in Pittsburgh where he left his mark in the club's record books. He currently ranks 14th on the club's All-Time Scoring list with 236 points, 12th in goals (93) and assists (143) and is 10th in games played with a total of 371. On April 11, 1970, he recorded the only playoff hat trick in club history against the Oakland Seals.

Schink's transition from player to coach came overnight as he retired as Pittsburgh's All Time Leading Scorer to coach on January 13, 1973, becoming the third coach in Pittsburgh's history replacing Red Kelly. He coached the Pens during four seasons before his appointment as Director of Player Personnel.

Ken and wife Shirley have three children, Ken, Karen and Steven.



BOB BERRY

Coach

Bob begins his third year of coaching Pittsburgh after leading the Pens to the most improved record in the NHL last year with a 23-point increase over the 1984-85 season.

Born and raised in Montreal, Bob was a member of the Canadian National Team touring Europe in 1967-68. He impressed the Montreal Canadiens who signed him to his first professional contract at age 25. Aside from a 2-game stint with the Canadiens, he played the following two years in Montreal's farm system before his contract was sold to Los Angeles on Oct. 8, 1970. He spent seven NHL seasons with L.A., scored 25 goals his first season and was named the club's top rookie. His first NHL goal made history and the puck is in the NHL Hall of Fame as the first goal scored in Pacific Coliseum, home of the Vancouver Canucks. He played in the 1973 and 1974 NHL All Star Games during his tenure with the Kings and currently ranks 6th on their All Time Scoring List with 330 points.

Bob was assigned to Springfield of the AHL for the 1977-78 season and took over the coaching responsibilities for the final 16 games of the season posting a 9-4-3 record. He was then promoted to coach L.A. on April 21, 1978. During his third year coaching, the Kings recorded 99 points (43-24-13), their second best total in club history which earned them a fourth place finish in the NHL overall standings.

On June 3, 1981, Bob returned to his hometown and coached Montreal to a first place finish in the Adams Division. After two plus seasons behind the Canadiens' bench, Bob was replaced by Jacques Lemaire in February of 1984 and joined the Penguins' organization the following summer. Last year Hockey Digest acknowledged his accomplishments with a young Pittsburgh club by naming him All-Star Team coach in their publication.

A graduate of Sir George Williams University in Montreal, Bob was not only recognized for his skills as a left winger as he excelled in other sports as well and was offered a minor league contract by the Houston Astros of baseball's National League as a catcher. He was also offered a scholarship by the University of Kentucky in football but decided to play semi-pro with the Quebec Rifles of the Continental League.

COACHING RECORD

1977-78 Springfield (AHL)	16 games (9-4-3)	—	Lost to Nova Scotia in first round of Calder Cup Playoffs.		
1978-79 LOS ANGELES (NHL)	80 games (34-34-12)	—	Third place in Norris Division Lost in Preliminary Round to New York Rangers (2-0)		
1979-80 LOS ANGELES (NHL)	80 games (30-36-14)	—	Second place in Norris Division Lost in First Round to New York Islanders (3-1)		
1980-81 LOS ANGELES (NHL)	80 games (43-24-13)	—	Second place in Norris Division Lost in First Round to New York Rangers (3-1)		
1981-82 MONTREAL (NHL)	80 games (46-17-17)	—	First place in Adams Division Lost in Division Semi-Finals to Quebec (3-2)		
1982-83 MONTREAL (NHL)	80 games (42-24-14)	—	Second place in Adams Division Lost in Division Semi-Finals to Buffalo (3-0)		
1983-84 MONTREAL (NHL)	63 games (28-30-5)	—	Replaced by Jacques Lemaire on February 24, 1984		
1984-85 PITTSBURGH (NHL)	80 games (24-51-5)	—	Sixth place in the Patrick Division		
1985-86 PITTSBURGH (NHL)	80 games (34-38-8)	—	Fifth place in the Patrick Division		
LOS ANGELES TOTAL	240 Games	107 Wins	94 Losses	39 Ties	.527 Pct.
MONTREAL TOTAL	223 Games	116 Wins	71 Losses	36 ties	.601 Pct.
PITTSBURGH TOTAL	160 Games	58 Wins	89 Losses	13 Ties	.403 Pct.
NHL TOTAL	623 Games	281 Wins	254 Losses	88 Ties	.522 Pct.



JIM ROBERTS

Assistant Coach

Jim is entering his eighth season in the NHL coaching ranks, his third assisting Coach Berry behind the Penguins bench.

A 15-year veteran in the NHL, Jim played right wing and defense for Scotty Bowman coached teams through his entire hockey career including junior teams in Peterborough and Hull and Montreal and St. Louis in the NHL. Jim earned the reputation as a winner, securing five Stanley Cup rings while playing with the Canadiens and missing playoff action only once during his NHL career.


With 1006 regular season and 153 playoff games under his belt in the NHL, Jim retired after 1977-78 season. He rejoined Bowman a year later and spent the next five years as an assistant coach with the Buffalo Sabres' organization. During the 1981-82 season he spent time behind the Sabres' bench, coaching the team in 45 games.

Jim and his wife Judy are the parents of two daughters Vicki and Corri.

PLAYING RECORD

Season	Team	League	Regular Season					Playoffs				
			GP	G	A	PTS	PIM	GP	G	A	PTS	PIM
1963-64	Montreal	NHL	15	0	1	1	2	7	0	1	1	14
1964-65	Montreal	NHL	70	3	10	13	40	13	0	0	0	30
1965-66	Montreal	NHL	70	5	5	10	20	10	1	1	2	10
1966-67	Montreal	NHL	63	3	0	3	16	4	1	0	1	0
1967-68	St. Louis	NHL	74	14	23	37	66	18	4	1	5	20
1968-69	St. Louis	NHL	72	14	19	33	81	12	1	4	5	10
1969-70	St. Louis	NHL	76	13	17	30	51	16	2	3	5	29
1970-71	St. Louis	NHL	72	13	18	31	77	6	2	1	3	11
1971-72	St. Louis	NHL	26	5	7	12	8	--	--	--	--	--
1971-72	Montreal	NHL	51	7	15	22	49	6	1	0	1	0
1972-73	Montreal	NHL	77	14	18	32	28	17	0	2	2	22
1973-74	Montreal	NHL	67	8	16	24	39	6	0	0	0	4
1974-75	Montreal	NHL	79	5	13	8	21	35	13	3	1	4
1975-76	Montreal	NHL	74	13	8	21	35	13	3	1	4	2
1976-77	Montreal	NHL	45	5	14	19	18	14	3	0	3	6
1977-78	St. Louis	NHL	75	4	10	14	39	--	--	--	--	--
NHL TOTALS			1006	126	194	320	621	153	20	16	36	160

PENGUINS STAFF



Rick Kehoe
Dir. of Pro
Scouting



Terry Schiffhauer
Dir. of Team
Services



Paul Goulet
Chief Scout



Bruce Haralson
Western Scout



Albert Mandanici
Quebec Scout



Doug Wood
Ontario Scout




Doug McKenney
Strength Coach



Steve Thomas
Trainer




John Doolan
Equipment Manager



Paul Steigerwald
Dir. of Marketing




Cindy Himes
Dir. of Press
Relations




Harry Sanders
PR Asst./Comm. Rel.



Tinsy Labrie
Dir. Prom/Adv.



Jeff Mercer
Dir. Group Sales



George Kirk
Dir. Amateur Hockey

Executive secretaries:
Marketing staff:
Word Processing:

Michele Colaianni & Peggy Dolan
Terri Dobos, Steve Swetoha & Mary Rosa
Dolores Michael



CIVIC ARENA

Pittsburgh's Civic Arena features the world's largest retractable stainless steel roof. Originally designed for use by the Civic Light Opera, the dome cost 9 million dollars of the building's 22 million dollars in construction costs. The roof has no interior support but instead is supported by a huge cantilever arm arching 260 feet.


In 1972, the press box was built on top of the control booth. Twenty-three "Super Boxes" and 1,000 seats were added in 1972-73. In 1974-75, two balconies were added, bringing seating capacity for hockey to 16,033 and maximum capacity with added floor seating to 17,800. Work is underway for 11.4 million dollars worth of capital improvements for the arena.

CIVIC ARENA CORPORATION EXECUTIVE COMMITTEE

J. Paul Martha	Executive Vice President
William C. Strong	VP - Communications & Sales
Kenneth E. Garner	VP - General Manager
Thomas J. Rooney	VP - Advertising & Asst. General Manager
Edward R. Walter	Business Manager
Richard L. McLaughlin	Controller

CIVIC ARENA CORPORATION

Ronald Pendleton	Director of Building Operations
Thomas Kapples	General Manager of Ticket Operation
Thomas J. Wood	Box Office Manager
Norma Sanders	Director of Group Sales/Charge Card Lines
James Rozes	General Manager - Food Services
Mike Wood	General Manager - Igloo Club
Dana Backstrom	Purchasing Agent
Ida D'Errico	Director of Marketing/PR
Mike Gentille	Production Manager
Lance W. Jones	Director of Bookings
Elaine Feith	Office Manager



Mike Lange
Voice of the Penguins

RADIO/TELEVISION

When it's a hockey night in Pittsburgh, fans listen to the familiar voice of Mike Lange calling all the action. Entering his 12th season in the Pens' broadcast booth, Mike is considered one of the premiere broadcasters in the business and has made phrases like "Great Balls of Fire" and "Hallelujah Hollywood" familiar to all hockey fans. Paul Steigerwald will join Mike on all broadcasts, adding color commentary and conducting post-game interviews.

Games will be broadcast on KDKA Radio (1020 AM) and the Penguins' Radio Network. In addition, 20 away games will be broadcast on WPGH-TV (Channel 53) and the Penguins Television Network. TCI Cable will also carry 15 additional away games during the season.

PENGUINS RADIO NETWORK:

KDKA Radio (1020 AM) Pittsburgh
WBVP Radio (1230 AM) Beaver
WHJB Radio (620 AM) Greensburg
WESA Radio (940 AM) Charleroi
WKST Radio (1280 AM) New Castle
WCCS Radio (1160 AM) Indiana

PENGUINS TELEVISION NETWORK:


WPGH-TV (Channel 53) Pittsburgh
WWCP-TV (Channel 8) Johnstown
WWPC-TV (Channel 23) Altoona


TCI-PENGUINS CABLE NETWORK

PITTSBURGH PENGUINS TELECAST & CABLECAST SCHEDULE 1986-87

DAY	DATE	OPPONENT	TIME	
Sun.	Oct. 12	at Chicago	8:35 PM	(TCI)
Fri.	Oct. 17	at Buffalo	7:35 PM	(TV-53)
Thu.	Oct. 23	at Philadelphia	7:35 PM	(TV-53)
Tue.	Oct. 28	at Hartford	7:35 PM	(TV-53)
Sat.	Nov. 1	at St. Louis	8:35 PM	(TV-53)
Sat.	Nov. 8	at Minnesota	8:35 PM	(TCI)
Sun.	Nov. 9	at Detroit	7:05 PM	(TV-53)
Fri.	Nov. 14	at New Jersey	7:35 PM	(TV-53)
Thu.	Nov. 20	at Calgary	9:35 PM	(TCI)
Sat.	Nov. 22	at Washington	7:35 PM	(TCI)
Tue.	Nov. 25	at NY Islanders	8:05 PM	(TV-53)
Sun.	Nov. 30	at NY Rangers	7:35 PM	(TV-53)
Sat.	Dec. 13	at Toronto	8:05 PM	(TV-53)
Wed.	Dec. 17	at Los Angeles	10:35 PM	(TCI)
Mon.	Dec. 22	at Montreal	7:35 PM	(TCI)
Tue.	Dec. 23	at NY Islanders	8:05 PM	(TCI)
Fri.	Dec. 26	at Buffalo	7:35 PM	(TV-53)
Thu.	Jan. 1	at Washington	1:35 PM	(TCI)
Fri.	Jan. 9	at Washington	8:05 PM	(TV-53)
Tue.	Jan. 13	at NY Islanders	8:05 PM	(TV-53)
Sat.	Jan. 17	at Boston	1:15 PM	(TCI)
Wed.	Jan. 21	at Los Angeles	10:35 PM	(TCI)
Sat.	Jan. 24	at Edmonton	8:05 PM	(TCI)
Thu.	Jan. 29	at Philadelphia	7:35 PM	(TV-53)
Thu.	Feb. 5	at Boston	7:35 PM	(TV-53)
Sun.	Feb. 8	at New Jersey	7:35 PM	(TCI)
Sun.	Feb. 15	at NY Rangers	7:35 PM	(TV-53)
Thu.	Feb. 19	at Philadelphia	7:35 PM	(TV-53)
Sun.	Feb. 22	at NY Rangers	7:35 PM	(TV-53)
Thu.	Feb. 26	at NY Islanders	8:05 PM	(TV-53)
Sat.	Mar. 7	at Minnesota	8:35 PM	(TCI)
Fri.	Mar. 20	at Washington	8:05 PM	(TV-53)
Sun.	Mar. 22	at Philadelphia	7:05 PM	(TCI)
Sat.	Mar. 28	at Hartford	7:35 PM	(TV-53)
Tue.	Mar. 31	at New Jersey	7:35 PM	(TCI)

Player Profiles





MICHAEL WALTER BLAISDELL

Right Wing 6'1" 208 lbs.
 Age: 26 (January 18, 1960)
 Born: Moose Jaw, Saskatchewan
 Shoots: Right
 Acquired: Claimed in Waiver Draft in 1985
 Drafted: Detroit's 1st choice, 11th over-all in 1980 Entry Draft


1985-86: Picked up prior to the start of the season in the NHL Waiver Draft, Mike led the Pens in the +/- ratings with a +15 and was named the team's winner of the Emery Edge Award...recorded 4 multiple point games during the year including a 2-goal effort at Quebec on October 19...played in his 300th NHL game on March 7 at Edmonton...through 66 games he scored 29 points on 15 goals and 14 assists.


CAREER: Detroit's first round choice, 11th overall, in the 1980 Entry Draft...Mike broke into the NHL ranks in 1980-81 with the Red Wings and split his time between Detroit and the AHL affiliation in Adirondack...played in all 80 games the following two seasons in Detroit...was traded to the NY Rangers in June of 1983 and played the next two years with the Rangers and their minor league clubs...one of three players picked up in the 1985 Waiver Draft by Pittsburgh, Mike spent the entire 1985-86 season with the Penguins.

PERSONAL: Mike and his wife Nicole were married during the off-season...spent part of the summer in Regina, Sask., where he owns two health clubs...would like to expand in the health club business after hockey career...enjoys fishing, hunting, water skiing and playing baseball.

Season	Team	League	Regular Season					Playoffs				
			GP	G	A	PTS	PIM	GP	G	A	PTS	PIM
1977-78	Regina	WHL	6	5	5	10	2	13	4	7	11	0
1978-79	Wisconsin U.	WCHA	20	7	1	8	4	-	-	-	-	-
1979-80	Regina	WHL	63	71	38	109	62	18	16	9	25	26
1980-81	Detroit	NHL	32	3	6	9	10	-	-	-	-	-
1980-81	Adirondack	AHL	41	10	4	14	8	12	2	2	4	5
1981-82	Detroit	NHL	80	23	32	55	48	-	-	-	-	-
1982-83	Detroit	NHL	80	18	23	41	22	-	-	-	-	-
1983-84	NY Rangers	NHL	36	5	6	11	31	-	-	-	-	-
1983-84	Tulsa	CHL	32	10	8	18	23	9	6	6	12	6
1984-85	NY Rangers	NHL	12	1	0	1	11	-	-	-	-	-
1985-86	PITTSBURGH	NHL	66	15	14	29	36	-	-	-	-	-
NHL Totals			306	65	81	146	158	0	0	0	0	0
PGH Totals			66	15	14	29	36	0	0	0	0	0

Traded to NY RANGERS by DETROIT with Willie Huber and Mark Osborne for Ron Duguay, Eddie Mio and Eddie Johnstone, June 13, 1983. Claimed by PITTSBURGH from NY RANGERS in Waiver Draft, October 7, 1985.





MICHAEL BRIAN BULLARD

Center 5'10" 193 lbs.
 Age: 25 (March 10, 1961)
 Born: Ottawa, Ontario
 Shoots: Left
 Acquired: 1980 Entry Draft (1st Round)
 Drafted: Pittsburgh's 1st choice, 9th overall, in 1980 Entry Draft


1985-86: Mike finished the season as the Pens 2nd leading scorer with 83 points and 2nd in goal production with 41...ranked 2nd on the team in game winning goals with 5...3rd in assists (42) and power play goals (16)...4th in power play points (33). He recorded 20 multiple point games including 8 2-point games, 9 3-points games and 3 4-point games...had a total of 9 multiple goal games...led the team with 3 hat tricks at St. Louis, Edmonton and Detroit...longest scoring streak was from Feb. 12 to Feb. 27 when he scored 18 points (9g & 9a) in 9 games. Mike was out of the lineup for 3 games during the season with a cracked rib he suffered on Dec. 2 at NY Rangers. He played in his 300th NHL game (all with Pittsburgh) on Oct. 29 vs Hartford and scored his 300th NHL point on Dec. 19 at Minnesota.

CAREER: Pittsburgh's first selection, (9th overall) in the 1980 Entry Draft...Mike ranks 3rd on the Pens All-Time goal scoring list with 184...9th in assists with 165...6th in points with 349...11th in games played with 368 and 15th in penalty minutes with 371...played for the Wales Conference in the 1983-84 NHL All Star Game. His 92 points and 51 goals in 1983-84 are NHL career highs.

PERSONAL: Mike and his wife Linda reside in Pittsburgh year-round...he enjoys playing golf and softball...lists his biggest thrill as a hockey player as playing for Team Canada in the USSR.

Season	Team	League	Regular Season					Playoffs					
			GP	G	A	PTS	PIM	GP	G	A	PTS	PIM	
1978-79	Brantford	OHA	66	43	56	99	66	-	-	-	-	-	-
1979-80	Brantford	OHA	66	66	84	150	86	11	10	6	16	29	
1980-81	Brantford	OHA	42	47	60	107	55	6	4	5	9	10	
1980-81	PITTSBURGH	NHL	15	1	2	3	19	4	3	3	6	0	
1981-82	PITTSBURGH	NHL	75	37	27	64	91	5	1	1	2	4	
1982-83	PITTSBURGH	NHL	57	22	22	44	60	-	-	-	-	-	
1983-84	PITTSBURGH	NHL	76	51	41	92	57	-	-	-	-	-	
1984-85	PITTSBURGH	NHL	68	32	31	63	75	-	-	-	-	-	
1985-86	PITTSBURGH	NHL	77	41	42	83	69	-	-	-	-	-	
NHL Totals			368	184	165	349	371	9	4	4	8	4	
PGH Totals			368	184	165	349	371	9	4	4	8	4	





JOHN DAVID CHABOT

Center 6'2" 200 lbs.
 Age: 24 (May 18, 1962)
 Born: Summerside, P.E.I.
 Shoots: Left
 Acquired: Trade with Montreal in 1984
 Drafted: Montreal's 3rd choice, 40th over-all, in 1980 Entry Draft.

1985-86: John centered the Pens' checking line and worked as one of the team's penalty killers during his second season in Pittsburgh. He recorded 8 multiple point games including two 3-point games on November 27 vs Toronto (1g & 2a) and on February 15 vs Vancouver (1g & 2a). His longest scoring streak was from Nov. 19 through Nov. 27 when he netted 2 goals and added 6 assists for 8 points in 5 games. John played in his 200th NHL game on March 15 vs NY Rangers and recorded his 100th NHL assist on March 19 at New Jersey. He scored 14 goals and assisted on 31 others for a total of 45 points on the year.

CAREER: Montreal Canadiens third pick in 1980, drafted 40th overall... played in the Memorial Cup Finals in 1981-82 with Sherbrooke of the QMJHL...was named to the QMJHL First All Star Team in 1981 while playing with Sherbrooke...spent one year with Montreal's farm team in Nova Scotia before breaking into the Canadiens lineup in 1983-84...played one season with Montreal before being traded to Pittsburgh 10 games into the 1984-85 season.

PERSONAL: John and his wife Theresa have two children, Aubrey (6) and Kyle (1 1/2)...John spends a lot of time during the off season visiting the Indian Reserves in Canada giving talks on Drug & Alcohol Abuse (CANADAP). He enjoys reading and playing tennis and golf in his spare time. Lists his biggest thrill as a hockey player as scoring the series winning goal against Quebec in the 1984 Adams Division Finals.

Season	Team	League	Regular Season				Playoffs					
			GP	G	A	PTS	PIM	GP	G	A	PTS	PIM
1979-80	Hull	QMJHL	68	26	57	83	28	4	1	2	3	0
1980-81	Hull	QMJHL	70	27	62	89	24	0
1980-81	Nova Scotia	AHL	1	0	0	0	0	2	0	0	0	0
1981-82	Sherbrooke	QMJHL	62	34	109*	143	42	19	6	26	32	6
1982-83	Nova Scotia	AHL	76	16	73	89	19	7	1	3	4	0
1983-84	Montreal	NHL	56	18	25	43	13	11	1	4	5	0
1984-85	Montreal	NHL	10	1	6	7	2
1984-85	PITTSBURGH	NHL	67	8	45	53	12
1985-86	PITTSBURGH	NHL	77	14	31	45	6
NHL Totals			210	41	107	148	33	11	1	4	5	0
PGH Totals			144	22	76	98	18

Traded to PITTSBURGH by MONTREAL for Ron Flockhart, November 9, 1984.





RANDY W. CUNNEYWORTH

Left Wing 6'0" 183 lbs.
Age: 25 (May 10, 1961)
Born: Etobicoke, Ont.
Shoots: Left
Acquired: Trade with Buffalo in 1985
Drafted: Buffalo's 9th choice, 167th over-all, in 1980 Entry Draft


1985-86: In his first season with Pittsburgh, Randy led rookies on the team in points (45) and goals (15). In addition, his 45 points ranked 10th among rookies in the league. He recorded 8 multiple point games including a 2-goal effort vs Hartford on March 1. Randy tied Jim Johnson for second best $+/-$ rating on the team with a $+12$...served as one of the teams penalty killers. He missed the last two games of the season with an infected hand, a result of an altercation on April 2 vs NY Islanders.

CAREER: Buffalo's 9th pick in the 1980 Entry Draft...spent five years in the Sabre organization, being recalled from his junior team in Ottawa for one NHL game and one AHL game in 1980-81...played 20 games for the Sabres in 1981-82 with the remainder of his time on the Rochester (AHL) roster before being traded to Pittsburgh prior to the 1985-86 season.

PERSONAL: Randy and his wife Jennifer spend part of the off-season in Rochester, N.Y...he enjoys motorcycling and playing tennis...would like to own and run a sporting goods store after his career in hockey.

Season	Team	League	Regular Season				Playoffs					
			GP	G	A	PTS	PIM	GP	G	A	PTS	PIM
1979-80	Ottawa	OHA	63	16	25	41	145	11	0	1	1	13
1980-81	Ottawa	OHA	67	54	74	128	240	15	5	8	13	35
1980-81	Buffalo	NHL	1	0	0	0	2	-	-	-	-	-
1980-82	Rochester	AHL	1	0	1	1	2	-	-	-	-	-
1981-82	Buffalo	NHL	20	2	4	6	47	-	-	-	-	-
1981-82	Rochester	AHL	57	12	15	27	86	9	4	0	4	30
1982-83	Rochester	AHL	78	23	33	56	111	16	4	4	8	35
1983-84	Rochester	AHL	54	18	17	35	85	17	5	5	10	55
1984-85	Rochester	AHL	72	30	38	68	148	5	2	1	3	6
1985-86	PITTSBURGH	NHL	75	15	30	45	74	-	-	-	-	-
NHL Totals			96	17	34	51	123	-	-	-	-	-
PGH Totals			75	15	30	45	74	-	-	-	-	-





CHRIS DAHLQUIST

Defense 6'1" 193 lbs.
Age: 23 (December 14, 1962)
Born: Fridley, Minn.
Shoots: Left
Acquired: Signed as free agent in 1985


1985-86: Starting the season in Baltimore, Chris was recalled to Pittsburgh on December 30...remained with the Pens for 5 games scoring 3 points (1g & 2a)...scored his first NHL point in his first game with Pittsburgh on December 31 at St. Louis and his first NHL goal on January 8 vs Los Angeles' goalie Rollie Melanson...returned to Baltimore on January 17 where he spent the remainder of the season...scored a total of 25 points (4g & 21a) in 65 games with Baltimore including 3 multiple point games...named co-winner of Skipjack Player of the Month Award for November.

CAREER: During his 4-year career at Lake Superior State College, Chris was named to the CCHA All Academic Team and CCHA 2nd All-Star Team...served as team captain during his junior and senior years...named LSSC Athlete of the Year in 1985...helped lead his team to the CCHA Tournament finals in 1984-85.

PERSONAL: Single, Chris worked during the summer months as a hockey school instructor...enjoys water skiing and golf...would like to obtain his masters degree in business administration after hockey career.

Season	Team	League	GP	Regular Season				Playoffs					
				G	A	PTS	PIM	GP	G	A	PTS	PIM	
1984-85	Lake Superior	CCHA	32	4	10	14	18	-	-	-	-	-	-
1985-86	Baltimore	AHL	65	4	21	25	64	-	-	-	-	-	-
1985-86	PITTSBURGH	NHL	5	1	2	3	2	-	-	-	-	-	-
NHL Totals			5	1	2	3	2	-	-	-	-	-	-
PGH Totals			5	1	2	3	2	-	-	-	-	-	-





RONALD DUGUAY

Center 6'2" 197 lbs.
 Age: 29 (July 6, 1957)
 Born: Sudbury, Ont.
 Shoots: Right
 Acquired: Trade with Detroit in 1986
 Drafted: New York Ranger's 2nd choice, 13th over-all in 1977 Amateur Draft.

1985-86: Acquired in a trade with Detroit on March 11, Ron played in the remaining 13 games of the season with Pittsburgh averaging one point a game...had at least one point in first 5 games with Pittsburgh and in 9 of 13 games played...recorded 3 of 6 goals on the power play...registered 4 multiple point games...played in 80 games between Detroit and Pittsburgh, making it his 3rd consecutive year to play the full 80-game schedule...reached two career milestones while playing with Detroit, recording his 500th NHL point and playing in his 600th NHL game.


CAREER: Was a first round draft choice, 13th overall, for the NY Rangers in 1977...played six seasons for the Rangers before being traded to Detroit in June of 1983...spent two complete seasons with Detroit before a trade sent him to Pittsburgh on March 11, 1986...played in the 1981 NHL All-Star Game...represented Canada in the 1981 Canada Cup Tournament.

PERSONAL: Ron and his wife Robin have a daughter, Amber (2)...likes karate and tennis...enjoys dabbling in the stock market and photography...lists career highlights as playing in the 1980 World Cup Tournament and playing in the Stanley Cup Finals with NY Rangers in 1978-79...Nickname is "Doogie".

Season	Team	League	Regular Season					Playoffs				
			GP	G	A	PTS	PIM	GP	G	A	PTS	PIM
1975-76	Sudbury	OHA	61	42	92	134	101	17	11	9	20	37
1976-77	Sudbury	OHA	61	43	66	109	109	6	4	3	7	5
1977-78	NY Rangers	NHL	71	20	20	40	43	3	1	1	2	2
1978-79	NY Rangers	NHL	79	27	36	63	35	18	5	4	9	11
1979-80	NY Rangers	NHL	73	28	22	50	37	9	5	2	7	11
1980-81	NY Rangers	NHL	50	17	21	38	83	14	8	9	17	16
1981-82	NY Rangers	NHL	72	40	36	76	82	20	5	1	6	31
1982-83	NY Rangers	NHL	72	19	25	44	56	9	2	2	4	28
1983-84	Detroit	NHL	80	33	47	80	34	4	2	3	5	2
1984-85	Detroit	NHL	80	38	51	89	51	3	1	0	1	7
1985-86	Detroit	NHL	67	19	29	48	26	-	-	-	-	-
1985-86	PITTSBURGH	NHL	13	6	7	13	6	-	-	-	-	-
NHL Totals			657	247	294	541	435	70	29	22	51	108
PGH Totals			13	6	7	13	6	-	-	-	-	-

Traded to DETROIT by NY RANGERS with Eddie Mio and Eddie Johnstone for Willie Huber, Mark Osborne & Mike Blaisdell, June 13, 1983. Traded to PITTSBURGH by DETROIT for Doug Shedden, March 11, 1986.





WILLIAM (Dan) FRAWLEY

Right Wing 6'0" 193 lbs.
 Age: 24 (June 2, 1962)
 Born: Sturgeon Falls, Ont.
 Shoots: Right
 Acquired: Claimed in Waiver Draft in 1985
 Drafted: Chicago's 15th choice, 204th over-all, in 1980 Entry Draft


1985-86: In his first season with Pittsburgh, Dan led the team in penalty minutes with 174. His best scoring output came on Feb. 24 when he scored 1 goal and added 2 assists to help the Pens record their first overtime win at home by defeating Los Angeles 6-5 after trailing 0-4 after the first period...recorded 3 multiple point games during the year...he scored the overtime goal at the 38 seconds mark at Minnesota on December 19. Dan missed the last game of the year with torn ligaments in his right thumb, an injury suffered on April 5 vs Philadelphia. He played in his 100th NHL game on April 1 at Washington.


CAREER: One of three players picked up in the 1985 Waiver Draft...broke into the NHL in 1983-84 with Chicago after being drafted by the Blackhawks in 1980 (15th choice)...split his time between Chicago and its minor league affiliates prior to joining the Pens last year...is coming off his first full season in the NHL with Pittsburgh.

PERSONAL: Dan and his wife Wanda have a son Carson (8) and reside in Val Caron, Ontario during the off-season...lists his biggest thrill as a hockey player as winning the 1980-81 Memorial Cup while playing junior with Cornwall...enjoys fishing and reading.

Season	Team	League	Regular Season					Playoffs				
			GP	G	A	PTS	PIM	GP	G	A	PTS	PIM
1979-80	Sudbury	OHA	63	21	26	47	67	8	0	1	1	2
1980-81	Cornwall	OMJHL	28	10	14	24	76	18	5	12	17	37
1981-82	Cornwall	OHL	64	27	50	77	239	5	3	8	11	19
1982-83	Springfield	AHL	80	30	27	57	107	-	-	-	-	-
1983-84	Chicago	NHL	3	0	0	0	0	-	-	-	-	-
1983-84	Springfield	AHL	69	22	34	56	137	4	0	1	1	12
1984-85	Chicago	NHL	30	4	3	7	64	1	0	0	0	0
1984-85	Milwaukee	IHL	25	11	12	23	125	-	-	-	-	-
1985-86	PITTSBURGH	NHL	69	10	11	21	174	-	-	-	-	-
NHL Totals			102	14	14	28	238	1	0	0	0	0
PGH Totals			69	10	11	21	174	0	0	0	0	0

Claimed by PITTSBURGH from CHICAGO in 1985 Waiver Draft, October 7, 1985





DAVID (DAVE) HANNAN


Center 5'10" 180 lbs.
 Age: 25 (November 26, 1961)
 Born: Sudbury, Ont.
 Shoots: Left
 Acquired: 1981 Entry Draft (10th round)
 Drafted: Pittsburgh's 9th choice, 196th overall,
 in 1981 Entry Draft.


1985-86: Dave led the team in shorthanded goals with 3 while serving as one of the Pens penalty killers...his best scoring output came on February 15 vs Vancouver when he scored 2 goals and added 1 assist for 3 points...his 17 goals and 35 points were personal NHL highs for a season. He played in his 200th NHL game at Montreal on March 29...Currently ranks 19th on the Pens' All-Time penalty minute list. Dave was co-winner of the Pens Unsung Hero Award along with Randy Cunneyworth.

CAREER: Pittsburgh's 9th choice in the 1981 Entry Draft...split his time between Pittsburgh and it's AHL affiliates during his four pro seasons...is coming off his first full year in the National Hockey League.

PERSONAL: Dave and his wife Ginny reside in Sudbury, Ontario during the summer months...enjoys playing golf, tennis and water skiing...lists his biggest thrill as a hockey player as scoring his first NHL goal in 1982-83.

Season	Team	League	Regular Season					Playoffs				
			GP	G	A	PTS	PIM	GP	G	A	PTS	PIM
1977-78	Windsor	OHA	68	14	16	30	43	-	-	-	-	-
1978-79	S.S. Marie	OHA	26	7	8	15	13	-	-	-	-	-
1979-80	S.S. Marie	OHA	28	11	10	21	31	-	-	-	-	-
1979-80	Brantford	OHA	25	5	10	15	26	-	-	-	-	-
1980-81	Brantford	OHA	56	46	35	81	155	6	2	4	6	20
1981-82	Erie	AHL	76	33	37	70	129	-	-	-	-	-
1981-82	PITTSBURGH	NHL	1	0	0	0	0	-	-	-	-	-
1982-83	Baltimore	AHL	5	2	2	4	13	-	-	-	-	-
1982-83	PITTSBURGH	NHL	74	11	22	33	127	-	-	-	-	-
1983-84	Baltimore	AHL	47	18	24	42	98	10	2	6	8	27
1983-84	PITTSBURGH	NHL	24	2	3	5	33	-	-	-	-	-
1984-85	Baltimore	AHL	49	20	25	45	91	-	-	-	-	-
1984-85	PITTSBURGH	NHL	30	6	7	13	43	-	-	-	-	-
1985-86	PITTSBURGH	NHL	75	17	18	35	91	-	-	-	-	-
NHL Totals			204	36	50	86	294					
PGH Totals			204	36	50	86	294					





RANDY GEORGE HILLIER

Defense 6'0" 190 lbs.
Age: 26 (March 30, 1960)
Born: Toronto, Ont.
Shoots: Right
Acquired: Trade with Boston in 1984
Drafted: Boston's 4th choice, 102nd over-all, in 1980 Entry Draft.


1985-86: Randy has been plagued with injuries during his two seasons with Pittsburgh...a neck injury had him miss the game on November 4...missed 25 games after suffering torn knee ligaments in his right knee on November 30 vs NY Rangers...was sent to Baltimore on January 25 for conditioning...played in 8 games for the Skipjacks scoring 5 assists...was recalled on February 10...played 6 games for the Pens after being recalled. Finished the year with 3 NHL assists in 28 games.


CAREER: Boston's 4th choice in the 1980 Entry Draft...played 2 years junior with Sudbury compiling 98 points on 24 goals and 74 assists...was named to the 1979-80 OHL All-Star Team...broke into the NHL ranks in 1981-82 with Boston and played the following 2 full seasons with the Bruins before being traded to Pittsburgh in 1985.

PERSONAL: Randy and his wife Heather spend most of the off-season in Ontario...they are both very active with the Cystic Fibrosis Foundation in Pittsburgh...Randy served as Honorary Chairman for the CF "65 Roses Club" during the 1985-86 season.

Season	Team	League	GP	Regular Season					Playoffs				
				G	A	PTS	PIM	GP	G	A	PTS	PIM	
1978-79	Sudbury	OHA	61	8	25	33	173	10	2	5	7	21	
1979-80	Sudbury	OHA	60	16	49	65	143	9	3	6	9	14	
1980-81	Springfield	AHL	64	3	17	20	105	6	0	2	2	36	
1981-82	Erie	AHL	35	6	13	19	52	-	-	-	-	-	
1981-82	Boston	NHL	25	0	8	8	29	8	0	1	1	16	
1982-83	Boston	NHL	70	0	10	10	99	3	0	0	0	4	
1983-84	Boston	NHL	69	3	12	15	125	-	-	-	-	-	
1984-85	PITTSBURGH	NHL	45	2	19	21	56	-	-	-	-	-	
1985-86	Baltimore	AHL	8	0	5	5	14	-	-	-	-	-	
1985-86	PITTSBURGH	NHL	28	0	3	3	53	-	-	-	-	-	
NHL Totals			237	5	52	57	362	11	0	1	1	20	
PGH Totals			73	2	22	24	109	-	-	-	-	-	

Traded by BOSTON to PITTSBURGH for Pittsburgh's fourth round draft choice in 1985 Entry Draft, October 11, 1984.





JAMES ERIK (JIM) JOHNSON

Defense 6'0" 186 lbs.
Age: 24 (August 9, 1962)
Born: New Hope, Minn.
Shoots: Left
Acquired: Signed as Free Agent in 1985


1985-86: A defensive defenseman, Jim recorded 29 points during his rookie season, finishing 3rd among the teams defensemen in assists with 26. He led Penguin defensemen in +/- with a +12 and was tied with Randy Cunneyworth for second on the team in that category...recorded four multiple point games...had an assist in four straight games from Feb. 2 to Feb. 15...registered an assist in 6 out of 7 games from Feb. 2 to Feb. 21...scored goals in back-to-back games on Mar. 1 (1g & 1a) and Mar. 4 (1g). Jim recorded 2 assists in his first pro game vs Montreal on Oct. 10 and recorded his first NHL goal on October 23 when he scored unassisted against Toronto's Don Edwards. He enjoyed an injury-free season and was the only Penguin player to play in all 80 games.

CAREER: Jim played 40 or more games during each of his four years at the University of Minnesota Duluth, winning the WCHA Title in 1983 & 1984...was named to the All Academic Team each year at UMD and was a 2nd Team All American for 3 years. Played for Team USA in the 1985 World Championships in Prague, Czechoslovakia and again in 1986 in the USSR.

PERSONAL: Jim and his wife Jody were married this summer...he enjoys hunting and fishing...took business courses during the off-season to prepare for a career in Sales-Marketing after hockey.

Season	Team	League	Regular Season				Playoffs					
			GP	G	A	PTS	PIM	GP	G	A	PTS	PIM
1981-82	UMD	WCHA	40	0	10	10	62	-	-	-	-	-
1982-83	UMD	WCHA	44	3	18	21	118	-	-	-	-	-
1983-84	UMD	WCHA	43	3	13	16	116	-	-	-	-	-
1984-85	UMD	WCHA	47	7	29	36	106	-	-	-	-	-
1985-86	PITTSBURGH	NHL	80	3	26	29	115	-	-	-	-	-
NHL Totals			80	3	26	29	115	-	-	-	-	-
PGH Totals			80	3	26	29	115	-	-	-	-	-





KEVIN LAVALLEE

Left Wing 5'9" 180 lbs.
Age: 25 (September 16, 1961)
Born: Sudbury, Ont.
Shoots: Left
Acquired: Signed as free agent in 1986
Drafted: Atlanta's 3rd choice, 32nd over-all, in 1980 Entry Draft.

1985-86: As a member of the St. Louis Blues, Kevin had a 4-game goal scoring streak from March 1 to March 6 and tied Bernie Federko for the longest point scoring streak on the club with a 12-game string from March 1 to March 22...he recorded 8 goals and 5 assists for 13 points during that 12-game stretch...he had points in 18 of his final 24 games scoring 11 goals and 9 assists...netted the game-winning goal against Toronto in the seventh and deciding game of the Division Finals and had 4 points on 2 goals and 2 assists in 13 playoff games for the Blues.


CAREER: Drafted by Calgary in the third round of the 1980 Entry Draft...cracked the Flames lineup at age 18 in 1980-81...scored his first NHL goal on October 14, 1980 against Los Angeles...played 3 years in the Calgary organization before being traded to Los Angeles in June of 1983...signed with St. Louis as a free agent in August of 1984...spent 2 years with St. Louis before signing with Pittsburgh prior to the 1986-87 season.

PERSONAL: Married to Cindy and has two sons, Michael (3) and Matthew (18 mos.)...enjoys the outdoors especially boating and fishing.

Season	Team	League	Regular Season					Playoffs				
			GP	G	A	PTS	PIM	GP	G	A	PTS	PIM
1978-79	Brantford	OHA	66	27	23	50	30	-	-	-	-	-
1979-80	Brantford	OHA	65	65	70	135	50	10	10	4	14	7
1980-81	Calgary	NHL	77	15	20	35	16	8	2	3	5	4
1981-82	Calgary	NHL	75	32	29	61	30	3	0	0	0	7
1982-83	Colorado	CHL	5	5	4	9	0	-	-	-	-	-
1982-83	Calgary	NHL	60	19	16	35	17	8	1	3	4	4
1983-84	Los Angeles	NHL	19	3	3	6	2	-	-	-	-	-
1983-84	New Haven	AHL	47	29	23	52	25	-	-	-	-	-
1984-85	St. Louis	NHL	38	15	17	32	8	-	-	-	-	-
1985-86	St. Louis	NHL	64	18	20	38	8	13	2	2	4	6
NHL Totals			273	83	89	172	64	24	4	5	9	17

Traded to LOS ANGELES by CALGARY with Carl Mokosak for Steve Bozek, June 20, 1983. Signed as free agent by PITTSBURGH, September 10, 1986.





MARIO LEMIEUX


Center 6'4" 211 lbs.
 Age: 21 (October 5, 1965)
 Born: Montreal, Que.
 Shoots: Right
 Acquired: 1984 Entry Draft (1st round)
 Drafted: Pittsburgh's 1st choice, 1st over-all in 1984 Entry Draft


1985-86: Making his presence known in the record books, Mario led the team in goals (48), assists (93) and points (141) and ranked second in the entire League in points and assists...recorded a 28-game scoring streak from Jan. 11 to Mar. 15, scoring (21g & 38a) for 59 points in that span (2nd longest scoring streak in the NHL last year and 4th longest in NHL history)...had a 6-game goal scoring streak, scoring 10 goals from Feb. 8 to Feb. 21...compiled 23 assists during a 14-game assist streak from Jan. 15 to Feb. 16 (2nd longest in NHL last year)...recorded 11 multiple goal games including a 4-goal effort at St. Louis on Dec. 31...had 44 multiple point games (22 - 2pts, 15 - 3pts, 5 - 4pts, 1 - 5pts, 1 - 6pts)...best scoring output on Dec. 31 at St. Louis scoring (4g & 2a) for 6 points...had at least 1 point in 65 of 79 games played...led team in PP points (62), PP assists (45) and 2nd in PP goals (17)...scored OT goal on Apr. 6 at NYR and assisted on the only two other OT goals scored by the Pens at Minnesota (Dec. 19) & vs Los Angeles (Feb. 24)...won NHL Player of the Week honors on Feb. 15 when he scored 7 points in two Penguin victories...recorded his 100th NHL assist on Jan. 1 at Chicago and his 200th NHL point on Feb. 15 vs Vancouver...played in his 2nd All-Star Game...voted to NHL Second All-Star team...2nd in voting for NHL Hart Trophy (League's MVP)...awarded the Lester B. Pearson Award by the NHLPA.

CAREER: Named the Canadian Major Junior Hockey Player of the Year in 1983-84 while playing with Laval...played for Team Canada in the 1985 World Cup Championships...won the Calder Memorial Trophy (NHL Rookie of the Year Award) in 1985...named to the NHL All-Rookie Team and won MVP honors at the 1985 NHL All-Star Game. Ranks 13th on the Pens all-time point scoring list (241), 13th in goals (91) and 11th in assists (150).

PERSONAL: Single, Mario spends the summer months at his home in Montreal...is an avid golfer in the off-season...notes one of his biggest hockey thrills as scoring his first NHL goal at Boston in the 1985-86 season opener.

Season	Team	League	Regular Season					Playoffs				
			GP	G	A	PTS	PIM	GP	G	A	PTS	PIM
1981-82	Laval	QMJHL	64	30	66	96	22	18	5	9	14	31
1982-83	Laval	QMJHL	66	84	100	184	76	12	14	18	32	18
1983-84	Laval	QMJHL	70	133*	149*	282*	92	14	29*	23*	52*	29
1984-85	PITTSBURGH	NHL	73	43	57	100	54	-	-	-	-	-
1985-86	PITTSBURGH	NHL	79	48	93	141	43	-	-	-	-	-
NHL Totals			152	91	150	241	97	-	-	-	-	-
PGH Totals			152	91	150	241	97	-	-	-	-	-





BO MORGAN WILLY LINDSTROM

Right Wing 6'0" 175 lbs.
 Age: 35 (May 5, 1951)
 Born: Grunns, Sweden
 Shoots: Left
 Acquired: Claimed in Waiver Draft in 1985


1985-86: Picked up in the 1985 NHL Waiver Draft from Edmonton, Willy played in 71 games for the Pens scoring 14 goals and 17 assists for 31 points. Registered a 7-game scoring streak from November 19 to December 2 scoring 3 goals and 5 assists during that time. He missed 5 games with a lined-up shoulder sustained at Vancouver on January 24...was out of the lineup for another 2 games after reinjuring shoulder on February 27 at NY Rangers. Played in his 500th NHL game on February 15 vs Vancouver and recorded his 300th NHL point vs Philadelphia on April 5.


CAREER: Entering his 12th pro season, Willy played 4 seasons with Winnipeg in the WHA and 3 in the NHL before being traded to Edmonton during the last month of the 1982-83 season...played 2 full seasons with Edmonton before Pittsburgh claimed him in the first round of the 1985 Waiver Draft...he has never played a game in the minors during his pro career.

PERSONAL: Willy and his wife Britt have two children, Jonna (4) and Liam (18 months)...spends the off-season at his home in Sweden...enjoys working on cars and would like to work as an automobile mechanic when retired from hockey...list biggest thrill in hockey as winning the Stanley Cup with the Edmonton Oilers.

Season	Team	League	Regular Season					Playoffs				
			GP	G	A	PTS	PIM	GP	G	A	PTS	PIM
1973-74	Vastra Frolunda		27	19	11	30	22	-	-	-	-	-
1973-74	Swedish Nationals		15	8	6	14	8	-	-	-	-	-
1974-75	Vastra Frolunda		29	18	15	33	24	-	-	-	-	-
1974-75	Swedish Nationals		27	7	5	12	10	-	-	-	-	-
1975-76	Winnipeg	WHA	81	23	36	59	32	13	4	7	11	2
1976-77	Winnipeg	WHA	79	44	36	80	37	20	9	6	15	22
1976-77	Swedish Nationals		5	0	0	0	9	-	-	-	-	-
1977-78	Winnipeg	WHA	77	30	30	60	42	8	3	4	7	17
1978-79	Winnipeg	WHA	79	26	36	62	22	10	10	5	15	9
1979-80	Winnipeg	NHL	79	23	26	49	20	-	-	-	-	-
1980-81	Winnipeg	NHL	72	22	13	35	45	-	-	-	-	-
1981-82	Winnipeg	NHL	74	32	27	59	33	4	2	1	3	2
1982-83	Winnipeg	NHL	63	20	25	45	8	-	-	-	-	-
1982-83	Edmonton	NHL	10	6	5	11	2	16	2	11	13	4
1983-84	Edmonton	NHL	73	22	16	38	38	19	5	5	10	10
1984-85	Edmonton	NHL	80	12	20	32	18	18	5	1	6	8
1985-86	PITTSBURGH	NHL	71	14	17	31	30	-	-	-	-	-
NHL Totals			522	151	149	300	194	57	14	18	32	24
PGH Totals			71	14	17	31	30	0	0	0	0	0

Signed as free agent by WINNIPEG, July 25, 1979. Traded to EDMONTON by WINNIPEG for Laurie Boschman, March 8, 1983. Claimed by PITTSBURGH in 1985 Waiver Draft, October 7, 1985.





TROY LONEY


Left Wing 8'3" 206 lbs.
Age: 23 (September 21, 1963)
Born: Bow Island, Alta.
Shoots: Left
Acquired: 1982 Entry Draft (3rd round)
Drafted: Pittsburgh's 3rd choice, 52nd over-all,
 in 1982 Entry Draft.


1985-86: Held scoreless during his first 17 games played, Troy was sent down to Baltimore (AHL) on November 21...recalled on January 27...returned to Baltimore for one week in February then came back to Pittsburgh scoring 6 points in his next 7 games including 2 multiple points games. Finished the year with 12 points (3g & 9a) in 47 games with Pittsburgh and accumulated 23 points (12g & 11a) during 33 games with the Skipjacks.

CAREER: Pittsburgh's 3rd selection in the 1982 Entry Draft, Troy played 3 years with Lethbridge in the WHL scoring a total of 77 goals and 80 assists before turning pro...split each of his 3 pro seasons between Pittsburgh and Baltimore (AHL).

PERSONAL: Troy and Aafke were married over the summer...worked hockey schools during off season...lists career highlight as scoring first NHL goal in 1984-85.

Season	Team	League	Regular Season					Playoffs				
			GP	G	A	PTS	PIM	GP	G	A	PTS	PIM
1980-81	Lethbridge	WHL	71	18	13	31	100	9	2	3	5	14
1981-82	Lethbridge	WHL	71	26	33	59	152	12	3	3	6	10
1982-83	Lethbridge	WHL	72	33	34	67	156	20	10	7	17	43
1983-84	PITTSBURGH	NHL	13	0	0	0	9	-	-	-	-	-
1983-84	Baltimore	AHL	63	18	13	31	147	10	0	2	2	19
1984-85	PITTSBURGH	NHL	46	10	8	18	59	-	-	-	-	-
1984-85	Baltimore	AHL	15	4	2	6	25	-	-	-	-	-
1985-86	PITTSBURGH	NHL	47	3	9	12	95	-	-	-	-	-
1985-86	Baltimore	AHL	33	12	11	23	84	-	-	-	-	-
NHL Totals			106	13	17	30	163	-	-	-	-	-
PGH Totals			106	13	17	30	163	-	-	-	-	-





MAURICE W. (MOE) MANTHA

Defense 6'2" 209 lbs.
Age: 25 (January 21, 1961)
Born: Lakewood, Ohio
Shoots: Right
Acquired: Trade with Winnipeg in 1984
Drafted: Winnipeg's 2nd choice, 23rd overall in 1980 Entry Draft


1985-86: For the second consecutive season Moe led Penguin defensemen in scoring (67 points)...he also led Penguin defenders in assists (52) and shared the lead in goals (15) with Norm Schmidt...ranked 2nd on the team in assists, power play points (41) and power play assists (30)...was the team's 3rd leading scorer and tied Terry Ruskowski for 3rd in power play goals with 11...Moe finished 8th among all NHL defensemen in scoring. He had 17 multiple point games including two 3-point games on Nov. 27 vs Toronto (1g & 2a) and Feb. 15 vs Vancouver (3a)...Scored 2 goals at St. Louis on Jan. 18. He missed 2 games after suffering a sprained knee on Feb. 15 vs Vancouver then returned to the lineup putting together a 7-game scoring streak from Feb. 21 to Mar. 4 recording 8 points (1g & 7a)...played in his 300th NHL game at Boston on Feb. 2 and recorded his 200th NHL point vs Vancouver on Feb. 15... His 67 points and 52 assists were career highs.

CAREER: Winnipeg's 2nd choice in the 1980 NHL draft, Moe spent 4 years in the Jets' organization before a trade sent him to Pittsburgh for the 1984-85 season...served as captain of Team USA in the 1984 World Championship series where he first played with teammate Jim Johnson.

PERSONAL: Moe and his wife Kathy became new parents this summer with the birth of daughter Ashley in June...he enjoys fishing, golfing and restores antiques as a hobby...served as Honorary Chairman for the Special Olympics of North Bay in Sturgeon Falls, Ontario this summer.

Season	Team	League	GP	Regular Season				Playoffs				
				G	A	PTS	PIM	GP	G	A	PTS	PIM
1978-79	Toronto	OHA	68	10	38	48	57	4	0	2	2	11
1979-80	Toronto	OHA	58	8	38	46	86	-	-	-	-	-
1980-81	Winnipeg	NHL	58	2	23	25	35	-	-	-	-	-
1981-82	Tulsa	CHL	33	8	15	23	56	-	-	-	-	-
1981-82	Winnipeg	NHL	25	0	12	12	28	4	1	3	4	16
1982-83	Sherbrooke	AHL	13	1	4	5	13	-	-	-	-	-
1982-83	Winnipeg	NHL	21	2	7	9	6	2	2	2	4	0
1983-84	Sherbrooke	AHL	7	1	1	2	10	-	-	-	-	-
1983-84	Winnipeg	NHL	72	16	38	54	67	3	1	0	1	0
1984-85	PITTSBURGH	NHL	71	11	40	51	54	-	-	-	-	-
1985-86	PITTSBURGH	NHL	78	15	52	67	102	-	-	-	-	-
NHL Totals			325	46	172	218	292	9	4	5	9	16
PGH Totals			149	26	92	118	244	-	-	-	-	-

Traded to PITTSBURGH by WINNIPEG with Winnipeg's first round choice (Doug Bodger) in 1984 Entry Draft for Randy Carlyle on May 1, 1984. (Carlyle sent to Winnipeg on March 5, 1984)





DWIGHT MATHIASEN

Right Wing 6'1" 196 lbs.
 Age: 23 (May 12, 1963)
 Born: Brandon, Manitoba
 Shoots: Right
 Acquired: Signed as Free Agent in 1986

1985-86: Signed as a free agent on March 31, Dwight played the last four games of the season scoring his first NHL goal & point on April 6 at NY Rangers. In his junior year at the University of Denver, Dwight scored 40 goals and added 49 assists for 89 points in 48 games with the Pioneers...he recorded a 28-game scoring streak, the longest in the school's history...his 89 points ranks 2nd for highest one-year point total at Denver...he currently ranks 2nd on the All-Time Scoring list at Denver with 198 points...was named to the Western Collegiate Hockey Association Second All-Star Team.

CAREER: Played for the University of Denver scoring over 50 points during each of his three seasons...played in his first NHL game on April 1 at Washington.

PERSONAL: Single, Dwight credits his family with helping his hockey career the most...lists his biggest thrill as a hockey player as signing his first pro contract with the Penguins.

Season	Team	League	GP	Regular Season				Playoffs				
				G	A	PTS	PIM	GP	G	A	PTS	PIM
1983-84	Denver	WCHA	36	24	27	51	-	-	-	-	-	-
1984-85	Denver	WCHA	39	26	32	58	-	-	-	-	-	-
1985-86	Denver	WCHA	48	40	49	89	-	-	-	-	-	-
1985-86	PITTSBURGH	NHL	4	1	0	1	2	-	-	-	-	-
	NHL Totals		4	1	0	1	2	-	-	-	-	-
	PGH Totals		4	1	0	1	2	-	-	-	-	-





GILLES MELOCHE

Goaltender 5'9" 182 lbs.
 Age: 36 (July 12, 1950)
 Born: Montreal, Que.
 Catches: Left
 Acquired: Trade with Edmonton in 1985
 Drafted: Chicago's 5th choice, 70th over-all in 1970 Amateur Draft


Gilles played in 34 games during his first season with Pittsburgh, recording a 3.59 goals against average and compiling a 13-15-5 record...4-5-3 at home and 9-10-2 on the road...established a 4-game unbeaten streak from Jan. 8 to Jan. 22...broke a finger on his right hand at Montreal on November 2 and missed a total of 14 games from November 4 to December 4...recorded 1 assist and 2 penalty minutes during the season...was named #1 Star of the Game on two occasions.


Entering his 17th NHL season, 2nd with Pittsburgh...Gilles broke into the NHL ranks playing 2 games for Chicago in 1970-71 after the Blackhawks drafted him in 1970 on their 5th choice...traded to California in October of 1971, he played 5 years with the Golden Seals...played 2 years with the Cleveland Barons and 7 years with the Minnesota North Stars...played in the Stanley Cup Finals with Minnesota in 1980-81.

A native of Montreal, Gilles and his wife Nicole have two children, Eric (10) and Annie (7)...brother Denis played in the CHL with Salt Lake...enjoys playing golf.

Season	Team	League	Regular Season					Playoffs					
			GP	MP	GA	SO	AVG	GP	MP	GA	SO	AVG	
1970-71	Chicago	NHL	2	120	6	0	3.00	-	-	-	-	-	-
1970-71	Flint	IHL	33	1866	104	2	3.34	3	183	11	0	3.61	-
1971-72	California	NHL	56	3121	173	4	3.33	-	-	-	-	-	-
1972-73	California	NHL	59	3473	235	1	4.06	-	-	-	-	-	-
1973-74	California	NHL	47	2800	198	1	4.24	-	-	-	-	-	-
1974-75	California	NHL	47	2771	186	1	4.03	-	-	-	-	-	-
1975-76	California	NHL	41	2440	140	1	3.44	-	-	-	-	-	-
1976-77	Cleveland	NHL	51	2961	171	2	3.47	-	-	-	-	-	-
1970-71	Cleveland	NHL	54	3100	195	1	3.77	-	-	-	-	-	-
1978-79	Minnesota	NHL	53	3118	173	2	3.33	-	-	-	-	-	-
1979-80	Minnesota	NHL	54	3141	160	1	3.06	11	564	34	1	3.62	-
1980-81	Minnesota	NHL	38	2215	120	2	3.25	13	802	47	0	3.52	-
1981-82	Minnesota	NHL	51	3026	175	1	3.47	4	184	8	0	2.61	-
1982-83	Minnesota	NHL	47	2689	160	1	3.57	5	319	18	0	3.38	-
1983-84	Minnesota	NHL	52	2883	201	2	4.18	4	200	11	0	3.30	-
1984-85	Minnesota	NHL	32	1817	115	0	3.80	8	395	25	1	3.80	-
1985-86	PITTSBURGH	NHL	34	1989	119	0	3.59	-	-	-	-	-	-
NHL Totals			718	41664	2527	20	3.64	45	2464	143	2	3.48	-
PGH Totals			34	1989	119	0	3.59	-	-	-	-	-	-

Traded to CALIFORNIA by CHICAGO with Paul Shmyr for Gerry Desjardins, October 18, 1971. Protected by MINNESOTA prior to Cleveland-Minnesota Despersal Draft, June 15, 1978. Traded by EDMONTON to PITTSBURGH for Tim Hrynewich and Marty McSorley, September 12, 1985.





ROBERTO ROMANO

Goaltender 5'6" 175 lbs.
 Age: 24 (October 10, 1962)
 Born: Montreal, Que.
 Catches: Left
 Acquired: Signed as free agent in 1982


1985-86: Roberto is coming off his first full season in the NHL...posted a 3.55 goals against average through 46 games and a 21-20-3 record...16-10-2 at home and 5-10-1 on the road...was named NHL Player of the Week for the period of Feb. 23 to Mar. 1 when he won 3 out of 4 games and registered a 1.96 goals against average...recorded his 20th win of the season on Mar. 1 vs Hartford, the most by a Penguin goaltender since 1981-82 when Michel Dion won 25...recorded the 3rd (Dec. 2 at NYR) and 4th (Feb. 8 vs New Jersey) shutouts of his career...recorded 4 consecutive wins from Nov. 27 to Dec. 4 (vs Toronto, NY Rangers, at NY Rangers & vs Detroit) and was shutting out Buffalo on Dec. 6 when he suffered a bruised neck (replaced by Meloche) to end his streak.

CAREER: Signed with Pittsburgh as a free agent in 1982, Roberto split his time between Pittsburgh and Baltimore (AHL) during his first three years of pro...his 3.55 goals against average last year was an NHL career best.

PERSONAL: A Montreal native, Roberto split his time between Pittsburgh and Montreal during the off-season...he and his wife Julie were married over the summer...enjoys playing guitar and drawing in his spare time.

Season	Team	League	Regular Season					Playoffs				
			GP	MP	GA	SO	AVG	GP	MP	GA	SO	AVG
1979-80	Quebec	QMJHL	52	2411	183	0	4.55	3	150	12	0	4.80
1980-81	Quebec	QMJHL	59	3174	233	0	4.40	4	164	18	0	6.59
1981-82	Hull	QMJHL	56	3090	194	1	3.77	13	760	50	0	3.95
1982-83	PITTSBURGH	NHL	3	155	18	0	6.98	-	-	-	-	-
1982-83	Baltimore	AHL	38	2163	146	0	4.05	-	-	-	-	-
1983-84	PITTSBURGH	NHL	18	1020	78	1	4.59	-	-	-	-	-
1983-84	Baltimore	AHL	31	1759	106	0	3.62	9	544	36	0	3.97
1984-85	PITTSBURGH	NHL	31	1629	120	1	4.42	-	-	-	-	-
1984-85	Baltimore	AHL	12	719	44	0	3.67	-	-	-	-	-
1985-86	PITTSBURGH	NHL	46	2684	159	2	3.55	-	-	-	-	-
NHL Totals			98	5488	375	4	4.10	-	-	-	-	-
PGH Totals			98	5488	375	4	4.10	-	-	-	-	-





TERRY WALLACE RUSKOWSKI

Left Wing 5'9" 183 lbs.
Age: 31 (December 31, 1954)
Born: Prince Albert, Saskatchewan
Shoots: Left
Acquired: Signed as Free Agent in 1985
Drafted: Chicago's 4th choice, 70th over-all, in 1974 Amateur Draft


1985-86: During his first season with the Pens, Terry led the team in game-winning goals with 7...finished 3rd on the team in goals with 26 and 4th in assists (37) and points (63)...ranked 2nd in penalty minutes with 162...tied for 3rd on the team with 11 power play goals. Terry ranked 2nd in the League in shooting percentage with 28.6% only .2% behind NHL leader Jari Kurri. He recorded 15 multiple point games including two 2-goal games...his best offensive efforts were 3-points games at Vancouver on Nov. 13 and at NY Rangers on Dec. 15. His longest scoring streak of the season was from Feb. 27 to Mar. 15 when he scored 10 points (3g & 7a) in 8 games. He was out of the lineup for 2 games with a sprained thumb and missed the last 5 games of the season with a sprained left knee he suffered on Mar. 26 vs Edmonton. Played his 500th NHL game on Mar. 7 at Edmonton and scored his 300th NHL point at Montreal on Nov. 2.


CAREER: Entering his 8th season in the NHL, Terry joined the Chicago Black Hawks in 1979-80 and played 3 seasons with Chicago before being traded to Los Angeles during the first weeks of the 1982-83 season. He played 3 seasons with LA before signing with Pittsburgh as a free agent in 1985. Prior to his NHL career, he played 5 years in the WHA and was a member of the Avco Cup Champions with Houston in 1975-76 and Winnipeg in 1978-79.

PERSONAL: Terry and his wife Carol have two daughters, Jill (4) and Kate (1)...residing in Pittsburgh this past summer, Terry worked in PR and Sales for Strohs in addition to making many promotional appearances for the Pens...his biggest thrills as a hockey player have been playing with Gordie Howe & Stan Mikita, recording a 4-goal game and winning the WHA Championships...enjoys playing golf and softball in his spare time.

Season	Team	League	Regular Season					Playoffs				
			GP	G	A	PTS	PIM	GP	G	A	PTS	PIM
1972-73	S. Current	WHL	53	25	64	89	136	-	-	-	-	-
1973-74	S. Current	WHL	68	40	93	133	243	13	5	23*	28	23
1974-75	Houston	WHA	71	10	36	46	134	13	4	2	6	15
1975-76	Houston	WHA	65	14	35	49	100	16	6	10	16	64*
1976-77	Houston	WHA	80	24	60	84	146	11	6	11	17	67*
1977-78	Houston	WHA	78	15	57	72	170	4	1	1	2	5
1978-79	Winnipeg	WHA	75	20	66	86	211	8	1	12*	13	23
1979-80	Chicago	NHL	74	15	55	70	252	4	0	0	0	22
1980-81	Chicago	NHL	72	8	51	59	225	3	0	2	2	11
1981-82	Chicago	NHL	60	7	30	37	120	11	1	2	3	53
1982-83	Chicago	NHL	5	0	2	2	12	-	-	-	-	-
1982-83	Los Angeles	NHL	71	14	30	44	127	-	-	-	-	-
1983-84	Los Angeles	NHL	77	7	25	32	89	-	-	-	-	-
1984-85	Los Angeles	NHL	78	16	33	49	144	3	0	2	2	0
1985-86	PITTSBURGH	NHL	72	26	37	63	162	-	-	-	-	-
NHL Totals			509	93	263	356	1031	21	1	6	7	86
PGH Totals			73	26	37	63	162	-	-	-	-	-

Reclaimed by CHICAGO from WINNIPEG prior to Expansion Draft, June 9, 1979.
 Traded to LOS ANGELES by CHICAGO for Larry Goodenough and Los Angeles' third round choice (Trent Yawney) in the 1984 Entry Draft, October 24, 1982.





NORM SCHMIDT

Defense 5'11" 198 lbs.
Age: 23 (January 24, 1963)
Born: Sault Ste, Marie, Ontario
Shoots: Right
Acquired: 1981 Entry Draft (4th Round)
Drafted: Pittsburgh's 3rd choice, 70th overall, in 1981 Entry Draft.


1985-86: Norm missed the first 13 games of the season due to a knee injury suffered at training camp...joined the team on November 8 and went on to score 15 goals, sharing the goal scoring lead among defensemen with Moe Mantha...scored a total of 6 points on the power play (3g & 3a)...had an assist on 2 of Pittsburgh's 3 overtime goals...registered 6 multiple point games and 3 multiple goal games...best scoring outputs came on November 22 (2g & 1a) vs Winnipeg and on January 1 (2g & 1a) at Chicago...put together a 6-game scoring streak from Dec. 11 to Dec. 21 notching 2 goals and 5 assists during that period...missed 1 game with a mouth injury sustained on March 1 vs Hartford...his 29 points were a pro career high.

CAREER: Drafted by Pittsburgh in 1981...played 3 years of junior for Oshawa and was named to the OHA First All-Star Teams in 1980 and 1981...spent his first year of pro hockey with Pittsburgh's AHL affiliate in Baltimore (83-84) then split time the following season (84-85) between Pittsburgh and Baltimore before completing his first full season in the NHL ranks last year.

PERSONAL: Single, Norms spends the off-season at his home in Sault Ste. Marie, Ontario...recently started a demolition company...enjoys golf and auto mechanics...lists career highlights as winning the OHL title with the Oshawa Generals and scoring his first NHL goal.

Season	Team	League	Regular Season					Playoffs				
			GP	G	A	PTS	PIM	GP	G	A	PTS	PIM
1980-81	Oshawa	OHA	65	12	25	37	73	11	2	5	7	25
1981-82	Oshawa	OHL	67	13	48	61	172	12	6	10	16	45
1982-83	Oshawa	OHL	61	21	49	70	114	17	4	16	20	47
1983-84	Baltimore	AHL	43	4	12	16	31	-	-	-	-	-
1984-85	PITTSBURGH	NHL	34	6	12	18	12	-	-	-	-	-
1984-85	Baltimore	AHL	33	0	22	22	31	-	-	-	-	-
1985-86	PITTSBURGH	NHL	66	15	14	29	57	-	-	-	-	-
NHL Totals			100	21	26	47	69	-	-	-	-	-
PGH Totals			100	21	26	47	69	-	-	-	-	-





CRAIG SIMPSON


Center 6'2" 192 lbs.
 Age: 19 (February 15, 1967)
 Born: London, Ontario
 Shoots: Right
 Acquired: 1985 Entry Draft (1st round)
 Drafted: Pittsburgh's 1st choice, 2nd over-all
 in 1985 Entry Draft


1985-86: Craig scored his first NHL goal and point in his fifth game on October 24 vs Toronto then went on to record one point in each of the next four games (2g & 3a). He tallied 5 multiple point games and two multiple goal games...recorded two 3-point games on December 15 at NY Rangers (2g & 1 a) and February 24 vs Los Angeles (2g & 1a).

CAREER: Pittsburgh's 1st choice, 2nd overall, in the 1985 Entry Draft...led the Central Collegiate Hockey Association in scoring in 1984-85 with 84 points (31g & 53a) in 42 games with Michigan State. During his sophomore year at MSU, Craig was named to the CCHA First All American Team, CCHA All Tournament Team & CCHA Titan All American Team. He was also a finalist for the Hobey Baker Award (Outstanding College Hockey Player).

PERSONAL: Craig spent the summer months working towards his business administration degree at Michigan State University...his brother Dave, drafted by the NY Islanders in 1980, played for Pittsburgh's AHL affiliate in Baltimore last year. Nickname is "Simmer".

Season	Team	League	Regular Season				Playoffs					
			GP	G	A	PTS	PIM	GP	G	A	PTS	PIM
1983-84	Michigan St.	CCHA	30	8	28	36	22	-	-	-	-	-
1984-85	Michigan St.	CCHA	32	24	45	69	29	10	7	6	13	4
1985-86	PITTSBURGH	NHL	76	11	17	28	49	-	-	-	-	-
	NHL TOTALS		76	11	17	28	49	-	-	-	-	-
	PGH TOTALS		76	11	17	28	49	-	-	-	-	-





VILLE JUSSI SIREN (SEAR-IN)

Defense 6'1" 193 lbs.
Age: 22 (February 11, 1964)
Born: Tampere, Finland
Shoots: Left
Acquired: Trade with Hartford in 1984
Drafted: Hartford's 3rd choice, 23rd overall in 1983 Entry Draft

1985-86: Ville is entering his second season in the NHL after scoring 12 points on 4 goals and 8 assists in his rookie year. He registered his first NHL point in his second game on October 12 vs Philadelphia and scored his first NHL goal against NY Islanders' Billy Smith on December 28. Ville missed 19 games with a cracked ankle he sustained on October 16 at Chicago.

CAREER: Played for the Finnish Junior National Team for two seasons prior to joining the Pens where his team won the silver medal in 1984 at the Junior World Championships...was a member of the Finnish Championship Team in 1985...competed against teammates Mario Lemieux, Moe Mantha and Jim Johnson during the World Championships in Prague, Czechoslovakia in 1985 as a member of the Finnish National Team.

PERSONAL: Ville spent the off-season at his home in Tampere, Finland...he enjoys playing tennis...credits his father with most helping his hockey career.

Season	Team	League	GP	Regular Season				Playoffs					
				G	A	PTS	PIM	GP	G	A	PTS	PIM	
1984-85	Ilves	Finland	36	11	13	24							
1985-86	PITTSBURGH	NHL	60	4	8	12	32						
NHL Totals			60	4	8	12	32						
PGH Totals			60	4	8	12	32						

Traded to PITTSBURGH by HARTFORD for Pat Boutette, November 16, 1984.



IN THE SYSTEM

ROGER BELANGER

Right Wing 6'0" 198 lbs.
 Age: 20 (December 1, 1965)
 Born: St. Catharines, Ontario
 Shoots: Right
 Acquired: 1984 Entry Draft (1st Round)
 Drafted: Pittsburgh's 3rd choice,
 16th overall, in 1984 Entry Draft



Season	Team	League	Regular Season				Playoffs					
			GP	G	A	PTS	PIM	GP	G	A	PTS	PIM
1982-83	London	OHL	68	17	14	31	53	1	0	0	0	5
1983-84	Kingston	OHL	67	44	46	90	66	-	-	-	-	-
1984-85	PITTSBURGH	NHL	44	3	5	8	32	-	-	-	-	-
1984-85	Hamilton	OHL	3	3	3	6	0	-	-	-	-	-
1985-86	Baltimore	AHL	69	17	21	38	61	-	-	-	-	-
NHL Totals			44	3	5	8	32	-	-	-	-	-
PGH Totals			44	3	5	8	32	-	-	-	-	-

PHILLIPPE RICHARD (PHIL) BOURQUE


Defense 6'0" 217 lbs.
 Age: 24 (June 8, 1962)
 Born: Chelmsford, Mass.
 Shoots: Left
 Acquired: Signed as Free Agent in 1982



Season	Team	League	Regular Season				Playoffs					
			GP	G	A	PTS	PIM	GP	G	A	PTS	PIM
1980-81	Kingston	OHL	47	4	4	8	46	6	0	0	0	10
1981-82	Kingston	OHL	67	11	40	51	111	4	0	0	0	0
1982-83	Baltimore	AHL	65	1	15	16	93	-	-	-	-	-
1983-84	PITTSBURGH	NHL	5	0	1	1	12	-	-	-	-	-
1983-84	Baltimore	AHL	58	5	17	22	96	-	-	-	-	-
1984-85	Baltimore	AHL	79	6	15	21	164	13	2	5	7	23
1985-86	PITTSBURGH	NHL	4	0	0	0	2	-	-	-	-	-
1985-86	Baltimore	AHL	74	8	18	26	226	-	-	-	-	-
NHL Totals			9	0	1	1	14	-	-	-	-	-
PGH Totals			9	0	1	1	14	-	-	-	-	-

TODD CHARLESWORTH

Defense 6'1" 190 lbs.
 Age: 21 (March 22, 1965)
 Born: Calgary, Alberta
 Shoots: Left
 Acquired: 1983 Entry Draft (2nd Round)
 Drafted: Pittsburgh's 2nd choice,
 22nd over-all, in 1983 Entry Draft



Season	Team	League	Regular Season				Playoffs					
			GP	G	A	PTS	PIM	GP	G	A	PTS	PIM
1981-82	Gloucester	COJHL	50	13	24	37	67	-	-	-	-	-
1982-83	Oshawa	PHL	70	6	23	29	55	17	0	4	4	20
1983-84	Oshawa	OHL	57	11	35	46	54	7	0	4	4	4
1983-84	PITTSBURGH	NHL	10	0	0	0	8	-	-	-	-	-
1984-85	PITTSBURGH	NHL	67	1	8	9	31	-	-	-	-	-
1985-86	PITTSBURGH	NHL	2	0	1	1	0	-	-	-	-	-
1985-86	Baltimore	AHL	19	1	3	4	10	-	-	-	-	-
1985-86	Muskegon	IHL	51	9	27	36	78	14	3	8	11	12
NHL Totals			79	1	9	10	49	-	-	-	-	-
PGH Totals			79	1	9	10	49	-	-	-	-	-

JEFF COOPER


Goaltender 5'10" 169 lbs.
 Age: 24 (June 12, 1962)
 Born: Ottawa, Ontario
 Catches: Left
 Acquired: Signed as Free Agent in 1985



Season	Team	League	Regular Season				Playoffs					
			GP	G	A	PTS	PIM	GP	G	A	PTS	PIM
1984-85	Colgate	ECAC	31	1778	110	3	3.71	-	-	-	-	-
1985-86	Baltimore	AHL	23	1099	77	2	4.20	-	-	-	-	-

JOHN DEL COL


Left Wing 5'10" 192 lbs.
 Age: 21 (May 11, 1965)
 Born: St. Catharines, Ont.
 Shoots: Left
 Acquired: 1984 Entry Draft (9th round)
 Drafted: Pittsburgh's 7th choice,
 169th over-all, in 1984 Entry Draft



Season	Team	League	Regular Season				Playoffs					
			GP	G	A	PTS	PIM	GP	G	A	PTS	PIM
1982-83	St. Catherine	Jr. B	36	32	32	64	65	-	-	-	-	-
1983-84	Toronto	OHL	67	22	24	46	94	-	-	-	-	-
1984-85	Toronto	OHL	62	34	36	70	76	5	1	2	3	8
1985-86	Baltimore	AHL	26	1	2	3	16	-	-	-	-	-
1985-86	Toledo	IHL	33	6	7	13	23	-	-	-	-	-

BOB ERREY


Left Wing 5'10" 179 lbs.
 Age: 22 (September 21, 1964)
 Born: Montreal, Quebec
 Shoots: Left
 Acquired: 1983 Entry Draft (1st Rd)
 Drafted: Pittsburgh's 1st choice,
 15th over-all, 1983 Entry Draft



Season	Team	League	Regular Season				Playoffs					
			GP	G	A	PTS	PIM	GP	G	A	PTS	PIM
1981-82	Peterborough	OHL	68	29	31	60	39	9	3	1	4	9
1982-83	Peterborough	OHL	67	53	47	100	74	4	1	3	4	7
1983-84	PITTSBURGH	NHL	65	9	13	22	29	-	-	-	-	-
1984-85	PITTSBURGH	NHL	16	0	2	2	7	-	-	-	-	-
1984-85	Baltimore	AHL	59	17	24	41	14	8	3	4	7	11
1985-86	PITTSBURGH	NHL	37	11	6	17	8	-	-	-	-	-
1985-86	Baltimore	AHL	18	8	7	15	28	-	-	-	-	-
NHL Totals			118	20	21	41	44	-	-	-	-	-
PGH Totals			118	20	21	41	44	-	-	-	-	-

BRIAN FORD

Goaltender 5'10" 168 lbs.
 Age: 25 (September 22, 1961)
 Born: Edmonton, Alta.
 Catches: Left
 Acquired: Trade with Quebec in 1985



Season	Team	League	Regular Season				Playoffs					
			GP	G	A	PTS	PIM	GP	G	A	PTS	PIM
1980-81	Billings	WHL	44	2435	204	0	5.03	-	-	-	-	-
1981-82	Billings	WHL	53	2791	256	0	5.50	5	226	26	0	5.86
1982-83	Carolina	ACHL	4	203	7	0	2.07	-	-	-	-	-
1982-83	Fredericton	AHL	27	1443	84	0	3.49	1	11	1	0	5.56
1983-84	Quebec	NHL	3	123	13	0	6.34	-	-	-	-	-
1983-84	Fredericton	AHL	36	2132	105	2	2.96	4	223	18	0	4.84
1984-85	Muskegon	IHL	22	1321	59	0	2.68	-	-	-	-	-
1984-85	Baltimore	AHL	6	363	21	0	3.47	-	-	-	-	-
1984-85	PITTSBURGH	NHL	8	457	48	0	6.30	-	-	-	-	-
1985-86	Baltimore	AHL	39	2230	136	1	3.66	-	-	-	-	-
1985-86	Muskegon	IHL	9	513	33	0	3.86	13	793	41	0	3.10
NHL Totals			11	580	61	0	6.31	-	-	-	-	-
PGH Totals			8	457	48	0	6.30	-	-	-	-	-

Signed as free agent by QUEBEC, August 1, 1982. Traded to PITTSBURGH by QUEBEC for Tom Thornbury, February 19, 1985

DAVE GOERTZ

Defense 5'11" 199 lbs.
 Age: 21 (March 28, 1965)
 Born: Edmonton, Alta.
 Shoots: Right
 Acquired: 1983 Entry Draft (12th round)
 Drafted: Pittsburgh's 10th choice, 212th overall,
 in 1983 Entry Draft



Season	Team	League	Regular Season				Playoffs					
			GP	G	A	PTS	PIM	GP	G	A	PTS	PIM
1981-82	Regina	WHL	67	5	19	24	181	19	1	2	3	61
1982-83	Regina	WHL	69	4	22	26	132	5	0	2	2	9
1983-84	Pr. Albert	WHL	60	13	47	60	111	5	2	3	5	0
1984-85	Pr. Albert	WHL	48	3	48	51	62	-	-	-	-	-
1983-84	Baltimore	AHL	1	0	0	0	0	-	-	-	-	-
1984-85	Baltimore	AHL	-	-	-	-	-	2	0	2	2	0
1985-86	Baltimore	AHL	74	1	15	16	76	-	-	-	-	-

STEVE GOTAAS


Center 5'9" 175 lbs.
 Age: 18 (May 10, 1967)
 Born: Comrose, Saskatchewan
 Shoots: Right
 Acquired: 1985 Entry Draft (5th round)
 Drafted: Pittsburgh's 4th choice, 86th over-all
 in 1985 Entry Draft



Season	Team	League	Regular Season				Playoffs					
			GP	G	A	PTS	PIM	GP	G	A	PTS	PIM
1983-84	Prince Albert	WHL	65	10	22	32	47	-	-	-	-	-
1984-85	Prince Albert	WHL	72	32	41	73	66	-	-	-	-	-
1985-86	Prince Albert	WHL	61	40	61	101	31	-	-	-	-	-

STEVE GUENETTE


Goaltender 5'9" 162 lbs.
 Age: 21 (November 13, 1965)
 Born: Montreal, Que.
 Catches: Left
 Acquired: Signed as Free Agent in 1986



Season	Team	League	Regular Season				Playoffs					
			GP	MP	GA	SO	AVG	GP	MP	GA	SO	AVG
1983-84	Guelph	OHL	38	1808	155	0	5.14	-	-	-	-	-
1984-85	Guelph	OHL	47	2593	200	1	4.63	-	-	-	-	-
1985-86	Guelph	OHL	48	2908	165	3	3.40	24	1367	66	1	2.90

SCOTT JOHNSON

Left Wing 5'11" 196 lbs.
 Age: 23 (October 12, 1963)
 Born: New Hope, Minnesota
 Shoots: Left
 Acquired: Signed as free agent in 1986




Season	Team	League	GP	Regular Season				PIM	GP	Playoffs			PIM
				G	A	PTS	G			A	PTS		
1982-83	Lake Superior S.C.	32	2	7	9	9	-	-	-	-	-	-	
1983-84	Lake Superior S.C.	39	9	13	22	32	-	-	-	-	-	-	
1984-85	Lake Superior S.C.	44	21	23	44	70	-	-	-	-	-	-	
1985-86	Lake Superior S.C.	40	21	25	46	57	-	-	-	-	-	-	

Signed as Free Agent by PITTSBURGH, July 3, 1986

JOSEPH PATRICK (JOE) MCDONNELL

Defense 6'2" 197 lbs.
 Age: 25 (May 11, 1961)
 Born: Kitchener, Ont.
 Shoots: Right
 Acquired: Signed as Free Agent in 1984



Season	Team	League	GP	Regular Season				PIM	GP	Playoffs			PIM
				G	A	PTS	G			A	PTS		
1979-80	Kitchener	OHA	62	6	21	27	81	-	-	-	-	-	
1980-81	Kitchener	OHA	66	15	50	65	103	16	4	9	13	8	
1981-82	Vancouver	NHL	7	0	1	1	12	-	-	-	-	-	
1981-82	Dallas	CHL	60	13	24	37	46	9	2	1	3	12	
1982-83	Moncton	AHL	79	14	21	35	44	-	-	-	-	-	
1983-84	Moncton	AHL	78	12	33	45	44	-	-	-	-	-	
1984-85	Baltimore	AHL	41	7	27	34	22	-	-	-	-	-	
1984-85	PITTSBURGH	NHL	40	2	9	11	20	-	-	-	-	-	
1985-86	Baltimore	AHL	31	1	13	14	20	-	-	-	-	-	
1985-86	PITTSBURGH	NHL	3	0	0	0	2	-	-	-	-	-	
NHL Totals			50	2	10	12	34	-	-	-	-	-	
PGH Totals			43	2	9	11	22	-	-	-	-	-	

Signed as free agent by VANCOUVER, September 22, 1980. Signed as free agent by EDMONTON, August 16, 1982. Signed as free agent by PITTSBURGH in 1984

JAMES (JIM) MCGEOUGH

Right Wing 5'8" 168 lbs.
 Age: 23 (April 13, 1963)
 Born: Regina, Sask.
 Shoots: Left
 Acquired: Trade with Washington in 1985
 Drafted: Washingtons 6th choice, 110th over-all, in 1981 Entry Draft.



Season	Team	League	GP	Regular Season			PIM	GP	Playoffs			PIM
				G	A	PTS			G	A	PTS	
1980-81	Regina	WHL	4	1	2	3	2	-	-	-	-	
1980-81	Billings	WHL	67	49	42	91	139	5	2	5	7	
1981-82	Billings	WHL	71	93*	66	159	142	5	2	1	3	
1981-82	Washington	NHL	4	0	0	0	0	-	-	-	-	
1982-83	Nanaimo	WHL	72	76	56	132	126	-	-	-	-	
1982-83	Hershey	AHL	5	1	1	2	10	5	0	2	2	
1983-84	Hershey	AHL	79	40	36	76	108	-	-	-	-	
1984-85	Binghamton	AHL	57	32	21	53	26	-	-	-	-	
1984-85	Washington	NHL	11	3	0	3	12	-	-	-	-	
1984-85	PITTSBURGH	NHL	14	0	4	4	4	-	-	-	-	
1985-86	Baltimore	AHL	38	14	13	27	20	-	-	-	-	
1985-86	PITTSBURGH	NHL	17	3	2	5	8	-	-	-	-	
NHL Totals			46	6	6	12	24	-	-	-	-	
PGH Totals			31	3	6	9	12	-	-	-	-	

Traded by WASHINGTON to PITTSBURGH for Mark Taylor, March 12, 1985

CARL MOKOSAK

Left Wing 6'1" 200 lbs.
 Age: 24 (September 22, 1962)
 Born: Ft. Saskatchewan, Alta.
 Shoots: Left
 Acquired: Signed as free agent in 1986




Season	Team	League	GP	Regular Season			PIM	GP	Playoffs			PIM
				G	A	PTS			G	A	PTS	
1979-80	Brandon	WHL	61	12	21	33	226	11	0	4	4	
1980-81	Brandon	WHL	70	28	44	72	363	5	1	3	4	
1981-82	Brandon	WHL	69	46	61	107	363	4	0	1	-1	
1981-82	Calgary	NHL	1	0	1	1	0	-	-	-	-	
1981-82	Oklahoma	CHL	2	1	1	2	2	4	1	1	2	
1982-83	Calgary	NHL	41	7	6	13	87	-	-	-	-	
1982-83	Colorado	CHL	28	10	12	22	106	5	1	0	1	
1983-84	New Haven	AHL	80	18	21	39	206	-	-	-	-	
1984-85	Los Angeles	NHL	30	4	8	12	43	-	-	-	-	
1984-85	New Haven	AHL	11	6	6	12	26	-	-	-	-	
1985-86	Philadelphia	NHL	1	0	0	0	5	-	-	-	-	
1985-86	Hershey	AHL	79	30	42	72	312	-	-	-	-	

Signed as free agent by CALGARY, July 21, 1981. Traded to LOS ANGELES by CALGARY with Kevin LaVallee for Steve Bozek, June 20, 1983. Signed as free agent by PHILADELPHIA, July 23, 1985. Signed as free agent by PITTSBURGH, July 23, 1986.

MIKE ROWE


Defense 6'1" 200 lbs.
 Age: 21 (March 8, 1965)
 Born: Kingston, Ontario
 Shoots: Left
 Acquired: 1983 Entry Draft (3rd Round)
 Drafted: Pittsburgh's 3rd choice, 58th overall, in 1983 Entry Draft



Season	Team	League	Regular Season					Playoffs				
			GP	G	A	PTS	PIM	GP	G	A	PTS	PIM
1981-82	Toronto	OHL	58	4	4	8	214	10	0	0	0	63
1982-83	Toronto	OHL	64	4	29	33	262	4	0	1	1	19
1983-84	Toronto	OHL	59	9	36	45	208	9	0	5	5	45
1984-85	Toronto	OHL	66	17	34	51	202	5	2	2	4	29
1984-85	PITTSBURGH	NHL	6	0	0	0	7	-	-	-	-	-
1985-86	Baltimore	AHL	67	0	5	5	107	-	-	-	-	-
1985-86	PITTSBURGH	NHL	3	0	0	0	4	-	-	-	-	-
NHL Totals			9	0	0	0	11	-	-	-	-	-
PGH Totals			9	0	0	0	11	-	-	-	-	-

MARK TEEVENS

Center 6'0" 183 lbs.
 Age: 20 (June 17, 1966)
 Born: Ottawa, Ont.
 Shoots: Left
 Acquired: 1984 Entry Draft (4th round)
 Drafted: Pittsburgh's 4th choice, 64th over-all, in 1984 Entry Draft



Season	Team	League	Regular Season					Playoffs				
			GP	G	A	PTS	PIM	GP	G	A	PTS	PIM
1982-83	Ottawa	Tier II	47	14	26	40	30	-	-	-	-	-
1983-84	Peterborough	OHL	70	27	37	64	70	-	-	-	-	-
1984-85	Peterborough	OHL	65	43	90	133	70	17	10	12	22	24
1985-86	Peterborough	OHL	50	31	50	81	106	-	-	-	-	-

MITCH WILSON

Center 5'8" 186 lbs.
 Age: 25 (February 15, 1962)
 Born: Kelowna, B.C.
 Shoots: Right
 Acquired: Signed as Free Agent in 1986



Season	Team	League	Regular Season					Playoffs				
			GP	G	A	PTS	PIM	GP	G	A	PTS	PIM
1980-81	Seattle	WHL	64	8	23	31	253	5	3	0	3	31
1981-82	Seattle	WHL	60	18	17	35	436	10	3	7	10	55
1982-83	Wichita	CHL	55	4	6	10	186	-	-	-	-	-
1983-84	Maine	AHL	71	6	8	14	349	17	3	6	9	98
1984-85	New Jersey	NHL	9	0	2	2	21	-	-	-	-	-
1984-85	Maine	AHL	51	6	3	9	220	2	0	0	0	32
1985-86	Maine	AHL	64	4	3	7	217	3	0	0	0	2

Signed as free agent by **NEW JERSEY**, October 12, 1982. Signed as free agent by **PITTSBURGH**.

1986 ENTRY DRAFT SELECTIONS

ZARLEY ZALAPSKI

Defense: 6'1" 196 lbs.
 Age: 18 (April 22, 1968)
 Born: Edmonton, Alberta
 Shoots: Left
 Acquired: 1986 Entry Draft (1st round)
 Drafted: Pittsburgh's 1st choice, 4th over-all in 1986 Entry Draft



Season	Team	League	GP	Regular Season				Playoffs			
				G	A	PTS	PIM	GP	G	A	PTS
1984-85	Ft. Saskatchewan		23	17	30	47	14	-	-	-	-
1985-86	Ft. Saskatchewan		27	20	33	53	46	-	-	-	-
1985-86	Team Canada		32	2	4	6	10	-	-	-	-

DAVE CAPUANO

Center: 6'2" 188 lbs.
 Age: 18 (July 27, 1968)
 Born: Warwick, Rhode Island
 Shoots: Left
 Acquired: 1986 Entry Draft (2nd round)
 Drafted: Pittsburgh's 2nd choice, 25th over-all in 1986 Entry Draft



Season	Team	League	GP	Regular Season				Playoffs			
				G	A	PTS	PIM	GP	G	A	PTS
1985-86	Mt. St. Charles		25	43	42	85	10	-	-	-	-

BRADLEY "BRAD" AITKEN


Left Wing: 6'3" 198 lbs.
 Age: 19 (October 30, 1967)
 Born: Scarborough, Ontario
 Shoots: Left
 Acquired: 1986 Entry Draft (3rd round)
 Drafted: Pittsburgh's 3rd choice, 46th over-all in 1986 Entry Draft



Season	Team	League	GP	Regular Season				Playoffs			
				G	A	PTS	PIM	GP	G	A	PTS
1985-86	S.St. Marie	OHL	58	17	47	64	88	-	-	-	-

ROB BROWN

Center: 5'11" 176 lbs.
 Age: 18 (April 10, 1968)
 Born: Kingston, Ontario
 Shoots: Left
 Acquired: 1986 Entry Draft (4th round)
 Drafted: Pittsburgh's 4th choice, 67th over-all in 1986 Entry Draft



Season	Team	League	GP	Regular Season				Playoffs			
				G	A	PTS	PIM	GP	G	A	PTS
1985-86	Kamloops	WHL	69	58	115	173	171	-	-	-	-

1986 ENTRY DRAFT SELECTIONS


SANDY SMITH

Center: 5'11" 185 lbs.
 Age: 19 (October 23, 1967)
 Born: Brainerd, Minnesota
 Shoots: Right
 Acquired: 1986 Entry Draft (5th round)
 Drafted: Pittsburgh's 5th choice, 88th over-all in 1986 Entry Draft

Season	Team	League	GP	Regular Season				PIM	GP	Playoffs			
				G	A	PTS	PIM			G	A	PTS	PIM
1985-86	Brainerd H.S.		17	28	22	50	**						

JEFF DANIELS


Defense: 6'1" 191 lbs.
 Age: 18 (June 24, 1968)
 Born: Oshawa, Ontario
 Shoots: Left
 Acquired: 1986 Entry Draft (6th round)
 Drafted: Pittsburgh's 6th choice, 109th over-all in 1986 Entry Draft



Season	Team	League	GP	Regular Season				PIM	GP	Playoffs			
				G	A	PTS	PIM			G	A	PTS	PIM
1985-86	Oshawa	OHL	62	13	19	32	23						

DOUG HOBSON

Defense: 5'11" 181 lbs.
 Age: 18 (April 9, 1968)
 Born: Prince Albert, Saskatchewan
 Shoots: Left
 Acquired: 1986 Entry Draft (7th round)
 Drafted: Pittsburgh's 7th choice, 130th over-all in 1986 Entry Draft



Season	Team	League	GP	Regular Season				PIM	GP	Playoffs			
				G	A	PTS	PIM			G	A	PTS	PIM
1985-86	Prince Albert	WHL	66	2	17	19	70						

STEVE ROHLIK


Left Wing: 6'0" 180 lbs.
 Age: 18 (May 15, 1968)
 Born: St. Paul, Minnesota
 Shoots: Left
 Acquired: 1986 Entry Draft (8th round)
 Drafted: Pittsburgh's 8th choice, 151st over-all in 1986 Entry Draft

Season	Team	League	GP	Regular Season				PIM	GP	Playoffs			
				G	A	PTS	PIM			G	A	PTS	PIM
1985-86	Hill Murray H.S.		27	26	33	59	**						

1986 ENTRY DRAFT SELECTIONS

DAVE MCLLWAIN

Right Wing: 6'0" 180 lbs.
 Age: 19 (January 9, 1967)
 Born: Seaforth, Ontario
 Shoots: Right
 Acquired: 1986 Entry Draft (9th round)
 Drafted: Pittsburgh's 9th choice, 172nd over-all in 1986 Entry Draft



Season	Team	League	GP	Regular Season				PIM	GP	Playoffs			
				G	A	PTS	PIM			G	A	PTS	PIM
1985-86	North Bay	OHL	64	37	35	72	37						

KELLY CAIN

Center: 5'6" 180 lbs.
 Age: 18 (April 19, 1968)
 Born: Toronto, Ontario
 Shoots: Left
 Acquired: 1986 Entry Draft (10th round)
 Drafted: Pittsburgh's 10th choice, 193rd over-all in 1986 Entry Draft

Season	Team	League	GP	Regular Season				PIM	GP	Playoffs			
				G	A	PTS	PIM			G	A	PTS	PIM
1985-86	London	OHL	62	46	51	97	87						


STAN DRULIA

Right Wing: 5'10" 188 lbs.
 Age: 18 (January 5, 1968)
 Born: Elmira, New York
 Shoots: Right
 Acquired: 1986 Entry Draft (11th round)
 Drafted: Pittsburgh's 11th choice, 214th over-all in 1986 Entry Draft

Season	Team	League	GP	Regular Season				PIM	GP	Playoffs			
				G	A	PTS	PIM			G	A	PTS	PIM
1985-86	Belleville	OHL	66	43	36	79	73						

ROB WILSON

Defense: 6'3" 192 lbs.
 Age: 18 (July 18, 1968)
 Born: Toronto, Ontario
 Shoots: Left
 Acquired: 1986 Entry Draft (12th round)
 Drafted: Pittsburgh's 12th choice, 235th over-all in 1986 Entry Draft



Season	Team	League	GP	Regular Season				PIM	GP	Playoffs			
				G	A	PTS	PIM			G	A	PTS	PIM
1985-86	Sudbury	OHL	61	1	5	6	93						

PITTSBURGH DRAFT SELECTIONS

RD	OVERALL	NAME	POSITION	TEAM
1969				
1.		No Choice - Traded to Boston		
2.	15th	Rick Kessell	C	Oshawa Generals
3.	26th	Michel Briere	C	Shawinigan Falls
1970				
1.	7th	Greg Polis	LW	Estevan Bruins
2.	21st	John Stewart	LW	Flin Flon Bombers
1971				
1.		No Choice - Traded to St. Louis for Ron Schock		
2.	18th	Brian McKenzie	C	St. Catherines Black Hawk
1972				
1.		No Choice - Traded to Minnesota for Bob Woytowich		
2.	24th	Jack Lynch	D	Oshawa Generals
2.	30th	Bernie Lukowich	LW	New Westminster Bruins
3.	40th	Denis Herron	G	Trois Tivieres Ducs
1973				
1.	7th	Blaine Stoughton	RW	Flin Flon Bombers
2.	23rd	Wayne Bianchin	LW	Flin Flon Bombers
2.	27th	Colin Campbell	D	Peterborough Petes
3.		No Choice - Traded to Detroit for Andy Brown		
1974				
1.	8th	Pierre Larouche	C	Sorel Black Hawks
2.	27th	Jacques Cossette	RW	Sorel Black Hawks
3.		No Choice - Traded to Detroit for Nelson DeBenedet		
1975				
1.	13th	Gordon Laxton	G	New Westminster Bruins
2.	31st	Russ Anderson	D	U. of Minnesota
3.	49th	Paul Baxter	D	Winnipeg Clubs
1976				
1.	2nd	Blair Chapman	RW	Saskatoon Blades
2.	19th	Greg Malone	C	Oshawa Generals
2.	29th	Peter Marsh	RW	Sherbrooke
3.	47th	Morris Lukowich	LW	Medicine Hat Tigers
1977				
1.		No Choice - Traded to Toronto for Rick Kehoe		
2.	30th	Jim Hamilton	LW	London Knights
3.	48th	Kim Davis	LW	Flin Flon Bombers
4.	66th	Mark Johnson	C	U. of Wisconsin
1978				
1.		No Choice - Traded to Philadelphia for Orest Kindrachuk, Ross Lonsberry & Tom Bladon		
2.	25th	Mike Meeker	RW	Peterborough Petes
3.		No Choice - Traded to Montreal for Don Awrey		
4.	61st	Shane Pearsall	LW	Ottawa 67's
5.	75th	Rob Garner	C	Toronto Marlboros
1979				
1.		No Choice - Traded to Washington for Hartland Monahan		
2.	31st	Paul Marshall	LW	Brantford Alexanders
3.	52nd	Bennett Wolf	D	Kitchener Rangers
4.	73rd	Brian Cross	D	Brantford Alexanders
5.	94th	Nick Ricci	G	Niagara Falls Flyers
6.	115th	Marc Chorney	D	North Dakota U.


PITTSBURGH DRAFT SELECTIONS

RD	OVERALL	NAME	POSITION	TEAM
1980				
1.	9th	MIKE BULLARD	C	Brantford Alexanders
2.		No Choice - Traded to Chicago for Dale Tallon		
3.	51st	Randy Boyd	D	Ottawa 67's
4.	72nd	Tony Feltrin	D	Victoria Cougars
5.	93rd	Doug Shedden	RW	Sault Ste. Marie
6.	114th	Pat Graham	LW	Niagara Falls Flyers
7.		No Choice - Traded to Winnipeg for future consideration		
8.	156th	Robert Geale	C	Portland Winter Hawks
9.	177th	Brian Lundberg	D	U. of Michigan
10.	198th	Steve McKenzie	D	St. Albert Saints
1981				
1.		No Choice - Traded to Montreal for Rod Schutt		
2.	28th	Steve Gatzos	RW	Sault Ste. Marie
3.	49th	Tom Thornbury	D	Niagara Falls Flyers
4.	70th	NORM SCHMIDT	D	Oshawa Generals
5.		No Choice - Traded to Washington for Gary Rissling		
6.	109th	Paul Edwards	D	Oshawa Generals
6.	112th	ROD BUSKAS	D	Medicine Hat Tigers
7.	133rd	Geoff Wilson	RW	Winnipeg
8.	154th	Mitch Lamoureux	C	Oshawa Generals
9.	175th	Dean DeFazio	LW	Brantford Alexanders
10.	196th	DAVID HANNAN	C	Brantford Alexanders
1982				
1.	10th	Rich Sutter	RW	Lethbridge Broncos
2.	38th	Tim Hrynewich	LW	Sudbury Wolves
3.	52nd	TROY LONEY	LW	Lethbridge Broncos
4.		No Choice - Traded to Toronto for Paul Harrison		
5.	94th	Grant Sasser	C	Portland Winter Hawks
6.		No Choice - Traded to Toronto for Greg Hotham		
7.	136th	Grant Couture	D	Lethbridge Broncos
8.	157th	Peter Derksen	LW	Portland Winter Hawks
9.	178th	Greg Gravel	C	Windsor Spitfires
10.	199th	Stu Wenaas	D	Winnipeg
11.	220th	Chris McCauley	RW	London Knights
12.	241st	Stan Bautch	G	Hibbling, Minnesota H.S.
1983				
1.	15th	BOB ERREY	LW	Peterborough Petes
2.	22nd	TODD CHARLESWORTH	D	Oshawa Generals
3.	59th	MIKE ROWE	D	Toronto Marlboros
4.	64th	Frank Pietrangelo	G	U. of Minnesota
5.		No Choice - Traded to Toronto with Paul Marshall & Kim Davis for Paul Gardner & Dave Burrows.		
6.	86th	Pat Emond	C	Hull Olympics
7.	107th	Paul Ames	D	Billerica, Mass. H.S.
8.		No Choice - Traded to Hartford with Russ Anderson for Rick MacLesh		
9.	149th	Marty Ketola	RW	Cloquet, Minn. H.S.
10.	170th	Alec Haidy	RW	Sault Ste. Marie
11.	191st	Garth Hildrebrand	LW	Calgary Centennials
12.	212th	DAVE GOERTZ	D	Regina Pats
1984				
1.	1st	MARIO LEMIEUX	C	Laval Voisons
1.	9th	DOUG BODGER	D	Kamloops
1.	16th	ROGER BELANGER	RW	Kingston Canadiens
2.		No Choice - Traded to Philadelphia as part of Rich Sutter deal.		
3.		No Choice - Traded to Vancouver for Kevin McCarthy		
4.	64th	MARK TEEVENS	RW	Peterborough Petes
5.		Arto Javanainen	RW	Finland
6.		No Choice - Traded to Edmonton with Kevin McClelland for Tom Rouiston		
7.	127th	Tom Ryan	D	Newton North H.S.
8.		No Choice - Traded to St. Louis for Gary Edwards		
9.	169th	JOHN DEL COL	LW	Toronto Marlboros
10.	189th	Steve Hurt	RW	Hill Murray, Minn. H.S.
11.	210th	Jim Steen	C	Moorhead Minn. H.S.
12.	250th	Mark Ziliotto	LW	Streetsville Jr. "B"

PITTSBURGH DRAFT SELECTIONS

RD OVERALL	NAME	POSITION	TEAM
1985			
1.	2nd	CRAIG SIMPSON	C Michigan State
2.	23rd	LEE GIFFIN	RW Oshawa
3.	44th	No Choice - Traded to Montreal in 1982 for Denis Herron	
3.	58th	Bruce Racine	G Northeastern U.
4.	65th	No Choice - Traded to Hartford for Greg Malone in 1983.	
5.	86th	STEVE GOTAAS	C Prince Albert
6.	107th	KEVIN CLEMENS	LW Regina
6.	114th	Stuart Marston	D Longueil
		(Choice acquired from Los Angeles in 1983 for Marc Chorney).	
7.	128th	Steve Titus	G Cornwall
8.	149th	Paul Stanton	D Catholic Memorial, Mass. H.S.
9.	170th	Jim Paek	D Oshawa
10.	191st	Steve Shaunessy	D
11.	212th	Doug Greschuk	D St. Albert
12.	233rd	Greg Choules	LW Chicoutimi

Code: Bold face caps for players still in Pittsburgh organization.
Limited number of selections listed from 1969 through 1979.



1986 NHL Entry Draft held at the Montreal Forum

1985-86 NHL STANDINGS PRINCE OF WALES CONFERENCE

PATRICK DIVISION

TEAM	GP	W	L	T	GF	GA	PTS	PCTG
(2) Philadelphia	80	53	23	4	335	241	110	.688
(3) Washington	80	50	23	7	315	272	107	.669
(5) NY Islanders	80	39	29	12	327	284	90	.563
(14) NY Rangers	80	36	38	6	280	276	78	.488
(15) PITTSBURGH	80	34	38	8	313	305	76	.475
(16) New Jersey	80	28	49	3	301	374	59	.369

ADAMS DIVISION

TEAM	GP	W	L	T	GF	GA	PTS	PCTG
(4) Quebec	80	43	31	6	330	289	92	.575
(7) Montreal	80	40	33	7	330	280	87	.544
(9) Boston	80	37	31	12	311	288	86	.538
(11) Hartford	80	40	36	4	332	302	84	.525
(13) Buffalo	80	37	37	6	296	291	80	.500

CLARENCE CAMPBELL CONFERENCE

NORRIS DIVISION

TEAM	GP	W	L	T	GF	GA	PTS	PCTG
(8) Chicago	80	39	33	8	351	350	86	.538
(10) Minnesota	80	38	33	9	327	305	85	.531
(12) St. Louis	80	37	34	9	302	291	83	.519
(19) Toronto	80	25	48	7	311	386	57	.356
(21) Detroit	80	17	57	6	266	415	40	.250

SMYTHE DIVISION

TEAM	GP	W	L	T	GF	GA	PTS	PCTG
(1) Edmonton	80	56	17	7	426	310	119	.744
(6) Calgary	80	40	31	9	354	315	89	.556
(17) Winnipeg	80	26	47	7	295	372	59	.369
(18) Vancouver	80	23	44	13	282	333	59	.369
(20) Los Angeles	80	23	49	8	284	389	54	.338

TEAMS' HOME & ROAD RECORD

	HOME			GF	GA	PTS	AWAY			GF	GA	PTS
	W	L	T				W	L	T			
Boston	24	9	7	155	118	55	13	22	5	156	170	31
Buffalo	23	16	1	169	147	47	14	21	5	127	144	33
Calgary	23	11	6	195	154	52	17	20	3	159	161	37
Chicago	23	12	5	184	161	51	16	21	3	167	189	35
Detroit	10	26	4	149	197	24	7	31	2	117	218	16
Edmonton	32	6	2	228	141	66	24	11	5	198	169	53
Hartford	21	17	2	181	153	44	19	19	2	151	149	40
Los Angeles	9	27	4	130	200	22	14	22	4	154	189	32
Minnesota	21	15	4	161	137	46	17	18	5	166	168	39
Montreal	25	11	4	176	123	54	15	22	3	154	157	33
New Jersey	17	21	2	157	170	36	11	28	1	144	204	23
NY Islanders	22	11	7	179	131	51	17	18	5	148	153	39
NY Rangers	20	18	2	147	123	42	16	20	4	133	153	36
Philadelphia	33	6	1	186	101	67	20	17	3	149	140	43
PITTSBURGH	20	15	5	155	133	45	14	23	3	158	172	31
Quebec	23	13	4	174	142	50	20	18	2	156	147	42
St. Louis	23	11	6	171	144	52	14	23	3	131	147	31
Toronto	16	21	3	173	188	35	9	27	4	138	193	22
Vancouver	17	18	5	154	155	39	6	26	8	128	178	20
Washington	30	8	2	171	124	62	20	15	5	144	148	45
Winnipeg	18	19	3	165	166	39	8	28	4	130	206	20
TOTAL	450	311	79	3560	3108	979	311	450	79	3108	3560	701

1985 - 86 NHL SCORING LEADERS

PLAYER - TEAM	GP	G	A	PTS + / -	PP	SH	GW	SOG
Wayne Gretzky, Edmonton	80	52	163	215	71	11	3	6 350
Mario Lemieux, Pittsburgh	79	48	93	141	-6	17	0	4 276
Paul Coffey, Edmonton	79	48	90	138	61	9	9	3 307
Jari Kurri, Edmonton	78	68	63	131	45	16	6	9 236
Mike Bossy, NY Islanders	80	61	62	123	30	21	1	9 302
Peter Stastny, Quebec	76	41	81	122	2	15	0	8 207
Denis Savard, Chicago	80	47	69	116	7	14	1	8 279
Mats Naslund, Montreal	80	43	67	110	11	19	0	7 223
Dale Hawerchuk, Winnipeg	80	46	59	105	-27	18	2	2 313
Neal Broten, Minnesota	80	29	76	105	14	6	0	0 193
Michel Goulet, Quebec	75	53	50	103	6	28	0	3 244
Glenn Anderson, Edmonton	72	54	48	102	38	18	2	9 243
Bernie Federko, St. Louis	80	34	68	102	10	16	0	2 167
Troy Murray, Chicago	80	45	54	99	32	9	5	7 198
Brian Propp, Philadelphia	72	40	57	97	24	11	2	5 317
Bernie Nicholls, Los Angeles	80	36	61	97	5	10	4	0 281
Bryan Trottier, NY Islanders	78	37	59	96	29	5	1	3 185
Marcel Dionne, Los Angeles	80	36	58	94	-22	11	0	4 284
Joe Mullen, St. Louis/Calgary	77	44	46	90	-4	14	0	8 203
Dino Ciccarelli, Minnesota	75	44	45	89	12	19	0	5 262
Dave Andreychuk, Buffalo	80	36	51	87	3	12	0	3 225
Bobby Smith, Montreal	79	31	55	86	10	5	0	7 202
Tim Kerr, Philadelphia	76	58	26	84	-5	34	0	8 285
Keith Crowder, Boston	78	38	46	84	14	20	0	4 184
Mark Messier, Edmonton	63	35	49	84	36	10	5	7 201

INDIVIDUAL LEADERS

GOALS	ASSISTS		
Jari Kurri, Edmonton	68	Wayne Gretzky, Edmonton	163
Mike Bossy, NY Islanders	61	Mario Lemieux, Pittsburgh	93
Tim Kerr, Philadelphia	58	Paul Coffey, Edmonton	90
Glenn Anderson, Edmonton	54	Peter Stastny, Quebec	81
Michel Goulet, Quebec	53	Neal Broten, Minnesota	76
Wayne Gretzky, Edmonton	52	Denis Savard, Chicago	69
POWER PLAY GOALS	SHORTHANDED GOALS		
Tim Kerr, Philadelphia	34	Paul Coffey, Edmonton	9
Michel Goulet, Quebec	28	Mark Howe, Philadelphia	7
Mike Bossy, NY Islanders	21	Jari Kurri, Edmonton	6
Doug Shedden, Pittsburgh/Detroit	21	Dave Poulin, Philadelphia	6
GAME WINNING GOALS	GAME TYING GOALS		
Glenn Anderson, Edmonton	9	Brian Bellows, Minnesota	2
Mike Bossy, NY Islanders	9	Mike Bossy, NY Islanders	2
Jari Kurri, Edmonton	9	Denis Savard, Chicago	2
Kevin Dineen, Hartford	8	Brent Sutter, NY Islanders	2
Tim Kerr, Philadelphia	8	Steve Tambellini, Vancouver	2
Joe Mullen, St. Louis/Calgary	8		
Denis Savard, Chicago	8		
Peter Stastny, Quebec	8		
SHOTS	FIRST GOALS		
Wayne Gretzky, Edmonton	350	Ilkka Sinisalo, Philadelphia	10
Brian Propp, Philadelphia	317	Peter Stastny, Quebec	10
Dale Hawerchuk, Winnipeg	313	Tim Kerr, Philadelphia	9
Paul Coffey, Edmonton	307	Mario Lemieux, Pittsburgh	9
SHOOTING PERCENTAGE	GOALS IN CONSECUTIVE GAMES		
Jari Kurri, Edmonton	28.8	Jari Kurri, Edmonton	10
Terry Ruskowski, Pittsburgh	28.6	Alan Haworth, Washington	9
Craig Laughlin, Washington	26.3	Jari Kurri, Edmonton	7
Charlie Simmer, Boston	25.5	Pierre Larouche, NY Rangers	7
Pierre Larouche, NY Rangers	23.5	Dave Taylor, Los Angeles	7
		Geoff Courttnall, Boston	7
ASSISTS IN CONSECUTIVE GAME	POINTS IN CONSECUTIVE GAMES		
Paul Coffey, Edmonton	17	Wayne Gretzky, Edmonton	39
Wayne Gretzky, Edmonton	14	Paul Coffey, Edmonton	28
Mario Lemieux, Pittsburgh	14	Mario Lemieux, Pittsburgh	28
Wayne Gretzky, Edmonton	12	Brian Bellows, Minnesota	20
Ken Linseman, Boston	12	Denis Savard, Chicago	19

1985 - 86 ROOKIE SCORING LEADERS

Player - Team	GP	G	A	PTS + / -	PP	SH	GW	SOG
Kjell Dahlin, Montreal	77	32	39	71	10	14	0	3 172
Gary Suter, Calgary	80	18	50	68	11	9	0	4 195
Pelle Eklund, Philadelphia	70	15	51	66	-4	8	0	5 141
Mike Ridley, NY Rangers	80	22	43	65	-	7	0	6 150
Joel Otto, Calgary	79	25	34	59	22	9	0	2 147
Steve Thomas, Toronto	65	20	37	57	-15	5	0	5 197
Peter Klima, Detroit	74	32	24	56	-39	8	0	4 174
Dean Evason, Hartford	55	20	28	48	3	5	2	4 101
Wendel Clark, Toronto	66	34	11	45	-27	4	0	3 164
Randy Cunneynworth, Pittsburgh	75	15	30	45	12	2	2	2 134

GOALS

Wendel Clark, Toronto	34	Pelle Eklund, Philadelphia	51
Kjell Dahlin, Montreal	32	Gary Suter, Calgary	50
Peter Klima, Detroit	32	Mike Ridley, NY Rangers	43

1985 - 86 NHL GOALTENDING LEADERS

NAME	GP	MINS	AVG	W	L	T	SO	GA	SA	SPCTG
Bob Froese	51	2728	2.55	31	10	3	5	116	1270	.909
Darren Jensen	29	1436	3.68	15	9	1	3	88	756	.883
PHILADELPHIA TOTAL	80	4831	2.99	53	23	4	8	241	2309	.896
Al Jensen	44	2437	3.18	28	9	3	2	129	1168	.889
Pete Peeters	34	2021	3.35	19	11	3	3	113	910	.875
WASHINGTON TOTAL	80	4843	3.37	50	23	7	3	272	2216	.877
John Vanbiesbrouck	61	3326	3.32	31	21	5	2	184	1626	.887
Glen Hanlon	23	1170	3.33	5	12	1	0	65	608	.893
NY RANGERS TOTAL	80	4843	3.42	36	38	6	3	276	2399	.885

INDIVIDUAL LEADERS

NAME - TEAM	GP	MINS	AVG	W	L	T	SO	GA	SA	SPCTG
Bob Froese, Philadelphia	51	2728	2.55	31	10	3	5	116	1270	.909
Al Jensen, Washington	44	2437	3.18	28	9	3	2	129	1168	.889
Kelly Hrudey, NY Islanders	45	2563	3.21	19	15	8	1	137	1455	.906
Clint Malarchuk, Quebec	46	2657	3.21	26	12	4	4	142	1358	.895
John Vanbiesbrouck, NYR	61	3326	3.32	31	21	5	3	184	1626	.887
Pete Peeters, Washington	34	2021	3.35	19	11	3	1	113	910	.875
Pat Riffin, Boston	39	2272	3.35	17	11	8	1	127	973	.869
Patrick Roy, Montreal	47	2651	3.39	23	19	3	1	150	1191	.874
Rick Wamsley, St. Louis	42	2517	3.43	22	16	3	1	144	1354	.894
Don Beaupre, Minnesota	52	3073	3.55	25	20	6	1	182	1690	.892
Roberto Romano, Pittsburgh	46	2684	3.55	21	20	3	2	159	1394	.885
Greg Millen, St. Louis	36	2168	3.57	14	16	6	1	129	1140	.886
Gilles Meloche, Pittsburgh	34	1989	3.59	13	15	5	0	119	1003	.881

WINS

John Vanbiesbrouck, NY Rangers	31	Bob Froese, Philadelphia	.909
Bob Froese, Philadelphia	31	Kelly Hrudey, NY Islanders	.906
Tom Barrasso, Buffalo	29	Clint Malarchuk, Quebec	.895
Rejean Lemelin, Calgary	29	Rick Wamsley, St. Louis	.894
Grant Fuhr, Edmonton	29	Don Beaupre, Minnesota	.892
Al Jensen, Washington	28	Grant Fuhr, Edmonton	.890
Andy Moog, Edmonton	27	Al Jensen, Washington	.889
Mike Liut, Hartford	27	Andy Moog, Edmonton	.889
Clint Malarchuk, Quebec	26	John Vanbiesbrouck, NY Rangers	.887
Don Beaupre, Minnesota	25	Greg Millen, St. Louis	.886

SHUTOUTS

Bob Froese, Philadelphia	5	Roberto Romano, Pittsburgh	2
Clint Malarchuk, Quebec	4	Darren Jensen, Philadelphia	2
Doug Soetaert, Montreal	3	Mario Gosselin, Quebec	2
John Vanbiesbrouck, NY Rangers	3		

1985-86 PENGUIN SCORING STATISTICS

NAME	GP	G	A	PTS	PIM	PP	SH	GW	SOG	PCTG	+/-
Mario Lemieux	79	48	93	141	43	17	0	4	276	17.4	- 6
Mike Bullard	77	41	42	83	69	16	2	5	213	19.2	-16
Moe Mantha	78	15	52	67	102	11	2	0	224	6.7	- 4
Doug Shedden #	67	32	34	66	32	9	0	5	79	7.9	- 7
Terry Ruskowski	72	26	37	63	162	11	0	7	91	28.6	+10
Ron Duguay - Det.	67	19	29	48	26	8	0	2	153	12.4	-30
Pgh.	13	6	7	13	6	3	0	0	33	18.2	-14
Total	80	25	36	61	32	11	0	2	186	13.4	-44
Randy Cunneynworth	75	15	30	45	74	2	2	2	34	1.2	+12
John Chabot	77	14	31	45	6	1	2	3	89	5.7	- 1
Doug Bodger	79	4	33	37	63	1	0	1	140	2.9	+ 3
Dave Hannan	75	17	18	35	91	0	3	1	00	7.0	- 4
Willy Lindstrom	71	14	17	31	30	0	0	1	87	16.1	EV
Mike Blaisdell	66	15	14	29	36	0	0	0	25	2.0	+15
Norm Schmidt	66	15	14	29	57	3	0	0	141	10.6	+ 7
Jim Johnson	80	3	26	29	115	0	0	1	8	2.5	+12
Craig Simpson	76	11	17	28	49	2	1	0	74	14.9	+ 1
Dan Frawley	69	10	11	21	174	4	0	1	79	12.7	-19
Bob Errey	37	11	6	17	8	1	0	2	57	19.3	+ 1
Ville Siren	60	4	8	12	32	1	0	0	58	6.9	- 8
Troy Loney	47	3	9	12	95	0	0	1	50	6.0	- 8
Rod Buskas	72	2	7	9	159	1	0	0	50	4.0	- 9
Jim McGeough	7	3	2	5	8	0	0	1	29	10.3	- 4
Chris Dahlquist	5	1	2	3	2	0	0	0	5	20.0	+ 1
Tom O'Regan	9	1	2	3	2	0	0	0	7	14.3	+ 1
Randy Hillier	28	0	3	3	53	0	0	0	22	0.0	- 3
Ted Nolan	18	1	1	2	34	0	0	0	17	5.9	- 1
Dwight Mathiasen	4	1	0	1	2	0	0	0	4	25.0	- 4
Todd Charlesworth	2	0	1	1	0	0	0	0	1	0.0	- 1
Gilles Meloche	34	0	1	1	2	0	0	0	0	0.0	**
Roberto Romano	46	0	1	1	4	0	0	0	0	0.0	**
Wayne Babych #	2	0	0	0	0	0	0	0	0	0.0	- 1
Denis Herron	3	0	0	0	0	0	0	0	1	0.0	- 3
Joe McDonnell	3	0	0	0	2	0	0	0	5	0.0	- 1
Mike Rowe	3	0	0	0	4	0	0	0	0	0.0	- 2
Phil Bourque	4	0	0	0	2	0	0	0	0	0.0	- 2
Tom Roulston	5	0	0	0	2	0	0	0	6	0.0	- 2

- Traded or waived from Pittsburgh during the 1985-86 season.

1985-86 INDIVIDUAL SCORING BREAKDOWN

NAME	WG	TG	GF	PPG	PPA	PPP	SHG	H	A	1H	2H	TOT
Mike Blaisdell	0	0	1	0	2	2	0	5	10	11	4	15
Doug Bodger	1	0	0	1	14	15	0	1	3	4	0	4
Mike Bullard	5	1*	5	16	17	33	2	19	22	21	20	41
Rod Buskas	0	0	0	1	0	1	0	1	1	1	1	2
John Chabot	3	0	0	1	1	2	2	10	4	7	7	14
Randy Cunneynworth	2	0	1	2	6	8	2	8	7	7	8	15
Chris Dahlquist	0	0	1	0	0	0	0	1	0	0	1	1
Ron Duguay	0	1*	1	3	3	6	0	4	2	0	6	6
Bob Errey	2	0	1	1	0	1	0	4	7	8	3	11
Dan Frawley	1	0	1	4	3	7	0	5	5	3	7	10
Dave Hannan	1	0	3	0	1	1	3*	8	9	5	12	17
Jim Johnson	0	0	1	0	8	8	0	1	2	1	2	3
Mario Lemieux	4	0	9*	17	45*	62*	0	20*	28*	24*	48*	48*
Willy Lindstrom	1	0	2	0	1	1	0	6	8	9	5	14
Troy Loney	1	0	0	0	0	0	0	1	2	0	3	3
Moe Mantha	0	0	2	11	30	41	2	9	6	5	10	15
Dwight Mathiasen	0	0	0	0	0	0	0	0	1	0	1	1
Jim McGeough	1	0	0	0	0	0	0	2	1	3	0	3
Ted Nolan	0	0	0	0	0	0	0	0	1	1	0	1
Tom O'Regan	0	0	0	0	0	0	0	1	0	1	0	1
Terry Ruskowski	7*	0	1	11	12	23	0	14	12	13	13	26
Norm Schmidt	0	0	1	3	3	6	0	5	10	7	8	15
Doug Shedden	5	0	7	19*	15	34	0	20*	12	17	15	32
Craig Simpson	0	0	1	2	6	8	1	8	3	5	6	11
Ville Siren	0	0	0	1	2	3	0	2	2	1	3	4
TOTAL	34	2	38	93	169	262	12	155	158	154	159	313

1985-86 GOALTENDING

NAME (HOME)	GP	MP	GF	GA	ENG	SO	AVG	W-L-T	SAVES	EFF
Roberto Romano	28	1674	110	86	2	1	3.08	16-10-2	733	.895
Gilles Meloche	13	757	45	44	1	0	3.49	4-5-3	300	.872
HOME TOTAL	40	2431	155	130	3	1	3.28	20-15-5	1033	.886
NAME (AWAY)	GP	MP	GF	GA	ENG	SO	AVG	W-L-T	SAVES	EFF
Roberto Romano	18	1009	64	73	4	1	4.34	5-10-1	496	.872
Gilles Meloche	21	1232	84	75	4	0	3.65	9-10-2	580	.885
Denis Herron	3	180	10	14	2	0	4.67	0-3-0	76	.844
AWAY TOTAL	40	2421	158	162	10	1	4.26	14-23-3	1152	.870
NAME (TOTAL)	GP	MP	GF	GA	ENG	SO	AVG	W-L-T	SAVES	EFF
Roberto Romano	46	2683	174	159	6	2	3.56	21-20-3	1229	.885
Gilles Meloche	34	1989	129	119	5	0	3.59	13-15-5	880	.881
Denis Herron	3	180	10	14	2	0	4.67	0-3-0	76	.844
TOTAL	80	4852	313	292	13	2	3.77	34-38-8	2185	.878

1985-86 GAME-BY-GAME RESULTS

NO.	DAY	DATE	OPPONENT	RESULT	SCORE	W-L-T	GF-GA
1.	Thu.	Oct. 10	MONTREAL	L	3-5	0-1-0	3-5
2.	Sat.	Oct. 13	PHILADELPHIA	L	2-4	0-2-0	5-9
3.	Tue.	Oct. 15	MINNESOTA	W	3-2	1-2-0	8-11
4.	Wed.	Oct. 20	@ Chicago	T	5-5*	1-2-1	13-16
5.	Sat.	Oct. 19	@ Quebec	L	3-4	1-3-1	16-20
6.	Wed.	Oct. 23	@ Toronto	W	5-4	2-3-1	21-24
7.	Thu.	Oct. 24	TORONTO	W	6-4	3-3-1	27-28
8.	Sat.	Oct. 26	QUEBEC	T	4-4*	3-3-2	31-32
9.	Tue.	Oct. 29	HARTFORD	L	3-4	3-4-2	34-36
10.	Wed.	Oct. 30	@ Detroit	L	3-6	3-5-2	37-42
11.	Sat.	Nov. 2	@ Montreal	T	4-4*	3-5-3	41-46
12.	Mon.	Nov. 4	NY RANGERS	L	2-4	3-6-3	43-50
13.	Wed.	Nov. 6	WASHINGTON	L	1-4	3-7-3	44-54
14.	Fri.	Nov. 8	@ New Jersey	L	3-5	3-8-3	47-59
15.	Sat.	Nov. 9	CHICAGO	W	3-1	4-8-3	50-60
16.	Wed.	Nov. 13	@ Vancouver	W	6-3	5-8-3	56-63
17.	Sat.	Nov. 16	@ Los Angeles	L	3-4*	5-9-3	59-67
18.	Tue.	Nov. 19	@ Washington	L	3-4	5-10-3	62-71
19.	Sat.	Nov. 24	WASHINGTON	L	1-3	5-11-3	63-74
20.	Fri.	Nov. 22	WINNIPEG	W	8-1	6-11-3	71-75
21.	Sun.	Nov. 24	@ Philadelphia	L	4-7	6-12-3	75-82
22.	Wed.	Nov. 27	TORONTO	W	7-1	7-12-3	82-83
23.	Sat.	Nov. 30	NY RANGERS	W	5-4	8-12-3	87-87
24.	Mon.	Dec. 2	@ NY Rangers	W	6-0	9-12-3	93-97
25.	Wed.	Dec. 4	DETROIT	W	5-2	10-12-3	98-99
26.	Fri.	Dec. 6	@ Buffalo	L	3-1	11-12-3	101-90
27.	Sat.	Dec. 7	NEW JERSEY	L	1-5	11-13-3	102-95
28.	Tue.	Dec. 10	@ NY Islanders	L	4-7	11-14-3	106-102
29.	Wed.	Dec. 11	NY ISLANDERS	T	4-4*	11-14-4	110-106
30.	Sat.	Dec. 14	@ Hartford	L	4-5	11-15-4	114-111
31.	Sun.	Dec. 15	@ NY Rangers	W	5-2	12-15-4	119-113
32.	Tue.	Dec. 17	CALGARY	W	4-3	13-15-4	123-116
33.	Thu.	Dec. 19	@ Minnesota	W	4-3*	14-15-4	127-119
34.	Sat.	Dec. 21	PHILADELPHIA	L	2-4	14-16-4	129-123
35.	Sun.	Dec. 22	@ Philadelphia	L	2-3*	14-17-4	131-126
36.	Thu.	Dec. 26	BOSTON	W	4-3	15-17-4	135-129
37.	Sat.	Dec. 28	NY ISLANDERS	L	2-4	15-18-4	137-133
38.	Tue.	Dec. 31	@ St. Louis	W	8-4	16-18-4	145-137
39.	Wed.	Jan. 1	@ Chicago	L	4-7	16-19-4	149-144
40.	Mon.	Jan. 6	NEW JERSEY	W	4-3	17-19-4	153-147
41.	Wed.	Jan. 8	LOS ANGELES	W	7-3	18-19-4	160-150
42.	Thu.	Jan. 9	@ NY Islanders	L	0-9	18-20-4	160-159
43.	Sat.	Jan. 11	BUFFALO	T	3-3*	18-20-5	163-162
44.	Wed.	Jan. 15	NY ISLANDERS	W	6-3	19-20-5	169-165
45.	Sat.	Jan. 18	@ St. Louis	W	5-2	20-20-5	174-167
46.	Sun.	Jan. 19	MINNESOTA	W	3-2	21-20-5	177-169
47.	Wed.	Jan. 22	@ Edmonton	W	7-4	22-20-5	184-173
48.	Fri.	Jan. 24	@ Vancouver	L	3-4	22-21-5	187-177
49.	Sat.	Jan. 25	@ Calgary	L	2-5	22-22-5	189-182
50.	Tue.	Jan. 28	PHILADELPHIA	T	2-2*	22-22-6	191-184
51.	Wed.	Jan. 29	@ New Jersey	L	4-1	23-22-6	195-185
52.	Sat.	Feb. 1	@ NY Islanders	L	3-4	23-23-6	198-189
53.	Sun.	Feb. 2	@ Boston	W	2-3	23-24-6	200-192
54.	Sat.	Feb. 8	NEW JERSEY	W	4-0	24-24-6	204-192
55.	Wed.	Feb. 12	WASHINGTON	W	8-1	25-24-6	212-193
56.	Sat.	Feb. 15	VANCOUVER	W	9-4	26-24-6	221-197
57.	Sun.	Feb. 16	@ New Jersey	T	5-5*	26-24-7	226-202
58.	Wed.	Feb. 19	WINNIPEG	W	5-2	27-24-7	231-204
59.	Fri.	Feb. 21	@ Detroit	W	7-3	28-24-7	238-207
60.	Sat.	Feb. 22	ST. LOUIS	L	3-5	28-25-7	241-212
61.	Mon.	Feb. 24	LOS ANGELES	W	6-5*	29-25-7	247-217
62.	Wed.	Feb. 26	BUFFALO	L	5-2	30-25-7	252-219
63.	Fri.	Feb. 27	@ NY Rangers	W	3-8	30-26-7	255-227
64.	Sat.	Mar. 1	HARTFORD	L	5-1	31-26-7	260-228
65.	Tue.	Mar. 4	@ Calgary	L	3-6	31-27-7	263-234
66.	Fri.	Mar. 7	@ Edmonton	L	3-5	31-28-7	266-239
67.	Sun.	Mar. 9	@ Winnipeg	L	3-5	31-29-7	269-244
68.	Tue.	Mar. 11	@ Washington	L	3-5	31-30-7	272-249
69.	Wed.	Mar. 12	BOSTON	L	2-5	31-31-7	274-254
70.	Sat.	Mar. 15	NY RANGERS	T	2-2*	31-31-8	276-256
71.	Mon.	Mar. 17	WASHINGTON	L	3-5	31-32-8	279-261
72.	Wed.	Mar. 19	@ New Jersey	W	7-3	32-32-8	286-264
73.	Thu.	Mar. 20	@ Philadelphia	L	1-5	32-33-8	287-269
74.	Sat.	Mar. 22	@ Quebec	W	7-4	33-33-8	294-273
75.	Wed.	Mar. 26	EDMONTON	L	3-8	33-34-8	297-281
76.	Sat.	Mar. 29	@ Montreal	L	3-4	33-35-8	300-285
77.	Tue.	Apr. 1	@ Washington	L	3-5	33-36-8	303-290
78.	Wed.	Apr. 2	NY ISLANDERS	L	2-7	33-37-8	305-297
79.	Sat.	Apr. 5	PHILADELPHIA	L	3-4*	33-38-8	308-301
80.	Sun.	Apr. 6	@ NY Rangers	W	5-4*	34-38-8	313-305

1985-86 GAME-BY-GAME HOME RESULTS

NO.	DAY	DATE	OPPONENT	RESULT	SCORE	W-L-T	GF-GA
1.	Thu.	Oct. 10	MONTREAL	L	3-5	0-1-0	3-5
2.	Sat.	Oct. 13	PHILADELPHIA	L	2-4	0-2-0	5-9
3.	Tue.	Oct. 15	MINNESOTA	W	3-2	1-2-0	8-11
4.	Thu.	Oct. 20	TORONTO	W	6-4	2-2-0	14-15
5.	Sat.	Oct. 26	QUEBEC	T	4-4*	2-2-1	18-19
6.	Tue.	Oct. 29	HARTFORD	L	3-4	2-3-1	21-23
7.	Mon.	Nov. 4	NY RANGERS	L	2-4	2-4-1	23-27
8.	Wed.	Nov. 6	WASHINGTON	L	1-4	2-5-1	24-31
9.	Sat.	Nov. 9	CHICAGO	W	3-1	3-5-1	27-32
10.	Sat.	Nov. 24	WASHINGTON	L	1-3	3-6-1	28-35
11.	Fri.	Nov. 22	WINNIPEG	W	8-1	4-6-1	36-36
12.	Wed.	Nov. 27	TORONTO	W	7-1	5-6-1	43-37
13.	Sat.	Nov. 30	NY RANGERS	W	5-4	6-6-1	48-41
14.	Wed.	Dec. 4	DETROIT	W	5-2	7-6-1	53-43
15.	Sat.	Dec. 7	NEW JERSEY	L	1-5	7-7-1	54-48
16.	Wed.	Dec. 11	NY ISLANDERS	T	4-4*	7-7-2	58-52
17.	Tue.	Dec. 17	CALGARY	W	4-3	8-7-2	62-55
18.	Sat.	Dec. 21	PHILADELPHIA	L	2-4	8-8-2	64-59
19.	Thu.	Dec. 26	BOSTON	W	4-3	9-8-2	68-62
20.	Sat.	Dec. 28	NY ISLANDERS	L	2-4	9-9-2	70-66
21.	Mon.	Jan. 6	NEW JERSEY	W	4-3	10-9-2	74-69
22.	Wed.	Jan. 8	LOS ANGELES	W	7-3	11-9-2	81-72
23.	Sat.	Jan. 11	BUFFALO	T	3-3*	11-9-3	84-75
24.	Wed.	Jan. 15	NY ISLANDERS	W	6-3	12-9-3	90-78
25.	Mon.	Jan. 19	MINNESOTA	W	3-2	13-9-3	93-80
26.	Tue.	Jan. 28	PHILADELPHIA	T	2-2*	13-9-4	95-82
27.	Sat.	Feb. 8	NEW JERSEY	W	4-0	14-9-4	99-82
28.	Wed.	Feb. 12	WASHINGTON	W	8-1	15-9-4	107-83
29.	Sat.	Feb. 15	VANCOUVER	W	9-4	16-9-4	116-87
30.	Wed.	Feb. 19	WINNIPEG	W	5-2	17-9-4	121-89
31.	Sat.	Feb. 22	ST. LOUIS	L	3-5	17-10-4	124-94
32.	Mon.	Feb. 24	LOS ANGELES	W	6-5*	18-10-4	130-99
33.	Wed.	Feb. 26	BUFFALO	W	5-2	19-10-4	135-101
34.	Sat.	Mar. 1	HARTFORD	W	5-1	20-10-4	140-102
35.	Wed.	Mar. 12	BOSTON	L	2-5	20-11-4	142-107
36.	Sat.	Mar. 15	NY RANGERS	T	2-2*	20-11-5	144-109
37.	Mon.	Mar. 17	WASHINGTON	L	3-5	20-12-5	147-114
38.	Wed.	Mar. 26	EDMONTON	L	3-8	20-13-5	150-122
39.	Sat.	Apr. 2	NY ISLANDERS	L	2-7	20-14-5	152-129
40.	Sat.	Apr. 5	PHILADELPHIA	L	3-4*	20-15-5	155-133

1985-86 GAME-BY-GAME AWAY RESULTS

NO.	DAY	DATE	OPPONENT	RESULT	SCORE	W-L-T	GF-GA
1.	Wed.	Oct. 20	@ Chicago	T	5-5*	0-0-1	5-5
2.	Sat.	Oct. 19	@ Quebec	L	3-4	0-1-1	8-9
3.	Wed.	Oct. 23	@ Toronto	W	5-4	1-1-1	13-13
4.	Wed.	Oct. 30	@ Detroit	L	3-6	1-2-1	16-19
5.	Sat.	Nov. 2	@ Montreal	T	4-4*	1-2-2	20-23
6.	Fri.	Nov. 8	@ New Jersey	L	3-5	1-3-2	23-28
7.	Wed.	Nov. 13	@ Vancouver	W	6-3	2-3-2	29-31
8.	Sat.	Nov. 16	@ Los Angeles	L	3-4*	2-4-2	32-35
9.	Tue.	Nov. 19	@ Washington	L	3-4	2-5-2	35-39
10.	Sun.	Nov. 24	@ Philadelphia	L	4-7	2-6-2	39-46
11.	Mon.	Dec. 2	@ NY Rangers	W	6-0	3-6-2	45-46
12.	Fri.	Dec. 6	@ Buffalo	W	3-1	4-6-2	48-47
13.	Tue.	Dec. 10	@ NY Islanders	L	4-7	4-7-2	52-54
14.	Sat.	Dec. 14	@ Hartford	L	4-5	4-8-2	56-59
15.	Sun.	Dec. 15	@ NY Rangers	W	5-2	5-8-2	61-61
16.	Thu.	Dec. 19	@ Minnesota	W	4-3*	6-8-2	65-64
17.	Sun.	Dec. 22	@ Philadelphia	L	2-3*	6-9-2	67-67
18.	Tue.	Dec. 31	@ St. Louis	W	8-4	7-9-2	75-71
19.	Wed.	Jan. 1	@ Chicago	L	4-7	7-10-2	79-78
20.	Thu.	Jan. 9	@ NY Islanders	L	0-9	7-11-2	79-87
21.	Sat.	Jan. 18	@ St. Louis	W	5-2	8-11-2	84-89
22.	Wed.	Jan. 22	@ Edmonton	W	7-4	9-11-2	91-93
23.	Fri.	Jan. 24	@ Vancouver	L	3-4	9-12-2	94-97
24.	Sat.	Jan. 25	@ Calgary	L	2-5	9-13-2	96-102
25.	Wed.	Jan. 29	@ New Jersey	W	4-1	10-13-2	100-103
26.	Sat.	Feb. 1	@ NY Islanders	L	3-4	10-14-2	103-107
27.	Sun.	Feb. 2	@ Boston	L	2-3	10-15-2	105-110
28.	Sun.	Feb. 16	@ New Jersey	T	5-5*	10-15-3	110-115
29.	Fri.	Feb. 21	@ Detroit	W	7-3	11-15-3	117-118
30.	Fri.	Feb. 27	@ NY Rangers	L	3-8	11-16-3	120-126
31.	Tue.	Mar. 4	@ Calgary	L	3-6	11-17-3	123-132
32.	Fri.	Mar. 7	@ Edmonton	L	3-5	11-18-3	126-137
33.	Sun.	Mar. 9	@ Winnipeg	L	3-5	11-19-3	129-142
34.	Tue.	Mar. 11	@ Washington	L	3-5	11-20-3	132-147
35.	Wed.	Mar. 19	@ New Jersey	W	7-3	12-20-3	139-150
36.	Thu.	Mar. 20	@ Philadelphia	L	1-5	12-21-3	140-155
37.	Sat.	Mar. 22	@ Quebec	W	7-4	13-21-3	147-159
38.	Sat.	Mar. 29	@ Montreal	L	3-4	13-22-3	150-163
39.	Tue.	Apr. 1	@ Washington	L	3-5	13-23-3	153-168
40.	Sun.	Apr. 6	@ NY Rangers	W	5-4*	14-23-3	158-172

PATRICK DIVISION DAILY STANDINGS 1985-86

Legend: F - Flyers, C - Capitals, I - Islanders, R - Rangers, D - Devils, P - Penguins.
Standings reflect points after games of date played.

OCT. 1ST	2ND	3RD	4TH	5TH	6TH
10	R2	D2	F0	C0	10 P0
11	R2	D2	F0	C0	10 P0
12	D4	R2	F2	12	C0 P0
13	D6	F4	R2	12	C0 P0
14	D6	F4	R2	12	C0 P0
15	D6	F4	R2	12	P2 C0
16	D6	F4	P3	R2	12 C2
17	D6	F4	P3	R2	12 C2
18	D6	F4	C4	P3	R2 12
19	D6	F6	C5	14	P3 R2
20	F8	D6	C5	14	R4 P3
21	F8	D6	C5	14	R4 P3
22	F8	D6	C5	15	R4 P3
23	F8	D6	R6	C5	15 P5
24	F10	I7	P7	D6	R6 C5
25	F10	R8	I7	P7	D6 C6
26	F10	I9	R8	P8	D8 C6
27	F12	R10	I9	P8	D8 C8
28	F12	R10	I9	P8	D8 C8
29	F12	C10	R10	I9	P8 D8
30	F14	C10	R10	I9	P8 D8
31	F14	C10	R10	I9	D9 P8

NOV. 1ST	2ND	3RD	4TH	5TH	6TH
1	F14	C12	R10	I9	D9 P8
2	F16	C12	I11	D11	R10 P9
3	F18	C12	I11	D11	R10 P9
4	F18	C12	R12	I11	D11 P9
5	F18	C14	R12	I12	D11 P9
6	F20	C16	I14	R12	D11 P9
7	F22	C16	I14	R12	D11 P9
8	F22	C16	I14	R14	D13 P9
9	F24	C16	I16	R14	D13 P11
10	F24	C16	I16	R14	D13 P11
11	F24	C16	I16	R14	D13 P11
12	F24	C18	I16	R14	D13 P11
13	F24	C18	I16	R16	D13 P13
14	F26	C18	I16	R16	D13 P13
15	F26	C20	I16	R16	D13 P13
16	F28	C21	I17	R17	D13 P13
17	F30	C21	I17	R17	D13 P13
18	F30	C21	I17	R17	D13 P13
19	F30	C23	I19	R17	D15 P13
20	F30	C25	I19	R19	D15 P13
21	F32	C25	I20	R19	D15 P13
22	F32	C25	I20	R19	D17 P15
23	F32	C27	R21	I20	D17 P15
24	F34	C27	I22	R21	D17 P15

NOV. 1ST	2ND	3RD	4TH	5TH	6TH
25	F34	C27	I22	R21	D17 P15
26	F34	C27	I22	R21	D19 P15
27	F36	C29	I23	R21	D19 P17
28	F36	C29	I23	R21	D19 P17
29	F38	C29	I25	R23	D19 P17
30	F38	C31	I25	R23	D19 P19

DEC. 1ST	2ND	3RD	4TH	5TH	6TH
1	F38	C31	I25	R23	D19 P19
2	F38	C31	I25	R23	P21 D19
3	F38	C31	I26	R23	P21 D19
4	F38	C31	I26	R25	P23 D19
5	F38	C33	I26	R25	P23 D19
6	F38	C33	I26	R25	P25 D21
7	F40	C35	I26	R25	P25 D23
8	F40	C35	R27	I26	P25 D23
9	F40	C35	R27	I26	P25 D25
10	F40	C35	R27	I26	P25 D25
11	F42	C37	I28	R27	P25 D25
12	F42	C37	I29	R29	P26 D25
13	F44	C37	I29	R29	P26 D25
14	F46	C39	I30	R29	P26 D25
15	F46	C39	I30	R29	P28 D25
16	F46	C39	I30	R29	P28 D25
17	F46	C40	I32	P30	R29 D27
18	F46	C42	I32	P30	R29 D27
19	F48	C42	I32	P32	R29 D27
20	F48	C42	I33	P32	R30 D27
21	F50	C42	I33	P32	R32 D27
22	F52	C44	I33	P32	R32 D27
23	F52	C44	I35	R34	P32 D27
24	F52	C44	I35	R34	P32 D27
25	F52	C44	I35	R34	P32 D27
26	F52	C46	I35	R34	P34 D27
27	F54	C46	I35	R34	P34 D27
28	F56	C46	I37	R34	P34 D27
29	F56	C46	I37	R36	P34 D27
30	F56	C46	I37	R36	P34 D27
31	F56	C46	I39	R36	P36 D27

JAN. 1ST	2ND	3RD	4TH	5TH	6TH
1	F56	C48	I39	R36	P36 D27
2	F58	C48	I41	R36	P36 D27
3	F58	C50	I41	R36	P36 D27
4	F58	C52	I41	R36	P36 D27
5	F58	C52	I41	R36	P36 D27
6	F58	C52	I41	P38	R36 D27

PATRICK DIVISION DAILY STANDINGS 1985-86

JAN. 1ST	2ND	3RD	4TH	5TH	6TH
7	F58	C54	I41	P38	R36 D27
8	F58	C54	I41	P40	R36 D29
9	F60	C54	I43	P40	R36 D29
10	F60	C54	I43	P40	R38 D29
11	F62	C54	I45	P41	R38 D29
12	F64	C54	I45	P41	R39 D29
13	F64	C54	I45	P41	R39 D29
14	F66	C54	I45	P41	R41 D29
15	F66	C54	I45	P43	R43 D31
16	F66	C54	I45	P43	R43 D31
17	F66	C56	I47	P43	R43 D31
18	F66	C58	I47	P45	R45 D31
19	F66	C58	I47	P47	R45 D31
20	F66	C58	I47	P47	R45 D31
21	F66	C60	I49	P47	R45 D31
22	F66	C60	I49	P49	R47 D32
23	F68	C60	I49	P49	R47 D32
24	F68	C60	I51	P49	R47 D32
25	F70	C62	I52	P49	R47 D32
26	F70	C62	I52	P49	R47 D32
27	F70	C62	I52	P49	R48 D32
28	F71	C62	I54	P50	R48 D32
29	F71	C62	I54	P52	R48 D32
30	F71	C62	I56	R52	P49 D32
31	F71	C62	I56	R52	P49 D32

FEB. 1ST	2ND	3RD	4TH	5TH	6TH
23	F86	C75	I68	P63	R60 D39
24	F86	C75	I68	P65	R62 D39
25	F86	C77	I68	P65	R62 D39
26	F86	C77	I68	P67	R62 D41
27	F86	C79	I68	P67	R64 D41
28	F86	C79	I70	P67	R64 D41

MAR. 1ST	2ND	3RD	4TH	5TH	6TH
1	F86	C81	I70	P69	R64 D41
2	F86	C83	I70	P69	R64 D43
3	F86	C83	I70	P69	R64 D43
4	F86	C85	I72	P69	R64 D43
5	F86	C85	I72	P69	R64 D43
6	F88	C85	I72	P69	R66 D45
7	F88	C85	I72	P69	R66 D45
8	F88	C87	I72	P69	R66 D47
9	F90	C89	I72	P69	R66 D47
10	F90	C89	I72	P69	R66 D47
11	C91	F90	I74	P69	R68 D47
12	C91	F90	I74	P69	R68 D47
13	F92	C91	I76	P69	R68 D47
14	F92	C91	I76	P69	R68 D47
15	F94	C93	I78	P70	R69 D47
16	F96	C93	I78	R71	P70 D47
17	F96	C95	I78	R71	P70 D47
18	F96	C95	I80	R71	P70 D47
19	F96	C95	I80	P72	R71 D47
20	F98	C95	I82	P72	R71 D47
21	F98	C97	I82	P72	R71 D49
22	F100	C97	I83	P74	R71 D51
23	F100	C99	I83	P74	R71 D51
24	F100	C99	I83	P74	R71 D51
25	C101	F100	I83	P74	R73 D51
26	C101	F100	I83	P74	R73 D51
27	C101	F100	I83	P74	R73 D53
28	C101	F100	I85	R75	P74 D53
29	C102	F102	I86	R75	P74 D55
30	C102	F102	I86	R75	P74 D55
31	C102	F102	I86	R77	P74 D55

APR. 1ST	2ND	3RD	4TH	5TH	6TH
1	C104	F104	I86	R77	P74 D55
2	F106	C104	I88	R77	P74 D57
3	F106	C106	I88	R77	P74 D57
4	F106	C106	I88	R77	P74 D57
5	F108	C107	I90	R78	P74 D57
6	F110	C107	I90	R78	P76 D59

POWER PLAY GOALS 1985-86

FOR (93 IN 325 CHANCES - 21.9%)

vs BOSTON (3-19) Shedden, Mantha & Frawley
 vs BUFFALO (3-12) Shedden, Bullard & Lemieux
 vs CALGARY (2-13) Mantha & Shedden

 vs CHICAGO (5-22) Lemieux 3, Chabot, & Shedden
 vs DETROIT (6-16) Mantha 2, Shedden 2, & Lemieux 2
 vs EDMONTON (5-14) Bullard 3, Frawley & Shedden
 vs HARTFORD (3-17) Ruskowski, Bodger & Bullard
 vs LOS ANGELES (8-19) Bullard 3, Shedden 2, Lemieux, Ruskowski & Mantha
 vs MINNESOTA (1-11) Cunneynworth
 vs MONTREAL (2-13) Bullard & Frawley

vs NEW JERSEY (9-40) Ruskowski 3, Bullard 2, Shedden, Simpson, Mantha, & Schmidt
 vs NY ISLANDERS (8-35) Shedden 2, Siren Lemieux, Ruskowski & Bullard
 vs NY RANGERS (10-32) Bullard 2, Mantha 2, Lemieux 2, Shedden, Duguay Errey & Ruskowski
 vs PHILADELPHIA (4-46) Mantha, Duguay Ruskowski & Simpson
 vs QUEBEC (0-13) None

vs ST. LOUIS (5-16) Lemieux 2, Bullard Ruskowski & Shedden
 vs TORONTO (4-17) Lemieux, Mantha, Buskas & Shedden
 vs VANCOUVER (8-17) Shedden 2, Lemieux 2, Schmidt & Frawley
 vs WASHINGTON (7-35) Ruskowski 2, Mantha, Bullard, Shedden, Cunneynworth & Duguay
 vs WINNIPEG (4-21) Lemieux 2, Shedden & Schmidt

PENGUIN SCORERS

Shedden	19	Cunneynworth	2
Lemieux	17	Simpson	2
Bullard	16	Chabot	1
Ruskowski	11	Bodger	1
Mantha	11	Siren	1
Frawley	4	Errey	1
Schmidt	3	Buskas	1
Duguay	3		

AGAINST (78 IN 341 CHANCES - 77.1%)

BOSTON (4-14) Bourque, Crowder, Linseman & Pederson
 BUFFALO (0-8) None

 CALGARY (4-11) Suter, Beers, Quinn & Hunter
 CHICAGO (5-11) Sutter, B. Wilson, Savard, Larmer & Secord
 DETROIT (2-15) Gare & Young

 EDMONTON (2-12) Lumley & Krushelnyski
 HARTFORD (2-14) Turgeon & Robertson
 LOS ANGELES (2-11) Nicholls & Erickson
 MINNESOTA (1-12) Ciccarelli
 MONTREAL (3-13) Dahlin, Carbonneau & Richer
 NEW JERSEY (5-29) Broten 2, Bridgman 2, & Pichette

NY ISLANDERS (8-21) Bossy 4, Potvin B. Sutter, Flatley & Tonelli
 NY RANGERS (6-29) Brooke 2, Pavelich, Osborne, Greschner & Helminen

PHILADELPHIA (8-30) Kerr 3, Sinisalo 3, Zezel & Craven
 QUEBEC (4-19) Goulet 2, Patrick & P. Stastny

ST. LOUIS (6-19) Flochart 2, Hunter 2 & Mullen 2
 TORONTO (2-12) Vaive & Leeman

VANCOUVER (5-16) Tanti 2, Skriko 2

& Lanz
 WASHINGTON (8-27) Christian 3, Haworth 2, Gustafsson, Laughlin & Andersson
 WINNIPEG (1-13) Derlago

PENGUINS IN THE BOX

Mantha	10	Chabot	2
Bodger	8	Buskas	2
Johnson	7	Simpson	2
Hannan	6	Lemieux	2
Cunneynworth	6	Ruskowski	2
Siren	5	Lindstrom	2
Schmidt	5	Blaisdell	2
Frawley	3	Shedden	1
Loney	3	Bench	1
Hillier	3	Dahlquist	1
Bullard	3	Errey	1
		Romano	1

SHORTHANDED GOALS 1985-86

Pittsburgh scored 12 shorthanded goals: Dave Hannan 3 (Washington, Hartford & Winnipeg), Mike Bullard 2 (Minnesota & St. Louis), John Chabot 2 (Minnesota & Vancouver), Randy Cunneynworth 2 (NY Islanders & NY Rangers), Moe Mantha 2, (St. Louis & Philadelphia) and Craig Simpson (Quebec) scored for the Penguins.

Opponents scored 17 shorthanded goals: Please refer to team summaries for opponent shorthanded goals.

1985-86 MULTIPLE POINT GAMES

PLAYER	2G	3G	2A	3A	4A	2PT	3PT	4PT	5PT	TOTAL
Lemieux	10	1*	21	4	3	22	15	5	2*	44
Bullard	6	3	4	2	0	8	8	3	0	19
Mantha	1	0	12	1	0	15	2	0	0	17
Shedden	1	1	7	0	0	10	5	0	0	15
Ruskowski	2	0	7	0	0	13	2	0	0	15
Chabot	0	0	6	0	0	7	2	0	0	9
Cunneynworth	1	0	5	0	0	8	0	0	0	8
Bodger	0	0	6	0	0	5	1	0	0	6
Schmidt	3	0	2	0	0	4	2	0	0	6
Blaisdell	1	0	2	0	0	4	0	0	0	4
Johnson	0	0	3	0	0	4	0	0	0	4
Simpson	2	0	3	0	0	3	2	0	0	5
Duguay	0	0	1	0	0	4	0	0	0	4
Errey	2	0	0	0	0	3	0	0	0	3
Frawley	0	0	1	0	0	2	1	0	0	3
Hannan	2	0	0	0	0	2	1	0	0	3
Lindstrom	0	0	1	0	0	2	0	0	0	2
Loney	0	0	2	0	0	2	0	0	0	2
TOTAL	29	5	80	8	3	118	41	8	2	169

* - Includes 1 four-goal game and 1 six-point game.

PITTSBURGH ALL-TIME MULTIPLE POINT GAMES

PLAYER	2G	3G	2A	3A	4A	2PT	3PT	4PT	5PT	TOTAL
Bullard	29	6*	24	5	0	56	23	7	1*	87
Lemieux	17	1*	30	6	3	42	22	6	3*	73
Mantha	2	0	18	2	0	22	5	0	0	27
Chabot	2	0	13	3	1	16	6	2	0	24
Ruskowski	2	0	7	0	0	13	2	0	0	14
Hannan	3	0	3	0	0	10	2	0	0	12
Bodger	0	0	11	0	0	9	2	0	0	11
Cunneynworth	1	0	5	0	0	8	0	0	0	8
Errey	3	0	3	0	0	7	0	0	0	7
Rissling	0	0	4	0	0	6	0	0	0	6
Schmidt	3	0	2	0	0	5	2	0	0	7
Hillier	0	0	4	0	0	5	0	0	0	5
Loney	2	0	3	0	0	5	1	0	0	6
Blaisdell	1	0	2	0	0	4	0	0	0	4
Johnson	0	0	3	0	0	4	0	0	0	4
Simpson	2	0	3	0	0	3	2	0	0	5
Duguay	0	0	1	0	0	4	0	0	0	4
Frawley	0	0	1	0	0	2	1	0	0	3
Buskas	0	0	0	0	0	2	0	0	0	2
Lindstrom	0	0	1	0	0	2	0	0	0	2
Charlesworth	0	0	1	0	0	1	0	0	0	1
McGeough	0	0	1	0	0	1	0	0	0	1

1986-87 PITTSBURGH PENGUINS ROSTER

PLAYER (POS)	HT	WT	PLACE OF BIRTH	DATE
AITKEN, Brad (LW)	6-3	198	Scarborough, Ont.	10/30/67
BELANGER, Roger (RW)	6-0	198	St. Catharines, Ont.	12/1/65
BLAISDELL, Mike (RW)	6-1	208	Moose Jaw, Sask.	1/18/60
BOURQUE, Phil (LW)	6-1	217	Cheilmsford, Mass.	6/8/62
BROWN, Rob (C)	5-11	176	Kingston, Ont.	4/10/68
BULLARD, Mike (C/LW)	5-10	193	Ottawa, Ont.	3/10/61
CAPUANO, Dave (C)	6-2	188	Cranston, RI	7/27/68
CHABOT, John (C)	6-3	200	Summerside, P.E.I.	5/18/62
CHOULES, Greg (LW/C)	5-9	176	Montreal, Que.	5/1/66
CLEMENS, Kevin (LW)	5-11	186	McLennan, Alta.	2/2/67
CUNNEYWORTH, Randy (LW)	6-0	183	Etobicoke, Ont.	5/10/61
DANIELS, Jeff (LW)	6-1	191	Oshawa, Ont.	6/24/68
DEL COL, John (RW/LW)	5-10	192	St. Catharines, Ont.	5/11/65
DUGUAY, Ron (RW)	6-2	197	Sudbury, Ont.	7/6/57
ERREY, Bob (LW)	5-10	179	Montreal, Que.	9/21/64
FRAWLEY, Dan (RW)	6-0	193	Sturgeon Falls, Ont.	6/2/62
GIFFIN, Lee (RW)	5-11	180	Chatham, Ont.	4/1/67
GOTAAAS, Steve (C)	5-10	175	Camrose, Alta.	5/10/67
HANNAN, Dave (C)	5-10	180	Sudbury, Ont.	11/26/61
JOHNSON, Scott (LW)	5-11	196	New Hope, Minn.	10/12/63
LAVALLEE, Kevin (LW)	5-9	180	Sudbury, Ont.	9/16/61
LEMIEUX, Mario (C)	6-4	211	Montreal, Que.	10/5/65
LINDSTROM, Willy (RW)	6-0	175	Grunns, Sweden	5/5/51
LONEY, Troy (LW)	6-3	206	Bow Island, Alta.	9/21/63
MATHIASSEN, Dwight (RW)	6-1	196	Brandon, Man.	5/12/65
MCGEOUGH, Jim (C)	5-8	168	Regina, Sask.	4/13/63
MCLLWAIN, Dave (LW)	6-0	180	Seaforth, Ont.	1/9/67
MOKOSAK, Carl (LW)	6-1	200	Ft. Saskatchewan, Alta.	9/22/62
RUSKOWSKI, Terry (LW)	5-9	183	Prince Albert, Sask.	12/31/54
SHAW, Brian (RW)	6-0	196	Edmonton, Alta.	5/20/62
SIMPSON, Craig (C)	6-2	192	Londo, Ont.	2/15/67
TEEVENS, Mark (C)	6-0	183	Ottawa, Ont.	6/17/66
WILSON, Mitch (C)	5-8	186	Kelowna, B.C.	2/15/62

DEFENSE:

BODGER, Doug (LD)	6-2	209	Chemainus, B.C.	6/18/66
BUSKAS, Rod (RD)	6-1	207	Wetaskiwin, Alta.	1/7/61
CHARLESWORTH, Todd (LD)	6-1	190	Calgary, Alta.	3/22/65
DAHLQUIST, Chris (LD)	6-1	193	Fridley, Minn.	12/14/62
GOERTZ, Dave (RD)	5-11	199	Edmonton, Alta.	3/28/65
HILLIER, Randy (RD)	6-0	190	Toronto, Ont.	3/30/60
HOBSON, Doug (RD)	5-11	181	Prince Albert, Sask.	4/9/68
JOHNSON, Jim (LD)	6-0	186	New Hope, Minn.	8/9/62
MANTHA, Moe (RD)	6-2	209	Lakewood, Ohio	1/21/61
MCDONNELL, Joe (RD)	6-2	197	Kitchener, Ont.	5/11/61
PAEK, Jim (LD)	6-0	188	Seoul, Korea	4/7/67
ROWE, Mike (LD)	6-1	200	Kingston, Ont.	3/8/65
SCHMIDT, Norm (RD)	5-11	198	Sault Ste. Marie, Ont.	1/24/63
SIREN, Ville (RD)	6-1	193	Tempre, Finland	2/11/64
WILSON, Rob (RD)	6-3	192	Toronto, Ont.	7/18/68
ZALAPSKI, Zarley (LD)	6-1	196	Edmonton, Alta.	4/22/68

GOALTENDERS

COOPER, Jeff (G)	5-10	169	Ottawa, Ont.	6/12/62
FORD, Brian (G)	5-10	168	Edmonton, Alta.	9/22/61
GUENETTE, Steve (G)	5-9	162	Montreal, Que.	11/13/65
MELOCHE, Gilles (G)	5-9	182	Montreal, Que.	7/12/50
ROMANO, Roberto (G)	5-6	175	Montreal, Que.	10/10/62
TITUS, Steve (G)	5-10	150	St. John, N.B.	2/2/67

1986-87 PITTSBURGH PENGUINS ROSTER

AGE	1985-86 CLUB	GP	G	A	PTS	PIM
19	Sault Ste. Marie (OHL)	58	17	47	64	88
20	Baltimore (AHL)	69	17	21	38	61
26	Pittsburgh	66	15	14	29	36
24	Pittsburgh - Baltimore	78	8	18	26	228
18	Kamloops (WHL)	69	58	115	173	171
25	Pittsburgh	77	41	42	83	69
18	Mt. St. Charles H.S.	25	43	42	85	10
24	Pittsburgh	77	14	31	45	6
20	Chicoutimi (QMJHL)	65	20	32	52	118
19	Regina (WHL)	71	26	32	58	70
25	Pittsburgh	75	15	30	45	74
18	Oshawa (OHL)	62	13	19	32	23
21	Baltimore - Toledo (IHL)	59	7	9	16	39
29	Detroit - Pittsburgh	80	25	36	61	32
22	Pittsburgh - Baltimore	55	19	13	32	36
24	Pittsburgh	69	10	11	21	174
19	Oshawa (OHL)	54	29	37	66	28
19	Prince Albert (WHL)	61	40	61	101	31
25	Pittsburgh	75	17	18	35	91
23	Lake Superior S.C.	40	21	25	46	57
24	St. Louis	64	18	20	38	8
21	Pittsburgh	79	48	93	141	43
35	Pittsburgh	71	14	17	31	30
23	Pittsburgh - Baltimore	80	15	20	35	179
21	Denver U. - Pittsburgh	52	41	49	90	50
23	Pittsburgh - Baltimore	55	17	15	32	28
19	North Bay (OHL)	64	37	35	72	37
24	Philadelphia - Hershey	80	30	42	72	317
32	Pittsburgh	73	26	37	63	162
24	Adirondack-Peoria (IHL)	77	44	24	68	153
19	Pittsburgh	76	11	17	28	49
20	Peterborough (OHL)	50	31	50	81	106
24	Maine (AHL)	64	4	3	7	217
20	Pittsburgh	79	4	33	37	63
25	Pittsburgh	72	2	7	9	159
21	Pitt-Balt.-Musk.	72	10	31	41	88
23	Pittsburgh - Baltimore	70	5	23	28	66
21	Baltimore (AHL)	74	1	15	16	76
26	Pittsburgh - Baltimore	36	0	8	8	67
18	Prince Albert (WHL)	66	2	17	19	70
24	Pittsburgh	80	3	26	29	115
25	Pittsburgh	78	15	52	67	102
25	Pittsburgh - Baltimore	34	1	13	14	22
19	Oshawa (OHL)	64	5	21	26	122
21	Pittsburgh - Baltimore	70	0	5	5	111
23	Pittsburgh	66	15	14	29	57
22	Pittsburgh	60	4	8	12	32
18	Sudbury (OHL)	61	1	5	6	93
18	Team Canada-Ft. Sask.	59	22	37	59	56
24	Baltimore (AHL)	23	1099	77	2	4.20
25	Baltimore - Muskegon	48	2743	169	1	3.76
21	Guelph (OHL)	50	2910	165	3	3.40
36	Pittsburgh	34	1989	119	0	3.59
24	Pittsburgh	46	2684	159	2	3.55
19	Cornwall	33	1846	163	0	5.23

BALTIMORE SKIPJACKS HOCKEY CLUB

Baltimore Arena - Suite 412
201 W. Baltimore St.
Baltimore, MD 21201
(301) 727-0703

Barton Mitchell
President

Gene Ubriaco
Coach

President..... Barton S. Mitchell
Vice-President..... William Sullivan
Secretary..... James S. Watson
Treasurer..... Gary Fisher
Governor..... John M. Haas
Alternate Governor..... Ken Schinkel
Coach..... Gene Ubriaco
Trainer..... Tim Ringler
Assistant Trainer..... David Sherrid
Director of Media Relations..... Pat Eberle
Director of Communications/Sales..... Terry Ficorelli
Director of Marketing & Promotions..... Mike Naused

For the fifth year, the Baltimore Skipjacks will serve as the Penguins minor league affiliate in the American Hockey League.

The Skipjacks have been under the guidance of coach Gene "Ubie" Ubriaco for the past three seasons. Ubriaco earned AHL Coach of the Year honors in his first season with Baltimore, Guiding the club to the Southern Division title while posting the best record in the league at 46-24-10.

The Skipjacks advanced to the semi-finals of the Calder Cup Playoffs in 1983-84 but were defeated by the Rochester Americans in six games, two games to four.



In 1984-85 the Jacks finished in second place in the Southern Division with a 45-27-8 record. They set a professional hockey record with 16 consecutive wins breaking the 41-year old AHL record of 11 wins and the NHL record of 15 set in 1981-82 by the NY Islanders.

Last year marked the first time the Jacks had missed the playoffs since 1982-83 and the first time an Ubriaco coached team had not qualified. They finished the 1985-86 season with 64 points through 80 games.

YEAR	GP	W	L	T	PTS	Finish
1982-83	80	35	36	9	79	5th
1983-84	80	46	24	10	102	1st
1984-85	80	45	27	8	98	2nd
1985-86	80	28	44	8	64	7th



Barton Mitchell
President



Gene Ubriaco
Coach

BALTIMORE SKIPJACKS 1986-87 SCHEDULE

Fri. Oct. 10	VS ROCHESTER	Wed. Jan. 14	at Nova Scotia
Sun. Oct. 12	VS HERSCHEY (3:30 PM)	Thu. Jan. 15	at Fredericton
Fri. Oct. 17	at Binghamton	Sun. Jan. 18	at Nova Scotia (7:00 PM)
Sat. Oct. 18	VS NEW MARKET	Wed. Jan. 21	VS SPRINGFIELD
Sat. Oct. 25	VS ROCHESTER	Fri. Jan. 23	VS ADIRONDACK
Wed. Oct. 29	VS NOVA SCOTIA	Sat. Jan. 24	at Binghamton
Fri. Oct. 31	VS ROCHESTER	Tue. Jan. 27	VS HERSCHEY
		Wed. Jan. 28	at Hershey
Sun. Nov. 2	VS BINGHAMTON (3:30 PM)	Thu. Jan. 29	VS SHERBROOKE
Tue. Nov. 4	vs SPRINGFIELD	Sat. Jan. 31	at Adirondack
Wed. Nov. 5	at Rochester		
Fri. Nov. 7	at New Market	Sun. Feb. 1	at Rochester (4:00 PM)
Sat. Nov. 8	at Springfield	Tue. Feb. 3	at New Market
Sun. Nov. 9	at Maine (2:00 PM)	Thu. Feb. 5	VS NEW MARKET
Wed. Nov. 12	VS MONCTON	Sat. Feb. 7	at Springfield
Sat. Nov. 15	VS NEW MARKET	Sun. Feb. 8	VS NEW MARKET (4:00 PM)
Tue. Nov. 18	VS NEW HAVEN	Wed. Feb. 11	VS ROCHESTER
Fri. Nov. 21	at Rochester	Fri. Feb. 13	VS FREDERICTON
Sun. Nov. 23	at New Market	Tue. Feb. 17	VS NOVA SCOTIA
Wed. Nov. 26	VS ROCHESTER	Thu. Feb. 19	VS MAINE
Fri. Nov. 28	at Rochester	Sun. Feb. 22	VS NEW HAVEN (2:00 PM)
Sat. Nov. 29	at Adirondack	Wed. Feb. 25	VS BINGHAMTON
Sun. Nov. 30	at New Haven (7:00 PM)	Fri. Feb. 27	VS MONCTON
Sat. Dec. 6	at Hershey	Sun. Mar. 1	VS NEW MARKET (2:00 PM)
Sun. Dec. 7	VS HERSCHEY (3:30 PM)	Wed. Mar. 4	at Hershey
Fri. Dec. 12	VS SPRINGFIELD	Thu. Mar. 5	VS FREDERICTON
Sat. Dec. 13	at Hershey	Sat. Mar. 7	VS BINGHAMTON
Sun. Dec. 14	VS HERSCHEY (3:30 PM)	Sun. Mar. 8	at Hershey (3:00 PM)
Wed. Dec. 17	at Moncton	Tue. Mar. 10	VS NEW HAVEN
Thu. Dec. 18	at Fredericton	Thu. Mar. 12	VS ADIRONDACK
Sat. Dec. 20	at Moncton	Fri. Mar. 13	at Binghamton
Tue. Dec. 23	at Binghamton (6:00 PM)	Sun. Mar. 15	VS MAINE (2:00 PM)
Fri. Dec. 26	VS HERSCHEY	Fri. Mar. 20	at New Market
Sat. Dec. 27	at Hershey	Sun. Mar. 22	at New Market
Sun. Dec. 28	VS BINGHAMTON (3:30 PM)	Wed. Mar. 25	at Rochester
Wed. Dec. 31	at Binghamton (6:00 PM)	Fri. Mar. 27	at New Haven
		Sat. Mar. 28	at New Haven (2:00 PM)
		Sun. Mar. 29	at Sherbrooke (4:00 PM)
Fri. Jan. 2	VS HERSCHEY		
Sun. Jan. 4	VS SHERBROOKE (3:30 PM)	Wed. Apr. 1	at Hershey
Fri. Jan. 9	at Springfield	Thu. Apr. 2	VS HERSCHEY
Sat. Jan. 10	at Maine	Sat. Apr. 4	VS BINGHAMTON
Sun. Jan. 11	at Sherbrooke (4:00 PM)		

All games begin at 7:30 PM unless otherwise noted.

For ticket information - (301) 727-0703

AMERICAN HOCKEY LEAGUE STANDINGS 1985-86

SOUTHERN DIVISION	GP	W	L	T	PTS	GF	GA
Hershey Bears	80	48	29	3	99	346	292
Binghamton Whalers	80	41	34	5	87	316	290
St. Catherines Saints	80	38	37	5	81	304	308
New Haven Nighthawks	80	36	37	7	79	340	343
Springfield Indians	80	36	39	5	77	301	309
Rochester Americans	80	34	39	7	75	320	337
BALTIMORE SKIPJACKS	80	28	44	8	64	271	304

NORTHERN DIVISION	GP	W	L	T	PTS	GF	GA
Adirondack Red Wings	80	41	31	8	90	339	298
Maine Mariners	80	40	31	9	89	274	285
Moncton Golden Flames	80	34	34	12	80	294	307
Fredericton Express	80	35	37	8	78	319	311
Sherbrooke Canadiens	80	33	38	9	75	340	341
Nova Scotia Oilers	80	29	43	8	66	314	353

CALDER CUP PLAYOFFS

QUARTER-FINALS

Adirondack defeated Fredericton (4-2)
 Moncton defeated Maine (4-1)
 Hershey defeated New Haven (4-1)
 St. Catherines defeated Binghamton (4-2)

SEMI-FINALS

Adirondack defeated Moncton (4-1)
 Hershey defeated St. Catherines (4-3)

FINALS

Adirondack defeated Hershey (4-2) for the Calder Cup

INTERNATIONAL HOCKEY LEAGUE STANDINGS 1985-86

EAST DIVISION	GP	W	L	T	PTS	GF	GA
MUSKEGON LUMBERJACKS	82	50	32	0	105	378	294
Kalamazoo Wings	82	47	35	0	100	345	314
Saginaw Generals	82	41	41	0	90	322	290
Toledo Goaldiggers	82	24	58	0	58	295	427
Flint Spirits	82	16	66	0	38	271	497

WEST DIVISION	GP	W	L	T	PTS	GF	GA
Ft. Wayne Komets	82	52	30	0	112	350	266
Milwaukee Admirals	82	48	33	1	102	371	310
Peoria Rivermen	82	46	36	0	97	339	300
Salt Lake Golden Eagles	82	44	38	0	90	347	326
Indianapolis Checkers	82	41	40	1	88	302	306

TURNER CUP PLAYOFFS

QUARTER-FINALS

Ft. Wayne defeated Salt Lake (4-1)
MUSKEGON defeated Indianapolis (4-1)
 Peoria defeated Milwaukee (4-1)
 Saginaw defeated Kalamazoo (4-1)

SEMI-FINALS

Ft. Wayne defeated Peoria (4-2)
MUSKEGON defeated Saginaw (4-1)

FINALS

MUSKEGON defeated Ft. Wayne (4-0) to win the Turner Cup

NOTE: BRIAN FORD was in goal for all twelve Muskegon playoff victories.

BALTIMORE SKIPJACKS 1985-86 SCORING

NAME	GP	G	A	PTS	PIM	PPG	SHG	GWG
Tom Roulston	73	38	49	87	38	10	3	4
Tom O'Regan	61	23	31	54	65	5	2	0
Mitch Lamoureux	75	22	31	53	129	5	2	4
Gary Rissling	76	19	34	53	340	4	2	3
Colin Chin	78	17	28	45	38	6	1	1
Roger Belanger	69	17	21	38	61	7	0	4
Dean DeFazio	75	14	24	38	186	1	0	1
Steve Carlson	66	9	27	36	56	2	0	0
Steve Gatzos	53	25	8	33	34	12	0	1
Dave Simpson	79	13	19	32	56	4	0	1
Greg Hotham	78	2	26	28	94	1	0	0
Jim McGeough	38	14	13	27	20	2	0	2
Phil Bourque	74	8	18	26	226	2	1	2
Chris Dahlquist	66	4	21	25	64	1	0	0
Troy Loney	33	12	11	23	84	7	0	2
Wally Weir	67	5	12	17	300	1	0	0
Dave Goertz	75	1	15	16	76	0	1	1
Bob Errey	18	8	7	15	28	3	0	1
Joe McDonnell	31	1	13	14	20	0	0	0
Bob Geale	21	5	7	12	9	0	1	0
Fred Perlini	25	6	4	10	6	1	0	0
Ted Nolan	10	4	4	8	19	2	0	0
Randy Hillier	8	0	5	5	14	0	0	0
Mike Rowe	66	0	5	5	107	0	0	0
Todd Charlesworth	19	1	3	4	10	0	0	1
Tony Fiore	15	2	1	3	6	1	0	0
John Del Col	26	1	2	3	16	0	0	0
Glen Sharpley	7	0	3	3	4	0	0	0
Brian Ford	39	0	1	1	8	0	0	0
Jeff Cooper	23	0	0	0	4	0	0	0
Denis Herron	27	0	0	0	6	0	0	0

GOALTENDING

NAME	GP	MP	GA	EN	SO	AVG	W-L-T	SAVES	SVPCT
Denis Herron	27	1510	86	0	0	3.42	10-11-4	707	.892
Brian Ford	39	2230	136	4	1	3.66	12-20-4	1017	.882
Jeff Cooper	23	1099	77	1	2	4.20	6-13-0	502	.867
TOTAL	80	4839	304	3		3.77	28-44-8	2226	.880

1985-86 AHL ALL STARS & AWARDS

FIRST TEAM

Ron Hextall, Hershey
 Jim Wiemer, New Haven
 Kevin McCarthy, Hershey
 Paul Gardner, Rochester
 Jody Gage, Rochester
 Paul Fenton, Binghamton

GOAL

DEFENSE
 DEFENSE
 CENTER
 RIGHT WING
 LEFT WING

SECOND TEAM

Sam St. Laurent, Maine
 Larry Trader, Adirondack
 Jack Brownschidle, Binghamton
 Tim Tookey, Hershey
 Serge Boisvert, Sherbrooke
 Ross Fitzpatrick, Hershey

LES CUNNINGHAM PLAQUE (Most Valuable Player) - Paul Gardner, Rochester
 JOHN B. SOLLENBERGER TROPHY (Leading Scorer) - Paul Gardner, Rochester
 EDDIE SHORE PLAQUE (Top Defenseman) - Jim Wiemer, New Haven
 DUDLEY "RED" GARRETT TROPHY (Rookie of the Year) - Ron Hextall, Hershey
 FRED HUNT TROPHY (Sportsmanship) - Steve Tsujiura, Maine
 BAZ BASTIEN TROPHY (Top Goaltender) - Sam St. Laurent, Maine
 JACK BUTTERFIELD TROPHY (Playoff MVP) - Tim Tookey, Hershey



PITTSBURGH VS BOSTON



1985-86	GP	W	L	T	PTS	GF	GA	PPG	SHG	PEN	PIM
PITTSBURGH	3	1	2	0	2	8	11	3-19	0	25	62
BOSTON	3	2	1	0	4	11	8	4-14	0	31	82

AT PITTSBURGH (1-1-0)

Dec. 26 Boston 3 (Keans) at PITTSBURGH 4 (ROMANO)
 Feb. 2 Pittsburgh 2 (Meloche) at BOSTON 3 (KEANS)
 Mar. 12 BOSTON 5 (RIGGIN) at Pittsburgh 2 (Romano)

AT BOSTON (0-1-0)

WG - Bodger
 WG - Simmer
 WG - Pederson

GOALS & SHOTS BY PERIODS:	1ST	2ND	3RD	OVT	TOTAL
PITTSBURGH	4-23	1-34	3-21	***	8-78
BOSTON	5-36	3-29	3-22	***	11-87

PITTSBURGH	GP	SOG	G	A	PTS	PIM	BOSTON	GP	SOG	G	A	PTS	PIM
Lemieux	3	9	1	3	4	2	Simmer	2	7	3	1	4	0
Bodger	3	7	1	2	3	2	Pederson	3	6	1	3	4	2
Shedden	2	6	1	1	2	2	Bourque	3	17	1	2	3	4
Mantha	3	9	1	1	2	2	Crowder	3	6	1	2	3	12
Johnson	3	2	0	2	2	7	Linseman	3	4	1	2	3	0
Ruskowski	3	2	0	2	2	13	Pasin	3	4	1	2	3	2
Blaisdell	3	5	1	0	1	0	Thelven	2	4	0	3	3	4
Frawley	3	5	1	0	1	2	Kluzak	2	1	0	2	2	4
Lindstrom	2	4	1	0	1	0	Milbury	1	1	1	0	1	0
Schmidt	3	2	1	0	1	6	Burridge	2	2	1	0	1	0
Duguay	1	4	0	1	1	2	Courtneall	3	5	1	0	1	13
Romano	2	0	0	1	1	0	Larson	1	3	0	1	1	2
Bullard	3	12	0	1	1	0	Kasper	3	5	0	1	1	2
Chabot	3	1	0	1	1	0	Markwart	3	2	0	1	1	4
Hannan	3	2	0	1	1	0	Campbell	1	0	0	0	0	6
Errey	1	0	0	0	0	0	Curran	1	1	0	0	0	0
Meloche	1	0	0	0	0	0	Derlago	1	1	0	0	0	0
Nolan	1	0	0	0	0	0	Foster	1	0	0	0	0	2
Loney	2	2	0	0	0	7	Nienhuis	1	1	0	0	0	0
Buskas	3	2	0	0	0	7	Simonetti	1	1	0	0	0	0
Cunneynworth	3	1	0	0	0	4	Thelin	1	1	0	0	0	0
Simpson	3	1	0	0	0	0	Riggin	2	0	0	0	0	0
Siren	3	2	0	0	0	6	Keans	2	0	0	0	0	0
							Middleton	2	5	0	0	0	2
							Miller	2	0	0	0	0	7
							O'Connell	2	7	0	0	0	0
							Reid	2	3	0	0	0	2
							Blum	3	0	0	0	0	14
TOTAL	3	78	(8-16-24)	62	TOTAL	3	87	(11-20-31)	82				

GOALTENDERS	GP	MP	GF	GA	ENG	SO	AVG	SAVES	SPCT.	W-L-T
Meloche (P)	1	60	2	3	0	0	3.00	31	.912	0-1-0
Romano (P)	2	120	6	8	0	0	4.00	45	.849	1-1-0
PITTSBURGH TOTAL	3	180	8	11	0	0	3.67	76	.874	1-2-0
Riggin (B)	1	60	5	2	0	0	2.00	21	.913	1-0-0
Keans (B)	2	120	6	6	0	0	3.00	49	.891	1-1-0
BOSTON TOTAL	3	180	11	8	0	0	2.67	70	.897	2-1-0

POWER PLAY GOALS: PITTSBURGH (3 for 19) - Shedden, Mantha & Frawley
 BOSTON: (4 for 14) - Bourque, Crowder, Linseman & Pederson

BOSTON BRUINS	GP	W	L	T	PTS	GF	GA
Pittsburgh Home	43	11	23	9	31	130	173
Pittsburgh Away	42	5	33	4	14	113	201
1967-1986 TOTAL	85	16	56	13	45	243	374
Last Win By PITTSBURGH At Home:	December 26, 1985 (4-3) (0-1-0 since last win)						
Last Win By PITTSBURGH On Road:	March 9, 1985 (6-5 OT) (0-1-0 since last win)						
Last Win By BOSTON At Home:	February 2, 1986 (3-2) (0-0-0 since last win)						
Last Win By BOSTON On Road:	March 12, 1986 (5-2) (0-0-0 since last win)						



PITTSBURGH VS BUFFALO



1985-86	GP	W	L	T	PTS	GF	GA	PPG	SHG	PEN	PIM
PITTSBURGH	3	2	0	1	5	11	6	3-12	0	19	56
BUFFALO	3	0	2	1	1	6	11	0-8	1	23	64

AT PITTSBURGH (1-0-1)

Dec. 6 PITTSBURGH 3 (MELOCHE) at Buffalo 1 (Barraso)
 Jan. 11 Buffalo 3 (Barraso) at Pittsburgh 3 (Meloche)
 Feb. 26 Buffalo 2 (Barraso) at PITTSBURGH 5 (ROMANO)

AT BUFFALO (1-0-0)

WG - Lemieux
 WG - Hannan

GOALS & SHOTS BY PERIODS:	1ST	2ND	3RD	OVT	TOTAL
PITTSBURGH	3-26	3-32	5-30	0-3	11-91
BUFFALO	1-23	0-26	5-32	0-2	6-83

PITTSBURGH	GP	SOG	G	A	PTS	PIM	BUFFALO	GP	SOG	G	A	PTS	PIM
Lemieux	3	15	4	2	6	2	Halkidis	2	2	1	2	3	7
Bullard	2	6	1	3	4	0	Dykstra	2	4	1	1	2	2
Shedden	3	10	1	2	3	2	Andreychuk	3	9	1	1	2	2
Mantha	3	9	0	3	3	2	Foligno	3	10	1	1	2	11
Errey	1	2	2	0	2	0	Hamel	3	6	1	0	1	0
Chabot	3	4	1	1	2	0	Seiling	3	6	1	0	1	4
Hannan	3	3	1	1	2	2	Gage	1	3	0	1	1	0
Ruskowski	3	1	0	2	2	14	Hajt	2	1	0	1	1	0
Bodger	3	4	0	2	2	0	Tucker	3	1	0	1	1	0
Siren	3	4	1	0	1	2	Andersson	1	0	0	0	0	0
Cunneynworth	3	7	0	1	1	4	Dunn	1	1	0	0	0	0
Frawley	3	0	0	1	1	10	Engblom	1	1	0	0	0	0
Lindstrom	3	3	0	1	1	0	Lacombe	1	1	0	0	0	0
Schmidt	3	7	0	1	1	0	Lever	1	0	0	0	0	0
Loney	1	0	0	0	0	7	Playfair	1	0	0	0	0	0
McGeough	1	0	0	0	0	2	Reekie	1	0	0	0	0	4
Nolan	1	0	0	0	0	0	Smith	1	4	0	0	0	0
Meloche	2	0	0	0	0	0	Virta	1	0	0	0	0	0
Romano	2	0	0	0	0	0	Hughes	2	0	0	0	0	0
Blaisdell	3	5	0	0	0	0	McKenna	2	1	0	0	0	2
Buskas	3	3	0	0	0	7	Orlando	2	0	0	0	0	0
Johnson	3	6	0	0	0	2	Ruff	2	6	0	0	0	0
Simpson	3	2	0	0	0	0	Barraso	3	0	0	0	0	2
							Cyr	3	3	0	0	0	12
							Fenyves	3	3	0	0	0	2
							Housley	3	6	0	0	0	0
							Perreault	3	7	0	0	0	0
							Ramsey	3	8	0	0	0	16
TOTAL	3	91	(11-20-31)	56	TOTAL	3	83	(6-8-14)	64				

GOALTENDERS	GP	MP	GF	GA	ENG	SO	AVG	SAVES	SPCT.	W-L-T
Romano (P)	2	81	5	2	0	0	1.48	45	.957	1-0-0
Meloche (P)	2	104	6	4	0	0	2.31	32	.889	1-0-1
PITTSBURGH TOTAL	3	185	11	6	0	0	1.95	77	.928	2-0-1
Barraso (B)	3	185	6	10	1	0	3.24	80	.889	0-2-1
BUFFALO TOTAL	3	185	6	11	0	0	3.57	80	.879	0-2-1

POWER PLAY GOALS: PITTSBURGH (3 for 12) - Shedden, Lemieux & Bullard
 BUFFALO: (0 for 8)

SHORTHANDED GOALS: BUFFALO (1) - Dykstra

BUFFALO SABRES	GP	W	L	T	PTS	GF	GA
Pittsburgh Home	35	11	12	12	34	125	128
Pittsburgh Away	34	4	19	11	19	83	156
1970-1986 TOTAL	69	15	31	23	53	208	284
Last Win By PITTSBURGH At Home:	February 26, 1986 (5-2) (0-0-0 since last win)						
Last Win By PITTSBURGH On Road:	December 6, 1985 (3-1) (0-0-0 since last win)						
Last Win By BUFFALO At Home:	March 22, 1985 (3-1) (0-1-0 since last win)						
Last Win By BUFFALO On Road:	February 8, 1984 (6-5 OT) (0-1-2 since last win)						



PITTSBURGH VS CALGARY



1985-86	GP	W	L	T	PTS	GF	GA	PPG	SHG	PEN	PIM
PITTSBURGH	3	1	2	0	2	9	14	2-13	0	23	55
CALGARY	3	2	1	0	4	14	9	4-11	0	25	59

AT PITTSBURGH (1-0-0)

Dec. 17 Calgary 3 (D'Amour) at PITTSBURGH 4 (ROMANO)
 Jan. 25 Pittsburgh 2 (Meloche) at CALGARY 5 (LEMELIN)
 Mar. 4 Pittsburgh 3 (Romano) at CALGARY 6 (LEMELIN)

AT CALGARY (0-2-0)

WG - Bullard
 WG - Patterson
 WG - Peplinski

GOALS & SHOTS BY PERIODS:	1ST	2ND	3RD	OVT	TOTAL
PITTSBURGH	2-38	7-37	0-24	***	9-99
CALGARY	1-26	7-39	6-45	***	14-110

PITTSBURGH	GP	SOG	G	A	PTS	PIM	CALGARY	GP	SOG	G	A	PTS	PIM
Lemieux	3	10	1	4	5	2	Peplinski	3	11	2	3	5	2
Ruskowski	3	4	0	4	4	4	Suter	3	10	2	3	5	2
Bullard	3	9	2	1	3	2	McDonald	3	1	0	5	5	0
Shedden	3	8	2	1	3	0	MacInnis	3	14	1	2	3	0
Bodger	3	7	0	3	3	2	Macoun	3	8	1	2	3	2
Mantha	3	11	1	1	2	2	Quinn	3	8	1	2	3	0
Schmidt	2	3	1	0	1	2	Risebrough	3	3	1	2	3	8
Errey	3	3	1	0	1	0	Patterson	3	5	2	0	2	2
Johnson	3	5	1	0	1	6	Beers	2	6	1	1	2	0
Cunneynworth	3	5	0	1	1	0	Otto	3	4	1	1	2	2
Simpson	3	2	0	1	1	2	Berezan	1	2	1	0	1	0
Hillier	1	1	0	0	0	0	Hunter	2	5	1	0	1	11
Lindstrom	1	1	0	0	0	0	Mullen	1	3	0	1	1	0
Loney	1	4	0	0	0	0	Reinhart	2	2	0	1	1	0
Meloche	1	0	0	0	0	2	Lemelin	3	0	0	1	1	0
Nolan	1	0	0	0	0	5	Wilson, C.	3	10	0	1	1	2
Blaisdell	2	9	0	0	0	0	Bradley	1	0	0	0	0	0
Romano	2	0	0	0	0	2	Cavallini	1	2	0	0	0	2
Buskas	3	5	0	0	0	2	D'Amour	1	0	0	0	0	0
Chabot	3	0	0	0	0	0	Konroyd	1	2	0	0	0	0
Frawley	3	5	0	0	0	12	Wilson, R.	1	2	0	0	0	0
Hannan	3	5	0	0	0	2	Bourgeois	2	1	0	0	0	15
Siren	3	2	0	0	0	4	Baxter	2	1	0	0	0	6
Bench						4	Bozek	2	5	0	0	0	0
							Kromm	2	3	0	0	0	0
							Loob	2	1	0	0	0	0
							Sheehy	2	1	0	0	0	5
TOTAL	3	99	(9-16-25)	55	TOTAL	3	110	(14-25-39)	59				

GOALTENDERS	GP	MP	GF	GA	ENG	SO	AVG	SAVES	SPCT.	W-L-T
Meloche (P)	1	60	2	4	1	0	4.00	34	.895	0-1-0
Romano (P)	2	120	7	9	0	0	4.50	62	.873	1-1-0
PITTSBURGH TOTAL	3	180	9	14	0	0	4.67	96	.873	1-2-0
Lemelin (C)	3	161	14	7	0	0	2.61	78	.918	2-0-0
D'Amour (C)	1	41	3	2	0	0	6.32	12	.857	0-1-0
CALGARY TOTAL	3	180	14	9	0	0	3.00	90	.909	2-1-0

POWER PLAY GOALS: PITTSBURGH (2 for 13) - Mantha & Shedden
 CALGARY: (4 for 11) - Suter, Beers, Hunter & Quinn

CALGARY FLAMES	GP	W	L	T	PTS	GF	GA
Pittsburgh Home	27	12	7	8	32	97	94
Pittsburgh Away	27	5	16	6	16	71	109
1972-1986 TOTAL	54	17	23	14	48	168	203
Last Win By PITTSBURGH At Home: December 17, 1985 (4-3) (0-0-0 since last win)							
Last Win By PITTSBURGH On Road: December 28, 1979 (4-2) (0-6-4 since last win)							
Last Win By CALGARY At Home: March 4, 1986 (6-3) (0-0-0 since last win)							
Last Win By CALGARY On Road: November 13, 1982 (3-1) (0-3-1 since last win)							

* - Last Win By Pittsburgh On Road was in Atlanta.



PITTSBURGH VS CHICAGO



1985-86	GP	W	L	T	PTS	GF	GA	PPG	SHG	PEN	PIM
PITTSBURGH	3	1	1	1	3	12	13	5-22	0	15	30
CHICAGO	3	1	1	1	3	13	12	5-11	1	24	51

AT PITTSBURGH (1-0-0)

Oct. 16 Pittsburgh 5 (Romano) at Chicago 5 (Bannerman)
 Nov. 9 Chicago 1 (Bannerman) at PITTSBURGH 3 (ROMANO)
 Jan. 1 Pittsburgh 4 (Meloche) at CHICAGO 7 (BANNERMAN)

AT CHICAGO (0-1-1)

WG - Chabot
 WG - T. Murray

GOALS & SHOTS BY PERIODS:	1ST	2ND	3RD	OVT	TOTAL
PITTSBURGH	3-38	3-35	6-32	0-2	12-107
CHICAGO	4-31	4-34	5-25	0-4	13-94

PITTSBURGH	GP	SOG	G	A	PTS	PIM	CHICAGO	GP	SOG	G	A	PTS	PIM
Lemieux	3	17	3	4	7	2	Savard	3	9	1	6	7	8
Schmidt	2	10	2	1	3	0	Secord	3	11	3	2	5	5
Mantha	3	7	0	3	3	4	Larmer	3	9	2	3	5	0
Chabot	3	4	2	0	2	0	Murray, B.	3	3	0	4	4	0
Shedden	3	11	2	0	2	0	Murray, T.	3	6	3	0	3	4
Bullard	3	7	0	2	2	2	Sutter	2	9	2	1	3	2
Johnson	3	6	0	2	2	0	Gardner	3	3	1	1	2	2
Cunneynworth	2	3	1	0	1	2	Olczyk	3	11	0	2	2	0
Errey	1	2	1	0	1	0	Wilson, D.	3	7	0	2	2	2
Lindstrom	3	5	1	0	1	0	Wilson, B.	3	6	1	0	1	8
Blaisdell	1	2	0	1	1	0	Watson	2	3	0	1	1	0
Charlesworth	1	0	0	1	1	0	Yaremchuk	3	0	0	1	1	2
O'Regan	1	0	0	1	1	0	Lavare	1	1	0	0	0	0
Ruskowski	2	1	0	1	1	0	Ludzik	1	0	0	0	0	0
Hannan	3	7	0	1	1	2	Lysiak	1	2	0	0	0	0
Babych	1	0	0	0	0	0	Posa	1	0	0	0	0	2
Dahquist	1	1	0	0	0	0	Presley	1	1	0	0	0	0
McGeough	1	4	0	0	0	0	Brown	2	5	0	0	0	6
Meloche	1	0	0	0	0	0	Dupont	2	1	0	0	0	2
Nolan	1	3	0	0	0	0	Fraser	2	6	0	0	0	2
Rowe	1	2	0	0	0	0	Bannerman	3	0	0	0	0	2
Bodger	2	6	0	0	0	2	Bergevin	3	0	0	0	0	0
Buskas	2	1	0	0	0	0	O'Callahan	3	1	0	0	0	2
Hillier	2	1	0	0	0	2	Pateron	3	0	0	0	0	0
Loney	2	3	0	0	0	2	Bench						2
Romano	2	0	0	0	0	0							
Simpson	2	2	0	0	0	0							
Siren	2	0	0	0	0	2							
Frawley	3	2	0	0	0	8							
Bench						2							
TOTAL	3	10	(12-17-29)	30	TOTAL	3	94	(13-23-36)	51				

GOALTENDERS	GP	MP	GF	GA	ENG	SO	AVG	SAVES	SPCT.	W-L-T
Romano (P)	2	125	8	6	0	0	2.88	55	.902	1-0-1
Meloche (P)	1	60	4	6	1	0	6.00	26	.813	0-1-0
PITTSBURGH TOTAL	3	185	12	13	0	0	4.22	81	.862	1-1-1
Bannerman (C)	3	185	13	12	0	0	3.89	95	.888	1-1-1
CHICAGO TOTAL	3	185	13	12	0	0	3.89	95	.888	1-1-1

POWER PLAY GOALS: PITTSBURGH (5 for 22) - Lemieux 3, Chabot & Shedden
 CHICAGO (5 for 11) - Sutter, B. Wilson, Savard, Larmer & Secord
SHORTHANDED GOALS: CHICAGO: (1) - T. Murray

CHICAGO BLACK HAWKS	GP	W	L	T	PTS	GF	GA
Pittsburgh Home	40	18	18	4	40	136	130
Pittsburgh Away	42	4	29	9	17	106	177
1967-1986 TOTAL	82	22	47	13	57	242	307
Last Win By PITTSBURGH At Home: November 9, 1985 (3-1) (0-0-0 since last win)							
Last Win By PITTSBURGH On Road: October 27, 1984 (4-2) (0-3-1 since last win)							
Last Win By CHICAGO At Home: January 1, 1986 (7-4) (0-0-0 since last win)							
Last Win By CHICAGO On Road: November 29, 1984 (6-3) (0-2-0 since last win)							



PITTSBURGH VS DETROIT



1985-86 PITTSBURGH VS DETROIT summary table with columns GP, W, L, T, PTS, GF, GA, PPG, SHG, PEN, PIM

AT PITTSBURGH (1-0-0) Oct. 30 Pittsburgh 3 (Romano) at DETROIT 6 (STEFAN) Dec. 4 Detroit 2 (Stefan) at PITTSBURGH 5 (ROMANO) Feb. 21 PITTSBURGH 7 (MELOCHE) at Detroit 3 (LaForest)

AT DETROIT (1-1-0) WG - Klima WG - Errey WG - Bullard

GOALS & SHOTS BY PERIODS: PITTSBURGH VS DETROIT table with columns 1ST, 2ND, 3RD, OVT, TOTAL

Main player statistics table for Pittsburgh vs Detroit with columns for each team and various stats like SOG, G, A, PTS, PIM

GOALTENDERS table for Pittsburgh vs Detroit with columns GP, MP, GF, GA, ENG, SO, AVG SAVES, SPCT., W-L-T

POWER PLAY GOALS: PITTSBURGH (6 for 16) - Mantha 2, Shedden 2, & Lemieux 2 DETROIT (2 for 15) - Gare & Young

SHORTHANDED GOAL: PITTSBURGH (6 for 16) - Mantha 2, Shedden 2, & Lemieux 2 DETROIT (2 for 15) - Gare & Young DETROIT: (1) - Foster

DETROIT RED WINGS summary table with columns GP, W, L, T, PTS, GF, GA and last win dates



PITTSBURGH VS EDMONTON



1985-86 PITTSBURGH VS EDMONTON summary table with columns GP, W, L, T, PTS, GF, GA, PPG, SHG, PEN, PIM

AT PITTSBURGH (0-1-0) Jan. 22 PITTSBURGH 7 (MELOCHE) at Edmonton 4 (Moog) Mar. 7 Pittsburgh 3 (Meloche) at EDMONTON 5 (MOOG) Mar. 26 EDMONTON 8 (MOOG) at Pittsburgh 3 (Romano)

AT EDMONTON (1-1-0) WG - Bullard WG - MacTavish WG - McSorley

GOALS & SHOTS BY PERIODS: PITTSBURGH VS EDMONTON table with columns 1ST, 2ND, 3RD, OVT, TOTAL

Main player statistics table for Pittsburgh vs Edmonton with columns for each team and various stats like SOG, G, A, PTS, PIM

GOALTENDERS table for Pittsburgh vs Edmonton with columns GP, MP, GF, GA, ENG, SO, AVG SAVES, SPCT., W-L-T

POWER PLAY GOALS: PITTSBURGH (5 for 14) - Bullard 3, Shedden & Frawley EDMONTON (2 for 12) - Lumley & Krushelnyski

SHORTHANDED GOALS: EDMONTON - (3) - Coffey, Messier & MacTavish

EDMONTON OILERS summary table with columns GP, W, L, T, PTS, GF, GA and last win dates



PITTSBURGH VS HARTFORD



1985-86	GP	W	L	T	PTS	GF	GA	PPG	SHG	PEN	PIM
PITTSBURGH	3	1	2	0	2	12	10	3-17	1	18	39
HARTFORD	3	2	1	0	4	10	12	2-14	1	21	45

AT PITTSBURGH (1-1-0)

Oct. 29 HARTFORD 4 (WEEKS) at Pittsburgh 3 (Meloche)

Dec. 14 Pittsburgh 4 (Romano) at HARTFORD 5 (LIUT)

Mar. 1 Hartford 1 (Weeks) at PITTSBURGH 5 (ROMANO)

AT HARTFORD (0-1-0)

WG - Francis

WG - Turgeon

WG - Cunneynworth

GOALS & SHOTS BY PERIODS:

	1ST	2ND	3RD	OVT	TOTAL
PITTSBURGH	5-28	4-22	3-15	***	12-65
HARTFORD	4-37	3-38	3-30	***	10-105

PITTSBURGH	GP	SOG	G	A	PTS	PIM	HARTFORD	GP	SOG	G	A	PTS	PIM
Cunneynworth	3	5	3	1	4	0	Turgeon	3	12	2	3	5	0
Ruskowski	3	4	2	1	3	4	Gavin	3	10	2	2	4	0
Johnson	3	5	1	2	3	2	Francis	2	8	1	2	3	0
Chabot	3	1	0	3	3	0	Lawless	3	8	1	1	2	0
Lemieux	3	4	0	3	3	0	Evason	2	7	0	2	2	0
Frawley	1	2	1	1	2	2	Ferraro	2	4	1	0	1	2
Bullard	3	7	1	1	2	0	Murzyn	3	9	1	0	1	2
Hannan	3	1	1	1	2	2	Robertson	3	9	1	0	1	13
Mantha	3	10	0	2	2	4	Tippett	3	5	1	0	1	0
Shedden	3	1	0	2	2	0	Zuke	1	0	0	1	1	2
Schmidt	2	5	1	0	1	2	Babych, D.	2	8	0	1	1	0
Lindstrom	2	1	1	0	1	0	Jarvis	2	3	0	1	1	0
Bodger	3	7	1	0	1	4	Siltanen	2	6	0	1	1	0
Loney	2	0	0	1	1	0	MacDermid	3	5	0	1	1	12
Blaisdell	3	6	0	1	1	2	Babych, W.	1	0	0	0	0	0
Simpson	3	2	0	1	1	2	Brownschidle	1	0	0	0	0	0
Bourque	1	0	0	0	0	0	Dineen	1	2	0	0	0	2
Hillier	1	0	0	0	0	2	Gardner	1	1	0	0	0	0
McGeough	1	0	0	0	0	0	Kleinendorst	1	0	0	0	0	4
Meloche	1	0	0	0	0	0	Liut	1	0	0	0	0	0
Nolan	1	0	0	0	0	0	Malone	1	1	0	0	0	2
Errey	2	1	0	0	0	0	Neufeld	1	0	0	0	0	0
Romano	2	0	0	0	0	0	Pettersson	1	0	0	0	0	0
Siren	2	2	0	0	0	2	Shaw	1	1	0	0	0	0
Buskas	3	1	0	0	0	11	Bothwell	2	1	0	0	0	0
							Weeks	2	0	0	0	0	0
							Crawford	3	2	0	0	0	2
							Quenneville	3	2	0	0	0	2
							Samuelson	3	1	0	0	0	2
TOTAL	3	65	(12-20-32)	39	TOTAL	3	105	(10-15-25)	45				

GOALTENDERS

	GP	MP	GF	GA	ENG	SO	AVG	SAVES	SPCT.	W-L-T
Romano (P)	2	120	9	6	0	0	3.00	73	.924	1-1-0
Meloche (P)	1	60	3	4	0	0	4.00	22	.846	0-1-0
PITTSBURGH TOTAL	3	180	12	10	0	0	3.33	95	.905	1-2-0
Weeks (H)	2	120	5	8	0	0	4.00	30	.789	1-1-0
Liut (H)	1	60	5	4	0	0	4.00	23	.852	1-0-0
HARTFORD TOTAL	3	180	10	12	0	0	4.00	53	.815	2-1-0

POWER PLAY GOALS:

PITTSBURGH (3 for 17) - Ruskowski, Bodger & Bullard
HARTFORD (2 for 14) - Turgeon & Robertson

SHORTHANDED GOALS:

PITTSBURGH: (1) - Hannan
HARTFORD: (1) - Tippett

HARTFORD WHALERS

	GP	W	L	T	PTS	GF	GA
Pittsburgh Home	12	7	3	2	16	52	37
Pittsburgh Away	11	5	6	0	10	48	55
1979-1986 TOTAL	23	12	9	2	26	100	92
Last Win By PITTSBURGH At Home:	March 1, 1986 (5-1) (0-0-0 since last win)						
Last Win By PITTSBURGH On Road:	March 17, 1984 (4-2) (0-3-0 since last win)						
Last Win By HARTFORD At Home:	December 14, 1985 (5-4) (0-0-0 since last win)						
Last Win By HARTFORD On Road:	October 29, 1985 (4-3) (0-1-0 since last win)						



PITTSBURGH VS LOS ANGELES



1985-86	GP	W	L	T	PTS	GF	GA	PPG	SHG	PEN	PIM
PITTSBURGH	3	2	1	0	4	16	12	8-19	0	21	48
LOS ANGELES	3	1	2	0	2	12	16	2-11	1	30	74

AT PITTSBURGH (2-0-0)

Nov. 16 Pittsburgh 3 (Romano) at LOS ANGELES 4 (JANECYK)

Jan. 8 Los Angeles 3 (Melanson) at PITTSBURGH 7 (MELOCHE)

Feb. 24 Los Angeles 5 (Melanson) at PITTSBURGH 6 (ROMANO)

AT LOS ANGELES (0-1-0)

WG - Williams (OT)

WG - Ruskowski

WG - Shedden (OT)

GOALS & SHOTS BY PERIODS:

	1ST	2ND	3RD	OVT	TOTAL
PITTSBURGH	2-31	8-38	5-30	1-4	16-103
LOS ANGELES	6-24	4-28	1-24	1-4	12-80

PITTSBURGH	GP	SOG	G	A	PTS	PIM	LOS ANGELES	GP	SOG	G	A	PTS	PIM
Lemieux	3	8	1	8	9	4	Nicholls	3	10	3	3	6	2
Ruskowski	3	7	3	3	6	8	Taylor	2	9	2	2	4	0
Shedden	3	12	3	3	6	0	Erickson	2	4	2	1	3	0
Bullard	3	10	3	1	4	0	Williams	2	8	1	2	3	2
Mantha	3	12	1	3	4	4	Sykes	3	5	1	2	3	2
Simpson	3	3	2	1	3	0	Paterson	2	3	1	1	2	15
Frawley	3	5	1	2	3	2	Dionne	3	8	0	2	2	0
Cunneynworth	2	5	0	2	2	2	Wilks	2	3	1	0	1	0
Loney	2	2	0	2	2	2	Hakansson	2	2	1	0	1	0
Dahlquist	1	2	1	0	1	0	Fox	1	1	0	1	1	0
Hannan	3	2	1	0	1	0	LaPointe	1	0	0	1	1	0
Blaisdell	3	2	0	1	1	7	Ledyard	1	1	0	1	1	2
Bodger	3	7	0	1	1	0	Engblom	2	0	0	1	1	2
Johnson	3	7	0	1	1	7	Galley	2	0	0	1	1	9
Schmidt	3	6	0	1	1	2	Kelly	2	0	0	1	1	12
Buskas	1	1	0	0	0	4	Smith	2	3	0	1	1	0
Errey	1	1	0	0	0	0	Kennedy	3	1	0	1	1	2
McGeough	1	0	0	0	0	0	Guay	1	0	0	0	0	2
Hillier	2	1	0	0	0	2	Janecyk	1	0	0	0	0	0
Meloche	2	0	0	0	0	0	MacIellan	1	2	0	0	0	0
Romano	2	0	0	0	0	0	McKenna	1	5	0	0	0	2
Siren	2	2	0	0	0	2	Playfair	1	0	0	0	0	2
Chabot	3	7	0	0	0	0	Hachborn	2	0	0	0	0	0
Lindstrom	3	1	0	0	0	0	Hardy	2	3	0	0	0	0
Bench						2	Melanson	2	0	0	0	0	2
							Tuer	2	0	0	0	0	2
							Lukowich	3	3	0	0	0	0
							Redmond	3	5	0	0	0	2
							Wells	3	4	0	0	0	10
							Bench						4
TOTAL	3	10	(16-29-45)	48	TOTAL	3	80	(12-21-33)	74				

GOALTENDERS

	GP	MP	GF	GA	ENG	SO	AVG	SAVES	SPCT.	W-L-T
Romano (P)	2	107	9	5	0	0	2.80	44	.898	1-1-0
Meloche (P)	2	80	7	7	0	0	5.25	24	.774	1-0-0
PITTSBURGH TOTAL	3	187	16	12	0	0	3.85	68	.850	2-1-0
Janecyk (LA)	1	63	4	3	0	0	2.86	26	.897	1-0-0
Melanson (LA)	2	124	8	12	1	0	5.81	61	.836	0-2-0
LOS ANGELES TOTAL	3	187	12	16	0	0	5.13	87	.845	1-2-0

POWER PLAY GOALS:

PITTSBURGH (8 for 19) - Bullard 3, Shedden 2, Lemieux, Ruskowski & Mantha
LOS ANGELES (2 for 11) - Nicholls & Erickson

SHORTHANDED GOAL:

LOS ANGELES (1) - Nicholls

LOS ANGELES KINGS

	GP	W	L	T	PTS	GF	GA
Pittsburgh Home	53	31	16	6	68	199	158
Pittsburgh Away	51	13	30	8	34	131	181
1967-1986 TOTAL	104	44	46	14	102	330	339
Last Win By PITTSBURGH At Home:	February 24, 1986 (6-5 OT) (0-0-0 since last win)						
Last Win By PITTSBURGH On Road:	March 19, 1983 (7-4) (0-4-0 since last win)						
Last Win By LOS ANGELES At Home:	March 5, 1985 (6-0) (0-0-0 since last win)						
Last Win By LOS ANGELES On Road:	February 10, 1985 (4-3) (0-1-0 since last win)						



PITTSBURGH VS MINNESOTA



1985-86	GP	W	L	T	PTS	GF	GA	PPG	SHG	PEN	PIM
PITTSBURGH	3	3	0	0	6	10	7	1-11	2	15	33
MINNESOTA	3	0	3	0	0	7	10	1-12	0	14	31

AT PITTSBURGH (2-0-0)

Oct. 15 Minnesota 2 (Beupre) at **PITTSBURGH 3 (MELOCHE)**
 Dec. 19 **PITTSBURGH 4 (MELOCHE)** at Minnesota 3 (Casey)
 Jan. 19 Minnesota 2 (Casey) at **PITTSBURGH 3 (ROMANO)**

AT MINNESOTA (1-0-0)

WG - Ruskowski
 WG - Frawley (OT)
 WG - Bullard

GOALS & SHOTS BY PERIODS:

	1ST	2ND	3RD	OVT	TOTAL
PITTSBURGH	2-30	3-34	4-29	1-1	10-94
MINNESOTA	1-22	1-35	5-40	0-0	7-97

PITTSBURGH	GP	SOG	G	A	PTS	PIM	MINNESOTA	GP	SOG	G	A	PTS	PIM
Bullard	3	13	3	2	5	4	Graham	3	9	2	1	3	5
Lemieux	3	13	0	4	4	0	Maruk	2	5	1	1	2	0
Ruskowski	3	4	2	0	2	0	Acton	3	5	1	1	2	2
Frawley	3	5	1	1	2	4	Bellows	3	9	1	1	2	0
Shedden	3	6	1	1	2	6	Ciccarelli	3	7	1	1	2	0
Schmidt	2	7	0	2	2	2	Lawton	3	4	1	1	2	0
Bodger	3	1	0	2	2	2	Brotten	2	10	0	2	2	0
Cunneynworth	2	3	1	0	1	0	Hartsburg	2	10	0	1	1	0
Chabot	3	6	1	0	1	0	Hospodar	2	0	0	1	1	0
Simpson	3	4	1	0	1	2	Giles	3	3	0	1	1	0
Blaisdell	1	3	0	1	1	0	Rouse	3	2	0	1	1	6
Errey	2	1	0	1	1	0	Beupre	1	0	0	0	0	0
Lindstrom	3	4	0	1	1	0	Coullis	1	0	0	0	0	0
Babych	1	0	0	0	0	0	Payne	1	5	0	0	0	0
Hillier	1	0	0	0	0	5	Sherven	1	2	0	0	0	0
Loney	1	1	0	0	0	2	Casey	2	0	0	0	0	0
McGeough	1	4	0	0	0	0	Levie	2	1	0	0	0	4
O'Regan	1	0	0	0	0	0	McKegney	2	3	0	0	0	4
Romano	1	0	0	0	0	0	Plett	2	4	0	0	0	4
Hanann	2	3	0	0	0	0	Bjugstad	3	6	0	0	0	2
Meloche	2	0	0	0	0	0	Hallin	3	1	0	0	0	0
Buskas	3	3	0	0	0	4	Langevin	3	1	0	0	0	0
Johnson	3	3	0	0	0	0	Nilsson	3	4	0	0	0	0
Mantha	3	8	0	0	0	2	Roberts	3	6	0	0	0	4
Siren	3	2	0	0	0	0							
TOTAL	3	94	(10-15-25)	33	TOTAL	3	97	(7-12-19)	31				

GOALTENDERS

	GP	MP	GF	GA	ENG	SO	AVG	SAVES	SPCT.	W-L-T
Romano (P)	1	60	3	2	0	0	2.00	31	.939	1-0-0
Meloche (P)	2	121	7	5	0	0	2.48	59	.922	2-0-0
PITTSBURGH TOTAL	3	181	10	7	0	0	2.32	90	.928	3-0-0
Beupre (M)	1	60	2	3	0	0	3.00	22	.880	0-1-0
Casey (M)	2	121	5	7	0	0	3.47	62	.897	0-2-0
MINNESOTA TOTAL	3	181	7	10	0	0	3.31	84	.894	0-3-0

POWER PLAY GOALS:

PITTSBURGH (1 for 11) - Cunneynworth
 MINNESOTA (1 for 12) - Ciccarelli

SHORTHANDED GOALS:

PITTSBURGH: (2) - Chabot & Bullard

MINNESOTA NORTH STARS

	GP	W	L	T	PTS	GF	GA
Pittsburgh Home	46	28	13	5	61	173	120
Pittsburgh Away	45	14	27	4	32	145	176
1967-1986 TOTAL	91	42	40	9	93	318	296
Last Win By PITTSBURGH At Home:		January 19, 1986 (3-2) (0-0-0 since last win)					
Last Win By PITTSBURGH On Road:		December 19, 1986 (4-3 OT) (0-0-0 since last win)					
Last Win By MINNESOTA At Home:		January 23, 1985 (4-3) (0-2-0 since last win)					
Last Win By MINNESOTA On Road:		February 25, 1985 (5-4) (0-2-0 since last win)					



PITTSBURGH VS MONTREAL



1985-86	GP	W	L	T	PTS	GF	GA	PPG	SHG	PEN	PIM
PITTSBURGH	3	0	2	1	1	10	13	2-13	0	18	45
MONTREAL	3	2	0	1	5	13	10	3-13	2	18	45

AT PITTSBURGH (0-1-0)

Oct. 10 **MONTREAL 5 (ROY)** at Pittsburgh 3 (Meloche)
 Nov. 2 Pittsburgh 4 (Meloche) at Montreal 4 (Soetaert)
 Mar. 29 Pittsburgh 3 (Meloche) at **MONTREAL 4 (ROY)**

AT MONTREAL (0-1-1)

WG - Naslund
 WG - Richer

GOALS & SHOTS BY PERIODS:

	1ST	2ND	3RD	OVT	TOTAL
PITTSBURGH	4-26	2-24	4-30	0-2	10-82
MONTREAL	5-25	2-27	6-33	0-2	13-87

PITTSBURGH	GP	SOG	G	A	PTS	PIM	MONTREAL	GP	SOG	G	A	PTS	PIM
Lemieux	3	12	2	2	4	2	Naslund	3	7	3	2	5	0
Ruskowski	2	4	2	1	3	4	Carbonneau	3	4	1	4	5	2
Shedden	2	9	0	3	3	0	Richer	3	11	2	2	4	2
Johnson	3	5	0	3	3	2	Robinson	3	5	2	1	3	2
Mantha	3	8	0	3	3	2	Gainey	3	8	1	1	2	0
Bullard	3	10	2	0	2	0	McPhee	3	7	1	1	2	4
Chabot	2	3	0	2	2	0	Skrudland	3	4	1	1	2	2
Schmidt	1	1	1	0	1	0	Chelios	3	8	0	2	2	11
Hannan	2	3	1	0	1	7	Svoboda	3	2	0	2	2	0
Siren	2	2	1	0	1	0	Dahlin	3	5	1	0	1	0
Frawley	3	3	1	0	1	7	Green	3	4	1	0	1	2
Loney	2	3	0	1	1	5	DeBlois	1	4	0	1	1	0
Cunneynworth	3	4	0	1	1	0	Lemieux	1	0	0	1	1	2
Simpson	3	1	0	1	1	0	Momeso	1	0	0	1	1	5
Charlesworth	1	1	0	0	0	0	Ludwig	2	2	0	1	1	0
Duguay	1	1	0	0	0	0	Smith	3	4	0	1	1	0
Errey	1	1	0	0	0	0	Gingras	1	1	0	0	0	0
McDonnell	1	0	0	0	0	2	Kurvers	1	1	0	0	0	0
Nolan	1	1	0	0	0	0	Maley	1	0	0	0	0	0
O'Regan	1	0	0	0	0	2	Rooney	1	1	0	0	0	0
Roulston	1	3	0	0	0	0	Soetaert	1	0	0	0	0	0
Blaisdell	2	1	0	0	0	0	Boisvert	2	2	0	0	0	0
Buskas	2	1	0	0	0	6	Nilan	2	1	0	0	0	9
Hillier	2	0	0	0	0	2	Lalor	2	0	0	0	0	0
Lindstrom	2	2	0	0	0	2	Roy	2	0	0	0	0	0
McGeough	2	1	0	0	0	0	Walter	3	6	0	0	0	4
Bodger	3	2	0	0	0	2							
Meloche	3	0	0	0	0	0							
TOTAL	3	82	(10-17-27)	45	TOTAL	3	87	(13-21-34)	45				

GOALTENDERS

	GP	MP	GF	GA	ENG	SO	AVG	SAVES	SPCT.	W-L-T
Meloche (P)	3	185	10	13	0	0	4.22	74	.851	0-2-1
PITTSBURGH TOTAL	3	185	10	13	0	0	4.22	74	.851	0-2-1
Roy (M)	2	120	9	6	0	0	3.00	51	.895	2-0-0
Soetaert (M)	1	65	4	4	0	0	3.69	21	.840	0-0-1
MONTREAL TOTAL	3	185	13	10	0	0	3.24	72	.878	2-0-1

POWER PLAY GOALS:

PITTSBURGH (2 for 13) - Bullard & Frawley
 MONTREAL (3 for 13) - Dahlin, Carbonneau & Richer

SHORTHANDED GOALS:

MONTREAL (2) - Skrudland & McPhee

MONTREAL CANADIENS

	GP	W	L	T	PTS	GF	GA
Pittsburgh Home	46	13	25	8	34	134	173
Pittsburgh Away	47	2	41	4	8	113	247
1967-1986 TOTAL	93	15	66	12	42	247	420
Last Win By PITTSBURGH At Home:		October 27, 1984 (6-5) (0-2-0 since last win)					
Last Win By PITTSBURGH On Road:		December 4, 1980 (3-2) (0-8-1 since last win)					
Last Win By MONTREAL At Home:		March 29, 1986 (4-3) (0-0-0 since last win)					
Last Win By MONTREAL On Road:		October 10, 1986 (5-3) (0-0-0 since last win)					



PITTSBURGH VS NEW JERSEY



1985-86	GP	W	L	T	PTS	GF	GA	PPG	SHG	PEN	PIM
PITTSBURGH	7	4	2	1	9	28	22	9-40	0	42	101
NEW JERSEY	7	2	4	1	5	22	28	5-29	0	50	109

AT PITTSBURGH (2-1-0)

Nov. 8 Pittsburgh 3 (Herron) at **NEW JERSEY** 5 (RESCH)
 Dec. 7 **NEW JERSEY** 5 (RESCH) at Pittsburgh 1 (Meloche)
 Jan. 6 New Jersey 3 (Billington) at **PITTSBURGH** 4 (ROMANO)
 Jan. 29 **PITTSBURGH** 4 (MELOCHE) at New Jersey 1 (Billington) WG - Ruskowski
 Feb. 8 New Jersey 0 (Chevrier) at **PITTSBURGH** 4 (ROMANO) WG - Lemieux
 Feb. 16 **PITTSBURGH** 5 (Meloche) at New Jersey 5 (Billington)
 Mar. 19 **PITTSBURGH** 7 (MELOCHE) at New Jersey 3 (Billington) WG - Ruskowski

AT NEW JERSEY (2-1-1)

WG - M. Johnson
 WG - Anderson
 WG - Ruskowski
 WG - Ruskowski
 WG - Lemieux

GOALS & SHOTS BY PERIODS:

	1ST	2ND	3RD	OVT	TOTAL
PITTSBURGH	5-62	13-81	10-60	0-1	28-204
NEW JERSEY	5-61	10-54	7-68	0-3	22-186

PITTSBURGH	GP	SOG	G	A	PTS	PIM	NEW JERSEY	GP	SOG	G	A	PTS	PIM	
Lemieux	7	21	3	9	12	2	Adams	7	23	3	3	6	0	
Ruskowski	7	11	5	2	7	11	Preston	7	9	2	4	6	4	
Chabot	7	9	2	4	6	0	Bridgman	7	11	3	2	5	19	
Bullard	6	16	2	3	5	4	Johnson	7	22	3	2	5	2	
Cunneynworth	7	14	2	3	5	8	Broten	6	15	3	1	4	4	
Shedden	6	13	1	4	5	2	McNab	6	4	2	2	4	0	
Bodger	7	18	0	5	5	0	Muller	7	11	0	4	4	4	
Lindstrom	6	7	3	1	4	8	Anderson	4	4	2	1	3	9	
Mantha	6	15	1	3	4	8	Lewis	5	4	0	3	3	0	
Schmidt	7	15	2	1	3	2	Verbeek	7	9	0	3	3	4	
Simpson	7	9	1	2	3	8	Ludvig	1	3	1	1	2	2	
Frawley	7	5	0	3	3	9	Conacher	1	2	0	2	2	2	
Hannan	7	7	0	3	3	2	Cirella	5	5	0	2	2	8	
Duguay	1	1	1	1	2	0	Velischek	5	1	0	2	2	4	
Loney	4	9	1	1	2	12	Pichette	3	6	1	0	1	0	
Johnson	7	9	0	2	2	2	MacLean	6	6	1	0	1	0	
McGeough	1	1	1	0	1	0	Sullivan	7	14	1	0	1	8	
Errey	3	4	1	0	1	0	Russell	3	2	0	1	1	6	
Blaisdell	5	7	1	0	1	0	Driver	4	4	0	1	1	2	
Buskas	5	5	1	0	1	11	Hiemer	4	6	0	1	1	9	
Dahlquist	1	0	0	1	1	2	Higgins	6	6	0	1	1	8	
Siren	5	3	0	1	1	2	Daneyko	4	7	0	1	1	6	
Herron	1	0	0	0	0	0	Chevrier	1	0	0	0	0	0	
Nolan	1	1	0	0	0	0	Dietrich	1	1	0	0	0	2	
O'Regan	1	0	0	0	0	0	Resch	2	0	0	0	0	0	
Roulston	1	1	0	0	0	0	Wolanin	3	2	0	0	0	2	
Rowe	1	2	0	0	0	2	Billington	4	0	0	0	0	0	
Romano	2	0	0	0	0	0	Gagne	5	6	0	0	0	2	
Hillier	3	1	0	0	0	2	Lorimer	5	3	0	0	0	0	
Meloche	4	0	0	0	0	4	Bench						2	
Bench						4								
TOTAL	7	204	(28-48-77)	101	TOTAL	7	186	(22-37-59)	109					

GOALTENDERS

	GP	MP	GF	GA	ENG	SO	AVG	SAVES	SPCT.	W-L-T
Romano (P)	2	120	8	3	0	1	1.50	48	.941	2-0-0
Meloche (P)	4	245	17	14	0	0	3.43	90	.865	2-1-1
Herron (P)	1	60	3	4	1	0	4.00	26	.867	0-1-0
PITTSBURGH TOTAL	7	425	28	22	1	1	3.11	164	.882	4-2-1

Resch (NJ)	2	120	10	4	0	0	2.00	48	.923	2-0-0
Chevrier (NJ)	1	60	0	4	0	0	4.00	25	.862	0-1-0
Billington (NJ)	4	245	12	20	0	0	4.90	103	.879	0-3-1
NEW JERSEY TOTAL	7	425	22	28	0	0	3.95	176	.863	2-4-1

POWER PLAY GOALS:

PITTSBURGH (9 for 40) - Ruskowski 3, Bullard 2, Shedden, Simpson, Mantha & Schmidt
NEW JERSEY (5 for 29) - Broten 2, Bridgman 2, & Pichette

NEW JERSEY DEVILS

	GP	W	L	T	PTS	GF	GA
Pittsburgh Home	30	19	9	2	40	123	96
Pittsburgh Away	29	11	12	6	28	111	107
1974-1986 TOTAL	59	30	21	8	68	234	203
Last Win By PITTSBURGH At Home:	February 8, 1986 (4-0) (0-0-0 since last win)						
Last Win By PITTSBURGH On Road:	March 19, 1986 (7-3) (0-0-0 since last win)						
Last Win By NEW JERSEY At Home:	November 8, 1985 (5-3) (0-2-1 since last win)						
Last Win By NEW JERSEY On Road:	December 7, 1985 (5-1) (0-2-0 since last win)						



PITTSBURGH VS NY ISLANDERS



1985-86	GP	W	L	T	PTS	GF	GA	PPG	SHG	PEN	PIM
PITTSBURGH	7	1	5	1	3	21	38	6-35	1	34	85
NY ISLANDERS	7	5	1	1	11	38	21	8-21	2	47	114

AT PITTSBURGH (1-2-1)

Dec. 10 Pittsburgh 4 (Romano) at **NY ISLANDERS** 7 (HRUDEY)
 Dec. 11 **NY ISLANDERS** 4 (Smith) at Pittsburgh 4 (Meloche)
 Dec. 28 **NY ISLANDERS** 4 (SMITH) at Pittsburgh 2 (Meloche)
 Jan. 9 Pittsburgh 0 (Romano) at **NY ISLANDERS** 9 (HRUDEY)
 Jan. 15 **NY ISLANDERS** 3 (Hrudey) at **PITTSBURGH** 6 (ROMANO)
 Feb. 1 Pittsburgh 3 (Romano) at **NY ISLANDERS** 4 (HRUDEY)
 Apr. 2 **NY ISLANDERS** 7 (HRUDEY) at Pittsburgh 2 (Romano)

AT NY ISLANDERS (0-3-0)

WG - Bossy
 WG - Makela
 WG - Potvin
 WG - Bullard
 WG - Kortko
 WG - Bourne

GOALS & SHOTS BY PERIODS:

	1ST	2ND	3RD	OVT	TOTAL
PITTSBURGH	6-80	6-74	9-82	0-4	21-240
NY ISLANDERS	16-82	12-65	10-67	0-2	38-216

PITTSBURGH	GP	SOG	G	A	PTS	PIM	NY ISLANDERS	GP	SOG	G	A	PTS	PIM
Bullard	7	16	4	4	8	10	Bossy	7	27	8	3	11	0
Lemieux	7	32	3	4	7	2	Trottier	7	19	4	5	9	0
Mantha	7	23	0	6	6	2	Sutter, B.	6	15	4	4	8	8
Blaisdell	6	14	3	2	5	0	Jonsson	5	8	3	5	8	2
Cunneynworth	7	12	1	4	5	17	Tonelli	6	15	3	4	7	6
Shedden	6	12	3	1	4	0	Sutter, D.	7	12	3	4	7	26
Chabot	7	16	1	3	4	0	LaFontaine	6	15	2	4	6	6
Siren	7	10	1	2	3	2	Flatley	6	13	2	3	5	8
Ruskowski	5	3	1	1	2	4	Makela	7	6	2	2	4	10
Schmidt	7	16	1	1	2	11	Potvin	7	11	1	3	4	4
Johnson	7	8	0	2	2	6	Gilbert	7	4	0	4	4	9
Frawley	5	7	1	0	1	11	Bourne	7	14	3	0	3	0
Lindstrom	6	10	1	0	1	2	Gillies	6	13	2	1	3	9
Bodger	7	18	1	0	1	4	Boutillier	7	6	0	3	3	6
Errey	6	13	0	1	1	0	Morrow	7	4	0	3	3	0
Hannan	7	11	0	1	1	8	Kortko	3	5	1	1	2	2
Simpson	7	4	0	1	1	0	Kromm	1	0	0	2	2	0
Dahlquist	1	2	0	0	0	0	Dineen	6	13	0	2	2	6
Duguay	1	5	0	0	0	0	Persson	6	7	0	2	2	2
Mathiasen	1	0	0	0	0	0	Konroyd	1	2	0	1	1	0
McGeough	1	1	0	0	0	0	Hamway	3	3	0	1	1	0
Loney	2	3	0	0	0	0	Boyd	4	2	0	1	1	6
Meloche	2	0	0	0	0	0	Hrudey	5	0	0	1	1	4
Nolan	2	1	0	0	0	2	Diduck	1	0	0	0	0	0
Romano	5	0	0	0	0	0	Smith	2	0	0	0	0	0
Buskas	6	3	0	0	0	4	Nystrom	3	2	0	0	0	0
TOTAL	7	240	(21-33-54)	85	TOTAL	7	216	(38-59-97)	114				

GOALTENDERS

	GP	MP	GF	GA	ENG	SO	AVG	SAVES	SPCT.	W-L-T
Meloche (P)	2	125	6	7	1	0	3.36	59	.891	0-1-1
Romano (P)	5	300	15	28	2	0	5.60	119	.810	1-4-0
PITTSBURGH TOTAL	7	425	21	38	0	0	5.36	178	.824	1-5-1

Smith (NY)	2	125	8	6	0	0	2.88	58	.906	1-0-1
Hrudey (NY)	5	300	30	15	0	1	3.00	161	.915	4-1-0
NY ISLANDERS TOTAL	7	425	38	21	1	1	2.96	219	.913	5-1-1

POWER PLAY GOALS:

PITTSBURGH (6 for 35) - Shedden 2, Lemieux, Ruskowski, Bullard & Siren
NY ISLANDERS (8 for 21) - Bossy 4, Potvin, B. Sutter, Flatley & Tonelli

SHORTHANDED GOALS:

PITTSBURGH (1) - Cunneynworth
NY ISLANDERS (2) - Trottier & Jonsson

NEW YORK ISLANDERS

	GP	W	L	T	PTS	GF	GA
Pittsburgh Home	37	15	14	8	38	127	120
Pittsburgh Away	37	8	24	5	21	101	164
1972-1986 TOTAL	74	23	38	13	59	228	284
Last Win By PITTSBURGH At Home:	January 16, 1986 (6-3) (0-1-0 since last win)						
Last Win By PITTSBURGH On Road:	November 12, 1983 (4-2) (0-9-0 since last win)						
Last Win By NY ISLANDERS At Home:	February 1, 1986 (4-3) (0-0-0 since last win)						
Last Win By NY ISLANDERS On Road:	April 2, 1986 (7-2) (0-0-0 since last win)						



PITTSBURGH VS NY RANGERS



1985-86	GP	W	L	T	PTS	GF	GA	PPG	SHG	PEN	PIM
PITTSBURGH	7	4	2	1	9	28	24	10-32	1	57	169
NY RANGERS	7	2	4	1	5	24	28	6-29	1	61	185

AT PITTSBURGH (1-1-1)

Nov. 4 NY RANGERS 4 (VANBIESBROUCK) at Pittsburgh 2 (Romano)
 Nov. 30 NY Rangers 4 (Vanbiesbrouck) at PITTSBURGH 5 (ROMANO)
 Dec. 2 PITTSBURGH 6 (ROMANO) at NY RANGERS 0 (SCOTT)
 Dec. 15 PITTSBURGH 5 (MELOCHE) at NY RANGERS 2 (Vanbiesbrouck)
 Feb. 27 Pittsburgh 3 (Meloche) at NYR 8 (VANBIESBROUCK)
 Mar. 15 NY Rangers 2 (Vanbiesbrouck) at Pittsburgh 2 (Meloche)
 Apr. 6 PITTSBURGH 5 (ROMANO) at NY Rangers 4 (Hanlon)

AT NY RANGERS (3-1-0)

WG - Osborne
 WG - Shedden
 WG - Shedden
 WG - Ruskowski
 WG - Ridley
 WG - Lemieux

GOALS & SHOTS BY PERIODS:

	1ST	2ND	3RD	OVT	TOTAL		1ST	2ND	3RD	OVT	TOTAL		
PITTSBURGH	7-56	10-61	10-59	1-3	28-177	NY RANGERS	6-77	11-80	7-100	0-2	24-259		
PITTSBURGH	GP	SOG	G	A	PTS	PIM	NY RANGERS	GP	SOG	G	A	PTS	PIM
Lemieux	7	22	3	12	15	6	Ruotsalainen	7	27	2	7	9	0
Ruskowski	6	6	2	6	8	6	Ridley	7	16	3	2	5	4
Bullard	7	21	3	4	7	9	Pavelich	5	8	2	3	5	15
Mantha	7	16	2	5	7	27	Helminen	6	13	2	2	4	0
Simpson	7	10	2	5	7	7	Sandstrom	6	22	0	4	4	18
Errey	4	4	2	2	4	8	Osborne	5	19	3	0	3	4
Duguay	5	4	1	3	4	2	Brooke	7	17	2	1	3	8
Shedden	2	13	2	1	3	0	Allison	3	2	2	1	3	2
Hannan	7	8	2	1	3	8	Greschner	7	17	2	1	3	11
Lindstrom	7	9	2	1	3	4	Beck	2	6	1	2	3	2
Bodger	7	9	1	2	3	13	Miller	7	13	0	3	3	9
Blaisdell	7	9	2	0	2	7	Sundstrom	3	4	1	1	2	2
Cunneynworth	6	8	1	1	2	4	Maloney	5	7	1	1	2	0
Schmidt	6	10	1	1	2	10	Melnyk	3	3	0	2	2	0
Siren	6	3	0	2	2	0	Crawford	1	1	1	0	1	8
Chabot	6	3	0	2	2	0	Wiemer	1	8	1	0	1	0
Mathiasen	1	2	1	0	1	0	McPhee	4	6	1	0	1	14
Nolan	3	3	1	0	1	15	Larouche	1	1	0	1	1	0
McGeough	1	1	0	1	1	2	Paiement	1	0	0	1	1	0
Loney	4	1	0	1	1	5	Rogers	1	2	0	1	1	0
Buskas	7	2	0	1	1	13	Jensen	2	3	0	1	1	0
Johnson	7	9	0	1	1	9	Ledyard	3	11	0	1	1	0
McDonnell	1	0	0	0	0	0	Patrick, S.	3	1	0	1	1	2
O'Regan	1	0	0	0	0	0	MacLellan	4	12	0	1	1	4
Hillier	2	2	0	0	0	2	Huber	6	13	0	1	1	4
Frawley	3	2	0	0	0	10	Vanbiesbrouck	6	0	0	1	1	4
Meloche	3	0	0	0	0	0	Gagner	1	0	0	0	0	2
Romano	5	0	0	0	0	0	Scott	1	0	0	0	0	0
Bench						2	Hanlon	2	0	0	0	0	0
							Feltrin	3	4	0	0	0	9
							Richmond	3	2	0	0	0	26
							Whistle	3	2	0	0	0	4
							Erixon	4	2	0	0	0	0
							Patrick, J.	7	14	0	0	0	13
							Laidlaw	5	3	0	0	0	20
							TOTAL	7	259	(24-39-63)		185	

TOTAL	GP	MP	GF	GA	ENG	SO	AVG	SAVES	SPCT.	W-L-T
PITTSBURGH	7	177	(28-52-80)	169						
GOALTENDERS										
Romano (P)	5	260	20	14	0	1	3.23	152	.916	3-1-0
Meloche (P)	3	165	8	10	0	0	3.64	83	.892	1-1-1
PITTSBURGH TOTAL	7	425	28	24	0	1	3.39	235	.907	4-2-1
Vanbiesbrouck (NY)	6	326	20	20	0	0	3.68	121	.858	2-2-1
Hanlon (NY)	2	79	4	6	0	0	4.56	29	.829	0-1-0
Scott (NY)	1	20	0	2	0	0	6.00	6	.750	0-1-0
NY RANGERS TOTAL	7	425	24	28	0	0	3.95	156	.848	2-4-1

POWER PLAY GOALS: PGH (10 for 32) - Bullard 2, Mantha 2, Lemieux 2, Shedden, Errey, Ruskowski & Duguay
 NYR (6 for 29) - Brooke 2, Pavelich, Osborne, Greschner & Helminen
SHORTHANDED GOALS: PGH (1) - Cunneynworth, NYR (1) - Greschner

NEW YORK RANGERS

	GP	W	L	T	PTS	GF	GA
Pittsburgh Home	51	16	28	7	39	162	190
Pittsburgh Away	51	18	28	5	41	168	214
1967-1986 TOTAL	102	34	56	12	80	330	404
Last Win By PITTSBURGH At Home:	November 30, 1985 (5-4) (0-0-1 since last win)						
Last Win By PITTSBURGH On Road:	April 6, 1986 (5-4 OT) (0-0-0 since last win)						
Last Win By NY RANGERS At Home:	February 27, 1986 (8-3) (0-1-0 since last win)						
Last Win By NY RANGERS On Road:	November 4, 1985 (4-2) (0-1-1 since last win)						



PITTSBURGH VS PHILADELPHIA



1985-86	GP	W	L	T	PTS	GF	GA	PPG	SHG	PEN	PIM
PITTSBURGH	7	0	6	1	1	16	29	4-46	1	67	175
PHILADELPHIA	7	6	0	1	13	29	16	8-30	2	81	231

AT PITTSBURGH (0-3-1)

Oct. 12 PHILADELPHIA 4 (FROESE) at Pittsburgh 2 (Romano)
 Nov. 24 Pittsburgh 4 (Herron) at PHILADELPHIA 7 (JENSEN)
 Dec. 21 PHILADELPHIA 4 (FROESE) at Pittsburgh 2 (Romano)
 Dec. 22 Pittsburgh 2 (Meloche) at PHILADELPHIA 3 (FROESE)
 Jan. 28 Philadelphia 2 (Jensen) at Pittsburgh 2 (Romano)
 Mar. 20 Pittsburgh 1 (Romano) at PHILADELPHIA 5 (FROESE)
 Apr. 5 PHILADELPHIA 4 (FROESE) at Pittsburgh 3 (Meloche)

AT PHILADELPHIA (0-3-0)

WG - Craven
 WG - Sinisalo
 WG - Kerr
 WG - Craven - OT
 WG - Craven
 WG - Sinisalo - OT

GOALS & SHOTS BY PERIODS:

	1ST	2ND	3RD	OVT	TOTAL		1ST	2ND	3RD	OVT	TOTAL		
PITTSBURGH	5-70	7-77	4-78	0-3	16-228	PHILADELPHIA	7-76	7-67	13-88	2-7	29-238		
PITTSBURGH	GP	SOG	G	A	PTS	PIM	PHILADELPHIA	GP	SOG	G	A	PTS	PIM
Lemieux	7	27	2	3	5	0	Kerr	7	28	4	6	10	11
Bullard	7	18	0	5	5	8	Poulin	7	19	6	3	9	4
Ruskowski	6	13	3	1	4	19	Sinisalo	7	18	6	3	9	0
Chabot	7	8	2	2	4	0	Craven	7	17	4	3	7	6
Mantha	7	33	2	2	4	4	Propp	6	29	1	5	6	2
Hannan	6	5	1	2	3	8	McCrimmon	7	10	0	5	5	8
Lindstrom	5	8	0	3	3	2	Sutter, Rl.	7	16	2	2	4	11
Cunneynworth	6	15	2	0	2	8	Zeisel	7	5	1	3	4	6
Blaisdell	5	11	1	1	2	0	Crossman	7	11	0	4	4	0
Simpson	6	6	1	1	2	4	Howe	7	11	0	4	4	0
Shedden	5	13	0	2	2	0	Sutter, Ro.	6	13	2	1	3	0
O'Regan	1	4	1	0	1	0	Eklund	7	15	0	3	3	0
Duguay	2	8	1	0	1	2	Brown	7	13	2	0	2	33
McGeough	1	1	0	1	1	0	Tocchet	7	7	1	1	2	32
Errey	4	8	0	1	1	7	Carson	4	5	0	1	2	15
Schmidt	6	10	0	1	1	0	Smith	4	5	0	1	1	5
Siren	6	8	0	1	1	4	Eriksson	4	4	0	1	1	2
Bodger	7	7	0	1	1	6	Marsh	6	8	0	1	1	23
Johnson	7	4	0	1	1	25	Berglund	1	0	0	0	0	0
Herron	1	0	0	0	0	0	Hospodar	2	2	0	0	0	0
Mathiasen	1	0	0	0	0	2	Jensen	4	0	0	0	0	23
Roulston	1	0	0	0	0	2	Richter	5	0	0	0	0	0
Hillier	2	0	0	0	0	6	Froese	5	0	0	0	0	0
Meloche	2	0	0	0	0	0	Stanley	5	2	0	0	0	26
Nolan	2	4	0	0	0	0	Bench						8
Loney	4	4	0	0	0	21							
Romano	4	0	0	0	0	0							
Buskas	7	5	0	0	0	25							
Frawley	7	8	0	0	0	18							
Bench						2							
TOTAL	7	228	(16-28-44)		175		TOTAL	7	238	(29-48-77)		231	

GOALTENDERS

	GP	MP	GF	GA	ENG	SO	AVG	SAVES	SPCT.	W-L-T
Meloche (P)	2	124	5	7	0	0	3.39	65	.903	0-2-0
Romano (P)	4	245	7	14	1	0	3.43	115	.891	0-3-1
Herron (P)	1	60	4	6	1	0	6.00	29	.829	0-1-0
PITTSBURGH TOTAL	7	429	16	29	0	0	4.06	209	.878	0-6-1
Froese (PH)	5	304	20	10	0	0	1.97	149	.937	5-0-0
Jensen (PH)	2	125	9	6	0	0	2.88	63	.913	1-0-1
PHILADELPHIA TOTAL	7	429	29	16	0	0	2.24	212		



PITTSBURGH VS QUEBEC



1985-86	GP	W	L	T	PTS	GF	GA	PPG	SHG	PEN	PIM
PITTSBURGH	3	1	1	1	3	14	12	0-13	1	23	55
QUEBEC	3	1	1	1	3	12	14	4-19	0	19	41

AT PITTSBURGH (0-0-1)

Oct. 19 Pittsburgh 3 (Meloche) at QUEBEC 4 (GOSSELIN)

Oct. 26 Quebec 4 (Gosselin) at Pittsburgh 4 (Romano)

Mar. 22 PITTSBURGH 7 (MELOCHE) at Quebec 4 (Malarchuk/Sevigny) WG - Loney

AT QUEBEC (1-1-0)

WG - Goulet

GOALS & SHOTS BY PERIODS:

	1ST	2ND	3RD	OVT	TOTAL
PITTSBURGH	4-29	3-33	7-35	0-0	14-97
QUEBEC	3-43	4-37	5-28	0-2	12-110

PITTSBURGH	GP	SOG	G	A	PTS	PIM	QUEBEC	GP	SOG	G	A	PTS	PIM
Lemieux	3	13	3	3	6	4	Goulet	3	13	3	1	4	2
Bullard	3	10	3	0	3	2	Hunter	3	3	0	4	4	4
Cunneyworth	3	10	1	2	3	0	Stastny, P.	3	8	2	1	3	4
Bodger	3	5	0	3	3	4	Delorme	2	7	1	2	3	2
Buskas	3	2	0	3	3	11	Marois	2	1	0	3	3	4
Blaisdell	2	4	2	0	2	2	Patrick	1	4	2	0	2	0
Duguay	1	3	1	1	2	0	Palement	1	6	1	1	2	2
Hannan	2	2	1	1	2	4	Picard	1	1	1	1	2	0
Chabot	3	1	0	2	2	2	Kumpel	2	3	1	1	2	0
Ruskowski	3	4	0	2	2	20	Ashton	3	7	1	1	2	0
Shedden	2	3	1	0	1	0	Anderson	2	6	0	2	2	2
Simpson	2	4	1	0	1	0	Andersson	1	3	0	1	1	0
Loney	3	8	1	0	1	0	Rocheffort	1	2	0	1	1	0
O'Regan	1	1	0	1	1	0	Siltanen	1	4	0	1	1	0
Siren	1	1	0	1	1	0	Cote	3	8	0	1	1	0
Hillier	2	2	0	1	1	2	Sauve	3	4	0	1	1	2
Lindstrom	3	4	0	1	1	0	Finn	1	0	0	0	0	0
Romano	1	0	0	0	0	0	Lemieux	1	0	0	0	0	2
Roulston	1	0	0	0	0	0	Malarchuk	1	0	0	0	0	0
Schmidt	1	3	0	0	0	0	Mann	1	0	0	0	0	0
Bourque	2	0	0	0	0	0	Sevigny	1	0	0	0	0	0
Frawley	2	2	0	0	0	0	Gosselin	2	0	0	0	0	0
McGeough	2	4	0	0	0	0	Eagles	3	2	0	0	0	0
Meloche	2	0	0	0	0	0	Gillis	3	10	0	0	0	13
Johnson	3	5	0	0	0	2	Moller	3	4	0	0	0	2
Mantha	3	6	0	0	0	0	Price	3	3	0	0	0	0
Bench						2	Shaw	3	5	0	0	0	0
							Stastny, A.	3	6	0	0	0	0
							Bench						2
TOTAL	3	97	(14-21-35)		55		TOTAL	3	110	(12-22-34)		41	

GOALTENDERS	GP	MP	GF	GA	ENG	SO	AVG	SAVES	SPCT.	W-L-T
Romano (P)	1	65	4	4	0	0	3.69	35	.897	0-0-1
Meloche (P)	2	120	10	8	0	0	4.00	63	.887	1-1-0
PITTSBURGH TOTAL	3	185	14	12	0	0	3.89	98	.891	1-1-1
Sevigny (Q)	1	10	2	0	0	0	0.00	2	1.000	0-0-0
Gosselin (Q)	2	125	8	7	0	0	3.36	58	.892	1-0-1
Malarchuk (Q)	1	50	2	7	0	0	8.40	23	.767	0-1-0
QUEBEC TOTAL	3	185	12	14	0	0	4.54	93	.869	1-1-1

POWER PLAY GOALS: PITTSBURGH (0 for 13)-
 QUEBEC (4 for 19) - Goulet 2, P. Stastny & Patrick

SHORTHANDED GOAL: PITTSBURGH (1) - Simpson

QUEBEC NORDIQUES	GP	W	L	T	PTS	GF	GA
Pittsburgh Home	11	4	5	2	10	41	53
Pittsburgh Away	12	4	8	0	8	38	59
1979-1986 TOTAL	23	8	13	2	18	79	112
Last Win By PITTSBURGH At Home:	October 10, 1981 (2-1) (0-5-1 since last win)						
Last Win By PITTSBURGH On Road:	March 22, 1986 (7-4) (0-0-0 since last win)						
Last Win By QUEBEC At Home:	October 19, 1985 (4-3) (0-0-0 since last win)						
Last Win By QUEBEC On Road:	February 16, 1985 (8-1) (0-0-1 since last win)						



PITTSBURGH VS ST. LOUIS



1985-86	GP	W	L	T	PTS	GF	GA	PPG	SHG	PEN	PIM
PITTSBURGH	3	2	1	0	4	16	11	5-16	2	22	53
ST. LOUIS	3	1	2	0	2	11	16	6-19	0	21	48

AT PITTSBURGH (0-1-0)

Dec. 31 PITTSBURGH 8 (ROMANO) at St. Louis 4 (Wamsley)

Jan. 18 PITTSBURGH 5 (MELOCHE) at St. Louis 2 (Wamsley)

Feb. 22 ST. LOUIS 5 (WAMSLEY) at Pittsburgh 3 (Romano)

AT ST. LOUIS (2-0-0)

WG - Lemieux

WG - Lindstrom

WG - Flockhart

GOALS & SHOTS BY PERIODS:

	1ST	2ND	3RD	OVT	TOTAL
PITTSBURGH	5-37	7-34	4-24	***	16-95
ST. LOUIS	3-34	3-31	5-39	***	11-104

PITTSBURGH	GP	SOG	G	A	PTS	PIM	ST. LOUIS	GP	SOG	G	A	PTS	PIM
Lemieux	3	14	5	5	10	4	Flockhart	3	10	3	1	4	0
Bullard	3	10	4	2	6	4	Mullen	2	7	2	2	4	2
Mantha	3	8	2	3	5	4	Federko	3	7	0	4	4	2
Shedden	3	9	2	2	4	4	Hunter	2	9	2	1	3	8
Cunneyworth	2	5	0	4	4	2	Barr	3	4	0	3	3	2
Ruskowski	3	2	1	2	3	5	Ramage	3	7	0	2	2	9
Blaisdell	3	8	1	0	1	7	Gilmour	3	10	1	1	2	2
Lindstrom	3	5	1	0	1	6	LaVallee	3	7	1	1	2	0
Dahlquist	1	0	0	1	1	0	Reeds	3	3	1	1	2	0
Bodger	3	4	0	1	1	0	Nattress	3	4	0	2	2	2
Chabot	3	4	0	1	1	2	Meagher	3	7	1	0	1	0
Johnson	3	4	0	1	1	2	Bourgeois	1	0	0	0	0	4
Errey	1	2	0	0	0	0	Carlson	1	0	0	0	0	0
Loney	1	2	0	0	0	2	Cavallini	1	1	0	0	0	0
Meloche	1	0	0	0	0	0	Cyr	1	1	0	0	0	0
Nolan	1	0	0	0	0	2	Evans, D	1	2	0	0	0	0
Buskas	2	1	0	0	0	2	Evans, S.	1	0	0	0	0	2
Romano	2	0	0	0	0	0	Sutter	1	4	0	0	0	2
Frawley	3	3	0	0	0	2	Wickenheiser	1	1	0	0	0	2
Hannan	3	7	0	0	0	5	Wilson	1	2	0	0	0	0
Schmidt	3	2	0	0	0	0	Bell	2	4	0	0	0	0
Simpson	3	1	0	0	0	0	Johnson	2	0	0	0	0	0
Siren	3	4	0	0	0	0	Norwood	2	4	0	0	0	4
							Paslowski	2	3	0	0	0	0
							Baron	3	4	0	0	0	2
							Pavesse	3	3	0	0	0	7
							Wamsley	3	0	0	0	0	0
TOTAL	3	95	(16-22-38)		53		TOTAL	3	14	(11-18-29)		48	

GOALTENDERS	GP	MP	GF	GA	ENG	SO	AVG	SAVES	SPCT.	W-L-T
Meloche (P)	1	60	5	2	0	0	2.00	32	.941	1-0-0
Romano (P)	2	120	11	8	1	0	4.00	61	.884	1-1-0
PITTSBURGH TOTAL	3	180	16	11	0	0	3.67	93	.894	2-1-0

Wamsley (SL)	GP	MP	GF	GA	ENG	SO	AVG	SAVES	SPCT.	W-L-T
Wamsley (SL)	3	180	11	16	0	0	5.33	79	.832	1-2-0
ST. LOUIS TOTAL	3	180	11	16	0	0	5.33	79	.832	1-2-0

POWER PLAY GOALS: PITTSBURGH (5 for 16) - Lemieux 2, Bullard, Ruskowski & Shedden
 ST. LOUIS (6 for 19) - Flockhart 2, Hunter 2 & Mullen 2

SHORTHANDED GOALS: PITTSBURGH: (2) - Bullard & Mantha

ST. LOUIS BLUES	GP	W	L	T	PTS	GF	GA
Pittsburgh Home	45	20	16	9	49	159	130
Pittsburgh Away	47	13	30	4	30	124	178
1967-1986 TOTAL	92	33	46	13	79	283	308
Last Win By PITTSBURGH At Home:	December 5, 1984 (7-4) (0-1-0 since last win)						
Last Win By PITTSBURGH On Road:	January 18, 1986 (5-2) (0-0-0 since last win)						
Last Win By ST. LOUIS At Home:	March 7, 1985 (5-1) (0-2-0 since last win)						
Last Win By ST. LOUIS On Road:	February 22, 1986 (5-3) (0-0-0 since last win)						



PITTSBURGH VS TORONTO



1985-86	GP	W	L	T	PTS	GF	GA	PPG	SHG	PEN	PIM
PITTSBURGH	3	3	0	0	6	18	9	4-17	0	33	98
TORONTO	3	0	3	0	0	9	18	2-12	0	37	117

AT PITTSBURGH (2-0-0)

Oct. 23 **PITTSBURGH** 5 (ROMANO) at Toronto 4 (Edwards)
 Oct. 24 Toronto 4 (Bernhardt) at **PITTSBURGH** 6 (MELOCHE)
 Nov. 27 Toronto 1 (EDWARDS/Bernhardt) at **PITTSBURGH** 7 (ROMANO)

AT TORONTO (1-0-0)

WG - McGeough
 WG - Chabot
 WG - Sheddin

GOALS & SHOTS BY PERIODS:

	1ST	2ND	3RD	OVT	TOTAL
PITTSBURGH	5-19	5-43	8-34	***	18-96
TORONTO	2-19	5-33	2-31	***	9-83

PITTSBURGH	GP	SOG	G	A	PTS	PIM	TORONTO	GP	SOG	G	A	PTS	PIM
Lemieux	2	9	4	1	5	0	Vaive	2	12	2	3	5	0
Bullard	3	7	1	4	5	6	Fergus	3	7	0	5	5	2
Lindstrom	3	5	1	4	5	0	Stastny	3	6	3	1	4	2
Mantha	3	10	1	4	5	11	Terrion	3	4	1	1	2	0
Sheddin	3	7	3	1	4	0	Benning	3	5	0	2	2	4
Chabot	2	4	2	2	4	0	Iafrate	3	5	0	2	2	0
Cunneyworth	3	2	0	3	3	0	Smith	1	4	1	0	1	5
McGeough	2	5	2	0	2	0	Ihnacak	2	5	1	0	1	0
Blaisdell	3	9	1	1	2	9	Leeman	3	4	1	0	1	2
Buskas	3	3	1	1	2	9	Daoust	3	2	0	1	1	0
Johnson	3	7	1	1	2	9	Nylund	3	1	0	1	1	8
Bodger	3	4	0	2	2	0	Maxwell	1	0	0	0	0	0
Hannan	3	0	0	2	2	4	McAdam	1	1	0	0	0	0
Simpson	3	4	1	0	1	6	Wesley	1	3	0	0	0	2
Ruskowski	3	7	0	1	1	8	Bernhardt	2	0	0	0	0	0
Bourque	1	0	0	0	0	2	Clark	2	2	0	0	0	2
Errey	1	2	0	0	0	0	Edwards	2	0	0	0	0	2
Meloche	1	0	0	0	0	0	Frycer	2	4	0	0	0	2
Nolan	1	2	0	0	0	10	Kotsopoulos	2	1	0	0	0	9
O'Regan	1	0	0	0	0	0	Salming	2	6	0	0	0	2
Schmidt	1	1	0	0	0	5	Thomas	2	1	0	0	0	0
Frawley	2	2	0	0	0	2	Brubaker	3	1	0	0	0	9
Loney	2	0	0	0	0	5	Courtball	3	6	0	0	0	4
Romano	2	0	0	0	0	0	Hodgson	3	2	0	0	0	0
Hillier	3	6	0	0	0	2	McGill	3	1	0	0	0	0
							Bench						2
TOTAL	3	96	(18-27-45)	98	TOTAL	3	83	(9-16-25)	117				

GOALTENDERS

	GP	MP	GF	GA	ENG	SO	AVG	SAVES	SPCT.	W-L-T
Romano (P)	2	120	12	5	0	0	2.50	48	.906	2-0-0
Meloche (P)	1	60	6	4	0	0	4.00	26	.867	1-0-0
PITTSBURGH TOTAL	3	180	18	9	0	0	3.00	74	.892	3-0-0
Bernhardt (T)	2	111	5	10	0	0	5.41	54	.844	0-1-0
Edwards (T)	2	69	4	8	0	0	6.96	24	.750	0-2-0
TORONTO TOTAL	3	180	9	18	0	0	6.00	78	.813	0-3-0

POWER PLAY GOALS:

PITTSBURGH (4 for 17) - Lemieux, Buskas, Mantha & Sheddin
 TORONTO (2 for 12) - Vaive & Leeman

TORONTO MAPLE LEAFS

	GP	W	L	T	PTS	GF	GA
Pittsburgh Home	43	21	17	5	47	157	140
Pittsburgh Away	42	14	18	10	38	137	165
1967-1986 TOTAL	85	35	35	15	85	294	305
Last Win By PITTSBURGH At Home:	November 27, 1985 (7-1) (0-0-0 since last win)						
Last Win By PITTSBURGH On Road:	October 23, 1985 (5-4) (0-0-0 since last win)						
Last Win By TORONTO At Home:	February 21, 1983 (4-2) (0-3-1 since last win)						
Last Win By TORONTO On Road:	January 30, 1985 (6-5) (0-2-0 since last win)						



PITTSBURGH VS VANCOUVER



1985-86	GP	W	L	T	PTS	GF	GA	PPG	SHG	PEN	PIM
PITTSBURGH	3	2	1	0	4	18	11	6-17	1	31	82
VANCOUVER	3	1	2	0	2	11	18	5-16	0	32	92

AT PITTSBURGH (1-0-0)

Nov. 13 **PITTSBURGH** 6 (ROMANO) at Vancouver 3 (Brodeur)
 Jan. 24 Pittsburgh 3 (Romano) at **VANCOUVER** 4 (BRODEUR)
 Feb. 15 Vancouver 4 (BRODEUR) at **PITTSBURGH** 9 (ROMANO)

AT VANCOUVER (1-1-0)

WG - Sheddin
 WG - Gradin
 WG - Chabot

GOALS & SHOTS BY PERIODS:

	1ST	2ND	3RD	OVT	TOTAL
PITTSBURGH	7-22	7-35	4-20	***	18-77
VANCOUVER	5-38	5-26	1-26	***	11-90

PITTSBURGH	GP	SOG	G	A	PTS	PIM	VANCOUVER	GP	SOG	G	A	PTS	PIM
Lemieux	3	10	4	6	10	4	Lanz	3	9	1	3	4	4
Sheddin	3	14	5	1	6	0	Tanti	3	12	3	0	3	4
Bullard	3	3	1	4	5	6	Skriko	3	9	2	1	3	2
Schmidt	3	12	1	3	4	4	Daigneault	3	5	0	3	3	4
Mantha	3	4	0	4	4	0	Sundstrom	3	8	0	3	3	0
Hannan	3	7	2	1	3	2	Crawford	2	4	2	0	2	9
Frawley	3	6	2	1	3	10	Gradin	3	8	2	0	2	2
Ruskowski	3	2	2	1	3	14	Lemay	3	6	1	1	2	0
Chabot	3	3	1	2	3	0	Petit	2	5	0	2	2	2
Bodger	3	2	0	2	2	4	Bubla	1	1	0	1	1	0
Errey	1	0	0	1	1	0	Halward	3	1	0	1	1	4
Hillier	1	0	0	1	1	2	Neely	3	4	0	1	1	2
Johnson	3	3	0	1	1	6	Peterson	3	2	0	1	1	10
Loney	2	0	0	0	0	4	Lupul	1	0	0	0	0	0
Siren	2	1	0	0	0	0	Sandlak	1	3	0	0	0	2
Blaisdell	3	2	0	0	0	0	Tambellini	1	0	0	0	0	0
Buskas	3	2	0	0	0	14	Young	1	0	0	0	0	0
Cunneyworth	3	5	0	0	0	5	Coxe	2	1	0	0	0	12
Lindstrom	3	0	0	0	0	0	Lanthier	2	0	0	0	0	0
Romano	3	0	0	0	0	0	Lowry	2	0	0	0	0	19
Simpson	3	1	0	0	0	7	Brodeur	3	0	0	0	0	0
							Butcher	3	2	0	0	0	14
TOTAL	3	77	(18-28-46)	82	TOTAL	3	90	(11-17-28)	92				

GOALTENDERS

	GP	MP	GF	GA	ENG	SO	AVG	SAVES	SPCT.	W-L-T
Romano (P)	3	180	18	11	0	0	3.67	79	.878	2-1-0
PITTSBURGH TOTAL	3	180	18	11	0	0	3.67	79	.878	2-1-0
Brodeur (V)	3	160	11	16	0	0	6.00	54	.771	1-2-0
Young (V)	1	20	0	2	0	0	6.00	5	.714	0-0-0
VANCOUVER TOTAL	3	180	11	18	0	0	6.00	59	.766	1-2-0

POWER PLAY GOALS:

PITTSBURGH (6 for 17) - Sheddin 2, Lemieux 2, Frawley & Schmidt
 VANCOUVER (5 for 16) - Tanti 2, Skriko 2, & Lanz

SHORTHANDED GOAL:

PITTSBURGH - 1 Chabot

VANCOUVER CANUCKS

	GP	W	L	T	PTS	GF	GA
Pittsburgh Home	32	21	7	4	46	146	112
Pittsburgh Away	33	15	15	3	33	130	126
1970-1986 TOTAL	65	36	22	7	79	276	238
Last Win By PITTSBURGH At Home:	February 15, 1986 (9-4) (0-0-0 since last win)						
Last Win By PITTSBURGH On Road:	November 13, 1985 (6-3) (0-1-0 since last win)						
Last Win By VANCOUVER At Home:	January 24, 1986 (4-3) (0-0-0 since last win)						
Last Win By VANCOUVER On Road:	February 28, 1984 (9-5) (0-3-0 since last win)						



PITTSBURGH VS WASHINGTON *capitals*

1985-86	GP	W	L	T	PTS	GF	GA	PPG	SHG	PEN	PIM
PITTSBURGH	7	1	6	0	2	22	27	7-35	1	46	112
WASHINGTON	7	6	1	0	12	27	22	8-27	0	54	139

AT PITTSBURGH (1-3-0)

Nov. 6 WASHINGTON 4 (JENSEN) at Pittsburgh 1 (Romano)
 Nov. 19 Pittsburgh 3 (Herron) at WASHINGTON 5 (PEETERS)
 Nov. 20 WASHINGTON 3 (JENSEN) at Pittsburgh 1 (Romano)
 Feb. 12 Washington 1 (Peeters) at PITTSBURGH 8 (MELOCHE)
 Mar. 11 Pittsburgh 3 (Meloche) at WASHINGTON 5 (JENSEN)
 Mar. 17 WASHINGTON 5 (JENSEN) at Pittsburgh 3 (Romano)
 Apr. 1 Pittsburgh 3 (Meloche) at WASHINGTON 5 (PEETERS)

AT WASHINGTON (0-3-0)

WG - Christian
 WG - Murphy
 WG - Andersson
 WG - Ruskowski
 WG - Stevens
 WG - Laughlin
 WG - Hatcher

GOALS & SHOTS BY PERIODS:

PITTSBURGH	1ST	2ND	3RD	OVT	TOTAL
WASHINGTON	8-55	9-80	5-67	***	22-202
PITTSBURGH	8-53	12-67	7-54	***	27-174

PITTSBURGH	GP	SOG	G	A	PTS	PIM	WASHINGTON	GP	SOG	G	A	PTS	PIM
Bullard	7	18	3	3	6	2	Murphy	7	10	4	3	7	6
Hannan	7	14	4	1	5	10	Duchesne	7	11	2	5	7	2
Lindstrom	7	7	2	3	5	2	Christian	7	22	4	2	6	0
Chabot	7	3	1	4	5	2	Laughlin	7	11	4	1	5	2
Lemieux	7	16	1	4	5	5	Gartner	6	20	2	3	5	4
Cunneynworth	7	15	2	2	4	13	Gustafsson	6	8	2	3	5	4
Mantha	7	10	1	3	4	8	Carpenter	7	12	2	2	4	12
Ruskowski	6	10	3	0	3	0	Adams	7	12	1	3	4	16
Simpson	6	12	2	1	3	9	Gould	7	12	1	3	4	0
Shedden	4	8	1	2	3	4	Haworth	5	10	2	1	3	4
Blaisdell	6	8	1	2	3	0	Langway	6	5	0	3	3	2
Duguay	3	6	1	1	2	0	Andersson	4	8	1	1	2	4
Loney	6	4	0	2	2	6	Stevens	5	5	1	1	2	10
Buskas	7	1	0	2	2	4	Hatcher	7	6	1	1	2	19
Johnson	7	14	0	2	2	16	Barrett	3	1	0	2	2	2
Hillier	3	6	0	1	1	2	Jarvis	3	4	0	1	1	2
Schmidt	6	11	0	1	1	2	Petersson	3	3	0	1	1	2
Bodger	7	18	0	1	1	4	Sampson	3	0	0	1	1	2
Frawley	7	6	0	1	1	17	Martin	1	0	0	0	0	0
Errey	1	1	0	0	0	0	Leach	2	0	0	0	0	0
Herron	1	0	0	0	0	0	Jensen, D.	3	1	0	0	0	0
Mathiasen	1	2	0	0	0	0	Smith	3	3	0	0	0	4
McGeough	1	3	0	0	0	0	Taylor	3	3	0	0	0	0
O'Regan	1	2	0	0	0	0	Peeters	3	0	0	0	0	2
Rowe	1	1	0	0	0	2	Jensen, A.	5	0	0	0	0	0
Meloche	3	0	0	0	0	0	Franceschetti	6	2	0	0	0	8
Romano	3	0	0	0	0	2	Veitch	4	5	0	0	0	2
Siren	4	6	0	0	0	2	Schofield	5	0	0	0	0	26
Bench						4							
TOTAL	7	202	(22-36-58)	112			TOTAL	7	174	(27-37-64)	139		

GOALTENDERS	GP	MP	GF	GA	ENG	SO	AVG	SAVES	SPCT.	W-L-T
Meloche (P)	3	180	14	10	1	0	3.33	67	.870	1-2-0
Romano (P)	3	180	5	12	0	0	4.00	59	.831	0-3-0
Herron (P)	1	60	3	4	0	0	4.00	21	.840	0-1-0
PITTSBURGH TOTAL	7	420	22	27	0	0	3.86	147	.845	1-6-0
Jensen (W)	5	241	17	8	0	0	1.99	102	.927	4-0-0
Peeters (W)	3	179	10	14	0	0	4.69	78	.848	2-1-0
WASHINGTON TOTAL	7	420	27	22	0	0	3.14	180	.891	6-1-0

POWER PLAY GOALS: PITTSBURGH (7 for 35) - Ruskowski 2, Bullard, Shedden, Cunneynworth, Mantha & Duguay
 WASHINGTON: (8 for 27) - Christian 3, Haworth 2, Gustafsson, Andersson & Laughlin

SHORTHANDED GOALS: PITTSBURGH (1) - Hannan

WASHINGTON CAPITALS	GP	W	L	T	PTS	GF	GA
Pittsburgh Home	38	14	19	5	33	148	128
Pittsburgh Away	38	14	21	3	31	138	170
1974-1986 TOTAL	76	28	40	8	64	286	298
Last Win By PITTSBURGH At Home:	February 12, 1986 (8-1) (0-1-0 since last win)						
Last Win By PITTSBURGH On Road:	October 14, 1983 (4-0) (0-9-0 since last win)						
Last Win By WASHINGTON At Home:	April 1, 1986 (5-3) (0-0-0 since last win)						
Last Win By WASHINGTON On Road:	March 17, 1986 (5-3) (0-0-0 since last win)						



PITTSBURGH VS WINNIPEG



1985-86	GP	W	L	T	PTS	GF	GA	PPG	SHG	PEN	PIM
PITTSBURGH	3	2	1	0	4	16	8	4-21	1	28	105
WINNIPEG	3	1	2	0	2	8	16	1-13	2	38	144

AT PITTSBURGH (2-0-0)

Nov. 22 Winnipeg 1 (Hayward) at PITTSBURGH 8 (ROMANO)
 Feb. 19 Winnipeg 2 (Behrend) at PITTSBURGH 5 (ROMANO)
 Mar. 9 Pittsburgh 3 (Romano) at WINNIPEG 5 (BOUCHARD)

AT WINNIPEG (0-1-0)

WG - Errey
 WG - Cunneynworth
 WG - Smail

GOALS & SHOTS BY PERIODS:

PITTSBURGH	1ST	2ND	3RD	OVT	TOTAL
WINNIPEG	7-39	3-33	6-32	***	16-104
PITTSBURGH	1-33	5-29	2-25	***	8-87

PITTSBURGH	GP	SOG	G	A	PTS	PIM	WINNIPEG	GP	SOG	G	A	PTS	PIM
Lemieux	3	13	5	5	0	2	Smail	3	11	2	1	3	2
Hannan	2	2	2	1	3	10	Lundholm	1	2	1	1	2	0
Schmidt	3	8	2	1	3	2	Mullen	3	2	1	1	2	0
Chabot	3	3	1	2	3	0	Steen	3	5	0	2	2	2
Ruskowski	3	2	0	3	3	0	Carlyle	2	5	1	0	1	4
Errey	2	8	2	0	2	0	Derlago	2	4	1	0	1	0
Mantha	2	7	1	1	2	2	Hawerchuk	3	13	1	0	1	4
Shedden	3	8	1	1	2	2	Nil	3	2	1	0	1	0
Blaisdell	3	7	0	2	2	0	McBain	1	0	0	1	1	0
Bodger	3	5	0	2	2	7	Watters	1	0	0	1	1	0
Lindstrom	3	3	0	2	2	2	Dollas	2	5	0	1	1	15
Loney	2	2	1	0	1	15	Arnie	3	3	0	1	1	2
Cunneynworth	3	6	1	0	1	0	Boschman	3	6	0	1	1	9
Nolan	1	2	0	1	1	0	Behrend	1	0	0	0	0	0
Frawley	2	1	0	1	1	19	Berry	1	2	0	0	0	2
Bullard	3	8	0	1	1	6	Bouchard	1	0	0	0	0	0
Johnson	3	6	0	1	1	6	Campbell	1	0	0	0	0	6
Hillier	2	2	0	0	0	22	Hayward	1	0	0	0	0	2
Siren	2	4	0	0	0	2	Picard	1	0	0	0	0	2
Buskas	3	3	0	0	0	6	Silk	1	1	0	0	0	2
Romano	3	0	0	0	0	0	Marois	2	1	0	0	0	0
Simpson	3	4	0	0	0	0	Neufeld	2	3	0	0	0	7
Bench						2	Taglianetti	2	1	0	0	0	31
							Wilson	2	1	0	0	0	0
							Eliett	3	6	0	0	0	26
							Kyte	3	1	0	0	0	0
							Maclean	3	6	0	0	0	0
							Turnbull	3	7	0	0	0	22
							Bench						6
TOTAL	3	104	(16-24-40)	105			TOTAL	3	87	(8-10-18)	144		

GOALTENDERS	GP	MP	GF	GA	ENG	SO	AVG	SAVES	SPCT.	W-L-T
Romano (P)	3	180	16	7	1	0	2.33	79	.919	2-1-0
PITTSBURGH TOTAL	3	180	16	8	0	0	2.67	79	.908	2-1-0
Bouchard (W)	1	60	5	3	0	0	3.00	21	.875	1-0-0
Behrend (W)	1	60	2	5	0	0	5.00	29	.853	0-1-0
Hayward (W)	1	60	1	8	0	0	8.00	38	.826	0-1-0
WINNIPEG TOTAL	3	180	8	16	0	0	5.33	88	.846	1-2-0

POWER PLAY GOALS: PITTSBURGH (4 for 21) - Lemieux 2, Shedden & Schmidt
 WINNIPEG (1 for 13) - Derlago

SHORTHANDED GOALS: PITTSBURGH: (1) - Hannan
 WINNIPEG: (2) - Smail & Lundholm

WINNIPEG JETS	GP	W	L	T	PTS	GF	GA
Pittsburgh Home	12	9	3	0	18	52	36
Pittsburgh Away	11	6	5	0	12	43	45
1979-1986 TOTAL	23	15	8	0	30	95	81
Last Win By PITTSBURGH At Home:	February 10, 1986 (5-2) (0-0-0 since last win)						
Last Win By PITTSBURGH On Road:	November 14, 1984 (4-3 OT) (0-1-0 since last win)						
Last Win By WINNIPEG At Home:	March 9, 1986 (5-3) (0-0-0 since last win)						
Last Win By WINNIPEG On Road:	February 27, 1985 (6-4) (0-2-0 since last win)						

126. Rick Kessell	83	2	18	20	4	0	0	0
127. Bob Simpson	30	10	9	19	4	0	0	1
128. Bernie Lukowich	53	9	10	19	32	1	0	2
129. Bob Dillabough	61	7	12	19	20	1	0	0
130. Rene Robert	49	7	11	18	42	3	0	2
131. Pete LaFramboise	35	5	13	18	8	3	0	0
132. Simon Nolet	39	9	8	17	2	1	0	1
133. Bob Rivard	27	5	12	17	4	1	0	1
134. Tom O'Regan	61	5	12	17	10	0	0	0
135. Tracy Pratt	83	5	12	17	158	0	0	1
136. Ted Snell	55	4	12	16	8	0	0	0
137. Nick Beverley	67	2	14	16	21	0	0	1
138. George Konik	52	7	8	15	26	1	0	1
139. Jacques Cossette	64	8	6	14	29	2	0	1
140. Errol Thompson	34	6	8	14	12	0	0	0
141. Tim Hrynewich	55	6	8	14	82	0	0	2
142. Greg Fox	75	4	10	14	92	0	0	0
143. Rod Zaine	37	8	5	13	21	2	1	0
144. RON DUGUAY	13	6	7	13	6	3	0	0
145. John Stewart	40	4	9	13	32	1	0	0
146. Don Awrey	79	1	12	13	40	0	0	0
147. John Flesch	29	7	5	12	19	0	0	2
148. Kim Davis	34	5	7	12	47	0	0	2
149. VILLE SIREN	60	4	8	12	32	1	0	0
150. Al MacNeil	74	2	10	12	58	0	0	0
151. Blaine Stoughton	34	5	6	11	8	0	0	0
152. Wayne Hicks	15	4	7	11	2	2	0	1
153. Bruce Crowder	26	4	7	11	23	0	0	0
154. JOE MCDONNELL	43	2	9	11	22	2	0	0
155. Tim Horton	44	2	9	11	40	0	0	1
156. Bob Stewart	65	3	7	10	52	0	0	0
157. TODD CHARLESWORTH	79	1	9	10	39	0	0	1
158. Nelson DeBenedet	31	6	3	9	11	1	0	0
159. JIM MCGEOUGH	31	3	6	9	12	0	0	1
160. Marty McSorley	87	2	7	92	39	0	0	0
161. Tom Thornbury	14	1	8	9	16	0	0	0
162. ROGER BELANGER	44	3	5	8	32	0	0	0
163. Ron Meighan	41	2	6	8	16	1	0	0
164. Shel. Kannegiesser	75	2	6	8	76	0	0	0
165. Paul Mulvey	27	1	7	8	76	0	0	0
166. George Swarbrick	31	1	7	8	36	0	0	0
167. Ed Van Impe	22	0	8	8	22	0	0	0
168. Tom Cassidy	26	3	4	7	15	0	0	0
169. Joe Noris	35	2	5	7	20	1	0	0
170. Harvey Bennett	32	3	3	6	53	1	0	1
171. Tony Feltrin	39	3	3	6	44	0	0	0
172. Bob Gladney	13	1	5	6	2	0	0	0
173. Kelly Pratt	22	0	6	6	15	0	0	0
174. Denis Herron	290	0	6	6	67	-	-	-
175. Arto Javanainen	14	4	1	5	2	0	0	0
176. Ron Snell	7	3	2	5	6	2	0	1
177. Ted Bulley	26	3	2	5	12	0	0	1
178. Yvon Labre	37	2	3	5	32	0	0	0
179. Doug Lecuyer	12	1	4	5	12	0	0	1
180. Robin Burns	41	0	5	5	32	0	0	0
181. Greg Millen	135	0	5	5	20	-	-	-
182. Michel Dion	151	0	5	5	14	-	-	-
183. Derek Sanderson	13	3	1	4	0	1	0	0
184. Mike McMahan	12	1	3	4	19	1	0	0
185. Rocky Saganiuk	29	1	3	4	37	0	0	0
186. Jim Wiley	26	0	4	4	2	0	0	0
187. Dick Mattiussi	44	0	4	4	32	0	0	0
188. CHRIS DAHLQUIST	5	1	2	3	2	0	0	0
189. Darren Lowe	8	1	2	3	0	0	0	0
190. Jim Shires	18	1	2	3	2	0	0	0

191. Wally Weir	14	0	3	3	34	0	0	0
192. Stan Jonathan	19	0	3	3	13	0	0	0
193. Larry Bignell	20	0	3	3	2	0	0	0
194. Ron Jones	25	0	3	3	15	0	0	0
195. Kim Clackson	45	0	3	3	166	0	0	0
196. Michel Plasse	76	0	3	3	24	-	-	-
197. Hartland Monahan	7	2	0	2	2	1	0	0
198. Billy Hicke	12	2	0	2	6	1	0	0
199. Brian McKenzie	6	1	1	2	4	0	0	0
200. Doug Barrie	8	1	1	2	8	0	0	0
201. Garry Swain	9	1	1	2	0	0	0	0
202. Ted Nolan	18	1	1	2	34	0	0	0
203. Ed Gilbert	45	1	1	2	0	0	0	0
204. Tim Tookey	8	0	2	2	2	0	0	0
205. John Arbour	17	0	2	2	35	0	0	0
206. Tom Price	19	0	2	2	8	0	0	0
207. Dean DeFazio	22	0	2	2	28	0	0	0
208. Greg Tebbutt	24	0	2	2	33	0	0	0
209. Dunc Wilson	66	0	2	2	21	-	-	-
210. Gary Inness	100	0	2	2	4	-	-	-
211. DWIGHT MATHIASSEN	4	1	0	1	2	0	0	0
212. Mel Pearson	2	0	1	1	0	0	0	0
213. PHIL BOURQUE	9	0	1	1	14	0	0	0
214. Roy Edwards	15	0	1	1	0	-	-	-
215. Cam Newton	16	0	1	1	6	-	-	-
216. Bennett Wolf	30	0	1	1	133	0	0	0
217. Gilles Lupien	31	0	1	1	34	0	0	0
218. GILLES MELOCHE	34	0	1	1	2	0	0	0
219. ROBERTO ROMANO	98	0	1	1	6	0	0	0
220. Jim Rutherford	115	0	1	1	18	-	-	-
221. Les Binkley	196	0	1	1	2	-	-	-
222. Marv Edwards	1	0	0	0	0	-	-	-
223. Rob Garner	1	0	0	0	0	0	0	0
224. Bob Geale	1	0	0	0	2	0	0	0
225. Brian Lundberg	1	0	0	0	2	0	0	0
226. Greg Redquest	1	0	0	0	0	-	-	-
227. Paul Hoganson	2	0	0	0	0	-	-	-
228. Lex Hudson	2	0	0	0	0	0	0	0
229. Bob Taylor	2	0	0	0	0	-	-	-
230. Yves Bergeron	3	0	0	0	0	0	0	0
231. Steve Lyon	3	0	0	0	2	0	0	0
232. Grant Sasser	3	0	0	0	0	0	0	0
233. Bob Stumpf	3	0	0	0	0	0	0	0
234. Bill LeCaine	4	0	0	0	0	0	0	0
235. Mike Meeker	4	0	0	0	5	0	0	0
236. Vincent Tremblay	4	0	0	0	2	0	0	0
237. Ted Lanyon	5	0	0	0	4	0	0	0
238. Gary Edwards	6	0	0	0	2	-	-	-
239. Petteri Lehto	6	0	0	0	4	0	0	0
240. Ian Turnbull	7	0	0	0	4	0	0	0
241. BRIAN FORD	8	0	0	0	0	-	-	-
242. MIKE ROWE	9	0	0	0	11	0	0	0
243. Rich Sutter	9	0	0	0	0	0	0	0
244. Bob Johnson	12	0	0	0	6	-	-	-
245. Paul Harrison	13	0	0	0	0	-	-	-
246. Hank Nowak	13	0	0	0	11	0	0	0
247. Gordie Laxton	17	0	0	0	0	-	-	-
248. Nick Ricci	19	0	0	0	2	-	-	-
249. Hank Bassen	25	0	0	0	8	-	-	-
250. Joe Daley	38	0	0	0	2	-	-	-
251. Rob Holland	44	0	0	0	2	-	-	-
252. Andy Brown	45	0	0	0	62	-	-	-
253. Al Smith	93	0	0	0	61	-	-	-
Bench					224			
TOTAL	1498	4909	8025	12,934	22,927	1186	131	530

PENGUINS GOALTENDERS YEAR-BY-YEAR

SEASON	NAME	GP	MIN	GA	ENG	SO	AVG	W-L-T	SAVES	EFF
1967-68	Hank Bassen	25	1299	62	2	1	2.86	7-10-3	616	.909
	Les Binkley	54	3141	150	2	6	2.87	20-24-10	1437	.905
1968-69	Marv Edwards	1	60	3	0	0	3.00	0-1-0	30	.909
	Joe Daley	29	1615	86	3	2	3.20	10-13-3	870	.910
	Les Binkley	50	2885	158	2	0	3.29	10-31-8	1451	.902
1969-70	Joe Daley	9	528	26	1	0	2.95	1-5-3	224	.896
	Al Smith	46	2555	129	3	2	3.03	15-20-8	1151	.899
	Les Binkley	27	1477	79	0	3	3.21	10-13-1	623	.887
1970-71	Les Binkley	34	1870	89	0	2	2.86	11-11-10	802	.900
	Al Smith	45	2472	128	0	2	3.11	9-22-9	1126	.898
	Cam Newton	5	281	16	0	0	3.42	1-3-1	99	.861
	Paul Hoganson	2	57	7	0	0	7.37	0-1-0	21	.750
1971-72	Roy Edwards	15	847	36	2	0	2.55	2-8-4	355	.908
	Jim Rutherford	40	2160	116	2	1	3.22	17-15-5	972	.893
	Les Binkley	31	1673	98	4	0	3.51	7-15-5	709	.879
1972-73	Jim Rutherford	49	2660	129	3	3	2.91	20-22-5	1333	.912
	Denis Herron	18	967	55	0	2	3.41	6-7-2	397	.878
	Cam Newton	11	533	35	2	0	3.94	3-4-0	261	.882
	Andy Brown	9	520	41	0	0	4.73	3-4-2	270	.868
1973-74	Gary Inness	20	1032	56	1	0	3.26	7-10-1	437	.886
	Jim Rutherford	26	1432	82	1	0	3.44	7-12-4	610	.882
	Andy Brown	36	1956	115	0	1	3.53	13-16-4	856	.882
	Denis Herron	5	260	18	0	0	4.15	1-3-0	138	.885
	Gary Inness	57	3122	161	4	2	3.09	24-18-10	1542	.906
1974-75	Michel Plasse	20	1094	73	0	0	4.00	9-5-4	578	.888
	Bob Johnson	12	476	40	0	0	5.04	3-4-1	237	.856
	Denis Herron	3	108	11	0	0	6.11	1-1-0	66	.857
	Michel Plasse	55	3096	178	1	2	3.45	24-19-10	1435	.889
1975-76	Gary Inness	23	1212	82	1	0	4.06	8-9-2	612	.881
	Gordie Laxton	8	414	31	2	0	4.49	3-4-0	171	.838
	Bob Taylor	2	78	7	1	0	5.38	0-1-0	41	.837
	Denis Herron	34	1920	94	2	1	2.94	15-11-5	967	.911
1976-77	Dunc Wilson	45	2627	129	1	5	2.95	18-19-7	1243	.906
	Gordie Laxton	6	253	26	0	0	6.17	1-3-1	130	.833
	Denis Herron	60	3534	210	4	0	3.57	20-25-15	1920	.900
1977-78	Dunc Wilson	21	1180	95	0	0	4.83	5-11-3	507	.842
	Gordie Laxton	2	73	9	0	0	7.40	0-1-0	39	.813
	Greg Redquest	1	13	3	0	0	13.85	0-0-0	2	.400
	Denis Herron	56	3208	180	3	0	3.37	22-19-12	1487	.890
1978-79	Greg Millen	28	1532	86	2	2	3.37	14-11-1	685	.875
	Gordie Laxton	1	60	8	0	0	8.00	0-1-0	19	.704
	Nick Ricci	4	240	14	0	0	3.50	2-2-0	123	.898
1979-80	Greg Millen	44	2586	157	2	2	3.64	18-18-7	1161	.881
	Bob Holland	34	1974	126	4	1	3.83	10-17-6	804	.865
	Nick Ricci	9	540	35	1	0	3.89	4-5-0	216	.861
1980-81	Greg Millen	63	3721	258	6	0	4.16	25-27-10	1636	.864
	Bob Holland	10	539	45	0	0	5.01	1-5-3	256	.851
	Gary Edwards	6	360	22	0	1	3.67	3-2-1	171	.886
	Michel Dion	62	3580	226	8	0	3.79	25-24-12	1627	.878
1981-82	Nick Ricci	3	160	14	2	0	5.25	0-3-0	75	.824
	Paul Harrison	13	700	64	1	0	5.49	3-7-0	288	.816

PENGUINS GOALTENDERS YEAR-BY-YEAR

SEASON	NAME	GP	MIN	GA	ENG	SO	AVG	W-L-T	SAVES	EFF
1982-83	Michel Dion	49	2791	198	9	0	4.26	12-30-4	1306	.868
	Denis Herron	31	1707	151	1	1	5.31	5-18-5	777	.837
	Nick Ricci	3	147	16	1	0	6.53	1-2-0	60	.789
	Roberto Romano	3	155	18	0	0	6.97	0-3-0	78	.813
1983-84	Denis Herron	38	2027	138	7	1	4.08	8-24-2	1056	.885
	Roberto Romano	18	1020	78	0	1	4.59	6-11-0	552	.876
	Michel Dion	30	1553	138	4	0	5.33	2-19-4	793	.852
	Vince Tremblay	4	240	24	1	0	6.00	0-4-0	117	.830
1984-85	Roberto Romano	31	1629	120	1	1	4.42	9-17-2	870	.879
	Denis Herron	42	2193	169	3	0	4.62	10-22-3	1188	.875
	Michel Dion	10	553	43	1	0	4.67	3-6-0	272	.863
	Brian Ford	8	457	48	0	0	6.30	2-6-0	248	.838
1985-86	Roberto Romano	46	2683	159	6	2	3.56	21-20-3	1229	.885
	Gilles Meloche	34	1989	119	5	0	3.59	13-15-5	880	.881
	Denis Herron	3	180	14	2	0	4.67	0-3-0	76	.844

ALL-TIME GOALTENDING TOTALS

NAME	GP	MIN	GA	ENG	SO	AVG	W-L-T	SAVES	EFF
Roy Edwards	15	847	36	2	0	2.55	2-8-4	355	.908
Hank Bassen	25	1299	62	2	1	2.86	7-10-3	616	.909
Marv Edwards	1	60	3	0	0	3.00	0-1-0	30	.909
Al Smith	91	5027	257	3	4	3.07	24-42-17	2277	.899
Les Binkley	196	11046	574	8	11	3.12	58-94-34	5022	.897
Joe Daley	38	2143	112	4	2	3.14	11-18-6	1094	.907
Jim Rutherford	115	6252	327	6	4	3.14	44-49-14	2915	.899
Gary Inness	100	5366	299	6	2	3.34	39-37-13	2591	.897
Dunc Wilson	66	3807	224	1	5	3.53	23-30-10	1750	.887
Michel Plasse	75	4190	251	1	2	3.59	33-24-14	2013	.889
Gilles Meloche	34	1989	119	5	0	3.59	13-15-5	880	.881
Gary Edwards	6	360	22	0	1	3.67	3-2-1	171	.886
Cam Newton	16	814	51	2	0	3.76	4-7-1	360	.876
Andy Brown	45	2476	156	0	1	3.78	16-20-6	1126	.878
Greg Millen	135	7839	501	10	4	3.83	57-56-18	3482	.874
Denis Herron	290	16104	1040	22	6	3.87	88-133-44	8072	.886
Rob Holland	44	2513	171	4	1	4.08	11-22-9	1060	.861
Roberto Romano	98	5488	375	8	4	4.10	36-51-5	2729	.879
Michel Dion	151	8477	605	22	0	4.28	42-79-20	3998	.855
Nick Ricci	19	1087	79	4	0	4.36	7-12-0	474	.857
Bob Johnson	12	476	40	0	0	5.04	3-4-1	237	.856
Bob Taylor	2	78	7	1	0	5.38	0-1-0	41	.837
Paul Harrison	13	700	64	1	0	5.49	3-7-0	288	.816
Gordie Laxton	17	800	74	2	0	5.55	4-9-1	359	.829
Vincent Tremblay	4	240	24	1	0	6.00	0-4-0	117	.830
Brian Ford	8	457	48	0	0	6.30	2-6-0	248	.838
Paul Hoganson	2	57	7	0	0	7.37	0-1-0	21	.750
Greg Redquest	1	13	3	0	0	13.85	0-0-0	2	.400
TOTAL	1,498	90,005	5,531	114	48	3.76	530-742-226	42,328	.882

PENGUINS ALL-TIME GOALTENDING

	GP	MIN	GA	SO	SAVES	AVG	W-L-T	SVPCT
VS BOSTON								
Brian Ford	2	117	9	0	65	4.62	1-1-0	.878
Gilles Meloche	1	60	3	0	31	3.00	0-1-0	.912
Roberto Romano	3	124	11	0	48	5.32	1-1-0	.814
VS BUFFALO								
Gilles Meloche	2	104	4	0	32	2.31	1-0-1	.889
Roberto Romano	3	141	9	0	74	3.82	1-1-0	.892
VS CALGARY								
Brian Ford	1	60	3	0	28	3.00	1-0-0	.903
Gilles Meloche	1	60	4	0	34	4.00	0-1-0	.895
Roberto Romano	3	185	15	0	102	4.86	1-1-1	.872
VS CHICAGO								
Gilles Meloche	1	60	6	0	26	6.00	0-1-0	.813
Roberto Romano	5	285	13	0	138	2.74	2-2-1	.914
VS DETROIT								
Gilles Meloche	1	60	3	0	24	3.00	1-0-0	.889
Roberto Romano	4	245	20	0	119	4.90	1-2-1	.856
VS EDMONTON								
Gilles Meloche	2	120	8	0	69	4.00	1-1-0	.896
Roberto Romano	3	166	22	0	81	7.95	0-3-0	.786
VS HARTFORD								
Gilles Meloche	1	60	4	0	22	4.00	0-1-0	.846
Roberto Romano	3	180	6	1	107	2.00	2-1-0	.947
VS LOS ANGELES								
Gilles Meloche	2	80	7	0	24	5.25	1-0-0	.774
Roberto Romano	4	227	15	0	99	3.96	1-3-0	.868
VS MINNESOTA								
Gilles Meloche	2	121	5	0	59	2.48	2-0-0	.922
Roberto Romano	5	300	12	1	180	2.40	3-2-0	.938
VS MONTREAL								
Gilles Meloche	3	185	13	0	74	4.33	0-2-1	.851
Roberto Romano	1	35	6	0	16	10.29	0-1-0	.727
VS NEW JERSEY								
Gilles Meloche	4	245	14	0	90	3.43	2-1-1	.865
Roberto Romano	8	462	25	1	199	3.25	4-4-0	.888
VS NY ISLANDERS								
Brian Ford	1	60	4	0	33	4.00	0-1-0	.892
Gilles Meloche	2	125	7	0	59	3.36	0-1-1	.855
Roberto Romano	8	480	42	0	216	5.25	2-6-0	.837

PENGUINS ALL-TIME GOALTENDING

	GP	MIN	GA	SO	SAVES	AVG	W-L-T	SVPCT
VS NY RANGERS								
Brian Ford	1	60	8	0	18	8.00	0-1-0	.692
Gilles Meloche	3	165	10	0	83	3.64	1-1-1	.892
Roberto Romano	9	472	30	1	275	3.73	5-2-0	.902
VS PHILADELPHIA								
Brian Ford	1	40	10	0	30	15.00	0-1-0	.750
Gilles Meloche	2	124	7	0	65	3.39	0-2-0	.903
Roberto Romano	9	505	36	0	263	4.27	1-6-1	.880
VS QUEBEC								
Gilles Meloche	2	120	8	0	63	4.00	1-1-0	.887
Roberto Romano	5	245	25	0	129	6.12	0-3-1	.838
VS ST. LOUIS								
Gilles Meloche	1	60	2	0	32	2.00	1-0-0	.941
Roberto Romano	3	177	12	0	99	4.07	2-1-0	.892
VS TORONTO								
Gilles Meloche	1	60	4	0	26	4.00	1-0-0	.867
Roberto Romano	6	318	13	0	155	2.45	4-2-0	.923
VS VANCOUVER								
Roberto Romano	5	300	16	0	159	3.20	4-1-0	.909
VS WASHINGTON								
Brian Ford	2	120	14	0	74	7.00	0-2-0	.841
Gilles Meloche	3	180	10	0	67	3.33	1-2-0	.870
Roberto Romano	6	340	27	0	141	4.76	0-6-0	.839
VS WINNIPEG								
Roberto Romano	5	300	20	0	129	4.00	2-3-0	.866
(All records with Pittsburgh only)								
TOTAL	GP	MIN	GA	SO	SAVES	AVG	W-L-T	SVPCT
Gilles Meloche (Home)	13	757	44	0	300	3.49	4-5-3	.872
Gilles Meloche (Away)	21	1232	75	0	580	3.65	9-10-2	.885
GILLES MELOCHE (TOTAL)	34	1989	119	0	880	3.59	13-15-5	.881
Roberto Romano (Home)	52	2906	174	3	1365	3.59	25-22-2	.887
Roberto Romano (Away)	46	2581	201	1	1364	4.67	11-29-3	.872
ROBERTO ROMANO (TOTAL)	98	5487	375	4	2729	4.10	36-51-5	.879
Brian Ford (Home)	3	176	15	0	72	5.11	1-2-0	.828
Brian Ford (Away)	5	281	33	0	176	7.04	1-4-0	.842
BRIAN FORD (TOTAL)	8	457	48	0	248	6.30	2-6-0	.838

ALL TIME LEADERS

GAMES PLAYED		GOALS	
1. Jean Pronovost	753	1. Jean Pronovost	316
2. Rick Kehoe	722	2. Rick Kehoe	312
3. Ron Stackhouse	621	3. MIKE BULLARD	184
4. Ron Schock	619	4. Syl Apps	151
5. Dave Burrows	573	5. Greg Malone	143
6. Syl Apps	495	6. Lowell MacDonald	140
7. Greg Malone	495	7. Ron Schock	124
8. Peter Lee	431	8. Doug Shedden	123
9. Randy Carlyle	397	9. Pierre Larouche	119
10. Ken Schinkel	371	10. Peter Lee	114
11. MIKE BULLARD	368	11. Paul Gardner	98
12. Russ Anderson	353	12. Ken Schinkel	93
13. Val Fonteyne	349	13. MARIO LEMIEUX	91
14. Bryan Hextall	335	14. George Ferguson	89
15. Doug Shedden	332	15. Greg Polis	88
16. Lowell MacDonald	328	16. Keith McCreary	82
17. George Ferguson	310	17. Rod Schutt	76
18. Nick Harbaruk	308	18. Bryan Hextall	71
19. Bryan Watson	304	19. Bob Kelly	69
20. Keith McCreary	292	20. Wayne Bianchin	68
		21. Ron Stackhouse	66
		22. Randy Carlyle	66

ASSISTS		POINTS	
1. Syl Apps	349	1. Rick Kehoe	636
2. Rick Kehoe	324	2. Jean Pronovost	603
3. Jean Pronovost	287	3. Syl Apps	500
4. Ron Schock	280	4. Ron Schock	404
5. Ron Stackhouse	277	5. Greg Malone	364
6. Randy Carlyle	257	6. MIKE BULLARD	349
7. Greg Malone	221	7. Ron Stackhouse	343
8. Lowell MacDonald	166	8. Randy Carlyle	323
9. MIKE BULLARD	165	9. Lowell MacDonald	306
10. Doug Shedden	159	10. Doug Shedden	282
11. MARIO LEMIEUX	150	11. Pierre Larouche	253
12. Ken Schinkel	143	12. Peter Lee	245
13. Pierre Larouche	134	13. MARIO LEMIEUX	241
14. Peter Lee	131	14. Ken Schinkel	236
15. Bryan Hextall	115	15. Paul Gardner	203
16. Pat Boutette	109	16. George Ferguson	195
17. Dave Burrows	108	17. Bryan Hextall	186
18. George Ferguson	106	18. Pat Boutette	174
19. Paul Gardner	105	19. Rod Schutt	168
20. Rod Schutt	92	20. Greg Polis	158
21. MOE MANTHA	92	21. Bob Kelly	154
		22. Keith McCreary	141
		23. Vic Hadfield	140
		24. Dave Burrows	132
		25. Al McDonough	130

PENALTY MINUTES			
1. Bryan Watson	871	13. Bob Kelly	462
2. Paul Baxter	851	14. Pat Price	459
3. Gary Rissling	832	15. MIKE BULLARD	371
4. Russ Anderson	684	16. Steve Durbano	309
5. Randy Carlyle	582	17. Jean Pronovost	306
6. Pat Boutette	548	18. Dave Burrows	301
7. Ron Stackhouse	547	19. DAVE HANNAN	294
8. Dave Schultz	535	20. Nick Harbaruk	257
9. Colin Campbell	517	21. Peter Lee	257
10. ROD BUSKAS	512		
11. Bryan Hextall	498		
12. Greg Malone	496		

GOAL LEADERS

1985-86	Mario Lemieux	48
	Mike Bullard	41
	Doug Shedden	32
1984-85	Mario Lemieux	43
	Warren Young	40
	Doug Shedden	35
1983-84	Mike Bullard	51
	Ron Flockhart	27
	Mark Taylor	24
1982-83	Rick Kehoe	29
	Paul Gardner	28
	Pat Boutette	27
1981-82	Mike Bullard	37
	Paul Gardner	36
	Rick Kehoe	33
1980-81	Rick Kehoe	55 **
	Paul Gardner	34
	Peter Lee	30
1979-80	Rick Kehoe	30
	George Ferguson	21
	Greg Malone	19
	Gary McAdam	19
1978-79	Greg Malone	35
	Peter Lee	32
	Rick Kehoe	27
1977-78	Jean Pronovost	40
	Rick Kehoe	29
	Pete Mahovlich	25
1976-77	Jean Pronovost	33
	Rick Kehoe	30
	Pierre Larouche	29
1975-76	Pierre Larouche	53
	Jean Pronovost	52
	Syl Apps	32
1974-75	Jean Pronovost	43
	Rick Kehoe	32
	Vic Hadfield	31
	Pierre Larouche	31
1973-74	Lowell MacDonald	43
	Jean Pronovost	40
	Syl Apps	24
1972-73	Al McDonough	35
	Lowell MacDonald	34
	Syl Apps	29
1971-72	Jean Pronovost	30
	Greg Polis	30
	Bryan Hextall	20
1970-71	Jean Pronovost	21
	Dean Prentice	21
	Keith McCreary	21
1969-70	Dean Prentice	26
	Ken Schinkel	20
	Jean Pronovost	20
1968-69	Keith McCreary	25
	Ken Schinkel	18
	Lou Angotti	17
1967-68	Ab McDonald	22
	Andy Bathgate	20
	Gene Ubriaco	18

ASSISTS LEADERS

MARIO LEMIEUX	93 **
Moe Mantha	52
Mike Bullard	42
Mario Lemieux	57
John Chabot	45
Moe Mantha	40
Mike Bullard	41
Doug Shedden	35
Mark Taylor	31
Greg Malone	44
Doug Shedden	43
Randy Carlyle	41
Randy Carlyle	64
Rick Kehoe	52
Pat Boutette	51
Randy Carlyle	67
Mario Faubert	44
Paul Gardner	40
Greg Malone	32
Rick Kehoe	30
Orest Kindrachuk	29
Peter Lee	29
Orest Kindrachuk	42
Pete Mahovlich	39
Randy Carlyle	34
Greg Malone	43
Tom Edur	38
Gene Carr	37
Syl Apps	43
Pierre Larouche	34
Ron Stackhouse	34
Syl Apps	67
Ron Stackhouse	60
Pierre Larouche	58
Ron Schock	63
Syl Apps	55
Ron Stackhouse	45
Syl Apps	61
Lowell MacDonald	39
Jean Pronovost	32
Syl Apps	56
Al McDonough	41
Lowell MacDonald	41
Syl Apps	44
Ken Schinkel	30
Ron Schock	29
Bryan Hextall	32
Wally Boyer	30
Andy Bathgate	29
Michel Briere	32
Dean Prentice	25
Ken Schinkel	25
Bob Woytowich	25
Charlie Burns	38
Ken Schinkel	34
Jean Pronovost	25
Andy Bathgate	39
Val Fonteyne	28
Noel Price	27

POINT LEADERS			PEN MIN LEADERS		
1985-86	MARIO LEMIEUX	141 **	Dan Frawley	174	
	Mike Bullard	83	Terry Ruskowski	162	
	Moe Mantha	67	Rob Buskas	159	
1984-85	Mario Lemieux	100	Gary Rissling	209	
	Warren Young	72	Rod Buskas	191	
	Doug Shedden	67	Warren Young	176	
1983-84	Mike Bullard	92	Gary Rissling	297	
	Doug Shedden	57	Marty McSorley	224	
	Mark Taylor	55	Pat Boutette	140	
1982-83	Doug Shedden	67	Paul Baxter	238	
	Rick Kehoe	65	Pat Boutette	152	
	Greg Malone	61	Gary Rissling	128	
1981-82	Rick Kehoe	85	Paul Baxter	409 **	
	Randy Carlyle	75	Pat Price	322	
	Pat Boutette	74	Pat Boutette	230	
1980-81	Rick Kehoe	88	Paul Baxter	204	
	Randy Carlyle	83	Pat Hughes	161	
	Paul Gardner	74	Gary Rissling	143	
1979-80	Rick Kehoe	60	Kim Clackson	166	
	Greg Malone	51	Russ Anderson	150	
	George Ferguson	49	Mario Faubert	83	
1978-79	Greg Malone	65	Dave Schultz	157	
	Orest Kindrachuk	60	Colin Campbell	137	
	Peter Lee	58	Russ Anderson	93	
1977-78	Jean Pronovost	65	Dave Schultz	378	
	Pete Mahovich	61	Russ Anderson	150	
	Greg Malone	61	Colin Campbell	103	
1976-77	Jean Pronovost	64	Bob Kelly	115	
	Pierre Larouche	63	Russ Anderson	81	
	Syl Apps	61	Ron Stackhouse	72	
1975-76	Pierre Larouche	111	Steve Durban	161	
	Jean Pronovost	104	Bob Kelly	149	
	Syl Apps	99	Barry Wilkins	106	
1974-75	Ron Schock	86	Colin Campbell	172	
	Syl Apps	79	Bob Kelly	120	
	Jean Pronovost	75	Bob Paradise	109	
1973-74	Syl Apps	85	Steve Durban	138	
	Lowell MacDonald	82	Bryan Watson	137	
	Jean Pronovost	72	Bob Kelly	78	
1972-73	Syl Apps	85	Bryan Watson	179	
	Al McDonough	76	Bryan Hextall	113	
	Lowell MacDonald	75	Darryl Edestrand	88	
1971-72	Syl Apps	59	Bryan Watson	212	
	Jean Pronovost	53	Bryan Hextall	126	
	Greg Polis	49	Syl Apps	78	
1970-71	Bryan Hextall	48	Bryan Hextall	133	
	Jean Pronovost	45	Bryan Watson	119	
	Andy Bathgate	44	Nick Harbaruk	108	
1969-70	Dean Prentice	51	Bryan Watson	189	
	Ken Schinkel	45	Tracy Pratt	124	
	Michel Briere	44	Glen Sather	114	
1968-69	Ken Schinkel	52	Dunc McCallum	81	
	Charlie Burns	51	Bob Woytowich	64	
	Keith McCreary	48	Noel Price	61	
1967-68	Andy Bathgate	59	Leo Boivin	74	
	Lowell MacDonald	43	Al MacNeil	58	
	Ken Schinkel	39	Andy Bathgate	55	

	POWER PLAY GOALS		POWER PLAY ASSISTS		POWER PLAY POINTS	
1985-86	Doug Shedden	19	Mario Lemieux	45 **	Mario Lemieux	62 **
	Mario Lemieux	17	Moe Mantha	30	Moe Mantha	41
	Mike Bullard	16				
1984-85	Mike Bullard	14	Mario Lemieux	22	Mario Lemieux	33
	Doug Shedden	12	Moe Mantha	16	Doug Shedden	25
	Mario Lemieux	11	John Chabot	13	Mike Bullard	24
			Doug Shedden	13		
1983-84	Mike Bullard	15	Randy Carlyle	19	Mike Bullard	31
	Pat Boutette	10	Mike Bullard	16	Mark Taylor	19
					Rick Kehoe	19
1982-83	Paul Gardner	20	Rick Kehoe	23	Rick Kehoe	38
	Rick Kehoe	15	Doug Shedden	17	Paul Gardner	37
	Pat Boutette	13	Paul Gardner	17	Pat Boutette	29
			Greg Hotham	17		
1981-82	Paul Gardner	21 **	Randy Carlyle	33	Rick Kehoe	50
	Rick Kehoe	17	Rick Kehoe	33	Pat Boutette	41
	Pat Boutette	14	Pat Boutette	27	Randy Carlyle	40
					Paul Gardner	39
1980-81	Rick Kehoe	20	Randy Carlyle	39	Randy Carlyle	46
	Paul Gardner	18	Mario Faubert	23	Rick Kehoe	39
	Rod Schutt	11	Rick Kehoe	19	Paul Gardner	35
1979-80	Rick Kehoe	7	Randy Carlyle	15	Randy Carlyle	18
1978-79	Peter Lee	10	Randy Carlyle	16	Randy Carlyle	19
1977-78	Jean Pronovost	12	Gene Carr	20	Gene Carr	24
1976-77	Pierre Larouche	8	Syl Apps	13	Pierre Larouche	17
1975-76	Pierre Larouche	18	Jean Pronovost	24	Jean Pronovost	37
	Jean Pronovost	13	Ron Stackhouse	22	Pierre Larouche	32
	Lowell MacDonald	12	Vic Hadfield	20		
1974-75	Jean Pronovost	11	Ron Stackhouse	22	Ron Stackhouse	28
			Vic Hadfield	18	Vic Hadfield	25
1973-74	Lowell MacDonald	9	Syl Apps	16	Syl Apps	23
					Lowell MacDonald	23
1972-73	Greg Polis	8	Al McDonough	15	Al McDonough	22
	Eddie Shack	8				
1971-72	Greg Polis	8	Syl Apps	11	Syl Apps	14
1970-71	Andy Bathgate	7	Duane Rupp	19	Bryan Hextall	20
	Ron Schock	7	Duane Rupp	20		
1969-70	Dean Prentice	12	Bob Woytowich	15	Bob Woytowich	20
1968-69	Ken Schinkel	8	Ken Schinkel	11	Ken Schinkel	19
	Keith McCreary	8				
1967-68	Ab McDonald	6	Andy Bathgate	14	Andy Bathgate	16

PITTSBURGH PENGUINS TEAM CAPTAINS			
1967-68	Ab McDonald	1977-78	Jean Pronovost
1968-69	None	1978-79	Orest Kindrachuk
1969-70	None	1979-80	Orest Kindrachuk
1970-71	None	1980-81	Orest Kindrachuk
1971-72	None	1981-82	Randy Carlyle
1972-73	None	1982-83	Randy Carlyle
1973-74	Ron Schock	1983-84	Randy Carlyle
1974-75	Ron Schock	1984-85	Mike Bullard
1975-76	Ron Schock	1985-86	Mike Bullard
1976-77	Ron Schock		

BEST SEASONS

GOALS - ONE SEASON

- 55 - Rick Kehoe (1980-81)
- 53 - Pierre Larouche (1975-76)
- 52 - Jean Pronovost (1975-76)
- 51 - Mike Bullard (1983-84)

- 48 - Mario Lemieux (1985-86)
- 43 - Lowell MacDonald (1973-74)
- 43 - Jean Pronovost (1974-75)
- 43 - Mario Lemieux (1984-85)
- 41 - Mike Bullard (1985-86)
- 40 - Jean Pronovost (1973-74)
- 40 - Jean Pronovost (1977-78)
- 40 - Warren Young (1984-85)

POINTS - ONE SEASON

- 141 - Mario Lemieux (1985-86)
- 111 - Pierre Larouche (1975-76)
- 104 - Jean Pronovost (1975-76)
- 100 - Mario Lemieux (1984-85)

- 99 - Syl Apps (1975-76)
- 92 - Mike Bullard (1983-84)

- 88 - Rick Kehoe (1980-81)
- 86 - Ron Schock (1974-75)
- 85 - Syl Apps (1972-73)
- 85 - Syl Apps (1973-74)
- 85 - Rick Kehoe (1981-82)
- 83 - Randy Carlyle (1980-81)
- 83 - Mike Bullard (1985-86)
- 82 - Lowell MacDonald (1973-74)

POWER PLAY GOALS - ONE SEASON

- 21 - Paul Gardner (1981-82)
- 20 - Rick Kehoe (1980-81)
- 20 - Paul Gardner (1982-83)
- 19 - Doug Shedden (1985-86)
- 18 - Pierre Larouche (1975-76)
- 17 - Rick Kehoe (1981-82)
- 17 - Mario Lemieux (1985-86)
- 16 - Mike Bullard (1985-86)
- 15 - Rick Kehoe (1982-83)
- 15 - Mike Bullard (1983-84)

POWER PLAY POINTS - ONE SEASON

- 62 - Mario Lemieux (1985-86)
- 50 - Rick Kehoe (1981-82)
- 46 - Randy Carlyle (1981-82)
- 41 - Pat Boutette (1981-82)
- 41 - Moe Mantha (1985-86)
- 40 - Randy Carlyle (1981-82)
- 39 - Rick Kehoe (1980-81)
- 39 - Paul Gardner (1981-82)

ASSISTS - ONE SEASON

- 93 - Mario Lemieux (1985-86)

- 67 - Syl Apps (1975-76)
- 67 - Randy Carlyle (1980-81)
- 64 - Randy Carlyle (1981-82)
- 63 - Ron Schock (1974-75)
- 61 - Syl Apps (1973-74)
- 60 - Ron Stackhouse (1975-76)

- 58 - Pierre Larouche (1975-76)
- 57 - Mario Lemieux (1984-85)
- 56 - Syl Apps (1972-73)
- 55 - Syl Apps (1974-75)

PEN MIN - ONE SEASON

- 409 - Paul Baxter (1981-82)
- 378 - Dave Schultz (1977-78)
- 322 - Pat Price (1981-82)

- 297 - Gary Rissling (1983-84)
- 238 - Paul Baxter (1982-83)
- 230 - Pat Boutette (1981-82)
- 224 - Marty McSorley (1983-84)
- 212 - Bryan Watson (1971-72)
- 209 - Gary Rissling (1984-85)
- 204 - Paul Baxter (1980-81)

- 191 - Rod Buskas (1984-85)
- 189 - Bryan Watson (1969-70)
- 179 - Bryan Watson (1972-73)

POWER PLAY ASSISTS - ONE SEASON

- 45 - Mario Lemieux (1985-86)
- 39 - Randy Carlyle (1980-81)
- 33 - Randy Carlyle (1981-82)
- 33 - Rick Kehoe (1981-82)
- 30 - Moe Mantha (1985-86)
- 27 - Pat Boutette (1981-82)
- 24 - Jean Pronovost (1975-76)
- 23 - Mario Faubert (1980-81)
- 23 - Rick Kehoe (1982-83)

SHOTS ON GOAL - ONE SEASON

- 319 - Pierre Larouche (1975-76)
- 299 - Jean Pronovost (1975-76)
- 299 - Rick Kehoe (1980-81)
- 293 - Andy Bathgate (1967-68)
- 284 - Al McDonough (1972-73)
- 276 - Mario Lemieux (1985-86)
- 275 - Jean Pronovost (1974-75)

THE LAST TIME

PENGUINS HAD A SHUTOUT:

- HOME — February 8, 1986 vs New Jersey — Roberto Romano — (4-0) (27 saves)
- AWAY — December 2, 1985 at NY Rangers — Roberto Romano — (6-0) (40 saves)

PENGUINS WERE SHUTOUT:

- HOME — February 2, 1985 vs NY Islanders — Kelly Hrudey — (4-0) (26 saves)
- AWAY — January 9, 1986 at NY Islanders — Kelly Hrudey — (9-0) (27 saves)

PENGUINS PLAYED OVERTIME GAME:

- HOME — April 5, 1986 vs Philadelphia (4-3 loss)
- AWAY — April 6, 1986 at NY Rangers (5-4 win)

PENGUINS WON IN OVERTIME:

- HOME — February 24, 1986 vs Los Angeles (6-5) (Doug Shedden)
- AWAY — April 6, 1986 at NY Rangers (5-4) (Mario Lemieux)

PENGUINS LOST IN OVERTIME:

- HOME — April 5, 1986 vs Philadelphia (4-3) (Ilkka Sinisalo)
- AWAY — December 22, 1985 at Philadelphia (3-2) (Murray Craven)

PENGUIN PLAYER HAD A HAT TRICK:

- HOME — Doug Shedden, February 15, 1986 vs Vancouver (Richard Brodeur)
- AWAY — Mike Bullard, February 21, 1986 at Detroit (Stefan-1/LaForest -2)

OPPOSING PLAYER HAD A HAT TRICK:

- HOME — Peter Sundstrom (NY Rangers), February 22, 1985 (Brian Ford)
- AWAY — Troy Murray (Chicago), January 1, 1986 (Gilles Meloche - 2 & ENG)
- Al Secord (Chicago), January 1, 1986 (Giles Meloche)

PENGUIN PLAYER HAD A PENALTY SHOT:

- HOME — Andy Brickley, November 29, 1984 vs Murray Bannerman (Chicago) NO
- AWAY — Mario Lemieux, December 29, 1984 vs Mario Gosselin (Quebec) GOAL
- Warren Young, January 2, 1985 vs Tim Bernhardt (Toronto) GOAL

OPPOSING PLAYER HAD A PENALTY SHOT:

- HOME — Orest Kindrachuk (Philadelphia), October 15, 1977 vs Dunc Wilson NO
- AWAY — Michel Goulet (Quebec), December 29, 1984 vs Denis Herron NO

PENGUIN PLAYER HAD A FIVE-POINT GAME:

- HOME — Mario Lemieux, November 22, 1985 vs Winnipeg (1 goal & 4 assists)
- AWAY — Mario Lemieux, December 31, 1985 at St. Louis (4 goals & 2 assists)

OPPOSING PLAYER HAD A FIVE-POINT GAME:

- HOME — Jorgen Pettersson (St. Louis), November 8, 1984 (3g-2a)
- AWAY — Michel Goulet (Quebec), December 29, 1984 (3g-2a)

PENGUIN PLAYER HAD A FOUR-GOAL GAME:

- HOME — Mike Bullard, December 4, 1984 vs St. Louis
- AWAY — Mario Lemieux, December 31, 1985 at St. Louis

OPPOSING PLAYER HAD A FOUR-GOAL GAME:

- HOME — Wayne Gretzky (Edmonton), February 22, 1984
- AWAY — Mike Bossy (NY Islanders), January 13, 1981

PENGUINS HAD 50+ SHOTS IN A GAME:

- HOME — January 17, 1981 vs Los Angeles (52)
- AWAY — February 25, 1979 at Chicago (49)

OPPONENTS HAD 50+ SHOTS IN A GAME:

- HOME — October 23, 1982 vs Philadelphia (50 vs Michel Dion)
- AWAY — February 17, 1984 at Vancouver (50 vs Roberto Romano)

PENGUINS HAD 20+ SHOTS IN A PERIOD:

- HOME — January 6, 1986 vs New Jersey (21 vs Craig Billington)
- AWAY — February 1, 1986 at New York Islanders (20 vs Kelly Hrudey)

OPPONENTS HAD 20+ SHOTS IN A PERIOD:

- HOME — November 30, 1985 vs NY Rangers (20 vs Roberto Romano)
- AWAY — December 31, 1985 at St. Louis (21 vs Roberto Romano)

PENGUINS HAD 40+ SAVES IN A GAME:

- HOME — January 12, 1985 vs Edmonton (45 by Denis Herron)
- January 30, 1985 vs Toronto (40 by Herron and Romano)
- AWAY — December 2, 1985 at New York Rangers (40 by Roberto Romano)

OPPONENT HAD 40+ SAVES IN A GAME:

- HOME — October 12, 1985 vs Philadelphia (42 by Bob Froese)
- AWAY — February 1, 1986 at New York Islanders (41 by Kelly Hrudey)

COACHES & RECORDS

YEAR-NAME	GP	W	L	T	PTS	GF	GA	PCT.
1967-68 Red Sullivan	74	27	34	13	67	195	216	.453
(Home)	37	15	12	10	40	115	101	.541
(Away)	37	12	22	3	27	80	115	.365
Fifth in Western Division - Did not make playoffs - 10th of 12 teams.								
1968-69 Red Sullivan	76	20	45	11	51	189	252	.336
(Home)	38	12	20	6	30	99	113	.395
(Away)	38	8	25	5	21	90	139	.276
Fifth in Western Division - Did not make playoffs - 11th of 12 teams.								
1969-70 Red Kelly	76	26	38	12	64	182	238	.421
(Home)	38	17	13	8	42	105	108	.553
(Away)	38	9	25	4	22	77	130	.289
Second in Western Division - 7th of 12 teams; Eliminated Oakland Seals 4-0 in Quarter-finals; Lost to St. Louis Blues 4-2 in Semi-finals.								
1970-71 Red Kelly	78	21	37	20	62	221	240	.397
(Home)	39	18	12	9	45	126	92	.576
(Away)	39	3	25	11	17	95	148	.218
Sixth in Western Division - Did not make playoffs - 11th of 14 teams.								
1971-72 Red Kelly	78	26	38	14	66	220	258	.423
(Home)	39	18	15	6	42	132	125	.538
(Away)	39	8	23	8	24	88	133	.308
Fourth in Western Division - 9th of 14 teams; Lost to Chicago Black Hawks 4-0 in Quarter-finals.								
1972-73 TOTAL	78	32	37	9	73	257	265	.468
Red Kelly	42	17	19	6	40	144	137	.476
(Home)	20	12	6	2	26	84	56	.650
(Away)	22	5	13	4	14	60	81	.318
Ken Schinkel	36	15	18	3	33	113	128	.458
(Home)	19	12	5	2	26	66	48	.684
(Away)	17	3	13	1	7	47	80	.206
Ken Schinkel replaced Red Kelly on January 13, 1973.								
Fifth in Western Division - Did not make playoffs - 10th of 16 teams.								
1973-74 TOTAL	78	28	41	9	65	242	273	.417
Ken Schinkel	50	14	31	5	33	138	185	.330
(Home)	26	7	16	3	17	69	87	.327
(Away)	24	7	15	2	16	69	98	.333
Marc Boileau	28	14	10	4	32	104	88	.571
(Home)	13	8	2	3	19	55	29	.731
(Away)	15	6	8	1	13	49	59	.433
Marc Boileau replaced Ken Schinkel on February 6, 1974.								
Fifth in Western Division - Did not make playoffs - 11th of 16 teams.								
1974-75 Marc Boileau	80	37	28	15	89	326	289	.556
(Home)	40	25	5	10	60	192	113	.750
(Away)	40	12	23	5	29	134	176	.363
Third in Norris Division - 6th of 18 teams; Eliminated St. Louis 2-0 in Preliminary Round; Lost to New York Islanders 4-3 in Quarter-finals.								
1975-76 TOTAL	80	35	33	12	82	339	303	.513
Marc Boileau	43	15	23	5	35	161	181	.407
(Home)	18	9	6	3	21	83	74	.583
(Away)	25	6	17	2	14	78	107	.280
Ken Schinkel	37	20	10	7	47	178	122	.635
(Home)	22	14	5	3	31	113	63	.765
(Away)	15	6	5	4	16	65	59	.533
Ken Schinkel replaced Marc Boileau on January 17, 1976.								
Third in Norris Division - 8th of 18 teams; Lost to Toronto Maple Leafs 2-1 in Preliminary Round								

COACHES & RECORDS

YEAR-NAME	GP	W	L	T	PTS	GF	GA	PCT.
1976-77 Ken Schinkel	80	34	33	13	81	240	252	.506
(Home)	40	22	12	6	50	139	119	.625
(Away)	40	12	21	7	31	101	133	.386
Third in Norris Division - 7th of 18 teams; Lost to Toronto Maple Leafs 2-1 in Preliminary Round.								
1977-78 Johnny Wilson	80	25	37	18	68	254	321	.425
(Home)	40	16	15	9	41	143	147	.513
(Away)	40	9	22	9	27	111	174	.338
Fourth in Norris Division - Did not make playoffs - 12th of 18 teams.								
1978-79 Johnny Wilson	80	36	31	13	85	281	279	.531
(Home)	40	23	12	5	51	152	120	.638
(Away)	40	13	19	8	34	129	159	.425
Second in Norris Division - 8th of 18 teams; Eliminated Buffalo Sabres 2-1 in Preliminary Round; Lost to Boston Bruins 4-0 in Quarter-finals.								
1979-80 Johnny Wilson	80	30	37	13	73	251	303	.456
(Home)	40	20	13	7	47	145	134	.588
(Away)	40	10	24	6	26	106	169	.325
Third in Norris Division - 13th of 21 teams; Lost to Boston Bruins 3-2 in Preliminary Round.								
1980-81 Eddie Johnston	80	30	37	13	73	302	345	.456
(Home)	40	21	16	3	45	160	154	.563
(Away)	40	9	21	10	28	142	191	.350
Third in Norris Division - 15th of 21 teams; Lost to St. Louis Blues 3-2 in Preliminary Round.								
1981-82 Eddie Johnston	80	31	36	13	75	310	337	.469
(Home)	40	21	11	8	50	167	143	.625
(Away)	40	10	25	5	25	143	194	.313
Fourth in Patrick Division - 12th of 21 teams; Lost to New York Islanders 3-2 in Preliminary Round								
1982-83 Eddie Johnston	80	18	53	9	45	257	394	.563
(Home)	40	14	22	4	32	134	170	.400
(Away)	40	4	31	5	13	123	224	.163
Sixth in Patrick Division - Did not make playoffs - 21st of 21 teams.								
1983-84 Lou Angotti	80	16	58	6	38	254	390	.238
(Home)	40	7	29	4	18	132	182	.225
(Away)	40	9	29	2	20	122	208	.250
Sixth in Patrick Division - Did not make playoffs - 21st of 21 teams.								
1984-85 Bob Berry	80	24	51	5	53	276	385	.331
(Home)	40	17	20	3	37	150	171	.463
(Away)	40	7	31	2	16	126	214	.200
Sixth in Patrick Division - Did not make playoffs - 20th of 21 teams.								
1985-86 Bob Berry	80	34	38	8	76	313	305	.475
(Home)	40	20	15	5	45	155	133	.563
(Away)	40	14	23	3	31	158	172	.388
Fifth in Patrick Division - Did not make playoffs - 15th of 21 teams.								
TOTALS								
NAME	GP	W	L	T	PTS	GF	GA	PCT.
Marc Boileau	151	66	61	24	156	591	558	.517
Ken Schinkel	203	83	92	28	194	669	687	.478
Johnny Wilson	240	91	105	44	226	786	903	.471
Red Kelly	274	90	132	52	232	767	873	.423
BOB BERRY	160	58	89	13	129	589	690	.403
Eddie Johnston	240	79	126	35	193	869	1076	.402
Red Sullivan	150	47	79	24	118	384	468	.393
Lou Angotti	80	16	58	6	38	254	390	.238
TOTAL	1498	530	742	226	1286	4909	5645	.429
Home	749	348	282	119	815	2716	2482	.544
Away	749	182	460	107	471	2193	3163	.314

PITTSBURGH PENGUINS TEAM RECORDS SEASON

POINTS

Most Overall:	89 (1974-75) (37 wins & 15 ties)
Most Home:	60 (1974-75) (25 wins & 10 ties)
Most Away:	34 (1978-79) (13 wins & 8 ties)
Fewest Overall:	38 (1983-84) (16 wins & 6 ties)
Fewest Home:	18 (1983-84) (7 wins & 4 ties)
Fewest Away:	13 (1982-83) (4 wins & 5 ties)

WINS

Most Overall:	37 (1974-75)
Most Home:	25 (1974-75)
Most Away:	14 (1985-86)
Fewest Overall:	16 (1983-84)
Fewest Home:	7 (1983-84)
Fewest Away:	3 (1970-71)

LOSSES

Most Overall:	58 (1983-84)
Most Home:	29 (1983-84)
Most Away:	31 (1982-83)
Fewest Overall:	28 (1974-75)
Fewest Home:	5 (1974-75)
Fewest Away:	19 (1978-79)

TIES

Most Overall:	20 (1970-71)
Most Home:	10 (1967-68) & (1974-75)
Most Away:	11 (1970-71)
Fewest Overall:	9 (1972-73) & (1973-74)
Fewest Home:	3 (1980-81)
Fewest Away:	3 (1967-68) & (1973-74)

GOALS

Most For Overall:	339 (1975-76)
Most For Home:	196 (1975-76)
Most For Away:	158 (1985-86)
Fewest For Overall:	182 (1969-70)
Fewest For Home:	99 (1968-69)
Fewest For Away:	77 (1969-70)
Most Against Overall:	394 (1982-83)
Most Against Home:	182 (1983-84)
Most Against Away:	224 (1982-83)
Fewest Against Overall:	216 (1967-68)
Fewest Against Home:	92 (1970-71)
Fewest Against Away:	115 (1967-68)

ASSISTS

Most For:	567 (1975-76)
Fewest For:	294 (1969-70)
Most Against:	665 (1982-83)
Fewest Against:	338 (1967-68)

POINTS

Most For:	906 (1975-76)
Fewest For:	476 (1969-70)
Most Against:	1049 (1982-83)
Fewest Against:	554 (1967-68)

PENALTIES

Most For:	710 (1981-82)
Fewest For:	248 (1967-68)
Most Against:	722 (1981-82)
Fewest Against:	330 (1967-68)

PENALTY MINUTES

Most For:	2212 (1981-82)
Fewest For:	554 (1967-68)
Most Against:	2395 (1981-82)
Fewest Against:	750 (1967-68)

MINORS

Most For:	561 (1981-82)
Fewest For:	237 (1967-68)
Most Against:	550 (1981-82)
Fewest Against:	315 (1967-68)

MAJORS

Most For:	83 (1983-84)
Fewest For:	1 (1967-68)
Most Against:	88 (1983-84)
Fewest Against:	6 (1967-68)

MISCONDUCTS

Most For:	69 (1981-82)
Fewest For:	1 (1968-69)
Most Against:	87 (1981-82)
Fewest Against:	7 (1976-77)

SHOTS ON GOAL

Most For:	2761 (1974-75)
Fewest For:	2231 (1968-69)
Most Against:	2908 (1983-84)
Fewest Against:	2236 (1969-70)

POWER PLAY CHANCES

Most For:	425 (1985-86)
Fewest For:	262 (1977-78) & (1979-80)
Most Against:	401 (1982-83)
Fewest Against:	193 (1967-68)

POWER PLAY GOALS

Most For:	99 (1981-82)
Fewest For:	37 (1967-68)
Most Against:	110 (1982-83)
Fewest Against:	31 (1967-68)

POWER PLAY %

Highest For:	24.7 (1981-82)
Lowest For:	13.6 (1967-68)
Highest Against:	27.4 (1982-83)
Lowest Against:	16.1 (1967-68)

SHORTHANDED GOALS

Most For:	13 (1974-75)
Fewest For:	2 (1967-68) & (1968-69)
Most Against:	21 (1984-85)
Fewest Against:	4 (1973-74) (1978-79) & (1979-80)

GAME RECORDS

GOALS

Most For, Home Game:	12	vs Washington (March 15, 1975)
Most For, Away Game:	9	at California (December 17, 1975)
	9	at Vancouver (March 13, 1979)
Most Against, Home Game:	10	vs Edmonton (February 19, 1983)
Most Against, Away Game:	13	at Philadelphia (March 22, 1984)
Most For, Two Games:	18	(March 15 to March 16, 1975)
Most For, Three Games:	23	(February 17 to February 21, 1976)
Most For, Four Games:	29	(February 15 to February 21, 1976)
Most For, Five Games:	34	(February 12 to February 21, 1986)
	33	(February 14 to February 21, 1976)
Most Against, Two Games:	19	(March 22 to March 24, 1984)
Most Against, Three Games:	23	(January 31 to February 6, 1982)
	23	(January 12 to January 15, 1983)
	23	(March 22 to March 25, 1984)
	23	(March 9 to March 13, 1985)
Most Against, Four Games:	28	(December 19 to December 26, 1980)
	28	(January 31 to February 7, 1982)
	28	(January 22 to January 28, 1983)
	28	(March 22 to March 28, 1984)
	28	(March 7 to March 13, 1985)
Most Against, Five Games:	34	(January 7 to January 15, 1983)
	34	(February 22 to March 1, 1984)
	34	(March 22 to March 29, 1984)
	34	(March 3 to March 10, 1985)
	34	(March 5 to March 13, 1985)
Most Against, Six Games:	41	(March 3 to March 13, 1985)
Fewest For, Two Games:	0	(January 14 to January 17, 1970)
	0	(February 20 to February 23, 1972)
	0	(March 3 to March 4, 1973)
	0	(February 2 to February 7, 1980)
Fewest For, Three Games:	1	(October 31 to November 4, 1973)
Fewest For, Four Games:	2	(October 31 to November 7, 1973)
Fewest For, Five Games:	5	(Four times)
Fewest Against, Two Games:	1	(Eleven times)
Fewest Against, Three Games:	1	(February 20 to February 24, 1973)
Fewest Against, Four Games:	3	(February 20 to February 25, 1973)
Fewest Against, Five Games:	5	(February 20 to February 28, 1973)
Most For, Both Teams, Home:	17	(February 19, 1983 vs Edmonton)
		(Edmonton 10, Pittsburgh 7)
Most For, Both Teams, Away:	17	(March 22, 1984 at Philadelphia)
		(Philadelphia 13, Pittsburgh 4)
ASSISTS		
Most For, Home Game:	20	vs Washington (March 15, 1975)
Most For, Away Game:	14	at Vancouver (March 16, 1974)
	14	at Hartford (December 26, 1980)
Most Against, Home Game:	15	vs Minnesota (February 3, 1980)
	15	vs Edmonton (February 19, 1983)
Most Against, Away Game:	22	at Philadelphia (March 22, 1984)
Most For, Both Teams, Home:	28	vs Edmonton (February 19, 1983)
Most For, Both Teams, Away:	29	at Hartford (December 26, 1980)

GAME RECORDS

POINTS

Most For, Home Game:	32	vs Washington (March 15, 1975)
Most For, Away Game:	22	at Vancouver (March 16, 1974)
	22	at Vancouver (March 13, 1979)
Most Against, Home Game:	25	vs Edmonton (February 19, 1983)
Most Against, Away Game:	35	at Philadelphia (March 22, 1984)
Most For, Both Teams, Home:	45	vs Edmonton (February 19, 1983)
Most For, Both Teams, Away:	45	at Hartford (December 26, 1980)
	45	at Philadelphia (March 22, 1984)

PENALTIES

Most Home Game:	28	vs Edmonton (January 19, 1980) (12-8-8)
Most Away Game:	28	at NY Islanders (October 14, 1982) (15-7-6)
Opponent Most, Home Game:	24	vs Edmonton (January 19, 1980) (9-9-6)
Opponent Most, Away Game:	25	at Detroit (November 2, 1977) (14-8-3)
Most Both Teams, Home:	52	vs Edmonton (January 19, 1980) (21-17-14)
Most Both Teams, Away:	50	at NY Islanders (October 14, 1982) (24-15-11)

PENALTY MINUTES

Most Home Game:	144	vs Edmonton (January 19, 1980) (12-8-8)
Most Away Game:	125	at NY Islanders (October 14, 1982) (15-7-6)
Opponent Most, Home Game:	123	vs Edmonton (January 19, 1980) (9-9-6)
Opponent Most, Away Game:	123	at Winnipeg (October 31, 1980) (9-3-93)
Most Both Teams, Home:	267	vs Edmonton (January 19, 1980) (21-17-14)
		(Pittsburgh 144, Edmonton 123)
Most Both Teams, Away:	244	at Winnipeg (October 31, 1980) (16-6-18)
		(Winnipeg 123, Pittsburgh 121)

SHOTS

Most For, Home Game:	65	vs Washington (Low/Belhumeur) (Mar. 15, 1975)
Most For, Away Game:	49	at Toronto (Hamel) (November 20, 1974)
	49	at Chicago (Esposito) (February 25, 1979)
Most Against, Home Game:	55	vs Montreal (Wilson/Laxton) (Oct. 23, 1976)
Most Against, Away Game:	59	at Atlanta (Wilson/Herron) (March 15, 1977)
Fewest For, Home:	17	vs Philadelphia (St. Croix) (Oct. 23, 1982)
Fewest For, Away:	11	at Boston (Gilbert) (March 27, 1977)
Opponent Fewest, Home:	13	vs Los Angeles (Smith) (October 22, 1969)
Opponent Fewest, Away:	15	at California (Binkley) (October 17, 1977)

SAVES

Most For, Home Game:	48	vs Philadelphia (Dion) (October 23, 1982)
Most For, Away Game:	52	at Atlanta (Wilson/Herron) (March 15, 1977)
	51	at Philadelphia (Inness) (November 9, 1974)
Most Against, Home Game:	53	vs Montreal (Thomas) (March 10, 1974)
Most Against, Away Game:	47	at Chicago (Esposito) (February 25, 1979)
Fewest For, Home:	11	vs Los Angeles (Smith) (October 22, 1969)
	11	vs NY Rangers (Millen) (December 22, 1979)
Fewest For, Away:	13	at St. Louis (Newton) (April 3, 1971)
	13	at Montreal (Inness/Brown) (Feb. 28, 1974)
	13	at NY Rangers (Harrison) (Dec. 14, 1981)
Opponent Fewest, Home:	13	vs Philadelphia (St. Croix) (Oct. 23, 1982)
Opponent Fewest, Away:	9	at Montreal (Penney) (October 13, 1984)

PERIOD RECORDS

GOALS

Most For, Home Period:	7 vs St. Louis (November 22, 1972)
Most For, Away Period:	5 at NY Rangers (October 28, 1973)
Most Against, Home Period:	6 vs Minnesota (February 3, 1982)
	6 vs Minnesota (January 12, 1983)
	6 vs Montreal (January 15, 1983)
	6 vs Quebec (February 16, 1985)
Most Against, Away Period:	7 at Philadelphia (March 22, 1984)
Most For, Both Teams, Home:	8 vs St. Louis (November 22, 1972)
	8 vs Vancouver (October 6, 1976)
	8 vs Montreal (January 11, 1978)
	8 vs Detroit (November 4, 1978)
	8 vs Montreal (January 15, 1983)
	8 at Vancouver (March 16, 1974)
Most For, Both Teams, Away:	8 at Hartford (November 30, 1979)
	8 at Hartford (December 26, 1980)

ASSISTS

Most For, Home Period:	11 vs St. Louis (November 22, 1972)
Most For, Away Period:	9 at NY Rangers (October 28, 1973)
Most Against, Home Period:	12 vs Quebec (February 16, 1985)
Most Against, Away Period:	13 at Philadelphia (March 22, 1984)
Most For, Both Teams, Home:	15 vs Vancouver (October 6, 1976)
Most For, Both Teams, Away:	14 at NY Islanders (December 11, 1976)
	14 at Hartford (December 26, 1980)

POINTS

Most For, Home Period:	18 vs St. Louis (November 22, 1972)
Most For, Away Period:	14 at NY Rangers (October 28, 1973)
Most Against, Home Period:	18 vs Quebec (February 16, 1985)
Most Against, Away Period:	20 at Philadelphia (March 22, 1984)
Most For, Both Teams, Home:	23 vs Vancouver (October 6, 1976)
Most For, Both Teams, Away:	21 at Vancouver (March 16, 1974)
	21 at NY Islanders (December 11, 1976)

PENALTIES

Most Home Period:	24 vs Edmonton (January 19, 1980) (9-7-8)
Most Away Period:	18 at NY Islanders (October 14, 1982) (9-4-5)
Opponent Most, Home Period:	19 vs Edmonton (January 19, 1980) (5-8-6)
Opponent Most, Away Period:	15 at Detroit (November 2, 1977) (6-6-3)
	15 at Winnipeg (October 31, 1980) (4-2-9)
Most Both Teams, Home:	43 vs Edmonton (January 19, 1980) (14-15-14)
Most Both Teams, Away:	31 at Detroit (November 2, 1977) (13-12-6)

PERIOD RECORDS

PENALTY MINUTES

Most Home Period:	133 vs Edmonton (January 19, 1980) (9-7-8)
Most Away Period:	110 at Buffalo (December 7, 1980) (5-2-9)
Opponent Most, Home Period:	110 vs Edmonton (January 19, 1980) (5-8-6)
Opponent Most, Away Period:	108 at Winnipeg (October 31, 1980) (4-2-9)
Most Both Teams, Home:	243 vs Edmonton (January 19, 1980) (14-15-14)
Most Both Teams, Away:	213 at Buffalo (December 7, 1980) (9-3-8)

SHOTS

Most For, Home Period:	27 vs Washington (Low) (March 15, 1975)
Most For, Away Period:	23 at Washington (Parro) (March 28, 1982)
Most Against, Home Period:	23 vs Detroit (Binkley) (December 4, 1968)
	23 vs Montreal (Wilson/Laxton) (Oct. 23, 1976)
Most Against, Away Period:	28 at NY Islanders (Herron) (December 5, 1978)
Fewest For, Home Period:	2 vs St. Louis (Plante) (November 19, 1969)
	2 vs Buffalo (Desjardins) (January 15, 1977)
Fewest For, Away Period:	1 at Boston (Cheevers) (December 15, 1968)
	1 at NY Rangers (Giacomin) (March 8, 1970)
	1 at Chicago (Esposito) (February 10, 1974)
	1 at Montreal (Penney) (October 13, 1985)
Fewest Against, Home Period:	1 vs NY Rangers (Holland) (November 24, 1979)
	1 vs Calgary (Dion) (March 7, 1982)
Fewest Against, Away Period:	1 at Washington (Herron) (January 6, 1977)

SAVES

Most For, Home Period:	21 vs NY Rangers (Binkley) (November 16, 1968)
	21 vs NY Rangers (Binkley) (March 18, 1970)
	21 vs Washington (Herron) (November 21, 1984)
Most For, Away Period:	25 at NY Islanders (Herron) (December 5, 1978)
Most Against, Home Period:	24 vs Hartford (Veisor) (February 19, 1981)
Most Against, Away Period:	22 at Minnesota (Worsley) (March 23, 1974)
Fewest For, Home Period:	1 vs California (Rutherford) (March 3, 1973)
	1 vs California (Brown) (February 16, 1974)
	1 vs NY Rangers (Holland) (November 24, 1979)
	1 vs Chicago (Ricci) (January 10, 1981)
	1 vs Calgary (Dion) (March 7, 1982)
Fewest For, Away Period:	1 at St. Louis (Binkley) (March 19, 1970)
	1 at L.A. (Hoganson/Smith) (Mar.20, 1971)
	1 at Washington (Herron) (January 6, 1977)
	1 at Boston (November 14, 1981)
Opponent Fewest, Home Period:	1 vs Toronto (Palmateer) (December 26, 1976)
	1 vs Buffalo (Desjardins) (January 15, 1977)
Opponent Fewest, Away:	0 at Boston (Cheevers) (December 15, 1968)

GOALTENDERS RECORDS

GAMES PLAYED

Most All Time:	290 - Denis Herron
Most One Season:	63 - Greg Millen (1980-81)
Most Home, One Season:	34 - Greg Millen (1980-81)
	34 - Michel Dion (1981-82)
Most Away, One Season:	31 - Denis Herron (1978-79)

MINUTES PLAYED

Most All Time:	16,104 - Denis Herron
Most One Season:	3,721 - Greg Millen (1980-81)
Most Home, One Season:	2,040 - Greg Millen (1980-81)
Most Away, One Season:	1,748 - Denis Herron (1978-79)

GOALS AGAINST

Most All Time:	1040 - Denis Herron
Most One Season:	228 - Greg Millen (1980-81)
Most Home, One Season:	128 - Greg Millen (1980-81)
Most Away, One Season:	130 - Greg Millen (1980-81)

GOALS AGAINST AVERAGE

Lowest All Time:	2.86 - Hank Bassen
Lowest One Season:	2.86 - Hank Bassen (1967-68)
	2.86 - Les Binkley (1970-71)
Lowest Home, One Season:	2.02 - Al Smith (1970-71)
Lowest Away, One Season:	2.81 - Dunc Wilson (1876-77)

SHUTOUTS

Most All Time:	11 - Les Binkley
Most One Season:	6 - Les Binkley (1967-68)
Most Home, One Season:	3 - Les Binkley (1967-68)
Most Away, One Season:	3 - Les Binkley (1967-68)

SAVES

Most All Time:	8,074 - Denis Herron
Most One Season:	1,920 - Denis Herron (1977-78)
Most Home, One Season:	938 - Denis Herron (1977-78)
Most Away, One Season:	982 - Denis Herron (1977-78)
Most Per Game, All Time:	30.6 - Joe Daley
Most Per Game, One Season:	32.6 - Denis Herron (1977-78)
Most Per Game, Home Season:	31.2 - Joe Daley (1968-69)
Most Per Game, Away Season:	35.8 - Denis Herron (1977-78)
Best Save Pct. All-Time:	90.8 - Hank Bassen
Best Save Pct. One Season:	91.2 - Jim Rutherford (1972-73)

GOALTENDERS RECORDS

WINS

Most All Time:	88 - Denis Herron
Most One Season:	25 - Greg Millen (1980-81)
	25 - Michel Dion (1981-82)
Most Home, One Season:	19 - Greg Millen (1980-81)
	19 - Michel Dion (1981-82)
Most Away, One Season:	10 - Les Binkley (1967-68)

LOSSES

Most All Time:	133 - Denis Herron
Most One Season:	31 - Les Binkley (1968-69)
Most Home, One Season:	17 - Les Binkley (1968-69)
Most Away, One Season:	17 - Les Binkley (1967-68)
	17 - Michel Dion (1981-82)

TIES

Most All Time:	44 - Denis Herron
Most One Season:	15 - Denis Herron (1977-78)
Most Home, One Season:	9 - Les Binkley (1967-68)
Most Away, One Season:	7 - Denis Herron (1977-78) & (1978-79)
	7 - Greg Millen (1980-81)

STREAKS

Most Consecutive Wins:	6 - Al Smith (February 15 to March 4, 1970)
	6 - Greg Millen (December 13 to 31, 1978)
	6 - Greg Millen (Feb. 22 to March 4, 1981)
Most Consecutive Home Wins:	13 - Jim Rutherford (Feb. 16 to Nov. 22, 1972)
Most Consecutive Away Wins:	4 - Les Binkley (Feb. 25 to March 30, 1968)
	4 - Denis Herron (Oct. 14 to Nov. 12, 1983)
Most Consecutive Losses:	9 - Michel Dion (Dec. 20, 1983 to Mar. 1, 1984)
Most Consecutive Home Losses:	5 - Denis Herron (Oct. 18 to Nov. 16, 1983)
	5 - Michel Dion (Apr. 3, to Oct. 22, 1982)
Most Consecutive Away Losses:	10 - Joe Daley (Nov. 13, 1968 to Mar. 20, 1969)
	10 - Denis Herron (Dec. 22, 1984 to Mar. 30, 1985)
Longest Unbeaten Streak:	11 - Michel Plasse (Jan. 25 to Mar. 6, 1976) (6-0-5)
Longest Home Unbeaten Streak:	18 - Michel Plasse (Jan. 11 to Dec. 31, 1975) (14-0-4)
Longest Away Unbeaten Streak:	7 - Denis Herron (March 13 to 27, 1979) (5-0-2)
Longest Winless Streak:	15 - Al Smith (Jan. 28 to Apr. 1, 1971) (0-10-5)
Longest Home Winless Streak:	9 - Les Binkley (Nov. 6 to Dec. 21, 1968) (0-8-1)
Longest Away Winless Streak:	26 - Al Smith (Mar. 5, 1970 to Apr. 1, 1971) (0-18-8)

INDIVIDUAL RECORDS

ALL TIME

Most Games Played:	753 - Jean Pronovost
Most Consecutive Games:	320 - Ron Schock
Most Points:	636 - Rick Kehoe
Most Goals:	316 - Jean Pronovost
Most Assists:	349 - Syl Apps
Most Penalties:	302 - Bryan Watson
Most Penalty Minutes:	871 - Bryan Watson
SEASON	
Most Goals:	55 - Rick Kehoe (1980-81) 53 - Pierre Larouche (1975-76) 52 - Jean Pronovost (1975-76) 51 - Mike Bullard (1983-84)
Most Goals, Center:	53 - Pierre Larouche (1975-76) 51 - Mike Bullard (1983-84)
Most Goals, Left Wing:	43 - Lowell MacDonald (1973-74) 40 - Warren Young (1984-85)
Most Goals, Right Wing:	55 - Rick Kehoe (1981-82) 52 - Jean Pronovost (1975-76)
Most Goals, Defenseman:	16 - Randy Carlyle (1980-81) 15 - Darryl Edestrand (1972-73) 15 - Ron Stackhouse (1974-75) 15 - Randy Carlyle (1982-83) 15 - Moe Mantha (1985-86) 15 - Norm Schmidt (1985-86)
Most Assists:	93 - Mario Lemieux (1985-86) 67 - Syl Apps (1975-76) 67 - Randy Carlyle (1980-81)
Most Assists, Center:	93 - Mario Lemieux (1985-86) 67 - Pierre Larouche (1975-76) 63 - Ron Schock (1974-75)
Most Assists, Left Wing:	51 - Pat Boutette (1981-82) 43 - Lowell MacDonald (1972-73)
Most Assists, Right Wing:	52 - Jean Pronovost (1975-76) 52 - Rick Kehoe (1981-82)
Most Assists, Defenseman:	67 - Randy Carlyle (1980-81) 64 - Randy Carlyle (1981-82) 60 - Ron Stackhouse (1975-76)
Most Points:	141 - Mario Lemieux (1985-86) 111 - Pierre Larouche (1975-76) 104 - Jean Pronovost (1975-76) 100 - Mario Lemieux (1984-85)
Most Points, Center:	141 - Mario Lemieux (1985-86) 111 - Pierre Larouche (1975-76) 100 - Mario Lemieux (1984-85)
Most Points, Left Wing:	82 - Lowell MacDonald (1973-74) 75 - Lowell MacDonald (1972-73)
Most Points, Right Wing:	104 - Jean Pronovost (1975-76) 88 - Rick Kehoe (1980-81)
Most Points, Defenseman:	83 - Randy Carlyle (1980-81) 75 - Randy Carlyle (1981-82) 71 - Ron Stackhouse (1975-76) 3 - Greg Millen (1979-80)
Most Points, Goaltender:	3 - Greg Millen (1979-80)
Most Penalty Minutes:	409 - Paul Baxter (1981-82) (77-19-16) 378 - Dave Schultz (1977-78) 133 - Bryan Hextall (1970-71) 127 - Dave Hannan (1982-83)
Most PIM, Center:	378 - Dave Schultz (1977-78) 297 - Gary Rissling (1983-84)
Most PIM, Left Wing:	378 - Dave Schultz (1977-78) 297 - Gary Rissling (1983-84)
Most PIM, Right Wing:	174 - Dan Frawley (1985-86) 161 - Pat Hughes (1980-81)

SEASON

Most PIM, Defenseman:	409 - Paul Baxter (1981-82) 322 - Pat Price (1981-82)
Most PIM, Goaltender:	60 - Andy Brown (1973-74)
Most Shots On Goal:	319 - Pierre Larouche (1975-76) 299 - Jean Pronovost (1975-76) 299 - Rick Kehoe (1980-81)
Most SOG, Center:	319 - Pierre Larouche (1975-76) 276 - Mario Lemieux (1985-86)
Most SOG, Left Wing:	260 - Lowell MacDonald (1973-74) 253 - Vic Hadfield (1974-75)
Most SOG, Right Wing:	299 - Jean Pronovost (1975-76) 299 - Rick Kehoe (1980-81)
Most SOG, Defenseman:	242 - Randy Carlyle (1980-81)

POWER PLAY GOALS

Most Goals:	21 - Paul Gardner (1981-82) 20 - Rick Kehoe (1980-81) 20 - Paul Gardner (1982-83)
Most Assists:	45 - Mario Lemieux (1985-86) 39 - Randy Carlyle (1980-81)
Most Points:	62 - Mario Lemieux (1985-86) 50 - Rick Kehoe (1981-82)

CONSECUTIVE GAME SCORING STREAKS

Goals:	9 - Paul Gardner (Feb. 19 - Mar. 6, 1983) (10 g)
Assists:	14 - Mario Lemieux (Jan. 15 - Feb. 16, 1986) (23 a)
Points:	28 - Mario Lemieux (Jan. 11 - Mar. 15, 1986) (21-38-59)

GAME

Most Goals:	4 - Paul Gardner (December 13, 1980 vs Philadelphia) 4 - Mike Bullard (December 5, 1984 vs St. Louis) 4 - Mario Lemieux (December 31, 1985 at St. Louis)
Most Assists:	6 - Ron Stackhouse (March 8, 1975 vs Philadelphia) 6 - Greg Malone (November 28, 1979 vs Quebec)
Most Points:	6 - Syl Apps (Dec. 13, 1972 vs NY Islanders) (3-3) 6 - Ron Stackhouse (Mar. 8, 1975 vs Phila.) (0-6) 6 - Greg Malone (Nov. 28, 1979 vs Quebec) (0-6) 6 - Mike Bullard (Dec. 5, 1984 vs St. Louis) (4-2) 6 - Mario Lemieux (Dec. 31, 1985 at St. Louis) (4-2)
Most Penalties:	9 - Russ Anderson (Jan. 19, 1980 vs Edmonton) (3-3-3)
Most Penalty Minutes:	51 - Russ Anderson (Jan. 19, 1980 vs Edmonton)

PERIOD

Most Goals:	3 - Al McDonough (November 18, 1972 vs Atlanta) 3 - Lowell MacDonald (November 13, 1973 vs Minnesota)
Most Assists:	3 - Rick Kehoe (March 10, 1976 vs Buffalo) 4 - Syl Apps (March 24, 1971 vs Detroit)
Most Points:	4 - Ron Stackhouse (Mar. 8, 1975 vs Philadelphia) 4 - Syl Apps (March 24, 1971 vs Detroit) (0-4) 4 - Ron Stackhouse (Mar. 8, 1975 vs Phila.) (0-4) 4 - Syl Apps (March 19, 1976 at Washington) (1-3)
Most Penalties:	8 - Russ Anderson (Jan. 19, 1980 vs Edmonton) (3-2-3)
Most Penalty Minutes:	46 - Russ Anderson (Jan. 19, 1980 vs Edmonton)

FASTEST GOALS

ONE PLAYER

- FASTEST TWO GOALS, PITTSBURGH:** 7 seconds by Wally Boyer, March 5, 1970 at Detroit vs Roy Edwards; 9 seconds by Darryl Edestrand, March 12, 1972 at Boston vs Gerry Cheevers
- FASTEST TWO GOALS, OPPONENT:** 15 seconds by Bill Goldsworthy (Minnesota) March 23, 1974 at Minnesota vs Gary Inness
- FASTEST TWO PITTSBURGH ASSISTS:** 7 seconds by Ron Schock, March 5, 1970 at Detroit on goals by Wally Boyer
- FASTEST TWO OPPONENT ASSISTS:** 6 seconds by Pete Mahovlich (Montreal) April 2, 1975 at Montreal
- FASTEST THREE GOALS, PITTSBURGH:** 4:17 by Lowell MacDonald, November 13, 1973 vs Cesare Maniago vs Minnesota
- FASTEST THREE GOALS, OPPONENT:** 3:26 by Stan Gilbertson (Washington) April 6, 1975 vs Bob Johnson at Washington
- FASTEST FOUR GOALS, PITTSBURGH:** 24:21 by Paul Gardner, December 13, 1980 vs Phil Myre vs Philadelphia
- FASTEST FOUR GOALS, OPPONENT:** 34:40 by Stan Gilbertson (Washington) April 6, 1975 vs Bob Johnson at Washington

TEAM

- FASTEST TWO GOALS, BOTH TEAMS: (NHL RECORD)** 4 seconds by Wayne Bianchin (Pittsburgh) & Guy Chouinard (Atlanta), March 15, 1977 at Atlanta
- 5 seconds by Rick Martin (Buffalo) & Greg Polis (Pittsburgh), January 3, 1974 at Buffalo
- FASTEST TWO PITTSBURGH GOALS:** 9 seconds by Al McDonough & Ken Schinkel, November 22, 1972 vs St. Louis
- 10 seconds by Dennis Owchar & Mike Corrigan, November 2, 1976 vs Los Angeles
- FASTEST TWO OPPONENT GOALS:** 6 seconds by Guy Lafleur & Steve Shutt (Montreal), April 2, 1975 at Montreal
- FASTEST THREE GOALS, BOTH TEAMS:** 39 seconds by Blair Chapman (Pittsburgh), Denis Potvin (NY Islanders) & Mike Bossy (NY Islanders), December 5, 1978 at NY Islanders
- FASTEST THREE PITTSBURGH GOALS:** 27 seconds by Al McDonough, Ken Schinkel & Ron Schock, November 22, 1972 vs St. Louis
- FASTEST THREE OPPONENT GOALS:** 29 seconds by Michel Goulet, Brent Ashton, & Brad Maxwell (Quebec), February 16, 1985 at Pittsburgh
- FASTEST FOUR GOALS, BOTH TEAMS:** 1:17 by Pierre Larouche (Pittsburgh), Guy Lafleur (2) (Montreal) & Pete Mahovlich (Montreal), January 26, 1975 at Montreal
- FASTEST FOUR PITTSBURGH GOALS:** 1:49 by Bryan Hextall, Jean Pronovost, Al McDonough & Ken Schinkel, November 22, 1972 vs St. Louis
- 1:49 by Jean Pronovost, Al McDonough, Ken Schinkel & Ron Schock, November 22, 1972 vs St. Louis
- FASTEST FOUR OPPONENT GOALS:** 1:22 by Bobby Clarke, Ilkka Sinisalo, Reggie Leach & Ken Linseman (Philadelphia), October 11, 1982 at Philadelphia

- FASTEST FIVE GOALS, BOTH TEAMS:** 4:25 by Rick Kehoe (Pittsburgh), Ron Schock (Pittsburgh), Murray Oliver (Minnesota), Syl Apps (Pittsburgh) & Barry Gibbs (Minnesota), December 21, 1974 at Minnesota
- FASTEST FIVE PITTSBURGH GOALS:** 2:07 by Bryan Hextall, Jean Pronovost, Al McDonough, Ken Schinkel & Ron Schock, November 22, 1972 vs St. Louis
- FASTEST FIVE OPPONENT GOALS:** 2:37 by Duane Sutter, Bryan Trottier (2), John Tonelli & Duane Sutter (NY Islanders), January 26, 1982 at NY Islanders
- FASTEST SIX PITTSBURGH GOALS:** 5:02 by Greg Polis, Bryan Hextall, Jean Pronovost, Al McDonough, Ken Schinkel & Ron Schock, November 22, 1972 vs St. Louis
- FASTEST SEVEN PITTSBURGH GOALS:** 12:11 by Al McDonough, Greg Polis, Bryan Hextall, Jean Pronovost, Al McDonough, Ken Schinkel & Ron Schock, November 22, 1972 vs St. Louis
- FASTEST PITTSBURGH GOAL, START OF GAME:** 6 seconds by Jean Pronovost, March 25, 1976 at St. Louis
- FASTEST OPPONENT GOAL, START OF GAME:** 9 seconds by Ross Lonsberry (Philadelphia), October 20, 1977 at Philadelphia
- FASTEST PITTSBURGH GOAL, START OF 2ND PERIOD:** 7 seconds by Lowell MacDonald, February 10, 1973 at Boston
- FASTEST OPPONENT GOAL, START OF 2ND PERIOD:** 7 seconds by Joey Johnston (California), October 20, 1973 at Pittsburgh
- 7 seconds by Stan Gilbertson (Washington), November 12, 1975 at Washington
- FASTEST PITTSBURGH GOAL, START OF 3RD PERIOD:** 12 seconds by Greg Polis, April 1, 1972 at Philadelphia
- FASTEST OPPONENT GOAL, START OF 3RD PERIOD:** 16 seconds by Gerry Ehman (California), March 17, 1971 at California
- 16 seconds by Doug Jarrett (Chicago), February 24, 1974 at Chicago
- EARLIEST WINNING GOAL - PITTSBURGH:** 35 seconds by Ken Schinkel, October 17, 1972 at NY Islanders (5-0)
- EARLIEST WINNING GOAL - OPPONENT:** 9 seconds by Ross Lonsberry (Philadelphia), October 20, 1977 at Philadelphia (11-0)
- FASTEST TWO GOALS, FROM START OF GAME:** 29 seconds by George Ferguson & Greg Malone, December 6, 1980 vs Chicago
- FASTEST TWO GOALS AGAINST, FROM START OF GAME:** 40 seconds by Tim Kerr & Bill Barber (Philadelphia), October 9, 1983 at Philadelphia
- FASTEST OVERTIME GOAL - PITTSBURGH:** 0:25 by Mario Lemieux, April 6, 1986 at New York Rangers
- FASTEST OVERTIME GOAL - OPPONENT:** 35 seconds by Dave Andreychuk (Buffalo), February 8, 1984 at Pittsburgh

NHL OVERTIME RECORDS

TEAM	HOME			AWAY			TOTAL		
	GP	W	L T	GP	W	L T	GP	W	L T
1985-86	9	0	2 7	8	2	1 5	17	2	3 12
1984-85	9	3	2 4	9	1	2 6	18	4	4 10
1983-84	4	1	0 3	3	0	0 3	7	1	0 6
BOSTON TOTAL	22	4	4 14	20	3	3 14	42	7	7 28
1985-86	2	1	0 1	7	0	2 5	9	1	2 6
1984-85	9	0	2 7	8	0	1 7	17	0	3 14
1983-84	8	2	0 6	5	3	1 1	13	5	1 7
BUFFALO TOTAL	19	3	2 14	20	3	4 13	39	6	6 27
1985-86	8	1	1 6	4	0	1 3	12	1	2 9
1984-85	7	1	0 6	7	0	1 6	14	1	1 12
1983-84	9	2	0 7	9	2	0 7	18	4	0 14
CALGARY TOTAL	24	4	1 19	20	2	2 16	44	6	3 35
1985-86	8	2	1 5	4	1	0 3	12	3	1 8
1984-85	3	0	1 2	9	2	2 5	12	2	3 7
1983-84	2	0	0 2	7	0	1 6	9	0	1 8
CHICAGO TOTAL	13	2	2 9	20	3	3 14	33	5	5 23
1985-86	10	2	4 4	3	0	1 2	13	2	5 6
1984-85	7	0	0 7	7	0	2 5	14	0	2 12
1983-84	4	2	0 2	7	1	1 5	11	3	1 7
DETROIT TOTAL	21	4	4 13	17	1	4 12	38	5	8 25
1985-86	6	3	1 2	8	2	1 5	14	5	2 7
1984-85	7	0	0 7	5	0	1 4	12	0	1 11
1983-84	5	1	0 4	4	3	0 1	9	4	0 5
EDMONTON TOTAL	18	4	1 13	17	5	2 10	35	9	3 23
1985-86	3	0	1 2	4	1	1 2	7	1	2 4
1984-85	10	2	3 5	7	2	1 4	17	4	4 9
1983-84	6	1	0 5	9	1	3 5	15	2	3 10
HARTFORD TOTAL	19	3	4 12	20	4	5 11	39	7	9 23
1985-86	6	1	1 4	8	2	2 4	14	3	3 8
1984-85	8	1	1 6	11	2	1 8	19	3	2 14
1983-84	10	0	2 8	7	1	1 5	17	1	3 13
LOS ANGELES TOTAL	24	2	4 18	26	5	4 17	50	7	8 35
1985-86	8	3	1 4	7	1	1 5	15	4	2 9
1984-85	9	1	1 7	6	0	1 5	15	1	2 12
1983-84	9	4	1 4	9	1	2 6	18	5	3 10
MINNESOTA TOTAL	26	8	3 15	22	2	4 16	48	10	7 31
1985-86	8	1	3 4	6	0	3 3	14	1	6 7
1984-85	8	2	0 6	10	1	3 6	18	3	3 12
1983-84	2	0	0 2	5	1	1 3	7	1	1 5
MONTREAL TOTAL	18	3	3 12	21	2	7 12	39	5	10 24
1985-86	6	2	2 2	4	2	1 1	10	4	3 3
1984-85	6	0	0 6	6	0	2 4	12	0	2 10
1983-84	8	1	5 2	7	0	2 5	15	1	7 7
NEW JERSEY TOTAL	20	3	7 10	17	2	5 10	37	5	12 20
1985-86	7	0	0 7	10	4	1 5	17	4	1 12
1984-85	7	1	3 3	8	0	5 3	15	1	8 6
1983-84	2	0	1 1	8	3	2 3	10	3	3 4
NY ISLANDERS TOTAL	16	1	4 11	26	7	8 11	42	8	12 22
1985-86	7	0	5 2	6	0	2 4	13	0	7 6
1984-85	12	2	4 6	5	0	1 4	17	2	5 10
1983-84	7	4	2 1	10	1	1 8	17	5	3 9
NY RANGERS TOTAL	26	6	11 9	21	1	4 16	47	7	15 25
1985-86	3	2	0 1	6	2	1 3	9	4	1 4
1984-85	4	0	0 4	5	1	1 3	9	1	1 7
1983-84	8	2	1 5	6	1	0 5	14	3	1 10
PHILADELPHIA TOTAL	15	4	1 10	17	4	2 11	32	8	3 21
1985-86	7	1	1 5	7	2	2 3	14	3	3 8
1984-85	3	0	0 3	5	3	0 2	8	3	0 5
1983-84	7	0	3 4	5	1	2 2	12	1	5 6
PITTSBURGH TOTAL	17	1	4 12	17	6	4 7	34	7	8 19
1985-86	6	2	0 4	5	2	1 2	11	4	1 6
1984-85	7	1	2 4	7	2	0 5	14	3	2 9
1983-84	7	0	2 5	8	0	3 5	15	0	5 10
QUEBEC TOTAL	20	3	4 13	20	4	4 12	40	7	8 25

	HOME			AWAY			TOTAL		
1985-86	9	3	0 6	8	2	3 3	17	5	3 9
1984-85	9	2	0 7	6	0	1 5	15	2	1 12
1983-84	4	1	0 3	7	2	1 4	11	3	1 7
ST. LOUIS TOTAL	22	6	0 16	21	4	5 12	43	10	5 28
1985-86	7	2	2 3	10	2	4 4	17	4	6 7
1984-85	6	3	1 2	9	2	1 6	15	5	2 8
1983-84	10	1	2 7	3	0	1 2	13	1	3 9
TORONTO TOTAL	23	6	5 12	22	4	6 12	45	10	11 24
1985-86	6	1	0 5	10	0	2 8	16	1	2 13
1984-85	9	5	0 4	8	2	1 5	17	7	1 9
1983-84	7	2	1 4	9	1	3 5	16	3	4 9
VANCOUVER TOTAL	22	8	1 13	27	3	6 18	49	11	7 31
1985-86	5	3	0 2	6	1	0 5	11	4	0 7
1984-85	3	1	0 2	9	2	0 7	12	3	0 9
1983-84	6	1	2 3	3	0	1 2	9	1	3 5
WASHINGTON TOTAL	14	5	2 7	18	3	1 14	32	8	3 21
1985-86	4	0	1 3	4	0	0 4	8	0	1 7
1984-85	9	2	1 6	5	1	0 4	14	3	1 10
1983-84	15	3	4 8	9	4	2 3	24	7	6 11
WINNIPEG TOTAL	28	5	6 17	18	5	2 11	46	10	8 28
1985-86	135	30	26 79	135	26	30 79	270	56	56 158
1984-85	152	27	21 104	152	21	27 104	304	48	48 208
1983-84	140	28	26 86	140	26	28 86	280	54	54 172
TOTAL	427	85	93 269	427	93	85 269	854	178	178 538

MOST OVERTIME

	ONE SEASON	ALL-TIME
GAMES:	24 - Winnipeg (1983-84)	50 - Los Angeles
HOME GAMES:	15 - Winnipeg (1983-84)	28 - Winnipeg
AWAY GAMES:	10 - NY Islander (1985-86)	27 - Vancouver
	10 - Toronto (1985-86)	
	10 - Vancouver (1985-86)	
WINS:	7 - Winnipeg (1983-84)	11 - Vancouver
	7 - Vancouver (1984-85)	
HOME WINS:	5 - Vancouver (1984-85)	8 - Vancouver
		8 - Minnesota
AWAY WINS:	4 - Winnipeg (1983-84)	7 - NY Islanders
LOSSES:	8 - NY Islanders (1984-85)	15 - NY Rangers
HOME LOSSES:	5 - New Jersey (1983-84)	11 - NY Rangers
	5 - NY Rangers (1985-86)	
AWAY LOSSES:	5 - NY Islanders (1984-85)	8 - NY Islanders
TIES:	14 - Calgary (1983-84)	35 - Los Angeles
	14 - Buffalo (1984-85)	35 - Calgary
	14 - Los Angeles (1984-85)	
HOME TIES:	8 - Los Angeles (1983-84)	19 - Calgary
	8 - Winnipeg (1983-84)	14 - Winnipeg
AWAY TIES:	8 - NY Rangers (1983-84)	18 - Vancouver
	8 - Los Angeles (1984-85)	
	8 - Vancouver (1985-86)	

PITTSBURGH OVERTIME VICTORIES

Apr. 6, 1986	Mario Lemieux scored at 0:25 - PITTSBURGH 5 at NY Rangers 4
Feb. 24, 1986	Doug Shedden scored at 3:54 - Los Angeles 5 at PITTSBURGH 6
Dec. 19, 1985	Dan Frawley scored at 0:38 - PITTSBURGH 4 at Minnesota 3
Mar. 9, 1985	Wayne Babych scored at 1:06 - PITTSBURGH 6 at Boston 5
Dec. 7, 1984	Randy Hiller scored at 1:35 - PITTSBURGH 4 at NY Rangers 3
Nov. 14, 1984	Mario Lemieux scored at 3:54 - PITTSBURGH 4 at Winnipeg 3

OPPONENT OVERTIME VICTORIES

Apr. 5, 1986	Ilkka Sinisalo scored 1:49 - PHILADELPHIA 5 at Pittsburgh 4
Dec. 22, 1985	Murray Craven scored at 2:12 - Pittsburgh 2 at PHILADELPHIA 3
Nov. 16, 1985	Dave Williams scored at 3:10 - Pittsburgh 4 at NLOS ANGELES 4
Feb. 26, 1984	Mark Osborne scored at 2:18 - Pittsburgh 3 at NY RANGERS 4
Feb. 8, 1984	Dave Andreychuk scored at 0:35 - BUFFALO 6 at Pittsburgh 5
Jan. 18, 1984	Paul MacLean scored at 1:28 - WINNIPEG 5 at Pittsburgh 4
Nov. 20, 1983	Bobby Clarke scored at 2:43 - Pittsburgh 4 at PHILADELPHIA 5
Oct. 12, 1983	Lucien DeBlois scored at 1:34 - WINNIPEG 4 at Pittsburgh 3

TEAM BY TEAM RECORDS 1985-86

PITTSBURGH VS	GP	W	L	T	GF	GA	PTS
New Jersey	7	4	2	1	28	22	9
NY Islanders	7	1	5	1	21	38	3
NY Rangers	7	4	2	1	28	24	9
Philadelphia	7	0	6	1	16	29	1
Washington	7	1	6	0	22	27	2
PATRICK DIVISION	35	10	21	4	115	140	24
Boston	3	1	2	0	8	11	2
Buffalo	3	2	0	1	11	6	5
Hartford	3	1	2	0	12	10	2
Montreal	3	0	2	1	10	13	1
Quebec	3	1	1	1	14	12	3
ADAMS DIVISION	15	5	7	3	5	5	13
Chicago	3	1	1	1	12	13	3
Detroit	3	2	1	0	15	11	4
Minnesota	3	3	0	0	10	7	6
St. Louis	3	2	1	0	16	11	4
Toronto	3	3	0	0	18	9	6
NORRIS DIVISION	15	11	3	1	71	51	23
Calgary	3	1	2	0	9	14	2
Edmonton	3	1	2	0	13	7	2
Los Angeles	3	2	1	0	16	12	4
Vancouver	3	2	1	0	18	11	4
Winnipeg	3	2	1	0	16	8	4
SMYTHE DIVISION	15	8	7	0	7	5	1
TOTAL	80	34	38	8	313	295	76

TEAM BY TEAM RECORDS 1967-86

PITTSBURGH VS	GP	W	L	T	GF	GA	PTS	PCT
Los Angeles	104	44	46	14	330	339	102	.490
Minnesota	91	42	40	9	318	296	93	.511
Detroit	93	39	43	11	323	320	89	.478
Cleve./Calif. *	69	35	16	18	256	194	88	.638
Toronto	85	35	35	15	294	305	85	.500
NY Rangers	102	34	56	12	330	404	80	.392
Vancouver	65	36	22	7	276	238	79	.608
St. Louis	92	33	46	13	283	308	79	.429
Philadelphia	113	26	70	17	286	446	69	.305
New Jersey/Col/KC*	59	30	21	8	234	203	68	.576
Washington	76	28	40	8	286	298	64	.421
NY Islanders	74	23	38	13	228	284	59	.399
Chicago	82	22	47	13	242	307	57	.348
Buffalo	69	15	31	23	208	284	53	.384
Calgary/Atlanta *	54	17	23	14	168	203	48	.444
Boston	85	16	56	13	243	374	45	.265
Montreal	93	15	66	12	247	420	42	.226
Winnipeg	23	15	8	0	95	81	30	.652
Hartford	23	12	9	2	100	92	26	.565
Quebec	23	8	13	2	79	112	18	.391
Edmonton	23	5	16	2	83	137	12	.261
TOTAL	1498	530	742	226	4909	5635	1286	.429
(Atlanta	35	13	14	8	105	115	34	.486
Calgary)	19	4	9	6	63	88	14	.368
(New Jersey	28	11	13	4	104	109	26	.464
Colorado	23	15	7	1	93	70	31	.674
Kansas City)	8	4	1	3	37	24	11	.686
(Cleveland	10	8	0	2	35	20	18	.900
California)	59	27	16	16	221	174	70	.593

Atlanta franchise shifted to Calgary in 1980-81. California franchise shifted to Cleveland from 1976-77 to 1977-78 and then became part of the Minnesota franchise in 1978-79. Kansas City franchise shifted to Colorado in 1976-77 and then to New Jersey in 1982-83.

STREAKS

(Winning - Losing - Unbeaten - Winless)

YEAR	OVERALL				HOME				AWAY			
	WIN	UNBT	LOSS	WINL	WIN	UNBT	LOSS	WINL	WIN	UNBT	LOSS	WINL
1967-68	4	5	3	4	3	5	2	5	3	3	5	8
1968-69	4	6	7	9	4	4	4	6	2	5	8	14
1969-70	3	4	6	10	4	6	3	4	2	2	4	9
1970-71	2	4	4	8	7	7	2	5	2	3	5	18*
1971-72	4	5	6	9	3	4	3	4	3	6	6	14
1972-73	4	5	5	8	4	8	3	3	1	2	9	9
1973-74	3	4	6	8	3	6	4	4	2	3	4	5
1974-75	3	7	3	7	9*	20*	2	4	3	4	4	6
1975-76	4	11*	3	7	6	10	4	4	2	6	7	9
1976-77	3	6	4	6	3	7	2	3	2	2	3	6
1977-78	2	7	5	6	2	6	3	5	2	6	5	8
1978-79	4	10	4	5	6	8	3	3	3	7*	6	8
1979-80	3	7	6	8	4	7	5	5	2	3	7	7
1980-81	6*	6	3	6	5	6	3	3	2	4	8	11
1981-82	4	7	4	9	4	8	2	5	3	3	7	12
1982-83	3	5	11*	18*	3	3	4	7	1	2	18*	18*
1983-84	2	3	8	8	1	2	7*	11*	4*	5	6	7
1984-85	5	5	9	12	3	3	4	7	2	2	8	10
1985-86	5	5	5	7	4	10	4	6	2	2	5	5

*-Club Record

WIN - Winning streak

LOSS - Losing streak

UNBT - Unbeaten streak

WINL - Winless streak

STREAKS

Longest Winning:	6 (February 22 to March 4, 1981)
Longest Home Winning:	9 (February 26 to April 5, 1975)
Longest Away Winning:	4 (October 14 to November 2, 1983)
Longest Unbeaten:	11 (February 7 to February 28, 1976) (7-0-4)
Longest Home Unbeaten:	20 (Nov. 30, 1974 to Feb. 22, 1975) (12-0-8)
Longest Away Unbeaten:	7 (March 13 to March 27, 1979) (5-0-2)
Longest Losing:	11 (January 22 to February 10, 1983)
Longest Home Losing:	8 (April 3 to October 29, 1983) (Two seasons)
	7 (October 8 to October 29, 1983)
Longest Away Losing:	18 (December 23, 1982 to March 4, 1983)
Longest Winless:	18 (January 2 to February 10, 1983) (0-17-1)
Longest Home Winless:	12 (Apr. 3 to Nov. 9, 1983) (0-10-2)
	(Two years)
	11 (October 8 to November 9, 1983) (0-9-2)
Longest Away Winless:	18 (Oct. 25, 1970 to Jan. 14, 1971) (0-11-7)
	18 (Dec. 23, 1982 to March 4, 1983) (0-18-0)
Consecutive Games Scoring:	77 (Jan. 24, 1981 to Jan. 13, 1982)
Consecutive Games Scored Upon:	156 (April 1, 1980 to March 20, 1982)
Consecutive Tie Games:	4 (December 8 to December 15, 1979)
Largest Win:	12-1 vs Washington (March 15, 1975)
Largest Loss:	12-0 at Montreal (February 22, 1979)
Largest Tie:	6-6 (seven times - Nov. 26, 1982 last time)
Scoreless Ties:	0-0 (nine times - Dec. 4, 1982 last time)

SEASON OPENERS

1985-86	Oct. 10	vs Montreal	Montreal 5	Pittsburgh 3	(8-8-3)
1984-85	Oct. 11	at Boston	Boston 4	Pittsburgh 3	(8-7-3)
1983-84	Oct. 4	at St. Louis	St. Louis 5	Pittsburgh 3	(8-6-3)
1982-83	Oct. 5	at New Jersey	Pittsburgh 3	New Jersey 3	(8-5-3)
1981-82	Oct. 6	at St. Louis	St. Louis 6	Pittsburgh 2	(8-5-2)
1980-81	Oct. 9	at Philadelphia	Philadelphia 7	Pittsburgh 4	(8-4-2)
1979-80	Oct. 10	vs Winnipeg	Pittsburgh 4	Winnipeg 2	(8-3-2)
1978-79	Oct. 11	vs Toronto	Toronto 3	Pittsburgh 2	(7-3-2)
1977-78	Oct. 12	vs St. Louis	Pittsburgh 4	St. Louis 2	(7-2-2)
1976-77	Oct. 6	vs Vancouver	Pittsburgh 9	Vancouver 5	(6-2-2)
1975-76	Oct. 7	at Washington	Pittsburgh 4	Washington 2	(5-2-2)
1974-75	Oct. 9	at Minnesota	Pittsburgh 4	Minnesota 2	(4-2-2)
1973-74	Oct. 12	at Atlanta	Pittsburgh 4	Atlanta 3	(3-2-2)
1972-73	Oct. 7	vs Los Angeles	Pittsburgh 4	Los Angeles 2	(2-2-2)
1971-72	Oct. 9	vs Philadelphia	Pittsburgh 3	Philadelphia 2	(1-2-2)
1970-71	Oct. 10	vs Buffalo	Buffalo 2	Pittsburgh 1	(0-2-2)
1969-70	Oct. 11	vs California	Pittsburgh 2	California 2	(0-1-2)
1968-69	Oct. 12	vs Montreal	Pittsburgh 1	Montreal 1	(0-1-1)
1967-68	Oct. 11	vs Montreal	Montreal 2	Pittsburgh 1	(0-1-0)

HOME OPENERS

1985-86	Oct. 10	vs Montreal	Montreal 5	Pittsburgh 3	(10-7-2)
1984-85	Oct. 17	vs Vancouver	Pittsburgh 4	Vancouver 3	(10-6-2)
1983-84	Oct. 8	vs NY Rangers	NY Rangers 6	Pittsburgh 1	(9-6-2)
1982-83	Oct. 9	vs NY Rangers	NY Rangers 5	Pittsburgh 3	(9-5-2)
1981-82	Oct. 10	vs Quebec	Pittsburgh 2	Quebec 1	(9-4-2)
1980-81	Oct. 11	vs Winnipeg	Pittsburgh 5	Winnipeg 4	(8-4-2)
1979-80	Oct. 10	vs Winnipeg	Pittsburgh 4	Winnipeg 2	(7-4-2)
1978-79	Oct. 11	vs Toronto	Toronto 3	Pittsburgh 2	(6-4-2)
1977-78	Oct. 12	vs St. Louis	Pittsburgh 4	St. Louis 2	(6-3-2)
1976-77	Oct. 6	vs Vancouver	Pittsburgh 9	Vancouver 5	(5-3-2)
1975-76	Oct. 11	vs Washington	Pittsburgh 7	Washington 5	(4-3-2)
1974-75	Oct. 12	vs Detroit	Pittsburgh 7	Detroit 2	(3-3-2)
1973-74	Oct. 13	vs NY Rangers	NY Rangers 8	Pittsburgh 2	(2-3-2)
1972-73	Oct. 7	vs Los Angeles	Pittsburgh 4	Los Angeles 2	(2-2-2)
1971-72	Oct. 9	vs Philadelphia	Pittsburgh 3	Philadelphia 2	(1-2-2)
1970-71	Oct. 10	vs Buffalo	Buffalo 2	Pittsburgh 1	(0-2-2)
1969-70	Oct. 11	vs California	Pittsburgh 2	California 2	(0-1-2)
1968-69	Oct. 12	vs Montreal	Pittsburgh 1	Montreal 1	(0-1-1)
1967-68	Oct. 11	vs Montreal	Montreal 2	Pittsburgh 1	(0-1-0)

AWAY OPENERS

1985-86	Oct. 16	at Chicago	Pittsburgh 5	Chicago 5	(6-10-3)
1984-85	Oct. 11	at Boston	Boston 4	Pittsburgh 3	(6-10-2)
1983-84	Oct. 4	at St. Louis	St. Louis 5	Pittsburgh 3	(6-9-2)
1982-83	Oct. 5	at New Jersey	Pittsburgh 3	New Jersey 3	(6-8-2)
1981-82	Oct. 6	at St. Louis	St. Louis 6	Pittsburgh 2	(6-8-1)
1980-81	Oct. 9	at Philadelphia	Philadelphia 7	Pittsburgh 4	(6-7-1)
1979-80	Oct. 14	at Boston	Pittsburgh 4	Boston 1	(6-6-1)
1978-79	Oct. 12	at Boston	Boston 8	Pittsburgh 2	(5-6-1)
1977-78	Oct. 14	at Washington	Washington 2	Pittsburgh 1	(5-5-1)
1976-77	Oct. 7	at Montreal	Montreal 10	Pittsburgh 1	(5-4-1)
1975-76	Oct. 7	at Washington	Pittsburgh 4	Washington 2	(5-3-1)
1974-75	Oct. 9	at Minnesota	Pittsburgh 4	Minnesota 2	(4-3-1)
1973-74	Oct. 12	at Atlanta	Pittsburgh 4	Atlanta 3	(3-3-1)
1972-73	Oct. 11	at St. Louis	Pittsburgh 5	St. Louis 2	(2-3-1)
1971-72	Oct. 10	at Buffalo	Buffalo 2	Pittsburgh 1	(1-3-1)
1970-71	Oct. 15	at Minnesota	Minnesota 4	Pittsburgh 2	(1-2-1)
1969-70	Oct. 19	at Boston	Boston 4	Pittsburgh 0	(1-1-1)
1968-69	Oct. 16	at Toronto	Pittsburgh 2	Toronto 2	(1-0-1)
1967-68	Oct. 13	at St. Louis	Pittsburgh 3	St. Louis 1	(1-0-0)

ATTENDANCE FIGURES

YEAR	ATTENDANCE	DATES	AVERAGE	SELLOUTS	13,000 +
1985-86	503,020	40	12,576	13	21
1984-85	400,711	40	10,018	4	9
1983-84	273,550	40	6,839	0	2
1982-83	336,300	40	8,408	1	2
1981-82	451,965	40	11,299	5	11
1980-81	413,407	40	10,335	0	9
1979-80	426,156	40	10,653	2	8
1978-79	457,209	40	11,430	3	14
1977-78	421,933	40	10,548	2	10
1976-77	401,580	40	10,040	1	5
1975-76	458,198	40	11,455	2	9
1974-75	448,975	40	11,224	11**	12
1973-74	396,197	39	10,159	4	5
1972-73	436,601	39	11,195	7	7
1971-72	375,711	39	9,634	5	5
1970-71	377,182	39	9,671	3	3
1969-70	265,936	38	6,998	0	0
1968-69	228,285	38	6,008	0	0
1967-68	274,049	37	7,407	0	0
TOTAL	7,346,965	749	9,809	61	130

** - Sellout in 1974-75 was 13,404

1985-86	ATTENDANCE	DATES	AVERAGE	SELLOUTS	13,000 +
October	59,289	6	9,882	1	1
November	73,498	7	10,500	0	2
December	85,986	7	12,284	2	4
January	78,183	6	13,301	2	3
February	95,772	7	13,682	3	4
March	79,391	5	15,878	4	5
April	30,901	2	15,451	1	2

PENALTY SHOTS

DATE	PLAYER - TEAM	(RESULT)	GOALIE - TEAM RESULT
Dec. 23, 1967	Bill Collins, Minn.	(no goal)	vs LES BINKLEY, PGH , at Pittsburgh
Jan. 31, 1968	GEORGE KONIK, PGH	(SCORED)	vs Glenn Hall, St.L. at St. Louis
Feb. 5, 1969	CHARLIE BURNS, PGH	(no goal)	vs Ed Giacomin, NYR at Pittsburgh
Mar. 18, 1970	KEITH MCCREARY, PGH	(no goal)	vs Ed Giacomin, NYR at Pittsburgh
Jan. 14, 1971	JEAN PRONOVOST, PGH	(SCORED)	vs Roy Edwards, Det. at Detroit
Feb. 24, 1971	GREG POLIS, PGH	(no goal)	vs Ernie Wakely, St.L. at Pittsburgh
Feb. 9, 1972	SYL APPS, PGH	(SCORED)	vs Bernie Parent, Toronto at Toronto
Nov. 12, 1972	LOWELL MACDONALD, PGH	(no goal)	vs Roger Crozier, Buf. at Buffalo
Jan. 10, 1973	RON SCHOCK, PGH	(no goal)	vs Roy Edwards, Det. at Pittsburgh
Mar. 10, 1973	RON SCHOCK, PGH	(no goal)	vs Ed Giacomin, NYR at Pittsburgh
Feb. 16, 1974	CHUCK ARNASON, PGH	(no goal)	vs Gilles Meloche, Calif. at Pittsburgh
Mar. 5, 1974	Ralph Stewart, NYI	(no goal)	vs ANDY BROWN, PGH at NY Islanders.
Nov. 20, 1974	Dave Keon, Toronto	(SCORED)	vs GARY INNESS, PGH at Toronto
Nov. 14, 1976	Bill Goldsworthy, NYR	(no goal)	vs DUNC WILSON, PGH at NY Rangers
Nov. 21, 1976	Alain Daigle, Chi.	(no goal)	vs DUNC WILSON, PGH at Pittsburgh
Nov. 30, 1976	RON SCHOCK, PGH	(no goal)	vs Bernie Wolfe, Wash. at Washington
Dec. 16, 1976	Al MacAdam, Cleve.	(SCORED)	vs DENIS HERRON, PGH at Pittsburgh
Oct. 15, 1977	Orest Kindrachuk, Phil.	(no goal)	vs DUNC WILSON, PGH at Pittsburgh
Dec. 4, 1977	BLAIR CHAPMAN, PGH	(no goal)	vs Jim Bedard, Wash. at Washington
Jan. 21, 1978	PETE MAHOVLICH, PGH	(no goal)	vs Jim Bedard, Wash. at Pittsburgh
Mar. 22, 1978	BLAIR CHAPMAN, PGH	(no goal)	vs Bill McKenzie, Col. at Pittsburgh
Dec. 5, 1978	ROSS LONSBERRY, PGH	(no goal)	vs Glenn Resch, NYI at NY Islanders
Feb. 9, 1980	ROSS LONSBERRY, PGH	(no goal)	vs Gilles Meloche, Minn. at Pittsburgh
Jan. 14, 1981	GREGG SHEPPARD, PGH	(no goal)	vs Ed Staniowski, St.L. at Pittsburgh
Oct. 11, 1981	Iikka Sinisalo, Phil.	(SCORED)	vs PAUL HARRISON, PGH at Philadelphia
Feb. 17, 1983	Bob Bourne, NYI	(no goal)	vs DENIS HERRON, PGH at NY Islanders
Mar. 16, 1983	Dino Ciccarelli, Minn.	(no goal)	vs DENIS HERRON, PGH at Minnesota
Oct. 14, 1983	DAVE HANNAN, PGH	(SCORED)	vs Pat Riffin, Wash. at Washington
Mar. 17, 1984	Tony Currie, Hart.	(no goal)	vs DENIS HERRON, PGH at Hartford
Nov. 29, 1984	ANDY BRICKLEY, PGH	(no goal)	vs Murray Bannerman, Chi. at Pittsburgh
Dec. 29, 1984	MARIO LEMIEUX, PGH	(SCORED)	vs Mario Gosselin, Que. at Quebec
Dec. 29, 1984	Michel Goulet, Que.	(no goal)	vs DENIS HERRON, PGH at Quebec
Jan. 2, 1985	WARREN YOUNG, PGH	(SCORED)	vs Tim Bernhardt, Tor. at Toronto

Pittsburgh has scored 6 times in 21 attempts.
Opponents have scored 3 times in 12 attempts

ALL-TIME GOALTENDING LEADERS VS PITTSBURGH

GAMES PLAYED		MINUTES PLAYED	
1. Rogie Vachon	64	1. Rogie Vachon	3701
2. Tony Esposito	48	2. Tony Esposito	2880
3. Cesare Maniago	39	3. Gilles Meloche	2280
4. Gilles Meloche	38	4. Cesare Maniago	2199
5. BILLY SMITH	37	5. Bernie Parent	2160
6. Bernie Parent	36	6. BILLY SMITH	2109
7. Gary Smith	34	7. Ed Giacomin	1900
8. Ron Low	34	8. GLENN RESCH	1897
9. GLENN RESCH	34	9. Phil Myre	1878
10. Phil Myre	33	10. Gary Smith	1861
GOALS AGAINST		SHUTOUTS	
1. Rogie Vachon	175	1. Bernie Parent	10
2. Gilles Meloche	155	2. Rogie Vachon	7
3. Tony Esposito	124	3. Ed Giacomin	7
4. BILLY SMITH	109	4. Bruce Gamble	5
5. Phil Myre	107	5. Cesare Maniago	5
6. Ron Low	106	6. Tony Esposito	5
7. GLENN RESCH	106	7. Ernie Wakely	4
8. Gary Smith	105	8. Gerry Cheevers	3
9. Cesare Maniago	105	9. Gerry Desjardins	3
10. Jim Rutherford	89	10. Seven players with	2
WINS		LOSSES	
1. Rogie Vachon	34	1. Gilles Meloche	19
2. Tony Esposito	30	2. Rogie Vachon	19
3. Bernie Parent	21	3. Gary Smith	18
4. Ed Giacomin	20	4. Jim Rutherford	15
5. Cesare Maniago	18	5. Doug Favell	15
6. BILLY SMITH	18	6. Gerry Desjardins	13
7. Michel Larocque	16	7. Phil Myre	13
8. Ron Low	16	8. Cesare Maniago	12
9. Gerry Cheevers	15	9. Phil Esposito	11
10. Ken Dryden	15	10. Ron Low	11
11. Dan Bouchard	15	11. GLENN RESCH	11
AVERAGE		SAVE PERCENTAGE	
1. Bernie Parent	1.97	1. Bernie Parent935
2. Bruce Gamble	2.04	2. Bruce Gamble933
3. Glenn Hall	2.18	3. Glenn Hall927
4. BOB FROESE	2.23	4. Jacques Plante922
5. Roy Edwards	2.24	5. Tony Esposito921
6. Ed Giacomin	2.31	6. Roy Edwards920
7. Jacques Plante	2.44	7. Roger Crozier919
8. PAT RIGGIN	2.46	8. Cesare Maniago919
9. Gerry Cheevers	2.51	9. Ed Giacomin919
10. Roger Crozier	2.56	10. Gerry Cheevers916

ALL-TIME GOALTENDING VS PITTSBURGH

NAME	TEAM	GP	MP	GF	GA	ENG	SO	AVG	W-L-T	EFF
Murray Bannerman	Chi.	9	545	37	32	1	0	3.52	4-3-2	.892
Tom Barrasso	Buf.	7	430	21	16	1	0	2.23	3-2-2	.902
Don Beaupre	Min.	3	180	6	7	1	0	2.33	1-2-0	.914
Marc Behrend	Wpg.	2	124	5	9	0	0	4.35	0-2-0	.855
Tim Bernhardt	Tor.	4	231	12	17	0	0	4.42	1-2-0	.850
Alan Bester	Tor.	1	60	1	3	0	0	3.00	0-1-0	.921
Craig Billington	N.J.	4	245	12	20	0	0	4.90	0-3-1	.879
Dan Bouchard	Atl.	16	880	54	36	0	2	2.45	10-4-2	.916
	Calg.	2	120	11	6	0	0	3.00	1-1-0	.915
	Que.	8	472	31	26	0	0	3.30	3-4-1	.876
	Wpg.	1	60	5	3	0	0	3.00	1-0-0	.875
TOTAL		27	1532	101	71	0	2	2.78	15-9-3	.903
Richard Brodeur	Van.	11	550	35	42	1	0	4.58	2-6-2	.849
Frank Caprice	Van.	1	60	7	6	0	0	6.00	1-0-0	.813
Jon Casey	Minn.	2	121	5	7	0	0	3.47	0-2-0	.899
Alain Chevrier	N.J.	1	60	0	4	0	0	4.00	0-1-0	.862
Jacques Cloutier	Buf.	1	40	5	5	0	0	7.50	0-0-0	.688
Marc D'Amour	Calg.	1	19	0	2	0	0	6.32	0-1-0	.857
Don Edwards	Buf.	15	900	69	46	0	1	3.07	7-2-6	.893
	Calg.	7	410	33	23	0	0	3.37	3-1-2	.903
	Tor.	2	69	4	8	0	0	6.96	0-2-0	.750
TOTAL		24	1379	106	77	0	1	3.35	10-5-8	.890
Daren Eliot	LA	2	120	9	6	0	0	3.00	2-0-0	.893
Bob Froese	Phil.	15	861	73	32	0	0	2.23	14-0-0	.921
Grant Fuhr	Edm.	4	205	19	13	0	0	3.80	2-0-1	.886
John Garrett	Htfd.	6	340	28	32	0	0	5.65	2-3-1	.835
	Que.	3	180	22	11	0	0	3.67	3-0-0	.893
	Van.	6	270	26	15	0	0	3.33	4-0-0	.877
TOTAL		15	790	76	58	0	0	4.41	9-3-1	.862
Mario Gosselin	Que.	3	153	10	8	0	0	3.14	1-0-1	.899
Glen Hanlon	Van.	6	360	21	25	1	0	4.17	1-5-0	.854
	STL	1	60	5	3	0	0	3.00	1-0-0	.917
	NYR	7	503	41	29	0	0	3.46	5-3-0	.881
TOTAL		16	923	67	57	1	0	3.71	7-8-0	.873
Brian Hayward	Wpg.	5	302	18	26	1	0	5.17	2-3-0	.829
Rick Heinz	STL	3	185	16	8	0	0	2.59	2-0-1	.916
Mark Holden	Wpg.	1	60	7	6	0	0	6.00	1-0-0	.739
Kelly Hrudey	NYI	10	580	49	29	0	2	3.00	6-3-0	.910
Bob Janecyk	Chi.	1	60	3	3	0	0	3.00	0-0-1	.910
	LA	2	123	10	3	0	1	1.46	2-0-0	.887
TOTAL		3	188	13	6	0	1	1.91	2-0-1	.925
Al Jensen	Wash.	15	782	56	38	0	1	2.92	11-1-1	.890
Darren Jensen	Phil.	2	125	9	6	0	0	2.88	1-0-1	.913
Doug Keans	LA	3	140	6	9	1	0	3.86	0-1-1	.870
	Bos.	3	180	13	9	0	0	3.00	2-1-0	.873
TOTAL		6	320	19	18	1	0	3.38	2-2-1	.871
Mark LaForest	Det.	1	40	2	5	0	0	7.50	0-1-0	.722
Rejean Lemelin	Calg.	9	486	37	26	1	0	3.21	5-1-2	.894
Mario Lessard	LA	15	840	52	48	0	1	3.43	4-5-5	.889
Mike Liut	STL	11	640	45	33	0	1	3.09	8-2-1	.899
	Htfd.	2	120	9	7	0	0	3.50	2-0-0	.870
TOTAL		13	760	54	40	0	1	3.16	10-2-1	.895
Clint Malarchuk	Que.	2	82	8	12	0	0	8.78	1-1-0	.745
Bob Mason	Wash.	4	245	27	7	0	0	1.71	3-0-1	.940

ALL-TIME GOALTENDING VS PITTSBURGH

NAME	TEAM	GP	MP	GF	GA	ENG	SO	AVG	W-L-T	EFF
Roland Melanson	NYI	11	660	47	28	1	0	2.55	7-4-0	.917
	Min.	1	60	4	3	0	0	3.00	1-0-0	.893
	LA	2	124	8	12	1	0	5.81	0-2-0	.836
TOTAL		14	844	59	43	2	0	3.06	8-6-0	.902
Greg Millen	Htfd.	9	539	30	36	1	0	4.01	2-6-1	.871
Andy Moog	Edm.	11	640	67	37	0	0	3.47	8-3-0	.889
Pete Peeters	Phil.	9	540	39	18	0	2	2.00	7-1-1	.931
	Bos.	6	361	33	19	0	0	3.16	5-1-0	.883
	Wash.	3	179	10	14	0	0	4.69	2-1-0	.848
TOTAL		18	1080	83	51	0	2	2.83	14-3-1	.901
Steve Penney	Mtl.	2	120	8	5	0	0	2.50	2-0-0	.861
Glenn Resch	NYI	15	856	50	42	0	1	2.94	8-4-5	.903
	Col.	1	42	0	5	0	0	7.14	0-1-0	.773
	NJ	18	999	68	59	1	0	3.54	8-6-3	.877
TOTAL		34	1897	118	106	1	1	3.35	14-11-8	.886
Pat Riggan	Calg.	3	180	11	7	0	1	2.33	1-0-2	.926
	Wash.	9	540	43	23	0	1	2.56	7-1-1	.889
	Bos.	1	60	5	2	0	0	2.00	1-0-0	.913
TOTAL		13	780	59	32	0	2	2.46	9-1-3	.902
Patrick Roy	Mtl.	1	60	5	3	0	0	3.00	1-0-0	.889
Rick St. Croix	Phil.	5	300	20	15	0	0	3.00	3-1-1	.871
	Tor.	3	105	5	6	0	0	3.43	1-1-0	.885
TOTAL		8	405	25	21	0	0	3.11	4-2-1	.875
Bob Sauve	Buf.	11	621	57	33	0	0	3.19	5-3-3	.885
	Det.	1	60	5	4	0	0	4.00	1-0-0	.810
TOTAL		12	681	62	37	0	0	3.26	6-3-3	.879
Ron Scott	NYR	1	20	0	2	0	0	6.00	0-1-0	.750
Richard Sevigny	Mtl.	11	609	44	29	1	0	2.86	7-2-1	.900
	Que.	2	70	10	1	0	0	0.86	1-0-0	.971
TOTAL		13	679	54	30	1	0	2.69	8-2-1	.908
Billy Smith	LA	1	60	4	4	0	0	4.00	0-0-1	.875
	NYI	36	2049	131	105	2	1	3.09	18-8-8	.908
TOTAL		37	2109	135	109	2	1	3.10	18-8-9	.906
Doug Soetaert	NYR	9	500	23	32	0	0	3.84	3-4-1	.885
	Wpg.	5	241	14	13	0	0	3.24	2-2-0	.902
	Mtl.	2	125	9	10	0	0	4.80	0-1-1	.815
TOTAL		16	866	46	55	0	0	3.69	5-7-2	.882
Greg Stefan	Det.	8	445	32	27	0	0	3.64	4-2-1	.871
John Vanbiesbrouck	NYR	11	626	48	40	0	0	3.83	6-3-1	.872
	Mtl.	1	60	4	2	0	0	2.00	1-0-0	.933
	STL	5	300	22	19	0	0	3.80	3-2-0	.874
TOTAL		6	360	26	21	0	0	3.50	4-2-0	.884
Steve Weeks	NYR	11	600	47	42	1	0	4.20	6-5-0	.864
	Hart.	2	120	5	8	0	0	4.00	1-1-0	.789
TOTAL		13	720	52	50	1	0	4.17	7-6-0	.855
Wendall Young	Van.	1	20	0	2	0	0	6.00	0-0-0	.714

PITTSBURGH SHUTOUTS

NAME - TEAM	DATE - LOCATION	SCORE	SAVES
	1967-68		
Les Binkley	Nov. 4 at California	1-0	31
Hank Bassen	Nov. 15 vs Philadelphia	5-0	27
Les Binkley (2)	Dec. 23 vs Minnesota	4-0	23
Les Binkley (3)	Dec. 27 vs California	0-0	24
Les Binkley (4)	Jan. 28 at Boston	1-0	33
Les Binkley (5)	Feb. 9 vs St. Louis	2-0	22
Les Binkley (6)	Mar. 30 vs Philadelphia *	2-0	23
	1968-69		
Joe Daley	Feb. 19 vs Boston	3-0	41
Joe Daley (2)	Mar. 23 vs Minnesota	5-0	32
	1969-70		
Les Binkley (7)	Nov. 12 at Toronto	3-0	31
Les Binkley (8)	Dec. 10 at Los Angeles	2-0	29
Al Smith	Feb. 26 vs Los Angeles	1-0	30
Al Smith (2)	Mar. 8 at NY Rangers	0-0	33
Les Binkley (9)	Mar. 25 vs Minnesota	2-0	25
	1970-71		
Les Binkley (10)	Oct. 17 vs Philadelphia	0-0	24
Al Smith (3)	Dec. 8 vs Toronto	4-0	29
Les Binkley (11)	Mar. 3 vs Montreal	4-0	33
Al Smith (4)	Mar. 13 vs Minnesota	0-0	20
	1971-72		
Jim Rutherford	Feb. 17 at Buffalo	2-0	23
	1972-73		
Denis Herron	Oct. 17 at NY Islanders	5-0	24
Denis Herron (2)	Oct. 24 at Vancouver	4-0	23
Jim Rutherford (2)	Jan. 20 vs Boston	3-0	26
Jim Rutherford (3)	Feb. 20 at NY Islanders	4-0	34
Jim Rutherford (4)	Feb. 24 vs Chicago	2-0	32
	1973-74		
Andy Brown	Mar. 24 vs Detroit	8-0	23
	1974-75		
Gary Inness	Nov. 17 vs Washington	6-0	26
Gary Inness (2)	Nov. 23 vs Los Angeles	0-0	30
	1975-76		
Michel Plasse	Mar. 6 vs Minnesota	5-0	18
Michel Plasse (2)	Mar. 28 vs Detroit	3-0	29
	1976-77		
Dunc Wilson	Nov. 13 vs Philadelphia	1-0	25
Dunc Wilson (2)	Nov. 21 vs Chicago	5-0	25
Dunc Wilson (3)	Jan. 19 at Vancouver	3-0	21
Dunc Wilson (4)	Jan. 27 at NY Rangers	3-0	30
Dunc Wilson (5)	Feb. 3 at Cleveland	0-0	22
Denis Herron (3)	Mar. 9 vs Colorado	3-0	32
	1977-78		
None			
	1978-79		
Greg Millen	Dec. 13 vs St. Louis	3-0	33
Greg Millen (2)	Jan. 16 vs Minnesota	5-0	25
	1979-80		
Greg Millen (3)	Dec. 19 at Chicago	0-0	29
Rob Holland	Mar. 2 vs NY Islanders	0-0	24
Greg Millen (4)	Mar. 30 vs Washington	4-0	28
	1980-81		
None			
	1981-82		
Gary Edwards	Mar. 21 at Colorado	6-0	28
	1982-83		
Denis Herron (4)	Dec. 4 vs Philadelphia	0-0	34
	1983-84		
Denis Herron (5)	Oct. 14 at Washington	4-0	29
Roberto Romano	Feb. 1 vs Minnesota	4-0	34
	1984-85		
Roberto Romano (2)	Dec. 28 vs Hartford	4-0	34
Denis Herron (6)	Mar. 16 vs NY Rangers	5-0	26
	1985-86		
Roberto Romano (3)	Dec. 2 at NY Rangers	6-0	40
Roberto Romano (4)	Feb. 8 vs New Jersey	4-0	27

* - Game played in Quebec City instead of Philadelphia

OPPONENT SHUTOUTS

NAME - TEAM	DATE - LOCATION	SCORE	SAVES
	1967-68		
Doug Favell, Philadelphia	Oct. 17 at Philadelphia	1-0	17
Gary Smith, California	Dec. 27 at Pittsburgh	0-0	34
Bruce Gamble, Toronto	Jan. 13 at Toronto	7-0	33
Ed Giacomini, NY Rangers	Mar. 17 at NY Rangers	3-0	20
Cesare Maniago, Minnesota	Mar. 23 at Minnesota	3-0	31
	1968-69		
Bernie Parent, Philadelphia	Oct. 17 at Philadelphia	3-0	20
Doug Favell, Philadelphia (2)	Nov. 9 at Pittsburgh	3-0	37
Gerry Desjardins, Los Angeles	Jan. 18 at Los Angeles	4-0	30
Bruce Gamble, Toronto (2)	Jan. 25 at Pittsburgh	2-0	30
Glenn Hall, St. Louis	Feb. 12 at St. Louis	2-0	19
Lorne Worsley, Montreal	Feb. 16 at Pittsburgh	4-0	36
Roy Edwards, Detroit	Feb. 20 at Detroit	3-0	26
Ed Johnston, Boston	Mar. 2 at Boston	4-0	19
	1969-70		
Gerry Cheevers, Boston	Oct. 19 at Boston	4-0	26
Gerry Desjardins, Los Angeles (2)	Oct. 22 at Los Angeles	2-0	25
Ernie Wakely, St. Louis	Nov. 13 at St. Louis	4-0	25
Jacques Plante, St. Louis	Nov. 19 at Pittsburgh	4-0	18
Bruce Gamble, Toronto (3)	Dec. 6 at Toronto	5-0	25
Bernie Parent, Philadelphia (2)	Dec. 21 at Philadelphia	4-0	28
Tony Esposito, Chicago	Dec. 27 at Pittsburgh	3-0	30
Ernie Wakely, St. Louis (2)	Jan. 3 at St. Louis	6-0	26
Tony Esposito, Chicago (2)	Jan. 14 at Chicago	5-0	28
Bruce Gamble, Toronto (4)	Jan. 17 at Toronto	4-0	38
Terry Sawchuk, NY Rangers	Feb. 1 at NY Rangers	6-0	29
Gerry Cheevers, Boston (2)	Feb. 14 at Pittsburgh	3-0	35
Ed Giacomini, NY Rangers (2)	Mar. 8 at NY Rangers	0-0	25
Ed Giacomini, NY Rangers (3)	Mar. 18 at Pittsburgh	2-0	30
	1970-71		
Bernie Parent, Philadelphia (3)	Oct. 17 at Pittsburgh	0-0	30
Ernie Wakely, St. Louis (3)	Nov. 19 at Pittsburgh	1-0	20
Cesare Maniago, Minnesota	Dec. 12 at Pittsburgh	1-0	35
Tony Esposito, Chicago (3)	Feb. 7 at Chicago	1-0	28
Ed Giacomini, NY Rangers (4)	Feb. 20 at Pittsburgh	2-0	37
Ed Giacomini, NY Rangers (5)	Feb. 27 at Pittsburgh	4-0	26
Cesare Maniago, Minnesota (3)	Mar. 13 at Pittsburgh	0-0	31
	1971-72		
Cesare Maniago, Minnesota (4)	Oct. 28 at Minnesota	2-0	35
Gary Smith, Chicago (2)	Jan. 8 at Pittsburgh	4-0	24
Ernie Wakely, St. Louis (4)	Jan. 22 at St. Louis	1-0	25
Bruce Gamble, Philadelphia (3)	Jan. 30 at Philadelphia	4-0	33
Cesare Maniago, Minnesota (5)	Feb. 20 at Minnesota	2-0	40
Bernie Parent, Toronto (4)	Feb. 23 at Toronto	2-0	34
	1972-73		
Roger Crozier, Buffalo	Nov. 12 at Buffalo	1-0	18
Ron Low & Jacques Plante, Toronto	Dec. 29 at Pittsburgh	4-0	42
Ed Giacomini, NY Rangers (6)	Jan. 7 at NY Rangers	3-0	24
	1973-74		
Bernie Parent, Philadelphia (5)	Oct. 27 at Pittsburgh	6-0	23
Dunc Wilson, Toronto	Nov. 3 at Toronto	6-0	33
Bernie Parent, Philadelphia (6)	Nov. 4 at Philadelphia	7-0	29
Ed Giacomini, NY Rangers (7)	Nov. 18 at NY Rangers	7-0	33
Doug Grant, Detroit	Dec. 15 at Pittsburgh	2-0	36
Rogie Vachon, Los Angeles	Jan. 16 at Pittsburgh	2-0	34
Rogie Vachon, Los Angeles (2)	Jan. 26 at Pittsburgh	2-0	25

Rogie Vachon, Los Angeles (3)
 Rogie Vachon, Los Angeles (4)
 Bernie Parent, Philadelphia (7)
 Bernie Parent, Philadelphia (8)
 Rogie Vachon, Los Angeles (5)
 Ken Dryden, Montreal

Rogie Vachon, Los Angeles (6)
 Gerry Desjardins, Buffalo (3)

Bernie Parent, Philadelphia (9)
 Gerry Cheevers, Boston (3)
 Wayne Thomas, Toronto
 Gary Edwards, Cleveland
 Rogie Vachon, Los Angeles (7)
 Wayne Stephenson, Philadelphia
 Gilles Gilbert, Boston

Bernie Parent, Philadelphia (10)
 Dan Bouchard, Atlanta

Dan Bouchard, Atlanta (2)
 Michel Larocque, Montreal
 Mario Lessard, Los Angeles
 Mike Palmateer, Toronto

Tony Esposito, Chicago (4)
 Pete Peeters, Philadelphia
 Don Edwards, Buffalo
 Michel Dion, Quebec
 Glenn Resch, NY Islanders
 Bill McKenzie, Colorado

Pete Peeters, Philadelphia (2)

Pat Riggan, Calgary

Billy Smith, NY Islanders
 Pelle Lindbergh, Philadelphia
 Markus Mattsson, Minnesota

Al Jensen, Washington
 Mike Liut, St. Louis
 Tony Esposito, Chicago (5)
 Pat Riggan, Washington (2)

Kelly Hrudey, NY Islanders
 Bob Janecyk, Los Angeles

Kelly Hrudey, NY Islanders (2)

1974-75

Oct. 28 at Los Angeles 2-0 23
 Nov. 23 at Pittsburgh 0-0 32
 Dec. 22 at Pittsburgh 4-0 24
 Mar. 13 at Philadelphia 6-0 22
 Mar. 22 at Los Angeles 4-0 31
 Apr. 2 at Montreal 6-0 23

1975-76

Oct. 30 at Los Angeles 4-0 21
 Jan. 11 at Buffalo 6-0 28

1976-77

Oct. 28 at Philadelphia 3-0 21
 Nov. 24 at Pittsburgh 4-0 34
 Jan. 11 at Pittsburgh 2-0 30
 Feb. 3 at Cleveland 0-0 22
 Mar. 2 at Pittsburgh 5-0 26
 Mar. 14 at Philadelphia 4-0 22
 Mar. 27 at Boston 3-0 11

1977-78

Oct. 20 at Philadelphia 11-0 20
 Jan. 18 at Atlanta 1-0 25

1978-79

Nov. 3 at Atlanta 2-0 25
 Feb. 22 at Montreal 12-0 25
 Mar. 7 at Pittsburgh 4-0 26
 Mar. 11 at Toronto 4-0 39

1979-80

Dec. 19 at Chicago 0-0 37
 Feb. 2 at Pittsburgh 4-0 30
 Feb. 7 at Buffalo 9-0 25
 Feb. 24 at Quebec 2-0 33
 Mar. 2 at Pittsburgh 0-0 22
 Mar. 28 at Colorado 5-0 30

1980-81

Jan. 21 at Pittsburgh 5-0 33

1981-82

Jan. 16 at Calgary 4-0 29

1982-83

Oct. 14 at NY Islanders 9-0 30
 Dec. 4 at Pittsburgh 0-0 24
 Jan. 12 at Pittsburgh 7-0 40

1983-84

Oct. 25 at Pittsburgh 1-0 26
 Dec. 31 at St. Louis 2-0 16
 Jan. 15 at Chicago 2-0 35
 Mar. 24 at Washington 6-0 18

1984-85

Feb. 2 at Pittsburgh 4-0 26
 Mar. 5 at Los Angeles 6-0 21

1985-86

Jan. 9 at NY Islanders 9-0 27

PITTSBURGH HAT TRICKS

1967-68

Oct. 18 vs Minnesota Cesare Maniago (2)/Gary Bauman (1)
 Oct. 21 vs Chicago Denis Dejordy

1968-69

1960-70

Feb. 4 vs Minnesota Cesare Maniago (1)/Ken Broderick (2)

1970-71

Dec. 19 vs Detroit Jim McLeod (2) & ENG
 Mar. 24 vs Detroit Jim Rutherford

1971-72

Dec. 1 vs Detroit Al Smith (2)/Joe Daley (1)

1972-73

Oct. 11 at St. Louis Wayne Stephenson
 Nov. 15 vs Minnesota Gilles Gilbert
 Nov. 19 vs Atlanta Phil Myre
 Nov. 22 vs St. Louis Wayne Stephenson
 Nov. 29 vs Toronto Ron Low
 Dec. 13 vs NY Islanders Gerry Desjardins

1973-74

Nov. 13 vs Minnesota Cesare Maniago
 Mar. 24 vs Detroit Doug Grant
 Mar. 27 vs Minnesota Gump Worsley

1974-75

Feb. 15 at Toronto Doug Favell
 Feb. 26 vs Washington Michel Belhumeur
 Mar. 12 vs Boston Gilles Gilbert

1975-76

Nov. 12 at Washington Bernie Wolfe
 Dec. 17 at California Gilles Meloche
 Dec. 17 at California Gilles Meloche
 Jan. 18 vs NY Rangers Dunc Wilson (1)/Doug Soetaert (2)
 Feb. 8 at Vancouver Gary Smith (2)/Ken Lockett (1)
 Feb. 19 vs Toronto Doug Favell
 Feb. 21 vs Chicago Gilles Villemure
 Feb. 21 vs Chicago Gilles Villemure
 Mar. 10 vs Buffalo Al Smith

1976-77

Oct. 6 vs Vancouver Cesare Maniago (2)/Curt Ridley (1)
 Feb. 19 at Toronto Mike Palmateer (1)/Wayne Thomas (2)

1977-78

Nov. 16 at Minnesota Pete Lopresti
 Nov. 30 vs Detroit Ron Low
 Dec. 31 vs Cleveland Gary Edwards



Orest Kindrachuk
Ron Stackhouse
Greg Malone

Gary McAdam

Rick Kehoe (4)
Rick Kehoe (5)
Paul Gardner **
Rick Kehoe (6)
Gregg Sheppard

Paul Gardner (2)
Doug Shedden
Rick Kehoe (7)
Andre St. Laurent

Pat Boutette
Pat Boutette (2)
Rick Kehoe (8)

Andy Brickley
Mike Bullard
Mark Taylor

Mike Bullard (2) **
Mike Bullard (3)

Mike Bullard (4)
Mario Lemieux **
Mike Bullard (5)
Doug Shedden (2)
Mike Bullard (6)

TOTAL - 58

RECORD - (44-8-5)

MOST ALL TIME - Rick Kehoe (8), Mike Bullard (6)

MOST ONE YEAR - Al McDonough (3), Rick Kehoe (3) & Mike Bullard (3)

** -Four Goal Game

1978-79
Mar. 4 at Colorado Michel Plasse
Mar. 18 at NY Rangers Wayne Thomas
Mar. 28 vs NY Rangers Doug Soetaert

1979-80
Nov. 28 vs Quebec Michel Dion

1980-81
Nov. 26 vs Vancouver Richard Brodeur
Dec. 3 at Toronto Jiri Crha
Dec. 13 vs Philadelphia Phil Myre
Jan. 14 vs St. Louis Ed Staniowski
Mar. 16 at Edmonton Ed Mio

1981-82
Nov. 7 vs Philadelphia Pelle Lindbergh
Jan. 2 vs Hartford John Garrett
Jan. 20 vs Boston Marco Baron
Mar. 6 at Quebec Dan Bouchard

1982-83
Oct. 12 vs Vancouver Richard Brodeur
Oct. 27 vs Washington Dave Parro
Dec. 23 at Detroit Greg Stefan

1983-84
Dec. 26 vs NY Rangers Steve Weeks
Jan. 18 vs Winnipeg Mike Veisor
Mar. 29 at NY Rangers John Vanbiesbrouck

1984-85
Dec. 5 vs St. Louis Mike Liut
Dec. 26 vs NY Islanders Kelly Hrudey

1985-86
Dec. 31 at St. Louis Rick Wamsley
Dec. 31 at St. Louis Rick Wamsley
Jan. 22 at Edmonton Andy Moog
Feb. 15 vs Vancouver Richard Brodeur
Feb. 21 at Detroit Greg Stefan (1)/Mark LaForest (2)

HOME - 39

HOME - (33-4-2)

AWAY - 19

AWAY - (11-4-3)

OPPONENT HAT TRICKS

1967-68
Dec. 6 at Chicago Les Binkley (3)/Hank Bassen (1)
Jan. 13 at Toronto Les Binkley
Feb. 17 at Montreal Les Binkley
Mar. 16 at Montreal Hank Bassen (2) & ENG

1968-69
Nov. 7 at Montreal Les Binkley
Nov. 14 at Pittsburgh Les Binkley
Dec. 15 at Boston Joe Daley

1969-70
Nov. 2 at Detroit Al Smith
Nov. 19 at Pittsburgh Les Binkley
Jan. 17 at Toronto Les Binkley
Feb. 1 at NY Rangers Al Smith
Feb. 11 at Chicago Al Smith

1970-71
Oct. 15 at Minnesota Al Smith
Dec. 6 at Boston Les Binkley
Jan. 9 at Toronto Al Smith
Mar. 6 at Pittsburgh Al Smith
Mar. 31 at Pittsburgh Cam Newton

1971-72
Dec. 12 at New York Jim Rutherford
Dec. 28 at Pittsburgh Les Binkley (2) & ENG
Feb. 12 at Pittsburgh Jim Rutherford

1972-73
Dec. 17 at NY Rangers Denis Herron
Jan. 17 at Montreal Cam Newton
Feb. 10 at Boston Cam Newton
Mar. 7 at Minnesota Andy Brown
Mar. 17 at Vancouver Andy Brown (2)/Cam Newton (1)

1973-74
Jan. 3 at Buffalo Jim Rutherford
Feb. 3 at Pittsburgh Andy Brown
Feb. 10 at Chicago Gary Inness
Feb. 28 at Montreal Gary Inness
Mar. 23 at Minnesota Gary Inness

1974-75
Oct. 23 at Pittsburgh Gary Inness
Nov. 20 at Toronto Gary Inness
Dec. 7 at Montreal Bob Johnson
Jan. 26 at Montreal Michel Plasse
Mar. 2 at NY Rangers Michel Plasse
Apr. 6 at Washington Bob Johnson

1975-76
Nov. 12 at Washington Gary Inness
Nov. 13 at Pittsburgh Gary Inness
Nov. 15 at Pittsburgh Gary Inness
Feb. 29 at Pittsburgh Gary Inness (2) & ENG

1976-77
Oct. 6 at Pittsburgh Gordie Laxton
Feb. 6 at Colorado Denis Herron
Feb. 7 at St. Louis Dunc Wilson
Mar. 13 at Philadelphia Denis Herron

1977-78
Nov. 24 at Los Angeles Denis Herron

1978-79
Feb. 18 at Detroit Greg Millen (2)/Herron (1)
Apr. 1 at Pittsburgh Denis Herron (2)/Millen (1)

1979-80			
Pierre Larouche, Montreal	Oct. 25	at Montreal	Rob Holland
Darryl Sittler, Toronto	Jan. 16	at Pittsburgh	Greg Millen
Jordy Douglas, Hartford	Jan. 17	at Hartford	Greg Millen
Blair MacDonald, Edmonton	Jan. 19	at Pittsburgh	Greg Millen
Mike Foligno, Detroit	Jan. 31	at Detroit	Greg Millen
Danny Gare, Buffalo	Feb. 7	at Buffalo	Greg Millen
Darryl Sittler, Toronto (2)	Mar. 5	at Pittsburgh	Rob Holland
Wayne Gretzky, Edmonton	Mar. 21	at Edmonton	Greg Millen
1980-81			
Denis Maruk, Washington	Nov. 12	at Pittsburgh	Rob Holland
Rick Dudley, Buffalo	Dec. 7	at Buffalo	Millen (1)/Holland (2)
Bobby Clarke, Philadelphia	Dec. 13	at Pittsburgh	Greg Millen
Stan Smyl, Vancouver	Dec. 19	at Vancouver	Holland (2)/Millen (1)
Reed Larson, Detroit	Jan. 3	at Pittsburgh	Greg Millen
Mike Bossy, NY Islanders **	Jan. 13	at NY Islanders	Greg Millen (3) & ENG
Lanny McDonald, Colorado	Feb. 6	at Colorado	Nick Ricci (2) & ENG
Mark Messier, Edmonton	Mar. 16	at Edmonton	Greg Millen
1981-82			
Mel Bridgman, Philadelphia	Oct. 29	at Philadelphia	Michel Dion
Keith Acton, Montreal	Nov. 21	at Montreal	Dion (2)/Paul Harrison (1)
Ron Duguay, NY Rangers	Dec. 27	at NY Rangers	Paul Harrison
Blaine Stoughton, Hartford	Jan. 3	at Hartford	Paul Harrison
Wayne Gretzky, Edmonton (2)	Mar. 17	at Edmonton	Michel Dion
Bernie Nicholls, Los Angeles	Mar. 20	at Los Angeles	Michel Dion
1982-83			
Butch Goring, NY Islanders (2)	Oct. 14	at NY Islanders	Denis Herron
Marian Stastny, Quebec	Oct. 21	at Quebec	Denis Herron
Peter Stastny, Quebec	Dec. 11	at Pittsburgh	Denis Herron
Glenn Anderson, Edmonton	Jan. 7	at Edmonton	Denis Herron
Dale Hawerchuk, Winnipeg	Feb. 4	at Winnipeg	Michel Dion
Lanny McDonald, Calgary (2)	Feb. 5	at Calgary	Denis Herron
Kent Nilsson, Calgary	Feb. 5	at Calgary	Denis Herron
Charlie Simmer, Los Angeles	Feb. 12	at Pittsburgh	Nick Ricci
Reed Larson, Detroit (2)	Feb. 15	at Pittsburgh	Nick Ricci
Ken Linseman, Edmonton	Feb. 19	at Pittsburgh	Herron (2)/Ricci (1)
1983-84			
Bryan Trottier, NY Islanders	Nov. 11	at NY Islanders	Michel Dion
Barry Pederson, Boston	Dec. 6	at Pittsburgh	Michel Dion (2)/Herron (1)
Bob MacMillan, New Jersey	Jan. 7	at Pittsburgh	Roberto Romano
Paul MacLean, Winnipeg	Jan. 18	at Pittsburgh	Michel Dion
Pierre Larouche, NYR (2)	Jan. 25	at Pittsburgh	Romano (2)/Dion (1)
Doug Risebrough, Calgary	Feb. 16	at Calgary	Michel Dion
Lanny McDonald, Calgary (3)	Feb. 16	at Calgary	Michel Dion
Wayne Gretzky, Edmonton (3) **	Feb. 22	at Pittsburgh	Roberto Romano
Michel Goulet, Quebec	Mar. 8	at Pittsburgh	Denis Herron
Dave Poulin, Philadelphia	Mar. 22	at Philadelphia	Denis Herron
Ilkka Sinisalo, Philadelphia	Mar. 22	at Philadelphia	Denis Herron
1984-85			
Uli Hiemer, New Jersey	Oct. 31	at New Jersey	Denis Herron
Jorgen Pettersson, St. Louis	Nov. 8	at Pittsburgh	Michel Dion
Denis Savard, Chicago	Nov. 29	at Pittsburgh	Denis Herron
Michel Goulet, Quebec	Dec. 29	at Quebec	Denis Herron
Dale Hawerchuk, Winnipeg	Jan. 21	at Winnipeg	Roberto Romano
Wayne Gretzky, Edmonton (4)	Jan. 26	at Edmonton	Denis Herron
Peter Sundstrom, NY Rangers	Feb. 22	at Pittsburgh	Brian Ford
1985-86			
Danny Gare, Detroit (2)	Oct. 30	at Detroit	Roberto Romano
Tony Tanti, Vancouver	Nov. 13	at Vancouver	Roberto Romano
Dave Poulin, Philadelphia (2)	Nov. 24	at Philadelphia	Denis Herron
Troy Murray, Chicago	Jan. 1	at Chicago	Gilles Meloche
Al Secord, Chicago	Jan. 1	at Chicago	Gilles Meloche

** -Four Goal Game

ALL-TIME LEADERS - OPPONENTS

GAMES PLAYED		GOALS	
1. Butch Goring	80	1. Guy Lafleur	44
2. Bobby Clarke	76	2. Bobby Clarke	44
3. Serge Savard	72	3. Phil Esposito	40
4. Carol Vadnais	71	4. MARCEL DIONNE	38
5. Darryl Sittler	71	5. Darryl Sittler	37
6. MARCEL DIONNE	68	6. Bill Barber	37
7. Jean Ratelle	67	7. GIL PERREAULT	37
8. GIL PERREAULT	67	8. BRYAN TROTTIER	36
9. Nick Libett	66	9. MIKE BOSSY	35
10. Garry Unger	66	10. Butch Goring	34
11. Wayne Cashman	65	11. Stan Mikita	32
12. Phil Esposito	65	12. DENIS MARUK	32
13. Brad Park	64	13. Brad Park	31
14. Jimmy Roberts	64	14. Jean Ratelle	31
15. Bill Collins	63	15. WAYNE GRETZKY	30
16. Jacques Lemaire	63	16. Garry Unger	29
17. Doug Jarvis	63	17. Steve Shutt	28
18. Walt McKechnie	62	18. Yvan Cournoyer	28
19. DENIS POTVIN	62	19. Craig Ramsay	27
20. J.P. Parise	61	20. Jacques Lemaire	27
20. Guy LaFleur	61		
20. PHIL RUSSELL	61		
ASSISTS		POINTS	
1. Bobby Clarke	64	1. Bobby Clarke	108
2. Brad Park	59	2. Guy LaFleur	97
3. John Bucyk	56	3. Brad Park	90
4. DENIS POTVIN	54	4. MARCEL DIONNE	88
5. Guy Lafleur	53	5. GIL PERREAULT	87
6. MARCEL DIONNE	50	6. Phil Esposito	84
7. GIL PERREAULT	50	7. Darryl Sittler	83
8. Darryl Sittler	46	8. Jean Ratelle	76
9. Jean Ratelle	45	9. BRYAN TROTTIER	76
10. Phil Esposito	44	10. John Bucyk	71
11. LARRY ROBINSON	44	11. Butch Goring	71
12. Walter Tkaczuk	43	12. Stan Mikita	70
13. Rod Gilbert	40	13. Bill Barber	67
14. Bobby Orr	40	14. Jacques Lemaire	65
15. BRYAN TROTTIER	40	15. WAYNE GRETZKY	65
16. Guy Lapointe	39	16. Yvan Cournoyer	64
17. Wayne Cashman	38	17. DENIS MARUK	64
18. Jacques Lemaire	38	18. LANNY MCDONALD	64
19. Stan Mikita	38	19. Pete Mahovlich	62
20. Pete Mahovlich	38	20. Steve Shutt	62
21. LANNY MCDONALD	38	20. MIKE BOSSY	62
		20. DENIS POTVIN	62
PENALTY MINUTES			
1. Carol Vadnais	174	11. BARRY BECK	119
2. NICK FOTIU	168	12. Dennis Polonich	118
3. Barclay Plager	159	13. HAROLD SNEPSTS	114
4. Dan Maloney	154	14. Dave Schultz	113
5. WILF PAIEMENT	152	15. Garry Unger	113
6. Randy Holt	150	16. DUANE SUTTER	113
7. Dave Williams	132	17. LARRY PLAYFAIR	111
8. GLEN COCHRANE	125	18. CHRIS NILAN	110
9. Gary Dornhoefer	125	19. Dennis Hextall	109
10. Ed Van Impe	120	20. Garry Howatt	107
		21. BRENT SUTTER	105

PITTSBURGH PENGUINS HISTORY 1967-1986

Only six teams were members of the National Hockey League in 1966-67 when the league voted to expand, doubling in size by adding Pittsburgh, Philadelphia, St. Louis, Minnesota, Los Angeles and Oakland. Each newcomer paid two million dollars for the right to join the NHL and on June 5, 1967, it became official - the Pittsburgh Penguins were established to compete in the National Hockey League.

Jack Riley became the Pens first general manager and under the guidance of coach George "Red" Sullivan the Penguins finished their first season with a record of 27 wins, 34 losses and 13 ties missing the playoffs by two points and losing their division title by six points. Andy Bathgate scored the Pens first hat trick on Oct. 18, 1967 vs Minnesota and ended up as the club's leading scorer that year with 59 points. Goalie Les Binkley scored the Pens first shutout on Nov. 4, 1967 and still holds the club record for recording a total of 6 shutouts that year.

After a below average season in 1968-69, exit Coach Sullivan and enter Hall of Famer Leonard "Red" Kelly to command the troops for the 1969-70 campaign. With the likes of a promising rookie in Michel Briere and scrappers Glen "Slats" Sather and Bryan "Bugsy" Watson the team took on the nickname of the "Pesky Pens" and went on to tally a 26-38-12 record, good enough to capture 2nd place in the NHL's Western Division. The Pens encountered playoff action for the first time and defeated the Oakland Seals in four straight games with Ken Schinkel recording the only playoff hat trick in club history during the series. The Pens then advanced to face the St. Louis Blues, a team Pittsburghers had come to hate with the likes of Bob & Barclay Player. The Pens went down fighting, being eliminated from playoff action in six games.

During the off-season tragedy struck the Penguins' organization. Michel Briere was critically injured in an automobile accident near his hometown in Quebec. Briere remained in a coma for nearly a year and passed away on April 13, 1971, ending a promising career. His sweater, Number 21, is retired and hangs in the Igloo Club at the Civic Arena. Each year the Michel Briere Memorial Award is presented to the Penguins Rookie of the Year in his honor.


The Penguins missed the playoffs the following year by one point and Red Kelly was promoted to GM while Jack Riley assumed the title of club president.

The 1971-72 race for the playoffs had come down to the wire as the Pens were hosting St. Louis in the last game of the regular season while their competitors from Philadelphia were playing Buffalo, needing only a tie to wrap up the final playoff berth. The Pens handled St. Louis pretty easily with a 6-2 victory while Philadelphia led Buffalo through most of their contest. But with only four seconds left in the game, Buffalo scored to upset the Flyers and move Pittsburgh into the playoffs. For those who remember, the noise in the Civic Arena was earth-shaking when fans realized their playoff hopes had become a reality. The Pens lost four close decisions to Chicago, putting an end to the playoffs and the season.

Over the halfway mark of the 1972-73 season, Ken Schinkel retired as Pittsburgh's all-time leading scorer and assumed the role of coach, replacing Red Kelly. Greg Polis became the first Penguin player to capture MVP honors at the 1973 NHL All-Star Game after scoring two goals during the game. And although the Pens missed a playoff berth by a few points, left wing Lowell MacDonald became the first Penguin to be honored with a League trophy, winning the Bill Masterton Trophy for his dedication and perseverance to hockey. MacDonald had scored 34 goals for the Pens after missing the previous year with knee surgery.



Les Binkley still holds the club records for shutouts in a season with 6 and career shutouts with 11.



Michel Briere's #21 is permanently retired and his jersey currently hangs in the Igloo Club in his memory.



Two-thirds of the Schink, Shack & Schock line from the early seventies, Ken Schinkel and Ron Schock set up in front of the Vancouver net.

The 1973-74 season brought about more changes for the franchise with Jack Button replacing Jack Riley as GM in January. One month later Ken Schinkel stepped down to let Marc Boileau coach the team. Pittsburgh's "Century Line" came into existence, the nickname given to Jean Pronovost, Syl Apps & Lowell MacDonald for their combined efforts of 100 plus goals scored in a season.

The Pens seemed unbeatable at the Igloo in 1974-75, losing only 5 games and establishing a 20-game home unbeaten streak which remains a club record. The team finished the year with it's first winning record in club history. They then went on to defeat St. Louis in 2 straight games of the playoff preliminary round and were still flying high when they advanced to meet the NY Islanders. Up 3-0 in games, the Pens then started to falter against New York. Bouncing back, the Islanders tied the series up, 3-3. A sellout crowd was on hand for the 7th and deciding game. The game remained scoreless for two periods then Islander's Ed Westfall sent a shot past Gary Inness in the final minutes of regulation to record an unbelievable victory and give the Isles bragging rights as only the second team in NHL history to rally from a 3-0 deficit to win a series.


The Penguins' front office declared bankruptcy on June 13, 1975 and the doors remained padlocked until Albert Savill, Otto Frenzel and Wren Blair joined forces to purchase the team. Marc Boileau was hired as coach and the 1975-76 season got underway. Pittsburgh fans had the opportunity to watch European style hockey as the USSR's touring Soviet Wings team came to town on Dec. 29, only to defeat the Pens by a 7-4 score. Ken Schinkel was rehired as coach in January, Jean Pronovost became the first Penguin to score 50 goals in a season and Pierre Larouche made the record books recording the first 100-point season by a Penguin. The Pens qualified for the playoffs, only to lose a three-game series to Toronto.

Aldege "Baz" Bastien was named the Pen's new GM replacing Jack Button at the midway point of the 1976-77 season. The club again faced Toronto in the first round of the playoffs losing a quick 3-game series.

There were many changes on the team during 1977-78, both on and off the ice. Johnny Wilson was hired as the team's new coach, Bob "The Gunner" Prince became the Pens TV play-by-play announcer and a trade sent high scoring center Pierre Larouche to Montreal for Pete Mahovich. Dave "The Hammer" Schultz added punch to the Pens lineup, coming to Pittsburgh via a trade with LA. Edward J. DeBartolo became more involved with the club since purchasing one third of the franchise the previous year and by the season's end, had assumed full control of the day-to-day operations.

The Pens recorded a 36-31-13 record in 1978-79 capturing second place in the Norris Division. A playoff berth sent them to Buffalo for the start of a 3-game series. With the visitor winning each of the first two contests, the Penguins found themselves in Buffalo for the third and deciding game of the series. Tied 3-3 at the end of regulation, the intensity was broken when George Ferguson scored at 43 seconds of overtime to advance the Pens into the quarter finals. The Boston Bruins were waiting and defeated the Penguins in 4 straight thus bringing an abrupt end to another season.


Midway through the following season the Pens put together consecutive wins against Montreal and the NY Islanders to capture first place in the Norris Division, marking the first time in club history that the Pens gained first place in their division. Later that same month, on January 30, the team colors were changed and the old blue and whites were replaced with black and gold uniforms to conform to the other professional sports teams in the city. Olympic gold medalist Mark Johnson signed his first pro contract with the Pens and chants of "USA - USA" could be heard through the arena each time he hit the ice. The Pens again made the playoffs and forced Boston to the limit in a 5-game series. The playoff loss to the Bruins marked the end to Johnny Wilson's three years of coaching Pittsburgh.



Dave Burrows was known as "Mr. Defense" during his eight seasons with the Penguins.



Andy Brown was the last Penguin netminder to play without a mask.



Pierre Larouche and Rick Kehoe battle in front of the Soviet Wings' goal during their 1975 contest.

After reviewing many candidates, the Pens hired former goalie Ed Johnston to coach the team. The Pens finished the 1980-81 season in third place in the Norris Division with a 30-37-13 record. Battled St. Louis in the preliminary round of the playoffs, losing a heartbreaking series as the Blues defeated Pittsburgh 4-3 in double-overtime of the fifth game on a goal by Mike Crombeen at 5:16. The League's post-season awards recognized two Penguin players for their outstanding accomplishments during the season as defenseman Randy Carlyle was named to the NHL First All-Star Team and captured the Norris Trophy for the League's Outstanding Defenseman. Rick Kehoe was voted the winner of the Lady Byng Trophy for his sportsmanship and gentlemanly conduct combined with his high standard of play.

The Pens moved to the Patrick Division prior to the 1981-82 season. They posted a similar record to the year before, finishing fourth in their new division and recording 31 wins, 36 losses and 13 ties. Again the playoffs turned out to be a heartbreaker as for the second consecutive year the Pens were eliminated in the preliminary round in the fifth and deciding game during overtime. The New York Islanders won the series with an overtime goal by John Tonelli.


Tragedy struck the Pittsburgh Penguins organization as General Manager Baz Bastien lost his life as a result of an auto accident in March of 1983. Ed Johnston was appointed the Pens new GM on May 27, 1983, after having coached the Pens the previous three seasons. One of the first moves Johnston made as general manager was hiring Lou Angotti to coach the Pens. Pittsburgh finished the 1983-84 season with 38 points with the only redeeming factor to come in the 1984 NHL Draft.

The 1984 NHL Entry Draft proved to be the best for Pittsburgh in the club's history as they had three first round picks, marking the first time in the history of the franchise that Pittsburgh had more than one selection during the first round of drafting, including the #1 choice. There was no doubt in anyone's mind who the first choice would be as Mario Lemieux made his entry into the Penguin's record books. In addition, Bob Berry was hired to take over the coaching responsibilities for the team.


The Penguins had a young team during the 1984-85 season as they adopted The Boys of Winter slogan. Mario Lemieux turned out to be a dream come true for the Penguins' management as he scored 43 goals and 57 assists to become the third rookie in NHL history to record 100 points. Lemieux became the first Penguin player to be honored with the Calder Memorial Trophy as the League's Rookie of the Year. Lemieux was also named MVP at the 1985 NHL All-Star Game after scoring 2 goals and adding one assist.

The 1985-86 season proved to be a great improvement from years past as Pittsburgh was tied with Minnesota for the most improved hockey club in the league. Although the team had improved by 23 points over 84-85, they missed the final playoff spot in the Patrick Division during the last weekend of play. Hockey was an exciting sport to watch in Pittsburgh as the Pens broke many attendance records. They had 14 sellouts including a 3-3 tie with the touring Russian Dynamo team, and raised their attendance average by 2,500 from the previous year. Mario Lemieux had another superb year becoming the first Penguin player to record two 100-point seasons. His 141 points is a season high club record. Lemieux was awarded the Lester Pearson Award as the NHL's Outstanding Player sponsored by the NHL Player's Association and was runnerup for the NHL's Hart Memorial Trophy as the league's Most Valuable Player.


The Penguins future looks brighter than ever as they enter their 20th season in the National Hockey League. Optimism fills the arena hallways as the Pens prepare to encounter the 1986-87 season.



Center Syl Apps was the Pens leading scorer for three consecutive seasons during the early seventies.



Pittsburgh goalie Dunc Wilson dawns his rebel mask as he takes a breather during a break in the action.



Bob "Battleship" Kelly and Steve Durbano were fan favorites during the mid-seventies.

ON THIS DATE IN PITTSBURGH PENGUINS HISTORY

- June 5, 1967** Pittsburgh franchise joins the National Hockey League.
- October 11, 1967** Penguins first NHL game at the Civic Arena vs Montreal. Pens lost to the Canadiens 2-1 with 9,307 fans on hand. Andy Bathgate scores Pens first goal.
- October 13, 1967** Pens first victory as they defeated St. Louis 3-1 on the road.
- October 18, 1967** Andy Bathgate records first hat trick in club history vs Minnesota.
- November 4, 1967** Les Binkley records first shutout in club history (1-0) vs California Golden Seals.
- February 3, 1968** Pens first sellout at Civic Arena vs Toronto (12,563).
- March 22, 1968** Donald Parsons heads a Michigan group who purchases 80% of the Penguins franchise.
- July 2, 1969** Leonard "Red" Kelly is named coach of the Penguins.
- April 1, 1970** Pens defeat Philadelphia 4-1 to clinch second place in the Western Division, putting them in the playoffs for the first time.
- April 8, 1970** First playoff game for the Pens as they defeat Oakland 2-1.
- April 11, 1970** Ken Schinkel records only playoff hat trick in club history vs Oakland.
- May 21, 1970** Jack Riley, club's general manager for the first three years is promoted to president and coach Red Kelly is promoted to general manager/coach.
- March 3, 1971** Les Binkley records his 11th career shutout with Pens which is still a club record.
- April 13, 1971** Michel Briere dies from injuries suffered in an auto accident on May 15, 1970.
- April 21, 1971** Thayer Potter heads a Pittsburgh group who purchase team.
- January 29, 1972** Red Kelly steps down as GM but remains coach and Jack Riley regains GM responsibilities.
- January 13, 1973** Ken Schinkel is named coach of Pens.
- January 30, 1973** Greg Polis wins Most Valuable Player honors at the NHL All-Star Game in New York after scoring two goals.
- January 13, 1974** Jack Button named general manager of Pens.
- February 6, 1974** Marc Boileau named Pens coach.
- January 22, 1975** Syl Apps named Most Valuable Player in NHL All-Star Game in Montreal after scoring two goals.
- February 22, 1975** Pens defeat St. Louis 3-2 to establish a 20-game home unbeaten streak which is still a club record.
- June 13, 1975** Pittsburgh Penguins declared bankruptcy.
- July 11, 1975** Albert Savill, Otto Frenzel and Wren Blair purchase team.
- July 29, 1975** Marc Boileau rehired as coach.
- December 29, 1975** Pens are defeated by the Soviet Wings 7-4 at the Civic Arena.
- January 16, 1976** Ken Schinkel is rehired as coach.
- March 24, 1976** Jean Pronovost becomes the first Penguin to score 50 goals in a season and Pierre Larouche becomes the first Penguin to record 100 points in one season vs Boston.
- December 3, 1976** Aldege "Baz" Bastien named club's general manager.
- June 13, 1977** Johnny Wilson hired to coach Pens.
- October 19, 1977** Bob Prince debuts as the Penguins' television play-by-play announcer.
- April 5, 1978** Edward J. DeBartolo takes control of club, having purchased one-third of the franchise the year before.
- April 14, 1979** George Ferguson scores in overtime to eliminate Buffalo in the preliminary round of the Stanley Cup Playoffs.
- January 3, 1980** Pens defeat NY Islanders 4-3 and gain first place in the Norris Division for the first time in club history.
- January 30, 1980** Black & gold uniform worn for the first time vs St. Louis.
- February 29, 1980** Olympic gold medal winner Mark Johnson joins Penguins.
- December 13, 1980** Paul Gardner becomes first Penguin player to score four goals in a game as Pens lose to Philadelphia 6-5. Ed Johnston named coach of Pens.
- July 15, 1980** Ed Johnston named coach of Pens.
- April 15, 1981** Mike Crombeen scores at 5:16 of the second overtime period to lead St. Louis to a 4-3 win in the deciding game of the preliminary round of the playoffs.
- June 3, 1981** Randy Carlyle named to the NHL First All-Star Team.
- June 4, 1981** Randy Carlyle wins the Norris Trophy and Rick Kehoe wins the Lady Byng Trophy.
- July 1, 1981** Edward J. DeBartolo takes over the Civic Arena.
- February 21, 1982** Pens defeat the NY Islanders 4-3 and break their 15-game winning streak.
- December 23, 1982** Rick Kehoe records his 8th career hat trick vs Detroit which is still a club record.
- March 15, 1983** General manager Baz Bastien dies as a result of an auto accident.
- May 27, 1983** Ed Johnston is promoted to team's general manager position.
- July 20, 1983** Lou Angotti is hired to coach Pens.
- June 4, 1984** Bob Berry is hired to coach Pens.
- June 9, 1984** Pens draft Mario Lemieux, Doug Bodger & Roger Belanger in the first round of the Entry Draft marking the first time in club history that Pittsburgh selected more than one player in the first round. By drafting Lemieux first overall, it was also the first time in club history that the Pens chose the #1 pick.
- June 19, 1984** Mario Lemieux signs contract with Pens.
- February 12, 1985** Mario Lemieux is named MVP in NHL All-Star Game in Calgary after scoring 2 goals and 1 assist in game.
- April 7, 1985** Mario Lemieux records his 100th point to become the third rookie in NHL history to score 100 or more points in a season.
- June 12, 1985** Mario Lemieux named NHL Rookie of the Year becoming the first Penguin to win the Calder Memorial Trophy.
- January 4, 1986** Pens tie Russian Dynamo Team 3-3 in front of sellout crowd.
- February 4, 1986** Mario Lemieux wins fan voting for center on the Wales Conference Team in the NHL All-Star Game.
- February 15, 1986** Mario Lemieux records his 100th point vs Vancouver to become the first player in Penguin history to record two consecutive 100-point seasons.
- February 24, 1986** Mario Lemieux sets club record for points in a season with his 112th point vs Los Angeles.
- May 26, 1986** Mario Lemieux wins the Lester B. Pearson Award presented by the NHL Player's Association for the Outstanding Player in the NHL.

ALL-TIME ROSTER

A		E							
Anderson, Russ	1976-77 to 81-82	Edestrand, Darryl	1971-72 to 73-74	Lagace, Jean Guy	1968-69,	Price, Pat	1980-81 to 82-83		
Andrea, Paul	1967-68 to 68-69	Edur, Tom	1977-78		1972-73 to 74-75	Price, Tom	1976-77 to 78-79		
Angotti, Lou	1968-69	Edwards, Gary	1981-82	Lalonde, Ron	1972-73 to 74-75	Pronovost, Jean	1968-69 to 77-78		
Apps, Syl	1970-71 to 77-78	Edwards, Marv	1968-69	Lamoureux, Mitch	1983-84 to 84-85	B			
Arbour, John	1968-69	Edwards, Roy	1971-72	Lanyon, Ted	1967-68	Redquest, Greg	1977-78		
Arnason, Chuck	1973-74 to 75-76	Errey, Bob	1983-84 to present	Larouche, Pierre	1974-75 to 77-78	Ricci, Nick	1979-80 to 82-83		
Awrey, Don	1976-77			Latxton, Gordon	1975-76 to 78-79	Rissling, Gary	1980-81 to 84-85		
		F		LeCaine, Bill	1968-69	Rivard, Bob	1967-68		
B		Faubert, Mario	1974-75 to 77-78	Lecuyer, Doug	1982-83	Robert, Rene	1971-72		
Babych, Wayne	1984-85 to 85-86			Lee, Peter	1977-78 to 82-83	Romano, Roberto	1982-83 to present		
Barrie, Doug	1968-69	Feltrin, Tony	1979-80 to 81-82	Lehto, Petteri	1984-85	Roulston, Tom	1983-84, 1985-86		
Bassen, Hank	1967-68	Ferguson, George	1980-81 to 82-83	Leiter, Bob	1971-72	Rowe, Mike	1984-85 to present		
Bathgate, Andy	1967-68, 1970-71	Flesch, John	1978-79 to 82-83	Lemieux, Mario	1984-85 to present	Rupp, Duane	1968-69 to 72-73		
Baxter, Paul	1980-81 to 82-83	Flockhart, Ron	1977-78	Libett, Nick	1979-80 to 80-81	Ruskowski, Terry	1985-86 to present		
Belanger, Roger	1984-85	Fonteyne, Val	1983-84 to 84-85	Lindstrom, Willy	1985-86 to present	Rutherford, Jim	1971-72 to 73-74		
Bennett, Harvey	1974-75, 1976-77	Ford, Brian	1984-85	Loney, Troy	1983-84 to present	S			
Bergeron, Yves	1974-75	Fox, Greg	1967-68 to 71-72	Lonsberry, Ross	1978-79 to 80-81	Saganiuk, Rocky	1983-84		
Beverly, Nick	1973-74	Frawley, Dan	1985-86 to present	Lowe, Darren	1983-84	Sanderson, Derek	1977-78		
Bianchin, Wayne	1973-74 to 78-79			Lukowich, Bernie	1973-74	Sasser, Grant	1983-84		
Bignell, Larry	1973-74	G		Lundberg, Brian	1982-83	Sather, Glen	1969-70 to 70-71		
Binkley, Les	1967-68 to 71-72	Gardner, Paul	1980-81 to 83-84	Lupien, Gilles	1980-81	Schinkel, Ken	1967-68 to 72-73		
Blackburn, Bob	1969-70 to 70-71	Garner, Rob	1982-83	Lynch, Jack	1972-73 to 73-74	Schmidt, Norm	1983-84, 1985-86		
Bladon, Tom	1978-79 to 79-80	Gatzos, Steve	1981-82 to 84-85	Lyon, Steve	1976-77	Schock, Ron	1969-70 to 76-77		
Blaisdell, Mike	1985-86 to present	Geale, Robert	1984-85	M		Schultz, Dave	1977-78 to 78-79		
Bodger, Doug	1984-85 to present	Gilbert, Ed	1975-76 to 76-77	MacDonald, Lowell	1970-71	Schutt, Rod	1978-79 to 83-84		
Boivin, Leo	1967-68 to 68-69	Gilbertson, Stan	1975-76 to 76-77	MacLeish, Rick	1972-73 to 77-78	Shack, Eddie	1971-72 to 72-73		
Bourque, Phil	1983-84, 1985-86	Gladney, Bob	1983-84	MacNeil, Al	1981-82 to 82-83	Shedden, Doug	1981-82 to 85-86		
Boutette, Pat	1981-82 to 84-85	Graham, Pat	1981-82 to 82-83	Mahovlich, Pete	1967-68	Sheppard, Gregg	1978-79 to 81-82		
Boyd, Randy	1981-82 to 83-84	H		Malone, Greg	1976-77 to 82-83	Shires, Jim	1972-73		
Boyer, Wally	1968-69 to 71-72	Hadfield, Vic	1974-75 to 76-77	Mantha, Moe	1984-85 to present	Simpson, Bob	1981-82 to 82-83		
Brickley, Andy	1983-84 to 84-85	Hakansson, Anders	1982-83	Marshall, Paul	1979-80 to 80-81	Simpson, Craig	1985-86 to present		
Briere, Michel	1969-70	Hamilton, Jim	1978-79, 1984-85	Mathiasen, Dwight	1979-80 to 80-81	Siren, Ville	1985-86 to present		
Brown, Andy	1972-73 to 73-74	Hannan, Dave	1981-82 to present	Mattiussi, Dick	1967-68 to 68-69	Smith, Al	1969-70 to 70-71		
Bullard, Mike	1980-81 to present	Harbaruk, Nick	1969-70 to 72-73	Maxwell, Bryan	1983-84 to 84-85	Snell, Ron	1968-69 to 69-70		
Bulley, Ted	1983-84	Harris, Billy	1968-69	McAdam, Gary	1978-79 to 80-81	Snell, Ted	1973-74		
Burns, Charlie	1968-69	Harrison, Paul	1981-82	McCallum, Dunc	1967-68 to 70-71	Speer, Billy	1967-68 to 68-69		
Burns, Robin	1970-71 to 72-73	Herron, Denis	1972-73 to 74-75	McCarthy, Kevin	1983-84 to 84-85	Spencer, Brian	1977-78 to 78-79		
Burrows, Dave	1971-72 to 77-78,			McClelland, Kevin	1981-82 to 83-84	Stackhouse, Ron	1973-74 to 81-82		
	1980-81			McCreary, Keith	1967-68 to 71-72	Stewart, Bob	1979-80		
Buskas, Rod	1982-83 to present			McDonald, Ab	1967-68	Stewart, John	1970-71 to 71-72		
C				McDonnell, Joe	1984-85 to present	St. Laurent, Andre	1981-82 to 83-84		
Campbell, Colin	1974-75 to 75-76;	Hextall, Bryan	1969-70 to 73-74	McDonough, Al	1971-72 to 73-74	Stoughton, Blaine	1973-74		
	1977-78 to 78-79	Hicke, Billy	1971-72	McGeough, Jim	1984-85 to 85-86	Stratton, Art	1967-68		
Cardwell, Steve	1970-71 to 72-73	Hicks, Wayne	1967-68	McKenzie, Brian	1971-72	Stumpf, Bob	1974-75		
Carlyle, Randy	1978-79 to 83-84	Hillier, Randy	1984-85 to present	McMahon, Mike	1969-70	Sutter, Rich	1982-83 to 83-84		
Carr, Gene	1977-78	Hoganson, Paul	1970-71	McManama, Bob	1973-74 to 75-76	Swain, Garry	1968-69		
Cassidy, Tom	1977-78	Holland, Rob	1979-80 to 80-81	McSorley, Marty	1983-84 to 84-85	Swarbrick, George	1968-69 to 69-70		
Chabot, John	1984-85 to present	Horton, Tim	1971-72	Meeker, Mike	1978-79	T			
Chapman, Blair	1976-77 to 79-80	Hotham, Greg	1981-82 to 84-85	Meighan, Ron	1982-83	Tallon, Dale	1978-79 to 79-80		
Charlesworth, Todd	1983-84 to 85-86	Hryniewicz, Tim	1982-83 to 83-84	Meloch, Gilles	1985-86 to present	Taylor, Bob	1975-76		
Chorney, Marc	1980-81 to 83-84	Hudson, Lex	1978-79	Millen, Greg	1978-79 to 80-81	Taylor, Mark	1983-84 to 84-85		
Clackson, Kim	1979-80	Hughes, Pat	1979-80 to 80-81	Monahan, Hartland	1977-78	Tebbutt, Greg	1983-84		
Corrigan, Mike	1976-77 to 77-78	I		Morrison, Jim	1969-70 to 70-71	Thompson, Errol	1980-81		
Cossette, Jacques	1975-76, 1977-78	Ingarfield, Earl	1967-68 to 68-69	Morrison, Lew	1974-75 to 77-78	Thornbury, Tom	1983-84		
	to 78-79	Inness, Gary	1973-74 to 75-76	Mulvey, Paul	1981-82	Tookey, Tim	1983-84		
	1977-78 to 78-79	J		N		Tremblay, Vincent	1983-84		
Crowder, Bruce	1984-85	Javanainen, Arto	1984-85	Newton, Cam	1970-71, 1972-73	Turnbull, Ian	1982-83		
Cunneyworth, Randy	1985-86 to present	Johnson, Bob	1974-75	Nolan, Ted	1985-86	U			
D		Johnson, Jim	1985-86 to present	Nolet, Simon	1975-76	Ubricco, Gene	1967-68 to 68-69		
Dahlquist, Chris	1985-86 to present	Johnson, Mark	1979-80 to 81-82	Noris, Joe	1971-72	V			
Daley, Joe	1968-69 to 69-70	Jonathan, Stan	1982-83	Nowak, Hank	1973-74	Van Impe, Ed	1975-76 to 76-77		
Davis, Kim	1977-78 to 80-81	Jones, Ron	1973-74	O		W			
Dea, Billy	1967-68 to 68-69	K		O'Regan, Tom	1983-84 to 85-86	Watson, Bryan	1968-69 to 73-74		
DeBenedet, Nelson	1974-75	Kannegiesser, Sheldon	1970-71 to 72-73	Owchar, Dennis	1974-75 to 77-78	Weir, Wally	1984-85		
DeFazio, Dean	1983-84	Kehoe, Rick	1974-75 to 84-85	P		Wiley, Jim	1972-73 to 73-74		
DeMarco, Ab	1973-74 to 74-75	Kelly, Bob	1973-74 to 76-77	Pardise, Bob	1973-74 to 75-76	Wilkins, Barry	1974-75 to 75-76		
Dillabough, Bob	1967-68 to 68-69	Kessell, Rick	1969-70 to 72-73	Pearson, Mel	1977-78 to 78-79	Wilson, Dunc	1976-77 to 77-78		
Dion, Michel	1981-82 to 84-85	Kindrachuk, Orest	1978-79 to 80-81	Plasse, Michel	1967-68	Wolf, Bennett	1980-81 to 82-83		
Duguay, Ron	1985-86 to present	Konik, George	1967-68	Polis, Greg	1974-75 to 75-76	Woytowich, Bob	1968-69 to 71-72		
Durbano, Steve	1973-74 to 75-76	L		Pratt, Kelly	1970-71 to 73-74	Y			
		Labre, Yvon	1970-71, 1973-74	Pratt, Tracy	1974-75	Young, Warren	1983-84 to 84-85		
		LaFramboise, Pete	1974-75	Prentice, Dean	1968-69 to 69-70	Z			
				Price, Noel	1969-70 to 70-71	Zaine, Rod	1970-71		
					1967-68 to 68-69				

PITTSBURGH CAREER PLAYOFF SCORING

NAME	GP	G	A	PTS	PIM	PPG	SHG	GWG	OVT
1. Rick Kehoe	37	4	17	21	2	2	0	2	1
2. Jean Pronovost	29	9	9	18	12	2	1	1	0
3. George Ferguson	22	4	11	15	13	0	0	1	1
4. Rod Schutt	22	8	6	14	26	1	0	1	0
5. Randy Carlyle	22	6	8	14	41	0	1	0	0
6. Ron Schock	29	2	12	14	23	0	0	0	0
7. Ron Stackhouse	32	5	8	13	38	2	0	0	0
8. Gregg Sheppard	17	4	7	11	2	2	0	0	0
9. Pierre Larouche	15	2	9	11	2	0	0	1	0
10. Lowell MacDonald	15	6	4	10	8	2	0	2	0
11. Bob Kelly	15	6	3	9	23	1	0	0	0
12. Colin Campbell	19	2	7	9	51	0	1	1	0
13. Michel Briere	10	5	3	8	17	1	0	3	1
14. MIKE BULLARD	9	4	4	8	4	1	0	1	0
15. Syl Apps	19	4	4	8	23	2	0	1	0
16. Greg Malone	18	3	5	8	32	0	0	1	0
17. Peter Lee	19	0	8	8	4	0	0	0	0
18. Ken Schinkel	13	6	1	7	4	1	0	0	0
19. Vic Hadfield	10	5	2	7	8	0	1	0	0
20. Mark Johnson	10	4	3	7	6	2	0	1	0
21. Paul Gardner	10	2	5	7	10	1	0	0	0
22. Dean Prentice	12	2	5	7	9	1	0	0	0
23. Gary McAdam	12	3	3	6	9	0	0	0	0
24. Chuck Arnason	9	2	4	6	4	1	0	0	0
25. Orest Kindrachuk	7	4	1	5	7	0	0	1	0
26. Ross Lonsberry	17	2	3	5	13	0	0	1	0
27. Tom Bladon	8	0	5	5	2	0	0	0	0
28. Pat Boutette	5	3	1	4	8	2	0	0	0
29. Nick Harbaruk	14	3	1	4	20	0	0	1	0
30. Mario Faubert	10	2	2	4	6	2	0	0	0
31. Duane Rupp	10	2	2	4	8	0	0	0	0
32. Dave Burrows	20	1	3	4	16	0	0	1	0
33. Keith McCreary	11	0	4	4	6	0	0	0	0
34. Bob Leiter	4	3	0	3	0	1	0	0	0
35. Jim Hamilton	6	3	0	3	0	1	0	0	0
36. Andre St. Laurent	5	2	1	3	8	0	0	0	0
37. Blair Chapman	10	2	1	3	9	0	0	0	0
38. Wally Boyer	10	1	2	3	0	0	0	1	0
39. Dunc McCallum	10	1	2	3	12	0	0	0	0
40. Bob Woytowich	10	1	2	3	2	0	0	0	0
41. Greg Hotham	5	0	3	3	6	0	0	0	0
42. Jim Morrison	8	0	3	3	10	0	0	0	0
43. Russ Anderson	10	0	3	3	28	0	0	0	0
44. Bryan Hextall	14	0	3	3	43	0	0	0	0
45. Stan Gilbertson	3	1	1	2	2	0	0	0	0
46. Nick Libett	5	1	1	2	0	1	0	0	0
47. Pat Price	10	1	1	2	49	0	0	0	0
48. Rick MacLeish	5	1	1	2	0	0	0	0	0
49. Kevin McClelland	5	1	1	2	5	0	0	0	0
50. Bob Stewart	5	1	1	2	2	0	0	0	0
51. Darryl Edestrand	4	0	2	2	0	0	0	0	0
52. Greg Polis	4	0	2	2	0	0	0	0	0
53. Glen Sather	10	0	2	2	17	0	0	0	0
54. Val Fonteyne	14	0	2	2	2	0	0	0	0
55. Pete LaFramboise	9	1	0	1	0	0	0	0	0

NAME	GP	G	A	PTS	PIM	PPG	SHG	GWG	OVT
56. Pete Mahovich	2	0	1	1	0	0	0	0	0
57. Don Awrey	3	0	1	1	6	0	0	0	0
58. Wayne Bianchin	3	0	1	1	6	0	0	0	0
59. Jacques Cossette	3	0	1	1	4	0	0	0	0
60. Ed Van Impe	3	0	1	1	2	0	0	0	0
61. Tim Horton	4	0	1	1	2	0	0	0	0
62. Al McDonough	4	0	1	1	0	0	0	0	0
63. Eddie Shack	4	0	1	1	15	0	0	0	0
64. Gary Rissling	5	0	1	1	4	0	0	0	0
65. Paul Baxter	10	0	1	1	48	0	0	0	0
66. Barry Wilkins	6	0	1	1	4	0	0	0	0
67. Marc Chorney	7	0	1	1	2	0	0	0	0
68. Bob Paradise	7	0	1	1	17	0	0	0	0
69. Bob McManama	8	0	1	1	6	0	0	0	0
70. Dennis Owchar	8	0	1	1	6	0	0	0	0
71. Tracy Pratt	10	0	1	1	51	0	0	0	0
72. Paul Marshall	1	0	0	0	0	0	0	0	0
73. Steve Gatzos	1	0	0	0	0	0	0	0	0
74. Mike Corrigan	2	0	0	0	0	0	0	0	0
75. Bob Simpson	2	0	0	0	0	0	0	0	0
76. Lex Hudson	2	0	0	0	0	0	0	0	0
77. Larry Bignell	3	0	0	0	2	0	0	0	0
78. Randy Boyd	3	0	0	0	11	0	0	0	0
79. Kim Clackson	3	0	0	0	37	0	0	0	0
80. Al Smith	3	0	0	0	0	0	0	0	0
81. Simon Nolet	3	0	0	0	0	0	0	0	0
82. Michel Plasse	3	0	0	0	0	0	0	0	0
83. Steve Cardwell	4	0	0	0	2	0	0	0	0
84. Kim Davis	4	0	0	0	0	0	0	0	0
85. Pat Graham	4	0	0	0	0	0	0	0	0
86. Jim Rutherford	4	0	0	0	0	0	0	0	0
87. Dale Tallon	4	0	0	0	4	0	0	0	0
88. Michel Dion	5	0	0	0	0	0	0	0	0
89. Pat Hughes	5	0	0	0	21	0	0	0	0
90. Les Binkley	7	0	0	0	0	0	0	0	0
91. Bob Blackburn	7	0	0	0	4	0	0	0	0
92. Gary Inness	9	0	0	0	2	0	0	0	0
93. Denis Herron	10	0	0	0	5	0	0	0	0
94. Greg Millen	10	0	0	0	0	0	0	0	0
95. Lew Morrison	13	0	0	0	0	0	0	0	0
96. Bryan Watson	14	0	0	0	38	0	0	0	0
Bench					8				
TOTAL	51	135	220	355	961	29	4	21	3

PLAYOFF GOALTENDING

NAME	GP	MP	GF	GA	ENG	SO	SAVES	AVG	W-L
Les Binkley	7	428	18	15	0	0	183	2.10	5-2
Gary Inness	9	540	27	24	3	0	271	2.67	5-4
Michel Plasse	3	180	3	8	0	1	85	2.67	1-2
Al Smith	3	180	5	10	0	0	79	3.33	1-2
Denis Herron	10	601	26	35	3	0	300	3.49	3-7
Jim Rutherford	4	240	8	14	0	0	131	3.50	0-4
Greg Millen	10	625	35	40	1	0	297	3.84	4-6
Michel Dion	5	310	13	22	0	0	161	4.34	2-3
TOTAL	51	3104	135	168	7	1	1507	3.38	21-30

PENGUIN PLAYOFF RESULTS

DATE	CITY	RESULTS	WINNING GOAL	WINNING GOALIE
1982 - PRELIMINARY ROUND - (Won by NY Islanders 3-2)				
Wed. Apr. 7	NY Islanders	NY Islanders 8-1	Gillies	Smith
Thu. Apr. 8	NY Islanders	NY Islanders 4-2	Goring	Smith
Sat. Apr. 10	Pittsburgh	Pittsburgh 2-1 (OT)	Kehoe	Dion
Sun. Apr. 11	Pittsburgh	Pittsburgh 5-2	Kehoe	Dion
Tue. Apr. 13	NY Islanders	NY Islanders 4-3 (OT)	Tonelli	Smith
1981 - PRELIMINARY ROUND - (Won by St. Louis Blues 3-2)				
Wed. Apr. 8	St. Louis	St. Louis 4-2	Petersson	Liut
Thu. Apr. 9	St. Louis	Pittsburgh 6-4	Schutt	Millen
Sat. Apr. 11	Pittsburgh	St. Louis 5-4	Federko	Liut
Sun. Apr. 12	Pittsburgh	Pittsburgh 6-3	Bullard	Millen
Tue. Apr. 14	St. Louis	St. Louis 4-3 (2 OT)	Crombeen	Liut
1980 - PRELIMINARY ROUND - (Won by Boston Bruins 3-2)				
Tue. Apr. 8	Boston	Pittsburgh 4-2	Johnson	Millen
Thu. Apr. 10	Boston	Boston 4-1	Marcotte	Cheevers
Sat. Apr. 12	Pittsburgh	Pittsburgh 4-1	Lonsberry	Millen
Sun. Apr. 13	Pittsburgh	Boston 8-3	McNab	Cheevers
Mon. Apr. 14	Boston	Boston 6-2	Foster	Cheevers
1979 - QUARTER-FINALS - (Won by Boston Bruins 4-0)				
Mon. Apr. 16	Boston	Boston 6-2	Milbury	Cheevers
Wed. Apr. 18	Boston	Boston 4-3	Miller	Cheevers
Sat. Apr. 21	Pittsburgh	Boston 2-1	Middleton	Cheevers
Sun. Apr. 22	Pittsburgh	Boston 4-1	Ratelle	Cheevers
1979 - PRELIMINARY ROUND - (Won by Pittsburgh 2-1)				
Tue. Apr. 10	Buffalo	Pittsburgh 4-3	Kindrachuk	Herron
Thu. Apr. 12	Pittsburgh	Buffalo 3-1	Richard	Sauve
Sat. Apr. 14	Buffalo	Pittsburgh 4-3 (OT)	Ferguson	Herron
1977 - PRELIMINARY ROUND - (Won by Toronto Maple Leafs 2-1)				
Tue. Apr. 5	Pittsburgh	Toronto 4-2	Williams	Thomas
Thu. Apr. 7	Toronto	Pittsburgh 6-4	Malone	Herron
Sat. Apr. 9	Pittsburgh	Toronto 5-2	McDonald	Palmateer
1976 - PRELIMINARY ROUND - (Won by Toronto Maple Leafs 2-1)				
Tue. Apr. 6	Toronto	Toronto 4-1	McDonald	Thomas
Thu. Apr. 8	Pittsburgh	Pittsburgh 2-0	MacDonald	Plasse
Fri. Apr. 9	Toronto	Toronto 4-0	McKenny	Thomas
1975 - QUARTER-FINALS - (Won by NY Islanders 4-3)				
Sun. Apr. 13	Pittsburgh	Pittsburgh 5-4	Burrows	Inness
Tue. Apr. 15	Pittsburgh	Pittsburgh 3-1	MacDonald	Inness
Thu. Apr. 17	NY Islanders	Pittsburgh 6-4	Apps	Inness
Sun. Apr. 20	NY Islanders	NY Islanders 3-1	Gillies	Resch
Tue. Apr. 22	Pittsburgh	NY Islanders 4-2	Westfall	Resch
Thu. Apr. 24	NY Islanders	NY Islanders 4-1	Howatt	Resch
Sat. Apr. 26	Pittsburgh	NY Islanders 1-0	Westfall	Resch
1975 - PRELIMINARY ROUND - (Won by Pittsburgh 2-0)				
Tue. Apr. 8	Pittsburgh	Pittsburgh 4-3	Larouche	Inness
Thu. Apr. 10	St. Louis	Pittsburgh 5-3	Campbell	Inness
1972 - QUARTER-FINALS - (Won by Chicago Black Hawks 4-0)				
Wed. Apr. 5	Chicago	Chicago 3-1	Pappin	Esposito
Thu. Apr. 6	Chicago	Chicago 3-2	Maki	Esposito
Sat. Apr. 8	Pittsburgh	Chicago 2-0	Bordeleau	G. Smith
Sun. Apr. 9	Pittsburgh	Chicago 6-5(OT)	Martin	Desjardins
1970 SEMI-FINALS - (Won by St. Louis Blues 4-2)				
Sun. Apr. 19	St. Louis	St. Louis 3-1	Goyette	Hall
Tue. Apr. 21	St. Louis	St. Louis 4-1	Keenan	Plante
Thu. Apr. 23	Pittsburgh	Pittsburgh 3-2	Briere	Binkley
Sun. Apr. 26	Pittsburgh	Pittsburgh 2-1	Briere	A. Smith
Tue. Apr. 28	St. Louis	St. Louis 5-0	St. Marseille	Plante
Thu. Apr. 30	Pittsburgh	St. Louis 4-3	Keenan	Hall
1970 QUARTER-FINALS - (Won by Pittsburgh 4-0)				
Wed. Apr. 8	Pittsburgh	Pittsburgh 2-1	Harbaruk	Binkley
Thu. Apr. 9	Pittsburgh	Pittsburgh 3-1	Boyer	Binkley
Sat. Apr. 11	Oakland	Pittsburgh 5-2	Pronovost	Binkley
Sun. Apr. 12	Oakland	Pittsburgh 3-2 (OT)	Briere	Binkley

PLAYOFF RECORDS - SERIES

MOST GOALS, BOTH TEAMS:

- 2-GAME SERIES 15 (1975) Pittsburgh 9, St. Louis 6
- 3-GAME SERIES 23 (1977) Toronto 13, Pittsburgh 10
- 4-GAME SERIES 23 (1979) Boston 16, Pittsburgh 7
- 5-GAME SERIES 41 (1981) Pittsburgh 21, St. Louis 20
- 6-GAME SERIES 29 (1970) St. Louis 19, Pittsburgh 10
- 7-GAME SERIES 39 (1975) NY Islanders 21, Pittsburgh 18

MOST GOALS, PITTSBURGH:

- 2-GAME SERIES 9 (1975) vs St. Louis
- 3-GAME SERIES 10 (1977) vs Toronto
- 4-GAME SERIES 13 (1970) vs Oakland
- 5-GAME SERIES 21 (1981) vs St. Louis
- 6-GAME SERIES 10 (1970) vs St. Louis
- 7-GAME SERIES 18 (1975) vs NY Islanders

MOST GOALS, OPPONENTS:

- 2-GAME SERIES 6 (1975) vs St. Louis
- 3-GAME SERIES 13 (1977) vs Toronto
- 4-GAME SERIES 16 (1979) vs Boston
- 5-GAME SERIES 22 (1982) vs NY Islanders
- 6-GAME SERIES 19 (1970) vs St. Louis
- 7-GAME SERIES 21 (1975) vs NY Islanders

FEWEST GOALS, BOTH TEAMS:

- 2-GAME SERIES 15 (1975) Pittsburgh 9, St. Louis 6
- 3-GAME SERIES 11 (1976) Toronto 8, Pittsburgh 3
- 4-GAME SERIES 17 (1970) Pittsburgh 13, Oakland 4
- 5-GAME SERIES 35 (1982) NY Islanders 22, Pittsburgh 13
- 6-GAME SERIES 29 (1970) St. Louis 19, Pittsburgh 10
- 7-GAME SERIES 39 (1975) NY Islanders 21, Pittsburgh 18

FEWEST GOALS, PITTSBURGH:

- 2-GAME SERIES 9 (1975) vs St. Louis
- 3-GAME SERIES 3 (1976) vs Toronto
- 4-GAME SERIES 7 (1979) vs Boston
- 5-GAME SERIES 13 (1982) vs NY Islanders
- 6-GAME SERIES 10 (1970) vs St. Louis
- 7-GAME SERIES 18 (1975) vs NY Islanders

FEWEST GOALS, OPPONENTS:

- 2-GAME SERIES 6 (1975) vs St. Louis
- 3-GAME SERIES 8 (1976) vs Toronto
- 4-GAME SERIES 4 (1970) vs Oakland
- 5-GAME SERIES 20 (1981) vs St. Louis
- 6-GAME SERIES 19 (1970) vs St. Louis
- 7-GAME SERIES 21 (1975) vs NY Islanders

MOST WINS IN A ROW:

- 5 (April 8 to April 17, 1975)
(2 vs St. Louis & 3 vs NY Islanders)

MOST LOSSES IN A ROW:

- 5 (April 30, 1970 to April 9, 1972)
(1 vs St. Louis & 4 vs Chicago)

SHUTOUT WINS:

- 2-0 (April 8, 1976 vs Toronto)

SHUTOUT LOSSES:

- 5-0 (April 28, 1970 at St. Louis)
- 2-0 (April 8, 1972 vs Chicago)
- 1-0 (April 26, 1975 vs NY Islanders)
- 4-0 (April 9, 1976 at Toronto)

PENALTY RECORDS - SERIES

MOST PENALTIES, BOTH TEAMS:	110 (1981) Pittsburgh 55, St. Louis 55
FEWEST PENALTIES, BOTH TEAMS:	24 (1975) St. Louis 15, Pittsburgh 9
MOST PENALTY MINUTES, BOTH TEAMS:	306 (1970) Pittsburgh 162, St. Louis 144
FEWEST PENALTY MINUTES, BOTH TEAMS:	61 (1976) Toronto 36, Pittsburgh 25
MOST PENALTIES, PITTSBURGH:	55 (1981) vs St. Louis
MOST PENALTIES, OPPONENT:	55 (1981) St. Louis
FEWEST PENALTIES, PITTSBURGH:	9 (1975) vs St. Louis
FEWEST PENALTIES, OPPONENT:	15 (1975) St. Louis
MOST MINUTES, PITTSBURGH:	15 (1976) Toronto
MOST MINUTES, OPPONENT:	162 (1970) vs St. Louis
FEWEST MINUTES, PITTSBURGH:	144 (1970) St. Louis
FEWEST MINUTES, OPPONENT:	18 (1975) vs St. Louis
FEWEST MINUTES, OPPONENT:	36 (1976) Toronto

PLAYOFF RECORDS - GAME

MOST GOALS, BOTH TEAMS, HOME GAME:	11 (April 9, 1972) Chicago 6, Pittsburgh 5 (OT)
MOST GOALS, BOTH TEAMS, AWAY GAME:	11 (April 13, 1980) Boston 8, Pittsburgh 3
FEWEST GOALS, BOTH TEAMS, HOME GAME:	10 (April 17, 1975) Pittsburgh 6, NY Islanders 4
FEWEST GOALS, BOTH TEAMS, AWAY GAME:	10 (April 7, 1977) Pittsburgh 6, Toronto 4
MOST GOALS FOR, HOME GAME:	10 (April 9, 1981) Pittsburgh 6, St. Louis 4
MOST GOALS FOR, AWAY GAME:	1 (April 26, 1975) NY Islanders 1, Pittsburgh 0
FEWEST GOALS AGAINST, HOME GAME:	4 (April 19, 1970) Pittsburgh 1, St. Louis 3
FEWEST GOALS AGAINST, AWAY GAME:	4 (April 5, 1972) Pittsburgh 1, Chicago 3
MOST GOALS FOR, HOME GAME:	4 (April 20, 1975) Pittsburgh 1, NY Islanders 3
MOST GOALS FOR, AWAY GAME:	4 (April 9, 1976) Pittsburgh 0, Toronto 4
MOST GOALS AGAINST, HOME GAME:	6 (April 12, 1981) vs St. Louis
MOST GOALS AGAINST, AWAY GAME:	6 (April 17, 1975) at NY Islanders
FEWEST GOALS FOR, HOME GAME:	6 (April 7, 1977) at Toronto
FEWEST GOALS FOR, AWAY GAME:	6 (April 9, 1981) at St. Louis
MOST GOALS AGAINST, HOME GAME:	8 (April 13, 1980) vs Boston
MOST GOALS AGAINST, AWAY GAME:	8 (April 7, 1982) at NY Islanders
FEWEST GOALS FOR, HOME GAME:	0 (April 8, 1972) vs Chicago
FEWEST GOALS FOR, AWAY GAME:	0 (April 26, 1975) vs NY Islanders
FEWEST GOALS AGAINST, HOME GAME:	0 (April 28, 1970) at St. Louis
FEWEST GOALS AGAINST, AWAY GAME:	0 (April 9, 1976) at Toronto
FEWEST GOALS AGAINST, HOME GAME:	0 (April 8, 1976) vs Toronto
FEWEST GOALS AGAINST, AWAY GAME:	2 (April 11, 1970) at Oakland
FEWEST GOALS AGAINST, AWAY GAME:	2 (April 12, 1970) at Oakland

PENALTY RECORDS - GAME

MOST PENALTIES, BOTH TEAMS, HOME GAME:	28 (April 11, 1981) St. Louis 15, Pittsburgh 13
MOST PENALTIES, BOTH TEAMS, AWAY GAME:	30 (April 19, 1970) Pittsburgh 18, St. Louis 12
FEWEST PENALTIES, BOTH TEAMS, HOME GAME:	8 (April 26, 1970) St. Louis 4, Pittsburgh 4
FEWEST PENALTIES, BOTH TEAMS, AWAY GAME:	8 (April 5, 1977) Toronto 5, Pittsburgh 3
MOST PENALTIES, PITTSBURGH:	7 (April 17, 1975) Pittsburgh 4, NY Islanders 3
MOST PENALTIES, OPPONENT:	7 (April 9, 1976) Pittsburgh 3, Toronto 4
FEWEST PENALTIES, PITTSBURGH:	18 (April 19, 1970) at St. Louis
FEWEST PENALTIES, OPPONENT:	15 (April 11, 1981) vs St. Louis
MOST PENALTY MINUTES, BOTH TEAMS:	3 (Three times - last time - April 22, 1979)
MOST PENALTY MINUTES, BOTH TEAMS:	3 (Four times - last time - April 21, 1979)
FEWEST PENALTY MINUTES, BOTH TEAMS:	24 (1975) St. Louis 15, Pittsburgh 9
FEWEST PENALTY MINUTES, BOTH TEAMS:	6 (1970) Pittsburgh 162, St. Louis 144
MOST PENALTY MINUTES, BOTH TEAMS:	61 (1976) Toronto 36, Pittsburgh 25
MOST PENALTY MINUTES, PITTSBURGH:	55 (1981) vs St. Louis
MOST PENALTY MINUTES, OPPONENT:	55 (1981) St. Louis
FEWEST PENALTY MINUTES, PITTSBURGH:	9 (1975) vs St. Louis
FEWEST PENALTY MINUTES, OPPONENT:	15 (1975) vs St. Louis
MOST MINUTES, PITTSBURGH:	15 (1976) vs Toronto
MOST MINUTES, OPPONENT:	162 (1970) vs St. Louis
FEWEST MINUTES, PITTSBURGH:	144 (1970) St. Louis
FEWEST MINUTES, OPPONENT:	18 (1975) vs St. Louis
FEWEST MINUTES, OPPONENT:	36 (1976) Toronto

PLAYOFF RECORDS - PERIOD

MOST GOALS, BOTH TEAMS, HOME PERIOD:	5 (April 9, 1972) Chicago 4, Pittsburgh 1
MOST GOALS, BOTH TEAMS, AWAY PERIOD:	5 (April 13, 1980) Boston 5, Pittsburgh 0
SCORELESS PERIODS:	6 (April 17, 1975) Pittsburgh 3, NY Islanders 3
MOST GOALS FOR, HOME PD:	19 (April 13, 1982 - last time)
MOST GOALS FOR, AWAY PD:	4 (April 9, 1972) vs Chicago
MOST GOALS AGAINST, HOME PERIOD:	4 (April 9, 1981) at St. Louis
MOST GOALS AGAINST, AWAY PERIOD:	5 (April 13, 1980) vs Boston
MOST GOALS AGAINST, AWAY PERIOD:	4 (April 8, 1982) at NY Islanders

PENALTY RECORDS - PERIOD

MOST PENALTIES, BOTH TEAMS, HOME PERIOD:	15 (April 11, 1981) vs St. Louis
MOST PENALTIES, BOTH TEAMS, AWAY PERIOD:	16 (April 19, 1970) at St. Louis
MOST PENALTIES, PITTSBURGH:	7 (April 9, 1977) vs Toronto
MOST PENALTIES, PITTSBURGH:	7 (April 11, 1981) vs St. Louis
MOST PENALTIES, PITTSBURGH:	10 (April 19, 1970) at St. Louis
MOST PENALTIES, OPPONENT:	6 (April 26, 1975) vs New York Islanders
MOST PENALTIES, OPPONENT:	7 (April 15, 1972) at Chicago
MOST MINUTES, BOTH TEAMS, HOME PERIOD:	38 (April 9, 1977) Pittsburgh 25, Toronto 13
MOST MINUTES, BOTH TEAMS, AWAY PERIOD:	80 (April 19, 1970) Pittsburgh 40, St. Louis 40
MOST MINUTES, PITTSBURGH, HOME PERIOD:	25 (April 9, 1977) vs Toronto
MOST MINUTES, PITTSBURGH, HOME PERIOD:	40 (April 19, 1970) at St. Louis
MOST MINUTES, OPPONENT:	18 (April 26, 1975) vs New York Islanders
MOST MINUTES, OPPONENT:	40 (April 19, 1970) at St. Louis

ALL-TIME

MOST GAMES PLAYED:	37 - Rick Kehoe
MOST GOALS:	32 - Ron Stackhouse
MOST ASSISTS:	9 - Jean Pronovost
MOST POINTS:	8 - Rod Schutt
MOST PENALTY MINUTES:	17 - Rick Kehoe
MOST GAMES PLAYED, GOALIE:	12 - Ron Schock
MOST MINUTES PLAYED, GOALIE:	21 - Rick Kehoe
MOST GOALS:	18 - Jean Pronovost
MOST ASSISTS:	51 - Tracy Pratt
MOST POINTS:	51 - Colin Campbell
MOST PENALTY MINUTES:	10 - Denis Herron
MOST GAMES PLAYED, GOALIE:	9 - Gary Inness
MOST MINUTES PLAYED, GOALIE:	601 - Denis Herron
MOST GOALS:	540 - Gary Inness

ONE PLAYOFF YEAR

MOST GOALS:	5 - Michel Briere (1970)
MOST GOALS:	5 - Bob Kelly (1975)
MOST GOALS:	4 - Ken Schinkel (1970)
MOST GOALS:	4 - Vic Hadfield (1975)
MOST GOALS:	4 - Lowell MacDonald (1975)
MOST GOALS:	4 - Orest Kindrachuk (1979)
MOST GOALS:	4 - Randy Carlyle (1981)
MOST GOALS:	6 - Ron Schock (1970)
MOST GOALS:	6 - Ron Stackhouse (1975)
MOST GOALS:	6 - George Ferguson (1981)
MOST GOALS:	5 - Dean Prentice (1970)
MOST GOALS:	5 - Pierre Larouche (1975)
MOST GOALS:	5 - Rick Kehoe (1980)
MOST GOALS:	5 - Randy Carlyle (1981)
MOST GOALS:	5 - Paul Gardner (1982)
MOST GOALS:	9 - Randy Carlyle (1981)
MOST GOALS:	8 - Michel Briere (1970)
MOST GOALS:	8 - Bob Kelly (1975)

MOST PENALTY MINUTES:
 8 - Ron Stackhouse (1975)
 8 - George Ferguson (1980)
 51 - Tracy Pratt (1970)
MOST GOALS, DEFENSESMAN:
MOST ASSISTS, DEFENSESMAN:
MOST POINTS, DEFENSESMAN:

ONE PLAYOFF SERIES

MOST GOALS:
 4 - Michel Briere (1970)
 4 - Bob Kelly (1975)
 4 - Lowell MacDonald (1975)
 4 - Randy Carlyle (1981)
MOST ASSISTS:
 6 - George Ferguson (1981)
 5 - Ron Schock (1970)
 5 - Rick Kehoe (1980)
 5 - Paul Gardner (1982)
 9 - Randy Carlyle (1981)
MOST POINTS:
 8 - George Ferguson (1981)
 7 - Rick Kehoe (1980)
MOST PENALTY MINUTES:
 43 - Tracy Pratt (1970)

ONE PLAYOFF GAME

MOST GOALS:
MOST ASSISTS:
MOST POINTS:

3 - Ken Schinkel (April 11, 1970 at Oakland)
 3 - Dean Prentice (April 11, 1970 at Oakland)
 3 - George Ferguson (April 12, 1981 vs St. Louis)
 3 - Ken Schinkel (Apr. 11, 1970 at Oakland) (3-0)
 3 - Dean Prentice (Apr. 11, 1970 at Oakland) (0-3)
 3 - Lowell MacDonald (Apr. 15, 1975 vs NYI) (2-1)
 3 - Jean Pronovost (Apr. 15, 1975 vs NYI) (1-2)
 3 - Ross Lonsberry (Apr. 12, 1980 vs Boston) (2-1)
 3 - George Ferguson (Apr. 12, 1980 vs Boston) (0-3)
 3 - George Ferguson (Apr. 9, 1981 at St.L.) (1-2)
 3 - Rod Schutt (Apr. 9, 1981 at St. Louis) (1-2)
 3 - Mike Bullard (Apr. 12, 1981 vs St.L.) (2-1)
 3 - Randy Carlyle (Apr. 12, 1981 vs St.L.) (2-1)
 3 - Andre St. Laurent (Apr. 11, 1982 at NYI) (2-1)
 8 - Kim Clackson (April 13, 1980 at Boston)
MOST PENALTIES:
MOST PENALTY MINUTES:
 32 - Tracy Pratt (April 19, 1970 at St. Louis)

ONE PLAYOFF PERIOD

MOST GOALS:
 2 - Ken Schinkel (April 11, 1970 at Oakland)
 2 - Ken Schinkel (April 9, 1972 vs Chicago)
 2 - Chuck Arnason (April 8, 1975 vs St. Louis)
 2 - several players
MOST ASSISTS:
MOST POINTS:
MOST PENALTIES:
MOST PENALTY MINUTES:
 3 - George Ferguson (April 9, 1981 at St.L.) (1-2)
 6 - Kim Clackson (April 13, 1980 at Boston)
 26 - Kim Clackson (April 13, 1980 at Boston)

TEAM RECORDS

LONGEST OVERTIME:
 25:16 (April 14, 1981 at St. Louis)
 (St. Louis goal by Mike Crombeen)
SHORTEST OVERTIME:
 0:12 (April 9, 1972 vs Chicago)
 (Chicago goal by Pit Martin)

OVERTIME GAMES

April 13, 1982
 (Islanders 4-3) John Tonelli (NY Islanders) scored against Michel Dion at 6:19 of overtime to give the Islanders a 3-2 series win in game #5.
April 10, 1982
 (Penguins 2-1) Rick Kehoe (Pittsburgh) scored at 4:14 of overtime against Billy Smith (NY Islanders) in game #3 of 1982 Preliminary Round Series.
April 14, 1981
 (Blues 4-3) Mike Crombeen (St. Louis) scored at 25:16 of overtime against Greg Millen to give the Blues a 3-2 series win in game #5.
April 14, 1979
 (Penguins 4-3) George Ferguson (Pittsburgh) scored at 0:47 of overtime to give Pittsburgh a 2-1 series win in game #3.
April 9, 1972
 (Chicago 6-5) Pit Martin (Chicago) scored at 0:12 of overtime to give Chicago a 4-0 series win in Game #4.
April 12, 1985
 (Penguins 3-2) Michel Briere (Pittsburgh) scored at 8:28 of overtime to give Pittsburgh a 4-0 series win in game #4.

1986-87 NHL ALIGNMENT

The National Hockey League embarks upon its 69th regular season with conference and division alignments remaining the same.

PRINCE OF WALES CONFERENCE

PATRICK DIVISION
 Pittsburgh Penguins
 New Jersey Devils (4-3)
 New York Islanders (3-4)
 New York Rangers (3-4)
 Washington Capitals (3-4)

ADAMS DIVISION
 Boston Bruins (1-2)
 Buffalo Sabres (1-2)
 Hartford Whalers (1-2)
 Montreal Canadiens (2-1)
 Quebec Nordiques (2-1)

CLARENCE CAMPBELL CONFERENCE

NORRIS DIVISION
 Chicago Black Hawks (2-1)
 Detroit Red Wings (2-1)
 Minnesota North Stars (1-2)
 St. Louis Blues (2-1)
 Toronto Maple Leafs (1-2)

SMYTHE DIVISION
 Calgary Flames (2-1)
 Edmonton Oilers (2-1)
 Los Angeles Kings (1-2)
 Vancouver Canucks (2-1)
 Winnipeg Jets (1-2)

Numbers in parenthesis indicate number of games against each opponent by Pittsburgh for the 1986-87 season (home-away).

UNBALANCED SCHEDULE

Each of the 21 teams will play an 80-game schedule with those teams in the Smythe, Norris and Adams Division having eight games (four home and four away) against each of their divisional opponents, plus three games against each of the remaining 16 teams in the league. In the case of the three games, teams will play two home and one away or vice-versa, alternating the extra home game each year.

The six clubs in the Patrick Division - will play each other seven times with three games against each of the remaining 15 teams in the league. The home-ice differential will be alternated each season.

STANLEY CUP PLAYOFFS

At the conclusion of the regular schedule, the top four finishers in each division will qualify for the Stanley Cup Playoffs.

The opening round features divisional playoffs that will have the first place club oppose the fourth place team and second versus third in the best of seven series. The winners of each series will advance to a best-of-seven divisional final series, with the team gaining higher standing during the regular season holding home-ice advantage.

The four divisional winners will meet in a best-of-seven conference championship. The Smythe Division winner will face the Norris Division winner for the Campbell Conference title and the Patrick Division Winner will face the Adams Division winner for the Prince of Wales Conference crown. Teams with the most points during the regular season will have home-ice advantage.

Conference winners will meet in the Stanley Cup Finals in a best-of-seven series, again with the team having the most regular season points getting the home-ice advantage. The finals will be played in a 2-2-1-1-1 setup with the home team advantage having the first two, fifth and seventh game in their building.

All playoff series scheduling: 2-2-1-1-1

1986 STANLEY CUP PLAYOFFS DIVISION SEMI-FINALS

ADAMS DIVISION

SERIES "A" (HARTFORD won 3-0)

Apr. 9 HARTFORD 3 (LIUT) at Quebec 2 (Malarchuk)
Apr. 10 HARTFORD 4 (LIUT) at Quebec 1 (Malarchuk)
Apr. 12 Quebec 4 (Gosselin) at HARTFORD 9 (LIUT)
(Sylvain Turgeon scored at 2:36 of overtime)

Turgeon *
MacDermid
Samuelson

SERIES "B" (MONTREAL won 3-0)

Apr. 9 Boston 1 (Riggin) at MONTREAL 3 (ROY)
Apr. 10 Boston 2 (Ranford) at MONTREAL 3 (ROY)
Apr. 12 MONTREAL 4 (ROY) at Boston 3 (Ranford)

Smith
Lemieux
Gainey

PATRICK DIVISION

SERIES "C" (NY RANGERS won 3-2)

Apr. 9 NY RANGERS 6 (VANBIESBROUCK) at Philadelphia 2 (Froese)
Apr. 10 NY Rangers 1 (Vanbiesbrouck) at PHILADELPHIA 2 (FROESE)
Apr. 12 Philadelphia 2 (Froese) at NY RANGERS 5 (VANBIESBROUCK)
Apr. 13 PHILADELPHIA 7 (FROESE) at NY Rangers 1 (Vanbiesbrouck)
Apr. 15 NY RANGERS 5 (VANBIESBROUCK) at Philadelphia 2 (Froese)

Ridley
McCrimmon
Wiemer
Zezel
Osborne

SERIES "D" (WASHINGTON won 3-0)

Apr. 9 NY Islanders 1 (Hrudey) at WASHINGTON 3 (PEETERS)
Apr. 10 NY Islanders 2 (Smith) at WASHINGTON 5 (PEETERS)
Apr. 12 WASHINGTON 3 (PEETERS) at NY Islanders 1 (Hrudey)

Carpenter
Stevens
Stevens

NORRIS DIVISION

SERIES "E" (TORONTO won 3-0)

Apr. 9 TORONTO 5 (WREGGETT) at Chicago 3 (Sauve)
Apr. 10 TORONTO 6 (WREGGETT) at Chicago 4 (Bannerman)
Apr. 12 Chicago 2 (Bannerman) at TORONTO 7 (WREGGETT)

Poddubny
Poddubny
Fergus

SERIES "F" (ST. LOUIS won 3-2)

Apr. 9 ST. LOUIS 2 (WAMSLEY) at Minnesota 1 (Beaupre)
Apr. 10 St. Louis 2 (Wamsley) at MINNESOTA 6 (Beaupre)
Apr. 12 Minnesota 3 (Beaupre) at ST. LOUIS 4 (Millen)
Apr. 13 MINNESOTA 7 (BEAUPRE) at St. Louis 4 (Wamsley)
Apr. 15 ST. LOUIS 6 (MILLEN) at Minnesota 3 (Beaupre)

Gilmour
Graham
Federko
Graham
Beers

SMYTHE DIVISION

SERIES "G" (EDMONTON won 3-0)

Apr. 9 Vancouver 3 (Brodeur) at EDMONTON 7 (FUHR)
Apr. 10 Vancouver 1 (Young) at EDMONTON 5 (MOOG)
Apr. 12 EDMONTON 5 (FUHR) at Vancouver 1 (Brodeur)

Krushelnyski
Gretzky
Krushelnyski

SERIES "H" (CALGARY won 3-0)

Apr. 9 Winnipeg 1 (Bouchard) at CALGARY 5 (VERNON)
Apr. 10 Winnipeg 4 (Hayward) at CALGARY 6 (VERNON)
Apr. 12 CALGARY 4 (VERNON) at Winnipeg 3 (Berthiaume)
(Lanny McDonald scored at 8:25 of overtime)

Mullen
Tonelli
McDonald *

DIVISION FINALS

ADAMS DIVISION

SERIES "I" (MONTREAL won 4-3)

Apr. 17 HARTFORD 4 (LIUT) at Montreal 1 (ROY)
Apr. 19 Hartford 1 (LIUT) at MONTREAL 3 (ROY)
Apr. 21 MONTREAL 4 (ROY) at Hartford 1 (Weeks)
Apr. 23 Montreal 1 (Roy) at HARTFORD 2 (WEEKS)
Apr. 25 Hartford 3 (Weeks) at MONTREAL 5 (ROY)
Apr. 27 Montreal 0 (Roy) at HARTFORD 1 (LIUT)
Apr. 29 Hartford 1 (Liut) at MONTREAL 2 (ROY)
(Kevin Dineen scored at 1:07 of overtime on April 23)
(Claude Lemieux scored at 5:55 of overtime on April 29)

Turgeon
Carboneau
Richer
Dineen *
Lalor
Dineen
Lemieux *

1986 STANLEY CUP PLAYOFFS DIVISION FINALS

PATRICK DIVISION

SERIES "J" (NY RANGERS won 4-2)

Apr. 17 NY RANGERS 4 (VANBIESBROUCK) at Washington 3 (Peeters)
Apr. 19 NY Rangers 1 (Vanbiesbrouck) at WASHINGTON 8 (PEETERS)
Apr. 21 WASHINGTON 6 (PEETERS) at NY Rangers 3 (Vanbiesbrouck)
Apr. 23 Washington 5 (Peeters) at NY RANGERS 6 (VANBIESBROUCK)
Apr. 25 NY RANGERS 4 (VANBIESBROUCK) at Washington 2 (Peeters)
Apr. 27 Washington 1 (Peeters) at NY RANGERS 2 (VANBIESBROUCK)

MacLellan *
Laughlin
Barrett
Brooke *
Sandstrom
Larouche

NORRIS DIVISION

SERIES "K" (ST. LOUIS won 4-3)

Apr. 18 Toronto 1 (Wreggett) at ST. LOUIS 6 (MILLEN)
Apr. 20 TORONTO 3 (WREGGETT) at St. Louis 0 (Millen)
Apr. 22 St. Louis 2 (Wamsley) at TORONTO 5 (WREGGETT)
Apr. 24 ST. LOUIS 7 (MILLEN) at Toronto 4 (Wreggett)
Apr. 26 Toronto 3 (Wreggett) at ST. LOUIS 4 (MILLEN)
Apr. 28 St. Louis 3 (Millen) at TORONTO 5 (WREGGETT)
Apr. 30 Toronto 1 (Wreggett) at ST. LOUIS 2 (MILLEN)

Cavallini
Ihnachak
Clark
Gilmour
Reeds *
Poddubny
LaVallee

SMYTHE DIVISION

SERIES "L" (CALGARY won 4-3)

Apr. 18 CALGARY 4 (VERNON) at Edmonton 1 (Fuhr)
Apr. 20 Calgary 5 (Vernon) at EDMONTON 6 (FUHR)
Apr. 22 Edmonton 2 (Fuhr) at CALGARY 3 (VERNON)
Apr. 24 EDMONTON 7 (FUHR) at Calgary 4 (VERNON)
Apr. 26 CALGARY 4 (VERNON) at Edmonton 1 (Fuhr)
Apr. 28 EDMONTON 5 (FUHR) at Calgary 2 (Vernon)
Apr. 30 CALGARY 3 (VERNON) at Edmonton 2 (Fuhr)

Suter
Anderson *
Otto
Gretzky
McDonald
Anderson
Berezan

CONFERENCE FINALS PRINCE OF WALES CONFERENCE

SERIES "M"

Thu. May 1 NY Rangers 1 (Vanbiesbrouck) at MONTREAL 2 (ROY)
Sat. May 3 NY Rangers 2 (Vanbiesbrouck) at MONTREAL 6 (ROY)
Mon. May 5 MONTREAL 4 (ROY) at NY Rangers 3 (Vanbiesbrouck)
Wed. May 7 Montreal 0 (Roy) at NY RANGERS 2 (VANBIESBROUCK)
Fri. May 9 NY Rangers 1 (Vanbiesbrouck) at MONTREAL 3 (ROY)
(Claude Lemieux scored at 9:41 of overtime)

Gainey
McPhea
Lemieux
Brooke
Smith

CLARENCE CAMPBELL CONFERENCE

SERIES "N"

Fri. May 2 ST. LOUIS 3 (WAMSLEY) at Calgary 2 (Vernon)
Sun. May 4 St. Louis 2 (Wamsley) at CALGARY 8 (VERNON)
Tue. May 6 CALGARY 5 (VERNON) at St. Louis 3 (Millen)
Thu. May 8 Calgary 2 (Vernon) at ST. LOUIS 5 (WAMSLEY)
Sat. May 10 St. Louis 2 (Wamsley) at CALGARY 4 (VERNON)
Mon. May 12 Calgary 5 (Vernon) at ST. LOUIS 6 (WAMSLEY)
Wed. May 14 St. Louis 1 (Wamsley) at CALGARY 2 (VERNON)
(Doug Wickenheiser scored at 8:00 of overtime)

Hunter
Mullen
Risebrough
Cavallini
Quinn
Wickenheiser
Patterson

STANLEY CUP FINALS

SERIES "O"

Fri. May 16 Montreal 2 (Roy) at CALGARY 5 (VERNON)
Sun. May 18 MONTREAL 3 (ROY) at Calgary 2 (Vernon)
Tue. May 20 Calgary 3 (Vernon) at MONTREAL 5 (ROY)
Thu. May 22 Calgary 0 (Vernon) at MONTREAL 1 (ROY)
Sat. May 24 MONTREAL 4 (ROY) at Calgary 3 (Vernon)
(Brian Skrudland scored at 0:09 of overtime)

Quinn
Skrudland
Gainey
Lemieux
Smith

PLAYOFF SCORING LEADERS

PLAYER - TEAM	GP	G	A	PTS	+/-	PIM	PPG	SHG	GWG
Doug Gilmour, St. Louis	19	9	12	21	3	25	1	2	2
Bernie Federko, St. Louis	19	7	14	21	2	17	1	0	1
Joe Mullen, Calgary	21	12	7	19	-3	4	4	0	2
Wayne Gretzky, Edmonton	10	8	11	19	--	2	4	1	2
Mats Naslund, Montreal	20	8	11	19	-1	4	4	0	0
Al MacInnis, Calgary	21	4	15	19	11	30	2	0	0
Lanny McDonald, Calgary	22	11	7	18	5	30	4	0	2
Paul Reinhart, Calgary	21	5	13	18	-2	4	4	0	0
Greg Paslawski, St. Louis	17	10	7	17	4	13	2	0	0
Pierre Larouche, NY Rangers	16	8	9	17	-5	2	4	0	1
Claude Lemieux, Montreal	20	10	6	16	1	68	4	0	4
Doug Risebrough, Calgary	22	7	9	16	9	38	0	1	1
John Tonelli, Calgary	22	7	9	16	3	49	1	0	1

INDIVIDUAL LEADERS

GOALS		ASSISTS	
Joe Mullen, Calgary	12	Al MacInnis, Calgary	15
Lanny McDonald, Calgary	11	Bernie Federko, St. Louis	14
Claude Lemieux, Montreal	10	Paul Reinhart, Calgary	13
Greg Paslawski, St. Louis	10	Larry Robinson, Montreal	13
Doug Gilmour, St. Louis	9	Doug Gilmour, St. Louis	12
POWER PLAY GOALS		SHORTHANDED GOALS	
Dan Quinn, Calgary	5	Bob Brooke, NY Rangers	2
Wayne Gretzky, Edmonton	4	Guy Carbonneau, Montreal	2
Pierre Larouche, NY Rangers	4	Doug Gilmour, St. Louis	2
Claude Lemieux, Montreal	4	Hakan Loob, Calgary	2
Lanny McDonald, Calgary	4	Mark Messier, Edmonton	2
Joe Mullen, Calgary	4		
Mats Naslund, Montreal	4		
Wilf Paiement, NY Rangers	4		
Paul Reinhart, Calgary	4		
GAME WINNING GOALS		OVERTIME GOALS	
Claude Lemieux, Montreal	4	Claude Lemieux, Montreal	2
Bob Gainey, Montreal	3		
Walt Poddubny, Toronto	3		
Bobby Smith, Montreal	3		
SHOTS		FIRST GOALS	
Al MacInnis, Calgary	79	Stewart Gavin, Hartford	3
Lanny McDonald, Calgary	70	Pierre Larouche, NY Rangers	3
Chris Chelios, Montreal	57	Lanny McDonald, Calgary	3

GOALTENDING LEADERS

NAME - TEAM	GP	MP	GA	AVG
Mike Liut, Hartford	8	441	14	1.90
Patrick Roy, Montreal	20	1218	39	1.92
Pete Peeters, Washington	9	544	24	2.65
Mike Vernon, Calgary	21	1229	60	2.93
Greg Millen, St. Louis	10	586	29	2.97
WINS		SAVE PERCENTAGE		
Patrick Roy, Montreal	15	Mike Liut, Hartford	.938	
Mike Vernon, Calgary	12	Patrick Roy, Montreal	.923	
John Vanbiesbrouck, NY Rangers	8	Greg Millen, St. Louis	.911	
Greg Millen, St. Louis	6	Pete Peeters, Washington	.905	
Ken Wregget, Toronto	6	Ken Wregget, Toronto	.901	
SHUTOUTS				
Mike Liut, Hartford	1			
Patrick Roy, Montreal	1			
John Vanbiesbrouck, NY Rangers	1			
Ken Wregget, Toronto	1			

1985-86 AWARD WINNERS

STANLEY CUP	Montreal Canadiens
PRINCE OF WALES TROPHY	Montreal Canadiens
CLARENCE CAMPBELL BOWL	Calgary Flames
HART TROPHY	Wayne Gretzky, Edmonton
CALDER TROPHY	Gary Suter, Calgary
JAMES NORRIS TROPHY	Paul Coffey, Edmonton
ART ROSS TROPHY	Wayne Gretzky, Edmonton
LADY BYNG TROPHY	Mike Bossy, NY Islanders
WILLIAM JENNINGS TROPHY	Bob Froese & Darren Jensen, Philadelphia
VEZINA TROPHY	John Vanbiesbrouck, NY Rangers
CONN SMYTHE TROPHY	Patrick Roy, Montreal
FRANK SELKE TROPHY	Troy Murray, Chicago
BILL MASTERTON TROPHY	Charlie Simmer, Boston
JACK ADAMS TROPHY	Glen Sather, Edmonton
EMERY EDGE TROPHY	Mark Howe, Philadelphia
LESTER B. PEARSON AWARD	MARIO LEMIEUX, PITTSBURGH

NHL ALL STARS & NHL ROOKIE TEAM

	FIRST TEAM	SECOND TEAM	ROOKIE TEAM
GOALIE	John Vanbiesbrouck NY Rangers	Bob Froese Philadelphia	Patrick Roy Montreal
DEFENSE	Paul Coffey Edmonton	Larry Robinson Montreal	Gary Suter Calgary
DEFENSE	Mark Howe Philadelphia	Ray Bourque Boston	Dana Murzyn Hartford
CENTER	Wayne Gretzky Edmonton	MARIO LEMIEUX PITTSBURGH	Mike Ridley NY Rangers
LEFT WING	Michel Goulet Quebec	Mats Naslund Montreal	Wendal Clark Toronto
RIGHT WING	Mike Bossy NY Islanders	Jarri Kurri Edmonton	Kjell Dahlin Montreal

NHL ALL STAR GAME

1985-86	Mario Lemieux - Prince of Wales Conference
1984-85	Mario Lemieux - Prince of Wales Conference
1983-84	Mike Bullard - Prince of Wales Conference
1982-83	Rick Kehoe - Prince of Wales Conference
1981-82	Randy Carlyle - Prince of Wales Conference Michel Dion - Prince of Wales Conference
1980-81	Randy Carlyle - Prince of Wales Conference Rick Kehoe - Prince of Wales Conference
1979-80	Ron Stackhouse - Prince of Wales Conference
1978-79	NHL Challenge Cup vs Soviet Union - No Penguin players selected.
1977-78	Jean Pronovost - Prince of Wales Conference
1976-77	Jean Pronovost - Prince of Wales Conference
1975-76	Dave Burrows - Prince of Wales Conference Pierre Larouche - Prince of Wales Conference Jean Pronovost - Prince of Wales Conference
1974-75	Syl Apps - Prince of Wales Conference Pierre Larouche - Prince of Wales Conference Jean Pronovost - Prince of Wales Conference
1973-74	Dave Burrows - Western Division Lowell MacDonald - Western Division Al McDonough - Western Division
1972-73	Greg Polis - Western Division Lowell MacDonald - Western Division
1971-72	Greg Polis - Western Division
1970-71	Greg Polis - Western Division
1969-70	Bob Woytowich - Western Division Dean Prentice - Western Division
1968-69	Ken Schinkel - Western Division
1967-68	Ken Schinkel - NHL All Stars

MARIO LEMIEUX became the third Pittsburgh representative to win the Most Valuable Player Award when he scored two goals and one assist in the 1985 All Star Game at Calgary.

GREG POLIS was the first Penguin player to ever win a car when he scored two goals in the 1973 All Star Game at Madison Square Garden in New York City.

SYL APPS followed suit in 1975 when he was named the MVP following the game in the Montreal Forum.

In 1987, the National Hockey League will face a team from the Soviet Union in a two-game series in Quebec City.

PENGUIN AWARD WINNERS

MICHEL BRIERE MEMORIAL

TROPHY - ROOKIE OF THE YEAR

1985-86	Jim Johnson
1984-85	Mario Lemieux
1983-84	Roberto Romano
1982-83	Dave Hannan
1981-82	Mike Bullard
1980-81	Mark Johnson
1979-80	Paul Marshall
1978-79	Greg Millen & Rod Schutt
1977-78	Peter Lee
1976-77	Greg Malone
1975-76	No Winner
1974-75	Pierre Larouche
1973-74	Ron Lalonde
1972-73	No Winner
1971-72	Dave Burrows
1970-71	Greg Polis
1969-70	Michel Briere
1968-69	Jean Pronovost
1967-68	Les Binkley

BILL McCracken Memorial

Award - Unsung Hero

1985-86	Randy Cunneyworth & Dave Hannan
1984-85	Gary Rissling
1983-84	Gary Rissling
1982-83	Andre St. Laurent
1981-82	Pat Boutette
1980-81	Paul Gardner
1979-80	Russ Anderson
1978-79	George Ferguson
1977-78	Dave Schultz
1976-77	Wayne Bianchin
1975-76	Ron Stackhouse
1974-75	Gary Inness
1973-74	Ron Schock
1972-73	Lowell MacDonald
1971-72	Duane Rupp
1970-71	Bob Blackburn
1969-70	Val Fonteyne

Colussy Chevrolet

Leading Point Scorer

1985-86	Mario Lemieux
1984-85	Mario Lemieux
1983-84	Mike Bullard
1982-83	Doug Shedden
1981-82	Rick Kehoe
1980-81	Rick Kehoe
1979-80	Rick Kehoe
1978-79	Greg Malone
1977-78	Jean Pronovost
1976-77	Jean Pronovost
1975-76	Pierre Larouche
1974-75	Ron Schock
1973-74	Syl Apps
1972-73	Syl Apps
1971-72	Syl Apps
1970-71	Bryan Hextall
1969-70	Dean Prentice
1968-69	Ken Schinkel
1967-68	Andy Bathgate

Murray Hill Jewelers

Award - Player's Player

1985-86	Terry Ruskowski
1984-85	Warren Young
1983-84	Denis Herron
1982-83	Pat Boutette
1981-82	Mike Bullard

1980-81	Rick Kehoe
1979-80	Rick Kehoe
1978-79	Greg Malone
1977-78	Denis Herron
1976-77	Denis Herron
1975-76	Jean Pronovost
1974-75	Ron Schock
1973-74	Jean Pronovost
1972-73	Lowell MacDonald
1971-72	Jean Pronovost
1970-71	Jean Pronovost
1969-70	Jean Pronovost & Dean Prentice
1968-69	Val Fonteyne

Foodland Award - Most Valuable Player

1985-86	Mario Lemieux
1984-85	Mario Lemieux
1983-84	Mike Bullard
1982-83	Doug Shedden
1981-82	Michel Dion
1980-81	Randy Carlyle
1979-80	George Ferguson
1978-79	Ron Stackhouse & Orest Kindrachuk
1977-78	Pete Mahovlich
1976-77	Dunc Wilson
1975-76	Pierre Larouche
1974-75	Ron Schock & Ron Stackhouse
1973-74	Syl Apps, Dave Burrows Jean Pronovost & Lowell MacDonald
1972-73	Dave Burrows
1971-72	Jean Pronovost
1970-71	Ron Schock
1969-70	Jean Pronovost
1968-69	Keith McCreary
1967-68	Les Binkley

James G. Balmer Award - Contribution to Hockey

1980-81	Adolph J. Donadeo
1979-80	Mark Johnson
1978-79	Baz Bastien
1977-78	Pete Mahovlich
1975-76	Ken Schinkel
1974-75	Jack Button
1973-74	Lowell MacDonald
1972-73	Jack Riley
1971-72	Pittsburgh Penguin Partners
1970-71	Michel Briere
1969-70	Red Kelly
1968-69	Jimmy Jordan
1966-67	Baz Bastien

Booster Club Award - Star of Game Leader

1985-86	Mario Lemieux
1984-85	Mario Lemieux
1983-84	Mike Bullard
1982-83	Michel Dion
1981-82	Michel Dion
1980-81	Randy Carlyle
1979-80	George Ferguson
1978-79	Randy Carlyle
1977-78	Denis Herron
1976-77	Dunc Wilson
1975-76	Dave Burrows
1974-75	Vic Hadfield

PENGUINS ON THE ROAD

BOSTON BRUINS

G.M. - Harry Sinden
 Coach - Butch Goring
 P.R. - Nate Greenberg
 Arena - Boston Garden (14,673)
 150 Causeway St.
 Boston, MA 02114
 Phone - (617) 227-3209
 Hotel - Parker House
 Phone - (617) 227-8600

BUFFALO SABRES

G.M. - Scotty Bowman
 Coach - Scotty Bowman
 P.R. - John Guertler
 Arena - Memorial Auditorium (16,433)
 140 Main St.
 Buffalo, NY 14202
 Phone - (716) 856-7300
 Hotel - Hilton
 Phone - (716) 845-5100

CALGARY FLAMES

G.M. - Cliff Fletcher
 Coach - Bob Johnson
 P.R. - Rick Skaggs
 Arena - The Saddledome (16,703)
 P.O. Box 1540
 Station "M"
 Calgary, Alta. T2P 3B9
 Phone - (403) 261-0475
 Hotel - Westin Hotel
 Phone - (403) 266-1611

CHICAGO BLACK HAWKS

G.M. - Bob Pulford
 Coach - Bob Pulford/Roger Neilson
 P.R. - Jim DeMaria
 Arena - Chicago Stadium (17,263)
 1800 W. Madison St.
 Chicago, IL 60612
 Phone - (312) 733-5300
 Hotel - Airport Hilton
 Phone - (312) 686-8000

DETROIT RED WINGS

G.M. - Jim Devellano
 Coach - Jacques Demers
 P.R. - Bill Jamieson
 Arena - Joe Louis Arena (19,275)
 600 Civic Center Dr.
 Detroit, MI 48226
 Phone - (313) 567-3900
 Hotel - Airport Marriott
 Phone - (313) 941-9400

EDMONTON OILERS

G.M. - Glen Sather
 Coach - Glen Sather
 P.R. - Bill Tuele
 Arena - Northlands Coliseum (17,300)
 7424 118th Ave.
 Edmonton, Alta. T5B 4M9
 Phone - (403) 471-8561
 Hotel - Westin
 Phone - (403) 426-3636

HARTFORD WHALERS

G.M. - Emile Francis
 Coach - Jack Evans
 P.R. - Phil Langan
 Arena - Hartford Civic Center (14,557)
 One Civic Center Plaza
 Hartford, CT 06103
 Phone - (203) 728-3366
 Hotel - Hilton
 Phone - (203) 249-5611

LOS ANGELES KINGS

G.M. - Rogie Vachon
 Coach - Pat Quinn
 P.R. - Dave Courtney
 Arena - The Forum (16,005)
 P.O. Box 10
 Inglewood, CA 90306
 Phone - (213) 674-6000
 Hotel - Airport Park
 Phone - (213) 673 5151

MINNESOTA NORTH STARS

G.M. - Lou Nanne
 Coach - Lorne Henning
 P.R. - Dick Dillman
 Arena - Met Sports Center (14,6184)
 7901 Cedar Ave. South
 Bloomington, MN 55420
 Phone - (612) 853-9333
 Hotel - Marriott
 Phone - (612) 854-7441

MONTREAL CANADIENS

G.M. - Serge Savard
 Coach - Jean Perron
 P.R. - Claude Mouton
 Arena - Montreal Forum (16,074)
 2313 St. Catherine St. West
 Montreal, Que. H3H 1N2
 Phone - (514) 932-6181
 Hotel - LeMoyne Manoir
 Phone - (514) 931-8861

NEW JERSEY DEVILS

G.M. - Max McNab
 Coach - Doug Carpenter
 P.R. - Dave Freed
 Arena - Byrne Meadowlands Arena (19,023)
 P.O. Box 504
 East Rutherford, NJ 07073
 Phone - (201) 935-6050
 Hotel - Clifton Ramada
 Phone - (201) 778-6500

NEW YORK ISLANDERS

G.M. - Bill Torrey
 Coach - Terry Simpson
 P.R. - Les Wagner
 Arena - Nassau Memorial Coliseum (14,6230)
 Hempstead Turnpike
 Uniondale, NY 11553
 Phone - (516) 794-4100
 Hotel - Island Inn
 Phone - (516) 228-9001

NEW YORK RANGERS

G.M. - Phil Esposito
 Coach - Ted Sator
 P.R. - John Halligan
 Arena - Madison Square Garden (17,500)
 4 Pennsylvania Plaza
 New York, NY 10001
 Phone - (212) 563-8036
 Hotel - Penta Hotel
 Phone - (212) 736-5000

PHILADELPHIA FLYERS

G.M. - Bob Clarke
 Coach - Mike Keenan
 P.R. - Rodger Gottlieb/Mark Piazza
 Arena - The Spectrum (17,147)
 Pattison Place
 Philadelphia, PA 19148
 Phone - (215) 465-4500
 Hotel - The Hershey Hotel
 Phone - (215) 893-1600

QUEBEC NORDIQUES

G.M. - Maurice Filion
 Coach - Michel Bergeron
 P.R. - Bernard Brisset
 Arena - Quebec Coliseum (14,6250)
 2205 Ave. du Colisee
 Quebec, Que. G1L 4W7
 Phone - (418) 529-8441
 Hotel - Le Concorde
 Phone - (418) 647-2222

ST. LOUIS BLUES

G.M. - Ron Caron
 Coach - Jacques Martin
 P.R. - Susie Mathieu
 Arena - The Arena (17,968)
 5700 Oakland Ave.
 St. Louis, MO 63110
 Phone - (314) 781-5300
 Hotel - Omni International
 Phone - (314) 241-6664

NHL - MONTREAL

Pres. - John Ziegler, Jr.
 Exec.V.P. - Brian O'Neill
 Inform. & Stats - Gary Meagher/Benny Ercolani
 P.R. - Dan Leary
 960 Sun Life Bldg.
 1155 Metcalfe St.
 Montreal, Que H3B 2W2
 Phone - (514) 871-9220

NHL - TORONTO

V.P., Project Development - Scotty Morrison
 Executive Director, Hockey Operations - Jim Gregory
 Director of Officiating - John McCauley
 Supervisor of Officials - Bryan Lewis
 Central Scouting -
 Suite 200
 1 Greensboro Dr.
 Rexdale, Ont. M9W 1C8
 Phone - (416) 245-2926 (Officiating)
 Phone - (416) 245-1813 (Central Scouting)

PENGUINS ON THE ROAD

TORONTO MAPLE LEAFS

G.M. - Gerry McNamara
 Coach - John Brophy
 P.R. - Bob Stellick
 Arena - Maple Leafs Gardens (16,485)
 60 Carlton St.
 Toronto, Ont. M5B 1L1
 Phone - (416) 977-1641
 Hotel - Westbury
 Phone - (416) 924-0611

VANCOUVER CANUCKS

G.M. - Jack Gordon
 Coach - Tom Watt
 P.R. - Norm Jewison
 Arena - Pacific Coliseum (14,6613)
 100 N. Renfrew St.
 Vancouver, B.C. V5K 3N7
 Phone - (604) 254-5141
 Hotel - Hotel Vancouver
 Phone - (604) 684-3131

WASHINGTON CAPITALS

G.M. - David Poile
 Coach - Bryan Murray
 P.R. - Lou Corletto
 Arena - Capital Centre (18,130)
 Landover, MD 20786
 Phone - (301) 350-3400
 Hotel - Sheraton New Carrollton
 Phone - (301) 459-6700

WINNIPEG JETS

G.M. - John Ferguson
 Coach - Dan Maloney
 P.R. - Ralph Carter
 Arena - Winnipeg Arena (14,6,430)
 15-1430 Maroons Road
 Winnipeg, Man. R3G 0L5
 Phone - (204) 772-9491
 Hotel - Westin
 Phone - (204) 957-1350

NHL - NEW YORK

Pres - Gil Stein
 V.P. - Steve Ryan
 500 Fifth Ave.
 New York, NY 10110
 Phone - (212) 398-1100

MEDIA INFORMATION

CREDENTIALS: Season passes are issued to those members of the media covering the Pens on a regular basis. Single game passes are available on a space available basis only to working members of the media. Passes must be reserved by noon on game day by contacting Cindy Himes at the Press Relations Office (412/642-1982).

PRESS ENTRANCE: The press gate is located at Gate #2 of the Civic Arena, off of Center Avenue. All working members of the media must enter through the press gate to pick up their credentials.

PRESS LOUNGE: The press lounge is located beside the locker rooms on the lower level. Members of the media and off-ice officials must show their press pass at the door for admittance. The press lounge will open at 6:00 PM with dinner and beverages served prior to game time. It is closed during the game but will open again after the game for filing purposes.

SERVICES: Game notes and lineup sheets will be available in the press lounge and press box prior to the games. Game summaries will be passed out in the press box after each period. Final game summaries will be available in the press box, press lounge and locker rooms after the game. Information on injuries during the game will be distributed throughout the press box as soon as it is practical. Out-of-town scores will be given to home and visiting broadcasters during the game on a regular basis.

LOCKER ROOMS: The locker rooms will be open to the media 10 minutes after the conclusion of the game per League requirements. Only working members of the media will be admitted.

POST GAME: The quickest way to get to the locker rooms from the press box is to walk down the ramp at the bottom of the press box stairs. At the bottom of the ramp, take the stairs straight ahead down one level. The locker rooms are straight ahead, across from the Press Entrance at Gate #2.

OFF-ICE OFFICIALS

Supervisor of Officials: Paul Schlosser
 Goal Judges: Jack Powell, Ron Harris & Leo Rudzki
 Official Scorer: Dave Reynolds
 Game Timekeeper: Bob Maitland
 Penalty Timekeeper: Bob Ferons
 Statistician: Keith Schreiber

GAME NIGHT STAFF

Spare Officials: Jim Gricar & Joe Ferraro
 Stats: Mike Amoroso, Jim Duss, Bob Johnston & Pete Gitnik
 Press Box: Glen Digby, Phil Spano & Eugene Susi
 Dressing Rooms: A.T. Cagliano, Clyde Adams, Frank Sciulli & Ed Machen
 Press Lounge: Norm Trageser
 P.A. Announcer: John Barbero
 Message Board: Mike Ficarelli
 Organist: Vince Lascheid & Ken Reitz

OCTOBER 1986

SUN	MON	TUES	WED	THUR	FRI	SAT
			1	2	3	4
5	6	7	8	9 WASH	10	11 NYR
12 8:30 CHI ^o	13	14 LA	15	16	17 7:30 BUFF*	18 NJ
19	20	21	22 BUFF	23 7:30 PHIL*	24	25 PHIL
26	27	28 7:30 HART*	29 NJ	30	31	

NOVEMBER 1986

SUN	MON	TUES	WED	THUR	FRI	SAT
						1 8:30 ST L*
2	3	4 VAN	5	6	7	8 8:30 MIN ^o
9 7:00 DET*	10	11	12 BOS	13	14 7:30 NJ*	15 QUE
16	17	18 8:30 WPG	19	20 9:30 CAL	21	22 7:30 WASH ^o
23	24	25 8:00 NYI*	26 NYI	27	28	29 NYR
30 7:30 NYR*						

DECEMBER 1986

SUN	MON	TUES	WED	THUR	FRI	SAT
	1	2	3	4	5 EDM	6 MIN
7	8	9	10 CAL	11	12 TOR	13 8:00 TOR*
14	15	16	17 10:30 LA ^o	18	19	20 PHIL
21	22 7:30 MTL ^o	23 8:00 NYI ^o	24	25	26 7:30 BUF*	27 NYI
28	29	30 NYR	31			

JANUARY 1987

SUN	MON	TUES	WED	THUR	FRI	SAT
				1 1:30 WASH ^o	2	3 MTL
4	5	6	7 WASH	8	9 8:00 WASH*	10
11	12	13 8:00 NYI*	14 WPG	15	16	17 1:15 BOS ^o
18 DET	19	20	21 10:30 LA ^o	22	23 10:30 VAN	24 8:00 EDM ^o
25	26	27 WASH	28	29 7:30 PHIL*	30	31

FEBRUARY 1987

SUN	MON	TUES	WED	THUR	FRI	SAT
1 HART	2	3	4	5 7:30 BOS*	6	7 CHI
8 7:30 NJ ^o	9	10	11	12	13	14 VAN
15 7:30 NYR*	16	17 CAL	18	19 7:30 PHIL*	20	21 NJ
22 7:30 NYR*	23	24 EDM	25	26 8:00 NYI*	27	28 CHI

MARCH 1987

SUN	MON	TUES	WED	THUR	FRI	SAT
1 ST L	2	3 7:30 QUE ^o	4	5 7:30 TOR	6	7 8:30 MIN ^o
8 WPG	9	10 NYI	11	12 QUE	13	14 NYR
15	16	17	18 ST L	19	20 8:00 WASH*	21
22 7:00 PHIL ^o	23	24 PHIL	25	26	27	28 7:30 HART*
29 MTL	30	31 7:30 NJ ^o				

APRIL 1987

SUN	MON	TUES	WED	THUR	FRI	SAT
			1	2 NJ	3	4 DET
5	6	7	8	9	10	11
12	13	14	15	16	17	18
19	20	21	22	23	24	25
26	27	28	29	30		

AWAY

HOME

* WPGH-TV (CHANNEL 53)
^o TCI CABLE

ALL HOME GAMES 7:35 PM