



PITTSBURGH PENGUINS VS
LOS ANGELES KINGS

DATE: OCTOBER 1, 1997

PERIOD: 1 2 **FINAL** In OverTime

GAME NUMBER	WIN	LOSE	TIE	POINTS
1				
HOME GAME NO	WIN	LOSE	TIE	POINTS
1				
AWAY GAME NO	ATTENDANCE			
1	14,879			

REFEREE: MARK FAUCETTE (11)
LINESMEN: DAN MCCOY (46)
MARK PARE (79)

GOAL NO.	PER	TEAM	SCORED BY	NO	ASSIST	ASSIST	TIME	PITTSBURGH	LOS ANGELES	E	P	S
1	1	PGH	HATCHER	1	BROWN	JAGR	1:33	④-10-23-44-68	3-4-22-44	✓		
2	1	PGH	MOROZOV	1	JAGR	FRANCIS	7:20	10-11-68-71-⑤	6-21-26-28-44	✓		
3	1	LA	GALLEY	1	SMYTH	STUMPEL	9:32	2-10-29-71	③-4-11-15-44	✓		
4	1	LA	GALLEY	2	UNASSISTED		18:51	4-5-9-16	④-4-15-20-27	✓		
5	2	LA	ROBITAILLE	1	GALLEY	SMYTH	4:04	4-5-10-68	3-4-11-15-②	✓		
6	2	PGH	HATCHER	2	JAGR	OLAUSSON	14:31	④-10-23-44-68	14-15-27-28	✓		
7	3		NO SCORING									
8	OT		NO SCORING									
9												
10												
11												
12												
13												
14												
15												
16												
17												

SCORING BY PERIOD					SHOTS ON GOAL					POWER PLAY (GOALS / OPP)					PENALTIES / MINUTES								
	1ST	2ND	3RD	OT	TOT		1ST	2ND	3RD	OT	TOT		1ST	2ND	3RD	OT	TOT						
PGH	2	1	0	0	3	PGH	8	7	13	1	29	PGH	1/3	1/3	0/1	0/0	2/7	PGH	3/6	5/13	0/0	0/0	8/19
LA	2	1	0	0	3	LA	8	8	12	1	29	LA	2/3	1/2	0/0	0/0	3/5	LA	3/6	6/15	1/2	0/0	0/23

SHOTS PER PERIOD AND PLUS / MINUS											PENALTIES										
NO	PITTSBURGH	1	2	3	OT	T	±	NO	LOS ANGELES	1	2	3	OT	T	±	PER	TEAM	PLAYER	MIN	OFFENSE	TIME
2	TAMER					2		3	GALLEY	3	1	2				1	LA	BOUCHER	2	HOLDING	1:25
4	HATCHER	1	2					4	BLAKE	1	1	1				1	PGH	TAMER	2	ELBOWING	4:46
5	WERENKA							5	BERG			1				1	PGH	STRAKA	2	HOOKING - OB	8:04
8	VALK							6	O'DONNELL	1	2				-1	1	LA	MACLEAN	2	HOOKING - OB	9:47
9	G. JOHNSON							10	MACLEAN							1	LA	FERRARO	2	HOLDING	14:19
10	FRANCIS							11	SMYTH	1						1	PGH	BROWN	2	HOLDING	18:45
11	KASPARAITIS	1	1				+1	12	VAPAT			1				2	LA	MOGER	5	FIGHTING	2:42
15	DOME							14	NORSTROM							2	PGH	SLEGR	5	FIGHTING	2:42
16	OLCEK			1				15	STUMPEL	1						2	PGH	KASPARAITIS	2	CROSS-CHECKING	3:32
23	OLAUSSON	1			2			20	ROBITAILLE	2	1					2	LA	LAPERRIERE	2	HIGH STICKING	6:06
29	WALCH	1			1			21	JOSINEN						-1	2	PGH	VALK	2	HOLDING THE STICK	9:36
33	HICKS							22	LAPERRIERE	1		1				2	LA	BERG	2	HOLDING THE STICK	13:36
	JOHANSSON	1						23	C. JOHNSON							2	LA	SMYTH	2	HOLDING	14:55
	BARAN	1	2					26	FERRARO	1		1			-1	2	LA	BOUCHER	2	SLASHING	10:02
68	JAGR	1	1	3			+1	27	MURRAY	1	2					2	LA	BOUCHER	2	ROUGHING	18:02
71	SLEGR						+1	28	BOUCHER	1					-1	2	PGH	HICKS	2	HIGH STICKING	18:02
82	STRAKA			1				44	PERREBAULT	1					-1	2	PGH	HICKS	2	ROUGHING	18:02
95	MOROZOV	1					+1	45	MOGER			1				3	LA	O'DONNELL	2	TRIPPING	2:57
NO	GOALTENDER	1	2	3	OT	T		NO	GOALTENDER	1	2	3	OT	T		OT		NO ONE			
35	BARRASSO	8	8	12	1	29		35	FISER	8	7	13	1	29							
MIN	SAVES	6	7	12	1	26		MIN	SAVES	6	6	13	1	26							
31	WREGGET							31	CHABOT												
MIN	SAVES							MIN	SAVES												

NOTES:

- First 3 power-play goal effort for LA since 1/27/96 vs Anaheim (Morozov, Kurri, Gretzky)
- 2 goals for Galley equals career high (eight times), last March 4, 1994.
- Galley career assist #400.

THREE STARS	TEAM
1. Kevin Hatcher	PIT
2. Garry Galley	LA
3. Murray	PIT

CAROLINA HURRICANES

Hockey Club

VS. PITTSBURGH PENGUINS

DATE 10-3-81

START END L.O.G.

Game No.	W	L	T	Points
Home Game No.	W	L	T	Points
NHL Game No.	Attendance 18,661			

REFEREE LARUE #14

LINESMEN DEVORSKI 44

DRISCOLL 68



Exp. No.	Pos.	Time	Team	Scored By	#	Assists	Carolina Players On Ice	Pittsburgh Players On Ice	E.P.S.
1	1	13:22	PIT	WRIGHT	1	OLAVSSON, JOHANSSON	92-11-5-6	16-29-38-43	
2	1	15:19	CAR	EMERSON	2	KAPANEV, ROBERTS	55-19-10-24-3	23-33-16-11	
3									
4	2	18:44	PIT	WRIGHT	2	TIMEA	44-11-29-2-6	24-29-71-38	
5	2	15:31	PIT	OLCEVSK	1	JOHANSSON	11-42-8-2-14	16-38-82-71-2	
6	2	18:47	PIT	FRANCIS	1	OLCEVSK, JAGER	56-24-27-29	16-10-68-71-5	
7	3	12:21	CAR	EMERSON	3	CILICONE	19-39-10-55-6	82-47-45-23-11	
8	3	5:05	CAR	KAPANEV	1	EMERSON, WESLEY	55-19-10-2-29	10-68-11-23	
9									
10									
11									
12									
13									
14									
15									
16									

Goals By Period	1	2	3	OT	T	Shots on Goal	1	2	3	OT	T	POWER PLAYS	G	ATT	MIN	PENALTIES	NO.	MIN	MAJ	MIN	PR
PITTSBURGH	1	3	0		4	PITTSBURGH	7	11	9		27	PITTSBURGH	1	5		PITTSBURGH	12				43
CAROLINA	1	0	2		3	CAROLINA	10	5	13		28	CAROLINA	2	5		CAROLINA	14				73

#	U. Hurricanes	SHOTS	+	#	P. Penguins	SHOTS	+
1	Wesley	1	1	2	4	3	12
2	Olsson	1	1	2	1	4	12
3	Haller	1	1	2	1	1	11
4	Burt	1	1	1	1	1	11
5	Spaderson	2	1	1	4	10	31
6	Roberts	1	1	1	1	11	11
7	Dillon					2	23
8	Rice	1	1	1	1	1	11
9	Halka		2	2	2	1	11
10	Emerson	1	1	2	33	11	11
11	Kapanev	2	1	3	38	3	31
12	Leach				1	1	11
13	Brown				1	1	11
14	Grindson				1	1	11
15	Cilicone		1	1	1	1	11
16	Manderaville	3	3	3	71	1	11
17	Driscoll	1	1	1	1	1	11
18	O'Neil	1	1	1	1	1	11

Per.	Team	Player	Min	Offense	Time	MA
1	PIT	KASPARIUS	4	ROUGHING	7:07	
1	PIT	JAGER	2	ROUGHING	7:17	
1	CAR	BURT	2	ROUGHING	7:57	
1	CAR	PRIMENY	2	ROUGHING	7:17	
1	CAR	CILICONE	10	MISCONDUCT	7:17	
1	PIT	WRIGHT	2	CROSS CHECK	8:06	
1	CAR	RICE	5	SCRAMBLING	8:06	
1	CAR	RICE	10	GAME MISC.	8:06	
1	PIT	TIMEA	5	FIGHTING	13:56	
1	CAR	EMERSON	3	FIGHTING	13:56	
1	PIT	JAGER	2	SLASHING	15:57	
1	PIT	OLCEVSK	5	FIGHTING	15:57	
1	PIT	HILLES	10	GAME MISC.	15:57	
1	CAR	OLAVSSON	5	FIGHTING	15:57	
1	CAR	OLAVSSON	10	GAME MISC.	15:57	
1	CAR	GRIMSON	10	MISCONDUCT	15:57	
1	CAR	PRIMENY	2	ROUGHING	15:57	
1	CAR	PRIMENY	2	ROUGHING	19:47	
2	CAR	RIVER	2	ROUGHING	11:0	
2	PIT	KASPARIUS	2	INTER.	11:02	
2	PIT	OLCEVSK	2	TRIPPING	11:00	
2	CAR	CILICONE	2	ROUGHING	11:02	
2	PIT	WESLEY	2	HOOKING	4:00	
3	PIT	OLCEVSK	5	ROUGHING	5:27	
3	CAR	RIVER	5	TRIPPING	5:27	
3	PIT	OLCEVSK	2	CROSS CHECK	18:57	

GOALIES	1	2	3	OT	T	GOALIES	1	2	3	OT	T
1 Burke	1	1	1		3	1 Wreggat	1	1	1		3
37 Kibb	6	8	9		23	35 Bettasse	10	5	13		28
							9	5	11		25

	1	2	3	OT	T		1	2	3	OT	T
FACEOFFS WON						FACEOFFS WON					
OFFSIDES						OFFSIDES					
ICEING						ICEING					
QUALITY ZONE SHOTS						QUALITY ZONE SHOTS					
POWER PLAY SHOTS						POWER PLAY SHOTS					

NOTES

THREE STARS
1. WRIGHT
2. EMERSON
3. JOHANSSON

212
04:11
11:00
0:06 TW
1-16 LA
6 FROM
36



PITTSBURGH PENGUINS VS
FLORIDA PANTHERS

DATE: OCTOBER 4, 1997

PERIOD: 1 2 FINAL

GAME NUMBER	WIN	LOSE	TIE	POINTS
3	1	1	1	3
HOME GAME NO.	WIN	LOSE	TIE	POINTS
2	0	1	1	1
REG. GAME NO.	ATTENDANCE			
22	15,352			

REFEREE: LANCE ROBERTS (20)

LINESMEN: GREG DEWORSKI (44)

SCOTT DRISCOLL (61)

PER	TEAM	SCORED BY	NO	ASSIST	ASSIST	TIME	PITTSBURGH	FLORIDA	E	P	S	
1	1ST PERIOD	NO SCORING										
2	2	PGH C. FERRARO	1	P. FERRARO	STRAKA	1:11	11-17-23-57-82	3-5-9-51-97	✓			
3	2	FLA HULL	1	MULLER		3:48	4-10-14-23-68	9(12)-24-55		✓		
4	2	PGH JAGR	1	HATCHER	BROWN	6:22	4-10-23-44(68)	3-9-24-97		✓		
5	2	FLA GAGNER	1	LAUS		7:44	4-10-23-44-82	3-7-12(15)			✓	
6	3	PGH STRAKA	1	OLAUSSON	KASPARAITIS	12:38	11-17-23-57-82	3-19-22-24-29	✓			
7	3	FLA Gagner	2	Murphy	Dvorak	17:31	4-5-10-14-68	5-7(15)-27-29	✓			
8	3	FLA Lindsay	1	Laus		19:42	11-23-29-33-38	3-11-21-23-24	✓			
9	3	FLA Gagner	3	MURPHY		19:38	4-10-17-57-88	5(15)-27-29-55	✓		ENG	
10												
11												
12												
13												
14												
15												
16												
17												

SCORING BY PERIOD					SHOTS ON GOAL					POWER PLAY (GOALS / OPP)					PENALTIES / MINUTES								
	1ST	2ND	3RD	OT	TOT		1ST	2ND	3RD	OT	TOT		1ST	2ND	3RD	OT	TOT		1ST	2ND	3RD	OT	TOT
PGH	0	2	1		3	PGH	7	13	10		30	PGH	0/3	1/3	0/0		1/6	PGH	3/6	2/4	0/0		5/10
FLA	0	2	3		5	FLA	6	10	7		23	FLA	0/2	0/3	0/0		0/5	FLA	3/6	2/6	0/0		5/12

SHOTS PER PERIOD AND PLUS / MINUS													PENALTIES												
NO	PITTSBURGH	1	2	3	OT	T	+	-	NO	FLORIDA	1	2	3	OT	T	+	-	PER	TEAM	PLAYER	MIN	OFFENSE	TIME		
2	TAMER								3	LAUS		1	1		2			1	PGH	WERENKA	2	INTERFERENCE-OB	1:01		
4	HATCHER		1			1	-4		5	MURPHY	1	1			2	+1		1	FLA	WELLS	2	ROUGHING	3:13		
5	WERENKA							-1	7	WARRENER						+2		1	FLA	FITZGERALD	2	ELBOWING	10:00		
0	FRANCIS		1	1		2	-4		9	MULLER		1			1			1	PGH	C. FERRARO	2	INTER. WITH GOALTENDER	11:42		
1	KASPARAITIS	1	2	1		4	+1		11	LINDSAY		1	1		2	+1		1	FLA	DYORAK	2	HOOKING-OB	15:21		
4	BARNES							-2	12	HULL	1	1			2	+2		1	PGH	HIGGS	2	HOLDING THE STICK-OB	18:20		
6	OLECYK								15	GAGNER		1	2		3	+3		2	FLA	WARRENER	2	INTERFERENCE-OB	(2:31)		
7	FERRARO, P	1				1	+1		19	DYORAK						-1		2	FLA	MURPHY	4	HIGH-STICKING	(5:41)		
3	OLAUSSON	1	1	1		3	-1		21	FITZGERALD								2	PGH	WREGGET	2	INTERFERENCE-OB	11:00		
19	WRIGHT							-1	22	WASHBURN	1				1	-1		2	PGH	OLAUSSON	2	HOOKING-OB	13:50		
13	HIGGS	1	1			2	-1		23	WELLS		1			1	+1		3	NONE						
18	JONASSON		1			1	-1		24	SVENHA															
14	JUN	1	1	1		3	-1		26	SHEPPARD		1			1	-1									
17	FERRARO, C	1	2			3	+1		27	MELLANBY	2	1			3	+2									
18	JAGR		2	2		4	-3		29	GARDENLOV	1				1	+2									
71	SLEGR		1	1		2			51	MEMOROV		1			1	-1									
02	STRAKA		1	2		3			55	JOVANOVIKI															
15	MOROZOV		1			1			97	TIRKANGEN	1		1		2	-1									
NO	GOALTENDER	1	2	3	OT	T	NO	GOALTENDER	1	2	3	OT	T												
31	WREGGET	SHOTS	6	10	6	22			34	VANRIEBAUCK	SHOTS	7	13	10	30										
MIN	59:49	SAVES	6	8	2	16			MIN	60:00	SAVES	7	11	9	27										
15	BARRASSO	SHOTS							30	FITZPATRICK	SHOTS														
MIN		SAVES							MIN		SAVES														

NOTES:

Wregget Pulled at 59:42 for sixth attacker - Return 19:58
Gagner Hat Trick
1-1-1

THREE STARS	TEAM
1. Gagner	FLA
2. Straka	PIT
3.



PITTSBURGH PENGUINS VS 0
 MONTREAL CANADIENS 3

DATE: OCTOBER 8, 1997

PERIOD: 1 2 (FINAL)

GAME NUMBER 4	WIN 1	LOSE 2	TIE 1	POINTS 2
HOME GAME NO. 3	WIN 0	LOSE 2	TIE 1	POINTS 1
REG. GAME NO. 38	ATTENDANCE 13,846			

REFEREE: PAUL DEVORSKI (10)
 LINESMEN: ANDY McELMAN (90)
DAN SCHACHTE (47)

GOAL NO.	PER	TEAM	SCORED BY	NO	ASSIST	ASSIST	TIME	PITTSBURGH	MONTREAL	E	P	S
1	1	MTL	RECCI	4	Koivu	MALAKHOV	0:11	4-5-10-17-68	5-8-11-27-38	✓		
2	1	MTL	CORSON	1	Koivu	MALAKHOV	1:55	4-5-10-68	8-11-27-38-44		✓	
3	2	MTL	BURE		MALAKHOV	RUCINSKY	14:37	4-5-38-82	8-20-25-26-38			✓
4	3		NO SCORING									
5												
6												
7												
8												
9												
10												
11												
12												
13												
14												
15												
16												
17												

SCORING BY PERIOD					SHOTS ON GOAL					POWER PLAY (GOALS / OPP)					PENALTIES / MINUTES								
	1ST	2ND	3RD	OT	TOT		1ST	2ND	3RD	OT	TOT		1ST	2ND	3RD	OT	TOT		1ST	2ND	3RD	OT	TOT
PGH	0	0	0		0	PGH	11	9	6		26	PGH	0/1	0/3	0/3		0/7	PGH	1/2	6/26	2/7		9/35
MTL	2	1	0		3	MTL	14	9	4		27	MTL	1/1	1/2	0/1		2/4	MTL	2/4	7/28	5/21		14/53

SHOTS PER PERIOD AND PLUS / MINUS													PENALTIES										
NO	PITTSBURGH	1	2	3	OT	T	+	-	NO	MONTREAL	1	2	3	OT	T	+	-	PER	TEAM	PLAYER	MIN	OFFENSE	TIME
2	TAMER								5	QUINTAL	2				2	+1		1	PGH	SLEGR	2	HOLDING	1:21
4	HATCHER	2	1	2		5	-1		8	RECCI	1				1	+1		1	MTL	BORDELEAU	2	INTERFERENCE-OB	5:42
5	WERENKA			1		1	-1		11	KOIVU						+1		1	MTL	BRUNET	2	INTERFERENCE-OB	18:10
8	VALK	1				1			12	TUCKER								1	MTL	STEVENSON	2	INTERFERENCE-OB	4:17
10	FRANCIS			1		1	-1		17	BRUNET	1				1			2	PGH	OLAUSSON	2	KNEECING	8:40
11	KASPARAITIS	1		1		2			20	BURE	2	4			6			2	PGH	VALK	2	HOOING	14:24
14	BARNES	2				2			22	MANSON	2				2			2	MTL	MANSON	2	HOOING	16:45
17	P.FERRARO	1				1	-1		23	STEVENSON	1				1			2	MTL	THORNTON	4	ROUGHING	19:03
23	OLAUSSON								24	THORNTON					1			2	MTL	RICHER	5	FIGHTING	19:03
29	WRIGHT								25	DAMPHOUSSE	1				1			2	MTL	TUCKER	5	FIGHTING	19:03
33	HICKS		1			1			26	RUCINSKY	2	1			3			2	MTL	TUCKER	10	GAME MISCONDUCT	19:03
38	JOHANSSON	2				2			27	CORSON	1				1	+1		2	PGH	HICKS	2	ROUGHING	17:03
44	BROWN								29	CLARK			1		1			2	PGH	WRIGHT	5	FIGHTING	19:03
57	C.FERRARO								38	MALAKHOV	2	1			3	+1		2	PGH	SLEGR	5	FIGHTING	19:03
68	JAGR	1	3	1		5	-1		43	BRISEBOIS	1	1			2			2	PGH	SLEGR	10	GAME MISCONDUCT	19:03
71	SLEGR	1	1			2			44	RICHER	1				1			3	MTL	CLARK	2	HOLDING THE STICK-OB	3:34
82	STRAKA		1			1			52	RIVET			1		1			3	MTL	Brisebois	2	Instigating	14:15
95	MORAZOV		2			2			71	BORDELEAU								3	MTL	Brisebois	2	Instigating-Shield	14:15
NO	GOALTENDER	1	2	3	OT	T			NO	GOALTENDER	1	2	3	OT	T			3	MTL	Brisebois	5	Fighting	14:15
35	BARASSO	SHOTS	14	9	4			27	35	MOOG	SHOTS	11	9	6		26		3	MTL	Brisebois	10	Misconduct	14:15
WIN	59:48	SAVES	12	8	4			24	MIN	60:00	SAVES	11	9	6		26		3	Pit	Brown	5	Fighting	14:16
31	WREGGET	SHOTS							41	TWIBAUT	SHOTS							3	Pit	Werenka	2	Interference-Obst	17:55
WIN		SAVES							MIN		SAVES												

NOTES:

THREE STARS	TEAM
1. Koivu	MTL
2. Malakhov	MTL
3. Moog	MTL



PITTSBURGH PENGUINS VS 4
CAROLINA HURRICANES 1

DATE: OCTOBER 11, 1997

PERIOD: 1 2 **FINAL**

GAME NUMBER	WIN	LOSE	TIE	POINTS
6	2	3	1	5
HOME GAME NO.	WIN	LOSE	TIE	POINTS
4	1	2	1	3
NHL GAME NO.	ATTENDANCE			
55	15,175			

REFEREE: RICHARD TROTTIER (17)

LINESMEN: DEREK AMELL (75)

RAY SCARIMBELO (32)

GOAL NO.	PER	TEAM	SCORED BY	NO	ASSIST	ASSIST	TIME	PITTSBURGH	CAROLINA	E	P	S
1	1	PGH	FRANCIS	2	JAGR	STRAKA	2:54	4-10-23-68-82	5-6-18-55			✓
2	1	PGH	JAGR	2	FRANCIS	BARRASSO	4:34	10-11-23-38-68	5-6-12-18-27			✓
3	1	CAR	PRIMEAU	2	ROBERTS	KRON	16:01	5-8-11-14	10-18-19-21-55			✓
4	2	PGH	BARNES	1	C. FERRARO	KASPARAITIS	3:50	5-11-14-44-57	2-3-18-44			✓
5	3	PGH	Barnes	2	Brown	Siegr	19:17	(14)-44-11-11	3-19-55			✓
6												
7												
8												
9												
10												
11												
12												
13												
14												
15												
16												
17												

SCORING BY PERIOD					SHOTS ON GOAL					POWER PLAY (GOALS / OPP)					PENALTIES / MINUTES					
	1ST	2ND	3RD	OT	TOT	1ST	2ND	3RD	OT	TOT	1ST	2ND	3RD	OT	TOT	1ST	2ND	3RD	OT	TOT
PGH	2	1	1		4	PGH	11	15	8	34	PGH	1/2	1/2	1/2	3/10	PGH	2/4	2/4	3/22	7/30
CAR	1	0	0		1	CAR	6	7	8	21	CAR	1/2	0/2	0/1	1/5	CAR	2/4	2/4	4/19	8/27

SHOTS PER PERIOD AND PLUS / MINUS															PENALTIES								
NO	PITTSBURGH	1	2	3	OT	T	+	-	NO	CAROLINA	1	2	3	OT	T	+	-	PER	TEAM	PLAYER	MIN	OFFENSE	TIME
2	TAMER								2	WESLEY	1				1			1	PGH	WEARENKA	2	INTERFERENCE-OB	0:16
4	HATCHER	1	4			5			3	CHRASSON	2	3	2		7			1	CAR	EMERSON	2	HOOKING -OB	1:14
5	WEARENKA								5	HALLER								1	CAR	BURKE	2	SLASHING	11:54
8	VALK								6	BURT								1	PGH	HATCHER	2	INTERFERENCE-OB	15:41
10	FRANCIS	2	2	2		6	+1		7	LESCHYSHYN			1		1			2	CAR	HALLER	2	INTERFERENCE-OB	0:42
11	KASPARAITIS	1				1	+1		8	SANDERSON	1	1			2			2	CAR	BENCH	2	TOO MANY MEN	2:05
14	BARNES	1	2			3			10	ROBERTS	1				1			2	PGH	VALK	2	HOLDING THE STICK-OB	9:20
17	C. FERRARO								12	RICE			1		1		-1	2	PGH	TAMER	2	INTERFERENCE-OB	16:36
23	OLAUSSON			2		2	-1		17	MURRAY			1		1			3	PGH	KASPARAITIS	2	HIGH STICKING	1:12
29	WRIGHT	1				1			18	KRON								3	CAR	LEACH	2	CROSS-CHECKING	6:43
33	HICKS		2			2			19	EMERSON			1		1			3	CAR	Haller	2	Hooking	18:12
38	JONASSON	2	1			3	+1		21	BROWN, J			1		1			3	CAR	Roberts	5	High Sticking	18:12
44	BROWN, R			1		1			24	KAPANEN								3	CAR	Roberts	10	Match Penalty	18:12
57	C. FERRARO								27	LEACH	1				1		-1	3	PGH	OLAUSSON	10	Misconduct	18:12
68	JAGR	3	1			4	+1		32	GRIMSON								3	PGH	Hatcher	10	Match Penalty	19:03
71	SIEGR		2			2			44	MAUDERVILLE													
82	STRAKA	1		2		3			56	PRIMEAU	1	2	1		4								
95	MORSE	1				1			92	O'NEILL													
NO	GOALTENDER	1	2	3	OT	T			NO	GOALTENDER	1	2	3	OT	T								
35	BARRASSO	SHOTS	6	7	8	21			1	BURKE	SHOTS	11	15	8	34								
MIN	60:00	SAVES	5	7	8	20			MIN	60:00	SAVES	9	14	7	30								
31	WREGGET	SHOTS							37	KIDD	SHOTS												
MIN		SAVES							MIN		SAVES												

NOTES:

WITH HIS ASSIST IN THE FIRST PERIOD, TOM BARRASSO TIED GRANT FURR (STL) FOR MOST CAREER ASSISTS AND POINTS BY A GOALTENDER WITH 44.

THREE STARS	TEAM
1. Barnes	PGH
2. Jagr	PGH
3. Francis	PGH



NEW YORK RANGERS

VS. PITTSBURGH PENGUINS

DATE OCTOBER 14, 1997

GAME NO.	W	L	T	POINTS
6	1	1	4	6
HOME GAME NO.	W	L	T	POINTS
3	0	1	2	2
NHL NO.	72	ATTENDANCE		17,768
GAME START:	8:06	GAME END:		10:44

#	PER	TEAM	TIME	SCORED BY	ASSISTS	E	P	S	PLAYERS ON ICE	GOALS BY PERIOD					
										1	2	3	OT	T	
1	2	PIT	17:56	FRANCIS	HATCHER	X			H 5-18-25-27-32 A 4-5-10-38-68	PENGUINS	0	1	0		1
									H A	RANGERS	0	0	0		0
2									H A	SHOTS ON GOAL					
3									H A	PENGUINS	12	6	1		19
4									H A	RANGERS	7	22	7		36
5									H A	POWER PLAY					
6									H A	PENGUINS	0	4			0
7									H A	RANGERS	0	5			0
8									H A	PENALTIES					
9									H A	PENGUINS	5	5	0	0	10
10									H A	RANGERS	4	4	0	0	8
11									H A	THREE STARS					
									H A	1. TOM BARRASSO					
									H A	2. RON FRANCIS					
									H A	3. MIKE KEANE					
									H A	SELECTED BY: PHWA					
									H A	REFEREE MICK McGOEUGH (#19)					
									H A	LINESMEN KEVIN COLLINS (#50)					
									H A	TIM NOWAK (#43)					

#	PENGUINS	SHOTS					+/-	#	RANGERS	SHOTS					+/-	PD	TEAM	PLAYER	MIN	OFFENSE	TIME	PP
		1	2	3	OT	T				1	2	3	OT	T								
2	TAMER					0	E	2	LEETCH	2	7			9	E	1	NYR	SKRUDLAND	2	INTERFERE	8:27	P1
4	HATCHER					0	1	5	SAMUELSSON	1	1	1		3	-1	1	PIT	SLEGR	2	TRIPPING	14:17	R1
5	WERENKA					0	1	23	BEUKEBOOM			1		1	E	2	NYR	SKRUDLAND	2	TRIPPING	:48	P2
11	KASPARAITIS					0	E	25	KARPOVTSEV					0	-1	2	NYR	STEVENS	2	HIGH-STICKING	4:13	P3
23	OLAUSSON	1				1	E	26	FINLEY					0	E	2	PIT	VALK	2	HOOKING	7:27	R2
71	SLEGR					0	E	33	DRIVER		2			2	E	2	PIT	TAMER	2	SLASHING	14:10	R3
8	VALK	1	3			4	E	9	GRAVES		1	1		2	E	2	NYR	STEVENS	2	ELBOWING	15:05	P4
10	FRANCIS	2	2	1		5	1	10	SAVARD		2			2	E	2	PIT	BARNES	2	TRIPPING	18:26	R4
14	BARNES		1			1	E	12	KEANE	1				1	E	3	PIT	OLAUSSON	2	CROSS-CHECK	18:24	R5
17	P. FERRARO					0	E	15	LANGDON					0	E							
29	WRIGHT	2				2	E	16	LAFONTAINE		3	2		5	E							
33	HICKS					0	E	17	STEVENS		3			3	E							
38	JOHANSSON					0	1	18	BERG					0	-1							
44	BROWN	3				3	E	20	SKRUDLAND					0	E							
57	C. FERRARO					0	E	24	SUNDSTROM	1				1	E							
68	JAGR	2				2	1	27	KOVALEV	1	2	1		4	-1							
82	STRAKA	1				1	E	32	EASTWOOD					0	-1							
95	MOROZOV					0	E	99	GRETZKY	1		2		3	E							

GOALTENDER	MIN	SHTS	SVS	GA	GOALTENDER	MIN	SHTS	SVS	GA
35 BARRASSO	60	36	36	0	35 RICHTER	59	19	18	1
31 WREGGET	-	-	-	-	31 MUZZATTI	-	-	-	-

RANGERS MANPOWER SITUATIONS (ICE-TIME BREAKDOWN)						
5 on 5	5 on 4	5 on 3	4 on 3	3 on 4	4 on 5	4 on 4
43:29	8:31	-	-	-	6:55	1:05

NOTES: BRIAN SKRUDLAND BROKE HIS RIGHT INDEX FINGER
WILL BE SIDELINED THREE WEEKS

GAME STATS

	PIT					NYR				
	1	2	3	OT	T	1	2	3	OT	T
FACEOFFS	6	12	7		25	12	10	14		36
ICINGS	0	1	1		2	2	0	3		5
OFFSIDES	1	0	1		2	1	1	0		2
PP SHOTS	1	0	0		1	1	12	1		14



PITTSBURGH	W 3	L 3	T 2	PTS 8
CANADIEN	W 2	L 1	T 2	PTS 6
NHL NO.: 77	DATE: 10/15/97		ASSIST./ATTEND.: 20196	
ARBITRE/REFEREE	JUGES DE LIGNE/LINESMEN			
ZLON VAN MASSENHO	41 JEAN MORIN	72 STEPHANE PROVOST		

NO	PER	TEMPS TIME	CLUB TEAM	COMPTÉ PAR SCORED BY	MENTIONS D'AIDE ASSISTS	E	AN	DN	JOUEURS SUR LA GLACE						
									E	PP	SH	PLAYERS ON ICE			
1	1	1:32	MTL	BORDELEAU	BRUNET				X	H	22	43	17	71	41
				(1)						V	4	23	10	68	82 31
2	1	18:46	PIT	VALK	HICKS			X		H	22	43	8	11	27 41
				(1)						V	2	71	8	33	82 31
3										H					
4										V					
5										H					
6										V					
7										H					
8										V					
9										H					
10										V					
11										H					
12										V					
13										H					
14										V					
15										H					
16										V					

SOMMAIRE

RECAP

BUTS PAR PERIODE GOALS BY PERIOD	1	2	3	P OT	T
PITTSBURGH	1	0	0	0	1
CANADIEN	1	0	0	0	1

LANCERS AU BUT SHOTS ON GOAL	1	2	3	P OT	T
PITTSBURGH	10	4	2	0	16
CANADIEN	8	10	13	4	35

JEU DE PUISSANCE POWER PLAY	1	2	3	P OT	T
PIT BAN/PPG	0	0	0	0	0
OCC/ATT	1	2	0	0	3
MTL BAN/PPG	0	0	0	0	0
OCC/ATT	2	1	0	0	3


PUNITIONS/PENALTIES	NO	TOTAL MINS.
PITTSBURGH	4	8
CANADIEN	4	8

*** TROIS ETOILES/THREE STARS***	
1	KEN WREGGET
2	JOCELYN THIBAUT
3	STEPHANE QUINTAL
PAR/BY: RED FISHER (the GAZETTE)	

NO	CANADIENS	LANCERS/SHOTS					NO	PITTSBURGH	LANCERS/SHOTS						
		1	2	3	OT	T			1	2	3	OT	T		
5	QUINTAL	1	1	1	0	3	0	2	TAMER	0	0	0	0	0	1
22	HANSON	1	0	2	1	4	0	4	HATCHER	0	0	0	0	0	-1
29	CLARK	0	1	0	0	1	0	5	WERENKA	1	0	0	0	1	0
38	MALAKHOV	1	2	0	1	4	0	11	KASPARATIS	0	1	0	0	1	0
43	BRISEBOIS	1	2	0	0	3	0	23	OLAUSSON	2	0	0	0	2	-1
52	RIVET	0	0	0	0	0	0	71	SLEGR	0	0	0	0	0	1
8	RECCHI	1	0	0	0	1	-1	8	VALK	2	0	0	0	2	1
11	KOIVU	0	1	2	1	4	-1	9	JOHNSON	0	0	0	0	0	0
12	TUCKER	0	0	0	0	0	0	10	FRANCIS	0	0	0	0	0	-1
17	BRUNET	0	0	1	0	1	1	14	BARNES	1	1	0	0	2	0
20	BURE	0	0	1	0	1	0	15	DOMI	0	1	0	0	1	0
23	STEVENSON	0	0	0	0	0	0	29	WRIGHT	0	0	0	0	0	0
24	THORNTON	0	0	0	0	0	0	33	HICKS	1	0	0	0	1	1
25	DAMPHOUSSE	1	1	2	0	4	0	38	JOHANSSON	0	1	1	0	2	0
26	RUCINSKY	1	0	2	1	4	0	44	BROWN	0	0	0	0	0	0
27	CORSON	0	2	0	0	2	-1	57	FERRARO	1	0	0	0	1	0
28	BUREAU	0	0	1	0	1	0	68	JAGR	2	0	0	0	2	-1
71	BORDELEAU	1	0	1	0	2	1	82	STRAKA	0	0	1	0	1	0
41	THIBAUT	0	0	0	0	0	0	31	WREGGET	0	0	0	0	0	0
35	MOOG	0	0	0	0	0	0	35	BARRASSO	0	0	0	0	0	0
NO	GARDIEN/GOALIE	MINS	LC	BC	FD	NO	GARDIEN/GOALIE	MINS	LC	BC	FD				
			SA	GA	EN				SA	GA	EN				
41	THIBAUT	64:57	16	1	0	31	WREGGET	65:00	35	1	0				
35	MOOG	0:00	0	0	0	35	BARRASSO	0:00	0	0	0				

ES / COMMENTS

PER	CLUB TEAM	JOUEURS PLAYERS	M IN	PUNITIONS / PENALTIES		TEMPS TIME	AN PP
				1	2		
1	MTL	QUINTAL	2	Accroché/Hooking	0:39	P1	
1	PIT	KASPARATIS	2	Cinglé/Slashing	3:48	M1	
1	MTL	RIVET	2	D. Échec/C. Check	10:35		
1	PIT	FERRARO	2	D. Échec/C. Check	10:35		
1	PIT	VALK	2	Retenu/Holding	13:59	M2	
2	MTL	QUINTAL	2	Rudesse/Roughing	3:03	P2	
2	PIT	SLEGR	2	Accroché/Hooking	9:05	M3	
2	MTL	RIVET	2	D. Échec/C. Check	16:41	P3	



Score Sheet

TAMPA BAY LIGHTNING
 VS. Pittsburgh Penguins
 DATE October 17, 1997

GAME NO.	7	W	2	L	4	T	1	POINTS	5
HOME GAME NO.	4	W	4	L	3	T	2	POINTS	10
NHL NO.	88	ATTENDANCE							16,224

REFEREE Don Koharski

LINESMEN Brad Kovachik

Ray Scapinello

RECAP

GOALS BY PERIOD	1	2	3	OT	T
-----------------	---	---	---	----	---

TAMPA BAY LIGHTNING	1	0	0		1
Pittsburgh	0	3	1		4

SHOTS ON GOAL	1	2	3	OT	T
---------------	---	---	---	----	---

TAMPA BAY LIGHTNING	8	7	7		22
Pittsburgh	8	10	9		27

POWER PLAY GOALS	1	2	3	OT	T
------------------	---	---	---	----	---

TAMPA BAY LIGHTNING	1/2	0/1	0/3		1/5
Pittsburgh	0/2	2/3	0/1		2/6

PENALTIES	1	2	3	OT	T
-----------	---	---	---	----	---

TAMPA BAY LIGHTNING	2/4	7/27	2/3		11/33
Pittsburgh	2/4	1/25	2/3		10/31

*** THREE STARS ***

- Francis - Pitt
- Barrasso - Pitt
- Johansson - Pitt

GOAL #	PERIOD	TIME	TEAM	SCORED BY	ASSISTS	E	P	S	PLAYERS ON ICE
1	1	11:54	TB	Norton ¹	Renberg/Hamrik		X		H 6-19-30-23-44 V 11-23-29-33
2	2	3:06	Pitt.	Straka ²	Slegr/Kosparaitis		X		H 4-7-24-44 V 11-14-44-71-82
3	2	8:07	Pitt.	Francis ⁴	Olausson/Werenka		X		H 5-24-34 V 4-5-10-23-18
4	2	10:27	Pitt.	Jagr ³	Johansson/Francis		X		H 5-6-19-24-27 V 4-5-10-31-68
5	3	19:28	Pitt.	Johnson ¹	Jagr/Hatcher ^(en)		X		H 6-19-20-22-7-44 V 4-5-9-10-68
6									H V
7									H V
8									H V
9									H V
10									H V
11									H V
12									H V
13									H V
14									H V
15									H V

X-TB power play 0-Pitt power play

TAMPA BAY LIGHTNING	SHOTS					#	Pittsburgh							
	1	2	3	OT	T		1	2	3	OT	T			
Cross						2	Tamer							
5 Ulanov		2				2	Hatcher	1	1	1				3 +2
6 Norton	1		2			3	Werenka	1		1				2 +2
7 Zamuner		1				1	Valk							
8 Huscroft							Johanson			1				1 +1
9 Toms			1			1	Francis	1	1					2 +2
14 Dykhuis	2					2	Kosparaitis	1						
15 Ysebaert							Barnes			1				
18 Langkow							Olausson			1				
19 Bradley	1					1	Wright	1		1				2
20 Renberg			2			2	Hicks	1	1					2
22 Ciccarelli		1				1	Johansson			1				1 +1
24 Wiemer	2					2	Brown							
28 Poulin							C.Ferraro							
29 Selivanov	1		2			3	Jagr	2	1	1				4 +2
34 Andersson							Slegr		2	2				4
40 Hamrik	1	3				4	Straka	1	1	1				3
79 Vujtek							Morozov							
32 Schwab							Wregget							
93 Pappa							Barrasso							

PERIOD	TEAM	PLAYER	PENALTIES		TIME
			MIN	OFFENSE	
1	Pitt.	Johnson	2	Interfer.	3:16
1	TB	Langkow	2	Slashing	7:14
1	Pitt.	Hatcher	2	High-stick	11:11
1	TB	Cross	2	Interfer.	15:34
2	TB	Vujtek	2	Cross-check	1:20
2	Pitt.	Werenka	2	Roughing	5:47
2	Pitt.	Wright	4	Roughing	5:47
2	TB	Langkow	2	Roughing	5:47
2	TB	Zamuner	4	Roughing	5:47
2	TB	Poulin	2	Holding	6:44
2	TB	Cross	2	Cross-check	7:56
2	Pitt.	C.Ferraro	5	Slashing	10:52
2	Pitt.	C.Ferraro	10	Game Misc.	10:52
2	TB	Huscroft	5	Fighting	10:52
2	TB	Huscroft	10	Game Misc.	10:52
2	Pitt.	Olausson	2	Holding	12:27
2	Pitt.	Bench	2	Too many men	19:36
3	TB	Andersson	2	Hooking	3:45
3	Pitt.	Kosparaitis	2	Holding	16:16

* TB timeout at 18:29 of third.

Pappa pulled for extra attacker at 18:52 of third.
 Returned at 19:28.



FLORIDA PANTHERS VS. PITTSBURGH PENGUINS

REFEREE: Don Koharski #12

Date: October 19, 1997

LINESMEN: Brad Kovachik #71, Ray Scapinello #32

Panthers Game #7, Home Game #3, NHL Game #101

Post-Game Records: Panthers: 2-4-1 Pittsburgh: 5-3-2

PERIOD: 1 2 3 OT **FINAL**
START TIME: 1:09 END TIME: 3:50

Attendance: 14,703 SELL OUT

SR	TEAM	TYPE	SCORED BY (#)	ASSISTS	TIME	FLA ON ICE	PIT ON ICE	SCORING BY PERIOD					
								1ST	2ND	3RD	OT	T	
1	FLA	E	TIKKANEN (1)	MULLER	2:41	3-5-9-26-97	2-57-8-17-71	PIT	2	1	1		4
1	PIT	PP	OLCZYK (2)	HATCHER/FRANCIS	12:12	3-5-11-21	4-10-16-23-68	FLA	1	0	0		1
1	PIT	E	STRAKA (3)	BROWN	13:09	7-9-26-24-97	2-14-44-71-82						
2	PIT	E	JAGR (4)	HATCHER/FRANCIS	3:13	2-10-21-24-51	4-10-35-48-68						
3	PIT	PP	SLEGR (1)	JAGR/HATCHER	7:54	2-11-21-24	4-10-14-68-71						

SHOTS ON GOAL					
	1ST	2ND	3RD	OT	T
PIT	4	6	8		18
FLA	8	6	9		23

POWER-PLAY (GOAL/OPP)					
	1ST	2ND	3RD	OT	T
PIT	1/2	0/2	1/2		2/6
FLA	0/3	0/2	0/2		0/7

PENALTIES/MINUTES					
	1ST	2ND	3RD	OT	T
PIT	4/8	3/9	3/9		10/26
FLA	3/6	3/9	3/9		9/24

THREE STARS					
1.	RON FRANCIS				
2.	JAROMIR JAGR				
3.	MARTIN STRAKA				

SELECTED BY: BRIAN BIGGANE - PALM BEACH POST

PRACTICE @ 10:30 - GOLD COAST ICE ARENA

GWG IN ITALICS

SHOTS PER PERIOD & PLUS/MINUS																		
#	PANTHERS					#	PENGUINS					P	T	PLAYER	MIN	PENALTY	TIME	PP#
	1	2	3	OT	+/-		1	2	3	OT	+/-							
2					-1	2					1	P	VALK	2	ROUGHING	6:42	F1	
3					+1	4						1	P	WRIGHT	2	INTERFERENCE	6:42	F2
5		1	1		2	8			1	1	1	F	MELLANBY	2	ROUGHING	11:57	P1	
7					-1	9			1	2	-1	F	TIKKANEN	2	HOOKING	16:42	P2	
9						10					+1	1	P	OLAUSSON	2	HOLDING	17:08	F3
10					-1	11						1	P	JOHANSSON	2	ROUGHING	18:19	-
11	1	1	1		3	14		1	3	4	+1	1	F	MULLER	2	ROUGHING	18:19	-
12	2				2	16		2		2		2	F	WARRENER	6	FIGHT	4:19	-
15			1		1	17			1	1	-1	2	P	VALK	6	FIGHT	4:19	-
21					-1	23			1	1		2	F	JOVANOVSKI	2	ROUGHING	4:38	F3
23						29						2	P	TAMER	2	HOLD STICK	9:49	F5
24	2	1	1		4	38					+1	2	P	HATCHER	2	X-CHECK	12:26	F6
26		1	3		4	44					+1	2	F	NEMIROVSKY	2	HOOKING	15:59	F4
27	1	1	1		3	48			1	1	+1	3	P	HATCHER	2	HOOKING	1:38	F7
29	1				1	57		1		1	-1	3	P	BUTENSCHON	2	HOLDING	5:18	F8
51					-1	68		1	1	2	+1	3	F	NEMIROVSKY	2	HIGHSTICK	7:20	P5
55			1		1	71		1	1	2		3	F	WELLS	2	ROUGHING	11:34	P6
97	1	1			2	82		1		1	+1	3	F	MELLANBY	6	FIGHT	18:58	-


1 WEEKES 31 WREGGET
34 VANBIESBROUCK 35 BARRASSO

GOALTENDER STATISTICS															
#	PLAYERS	SH	1	2	3	OT	T	#	PLAYERS	SH	1	2	3	OT	T
1	WEEKES	SV						31	WREGGET	SH					
34	VANBIESBROUCK	SH	4	6	8		18	35	BARRASSO	SH	8	6	9		23
	MIN: ENG:	SV	2	5	7		14		MIN: ENG:	SV	7	6	9		22

TEAM TOTALS	FLA	OPP
FACEOFFS WON	36	28
OFFSIDES	6	4
ICINGS	3	5
POWERPLAY SHOTS	3	4
POWERPLAY TIME	10:34	7:15

NOTES			
OUT OF TOWN SCORES			
BUFFALO	1	@	CHICAGO 1 1ST PER.
COLORADO		@	VANCOUVER 5:00PM
DALLAS		@	OTTAWA 7:30PM
EDMONTON		@	LOS ANGELES 8:00PM
NY ISLANDERS		@	ANAHEIM 8:00PM
SAN JOSE		@	PHOENIX 9:00PM

* TOM BARRASSO'S 300TH NHL VICTORY



SHARKS vs. PITTSBURGH PENGUINS REFEREE: Dennis LaRue (#14)
 DATE: 10/22/97 LINESMEN: Lonnie Cameron (#74), Brad Lazarowich (#86)
 VIDEO GOAL JUDGE: Larry Warner
 HOME GAME NO. 7 SHARKS GAME NO. 9 NHL GAME NO. 120
 POST-GAME RECORDS: ATTENDANCE: 17,020
 SHARKS 2-7-0 PERIOD 1 2 Final
 VISITOR 6-3-2 START TIME: 7:38 END TIME: 10:17

#	TEAM	TYPE	SCORED BY (#)	ASSISTS	TIME	SHARKS		PENG		SCORING BY PERIOD							
						1	2	1	2	1st	2nd	3rd	OT	T			
1	SJ	E	FRIESEN (2)	GRANATO, STURM	1:41	21	39	10	4	38	22	68	SJ	1	1	0	2
2	PIT	E	FRANCIS (5)	JOHANSSON, JAGR	8:54	12	10	6	27	68	4	10	PIT	0	2	3	5
3	SJ	E	GILL (2)	NOLAN, KOZLOV	13:00	11	3	25	33	11	28	SHOTS ON GOAL					
4	PIT	E	JAGR (5)	FERRARO, HICKS	16:22	9	2	19	40	33	57	SJ	6	8	8	22	
5	PIT	E	OLCZYK (3)	HICKS, WRIGHT	6:58	9	2	23	37	33	29	PIT	9	9	8	26	
6	PIT	EN	OLAUSSON (1)	JAGR, FRANCIS	19:14	21	2	19	39	68	11	POWER PLAY (GOALS/OPP)					
7	PIT	E	BROWN (1)	BARNES	19:37	27	10	20	16	14	2	SJ	0/0	0/1	0/1	0/2	
8												PIT	0/4	0/2	0/1	0/7	
9												PENALTIES/MINUTES					
10												SJ	4/8	2/4	2/7	8/19	
11												PIT	0/0	1/2	2/7	3/9	
12																	
13																	
14																	
15																	
16																	
17																	
18																	
19																	
20																	

SHOTS PER PERIOD & PLUS/MINUS											PENALTIES										
#	SHARKS	1	2	3	OT	T	+/	#	PENGUINS	1	2	3	OT	T	+/	PER	PLAYER	TEAM	MIN	PENALTY	TIME
2	B. HOULDER						-1	2	C. TAMER						+1	1	KOROLYUK	SJ	2	INTERFERENC	3:01
3	D. RODGER	3						4	K. HATCHER	2	1			3	+1	1	GILL	SJ	2	CROSS CHECK	5:37
9	B. NICHOLLS						-3	8	G. VALK						-1	1	MCSORLEY	SJ	2	ROUGHING	9:16
10	M. RAGNARSSON						-2	10	R. FRANCIS	1	1			2	+1	1	HOULDER	SJ	2	HOOKING	16:40
11	O. NOLAN	2	1			3		11	D. KASPARAITIS	1				1	+1	2	OLCZYK	PIT	2	HOOKING	2:06
12	R. SUTTER						-1	14	S. BARNES	2				2	+1	2	STURM	SJ	2	OB-HOOKING	14:13
13	P. MARLEAU						+1	16	E. OLCZYK	2	1			3	+1	2	HRUDEY	SJ	2	DELAY GAME	17:19
16	D. WOOD						-3	22	S. BUTENSCHON	1				1	+1	3	ZYUZIN	SJ	2	HIGH STICK	1:46
19	M. STURM	1	2			3	-1	23	F. OLAUSSON	1				1		3	SLEGR	PIT	2	HIGH STICK	15:40
20	A. ZYUZIN						-2	29	T. WRIGHT							3	WOOD	SJ	5	FIGHTING	19:56
21	T. GRANATO		1			1		33	A. HICKS						+1	3	TAMER	PIT	5	FIGHTING	19:56
23	T. GILL	1				1		38	A. JOHANSSON						+1						
25	V. KOZLOV	1	2			3		46	R. BROWN	2	1	2		5	+1						
27	A. KOROLYUK	1				1	-3	57	C. FERRARO						+1						
33	M. MCSORLEY							68	J. JAGR	1	2	1		4	+2						
37	S. MATTEAU		1			1	-1	71	J. SLEGR		1			1	+1						
39	J. FRIESEN	2	1	3		6		82	H. STRAKA	1	1			2	+1						
40	M. RATHJE							95	A. MOROZOV	1				1							
29	M. VERNON							31	K. WREGGET												
32	K. HRUDEY							35	T. BARRASSO												
TOTALS		6	8	8		22		TOTALS		9	9	8		26							

GOALTENDER STATISTICS													
#	PLAYER	1	2	3	OT	T	#	PLAYER	1	2	3	OT	T
32	K. HRUDEY SH	9	9	7		25	35	T. BARRASSO SH	6	8	8		22
MIN	59:29 ENG: 1 SV	9	7	5		21	MIN	59:40 ENG: SV	5	7	8		20
MIN	ENG: SH						MIN	ENG: SH					
MIN	ENG: SV						MIN	ENG: SV					

NOTES

SJ- 2ND PERIOD DELAY OF GAME PENALTY SERVED BY ZYUZIN AT 17:19
 SJ- TIMEOUT TAKEN AT 18:45 OF THE THIRD PERIOD

THREE 1. JAGR (PIT)
 STARS 2. NOLAN (SJ)
 3. GILL (SJ)



EDMONTON OILERS

VS PITTSBURGH PENGUINS
 FRIDAY, OCTOBER 24, 1997
 PITTSBURGH RECORD HOME 1 - 2 - 1 3 PTS
 ROAD 5 - 2 - 1 11 PTS

GAME #	W	L	T	POINTS
11	4	6	1	9
HOME GAME # 7	2	4	1	5
NHL # 132	ATTENDANCE 17,099 (SO #3)			

REFEREE: BLAINE ANGUS (#9)
 LINESMEN: MARK WHEELER (#56)
 DON HENDERSON (#91)

VIDEO GOAL JUDGE: BOB LeDREW

#	P	TIME	TEAM	SCORED BY	#	ASSIST	ASSIST	E	P	S	PLAYERS ON ICE
1	2	1:11	PIT	JOHANSSON	10	FRANCIS	23 OLAUSSON	E			H 24,55,16,17,39,31 V 11,23,10,38,68,35
2	2	4:44	PIT	OLCZYK	68	JAGR	10 FRANCIS		P		H 24,55,16,26,-,31 V 4,23,10,16,68
3	2	8:45	EDM	de VRIES	1	KELLY	GRIER	E			H 2,5,10,19,25,31 V 2,23,10,16,68,35
4	2	10:14	EDM	MURRAY	1	WEIGHT		E			H 15,33,17,26,39,31 V 11,23,14,44,82,35
5	3	1:39	EDM	BUCHBERGER	1	SMYTH	ARNOTT	E			H 2,33,7,16,94,31 V 4,22,10,38,95,35
6	3	12:51	PIT	FRANCIS	6	JOHANSSON	68 JAGR	E			H 24,55,7,16,94,31 V 11,71,10,38,68,35
7	3	15:20	EDM	McGILLIS	1	WEIGHT	MIRONOV		P		H 2,33,7,39,94,31 V 11,23,38,82,-,35
8											H V
9											H V
10											H V
11											H V
12											H V
13											H V
14											H V

GOALS BY PERIOD	1	2	3	OT	T
OILERS	0	2	2		4
PENGUINS	0	2	1		3

SHOTS ON GOAL	1	2	3	OT	T
OILERS	13	6	9	0	28
PENGUINS	10	13	6	0	29

POWER PLAY GOALS	PP GOALS	PP ATTEMPTS
OILERS	1	4
PENGUINS	1	7

PENALTIES	#	PIM	MIN	MAJ	MIS
OILERS	9	18	9	0	0
PENGUINS	5	10	5	0	0

MOLSON CANADIAN
 *** THREE STARS ***

- RON FRANCIS
- KELLY BUCHBERGER
- RYAN SMYTH

CHOSEN BY:
 MARK SPECTOR - EDMONTON JOURNAL

#	OILERS	SHOTS						+/-
		1	2	3	OT	T		
31	JOSEPH *						1	
2	MIRONOV	2					2	
5	de VRIES		2				2	
7	ARNOTT A						0	
10	KELLY		1				1	
14	LINDGREN						0	
15	BEREHOWSKY			1			1	
16	BUCHBERGER C			2			-1	
17	MURRAY *	1	1	1			3	
19	DEVEREAUX	1	1				2	
24	MARCHMENT *						0	
25	GRIER			1			1	
26	MARCHANT *	2					2	
29	BOWEN	1					1	
33	McGILLIS	1		2			3	
37	McAMMOND		1	1			2	
39	WEIGHT A*	1		1			2	
55	BANNISTER *	2					-2	
94	SMYTH	2					2	
30	ESSENSA						DNP	
TEAM TOTAL		13	6	9	0	28	6	

#	PENGUINS	SHOTS						+/-
		1	2	3	OT	T		
35	BARRASSO *						-1	
2	TAMER		1				-1	
4	HATCHER A			2			-1	
8	VALK						0	
10	FRANCIS C		2	2			4	
11	KASPARAITIS *						0	
14	BARNES *		2				-1	
16	OLCZYK		1				-1	
22	BUTENSCHON						0	
23	OLAUSSON *		1				-1	
29	WRIGHT						0	
33	HICKS		1				1	
38	JOHANSSON	3	3	1			7	
44	BROWN *		1				-1	
57	C. FERRARO		1				1	
68	JAGR A	2	1	1			4	
71	SLEGR	2					2	
82	STRAKA *	1					-1	
95	MOROZOV	1					-1	
31	WREGGET						DNP	
TEAM TOTAL		10	13	6	0	29	-6	

#	GOALIES	MIN	SH	SV	GA	W/L
31	JOSEPH	59:59	29	26	3	W

RECORD 4 - 4 - 1

#	GOALIES	MIN	SH	SV	GA	W/L
35	BARRASSO	58:32	28	24	4	L

RECORD 6 - 3 - 1

TIME	START	END	TOTAL
1	7:11	7:53	42
2	8:11	8:51	40
3	9:11	9:57	46
OT			

TEAM	PER	TIME
PIT	3	18:32

P	TEAM	PLAYER	MIN	OFFENSE	TIME
1	PIT	OLAUSSON	2	INTERFERENCE	9:56
1	PIT	BROWN	2	ROUGHING	16:29
1	EDM	MURRAY	2	ROUGHING	16:29
1	PIT	JOHANSSON	2	TRIPPING - OB	18:03
1	EDM	McGILLIS	2	SLASHING	18:26
2	EDM	KELLY	2	HOOKING - OB	3:45
2	PIT	BROWN	2	HOOKING	5:32
2	EDM	WEIGHT	2	CROSSCHECKING	15:23
2	EDM	BANNISTER	2	HIGHSTICKING	17:39
3	EDM	GRIER	2	HOLDING - OB	2:48
3	PIT	BROWN	2	SLASHING	5:10
3	EDM	MARCHMENT	2	SLASHING	5:10
3	EDM	de VRIES	2	HOLDING	7:41
3	PIT	BUTENSCHON	2	HOOKING - OB	15:11
3	EDM	ARNOTT	2	HOOKING - OB	15:35



CALGARY FLAMES

VS. PITTSBURGH PENGUINS
DATE TUES. OCTOBER 28/97

GAME NO.	W	L	T	POINTS
12	2	8	2	6
HOME GAME NO.	W	L	T	POINTS
7	2	4	1	5
NHL NO.	ATTENDANCE			
153	15,645			

REFEREE BILL MCCREARY (7)
LINESMEN Dave Macgregor (91)
MARK WHEELER (56)

GOAL #	PER-IOD	TIME	TEAM	SCORED BY	ASSISTS	E	P	S	PLAYERS ON ICE
1	1	4:07	PIT	P. FERRARO (1)	HICKS	✓			H 7 12 21 32 33 V (17) 23 29 33 71
2	1	7:30	PIT	OLCZYK (6)	BARNES OLAUSSON	✓			H 15 32 33 44 92 V (16) 14 23 71
3	1	8:58	PIT	MOROZOV (2)	BARNES BROWN	✓			H 5 7 12 21 53 V 23 71 14 44 (95)
4	1	11:47	CGY	IGWLA (2)	ZALAPSKI	✓			H 7 (12) 21 32 33 V 2 14 23 44 95
5	2	2:09	CGY	IGWLA (3)	ALBELIN CASSELS	✓			H 5 7 12 21 53 V 2 4 16 38 57
6	2	15:42	CGY	CASSELS (2)	HULSE MCCARTHY	✓			H 15 (2) 32 33 34 V 2 10 23 82
7	3	4:22	CGY	GAUVEY (1)	HULSE NYLANDER	✓			H (23) 32 33 44 92 V 4 11 16 29 95
8	3	18:32	CGY	McTAVIS (5)		ENG ✓			H 5 14 (18) 27 34 V 4 10 16 44 71 82
9	3	19:21	CGY	McTAVIS (6)		ENG ✓			H 5 14 (18) 27 34 V 4 10 14 16 71 82
10									H V
11									H V
12									H V
14									H V
15									H V

RECAP

GOALS BY PERIOD	1	2	3	OT	T
FLAMES	1	2	3		6
PENGUINS	3	0	0		3

SHOTS ON GOAL	1	2	3	OT	T
FLAMES	10	13	14		37
PENGUINS	12	6	11		29

POWER PLAY GOALS	PPG IN	ATTEMPTS
FLAMES	1	3
PENGUINS	0	2

PENALTIES	NO.	PIM
FLAMES	2	4
PENGUINS	3	6

- *** THREE STARS ***
- JAROME IGWLA
 - TODD SIMPSON
 - TYLER MOSS
- PERRY BERERAN

#	FLAMES					#	PENGUINS							
	1	2	3	OT	T		1	2	3	OT	T			
1						35	BARRASSO							
6						4	HATCHER		2					
14						10	FRANCIS							
16						11	KASPARAITIS							
18						6	TAGER							
27						82	STRALA							
5						2	TAMER							
7						16	WICKHAMSON							
8						14	BARNES							
12						16	OLCZYK							
15						17	P. FERRARO							
21						23	OLAUSSON							
23						29	WRIGHT							
32						33	HICKS							
33						38	JOHANSSON							
34						44	BROWN							
44						57	G. FERRARO							
53						71	SLEGR							
92						85	MOROZOV							
31						1	SKUDRA							

PER.	TEAM	PLAYER	MIN.	OFFENSE	TIME
1	PIT	G. FERRARO	2	HOLDING STICK	5:45
2	CGY	SIMPSON	2	INTERFERENCE	10:21
2	PIT	SLEGR	2	INTERFERENCE	14:45
2	PIT	SLEGR	2	INTERFERENCE	17:30
3	CGY	MORRIS	2	TRIPPING	6:13

NOTES:

1st 2nd 3rd 1st 2nd 3rd
PIM 0/0 1/2 1/2 1/2 3/4 0/0

PPG/ATT 0/1 1/2 0/0 0/0 0/1 0/1

Moss MW GA SAVS SHOTS EN
60 3 26 29 0

BARRASSO 58:09 4 31 27 ?

BARRASSO OUT AT 17:19 BACK AT 18:32



PITTSBURGH PENGUINS VS 7
 VANCOUVER CANUCKS 6

DATE: NOVEMBER 1, 1997

PERIOD: 1 2 **FINAL** OT

GAME NUMBER	WIN	LOSE	TIE	POINTS
15	8	5	2	18
HOME GAME NO	WIN	LOSE	TIE	POINTS
5	2	2	1	5
REG. GAME NO	ATTENDANCE			
172	16,164			

REFEREE: PAUL DEVOASKI (10)
 LINESMEN: JEAN MORIN (41)
STEPHANE PROVOST (72)

GOAL NO	PER	TEAM	SCORED BY	NO	ASSIST	ASSIST	TIME	PITTSBURGH	VANCOUVER	E	P	S
1	1	PGH	STRAKA	4	JOHANSSON		4:20	2-3B-71-82	3-10-11-16-28			✓
2	1	PGH	OLCZYK	7	FRANCIS	JAGR	5:15	4-10-6-23-68	2-5-16-28			✓
3	1	VAN	BURE	7	OHNLUND	LINDEN	7:06	2-22-29-33	2-10-11-16-28			✓
4	1	VAN	VAIC	1	WALKER		8:07	6-10-38-68-71	3-9-16-24-25			✓
5	1	VAN	NASLUND	2	MESSIER	OHNLUND	9:05	4-11-16-82-95	10-11-19-36-44			✓
6	1	VAN	LINDEN	4	HEDICAN	VAIC	16:40	10-23-38-68-71	3-9-16-24-25			✓
7	1	VAN	MESSIER	4	BURE		12:33	4-10-11-38-95	3-10-11-19-25			✓
8	1	PGH	BROWN	2	BARNES	HICKS	14:05	2-6-14-33-44	2-5-10-11-19			✓
9	2	VAN	MESSIER	5	BURE		0:32	4-11-16-82-95	3-10-10-19-25			✓
10	2	PGH	FRANCIS	7	JOHANSSON	JAGR	2:14	10-23-38-68-71	21-26-28-36-44			✓
11	2	PGH	STRAKA	5	JAGR	FRANCIS	7:36	4-10-68-71-82	10-11-36-44			✓
12	3	PGH	MOROZOV	3	BROWN	BARNES	13:06	14-44-71-82	5-16-28-44			✓
13	OT	PGH	Brown	3	BARNES		3:52	4-11-14-33-44	2-5-8-16-24			✓
14												
15												
16												
17												

SCORING BY PERIOD					SHOTS ON GOAL					POWER PLAY (GOALS / OPP)					PENALTIES / MINUTES								
	1ST	2ND	3RD	OT	TOT		1ST	2ND	3RD	OT	TOT		1ST	2ND	3RD	OT	TOT		1ST	2ND	3RD	OT	TOT
PGH	3	2	1	1	7	PGH	9	17	12	4	42	PGH	1/3	1/1	1/2	--		PGH	2/4	-	1/2	-	3/6
VAN	5	1	0	0	6	VAN	12	3	8	3	26	VAN	1/2	-	0/1	-		VAN	3/6	2/4	1/2	-	6/12

SHOTS PER PERIOD AND PLUS / MINUS													PENALTIES									
NO	PITTSBURGH	1	2	3	OT	T	+/-	NO	VANCOUVER	1	2	3	OT	T	+/-	PER	TEAM	PLAYER	MIN	OFFENSE	TIME	
2	TAMER	1				1	+2	2	OHNLUND						-2	1	VAN	MURZYN	2	INTERFERENCE-OB	0:13	
4	HATCHER						-2	3	HEDICAN	1			1	2	+3	1	PGH	WRIGHT	2	ROUGHING	3:02	
6	WILKINSON						E	5	MURZYN		1	1	1	3	-2	1	VAN	STAIOS	2	BOARDING	5:08	
10	FRANCIS		1	1		2	-2	8	BRASHEAR	2				2	-1	1	PGH	WILKINSON	2	INTERFERENCE-OB	6:44	
11	KASPARAITIS		1			1	-2	9	VAIC	2			1	3	+2	1	VAN	McALLISTER	2	SLASHING	17:13	
14	BARNES	3	1	1		5	+2	10	BURE	2		1		3	+1	2	VAN	LINDEN	2	HOOKING	6:24	
16	OLCZYK	2	2	1		5	-2	11	MESSIER	2	1	2		5	+1	2	VAN	MESSIER	2	INTERFERENCE-OB	18:06	
17	P.FERRARO						E	16	LINDEN	1	1			2	E	3	VAN	McALLISTER	2	ROUGHING	12:30	
22	BUTENSCHEIN						E	19	NASLUND	2		1		3	+2	3	PGH	WILKINSON	2	ROUGHING	14:09	
23	OLAUSSON	2				2	E	20	SCATCHARD						E							
29	WRIGHT	1				1	E	22	COURVILLE						-1							
33	HICKS		1	1	1	3	+2	24	WALKER						+1							
38	JOHANSSON	2	1	1		4	-1	25	STAIOS						+4							
44	BROWN	1	1	2	1	5	+2	26	SILLINGER			3		3	-1							
68	JAGR	2	1	1		4	-1	28	NOONAN						-2							
71	SLEGR	1	2	1		4	E	29	ODJIK						E							
82	STRAKA	1	1	2		4	-1	36	McALLISTER						E							
95	MOROZOV			1		1	-3	44	BADYCH						E							
NO	GOALTENDER	1	2	3	OT	T		NO	GOALTENDER	1	2	3	OT	T								
35	BARRASSO	SHOTS	9			9		1	McLEAN	SHOTS	9	17	12	4	42							
MIN	10:40	SAVES	5			5		MIN	63:52	SAVES	6	15	11	3	35							
31	WREGGET	SHOTS	3	3	8	3	17	32	IRBE	SHOTS												
MIN	53:12	SAVES	2	2	8	3	15	MIN		SAVES												

NOTES:

WREGGET REPLACED BARRASSO AT 10:40 OF FIRST PERIOD

THREE STARS	TEAM
1. Brown	PGH
2. Messier	VAN
3. Sillinger	PGH

NATIONAL HOCKEY LEAGUE

Game# 182 (UNOFFICIAL) PIT 1 vs CHI 3 Attendance: 16,816 Date: 97/11/02

Players dressed (PIT) (Shots/+, -) Coach: KEVIN CONSTANTINE

BARRASSO (DNP), BROWN (1/1-), FRANCIS (1/0), HATCHER (1/0),
 GLAUSSON (1/0), OLCZYK (6/2-), WILKINSON (0/1-), WRE
 SLEGR (1/1+), TAMER (0/1-), WRIGHT (1/0), JOHANSSON
 (1/1-), STRAKA (0/1-), FERRARO (0/0), HICKS (2/1-),
 MOROZOV (1/1-).

Players dressed (CHI) (Shots/+, -) Coach: CRAIG HARTSBURG

BLACK (4/0), CHELIOS (0/1-), HACKETT (DNP), MILLER (0/0),
 SUTTER (1/0), SUTER (2/2+), TERRERI, WEINRICH (1/1+), AMONTE (1/2+),
 (1/0), CUMMINS (1/0), DUBINSKY (2/0), ZHAMNOV (4/0), KRIVOKRASOV
 SHANTZ (1/0), DAZE (4/0), MOREAU (2/0), LAFLAMME (1/2+), WHITE (1, 2+)

Period 1

1. CHI AMONTE
 (KRIVOKRASOV, SUTER)..... 2:03
2. PIT JOHANSSON
 (SERAFAITIS)..... 2:51
3. CHI KRIVOKRASOV
 (SERAFAITIS)..... 7:26

PIT - BARNES, PIT, (Hooking) 7:59, CARNEY, CHI, (Cross stick)
 DUBINSKY, CHI, (Elbowing) 14:16, MOREAU, CHI, (Roughing)
 HATCHER, PIT, (Hi stick) 16:43.

Period 2

STRAKA, PIT, (Tripping) 10:16.

BLACK)..... 18:51

SUTER, CHI, (Holding - Obstruction) 0:28,
 (Holding - Obstruction) 1:10, FRANCIS, PIT, (Tripping) 16:

SHOTS ON GOAL	1	2	3	
PIT	10	6	9	- 25
CHI	13	8	8	- 29

GOALTENDER	TIME	SA	GA	ENG	DECISION
PIT KEN WHEGGETT	59:38	29	3	0	L
CHI CHRIS TERRERI	60:00	25	1	0	W

PENALTY TOTALS: (PIM INCL. BMI)	PIM	BMI
PIT	10	0
CHI	8	0

POWER PLAYS (GOALS/CHANCES) - PIT: 0/ 4, CHI: 0/ 5.

REFEREE: Paul Stewart, LINESMEN: Wayne Bonney, Andy McEiman

Game's 3 stars as selected by TIM SASSONE: 1. CHRIS TERRERI
 2. SERGEI KRIVOKRASOV
 3. CHRIS CHELIOS

PENALTY SHOTS:
 (NO PENALTY SHOTS)

GOALS DETAILS BY PERIOD:

TO: FAX CALLER

FLOOR BILL CARBACA

1. CHI TONY AMONTE- SERGEI KRIVOKRASOV, GARY SUTER 2:03
ON ICE: CHRIS TERRERI, CHRISTIAN LAFLAMME, TODD WHITE
PIT
ON ICE: KEN WREGGET, ROB BROWN, NEIL WILKINSON
STU BARNES, CHRIS TAMER, ALEX HICKS

2. PIT ANDREAS JOHANSSON- DARIUS KASPARAITIS (OFF) 2:51
ON ICE: KEN WREGGET, RON FRANCIS, JAROMIR JAGR
FREDRIK OLAUSSON, JIRI SLEGR

CHI
ON ICE: CHRIS TERRERI, JAMES BLACK, CHRIS CHELIOS
BRENT SUTTER, KEITH CARNEY, JEFF SHANTZ

3. CHI SERGEI KRIVOKRASOV (UNASSISTED) 7:26
ON ICE: CHRIS TERRERI, GARY SUTER, TONY AMONTE
CHRISTIAN LAFLAMME, TODD WHITE

PIT
ON ICE: KEN WREGGET, KEVIN HATCHER, ED OLCZYK
DARIUS KASPARAITIS, MARTIN STRAKA, ALEXEI MOROZOV

Period 2

4. PIT JEFF SHANTZ- BRENT SUTTER, JAMES BLACK 18:51
ON ICE: CHRIS TERRERI, ERIC WEINRICH, KEITH CARNEY

PIT
ON ICE: KEN WREGGET, RON FRANCIS, KEVIN HATCHER
FREDRIK OLAUSSON, ED OLCZYK, STU BARNES



PITTSBURGH PENGUINS VS 2
 DALLAS STARS 5

DATE: November 5, 1997

PERIOD: 1 2 **FINAL**

GAME NUMBER	WIN	LOSE	TIE	POINTS
17	8	7	2	18
HOME GAME TO	WIN	LOSE	TIE	POINTS
6	2	3	1	5
REG. GAME NO.	ATTENDANCE			
192	13,415			

REFEREE: DENNIS LARUE (14)
 LINESMEN: PIERRE CHAMPOUX (35)
GERARD GAUTHIER (36)

GOAL NO.	PER	TEAM	SCORED BY	NO	ASSIST	ASSIST	TIME	PITTSBURGH	DALLAS	E	P	S
1	1	DAL	NIEUWENDYK	8	VERBEEK	LUDWIG	2:42	2-6-8-17-29	3-16-22-(25)-33	✓		
2	1	PGH	JAGR	6	JOHANSSON	FRANCIS	2:59	4-10-38-(68)-71	2-12-21-24-29	✓		
3	1	DAL	NIEUWENDYK	9	SYDOR	ZUBOV	18:39	8-11-17-22-29	5-16-(25)-33-56	✓		
4	1	PGH	JAGR	7	JOHANSSON	SLEGR	19:33	4-10-38-(68)-71	2-9-15-23-24	✓		
5	2	DAL	VERBEEK	5	MATVICHUK	MODANO	9:58	2-6-38-68-82	2-9-(16)-23-24	✓		
6	3	DAL	NIEUWENDYK	10	VERBEEK	ZUBOV	4:55	11-14-22-33-44	5-16-(25)-33-56	✓		
7	3	DAL	Errey	1	Matvichuk	Carbonneau	19:40	4-10-14-68-71-82	2-3-(12)-21-24	✓		EX
8												
9												
10												
11												
12												
13												
14												
15												
16												
17												

SCORING BY PERIOD					SHOTS ON GOAL					POWER PLAY (GOALS / OPP.)					PENALTIES / MINUTES								
	1ST	2ND	3RD	OT	TOT		1ST	2ND	3RD	OT	TOT		1ST	2ND	3RD	OT	TOT		1ST	2ND	3RD	OT	TOT
PGH	2	0	0		2	PGH	7	9	14		30	PGH	-	0/1	0/2		0/3	PGH	2/4	1/2	2/7		5/13
DAL	2	1	2		5	DAL	14	8	5		27	DAL	0/2	0/1	0/1		0/4	DAL	-	1/2	3/9		4/11

SHOTS PER PERIOD AND PLUS / MINUS															PENALTIES								
NO	PITTSBURGH	1	2	3	OT	T	+	-	NO	DALLAS	1	2	3	OT	T	+	-	PER	TEAM	PLAYER	MIN	OFFENSE	TIME
2	TAMER		2			2	-2	2	HATCHER, D							E		1	PGH	OLCZYK	2	TAPPING - OB	6:02
4	HATCHER, K		1	2		3	+1	3	LUDWIG			1			1	+2		1	PGH	HATCHER, K	2	INTERFERENCE - OB	14:19
6	WILKINSON		1			1	-2	5	SYDOR			1			4	+2		2	DAL	LUDWIG	2	ELBOWING	2:55
8	VALK						-2	9	MODANO	1	1				2	E		2	PGH	BUTENSCHOW	2	HOOING - OB	15:26
10	FRANCIS			3		3	+1	10	HARVEY							E		3	DAL	BASSEN	2	HOLDING - OB	1:06
11	KASPARAITIS		1			1	-2	12	ERREY					1	1	E		3	Pit	Jagr	2	UNSPORTSMANLY	16:04
14	BARNES						-1	14	REID			1			1	E		3	DAL	Matvichuk	2	HOLDING - OB	17:32
16	OLCZYK	2	1	3		6	+1	15	LANSSENBRUNER			1			1	-1		3	DAL	Bassen	5	Fighting	19:46
17	P.FERRARO						-2	16	VERBEEK	3	2				5	+4		3	PGH	Wright	5	Fighting	19:46
22	BUTENSCHOW	1				2	-2	21	CARBONNEAU	1	1				2	E							
29	WRIGHT		1			1	-2	22	MUNI			1			1	+1							
33	HICKS						+1	23	ADAMS						1	E							
38	JOHANSSON	1				1	+1	24	MATVICHUK		1	1			2	E							
44	BROWN						-1	25	NIEUWENDYK	3		1			4	+3							
68	JAGR	2	1	3		6	E	28	BASSEN							E							
71	SLEGR			1		1	+1	29	MARSHALL							-1							
82	STRAHA						-2	33	HOGUE														
95	MOROZOV	1				1	E	56	ZUBOV	2					2	+2							
NO	GOALTENDER	1	2	3	OT	T		NO	GOALTENDER	1	2	3	OT	T									
31	WAGGLET	SHOTS	14	4		18		20	BELFOUR	SHOTS	7	9	14		30								
MIN		SAVES	12	3		15		MIN	60:00	SAVES	5	9	14		28								
1	SKUDRA	SHOTS	4	4		8		1	TUREK	SHOTS													
MIN		SAVES	4	3		7		MIN		SAVES													

NOTES:

SKUDRA REPLACED WRAGGLET AT 12:40 OF 2ND PERIOD
 SKUDRA'S FIRST NHL GAME

SKUDRA OFF at 18:53 of third
 SKUDRA BACK ON 19:40 of third

THREE STARS	TEAM
1. Nieuwendyk	DAL
2. Jagr	Pit
3. ...	



DETROIT RED WINGS
VS. Pittsburgh Penguins
 DATE November 7, 1997

GAME NO.	W	L	T	POINTS
17				
HOME GAME NO.	W	L	T	POINTS
10				
NRC NO.	ATTENDANCE			
	19,983			

PERIOD: FINAL

REFEREE Lance Roberts
 LINESMEN Dan Schechte
Andy Mc Elman

#	PER	TEAM	SCORED BY	ASSIST	ASSIST	TIME	DETROIT RED WINGS	PITTSBURGH PENGUINS	STR
1	3	PIT	Morozov (4)	Straka	Kasparaitis	10:04	3 27 14 19 25	4 11 10 82 95	E
2	3	DET	Shanahan (8)			19:09	8 14 20 5 55	4 10 68 71 38	SHG
3									
4									
5									
6									
7									
8									
9									
10									
11									
12									
13									
14									
15									
16									
17									
18									

SCORING BY PERIOD					SHOTS ON GOAL					POWER PLAY (GOALS - OFF)					PENALTIES - MINUTES						
	1	2	3	OT/T		1	2	3	OT/T		1	2	3	OT/T		1	2	3	OT/T		
DRW	0	0	1	0 1	DRW	9	4	10	1 24	DRW	0/1	0/1	0/1	0/0	0/3	DRW	1/2	2/4	2/4	0/0	5/10
PIT	0	0	1	0 1	PIT	3	7	4	3 17	PIT	0/1	0/2	0/2	0/0	0/5	PIT	2/4	0/0	1/2	0/0	3/6

SHOTS PER PERIOD AND PLUS/MINUS													PENALTIES									
#	DETROIT RED WINGS	1	2	3	OT	T	±	#	PITTSBURGH PENGUINS	1	2	3	OT	T	±	PER	TEAM	PLAYER	OFFENSE	MIN	TIME	Sp
2	Fetisov						E	2	Tamer						E	1	PIT	Gronman	Int-OB	2	13:52	D1
3	Rouse						-1	4	Hatcher		1				E	1	DET	Kocur	Hi-Stick	2	18:10	P1
4	Pushor						E	8	Wilkinson		1				E	1	PIT	Jagr	Hi-Stick	2	19:17	D2
6	Lidstrom	1	2	2		5	1	8	Valik						E	2	DET	Ward	Hold-OB	2	8:45	P2
8	Larionov			1	1	1	1	10	Francis		1	1			E	2	DET	Brown	Hold Stk-OB	2	13:08	P3
13	Kozlov	1		1		2	E	11	Kasparaitis			1			E	3	DET	Kozlov	Int-OB	2	2:14	P4
14	Shanahan	1	1	1		3	E	14	Barnes		1	1			E	3	PIT	Wilkinson	Hook-OB	2	5:05	D3
17	Brown		2			2	E	16	Olczyk	1					E	3	DET	Yzerman	Hi-Stick	2	18:47	P5
18	Maltby			1	1	1	E	17	Ferraro	1					E							
18	Yzerman			1	1	2	-1	29	Wright						E							
20	Lapointe	1	1			2	1	33	Hicks						E							
22	Knuble	1				1	E	38	Johansson						-1							
25	McCarty	1				1	-1	42	Gronman						E							
26	Kocur	1				1	E	44	Brown						E							
27	Ward						-1	68	Jagr						-1							
33	Draper				1	1	E	71	Stehr		2			2	-1							
41	Giehl						E	82	Straka	1	1		2	4	1							
65	Murphy			2		2	1	95	Morozov			1	1	2	1							
#	GOALIES	1	2	3	OT	T	#	GOALIES	1	2	3	OT	T									
30	Osgood	SA	3	7	4	3 17	1	Skudra	SA	6	4	10	1 24									
MIN	84:58	GA	0	0	1	0 1	MIN	65:00	GA	1	0	0	0 1									
51	Hodson	SA					35	Barrasso	SA													
MIN		GA					MIN		GA													

NOTES:

THREE STARS	TEAM
1 Lidstrom	DET
2 Shanahan	DET
3 Skudra	PIT
SELECTED BY	Jason La Canfora ##



PITTSBURGH PENGUINS VS 2
 BUFFALO SABRES 2

DATE: NOVEMBER 8, 1997

PERIOD: 1 2 **FINAL**

GAME NUMBER	WIN	LOSE	TIE	POINTS
19	8	7	4	20
HOME GAME NO.	WIN	LOSE	TIE	POINTS
7	2	3	2	6
REG. GAME NO.	ATTENDANCE			
210	16,218			

REFEREE: DAN MAROVELLI (6)
 LINESMEN: DAN MCCOURT (46)
BRIAN MURPHY (93)

GOAL NO	PER	TEAM	SCORED BY	NO	ASSIST	ASSIST	TIME	PITTSBURGH	BUFFALO	E	P	S
1	1	PGH	HICKS	1	BARNES	R. BROWN	2:20	2-6-14-(33)-44	6-15-17-22-74	✓		
2	2				No SCORING							
3	3	PGH	WILKINSON	1	OLCZYK	FRANCIS	8:21	4-6-10-16-71	26-42-44-81			✓
4	3	BUF	C. BROWN	3	Holzinger	Satan	12:09	4-10-16-71-95	19-(87)-42-74-81	✓		
5	3	BUF	Zhitnik	2	Dawe	May	17:38	2-6-10-14-33	4-9-10-17-(44)	✓		
6												
7												
8												
9												
10												
11												
12												
13												
14												
15												
16												
17												

SCORING BY PERIOD					SHOTS ON GOAL					POWER PLAY (GOALS / OPP)					PENALTIES / MINUTES								
	1ST	2ND	3RD	OT	TOT		1ST	2ND	3RD	OT	TOT		1ST	2ND	3RD	OT	TOT		1ST	2ND	3RD	OT	TOT
PGH	1	0	1	0	2	PGH	8	12	9	2	31	PGH	0/1	0/2	2/2	-	2/5	PGH	1/2	2/7	1/2	-	4/11
BUF	0	0	2	0	2	BUF	10	13	14	1	38	BUF	0/1	0/1	0/1	-	0/3	BUF	1/2	4/19	2/4	-	7/25

SHOTS PER PERIOD AND PLUS / MINUS													PENALTIES											
NO	PITTSBURGH	1	2	3	OT	T	+	-	NO	BUFFALO	1	2	3	OT	T	+	-	PER	TEAM	PLAYER	MIN	OFFENSE	TIME	
2	TAMER						E	4	4	WILSON	2	1			3	+	1	1	BUF	BARNABY	2	HOLDING	10:15	
4	HATCHER	1		1		2	-	1	6	BOUGHNER		1			1	-	1	1	PGH	C. FERRARO	2	HOLDING	15:29	
6	WILKINSON				1	1	E	8	8	SHANNON			2		2	E	2	2	BUF	SMELIK	2	HOOING	0:43	
10	FRANCIS		2			2	-	2	9	RASMUSSEN	1	2	1		4	+	1	2	BUF	RASMUSSEN	2	BOARDING	8:19	
11	KASPARAKIS						E	10	10	MAY	1	1			2	+	2	2	BUF	RAY	10	MISCONDUCT	8:19	
14	BARNES	2	1	1		4	E	15	15	WARD		1	1		2	-	1	2	PGH	TAMER	2	ROUGHING	12:21	
16	OLCZYK	1		1		2	-	1	17	DAWE		1			1	E	2	2	BUF	BOUGHNER	5	FIGHTING	20:00	
17	FERRARO, P		1			1	E	18	18	GROSEK		1	1		2	E	2	2	PGH	WILKINSON	5	FIGHTING	20:00	
19	WRIGHT			1		1	E	19	19	HOLZINGER	2	1	1	1	5	+	1	3	BUF	DAWE	2	CROSS CHECKING	6:48	
33	HICKS	1			1	2	E	22	22	PRIMEAU						-	1	3	PGH	BARNES	2	HOLDING	13:13	
38	JONANSSON	1				1	E	26	26	PLATE	3	1			4	E	3	3	BUF	ZHITNIK	2	TRIPPING - OB	13:47	
42	GROWMAN		1	1	1	3	E	32	32	RAY						E								
44	BROWN, R	1	1	1		3	+	1	36	BARNABY		2			2	E	1							
57	FERRARO, C						E	37	37	BROWN, C				1	1	+	1							
68	JAGR		1			1	E	42	42	SMELIK		1	1		2	+	1							
71	SLEGR	1				1	-	1	44	ZHITNIK	1		2		3	+	1							
82	STRAKA		3	2		5	E	74	74	MCKEE		1	1		2	E	1							
95	MOROZOV		2			2	-	1	81	SATAN		1	1		2	+	1							
NO	GOALTENDER	1	2	3	OT	T			NO	GOALTENDER	1	2	3	OT	T									
35	BARRASSO	SHOTS	10	13	14	1	38		31	SHIELDS	SHOTS	8	12	9	2	31								
MIN	65:00	SAVES	10	13	12	1	36		MIN	64:56	SAVES	7	12	8	2	29								
1	SKUDRA	SHOTS							39	HASEK	SHOTS													
MIN		SAVES							MIN		SAVES													

NOTES:

THREE STARS	TEAM
1. Zhitnik	Buf
2. Barrasso	Pt
3. Shields	Buf



PITTSBURGH PENGUINS VS 1
WASHINGTON CAPITALS 4

DATE: NOVEMBER 12, 1997

PERIOD: 1 2 **FINAL**

GAME NUMBER	WIN	LOSE	TIE	POINTS
20	8	8	4	20
HOME GAME NO	WIN	LOSE	TIE	POINTS
8	2	4	2	6
NHL GAME NO	ATTENDANCE			
233	14,504			

REFEREE: DAVE JACKSON (8)
LINESMEN: PIERRE CHAMPOUX (35)
PAT DAPUZIO (98)

GOAL NO	PER	TEAM	SCORED BY	NO	ASSIST	ASSIST	TIME	PITTSBURGH	WASHINGTON	E	P	S
1	1ST	PGH	No Scoring									
2	2	WSH	BONDRA	9	OATES	WITT	0:24	10-23-38-68-71	6-12-19-77-96	✓		
3	2	WSH	KLEE	1	COTE	BERUBE	7:39	10-23-38-68-71	2-3-27-24-32	✓		
4	2	WSH	OATES	6	ZEDNIK	KONOWALCHUK	14:37	11-23-38-82-95	12-24-44-55-77	✓		
5	2	WSH	Housley	2	OATES	BONDRA	16:43	2-6-14-16	6-12-21-77-96	✓		
6	3	Pit	Slegr	2	MOROZOV	KASPARAITIS	19:02	16-23-71-82-95	6-8-19-22-44	✓		
7												
8												
9												
10												
11												
12												
13												
14												
15												
16												
17												

SCORING BY PERIOD					SHOTS ON GOAL					POWER PLAY (GOALS / OPP)					PENALTIES / MINUTES								
	1ST	2ND	3RD	OT	TOT		1ST	2ND	3RD	OT	TOT		1ST	2ND	3RD	OT	TOT	1ST	2ND	3RD	OT	TOT	
PGH	0	0	1		1	PGH	10	4	11		25	PGH	0/3	-	0/1		0/4	PGH	1/2	1/2	-		2/4
WSH	0	4	0		4	WSH	6	13	8		27	WSH	0/1	1/1	-		1/2	WSH	3/6	-	1/2		4/8

SHOTS PER PERIOD AND PLUS / MINUS															PENALTIES								
NO	PITTSBURGH	1	2	3	OT	T	+	-	NO	WASHINGTON	1	2	3	OT	T	+	-	PER	TEAM	PLAYER	MIN	OFFENSE	TIME
2	TAMER			3		3	E	2	2	KLEE	2	1			3	+1		1	WSH	ZEDNIK	2	HOOKING-OB	4:58
5	WERENKA		1	1		2	E	3	3	COTE	2	3			5	+1		1	WSH	GRATTON	2	HOLDING THE STICK-OB	8:45
6	WILKINSON						E	6	6	C. JOHANSSON	1				1	E		1	PGH	OLAUSSON	2	HIGH STICKING	10:00
10	FRANCIS			1		1	-2	8	8	BULIS			1		1	-1		1	WSH	KRYGIER	2	TRIPPING-OB	15:38
11	KASPARAITIS						-1	10	10	MILLER						E		2	PGH	WRIGHT	2	CHARGING	16:01
14	BARNES			1		1	E	12	12	BONDRA	1	3			4	+1		3	WSH	BULIS	2	TRIPPING	8:24
16	OLZYK	1	2	1		4	+1	19	19	WITT						E							
17	P. FERRARO		1			1	E	21	21	KRYGIER	1				1	E							
22	BUTENSCHEIN						E	22	22	KONOWALCHUK	1	1			2	E							
23	OLAUSSON	2		1		3	-2	24	24	TINDORFI						+1							
29	WRIGHT						E	27	27	BERUBE						+1							
33	HICKS	1				1	E	29	29	REEKIE			2		2	+1							
38	JOHANSSON	1				1	-3	32	32	HUNTER		2			2	+1							
44	BROWN						E	44	44	ZEDNIK	1				1	E							
68	JAGR	3	1			4	-2	48	48	GRATTON						E							
71	SLEGR			1		1	-1	55	55	GONCHAR		1			1	+1							
82	STRAKA	2				2	E	77	77	OATES		1			1	+2							
95	MOROZOV			1		1	E	96	96	Housley		2	1		3	+1							
NO	GOALTENDER	1	2	3	OT	T	NO	GOALTENDER	1	2	3	OT	T										
35	BARRASSO	SHOTS 6	13			19	37	KOLZIG	SHOTS 10	4	10		24										
MIN	40:00	SAVES 6	9			15	MIN	40:00	SAVES 10	4	11		25										
1	SKUDRA	SHOTS		8		8	30	RANFORD	SHOTS														
MIN	20:00	SAVES		8		8	MIN		SAVES														

NOTES:

SKUDRA REPLACED BARRASSO IN GOAL FOR PITTSBURGH AT START OF 3RD PERIOD



VS



**PITTSBURGH PENGUINS
AT TORONTO MAPLE LEAFS
SATURDAY, NOV. 15, 1997**

POST GAME RECORD

GAME #:	18	W 6	L 9	T 3	PTS 15	Div. 5
HOME GAME #:	9	W 2	L 6	T 1	PTS 5	CONF. 8
NHL GAME #:	257	ATTENDANCE: 15,726 (SELLOUT)				NHL

PRE GAME STANDINGS

REFEREE: DAN MAROUELLI

LINESMEN: KEVIN COLLINS, GERARD GAUTHIER

Goal#	PERIOD	TIME	TEAM	SCORED BY	ASSISTS	ES	PP	SH	PLAYERS ON ICE
1	1	4:26	P	BARNES	JOHANSSON FRANCIS	✓			H- 8-18-19-36-72 V- 14-10-23-36-42
2	2	3:15	P	FRANCIS	BROWN WERENKA	✓			H- 17-20-22-34-25 V- 5-6-10-14-44
3	2	7:50	P	MOROZOV			✓		H- 7-13-24-36-72 V- 23-42-10-14-25
4	2	12:49	P	P. FERRARO	C. FERRARO HICKS	✓			H- 8-18-19-24-36 V- 5-11-17-33-57
5	3	3:49	P	STRAKA	VALK			✓	H- 7-13-20-28-72 V- 5-6-8-82
6									H-
7									V-
8									H-
9									V-
10									H-
11									V-
12									H-
13									V-
14									H-
15									V-

GOALS BY PERIOD					
	1ST	2ND	3RD	OT	F
PIT.	1	3	1		5
TOR	0	0	0		0

SHOTS BY PERIOD					
	1ST	2ND	3RD	OT	F
PIT.	9	6	5		20
TOR	6	6	8		20

POWER PLAYS (G/ATT)					
	1ST	2ND	3RD	OT	F
PIT.	0/2	0/1	0/3		0/6
TOR	0/1	0/1	0/3		0/5

PENALTIES (#/MINS)					
	1ST	2ND	3RD	OT	F
PIT.	4/11	1/2	3/6		8/19
TOR	7/26	0/0	3/6		10/31

THREE STARS	
1	FRANCIS
2	P. FERRARO
3	BARRASSO

TORONTO SHOTS						PITTSBURGH SHOTS					
#	1	2	3	OT	F +/-	#	1	2	3	OT	F +/-
7 KING, D.			1		-2	2 TAMER	1				0
8 WARRINER			1		-2	5 WERENKA		1			3
12 KING, K.	1				0	6 WILKINSON					2
13 SUNDIN			1		-2	8 VALK				1	1
14 HENDRICKSON	1				0	10 FRANCIS		1			3
17 CLARK	1				2 -1	11 KASPARAITIS	1				1
18 McMAULEY					-2	14 BARNES	1				3
19 MODIN	1				-2	16 OLCZYK					0
20 JOHNSON		1			1 -2	17 FERRARO, P.		1	1		2
22 KORDLEY					-1	23 OLAUSSON					2
24 GUSTAFSSON	1				0	29 WRIGHT					0
25 SMITH					-2	33 HICKS	2		1		3
28 DOMI					-1	38 JOHANSSON					1
34 MACCUN	1				1 -2	42 GRODMAN		1			2
36 YUSHKEVICH					-2	44 BROWN		1	1		2
38 TREMBLAY					0	57 FERRARO, C.	1				1
72 SCHNEIDER	2	2	2		6 -3	62 STRAKA	2		1		3
94 BEREZIN	1	1	1		3 -1	95 MOROZOV	1	1			2

PENALTIES				
PER. TEAM	PLAYER	MIN	INFRACTION	TIME
1 T	MODIN	2	TRIPPING	5:27
1 P	TAMER	2	ROUGHING	5:58
1 T	K. KING	4	CHARGE/ROUGH	5:58
1 P	P. FERRARO	2	INTERFERENCE	6:12
1 P	TAMER	5	FIGHTING	19:39
1 T	K. KING	5	FIGHTING	19:39
1 P	OLCZYK	2	ROUGHING	20:50
1 T	DOMI	14	ROUGH/MISCOND	26:00
2 P	GRODMAN	2	HOLDING	14:14
3 P	TAMER	2	TRIPPING	1:57
3 T	K. KING	2	CROSSCHECKING	5:46
3 T	CLARK	2	ROUGHING	8:15
3 T	SMITH	12	ROUGH/MISCOND	12:35
3 P	C. FERRARO	2	HOLDING	16:29
3 P	HICKS	2	TRIPPING	16:08

TEAM ICE TIMES						TEAM ICE TIMES					
	1ST	2ND	3RD	OT	F		1ST	2ND	3RD	OT	F
ES	17:32	16:00	9:31		43:03	ES	17:32	16:00	9:31		43:03
PP	:14	2:00	4:29		6:43	PP	2:14	2:00	6:00		10:14
SH	2:14	2:00	6:00		10:14	SH	:14	2:00	4:29		6:43

NOTES:





NEW YORK RANGERS

VS. PITTSBURGH PENGUINS

DATE NOVEMBER 14, 1997

GAME NO.	W	L	T	POINTS
19	5	7	7	17
HOME GAME NO.	W	L	T	POINTS
11	3	4	4	10
NHL NO.	248	ATTENDANCE		18,200
GAME START:	7:38	GAME END:		10:10

#	PER	TEAM	TIME	SCORED BY	ASSISTS		E	P	S	PLAYERS ON ICE	GOALS BY PERIOD						
											1	2	3	OT	T		
1	1	PIT	3:21	JOHANSSON	WERENKA	STRAKA				X	H 2-25-16-17-99	PENGUINS	1	0	0		1
2	2	NYR	14:16	KEANE	BERG						A 5-71-38-82	RANGERS	0	1	2		3
3	3	NYR	8:59	KOVALEV	SWEENEY	KARPOVTSEV				X	H 5-25-12-18-20	SHOTS ON GOAL					
4	3	NYR	19:37	LEETCH						X	A 11-23-16-82-95	PENGUINS	10	12	11		33
5											H 5-25-16-27-37	RANGERS	6	9	11		26
6											A 10-11-16-23-82	POWER PLAY					
7											H 2-23-17-24-32	PENGUINS	0	4			1
8											A 5-10-14-23-33-82	RANGERS	0	3			0
9											H	PENALTIES					
10											A	PENGUINS	3	3	0	0	6
11											H	RANGERS	4	4	0	0	8
12											A	THREE STARS					
13											H	1. ALEXEI KOVALEV					
14											A	2. BILL BERG					
15											H	3. MIKE RICHTER					
											A	SELECTED BY: PROFESSIONAL HOCKEY WRITERS ASSOCIATION					
											H	REFEREE DON VAN MASSENHOVEN (#21)					
											A	LINESMEN GORD BROSEKER (#55) ANDY MCELMAN (#90)					

#	PENGUINS	SHOTS					+/-	#	RANGERS	SHOTS					+/-
		1	2	3	OT	T				1	2	3	OT	T	
5	WERENKA	2	2	1		5	E	2	LEETCH	2		2		4	E
6	WILKINSON	1	1			2	E	5	SAMUELSSON					2	E
11	KASPARAITIS			1		1	-2	23	BEUKEBOOM			1		1	1
23	OLAUSSON	1	1			2	-3	25	KARPOVTSEV		1			1	1
42	GRONMAN	2	1			3	E	26	FINLEY	1				1	E
71	SLEGR			1		1	1	33	DRIVER	1	1			2	E
8	VALK		1			1	E	12	KEANE		1	1		2	1
10	FRANCIS		1			1	-2	15	LANGDON						E
14	BARNES	1		4		5	-1	16	LAFONTAINE						E
16	OLCZYK	1		1		2	-2	17	STEVENS		2	1		3	E
17	P. FERRARO						E	18	BERG	1	1	2		4	1
29	WRIGHT		1			1	E	20	SKRUDLAND			1		1	1
33	HICKS			2		2	-1	21	LINDBOM						E
38	JOHANSSON	1	1			2	1	24	SUNDSTROM						1
44	BROWN	1		1		2	E	27	KOVALEV		2	1		3	1
57	C. FERRARO		1			1	E	32	EASTWOOD	1				1	1
82	STRAKA		2			2	-2	37	SWEENEY			1		1	1
95	MOROZOV						-1	99	GRETZKY		1	1		2	-1

	GOALTENDER	MIN	SHTS	SVS	GA		GOALTENDER	MIN	SHTS	SVS	GA
35	BARRASSO	59	26	24	2	35	RICHTER	60	33	32	1
1	SKUDRA	-	-	-	-	31	MUZZATTI	-	-	-	-

5 on 5	5 on 4	5 on 3	4 on 3	3 on 4	4 on 5	4 on 4
46:00	6:00	-	-	-	8:00	-

NOTES:

PD	TEAM	PLAYER	MIN	OFFENSE	TIME	PP	PENALTIES				
							1	2	3	OT	T
1	PIT	WILKINSON	2	OB-HOOKING	2:09	R1					
1	NYR	KEANE	2	OB-HOOKING	9:20	P1					
1	PIT	WILKINSON	2	OB-INTERFERE	11:49	R2					
1	NYR	LINDBOM	2	OB-TRIPPING	15:30	P2					
1	NYR	STEVENS	2	ROUGHING	17:56	P3					
2	NYR	STEVENS	2	ELBOWING	7:03	P4					
2	PIT	VALK	2	GOAL-INTERFERE	9:32	R3					

	PIT					NYR				
	1	2	3	OT	T	1	2	3	OT	T
FACEOFFS	12	14	12		38	11	8	3		22
ICINGS	1	3	1		5	1	3	2		6
OFFSIDES	1	4	0		5	4	1	0		5



PITTSBURGH PENGUINS VS 3
Boston Bruins 3

DATE: Nov. 19, 1997

PERIOD: 1 2 **(FINAL)** OT

GAME NUMBER	WIN	LOSE	TIE	POINTS
23	9	9	5	23
HOME GAME NO.	WIN	LOSE	TIE	POINTS
9	2	4	3	7
NHL GAME NO.	ATTENDANCE			
276	17,145 (SELLOUT)			

REFEREE: Don Koharski (12)
 LINESMEN: Brad Kovachik (11)
Brian Murphy (93)

PER	TEAM	SCORED BY	NO	ASSIST	ASSIST	TIME	PITTSBURGH	BOSTON	E	P	S
1	BOS	ALLISON	7	CARTER	DONATO	2:21	2-6-8-29-44	21-29-33-(11)-44	✓		
2	PGH	MOROZOV	6	OLCZYK	STRAKA	3:47	16-23-42-82-(95)	6-18-22-32-42	✓		
3	PGH	OLCZYK	8	STRAKA	TAMER	12:42	2-5-14-(16)-82	19-26-29-44-57	✓		
4	BOS	SWEENEY	1			4:48	2-6-16-82-95	21-(62)-33-41-77	✓		
5	PGH	WILKINSON	2	TAMER		7:25	2-(6)-16-29-44	19-26-32-44-57	✓		
6	BOS	BOURQUE	6	GILL	ALLISON	13:26	5-10-11-14-20	21-33-41-75-(7)	✓		
7											
8											
9											
10											
11											
12											
13											
14											
15											
16											
17											

SCORING BY PERIOD					SHOTS ON GOAL					POWER PLAY (GOALS / OPP)					PENALTIES / MINUTES								
	1ST	2ND	3RD	OT	TOT		1ST	2ND	3RD	OT	TOT		1ST	2ND	3RD	OT	TOT		1ST	2ND	3RD	OT	TOT
PGH	1	1	1	0	3	PGH	10	10	9	0	29	PGH	0/2	-	0/1	-	0/3	PGH	1/2	1/2	-	-	2/4
BOS	1	0	2	0	3	BOS	11	8	8	3	30	BOS	0/1	0/1	-	-	0/2	BOS	2/4	-	1/2	-	3/6

SHOTS PER PERIOD AND PLUS / MINUS												PENALTIES																
NO	PITTSBURGH	1	2	3	OT	T	+	-	NO	Boston	1	2	3	OT	T	+	-	PER	TEAM	PLAYER	MIN	OFFENSE	TIME					
2	Tamer				2	2	E	6	6	Thornton				3	-1			1	BOS	MALKOC	2	INTERFERENCE	08:45:56					
5	Werenka		1			1	G	12	12	Khrstuh				1	E			1	BOS	BAUMGARTNER	2	HIGH STICKING	11:30					
6	Wilkinson	3				4	-1	14	14	Samsarov				2	E			1	PGH	BROWN	2	CROSS CHECKING	18:10					
8	Valk	2				2	-1	16	16	Robitaille	1	2		3	E			2	PGH	WRIGHT	2	ROUGHING	2:42					
10	Francis					-1		18	18	McLaren					-1			3	BOS	SWEENEY	2	INTERFERENCE	08:10:37					
11	Kasparaitis	2	1			3	-1	19	19	Dumais	1	1		2	-2													
14	Barnes			2		2	G	21	21	Donato			1	1	+3													
16	Olczyk		1	2		3	+2	22	22	Baumgartner					-1													
17	P. Ferraro	1	2	1		4	E	26	26	Taylor					-2													
20	Lang	1				1	-1	29	29	Malkoc					E													
23	Clavessart						+1	32	32	Sweeney		3	1	4	-1													
29	Wright		1			1	E	33	33	Carter	2			1	+3													
33	Hicks		1			1	E	41	41	Allison	2			1	+3													
42	Gronman						+1	42	42	Sullivan			1	1	-1													
45	Brown		1			1	E	44	44	Elliott	2			2	-1													
57	C. Ferraro	1				1	E	57	57	Axelsson	1			1	-2													
82	Straka	1				1	+1	75	75	Gill			1	1	+1													
95	Morozov	1	1			2	E	77	77	Bourque	1	2		3	+2													
NO	GOALTENDER	1	2	3	OT	T	NO	GOALTENDER	1	2	3	OT	T	NO	GOALTENDER	1	2	3	OT	T	NO	GOALTENDER	1	2	3	OT	T	
35	Barrasso	SHOTS	11	8	8	3	30	35	Carey	SHOTS	10	10	9	0	29													
MIN	65:00	SAVES	10	8	6	3	27	MIN	65:00	SAVES	9	9	8	0	26													
1	Skudera	SHOTS						34	Dafre	SHOTS																		
MIN	DNP	SAVES						MIN	DNP	SAVES																		

NOTES:

THREE STARS	TEAM
1. Straka	PGH
2. Allison	BOS

OTTAWA SENATORS SCORE SHEET



SENATORS VS. PITTSBURGH

DATE: NOVEMBER 20/97

START: 7:38PM END: 10:08PM LOG: 2:30

Game No.	W	L	T	Points
23	9	9	4	22
Home Game No.	W	L	T	Points
12	5	5	1	11
Series	Attendance			
	14,097			

Referee: MICK McGEOUGH (19) Linesmen: JEAN MORIN (41) STEPHANE PROVOST (42) Video Goal Judge: RICHARD PARAKE

Goal	Per	Time	Team	Scored by	Assists	EPS	Players on Ice
1	1	3:00	PIT	CRONMAN (1)	OLAUSSON FRANCIS	H 5-7-22-29 V 10-14-16-23-42	
2	3	6:07	PIT	C.FERRARO (2)	HICKS P.FERRARO	H 6-10-19-15-33 V 23-17-33-39-42	
3							
4							
5							
6							
7							
8							
9							
10							
11							
12							
13							
14							
15							

PITTSBURGH 2

OTTAWA 0

FINAL

GOALS	1	2	3	OT	T
PENGUINS	1	0	1	-	2
OTTAWA	0	0	0	-	0

SHOTS ON GOAL	1	2	3	OT	T
PENGUINS	11	5	5	-	21
OTTAWA	9	10	8	-	27

POWERPLAYS	1	2	3	OT	T	MIN
PENGUINS	1/2	0/0	0/1	-	1/3	4:44
OTTAWA	0/1	0/2	0/2	-	0/0	7:55

PERALTIES	NO.	MIN	CRIL	MIN	PLD
PENGUINS	6	6	0	0	12:00
OTTAWA	5	5	0	0	10:00

THREE STARS
1. 35 PIT BARRASSO
2. 14 PIT BARNES
3. 11 PIT KASPARAITIS
SELECTED BY: RESEAU DES SPORTS

OTTAWA	SHOTS - +/-	PENGUINS	SHOTS - +/-
1 RHODES		35 BARRASSO	
2 PITLIK		2 TATER	
3 PHILLIPS	3 3	5 WERENKA	2
4 REDDEN	2 1	6 WILKINSON	
5 CUNNEYWORTH		8 VALK	
6 DAIGLE		10 FRANCIS	1 1
7 DACKELL	1	11 KASPARAITIS	1
8 BONK		14 BARNES	1 1 2
9 WLEACHERN		16 OLCZYK	1 1
10 EHOJTOR		17 FERRARO P.	
11 MURRAY		20 LANG	
12 YASHIN	2 1 3	23 OLAUSSON	2
13 ARVEDSON	1	29 WRIGHT	
14 VAN ALLEN		33 HICKS	1
15 LAUKKANEN		42 CRONMAN	2 1 3
16 LAMBERT	2	44 BROWN	
17 KAVCHUK	2 1 1	51 FERRARO C.	1 1
18 YORK	1	57 STRAKA	1
19 CIERNIK		95 MORDOBOV	
20 TUGNUTI		1 SKUDRA	

PER	TEAM	PLAYER	MIN	OFFENSE	TIME	PP
1	OTT	LAMBERT	2	HOOVERING	2:13	0
1	PIT	LAMBERT	2	INTERFERENCE	11:33	0
1	PIT	STRAKA	2	CROSS CHECKING	11:53	0
1	PIT	BROWN	2	GOALT. INTERF.	13:11	0
1	OTT	PHILLIPS	2	CROSS CHECKING	16:46	0
2	PIT	WERENKA	2	HOLDING	3:42	0
2	PIT	VALK	2	HOLDING THE STICK	9:59	0
2	PIT	C.FERRARO	2	HOOVERING	8:41	0
3	OTT	CUNNEYWORTH	2	HIGH STICKING	10:23	0
3	OTT	CUNNEYWORTH	2	HIGH STICKING	16:03	0
3	PIT	KASPARAITIS	2	HOOVERING	10:08	0

GOALTENDERS	MIN	SHOTS	SAVES	GA	EV
PENGUINS					
BARRASSO	60:00	27	27	0	0
OTTAWA					
RHODES	60:00	21	19	2	0

NOTES: PITTSBURGH HAD A GOAL REUSED AND GIVEN A PENALTY FOR GOALTENDER INTERFERENCE AT 13:11 OF 1ST PERIOD



PITTSBURGH PENGUINS VS 4
 New York Rangers 3

DATE: November 22, 1997

PERIOD: 1 2 **FINAL** OT

GAME NUMBER	WIN	LOSE	TIE	POINTS
25	11	9	5	27
HOME GAME NO.	WIN	LOSE	TIE	POINTS
10	3	4	3	9
REG. GAME NO.	ATTENDANCE			
294	15,438			

REFEREE: PAUL STEWART (22)
 LINESMEN: DAN MCCOURT (46)
 ANDY MCELMAN (90)

GOAL NO.	PER	TEAM	SCORED BY	NO	ASSIST	ASSIST	TIME	PITTSBURGH	NY RANGERS	E	P	S
1	1	NYR	LaFontaine	13	Leetch	Sweeney	14:40	5-11-29-33	2-9-16-27-37			✓
2	2	PGH	Werenka	1	Brown	Straka	8:30	5-6-20-44-82	2-18-23-24			✓
3	2	PGH	Hicks	2	C. Ferraro	P. Ferraro	10:13	5-11-17-33-57	2-5-24-27-99			✓
4	2	PGH	Barnes	5	Wilkinson		13:45	2-6-10-14-68	5-12-17-20-26			✓
5	3	NYR	Graves	5	LaFontaine	Kovalev	8:06	2-6-14-16	2-9-16-27-37			✓
6	3	NYR	Sweeney	4	LaFontaine	Karapovtsev	11:43	2-6-14-29-44	2-9-16-25-37			✓
7	OT	PGH	Jagr	8			:25	10-14-23-42-68	5-12-18-20-26			✓
8												
9												
10												
11												
12												
13												
14												
15												
16												
17												

SCORING BY PERIOD					SHOTS ON GOAL					POWER PLAY (GOALS / OFF)					PENALTIES / MINUTES							
	1ST	2ND	3RD	OT	TOT	1ST	2ND	3RD	OT	TOT	1ST	2ND	3RD	OT	TOT	1ST	2ND	3RD	OT	TOT		
PGH	0	3	0	1	4	PGH	5	9	10	1	25	PGH	0/1	1/2	0/1	- 1/4	PGH	1/2	-	1/2	-	2/4
NYR	1	0	2	0	3	NYR	4	7	10	0	21	NYR	1/1	-	1/1	- 2/2	NYR	2/4	1/2	1/2	-	4/8

SHOTS PER PERIOD AND PLUS / MINUS														PENALTIES									
NO	PITTSBURGH	1	2	3	OT	T	+	-	NO	NY RANGERS	1	2	3	OT	T	+	-	PER	TEAM	PLAYER	MIN	OFFENSE	TIME
2	TAMER	1				1	E	2	LEETCH	1	2			3	E	1	PGH	GRONMAN	2	HOLDING-OB	13:54		
5	WERENKA		1			1	E	5	SAMUELSSON						-3	1	NYR	DRIVER	2	TRIPPING	17:49		
6	WILKINSON			1		1	E	9	GRAVES		1	3		4	1	1	NYR	BEUKERBOOM	2	CROSS CHECKING	19:13		
10	FRANCIS	2				2	E	12	KANE						-2	2	NYR	SAMUELSSON	2	INTERFERENCE-OB	18:10		
11	KASPARAITIS		1			1	E	16	LaFontaine	1		1		2	1	3	PGH	GRONMAN	2	HOLDING-OB	21:59		
14	BARNES		1			1	E	17	STEVENS					1	-1	3	NYR	SWEENEY	2	HOLDING-OB	14:10		
16	OLCZYK			1		1	E	18	BEAG		1	1		2	-1								
17	P. FERRARO		1			1	E	20	SKANDLAND						-2								
20	LANG		1			1	E	21	LINDROM						E								
23	OLAUSSON		1			1	E	23	BEUKERBOOM						E								
29	WRIGHT			1		1	E	24	SUNDSTROM						-1								
33	HICKS	1	1	1		3	E	25	KARPOVTSOV		1			1	1								
42	GRONMAN		1			1	E	26	FINLEY						-2								
44	BROWN						-1	27	KOVALEV	2				2	-1								
57	C. FERRARO	2	2			4	E	28	STRAKA		1			1	E								
68	JAGR		1	1	1	3	E	33	DRIVER						E								
82	STRAKA						E	37	SWEENEY	1	1	1		3	1								
93	MOROZOV		2			2	E	99	GRATEKY	2				2	-1								
NO	GOALTENDER	1	2	3	OT	T		NO	GOALTENDER	1	2	3	OT	T									
25	BARRASSO	4	7	10	0	21	35	35	RICHTER	5	9	10	1	25									
MIN	60:25	3	7	8	0	18	MIN	60:22	5	6	10	0	21										
1	SKUDAA							31	MURKATTI														
MIN								MIN															

NOTES:

THREE STARS	TEAM
1. LaFontaine	NYR
2. Jagr	PGH
3. C. Ferraro	PGH



PITTSBURGH PENGUINS VS 5
BUFFALO SABRES 1

DATE: NOVEMBER 24, 1997

PERIOD: 1 2 FINAL

GAME NUMBER 26	WIN 12	LOSE 9	TIE 5	POINTS 29
HOME GAME NO. 11	WIN 4	LOSE 4	TIE 3	POINTS 11
NHL GAME NO. 306	ATTENDANCE 13,149			

REFEREE: ROB SHICK (16)
LINESMEN: DAN McCOURT (46)
ANDY McELMAN (90)

GOAL NO	PER	TEAM	SCORED BY	NO	ASSIST	ASSIST	TIME	PITTSBURGH	BUFFALO	E	P	S
1	1ST PD				No Scoring							
2	2	PGH	HATCHER	5	BROWN	WRIGHT	2:59	(4)-20-29-44-71	5-6-10-26-28	✓		
3	2	PGH	JAGR	9	FRANCIS	BARNES	7:28	4-10-14-42-(68)	4-6-9-19-81	✓		
4	2	BUF	AUDETTE	5	WOOLLEY	ZHITNIK	11:47	6-11-29-82	5-17-27-(28)-44		✓	
5	2	PGH	HATCHER	6	BARNES	JAGR	15:24	(4)-10-14-23-68	8-26-42-44	✓		
6	3	PGH	OLCZYK	9	SLEGR	OLAUSSON	5:38	(16)-20-23-44-71	17-22-42-44	✓		
7	3	PGH	Kasparaitis	1	HICKS	WILKINSON	19:39	6-(11)-29-33	12-26-28-42-44			✓
8												
9												
10												
11												
12												
13												
14												
15												
16												
17												

SCORING BY PERIOD					SHOTS ON GOAL					POWER PLAY (GOALS / OPP)					PENALTIES / MINUTES								
	1ST	2ND	3RD	OT	TOT		1ST	2ND	3RD	OT	TOT		1ST	2ND	3RD	OT	TOT		1ST	2ND	3RD	OT	TOT
PGH	0	3	2		5	PGH	8	17	20		45	PGH	0/2	1/2	1/2		2/6	PGH	1/2	2/12	4/8		7/22
BUF	0	1	0		1	BUF	7	9	6		22	BUF	-	1/1	0/3		1/4	BUF	3/6	3/14	2/15		8/35

SHOTS PER PERIOD AND PLUS / MINUS												PENALTIES											
NO	PITTSBURGH	1	2	3	OT	T	+	-	NO	BUFFALO	1	2	3	OT	T	+	-	PER	TEAM	PLAYER	MIN	OFFENSE	TIME
4	HATCHER		2			2	+2		4	WILSON			1		-1			1	BUF	AUDETTE	2	ROUGHING	2:27
6	WILKINSON		1			1	+1		5	WOOLLEY			1		-1			1	PGH	GRONMAN	2	ROUGHING	2:27
10	FRANCIS	1	2			3	+1		6	BOUGHNER	2		1		3	-2		1	BUF	BENCH	2	TOO MANY MEN	8:12
11	KASPARAITIS			3		3	+1		8	SHANNON	1		1		2	E		1	BUF	PECA	2	CROSS CHECKING	17:30
14	BARNES	1	1			2	+1		9	RASMUSSEN						-1		2	BUF	BARNABY	10	MISCONDUCT	2:25
16	OLCZYK	2	2	1		5	E		10	MAY						-1		2	PGH	HICKS	10	MISCONDUCT	2:25
17	P. FERRARO			1		1	E		12	BURRIDGE	3			3		-1		2	PGH	MOROZOV	2	CHARGING	11:09
20	LANG						+1		17	DAWE	1			1		E		2	BUF	ZHITNIK	2	HOLDING	12:44
23	OLAUSSON	1	1	2		4	E		18	GROSEK						E		2	BUF	HOLZINGER	2	TRIPPING	13:41
29	WRIGHT			1		1	+2		19	HOLZINGER			1		1	-1		3	BUF	BARNABY	5	SPEARING	2:49
33	HICKS			3		3	+1		22	PRIMEAU						E		3	BUF	BARNABY	10	GAME MISCONDUCT	2:49
	GRONMAN		2			2	+1		26	PLANTE	1			1		-2		3	PGH	WRIGHT	2	HOLDING THE STICK	2:49
44	BROWN	1	3			4	+1		27	PECA	2			2		E		3	PGH	JAGR	2	ILLEGAL STICK	9:58
57	C. FERRARO			1		1	E		28	AUDETTE	1	3	1	5		-2		3	PGH	WILKINSON	2	CROSS CHECKING	13:55
68	JAGR	1	4	1		6	+1		36	BARNABY						E		3	PGH	P. Ferraro	2	SLASH	18:55
71	SLEGR	1	1	1		3	+1		42	SMEHLIK						-1							
82	STRAKA		1	3		4	E		44	ZHITNIK	2			2		-1							
95	MOROZOV						E		81	SATAN						-1							

To: FAX CALLER

From: NHL Faxback

Period 1

- 1. CAR JEFF O'NEILL- JEFF BROWN, KEITH PRIMEAU (pp) 6:53
- ON ICE: SEAN BURKE, STEVE CHIASSON, SAMI KAPANEN
- PIT
- ON ICE: TOM BARRASSO, KEVIN HATCHER, JIRI SLEGR
- TYLER WRIGHT, ALEX HICKS

- 2. PIT STU BARNES- FREDRIK OLAUSSON 18:17
- ON ICE: TOM BARRASSO, ROB BROWN, BRAD WERENKA
- TYLER WRIGHT

- CAR
- ON ICE: SEAN BURKE, ADAM BURT, KEITH PRIMEAU
- SEAN HILL, JEFF O'NEILL, SAMI KAPANEN

Period 3

- 3. PIT FREDRIK OLAUSSON- ROBERT LANG 2:58
- ON ICE: TOM BARRASSO, ROB BROWN, BRAD WERENKA
- ALEX HICKS

- CAR
- ON ICE: SEAN BURKE, STEVE CHIASSON, STEPHEN LEACH
- FAUL RANHEIM, GLEN WESLEY, KENT MANDERVILLE

- 4. PIT ALEX HICKS (UNASSISTED) 6:48
- ON ICE: TOM BARRASSO, ROB BROWN, FREDRIK OLAUSSON
- ROBERT LANG, BRAD WERENKA

- CAR
- ON ICE: SEAN BURKE, JEFF BROWN, NELSON EMERSON
- ROBERT KRON, CURTIS LESCHYSHYN, GEOFF SANDERSON

- 5. CAR NELSON EMERSON- JEFF O'NEILL 19:59
- ON ICE: JEFF BROWN, STEVE CHIASSON, KEITH PRIMEAU
- SAMI KAPANEN

- PIT
- ON ICE: TOM BARRASSO, RON FRANCIS, KEVIN HATCHER
- JAROMIR JAGR, JIRI SLEGR, MARTIN STRAKA



PITTSBURGH PENGUINS VS 6
MONTREAL CANADIENS 3

DATE: November 29, 1997

PERIOD: 1 2 **FINAL**

GAME NUMBER 28	WIN 14	LOSE 9	TIE 5	POINTS 33
HOME GAME NO. 13	WIN 6	LOSE 4	TIE 3	POINTS 15
M.L. GAME NO. 337	ATTENDANCE 16,958 (SELLOUT)			

REFEREE: LANCE ROBERTS (20)
LINESMEN: JEAN MARTIN (41)
STEPHANE PROVOST (72)

NO	PER	TEAM	SCORED BY	NO	ASSIST	ASSIST	TIME	PITTSBURGH	MONTREAL	E	P	S
1	1	PGH	HATCHER	7	BARNES	FRANCIS	7:32	④-10-14-16-68	5-24-28-38			✓
2	1	PGH	STRAKA	7	HATCHER		15:16	4-20-71-⑧2	20-22-25-43-49			✓
3	1	MTL	STEVENSON	2	CORSON	THORNTON	16:37	11-23-29-33	22-23-24-②7-38			✓
4	2	PGH	BARNES	7	JAGR	FRANCIS	1:48	4-10-①4-16-68	5-24-28-34			✓
5	2	PGH	LANG	1	BROWN		2:31	5-②0-23-33-44	8-22-25-26-43			✓
6	2	MTL	KOIVU	7	BURE	CORSON	6:10	2-5-29-33	8-①1-20-27-38			✓
7	2	PGH	LANG	2	OLAUSSON	STRAKA	12:43	5-②0-23-44-82	5-12-27-38			✓
8	3	PGH	JAGR	10	FRANCIS	HATCHER	3:54	4-10-⑥8-71-95	12-20-24-34-43			✓
9	3	MTL	SAVAGE	6	QUINTAL		15:12	4-20-33-71-95	5-11-23-34-④9			✓
10												
11												
12												
13												
14												
15												
16												
17												

SCORING BY PERIOD					SHOTS ON GOAL					POWER PLAY (GOALS / OPP)					PENALTIES / MINUTES				
	1ST	2ND	3RD	OT	TOT		1ST	2ND	3RD	OT	TOT		1ST	2ND	3RD	OT	TOT		
PGH	2	3	1		6	PGH	7	13	7		27	PGH	1/1	2/3	0/1		3/5		
MTL	1	1	1		3	MTL	7	12	3		22	MTL	1/2	1/3	0/3		2/8		

SHOTS PER PERIOD AND PLUS / MINUS													PENALTIES										
NO	PITTSBURGH	1	2	3	OT	T	+	-	NO	MONTREAL	1	2	3	OT	T	+	-	PER	TEAM	PLAYER	MIN	OFFENSE	TIME
2	TAMER	1				1	E	5	QUINTAL								+	1	MTL	RECCHI	2	UNSPORTSMANLIKE CON.	7:04
4	HATCHER	1	2	1		4	+	8	RECCHI		1				1	-1	1	1	PGH	JAGR	4	HIGH STICKING	12:42
5	WERENKA					1	+	11	KOIVU	1	1				2	+	1	1	PGH	HATCHER	2	SLASHING	18:47
10	FRANCIS						+	12	TUCKER							-1	2	2	MTL	RUCINSKY	2	INTERFERENCE-OB	1:31
11	KASPARAITIS						E	20	BURE		1				1	-2	2	2	PGH	KASPARAITIS	2	ROUGHING	4:49
14	BARNES		2			2	E	22	MANSON	1	1				2	-2	2	2	MTL	MANSON	2	ROUGHING	6:55
16	OLCZYK		3			3	E	23	STEVENSON	1					1	+	1	2	MTL	MANSON	2	ROUGHING	11:50
17	P.FERRARO						E	24	THORNTON		1				1	-1	2	2	PGH	C.FERRARO	2	SLASHING	13:15
20	LANG	1	3			4	+	25	DAMPHOUSSE		1				1	-2	3	3	PGH	SLEGR	2	CROSS-CHECKING	0:52
23	OLAUSSON		1			1	+	26	RUCINSKY	1	2	1			4	-1	3	3	PGH	P.FERRARO	2	SLASHING	9:09
27	WRIGHT		1			1	E	27	CORSON		1				1	E	3	3	MTL	STEVENSON	2	HIGH STICKING	11:58
33	HICHS				1	1	E	28	BUREAU							E	3	3	PGH	WERENKA	2	BOARDING	16:48
44	BROWN		1	1		2	+	29	CLARK							E							
57	C.FERRARO		1			1	E	34	POPOVIC							E							
68	JAGR			2		2	+	38	MALAKHOV		2				2	E							
71	SLEGR	1				1	+	43	BRISEBOIS			3			3	-3							
82	STRAKA	2		1		3	+	49	SAVAGE			1	1		2	E							
15	MOROZOV						E	52	RIVET				1		1	E							
NO	GOALTENDER	1	2	3	OT	T			NO	GOALTENDER	1	2	3	OT	T								
35	BARRASSO	7	6			13			35	MOOG	7	3			10								
MIN	27:56	SAVES	6	5		11			MIN	22:31	SAVES	5	1		6								
1	SKUDRA	6	3			9			41	THIBAUT	10	7			17								
MIN	31:59	SAVES	6	2		8			MIN	27:29	SAVES	9	6		15								

NOTES:

THIBAUT REPLACED MOOG IN GOAL FOR MONTREAL AT 2:31 OF 2ND PD.
SKUDRA REPLACED BARRASSO IN GOAL FOR PITTSBURGH AT 8:01 OF 2ND PD.

THREE STARS	TEAM
1. LANG	PGH
2. FRANCIS	PGH



PITTSBURGH	W 15	L 9	T 5	PTS 36
CANADIEN	W 15	L 10	T 3	PTS 33
NHL NO. : 348	DATE: 12/01/97		ASSIST./ATTEND.: 19341	
ARBITRE/REFEREE	JUGES DE LIGNE/LINESMEN			
21DON VAN MASSENHO	35 PIERRE CHAMPOUX	GERARD GAUTHIER		

NO	PER	TEMPS	CLUB	COMPTÉ PAR	MENTIONS D'AIDE		E	AN	DN	JOUEURS SUR LA GLACE									
					ASSISTS					E	PP	SH	PLAYERS ON ICE						G
	R	TIME	TEAM	SCORED BY							H	V	11	23	10	69	95	35	
1	3	4:02	PIT	JAGR	(11)	MOROZOV	FRANCIS	X											
2																			
3																			
4																			
5																			
6																			
7																			
8																			
9																			
10																			
11																			
12																			
13																			
14																			
15																			
16																			

SOMMAIRE

RECAP

BUTS PAR PERIODE	1	2	3	P	T
PITTSBURGH	0	0	1		1
CANADIEN	0	0	0		0

LANCERS AU BUT

SHOTS ON GOAL

	1	2	3	P	T
PITTSBURGH	8	3	8		19
CANADIEN	12	10	3		25

JEU DE PUISSANCE

POWER PLAY

	1	2	3	P	T
PIT	BAN/PPG	0	0	0	0
	OCC/ATT	3	1	1	5
CANADIEN	BAN/PPG	0	0	0	0
	OCC/ATT	1	2	2	5

PUNITIONS/

PENALTIES

	NO	TOTAL
PITTSBURGH	5	10
CANADIEN	5	10

*** TROIS ETOILES/THREE STARS***

1 TOM BARRASSO

2 JAROMIR JAGR

3 JOCELYN THIBAUT

PAR/EY: PIERRE LADOCUR (LA PRESS)

NO	CANADIENS	LANCERS/SHOTS					NO	PITTSBURGH	LANCERS/SHOTS				
		1	2	3	OT	T			1	2	3	OT	T
5	QUINTAL	0	0	0	0	0	2	TAMER	0	0	0	0	0
22	MANSON	0	0	1	1	-1	4	HATCHER	0	0	0	0	0
34	POPOVIC	0	0	0	0	0	5	WERENKA	0	0	0	0	0
38	MALAKHOV	2	1	0	3	0	11	KASPARATIS	0	0	0	0	1
43	BRISEBOIS	2	1	0	3	-1	23	OLAUSSON	0	0	0	0	1
52	RIVET	0	0	0	0	0	71	SLEGR	0	2	1	3	0
8	RECCHI	0	0	0	0	0	10	FRANCIS	0	0	1	1	1
11	KOIVU	2	1	0	3	0	14	BARNES	2	0	1	3	0
20	BURE	1	0	0	1	0	16	OLCZYK	2	0	0	2	0
23	STEVENSON	2	0	0	2	0	20	LANG	1	0	0	1	0
24	THORNTON	0	0	1	1	0	29	WRIGHT	0	0	0	0	0
25	DAMPHOUSSE	0	1	0	1	-1	33	HICKE	0	0	1	1	0
26	RUCINSKY	1	1	1	3	-1	38	JOHANSSON	0	0	0	0	0
27	CORSON	0	2	0	2	0	44	BROWN	1	1	2	4	0
28	BUREAU	1	0	0	1	0	57	FERRARO	0	0	0	0	0
44	RICHER	1	2	0	3	0	68	JAGR	1	0	2	3	1
49	SAVAGE	0	1	0	1	-1	82	STRAKA	0	0	0	0	0
71	BORDELEAU	0	0	0	0	0	95	MOROZOV	1	0	0	1	1
41	THIBAUT	0	0	0	0	0	35	BARRASSO	0	0	0	0	0
35	MOOG	0	0	0	0	0	1	SKUDRA	0	0	0	0	0
NO	GARDIEN/GOALIE	MINS	LC	BC	FD	NO	GARDIEN/GOALIE	MINS	LC	BC	FD		
41	THIBAUT	59:00	19	1	0	35	BARRASSO	60:00	25	0	0		
35	MOOG	0:00	0	0	0	1	SKUDRA	0:00	0	0	0		

PUNITIONS / PENALTIES

P	CLUB	JOUEURS	M	PUNITIONS	TEMPS	AN
R	TEAM	PLAYERS	T	N PENALTIES	TIME	PP
1	PIT	WRIGHT	2	Holding stick Obs	4:05	M1
1	MTL	RIVET	2	B. élevé/H. stick	11:57	P1
1	MTL	RIVET	2	B. élevé/H. stick	11:57	P2
1	MTL	THORNTON	2	D.Coude/Elbowing	16:28	P3
2	PIT	OLAUSSON	2	Ent-Obst/Int-Obat	5:37	M2
2	PIT	KASPARATIS	2	Ent-Obst/Int-Obat	13:37	M3
2	MTL	THORNTON	2	Cinglé/Slashing	19:42	P4
3	PIT	BARRASSO	2	Retardé.M./Delay.	1:48	M4
3	MTL	THORNTON	2	Interf.Gar/goaler	4:41	P5
3	PIT	BARNES	2	Trébuché/Tripping	13:49	M5

NOTES / COMMENTS



PITTSBURGH PENGUINS VS 0
 NEW JERSEY DEVILS 4

DATE: DECEMBER 4, 1997

PERIOD: 1 2 **FINAL**

GAME NUMBER	WIN	LOSE	TIE	POINTS
30	15	10	5	35
HOME GAME NO.	WIN	LOSE	TIE	POINTS
14	6	5	3	15
NHL GAME NO.	ATTENDANCE			
365	13,194			

REFEREE: Mick McGeough (19)

LINESMEN: Pierre Champoux (35)

Gerard Gauthier (36)

GOAL NO.	PER	TEAM	SCORED BY	NO	ASSIST	ASSIST	TIME	PITTSBURGH	NEW JERSEY	E	P	S
1	1	NJ	GUERIN	2	STEVENS		19:48	4-38-71-82	4-(2)-24-93	✓		
2	2	NJ	ELIAS	10	MCKAY	Gilmour	9:01	4-10-14-68-71	4-21-(26)-27-93	✓		
3	2	NJ	MORRISON	1	OBELEIN	STEVENS	12:37	2-4-10-68-71	4-(9)-10-24-26	✓		
4	3	NJ	CARPENTER	5	DEAN		8:44	4-10-44-68-71-82	4-14-(19)-28	ENG	✓	
5												
6												
7												
8												
9												
10												
11												
12												
13												
14												
15												
16												
17												

SCORING BY PERIOD					SHOTS ON GOAL					POWER PLAY (GOALS / OPP)					PENALTIES / MINUTES								
	1ST	2ND	3RD	OT	TOT		1ST	2ND	3RD	OT	TOT		1ST	2ND	3RD	OT	TOT		1ST	2ND	3RD	OT	TOT
PGH	0	0	0		0	PGH	10	9	9		28	PGH	0/3	0/2	0/2		0/7	PGH	4/11	6/18	4/16		14/45
NJ	1	2	1		4	NJ	4	9	7		20	NJ	0/2	0/2	0/2		0/6	NJ	5/13	5/16	5/18		15/47

SHOTS PER PERIOD AND PLUS / MINUS													PENALTIES								
NO	PITTSBURGH	1	2	3	OT	T	+/-	NO	NEW JERSEY	1	2	3	OT	T	+/-	PER	TEAM	PLAYER	MIN	OFFENSE	TIME
2	TAMER		1			2	-1	2	SOURAY						E	1	NJ	OBELEIN	5	FIGHTING	2:54
4	HATCHER		1	2		3	-4	4	STEVENS						+1	1	PGH	TAMER	5	FIGHTING	2:34
5	WERENKA	1				2	E	5	SUTTON		1				1	1	PGH	SLEGR	2	HOLDING-OB	4:43
8	YALK		1			1	E	9	MORRISON		1				+1	1	NJ	NIEDERMAYER	2	ROUGHING	7:01
10	FRANCS	1	1			2	-3	10	PEDERSON		1				+1	1	NJ	OLIWA	2	ROUGHING	11:39
11	KASPARIKIS						E	12	GUERIN	1	1				+1	1	PGH	JAGR	2	HOOKING-OB	13:43
14	BARNES	3				3	-1	14	ROLSTON	1					+1	1	NJ	SOURAY	2	HIGH STICKING	15:47
17	C.FERRARO	1				1	E	16	HOLIK		1				E	1	NJ	SOURAY	2	ROUGHING	18:44
20	LANE		1			1	E	19	CARPENTER		1				+1	1	PGH	C.FERRARO	2	SLASHING	18:44
23	OLAUSSON						E	21	MCKAY	1					+1	2	NJ	OLIWA	5	FIGHTING	2:04
23	WRIGHT						E	23	ANDREYCHUK	2					2	2	PGH	TAMER	5	FIGHTING	2:04
38	JOHANSSON		2			2	-1	24	OBELEIN						+2	2	PGH	OLAUSSON	2	INTERFERENCE-OB	5:07
44	BROWN	1	1			2	-1	25	ZELEPUKIN						E	2	PGH	TAMER	2	ROUGHING	10:32
57	C.FERRARO	2	1			3	E	26	ELIAS	1	1				+2	2	NJ	GUERIN	2	ROUGHING	15:13
60	JAGR	1				1	-3	27	NIEDERMAYER		1				+1	2	NJ	GUERIN	5	FIGHTING	15:13
71	SLEGR	2	1			3	-4	28	DEAN	2					+1	2	PGH	SLEGR	5	FIGHTING	15:13
82	STRAKA	1	1			2	-2	29	OLIWA		2				E	2	NJ	SUTTON	2	ROUGHING	17:43
95	MOROZOV						E	93	GILMOUR	1					+2	2	NJ	MCKAY	2	HIGH STICKING	17:43
NO	GOALTENDER	1	2	3	OT	T	NO	GOALTENDER	1	2	3	OT	T			2	PGH	BROWN	2	BOARDING	17:43
35	BARRASSO	SHOTS	4	9	7	20	30	BRODEUR	SHOTS	10	9	9	28	28		2	PGH	HATCHER	2	HOOKING	18:11
MIN	59:50	SAVES	3	7	6	16	MIN	60:00	SAVES	10	9	9	28	28		3	NJ	OBELEIN	2	CROSS-CHECKING	8:01
1	SKUDRA	SHOTS					1	DUNHAM	SHOTS							3	PGH	WRIGHT	2	HIGH STICKING	14:25
MIN		SAVES					MIN		SAVES							3	NJ	OLIWA	2	ROUGHING	16:57

NOTES:

3	NJ	Pederson	2	ROUGHING	19:49
3	NJ	Oliwa	2	ROUGHING	19:49
3	NJ	Oliwa	10	MISCONDUCT	19:49
3	PGH	Kasparaitis	2	SLASHING	19:49
3	PGH	TAMER	2	ROUGHING	19:49
3	PGH	TAMER	10	MISCONDUCT	19:49

THREE STARS	TEAM
1. BRODEUR	NJ
2. STEVENS	NJ



PITTSBURGH PENGUINS VS 5
MIGHTY DUCKS OF ANAHEIM 2

DATE: DECEMBER 6, 1997

PERIOD: 1 2 (FINAL)

GAME NUMBER	WIN	LOSE	TIE	POINTS
31	16	10	5	37
HOME GAME NO.	WIN	LOSE	TIE	POINTS
15	7	5	3	17
NHL GAME NO.	ATTENDANCE			
377	15,216			

REFEREE: DENIS LA RUE (14)
LINESMEN: PIERRE CHAMPOUX (35)
GERARD GAUTHIER (36)

GOAL NO.	PER	TEAM	SCORED BY	NO	ASSIST	ASSIST	TIME	PITTSBURGH	ANAHEIM	E	P	S
1	1	ANA	SELANNE	24	PRONGER	MIRONOV	6:33	4-14-20-71	(8)-10-15-17-36			✓
2	1	PGH	SLEGR	3	HATCHER	FRANCIS	6:45	4-10-14-68-71	2-13-18-19-23			✓
3	1	PGH	JOHANSSON	4	MOROZOV	KASPARAITIS	13:39	5-11-38-57-95	2-18-19-33-40			✓
4	2	PGH	JAGR	12	FRANCIS	OLAUSSON	9:26	2-5-10-23-68	13-18-19-24-33			✓
5	2	PGH	FRANCIS	9	MOROZOV	JAGR	10:15	5-10-68-71-95	13-15-18-19-33			✓
6	2	ANA	SANDSTROM	6	SELANNE		18:58	4-10-14-44-68	8-(17)-23-36			✓
7	3	PGH	JAGR	13	FRANCIS	BARNES	9:58	4-10-14-(68)-71	2-10-17-19-34			✓
8												
9												
10												
11												
12												
13												
14												
15												
16												
17												

SCORING BY PERIOD					SHOTS ON GOAL					POWER PLAY (GOALS / OPP)					PENALTIES / MINUTES								
	1ST	2ND	3RD	OT	TOT		1ST	2ND	3RD	OT	TOT		1ST	2ND	3RD	OT	TOT		1ST	2ND	3RD	OT	TOT
PGH	2	2	1		5	PGH	4	9	4		17	PGH	0/1	0/1	0/2		0/4	PGH	6/17	2/4	3/6		11/27
ANA	1	1	0		2	ANA	8	12	7		27	ANA	1/3	0/3	0/3		1/9	ANA	4/11	2/4	1/2		7/17

SHOTS PER PERIOD AND PLUS / MINUS												PENALTIES												
NO	PITTSBURGH	1	2	3	OT	T	+	-	NO	ANAHEIM	1	2	3	OT	T	+	-	PER	TEAM	PLAYER	MIN	OFFENSE	TIME	
2	TAMER		1			1	+1	-2	2	DOLLAS						-3	-1	1	PGH	WERENKA	2	HOLDING THE STICK	6:01	
4	HATCHER			1		1	+1	-8	8	SELANNE	1	1	2	4	+7	-1	1	ANA	CULLEN	2	HOOKING	7:25		
5	WERENKA						+3	-10	10	PRONGER	2	2		4	-1	-3	-1	1	PGH	VALK	2	HIGH STICKING	10:14	
8	VALK						E	-13	13	DRURY						-3	-1	1	ANA	MARSHALL	2	ROUGHING	16:14	
10	FRANCIS		2			2	+3	-14	14	SACCO	1	1	1	3	E	-1	1	1	ANA	STEVENSON	5	FIGHTING	16:14	
11	KASPARAITIS						+1	-15	15	MIRONOV	1	1	1	3	-1	-1	-1	1	PGH	C.FERRARO	2	CROSS CHECKING	16:14	
14	BARNES	1				1	+1	-17	17	SANDSTROM	1	2		3	E	-1	-1	1	PGH	JOHANSSON	2	ROUGHING	16:14	
17	P.FERRARO				1	1	E	-18	18	JANSENS						-4	-1	1	PGH	TAMER	5	FIGHTING	16:14	
20	LANG						E	-19	19	NICLSEN		1		1	-5	-1	-1	1	ANA	PRONGER	2	HIGH STICKING	20:00	
23	OLAUSSON						+1	-20	20	RUCCHIN		1		1	E	-1	-1	1	PGH	KASPARAITIS	4	HIGH STICKING	20:00	
29	WRIGHT		1			1	+1	-23	23	MARSHALL		1		1	E	-1	-1	2	PGH	TAMER	2	SLASHING	7:21	
38	JOHANSSON	1				1	+1	-24	24	SAGEI		1		1	-1	-1	-1	2	PGH	JAGR	2	ILLEGAL STICK	15:01	
44	BROWN		2			2	-1	-33	33	KARPA						-3	-2	2	ANA	DOLLAS	2	HOOKING	17:27	
57	C.FERRARO						+1	-34	34	TREBIL		1	3	4	-1	-2	-2	2	ANA	MARSHALL	2	CROSS CHECKING	19:58	
68	JAGR		3	3		6	+3	-36	36	DAIGNEAULT						+1	-3	3	PGH	SLEGR	2	HOLDING	4:51	
71	SLEGR	1				1	+3	-40	40	STEVENSON		1		1	-1	-3	-3	3	PGH	TAMER	2	HIGH STICKING	11:21	
82	STRAKA						E	-44	44	AALTO		1		1	E	-1	-3	3	PGH	KASPARAITIS	2	HIGH STICKING	12:53	
95	MOROZOV						+2	-45	45	CULLEN						E	-3	3	ANA	SANDSTROM	2	ROUGHING	16:56	
NO	GOALTENDER	1	2	3	OT	T	NO	GOALTENDER	1	2	3	OT	T											
1	SKUDRA	SHOTS	8	12	7	27	31	HEBERT	SHOTS	4	9	4	17											
MIN	60:00	SAVES	7	11	7	25	MIN	60:00	SAVES	2	7	3	12											
35	BARRASSO	SHOTS					35	SHTALENKOV	SHOTS															
MIN	DNP	SAVES					MIN	DNP	SAVES															

NOTES:

THREE STARS	TEAM
1. JAGR	PGH
2. FRANCIS	PGH

SENT BY:
VISITOR

9-97 11:56PM LOS ANGELES KINGS PR

14126421322;# 1/ 2
HOME

Game Summary

Game 0393
Tuesday, December 9, 1997
7:38 PM PT at Great Western Forum
Attendance 12,055
FINAL



LOS ANGELES KINGS
Game 30 Home Game 14

PITTSBURGH PENGUINS
Game 32 Away Game 17

SCORING SUMMARY

G	Per	Time	Team	Goal Scorer	Assist	Assist	PIT	L.A.	STR
1	1	18:32	PIT	14 BARNES	44 BROWN	68 JAGR	14 4 10 35 44 68	3 4 23 35 44	PP
2	2	6:03	PIT	44 BROWN	68 JAGR	10 FRANCIS	44 4 10 14 35 68	3 4 22 35 42	PP
3	2	7:20	L.A.	9 TSYPLAKOV	28 BOUCHER	23 JOHNSON	4 10 14 35 68 71	8 14 23 28 35 44	EV

PITTSBURGH PENGUINS

#	Per	Time	Player	PIM	Penalty
1	3	4:11	14 BARNES	2:00	Hooking
2	3	7:29	44 BROWN	2:00	Kneeing

LOS ANGELES KINGS

#	Per	Time	Player	PIM	Penalty
1	1	5:08	19 COURTHALL	2:00	Holding - Obstruction
2	1	7:37	20 ROBITAILLE	2:00	Tripping - Obstruction
3	1	10:29	28 BOUCHER	2:00	Board check
4	1	18:16	22 LAPERRIERE	2:00	Holding
5	2	5:16	14 NORSTROM	2:00	Hooking
6	2	7:51	9 TSYPLAKOV	2:00	Holding
7	3	10:08	27 MURRAY	2:00	Holding stick - Obstruction
8	3	15:36	4 BLAKE	2:00	Tripping - Obstruction

GOALS BY PER.

	PIT	LA
1	1	0
2	1	1
3	0	0
T	2	1

SHOTS ON GOAL

	PIT	LA
1	9	3
2	13	11
3	4	10
T	26	24

PENALTIES-MIN

	PIT	LA
1	0-0	4-8
2	0-0	2-4
3	2-4	2-4
T	2-4	8-16

POWERPLAY (GOALS-OPP)

	PIT	LA
1	1-4	0-0
2	1-2	0-0
3	0-2	0-2
T	2-8	0-2
Time	13:03	4:00

GOALIES (GOALS-SHOTS AGAINST)

	1	2	3	T	Time
PIT(W) BARRASSO	0-3	1-11	0-10	1-24	60:00
L.A.(L) FISET	1-8	1-13	0-4	2-25	59:18

THREE STARS

1 PIT	44 BROWN
2 PIT	68 JAGR
3 LA	35 FISET

by: N.A.

OFFICIALS

Referee:	Paul Stewart
Linesman:	Shane Heyer
Linesman:	Baron Parker
Official Scorer:	Gary Evans
Supervisor:	Bill Meuris

SENT BY:

9-97 11:57PM LOS ANGELES KING PR

14126421322;# 2/ 2 HOME



PITTSBURGH PENGUINS
Game 32 Away Game 17

Event Summary

Game 0393
Tuesday, December 9, 1997
7:38 PM PT at Great Western Forum
Attendance 12,055
FINAL



LOS ANGELES KINGS
Game 30 Home Game 14

		PITTSBURGH PENGUINS			SHOTS														
		+/-	TOI	SHF	1	2	3	OT	T	MS	FW	FL	F%	PN	PM	HT	TK	GV	BS
1	G	SKUDRA, PETER		0:00															
35	G	BARRASSO, TOM		60:00															
2	D	TAMER, CHRIS	E	14:37	18	1	1			2	2							3	
4	D	HATCHER, KEVIN	-1	21:30	25			1		1							1		
5	D	WERENKA, BRAD	E	22:33	24	1		1		2								2 1	
6	D	WILKINSON, NEIL	E	8:31	14												1	2 1	
8	L	VALK, GARRY	E	8:24	9		2			2	1					1		1	
10	C	FRANCIS, RON	-1	24:18	28	1	1			2		6	12	33				1	
11	D	KASPARAITIS, DARIUS	E	15:54	23														
14	C	BARNES, STU	-1	23:15	28	1	1			2	2	9	7	56	1	2	1	1	
15	C	DOME, ROBERT	E	10:04	12					2									
20	C	LANG, ROBERT	E	19:15	29		1			1		11	9	55					
23	D	OLAUSSON, FREDRIK	E	13:30	18	1				1	1					2		3	
28	C	WRIGHT, TYLER	E	8:46	11		1			1	1	2	2	50				1	
38	C	JOHANSSON, ANDREAS	E	17:21	28						1	1		100			2	2 1	
44	R	BROWN, ROB	E	23:39	29		2	2		4	1					1	2	1 4 1	
66	R	JAGR, JAROMIR	-1	25:11	26	2	2			4	5								
71	D	SLEGR, JIRI	-1	17:19	23	2	2			4									
82	C	STRAKA, MARTIN	E	14:11	20							6	4	60					
85	R	MOROZOV, ALEXEI	E	9:28	14													1	
		TEAM TOTALS	-5			9	13	4	0	25	17	35	34	51	2	4	9	9 17 7	

		LOS ANGELES KINGS			SHOTS														
		+/-	TOI	SHF	1	2	3	OT	T	MS	FW	FL	F%	PN	PM	HT	TK	GV	BS
31	G	CHABOT, FREDERIC		0:00															
35	G	FISET, STEPHANE		59:18															
3	D	GALLEY, GARRY	E	24:36	24		1	1		2	2							1	
4	D	BLAKE, ROB	E	24:02	25		1			1	2				1	2	2	2 1	
5	D	BERG, AKI	E	12:26	17										1	2	7	1 1 1	
6	D	O'DONNELL, SEAN	E	20:18	28			2		2	1					2		1	
9	L	TSYPLAKOV, VLADIMIR	+1	17:28	19		2			2	1							1	
10	C	MACLEAN, DONALD	E	11:57	15		2			2					1	2		1	
12	C	VOPAT, ROMAN	E	6:55	12			1		1						1		1	
14	D	NORSTROM, MATTIAS	+1	19:52	22						1	1	4	20		2			
15	C	STUMPPEL, JOZEF	E	20:18	21							12	11	52					
17	L	JOHNSON, MATT	E	1:15	2													2 1	
19	R	COURTNALL, RUSS	E	12:59	19	1		1		2					1	2	2	2 2	
20	L	ROBITAILLE, LUC	E	20:12	21	1	2			3	4				1	2		1	
22	C	LAPERRIERE, IAN	E	11:03	17		1			1		5	9	36	1	2	2	2	
23	L	JOHNSON, CRAIG	+1	18:19	20			1		1								1	
27	R	MURRAY, GLEN	E	17:04	20														
28	D	BOUCHER, PHILIPPE	+1	19:42	21	1	1	1		3					1	2		1 2	
42	L	BYLSMA, DAN	E	9:40	16							1	0			1	2	2	
44	C	PERREAULT, YANIC	+1	24:00	29		1	3		4		16	10	81				1	
		TEAM TOTALS	5			3	11	10	0	24	11	34	35	48	8	16	21	11 14 10	

TK = Time On Ice SHF = # of Shifts MS = Missed Shots FW = Faceoffs Won FL = Faceoffs Lost F% = Faceoff Win Percentage
PN = Number of Penalties PIM = Penalty Minutes HT = Hits Given TK = Takeaways GV = Giveaways BS = Blocked Shots

The NHL Game Report is provided courtesy of the NHL to members of the accredited media for their exclusive use for news and editorial purposes only and not for any commercial purposes. Any use or distribution of this material for a commercial purpose without the express written permission of the NHL is prohibited.



Mighty Ducks of Anaheim vs. Pittsburgh Penguins

	W	L	T	PTS
SEASON	11	15	6	28
HOME	4	8	3	11
ATTENDANCE:	17,036			
REFEREE:	Rob Shick			
LINESMEN:	Lonnie Cameron, Brad Lazarovich			

DATE: 12-10-97

GAME# 32
HOME GAME# 15
NHL GAME# 402

ANA-PIT

#	GAME SCORE	TIME	TEAM	GOAL	ASSISTS	DUCKS ON ICE	VISITORS ON ICE	P	TEAM	PLAYER	MIN	OFFENSE	TIME	SERVED	IF PP OPP
1	0-1	14:48	PIT	E Jaqr (14)	—	14 10 8	14 10 (68)	1	PIT	Valk	2	Roughing	7:38		✓
						30 34	71 4	1	ANA	Salei	2	Hooking	13:47		✓
2	0-2	19:47	PIT	PP Jaqr (15)	Brown Francis Straka	26 24	14 10 (68)	1	ANA	Janssens	2	Late w/ goalie	11:23		✓
						15 2	4 44	2	PIT	C. Ferraro	2	Tripping	5:12		✓
3	0-3	11:23	PIT	E Dome (1)	Straka	44 18 15	(15) 82 95	2	PIT	Tamer	2	Slashing	12:40		✓
						2 36	71 6	3	PIT	Tamer	5	Fighting	12:40	95	✓
								2	PIT	Tamer	10	Gen. Mist.	12:40		
								2	ANA	Stevenson	2	Unsp. Cond.	12:40		
								3	ANA	Ruchel	2	Elbowing	7:10		✓
								3	ANA	Dvny	2	Roughing	14:42		✓
								3	ANA	Ruchel	2	High-Stick	18:41		✓
								3	ANA	Ruchel	2	High-Stick	18:41		✓
								3	ANA	Marshall	2	Elbowing	18:41		✓
								3	PIT	Kasparaitis	2	Charging	18:41		✓
								3	PIT	Kasparaitis	2	Roughing	18:41		✓

#	MIGHTY DUCKS	SHOTS						#	VISITORS	SHOTS					
		1	2	3	OT	T	W			1	2	3	OT	T	W
2	B. Dallas						-1	2	C. Tamer						E
3	T. Selanne	1	1	1		3	-1	4	R. Hatcher		1	1		2	+1
10	S. Pronger	1				1	-1	5	R. Wernke						E
12	K. Todd						E	6	N. Wilkinson						+1
13	T. Dvny	2	1	1		4	E	8	G. Valk	2				2	E
14	J. Sarco	1				1	-1	10	R. Francis		1			1	H
15	D. Miranov		1	1		2	-1	11	D. Kasparaitis	2				2	E
16	W. Ruchel		1			1	E	14	S. Barraso	3	2			5	H
17	T. Sandstrom						E	15	R. Dome		1			1	H
18	M. Janssens	1	1			2	-1	20	R. Ljung						E
20	S. Ruschin		1			1	E	29	T. Wright		1			1	E
23	J. Marshall	1	1	2		4	E	38	A. Janssens						E
37	R. Salei		2	2		4	E	44	R. Brown						E
38	D. Tebel						-1	57	C. Ferraro						E
36	J. J. Daigneart	1				1	-2	68	J. Jaqr	4	3			7	H
40	J. Stevenson	2				2	E	71	J. Siegr						H
44	A. Aalto						-1	82	M. Straka		1			1	H
45	M. Cullen		1	1		2	E	95	A. Morozov		1			1	H
	TOTAL	9	11	3		25		TOTAL	11	4	8		23		

GOALS BY PERIOD				
	1	2	3	OT F
Visitors	1	0	1	3
DUCKS	0	0	0	0
SHOTS ON GOAL				
	1	2	3	OT F
Visitors	11	4	8	23
DUCKS	9	16	8	28
PPG / ATT				
	1	2	3	OT F
Visitors	1-2	0-0	0-3	1-5
DUCKS	0-1	0-2	0-0	0-3
PEN / MIN				
	1	2	3	OT F
Visitors	1-2	4-9	2-4	7-20
DUCKS	2-4	3-2	5-10	8-16

NOTES: * Dome's goal is first career NHL point
* Shutout is 4th in last 5 road games for Barraso

THREE STARS		
1.	Jaqr - PIT	
2.	Barraso - PIT	
3.	Dome - PIT	

DUCKS					SAVES				
NO	GOALTENDER	MIN	GA	1	2	3	OT	T	
35	M. Shtalenkov	60	3	9	4	7		20	

VISITORS					SAVES				
NO	GOALTENDER	MIN	GA	1	2	3	OT	T	
35	T. Barraso	60	0	9	11	8		28	

VISITOR

TAMPA BAY LIGHTNING
Game 32 Away Game 20

Event Summary

Game 0432
Tuesday, December 16, 1997
7:00 PM ET at Civic Arena
Attendance 15,415
FINAL

HOME

PITTSBURGH PENGUINS
Game 35 Home Game 16

		TAMPA BAY LIGHTNING	+/-	TOI	SHF	SHOTS					MS	FW	FL	F%	PN	PIM	HT	TK	GV	BS
						1	2	3	OT	T										
32	G	SCHWAB, COREY		0:00																
93	G	PUPPA, DAREN		64:58																
4	D	CROSS, CORY	E	15:47	24		1	1		2						2			1	
5	D	ULANOV, IGOR	E	20:56	24	1				1				1	2	4	3	1	5	
6	D	NORTON, JEFF	E	13:33	20		1	1		2								1		
7	L	ZAMUNER, ROB	+1	23:03	24	2				2	2		100							
14	D	DYKHUIS, KARL	+1	27:12	30	1		1		2						1	2	1	1	
15	L	YSEBAERT, PAUL	E	23:49	25	1				1	9	13	40					1	2	
18	C	LANGKOW, DAYMOND	E	22:38	23		3	3		6	10	9	52			2	2			
21	R	VUKOTA, MICK	E	11:09	13					1						3	1		1	
22	R	CICCARELLI, DINO	E	18:33	23			1		1		1	0						1	
24	L	WIEMER, JASON	E	19:19	22	1		2		3	1							1	1	
25	C	EGELAND, ALAN	E	7:56	12		1			1				1	2					
28	L	POULIN, PATRICK	E	12:46	14		1	2		3									1	
29	R	SELIVANOV, ALEXANDER	E	17:18	16			3		3				2	15	2		2		
33	D	RACINE, YVES	+1	29:00	31					1						4	1		1	
34	R	ANDERSSON, MIKAEL	+1	14:21	19	1	2		1	4	7	4	63				1	1		
36	L	DEBRUSK, LOUIE	E	7:29	10			1		1				1	2		1			
44	D	HAMRLIK, ROMAN	E	23:12	24		1			1	2			1	2	1		1	2	
79	C	VOJTEK, VLADIMIR	E	8:53	11	1	1	1		3	2	5	28					1		
		TEAM TOTALS	4			8	11	16	1	36	9	30	32	48	6	23	19	11	11	15

		PITTSBURGH PENGUINS	+/-	TOI	SHF	SHOTS					MS	FW	FL	F%	PN	PIM	HT	TK	GV	BS
						1	2	3	OT	T										
1	G	SKUDRA, PETER		0:00																1
35	G	BARRASSO, TOM		65:00																
2	D	TAMER, CHRIS	E	16:03	22											2			2	
4	D	HATCHER, KEVIN	-1	28:39	25		2			2							1	2	1	1
5	D	WERENKA, BRAD	E	24:11	26		1			1	3					1	2	2	1	
6	D	WILKINSON, NEIL	E	15:13	20		1			1	1					2	1	2		
8	L	VALK, GARRY	E	4:06	5											2	1			
10	C	FRANCIS, RON	-1	27:51	26			1	1	2	1	3	50					2	2	2
11	D	KASPARAITIS, DARIUS	E	19:59	20									1	5	5	1	1	5	
14	C	BARNES, STU	-1	25:45	27	1				1		17	9	65		1	1	1	1	
15	C	DOME, ROBERT	E	11:58	13						2							1		
20	C	LANG, ROBERT	E	18:28	22		2			2	1	9	6	60				1	1	
23	D	OLAUSON, FREDRIK	E	21:53	24			1		1	1					1		3	2	
24	D	MORAN, IAN	E	7:07	8											2				
29	C	WRIGHT, TYLER	E	7:45	10						1	6	14			1			1	
38	C	JOHANSSON, ANDREAS	E	11:10	16	1				1				2	4	1				
44	R	BROWN, ROB	-1	19:10	20		1	1		2	2					2	2	1		
68	R	JAGR, JAROMIR	-1	27:21	24	1	3			4				1	2	1		4		
82	C	STRAKA, MARTIN	E	21:14	25	1				1	2	6	25					1	1	
95	R	MOROZOV, ALEXEI	E	11:04	12		2			2						1	1			
		TEAM TOTALS	-5			4	12	3	1	20	11	32	30	52	4	11	22	14	19	16

TOI=Time On Ice SHF=# of Shifts MS=Missed Shots FW=Faceoffs Won FL=Faceoffs Lost F%=Faceoff Win Percentage
PN=Number of Penalties PIM=Penalty Minutes HT=Hits Given TK=Takeaways GV=Giveaways BS=Blocked Shots

VISITOR



TAMPA BAY LIGHTNING
Game 32 Away Game 20

Game Summary

Game 0432
Tuesday, December 16, 1997
7:00 PM ET at Civic Arena
Attendance 15,415
FINAL

HOME



PITTSBURGH PENGUINS
Game 35 Home Game 16

SCORING SUMMARY

G	Per	Time	Team	Goal Scorer	Assist	Assist	T.B	PIT	STR
1	1	11:53	T.B	7 ZAMUNER	34 ANDERSSON		7 14 33 34 93	4 10 14 35 44 68	SH
2	2	11:05	PIT	68 JAGR	14 BARNES	4 HATCHER	14 15 28 33 93	68 4 10 14 35 44	PP

TAMPA BAY LIGHTNING

#	Per	Time	Player	PIM	Penalty
1	1	11:36	36 DEBRUSK	2:00	Tripping
2	2	9:22	44 HAMRLIK	2:00	Holding
3	2	12:42	25 EGELAND	2:00	Slashing
4	3	13:53	29 SELIVANOV	5:00	Fighting (maj)
5	3	13:53	29 SELIVANOV	10:00	Game misconduct
6	3	19:41	5 ULANOV	2:00	Roughing

PITTSBURGH PENGUINS

#	Per	Time	Player	PIM	Penalty
1	2	12:42	38 JOHANSSON	2:00	Roughing
2	3	11:56	38 JOHANSSON	2:00	Tripping
3	3	13:53	11 KASPARAITIS	5:00	Fighting (maj)
4	3	19:41	68 JAGR	2:00	Roughing

GOALS BY PER.

	T.B	PIT
1	1	0
2	0	1
3	0	0
4	0	0
T	1	1

SHOTS ON GOAL

	T.B	PIT
1	8	4
2	11	12
3	16	3
4	1	1
T	36	20

PENALTIES-MIN

	T.B	PIT
1	1-2	0-0
2	2-4	1-2
3	3-17	3-9
4	0-0	0-0
T	6-23	4-11

POWERPLAY (GOALS-OPP)

	T.B	PIT
1	0-0	0-1
2	0-0	1-1
3	0-1	0-0
4	0-0	0-0
T	0-1	1-2
Time	2:00	3:43

GOALIES (GOALS-SHOTS AGAINST)

	1	2	3	OT	T	Time
T.B(T) PUPPA	0-4	1-12	0-3	0-1	1-20	64:58
PIT(T) BARRASSO	1-8	0-11	0-16	0-1	1-36	65:00

THREE STARS

1 PIT	35 BARRASSO
2 PIT	68 JAGR
3 T.B	7 ZAMUNER

by:

OFFICIALS

Referee: Paul Devorski
Linesman: Brian Murphy
Linesman: Mark Pare



PITTSBURGH PENGUINS
Game 36 Away Game 20

Game Summary

Game 0453
Friday, December 19, 1997
7:08 PM MT at McNichols Sports Arena
Attendance 16,061
FINAL



COLORADO AVALANCHE
Game 37 Home Game 17

SCORING SUMMARY

G	Per	Time	Team	Goal Scorer	Assist	Assist	PIT	COL	STR
1	2	0:36	COL	19 SAKIC	18 DEADMARSH	8 OZOLINSH	4 24 35 71 82	19 8 18 21 22 33	PP
2	2	2:26	PIT	8 VALK	29 WRIGHT	24 MORAN	8 2 6 24 29 35	5 8 17 18 21 33	EV
3	2	2:46	PIT	23 OLAUSSON	10 FRANCIS	68 JAGR	23 10 14 35 68 71	2 22 24 26 33 52	EV
4	2	4:15	PIT	14 BARNES	71 SLEGR	68 JAGR	14 4 10 35 68 71	2 18 21 22 33 52	EV
5	2	7:10	COL	21 FORSBERG	8 OZOLINSH	33 ROY	2 5 8 29 35	21 8 17 19 22 33	PP
6	2	8:20	COL	18 DEADMARSH	22 LEMIEUX	16 ODGERS	11 20 23 35 44 82	18 4 16 22 29 33	EV

PITTSBURGH PENGUINS

#	Per	Time	Player	PIM	Penalty
1	1	7:29	11 KASPARAITIS	2:00	Tripping
2	1	18:39	11 KASPARAITIS	2:00	Tripping
3	2	5:40	Team	2:00	Too many men/ice - bench
4	2	11:36	5 WERENKA	2:00	Roughing
5	2	14:23	29 WRIGHT	5:00	Fighting (maj)

COLORADO AVALANCHE

#	Per	Time	Player	PIM	Penalty
1	1	4:08	12 DONOVAN	2:00	Holding - Obstruction
2	1	15:34	22 LEMIEUX	2:00	Holding
3	2	11:36	29 MESSIER	2:00	Hooking
4	2	11:36	28 LACROIX	2:00	Roughing
5	2	14:23	12 DONOVAN	5:00	Fighting (maj)

GOALS BY PER.

	PIT	COL
1	0	0
2	3	3
3	0	0
4	0	0
T	3	3

SHOTS ON GOAL

	PIT	COL
1	7	6
2	13	15
3	8	14
4	1	3
T	29	38

PENALTIES-MIN

	PIT	COL
1	2-4	2-4
2	3-9	3-9
3	0-0	0-0
4	0-0	0-0
T	5-13	5-13

POWERPLAY
(GOALS-OPP)

	PIT	COL
1	0-2	0-2
2	0-1	2-1
3	0-0	0-0
4	0-0	0-0
T	0-3	2-3
Time	6:00	5:27

GOALIES (GOALS-SHOTS AGAINST)

	1	2	3	OT	T	Time
PIT(T) BARRASSO	0-6	3-15	0-14	0-3	3-38	64:52
COL(T) ROY	0-7	3-13	0-8	0-1	3-29	65:00

THREE STARS

1 COL	19 SAKIC
2 COL	8 OZOLINSH
3 PIT	14 BARNES

by: Adrian Dader /Post

OFFICIALS

Referee:	Dennis Larue
Linesman:	Thor Nelson
Linesman:	Dan Schachte

VISITOR



PITTSBURGH PENGUINS
Game 36 Away Game 20

Event Summary

Game 0453
Friday, December 19, 1997
7:08 PM MT at McNichols Sports Arena
Attendance 16,061
FINAL

HOME



COLORADO AVALANCHE
Game 37 Home Game 17

		PITTSBURGH PENGUINS	+/-	TOI	SHF	SHOTS					MS	FW	FL	F%	PN	PIM	HT	TK	GV	BS
						1	2	3	OT	T										
1	G	SKUDRA, PETER		0:00																
35	G	BARRASSO, TOM		64:52																
2	D	TAMER, CHRIS	+1	13:15	22		1	1		2										
4	D	HATCHER, KEVIN	+1	26:34	29		2	1		3	1									2
5	D	WERENKA, BRAD	E	17:22	27			1		1				1	2					2
6	D	WILKINSON, NEIL	+1	11:15	23															2
8	L	VALK, GARRY	+1	4:10	10		2			2										1
10	C	FRANCIS, RON	+2	25:24	31	1		2		3	2	9	7	56						1
11	D	KASPARAITIS, DARIUS	-1	12:40	19									2	4	1				1
14	C	BARNES, STU	+2	22:55	28		4			4		13	11	54						1
15	C	DOME, ROBERT	E	11:23	20															1
20	C	LANG, ROBERT	-1	21:48	29				1	1	1	8	11	42						1
23	D	OLAUSSEN, FREDRIK	E	16:39	25		1			1	1						1			
24	D	MORAN, IAN	+1	12:48	22															
29	C	WRIGHT, TYLER	+1	9:22	18	1				1	1	3	8	27	1	5				
44	R	BROWN, ROB	-1	17:13	23	3				3										1
68	R	JAGR, JAROMIR	+2	24:52	31		1			1	2									2
71	D	SLEGR, JIRI	+2	24:29	29		2	1		3	1						1			1
82	C	STRAKA, MARTIN	-1	20:28	34	1		2		3		3	6	33						1
95	R	MOROZOV, ALEXEI	E	9:17	20	1				1	1									1
		Team Penalty		0:00											1	2				
		TEAM TOTALS	10			7	13	8	1	29	10	36	43	46	5	13	3	5	3	9

		COLORADO AVALANCHE	+/-	TOI	SHF	SHOTS					MS	FW	FL	F%	PN	PIM	HT	TK	GV	BS
						1	2	3	OT	T										
1	G	BILLINGTON, CRAIG		0:00																
33	G	ROY, PATRICK		65:00																
2	D	LEFEBVRE, SYLVAIN	-2	19:46	26												1	1		1
4	D	KRUPP, UWE	+1	19:04	30						2									1
5	D	GUSAROV, ALEXEI	-1	21:37	30		1			1										1
8	D	OZOLINSH, SANDIS	-1	18:29	21		1			1	1									1
12	R	DONOVAN, SHEAN	E	5:48	11		1	1		2					2	7				1
16	R	ODGERS, JEFF	+1	6:52	14															
17	C	KURRI, JARI	-1	15:48	25	1		1		2			1	0						
18	R	DEADMARSH, ADAM	-1	20:54	30		2	1	1	4	1	6	2	75			1	1		1
19	C	SAKIC, JOE	E	23:11	29	2	2	2		6		14	10	58						2
20	L	CORBET, RENE	E	12:30	22		1	2		3		2	1	66						1
21	C	FORSBERG, PETER	-2	24:42	29	1	4		1	6	1	10	12	45						2
22	R	LEMIEUX, CLAUDE	-1	24:40	34	1	2	1	1	5	1				1	2				1
24	D	KLEMM, JON	-1	14:52	22															1
26	C	YELLE, STEPHANE	-1	17:04	27		1	4		5		11	10	52						1
27	D	LEROUX, FRANCOIS	E	7:24	11			1		1	1									
28	L	LACROIX, ERIC	E	12:49	24			1		1					1	2	1			
29	D	MESSIER, ERIC	+1	17:52	30	1				1	1				1	2				
52	D	FOOTE ADAM	-2	24:51	28						1									1
		TEAM TOTALS	-10			6	15	14	3	38	9	43	36	54	5	13	3	11	3	9

TOI=Time On Ice SHF=# of Shifts MS=Missed Shots FW=Faceoffs Won FL=Faceoffs Lost F%=Faceoff Win Percentage
PN=Number of Penalties PIM=Penalty Minutes HT=Hits Given TK=Takeaways GV=Giveaways BS=Blocked Shots

VISITOR

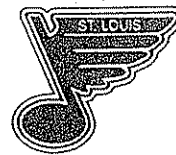


PITTSBURGH PENGUINS
Game 37 Away Game 21

Event Summary

Game 0460
Saturday, December 20, 1997
7:37 PM CT at Kiel Center
Attendance 19,620
FINAL

HOME



ST LOUIS BLUES
Game 37 Home Game 23

		PITTSBURGH PENGUINS	+/-	TOI	SHF	SHOTS					MS	FW	FL	F%	PN	PIM	HT	TK	GV	BS
						1	2	3	OT	T										
1	G	SKUDRA, PETER		0:00																
35	G	BARRASSO, TOM		59:47																
2	D	TAMER, CHRIS	E	11:29	15			1		1				1	5	3			1	
4	D	HATCHER, KEVIN	-2	25:17	24	1		1		2						2		1	1	
5	D	WERENKA, BRAD	-1	21:19	23			2		2									1	
8	L	VALK, GARRY	-1	6:35	11						1		100	1	2	1				
10	C	FRANCIS, RON	-1	21:54	24	1	1	2		4	11	11	50				1	1	1	
11	D	KASPARAITIS, DARIUS	-1	11:12	14	1				1	2					1		1	1	
14	C	BARNES, STU	E	9:22	13						7	4	63					5		
15	C	DOME, ROBERT	-2	11:09	14	1				1						1		1		
20	C	LANG, ROBERT	E	17:03	21		1	1		2	5	5	50							
23	D	OLAUSSON, FREDRIK	E	17:16	19			2		2				2	4	1			2	
24	D	MORAN, IAN	-1	15:34	20					1				1	2	1		1		
29	C	WRIGHT, TYLER	-1	11:20	16						4	5	44	1	2	3				
38	C	JOHANSSON, ANDREAS	E	15:52	19		1	1		2	3	1	75					2		
44	R	BROWN, ROB	-1	20:26	21	2	2			4	1			2	4	2		3		
68	R	JAGR, JAROMIR	-1	21:02	23	2		1		3	3						2	2		
71	D	SLEGR, JIRI	-1	20:32	23	1	1			2						1		3		
82	C	STRAKA, MARTIN	-1	18:46	23		3	1		4	5	5	50			2		4		
95	R	MOROZOV, ALEXEI	-1	11:54	15		1	1		2						1			1	
		TEAM TOTALS	-15			9	10	13	0	32	7	36	31	54	8	19	19	2	25	7

		ST LOUIS BLUES	+/-	TOI	SHF	SHOTS					MS	FW	FL	F%	PN	PIM	HT	TK	GV	BS
						1	2	3	OT	T										
29	G	MCLENNAN, JAMIE		0:00																
31	G	FUHR, GRANT		60:00																
4	D	BERGEVIN, MARC	+1	22:27	24											4			1	
9	C	TURCOTTE, DARREN	E	10:44	19						7	6	53			1	1	3	1	
10	R	CAMPBELL, JIM	E	13:31	18	1				1						1		2		
14	L	COURTNALL, GEOFF	+2	15:09	17		1	1		2								2		
18	L	TWIST, TONY	E	7:10	10									1	2	2				
19	D	MCALPINE, CHRIS	+2	13:51	16		1			1							1			
20	D	POESCHEK, RUDY	E	12:38	19									1	2				4	
22	C	CONROY, CRAIG	+1	18:53	27		3			3	10	13	43				2	2	1	
23	R	ATCHEYNUM, BLAIR	+1	18:26	25		2			2						1	1	1		
25	C	RHEAUME, PASCAL	E	12:04	16		1			1	1	1	50	1	2	2	1	3		
27	R	YAKE, TERRY	+2	17:05	19	1				1	3						1	2		
28	D	DUCHESNE, STEVE	+1	29:50	29	2				2									3	
33	R	PELLERIN, SCOTT	+1	19:31	25	1	2			3	2					1	1	2		
37	C	YORK, HARRY	E	11:49	14			1		1	1	6	14	1	2	1		2		
39	R	CHASE, KELLY	E	5:25	8									1	5					
43	D	ZABRANSKY, LIBOR	E	9:17	14			1		1	1								1	
44	D	PRONGER, CHRIS	+2	30:54	29	1				1	1			4	8	3	1	2	3	
77	C	TURGEON, PIERRE	+2	17:31	18		1	2		3	3	12	10	54			1	6	1	
		TEAM TOTALS	15			6	11	5	0	22	10	31	36	46	9	21	16	10	28	14

TOI=Time On Ice SHF=# of Shifts MS=Missed Shots FW=Faceoffs Won FL=Faceoffs Lost F%=Faceoff Win Percentage
PN=Number of Penalties PIM=Penalty Minutes HT=Hits Given TK=Takeaways GV=Giveaways BS=Blocked Shots

VISITOR



PITTSBURGH PENGUINS
Game 37 Away Game 21

Game Summary

Game 0460
Saturday, December 20, 1997
7:37 PM CT at Kiel Center
Attendance 19,620
FINAL

HOME



ST LOUIS BLUES
Game 37 Home Game 23

SCORING SUMMARY

G	Per	Time	Team	Goal Scorer	Assist	Assist	PIT	STL	STR
1	1	19:11	STL	27 YAKE	44 PRONGER	28 DUCHESNE	4 14 20 35 71	27 10 28 31 44 77	PP
2	2	2:20	STL	22 CONROY	33 PELLERIN	23 ATCHEYNUM	4 10 15 35 68 71	22 23 28 31 33 44	EV
3	2	12:30	STL	14 COURTNALL	77 TURGEON	27 YAKE	8 11 24 29 35 44	14 19 27 31 44 77	EV
4	3	11:58	STL	77 TURGEON	19 MCALPINE	27 YAKE	4 5 15 35 82 95	77 4 14 19 27 31	EV
5	3	16:57	PIT	10 FRANCIS	23 OLAUSSON	68 JAGR	10 4 23 29 35 68	4 9 20 23 31	PP

PITTSBURGH PENGUINS

#	Per	Time	Player	PIM	Penalty
1	1	5:21	29 WRIGHT	2:00	Interference - Obstruction
2	1	7:03	8 VALK	2:00	Board check
3	1	11:02	44 BROWN	2:00	Hi stick
4	1	16:36	2 TAMER	5:00	Fighting (maj)
5	1	18:50	23 OLAUSSON	2:00	Interference - Obstruction
6	2	14:11	23 OLAUSSON	2:00	Slashing
7	3	18:08	44 BROWN	2:00	Hooking
8	3	19:26	24 MORAN	2:00	Roughing

ST LOUIS BLUES

#	Per	Time	Player	PIM	Penalty
1	1	2:41	25 RHEAUME	2:00	Hi stick
2	1	10:39	18 TWIST	2:00	Interference - Obstruction
3	1	16:36	39 CHASE	5:00	Fighting (maj)
4	2	13:06	20 POESCHEK	2:00	Roughing
5	2	17:20	44 PRONGER	2:00	Roughing
6	3	8:13	37 YORK	2:00	Interference - Obstruction
7	3	15:24	44 PRONGER	2:00	Cross check
8	3	19:26	44 PRONGER	2:00	Roughing
9	3	19:26	44 PRONGER	2:00	Slashing

GOALS BY PER.

	PIT	STL
1	0	1
2	0	2
3	1	1
T	1	4

SHOTS ON GOAL

	PIT	STL
1	9	6
2	10	11
3	13	5
T	32	22

PENALTIES-MIN

	PIT	STL
1	5-13	3-9
2	1-2	2-4
3	2-4	4-8
T	8-19	9-21

POWERPLAY (GOALS-OPP)

	PIT	STL
1	0-2	1-4
2	0-2	0-1
3	1-2	0-1
T	1-6	1-6
Time	9:01	7:07

GOALIES (GOALS-SHOTS AGAINST)

	1	2	3	T	Time
PIT(L) BARRASSO	1-6	2-11	1-5	4-22	59:47
STL(W) FUHR	0-9	0-10	1-13	1-32	60:00

THREE STARS

1 STL 27 YAKE
2 STL 22 CONROY
3 STL 31 FUHR

by: Dave Luecking

OFFICIALS

Referee: Bill McCreary
Linesman: Greg Devorski
Linesman: Scott Driscoll

VISITOR



PITTSBURGH PENGUINS
Game 38 Away Game 22

Event Summary

Game 0486
Friday, December 26, 1997
7:08 PM ET at MCI Center
Attendance 18,181
FINAL

HOME



WASHINGTON CAPITALS
Game 38 Home Game-15

		PITTSBURGH PENGUINS	+/-	TOI	SHF	SHOTS										HT	TK	GV	BS	
						1	2	3	OT	T	MS	FW	FL	F%	PN					PIM
1	G	SKUDRA, PETER		0:00																
35	G	BARRASSO, TOM		60:00												1	2			
2	D	TAMER, CHRIS	-1	15:38	16															1
4	D	HATCHER, KEVIN	+2	25:18	26	2	3	1		6	2								1	1
5	D	WERENKA, BRAD	E	17:26	22		1	1		2										1
6	D	WILKINSON, NEIL	E	9:34	13															1
10	C	FRANCIS, RON	+2	22:58	25	3				3	2	6	7	46						1
11	D	KASPARAITIS, DARIUS	+1	12:28	20			2		2									1	1
14	C	BARNES, STU	+2	24:37	27		2	1		3	1	16	4	80				1		2
17	C	FERRARO, PETER	-1	5:19	6			1		1										2
20	C	LANG, ROBERT	+1	16:19	25			1		1		6	9	40						1
23	D	OLAUSSEN, FREDRIK	E	14:33	17	1	2			3										2
24	D	MORAN, IAN	E	13:00	17	1				1										2
29	C	WRIGHT, TYLER	E	9:26	15							3	3	50	3	6	1			
38	C	JOHANSSON, ANDREAS	E	12:56	21						1		1	0						
44	R	BROWN, ROB	+1	18:08	23	1	2	1		4				100						1
57	R	FERRARO, CHRIS	-1	6:48	8		1			1	1	1	1	50						1
68	R	JAGR, JAROMIR	+2	23:13	24	1	2	4		7	3		1	0						1
71	D	SLEGR, JIRI	+2	22:22	25											1	2			1
82	C	STRAKA, MARTIN	E	19:56	26		1			1		1	3	25						1
		TEAM TOTALS	10			9	14	12	0	35	10	34	29	54	5	10	4	1	10	8

		WASHINGTON CAPITALS	+/-	TOI	SHF	SHOTS										HT	TK	GV	BS	
						1	2	3	OT	T	MS	FW	FL	F%	PN					PIM
30	G	RANFORD, BILL		0:00																
37	G	KOLZIG, OLAF		58:51															1	1
3	D	COTE, SYLVAIN	-1	8:50	14															2
6	D	JOHANSSON, CALLE	-1	22:15	24	1				1	2									3
8	C	BULIS, JAN	+1	16:18	16		1			1	1	3	11	21						
10	L	MILLER, KELLY	-1	9:46	13		1			1										
12	R	BONDRA, PETER	-1	21:00	20			1		1	3				1	2				1
19	D	WITT, BRENDAN	-1	19:09	22	2				2									3	1
20	C	PIVONKA, MICHAL	E	16:43	17	1				1			1	0	1	2	1			1
22	L	KONOWALCHUK, STEVE	E	22:19	21		1			1	3	1	2	33				2		1
24	D	TINORDI, MARK	-1	20:33	26						1							1		1
27	L	BERUBE, CRAIG	-1	8:42	13			1		1		1		100	1	2	1			1
29	D	REEKIE, JOE	+1	13:54	18	1				1					1	2	1			2
32	C	HUNTER, DALE	-2	10:55	15							2	7	22						
36	L	EAGLES, MIKE	-1	9:22	12								2	0				1		
44	L	ZEDNIK, RICHARD	E	17:33	17	2	2	3		7	1		1	0						1
48	C	GRATTON, BENOIT	E	7:32	9	1		2		3		6	1	85						
55	D	GONCHAR, SERGEI	E	18:15	19	2				2										1
77	C	OATES, ADAM	-1	20:35	21							16	9	64						1
96	D	HOUSLEY, PHIL	-2	23:05	24	1	1			2					1	2				3
		TEAM TOTALS	-11			11	6	7	0	24	12	29	34	46	5	10	10	3	8	11

TOI=Time On Ice SHF=# of Shifts MS=Missed Shots FW=Faceoffs Won FL=Faceoffs Lost F%=Faceoff Win Percentage
PN=Number of Penalties PIM=Penalty Minutes HT=Hits Given TK=Takeaways GV=Giveaways BS=Blocked Shots

VISITOR



PITTSBURGH PENGUINS
Game 38 Away Game 22

Game Summary

Game 0486
Friday, December 26, 1997
7:08 PM ET at MCI Center
Attendance 18,181
FINAL

HOME



WASHINGTON CAPITALS
Game 38 Home Game 15

SCORING SUMMARY

G	Per	Time	Team	Goal Scorer	Assist	Assist	PIT	WSH	STR
1	1	6:28	WSH	44 ZEDNIK	29 REEKIE		2 17 23 35 57 82	44 8 22 29 37 55	EV
2	1	17:03	PIT	4 HATCHER	68 JAGR	44 BROWN	4 10 14 35 44 68	10 24 29 36 37	PP
3	3	1:21	PIT	68 JAGR	10 FRANCIS	14 BARNES	68 4 10 14 35 71	3 6 19 27 32 37	EV
4	3	15:18	PIT	20 LANG	Unassisted		20 11 23 35 44 82	10 24 32 36 37 96	EV
5	3	19:42	PIT	68 JAGR	10 FRANCIS	4 HATCHER	68 4 10 14 35 71	12 22 44 55 77 96	EV

PITTSBURGH PENGUINS

#	Per	Time	Player	PIM	Penalty
1	1	11:36	35 BARRASSO	2:00	Interference
2	1	19:48	71 SLEGR	2:00	Roughing
3	2	5:39	29 WRIGHT	2:00	Slashing
4	2	14:40	29 WRIGHT	2:00	Holding stick
5	3	5:22	29 WRIGHT	2:00	Charging

WASHINGTON CAPITALS

#	Per	Time	Player	PIM	Penalty
1	1	15:49	12 BONDRA	2:00	Interference
2	1	19:48	27 BERUBE	2:00	Roughing
3	2	2:36	96 HOUSLEY	2:00	Interference
4	2	5:39	29 REEKIE	2:00	Roughing
5	2	6:53	20 PIVONKA	2:00	Tripping

GOALS BY PER.

	PIT	WSH
1	1	1
2	0	0
3	3	0
T	4	1

SHOTS ON GOAL

	PIT	WSH
1	9	11
2	14	6
3	12	7
T	35	24

PENALTIES-MIN

	PIT	WSH
1	2-4	2-4
2	2-4	3-6
3	1-2	0-0
T	5-10	5-10

POWERPLAY
(GOALS-OPP)

	PIT	WSH
1	1-1	0-1
2	0-2	0-1
3	0-0	0-1
T	1-3	0-3
Time	5:14	6:00

GOALIES (GOALS-SHOTS AGAINST)

	1	2	3	T	Time
PIT(W) BARRASSO	1-11	0-6	0-7	1-24	60:00
WSH(L) KOLZIG	1-9	0-14	2-11	3-34	58:51
WSH EMPTY NET	0-0	0-0	1-1	1-1	

THREE STARS


- 1 PIT 68 JAGR
- 2 PIT 14 BARNES
- 3 WSH 37 KOLZIG

by: N A

OFFICIALS

Referee: Michael McGeough
Linesman: Pierre Champoux
Linesman: Pat Dupuzzo

VISITOR



MONTREAL CANADIENS
Game 40 Away Game 18

Event Summary

Game 0491
Saturday, December 27, 1997
7:30 PM ET at Civic Arena
Attendance 17,052
FINAL

HOME



PITTSBURGH PENGUINS
Game 39 Home Game 17

		MONTREAL CANADIENS	+/-	TOI	SHF	SHOTS					MS	FW	FL	F%	PN	PIM	HT	TK	GV	BS
						1	2	3	OT	T										
35	G	MOOG, ANDY		60:00																
41	G	THIBAUT, JOCELYN		0:00																
5	D	QUINTAL, STEPHANE	E	16:15	20															1
8	R	RECCHI, MARK	+1	21:21	20	1				1									1	
11	C	KOIVU, SAKU	E	20:01	19	3	1	1		5		7	7	50			1		1	
12	C	TUCKER, DARCY	+1	6:16	8							4	0							
17	L	BRUNET, BENOIT	E	14:57	20		1			1							2	1		
20	R	BURE, VALERI	E	15:46	16	2				2	1								1	
21	D	CULLIMORE, JASSEN	E	2:17	2															1
22	D	MANSON, DAVE	+1	21:59	20	1				1										1
24	C	THORNTON, SCOTT	+1	8:04	10		1			1			1	0						
25	C	DAMPHOUSE, VINCENT	E	20:47	24	1		1		2		7	5	58	1	2	1		1	2
26	L	RUCINSKY, MARTIN	E	16:44	22	1		1		2	1				2	4	1			
27	L	CORSON, SHAYNE	E	23:12	23	1	1	1		3							1		1	2
28	C	BUREAU, MARC	E	15:26	21							15	3	83						
29	D	CLARK, BRETT	E	12:24	11															
34	D	POPOVIC, PETER	E	15:00	13						1								1	1
38	D	MALAKHOV, VLADIMIR	E	22:55	22	2	1			3	1									1
43	D	BRISEBOIS, PATRICE	+1	24:00	22	2	1			3										1
49	L	SAVAGE, BRIAN	E	16:27	19	3		1		4	1								1	1
		TEAM TOTALS	5			17	6	5	0	28	6	29	20	59	3	6	6	2	8	8

		PITTSBURGH PENGUINS	+/-	TOI	SHF	SHOTS					MS	FW	FL	F%	PN	PIM	HT	TK	GV	BS
						1	2	3	OT	T										
1	G	SKUDRA, PETER		56:36																2
35	G	BARRASSO, TOM		2:02																
2	D	TAMER, CHRIS	-1	9:26	10													1	1	1
4	D	HATCHER, KEVIN	E	22:28	25	1	1	1		3	3						2			1
5	D	WERENKA, BRAD	E	21:49	25												2		2	3
6	D	WILKINSON, NEIL	-1	10:50	13						2						1			1
10	C	FRANCIS, RON	E	21:00	24	1				1	1	5	2	71	1	2	1	1	1	
11	D	KASPARAITIS, DARIUS	E	15:52	17		1			1							2	1		4
14	C	BARNES, STU	E	23:57	22			1		1		6	7	46			1	1	1	
15	C	DOME, ROBERT	-1	15:27	17														1	1
20	C	LANG, ROBERT	E	21:19	23			1		1	1	3	10	23			1	3	2	
23	D	OLAUSSON, FREDRIK	E	18:04	16		1			1	2							2		1
24	D	MORAN, IAN	E	15:26	17	1				1	2						4			1
29	C	WRIGHT, TYLER	E	4:51	7							2	2	50	1	2				
38	C	JOHANSSON, ANDREAS	-1	13:33	15			1		1			1	0					2	1
44	R	BROWN, ROB	E	21:44	21		2	1		3							3	2	2	2
68	R	JAGR, JAROMIR	E	4:35	4												1			
71	D	SLEGR, JIRI	E	20:11	23		2	1		3	1				1	2	1	1	2	1
82	C	STRAKA, MARTIN	-1	20:25	22	1				1		4	7	36					2	1
95	R	MOROZOV, ALEXEI	E	14:33	18		1	1		2	1								3	2
		TEAM TOTALS	-5			4	8	7	0	19	13	20	29	41	3	6	20	14	20	18

TOI=Time On Ice SHF=# of Shifts MS=Missed Shots FW=Faceoffs Won FL=Faceoffs Lost F%=Faceoff Win Percentage
PN=Number of Penalties PIM=Penalty Minutes HT=Hits Given TK=Takeaways GV=Giveaways BS=Blocked Shots

VISITOR



MONTREAL CANADIENS
Game 40 Away Game 18

Game Summary

Game 0491
Saturday, December 27, 1997
7:30 PM ET at Civic Arena
Attendance 17,052
FINAL

HOME



PITTSBURGH PENGUINS
Game 39 Home Game 17

SCORING SUMMARY

G	Per	Time	Team	Goal Scorer	Assist	Assist	MTL	PIT	STR
1	2	4:44	MTL	24 THORNTON	43 BRISEBOIS	22 MANSON	24 8 12 22 35 43	1 2 6 15 38 82	EV

MONTREAL CANADIENS

#	Per	Time	Player	PIM	Penalty
1	1	6:38	26 RUCINSKY	2:00	Hooking
2	2	15:30	25 DAMPHOUSSE	2:00	Tripping - Obstruction
3	2	17:58	26 RUCINSKY	2:00	Hooking

PITTSBURGH PENGUINS

#	Per	Time	Player	PIM	Penalty
1	1	1:25	10 FRANCIS	2:00	Tripping
2	1	16:08	71 SLEGR	2:00	Tripping - Obstruction
3	2	9:19	29 WRIGHT	2:00	Interference - Obstruction

GOALS BY PER.

	MTL	PIT
1	0	0
2	1	0
3	0	0
T	1	0

SHOTS ON GOAL

	MTL	PIT
1	17	4
2	6	8
3	5	7
T	28	19

PENALTIES-MIN

	MTL	PIT
1	1-2	2-4
2	2-4	1-2
3	0-0	0-0
T	3-6	3-6

POWERPLAY (GOALS-OPP)

	MTL	PIT
1	0-2	0-1
2	0-1	0-2
3	0-0	0-0
T	0-3	0-3
Time	6:00	6:00

GOALIES (GOALS-SHOTS AGAINST)

	1	2	3	T	Time
MTL(W) MOOG	0-4	0-8	0-7	0-19	60:00
PIT(L) SKUDRA	0-17	1-5	0-5	1-27	56:36
PIT BARRASSO	0-0	0-1	0-0	0-1	2:02

THREE STARS

1	MTL	35	MOOG
2	PIT	1	SKUDRA
3	MTL	24	THORNTON

by:

OFFICIALS

Referee:	Paul Stewart
Linesman:	Lonnie Cameron
Linesman:	Brad Lazarowich

VISITOR



NEW YORK ISLANDERS
Game 39 Away Game 20

Event Summary

Game 0503
Monday, December 29, 1997
7:00 PM ET at Civic Arena
Attendance 15,642
FINAL

HOME



PITTSBURGH PENGUINS
Game 40 Home Game 18

		NEW YORK ISLANDERS	+/-	TOI	SHF	SHOTS					MS	FW	FL	F%	PN	PIM	HT	TK	GV	BS
						1	2	3	OT	T										
1	G	FICHAUD, ERIC		29:35																
35	G	SALO, TOMMY		30:25																
2	D	PILON, RICHARD	-2	14:34	23	1				1				4	19		1	1		
4	D	MCCABE, BRYAN	-1	22:50	27					1				2	15	1				
7	D	LACHANCE, SCOTT	E	22:38	27			1		1							1			
11	L	HAGGERTY, SEAN	-1	12:16	14											1				
13	C	LAPOINTE, CLAUDE	-2	9:38	16						9	8	52			1			2	
14	L	CHORSKE, TOM	E	15:43	19	1	1			2								1		
15	C	SMOLINSKI, BRYAN	-1	17:15	20					2	2	13	13				1	1		
16	R	PALFFY, ZIGMUND	+1	22:13	22			1		1									1	
17	C	NEMCHINOV, SERGEI	E	17:35	20			3		3	2	1	66							
18	L	HOUGH, MIKE	-2	10:14	14														1	
21	C	REICHEL, ROBERT	E	17:46	17		1			1	5	7	41	1	2	1	1	1		
24	L	KRUSE, PAUL	-1	4:54	6														1	
25	R	CZERKAWSKI, MARIUSZ	E	9:33	12	1		1		2	1							1	1	
29	D	JONSSON, KENNY	-1	25:17	27	1				1										
34	D	BERARD, BRYAN	E	24:57	23	1	2	1		4	1						2		2	
39	C	GREEN, TRAVIS	+1	19:45	21	1				1	10	9	52	1	2			1		
44	R	BERTUZZI, TODD	-1	15:03	21	2		1		3						2	1			
53	D	CHARA, ZDENO	E	9:49	15											2			1	
		TEAM TOTALS	-10			8	4	8	0	20	12	28	38	42	8	38	8	7	7	8

		PITTSBURGH PENGUINS	+/-	TOI	SHF	SHOTS					MS	FW	FL	F%	PN	PIM	HT	TK	GV	BS
						1	2	3	OT	T										
1	G	SKUDRA, PETER		40:00										1	2					
35	G	BARRASSO, TOM		20:00																
2	D	TAMER, CHRIS	E	16:28	19		2	1		3				1	5		1		1	
4	D	HATCHER, KEVIN	+1	23:27	25						1			1	10	1	1	4		
5	D	WERENKA, BRAD	+1	20:42	24											1			2	
10	C	FRANCIS, RON	+2	20:35	20	1	4	3		8	8	6	57			1	2			
11	D	KASPARAITIS, DARIUS	+1	17:32	22			3		3	1					1		1		
14	C	BARNES, STU	+2	21:07	25						1	14	4	77						
15	C	DOME, ROBERT	E	13:40	17			2		2	1									
17	C	FERRARO, PETER	E	8:55	11	1	1	2		4								1		
20	C	LANG, ROBERT	E	17:55	24		1	1		2	1	2	8	20				1	2	
23	D	OLAUSSON, FREDRIK	E	17:02	20		1			1								1		
24	D	MORAN, IAN	E	15:26	21	1	1	1		3	1	5	2	71	2	4	2	1	1	
29	C	WRIGHT, TYLER	E	8:52	11						1	4	3	57	1	10	5			
38	C	JOHANSSON, ANDREAS	E	13:57	16	1				1		1	0	1	2		1	1		
44	R	BROWN, ROB	E	14:11	17	1	1			2				1	10	1				
57	R	FERRARO, CHRIS	E	8:46	12		1	1		2		1	2	33				1	1	
68	R	JAGR, JAROMIR	+2	22:14	19	2	2	1		5									2	
71	D	SLEGR, JIRI	+1	21:27	25	2	1	3		6	1					1		1		
82	C	STRAKA, MARTIN	E	8:07	13		1			1		4	2	66	1	2		3	1	
		TEAM TOTALS	10			9	16	18	0	43	8	38	28	58	9	45	13	13	13	5

TOI=Time On Ice SHF=# of Shifts MS=Missed Shots FW=Faceoffs Won FL=Faceoffs Lost F%=Faceoff Win Percentage
PN=Number of Penalties PIM=Penalty Minutes HT=Hits Given TK=Takeaways GV=Giveaways BS=Blocked Shots

VISITOR



N. YORK ISLANDERS
Game 39 Away Game 20

Game Summary

Game 0503
Monday, December 29, 1997
7:00 PM ET at Civic Arena
Attendance 15,642
FINAL

HOME



PITTSBURGH PENGUINS
Game 40 Home Game 18

SCORING SUMMARY

G	Per	Time	Team	Goal Scorer	Assist	Assist	NYI	PIT	STR
1	1	17:01	PIT	68 JAGR	4 HATCHER	44 BROWN	4 7 13 18 35	68 4 10 14 35 44	PP
2	1	17:35	NYI	34 BERARD	17 NEMCHINOV		34 16 17 29 35 39	5 11 20 24 35 44	EV
3	2	3:46	PIT	10 FRANCIS	68 JAGR	14 BARNES	2 13 18 24 29 35	10 1 5 11 14 68	EV
4	2	6:11	PIT	10 FRANCIS	14 BARNES Hatcher	68 JAGR	2 11 15 29 35 44	10 1 4 14 68 71	EV
5	2	10:25	PIT	20 LANG	24 MORAN		4 13 17 18 34 35	20 1 5 11 24 44	EV
6	3	14:45	PIT	10 FRANCIS	68 JAGR	14 BARNES	1 16 17 29 34	10 1 4 14 23 68	PP

NEW YORK ISLANDERS

#	Per	Time	Player	PIM	Penalty
1	1	15:30	21 REICHEL	2:00	Holding - Obstruction
2	3	4:31	2 PILON	2:00	Slashing
3	3	13:20	39 GREEN	2:00	Slashing
4	3	17:22	2 PILON	2:00	Elbowing
5	3	17:22	2 PILON	5:00	Fighting (maj)
6	3	17:22	2 PILON	10:00	Misconduct (10 min)
7	3	18:58	4 MCCABE	5:00	Fighting (maj)
8	3	18:58	4 MCCABE	10:00	Game misconduct

PITTSBURGH PENGUINS

#	Per	Time	Player	PIM	Penalty
1	1	11:26	82 STRAKA	2:00	Holding - Obstruction
2	2	7:01	38 JOHANSSON	2:00	Board check
3	2	12:34	24 MORAN	2:00	Hooking
4	2	12:34	24 MORAN	2:00	Interference - Obstruction
5	3	17:22	2 TAMER	5:00	Fighting (maj)
6	3	17:22	44 BROWN	10:00	Misconduct (10 min)
7	3	18:58	4 HATCHER	10:00	Game misconduct
8	3	18:58	29 WRIGHT	10:00	Misconduct (10 min)
9	3	18:58	1 SKUDRA	2:00	Goalie leave crease

12/29/97

GOALS BY PER.

	NYI	PIT
1	1	1
2	0	3
3	0	1
T	1	5

SHOTS ON GOAL

	NYI	PIT
1	8	9
2	4	16
3	8	18
T	20	43

PENALTIES-MIN

	NYI	PIT
1	1-2	1-2
2	0-0	3-6
3	7-36	5-37
T	8-38	9-45

POWERPLAY (GOALS-OPP)

	NYI	PIT
1	0-1	1-1
2	0-3	0-0
3	0-0	1-4
T	0-4	2-5
Time	8:00	6:56

GOALIES (GOALS-SHOTS AGAINST)

		1	2	3	T	Time
NYI	FICHAUD	0-0	0-5	1-18	1-23	29:35
NY(L)	SALO	1-9	3-11	0-0	4-20	30:25
PIT(W)	SKUDRA	0-0	0-4	0-8	0-12	40:00
PIT	BARRASSO	1-8	0-0	0-0	1-8	20:00

THREE STARS

1	PIT	10	FRANCIS
2	PIT	68	JAGR
3	PIT	14	BARNES

by:

OFFICIALS

Referee:	Dennis Larue
Linesman:	Kevin Collins
Linesman:	Brian Murphy

Event Summary

Game 0515
 Wednesday, December 31, 1997
 6:00 PM ET at Civic Arena
 Attendance 15,108
FINAL



CAROLINA HURRICANES
 Game 41 Away Game 17



PITTSBURGH PENGUINS
 Game 41 Home Game 19

		CAROLINA HURRICANES	+/-	TOI	SHF	SHOTS					MS	FW	FL	F%	PN	PIM	HT	TK	GV	BS
						1	2	3	OT	T										
1	G	BURKE, SEAN		0:00																
35	G	JABLONSKI, PAT		59:25														1		
2	D	WESLEY, GLEN	+2	20:45	30	1	1	1		3									1	1
3	D	CHIASSON, STEVE	+1	24:56	28	2	1	1		4	2								1	1
5	D	HALLER, KEVIN	E	19:46	28	1	1	1		3				2	4	1	2			1
6	D	BURT, ADAM	E	19:19	26												1			1
7	D	LESCHYSHYN, CURTIS	-1	17:00	22													1		
8	L	SANDERSON, GEOFF	-1	12:57	15	1		2		3								1		
10	L	ROBERTS, GARY	-1	19:35	22							1	0				1			
12	R	RICE, STEVEN	-1	9:24	12		1	1		2	1									1
18	R	KRON, ROBERT	+2	22:08	24	1	1			2	1									
19	R	EMERSON, NELSON	-1	18:47	21									1	2	2	1	2	2	
22	D	HILL, SEAN	-1	18:10	22						1									
24	R	KAPANEN, SAMI	+1	16:57	19	2				2										
27	R	LEACH, STEPHEN	E	4:20	6		1			1										
28	L	RANHEIM, PAUL	E	8:37	14		1			1		3	1	75						
32	L	GRIMSON, STU	E	4:14	6															1
44	C	MANDERVILLE, KENT	-1	13:42	19						1	8	5	61			1			1
55	C	PRIMEAU, KEITH	+1	22:55	25	3	1			4	1	11	14	44			1			1
92	C	O'NEILL, JEFF	E	19:45	21			1		1	2	5	17	22	2	4	1	1		
		TEAM TOTALS	E			11	8	7	0	26	8	27	38	42	5	10	11	6	4	9

		PITTSBURGH PENGUINS	+/-	TOI	SHF	SHOTS					MS	FW	FL	F%	PN	PIM	HT	TK	GV	BS
						1	2	3	OT	T										
1	G	SKUDRA, PETER		60:00																
31	G	WREGGET, KEN		0:00														1	1	1
2	D	TAMER, CHRIS	E	15:16	22														2	2
4	D	HATCHER, KEVIN	+1	26:22	28	2				2	1								1	3
5	D	WERENKA, BRAD	-1	20:30	29						1		9	6	60				1	1
10	C	FRANCIS, RON	E	25:07	26	1	2				1	1					3		1	1
11	D	KASPARAITIS, DARIUS	-1	15:07	20		1												1	1
14	C	BARNES, STU	-1	23:43	28	1		1		2	1	9	4	69	2	4			1	1
15	C	DOMI, ROBERT	+1	6:52	10														1	
17	C	FERRARO, PETER	E	11:09	14	3				3										1
20	C	LANG, ROBERT	E	18:03	23			2		2		8	9	47					1	1
23	D	OLAUSSON, FREDRIK	E	17:48	18			1		1	1								1	1
24	D	MORAN, IAN	-1	15:02	22		1			1	2	2		100	1	2	2		1	1
29	C	WRIGHT, TYLER	+1	5:16	9							1	2	33					1	1
38	C	JOHANSSON, ANDREAS	E	6:25	13						1		1	0					2	1
44	R	BROWN, ROB	-1	19:52	22	1				1	1									
57	R	FERRARO, CHRIS	E	11:31	15	2	1	1		4	2	9	5	64					1	
68	R	JAGR, JAROMIR	E	25:50	26	1	3			4	2									3
71	D	SLEGR, JIRI	+1	20:33	23		2			2	1									1
95	R	MOROZOV, ALEXEI	E	8:30	11															
		TEAM TOTALS	-1			11	10	5	0	26	14	38	27	58	3	6	10	12	9	9

TOI=Time On Ice SHF=# of Shifts MS=Missed Shots FW=Faceoffs Won FL=Faceoffs Lost F%=Faceoff Win Percentage
 PN=Number of Penalties PIM=Penalty Minutes HT=Hits Given TK=Takeaways GV=Giveaways BS=Blocked Shots

Game Summary

Game 0515
Wednesday, December 31, 1997
6:00 PM ET at Civic Arena
Attendance 15,108
FINAL



PITTSBURGH PENGUINS
 Game 41 Home Game 19



CAROLINA HURRICANES
 Game 41 Away Game 17

SCORING SUMMARY

G	Per	Time	Team	Goal Scorer	Assist	Assist	CAR	PIT	STR
1	1	0:21	CAR	55 PRIMEAU	24 KAPANEN	71 SLEGR	55 2 3 18 24 35	1 5 11 20 24 44	EV
2	1	1:14	PIT	17 FERRARO	4 HATCHER	68 JAGR	7 8 12 22 35 44	17 1 2 15 23 57	EV
3	1	17:30	PIT	14 BARNES	10 FRANCIS	55 PRIMEAU	7 22 28 35 44	14 1 4 10 44 88	PP
4	2	10:32	CAR	18 KRON	2 WESLEY		18 2 3 24 35 55	1 2 14 17 23 57	EV
5	3	4:19	PIT	20 LANG	71 SLEGR		3 10 19 24 35 55	20 1 4 29 71	SH

CAROLINA HURRICANES

#	Per	Time	Player	PIM	Penalty
1	1	16:12	5 HALLER	2:00	Holding - Obstruction
2	1	17:54	92 O'NEILL	2:00	Hl stick
3	1	17:54	92 O'NEILL	2:00	Hl stick
4	2	13:05	22 HILL	2:00	Interference - Obstruction
5	3	9:42	5 HALLER	2:00	Hooking

PITTSBURGH PENGUINS

#	Per	Time	Player	PIM	Penalty
1	1	4:27	24 MORAN	2:00	Interference - Obstruction
2	3	3:51	14 BARNES	2:00	Holding - Obstruction
3	3	11:27	14 BARNES	2:00	Interference - Obstruction

GOALS BY PER.

	CAR	PIT
1	1	2
2	1	0
3	0	1
T	2	3

SHOTS ON GOAL

	CAR	PIT
1	11	11
2	8	10
3	7	5
T	26	26

PENALTIES-MIN

	CAR	PIT
1	3-6	1-2
2	1-2	0-0
3	1-2	2-4
T	5-10	3-6

POWERPLAY (GOALS-OPP)

	CAR	PIT
1	0-1	1-3
2	0-0	0-1
3	0-2	0-1
T	0-3	1-5
Time	5:45	9:03

GOALIES (GOALS-SHOTS AGAINST)

	1	2	3	T	Time
CAR(L) JABLONSKI	2-11	0-10	1-5	3-26	59:25
PIT(W) SKUDRA	1-11	1-8	0-7	2-26	60:00

THREE STARS

- 1 PIT 20 LANG
- 2 PIT 17 FERRARO
- 3 CAR 55 PRIMEAU

by:

OFFICIALS

Referee: Michael McGeough
 Linesman: Derek Amell
 Linesman: Brad Kovachik

VISITOR



COLORADO AVALANCHE
Game 43 Away Game 23

Event Summary

Game 0536
Saturday, January 3, 1998
7:00 PM ET at Civic Arena
Attendance 16,439
FINAL

HOME



PITTSBURGH PENGUINS
Game 42 Home Game 20

		COLORADO AVALANCHE	+/-	TOI	SHF	SHOTS					MS	FW	FL	F%	PN	PIM	HT	TK	GV	BS
						1	2	3	OT	T										
1	G	BILLINGTON, CRAIG		0:00																
33	G	ROY, PATRICK		63:04																
2	D	LEFEBVRE, SYLVAIN	+1	26:48	31											2	1	1		
3	D	MILLER, AARON	E	6:01	10													1		
4	D	KRUPP, UWE	+1	22:07	30	1	1			2						2	1		1	
5	D	GUSAROV, ALEXEI	-1	25:10	30													2	1	
8	D	OZOLINSH, SANDIS	E	17:39	22	1				1				1	2	1	2	1		
12	R	DONOVAN, SHEAN	E	9:10	13				1	1						2				
13	L	KAMENSKY, VALERI	+1	19:07	21	2	1		1	4	1									
16	R	ODGERS, JEFF	E	4:29	6						1		1	0		1				
17	C	KURRI, JARI	-1	20:05	24							2	7	22		2				1
18	R	DEADMARSH, ADAM	E	17:41	19															
19	C	SAKIC, JOE	E	21:03	24		1			1		5	10	33		1				1
21	C	FORSBERG, PETER	E	24:58	28	1				1	1	11	9	55		1				
22	R	LEMIEUX, CLAUDE	-1	22:56	30			1		1	2				1	2	1			
24	D	KLEMM, JON	-1	14:10	24	1				1										
26	C	YELLE, STEPHANE	E	16:54	23		1			1		5	8	38		4	1	2		
27	D	LEROUX, FRANCOIS	E	4:37	8										1	2	1			
28	L	LACROIX, ERIC	E	10:46	16		1			1							1			1
29	D	MESSIER, ERIC	+1	19:45	27						1					1				2
		Team Penalty		0:00											1	2				
		TEAM TOTALS	E			6	5	1	2	14	6	23	35	40	6	12	17	6	5	7

		PITTSBURGH PENGUINS	+/-	TOI	SHF	SHOTS					MS	FW	FL	F%	PN	PIM	HT	TK	GV	BS
						1	2	3	OT	T										
1	G	SKUDRA, PETER		63:00																
31	G	WREGGET, KEN		0:00																2
2	D	TAMER, CHRIS	E	12:25	16						1								2	1
4	D	HATCHER, KEVIN	E	28:13	30					1	2					1		1	2	
5	D	WERENKA, BRAD	E	20:41	26	1				1	2								1	
8	L	VALK, GARRY	E	4:23	8	1				1	2									1
10	C	FRANCIS, RON	+1	25:37	25	1		1		2	1	13	6	68				1	1	
11	D	KASPARAITIS, DARIUS	+1	18:12	26			1		1	3				1	2	7	1		3
14	C	BARNES, STU	E	26:28	25	2		2		4	3	8	3	72			2	2	2	
15	C	DOME, ROBERT	+2	12:11	17			1		1	1						2	1		
17	C	FERRARO, PETER	-1	10:13	15	2	2			4					1	2			1	
20	C	LANG, ROBERT	+1	19:01	25		1	1		2	2	10	10	50	1	2	2	1		1
23	D	OLAUSSON, FREDRIK	-1	17:55	22						1							1		
24	D	MORAN, IAN	E	10:25	13			1		1										
29	C	WRIGHT, TYLER	E	4:45	8							1	1	50			1	1		
44	R	BROWN, ROB	E	21:09	21	2		4		6							4	1	2	
57	R	FERRARO, CHRIS	-2	10:45	15							3	3	50			1	3		
68	R	JAGR, JAROMIR	+1	28:24	29	1	1	3		5	2							2	3	1
71	D	SLEGR, JIRI	E	22:06	24			1		1					1	2	2	1	2	
95	R	MOROZOV ALEXEI	-2	9:51	13		2			2	1						1	1	1	
		TEAM TOTALS	E			10	6	15	0	31	19	35	23	60	4	8	23	16	15	11

TOI=Time On Ice SHF=# of Shifts MS=Missed Shots FW=Faceoffs Won FL=Faceoffs Lost F%=Faceoff Win Percentage
PN=Number of Penalties PIM=Penalty Minutes HT=Hits Given TK=Takeaways GV=Giveaways BS=Blocked Shots

VISITOR



COLORADO AVALANCHE
Game 43 Away Game 23

Game Summary

Game 0536
Saturday, January 3, 1998
7:00 PM ET at Civic Arena
Attendance 16,439
FINAL

HOME



PITTSBURGH PENGUINS
Game 42 Home Game 20

SCORING SUMMARY

G	Per	Time	Team	Goal Scorer	Assist	Assist	COL	PIT	STR
1	1	13:21	COL	13 KAMENSKY	12 DONOVAN	21 FORSBERG	13 4 12 21 29 33	1 5 11 20 24 44	EV
2	1	17:38	COL	13 KAMENSKY	21 FORSBERG	19 SAKIC	13 8 19 21 22 33	1 4 5 14	PP
3	2	8:33	COL	19 SAKIC	18 DEADMARSH	8 OZOLINSH	19 2 4 8 18 33	1 5 17 23 57 95	EV
4	2	8:49	PIT	20 LANG	24 MORAN	15 DOME	8 12 13 21 24 33	20 1 2 11 15 24	EV
5	2	17:30	COL	26 YELLE	12 DONOVAN	24 KLEMM	26 8 12 13 24 33	1 2 11 17 57 95	EV
6	3	1:03	PIT	68 JAGR	10 FRANCIS		2 5 17 22 26 33	68 1 4 10 14 71	EV
7	3	7:07	PIT	15 DOME	44 BROWN	20 LANG	8 12 13 21 24 33	15 1 5 11 20 44	EV
8	3	10:54	PIT	11 KASPARAITIS	5 WERENKA	1 SKUDRA	4 5 18 19 22 33	11 1 5 10 17 68	EV
9	4	3:04	COL	13 KAMENSKY	22 LEMIEUX	5 GUSAROV	13 2 5 21 22 33	1 4 10 14 68 71	EV

COLORADO AVALANCHE

#	Per	Time	Player	PIM	Penalty
1	1	9:06	26 YELLE	2:00	Holding - Obstruction
2	1	18:48	Team	2:00	Too many men/ice - bench
3	2	4:15	27 LEROUX	2:00	Roughing
4	2	6:13	8 OZOLINSH	2:00	Hi stick
5	2	12:40	26 YELLE	2:00	Hooking - Obstruction
6	3	15:59	22 LEMIEUX	2:00	Interference - Obstruction

PITTSBURGH PENGUINS

#	Per	Time	Player	PIM	Penalty
1	1	16:39	20 LANG	2:00	Holding
2	1	17:01	71 SLÉGR	2:00	Hooking
3	2	4:15	17 FERRARO	2:00	Slashing
4	2	9:45	11 KASPARAITIS	2:00	Holding

GOALS BY PER.

	COL	PIT
1	2	0
2	2	1
3	0	3
4	1	0
T	5	4

SHOTS ON GOAL

	COL	PIT
1	6	10
2	5	6
3	1	15
4	2	0
T	14	31

PENALTIES-MIN

	COL	PIT
1	2-4	2-4
2	3-6	2-4
3	1-2	0-0
4	0-0	0-0
T	6-12	4-8

POWERPLAY (GOALS-OPP)

	COL	PIT
1	1-2	0-2
2	0-1	0-2
3	0-0	0-1
4	0-0	0-0
T	1-3	0-5
Time	4:46	9:47

GOALIES (GOALS-SHOTS AGAINST)

	1	2	3	OT	T	Time
COL(W) ROY	0-10	1-6	3-15	0-0	4-31	63:04
PIT(L) SKUDRA	2-6	2-5	0-1	1-2	5-14	63:00

THREE STARS

1	COL	13	KAMENSKY
2	PIT	15	DOME
3	COL	21	FORSBERG

by:

OFFICIALS

Referee:	Stephen Walkom
Linesman:	Greg Devorski
Linesman:	Scott Driscoll

VISITOR

HOME



Event Summary

Game 0551
Tuesday, January 6, 1998
7:38 PM ET at Nassau Coliseum
Attendance 12,183
FINAL



PITTSBURGH PENGUINS
Game 43 Away Game 23

NEW YORK ISLANDERS
Game 43 Home Game 20

		PITTSBURGH PENGUINS	+/-	TOI	SHF	SHOTS										HT	TK	GV	BS	
						1	2	3	OT	T	MS	FW	FL	F%	PN					PIM
1	G	SKUDRA, PETER		60:00																
31	G	WREGGET, KEN		0:00																
2	D	TAMER, CHRIS	-1	15:23	21	1				1					1	2	1			1
4	D	HATCHER, KEVIN	E	24:51	28	1	1			2	3				2	4	2	1		3
5	D	WERENKA, BRAD	+1	25:20	32	1				1							1	1		6
10	C	FRANCIS, RON	E	24:10	25					1	7	6	53							1
11	D	KASPARAITIS, DARIUS	+1	18:41	28					1							7	1		2
14	C	BARNES, STU	E	21:07	21	1				1	8	5	61							1
15	C	DOMI, ROBERT	E	8:27	13					1										1
20	C	LANG, ROBERT	+1	18:45	29	1				1	10	8	55	1	2	-1				1
23	D	OLAUSSON, FREDRIK	-1	18:38	22															
24	D	MORAN, IAN	E	10:55	18			1		1		1	0				4	1		
29	C	WRIGHT, TYLER	-1	8:55	14		1			1	3	5	37							
33	L	HICKS, ALEX	E	13:36	23															
38	C	JOHANSSON, ANDREAS	E	5:52	15	1				1	1	1	50	1	2	1				1
44	R	BROWN, ROB	E	18:06	28		3			3				1	2			1	2	
57	R	FERRARO, CHRIS	E	5:04	9	1				1	1	1	50							1
68	R	JAGR, JAROMIR	E	22:06	26	1	1	1		3	1									3
71	D	SLEGR, JIRI	E	15:22	22			1		1	1			2	4	1	2	2	1	
95	R	MOROZOV, ALEXEI	E	5:39	10															1
		TEAM TOTALS	E			8	6	3	0	17	10	30	27	53	8	16	21	8	11	17

		NEW YORK ISLANDERS	+/-	TOI	SHF	SHOTS										HT	TK	GV	BS	
						1	2	3	OT	T	MS	FW	FL	F%	PN					PIM
1	G	FICHAUD, ERIC		59:22																
35	G	SALO, TOMMY		0:00																
2	D	PILON, RICHARD	+1	14:12	20		1			1				2	4	1	3	1		
4	D	MCCABE, BRYAN	-1	20:22	21		2			2	1					3		1	3	
6	D	HOUDA, DOUG	-1	7:40	9														1	1
7	D	LACHANCE, SCOTT	+1	22:28	23													2		3
13	C	LAPOINTE, CLAUDE	-1	15:09	20		1			1	7	8	46	1	2	3	1			
14	L	CHORSKE, TOM	-1	18:33	24			1		1	1	1	0			3		1		
15	C	SMOLINSKI, BRYAN	E	20:11	21	1				1	6	12	33			1	3			
16	R	PALFRY, ZIGMUND	E	25:49	22	2		2		4	1						5	3		
17	C	NEMCHINOV, SERGEI	+2	20:31	24	1	1	1		3	1	2	40			1	1			
18	L	HOUGH, MIKE	E	8:24	11														1	1
21	C	REICHEL, ROBERT	E	24:55	21	2	3	3		5	3	12	66				1	2	1	1
24	L	KRUSE, PAUL	E	8:10	10					1				1	2	3	1	1		
25	R	CZERKAWSKI, MARIUSZ	E	10:35	15	1				1	1						3	1		
29	D	JONSSON, KENNY	E	27:13	26	2				2						2	3			
33	L	BELANGER, KEN	E	3:13	6											2				
34	D	BERARD, BRYAN	E	26:25	21		1			1	2							2	6	1
36	R	JACKSON, DANE	E	5:40	8	1				1										
44	R	BERTUZZI, TODD	-1	13:29	19						1			2	4	7	2	2		
		TEAM TOTALS	-1			10	9	7	0	25	13	27	30	47	6	12	27	29	19	10

TOI = Time On Ice SHF = # of Shifts MS = Missed Shots FW = Faceoffs Won FL = Faceoffs Lost F% = Faceoff Win Percentage
 PN = Number of Penalties PIM = Penalty Minutes HT = Hits Given TK = Takeaways GV = Giveaways BS = Blocked Shots

VISITOR

HOME



PITTSBURGH PENGUINS
Game 43 Away Game 23

Game Summary

Game 0551
Tuesday, January 6, 1998
7:38 PM ET at Nassau Coliseum
Attendance 12,183
FINAL



NEW YORK ISLANDERS
Game 43 Home Game 20

SCORING SUMMARY

G	Per	Time	Team	Goal Scorer	Assist	Assist	PIT	NYI	STR
1	1	4:43	PIT	14 BARNES	4 HATCHER	23 OLAUSSON	14 1 4 10 23 44	1 7 14 17 34	PP
2	1	7:21	NYI	29 JONSSON	21 REICHEL	16 PALFFY	1 4 10 14 68 71	29 1 2 16 17 21	EV
3	2	9:36	PIT	44 BROWN	20 LANG		44 1 5 11 20 33	1 4 6 16 21 25	EV
4	2	14:42	NYI	21 REICHEL	17 NEMCHINOV		1 2 23 29 33 44	21 1 7 17 25 34	EV
5	2	19:08	PIT	4 HATCHER	10 FRANCIS	68 JAGR	4 1 10 14 23 68	1 4 13 18 29	PP
6	3	19:41	PIT	71 SLEGR	4 HATCHER		71 1 4 10 14 68	13 14 21 29 34 44	EV

PITTSBURGH PENGUINS

#	Per	Time	Player	PIM	Penalty
1	1	9:35	4 HATCHER	2:00	Tripping - Obstruction
2	1	11:50	71 SLEGR	2:00	Holding - Obstruction
3	1	15:48	20 LANG	2:00	Holding - Obstruction
4	1	16:09	38 JOHANSSON	2:00	Slashing
5	2	9:56	44 BROWN	2:00	Tripping - Obstruction
6	2	18:29	2 TAMER	2:00	Roughing
7	3	1:24	71 SLEGR	2:00	Hooking - Obstruction
8	3	8:45	4 HATCHER	2:00	Cross check

NEW YORK ISLANDERS

#	Per	Time	Player	PIM	Penalty
1	1	3:52	2 PILON	2:00	Roughing
2	1	7:58	24 KRUSE	2:00	Roughing
3	1	18:17	13 LAPOINTE	2:00	Slashing
4	2	5:14	44 BERTUZZI	2:00	Slashing
5	2	18:29	44 BERTUZZI	2:00	Charging
6	2	18:29	2 PILON	2:00	Roughing

GOALS BY PER.

	PIT	NYI
1	1	1
2	2	1
3	1	0
T	4	2

SHOTS ON GOAL

	PIT	NYI
1	8	10
2	6	9
3	3	7
T	17	26

PENALTIES-MIN

	PIT	NYI
1	4-8	3-6
2	2-4	3-6
3	2-4	0-0
T	8-16	6-12

POWERPLAY (GOALS-OPP)

	PIT	NYI
1	1-3	0-4
2	1-2	0-1
3	0-0	0-2
T	2-5	0-7
Time	7:07	13:37

GOALIES (GOALS-SHOTS AGAINST)

		1	2	3	T	Time
PIT(W)	SKUDRA	1-10	1-9	0-7	2-26	60:00
NYI(L)	FICHAUD	1-8	2-6	0-2	3-16	59:22
NYI	EMPTY NET	0-0	0-0	1-1	1-1	

THREE STARS

1
2
3
by: N A

OFFICIALS

Referee: Don Koharski
Linesman: Danny McGeoff
Linesman: Mark Pare

JAN 08 '98 05:50PM

SENT BY: NEW JERSEY DEVILS

1- 8-98 ; 9:53PM ; DECADE OF THE DEVILS

14126421922;# 4/14

Event Summary



PITTSBURGH PENGUINS
Game 44 Away Game 24

Game 0558
Wednesday, January 7, 1998
7:38 PM ET at Continental Airlines Arena
Attendance 15,557
FINAL



NEW JERSEY DEVILS
Game 42 Home Game 23

		PITTSBURGH PENGUINS	+/-	TOI	SHF	SHOTS					T	MS	FW	FL	F%	PN	PIM	HT	TK	GV	BS
						1	2	3	OT	T											
1	G	SKUDRA, PETER		59:22																	
31	G	WREGGET, KEN		9:20																	
2	D	TAMER, CHRIS	E	10:35	12												2				2
4	D	HATCHER, KEVIN	-2	23:50	24		1			1	1				1	2		1			
5	D	WERENKA, BRAD	+1	18:48	20																
6	D	WILKINSON, NEIL	E	10:00	13												1	1			1
10	C	FRANCIS, RON	-1	23:37	27		2			2	1	8	8	57						1	2
11	D	KASPARAITIS, DARIUS	-1	17:07	19										3	14	8			1	1
14	C	BARNES, STU	-1	26:34	26	1	2	1		4	3	10	5	66			2	1			2
15	C	DOMI, ROBERT	E	9:11	12	1				1							2	1			
20	C	LANG, ROBERT	-2	19:20	26			1		1	1	4	3	30			1	1			1
23	D	OLAUSON, FREDRIK	E	19:19	19	1				1	1										1
24	D	MORAN, IAN	-1	8:43	13		1			1			1	0							1
29	C	WRIGHT, TYLER	E	7:29	10							2	3	40	1	2	2				
33	L	HICKS, ALEX	-1	18:25	22			1		1							2			1	1
38	C	JOHANSSON, ANDREAS	E	10:36	15	1				1		1	2	33							1
44	R	BROWN, ROB	+1	14:47	19		1	1		2							3	3			
68	R	JAGR, JAROMIR	-2	24:37	24	1	2	1		4	1						1	3			3
71	D	SLEGR, JIRI	-2	21:14	21			2		2	3						1	1			1
85	R	MOROZOV, ALEXEI	E	11:33	18																
		TEAM TOTALS	-11			5	9	7	0	21	11	25	26	49	5	18	23	14		9	10

		NEW JERSEY DEVILS	+/-	TOI	SHF	SHOTS					T	MS	FW	FL	F%	PN	PIM	HT	TK	GV	BS
						1	2	3	OT	T											
1	G	DUNHAM, MIKE		0:00																	
30	G	BRODEUR, MARTIN		60:00																	1
2	D	SOURAY, SHELDON	-1	13:24	18	1	2			3							1	4			1
4	D	STEVENS, SCOTT	+1	25:02	23			1		1	1										5
8	D	BODGER, DOUG	E	14:28	19	1		1		2	1										3
10	C	PEDERSON, DENIS	-1	8:45	15						1	1	4	20							3
14	L	ROLSTON, BRIAN	+2	18:49	26		1	2		3	1						1	3			1
18	C	HOLIK, BOBBY	+1	18:06	21		1	2		3		9	2	61	1	2	1	4			
19	C	CARPENTER, BOB	+2	20:17	26	1		1		2		9	13	40							1
20	L	PANDOLFO, JAY	+2	15:52	25		1	1		2	1						1				1
21	R	MCKAY, RANDY	+1	15:59	22		1	3		4	1										1
22	L	DANIELS, SCOTT	E	7:12	10	1				1	1					2	15	1			1
23	L	ANDREYCHUK, DAVE	+1	17:39	28	1		2		3		2	0				1	4			1
24	D	ODELEIN, LYLE	+1	23:36	22		1	1		2	1										3
25	C	ARNOTT, JASON	-1	14:29	23			1		1		2	1	68	1	2	4				1
26	R	ELIAS, PATRIK	-1	14:51	22		1			1											1
27	D	NIEDERMAYER, SCOTT	+2	22:52	22		1	1		2	2										2
28	D	DEAN, KEVIN	+1	13:33	17																2
29	L	OLIWA, KRZYSZTOF	E	5:02	10		1			1							3	1			
93	IC	GILMOUR, DOUG	E	17:01	17	1	1			2	1	5	3	62	2	12	1	5			1
		TEAM TOTALS	10			6	11	16	0	33	11	26	25	51	6	31	15	36		12	14

TOI = Time On Ice SHF = # of Shifts MS = Mixed Shots FW = Faceoffs Won FL = Faceoffs Lost F% = Faceoff Win Percentage
 PN = Number of Penalties PIM = Penalty Minutes HT = Hits Given TK = Takeaways GV = Giveaways BS = Blocked Shots

This NHL Game Report is provided courtesy of the NHL to members of the Associated Press for their exclusive use for news and editorial purposes only and not for any commercial purpose. Any use or distribution of this report for a commercial purpose without the express written permission of the NHL is prohibited.

VISITOR



NEW JERSEY DEVILS
Game 44 Away Game 20

Event Summary

Game 0576
Saturday, January 10, 1998
7:00 PM ET at Civic Arena
Attendance 15,719
FINAL

HOME



PITTSBURGH PENGUINS
Game 45 Home Game 21

		NEW JERSEY DEVILS	+/-	TOI	SHF	SHOTS					MS	FW	FL	F%	PN	PIM	HT	TK	GV	BS
						1	2	3	OT	T										
1	G	DUNHAM, MIKE		20:00															2	
30	G	BRODEUR, MARTIN		40:00																
2	D	SOURAY, SHELDON	E	13:38	19			2		2						1				1
4	D	STEVENS, SCOTT	-1	25:20	23	1		1		2										1
5	D	BODGER, DOUG	+1	12:05	19											1				
10	C	PEDERSON, DENIS	-1	11:46	18					2	7	6	53							
14	L	ROLSTON, BRIAN	E	15:06	23	1	1			2	1									2
16	C	HOLIK, BOBBY	E	16:20	17		3	1		4	1	5	6	45	1	2	2			1
19	C	CARPENTER, BOB	E	13:21	21	4				4		7	7	50			1			
20	L	PANDOLFO, JAY	E	10:52	15					1								1		1
21	R	MCKAY, RANDY	-1	16:24	18		1	1		2										1
22	L	DANIELS, SCOTT	-1	7:04	14	1				1	1			100	1	5				
23	L	ANDREYCHUK, DAVE	-1	17:12	18										1	2	1			
24	D	ODELEIN, LYLE	E	25:23	22		1			1	1				1	2	1	1		
25	C	ARNOTT, JASON	E	21:25	24	2		1		3	2		1	0			1			
26	R	ELIAS, PATRIK	+1	18:20	19					3									2	
27	D	NIEDERMAYER, SCOTT	-1	22:28	22	1				1	1									3
28	D	DEAN, KEVIN	-1	14:42	18															1
29	L	OLIWA, KRZYSZTOF	E	6:41	13	2				2					5	21	1			
93	C	GILMOUR, DOUG	E	23:29	25			1	1	2	1	6	7	46			1			
		TEAM TOTALS	-5			12	7	7	0	26	13	26	27	49	9	32	10	4	5	10

		PITTSBURGH PENGUINS	+/-	TOI	SHF	SHOTS					MS	FW	FL	F%	PN	PIM	HT	TK	GV	BS
						1	2	3	OT	T										
1	G	SKUDRA, PETER		60:00																
31	G	WREGGET, KEN		0:00																
2	D	TAMER, CHRIS	E	15:38	21		2	1		3	1				2	7	1			2
4	D	HATCHER, KEVIN	E	22:33	24		1	1		2	2						1			3
5	D	WERENKA, BRAD	+1	18:02	23	1		1		2	1				1	2				1
6	D	WILKINSON, NEIL	E	18:51	21													1	1	
10	C	FRANCIS, RON	+1	22:14	25	1				1		8	6	57				3		
11	D	KASPARAITIS, DARIUS	+1	18:38	24	2				2						3			1	1
14	C	BARNES, STU	+1	21:32	24	1	4	3		8		9	7	56	1	2	1	1		1
18	L	VALK, GARRY	E	8:10	14	2	1			3										1
20	C	LANG, ROBERT	E	17:24	22		1	1		2		6	5	54						2
23	D	OLAUSSON, FREDRIK	E	19:44	21			2		2	1							1	1	1
24	D	MORAN, IAN	E	14:34	20		1			1							2			2
29	C	WRIGHT, TYLER	E	10:18	19	1				1		2	4	33			2			
33	L	HICKS, ALEX	E	15:02	18		1			1	1									
38	C	JOHANSSON, ANDREAS	E	11:59	17								1	0	1	2				1
44	R	BROWN, ROB	E	13:58	17	1		1		2	1						1			1
57	R	FERRARO, CHRIS	E	7:09	9						2	2	3	40			1			1
68	R	JAGR, JAROMIR	+1	23:05	22	1	1	2		4	2				1	2			1	2
95	R	MOROZOV, ALEXEI	E	9:11	13															1
		Team Penalty		0:00											1	2				
		TEAM TOTALS	5			10	12	12	0	34	11	27	26	51	7	17	10	8	11	11

TOI=Time On Ice SHF=# of Shifts MS=Missed Shots FW=Faceoffs Won FL=Faceoffs Lost F%=Faceoff Win Percentage
PN=Number of Penalties PIM=Penalty Minutes HT=Hits Given TK=Takeaways GV=Giveaways BS=Blocked Shots

SENT BY: NEW JERSEY DEVILS

1-8-98 8:58PM DECADE OF THE DEVILS-

14126421322: 3/14



Game Summary

Game 0558
Wednesday, January 7, 1998
7:38 PM ET at Continental Airlines Arena
Attendance 15,557
FINAL



PITTSBURGH PENGUINS
 Game 44 Away Game 24

NEW JERSEY DEVILS
 Game 42 Home Game 23

SCORING SUMMARY

G	Per	Time	Team	Goal Scorer	Assist	Assist	PIT	N.J	STR
1	2	4:30	N.J	14 ROLSTON	19 CARPENTER	20 PANDOLFO	1 4 20 33 68 71	14 4 18 20 24 30	EV
2	3	6:04	N.J	21 MCKAY	28 DEAN	18 HOLIK	1 11 20 23 24 33	21 18 23 27 28 30	EV
3	3	17:05	PIT	33 HICKS	44 BROWN	20 LANG	33 1 5 20 23 44	2 4 10 25 26 30	EV
4	3	18:58	N.J	4 STEVENS	Unassisted		4 10 14 20 68 71	4 14 19 20 27 30	EV

PITTSBURGH PENGUINS

#	Per	Time	Player	PIM	Penalty
1	1	7:05	29 WRIGHT	2:00	Roughing
2	2	7:45	11 KASPARAITIS	2:00	Roughing
3	3	9:00	11 KASPARAITIS	2:00	Roughing
4	3	9:00	11 KASPARAITIS	10:00	Misconduct (10 min)
5	3	13:28	4 HATCHER	2:00	Hooking - Obstruction

NEW JERSEY DEVILS

#	Per	Time	Player	PIM	Penalty
1	1	15:24	25 ARNOTT	2:00	Hooking
2	2	17:56	18 HOLIK	2:00	Interference on the goaltender
3	3	9:00	93 GILMOUR	2:00	Roughing
4	3	9:00	93 GILMOUR	10:00	Misconduct (10 min)
5	3	9:00	22 DANIELS	5:00	Fighting (maj)
6	3	9:00	22 DANIELS	10:00	Game misconduct

GOALS BY PER.

	PIT	N.J
1	0	0
2	0	1
3	1	2
T	1	3

SHOTS ON GOAL

	PIT	N.J
1	5	8
2	9	11
3	7	18
T	21	33

PENALTIES-MIN

	PIT	N.J
1	1-2	1-2
2	1-2	1-2
3	3-14	4-27
T	5-18	8-31

POWERPLAY (GOALS-OFF)

	PIT	N.J
1	0-1	0-1
2	0-1	0-1
3	0-1	0-1
T	0-3	0-3
Time	8:28	5:28

GOALIES (GOALS-SHOTS AGAINST)

	1	2	3	T	Time
PIT(L) SKUDRA	0-8	1-11	1-14	2-31	58:22
PIT WREGGET	0-0	0-0	0-1	0-1	0:20
PIT EMPTY NET	0-0	0-0	1-1	1-1	
N.J(W) BRODEUR	0-5	0-8	1-7	1-21	60:00

THREE STARS

- 1 N.J 14 ROLSTON
- 2 N.J 30 BRODEUR
- 3 N.J 4 STEVENS

by: N A

OFFICIALS

Referee: Mark Fazzetta
 Linesmen: Pat Dezza
 Linesman: Tom Hawas

This NHL Game Report is prepared exclusively for the fans, to preserve all the traditional records for their exclusive use for review and statistical purposes only and not for any commercial purposes. Any use of this report for a commercial purpose without the express written permission of the NHL is prohibited.

VISITOR



NEW JERSEY DEVILS
Game 44 Away Game 20

Game Summary

Game 0576
Saturday, January 10, 1998
7:00 PM ET at Civic Arena
Attendance 15,719
FINAL

HOME



PITTSBURGH PENGUINS
Game 45 Home Game 21

SCORING SUMMARY

G	Per	Time	Team	Goal Scorer	Assist	Assist	N.J.	PIT	STR
1	2	3:16	PIT	14 BARNES	10 FRANCIS	68 JAGR	14 19 27 28 30	14 1 4 10 23 68	PP
2	2	8:22	PIT	14 BARNES	4 HATCHER	68 JAGR	4 14 19 24 30	14 1 4 10 23 68	PP
3	2	17:31	PIT	14 BARNES	5 WERENKA	68 JAGR	2 4 23 25 30 93	14 1 5 10 11 68	EV
4	2	18:37	PIT	20 LANG	33 HICKS	5 WERENKA	10 21 22 27 28 30	20 1 5 11 33 44	EV
5	3	15:02	N.J.	25 ARNOTT	5 BODGER	93 GILMOUR	25 1 2 5 26 93	1 5 11 20 33 44	EV

NEW JERSEY DEVILS

#	Per	Time	Player	PIM	Penalty
1	1	2:09	22 DANIELS	5:00	Fighting (maj)
2	2	2:54	16 HOLIK	2:00	Hooking - Obstruction
3	2	3:48	29 OLIWA	2:00	Board check
4	2	7:58	29 OLIWA	2:00	Interference - Obstruction
5	2	15:30	23 ANDREYCHUK	2:00	Slashing
6	3	16:22	29 OLIWA	2:00	Instigator
7	3	16:22	29 OLIWA	5:00	Fighting (maj)
8	3	16:22	29 OLIWA	10:00	Misconduct (10 min)
9	3	20:00	24 ODELEIN	2:00	Cross check

PITTSBURGH PENGUINS

#	Per	Time	Player	PIM	Penalty
1	1	2:09	2 TAMER	5:00	Fighting (maj)
2	2	13:26	5 WERENKA	2:00	Cross check
3	2	19:44	38 JOHANSSON	2:00	Tripping - Obstruction
4	3	4:34	Team	2:00	Too many men/ice - bench
5	3	10:10	14 BARNES	2:00	Interference - Obstruction
6	3	16:22	2 TAMER	2:00	Roughing
7	3	17:59	68 JAGR	2:00	Tripping - Obstruction

GOALS BY PER.

	N.J.	PIT
1	0	0
2	0	4
3	1	0
T	1	4

SHOTS ON GOAL

	N.J.	PIT
1	12	10
2	7	12
3	7	12
T	26	34

PENALTIES-MIN

	N.J.	PIT
1	1-5	1-5
2	4-8	2-4
3	4-19	4-8
T	9-32	7-17

POWERPLAY (GOALS-OPP)

	N.J.	PIT
1	0-0	0-0
2	0-2	2-4
3	0-2	0-2
T	0-4	2-6
Time	8:00	6:24

GOALIES (GOALS-SHOTS AGAINST)

	1	2	3	T	Time
N.J. DUNHAM	0-0	0-0	0-12	0-12	20:00
N.J.(L) BRODEUR	0-10	4-12	0-0	4-22	40:00
PIT(W) SKUDRA	0-12	0-7	1-7	1-26	60:00

THREE STARS

1 PIT	14 BARNES
2 PIT	1 SKUDRA
3 PIT	68 JAGR
by:	

OFFICIALS

Referee:	Kerry Fraser
Linesman:	Andy McElman
Linesman:	Jean Morin

VISITOR



PITTSBURGH PENGUINS
Game 46 Away Game 25

Event Summary

Game 0590
Monday, January 12, 1998
7:30 PM ET at Greensboro Coliseum
Attendance 8,250
FINAL

HOME



CAROLINA HURRICANES
Game 47 Home Game 25

		PITTSBURGH PENGUINS			SHOTS															
		+/-	TOI	SHF	1	2	3	OT	T	MS	FW	FL	F%	PN	PIM	HT	TK	GV	BS	
31	G	WREGGET, KEN		0:00																
35	G	BARRASSO, TOM		20:00										1	10				4	
2	D	TAMER, CHRIS	E	15:17	22		2	1	3					1	2		1		1	
4	D	HATCHER, KEVIN	+2	21:37	27				1								1			
5	D	WERENKA, BRAD	+1	25:03	28			1											1	
8	D	WILKINSON, NEIL	E	12:45	20						7	3	70				1	1		
10	C	FRANCIS, RON	+2	18:51	23	1	1	1	3								1			
11	D	KASPARAITIS, DARIUS	+1	23:23	28						6	8	42				1	5		
14	C	BARNES, STU	+2	19:31	25		1	1	2					1	2	1				
18	L	VALK, GARRY	E	10:10	17			1	1								1			
20	C	LANG, ROBERT	+1	19:55	27				1	1	12	13	48						1	
23	D	OLAUSSEN, FREDRIK	+2	19:37	25		1		1	1									1	
24	D	MORAN, IAN	E	10:23	15						2									
29	C	WRIGHT, TYLER	E	10:35	15			1	1		3	3	52	1	2	3				
33	L	HICKS, ALEX	+1	14:49	21					1										
38	C	JOHANSSON, ANDREAS	E	4:37	6															
44	R	BROWN, ROB	+1	18:49	24	2	1		3					1	2		1			
57	R	FERRARO, CHRIS	E	8:35	10	1			1		1	1	50							
57	R	FERRARO, CHRIS	E	8:35	10	1			1											
66	R	JAGR, JAROMIR	+2	23:11	24			2	2					1	2			2		
85	R	MOROZOV, ALEXEI	E	9:20	14			1	1										1	
		TEAM TOTALS	15			4	6	3	0	19	8	35	34	51	8	20	8	11	2	9

		CAROLINA HURRICANES			SHOTS															
		+/-	TOI	SHF	1	2	3	OT	T	MS	FW	FL	F%	PN	PIM	HT	TK	GV	BS	
30	G	FOUNTAIN, MICHAEL		0:00																
37	G	KIDD, TREVOR		59:37													1		1	
2	D	WESLEY, GLEN	-1	18:04	25	1			1											
3	D	CHIASSON, STEVE	+2	23:29	25	1	1		2		2			2	4					
5	D	HALLER, KEVIN	E	20:23	28														2	
6	D	BURT, ADAM	E	18:35	25														1	
7	D	LESCHYSHYN, CURTIS	-1	18:32	24												1			
12	R	RICE, STEVEN	E	13:23	19	1	2		3											
16	R	KRON, ROBERT	-1	20:33	23		2	1	3	1									2	
19	R	EMERSON, NELSON	-2	21:05	24	2		2	4										1	
22	D	HILL, BEAN	-1	18:51	23			1	1	1	1		100						1	
23	L	GELINAS, MARTIN	-3	18:24	23															
24	R	KAPANEN, SAMI	-2	19:20	21	2	1		3					1	2					
27	R	LEACH, STEPHEN	E	12:31	17	1	1	1	3	1										
28	L	RANHEIM, PAUL	E	8:55	11					1					2	12				
32	L	GRIMSON, STU	E	9:48	7						7	13	35						1	
33	R	BATTAGLIA, JON	E	12:59	18		1		1		7		100				1		1	
44	C	MANDERVILLE, KENT	E	7:58	10														3	
55	C	PRIMEAU, KEITH	-2	21:14	24	1	1	1	3	4	3	13	40						1	
82	C	O'NEILL, JEFF	-1	17:24	22		1		1	3	10	9	52				2			
		TEAM TOTALS	-18			9	10	5	9	25	18	34	35	49	8	23	8	3	9	7

TOI=Time On Ice SHF=# of Shifts MS=Missed Shots FW=Faceoffs Won FL=Faceoffs Lost F%=Faceoff Win Percentage
PN=Number of Penalties PIM=Penalty Minutes HT=Hits Given TK=Takeaways GV=Giveaways BS=Blocked Shots

This NHL Game Report is provided courtesy of the NHL to members of the credentialed media for their exclusive use for news and editorial purposes only and not for any commercial purpose. Any use or distribution of this material for a commercial purpose without the express written permission of the NHL is prohibited.

VISITOR



PITTSBURGH PENGUINS
Game 48 Away Game 28

Game Summary

Game 0590
Monday, January 12, 1998
7:30 PM ET at Greensboro Coliseum
Attendance 8,250
FINAL



CAROLINA HURRICANES
Game 47 Home Game 28

SCORING SUMMARY

G	Per	Time	Team	Goal Scorer	Assist	Assist	PIT	CAR	STR
1	1	4:41	PIT	10 FRANCIS	23 OLAUSSON	68 JAGR	10 4 14 23 35 68	2 3 29 24 37 55	EV
2	3	3:33	CAR	55 PRIMEAU	18 KRON		4 10 14 23 35 68	55 5 8 18 24 37	EV
3	3	11:01	PIT	10 FRANCIS	68 JAGR	14 BARNES	10 4 14 23 35 68	5 8 18 24 37 55	EV
4	2	17:32	PIT	68 JAGR	10 FRANCIS		68 4 10 14 23 35	7 19 22 23 37 52	EV
5	3	18:50	PIT	5 WERENKA	Unassisted		5 11 20 33 35 44	3 18 19 23 24 55	EV

PITTSBURGH PENGUINS

#	Per	Time	Player	PIM	Penalty
1	1	5:38	68 JAGR	2:00	Roughing
2	1	18:05	44 BROWN	2:00	Hooking
3	2	11:45	18 VALK	2:00	Elbowing
4	2	18:09	4 HATCHER	2:00	Hit
5	3	8:40	29 WRIGHT	2:00	Elbowing
6	3	19:42	2 TAMER	10:00	Game misconduct

CAROLINA HURRICANES

#	Per	Time	Player	PIM	Penalty
1	1	5:38	5 HALLER	2:00	Roughing
2	1	8:41	32 GRIMSON	2:00	Roughing
3	2	6:02	5 HALLER	2:00	Holding - obstruction
4	3	8:40	27 LEACH	2:00	Roughing
5	3	19:42	22 HILL	5:00	Fighting (maj)
6	3	19:42	32 GRIMSON	10:00	Game misconduct

GOALS BY PER.

	PIT	CAR
1	1	0
2	0	0
3	3	1
T	4	1

SHOTS ON GOAL

	PIT	CAR
1	4	9
2	6	10
3	9	6
T	19	25

PENALTIES-MIN

	PIT	CAR
1	2-4	2-4
2	2-4	1-2
3	2-12	3-17
T	6-20	6-23

POWERPLAY (GOALS-OPP)

	PIT	CAR
1	0-1	0-1
2	0-1	0-2
3	0-1	0-0
T	0-3	0-3
Time	4:18	6:00

GOALIES (GOALS-SHOOTS AGAINST)

	1	2	3	T	Time
PIT(W) BARRASSO	0-9	0-10	1-6	1-25	60:00
CAR(L) KIDD	1-4	0-8	2-8	3-18	59:37
CAR EMPTY NET	0-0	0-0	1-1	1-1	

THREE STARS

- 1 PIT 10 FRANCIS
- 2 PIT 68 JAGR
- 3 CAR 55 PRIMEAU

by: N A

OFFICIALS

Referee: Mark Faloutto
 Linesman: Derek Amell
 Linesman: Pat D'Amico

This NHL Game Report is provided courtesy of the NHL to members of the media for their exclusive use for news and editorial purposes only and not for any commercial purpose. Any use or distribution of this material for a commercial purpose without the express written permission of the NHL is prohibited.



Game Summary
Game 0600
Wednesday, January 14, 1998
7:39 PM ET at FleetCenter
Attendance 14,331
FINAL



PITTSBURGH PENGUINS
 Game 47 Away Game 26

BOSTON BRUINS
 Game 46 Home Game 22

SCORING SUMMARY

G	Per	Time	Team	Goal Scorer	Assist	Assist	PIT	BOS	STN
1	1	0:40	BOS	41 ALLISON	02 SWENEY		5 11 20 33 35 44	41 12 14 18 32 34	EV
2	1	7:25	BOS	23 HEINZE	33 CARTER	21 DONATO	6 10 14 35 88 71	23 21 33 34 44 77	EV
3	1	11:00	PIT	29 WRIGHT	24 MORAN	95 MOROZOV	29 2 6 24 35 95	6 20 23 33 34 44	EV
4	2	12:04	PIT	95 MOROZOV	68 JAGR		95 10 11 23 35 68	11 25 26 34 42 77	EV
5	3	5:43	BOS	21 DONATO	23 HEINZE	44 ELLETT	2 8 18 24 29 35	21 20 23 33 34 44	EV
6	3	17:45	BOS	14 SAMSONOV	41 ALLISON		6 28 95 57 71 95	14 12 18 32 34 41	EV
7	3	18:48	BOS	28 TAYLOR	11 AXELSSON	42 SULLIVAN	4 10 14 44 68 95	28 11 18 34 42 77	EV

PITTSBURGH PENGUINS

#	Per	Time	Player	PIM	Penalty
1	1	19:44	29 WRIGHT	2:00	Roughing
2	2	9:19	5 WERENKA	2:00	Tripping - Obstruction
3	2	18:58	20 LANG	2:00	Board check
4	3	10:40	95 MOROZOV	2:00	Kneeing

BOSTON BRUINS

#	Per	Time	Player	PIM	Penalty
1	1	19:15	23 HEINZE	2:00	Hooking
2	1	19:44	22 BAUMGARTNEF	2:00	Roughing
3	2	3:47	26 TAYLOR	2:00	Hooking - Obstruction
4	2	12:29	22 BAUMGARTNEF	2:00	Roughing

GOALS BY PER.

	PIT	BOS
1	1	2
2	1	0
3	0	3
T	2	5

SHOTS ON GOAL

	PIT	BOS
1	8	11
2	8	3
3	5	8
T	18	22

PENALTIES-MIN

	PIT	BOS
1	1-2	2-4
2	2-4	2-4
3	1-2	0-0
T	4-8	4-8

POWERPLAY (GOALS-OFF)

	PIT	BOS
1	0-1	0-0
2	0-2	0-2
3	0-0	0-1
T	0-3	0-3
Time	6:00	6:00

GOALIES (GOALS-SHOTS AGAINST)

	1	2	3	T	Time
PIT(U) BARRASSO	2-11	0-3	2-7	4-21	59:14
PIT EMPTY NET	0-0	0-0	1-1	1-1	
BOS(W) DAFOE	1-5	1-8	0-5	2-18	60:00

THREE STARS

- 1 BOS 23 HEINZE
 - 2 PIT 68 JAGR
 - 3 BOS 41 ALLISON
- by: WBZ Radio

OFFICIALS

- Referee: Dan Van Metershoven
- Linesmen: Kevin Collins
- Umpire: Stephen Praves

The NHL Game Report is provided courtesy of the NHL to members of the established media for their exclusive use for news and editorial purposes only and not for any commercial purposes. Any use or distribution of this material for a commercial purpose without the express written permission of the NHL is prohibited.

VISITOR



OTTAWA SENATORS
Game 48 Away Game 26

Event Summary

Game 0615
Tuesday, January 20, 1998
7:00 PM ET at Civic Arena
Attendance 13,116
FINAL

HOME



PITTSBURGH PENGUINS
Game 48 Home Game 22

		OTTAWA SENATORS		SHF	SHOTS					MS	FW	FL	F%	PN	PIM	HT	TK	GV	BS
		+/	TOI		1	2	3	OT	T										
1	G			65:00															
31	G			0:00															
2	D	E	10:47	19		1			1										
4	D	E	16:18	23			2	1	3					1	2	1	1		1
6	D	E	14:57	23	1				1	1								1	1
7	L	E	11:38	19						1				1	2	1	1		1
10	R	E	16:53	26	1		1		2										
11	R	E	16:59	26						1						1		1	1
12	R	E	14:06	23	1			1	2										
14	C	E	14:44	22	1		2		3		6	10	37				1		
15	L	E	20:43	27	3	1	1		5	1	4	3	57				2	1	1
16	C	E	13:06	22	2				2	1	11	6	64					1	1
17	R	E	7:54	12	1	1			2					1	2				
19	C	E	21:09	25	2		1		3	2	7	9	43				1	1	
20	L	E	18:13	27			1	1	2										2
22	C	E	14:00	21			1		1		5	6	45	1	2	1	1		1
24	D	E	25:49	33						1									
27	D	E	25:53	34	1				1	1				3	6	2	1		2
29	D	E	24:43	31	1	2	1		4	1									1
33	D	E	25:20	33		2	1		3	1								1	1
				0:00										1	2				
		E			14	7	11	3	35	11	33	34	49	8	16	6	8	6	13

		PITTSBURGH PENGUINS		SHF	SHOTS					MS	FW	FL	F%	PN	PIM	HT	TK	GV	BS
		+/	TOI		1	2	3	OT	T										
31	G			0:00															
35	G			65:00										1	2				
2	D	E	14:22	17										2	4	1			1
4	D	E	30:08	30	1		1		2								2	1	
5	D	E	20:10	25						2				1	2	1			3
10	C	E	27:52	32		1	1		2		17	9	65	1	2	1			2
11	D	E	19:16	26				1	1							3		1	3
14	C	E	25:29	30			1		1	4	8	7	53	1	2	1	1	2	
16	L	E	16:32	24	2		2		4	2	4	6	40			1		1	
20	C	E	16:52	26							5	5	50			1			2
23	D	E	23:43	24		1	1		2	1								1	6
24	D	E	7:00	11															
29	C	E	1:07	3															
33	L	E	10:18	15						1		2	0			1	1		
44	R	E	13:08	17			3		3	2									
57	R	E	0:06	1															
68	R	E	30:16	30		1	1		2	1				1	2			3	
71	D	E	20:53	24		1	1		2	1				1	2		2	2	1
82	C	E	24:33	31	1	1	1		3			4	0				1	1	1
95	R	E	10:11	12		1			1									1	1
		E			4	6	12	1	23	14	34	33	51	8	16	10	7	13	20

TOI=Time On Ice SHF=# of Shifts MS=Missed Shots FW=Faceoffs Won FL=Faceoffs Lost F%=Faceoff Win Percentage
PN=Number of Penalties PIM=Penalty Minutes HT=Hits Given TK=Takeaways GV=Giveaways BS=Blocked Shots



OTTAWA SENATORS
Game 48 Away Game 26

Game Summary

Game 0615
Tuesday, January 20, 1998
7:00 PM ET at Civic Arena
Attendance 13,116
FINAL



PITTSBURGH PENGUINS
Game 48 Home Game 22

SCORING SUMMARY

G	Per	Time	Team	Goal Scorer	Assist	Assist	OTT	PIT	STR
---	-----	------	------	-------------	--------	--------	-----	-----	-----

OTTAWA SENATORS

#	Per	Time	Player	PIM	Penalty
1	1	2:47	22 VAN ALLEN	2:00	Roughing
2	1	2:47	17 MURRAY	2:00	Roughing
3	1	9:33	27 LAUKKANEN	2:00	Hi stick
4	2	1:04	27 LAUKKANEN	2:00	Hooking
5	2	12:53	4 PHILLIPS	2:00	Hooking
6	2	19:46	Team	2:00	Too many men/ice - bench
7	3	8:34	27 LAUKKANEN	2:00	Hooking
8	3	12:32	7 CUNNEYWORT	2:00	Hooking

PITTSBURGH PENGUINS

#	Per	Time	Player	PIM	Penalty
1	1	2:47	2 TAMER	2:00	Roughing
2	1	2:47	2 TAMER	2:00	Cross check
3	1	2:47	71 SLEGR	2:00	Roughing
4	1	10:27	14 BARNES	2:00	Tripping - Obstruction
5	1	19:08	5 WERENKA	2:00	Holding - Obstruction
6	2	7:52	10 FRANCIS	2:00	Tripping - Obstruction
7	2	19:59	35 BARRASSO	2:00	Roughing
8	3	9:06	68 JAGR	2:00	Interference - Obstruction

GOALS BY PER.

	OTT	PIT
1	0	0
2	0	0
3	0	0
4	0	0
T	0	0

SHOTS ON GOAL

	OTT	PIT
1	14	4
2	7	6
3	11	12
4	3	1
T	35	23

PENALTIES-MIN

	OTT	PIT
1	3-6	5-10
2	3-6	2-4
3	2-4	1-2
4	0-0	0-0
T	8-16	8-16

POWERPLAY (GOALS-OPP)

	OTT	PIT
1	0-3	0-1
2	0-1	0-3
3	0-2	0-2
4	0-0	0-0
T	0-6	0-6
Time	7:35	7:35

GOALIES (GOALS-SHOTS AGAINST)

	1	2	3	OT	T	Time
OTT(T) RHODES	0-4	0-6	0-12	0-1	0-23	65:00
PIT(T) BARRASSO	0-14	0-7	0-11	0-3	0-35	65:00

THREE STARS

1	PIT	35	BARRASSO
2	OTT	1	RHODES
3	PIT	82	STRAKA

by:

OFFICIALS

Referee:	Dan O'Halloran
Linesman:	Mark Pare
Linesman:	Ray Scapinello



HOME



Event Summary

Game 0632
Thursday, January 22, 1998
7:38 PM ET at Continental Airlines Arena
Attendance 17,936
FINAL

PITTSBURGH PENGUINS
Game 49 Away Game 27

NEW JERSEY DEVILS
Game 48 Home Game 27

		PITTSBURGH PENGUINS	+/-	TOI	SHF	SHOTS					MS	FW	FL	F%	PN	PIM	HT	TK	GV	BS
						1	2	3	OT	T										
31	G	WREGGET, KEN		0:00																
35	G	BARRASSO, TOM		60:00																
2	D	TAMER, CHRIS	E	16:31	20	1				1						1				
4	D	HATCHER, KEVIN	+3	22:25	26	3				3	1						2	3	1	
5	D	WERENKA, BRAD	-1	21:10	28		1	1		2	1					1	1	1	1	
10	C	FRANCIS, RON	+2	22:57	27						9	3	75			1	5		1	
11	D	KASPARAITIS, DARIUS	-1	20:47	25					1						3			4	
14	C	BARNES, STU	+2	24:13	33	3	2			5	2	13	6	88		4		3		
16	L	DLCZYK, ED	E	16:31	21		1			1	1	6	4	80		3				
18	L	VALK, GARRY	E	4:08	8											4	1			
20	C	LANG, ROBERT	-2	14:47	26					1	1	4	20			2				
23	D	OLAUSSON, FREDRIK	+1	22:38	27					2						1	1	1	1	
24	D	MORAN, IAN	+1	4:35	9											1	1			
29	C	WRIGHT, TYLER	E	3:05	4						2		100					1	1	
33	L	HICKS, ALEX	-2	16:17	25		2			2				1	2	5			1	
44	R	BROWN, ROB	-1	15:40	22		1	1		2	3					3	1	1	1	
68	R	JAGR, JAROMIR	+1	24:53	28	1				1	1						1	2		
71	D	SLEGR, JIRI	E	17:53	20		1	1		2	1			1	2	2				
82	C	STRAKA, MARTIN	+1	16:29	21			1		1	1	4	20				3		1	
95	R	MOROZOV, ALEXEI	E	11:45	16			1		1						1	1			
		TEAM TOTALS	4			8	8	4	0	20	15	32	21	60	2	4	32	17	12	12

		NEW JERSEY DEVILS	+/-	TOI	SHF	SHOTS					MS	FW	FL	F%	PN	PIM	HT	TK	GV	BS
						1	2	3	OT	T										
1	G	DUNHAM, MIKE		0:00																
30	G	BRODEUR, MARTIN		58:43																
2	D	SOURAY, SHELDON	E	13:46	19	1		1		2						1				
4	D	STEVENS, SCOTT	-1	24:40	28			3		3	3					2	3		1	
5	D	BODGER, DOUG	E	14:24	19					1						1				
6	D	BOMBARDIR, BRAD	+1	13:31	17														1	
10	C	PEDERSON, DENIS	E	8:21	12			1		1	4	6	40			5	1	1		
14	L	ROLSTON, BRIAN	E	18:48	24	1	1	1		3						3	4		1	
16	C	HOLIK, BOBBY	E	17:08	19	1	2	1		4	3	6	25			3		1	1	
17	C	SYKORA, PETR	-2	13:46	17	1	1			2	3	1	100			1	2		2	
19	C	CARPENTER, BOB	E	13:54	18						6	9	40			2	1			
21	R	MCKAY, RANDY	E	14:13	17											2	1			
22	L	DANIELS, SCOTT	E	7:41	10											4				
23	L	ANDREYCHUK, DAVE	-1	16:16	17			2		2						2		1		
24	D	ODELEIN, LYLE	-1	22:35	28					2						3	1	1		
25	C	ARNOTT, JASON	E	20:12	22	1	3			4		2	0			6		1		
26	R	ELIAS, PATRIK	E	12:34	16					1						1		1		
27	D	NIEDERMAYER, SCOTT	E	23:34	20	2		2		4						3	4	1		
32	R	THOMAS, STEVE	E	18:08	22			1		1	1					2	3			
93	C	GILMOUR, DOUG	-1	23:57	22						8	9	47			1	2	1		
		TEAM TOTALS	-5			7	7	12	0	26	15	21	32	40	0	0	42	22	8	6

TOI=Time On Ice SHF=# of Shifts MS=Missed Shots FW=Faceoffs Won FL=Faceoffs Lost F%=Faceoff Win Percentage
PN=Number of Penalties PIM=Penalty Minutes HT=Hits Given TK=Takeaways GV=Giveaways BS=Blocked Shots

This NHL Game Report is provided courtesy of the NHL to members of the professional media for their exclusive use for news and editorial purposes only and not for any commercial purpose. Any use or distribution of this material for a commercial purpose without the express written permission of the NHL is prohibited.



PITTSBURGH PENGUINS
Game 49 Away Game 27

Game Summary

Game 0632
Thursday, January 22, 1998
7:38 PM ET at Continental Airlines Arena
Attendance 17,936
FINAL



NEW JERSEY DEVILS
Game 48 Home Game 27

SCORING SUMMARY

G	Per	Time	Team	Goal Scorer	Assist	Assist	PIT	N.J	STR
1	1	2:40	PIT	68 JAGR	10 FRANCIS	14 BARNES	68 4 5 10 14 35	4 14 19 24 30 32	EV
2	1	19:39	PIT	4 HATCHER	82 STRAKA		4 11 24 35 82	17 23 26 27 30 93	SH
3	2	8:54	N.J	14 ROLSTON	32 THOMAS		5 11 20 33 35 68	14 4 19 24 30 32	EV
4	2	10:30	PIT	14 BARNES	68 JAGR		14 4 10 23 35 68	4 17 24 25 30 93	EV
5	3	7:47	N.J	27 NIEDERMAYER	93 GILMOUR	25 ARNOTT	5 11 20 33 35 44	27 6 25 26 30 93	EV

PITTSBURGH PENGUINS

#	Per	Time	Player	PIM	Penalty
1	1	7:43	33 HICKS	2:00	Holding - Obstruction
2	1	18:09	71 SLEGR	2:00	Elbowing

NEW JERSEY DEVILS

#	Per	Time	Player	PIM	Penalty
(Empty table)					

GOALS BY PER.

	PIT	N.J
1	2	0
2	1	1
3	0	1
T	3	2

SHOTS ON GOAL

	PIT	N.J
1	8	7
2	8	7
3	4	12
T	20	26

PENALTIES-MIN

	PIT	N.J
1	2-4	0-0
2	0-0	0-0
3	0-0	0-0
T	2-4	0-0

POWERPLAY (GOALS-OPP)

	PIT	N.J
1	0-0	0-2
2	0-0	0-0
3	0-0	0-0
T	0-0	0-2
Time	0:00	4:00

GOALIES (GOALS-SHOTS AGAINST)

	1	2	3	T	Time
PIT(W) BARRASSO	0-7	1-7	1-12	2-26	60:00
N.J.(L) BRODEUR	2-8	1-8	0-4	3-20	58:43

THREE STARS

- 1 PIT 68 JAGR
- 2 PIT 14 BARNES
- 3 PIT 4 HATCHER

by: N.A

OFFICIALS

Referee: Paul Stewart
Linesman: Kevin Collins
Linesman: Evaz Kovachik

VISITOR



BOSTON BRUINS
Game 48 Away Game 26

Event Summary

Game 0639
Saturday, January 24, 1998
3:00 PM ET at Civic Arena
Attendance 16,175
FINAL

HOME



PITTSBURGH PENGUINS
Game 50 Home Game 23

		BOSTON BRUINS	+/-	TOI	SHF	SHOTS					MS	FW	FL	F%	PN	PIM	HT	TK	GV	BS
						1	2	3	OT	T										
34	G	DAFOE, BYRON		3:24																
35	G	TALLAS, ROBBIE		56:19																
6	C	THORNTON, JOE	+1	7:31	12			1		1		3	1	75						
11	R	AXELSSON, PER	-3	15:47	20			1		1						1	1			
12	L	KHRISTICH, DMITRI	-1	19:46	18					1							1	1		
14	L	SAMSONOV, SERGEI	+2	16:17	16	1		2		3	1							3	1	
18	D	MCLAREN, KYLE	+1	21:28	21		1	1		2	1					1	2			
19	R	DIMAIO, ROB	E	15:55	19		1			1					1	5	1			
20	D	VAN IMPE, DARREN	E	11:29	11	1				1										
21	L	DONATO, TED	-1	16:11	17					1	3	6	33							
22	L	BAUMGARTNER, KEN	E	4:59	9			2		2				1	5	1				
23	R	HEINZE, STEVE	-1	15:12	18		1			1							3	1		
25	D	GILL, HAL	-2	15:16	15					1										
26	C	TAYLOR, TIM	-2	13:11	19	2				2	1	7	11	38						
32	D	SWEENEY, DON	+1	22:25	22			1		1							4			
33	C	CARTER, ANSON	-2	15:41	19			2		2	1	1		100			2			
41	C	ALLISON, JASON	E	23:49	17			2		2		11	6	64						
42	L	SULLIVAN, MIKE	E	11:53	17					2	2	2	3	40		1	2		1	
44	D	ELLETT, DAVE	-1	20:44	19			2		2										
77	D	BOURQUE, RAY	-3	28:42	23	1	2	4		7	1									
		TEAM TOTALS	-11			5	5	18	0	28	11	27	27	50	4	14	12	7	2	1

		PITTSBURGH PENGUINS	+/-	TOI	SHF	SHOTS					MS	FW	FL	F%	PN	PIM	HT	TK	GV	BS
						1	2	3	OT	T										
31	G	WREGGET, KEN		0:00																
35	G	BARRASSO, TOM		59:58											3	9	1			1
2	D	TAMER, CHRIS	+1	11:43	20			1		1								2		1
4	D	HATCHER, KEVIN	+1	25:44	26		1			1	1						2	1		1
5	D	WERENKA, BRAD	E	22:01	28	1				1								1	2	
10	C	FRANCIS, RON	+2	20:31	23	1	1			2	1	8	2	80						
11	D	KASPARAITIS, DARIUS	E	21:32	27					4	4	8	9	47	1	2	2		3	
14	C	BARNES, STU	+2	20:59	24	3		1		4	4	8	9	47						
16	L	OLCZYK, ED	E	15:05	19						2	4	2	66			3			1
18	L	VALK, GARRY	E	4:53	7	1	2			3										
20	C	LANG, ROBERT	E	17:07	22	1				1	1	5	10	33			1	1	1	1
23	D	OLAUSSON, FREDRIK	+1	20:37	24	1				1							1			2
24	D	MORAN, IAN	E	10:37	13	1				1		2	3	40			1	1		
29	C	WRIGHT, TYLER	E	5:08	7		1			1					1	5	3			
33	L	HICKS, ALEX	-1	13:25	16				1	1							2	1		
44	R	BROWN, ROB	E	15:48	19			1		1										
68	R	JAGR, JAROMIR	+1	25:08	28	1	2			3	1								1	
71	D	SLEGR, JIRI	+1	15:55	22	1				1					1	2				
82	C	STRAKA, MARTIN	+1	15:44	21	1				1			1	0				2		
95	R	MOROZOV, ALEXEI	+1	9:43	15	1				1	1									1
		TEAM TOTALS	10			13	7	3	0	23	11	27	27	50	6	18	19	12	4	8

TOI=Time On Ice SHF=# of Shifts MS=Missed Shots FW=Faceoffs Won FL=Faceoffs Lost F%=Faceoff Win Percentage
PN=Number of Penalties PIM=Penalty Minutes HT=Hits Given TK=Takeaways GV=Giveaways BS=Blocked Shots

VISITOR



BOSTON BRUINS
Game 48 Away Game 26

Game Summary

Game 0639
Saturday, January 24, 1998
3:00 PM ET at Civic Arena
Attendance 16,175
FINAL

HOME



PITTSBURGH PENGUINS
Game 50 Home Game 23

SCORING SUMMARY

G	Per	Time	Team	Goal Scorer	Assist	Assist	BOS	PIT	STR
1	1	8:09	PIT	14 BARNES	68 JAGR	10 FRANCIS	11 18 19 26 32 35	14 5 10 23 35 68	EV
2	1	16:39	PIT	82 STRAKA	95 MOROZOV	16 OLCZYK	21 23 25 33 35 77	82 2 16 35 71 95	EV
3	2	4:35	BOS	19 DIMAIO	41 ALLISON	32 SWEENEY	19 14 18 32 35 41	5 10 23 33 35 44	EV
4	3	3:21	PIT	14 BARNES	68 JAGR	4 HATCHER	11 25 26 33 35 77	14 4 10 23 35 68	EV
5	3	8:12	BOS	14 SAMSONOV	32 SWEENEY	18 MCLAREN	14 6 18 21 32 35	5 11 16 35 68 82	EV
6	3	19:51	PIT	44 BROWN	82 STRAKA	11 KASPARAITIS	11 12 21 41 44 77	44 5 10 11 35 82	EV

BOSTON BRUINS

#	Per	Time	Player	PIM	Penalty
1	1	0:37	19 DIMAIO	5:00	Fighting (maj)
2	1	4:34	22 BAUMGARTNER	5:00	Fighting (maj)
3	1	14:26	18 MCLAREN	2:00	Holding stick - Obstruction
4	2	9:13	44 ELLETT	2:00	Hooking

PITTSBURGH PENGUINS

#	Per	Time	Player	PIM	Penalty
1	1	0:37	33 HICKS	5:00	Fighting (maj)
2	1	4:34	2 TAMER	5:00	Fighting (maj)
3	1	4:34	2 TAMER	2:00	Charging
4	2	13:24	71 SLEGR	2:00	Interference - Obstruction
5	2	18:22	2 TAMER	2:00	Hooking - Obstruction
6	3	14:09	11 KASPARAITIS	2:00	Cross check

GOALS BY PER.

	BOS	PIT
1	0	2
2	1	0
3	1	2
T	2	4

SHOTS ON GOAL

	BOS	PIT
1	5	13
2	5	7
3	18	3
T	28	23

PENALTIES-MIN

	BOS	PIT
1	3-12	3-12
2	1-2	2-4
3	0-0	1-2
T	4-14	6-18

POWERPLAY (GOALS-OPP)

	BOS	PIT
1	0-1	0-1
2	0-2	0-1
3	0-1	0-0
T	0-4	0-2
Time	8:00	4:00

GOALIES (GOALS-SHOTS AGAINST)

		1	2	3	T	Time
BOS	DAFOE	0-0	0-0	0-0	0-0	3:24
BOS(L)	TALLAS	2-13	0-7	1-2	3-22	56:19
BOS	EMPTY NET	0-0	0-0	1-1	1-1	
PIT(W)	BARRASSO	0-5	1-5	1-18	2-28	59:58

THREE STARS

1 PIT	14 BARNES
2 PIT	68 JAGR
3 PIT	35 BARRASSO

by:

OFFICIALS

Referee:	Rob Martell
Linesman:	Brian Murphy
Linesman:	Stephane Provost

VISITOR



ST LOUIS BLUES
Game 53 Away Game 25

Event Summary

Game 0653
Monday, January 26, 1998
7:00 PM ET at Civic Arena
Attendance 13,694
FINAL

HOME



PITTSBURGH PENGUINS
Game 51 Home Game 24

		ST LOUIS BLUES	+/-	TOI	SHF	SHOTS					MS	FW	FL	F%	PN	PIM	HT	TK	GV	BS
						1	2	3	OT	T										
29	G	MCLENNAN, JAMIE		52:56																
31	G	FUHR, GRANT		5:44																
2	D	MACINNIS, AL	-2	29:58	27	1	3	1		5	4			2	4			1	1	1
4	D	BERGEVIN, MARC	E	15:40	18											2	1			1
6	D	RIVERS, JAMIE	-1	14:53	20			3		3						1				1
9	C	TURCOTTE, DARREN	E	7:14	13						1	3	3	50				1		
10	R	CAMPBELL, JIM	-2	17:33	22			1		1	1		1	0						
14	L	COURTNALL, GEOFF	-1	18:20	21		2			2	3									
19	D	MCALPINE, CHRIS	E	3:37	6															
22	C	CONROY, CRAIG	E	15:49	23		1	1		2		12	8	60		1				1
23	R	ATCHEYNUM, BLAIR	E	14:51	22	1				1										1
25	C	RHEAUME, PASCAL	-1	6:53	13															
27	R	YAKE, TERRY	E	9:45	13		1			1		6	3	66						1
28	D	DUCHESNE, STEVE	-1	29:20	28	1		2		3	3							2	1	
33	R	PELLERIN, SCOTT	-1	17:15	23	1				1	1					1		2	2	
37	C	YORK, HARRY	-2	14:14	20	1		1		2		5	2	71		1				
38	R	DEMITRA, PAVOL	E	17:05	22	1		2		3	4									1
39	R	CHASE, KELLY	E	5:35	8										1	2	2			1
44	D	PRONGER, CHRIS	E	32:05	32			1		1	1				2	4		3		
77	C	TURGEON, PIERRE	E	21:20	24	1	1	2		4		8	12	40				1		1
		TEAM TOTALS	-11			7	8	14	0	29	18	34	29	54	5	10	8	11	8	5

		PITTSBURGH PENGUINS	+/-	TOI	SHF	SHOTS					MS	FW	FL	F%	PN	PIM	HT	TK	GV	BS
						1	2	3	OT	T										
31	G	WREGGET, KEN		0:00																2
35	G	BARRASSO, TOM		60:00																
2	D	TAMER, CHRIS	+2	15:55	23		2			2					1	2		1	2	1
4	D	HATCHER, KEVIN	-1	26:27	26					2					1					1
5	D	WERENKA, BRAD	+1	19:46	27	1				1	1					2			1	2
10	C	FRANCIS, RON	-1	22:01	23	1		1		2		10	15	40				2	1	2
11	D	KASPARAITIS, DARIUS	+1	16:05	22	1		1		2	1				1	2	3		1	3
14	C	BARNES, STU	-1	22:01	23	1				1			2	0				1	1	
16	L	OLCZYK, ED	+2	14:16	20	2		2		4		5	9	35						
18	L	VALK, GARRY	E	6:59	13												2			
20	C	LANG, ROBERT	+1	16:07	24					1	10	4	71				1			
23	D	OLAUSON, FREDRIK	-1	23:43	23	1				1							1	1	2	1
24	D	MORAN, IAN	E	12:45	19			1	1	2										1
29	C	WRIGHT, TYLER	E	6:23	12							2	4	33						
33	L	HICKS, ALEX	+1	13:24	21						1				1	2	3			2
44	R	BROWN, ROB	+1	14:13	21							1		100			1			1
68	R	JAGR, JAROMIR	-1	22:47	22			1		1	2									1
71	D	SLEGR, JIRI	+2	15:02	23															2
82	C	STRAKA, MARTIN	+2	16:06	21			1		1		1		100						
95	R	MOROZOV, ALEXEI	+2	10:44	16	1				1							1	1		
		TEAM TOTALS	10			8	4	6	0	18	8	29	34	46	3	6	14	10	15	11

TOI=Time On Ice SHF=# of Shifts MS=Missed Shots FW=Faceoffs Won FL=Faceoffs Lost F%=Faceoff Win Percentage
PN=Number of Penalties PIM=Penalty Minutes HT=Hits Given TK=Takeaways GV=Giveaways BS=Blocked Shots

VISITOR



ST LOUIS BLUES
Game 53 Away Game 25

Game Summary

Game 0653
Monday, January 26, 1998
7:00 PM ET at Civic Arena
Attendance 13,694
FINAL

HOME



PITTSBURGH PENGUINS
Game 51 Home Game 24

SCORING SUMMARY

G	Per	Time	Team	Goal Scorer	Assist	Assist	STL	PIT	STR
1	1	4:46	PIT	11 KASPARAITIS	Unassisted		2 6 14 31 38 77	11 5 20 33 35 44	EV
2	1	5:44	PIT	16 OLCZYK	Unassisted		10 28 31 33 37 44	16 2 35 71 82 95	EV
3	1	5:56	PIT	95 MOROZOV	16 OLCZYK	2 TAMER	2 4 10 25 29 37	95 2 16 35 71 82	EV
4	1	11:52	STL	28 DUCHESNE	77 TURGEON	44 PRONGER	28 2 10 29 44 77	2 5 16 20 35	PP
5	2	16:02	PIT	82 STRAKA	44 BROWN	16 OLCZYK	4 23 29 33 44	82 5 16 24 35 44	PP
6	3	9:43	STL	38 DEMITRA	44 PRONGER		38 4 29 44 77	4 10 14 23 35 68	SH

ST LOUIS BLUES

#	Per	Time	Player	PIM	Penalty
1	1	2:10	44 PRONGER	2:00	Hooking
2	1	12:12	44 PRONGER	2:00	Hi stick
3	2	14:15	2 MACINNIS	2:00	Hi stick
4	2	14:15	2 MACINNIS	2:00	Hi stick
5	3	8:34	39 CHASE	2:00	Interference - Obstruction

PITTSBURGH PENGUINS

#	Per	Time	Player	PIM	Penalty
1	1	11:06	4 HATCHER	2:00	Holding - Obstruction
2	2	3:34	33 HICKS	2:00	Interference - Obstruction
3	3	2:02	11 KASPARAITIS	2:00	Interference - Obstruction

GOALS BY PER.

	STL	PIT
1	1	3
2	0	1
3	1	0
T	2	4

SHOTS ON GOAL

	STL	PIT
1	7	8
2	8	4
3	14	6
T	29	18

PENALTIES-MIN

	STL	PIT
1	2-4	1-2
2	2-4	1-2
3	1-2	1-2
T	5-10	3-6

POWERPLAY (GOALS-OPP)

	STL	PIT
1	1-1	0-2
2	0-1	1-2
3	0-1	0-1
T	1-3	1-5
Time	4:46	9:47

GOALIES (GOALS-SHOTS AGAINST)

	1	2	3	T	Time
STL(L) MCLENNAN	1-4	1-4	0-6	2-14	52:56
STL FUHR	2-4	0-0	0-0	2-4	5:44
PIT(W) BARRASSO	1-7	0-8	1-14	2-29	60:00

THREE STARS

1 PIT	16 OLCZYK
2 PIT	35 BARRASSO
3 PIT	82 STRAKA

by:

OFFICIALS

Referee:	Paul Devorski
Linesman:	Brian Murphy
Linesman:	Stephane Provost

VISITOR



PITTSBURGH PENGUINS
Game 52 Away Game 29

1-22-98; 7:34 ;

0-

814126421922

Event Summary

Game 0665
Wednesday, January 28, 1998
7:10 PM ET at MCI Center
Attendance 18,716
FINAL

HOME

WASHINGTON CAPITALS
Game 52 Home Game

PITTSBURGH PENGUINS				SHF	SHOTS														
NO	POS	NAME	TOI		1	2	3	OT	T	MS	FW	FL	F%	PN	PIM	HT	TK	GV	BS
31	G	WRESCOT, KEN	0:00																
35	G	BARRASSO, TOM	0:00																
2	D	TAMER, CHRIS	05:00																
4	D	HATCHER, KEVIN	+1 18:17	24		1			1										
5	D	WERENKA, BRAD	E 28:10	27	1	1	3		5										
10	C	FRANCIS, RON	+1 23:38	29										1	2	1			
11	D	KASPARAITIS, DARIUS	E 28:19	28		2	2		4		12	3	80						2
14	C	BARNES, STU	E 18:13	24			2		2									1	2
16	L	OLCZYK, ED	E 30:03	31	1		2		2									1	2
18	L	VALK, GARRY	E 18:49	24		1			1		6	10	37		3		1	2	
20	C	LANG, ROBERT	E 2:41	8					1		4	9	30				1	1	
23	D	OLAUSSON, FREDRIK	+1 14:17	22	1				1						2		1		
29	C	WRIGHT, TYLER	E 23:44	24					1	1	5	8	45	2	4	1			1
33	L	HICKS, ALEX	E 5:11	10		1			1	1									1
38	C	JOHANSSON, ANDREAS	+1 14:45	20			1		1		1	4	20				1	1	2
44	R	BROWN, BOB	E 4:38	8			1		1										
69	R	JAGR, JAROMIR	+1 13:51	19											2				
71	D	BLEGR, JIRI	E 27:47	27		2			2										
82	C	STRAKA, MARTIN	E 17:52	23		2			2						2				
85	R	MOROZOV, ALEXEI	E 18:38	24	1											1			
		TEAM TOTALS	E 18:45	22					1	1	1	100	2	4				1	
				6	4	10	9	0	23	3	29	32	46	5	10	12	3	6	11

WASHINGTON CAPITALS				SHF	SHOTS														
NO	POS	NAME	TOI		1	2	3	OT	T	MS	FW	FL	F%	PN	PIM	HT	TK	GV	BS
30	G	RANFORD, BILL	0:00																
37	G	KOLZIG, OLAF	0:00																
2	D	KLEE, KEN	05:00																
3	D	COTE, SYLVAIN	E 12:08	18															
10	L	MILLER, KELLY	E 23:38	27	1											1			
12	R	BONDRA, PETER	E 13:02	18					1	4									
13	C	NIKOLISHIN, ANDREI	-1 28:52	28		2													1
18	L	BRUNETTE, ANDREW	E 18:02	17	1				2	2									1
19	D	WITT, BRENDAN	E 22:15	22			1		2		3	8	38			1		1	
20	C	PIVONKA, MICHAL	E 21:34	24					1	1						2	1		
21	L	TOMS, JEFF	E 10:42	14	1	1			2	1						2			
22	L	KONOWALCHUK, STEVE	E 7:19	8	2				1		7	2	77		2	2			
27	L	BERUBE, CRAIG	-1 12:28	18					2										
28	D	REEKIE, JOE	E 12:19	19															
32	C	HUNTER, DALE	+1 22:53	28					1	1									
44	L	ZEDNIK, RICHARD	E 12:48	15															
55	D	GONCHAR, SERGEI	E 7:54	10			2	3	2	6	7	49	2	4	2		1	2	
77	C	GATEB, ADAM	-1 32:40	30				2											
90	C	JUNEAU, JOE	-1 28:30	25		1	1	1	3	3									
88	D	HOUSLEY, PHIL	E 15:18	18	2	1			3		14	12	53	1	2	1			
		TEAM TOTALS	E 17:28	18												1	4	1	
				-5	7	8	7	8	28	14	32	29	62	6	12	11	5	9	3

TOI = Time On Ice SHF = # of Shifts MS = Missed Shots FW = Faceoffs Won FL = Faceoffs Lost F% = Faceoff Win Percentage
 PN = Number of Penalties PIM = Penalty Minutes HT = Hits Given TK = Takeaways GV = Giveaways BS = Blocked Shots
 Copyright 1998, National Hockey League

1998-01-28-22.06.06

VISITOR

1-22-98 7:33

0

914



PITTSBURGH PENGUINS
Game 52 Away Game 28

Game Summary

Game 0665
Wednesday, January 28, 1998
7:10 PM ET at MCI Center
Attendance 18,716
FINAL

WASH
Game 1

SCORING SUMMARY

G	Per	Time	Team	Goal Scorer	Assist	Assist	PIT	WSH
1	1	1:14	WSH	77 OATES	18 BRUNETTE	12 BONDRA	2 5 14 20 35	77 12 18 37 55 9
2	1	7:33	PIT	14 BARNES	4 HATCHER	98 JAGR	14 4 10 23 35 53	2 9 20 22 37
3	2	12:50	WSH	12 BONDRA	77 OATES	18 BRUNETTE	4 11 35 38 52	12 15 37 55 77 98
4	3	17:29	PIT	33 HICKS	44 BROWN	5 WERENKA	33 2 5 20 35 44	12 22 29 37 55 77

PITTSBURGH PENGUINS

#	Per	Time	Player	PIM	Penalty
1	1	0:24	4 HATCHER	2:00	Interference
2	2	9:31	20 LANG	2:00	Hi stick
3	2	9:31	20 LANG	2:00	Hi stick
4	3	5:21	82 STRAKA	2:00	Hi stick
5	3	13:15	82 STRAKA	2:00	Board check

WASHINGTON CAPITALS

#	Per	Time	Player	PIM	Penalty
1	1	6:38	19 WITT	2:00	Interference
2	1	11:02	29 REEKIE	2:00	Tripping - Obstruction
3	2	0:52	55 GONCHAR	2:00	Hooking - Obstruction
4	2	15:07	77 OATES	2:00	Hooking stick - Obstruction
5	2	18:58	29 REEKIE	2:00	Hi stick
6	3	6:45	18 BRUNETTE	2:00	Hooking - Obstruction

GOALS BY PER.

	PIT	WSH
1	1	1
2	0	1
3	1	0
4	0	0
T	2	2

SHOTS ON GOAL

	PIT	WSH
1	4	7
2	10	8
3	8	7
4	0	6
T	22	28

PENALTIES-MIN

	PIT	WSH
1	1-2	2-4
2	2-4	3-8
3	2-4	1-2
4	0-0	0-0
T	5-10	6-12

POWERPLAY (GOALS-OPP)

	PIT	WSH
1	1-2	1-1
2	0-2	1-2
3	0-1	0-2
4	0-0	0-0
T	1-6	2-5
Time	10:21	7:33

GOALIES (GOALS-SHOOTS AGAINST)

	1	2	3	OT	T	Time
PIT(T) BARRASSO	1-7	1-8	0-7	0-6	2-28	65:00
WSH(T) KOLZIG	1-4	0-10	1-9	0-0	2-23	65:00

THREE STARS

- 1 WSH 77 OATES
- 2 WSH 12 BONDRA
- 3 PIT 14 BARNES

by: N.A.

OFFICIALS

- Referee: Paul Stewart
- Linesman: Pat Duprez
- Linesman: Pierre Restoit

VISITOR

HOME



PITTSBURGH PENGUINS
Game 53 Away Game 29

Event Summary

Game 0671
Thursday, January 29, 1998
7:39 PM ET at FleetCenter
Attendance 15,020
FINAL

BOSTON BRUINS
Game 51 Home Game 24

		PITTSBURGH PENGUINS				SHOTS														
		+/-	TOI	SHF		1	2	3	OT	T	MS	FW	FL	F%	PN	PIM	HT	TK	GV	BS
31	G	WREGGET, KEN		0:00																
35	G	BARRASSO, TOM		60:00																
2	D	TAMER, CHRIS	E	14:52	21									1	2					
4	D	HATCHER, KEVIN	+1	26:19	25	2	2	1		5							3		1	
5	D	WERENKA, BRAD	E	19:15	24												2		2	
10	C	FRANCIS, RON	+1	24:19	23	1				1		5	5	50						
11	D	KASPARAITIS, DARIUS	E	17:47	19	1	1	1		3							3			
14	C	BARNES, STU	+1	23:12	25	1	1			2		13	7	65					2	
16	L	OLCZYK, ED	-1	16:02	20		1	1		2										
20	C	LANG, ROBERT	E	12:24	18															
23	D	OLAUSSON, FREDRIK	+1	22:39	23														1	
29	C	WRIGHT, TYLER	E	3:37	9	1				1										
33	L	HICKS, ALEX	+1	13:00	18	2		2		4										
38	C	JOHANSSON, ANDREAS	-1	7:38	10					1									1	
44	R	BROWN, ROB	+1	12:34	18															
57	R	FERRARO, CHRIS	E	4:25	6	1				1										
68	R	JAGR, JAROMIR	+1	22:55	25	1	4			5										
71	D	SLEGR, JIRI	E	18:03	25		1	1		2							1		1	
82	C	STRAKA, MARTIN	E	16:51	23															
95	R	MOROZOV, ALEXEI	E	12:01	18			1		1			1	0					1	
		TEAM TOTALS	E			10	10	7	0	27	8	30	23	57	5	10	18	1	3	8

		BOSTON BRUINS				SHOTS														
		+/-	TOI	SHF		1	2	3	OT	T	MS	FW	FL	F%	PN	PIM	HT	TK	GV	BS
34	G	DAFOE, BYRON		59:34																
47	G	GRAHAME, JOHN		0:00																
6	C	THORNTON, JOE	-1	12:11	15		1			1		9	7	56			2			
11	R	AXELSSON, PER	E	15:41	18			2		2	1							1	1	
12	L	KHRISTICH, DMITRI	-1	15:45	17			2		2			1	0	1	2	1		1	
14	L	SAMSONOV, SERGEI	-1	14:34	19	1				1	2								1	
18	D	MCLAREN, KYLE	E	26:10	26	1		2		3	2				1	2	3		1	
19	R	DIMAIO, ROB	-1	15:23	19	2	1	1		4									3	
20	D	VAN IMPE, DARREN	+1	17:13	16		1	1		2							2			
21	L	DONATO, TED	E	8:16	10	1				1							5		1	
22	L	BAUMGARTNER, KEN	E	4:21	6										1	2			1	
23	R	HEINZE, STEVE	+1	16:58	16		1	2		3										
25	D	GILL, HAL	-1	23:42	23						1									
26	C	TAYLOR, TIM	-1	17:27	21			2		2		8	11	42			2	1		
32	D	SWEENEY, DON	-1	17:36	21															
33	C	CARTER, ANSON	+1	19:16	19	2		1		3	3						3		1	
41	C	ALLISON, JASON	+1	21:22	19	1		2		3	1	6	7	46					1	
42	L	SULLIVAN, MIKE	-1	10:54	14			1		1			4	0						
44	D	ELLETT, DAVE	-1	23:32	26	1	1			2	2									
77	D	BOURQUE, RAY	E	10:59	8	1				1										
		TEAM TOTALS	-5			10	9	12	0	31	12	23	30	43	5	21	30	3	6	9

TOI=Time On Ice SHF=# of Shifts MS=Missed Shots FW=Faceoffs Won FL=Faceoffs Lost F%=Faceoff Win Percentage
PN=Number of Penalties PIM=Penalty Minutes HT=Hits Given TK=Takeaways GV=Giveaways BS=Blocked Shots

VISITOR

HOME



Game Summary

Game 0671
 Thursday, January 29, 1998
 7:39 PM ET at FleetCenter
 Attendance 15,020
FINAL

PITTSBURGH PENGUINS
 Game 53 Away Game 29

BOSTON BRUINS
 Game 51 Home Game 24

SCORING SUMMARY

G	Per	Time	Team	Goal Scorer	Assist	Assist	PIT	BOS	STR
1	1	19:52	PIT	14 BARNES	23 OLAUSSON	10 FRANCIS	14 4 10 16 23 35	19 25 34 42 44	PP
2	2	6:10	BOS	20 VAN IMPE	42 SULLIVAN		4 10 14 23 35	20 18 19 26 34 42	PP
3	2	7:32	PIT	4 HATCHER	68 JAGR	14 BARNES	4 10 14 23 35 68	19 25 26 34 42 44	EV
4	3	9:01	PIT	4 HATCHER	10 FRANCIS	23 OLAUSSON	4 10 14 23 35 68	11 18 25 26 34	PP
5	3	11:37	BOS	23 HEINZE	18 MCLAREN	33 CARTER	4 11 18 35 38 82	23 18 20 33 34 41	EV
6	3	18:52	PIT	33 HICKS	44 BROWN		33 4 11 35 44 82	6 12 14 18 32 34	EV

PITTSBURGH PENGUINS

#	Per	Time	Player	PIM	Penalty
1	1	9:50	29 WRIGHT	2:00	Interference
2	2	4:23	20 LANG	2:00	Holding stick
3	2	16:32	68 JAGR	2:00	Hooking
4	3	9:32	16 OLCZYK	2:00	Interference
5	3	15:39	35 BARRASSO	2:00	Slashing

BOSTON BRUINS

#	Per	Time	Player	PIM	Penalty
1	1	18:47	77 BOURQUE	5:00	Checking from behind (maj)
2	1	18:47	77 BOURQUE	10:00	Game misconduct
3	2	8:31	18 MCLAREN	2:00	Holding
4	3	8:41	21 DONATO	2:00	Tripping - Obstruction
5	3	15:39	12 KHRISTICH	2:00	Slashing

GOALS BY PER.

	PIT	BOS
1	1	0
2	1	1
3	2	1
T	4	2

SHOTS ON GOAL

	PIT	BOS
1	10	10
2	10	8
3	7	12
T	27	31

PENALTIES-MIN

	PIT	BOS
1	1-2	2-15
2	2-4	1-2
3	2-4	2-4
T	5-10	8-21

POWERPLAY (GOALS-OPP)

	PIT	BOS
1	1-2	0-1
2	0-1	1-2
3	1-1	0-1
T	2-4	1-4
Time	7:20	7:47

GOALIES (GOALS-SHOTS AGAINST)

	1	2	3	T	Time
PIT(W) BARRASSO	0-10	1-9	1-12	2-31	60:00
BOS(L) DAFOE	1-10	1-10	2-7	4-27	59:34

THREE STARS

- 1 PIT 4 HATCHER
- 2 BOS 18 MCLAREN
- 3 PIT 68 JAGR

by: WBZ Radio

OFFICIALS

Referee: Terry Gregson
 Linesman: Pierre Champoux
 Linesman: Kevin Collins

VISITOR



DETROIT RED WINGS
Game 54 Away Game 25

Event Summary

Game 0682
Saturday, January 31, 1998
3:11 PM ET at Civic Arena
Attendance 17,145
FINAL

HOME



PITTSBURGH PENGUINS
Game 54 Home Game 25

		DETROIT RED WINGS	+/-	TOI	SHF	SHOTS					MS	FW	FL	F%	PN	PIM	HT	TK	GV	BS
						1	2	3	OT	T										
30	G	OSGOOD, CHRIS		59:44																
31	G	HODSON, KEVIN		0:00																
2	D	FETISOV, VIACHESLAV	-1	17:23	20	1		1		2				1	2	1			1	2
3	D	ROUSE, BOB	E	13:48	17	1				1									1	2
5	D	LIDSTROM, NICKLAS	-1	25:16	24	1	3	1		5	1									1
8	C	LARIONOV, IGOR	E	17:28	18	1				1		7	8	46						1
11	R	DANDENAULT, MATHIEU	-1	11:31	16			2		2				1	2	1	1			
13	L	KOZLOV, VYACHESLAV	E	15:07	17		2	2		4	2									1
14	L	SHANAHAN, BRENDAN	-2	17:35	20	1	1			2		5	4	55						1
15	L	HOLMSTROM, TOMAS	+2	14:44	17	2				2				1	2	1				
17	R	BROWN, DOUG	E	13:55	17	1		3		4	2	2	3	40	1	2				
18	L	MALTBY, KIRK	-1	13:32	19	2	1	1		4	1		1	0	1	2			3	
20	R	LAPOINTE, MARTIN	+2	17:10	18	2	2	4		8	1	9	8	52						1
22	R	KNUBLE, MICHAEL	+2	11:58	12	1	2	4		7										1
26	R	KOCUR, JOEY	-1	11:14	12												7			
27	D	WARD, AARON	+1	14:43	18		1	1		2										
33	C	DRAPER, KRIS	-1	10:22	18		2			2	2				1	2				
41	C	GILCHRIST, BRENT	-2	16:59	24	1		2		3		7	10	41						2
44	D	ERIKSSON, ANDERS	E	17:31	20			1		1							1	1		2
55	D	MURPHY, LARRY	-1	25:00	25	1	1	1		3	1						1			2
		TEAM TOTALS	-4			15	15	23	0	53	10	30	34	47	6	12	12	7	9	6

		PITTSBURGH PENGUINS	+/-	TOI	SHF	SHOTS					MS	FW	FL	F%	PN	PIM	HT	TK	GV	BS
						1	2	3	OT	T										
31	G	WREGGET, KEN		0:00											1	2				
35	G	BARRASSO, TOM		60:00											1	2	2			1
2	D	TAMER, CHRIS	E	15:57	21						1				1	2			2	2
4	D	HATCHER, KEVIN	+1	24:34	26	1		1		2										5
5	D	WERENKA, BRAD	+2	20:52	25	1				1										2
10	C	FRANCIS, RON	+1	21:59	22	1				1	1	12	6	66				2		2
11	D	KASPARAITIS, DARIUS	-1	15:05	19										1	2	1			2
14	C	BARNES, STU	+1	21:12	32	2		1		3	1	11	6	64			1			1
16	L	OLCZYK, ED	-1	12:11	20	1	1	1		3		5	5	50					1	1
20	C	LANG, ROBERT	-1	14:52	22	1				1	2	3	5	37						1
23	D	OLAUSSON, FREDRIK	+1	21:13	21		2			2										1
24	D	MORAN, IAN	+1	11:52	16										1	2			1	1
29	C	WRIGHT, TYLER	E	7:15	12							1	4	20	1	2	1	1		
33	L	HICKS, ALEX	-1	12:10	15			1		1							5			2
38	C	JOHANSSON, ANDREAS	+1	7:35	10	1				1	1		1	0						
44	R	BROWN, ROB	E	10:43	15		1	1		2					1	2	2	1		
68	R	JAGR, JAROMIR	+1	22:37	22	1				1	2				2	4			3	2
71	D	SLEGR, JIRI	-1	18:51	20	2				2	1						5		2	1
82	C	STRAKA, MARTIN	+1	14:38	25					1	1		3	40			2	1		1
95	R	MOROZOV, ALEXEI	-1	9:52	17	1														1
		TEAM TOTALS	4			12	4	5	0	21	10	34	30	53	9	18	19	9	9	19

TOI=Time On Ice SHF=# of Shifts MS=Missed Shots FW=Faceoffs Won FL=Faceoffs Lost F%=Faceoff Win Percentage
PN=Number of Penalties PIM=Penalty Minutes HT=Hits Given TK=Takeaways GV=Giveaways BS=Blocked Shots

VISITOR



DETROIT RED WINGS
Game 54 Away Game 25

Game Summary

Game 0682
Saturday, January 31, 1998
3:11 PM ET at Civic Arena
Attendance 17,145
FINAL

HOME



PITTSBURGH PENGUINS
Game 54 Home Game 25

SCORING SUMMARY

G	Per	Time	Team	Goal Scorer	Assist	Assist	DET	PIT	STR
1	1	7:02	PIT	38 JOHANSSON	5 WERENKA	82 STRAKA	2 18 30 41 44	38 5 35 71 82	EV
2	2	7:10	PIT	23 OLAUSSON	68 JAGR	14 BARNES	5 11 14 30 33 55	23 4 10 14 35 68	EV
3	2	11:34	PIT	23 OLAUSSON	10 FRANCIS	14 BARNES	5 18 30 41 55	23 4 10 14 35 68	PP
4	3	2:06	PIT	44 BROWN	82 STRAKA	35 BARRASSO	2 14 26 30 41 44	44 2 5 24 35 82	EV
5	3	10:34	DET	20 LAPOINTE	15 HOLMSTROM	22 KNUBLE	20 2 15 22 30 44	11 20 33 35 44 71	EV
6	3	19:23	DET	27 WARD	44 ERIKSSON	20 LAPOINTE	27 15 20 22 30 44	2 16 35 71 82 95	EV

DETROIT RED WINGS

#	Per	Time	Player	PIM	Penalty
1	1	6:26	17 BROWN	2:00	Hooking
2	1	18:47	33 DRAPER	2:00	Slashing
3	2	11:12	11 DANDENAULT	2:00	Interference-on the goaltender
4	3	6:42	2 FETISOV	2:00	Slashing
5	3	7:05	18 MALTBY	2:00	Roughing
6	3	17:12	15 HOLMSTROM	2:00	Cross check

PITTSBURGH PENGUINS

#	Per	Time	Player	PIM	Penalty
1	1	5:15	11 KASPARAITIS	2:00	Unsportsmanlike conduct
2	1	16:28	4 HATCHER	2:00	Tripping
3	1	19:09	35 BARRASSO	2:00	Slashing
4	2	8:41	2 TAMER	2:00	Cross check
5	2	14:56	29 WRIGHT	2:00	Slashing
6	2	19:57	44 BROWN	2:00	Charging
7	3	7:05	68 JAGR	2:00	Interference - Obstruction
8	3	7:05	68 JAGR	2:00	Roughing
9	3	17:12	24 MORAN	2:00	Slashing

GOALS BY PER.

	DET	PIT
1	0	1
2	0	2
3	2	1
T	2	4

SHOTS ON GOAL

	DET	PIT
1	15	12
2	15	4
3	23	5
T	53	21

PENALTIES-MIN

	DET	PIT
1	2-4	3-6
2	1-2	3-6
3	3-6	3-6
T	6-12	9-18

POWERPLAY (GOALS-OPP)

	DET	PIT
1	0-2	0-2
2	0-4	1-1
3	0-1	0-1
T	0-7	1-4
Time	9:56	2:18

GOALIES (GOALS-SHOTS AGAINST)

	1	2	3	T	Time
DET(L) OSGOOD	1-12	2-4	1-5	4-21	59:44
PIT(W) BARRASSO	0-15	0-15	2-23	2-53	60:00

THREE STARS

1 PIT	35 BARRASSO
2 PIT	23 OLAUSSON
3 PIT	82 STRAKA

by:

OFFICIALS

Referee:	Lance Roberts
Linesman:	Wayne Bonney
Linesman:	Brad Kovachik



NEW YORK ISLANDERS
Game 55 Away Game 29

Event Summary

Game 0697
Monday, February 2, 1998
7:00 PM ET at Civic Arena
Attendance 13,396
FINAL



PITTSBURGH PENGUINS
Game 55 Home Game 26

		NEW YORK ISLANDERS	+/-	TOI	SHF	SHOTS					MS	FW	FL	F%	PN	PIM	HT	TK	GV	BS
						1	2	3	OT	T										
30	G	FLAHERTY, WADE		0:00																
35	G	SALO, TOMMY		60:00																
2	D	PILON, RICHARD	E	17:40	23															
4	D	MCCABE, BRYAN	+2	28:55	30	1				1		1	0			3			1	
7	D	LACHANCE, SCOTT	+1	21:38	27						1					1	1		1	
8	R	WEBB, STEVE	+1	5:09	11											2				
14	L	CHORSKE, TOM	E	18:27	22						1		1	0		1				
15	C	SMOLINSKI, BRYAN	+2	19:30	23	1	1	1		3	3	8	8	50			2		1	
16	R	PALFFY, ZIGMUND	E	17:30	20		1			1									1	
17	C	NEMCHINOV, SERGEI	E	19:19	21						1	3	4	42	1	2				4
18	L	HOUGH, MIKE	E	14:02	17			1		1	1									
21	C	REICHEL, ROBERT	+1	17:10	21		1			1	1	10	5	66						
24	L	KRUSE, PAUL	+3	14:16	17		2			2	1				2	4	3	1		
25	R	CZERKAWSKI, MARIUSZ	E	6:33	9	1				1	2								1	1
29	D	JONSSON, KENNY	+1	26:04	31	1				1							2		2	
34	D	BERARD, BRYAN	+2	17:55	20		2	1		3						1	1			
39	C	GREEN, TRAVIS	+1	14:20	20						1	4	10	28	2	4			1	
42	R	PLANTE, DAN	+1	17:09	19		1	1		2			1	0	1	2		1		
43	D	STRUDWICK, JASON	E	5:58	11												1			1
44	R	BERTUZZI, TODD	E	6:30	8	2				2										
		TEAM TOTALS		15		6	8	4	0	18	13	25	30	45	6	12	16	10	3	13

		PITTSBURGH PENGUINS	+/-	TOI	SHF	SHOTS					MS	FW	FL	F%	PN	PIM	HT	TK	GV	BS
						1	2	3	OT	T										
31	G	WREGGET, KEN		0:00																
35	G	BARRASSO, TOM		57:47																
2	D	TAMER, CHRIS	-1	13:18	17	1	1			2					2	4	2	1		2
4	D	HATCHER, KEVIN	E	28:47	23		1	1		2	2						2	1		2
5	D	WERENKA, BRAD	-2	18:09	21	1				1								1	1	
10	C	FRANCIS, RON	E	24:41	21			1		1	1	8	6	57						
11	D	KASPARAITIS, DARIUS	-2	12:05	17		1			1					2	4	1			2
14	C	BARNES, STU	E	26:20	24	1	1			2	3	12	6	66			1		2	1
16	L	OLCZYK, ED	-2	16:46	19	1	2	4		7	1	6	6	50			2	1		
20	C	LANG, ROBERT	-1	15:32	19	1		1		2	1	4	6	40			2			1
23	D	OLAUSON, FREDRIK	E	24:12	22			2		2									2	4
24	D	MORAN, IAN	E	1:21	2						1									
29	C	WRIGHT, TYLER	E	1:21	2								1	0			1			
33	L	HICKS, ALEX	-1	13:17	17			2		2	1									
38	C	JOHANSSON, ANDREAS	-1	4:45	8			1		1										
44	R	BROWN, ROB	-1	11:32	15												1			
68	R	JAGR, JAROMIR	E	27:21	24	2	2			4	4								3	
71	D	SLEGR, JIRI	-1	19:05	23	1	2			3							2			
82	C	STRAKA, MARTIN	-2	17:26	21															
95	R	MOROZOV, ALEXEI	-1	12:37	16														1	1
		TEAM TOTALS		-15		8	10	12	0	30	14	30	25	55	4	8	17	7	11	13

TOI=Time On Ice SHF=# of Shifts MS=Missed Shots FW=Faceoffs Won FL=Faceoffs Lost F%=Faceoff Win Percentage
PN=Number of Penalties PIM=Penalty Minutes HT=Hits Given TK=Takeaways GV=Giveaways BS=Blocked Shots

VISITOR

HOME



NEW YORK ISLANDERS
Game 55 Away Game 29

Game Summary

Game 0697
Monday, February 2, 1998
7:00 PM ET at Civic Arena
Attendance 13,396
FINAL



PITTSBURGH PENGUINS
Game 55 Home Game 26

SCORING SUMMARY

G	Per	Time	Team	Goal Scorer	Assist	Assist	NYI	PIT	STR
1	1	17:23	PIT	68 JAGR	10 FRANCIS	14 BARNES	2 17 18 29 35	68 4 10 14 23 35	PP
2	2	7:52	NYI	24 KRUSE	21 REICHEL	15 SMOLINSKI	24 4 15 21 29 35	5 11 20 33 35 44	EV
3	2	12:06	NYI	16 PALFFY	21 REICHEL	34 BERARD	16 4 14 21 34 35	4 35 38 71 82	PP
4	2	13:36	NYI	24 KRUSE	Unassisted		24 4 8 34 35 39	2 16 35 71 82 95	EV
5	2	14:59	PIT	14 BARNES	68 JAGR	10 FRANCIS	2 4 7 14 35	14 4 10 23 35 68	PP
6	3	8:17	NYI	15 SMOLINSKI	34 BERARD	42 PLANTE	15 7 24 34 35 42	5 11 16 35 38 82	EV

NEW YORK ISLANDERS

#	Per	Time	Player	PIM	Penalty
1	1	16:51	42 PLANTE	2:00	Holding stick - Obstruction
2	1	20:00	39 GREEN	2:00	Roughing
3	2	4:34	17 NEMCHINOV	2:00	Holding - Obstruction
4	2	14:02	39 GREEN	2:00	Holding - Obstruction
5	2	15:14	24 KRUSE	2:00	Roughing
6	3	5:25	24 KRUSE	2:00	Tripping

PITTSBURGH PENGUINS

#	Per	Time	Player	PIM	Penalty
1	1	20:00	11 KASPARAITIS	2:00	Roughing
2	2	10:59	11 KASPARAITIS	2:00	Holding - Obstruction
3	2	15:14	2 TAMER	2:00	Roughing
4	2	15:14	2 TAMER	2:00	Roughing

GOALS BY PER.

	NYI	PIT
1	0	1
2	3	1
3	1	0
T	4	2

SHOTS ON GOAL

	NYI	PIT
1	6	8
2	8	10
3	4	12
T	18	30

PENALTIES-MIN

	NYI	PIT
1	2-4	1-2
2	3-6	3-6
3	1-2	0-0
T	6-12	4-8

POWERPLAY (GOALS-OPP)

	NYI	PIT
1	0-0	1-1
2	1-2	1-2
3	0-0	0-1
T	1-2	2-4
Time	3:07	5:29

GOALIES (GOALS-SHOTS AGAINST)

	1	2	3	T	Time
NYI(W) SALO	1-8	1-10	0-12	2-30	60:00
PIT(L) BARRASSO	0-6	3-8	1-4	4-18	57:47

THREE STARS

1 NYI	24 KRUSE
2 NYI	34 BERARD
3 PIT	68 JAGR

OFFICIALS

Referee:	Dennis Larue
Linesman:	Kevin Collins
Linesman:	Tim Nowak

VISITOR



WASHINGTON CAPITALS
Game 55 Away Game 29

Event Summary

Game 0708
Wednesday, February 4, 1998
7:00 PM ET at Civic Arena
Attendance 13,797
FINAL

HOME



PITTSBURGH PENGUINS
Game 56 Home Game 27

		WASHINGTON CAPITALS	+/-	TOI	SHF	SHOTS					MS	FW	FL	F%	PN	PIM	HT	TK	GV	BS
						1	2	3	OT	T										
30	G	RANFORD, BILL		0:00																
37	G	KOLZIG, OLAF		65:00																
2	D	KLEE, KEN	-1	16:57	20					1								1		1
4	D	MALGUNAS, STEWART	+1	18:58	27					2				1	2	1	2	1	1	
8	C	BULIS, JAN	-2	12:49	15									1	2	1				
10	L	MILLER, KELLY	+1	10:49	16		1													
12	R	BONDRA, PETER	+1	22:51	21	1	3	1		5	3					1	1			
13	C	NIKOLISHIN, ANDREI	-2	12:34	12	2				2	1	5	5	50			1	1	1	1
18	L	BRUNETTE, ANDREW	+1	16:30	15	1		1		2										
19	D	WITT, BRENDAN	+2	14:21	17					1						3				3
20	C	PIVONKA, MICHAL	E	15:53	17						2	10	16							
21	L	TOMS, JEFF	-2	12:44	12															
22	L	KONOWALCHUK, STEVE	E	15:53	17		1			1		3	0			1			1	
27	L	BERUBE, CRAIG	E	8:41	12		1			1										
29	D	REEKIE, JOE	-1	27:03	27									2	4	1	1	1	1	3
32	C	HUNTER, DALE	+1	11:30	16			1		1	7	5	58	1	2					
44	L	ZEDNIK, RICHARD	E	11:21	13	1	1			2	1									1
55	D	GONCHAR, SERGEI	-1	31:19	31	1	1			2	1			1	2					1
77	C	OATES, ADAM	+1	24:50	21		1			1	12	11	52	1	2					1
96	D	HOUSLEY, PHIL	E	17:39	21	1			1	2	1								2	2
		TEAM TOTALS	-1			7	9	3	1	20	12	26	34	43	7	14	9	8	7	11

		PITTSBURGH PENGUINS	+/-	TOI	SHF	SHOTS					MS	FW	FL	F%	PN	PIM	HT	TK	GV	BS
						1	2	3	OT	T										
31	G	WREGGET, KEN		0:00											1	2				
35	G	BARRASSO, TOM		65:00																
2	D	TAMER, CHRIS	E	14:25	21	2	1			3	2									2
4	D	HATCHER, KEVIN	E	27:36	30	1		1		2				1	2	2			2	4
5	D	WERENKA, BRAD	E	23:59	27						1					1	2	2	1	
10	C	FRANCIS, RON	E	26:47	26	2	1	2		5	1	9	6	60						
11	D	KASPARAITIS, DARIUS	+1	20:17	23	1		1		2	2					3			2	1
14	C	BARNES, STU	E	25:42	28	2	1	2		5		9	7	56			3		1	
16	L	OLCZYK, ED	-1	17:07	22			1		1	3	5	5	50			3	2	1	
18	L	VALK, GARRY	+1	6:24	8							1		100			1			
20	C	LANG, ROBERT	E	12:48	19							5	6	45				3	1	
23	D	OLAUSSON, FREDRIK	-1	25:34	30			1		1										1
29	C	WRIGHT, TYLER	+1	6:24	9	1		1		2		4	1	80			2			
33	L	HICKS, ALEX	E	13:26	19	1			1	2	1						1	1		
44	R	BROWN, ROB	-1	13:30	18		1	1		2	2						1	1	3	
57	R	FERRARO, CHRIS	+1	4:57	9			1		1	1				1	2				
68	R	JAGR, JAROMIR	-1	30:59	28	3	2	2		7								4	2	
71	D	SLEGR, JIRI	E	17:23	21			3		3	1							1		
82	C	STRAKA, MARTIN	E	19:27	21							1	1	50				2	1	
95	R	MOROZOV, ALEXEI	E	11:24	15															1
		TEAM TOTALS	E			13	6	16	1	36	14	34	26	57	3	6	17	16	16	9

TOI=Time On Ice SHF=# of Shifts MS=Missed Shots FW=Faceoffs Won FL=Faceoffs Lost F%=Faceoff Win Percentage
PN=Number of Penalties PIM=Penalty Minutes HT=Hits Given TK=Takeaways GV=Giveaways BS=Blocked Shots

VISITOR



WASHINGTON CAPITALS
Game 55 Away Game 29

Game Summary

Game 0708
Wednesday, February 4, 1998
7:00 PM ET at Civic Arena
Attendance 13,797
FINAL

HOME



PITTSBURGH PENGUINS
Game 56 Home Game 27

SCORING SUMMARY

G	Per	Time	Team	Goal Scorer	Assist	Assist	WSH	PIT	STR
1	2	1:15	PIT	68 JAGR	10 FRANCIS	23 OLAUSSON	8 13 21 29 37 55	68 4 10 14 23 35	EV
2	2	15:32	WSH	10 MILLER	32 HUNTER		10 4 19 32 37	4 16 23 35 44 68	SH
3	3	7:15	PIT	57 FERRARO	29 WRIGHT	5 WERENKA	2 8 13 21 37 96	57 5 11 18 29 35	EV
4	3	14:09	WSH	18 BRUNETTE	12 BONDRA	77 OATES	18 12 19 37 77 96	5 10 14 23 35 68	EV

WASHINGTON CAPITALS

#	Per	Time	Player	PIM	Penalty
1	1	11:35	4 MALGUNAS	2:00	Interference - Obstruction
2	2	5:23	8 BULIS	2:00	Tripping
3	2	10:47	77 OATES	2:00	Holding stick - Obstruction
4	2	11:51	29 REEKIE	2:00	Hi stick
5	2	11:51	29 REEKIE	2:00	Hi stick
6	3	17:01	55 GONCHAR	2:00	Holding - Obstruction
7	3	19:36	32 HUNTER	2:00	Roughing

PITTSBURGH PENGUINS

#	Per	Time	Player	PIM	Penalty
1	1	8:38	57 FERRARO	2:00	Roughing
2	2	2:20	4 HATCHER	2:00	Holding - Obstruction
3	3	19:36	35 BARRASSO	2:00	Interference - Obstruction

GOALS BY PER.

	WSH	PIT
1	0	0
2	1	1
3	1	1
4	0	0
T	2	2

SHOTS ON GOAL

	WSH	PIT
1	7	13
2	9	6
3	3	16
4	1	1
T	20	36

PENALTIES-MIN

	WSH	PIT
1	1-2	1-2
2	4-8	1-2
3	2-4	1-2
4	0-0	0-0
T	7-14	3-6

POWERPLAY (GOALS-OPP)

	WSH	PIT
1	0-1	0-1
2	0-1	0-4
3	0-0	0-1
4	0-0	0-0
T	0-2	0-6
Time	4:00	12:00

GOALIES (GOALS-SHOTS AGAINST)

	1	2	3	OT	T	Time
WSH(T) KOLZIG	0-13	1-6	1-16	0-1	2-36	65:00
PIT(T) BARRASSO	0-7	1-9	1-3	0-1	2-20	65:00

THREE STARS

1 PIT 68 JAGR
2 WSH 18 BRUNETTE
3 WSH 37 KOLZIG

by:

OFFICIALS

Referee: Don Van Massenhoven
Linesman: Kevin Collins
Linesman: Tim Nowak

VISITOR

HOME



Game Summary

Game 0723
 Friday, February 6, 1998
 7:35 PM ET at Marine Midland Arena
 Attendance 18,595
 FINAL

BUFFALO SABRES
 Game 54 Home Game 27

PITTSBURGH PENGUINS
 Game 57 Away Game 30

SCORING SUMMARY

G	Per Time	Team	Goal Scorer	Assist	Assist	PIT	BUF	STR
1	1 13:09	BUF	28 AUDETTE (14)	74 MCKEE	26 PLANTE	11 14 20 23 35	28 26 39 44 74 81	PP
2	2 1:20	PIT	18 OLCZYK (11)	82 STRAKA	5 WERENKA	16 5 35 44 82 95	4 19 26 39 74	PP
3	2 13:32	BUF	28 AUDETTE (15)	44 ZHITNIK	81 SATAN	2 5 18 35 82	28 5 26 39 44 81	PP
4	2 16:03	PIT	68 JAGR (35)	95 MOROZOV	10 FRANCIS	68 10 23 35 71 95	26 28 39 44 74 81	EV

PITTSBURGH PENGUINS

#	Per Time	Player	PIM	Penalty
1	1 3:20	11 KASPARAITIS	2:00	Interference - Obstruction
2	1 3:20	Team	2:00	Delay of game - bench
3	1 11:57	4 HATCHER	2:00	Hi stick
4	1 13:49	57 FERRARO	2:00	Roughing
5	2 12:25	10 FRANCIS	2:00	Holding stick
6	2 12:25	10 FRANCIS	2:00	Unsportsmanlike conduct
7	3 8:08	4 HATCHER	2:00	Cross check

BUFFALO SABRES

#	Per Time	Player	PIM	Penalty
1	1 0:49	44 ZHITNIK	2:00	Cross check
2	1 19:53	28 AUDETTE	2:00	Hi stick
3	3 4:19	27 PECA	2:00	Hi stick
4	3 10:32	19 HOLZINGER	2:00	Holding stick

GOALS BY PER.

	PIT	BUF
1	0	1
2	2	1
3	0	0
4	0	0
T	2	2

SHOTS ON GOAL

	PIT	BUF
1	4	12
2	20	9
3	10	12
4	3	1
T	37	34

PENALTIES-MIN

	PIT	BUF
1	4-8	2-4
2	2-4	0-0
3	1-2	2-4
4	0-0	0-0
T	7-14	4-8

POWERPLAY (GOALS-OPP)

	PIT	BUF
1	0-2	1-4
2	1-0	1-2
3	0-2	0-1
4	0-0	0-0
T	1-4	2-7
Time	7:16	12:08

GOALIES (GOALS-SHOTS AGAINST)

	1	2	3	OT	T Time
PIT(T) BARRASSO	1-12	1-9	0-12	0-1	2-34 65:00
BUF(T) HASEK	0-4	2-20	0-10	0-3	2-37 65:00

THREE STARS

- 1 BUF 28 AUDETTE
- 2 PIT 68 JAGR
- 3 BUF 39 HASEK

by: N A

OFFICIALS

Referee: Bill McCreehy
 Linesman: Denny McCourt
 Linesman: Ray Scapinele

VISITOR

Event Summary

HOME

Game 0726
 Saturday, February 7, 1998
 7:38 PM ET at Corel Centre
 Attendance 18,500
FINAL



OTTAWA SENATORS
 Game 58 Home Game 29

PITTSBURGH PENGUINS
 Game 58 Away Game 31

		PITTSBURGH PENGUINS	+/-	TOI	SHF	SHOTS					MS	FW	FL	F%	PN	PIM	HT	TK	GV	BS
						1	2	3	OT	T										
131	G	WREGGET, KEN		0:00															2	
135	G	BARRASSO, TOM		65:00												1		1		
2	D	TAMER, CHRIS	-1	18:21	23			5		5						1		2	1	
4	D	HATCHER, KEVIN	+1	28:31	27											1		3	1	
5	D	WERENKA, BRAD	E	21:05	28						8	3	72			5			1	
10	C	FRANCIS, RON	E	22:22	24			2		2										
11	D	KASPARAITIS, DARIUS	+1	19:35	22					3	2	8	9	47			1	3	1	
14	C	BARNES, STU	E	23:30	28	1	2			3	2	1	66			3		1		
16	L	OLCZYK, ED	E	17:39	22					1	2	7	50	1	2			1		
20	C	LANG, ROBERT	+1	17:25	22			1		1	7	7	50					1		
23	D	OLAUSSON, FREDRIK	+1	27:30	27							3	0				2			
29	C	WRIGHT, TYLER	E	7:44	13												3			
33	L	HICKS, ALEX	+1	17:58	24	1		2		3	1						3	1		
38	C	JOHANSSON, ANDREAS	E	5:35	10	1		1		2							5	1	1	
44	R	BROWN, ROB	+1	15:35	21			1		1									1	
57	R	FERRARO, CHRIS	E	5:12	10			1		1					1	2	2			
68	R	JAGR, JAROMIR	E	24:18	25			2		2	2				2	4		1	1	
71	D	SLEGR, JIRI	E	15:15	22			1		1		5	7	41				1	1	
82	C	STRAKA, MARTIN	E	16:54	21					1	1							1		
95	R	MOROZOV, ALEXEI	E	13:31	16			1										4	17	
		TEAM TOTALS	5			3	15	5	0	23	9	30	30	50	4	8	28	4	17	

		OTTAWA SENATORS	+/-	TOI	SHF	SHOTS					MS	FW	FL	F%	PN	PIM	HT	TK	GV	BS
						1	2	3	OT	T										
1	G	RHODES, DAMIAN		64:43															1	
31	G	TUGNJTT, RON		0:00							1				1	2	2	1	2	
4	D	PHILLIPS, CHRIS	E	19:38	28					2							1	1	1	
6	D	REDDEN, WADE	E	18:36	27	1		1		1							5	1		
7	L	CUNNEYWORTH, RANDY	E	18:48	25		1			3		1	0					1	1	
10	R	DACKELL, ANDREAS	E	16:14	23	2		1		4								1		
11	R	ALFREDSSON, DANIEL	-1	21:51	26	2	1	1		4								1	1	
12	R	FALLOON, PAT	-1	16:34	19			5		6	1								1	
14	C	BONK, RADEK	-1	12:54	17	1				1	1	8	9	47			1	1	2	
16	C	ZHOLTOK, SERGEI	E	10:14	12					2	2		100					1	2	
17	R	MURRAY, CHRIS	E	7:04	11			2		2					1	2				
19	C	YASHIN, ALEXEI	-1	23:09	23	2	2	1		5	1	12	7	83				1	1	
20	L	ARVEDSON, MAGNUS	-1	20:25	26	1	1	3		3	1	4	9	30			2	1		
22	C	VAN ALLEN, SHAUN	E	16:54	24			1	1	1	1						2	1	2	
24	D	NECKAR, STANISLAV	-1	25:11	31	1				1	2	2	4	33				2	1	
25	C	GARDINER, BRUCE	+1	13:44	19			1		3							6	3	2	
27	D	LAUKKANEN, JANNE	-1	27:36	33			2	1	3							4			
28	L	LAMBERT, DENNY	+1	10:34	16	1				1									2	
29	D	KRAVTCOUK, IGOR	E	19:12	25	1	1			2					1	2	1	1	2	
33	D	YORK, JASON	E	20:08	29						3									
		TEAM TOTALS	-5			12	10	17	1	40	14	30	30	50	3	6	24	6	21	

TOI=Time On Ice SHF=# of Shifts MS=Missed Shots FW=Faceoffs Won FL=Faceoffs Lost F%=Faceoff Win Percentage
 PN=Number of Penalties PIM=Penalty Minutes HT=Hits Given TK=Takeaways GV=Giveaways BS=Blocked Shots

VISITOR

Game Summary

HOME



Game 0726
Saturday, February 7, 1998
7:38 PM ET at Corel Centre
Attendance 18,500
FINAL



PITTSBURGH PENGUINS
 Game 58 Away Game 31

OTTAWA SENATORS
 Game 58 Home Game 29

SCORING SUMMARY

G	Per	Time	Team	Goal Scorer	Assist	Assist	PIT	OTT	STR
1	1	4:35	PIT	14 BARNES	23 OLAUSSON	4 HATCHER	14 4 10 23 35 68	1 11 14 20 24 27	EV
2	1	11:53	OTT	6 REDDEN	7 CUNNEYWORTH	11 ALFREDSSON	2 5 14 20 35	8 7 11 19 22 33	PP
3	3	8:06	PIT	44 BROWN	33 HICKS	20 LANG	44 5 11 20 33 35	1 4 10 12 19 29	EV
4	3	15:46	OTT	10 DACKELL	25 GARDINER	28 LAMBERT	2 5 10 14 35 68	10 1 4 25 28 29	EV

PITTSBURGH PENGUINS

#	Per	Time	Player	PIM	Penalty
1	1	1:21	71 SLEGR	2:00	Interference
2	1	10:53	68 JAGR	2:00	Tripping
3	1	11:53	20 LANG	2:00	Cross check
4	3	13:26	71 SLEGR	2:00	Holding - Obstruction

OTTAWA SENATORS

#	Per	Time	Player	PIM	Penalty
1	2	1:59	4 PHILLIPS	2:00	Hooking
2	2	12:14	17 MURRAY	2:00	Slashing
3	2	17:53	33 YORK	2:00	Interference

GOALS BY PER.

	PIT	OTT
1	1	1
2	0	0
3	1	1
4	0	0
T	2	2

SHOTS ON GOAL

	PIT	OTT
1	3	12
2	15	10
3	5	17
4	0	1
T	23	40

PENALTIES-MIN

	PIT	OTT
1	3-8	0-0
2	0-0	3-8
3	1-2	0-0
4	0-0	0-0
T	4-8	3-8

POWERPLAY (GOALS-OPP)

	PIT	OTT
1	0-0	1-3
2	0-3	0-0
3	0-0	0-1
4	0-0	0-0
T	0-3	1-4
Time	6:00	7:00

GOALIES (GOALS-SHOTS AGAINST)

	1	2	3	OT	T	Time
PIT(T) BARRASSO	1-12	0-10	1-17	0-1	2-40	65:00
OTT(T) RHODES	1-3	0-15	1-5	0-0	2-23	64:43

THREE STARS

- 1 OTT 24 NECKAR
- 2 OTT 10 DACKELL
- 3 PIT 35 BARRASSO

by: Senators broadcast

OFFICIALS

Referee: Dennis Larue
 Linesman: Wayne Boney
 Linesman: Stephens Provost



En résumé / Event Summary

NHL No: 0739
 Mer./Wed., 25 Fév./Feb. 1998
 7:30 PM ET @ Centre Molson
 Assistance / Attendance 21,273
FINAL



CANADIEN DE MONTREAL
 M/G 57 Dom. / Home 29

PITTSBURGH PENGUINS
 M/G 59 Étr. / Away 32

		PITTSBURGH PENGUINS	+/-	T TOI	P SHF	LANCERS / SHOTS					LR MS	MG FW	MP FL	M% F%	PUN PN	MIN PIM	MÉ HT	PP TK	R GV	LB BS
						1	2	3	OT	TS										
31	G	WREGGET, KEN		0:00																
35	G	BARRASSO, TOM		60:00																
2	D	TAMER, CHRIS	-1	14:44	25	1				1										
4	D	HATCHER, KEVIN	+3	22:48	29	1	1	1		3							1			2
5	D	WERENKA, BRAD	+2	22:11	27	2				2							2			3
10	C	FRANCIS, RON	+5	18:51	23	1		1		2	6	9	40						1	1
11	D	KASPARAITIS, DARIUS	+1	19:15	28		2	1		3				1	2	3			1	3
14	C	BARNES, STU	+4	20:38	28	1	2			3	1	8	10	44	1	2			1	1
16	L	OLCZYK, ED	-1	14:50	22						1	4	4	50	1	2	1		1	
18	L	VALK, GARRY	E	9:10	14			3		3									1	
20	C	LANG, ROBERT	+1	13:54	23	1				1	8	10	44				2	1		
23	D	OLAUSSEN, FREDRIK	+4	21:00	29														1	1
24	D	MORAN, IAN	E	5:21	10														1	
29	C	WRIGHT, TYLER	E	8:38	14						2	2	50						1	
33	L	HICKS, ALEX	+1	16:10	22			1		1									1	2
44	R	BROWN, ROB	+1	17:39	24														1	2
68	R	JAGR, JAROMIR	+4	21:28	22	2	2	1		5	1								1	1
71	D	SLEGR, JIRI	-1	17:03	27	1				1									1	1
82	C	STRAKA, MARTIN	-2	16:58	24						1	2	2	50					1	1
95	R	MOROZOV, ALEXEI	-2	12:50	20						1								3	
		ÉQUIPE / TEAM TOTALS	19			10	7	8	0	25	5	30	37	45	3	6	19	3	12	10

		CANADIEN DE MONTREAL	+/-	T TOI	P SHF	LANCERS / SHOTS					LR MS	MG FW	MP FL	M% F%	PUN PN	MIN PIM	MÉ HT	PP TK	R GV	LB BS
						1	2	3	OT	TS										
35	G	MDOG, ANDY		40:00																
41	G	THIBAUT, JOCELYN		20:00																
3	D	ZALAPSKI, ZARLEY	E	17:56	20		1			1										3
5	D	QUINTAL, STEPHANE	-1	19:15	21		1			1	1									2
8	R	RECCHI, MARK	-4	19:23	19	1				1										2
11	C	KOIVU, SAKU	-4	19:18	18		1			1	10	12	45							4
17	L	BRUNET, BENOIT	E	13:02	19						5	4	55	3	6					1
22	D	MANSON, DAVE	E	21:28	21	1		2		3										1
23	R	STEVENSON, TURNER	E	7:32	12		1			1	1	2	2	50						2
24	C	THORNTON, SCOTT	E	10:48	14		1			1	1	2	2	50						2
25	C	DAMPHOUSSE, VINCENT	-1	19:10	22			1		1	12	8	60	1	2	2	1	1		1
26	L	RUCINSKY, MARTIN	E	18:18	23		2			2	2									2
28	C	BUREAU, MARC	E	10:48	16	1				1	1	2	33							1
34	D	POPOVIC, PETER	E	17:50	20		1			1										2
37	L	POULIN, PATRICK	-3	14:03	15						1									1
38	D	MALAKHOV, VLADIMIR	-4	19:37	21		1	1		2										2
43	D	BRISEBOIS, PATRICE	-2	20:45	21															2
44	L	HUHLUND, JONAS	E	12:05	18															1
49	L	SAVAGE, BRIAN	-1	17:43	21	4		1		5	2			1	2	2	1			1
71	C	BORDELEAU, SEBASTIEN	E	8:10	14		1	1		2	7	2	77							1
		ÉQUIPE / TEAM TOTALS	-20			7	10	8	0	23	9	37	30	55	6	12	16	7	22	8

: Temps de glace P - Présences LR - Lancers ratés MG - Misses en jeu gagnées MP - Misses en jeu perdues M% - Pourcentage de réussites mises en jeu
 PUN - Punitions (nombre) MIN - Minutes punition MÉ - Misses en échec PP - Prise possession R - Revirement LB - Lancers bloqués
 TOI - Time On Ice SHF - # of Shifts MS - Missed Shots FW - Faceoffs Won FL - Faceoffs Lost F% - Faceoff Win Percentage
 PN - Number of Penalties PIM - Penalty Minutes HT - Hits Given TK - Takeaways GV - Giveaways BS - Blocked Shots

1998-02-25-22.25.16



PITTSBURGH PENGUINS
M/G 59 Étr. / Away 32

Sommaire / Game Summary

NHL No: 0739
Mer./Wed., 25 Fev./Feb. 1998
7:30 PM ET @ Centre Molson
Assistance / Attendance 21,273
FINAL



CANADIEN DE MONTREAL
M/G 57 Dorn. / Home 29

SOMMAIRE / SUMMARY

B	Per	Temps	Club	But / Soorer	Alde / Assist	Alde / Assist	PIT	MTL	STR
1	1	0:52	PIT	20 LANG	4 HATCHER		20 5 11 33 35 44	8 11 35 37 38 43	EV
2	1	8:37	PIT	14 BARNES	26 RUCINSKY	25 DAMPHOUSSE	14 2 10 35 71	8 11 26 35 38 49	SH
3	2	8:43	MTL	34 POPOVIC	5 QUINTAL	17 BRUNET	2 16 35 71 82 95	34 3 25 26 35 49	EV
4	2	10:35	MTL	24 THORNTON	14 BARNES	10 FRANCIS	2 14 35 71 82 95	24 5 17 22 35 44	EV
5	2	15:29	PIT	68 JAGR	10 FRANCIS	68 JAGR	68 4 10 14 23 35	5 8 11 35 37 38	EV
6	2	19:14	PIT	14 BARNES	10 FRANCIS	23 OLAUSSON	14 4 10 23 35 68	22 25 26 35 43 49	EV
7	3	0:48	PIT	10 FRANCIS	68 JAGR		10 5 14 23 35 68	5 8 11 37 38 41	EV
8	3	11:08	PIT	68 JAGR	10 FRANCIS		68 4 10 14 23 35	3 17 24 34 41 44	EV

PITTSBURGH PENGUINS

#	Per	Temps	Joueur / Player	MIN	Punition / Penalty
1	1	6:27	14 BARNES	2:00	Holding - Obstruction
2	1	7:11	11 KASPARAITIS	2:00	Tripping - Obstruction
3	3	1:28	16 OLCZYK	2:00	Tripping - Obstruction

CANADIEN DE MONTREAL

#	Per	Temps	Joueur / Player	MIN	Punition / Penalty
1	1	2:09	17 BRUNET	2:00	Interference - Obstruction
2	1	6:02	25 DAMPHOUSSE	2:00	Interference - Obstruction
3	1	14:40	23 STEVENSON	2:00	Tripping - Obstruction
4	1	17:55	17 BRUNET	2:00	Tripping
5	3	6:53	49 SAVAGE	2:00	Cross check
6	3	15:14	17 BRUNET	2:00	Hi stick

Buts / Goals By Per.

	PIT	MTL
1	2	0
2	2	2
3	2	0
T	6	2

Lancers / Shots On Goal

	PIT	MTL
1	10	7
2	7	10
3	8	6
T	25	23

Punitions / Penalties-Min

	PIT	MTL
1	2-4	4-8
2	0-0	0-0
3	1-2	2-4
T	3-6	6-12

Avantage num./Powerplay (Buts/ Goals-Opp)

	PIT	MTL
1	0-4	0-2
2	0-0	0-0
3	0-2	0-1
T	0-6	0-3
Temps	10:25	4:25

Gardiens / Goalies (Buts / Goals - Lancers / Shots Against)

	1	2	3	T	Temps
PIT(W) BARRASSO	0-7	2-10	0-8	2-23	60:00
MTL(L) MOOG	2-10	2-7	0-0	4-17	40:00
MTL THIBAUT	0-0	0-0	2-8	2-8	20:00

3 Étoiles / Three Stars

- 1 PIT 68 JAGR
- 2 PIT 10 FRANCIS
- 3 PIT 14 BARNES

par / by: Marc De Foy JM

Officiels / Officials

Arbitre: Paul Stewart
Juge de ligne: Thor Nelson
Juge de ligne: Dan Schachte

VISITOR



PITTSBURGH PENGUINS
Game 60 Away Game 33

Event Summary

Game 0756
Saturday, February 28, 1998
3:12 PM ET at FleetCenter
Attendance 17,565
FINAL

HOME



BOSTON BRUINS
Game 58 Home Game 29

		PITTSBURGH PENGUINS			SHOTS															
		+/ -	TOI	SHF	1	2	3	OT	T	MS	FW	FL	F%	PN	PIM	HT	TK	GV	BS	
31	G	WREGGET, KEN		8:40																
35	G	BARRASSO, TOM		51:18																
2	D	TAMER, CHRIS	+1	12:45	18					1				1	2	1				
4	D	HATCHER, KEVIN	E	24:32	28	1	1		2					1	2	1			1	
5	D	WERENKA, BRAD	-1	18:19	25					1				3	8				1	
6	D	WILKINSON, NEIL	E	6:15	9															
10	C	FRANCIS, RON	-1	19:42	24	1	1		2		6	10	37			1				
11	D	KASPARAITIS, DARIUS	-1	17:29	28									2	12	3			2	
14	C	BARNES, STU	E	21:20	23	1	1		2	1	10	6	62						1	
16	R	OLCZYK, ED	-1	18:28	21		2	1	3	2	7	6	53	1	2					
18	L	VALK, GARRY	E	7:07	12			1	1								1			
20	C	LANG, ROBERT	-1	14:28	22	2			2	1	5	10	33						1	
23	D	OLAUSON, FREDRIK	-1	22:03	28	1			1					1	2	1			1	
29	C	WRIGHT, TYLER	E	7:41	11	1	1		2		5	2	71	2	12	1			1	
33	L	HICKS, ALEX	-1	12:04	18														1	
44	R	BROWN, R 58	-2	16:00	22		1		1					1	2					
68	R	JAGR, JAROMIR	E	22:04	21					1									1	
71	D	SLEGR, JIRI	-1	19:30	23	2	1	1	4	4									1	
82	C	STRAKA, MARTIN	E	15:33	21		1		1	1	1	4	20	1	2	2				
95	R	MOROZOV, ALEXEI	-1	15:10	19	1	1		2	1		1	0						1	
		TEAM TOTALS	-10			10	9	4	0	23	13	34	39	47	13	42	13	1	4	8

		BOSTON BRUINS			SHOTS															
		+/ -	TOI	SHF	1	2	3	OT	T	MS	FW	FL	F%	PN	PIM	HT	TK	GV	BS	
34	G	DAFOE, BYRON		59:16															1	
35	G	TALLAS, ROBBIE		0:00																
6	C	THORNTON, JOE	E	7:28	10			1	1		6	5	54							
11	R	AXELSSON, PER	+1	19:53	27	1	1		2	1				2	4			1	1	
12	C	KHRISTICH, DMITRI	+2	18:44	23	1		1	2										1	
14	L	SAMSONOV, SERGEI	+1	11:22	15			1	1	1									1	
18	D	MCLAREN, KYLE	+2	22:38	26			1	1	3									1	
20	D	VAN IMPE, DARREN	-1	9:48	13														1	
21	L	DDNATO, TED	-1	15:05	20	1		2	3											
22	L	BAUMGARTNER, KEN	E	4:58	8			1	1					3	8					
23	R	HEINZE, STEVE	-1	11:18	14			1	1					5	26					
25	D	GILL, HAL	+1	24:39	25															
28	C	TAYLOR, TIM	+1	20:54	27	1		1	2	1	11	15	42			1				
27	R	WILSON, LONDON	E	8:19	9			1	1											
32	D	SWEENEY, DON	+2	13:38	19														1	
33	R	CARTER, ANSON	+1	17:37	22			1	1	1	2		100							
41	C	ALLISON, JASON	+1	18:59	25		2	1	3	3	12	9	57	1	2					
42	C	SULLIVAN, MIKE	E	14:08	19		1		1	1	8	5	81	1	2	1				
44	D	ELLETT, DAVE	-1	17:09	20														1	
77	D	BOURQUE, RAY	+1	32:28	28	1	2		3							3			1	
		TEAM TOTALS	9			5	6	11	0	22	11	39	34	53	13	42	5	2	3	9

OT=Time On Ice SHF=# of Shifts MS=Missed Shots FW=Faceoffs Won FL=Faceoffs Lost F%=Faceoff Win Percentage
 PN=Number of Penalties PIM=Penalty Minutes HT=Hits Given TK=Takeaways GV=Giveaways BS=Blocked Shots

The NHL Game Report is provided courtesy of the NHL to members of the credentialed media for their exclusive use for news and editorial purposes only and not for any commercial purpose. Any use or distribution of this material for a commercial purpose without the express written permission of the NHL is prohibited.

No. 5344 P. 4/11

BOSTON BRUINS 7:46PM Feb. 28, 1998

VISITOR

HOME



PITTSBURGH PENGUINS
Game 60 Away Game 33

Game Summary
Game 0756
Saturday, February 28, 1998
3:12 PM ET at FleetCenter
Attendance 17,565
FINAL



BOSTON BRUINS
Game 58 Home Game 29

SCORING SUMMARY

G	Per	Time	Team	Goal Scorer	Assist	Assist	PIT	BOS	STR
1	1	0:16	BOS	11 AXELSSON	Unassisted		4 10 14 23 35 68	11 25 26 33 34 77	EV
2	1	5:49	BOS	12 KHRISTICH	41 ALLISON	44 ELLETT	18 35 44 71 82 95	12 18 32 34 41	SH
3	1	14:25	BOS	77 BOURQUE	41 ALLISON	14 SAMSONOV	5 16 35 71 82	77 12 14 34 41 44	PP
4	2	2:07	PIT	82 STRAKA	4 HATCHER	14 BARNES	82 2 4 14 35 68	20 21 23 34 41 44	EV
5	3	4:33	BOS	41 ALLISON	14 SAMSONOV		5 11 20 33 35 44	41 12 14 18 32 34	EV
6	3	9:19	BOS	18 MCLAREN	14 SAMSONOV	41 ALLISON	5 11 14 20 35	18 12 14 34 41 77	PP
7	3	11:41	PIT	4 HATCHER	10 FRANCIS	33 HICKS	4 10 14 23 31 33	11 26 34 44 77	PP
8	3	19:10	BOS	12 KHRISTICH	41 ALLISON	77 BOURQUE	4 20 23 31	12 14 18 34 41 77	PP

PITTSBURGH PENGUINS

#	Per	Time	Player	PIM	Penalty
1	1	13:24	68 JAGR	2:00	Hooking
2	1	16:05	4 HATCHER	2:00	Board check
3	2	14:21	5 WERENKA	2:00	Roughing
4	2	15:09	23 OLAUSSON	2:00	Hooking - Obstruction
5	3	8:47	29 WRIGHT	2:00	Hi stick
6	3	15:21	2 TAMER	2:00	Holding stick - Obstruction
7	3	15:21	29 WRIGHT	10:00	Misconduct (10 min)
8	3	16:18	11 KASPARAITIS	2:00	Unsportsmanlike conduct
9	3	16:18	11 KASPARAITIS	10:00	Misconduct (10 min)
10	3	17:24	5 WERENKA	2:00	Roughing
11	3	17:24	6 WERENKA	2:00	Roughing
12	3	17:55	82 STRAKA	2:00	Holding stick - Obstruction
13	3	18:49	16 OLCZYK	2:00	Tripping

BOSTON BRUINS

#	Per	Time	Player	PIM	Penalty
1	1	3:57	22 BAUMGARTNEF	2:00	Interference
2	1	7:17	12 KHRISTICH	2:00	Interference
3	2	8:28	44 ELLETT	2:00	Interference
4	2	9:27	23 HEINZE	2:00	Unsportsmanlike conduct
5	2	9:27	23 HEINZE	10:00	Misconduct (10 min)
6	2	9:27	23 HEINZE	2:00	Hooking - Obstruction
7	2	14:21	12 KHRISTICH	2:00	Slashing
8	2	16:03	41 ALLISON	2:00	Tripping
9	3	10:33	42 SULLIVAN	2:00	Holding - Obstruction
10	3	16:18	23 HEINZE	2:00	Unsportsmanlike conduct
11	3	16:18	23 HEINZE	10:00	Misconduct (10 min)
12	3	17:24	22 BAUMGARTNEF	2:00	Roughing
13	3	17:24	22 BAUMGARTNEF	2:00	Roughing

GOALS BY PER.

	PIT	BOS
1	0	3
2	1	0
3	1	3
T	2	6

SHOTS ON GOAL

	PIT	BOS
1	10	5
2	9	6
3	4	11
T	23	22

PENALTIES-MIN

	PIT	BOS
1	2-4	2-4
2	2-4	6-20
3	9-34	5-18
T	13-42	13-42

POWERPLAY (GOALS-OPP)

	PIT	BOS
1	0-2	1-2
2	0-4	0-1
3	1-1	2-4
T	1-7	3-7
Time	12:02	8:53

GOALIES (GOALS-SHOTS AGAINST)

	1	2	3	T	Time
PIT WREGGET	0-0	0-0	1-5	1-5	8:40
PIT(L) BARRASSO	3-5	0-6	2-8	5-17	51:18
BOS(W) DAFOE	0-10	1-9	1-4	2-23	59:18

THREE STARS

1 BOS	41 ALLISON
2 BOS	11 AXELSSON
3 BOS	14 SAMSONOV

by: W82 Radio

OFFICIALS

Referee:	Kerry Fraser
Linesman:	Thor Nelson
Linesman:	Dan Schachte



TORONTO MAPLE LEAFS
Game 59 Away Game 29

Event Summary

Game 0771
Monday, March 2, 1998
7:12 PM ET at Civic Arena
Attendance 14,320
FINAL



PITTSBURGH PENGUINS
Game 61 Home Game 28

		TORONTO MAPLE LEAFS	+/-	TOI	SHF	SHOTS					MS	FW	FL	F%	PN	PIM	HT	TK	GV	BS
						1	2	3	OT	T										
29	G	POTVIN, FELIX		59:02																
30	G	HEALY, GLENN		0:00																
7	L	KING, DEREK	E	2:52	3									2	15					
8	L	WARRINER, TODD	E	14:11	15		1	1		2			1	0						1
11	C	SULLIVAN, STEVE	E	15:36	14							1	2	33						
12	L	KING, KRIS	-1	9:34	11							1		100	2	4	1			
13	C	SUNDIN, MATS	+1	25:21	23	2	3			5	1	13	16	44			1	1		
14	C	HENDRICKSON, DARBY	-1	15:16	17		1	3		4		8	7	53				1	1	
19	L	MODIN, FREDRIK	E	15:42	16	1	1			2	1	1	1	50			5			
20	R	JOHNSON, MIKE	E	18:41	21	1	1			2	2								1	2
21	L	PROCHAZKA, MARTIN	-1	7:09	11	1	1			2										1
22	R	KOROLEV, IGOR	E	16:53	19		1			1		4	7	36						
25	D	SMITH, JASON	-1	21:08	23						1						3	2		2
28	R	DOMI, TIE	+1	10:32	13		1			1	1									
33	D	BROWN, JEFF	E	19:12	19						1				2	4				3
34	D	MACCOUN, JAMIE	-1	21:11	23			1		1					2	4				
36	D	YUSHKEVICH, DIMITRI	+1	20:06	22	1		2		3								1		1
55	D	MARKOV, DANIL	+1	13:33	17			1		1										1
72	D	SCHNEIDER, MATHIEU	E	25:15	23		1	1		2					1	2				2
94	R	BEREZIN, SERGEI	+1	16:34	15	2				2										1
		TEAM TOTALS	E			8	11	9	0	28	7	28	34	45	9	29	10	6	7	11

		PITTSBURGH PENGUINS	+/-	TOI	SHF	SHOTS					MS	FW	FL	F%	PN	PIM	HT	TK	GV	BS
						1	2	3	OT	T										
31	G	WREGGET, KEN		0:00																
35	G	BARRASSO, TOM		59:53																
2	D	TAMER, CHRIS	+1	14:06	20		2			2										2
4	D	HATCHER, KEVIN	-1	23:06	23		1	2		3	1						1	2	1	1
5	D	WERENKA, BRAD	E	22:40	26															1
6	D	WILKINSON, NEIL	+1	14:14	19	1	1			2	2									1
10	C	FRANCIS, RON	-1	23:38	23		1	2		3		8	5	61				1	4	1
11	D	KASPARAITIS, DARIUS	E	20:44	21			1		1	1						1	1	1	1
14	C	BARNES, STU	-1	21:58	24	1	1	1		3	2	12	6	66					1	
16	R	OLCZYK, ED	+1	14:56	22	1	1	2		4	4	7	4	63			1	1		
18	L	VALK, GARRY	E	6:11	9										1	2				
20	C	LANG, ROBERT	E	15:01	19		1	1		2		7	8	46				3		1
23	D	OLAUSON, FREDRIK	-1	22:07	22	1				1	1								1	1
24	D	MORAN, IAN	E	14:58	19		1	1		2	3		1	0						
29	C	WRIGHT, TYLER	E	3:00	5								2	0	2	15	1			
33	L	HICKS, ALEX	E	6:35	11	1				1	2									1
44	R	BROWN, ROB	E	17:21	22	1	3	3		7	1				1	2		1		
68	R	JAGR, JAROMIR	-1	25:17	21		1	3		4								2	1	
82	C	STRAKA, MARTIN	+1	17:25	23	1				1			2	0				2		3
95	R	MOROZOV, ALEXEI	+1	12:47	19	1	1			2	1								1	
		TEAM TOTALS	E			8	14	16	0	38	18	34	28	55	4	19	4	14	10	12

TOI=Time On Ice SHF=# of Shifts MS=Missed Shots FW=Faceoffs Won FL=Faceoffs Lost F%=Faceoff Win Percentage
PN=Number of Penalties PIM=Penalty Minutes HT=Hits Given TK=Takeaways GV=Giveaways BS=Blocked Shots

VISITOR



TORONTO MAPLE LEAFS
Game 59 Away Game 29

Game Summary

Game 0771
Monday, March 2, 1998
7:12 PM ET at Civic Arena
Attendance 14,320
FINAL

HOME



PITTSBURGH PENGUINS
Game 61 Home Game 28

SCORING SUMMARY

G	Per	Time	Team	Goal Scorer	Assist	Assist	TOR	PIT	STR
1	1	1:12	PIT	44 BROWN	82 STRAKA	5 WERENKA	13 20 25 29 34	44 5 16 35 82 95	PP
2	1	1:49	TOR	94 BEREZIN	28 DOMI	13 SUNDIN	94 13 28 29 36 55	4 10 14 23 35 68	EV
3	1	3:16	PIT	95 MOROZOV	16 OLCZYK	82 STRAKA	12 14 21 25 29 34	95 2 6 16 35 82	EV
4	1	4:49	PIT	14 BARNES	68 JAGR	4 HATCHER	13 20 25 29 72	14 4 10 23 35 68	PP

TORONTO MAPLE LEAFS

#	Per	Time	Player	PIM	Penalty
1	1	0:50	72 SCHNEIDER	2:00	Holding stick - Obstruction
2	1	3:38	34 MACOUN	2:00	Holding
3	1	11:41	12 KING	2:00	Hooking - Obstruction
4	1	14:37	7 KING	5:00	Fighting (maj)
5	1	14:37	7 KING	10:00	Game misconduct
6	2	9:06	33 BROWN	2:00	Holding
7	2	14:06	33 BROWN	2:00	Holding - Obstruction
8	3	4:29	34 MACOUN	2:00	Cross check
9	3	5:36	12 KING	2:00	Cross check

PITTSBURGH PENGUINS

#	Per	Time	Player	PIM	Penalty
1	1	14:37	18 VALK	2:00	Roughing
2	1	14:37	29 WRIGHT	5:00	Fighting (maj)
3	1	14:37	29 WRIGHT	10:00	Game misconduct
4	1	18:30	44 BROWN	2:00	Holding - Obstruction

GOALS BY PER.

	TOR	PIT
1	1	3
2	0	0
3	0	0
T	1	3

SHOTS ON GOAL

	TOR	PIT
1	8	8
2	11	14
3	9	16
T	28	38

PENALTIES-MIN

	TOR	PIT
1	5-21	4-19
2	2-4	0-0
3	2-4	0-0
T	9-29	4-19

POWERPLAY (GOALS-OPP)

	TOR	PIT
1	0-2	2-3
2	0-0	0-2
3	0-0	0-2
T	0-2	2-7
Time	4:00	11:33

GOALIES (GOALS-SHOTS AGAINST)

	1	2	3	T	Time
TOR(L) POTVIN	3-8	0-14	0-16	3-38	59:02
PIT(W) BARRASSO	1-8	0-11	0-9	1-28	59:53

THREE STARS

1 PIT	82 STRAKA
2 PIT	35 BARRASSO
3 PIT	95 MOROZOV

by:

OFFICIALS

Referee:	Dennis Larue
Linesman:	Pierre Racicot
Linesman:	Ray Scapinello

VISITOR



CHICAGO BLACKHAWKS
Game 61 Away Game 31

Event Summary

Game 0787
Thursday, March 5, 1998
7:00 PM ET at Civic Arena
Attendance 15,716
FINAL

HOME



PITTSBURGH PENGUINS
Game 62 Home Game 29

		CHICAGO BLACKHAWKS	+/-	TOI	SHF	SHOTS					MS	FW	FL	F%	PN	PIM	HT	TK	GV	BS
						1	2	3	OT	T										
29	G	TREFILOV, ANDREI		0:00																
31	G	HACKETT, JEFF		65:00																
2	D	WEINRICH, ERIC	E	36:23	34	1	1			2	1					1	1	1	2	
3	D	LAFLAMME, CHRISTIAN	E	23:51	33	1	1			2				1	2	2		1		
5	D	YAWNEY, TRENT	+1	23:00	29	1				1				2	4	1	1		1	
6	D	SYKORA, MICHAL	E	9:09	13		2			2										
8	D	RUSSELL, CAM	E	10:41	18	1				1									1	
10	R	AMONTE, TONY	E	22:27	29		1	1		2	2						1		1	
11	C	SHANTZ, JEFF	-2	20:47	26	1				1	3	14	17				1	1	1	
12	C	SUTTER, BRENT	E	10:13	21						8	4	66						1	
14	C	DUBINSKY, STEVE	E	14:05	22					1	6	7	46						3	
19	L	MOREAU, ETHAN	+1	14:00	22		1			1				1	2					
20	D	SUTER, GARY	-1	27:20	29		2			2						1		2	1	
22	C	JOHNSON, GREG	E	21:59	27	1				1	12	7	63					1		
23	L	LEROUX, JEAN-YVES	-1	15:59	18		1			1						3	1	1		
25	R	KRIVOKRASOV, SERGEI	E	14:21	20												1			
33	L	SIMPSON, REID	E	6:33	11											1				
38	L	BLACK, JAMES	E	13:02	20		1		1	2	2									
39	C	KILGER, CHAD	+2	14:20	21	1	1			2	13	6	68			1	1		1	
55	L	DAZE, ERIC	E	18:48	22	1	2			3									1	
		TEAM TOTALS	E			8	13	1	1	23	8	42	38	53	4	8	10	7	11	9

		PITTSBURGH PENGUINS	+/-	TOI	SHF	SHOTS					MS	FW	FL	F%	PN	PIM	HT	TK	GV	BS
						1	2	3	OT	T										
31	G	WREGGET, KEN		45:00																
35	G	BARRASSO, TOM		20:00																
2	D	TAMER, CHRIS	-1	12:31	17													1	1	1
4	D	HATCHER, KEVIN	+1	27:09	28	1				1							2		1	1
5	D	WERENKA, BRAD	E	19:42	28			1		1	2								2	2
6	D	WILKINSON, NEIL	-1	5:57	6															
10	C	FRANCIS, RON	+1	23:11	24	1	2	2		5	1	9	8	52					2	
11	D	KASPARAITIS, DARIUS	-1	19:00	26						1				1	2	4	1	1	1
14	C	BARNES, STU	+1	22:42	27	2	1			3	2	13	8	61	1	2		2	1	
16	R	OLCZYK, ED	+1	18:19	23			1	2	3		5	10	33			1		2	
20	C	LANG, ROBERT	E	18:58	25	1		1		2	1	6	11	35			2	2		
23	D	OLAUSSON, FREDRIK	+2	25:39	27		1			1	1							2	2	1
24	R	MORAN, IAN	E	8:52	12												1	2	1	
29	C	WRIGHT, TYLER	-1	4:41	8							4	3	57			1			1
44	R	BROWN, ROB	E	16:36	23	2	2	1		5					1	2	3	1	1	
57	R	FERRARO, CHRIS	-1	5:26	7			1		1	1								1	
68	R	JAGR, JAROMIR	+1	30:05	28	1	4	3		8				1	2			1	3	
71	D	SLEGR, JIRI	-2	17:52	24	3		1		4	1								1	
82	C	STRAKA, MARTIN	E	22:03	27		1	1		2		1	2	33			1	1		1
95	R	MOROZOV, ALEXEI	E	15:00	20			2		2	1						1		2	
		TEAM TOTALS	E			11	11	14	2	38	11	38	42	47	4	8	16	13	21	8

TOI=Time On Ice SHF=# of Shifts MS=Missed Shots FW=Faceoffs Won FL=Faceoffs Lost F%=Faceoff Win Percentage
PN=Number of Penalties PIM=Penalty Minutes HT=Hits Given TK=Takeaways GV=Giveaways BS=Blocked Shots

VISITOR



CHICAGO BLACKHAWKS
Game 61 Away Game 31

Game Summary

Game 0787
Thursday, March 5, 1998
7:00 PM ET at Civic Arena
Attendance 15,716
FINAL

HOME



PITTSBURGH PENGUINS
Game 62 Home Game 29

SCORING SUMMARY

G	Per	Time	Team	Goal Scorer	Assist	Assist	CHI	PIT	STR
1	1	15:53	CHI	5 YAWNEY	19 MOREAU	39 KILGER	5 3 19 31 39 55	2 6 29 35 57 71	EV
2	2	6:09	PIT	10 FRANCIS	68 JAGR		3 11 20 23 25 31	10 4 14 23 31 68	EV
3	2	15:25	CHI	19 MOREAU	25 KRIVOKRASOV	39 KILGER	19 2 20 25 31 39	5 10 11 31 68 71	EV
4	3	14:41	PIT	10 FRANCIS	68 JAGR	23 OLAUSSON	2 11 19 20 31 55	10 5 16 23 31 68	EV

CHICAGO BLACKHAWKS

#	Per	Time	Player	PIM	Penalty
1	1	7:12	3 LAFHAMME	2:00	Interference - Obstruction
2	1	13:07	5 YAWNEY	2:00	Tripping
3	1	16:36	5 YAWNEY	2:00	Roughing
4	2	10:28	19 MOREAU	2:00	Hooking - Obstruction

PITTSBURGH PENGUINS

#	Per	Time	Player	PIM	Penalty
1	1	4:10	44 BROWN	2:00	Roughing
2	1	8:33	14 BARNES	2:00	Tripping - Obstruction
3	2	7:57	68 JAGR	2:00	Hooking - Obstruction
4	2	13:23	11 KASPARAITIS	2:00	Hooking - Obstruction

GOALS BY PER.

	CHI	PIT
1	1	0
2	1	1
3	0	1
4	0	0
T	2	2

SHOTS ON GOAL

	CHI	PIT
1	8	11
2	13	11
3	1	14
4	1	2
T	23	38

PENALTIES-MIN

	CHI	PIT
1	3-6	2-4
2	1-2	2-4
3	0-0	0-0
4	0-0	0-0
T	4-8	4-8

POWERPLAY (GOALS-OPP)

	CHI	PIT
1	0-2	0-3
2	0-2	0-1
3	0-0	0-0
4	0-0	0-0
T	0-4	0-4
Time	7:21	7:21

GOALIES (GOALS-SHOTS AGAINST)

		1	2	3	OT	T	Time
CHI(T)	HACKETT	0-11	1-11	1-14	0-2	2-38	65:00
PIT(T)	WREGGET	0-0	1-13	0-1	0-1	1-15	45:00
PIT	BARRASSO	1-8	0-0	0-0	0-0	1-8	20:00

THREE STARS

1	PIT	10	FRANCIS
2	CHI	31	HACKETT
3	PIT	68	JAGR

by:

OFFICIALS

Referee:	Dan O'Halloran
Linesman:	Gerry Gauthier
Linesman:	Jean Morin

VISITOR



PHILADELPHIA FLYERS
Game 60 Away Game 32

Event Summary

Game 0799
Saturday, March 7, 1998
3:00 PM ET at Civic Arena
Attendance 17,103
FINAL

HOME



PITTSBURGH PENGUINS
Game 63 Home Game 30

		PHILADELPHIA FLYERS	+/-	TOI	SHF	SHOTS					MS	FW	FL	F%	PN	PIM	HT	TK	GV	BS
						1	2	3	OT	T										
27	G	HEXTALL, RON		27:12																
33	G	BURKE, SEAN		32:35																
6	D	THERIEN, CHRIS	-2	21:50	32		4			4				1	2					1
9	R	ZUBRUS, DAINIUS	+1	10:50	12															
10	L	LECLAIR, JOHN	-1	23:00	23	1		1		2	2									
11	R	SILLINGER, MIKE	E	17:56	19	1	2			3	1	8	5	61						1
12	L	FORBES, COLIN	E	16:14	19	1	2	1		4	3					1				
17	L	BRIND'AMOUR, ROD	-2	16:23	24	1				1		6	4	60	1	2	2	1	1	
19	R	DAIGLE, ALEXANDRE	-2	14:40	17		1			1										
20	R	KLATT, TRENT	-2	20:47	23	3	1			4										
22	D	RICHARDSON, LUKE	-1	13:55	25	1				1	1					1	1	1	1	1
25	L	PODEIN, SHJON	E	9:40	14		1	1		2	1			1	2					
26	R	DRUCE, JOHN	-2	5:34	11			1		1	1						2	1		2
28	D	SAMUELSSON, KJELL	-1	15:59	25						1									
29	C	OTTO, JOEL	E	7:11	9															
37	D	DESJARDINS, ERIC	-3	21:45	32	2	2	1		5	1			1	2				1	1
44	D	NIINIMAA, JANNE	+1	21:36	25	3	1	2		6	3					1				
55	C	GRATTON, CHRIS	-3	17:05	21							9	9	50	1	2				1
77	D	COFFEY, PAUL	E	22:54	24		1			1										
88	C	LINDROS, ERIC	E	12:39	14	1	2			3	1	16	3	84	1	2	1			
		TEAM TOTALS	-17			14	17	7	0	38	15	44	26	63	6	12	9	3	6	5

		PITTSBURGH PENGUINS	+/-	TOI	SHF	SHOTS					MS	FW	FL	F%	PN	PIM	HT	TK	GV	BS
						1	2	3	OT	T										
1	G	SKUDRA, PETER		0:00																
31	G	WREGGET, KEN		59:58																
2	D	TAMER, CHRIS	+1	16:14	22			1		1									1	3
4	D	HATCHER, KEVIN	+3	25:12	26	1	3			4	2							3		5
5	D	WERENKA, BRAD	E	19:11	24									2	4			1		1
6	D	WILKINSON, NEIL	E	3:49	7						1									
10	C	FRANCIS, RON	+3	23:37	27	1	5	1		7	1	4	8	33				1	1	3
11	D	KASPARAITIS, DARIUS	E	17:37	24			1		1					1	2	2			2
14	C	BARNES, STU	+2	24:26	28	1				1	3	11	12	47				3	2	
16	R	OLCZYK, ED	-1	10:49	17															
20	C	LANG, ROBERT	E	16:41	23	1	2			3		2	11	15			1	1		2
23	D	OLAUSON, FREDRIK	+3	20:50	23		1			1										2
24	R	MORAN, IAN	E	15:01	21										1	2	1			1
29	C	WRIGHT, TYLER	E	2:26	5						1	2	2	50						
38	C	JOHANSSON, ANDREAS	E	6:28	14										1	2	1			
44	R	BROWN, ROB	E	17:02	21						1						2			1
68	R	JAGR, JAROMIR	+3	26:26	27	2	1	3		6	3								2	1
71	D	SLEGR, JIRI	E	17:41	23		1	1		2	1	2	4	33			1			1
82	C	STRAKA, MARTIN	E	17:09	24			1		1	1	2	4	33						
95	R	MOROZOV, ALEXEI	E	8:33	15			1		1										
		TEAM TOTALS	14			6	13	9	0	28	15	26	44	37	6	12	8	10	7	24

TOI=Time On Ice SHF=# of Shifts MS=Missed Shots FW=Faceoffs Won FL=Faceoffs Lost F%=Faceoff Win Percentage
PN=Number of Penalties PIM=Penalty Minutes HT=Hits Given TK=Takeaways GV=Giveaways BS=Blocked Shots

VISITOR



PHILADELPHIA FLYERS
Game 60 Away Game 32

Game Summary

Game 0799
Saturday, March 7, 1998
3:00 PM ET at Civic Arena
Attendance 17,103
FINAL

HOME



PITTSBURGH PENGUINS
Game 63 Home Game 30

SCORING SUMMARY

G	Per	Time	Team	Goal Scorer	Assist	Assist	PHI	PIT	STR
1	1	3:45	PHI	11 SILLINGER	44 NIINIMAA	77 COFFEY	11 9 12 33 44 77	2 16 31 71 82 95	EV
2	1	12:51	PIT	14 BARNES	10 FRANCIS	68 JAGR	6 17 19 33 37 55	14 4 10 23 31 68	EV
3	1	14:32	PHI	17 BRIND'AMOUR	77 COFFEY	44 NIINIMAA	17 10 33 44 77 88	2 10 14 31 71	PP
4	2	2:55	PHI	11 SILLINGER	6 THERIEN	12 FORBES	11 6 12 33 44	16 31 68 71 82 95	SH
5	2	5:38	PIT	10 FRANCIS	14 BARNES	4 HATCHER	22 25 29 33 37	10 4 14 23 31 68	PP
6	2	7:59	PHI	88 LINDROS	77 COFFEY	37 DESJARDINS	88 10 17 33 37 77	4 10 11 31	PP
7	2	8:30	PIT	71 SLEGR	82 STRAKA	16 OLCZYK	19 20 33 44 55 77	71 2 16 31 82	SH
8	3	5:19	PIT	95 MOROZOV	68 JAGR	10 FRANCIS	11 12 22 26 27 28	95 4 10 23 31 68	EV
9	3	10:35	PIT	82 STRAKA	68 JAGR	95 MOROZOV	6 11 12 26 27 37	82 2 31 68 71 95	EV
10	3	19:57	PIT	68 JAGR	10 FRANCIS	23 OLAUSSON	6 10 17 20 37 55	68 4 10 14 23 31	EV

PHILADELPHIA FLYERS

#	Per	Time	Player	PIM	Penalty
1	1	6:00	88 LINDROS	2:00	Interference - Obstruction
2	1	14:49	25 PODEIN	2:00	Interference - Obstruction
3	2	1:35	37 DESJARDINS	2:00	Interference - Obstruction
4	2	5:24	6 THERIEN	2:00	Board check
5	2	8:48	17 BRIND'AMOUR	2:00	Roughing
6	2	9:37	55 GRATTON	2:00	Cross check

PITTSBURGH PENGUINS

#	Per	Time	Player	PIM	Penalty
1	1	0:23	11 KASPARAITIS	2:00	Hi stick
2	1	14:18	5 WERENKA	2:00	Interference - Obstruction
3	2	6:21	5 WERENKA	2:00	Interference - Obstruction
4	2	7:08	24 MORAN	2:00	Interference - Obstruction
5	2	17:36	71 SLEGR	2:00	Holding - Obstruction
6	3	2:45	38 JOHANSSON	2:00	Hi stick

GOALS BY PER.

	PHI	PIT
1	2	1
2	2	2
3	0	3
T	4	6

SHOTS ON GOAL

	PHI	PIT
1	14	6
2	17	13
3	7	9
T	38	28

PENALTIES-MIN

	PHI	PIT
1	2-4	2-4
2	4-8	3-6
3	0-0	1-2
T	6-12	6-12

POWERPLAY (GOALS-OPP)

	PHI	PIT
1	1-2	0-2
2	1-3	1-4
3	0-1	0-0
T	2-6	1-6
Time	9:32	9:54

GOALIES (GOALS-SHOTS AGAINST)

		1	2	3	T	Time
PHI(L)	HEXTALL	0-0	0-1	2-8	2-9	27:12
PHI	BURKE	1-6	2-12	0-0	3-18	32:35
PHI	EMPTY NET	0-0	0-0	1-1	1-1	
PIT(W)	WREGGET	2-14	2-17	0-7	4-38	59:58

THREE STARS

1	PIT	82	STRAKA
2	PIT	68	JAGR
3	PHI	11	SILLINGER

by:

OFFICIALS

Referee:	Bill McCreary
Linesman:	Gerry Gauthier
Linesman:	Jean Morin



PITTSBURGH PENGUINS
Game 64 Away Game 34

Game Summary

Game 0809
Sunday, March 8, 1998
8:09 PM ET at CoreStates Center
Attendance 19,564
FINAL



PHILADELPHIA FLYERS
Game 61 Home Game 29

SCORING SUMMARY

G	Per	Time	Team	Goal Scorer	Assist	Assist	PIT	PHI	STR
1	1	4:31	PHI	11 SILLINGER	17 BRIND'AMOUR	20 KLATT	5 6 14 20 31	11 17 20 27 44 77	PP
2	2	3:29	PIT	6 WERENKA	20 LANG		5 11 20 24 31 44	17 20 27 44 77	PP
3	2	8:11	PHI	10 LECLAIR	37 DESJARDINS	9 ZUBRUS	2 31 57 68 71 82	10 6 9 27 37 55	EV
4	2	9:14	PIT	82 STRAKA	58 JAGR	23 OLAUSSON	71 82 2 28 29 31 68	6 11 12 20 27 37	EV
5	3	19:14	PHI	25 PODEIN	19 DAIGLE	17 BRIND'AMOUR	5 11 20 24 31 44	25 17 19 27 44 77	EV
6	3	19:45	PIT	68 JAGR	4 HATCHER	10 FRANCIS	58 4 10 14 23 82	6 12 17 20 27 37	EV
7	4	4:03	PHI	19 DAIGLE	17 BRIND'AMOUR		5 11 20 24 31 44	19 17 22 25 27 37	EV

PITTSBURGH PENGUINS

#	Per	Time	Player	PIM	Penalty
1	1	3:44	11 KASPARAITIS	2:00	Holding - Obstruction
2	1	3:44	71 SLEGR	5:00	Fighting (maj)
3	1	3:44	71 SLEGR	10:00	Misconduct (10 min)
4	1	6:48	11 KASPARAITIS	2:00	Roughing
5	1	6:48	11 KASPARAITIS	5:00	Fighting (maj)
6	1	8:06	2 TAMER	2:00	Slashing
7	1	16:49	23 OLAUSSON	2:00	Holding
8	2	10:21	2 TAMER	2:00	Interference
9	3	7:43	31 WREGGET	2:00	Hi stick
10	3	7:43	31 WREGGET	2:00	Hi stick
11	3	11:49	2 TAMER	2:00	Cross check

PHILADELPHIA FLYERS

#	Per	Time	Player	PIM	Penalty
1	1	1:17	12 FORBES	2:00	Interference
2	1	3:44	55 GRATTON	5:00	Fighting (maj)
3	1	3:44	55 GRATTON	10:00	Misconduct (10 min)
4	1	6:48	12 FORBES	2:00	Roughing
5	1	8:48	12 FORBES	3:00	Fighting (maj)
6	1	8:23	44 NIINIMAA	2:00	Hooking
7	1	11:35	6 THERIEN	2:00	Hi stick
8	1	14:45	37 DESJARDINS	2:00	Cross check
9	1	18:31	6 THERIEN	2:00	Interference
10	2	1:30	55 GRATTON	2:00	Cross check
11	2	19:05	55 GRATTON	2:00	Slashing

GOALS BY PER.

	PIT	PHI
1	0	1
2	2	1
3	1	1
4	0	1
T	3	4

SHOTS ON GOAL

	PIT	PHI
1	10	4
2	7	9
3	7	13
4	2	3
T	26	29

PENALTIES-MIN

	PIT	PHI
1	7-28	9-32
2	1-2	2-4
3	3-6	0-0
4	0-0	0-0
T	11-36	11-36

POWERPLAY (GOALS-OPP)

	PIT	PHI
1	0-5	1-3
2	1-2	0-1
3	0-0	0-3
4	0-0	0-0
T	1-7	1-7
Time	11:58	10:45

GOALIES (GOALS-SHOTS AGAINST)

	1	2	3	OT	T	Time
PIT(L) WREGGET	1-4	1-9	1-13	1-3	4-29	83:59
PHI(W) HEXTALL	0-10	2-7	1-7	0-2	3-26	63:59

THREE STARS

- 1 PHI 12 FORBES
- 2 PHI 19 DAIGLE
- 3 PIT 68 JAGR

by: TIM PANAGEO PHILA. INQUIRER

OFFICIALS

Referee: Michael McGeough
Linesman: Gelly Gauthier
Linesman: Jean Molin

VISITOR



CALGARY FLAMES
Game 64 Away Game 32

Event Summary

Game 0824
Wednesday, March 11, 1998
7:00 PM ET at Civic Arena
Attendance 14,655
FINAL

HOME



PITTSBURGH PENGUINS
Game 65 Home Game 31

		CALGARY FLAMES	+/-	TOI	SHF	SHOTS										HT	TK	GV	BS	
						1	2	3	OT	T	MS	FW	FL	F%	PN					PIM
30	G	ROLOSON, DWAYNE		60:00												1	2			
31	G	TABARACCI, RICK		0:00												1	5			
2	D	ALLISON, JAMIE	-1	7:41	12															
3	D	PATRICK, JAMES	-1	18:16	26	1				1						1	2	1		2
5	D	ALBELIN, TOMMY	-1	20:49	21	1	1	1		3									3	1
6	D	BOUCHARD, JOEL	-1	14:58	16						3							1	1	1
12	R	IGINLA, JAROME	E	20:17	20			3		3	1		1	0	1	2	1			
13	L	TITOV, GERMAN	-1	21:21	18						1	1	4	20						2
14	R	FLEURY, THEOREN	-1	31:41	20	3	3	3		9	3	6	7	46	1	2	1		2	1
15	R	MCCARTHY, SANDY	+1	14:18	17		2			2					1	2		1	1	
17	L	DOMENICHELLI, HNAT	E	11:50	15	1				1	2									
18	L	MCINNIS, MARTY	-1	22:20	23	2		2		4		3	11	21						
20	L	HLUSHKO, TODD	-1	10:03	16	1				1	1				3	14	1	1		1
21	C	CASSELS, ANDREW	+1	20:43	22	2		1		3	3	12	4	75				1		
23	C	GAVEY, AARON	-1	8:08	12							1	4	20						1
27	D	SIMPSON, TODD	E	19:52	23						1						1	2		1
32	D	HULSE, CALE	-1	10:14	15						1						1			
42	L	WARD, ED	-1	9:28	16		1			1	1									
53	D	MORRIS, DEREK	E	13:18	16			2		2	2						1	2		
92	C	NYLANDER, MICHAEL	-1	12:11	16			2		2	1	2	3	40						
		TEAM TOTALS	-10			11	7	14	0	32	20	25	34	42	9	29	8	11	7	7

		PITTSBURGH PENGUINS	+/-	TOI	SHF	SHOTS										HT	TK	GV	BS	
						1	2	3	OT	T	MS	FW	FL	F%	PN					PIM
1	G	SKUDRA, PETER		60:00																
31	G	WREGGET, KEN		0:00																
2	D	TAMER, CHRIS	+1	11:37	20										1	2		2	1	1
4	D	HATCHER, KEVIN	+2	21:35	25		2	1		3	2									1
5	D	WERENKA, BRAD	E	22:07	25															4
10	C	FRANCIS, RON	+1	20:46	21			1		1	2	2	1	66				1	1	
11	D	KASPARAITIS, DARIUS	+1	19:58	27							1		100	2	4	3		1	2
14	C	BARNES, STU	+1	20:20	25	1	4			5		15	10	60				2	1	
15	C	DOME, ROBERT	E	10:55	18															
20	C	LANG, ROBERT	+1	15:52	19							6	6	50				1		
23	D	OLAUSON, FREDRIK	+1	19:28	22		1			1	1						1			2
24	R	MORAN, IAN	E	16:28	22										1	5	1			2
29	C	WRIGHT, TYLER	E	5:44	12							3	1	75	1	10		1		
42	D	GRONMAN, TUOMAS	E	12:18	19												2			1
44	R	BROWN, ROB	+1	16:37	16	1	1	2		4	1	1		100	1	2	1			
57	R	FERRARO, CHRIS	E	4:09	7		1			1					1	2				1
68	R	JAGR, JAROMIR	+2	23:02	22	2	3			5	1									1
71	D	SLEGR, JIRI	-1	12:26	17	1				1				46	1	2		1		1
82	C	STRAKA, MARTIN	E	16:41	24	1				1		6	7	46	1	2			1	2
95	R	MOROZOV, ALEXEI	E	13:36	20	2				2	1				1	2				1
		TEAM TOTALS	10			8	12	4	0	24	8	34	25	58	10	31	10	7	7	17

TOI=Time On Ice SHF=# of Shifts MS=Missed Shots FW=Faceoffs Won FL=Faceoffs Lost F%=Faceoff Win Percentage
PN=Number of Penalties PIM=Penalty Minutes HT=Hits Given TK=Takeaways GV=Giveaways BS=Blocked Shots

VISITOR



CALGARY FLAMES
Game 64 Away Game 32

Game Summary

Game 0824
Wednesday, March 11, 1998
7:00 PM ET at Civic Arena
Attendance 14,655
FINAL

HOME



PITTSBURGH PENGUINS
Game 65 Home Game 31

SCORING SUMMARY

G	Per	Time	Team	Goal Scorer	Assist	Assist	CGY	PIT	STR
1	1	10:30	CGY	21 CASSELS	17 DOMENICHELLI	5 ALBELIN	21 5 15 17 27 30	1 15 42 71 82 95	EV
2	1	11:33	PIT	68 JAGR	10 FRANCIS	4 HATCHER	2 3 18 30 42 92	68 1 4 10 14 23	EV
3	1	13:21	PIT	95 MOROZOV	82 STRAKA	15 DOME	5 6 20 23 30 32	95 1 2 15 42 82	EV
4	2	17:40	PIT	14 BARNES	68 JAGR	10 FRANCIS	2 5 20 23 30	14 1 4 10 23 68	PP
5	3	2:15	PIT	44 BROWN	20 LANG	68 JAGR	5 13 14 17 27 30	44 1 4 11 20 68	EV

CALGARY FLAMES

#	Per	Time	Player	PIM	Penalty
1	1	5:09	30 ROLOSON	2:00	Slashing
2	2	7:46	3 PATRICK	2:00	Interference - Obstruction
3	2	16:16	14 FLEURY	2:00	Hi stick
4	3	6:50	12 IGINLA	2:00	Hi stick
5	3	13:37	20 HLUSHKO	2:00	Roughing
6	3	15:50	20 HLUSHKO	2:00	Hi stick
7	3	18:46	15 MCCARTHY	2:00	Roughing
8	3	19:57	2 ALLISON	5:00	Fighting (maj)
9	3	19:57	20 HLUSHKO	10:00	Misconduct (10 min)

PITTSBURGH PENGUINS

#	Per	Time	Player	PIM	Penalty
1	1	7:33	57 FERRARO	2:00	Hi stick ✓
2	1	15:46	44 BROWN	2:00	Interference - Obstruction
3	2	11:44	2 TAMER	2:00	Hi stick ✓
4	2	19:13	95 MOROZOV	2:00	Holding
5	3	3:02	11 KASPARAITIS	2:00	Holding stick - Obstruction
6	3	3:51	71 SLEGR	2:00	Delay of game
7	3	5:16	11 KASPARAITIS	2:00	Diving
8	3	10:40	82 STRAKA	2:00	Hooking - Obstruction
9	3	19:57	24 MORAN	5:00	Fighting (maj)
10	3	19:57	29 WRIGHT	10:00	Misconduct (10 min)

GOALS BY PER.

	CGY	PIT
1	1	2
2	0	1
3	0	1
T	1	4

SHOTS ON GOAL

	CGY	PIT
1	11	8
2	7	12
3	14	4
T	32	24

PENALTIES-MIN

	CGY	PIT
1	1-2	2-4
2	2-4	2-4
3	6-23	6-23
T	9-29	10-31

POWERPLAY (GOALS-OPP)

	CGY	PIT
1	0-2	0-1
2	0-2	1-2
3	0-4	0-4
T	0-8	1-7
Time	15:34	12:12

GOALIES (GOALS-SHOTS AGAINST)

	1	2	3	T	Time
CGY(L) ROLOSON	2-8	1-12	1-4	4-24	60:00
PIT(W) SKUDRA	1-11	0-7	0-14	1-32	60:00

THREE STARS

1 PIT	68 JAGR
2 PIT	1 SKUDRA
3 PIT	10 FRANCIS

by:

OFFICIALS

Referee:	Stephen Walkom
Linesman:	Don Henderson
Linesman:	Danny McCourt

VISITOR



BUFFALO SABRES
Game 64 Away Game 34

Event Summary

Game 0843
Saturday, March 14, 1998
3:12 PM ET at Civic Arena
Attendance 15,529
FINAL

HOME



PITTSBURGH PENGUINS
Game 66 Home Game 32

		BUFFALO SABRES	+/-	TOI	SHF	SHOTS					MS	FW	FL	F%	PN	PIM	HT	TK	GV	BS
						1	2	3	OT	T										
31	G	SHIELDS, STEVE		0:00																
39	G	HASEK, DOMINIK		59:02															1	
4	D	WILSON, MIKE	-1	16:26	20	1				1										1
5	D	WOOLLEY, JASON	E	19:33	20	1		2		3	1									3
8	D	SHANNON, DARRYL	E	16:01	22			2		2	2			1	2					1
15	R	WARD, DIXON	-1	15:45	20															1
17	R	DAWE, JASON	E	15:04	22		2			2	1						1	1		
18	L	GROSEK, MICHAL	E	14:42	15	2	2	2		6	1									
22	C	PRIMEAU, WAYNE	E	14:07	16		2			2	1	9	6	60					1	
26	C	PLANTE, DEREK	E	12:28	18	2		1		3		5	9	35				1		
27	C	PECA, MICHAEL	-1	22:48	29	1	1	1		3	1	13	14	48	1	2				1
28	R	AUDETTE, DONALD	E	16:16	21		1	3		4	2				1	2		2	1	
32	R	RAY, ROB	E	1:39	4															
36	R	BARNABY, MATTHEW	E	11:44	13										3	9			1	
37	L	BROWN, CURTIS	E	12:51	15	1	1			2		5	5	50				1		1
42	D	SMEHLIK, RICHARD	E	21:51	22		1	1		2										1
44	D	ZHITNIK, ALEXEI	-1	23:46	28			1		1	1				2	4	1			1
74	D	MCKEE, JAY	E	17:38	21												1			3
80	L	SANDERSON, GEOFF	E	20:20	22	1	2	4		7	2									1
81	L	SATAN, MIROSLAV	-1	14:47	16						1								1	
		TEAM TOTALS	-5			9	12	17	0	38	13	32	34	48	8	19	3	6	5	12

		PITTSBURGH PENGUINS	+/-	TOI	SHF	SHOTS					MS	FW	FL	F%	PN	PIM	HT	TK	GV	BS
						1	2	3	OT	T										
1	G	SKUDRA, PETER		0:00																
35	G	BARRASSO, TOM		59:41																
2	D	TAMER, CHRIS	+1	11:08	18										1	2		1	2	1
4	D	HATCHER, KEVIN	E	25:09	25						4				1	2	2	1	1	1
5	D	WERENKA, BRAD	E	19:20	25													1		2
6	D	WILKINSON, NEIL	+1	9:47	15	1				1					2	7				
10	C	FRANCIS, RON	E	22:46	24			1		1	1	6	10	37				1		2
11	D	KASPARAITIS, DARIUS	E	19:51	26			1		1								1		1
14	C	BARNES, STU	+1	22:56	27			1		1		11	9	55			1	2		
15	C	DOMI, ROBERT	E	10:06	14						1									
16	R	OLCZYK, ED	E	11:58	15		1			1	1	2	3	40				2		
20	C	LANG, ROBERT	E	16:31	23		1			1	1	10	1	90				1	1	
23	D	OLAUSSON, FREDRIK	E	21:46	23	1				1	1								1	3
24	R	MORAN, IAN	E	12:01	20		1			1							1			
29	C	WRIGHT, TYLER	E	5:09	7							1	3	25			1	1		
42	D	GRONMAN, TUOMAS	E	11:18	15	1				1					1	2		2		
44	R	BROWN, ROB	E	15:54	20		2	1		3					1	2				1
68	R	JAGR, JAROMIR	+1	25:20	28		2	2		4	1				2	4		1	4	1
82	C	STRAKA, MARTIN	+1	15:36	23	2		1		3		4	6	40			2		1	
95	R	MOROZOV, ALEXEI	E	12:37	17						2								1	
		TEAM TOTALS	5			5	7	7	0	19	12	34	32	52	8	19	7	16	12	9

TOI=Time On Ice SHF=# of Shifts MS=Missed Shots FW=Faceoffs Won FL=Faceoffs Lost F%=Faceoff Win Percentage
PN=Number of Penalties PIM=Penalty Minutes HT=Hits Given TK=Takeaways GV=Giveaways BS=Blocked Shots

VISITOR



BUFFALO SABRES
Game 64 Away Game 34

Game Summary

Game 0843
Saturday, March 14, 1998
3:12 PM ET at Civic Arena
Attendance 15,529
FINAL

HOME



PITTSBURGH PENGUINS
Game 66 Home Game 32

SCORING SUMMARY

G	Per	Time	Team	Goal Scorer	Assist	Assist	BUF	PIT	STR
1	1	15:04	PIT	82 STRAKA	68 JAGR	14 BARNES	4 15 27 39 44 81	82 2 6 14 35 68	EV
2	1	19:12	PIT	82 STRAKA	6 WILKINSON	68 JAGR	4 27 39 74 80	82 6 35 42 44 68	PP
3	2	11:05	BUF	22 PRIMEAU	28 AUDETTE	81 SATAN	22 5 28 39 42 81	2 6 14 20 35	PP

BUFFALO SABRES

#	Per	Time	Player	PIM	Penalty
1	1	11:05	27 PECA	2:00	Elbowing
2	1	17:16	15 WARD	2:00	Tripping - Obstruction
3	2	2:11	36 BARNABY	2:00	Roughing
4	2	4:13	36 BARNABY	5:00	Fighting (maj)
5	2	6:49	44 ZHITNIK	2:00	Interference - Obstruction
6	2	6:49	44 ZHITNIK	2:00	Unsportsmanlike conduct
7	2	14:57	36 BARNABY	2:00	Tripping - Obstruction
8	3	18:42	28 AUDETTE	2:00	Tripping - Obstruction

PITTSBURGH PENGUINS

#	Per	Time	Player	PIM	Penalty
1	1	2:38	68 JAGR	2:00	Cross check
2	2	2:11	6 WILKINSON	2:00	Roughing
3	2	4:13	2 TAMER	2:00	Roughing
4	2	4:13	6 WILKINSON	5:00	Fighting (maj)
5	2	10:14	44 BROWN	2:00	Board check
6	3	11:35	42 GRONMAN	2:00	Hooking - Obstruction
7	3	19:02	68 JAGR	2:00	Hooking - Obstruction
8	3	19:02	4 HATCHER	2:00	Roughing

GOALS BY PER.

	BUF	PIT
1	0	2
2	1	0
3	0	0
T	1	2

SHOTS ON GOAL

	BUF	PIT
1	9	5
2	12	7
3	17	7
T	38	19

PENALTIES-MIN

	BUF	PIT
1	2-4	1-2
2	5-13	4-11
3	1-2	3-6
T	8-19	8-19

POWERPLAY (GOALS-OPP)

	BUF	PIT
1	0-1	1-2
2	1-2	0-3
3	0-2	0-1
T	1-5	1-6
Time	7:14	9:41

GOALIES (GOALS-SHOTS AGAINST)

	1	2	3	T	Time
BUF(L) HASEK	2-5	0-7	0-7	2-19	59:02
PIT(W) BARRASSO	0-9	1-12	0-17	1-38	59:41

THREE STARS

1 PIT	35 BARRASSO
2 PIT	82 STRAKA
3 PIT	68 JAGR

by:

OFFICIALS

Referee:	Terry Gregson
Linesman:	Mike Cvik
Linesman:	Mark Wheler

VISITOR



PITTSBURGH PENGUINS
Game 67 Away Game 35

Event Summary

Game 0853
Sunday, March 15, 1998
3:05 PM ET at Marine Midland Arena
Attendance 18,595
FINAL

HOME



BUFFALO SABRES
Game 65 Home Game 31

		+/-	TOI	SHF	SHOTS					T	MS	FW	FL	F%	PN	PIM	HT	TK	GV	BS
					1	2	3	OT												
1	G SKUDRA, PETER		0:00											1	2			1		
35	G BARRASSO, TOM		59:50															1	2	
2	D TAMER, CHRIS	E	11:25	16	1					1								2		
4	D HATCHER, KEVIN	-1	20:20	23	2	1				3							1	1	3	
5	D WERENKA, BRAD	E	19:41	24														2		
10	C FRANCIS, RON	-2	22:29	24		2	1			3	1	11	8	57					3	
11	D KASPARAITIS, DARIUS	E	16:31	23		1				1					1	2	2	1		
14	C BARNES, STU	-2	22:45	27				1		1	12	4	75		1	2	2	1		
15	C DOME, ROBERT	E	12:25	17						1	2	3	2	60				1	2	
16	R OLCZYK, ED	-1	13:37	18		1				2		9	7	56				3	2	
20	C LANG, ROBERT	E	14:15	21	1	1				1	1							3		
23	D CLAUSON, FREDRIK	-2	15:04	20	1														1	
24	R MORAN, IAN	E	11:39	17									100						1	
29	C WRIGHT, TYLER	E	4:10	8														2	5	
42	D GRONMAN, TUOMAS	E	15:48	19			2			2	1							1	1	
44	R BROWN, ROB	E	11:32	13						1					1	2			3	
65	R JAGR, JAROMIR	-2	24:41	22		1				2					2	4			2	
71	D SLEGR, JIRI	E	17:30	20		2				2		7	3	43	1	2	1		1	
82	C STRAKA, MARTIN	-1	18:39	23	1	1				2									1	
85	R MOROZOV, ALEXEI	E	9:05	11		2				2									1	
	TEAM TOTALS	-11			8	10	4	0	22	8	44	30	59	8	16	5	7	28	15	

		+/-	TOI	SHF	SHOTS					T	MS	FW	FL	F%	PN	PIM	HT	TK	GV	BS
					1	2	3	OT												
31	G SHIELDS, STEVE		0:00																1	
39	G HASEK, DOMINIK		60:00														1		1	
4	D WILSON, MIKE	+1	14:04	18															2	
5	D WOOLLEY, JASON	E	19:36	15	1	1				2	1				2	4		1	2	
8	D SHANNON, DARRYL	+1	18:10	20	1		1			2							1	2	2	
15	R WARD, DIXON	+1	17:02	20			1			1							1	3	1	
17	R DAWE, JASON	E	18:29	23									100					1	2	
18	L GROSEK, MICHAL	+1	19:30	20	3	1				4	3	1							1	
22	C PRIMEAU, WAYNE	E	15:18	21		1	1			2	1	14	10	58	1	2	1		1	
28	C PLANTE, DEREK	E	13:37	20			1			1		5	4	55	2	4		4	1	
27	C PECA, MICHAEL	+2	23:42	27	1		3			4	2	8	23	25					2	
29	R AUDETTE, DONALD	E	15:29	20	1		2			3							2	1		
32	R RAY, ROB	E	4:10	5						1							3		3	
36	R BARNABY, MATTHEW	+1	12:14	14								2	7	22					2	
37	L BROWN, CURTIS	E	9:36	13						1	1				1	2	2		1	
42	D SNEHLIK, RICHARD	E	19:56	20			1			1								1	2	
44	D ZHITNIK, ALEXEI	+1	29:15	24	1	2	4			7	1						3			
74	D MCKEE, JAY	+1	15:20	16						1							2	1		
80	L SANDERSON, GEOFF	E	15:15	17						1							1		3	
81	L SATAN, MIROSLAV	E	5:58	7						1										
	TEAM TOTALS	9			8	8	18	0	25	12	30	44	41	8	12	22	17	32	5	

TOI=Time On Ice SHF=# of Shifts MS=Missed Shots FW=Faceoffs Won FL=Faceoffs Lost F%=Faceoff Win Percentage
PN=Number of Penalties PIM=Penalty Minutes HT=Hits Given TK=Takeaways GV=Giveaways BS=Blocked Shots

VISITOR



PITTSBURGH PENGUINS
Game 67 Away Game 35

Game Summary

Game 0853
Sunday, March 15, 1998
3:05 PM ET at Marine Midland Arena
Attendance 18,595
FINAL

HOME



BUFFALO SABRES
Game 65 Home Game 31

SCORING SUMMARY

G	Per	Time	Team	Goal Scorer	Assist	Assist	PIT	BUF	STR
1	3	6:48	BUF	22 PRIMEAU	27 PECA	5 WOOLLEY	4 5 10 35	22 5 27 28 39 80	PP
2	3	13:48	BUF	27 PECA	18 GROSEK	44 ZHITNIK	4 10 14 23 35 68	27 8 18 26 39 44	EV
3	3	18:59	BUF	27 PECA	74 MCKEE		10 14 16 23 68 82	27 4 15 39 74	SH

PITTSBURGH PENGUINS

#	Per	Time	Player	PIM	Penalty
1	1	17:38	71 SLEGR	2:00	Holding - Obstruction
2	2	1:01	35 BARRASSO	2:00	Roughing
3	2	2:53	68 JAGR	2:00	Hooking - Obstruction
4	2	13:04	15 DOME	2:00	Hooking - Obstruction
5	2	15:38	14 BARNES	2:00	Interference
6	3	5:08	82 STRAKA	2:00	Holding
7	3	6:38	71 SLEGR	2:00	Tripping
8	3	7:34	11 KASPARAITIS	2:00	Delaying game

BUFFALO SABRES

#	Per	Time	Player	PIM	Penalty
1	2	1:01	22 PRIMEAU	2:00	Roughing
2	2	5:19	8 SHANNON	2:00	Interference
3	2	8:58	28 PLANTE	2:00	Cross check
4	2	20:00	8 SHANNON	2:00	Interference
5	3	9:08	28 PLANTE	2:00	Hooking - Obstruction
6	3	17:15	42 SMEHLIK	2:00	Cross check

GOALS BY PER.

	PIT	BUF
1	0	0
2	0	0
3	0	3
T	0	3

SHOTS ON GOAL

	PIT	BUF
1	8	8
2	10	5
3	4	18
T	22	26

PENALTIES-MIN

	PIT	BUF
1	1-2	0-0
2	4-8	4-8
3	3-6	2-4
T	8-16	6-12

POWERPLAY (GOALS-OFF)

	PIT	BUF
1	0-0	0-1
2	0-2	0-3
3	0-3	1-3
T	0-5	1-7
Time	9:35	13:14

GOALIES (GOALS-SHOTS AGAINST)

	1	2	3	T	Time
PIT(L) BARRASSO	0-8	0-5	2-14	2-27	59:50
PIT EMPTY NET	0-0	0-0	1-1	1-1	
BUF(W) HASEK	0-8	0-10	0-4	0-22	60:00

THREE STARS

- 1 BUF 39 HASEK
 - 2 BUF 27 PECA
 - 3 PIT 35 BARRASSO
- by: NA

OFFICIALS

Referee: Dan Maroulis
Linesman: Mike Cvic
Linesman: Mark Wheeler

VISITOR



EDMONTON OILERS
Game 69 Away Game 37

Event Summary

Game 0866
Wednesday, March 18, 1998
7:00 PM ET at Civic Arena
Attendance 14,327
FINAL

HOME



PITTSBURGH PENGUINS
Game 68 Home Game 33

		EDMONTON OILERS	+/-	TOI	SHF	SHOTS					MS	FW	FL	F%	PN	PIM	HT	TK	GV	BS
						1	2	3	OT	T										
30	G	ESSENSA, BOB		0:00																
31	G	JOSEPH, CURTIS		60:00																
2	D	MIRONOV, BORIS	E	25:09	24									2	4			1	3	1
5	D	DE VRIES, GREG	E	20:00	24					1						2				1
8	D	MUSIL, FRANK	-2	17:01	22	1				1						1				2
9	R	GUERIN, BILL	E	19:42	21		1			1	1		100			1				1
14	C	LINDGREN, MATS	-2	15:11	18		1	1		2		10	6	62						1
15	D	BEREHOWSKY, DRAKE	E	17:40	24						1				2	4	1	1	1	
16	R	BUCHBERGER, KELLY	-2	16:05	19	1		1		2	1			1	2	1				1
18	C	FRASER, SCOTT	E	11:59	14						1					1				1
19	C	DEVEREAUX, BOYD	E	9:09	14	2				2		4	5	44					1	
20	C	HRKAC, TONY	E	13:08	15						1	4	6	40						
21	L	ZELEPUKIN, VALERI	-2	10:43	15	1				1	2									
22	D	HAMRLIK, ROMAN	E	26:26	24	1	2			3	1					2	1			
25	R	GRIER, MIKE	E	9:09	12		1			1										
26	L	MARCHANT, TODD	E	18:40	21		1			1	1	12	11	52		2				1
28	L	HUARD, BILL	E	8:14	12			2		2						3				
37	L	MCAMMOND, DEAN	E	18:39	21	1				1	2					2				1
38	D	SANDWITH, TERRAN	-2	14:00	19	1		1		2				1	2	1	1	1	1	
94	L	SMYTH, RYAN	E	14:10	17	2	1			3	3									1
		TEAM TOTALS	-10			10	7	5	0	22	16	31	28	53	6	12	17	5	9	7

		PITTSBURGH PENGUINS	+/-	TOI	SHF	SHOTS					MS	FW	FL	F%	PN	PIM	HT	TK	GV	BS
						1	2	3	OT	T										
1	G	SKUDRA, PETER		0:00																
35	G	BARRASSO, TOM		60:00																
2	D	TAMER, CHRIS	E	12:59	17	1				1	1			1	2			1		1
4	D	HATCHER, KEVIN	+1	21:56	24	4		1		5	2								2	1
5	D	WERENKA, BRAD	E	15:58	22														1	1
10	C	FRANCIS, RON	+3	22:32	26		1			1	4	8	6	57	1	2	1	1	1	
11	D	KASPARAITIS, DARIUS	E	16:57	22											3	2	1	1	
14	C	BARNES, STU	+2	22:25	25	2	4			6	3	7	9	43		2				
15	C	DOME, ROBERT	E	12:56	17			2		2						1			1	
16	R	OLCZYK, ED	E	9:01	13		1			1	2		1	0	1	2	1			1
20	C	LANG, ROBERT	E	15:45	24							6	8	42			1	2		
23	D	OLAUSON, FREDRIK	+1	21:44	24	1	1	1		3	3							1		1
24	R	MORAN, IAN	E	14:47	20	2	1			3								1		1
29	C	WRIGHT, TYLER	-1	4:14	5		1			1		1	1	50			2			1
42	D	GRONMAN, TUOMAS	+1	17:14	18		1			1						1			1	1
44	R	BROWN, ROB	E	13:49	21		1			1	1					1				
68	R	JAGR, JAROMIR	+3	25:12	25		3	2		5	1				1	2				
71	D	SLEGR, JIRI	+1	13:13	17	1	1			2										1
82	C	STRAKA, MARTIN	E	17:39	21		1			1	1	6	6	50				2		1
95	R	MOROZOV, ALEXEI	-1	13:00	18	1	1			2										
		TEAM TOTALS	10			12	17	6	0	35	18	28	31	47	4	8	13	10	8	10

TOI=Time On Ice SHF=# of Shifts MS=Missed Shots FW=Faceoffs Won FL=Faceoffs Lost F%=Faceoff Win Percentage
PN=Number of Penalties PIM=Penalty Minutes HT=Hits Given TK=Takeaways GV=Giveaways BS=Blocked Shots

VISITOR



EDMONTON OILERS
Game 69 Away Game 37

Game Summary

Game 0866
Wednesday, March 18, 1998
7:00 PM ET at Civic Arena
Attendance 14,327
FINAL

HOME



PITTSBURGH PENGUINS
Game 68 Home Game 33

SCORING SUMMARY

G	Per	Time	Team	Goal Scorer	Assist	Assist	EDM	PIT	STR
1	1	1:08	PIT	4 HATCHER	14 BARNES	23 OLAUSSON	8 14 16 21 31 38	4 10 14 23 35 68	EV
2	1	3:54	EDM	37 MCAMMOND	Unassisted		37 5 9 15 26 31	5 11 20 24 35 44	EV
3	1	14:16	PIT	14 BARNES	10 FRANCIS	68 JAGR	8 19 25 28 31 38	14 10 35 42 68 71	EV
4	2	8:43	EDM	25 GRIER	28 HUARD	8 MUSIL	25 8 19 28 31 38	4 14 23 29 35 95	EV
5	2	13:42	PIT	44 BROWN	24 MORAN	5 WERENKA	8 9 26 31 37 38	44 5 11 20 24 35	EV
6	2	16:52	PIT	68 JAGR	10 FRANCIS	14 BARNES	5 14 15 16 21 31	68 4 10 14 23 35	EV

EDMONTON OILERS

#	Per	Time	Player	PIM	Penalty
1	1	15:07	15 BEREHOWSKY	2:00	Roughing
2	2	3:24	15 BEREHOWSKY	2:00	Hooking - Obstruction
3	2	17:31	2 MIRONOV	2:00	Hooking
4	2	20:00	16 BUCHBERGER	2:00	Cross check
5	3	8:49	2 MIRONOV	2:00	Slashing
6	3	16:09	38 SANDWITH	2:00	Cross check

PITTSBURGH PENGUINS

#	Per	Time	Player	PIM	Penalty
1	1	15:07	10 FRANCIS	2:00	Roughing
2	2	9:29	2 TAMER	2:00	Cross check
3	2	17:40	68 JAGR	2:00	Tripping - Obstruction
4	2	20:00	16 OLCZYK	2:00	Roughing

GOALS BY PER.

	EDM	PIT
1	1	2
2	1	2
3	0	0
T	2	4

SHOTS ON GOAL

	EDM	PIT
1	10	12
2	7	17
3	5	6
T	22	35

PENALTIES-MIN

	EDM	PIT
1	1-2	1-2
2	3-6	3-6
3	2-4	0-0
T	6-12	4-8

POWERPLAY (GOALS-OPP)

	EDM	PIT
1	0-0	0-0
2	0-2	0-2
3	0-0	0-2
T	0-2	0-4
Time	2:09	6:09

GOALIES (GOALS-SHOTS AGAINST)

	1	2	3	T	Time
EDM(L) JOSEPH	2-12	2-17	0-6	4-35	60:00
PIT(W) BARRASSO	1-10	1-7	0-5	2-22	60:00

THREE STARS

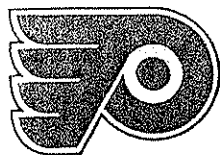
1 PIT	14 BARNES
2 PIT	10 FRANCIS
3 PIT	68 JAGR

by:

OFFICIALS

Referee:	Kerry Fraser
Linesman:	Derek Amell
Linesman:	Danny McCourt

VISITOR



PHILADELPHIA FLYERS
Game 67 Away Game 33

Event Summary

Game 0883
Saturday, March 21, 1998
3:12 PM ET at Civic Arena
Attendance 17,145
FINAL

HOME



PITTSBURGH PENGUINS
Game 69 Home Game 34

		PHILADELPHIA FLYERS	+/-	TOI	SHF	SHOTS					MS	FW	FL	F%	PN	PIM	HT	TK	GV	BS
						1	2	3	OT	T										
27	G	HEXTALL, RON		58:30																
33	G	BURKE, SEAN		0:00																
6	D	THERIEN, CHRIS	E	23:25	30			1		1	2					5	1			
9	R	ZUBRUS, DAINIUS	-1	10:18	15															
10	L	LECLAIR, JOHN	+1	21:00	20	1	1	1		3	4					3				
11	R	SILLINGER, MIKE	E	17:43	24	1				1		6	3	66						
12	L	FORBES, COLIN	E	13:22	21		1	1		2						1				
17	L	BRIND'AMOUR, ROE	+1	24:05	30	1				1	2	14	14	50		1	3	1		
19	R	DAIGLE, ALEXANDRE	E	14:51	15	1	1	3		5						1				
20	R	KLATT, TRENT	+1	19:49	23										1	2	2		1	
21	L	KORDIC, DAN	E	1:50	5										1	2		1		
22	D	RICHARDSON, LUKE	E	19:03	25					1					1	2	1			
23	D	SVOBODA, PETR	+1	22:29	30			1		1					1	2		1	1	
25	L	PODEIN, SHJON	E	11:35	19		1			1	1							1	1	
29	C	OTTO, JOEL	E	7:24	15	1				1	1	4	3	57						
32	C	LACROIX, DANIEL	E	3:25	5										3	20	1			
37	D	DESJARDINS, ERIC	+1	27:30	34	2	2			4								2	2	
44	D	NIINIMAA, JANNE	E	13:44	18		1			1					1	2				
55	C	GRATTON, CHRIS	+1	17:14	18		1	2		3	1	6	7	46	2	4			1	
77	D	COFFEY, PAUL	E	12:55	17	1				1									1	
		TEAM TOTALS	5			8	8	9	0	25	12	30	27	53	10	34	15	9	6	4

		PITTSBURGH PENGUINS	+/-	TOI	SHF	SHOTS					MS	FW	FL	F%	PN	PIM	HT	TK	GV	BS
						1	2	3	OT	T										
1	G	SKUDRA, PETER		1:04																
35	G	BARRASSO, TOM		58:56																1
2	D	TAMER, CHRIS	E	5:50	7										2	7	2			
4	D	HATCHER, KEVIN	-2	23:24	30		2			2	1				1	2	1		1	3
5	D	WERENKA, BRAD	+1	19:20	27										1	2	1	2		1
10	C	FRANCIS, RON	-2	24:14	25		2	1		3	1	3	7	30	1	2		1		
11	D	KASPARAITIS, DARIUS	+1	19:25	27											3	1			
14	C	BARNES, STU	-1	24:24	27	1	1			2		15	9	62				2	4	1
15	C	DOME, ROBERT	E	9:29	13												1	1		
16	R	OLCZYK, ED	E	12:32	18	1				1	1	2	5	28			1	2		1
20	C	LANG, ROBERT	E	8:27	15							2	4	33				1	1	
23	D	OLAUSON, FREDRIK	-1	21:34	22	1	1			2	1				1	2	1		1	
24	R	MORAN, IAN	+1	16:30	23			1		1							1	5		
29	C	WRIGHT, TYLER	E	3:52	6							2		100						
42	D	GRONMAN, TUOMAS	-1	12:53	14										1	2			2	
44	R	BROWN, ROB	+1	15:44	19						1						3	1	2	
68	R	JAGR, JAROMIR	-2	23:31	27		1	1		2	3								2	1
71	D	SLEGR, JIRI	E	13:03	18			1		1					1	2		1	1	
82	C	STRAKA, MARTIN	+1	21:43	30	1				1		3	5	37					1	
95	R	MOROZOV, ALEXEI	E	11:08	17												1	4	1	
		TEAM TOTALS	-4			4	7	4	0	15	8	27	30	47	8	19	15	21	13	11

TOI=Time On Ice SHF=# of Shifts MS=Missed Shots FW=Faceoffs Won FL=Faceoffs Lost F%=Faceoff Win Percentage
PN=Number of Penalties PIM=Penalty Minutes HT=Hits Given TK=Takeaways GV=Giveaways BS=Blocked Shots

VISITOR



PHILADELPHIA FLYERS
Game 67 Away Game 33

Game Summary

Game 0883
Saturday, March 21, 1998
3:12 PM ET at Civic Arena
Attendance 17,145
FINAL

HOME



PITTSBURGH PENGUINS
Game 69 Home Game 34

SCORING SUMMARY

G	Per	Time	Team	Goal Scorer	Assist	Assist	PHI	PIT	STR
1	1	17:40	PHI	10 LECLAIR	77 COFFEY	20 KLATT	10 17 20 27 37 77	5 11 24 35 82	PP
2	2	10:33	PIT	10 FRANCIS	14 BARNES	68 JAGR	6 11 12 22 27	10 14 23 35 42 68	PP
3	2	16:14	PHI	37 DESJARDINS	17 BRIND'AMOUR	6 THERIEN	37 6 17 25 27	4 10 35 42 68	EV
4	2	18:22	PIT	23 OLAUSSON	10 FRANCIS	14 BARNES	6 17 27 37	23 10 14 16 35 68	PP
5	3	5:06	PIT	68 JAGR	23 OLAUSSON	14 BARNES	6 17 27 29 37	68 4 10 14 23 35	PP
6	3	16:27	PIT	24 MORAN	82 STRAKA	44 BROWN	6 9 17 25 27 37	24 5 11 35 44 82	EV
7	3	19:22	PHI	55 GRATTON	37 DESJARDINS		55 10 17 20 23 37	4 10 14 23 35 68	EV

PHILADELPHIA FLYERS

#	Per	Time	Player	PIM	Penalty
1	1	4:46	23 SVOBODA	2:00	Holding stick - Obstruction
2	1	10:02	21 KORDIC	2:00	Interference - Obstruction
3	1	13:44	32 LACROIX	5:00	Fighting (maj)
4	1	18:14	22 RICHARDSON	2:00	Interference - Obstruction
5	2	3:03	55 GRATTON	2:00	Hooking - Obstruction
6	2	9:15	20 KLATT	2:00	Interference - Obstruction
7	2	15:39	32 LACROIX	5:00	Spearing (maj)
8	2	15:39	32 LACROIX	10:00	Game misconduct
9	2	16:52	55 GRATTON	2:00	Hi stick
10	3	4:59	44 NIINIMAA	2:00	Hooking - Obstruction

PITTSBURGH PENGUINS

#	Per	Time	Player	PIM	Penalty
1	1	13:44	2 TAMER	2:00	Interference - Obstruction
2	1	13:44	2 TAMER	5:00	Fighting (maj)
3	1	16:55	42 GRONMAN	2:00	Interference - Obstruction
4	2	0:43	10 FRANCIS	2:00	Hooking
5	2	12:49	4 HATCHER	2:00	Hooking - Obstruction
6	2	15:39	5 WERENKA	2:00	Interference - Obstruction
7	3	7:41	71 SLEGR	2:00	Tripping - Obstruction
8	3	16:54	23 OLAUSSON	2:00	Roughing

GOALS BY PER.

	PHI	PIT
1	1	0
2	1	2
3	1	2
T	3	4

SHOTS ON GOAL

	PHI	PIT
1	8	4
2	8	7
3	9	4
T	25	15

PENALTIES-MIN

	PHI	PIT
1	4-11	3-9
2	5-21	3-6
3	1-2	2-4
T	10-34	8-19

POWERPLAY (GOALS-OPP)

	PHI	PIT
1	1-2	0-3
2	0-2	2-4
3	0-2	1-1
T	1-6	3-8
Time	10:45	13:55

GOALIES (GOALS-SHOTS AGAINST)

	1	2	3	T	Time
PHI(L) HEXTALL	0-4	2-7	2-4	4-15	58:30
PIT SKUDRA	0-0	0-0	0-0	0-0	1:04
PIT(W) BARRASSO	1-8	1-8	1-9	3-25	58:56

THREE STARS

1 PIT	10 FRANCIS
2 PIT	68 JAGR
3 PIT	35 BARRASSO

by:

OFFICIALS

Referee:	Don Koharski
Linesman:	Danny McCourt
Linesman:	Tim Nowak



DALLAS STARS
Game 69 Home Game 33



PITTSBURGH PENGUINS
Game 70 Away Game 36

Event Summary

Game 0896
Sunday, March 22, 1998
2:08 PM CT at Reunion Arena
Attendance 16,928
FINAL

		PITTSBURGH PENGUINS	+/-	TOI	SHF	SHOTS					MS	FW	FL	F%	PN	PIM	HT	TK	GV	BS
						1	2	3	OT	T										
1	G	SKUDRA, PETER		0:00																
35	G	BARRASSO, TOM		64:29							1					1	1			
2	D	TAMER, CHRIS	E	15:33	21											4	2	3	1	
4	D	HATCHER, KEVIN	E	24:24	29		3	1			4						1	1	1	
5	D	WERENKA, BRAD	E	22:08	24														1	
6	D	WILKINSON, NEIL	E	3:10	6														2	
10	C	FRANCIS, RON	E	25:03	27		1			1	2	6	8	42		2	1	2	2	
11	D	KASPARAITIS, DARIUS	E	21:16	24					2	2	15	2	88				4		
14	C	BARNES, STU	E	27:57	29		1	1								1		1		
15	C	DOMI, ROBERT	E	15:12	19	1					1	5	7	41		2	2	2		
16	R	OLCZYK, ED	E	18:28	25					1								1		
23	D	OLAUSSON, FREDRIK	E	23:09	23			1		1		1	5	16		6	2	1		
29	C	WRIGHT, TYLER	E	16:47	23					1								1		
42	D	GRONMAN, TUOMAS	E	6:32	8						1					5		1		
44	R	BROWN, ROB	E	18:20	23	1		1		2	1									
57	R	FERRARO, CHRIS	E	4:48	7										1	2		4	1	
68	R	JAGR, JAROMIR	E	29:05	26	1	2			3	2							2	2	
71	D	SLEGR, JIRI	E	14:44	22					1	1	2	2	7	22	1	2		1	
82	C	STRAKA, MARTIN	E	19:27	28					1	1						3		1	
85	R	MOROZOV, ALEXEI	E	14:38	20	1														1
		TEAM TOTALS	E			4	8	7	1	20	16	29	29	50	2	4	24	16	22	5

		DALLAS STARS	+/-	TOI	SHF	SHOTS					MS	FW	FL	F%	PN	PIM	HT	TK	GV	BS	
						1	2	3	OT	T											
1	G	TUREK, ROMAN		0:00																	
20	G	BELFOUR, ED		65:00														2		2	
2	D	HATCHER, DERIAN	E	31:32	31			1		1							4			4	
3	D	LUDWIG, CRAIG	E	17:48	25					3	1						1	2	2	1	
5	D	SYDOR, DARRYL	E	22:51	27	2		1							1	2	2				
6	D	KECZMER, DAN	E	15:08	21	1				1	2						1	3	1		
11	L	LIND, JUHA	E	21:53	28		2	2		4	3		2	0			1	1			
12	L	ERREY, BOB	E	18:32	23					4									1	2	
15	L	LANGENBRUNNER, JAMIE	E	22:19	28		2	2	2	6	2	6	11	35	1	2				1	
16	R	VERBEEK, PAT	E	18:00	22		1			2	1								1		
21	C	CARBONNEAU, GUY	E	17:17	24			2		2		7	8	45			2		2	1	
22	D	MUNI, CRAIG	E	16:58	22							2		100	1	2			1		
23	L	ADAMS, GREG	E	15:38	21												6	2	3	3	
24	D	MATVICHUK, RICHARD	E	28:00	30			1		1	1								2		
25	C	NIEUWENDYK, JOE	E	19:20	25			3		3	2	14	8	63						1	
26	R	LEHTINEN, JERE	E	21:50	29			2	1	1	4						1		1		
29	R	MARSHALL, GRANT	E	16:09	20	1				1							2		1		
36	R	MITCHELL, JEFFREY	E	5:49	7																
38	L	BOTTERILL, JASON	E	4:33	6													1	1		
46	L	WRIGHT, JAMIE	E	7:35	11							1									
		TEAM TOTALS	E			4	10	10	4	28	18	29	29	50	3	6	22	14	15	12	

TOI = Time On Ice SHF = # of Shifts MS = Missed Shots FW = Faceoffs Won FL = Faceoffs Lost F% = Faceoff Win Percentage
 PN = Number of Penalties PIM = Penalty Minutes HT = Hits Given TK = Takeaways GV = Giveaways BS = Blocked Shots



PITTSBURGH PENGUINS
Game 70 Away Game 36

Game Summary

Game 0896
Sunday, March 22, 1998
2:08 PM CT at Reunion Arena
Attendance 16,928
FINAL



DALLAS STARS
Game 69 Home Game 33

SCORING SUMMARY

G	Per	Time	Team	Goal Scorer	Assist	Assist	PIT	DAL	STR
---	-----	------	------	-------------	--------	--------	-----	-----	-----

* Sixth scoreless tie this season in the NHL.
* Fifth scoreless tie in STARS franchise history (last on Feb. 23, 1994 @ LA, Moog)
* Ninth shutout of the season for Belfour, extends his career-high for shutouts in a season.

PITTSBURGH PENGUINS

#	Per	Time	Player	PIM	Penalty
1	1	4:15	82 STRAKA	2:00	Tripping - Obstruction
2	3	5:01	68 JAGR	2:00	Hooking

DALLAS STARS

#	Per	Time	Player	PIM	Penalty
1	1	8:48	23 ADAMS	2:00	Holding
2	2	10:05	6 KECZMER	2:00	Cross check
3	3	4:12	15 LANGENBRUNN	2:00	Closing hand on puck

GOALS BY PER.

	PIT	DAL
1	0	0
2	0	0
3	0	0
4	0	0
T	0	0

SHOTS ON GOAL

	PIT	DAL
1	4	4
2	8	10
3	7	10
4	1	4
T	20	28

PENALTIES-MIN

	PIT	DAL
1	1-2	1-2
2	0-0	1-2
3	1-2	1-2
4	0-0	0-0
T	2-4	3-6

POWERPLAY (GOALS-OPP)

	PIT	DAL
1	0-1	0-1
2	0-1	0-0
3	0-1	0-1
4	0-0	0-0
T	0-3	0-2
Time	4:49	2:49

GOALIES (GOALS-SHOTS AGAINST)

	1	2	3	OT	T	Time
PIT(T) BARRASSO	0-4	0-10	0-10	0-4	0-28	64:29
DAL(T) BELFOUR	0-4	0-8	0-7	0-1	0-20	85:00

THREE STARS

1 PIT	36	BARRASSO
2 DAL	20	BELFOUR
3 DAL	11	LIND

by: Mike Heika

OFFICIALS

Referee: Kerry Fraser
Linesmen: Mike Cvik
Mark Wheeler

VISITOR

HOME



Event Summary
Game 0913
Thursday, March 26, 1998
7:38 PM ET at Nassau Coliseum
Attendance 12,193
FINAL

PITTSBURGH PENGUINS
 Game 71 Away Game 37

NEW YORK ISLANDERS
 Game 70 Home Game 36

		PITTSBURGH PENGUINS	+/-	TOI	SHF	SHOTS					MS	FW	FL	F%	PN	PIM	HT	TK	GV	BS
						1	2	3	OT	T										
1	G	SKUDRA, PETER		58:40																
31	G	WREGGET, KEN		0:00																
2	D	TAMER, CHRIS	-1	9:49	18			1		1										
4	D	HATCHER, KEVIN	+1	23:30	27	2	2	2		8	1					1	1			2
5	D	WERENKA, BRAD	-1	19:42	27					2						1	1			2
8	D	WILKINSON, NEIL	E	2:18	5															
10	C	FRANCIS, RON	+1	26:49	28	1	1	1		3	7	4	63				1	1		
11	D	KASPARAITIS, DARIUS	-1	15:07	25					1				1	2	3				1
12	C	PRONGER, SEAN	-1	13:38	23		1			1	2	8	7	63	1	2	1			
14	C	BARNES, STU	+1	25:41	27	1	1			2	1	9	5	64					1	
15	C	DOMI, ROBERT	E	7:32	13	1	1	1		3	2					1				
16	R	OLCZYK, ED	E	14:24	20	2	1	1		4	1	3	3	50					1	
23	D	OLAUSSON, FREDRIK	+1	19:52	28															2
29	C	WRIGHT, TYLER	-1	4:43	10						1	1	1	50			1	-1	1	
33	L	HICKS, ALEX	-1	12:57	22						1					5				
44	R	BROWN, ROB	E	18:25	22						1					2				
68	R	JAGR, JAROMIR	+1	25:24	27	2	1	1		4	3				1	2	1	1	3	
71	D	SLEGR, JIRI	-1	16:11	21					1							2			1
82	C	STRAKA, MARTIN	E	16:13	23	2				2	1	1	2	33						2
95	R	MOROZOV, ALEXEI	-3	3:01	6															
		TEAM TOTALS	-5			11	8	7	0	26	19	28	22	57	3	8	16	7	7	10

		NEW YORK ISLANDERS	+/-	TOI	SHF	SHOTS					MS	FW	FL	F%	PN	PIM	HT	TK	GV	BS
						1	2	3	OT	T										
30	G	FLAHERTY, WADE		0:00																
35	G	SALO, TOMMY		60:00																
2	D	PILON, RICHARD	-1	28:56	34		1			1					2	4	4	1		6
3	D	CHARA, ZDENO	+1	23:13	28												4	1	1	2
8	R	WEBB, STEVE	E	3:47	5										1	2	2			
10	R	SACCO, JOE	+2	15:59	22			1		1									1	
13	C	LAPOINTE, CLAUDE	+1	13:32	18		1			1	7	7	50	1	2	3	2			
14	L	CHORSKE, TOM	E	15:44	22	1	1			2	2				2	4				
16	R	PALFFY, ZIGMUND	-1	20:51	21			2		2	1				1	2		2		1
17	C	NEMCHINOV, SERGEI	-2	13:57	18			1		1										2
18	L	HOUGH, MIKE	E	14:23	21						1		100			1				
20	C	SMOLINSKI, BRYAN	+2	12:15	17	1	1			2	3	1	75							
21	C	REICHÉL, ROBERT	E	15:46	17	1				1	6	9	40							2
25	R	CZERKAWSKI, MARIUSZ	-1	6:46	9	1				1									1	
29	D	JONSSON, KENNY	+2	34:17	35	1				1								4		3
32	C	LINDEN, TREVOR	E	20:04	23		4			4	2	5	28	2	4					
37	D	LIBBY, JEFF	E	0:43	1															
44	R	DAWE, JASON	+2	11:24	18	1				1	1									
55	D	CHEBATURKIN, VLAD	+1	7:28	16												1			2
60	D	SCHULTZ, RAY	-1	19:08	25												1		1	2
		TEAM TOTALS	5			8	8	4	0	18	5	22	29	43	9	18	18	11	3	20

Time On Ice SHF = # of Shifts MS = Missed Shots FW = Faceoffs Won FL = Faceoffs Lost F% = Faceoff Win Percentage
 Number of Penalties PIM = Penalty Minutes HT = Hits Given TK = Takeaways GV = Giveaways BS = Blocked Shots

VISITOR



PITTSBURGH PENGUINS
Game 71 Away Game 37

Game Summary

Game 0913
Thursday, March 26, 1998
7:38 PM ET at Nassau Coliseum
Attendance 12,193
FINAL

HOME



NEW YORK ISLANDERS
Game 70 Home Game 36

SCORING SUMMARY

G	Per	Time	Team	Goal Scorer	Assist	Assist	PIT	NYI	STR
1	1	6:16	PIT	4 HATCHER	68 JAGR	23 OLAUSSON	4 1 10 14 23 68	3 14 18 29 35	PP
2	1	6:39	NYI	44 DAWE	55 CHEBATURKIN	2 PILON	1 5 11 12 33 95	44 2 10 20 35 55	EV
3	1	9:19	NYI	29 JONSSON	55 CHEBATURKIN		1 2 15 71 82 95	29 18 20 35 44 55	EV
4	1	11:28	PIT	15 DOME	82 STRAKA	2 TAMER	15 1 2 6 16 82	2 16 17 25 35 55	EV
5	1	13:24	PIT	4 HATCHER	10 FRANCIS	14 BARNES	4 1 10 14 23 68	2 17 18 32 35 60	EV
6	2	3:30	NYI	32 LINDEN	10 SACCO	13 LAPOINTE	1 2 6 16 29 95	32 3 10 13 29 35	EV
7	2	18:56	NYI	20 SMOLINSKI	18 PALFFY		1 5 11 29 33	20 16 21 32 35 55	PP

PITTSBURGH PENGUINS

#	Per	Time	Player	PIM	Penalty
1	1	1:21	11 KASPARAITIS	2:00	Holding - Obstruction
2	2	7:05	68 JAGR	2:00	Roughing
3	2	18:01	12 PRONGER	2:00	Holding stick - Obstruction

NEW YORK ISLANDERS

#	Per	Time	Player	PIM	Penalty
1	1	4:52	8 WEBB	2:00	Interference - Obstruction
2	1	16:18	32 LINDEN	2:00	Holding - Obstruction
3	2	7:05	2 PILON	2:00	Roughing
4	2	7:06	2 PILON	2:00	Roughing
5	2	11:41	14 CHORSKE	2:00	Roughing
6	2	15:32	14 CHORSKE	2:00	Interference
7	3	10:58	18 PALFFY	2:00	Hit stick
8	3	13:53	13 LAPOINTE	2:00	Roughing
9	3	18:59	32 LINDEN	2:00	Cross check

GOALS BY PER.

	PIT	NYI
1	3	2
2	0	2
3	0	0
T	3	4

SHOTS ON GOAL

	PIT	NYI
1	11	6
2	8	8
3	7	4
T	26	18

PENALTIES-MIN

	PIT	NYI
1	1-2	2-4
2	2-4	4-8
3	0-0	3-8
T	3-6	9-18

POWERPLAY (GOALS-OPP)

	PIT	NYI
1	1-2	0-1
2	0-3	1-1
3	0-3	0-0
T	1-8	1-2
Time	14:25	2:55

GOALIES (GOALS-SHOTS AGAINST)

	1	2	3	T	Time
PIT(L) SKUDRA	2-8	2-8	0-4	4-18	58:40
NYI(W) SALO	3-11	0-8	0-7	3-26	60:00

THREE STARS

1
2
3
by: N A

OFFICIALS

Referee: Kerry Fraser
Linesman: Kevin Collins
Linesman: Pat Dupizzo

VISITOR



NEW YORK RANGERS
Game 73 Away Game 36

Event Summary

Game 0925
Saturday, March 28, 1998
3:12 PM ET at Civic Arena
Attendance 17,053
FINAL

HOME



PITTSBURGH PENGUINS
Game 72 Home Game 35

		NEW YORK RANGERS	+/-	TOI	SHF	SHOTS					MS	FW	FL	F%	PN	PIM	HT	TK	GV	BS
						1	2	3	OT	T										
34	G	CLOUTIER, DAN		65:00															1	
35	G	RICHTER, MIKE		0:00																
2	D	LEETCH, BRIAN	+1	29:37	33	1	1		1	3	1			1	2		1	2	3	
5	D	SAMUELSSON, ULF	-1	18:19	22		1			1	1			1	2		1	1	2	
6	D	LIDSTER, DOUG	E	15:48	25										2				1	
9	L	GRAVES, ADAM	-1	21:09	27						1	14	7	66	3	6		1		
10	C	SAVARD, MARC	E	0:50	1															
12	L	ERREY, BOB	-2	14:23	21									1	2	5			1	
14	D	SMITH, Geoff	+1	25:27	32													1	3	
15	L	LANGDON, DARREN	E	0:00	0															
17	L	STEVENS, KEVIN	E	19:42	28	1	1	1		3	1								1	
18	L	BERG, BILL	-1	17:18	24		1			1		1	3	25			2		1	
24	R	SUNDSTROM, NIKLAS	+1	25:23	28			1		1	1	2	3	40	1	2	1	1		
26	D	FINLEY, JEFF	-2	17:30	22		2			2								1	1	
27	R	KOVALEV, ALEXEI	+1	24:02	24	1	2	2	1	6	1							1	1	
28	C	STOCK, P.J.	-1	10:08	15	1				1	1	3	9	25	1	2			1	
33	D	DRIVER, BRUCE	-1	22:35	27	1	2			3	1						1			
36	L	GONEAU, DANIEL	E	1:07	2															
37	R	SWEENEY, TIM	E	19:01	30		1	2	1	4			1	0				1		
99	C	GRETZKY, WAYNE	E	26:59	28						1	12	9	57					2	
		TEAM TOTALS	-5			5	11	6	3	25	9	32	32	50	8	16	14	5	9	16

		PITTSBURGH PENGUINS	+/-	TOI	SHF	SHOTS					MS	FW	FL	F%	PN	PIM	HT	TK	GV	BS
						1	2	3	OT	T										
1	G	SKUDRA, PETER		64:56																
31	G	WREGGET, KEN		0:00																1
2	D	TAMER, CHRIS	E	5:31	8														1	2
4	D	HATCHER, KEVIN	E	26:27	28	1				1	2	1							1	2
5	D	WERENKA, BRAD	-1	19:46	24		1			1									1	
10	C	FRANCIS, RON	E	26:52	28		3	2		5	1	11	5	68			1	1	1	1
11	D	KASPARAITIS, DARIUS	-1	20:46	26										1	2	3	1	1	2
12	C	PRONGER, SEAN	-1	16:44	22	2	1			3		5	8	38				1		
14	C	BARNES, STU	E	25:13	26	1	1		1	3		8	10	44	1	2	1	2		
15	C	DOMI, ROBERT	E	10:26	14		1			1							1		1	
16	R	OLCZYK, ED	+2	16:39	23		1	1		2	1	7	8	46				2		
23	D	OLAUSON, FREDRIK	+1	25:46	26		1	1		2	1								4	2
29	C	WRIGHT, TYLER	E	6:12	6						1						2			
33	L	HICKS, ALEX	-1	17:21	24	1	1			2	3				1	2	4	2		
42	D	GRONMAN, TUOMAS	+1	14:19	18	1	1	1		3					1	2	1	1		
44	R	BROWN, ROB	E	16:21	22	1	1			2					1	2	6		1	
57	R	FERRARO, CHRIS	E	1:57	5														4	
68	R	JAGR, JAROMIR	+1	27:46	27	2	1	2		5	3				1	2	1		4	
71	D	SLEGR, JIRI	+2	15:54	20	2				2					1	2	1		1	
82	C	STRAKA, MARTIN	+2	20:01	27			1		1	1	1	1	50			1	1	1	
		TEAM TOTALS	5			11	13	8	2	34	12	32	32	50	7	14	22	11	15	9

TOI=Time On Ice SHF=# of Shifts MS=Missed Shots FW=Faceoffs Won FL=Faceoffs Lost F%=Faceoff Win Percentage
PN=Number of Penalties PIM=Penalty Minutes HT=Hits Given TK=Takeaways GV=Giveaways BS=Blocked Shots

VISITOR



NEW YORK RANGERS
Game 73 Away Game 36

Game Summary

Game 0925
Saturday, March 28, 1998
3:12 PM ET at Civic Arena
Attendance 17,053
FINAL

HOME



PITTSBURGH PENGUINS
Game 72 Home Game 35

SCORING SUMMARY

G	Per	Time	Team	Goal Scorer	Assist	Assist	NYR	PIT	STR
1	1	16:10	NYR	27 KOVALEV	2 LEETCH		27 2 24 33 34 99	1 4 14 71 82	PP
2	2	8:27	PIT	44 BROWN	71 SLEGR	16 OLCZYK	5 9 12 26 34 99	44 1 16 42 71 82	EV
3	2	11:45	NYR	27 KOVALEV	99 GRETZKY	24 SUNDSTROM	27 2 14 24 34 99	1 5 11 12 33 44	EV
4	3	15:02	PIT	82 STRAKA	71 SLEGR	68 JAGR	12 18 26 28 33 34	82 1 16 23 68 71	EV

NEW YORK RANGERS

#	Per	Time	Player	PIM	Penalty
1	1	4:53	24 SUNDSTROM	2:00	Hooking
2	1	12:12	28 STOCK	2:00	Roughing
3	1	13:19	9 GRAVES	2:00	Roughing
4	1	13:19	9 GRAVES	2:00	Roughing
5	1	16:38	5 SAMUELSSON	2:00	Holding - Obstruction
6	2	6:24	12 ERREY	2:00	Hooking - Obstruction
7	2	19:04	2 LEETCH	2:00	Cross check
8	3	10:06	9 GRAVES	2:00	Roughing

PITTSBURGH PENGUINS

#	Per	Time	Player	PIM	Penalty
1	1	7:49	68 JAGR	2:00	Holding stick - Obstruction
2	1	12:12	33 HICKS	2:00	Roughing
3	1	13:19	11 KASPARAITIS	2:00	Roughing
4	1	15:28	42 GRONMAN	2:00	Interference - Obstruction
5	2	17:35	71 SLEGR	2:00	Interference - Obstruction
6	3	10:06	44 BROWN	2:00	Hi stick
7	3	18:50	14 BARNES	2:00	Hooking - Obstruction

GOALS BY PER.

	NYR	PIT
1	1	0
2	1	1
3	0	1
4	0	0
T	2	2

SHOTS ON GOAL

	NYR	PIT
1	5	11
2	11	13
3	6	8
4	3	2
T	25	34

PENALTIES-MIN

	NYR	PIT
1	5-10	4-8
2	2-4	1-2
3	1-2	2-4
4	0-0	0-0
T	8-16	7-14

POWERPLAY (GOALS-OPP)

	NYR	PIT
1	1-2	0-3
2	0-1	0-2
3	0-1	0-0
4	0-0	0-0
T	1-4	0-5
Time	6:11	9:29

GOALIES (GOALS-SHOTS AGAINST)

	1	2	3	OT	T	Time
NYR(T) CLOUTIER	0-11	1-13	1-8	0-2	2-34	65:00
PIT(T) SKUDRA	1-5	1-11	0-6	0-3	2-25	64:56

THREE STARS

1 NYR	27 KOVALEV
2 PIT	68 JAGR
3 NYR	34 CLOUTIER

by:

OFFICIALS

Referee:	Don Van Massenhoven
Linesman:	Jean Morin
Linesman:	Stephane Provost

VISITOR



OTTAWA SENATORS
Game 72 Away Game 36

Event Summary

Game 0936
Sunday, March 29, 1998
2:00 PM ET at Civic Arena
Attendance 14,322
FINAL

HOME



PITTSBURGH PENGUINS
Game 73 Home Game 36

		OTTAWA SENATORS	+/-	TOI	SHF	SHOTS					MS	FW	FL	F%	PN	PIM	HT	TK	GV	BS
						1	2	3	OT	T										
1	G	RHODES, DAMIAN		64:53																
31	G	TUGNUTT, RON		0:00																
2	D	PITLICK, LANCE	+1	17:15	24			1		1	1									
3	D	GUSTAFSSON, PER	+1	16:39	23		2	1		3						2				
4	D	PHILLIPS, CHRIS	E	22:03	28		2			2	1			1	2	1				1
6	D	REDDEN, WADE	E	25:35	31															2
7	L	CUNNEYWORTH, RANDY	E	15:38	24		2			2	2		100			2	1			1
10	R	DACKELL, ANDREAS	E	23:40	30												1			
11	R	ALFREDSSON, DANIEL	E	22:09	28	1	1			2										
13	C	PROSPAL, VACLAV	E	18:12	24			1		1	9	7	56					2	1	
14	C	BONK, RADEK	E	7:28	10		1			1	4	1	80	1	2	1				
15	L	MCEACHERN, SHAWN	E	22:26	29			3	1	4	3	3	4	42		2	2			1
16	C	ZHOLTOK, SERGEI	E	3:51	5		1			1										1
17	R	MURRAY, CHRIS	E	1:24	2	1				1	1									
19	C	YASHIN, ALEXEI	E	22:36	27	1	1			2	1	8	13	38	1	2	1	2	1	2
20	L	ARVEDSON, MAGNUS	+1	17:00	23	1	1	1		3	1				1	2			1	1
22	C	VAN ALLEN, SHAUN	+1	9:10	14			1		1		2	5	28					1	
24	D	NECKAR, STANISLAV	E	22:05	31			2		2									1	
25	C	GARDINER, BRUCE	+1	16:45	26	1	1		1	3	1	4	2	66			2	1		1
33	D	YORK, JASON	E	25:13	32				1	1	4				2	4				2
		TEAM TOTALS	5			5	12	10	3	30	13	32	32	50	6	12	12	12	3	15

		PITTSBURGH PENGUINS	+/-	TOI	SHF	SHOTS					MS	FW	FL	F%	PN	PIM	HT	TK	GV	BS
						1	2	3	OT	T										
1	G	SKUDRA, PETER		64:13																
31	G	WREGGET, KEN		0:47											2	4	1			2
2	D	TAMER, CHRIS	-1	14:26	19			2		2	2								1	
4	D	HATCHER, KEVIN	E	27:05	30	2	1			3	2						1		1	1
5	D	WERENKA, BRAD	E	23:37	31															
6	D	WILKINSON, NEIL	E	0:00	0															
10	C	FRANCIS, RON	E	25:26	25						5	7	41						2	1
12	C	PRONGER, SEAN	E	18:32	25						10	9	52			2				1
14	C	BARNES, STU	E	28:08	31		1		1	2	1	9	10	47			2			
15	C	DOMI, ROBERT	-1	13:53	19	2				2	1					1				1
16	R	OLCZYK, ED	-1	15:51	23	1				1		6	4	60	1	2				
23	D	OLAUSSON, FREDRIK	E	24:36	28			1		1				100					1	1
29	C	WRIGHT, TYLER	E	1:58	4							2								
33	L	HICKS, ALEX	E	17:39	26												1			
42	D	GRONMAN, TUOMAS	E	23:31	25	1				1						1				
44	R	BROWN, ROB	E	20:24	24						2				1	2	2			
57	R	FERRARO, CHRIS	E	0:19	1															
68	R	JAGR, JAROMIR	E	24:27	23	1		1		2	2					1			5	
71	D	SLEGR, JIRI	-1	14:50	21			1		1	1						1			1
82	C	STRAKA, MARTIN	-1	21:38	25	2				2	3		2	0						
		TEAM TOTALS	-5			9	2	5	1	17	14	32	32	50	4	8	13	1	11	7

TOI=Time On Ice SHF=# of Shifts MS=Missed Shots FW=Faceoffs Won FL=Faceoffs Lost F%=Faceoff Win Percentage
PN=Number of Penalties PIM=Penalty Minutes HT=Hits Given TK=Takeaways GV=Giveaways BS=Blocked Shots

VISITOR



OTTAWA SENATORS
Game 72 Away Game 36

Game Summary

Game 0936
Sunday, March 29, 1998
2:00 PM ET at Civic Arena
Attendance 14,322
FINAL

HOME



PITTSBURGH PENGUINS
Game 73 Home Game 36

SCORING SUMMARY

G	Per	Time	Team	Goal Scorer	Assist	Assist	OTT	PIT	STR
1	2	18:14	PIT	14 BARNES	10 FRANCIS	23 OLAUSSON	1 4 11 15 24	14 1 4 10 23 44	PP
2	3	5:22	OTT	20 ARVEDSON	25 GARDINER	22 VAN ALLEN	20 1 2 3 22 25	1 2 15 16 71 82	EV

OTTAWA SENATORS

#	Per	Time	Player	PIM	Penalty
1	1	4:02	19 YASHIN	2:00	Hooking - Obstruction
2	1	11:58	20 ARVEDSON	2:00	Holding
3	1	19:13	33 YORK	2:00	Tripping
4	2	6:51	14 BONK	2:00	Holding - Obstruction
5	2	9:45	4 PHILLIPS	2:00	Interference - Obstruction
6	2	17:00	33 YORK	2:00	Slashing

PITTSBURGH PENGUINS

#	Per	Time	Player	PIM	Penalty
1	1	2:56	44 BROWN	2:00	Hooking
2	2	9:19	16 OLCZYK	2:00	Interference-on the goaltender
3	2	14:59	2 TAMER	2:00	Interference - Obstruction
4	3	2:09	2 TAMER	2:00	Roughing

GOALS BY PER.

	OTT	PIT
1	0	0
2	0	1
3	1	0
4	0	0
T	1	1

SHOTS ON GOAL

	OTT	PIT
1	5	9
2	12	2
3	10	5
4	3	1
T	30	17

PENALTIES-MIN

	OTT	PIT
1	3-6	1-2
2	3-6	2-4
3	0-0	1-2
4	0-0	0-0
T	6-12	4-8

POWERPLAY (GOALS-OPP)

	OTT	PIT
1	0-1	0-3
2	0-2	1-3
3	0-1	0-0
4	0-0	0-0
T	0-4	1-6
Time	5:32	8:46

GOALIES (GOALS-SHOTS AGAINST)

	1	2	3	OT	T	Time
OTT(T) RHODES	0-9	1-2	0-5	0-1	1-17	64:53
PIT(T) SKUDRA	0-4	0-12	1-10	0-3	1-29	64:13
PIT WREGGET	0-1	0-0	0-0	0-0	0-1	0:47

THREE STARS

1 PIT	1 SKUDRA
2 PIT	14 BARNES
3 OTT	1 RHODES

by:

OFFICIALS

Referee:	Terry Gregson
Linesman:	Jean Morin
Linesman:	Stephane Provost

VISITOR

Event Summary

HOME



Game 0948
 Wednesday, April 1, 1998
 7:00 PM ET at Civic Arena
 Attendance 13,740
FINAL



SAN JOSE SHARKS
 Game 74 Away Game 37

PITTSBURGH PENGUINS
 Game 74 Home Game 37

		SAN JOSE SHARKS	+/-	TOI	SHF	SHOTS					MS	FW	FL	F%	PN	PIM	HT	TK	GV	BS
						1	2	3	OT	T										
29	G	VERNON, MIKE		60:00															1	
32	G	HRUDEY, KELLY		0:00																
2	D	HOULDER, BILL	-1	22:13	27		1											1	1	1
9	C	NICHOLLS, BERNIE	-1	14:06	18			1		1	10	4	71					1	2	1
10	D	RAGNARSSON, MARCUS	+1	26:16	30	1				1								1	2	1
11	R	NOLAN, OWEN	E	5:11	6	1				1										
12	C	SUTTER, RON	E	10:33	17			1		1	5	8	38							
14	C	MARLEAU, PATRICK	+1	10:37	16		1			1	5	6	45							1
15	R	MACLEAN, JOHN	+1	19:45	25	1	1	2		4							1	1		
18	C	RICCI, MIKE	-1	18:50	25	1				1	10	17	37							
20	D	ZYUZIN, ANDREI	E	15:26	20		1			1				1	2	4				1
21	L	GRANATO, TONY	E	14:53	24		1			1										
22	C	CRAVEN, MURRAY	+2	17:59	24	2				2	5	1	83							
26	L	LOWRY, DAVE	-1	12:30	17	2				2							3			
27	D	MARCHMENT, BRYAN	+1	24:05	28	1	1			2							1	1		2
28	L	BURR, SHAWN	E	11:59	17													2		1
37	L	MATTEAU, STEPHANE	E	15:23	20	1		1		2	1	3	25				1			
39	C	FRIESEN, JEFF	+1	16:30	24		1	1		2				2	4		2	1		1
40	D	RATHJE, MIKE	+1	18:49	26	1				1	1			1	2					1
43	D	IAFRATE, AL	E	12:52	20	1				1										
		TEAM TOTALS	4			12	7	6	0	25	8	36	39	48	6	12	10	9	6	9

		PITTSBURGH PENGUINS	+/-	TOI	SHF	SHOTS					MS	FW	FL	F%	PN	PIM	HT	TK	GV	BS
						1	2	3	OT	T										
31	G	WREGGET, KEN		0:00																2
35	G	BARRASSO, TOM		59:40																
2	D	TAMER, CHRIS	E	8:00	10												1			
4	D	HATCHER, KEVIN	-2	24:33	24			1		1							1	1	1	1
5	D	WERENKA, BRAD	E	16:38	23															
10	C	FRANCIS, RON	-1	23:26	25	1				1	7	7	50	1	2					1
11	D	KASPARAITIS, DARIUS	+1	11:26	16												1			2
12	C	PRONGER, SEAN	E	13:55	21						8	5	61							
14	C	BARNES, STU	-2	24:58	25	3				3	12	14	46					1		
15	C	DOME, ROBERT	+1	14:26	17		1	2		3	1						2			2
16	R	OLCZYK, ED	E	8:45	12						3	5	37	1	2					
23	D	OLAUSON, FREDRIK	E	18:45	22	1				1	1									2
29	C	WRIGHT, TYLER	E	2:14	4						1	1	50							
33	L	HICKS, ALEX	E	13:03	20	1	1	1		3							1			3
42	D	GRONMAN, TUOMAS	-1	20:25	22	2	1			3							3			1
44	R	BROWN, ROB	-1	17:55	22	1		1		2	1									2
68	R	JAGR, JAROMIR	-1	27:54	28	2		1		3							1			5
71	D	SLEGR, JIRI	+1	18:06	22															2
82	C	STRAKA, MARTIN	E	22:46	24						8	4	66							1
95	R	MOROZOV, ALEXEI	E	8:52	13															1
		TEAM TOTALS	-5			11	3	6	0	20	6	39	36	52	2	4	11	3	25	11

TOI=Time On Ice SHF=# of Shifts MS=Missed Shots FW=Faceoffs Won FL=Faceoffs Lost F%=Faceoff Win Percentage
 PN=Number of Penalties PIM=Penalty Minutes HT=Hits Given TK=Takeaways GV=Giveaways BS=Blocked Shots

VISITOR



SAN JOSE SHARKS
Game 74 Away Game 37

Game Summary

Game 0948
Wednesday, April 1, 1998
7:00 PM ET at Civic Arena
Attendance 13,740
FINAL

HOME



PITTSBURGH PENGUINS
Game 74 Home Game 37

SCORING SUMMARY

G	Per	Time	Team	Goal Scorer	Assist	Assist	S.J	PIT	STR
1	1	7:55	PIT	10 FRANCIS	33 HICKS	5 WERENKA	2 9 18 21 29 43	10 5 11 12 33 35	EV
2	2	0:33	S.J	15 MACLEAN	9 NICHOLLS	10 RAGNARSSON	15 9 10 22 27 29	4 10 14 35 42 68	EV
3	2	11:54	S.J	14 MARLEAU	28 BURR		14 21 28 29 40 43	5 11 12 33 35 44	EV
4	3	10:13	PIT	15 DOME	68 JAGR	71 SLEGR	9 10 26 27 28 29	15 11 35 68 71 82	EV
5	3	12:57	S.J	39 FRIESEN	Unassisted		39 10 22 27 29	4 10 14 35 68 82	SH

3/8/98

SAN JOSE SHARKS

#	Per	Time	Player	PIM	Penalty
1	1	1:14	40 RATHJE	2:00	Hooking - Obstruction
2	1	17:24	40 RATHJE	2:00	Interference - Obstruction
3	2	1:13	43 IAFRATE	2:00	Interference
4	2	12:47	20 ZYUZIN	2:00	Tripping - Obstruction
5	2	17:40	21 GRANATO	2:00	Hooking
6	3	11:17	21 GRANATO	2:00	Hi stick

PITTSBURGH PENGUINS

#	Per	Time	Player	PIM	Penalty
1	1	5:45	10 FRANCIS	2:00	Hooking - Obstruction
2	1	13:06	16 OLCZYK	2:00	Tripping - Obstruction

GOALS BY PER.

	S.J	PIT
1	0	1
2	2	0
3	1	1
T	3	2

SHOTS ON GOAL

	S.J	PIT
1	12	11
2	7	3
3	6	6
T	25	20

PENALTIES-MIN

	S.J	PIT
1	2-4	2-4
2	3-6	0-0
3	1-2	0-0
T	6-12	2-4

POWERPLAY
(GOALS-OPP)

	S.J	PIT
1	0-2	0-2
2	0-0	0-3
3	0-0	0-1
T	0-2	0-6
Time	4:00	12:00

GOALIES (GOALS-SHOTS AGAINST)

	1	2	3	T	Time
S.J(W) VERNON	1-11	0-3	1-6	2-20	60:00
PIT(L) BARRASSO	0-12	2-7	1-6	3-25	59:40

THREE STARS

- 1 S.J 39 FRIESEN
- 2 PIT 15 DOME
- 3 S.J 15 MACLEAN

by:

OFFICIALS

Referee: Stephen Walkom
Linesman: Wayne Bonney
Linesman: Tim Nowak

VISITOR



Event Summary

Game 0971
Saturday, April 4, 1998
7:38 PM ET at Ice Palace
Attendance 14,908
FINAL

HOME



TAMPA BAY LIGHTNING
Game 76 Home Game 38

PITTSBURGH PENGUINS
Game 76 Away Game 38

		PITTSBURGH PENGUINS	+/-	TOI	SHF	SHOTS					MS	FW	FL	F%	PN	PIM	HT	TK	GV	BS
						1	2	3	OT	T										
31	G	WREGGET, KEN		0:00																
35	G	BARRASSO, TOM		60:00										2	10					1
2	D	TAMER, CHRIS	E	15:38	21					1							1	2	1	
4	D	HATCHER, KEVIN	-1	24:35	28		1							2	4		1	1		
5	D	WERENKA, BRAD	+1	18:55	25															
10	C	FRANCIS, RON	-1	21:37	28	1	1			2	1	8	42		2	7	5			2
11	D	KASPARAITIS, DARIUS	+1	18:03	25	1				1		3	8	25		3	1			1
12	C	FRONGER, SEAN	+1	12:25	17	1				1	1	3	8	25						
14	C	BARNES, STU	-1	22:03	24		1	1		2	2	10	4	71	1	2	2	1		
16	C	BARNES, STU	E	8:21	16	1		1		2										1
18	C	DOMB, ROBERT	E	11:48	19	3		1		4	2	2	1	68			1			
18	R	OLCZYK, ED	E	11:48	19	3		1		4	2	2	1	68		1	2	2		1
23	D	OLAUSSEN, FREDRIK	-1	20:12	22					1	1			1	2	1				1
24	R	MORAN, IAN	E	11:03	20	1						1	6	14	2	4	2			1
29	C	WRIGHT, TYLER	E	7:10	13											2				
33	L	HICKS, ALEX	+1	13:25	21					1	1									
44	R	BROWN, ROB	+1	14:51	19		1			1	1									
68	R	JAGR, JARDMIR	-1	22:58	25	2	2	2		6	1		1	0	1	2				2
71	D	SLEGR, JIRI	E	16:45	28	3				3	2			0	2	4				1
82	C	STRAKA, MARTIN	E	11:30	19			2		2				0	2	4				
88	R	MOROZOV, ALEXEI	E	8:50	13	1				1										
		TEAM TOTALS	E			14	5	7	0	27	12	22	34	39	14	37	18	4	8	7

		TAMPA BAY LIGHTNING	+/-	TOI	SHF	SHOTS					MS	FW	FL	F%	PN	PIM	HT	TK	GV	BS
						1	2	3	OT	T										
1	G	BIERK, ZAC		0:51																
30	G	FITZPATRICK, MARK		53:09													1			
2	D	MCBAIN, MIKE	-1	11:10	18			1		1					1	2				
4	D	GROSS, CORY	+1	23:41	26						1							3		
5	D	CULLIMORE, JASSEN	E	21:09	22					1	1				2	4	3			1
6	D	WILKIE, DAVID	-1	18:32	15	1				1	1									
10	R	MCCARTHY, SANDY	E	22:25	19	1				1	1				6	31				
14	D	DYKHUIS, KARL	+1	18:21	23										1	2	1			
15	L	YSEBAERT, PAUL	+1	18:55	18		2	2		4	3	5	6	45			2			
16	C	TUCKER, DARGY	-1	14:04	15	1				1		10	4	71	3	17	1			
17	L	PETERSON, BRENT	+1	14:22	17	1				1	1								1	1
18	C	LANGKOW, DAYMOND	E	17:41	21			2		2		6	5	54				1	1	
20	R	RENBORG, MIKAEL	+1	25:43	26	1	2	1		4	2									
28	C	SPRING, COREY	E	12:45	19	1				1										1
33	D	RACINE, YVES	-1	15:42	23	1				1	2	1	1	50						
34	R	ANDERSSON, MIKAEL	-1	24:45	24			1							3	17				
36	L	DEBRUSK, LOUIE	E	5:08	9						2				1	2	4			1
38	D	CICCONE, ENRICO	E	13:45	22										3	22				
82	R	NAZAROV, ANDREI	E	8:20	5	1				1		12	6	68			1	1	1	1
84	C	BONSIGNORE, JASON	E	18:45	20		1			1										
		TEAM TOTALS	E			8	5	8	0	21	13	34	22	61	20	37	20	4	6	2

TOI = Time On Ice SHF = # of Shifts MS = Missed Shots FW = Faceoffs Won FL = Faceoffs Lost F% = Faceoff Win Percentage
PN = Number of Penalties PIM = Penalty Minutes HT = Hits Given TK = Takeaways GV = Giveaways BS = Blocked Shots

VISITOR



Revised

Game Summary

Game 0971
Saturday, April 4, 1998
7:38 PM ET at Ice Palace
Attendance 14,908
FINAL

HOME



TAMPA BAY LIGHTNING
Game 76 Home Game 36

PITTSBURGH PENGUINS
Game 75 Away Game 38

SCORING SUMMARY

G	Per	Time	Team	Goal	Scorer	Assist	Assist	PIT	T.B	STR		
1	1	7:20	PIT	88	JAGR	10	FRANCIS	68	4 10 14 23 35	4	5 16 30 34	PP
2	1	13:18	PIT	12	PRONGER	33	HICKS	12	5 11 33 35 44	2	5 16 30 33 34	EV
3	1	14:53	T.B	17	PETERSON	15	YSEBAERT	4	10 14 23 35 68	17	4 14 15 20 30	EV
4	1	18:04	PIT	10	FRANCIS	14	BARNES	10	4 14 23 35 68	4	5 18 30 34	PP
5	2	4:01	PIT	4	HATCHER	14	BARNES	4	10 14 35 68 71	5	14 18 30 34	PP

PITTSBURGH PENGUINS

#	Per	Time	Player	PIM	Penalty
1	1	11:45	88 JAGR	2:00	Roughing
2	1	18:40	29 WRIGHT	2:00	charging
3	2	5:07	2 TAMER	5:00	Fighting (maj)
4	2	5:41	11 KASPARAITIS	2:00	Roughing
5	2	5:41	11 KASPARAITIS	5:00	Fighting (maj)
6	2	8:41	5 WERENKA	2:00	Roughing
7	2	13:35	82 STRAKA	2:00	Hi stick
8	2	13:39	82 STRAKA	2:00	Hi stick
9	2	14:00	14 BARNES	2:00	Holding
10	2	17:44	29 WRIGHT	2:00	Hooking
11	2	20:00	2 TAMER	5:00	Fighting (maj)
12	3	7:12	5 WERENKA	2:00	Hooking
13	3	9:42	23 CLAUSSEON	2:00	Stealing
14	3	11:08	24 MORAN	2:00	Holding - obstruction

TAMPA BAY LIGHTNING

#	Per	Time	Player	PIM	Penalty
1	1	7:08	6 WILKIE	2:00	Board check
2	1	10:32	36 DEBRUEK	2:00	Interference
3	1	10:32	36 DEBRUEK	10:00	Misconduct (10 min)
4	1	11:45	14 DYKHUIS	2:00	Cross check
5	1	17:24	10 MCCARTHY	2:00	Stealing
8	1	18:40	35 CIGONE	2:00	Hi stick
7	2	2:58	6 WILKIE	2:00	Interference
8	2	5:07	36 DEBRUEK	5:00	Fighting (maj)
9	2	5:41	18 TUCKER	2:00	Roughing
10	2	5:41	18 TUCKER	5:00	Fighting (maj)
11	2	5:41	18 TUCKER	10:00	Misconduct (10 min)
12	2	5:41	10 MCCARTHY	2:00	Roughing
13	2	5:41	10 MCCARTHY	10:00	Misconduct (10 min)
14	2	5:41	82 NAZAROV	2:00	Roughing
15	2	5:41	82 NAZAROV	10:00	Misconduct (10 min)
16	2	5:41	82 NAZAROV	10:00	Game misconduct
17	2	20:00	10 MCCARTHY	2:00	Roughing
18	2	20:00	10 MCCARTHY	5:00	Fighting (maj)
18	2	20:00	10 MCCARTHY	10:00	Misconduct (10 min)
20	3	16:28	4 CROSS	2:00	Cross check

GOALS BY PER.

	PIT	T.B
1	3	1
2	1	0
3	0	0
T	4	1

SHOTS ON GOAL

	PIT	T.B
1	14	8
2	8	8
3	7	8
T	27	21

PENALTIES-MIN

	PIT	T.B
1	2-4	8-20
2	9-27	13-75
3	3-8	1-2
T	14-37	20-97

POWERPLAY (GOALS-OPP)

	PIT	T.B
1	2-3	0-0
2	1-2	0-4
3	0-2	0-3
T	3-7	0-7
Time	9:59	14:00

GOALIES (GOALS-SHOTS AGAINST)

	1	2	3	T	Time
PIT(W) BARRASSO	1-8	0-5	0-8	1-21	60:00
T.B BIERK	0-0	0-0	0-5	0-5	8:11
T.B(L) FITZPATRICK	3-14	1-5	0-1	4-21	63:09

THREE STARS

- 1 PIT 68 JAGR
 - 2 PIT 14 BARNES
 - 3 PIT 10 FRANCIS
- by: N A

OFFICIALS

Referee: Michael McLaughlin
Linesmen: Kevin Collins
Linesmen: Pierre Rueland

VISITOR



PITTSBURGH PENGUINS
Game 78 Away Game 38

Event Summary

Game 0978
Sunday, April 5, 1998
6:08 PM ET at Miami Arena
Attendance 14,703
FINAL

HOME



FLORIDA PANTHERS
Game 78 Home Game 87

		PITTSBURGH PENGUINS			SHOTS															
		+/	TOI	SHF	1	2	3	OT	T	MS	FW	FL	F%	FN	PM	HT	TK	GV	BS	
31	G		0:00																	
35	G		09:48																	
2	D	E	9:51	14			1		1						1	2		1	1	
4	D	-3	22:54	26		1														
8	D	E	17:31	24																
10	C	-2	29:22	29		2			2	1	12	9	57	1	2					
11	D	E	18:08	22					1							1				
14	C	-2	22:39	22	1	1			2	3	8	8	42					2	2	
15	C	-1	13:28	17					1											
18	R	E	13:52	22	2		2		4			6	0							1
23	D	-3	22:48	23	2		1		3	1						1				
24	R	E	8:20	11								4	4	50						
28	C	E	6:39	13		2			2											
33	L	E	13:12	18	2				2						1	2	1			1
42	D	E	13:05	18	1	1	1		3								2			1
44	R	E	11:55	18														2		2
68	R	-3	29:59	26		2	3		5									1		1
71	D	E	18:25	31	2		2		4	1								2		
82	C	-1	18:12	22	1	1	1		3		4	4	50							
85	R	E	11:16	15						1	1		100							
		-15			11	10	13	0	34	7	27	29	48	8	8	5	9	0	8	

		FLORIDA PANTHERS			SHOTS															
		+/	TOI	SHF	1	2	3	OT	T	MS	FW	FL	F%	FN	PM	HT	TK	GV	BS	
1	G		00:00																	3
34	G		0:00												1	2				
2	D	+1	15:58	20						1										1
3	D	E	7:41	8														2	1	4
5	D	+2	28:44	26																
7	D	E	13:30	18	2				2	1						1				
9	D	E	11:44	18					1	1										
9	C	+1	20:30	22	1	1	3		5	2	11	10	52	2	4					1
9	C	+1	21:24	25	1		1		2	4	1		100					2		4
11	L	+1	21:24	25	1	2	1		4	2										4
14	C	E	14:48	15	1	2	1		4	2										
15	C	E	14:55	18						1	7	6	53							
17	C	E	11:15	12		1	1		2		4	4	50							2
19	R	+2	15:02	19		2			2		6	6	50							
22	R	+1	12:33	15																
24	D	+1	20:11	24			1	2	3	1							1			
27	R	+1	19:17	22	1				1	2		1	0							
28	L	E	6:59	8	1				1						1	2				4
30	L	+2	13:20	16		2			2	1										1
51	R	E	13:04	14					1	1	2				1	2	2	1		
55	D	+2	29:51	24	1	1	1		3		19	23	27	52	5	10	4	15	5	5
				14		8	10	11	0	29	19	23	27	52	5	10	4	15	5	5

TOI = Time On Ice SHF = # of Shifts MS = Missed Shots FW = Faceoffs Won FL = Faceoffs Lost F% = Faceoff Win Percentage
 FN = Number of Penalties PM = Penalty Minutes HT = Hits Given TK = Takeaways GV = Giveaways BS = Blocked Shots

This NHL Game Report is provided courtesy of the NHL to members of the accredited media for their exclusive use for news and editorial purposes only and not for any commercial purpose. Any use or distribution of this material for a commercial purpose without the express written permission of the NHL is prohibited.



PITTSBURGH PENGUINS
Game 76 Away Game 39

Game Summary
Game 0978
Sunday, April 5, 1998
6:08 PM ET at Miami Arena
Attendance 14,703
FINAL



FLORIDA PANTHERS
Game 78 Home Game 37

SCORING SUMMARY

G	Per	Time	Team	Goal Scorer	Assist	Assist	PIT	FLA	STR
1	2	10:06	FLA	29 GARPENLOV	19 DVORAK	22 CIGGARELLI	4 10 14 23 35 68	20 1 5 19 22 55	EV
2	3	0:18	PIT	16 DOME	68 JAGR	4 HATCHER	16 4 10 29 35 68	1 5 11 27 55	PP
3	3	16:30	FLA	9 MULLER	55 JOVANOVSKI	11 LINDSAY	4 10 18 23 35 68	9 1 5 11 27 55	EV
4	3	19:10	FLA	24 VEHLA	19 DVORAK		4 14 23 68 62	24 1 2 19 29	EV

PITTSBURGH PENGUINS

#	Per	Time	Player	PIM	Fenalty
1	2	14:32	42 GRONMAN	2:00	Holding - Obstruction
2	3	7:24	4 HATCHER	2:00	Holding - Obstruction
3	3	18:53	10 FRANCIS	2:00	Fighting

FLORIDA PANTHERS

#	Per	Time	Player	PIM	Fenalty
1	1	5:48	55 JOVANOVSKI	2:00	Holding
2	1	15:53	28 WORRELL	2:00	Elbowing
3	2	18:10	9 MULLER	2:00	Hooking
4	3	8:18	2 CARKNER	2:00	Stealing
5	3	18:53	9 MULLER	2:00	Roughing

GOALS BY PER.

	PIT	FLA
1	0	0
2	0	1
3	1	2
T	1	3

SHOTS ON GOAL

	PIT	FLA
1	11	8
2	10	10
3	13	11
T	34	29

PENALTIES-MIN

	PIT	FLA
1	0-0	2-4
2	1-2	1-2
3	2-4	2-4
T	3-6	5-10

POWERPLAY (GOALS-OPP)

	PIT	FLA
1	0-2	0-0
2	0-1	0-1
3	1-1	0-1
T	1-4	0-2
Time	7:03	3:08

GOALIES (GOALS-SHOTS AGAINST)

	1	2	3	T	Time
PIT(L) BARRASSO	0-8	1-10	1-10	2-28	59:48
PIT EMPTY NET	0-0	0-0	1-1	1-1	
FLA(W) MCLEAN	0-11	0-10	1-12	1-34	60:00

THREE STARS

- 1 FLA 55 JOVANOVSKI
 - 2 PIT 68 JAGR
 - 3 FLA 9 MULLER
- by: N A

OFFICIALS

Referee: Paul Stewart
Linesman: Kevin Collins
Linesman: Peter Racost

VISITOR



PHOENIX COYOTES
Game 76 Away Game 38

Event Summary

Game 0987
Tuesday, April 7, 1998
7:30 PM ET at Civic Arena
Attendance 14,591
FINAL

HOME



PITTSBURGH PENGUINS
Game 77 Home Game 38

		PHOENIX COYOTES			SHOTS															
		+/-	TOI	SHF	1	2	3	OT	T	MS	FW	FL	F%	PN	PIM	HT	TK	GV	BS	
28	G	WAITE, JIM		0:00																
35	G	KHABIBULIN, NIKOLAI		59:53																
2	D	BARON, MURRAY	+1	16:04	24	1			1					1	2	3	1		1	
3	D	CARNEY, KEITH	E	28:51	30	1		1	2					2	4			1	2	
4	D	DIDUCK, GERALD	+1	20:26	30			1	1	1										
7	L	TKACHUK, KEITH	-1	20:10	23		2		2		9	4	69	1	2		1	1		
10	D	TVERDOVSKY, OLEG	E	16:56	22		1	1	2	1										
11	R	DRAKE, DALLAS	E	16:02	21		1	1	2										1	
16	R	ISBISTER, BRAD	E	10:20	12	1		1	2							1	5	1	1	
19	R	DOAN, SHANE	-1	9:42	11			1	1		12	13	48	2	4		1		1	
21	C	CORKUM, BOB	E	20:35	27	1			1										1	
22	R	GARTNER, MIKE	E	9:03	11		1	1	2	1									1	
27	D	NUMMINEN, TEPPPO	E	26:54	32	1	2		3									1	3	
33	L	MCKENZIE, JIM	E	1:48	2															
34	L	SHANNON, DARRIN	+2	16:13	19		2		2	2								2		
44	D	MACIVER, NORM	E	12:45	14				1	1	1	1	50						1	
54	C	BRIERE, DANIEL	E	5:13	5	1					2	4	4	50					2	
77	C	RONNING, CLIFF	+1	17:48	17															
92	R	TOCCHET, RICK	+1	17:02	19		2	2	4	3				1	2	2	2		1	
97	C	ROENICK, JEREMY	E	21:52	27		1	1	2	4	13	6	68							
		TEAM TOTALS	4			6	12	10	0	28	15	39	28	58	8	19	6	8	5	12

		PITTSBURGH PENGUINS			SHOTS															
		+/-	TOI	SHF	1	2	3	OT	T	MS	FW	FL	F%	PN	PIM	HT	TK	GV	BS	
31	G	WREGGET, KEN		39:40															1	
35	G	BARRASSO, TOM		19:21													1	2		
2	D	TAMER, CHRIS	+1	12:17	16		1		1								1	1	1	
5	D	WERENKA, BRAD	E	20:48	22													2	1	
10	C	FRANCIS, RON	-1	25:04	23		1	1	2	3	14	11	56						3	
11	D	KASPARAITIS, DARIUS	E	16:10	20															
14	C	BARNES, STU	-1	26:43	26	1	1	1	3	3	4	8	33				3	2		
15	C	DOME, ROBERT	E	6:30	7	1			1					1	10				1	
16	R	OLCZYK, ED	-1	12:25	12	2			2		2		100	1	2	1	1	1	2	
23	D	OLAUSSON, FREDRIK	-1	26:04	22						1									
24	R	MORAN, IAN	E	14:02	17			2	2		4	8	33					1	1	
29	C	WRIGHT, TYLER	+1	5:44	7						1	4	20							
33	L	HICKS, ALEX	E	12:52	15		1		1											
38	C	JOHANSSON, ANDREAS	+1	2:44	3															
42	D	GRONMAN, TUOMAS	-1	21:26	20	2	1	1	4	1								3	1	
44	R	BROWN, ROB	-1	14:56	18	2	1		3	1							2	2	1	
44	R	BROWN, ROB	E	25:44	25	3	1		4					1	2		2	3		
68	R	JAGR, JAROMIR	E	20:33	23	1		1	2	1									1	
71	D	SLEGR, JIRI	E	18:40	19	1		2	3	1	3	8	27						1	
82	C	STRAKA, MARTIN	-1	10:14	12			2	2											
95	R	MOROZOV, ALEXEI	-1	10:14	12															
		TEAM TOTALS	-5			13	7	10	0	30	13	28	39	42	6	23	12	16	15	10

TOI=Time On Ice SHF=# of Shifts MS=Missed Shots FW=Faceoffs Won FL=Faceoffs Lost F%=Faceoff Win Percentage
PN=Number of Penalties PIM=Penalty Minutes HT=Hits Given TK=Takeaways GV=Giveaways BS=Blocked Shots

This NHL Game Report is provided courtesy of the NHL to members of the credentialed media for their exclusive use for news and editorial purposes only and not for any commercial purpose. Any use or distribution of this material for a commercial purpose without the express written permission of the NHL is prohibited.

VISITOR



PHOENIX COYOTES
Game 76 Away Game 38

Game Summary

Game 0987
Tuesday, April 7, 1998
7:30 PM ET at Civic Arena
Attendance 14,591
FINAL

HOME



PITTSBURGH PENGUINS
Game 77 Home Game 38

SCORING SUMMARY

G	Per	Time	Team	Goal Scorer	Assist	Assist	PHO	PIT	STR
1	1	2:05	PHO	21 CORKUM	27 NUMMINEN		21 3 27 34 35	16 35 44 71 82 95	SH
2	3	4:43	PIT	95 MOROZOV	71 SLEGR	2 TAMER	3 7 19 21 27 35	95 2 29 31 38 71	EV
3	3	15:19	PHO	92 TOCCHET	77 RONNING	34 SHANNON	92 2 4 34 35 77	10 14 23 31 42 95	EV

PHOENIX COYOTES

#	Per	Time	Player	PIM	Penalty
1	1	0:15	7 TKACHUK	2:00	Roughing
2	1	10:17	21 CORKUM	2:00	Interference - Obstruction
3	1	12:45	21 CORKUM	2:00	Interference - Obstruction
4	1	17:47	19 DOAN	5:00	Fighting (maj)
5	2	15:20	92 TOCCHET	2:00	Hi stick
6	2	19:08	2 BARON	2:00	Holding
7	3	0:51	3 CARNEY	2:00	Cross check
8	3	19:36	3 CARNEY	2:00	Cross check

PITTSBURGH PENGUINS

#	Per	Time	Player	PIM	Penalty
1	1	4:59	11 KASPARAITIS	2:00	Interference - Obstruction
2	1	17:47	42 GRONMAN	5:00	Fighting (maj)
3	2	2:47	68 JAGR	2:00	Hooking
4	2	14:52	42 GRONMAN	2:00	Roughing
5	2	14:52	15 DOME	10:00	Misconduct (10 min)
6	3	10:17	16 OLCZYK	2:00	Slashing

GOALS BY PER.

	PHO	PIT
1	1	0
2	0	0
3	1	1
T	2	1

SHOTS ON GOAL

	PHO	PIT
1	6	13
2	12	7
3	10	10
T	28	30

PENALTIES-MIN

	PHO	PIT
1	4-11	2-7
2	2-4	3-14
3	2-4	1-2
T	8-19	6-23

POWERPLAY (GOALS-OPP)

	PHO	PIT
1	0-1	0-3
2	0-2	0-2
3	0-1	0-2
T	0-4	0-7
Time	6:28	10:52

GOALIES (GOALS-SHOTS AGAINST)

	1	2	3	T	Time
PHO(W) KHABIBULIN	0-13	0-7	1-10	1-30	59:53
PIT(L) WREGGET	0-0	0-12	1-10	1-22	39:40
PIT BARRASSO	1-6	0-0	0-0	1-6	19:21

THREE STARS

- 1 PHO 92 TOCCHET
- 2 PHO 35 KHABIBULIN
- 3 PIT 71 SLEGR

by: N A

OFFICIALS

Referee: Bill McCreary
Linesman: Greg Devorski
Linesman: Scott Driscoll

VISITOR



PITTSBURGH PENGUINS
Game 78 Away Game 40

Event Summary

Game 1000
Thursday, April 9, 1998
7:38 PM ET at Corel Centre
Attendance 17,895
FINAL

HOME



OTTAWA SENATORS
Game 77 Home Game 39

		PITTSBURGH PENGUINS	+/-	TOI	SHF	SHOTS					MS	FW	FL	F%	PN	PIM	HT	TK	GV	BS
						1	2	3	OT	T										
1	G	SKUDRA, PETER		0:00																
31	G	WREGGET, KEN		59:45										1	2					1
2	D	TAMER, CHRIS	E	10:10	17									1	2					
4	D	HATCHER, KEVIN	-2	26:24	26		1			1						2		3	1	
5	D	WERENKA, BRAD	-1	22:19	26	1		1		2						1		1		
10	C	FRANCIS, RON	-3	22:18	21	1	1	2		4		6	8	42				1		
11	D	KASPARAITIS, DARIUS	-1	16:41	24		1			1	1				1	2	1		1	
14	C	BARNES, STU	-2	22:13	25						2	7	5	58			1		2	
15	C	DOME, ROBERT	-1	8:24	9		3			3		1	1	50				1		
16	R	OLCZYK, ED	-1	10:45	15		1			1		5		100				1		
23	D	OLAUSSON, FREDRIK	-1	22:22	25						1				1	2			2	
24	R	MORAN, IAN	E	12:29	22		1	1		2		2	2	50			2			
29	C	WRIGHT, TYLER	E	9:03	11	1				1	1	8	3	72			4			
33	L	HICKS, ALEX	E	10:52	17	1	1	2		4			1	0	2	4	2		1	
38	C	JOHANSSON, ANDREAS	E	2:40	4															
44	R	BROWN, ROB	E	15:08	19		1	2		3		1		100	1	2	1	1	2	
68	R	JAGR, JAROMIR	-3	23:50	25													1	4	
71	D	SLEGR, JIRI	E	19:30	24	1	1	1		3							1	1	1	
82	C	STRAKA, MARTIN	-1	20:52	26			1		1		6	8	42	2	4			1	
95	R	MOROZOV, ALEXEI	E	12:00	13		1			1									1	
		TEAM TOTALS	-16			5	12	10	0	27	6	36	28	56	9	18	16	3	20	9

		OTTAWA SENATORS	+/-	TOI	SHF	SHOTS					MS	FW	FL	F%	PN	PIM	HT	TK	GV	BS
						1	2	3	OT	T										
1	G	RHODES, DAMIAN		60:00																3
31	G	TUGNUTT, RON		0:00											1	2	4		2	1
2	D	PITLICK, LANCE	+1	17:19	25	2				2							1	1		
3	D	GUSTAFSSON, PER	E	15:35	19	1				1	1						2		1	
4	D	PHILLIPS, CHRIS	E	19:14	28						1						1		1	
6	D	REDDEN, WADE	+3	25:11	33		1			1	2				1	2			1	
10	R	DACKELL, ANDREAS	-1	19:57	30														2	
11	R	ALFREDSSON, DANIEL	+1	20:32	27	3	3			6	1						1		2	
12	R	FALLOON, PAT	-1	10:01	13			1		1	1								2	
14	C	BONK, RADEK	E	2:10	4							1	0				3			
15	L	MCEACHERN, SHAWN	+1	19:25	27	1	4	1		6	1	3	4	42	1	2		1	1	
16	C	ZHOLTOK, SERGEI	+1	12:09	17	1				1	1	4	3	57						
17	R	MURRAY, CHRIS	E	5:30	9										3	6				
19	C	YASHIN, ALEXEI	-1	18:18	21	1				1	2	8	14	36	1	2	2			
20	L	ARVEDSON, MAGNUS	+3	18:54	29	1	1	1		3	1						1	1	1	
22	C	VAN ALLEN, SHAUN	+3	15:42	25			1		1	2	3	5	37						
25	C	GARDINER, BRUCE	+3	16:47	29	2	1			3	2	10	9	52	1	2	4	1		
28	L	LAMBERT, DENNY	E	2:07	4												1	2	1	
29	D	KRAVTOUK, IGOR	E	20:19	26	1	1	1		3	1				3	6			2	
33	D	YORK, JASON	+2	22:53	32		2	1		3	1								2	
		TEAM TOTALS	15			13	13	6	0	32	17	28	36	44	12	24	21	4	18	9

TOI=Time On Ice SHF=# of Shifts MS=Missed Shots FW=Faceoffs Won FL=Faceoffs Lost F%=Faceoff Win Percentage
PN=Number of Penalties PIM=Penalty Minutes HT=Hits Given TK=Takeaways GV=Giveaways BS=Blocked Shots

VISITOR



PITTSBURGH PENGUINS
Game 78 Away Game 40

Game Summary

Game 1000
Thursday, April 9, 1998
7:38 PM ET at Corel Centre
Attendance 17,895
FINAL

HOME



OTTAWA SENATORS
Game 77 Home Game 39

SCORING SUMMARY

G	Per	Time	Team	Goal Scorer	Assist	Assist	PIT	OTT	STR
1	1	0:21	OTT	25 GARDINER 7	20 ARVEDSON	6 REDDEN	4 10 14 23 31 68	25 1 6 20 22 33	EV
2	1	5:51	OTT	29 KRAVTCHOUK 8	11 ALFREDSSON		5 10 11 15 31 68	29 1 4 11 15 16	EV
3	2	18:12	PIT	10 FRANCIS 24	14 BARNES	95 MOROZOV	10 4 5 14 31 95	1 4 10 12 19 29	EV
4	3	7:32	OTT	33 YORK 3	Unassisted		4 5 10 14 31 95	33 1 6 20 22 25	EV
5	3	18:54	OTT	20 ARVEDSON 9	22 VAN ALLEN		4 10 14 16 68 82	20 1 2 6 22 25	EV

FINAL PITTSBURGH 1
OTTAWA 4

PITTSBURGH PENGUINS

#	Per	Time	Player	PIM	Penalty
1	1	2:19	4 HATCHER	2:00	Elbowing
2	1	7:37	23 OLAUSSON	2:00	Interference
3	1	13:22	44 BROWN	2:00	Holding stick - Obstruction
4	2	5:41	33 HICKS	2:00	Roughing
5	2	5:41	2 TAMER	2:00	Roughing
6	2	5:41	35 HICKS	2:00	Roughing
7	2	9:01	82 STRAKA	2:00	Slashing
8	2	18:47	11 KASPARAITIS	2:00	Charging
9	3	7:48	82 STRAKA	2:00	Tripping - Obstruction

OTTAWA SENATORS

#	Per	Time	Player	PIM	Penalty
1	1	9:07	29 KRAVTCHOUK	2:00	Holding
2	1	11:37	33 YORK	2:00	Interference
3	1	20:00	33 YORK	2:00	Hi stick
4	1	20:00	33 YORK	2:00	Hi stick
5	2	5:41	17 MURRAY	2:00	Roughing
6	2	5:41	19 YASHIN	2:00	Roughing
7	2	5:41	17 MURRAY	2:00	Roughing
8	2	9:01	25 GARDINER	2:00	Slashing
9	2	12:54	10 DACKELL	2:00	Hooking - Obstruction
10	3	9:22	15 MCEACHERN	2:00	Cross check
11	3	11:37	2 PITLICK	2:00	Hooking
12	3	14:16	17 MURRAY	2:00	Cross check

GOALS BY PER.

	PIT	OTT
1	0	2
2	1	0
3	0	2
T	1	4

SHOTS ON GOAL

	PIT	OTT
1	5	13
2	12	13
3	10	6
T	27	32

PENALTIES-MIN

	PIT	OTT
1	3-6	4-8
2	5-10	5-10
3	1-2	3-6
T	9-18	12-24

POWERPLAY (GOALS-OPP)

	PIT	OTT
1	0-2	0-3
2	0-3	0-1
3	0-3	0-1
T	0-8	0-5
Time	14:49	8:49

GOALIES (GOALS-SHOTS AGAINST)

	1	2	3	T	Time
PIT(L) WREGGET	2-13	0-13	1-5	3-31	59:45
PIT EMPTY NET	0-0	0-0	1-1	1-1	
OTT(W) RHODES	0-5	1-12	0-10	1-27	60:00

THREE STARS

- 1 OTT 25 GARDINER
- 2 OTT 20 ARVEDSON
- 3 PIT 82 STRAKA

by: CFRA

OFFICIALS

Referee: Don Van Maassenhoven
Linesman: Pierre Champoux
Linesman: Stephane Provost

VISITOR



FLORIDA PANTHERS
Game 78 Away Game 39

Event Summary

Game 1009
Saturday, April 11, 1998
1:12 PM ET at Civic Arena
Attendance 14,127
FINAL

HOME



PITTSBURGH PENGUINS
Game 79 Home Game 39

		FLORIDA PANTHERS	+/-	TOI	SHF	SHOTS					MS	FW	FL	F%	PN	PIM	HT	TK	GV	BS
						1	2	3	OT	T										
1	G	MCLEAN, KIRK		0:00																
34	G	VANBIESBROUCK, JOHN		64:56															1	
2	D	CARKNER, TERRY	E	17:15	22	2				2						2	1	1	2	
3	D	LAUS, PAUL	-1	6:43	8									1	2	1				
5	D	MURPHY, GORD	+2	24:55	30	1		2		3				1	2	1	3			
7	D	WARRENER, RHETT	E	17:56	25					1						1	1		1	
8	D	EAKINS, DALLAS	E	10:02	13			1		1						2			1	
9	C	MULLER, KIRK	+1	22:02	27	1		3		4	10	12	45			3			1	
11	L	LINDSAY, BILL	+1	21:19	27	2		1		3	1			1	2	2				
14	C	WHITNEY, RAY	E	17:30	20				1	1		1	0							
15	C	GAGNER, DAVE	E	16:31	21		2			2	1	12	8	60	1	2	2		2	
17	C	WASHBURN, STEVE	-1	9:26	13						3	4	42			1				
19	R	DVORAK, RADEK	+1	17:21	24	4		2		6									2	
22	R	CICCARELLI, DINO	+1	14:48	17			1		1				1	2	1		1		
24	D	SVEHLA, ROBERT	E	28:10	27					1				2	4	1		1		
25	L	KOZLOV, VIKTOR	+1	20:53	22	2	2	3		7	8	8	50	1	2	1				1
27	R	MELLANBY, SCOTT	E	18:58	22		2	1	1	4	3					1	1	1		
28	L	WORRELL, PETER	-1	6:47	8					1				1	10	1				
51	R	NEMIROVSKY, DAVID	E	14:12	21			2		2										
55	D	JOVANOVSKI, ED	+1	26:56	30			2		2								1		1
		TEAM TOTALS	5			12	6	18	2	38	8	33	33	50	9	26	20	7	9	7

		PITTSBURGH PENGUINS	+/-	TOI	SHF	SHOTS					MS	FW	FL	F%	PN	PIM	HT	TK	GV	BS	
						1	2	3	OT	T											
1	G	SKUDRA, PETER		0:00																	
35	G	BARRASSO, TOM		65:00																	
2	D	TAMER, CHRIS	E	20:01	25	2				2						1		1	1		
4	D	HATCHER, KEVIN	-2	24:51	28	2	2			4	2					3					
5	D	WERENKA, BRAD	+1	20:17	31									1	2		2		4		
10	C	FRANCIS, RON	-2	20:34	25	2			1	3	1	11	5	68				1	1		
11	D	KASPARAITIS, DARIUS	+1	18:37	26			2		2	1					8	1	2	1		
14	C	BARNES, STU	-2	20:52	27		1			1	3	11	6	64		1	1		1		
16	R	OLCZYK, ED	E	8:36	12										1	2	1	1			
20	C	LANG, ROBERT	E	21:02	21	1	2			3	3	3	8	27			1	2	2		
23	D	OLAUSON, FREDRIK	-2	20:37	24					1						1	1	1			
24	R	MORAN, IAN	E	15:14	23				1	1		3	4	42		1	1		4		
29	C	WRIGHT, TYLER	E	5:22	9	1				1		3	3	50	1	2		1	1		
33	L	HICKS, ALEX	E	12:56	18	2				2		1	0			2					
38	C	JOHANSSON, ANDREAS	E	3:12	5					1							1	1			
44	R	BROWN, ROB	E	16:40	23	1	3	2		6					1	2	2		1		
68	R	JAGR, JAROMIR	-1	23:50	22	1	2			3								1	4		
71	D	SLEGR, JIRI	E	24:05	28	1				1	1				2	4	3		2	2	
82	C	STRAKA, MARTIN	+1	27:23	27					2	2	6	25						2	1	
95	R	MOROZOV, ALEXEI	E	8:05	10	1				1	1							1	1		
		TEAM TOTALS	-6			14	10	4	2	30	16	33	33	50	6	12	23	11	19	18	

TOI=Time On Ice SHF=# of Shifts MS=Missed Shots FW=Faceoffs Won FL=Faceoffs Lost F%=Faceoff Win Percentage
PN=Number of Penalties PIM=Penalty Minutes HT=Hits Given TK=Takeaways GV=Giveaways BS=Blocked Shots

VISITOR



FLORIDA PANTHERS
Game 78 Away Game 39

Game Summary

Game 1009
Saturday, April 11, 1998
1:12 PM ET at Civic Arena
Attendance 14,127
FINAL

HOME



PITTSBURGH PENGUINS
Game 79 Home Game 39

SCORING SUMMARY

G	Per	Time	Team	Goal Scorer	Assist	Assist	FLA	PIT	STR
1	1	18:56	FLA	19 DVORAK	25 KOZLOV	22 CICCARELLI	19 2 22 24 25 34	4 10 14 23 35 68	EV
2	2	0:55	PIT	44 BROWN	24 MORAN		2 19 22 24 25 34	44 5 11 24 33 35	EV
3	2	19:12	PIT	4 HATCHER	68 JAGR	5 WERENKA	7 19 25 34 55	4 5 10 14 35 68	PP
4	3	8:35	PIT	11 KASPARAITIS	5 WERENKA	16 OLCZYK	3 17 28 34 51 55	11 5 16 35 82	SH
5	3	8:57	FLA	51 NEMIROVSKY	11 LINDSAY	9 MULLER	51 5 9 11 34 55	4 10 14 16 23 35	EV
6	3	17:48	FLA	55 JOVANOVSKI	22 CICCARELLI	19 DVORAK	55 5 19 22 25 34	5 11 24 33 35 44	EV

FLORIDA PANTHERS

#	Per	Time	Player	PIM	Penalty
1	1	10:26	11 LINDSAY	2:00	Hooking
2	1	12:44	24 SVEHLA	2:00	Roughing
3	1	12:44	25 KOZLOV	2:00	Roughing
4	2	3:03	15 GAGNER	2:00	Hooking
5	2	6:21	3 LAUS	2:00	Hi stick
6	2	13:29	28 WORRELL	10:00	Misconduct (10 min)
7	2	15:18	22 CICCARELLI	2:00	Holding - Obstruction
8	2	17:59	5 MURPHY	2:00	Hooking - Obstruction
9	3	19:37	24 SVEHLA	2:00	Cross check

PITTSBURGH PENGUINS

#	Per	Time	Player	PIM	Penalty
1	1	10:51	44 BROWN	2:00	Board check
2	1	12:44	29 WRIGHT	2:00	Roughing
3	2	10:48	5 WERENKA	2:00	Holding
4	3	6:37	71 SLEGR	2:00	Holding - Obstruction
5	3	18:39	71 SLEGR	2:00	Hi stick
6	4	3:44	16 OLCZYK	2:00	Board check

GOALS BY PER.

	FLA	PIT
1	1	0
2	0	2
3	2	1
4	0	0
T	3	3

SHOTS ON GOAL

	FLA	PIT
1	12	14
2	6	10
3	18	4
4	2	2
T	38	30

PENALTIES-MIN

	FLA	PIT
1	3-6	2-4
2	5-18	1-2
3	1-2	2-4
4	0-0	1-2
T	9-26	6-12

POWERPLAY (GOALS-OPP)

	FLA	PIT
1	0-1	0-2
2	0-1	1-4
3	0-2	0-0
4	0-1	0-1
T	0-5	1-7
Time	6:32	10:29

GOALIES (GOALS-SHOTS AGAINST)

		1	2	3	OT	T	Time
FLA	VANBIESBROUCK	0-14	2-10	1-4	0-2	3-30	64:56
PIT(T)	BARRASSO	1-12	0-6	2-18	0-2	3-38	65:00

THREE STARS

1	PIT	11	KASPARAITIS
2	PIT	35	BARRASSO
3	FLA	9	MULLER

by:

OFFICIALS

Referee:	Lance Roberts
Linesman:	Pierre Racicot
Linesman:	Ray Scapinello

VISITOR



TAMPA BAY LIGHTNING
Game 80 Away Game 40

Event Summary

Game 1032
Wednesday, April 15, 1998
7:18 PM ET at Civic Arena
Attendance 13,901
FINAL

HOME



PITTSBURGH PENGUINS
Game 80 Home Game 40

		TAMPA BAY LIGHTNING	+/-	TOI	SHF	SHOTS					MS	FW	FL	F%	PN	PIM	HT	TK	GV	BS
						1	2	3	OT	T										
1	G	BIERK, ZAC		0:00																
30	G	FITZPATRICK, MARK		60:00																
2	D	MCBAIN, MIKE	-1	18:33	19													2	2	
3	D	KUBINA, PAVEL	-3	20:46	23					1								1	1	
4	D	CROSS, CORY	-2	23:14	27	1		1		2									2	
6	D	WILKIE, DAVID	-1	15:56	17			1		1						1		1	2	
7	L	ZAMUNER, ROB	-2	17:46	20	1				1									1	
10	R	MCCARTHY, SANDY	E	17:38	16		1	2		3						1	1			
14	D	DYKHUIS, KARL	-1	20:03	22	1				1						2				
15	L	YSEBAERT, PAUL	-2	16:44	20	1				1	10	8	55	1	2				2	
16	C	TUCKER, DARCY	E	17:17	16	1	1			2	1	7	3	70				1	1	
17	L	PETERSON, BRENT	-1	15:49	17															
18	C	LANGKOW, DAYMOND	-2	17:45	18	2	1			3	1	9	9	50		1				
20	R	RENBERG, MIKAEL	-1	17:58	19	1		1		2								3		
21	R	HULL, JODY	-1	15:20	18		1			1										
33	D	RACINE, YVES	E	21:28	23											3			2	
34	R	ANDERSSON, MIKAEL	-2	20:29	22			1		1	2		2	0			1			
36	L	DEBRUSK, LOUIE	E	6:11	7									1	5				1	
62	R	NAZAROV, ANDREI	-1	7:41	8													1		
64	C	BONSIGNORE, JASON	-1	7:07	8							2	3	40						
		TEAM TOTALS	-21			8	4	6	0	18	5	28	25	53	2	7	8	2	9	14

		PITTSBURGH PENGUINS	+/-	TOI	SHF	SHOTS					MS	FW	FL	F%	PN	PIM	HT	TK	GV	BS
						1	2	3	OT	T										
31	G	WREGGET, KEN		0:00																
35	G	BARRASSO, TOM		60:00																
2	D	TAMER, CHRIS	+1	17:26	18						1				1	5				2
4	D	HATCHER, KEVIN	+1	20:58	23	1	1			2	2					1				
5	D	WERENKA, BRAD	+1	19:11	25			1		1	1						1		2	
10	C	FRANCIS, RON	+2	19:49	22		1	1		2	3	7	9	43					1	
11	D	KASPARAITIS, DARIUS	+2	20:32	25											4		1	3	
14	C	BARNES, STU	+2	20:33	24		3	1		4		7	4	63	1	2	2		1	
16	R	OLCZYK, ED	+1	10:12	13			1		1		2	2	50		1		1		
20	C	LANG, ROBERT	+1	15:48	17		2			2		3	4	42						
23	D	OLAUSON, FREDRIK	+2	21:53	25	1	1			2	1								1	
24	R	MORAN, IAN	+1	16:30	21	1	2			3		5	3	62				1	1	
29	C	WRIGHT, TYLER	E	6:38	8							1	4	20				1		
33	L	HICKS, ALEX	+1	14:54	18	1	1	1		3					1	2	3		1	
42	D	GRONMAN, TUOMAS	-1	0:28	2														1	
44	R	BROWN, ROB	+1	15:27	17		3	1		4	1					1	2			
68	R	JAGR, JAROMIR	+2	22:47	25	1	1	2		4	3						1	1		
71	D	SLEGR, JIRI	+2	19:34	21						1				1	2		1		
82	C	STRAKA, MARTIN	+1	18:58	19	1				1	2		2	0		1		1	3	
95	R	MOROZOV, ALEXEI	E	11:52	13	1				1								3		
		TEAM TOTALS	20			7	15	8	0	30	15	25	28	47	4	11	11	7	11	14

TOI=Time On Ice SHF=# of Shifts MS=Missed Shots FW=Faceoffs Won FL=Faceoffs Lost F%=Faceoff Win Percentage
PN=Number of Penalties PIM=Penalty Minutes HT=Hits Given TK=Takeaways GV=Giveaways BS=Blocked Shots

VISITOR



TAMPA BAY LIGHTNING
Game 80 Away Game 40

Game Summary

Game 1032
Wednesday, April 15, 1998
7:18 PM ET at Civic Arena
Attendance 13,901
FINAL

HOME



PITTSBURGH PENGUINS
Game 80 Home Game 40

SCORING SUMMARY

G	Per	Time	Team	Goal Scorer	Assist	Assist	T.B	PIT	STR
1	1	4:35	T.B	20 RENBERG	21 HULL		20 14 21 30 33	4 10 14 35 42 68	SH
2	1	16:22	PIT	82 STRAKA	20 LANG	16 OLCZYK	6 7 14 15 21 30	82 2 4 16 20 35	EV
3	2	0:19	PIT	14 BARNES	10 FRANCIS	68 JAGR	3 4 7 15 21 30	14 10 23 35 68 71	EV
4	3	3:10	PIT	10 FRANCIS	68 JAGR		3 4 18 20 30 34	10 14 23 35 68 71	EV
5	3	11:08	PIT	33 HICKS	44 BROWN		2 18 20 30 33 34	33 5 11 24 35 44	EV
6	3	19:00	PIT	68 JAGR	10 FRANCIS	4 HATCHER	3 14 17 30 62 64	68 4 10 11 14 35	EV

TAMPA BAY LIGHTNING

#	Per	Time	Player	PIM	Penalty
1	1	3:37	15 YSEBAERT	2:00	Hooking
2	3	14:49	36 DEBRUSK	5:00	Fighting (maj)

PITTSBURGH PENGUINS

#	Per	Time	Player	PIM	Penalty
1	1	17:05	71 SLEGR	2:00	Elbowing
2	2	10:02	14 BARNES	2:00	Interference - Obstruction
3	3	12:30	33 HICKS	2:00	Delay of game
4	3	14:49	2 TAMER	5:00	Fighting (maj)

GOALS BY PER.

	T.B	PIT
1	1	1
2	0	1
3	0	3
T	1	5

SHOTS ON GOAL

	T.B	PIT
1	8	7
2	4	15
3	6	8
T	18	30

PENALTIES-MIN

	T.B	PIT
1	1-2	1-2
2	0-0	1-2
3	1-5	2-7
T	2-7	4-11

POWERPLAY (GOALS-OPP)

	T.B	PIT
1	0-1	0-1
2	0-1	0-0
3	0-1	0-0
T	0-3	0-1
Time	6:00	2:00

GOALIES (GOALS-SHOTS AGAINST)

	1	2	3	T	Time
T.B(L) FITZPATRICK	1-7	1-15	3-8	5-30	60:00
PIT(W) BARRASSO	1-8	0-4	0-6	1-18	60:00

THREE STARS

1	PIT	68	JAGR
2	PIT	10	FRANCIS
3	PIT	82	STRAKA

by:

OFFICIALS

Referee: Dennis Larue
Linesman: Tim Nowak
Linesman: Mark Pare

VISITOR



PITTSBURGH PENGUINS
Game 81 Away Game 41

Event Summary

Game 1041
Thursday, April 16, 1998
7:30 PM ET at Greensboro Coliseum
Attendance 10,515
FINAL

HOME



CAROLINA HURRICANES
Game 80 Home Game 40

		PITTSBURGH PENGUINS	+/-	TOI	SHF	SHOTS				T	MS	FW	FL	F%	PN	PIM	HT	TK	GV	BS
						1	2	3	OT											
1	G	SKUDRA, PETER		0:00																
31	G	WREGGET, KEN		60:00													2			2
2	D	TAMER, CHRIS	+1	20:42	25					1								1		1
5	D	WERENKA, BRAD	E	22:12	27		1			1									1	3
11	D	KASPARAITIS, DARIUS	E	19:41	24	1				1										
15	C	DOMÉ, ROBERT	E	12:58	15	1				2		3	4	42	1	2	2			
16	R	OLCZYK, ED	-1	18:58	25	2				2							2			
18	L	VALK, GARRY	E	12:41	16					2		2	12	14			1	1		
20	C	LANG, ROBERT	+1	15:37	22	1		1		2										
23	D	OLAUSSON, FREDRIK	E	18:41	24			2		2		7	4	83					1	
24	R	MORAN, IAN	E	14:01	20			2		3	2	7	10	41	1	2			1	1
29	C	WRIGHT, TYLER	E	18:49	23	1	1	1		1										
33	L	HICKS, ALEX	E	3:58	5	1				1					1	2				1
38	C	JOHANSSON, ANDREAS	E	12:28	18					1										2
42	D	GRONMAN, TUOMAS	-1	17:12	24		1	1		2	1				1	2	1			1
44	R	BROWN, ROB	-1	14:10	18	1	3	2		6	1		8	11						
57	R	FERRARO, CHRIS	E	13:12	15	1	1			2	2				1	2				3
71	D	SLEGR, JIRI	E	22:59	28			2		2	2									2
82	C	STRAKA, MARTIN	E	16:48	23	1				1		2	4	33					1	1
95	R	MOROZOV, ALEXEI	+1	14:28	21	2	1	1		4	1				1	2			1	1
		TEAM TOTALS	E			12	8	10	0	30	13	22	42	34	6	12	6	7	2	18

		CAROLINA HURRICANES	+/-	TOI	SHF	SHOTS				T	MS	FW	FL	F%	PN	PIM	HT	TK	GV	BS
						1	2	3	OT											
30	G	FOUNTAIN, MICHAEL		60:00																
39	G	JABLONSKI, PAT		0:00														1		
2	D	WESLEY, GLEN	E	18:38	22					1										
4	D	PRATT, NOLAN	E	20:30	22					1					1	2				2
6	D	BURT, ADAM	E	22:00	19			1		2					1	2	9			1
7	D	LESCHYSHYN, CURTIS	E	18:57	22					1					1	2	2	1		3
11	R	DINEEN, KEVIN	E	15:48	14					1							6			
12	R	RICE, STEVEN	E	10:02	13					1							1	1		
14	D	HALKO, STEVEN	+1	18:02	20			1		1										
18	R	KRON, ROBERT	E	17:21	17	4		5		9	1	14	8	70	1	2			1	
19	R	EMERSON, NELSON	-1	13:27	19	2		1		3	2						2			1
23	L	GELINAS, MARTIN	E	16:49	17	1	1			2					1	2				
24	R	KAPANEN, SAMI	E	16:54	17	1				1	2									1
28	L	RANHEIM, PAUL	E	18:48	21			1		1					1	2				1
32	L	GRIMSON, STU	E	9:25	10								1	0			2			2
33	L	BATTAGLIA, JON	E	10:48	12							9	3	75						
34	C	MARTINS, STEVE	E	11:28	12					1	1	6	5	54			2			
44	C	MANDERVILLE, KENT	E	15:30	19			1		1										
46	D	RUCINSKI, MIKE	-1	13:28	17			2	3	5		13	7	65					2	1
55	C	PRIMEAU, KEITH	E	19:16	18					5										
		TEAM TOTALS	-1			8	4	13	0	25	10	42	32	88	6	12	22	6	5	6

TOI = Time On Ice SHF = # of Shifts MS = Missed Shots FW = Faceoffs Won FL = Faceoffs Lost F% = Faceoff Win Percentage
PN = Number of Penalties PIM = Penalty Minutes HT = Hits Given TK = Takeaways GV = Giveaways BS = Blocked Shots

This NHL Game Report is provided courtesy of the NHL to members of the media for their exclusive use for news and editorial purposes only and not for any commercial purpose. Any use or distribution of this material for a commercial purpose without the express written permission of the NHL is prohibited.

VISITOR

Game Summary

Game 1041
Thursday, April 16, 1998
7:30 PM ET at Greensboro Coliseum
Attendance 10,515
FINAL



CAROLINA HURRICANES
 Game 80 Home Game 40

PITTSBURGH PENGUINS
 Game 81 Away Game 41

SCORING SUMMARY

G	Per	Time	Team	Goal Scorer	Assist	Assist	PIT	CAR	STR
1	2	1:59	CAR	23 GELINAS	55 PRIMEAU		16 31 42 44 71 82	23 2 14 30 55	SH
2	2	3:07	PIT	44 BROWN	71 SLEGR	42 GRONMAN	44 16 31 42 71 82	2 8 30 55	PP
3	2	4:29	PIT	44 BROWN	20 LANG	42 GRONMAN	44 16 20 29 31 42	4 6 30 44	PP
4	2	5:58	PIT	95 MOROZOV	20 LANG	2 TAMER	95 2 11 20 31 82	7 14 24 33 38	PP
5	3	5:25	PIT	20 LANG	82 STRAKA	95 MOROZOV	20 2 31 71 82 95	2 19 23 30 48 55	EV

PITTSBURGH PENGUINS

#	Per	Time	Player	PIM	Penalty
1	1	18:10	16 OLOZYK	2:00	Holding stick - Obstruction
2	2	7:13	38 JOHANSSON	2:00	Slashing
3	2	18:58	44 BROWN	2:00	Hooking
4	3	1:17	95 MOROZOV	2:00	Holding stick - Obstruction
5	3	8:32	29 WRIGHT	2:00	Hooking - Obstruction
6	3	8:52	71 SLEGR	2:00	Holding stick - Obstruction

CAROLINA HURRICANES

#	Per	Time	Player	PIM	Penalty
1	1	8:36	32 GRIMSON	2:00	Tripping
2	2	1:11	24 KAPANEN	2:00	Slashing
3	2	3:01	7 LESCHYSHYN	2:00	Cross check
4	2	4:01	18 KRON	2:00	Hooking
5	2	14:39	6 BURT	2:00	Hooking
6	3	16:43	11 DINEEN	2:00	Holding stick - Obstruction

GOALS BY PER.

	PIT	CAR
1	0	0
2	3	1
3	1	0
T	4	1

SHOTS ON GOAL

	PIT	CAR
1	12	8
2	8	4
3	10	13
T	30	25

PENALTIES-MIN

	PIT	CAR
1	1-2	1-2
2	2-4	4-8
3	3-6	1-2
T	6-12	6-12

POWERPLAY (GOALS-OPP)

	PIT	CAR
1	0-1	0-1
2	3-4	0-2
3	0-1	0-3
T	3-6	0-6
Time	11:22	12:00

GOALIES (GOALS-SHOTS AGAINST)

	1	2	3	T	Time
PIT(W) WREGGET	0-8	1-4	0-13	1-25	60:00
CAR(L) FOUNTAIN	0-12	3-8	1-10	4-30	60:00

THREE STARS

- 1 PIT 44 BROWN
 - 2 PIT 95 MOROZOV
 - 3 PIT 20 LANG
- by: N A

OFFICIALS

Referee: Bernard Degrace
 Linesmen: Gordon Brooker
 Tim Newkirk

VISITOR



BOSTON BRUINS
Game 81 Away Game 41

Event Summary

Game 1051
Saturday, April 18, 1998
3:00 PM ET at Civic Arena
Attendance 14,772
FINAL

HOME



PITTSBURGH PENGUINS
Game 82 Home Game 41

		BOSTON BRUINS	+/-	TOI	SHF	SHOTS					MS	FW	FL	F%	PN	PIM	HT	TK	GV	BS
						1	2	3	OT	T										
34	G	DAFOE, BYRON		32:01																
35	G	TALLAS, ROBBIE		27:48																
10	R	MANN, CAMERON	E	8:00	10					1										
11	R	AXELSSON, PER	-1	16:14	21		1			2								1		
12	C	KHRISTICH, DMITRI	-1	15:04	15						1		100							
14	L	SAMSONOV, SERGEI	-1	12:46	12		1	1		2	1									
18	D	MCLAREN, KYLE	-1	19:30	21	1		1		2	1					2		1	1	
19	L	DIMAIO, ROB	-1	17:51	21											2		1	1	
20	D	VAN IMPE, DARREN	-2	17:21	15													1	3	
21	L	DONATO, TED	-1	12:49	15		2			2	1	2	2	50				1	1	
22	L	BAUMGARTNER, KEN	E	5:55	9			1		1	1			3	6					
23	R	HEINZE, STEVE	-2	17:39	19		3	1		4	4			1	2					
25	D	GILL, HAL	-1	18:46	22			1		1	1			1	2		1		2	
26	C	TAYLOR, TIM	-1	17:15	22						6	6	50			2		1		
33	R	CARTER, ANSON	-2	15:47	16	1	1			2		1	1	50						
36	D	LEDYARD, GRANT	-1	21:27	22	1	1			2				1	2	1				
41	C	ALLISON, JASON	E	17:34	15			1	1	2		12	5	70				2		
42	C	SULLIVAN, MIKE	-2	12:23	16						1	10	3	76				1	3	
44	D	ELLETT, DAVE	-2	19:41	17			2		2						2			1	
77	D	BOURQUE, RAY	-1	24:25	22						1			1	2					
		TEAM TOTALS	-20			3	10	8	0	21	14	32	17	65	7	14	9	2	8	12

		PITTSBURGH PENGUINS	+/-	TOI	SHF	SHOTS					MS	FW	FL	F%	PN	PIM	HT	TK	GV	BS
						1	2	3	OT	T										
31	G	WREGGET, KEN		0:00																
35	G	BARRASSO, TOM		59:54																1
2	D	TAMER, CHRIS	+1	19:02	20	1		1		2				1	10	2				
4	D	HATCHER, KEVIN	+2	19:58	22		2	1		3	2									1
5	D	WERENKA, BRAD	+1	20:59	21		1			1	1			2	4			1		3
10	C	FRANCIS, RON	+1	20:58	21	1	2	1		4	2	3	2	60			1			
11	D	KASPARAITIS, DARIUS	E	17:57	21											3		1	2	
14	C	BARNES, STU	+1	21:44	24	2		1		3		4	9	30				2		
16	R	OLCZYK, ED	E	10:48	17						1		100							
18	L	VALK, GARRY	E	8:55	11			1		1				1	2	1				
20	C	LANG, ROBERT	+3	15:36	18	1	2	1		4		3	8	27			1			
24	R	MORAN, IAN	E	11:45	15	1				1		4	7	36				1		2
29	C	WRIGHT, TYLER	E	11:24	16	1				1		2	6	25	1	2	2			1
38	C	JOHANSSON, ANDREAS	E	8:40	14			1		1							2			
42	D	GRONMAN, TUOMAS	+2	20:26	21												2			4
44	R	BROWN, ROB	E	13:59	13												4		1	
68	R	JAGR, JAROMIR	+1	22:25	20	2				2	2			1	2			1	2	
71	D	SLEGR, JIRI	+2	21:08	24		1			1							2	1	2	
82	C	STRAKA, MARTIN	+3	18:14	22	2	1	1		4							1	1		
95	R	MOROZOV, ALEXEI	+3	10:04	14	1		1		2									1	2
		TEAM TOTALS	20			12	10	8	0	30	7	17	32	35	6	20	21	7	8	15

TOI=Time On Ice SHF=# of Shifts MS=Missed Shots FW=Faceoffs Won FL=Faceoffs Lost F%=Faceoff Win Percentage
PN=Number of Penalties PIM=Penalty Minutes HT=Hits Given TK=Takeaways GV=Giveaways BS=Blocked Shots

VISITOR

HOME



BOSTON BRUINS
Game 81 Away Game

Game Summary

Game 1051
Saturday, April 18, 1998
3:00 PM ET at Civic Arena
Attendance 14,772
FINAL



PITTSBURGH PENGUINS
Game 82 Home Game 41

SCORING SUMMARY

G	Per	Time	Team	Goal Scorer	Assist	Assist	BOS	PIT	STR
1	1	11:04	PIT	82 STRAKA	20 LANG	95 MOROZOV	18 23 33 34 36 42	82 2 4 20 35 95	EV
2	1	13:31	PIT	68 JAGR	Unassisted		11 19 25 26 34 77	68 10 14 35 42 71	EV
3	2	12:01	PIT	82 STRAKA	20 LANG		12 14 20 21 34 44	82 5 20 35 42 95	EV
4	2	16:16	PIT	4 HATCHER	10 FRANCIS	68 JAGR	25 26 35 77	4 10 16 20 35 68	PP
5	2	19:49	BOS	23 HEINZE	12 KHRISTICH		23 12 33 35 41 77	2 24 35 71 82	PP
6	3	7:44	BOS	41 ALLISON	36 LEDYARD	77 BOURQUE	41 12 14 35 36 77	4 11 24 35 82	PP
7	3	9:52	PIT	82 STRAKA	95 MOROZOV	20 LANG	20 23 33 35 42 44	82 4 20 35 71 95	EV

BOSTON BRUINS

#	Per	Time	Player	PIM	Penalty
1	1	7:53	77 BOURQUE	2:00	Cross check
2	2	8:53	23 HEINZE	2:00	Hooking - Obstruction
3	2	14:28	22 BAUMGARTNEF	2:00	Roughing
4	2	15:44	36 LEDYARD	2:00	Slashing
5	3	3:39	23 GILL	2:00	Hooking
6	3	20:00	22 BAUMGARTNEF	2:00	Roughing
7	3	20:00	22 BAUMGARTNEF	2:00	Elbowing

PITTSBURGH PENGUINS

#	Per	Time	Player	PIM	Penalty
1	1	0:18	68 JAGR	2:00	Hi stick
2	2	5:16	5 WERENKA	2:00	Interference - Obstruction
3	2	19:22	18 VALK	2:00	Hooking - Obstruction
4	3	7:08	5 WERENKA	2:00	Holding stick - Obstruction
5	3	20:00	29 WRIGHT	2:00	Roughing
6	3	20:00	2 TAMER	10:00	Misconduct (10 min)

GOALS BY PER.

	BOS	PIT
1	0	2
2	1	2
3	1	1
T	2	5

SHOTS ON GOAL

	BOS	PIT
1	3	12
2	10	10
3	8	8
T	21	30

PENALTIES-MIN

	BOS	PIT
1	1-2	1-2
2	3-6	2-4
3	3-6	3-14
T	7-14	6-20

POWERPLAY (GOALS-OPP)

	BOS	PIT
1	0-1	0-1
2	1-2	1-3
3	1-1	0-1
T	2-4	1-5
Time	5:03	9:48

GOALIES (GOALS-SHOTS AGAINST)

	1	2	3	T	Time
BOS(L) DAFOE	2-12	1-7	0-0	3-19	32:01
BOS TALLAS	0-0	1-3	1-8	2-11	27:48
PIT(W) BARRASSO	0-3	1-10	1-8	2-21	59:54

THREE STARS

1 PIT	82 STRAKA
2 PIT	20 LANG
3 PIT	68 JAGR

by:

OFFICIALS

Referee: Paul Devorski
Linesman: Danny McCourt
Linesman: Mark Pare