

OCTOBER / 77

SUN	MON	TUES	WEDS	THURS	FRI	SAT
						1
2	3	4	5	6	7	8
9	10	11	12 STL	13	14 WASH	15 PHIL
16	17	18	19 NYR	20 PHIL	21	22 ATL
23 CLEV	24	25	26 DET	27	28	29 BOS
30	31					

NOVEMBER / 77

SUN	MON	TUES	WEDS	THURS	FRI	SAT
		1	2 DET	3	4 ATL	5 NYI
6	7	8	9 CLEV	10	11	12 CHI
13 BUFF	14	15	16 MINN	17	18	19 NYR
20	21	22 VAN	23	24 LA	25	26 NYI
27	28	29 MTL	30 DET			

DECEMBER / 77

SUN	MON	TUES	WEDS	THURS	FRI	SAT
				1	2	3 BUF
4 WASH	5	6 COLO	7	8 LA	9	10 BOS
11 ATL	12	13	14 STL	15	16	17 MTL
18	19	20	21	22 BUFF	23 TOR	24
25	26 TOR	27	28 WASH	29 MTL	30	31 CLEV

JANUARY / 78

SUN	MON	TUES	WEDS	THURS	FRI	SAT
1	2 WASH	3	4 VAN	5	6	7 LA
8	9 NYR	10	11 MTL	12 PHIL	13	14 CLEV
15	16	17	18 ATL	19	20	21 WASH
22 NYR	23	24	25	26 DET	27	28 BUFF
29 BOS	30	31				

FEBRUARY / 78

SUN	MON	TUES	WEDS	THURS	FRI	SAT
			1 MINN	2	3	4 BOS
5	6	7 COLO	8	9	10	11 LA
12	13	14 CHI	15	16	17	18 LA
19 CHI	20	21 STL	22 STL	23	24	25 PHIL
26 BUFF	27	28				

MARCH / 78

SUN	MON	TUES	WEDS	THURS	FRI	SAT
			1 MTL	2	3	4 NYI
5 NYI	6	7	8 COLO	9	10	11 VAN
12 TOR	13	14 LA	15 VAN	16	17	18 TOR
19 CHI	20	21 MINN	22 COLO	23	24	25 DET
26	27	28	29 MTL	30 BOS	31	

APRIL / 78


SUN	MON	TUES	WEDS	THURS	FRI	SAT
						1
2	3 TOR	4	5 MINN	6 DET	7	8 WASH
9 CLEV	10	11	12	13	14	15


AWAY


HOME

Starting Time: Sat. 8:05 / Week Nites & Sun. 7:35 / ** Matinee 2:35

All Games – Home & Away on KDKA Radio (1020 AM)

 Televised Game on WPGH-TV (Channel 53)



 **PITTSBURGH**
Penguins

1977/78

PENGUINS 1977-78 HOME SCHEDULE

DAY	DATE	OPPONENT	TIME
Wednesday	October 12	St. Louis	7:35
Saturday	October 15	Philadelphia	8:05
Saturday	October 22	Atlanta	8:05
Wednesday	October 26	Detroit	7:35
Saturday	October 29	Boston	8:05
Wednesday	November 9	Cleveland	7:35
Saturday	November 12	Chicago	8:05
Saturday	November 19	NY Rangers	8:05
Saturday	November 26	NY Islanders	8:05
Wednesday	November 30	Detroit	7:35
Saturday	December 3	Buffalo	8:05
Thursday	December 8	Los Angeles	7:35
Sunday	December 11	Atlanta	7:35
Saturday	December 17	Montreal	8:05
Friday	December 23	Toronto	7:35
Wednesday	December 28	Washington	7:35
Saturday	December 31	Cleveland	7:05
Wednesday	January 4	Vancouver	7:35
Saturday	January 7	Los Angeles	8:05
Wednesday	January 11	Montreal	7:35
Saturday	January 14	Cleveland	8:05
Saturday	January 21	Washington	8:05
Sunday	January 22	NY Rangers	7:35
Saturday	January 28	Buffalo	8:05
Wednesday	February 1	Minnesota	7:35
Saturday	February 4	Boston	8:05
Tuesday	February 14	Chicago	7:35
Saturday	February 18	Los Angeles	8:05
Wednesday	February 22	St. Louis	7:35
Saturday	February 25	Philadelphia	8:05
Wednesday	March 1	Montreal	7:35
Sunday	March 5	NY Islanders	2:35
Wednesday	March 8	Colorado	7:35
Saturday	March 11	Vancouver	8:05
Sunday	March 12	Toronto	7:35
Wednesday	March 22	Colorado	7:35
Saturday	March 25	Detroit	8:05
Monday	April 3	Toronto	8:05
Wednesday	April 5	Minnesota	7:35
Saturday	April 8	Washington	8:05

Ticket Prices — \$9.50, \$8.50, \$7.50, \$5.75 & \$4.75

All games home and away are broadcast on KDKA Radio (1020 AM)

PITTSBURGH *Penguins* 1977-78

FACT BOOK

Published by: Pittsburgh Penguins, Inc.

EDITOR: Terry Schiffhauer

ASSISTANT EDITOR: Cindy Himes

PHOTOS: Paul Salva

\$2.00

ALBERT A. SAVILL
Chairman of the Board



Mr. Savill is president and chief executive officer of KMS Mortgage and Investment Company, a mortgage company operating nationally out of Columbus, Ohio.

He began his business career in the City Mortgage Loan Department of John Hancock Mutual Life Insurance Company of Boston, Massachusetts, in January, 1935. In 1950 he accepted a position as executive vice president of a mortgage company in Gary, Indiana.

In 1953, Mr. Savill established the Savill-Mehaffey Mortgage Company in Indianapolis, which became the largest mortgage company in Indiana. The American Fletcher National Bank and Trust Company of Indianapolis purchased the Savill-Mehaffey Mortgage Company in 1964, and it became the mortgage banking and servicing division of American Fletcher National Bank with Mr. Savill in charge. He was made an executive vice president of American Fletcher in 1967.

In 1969, the division became the American Fletcher Mortgage Company with Mr. Savill as president. When he left AFMC, the company ranked 20th nationally among mortgage banking firms with \$600 million in mortgage servicing.

Mr. Savill formed KMS Mortgage and Investment Company in Columbus, Ohio, in May, 1971. He is also on the board of directors of Central Supply Company, Indianapolis, and Major Realty Corporation, Orlando, Florida. He is president and sole owner of the Dayton Owls, Dayton, Ohio, of the International Hockey League.

Mr. Savill was the first president of the Indiana Mortgage Bankers, Inc. He is also past president of the Indianapolis Mortgage Bankers Association and served on the board of governors of the Mortgage Bankers Association of America for four years. He is a member of the Columbus area and Indianapolis Chambers of Commerce, the Urban Land League and Indianapolis Real Estate Board.

His social and fraternal memberships include the Country Club at Indianapolis, Scioto Country Club, Worthington Hills Country Club, the Muirfield Golf Club, Indianapolis Athletic Club and the Masonic Scottish Rite and Shrine Orders.

Mr. Savill was born in 1918 in England and grew up in Boston, Massachusetts.

OTTO N. FRENZEL III
Secretary-Treasurer



Otto N. Frenzel is chairman of the board for Merchants National Bank and Trust Company of Indianapolis, Indiana. He joined the bank in 1956 and served in various departments of the bank before being elected to the board of directors in January, 1965.

Mr. Frenzel was elected executive vice president in 1965 and in January, 1970, was elected president of Merchants Bank. In November, 1972, he was elected chairman of the board of the bank. He is the sixth member of the Frenzel family to serve Merchants as a chief executive officer.

Mr. Frenzel is a 1954 graduate of the Wharton School of Finance and Commerce, University of Pennsylvania. He served two years with the United States Air Force and achieved the rank of first lieutenant.

He is currently a member of the Communications Committee of the American Bankers Association, is on the Legislative Committee of the Indiana Bankers Association and is a member of the Reserve City Bankers Association.

Mr. Frenzel is a director of the following organizations: Merchants National Corporation; Indianapolis Water Company; Indiana Gas Company, Inc.; Altamil Corporation; Stokely-Van Camp, Inc.; Danville State Bank; Farmers State Bank, Zionsville; Union State Bank, Carmel; Community Hospital of Indianapolis; American United Life Insurance Company. He is also a trustee of Butler University.

PITTSBURGH PENGUINS

Phone: (412) 434-8911

TWX 710-664-3081

Civic Arena
Gate #7
Pittsburgh, Pennsylvania 15219

<i>Chairman of the Board</i>	Albert A. Savill
<i>Secretary-Treasurer</i>	Otto N. Frenzel III
<i>General Manager</i>	Baz Bastien
<i>Coach</i>	Johnny Wilson
<i>Director of Player Personnel</i>	Ken Schinkel
<i>Chief Scout</i>	Clare Rothermal
<i>Director of Press Relations</i>	Terry Schiffhauer
<i>Director of Sales & Marketing</i>	Jim McDonald
<i>Ticket Manager</i>	Tom Wood
<i>Trainer</i>	Steve Thomas
<i>Equipment Manager</i>	John Doolan
<i>Team Physicians</i>	Dr. Chuck Stone, Dr. Russ Leslie, Dr. H. L. Dameshak, Dr. Larry Ellis
<i>Team Dentist</i>	Dr. Conrad Nagle
<i>Executive Offices</i>	Civic Arena, Gate #7
<i>Home Ice</i>	Civic Arena
<i>Seating Capacity</i>	16,033
<i>Location of Press Box</i>	East side of building
<i>Dimensions of Rink</i>	200 feet by 85 feet
<i>Ends of Rink</i>	Herculite extends above boards all around rink
<i>Nickname</i>	Penguins
<i>Club Colors</i>	Light Blue, Dark Blue & White
<i>Uniforms</i>	Home: White base trimmed with light blue and navy blue Away: Light blue base trimmed with white and navy blue
<i>Club Trains at</i>	Pittsburgh, Pa.
<i>Radio Station</i>	KDKA (1020 AM)
<i>Play-by-Play Announcer</i>	Mike Lange
<i>Television Station</i>	WPGH-TV (53)
<i>Announcers</i>	Bob Prince & Terry Schiffhauer

BAZ BASTIEN
General Manager



Baz Bastien begins his first full season as General Manager of the Pittsburgh Penguins and his shrewd dealing has already brought some new faces to the lineup. Following the resignation of Ken Schinkel as coach, Baz was able to obtain the popular Johnny Wilson to come to Pittsburgh from Colorado and turn down several other coaching offers. During the Amateur Draft he selected forwards Jim Hamilton and Kim Davis and signed them to contracts. When injuries and problems beset the Pens in training camp, Baz obtained Brian Spencer and Bob Paradise through trades. Baz was a standout goaltender in his own time from 1945-49, but an accident in training camp caused him to lose an eye and thus end a very promising career with Toronto.

He became coach and general manager of the old Pittsburgh Hornets and guided them to three championships including the final year in Pittsburgh 1966-67. For his efforts, Baz was named the recipient of the prestigious Dapper Dan Award as Pittsburgh's most significant sports personality. He is also the first member of the hockey world to be inducted into the Pennsylvania Sports Hall of Fame. He is considered an excellent judge of talent and hopes to put together a winning combination in Pittsburgh and bring a Stanley Cup to Pittsburgh, to go along with his Calder Cup trophies.

JOHNNY WILSON
Coach



Johnny Wilson becomes the fifth coach in Pittsburgh history and for the first time since 1969, takes over right from the first day of training camp.

The 48-year old native of Kincardine, Ontario played 11 seasons in the National Hockey League with Detroit, Chicago, Toronto and the New York Rangers before retiring in 1962. At one time, he held the NHL record for most consecutive games played, 580, and earned the nickname of "Iron Man".

Johnny and his brother Larry, who coached Detroit last year, were outstanding junior players in Windsor, Ontario. Johnny turned pro in 1949 with Omaha of the defunct United States Hockey League and averaged better than a point a game and scored 41 goals. At the end of the season he moved up to the parent Detroit club and was a member of the Stanley Cup winning team, the first of four title winning clubs that he was a member.

He was traded to Chicago in 1955 and back to Detroit in 1957. He went to Toronto in 1959 and wound up in New York in 1960 in a deal for Eddie Shack. From 1952 through 1960 he played in all 70 games each season.

In 1963, he began coaching with the Ottawa Montagnards and led them to the division title and unbeaten through a 12-game European tour. That was his first trip overseas and gave him ideas on training and conditioning players.

From 1964 through 1966, he coached at Princeton University where his best player was a freshman named Syl Apps.

The lure of coaching a professional team took him to the Springfield Kings in 1966 through 1969. During the 1969-70 season, he was called upon by Los Angeles to replace Hal Laycoe after the Kings won only 5 of their first 25 games. Larry Regan replaced Johnny at the start of the next season and Wilson returned to Springfield. The Kings had to win a special playoff game that went into overtime to make the playoffs, but once there, they went on to beat Montreal, Cleveland and Providence for the Calder Cup.

In 1971-72 he started with Tidewater of the AHL, but was called up to replace Doug Barkley with Detroit. He missed making the playoffs in the final week of the season and again the next year, but still provided Detroit with a winning record, something they haven't had since his departure.

Johnny was replaced in Detroit and went to work one year as Cliff Fletcher's assistant in Atlanta. The chance to coach again in Detroit brought him back with the Michigan Stags of the World Hockey Association. The Stags finished up in Baltimore and disbanded. Then came a year with Cleveland (WHA) before returning to the NHL last year with Colorado. With limited talent and hard work, Johnny kept the Rockies in the thick of a playoff berth until the end and improved their record by 18 points.

His work was finally recognized nationally when he took players from non-playoff teams and early eliminated clubs and turned them into a cohesive unit in Vienna, Austria. Twice Team Canada knocked off eventual winner Czechoslovakia, only to get soundly whipped by Russia because of an overwhelming hatred for the Russians and abandonment of their style of play that proved to be successful.

Johnny turned down several other coaching offers before coming to Pittsburgh.

His early approach to training camp immediately earned respect from the players. He works them hard and is demanding of a total effort. If ever the right man for the right team has been created, then Johnny Wilson is the answer for the Pittsburgh Penguins.

Johnny and his wife Pat, are the parents of two children, John Kelly (19) and Tracy Ann (14).

PROFESSIONAL PLAYING RECORD

SEASON	TEAM	LEA	Regular Season					Playoffs				
			GP	G	A	PTS	PIM	GP	G	A	PTS	PIM
1949-50	Omaha	USHL	70	41	39	80	46	7	2	5	7	4
1949-50	Detroit**	NHL	1	0	0	0	0	8	0	1	1	0
1950-51	Indianapolis	AHL	70	34	21	55	48	3	1	0	1	4
1950-51	Detroit	NHL	**	**	**	**	**	1	0	0	0	0
1951-52	Indianapolis	AHL	42	25	14	39	16	*	*	*	*	*
1951-52	Detroit**	NHL	28	4	5	9	18	8	4	1	5	5
1952-53	Detroit	NHL	70	23	19	42	22	6	2	5	7	0
1953-54	Detroit**	NHL	70	17	17	34	22	12	3	0	3	0
1954-55	Detroit**	NHL	70	12	15	27	14	11	0	1	1	0
1955-56	Chicago	NHL	70	24	9	33	12	*	*	*	*	*
1956-57	Chicago	NHL	70	18	30	48	24	*	*	*	*	*
1957-58	Detroit	NHL	70	12	27	39	13	4	2	1	3	0
1958-59	Detroit	NHL	70	11	17	28	18	*	*	*	*	*
1959-60	Toronto	NHL	70	15	16	31	8	10	1	2	3	2
1960-61	Rochester	AHL	2	2	2	4	0	*	*	*	*	*
1960-61	Toronto	NHL	3	0	1	1	0	*	*	*	*	*
1960-61	New York	NHL	56	14	12	26	24	*	*	*	*	*
1961-62	New York	NHL	40	11	3	14	14	6	2	2	4	4
NHL TOTALS			688	161	171	332	190	66	14	13	27	11

** - Member of Stanley Cup Championship team - 1949-50, 1951-52, 1953-54 & 1954-55

RECORD — YEAR BY YEAR

YEAR	GP	W	L	T	PTS	GF	GA	FINISH
1976-77	80	34	33	13	81	240	252	Third*
1975-76	80	35	33	12	82	339	303	Third*
1974-75	80	37	28	15	89	326	289	Third*
1973-74	78	28	41	9	65	242	273	Fifth
1972-73	78	32	37	9	73	257	265	Fifth
1971-72	78	26	38	14	66	220	258	Fourth*
1970-71	78	21	37	20	62	221	240	Sixth
1969-70	78	26	38	12	64	182	238	Second*
1968-69	76	20	45	11	51	189	252	Fifth
1967-68	74	27	34	13	67	195	216	Fifth
TOTAL	778	286	364	128	700	2411	2586	

*Qualified for Stanley Cup Playoffs

HOME RECORD

YEAR	GP	W	L	T	PTS	GF	GA
1976-77	40	22	12	6	50	139	119
1975-76	40	23	11	6	52	196	137
1974-75	40	25	5	10	60	192	113
1973-74	39	15	18	6	36	124	116
1972-73	39	24	11	4	52	150	104
1971-72	39	18	15	6	42	132	125
1970-71	39	18	12	9	45	126	92
1969-70	38	17	13	8	42	105	108
1968-69	38	12	20	6	30	99	113
1967-68	37	15	12	10	40	115	101
TOTAL	389	189	129	71	449	1378	1128

AWAY RECORD

YEAR	GP	W	L	T	PTS	GF	GA
1976-77	40	12	21	7	31	101	133
1975-76	40	12	22	6	30	143	166
1974-75	40	12	23	5	29	134	176
1973-74	39	13	23	3	29	118	157
1972-73	39	8	26	5	21	107	161
1971-72	39	8	23	8	24	88	133
1970-71	39	3	25	11	17	95	148
1969-70	38	9	25	4	22	77	130
1968-69	38	8	25	5	21	90	139
1967-68	37	12	22	3	27	80	115
TOTAL	389	97	235	57	251	1033	1458

PLAYOFF RECORD

1976-77	Lost to Toronto 2-1 in Preliminary Round
1975-76	Lost to Toronto 2-1 in Preliminary Round
1974-75	Eliminated St. Louis 2-0 in Preliminary Round Lost to New York Islanders 4-3 in Quarter-final Round
1971-72	Lost to Chicago 4-0 in Quarter-final Round
1969-70	Eliminated Oakland 4-0 in Quarter-final Round Lost to St. Louis 4-2 in Semi-final Round

PENGUIN COACHES & RECORDS

1967-68	George "Red" Sullivan					
1968-69	George "Red" Sullivan					
1969-70	Leonard "Red" Kelly					
1970-71	Leonard "Red" Kelly					
1971-72	Leonard "Red" Kelly					
1972-73	Leonard "Red" Kelly & Ken Schinkel (Jan. 13, 1973)					
1973-74	Ken Schinkel & Marc Boileau (Feb. 6, 1974)					
1974-75	Marc Boileau					
1975-76	Marc Boileau & Ken Schinkel (Jan. 17, 1976)					
1976-77	Ken Schinkel					
1977-	Johnny Wilson					
	Games	Won	Lost	Tied	Points	Percentage
Marc Boileau	151	66	61	24	156	.517
Ken Schinkel	203	82	92	28	194	.478
Red Kelly	274	90	132	52	232	.423
Red Sullivan	150	47	79	24	118	.393
TOTAL	778	286	364	128	700	.450

DEVELOPMENT SYSTEM

The Penguins will be sending players to Binghamton, New York of the American Hockey League and Dayton, Ohio of the International Hockey League. Moe Bartoli is GM and Coach at Dayton.

PENGUINS' STAFF



KEN SCHINKEL
Director of
Player Personnel




TERRY SCHIFFHAUER
Director of
Press Relations



JIM MCDONALD
Director of
Sales & Marketing



TOM WOOD
Ticket Manager



STEVE THOMAS
Trainer



JOHN DOOLAN
Equipment Manager

PENS ON RADIO & TV



The Penguins will broadcast all 80 games this season on KDKA Radio (1020 AM). Mike Lange, the Voice of the Penguins will be back for his third season of calling all of the action.

The largest number of games ever televised by the Penguins will be seen this year when WPGH-TV (Channel 53) airs 24 away games. Bob Prince, the Voice of the Pirates for 28 years, returns to doing the hockey play-by-play. Terry Schiffhauer, Director of Press Relations will handle the color commentary with Prince.



1977-78 TV SCHEDULE

Wed. Oct. 19	New York Rangers	7:30 PM
Sun. Oct. 23	Cleveland Barons	7:00 PM
Wed. Nov. 2	Detroit Red Wings	7:30 PM
Sat. Nov. 5	New York Islanders	8:00 PM
Wed. Nov. 16	Minnesota North Stars	8:30 PM
Tue. Nov. 29	Montreal Canadiens	8:00 PM
Sun. Dec. 4	Washington Capitals	7:30 PM
Wed. Dec. 14	St. Louis Blues	9:00 PM
Thu. Dec. 22	Buffalo Sabres	8:00 PM
Mon. Dec. 26	Toronto Maple Leafs	8:00 PM
Mon. Jan. 9	New York Rangers	7:30 PM
Thu. Jan. 12	Philadelphia Flyers	8:00 PM
Thu. Jan. 26	Detroit Red Wings	7:30 PM
Sat. Feb. 11	Los Angeles Kings	11:00 PM
Sun. Feb. 19	Chicago Black Hawks	4:00 PM
Tue. Feb. 21	St. Louis Blues	9:00 PM
Sun. Feb. 26	Buffalo Sabres	7:00 PM
Sat. Mar. 4	New York Islanders	8:00 PM
Sat. Mar. 18	Toronto Maple Leafs	8:00 PM
Tue. Mar. 21	Minnesota North Stars	8:30 PM
Wed. Mar. 29	Montreal Canadiens	8:00 PM
Thu. Mar. 30	Boston Bruins	7:30 PM
Thu. Apr. 6	Detroit Red Wings	7:30 PM
Sun. Apr. 9	Cleveland Barons	3:00 PM
Tue. Jan. 24	All Star Game from Buffalo	8:00 PM



Stan Savran, Sports Director at WWSW Radio will host the post game show on WPGH-TV.

RUSS ANDERSON

Defense 6'3" 210 lbs.
 Age: 22 (February 12, 1955)
 Born: Minneapolis, Minn.
 Shoots: Left
 Acquired 1975 Amateur Draft (2nd Round)




Russ Anderson spent three weeks in the minors last year and that should be the last time the hard-hitting defenseman from Minnesota plays anywhere but in the National Hockey League. Russ was drafted in the second round of the 1975 Amateur Draft, but remained in college to help Minnesota University win the N.C.A.A. championship in his senior year. He originally went to college as a linebacker for football, but enjoyed playing hockey more than football. The "Enforcer", as he was known in college, scored only two goals in 66 games last year, and both of them were against Buffalo. His first Civic Arena goal on March 12 was the winning goal that clinched a playoff spot for the Penguins last year. One of the eligible bachelors on the team, Russ has been dating a girl from Minnesota, who just recently completed her reign as Miss America. Off-season operations on both shoulders should not slow down the big guy, who is quickly becoming a real crowd pleaser with his aggressive style of play.

Season	Club	League	Regular Season					Playoffs				
			GP	G	A	PTS	PIM	GP	G	A	PTS	PIM
1976-77	Hershey	AHL	11	0	4	4	35	-	-	-	-	-
1976-77	Pittsburgh	NHL	66	2	11	13	81	3	0	1	1	14
	NHL Totals		66	2	11	13	81	3	0	1	1	14
	PGH Totals		66	2	11	13	81	3	0	1	1	14

SYL APPS

Center 6'0" 195 lbs.
 Age: 30 (August 1, 1947)
 Born: Toronto, Ontario
 Shoots: Right
 Acquired: Trade with NY Rangers in 1971



It seems like only yesterday that the Penguins had acquired an unknown center from the New York Rangers whose father was a member of the Hockey Hall of Fame, but Syl Apps is now starting his eighth season in Pittsburgh and he continues to lead the club in all-time assists with 342. He needs just 7 points to become the second player in Penguin history to score 500 points. He has led the team in assists in five of the last six years and won the team scoring title three straight years. A pulled hamstring muscle forced him out of action for 8 games, the most he has ever missed in one season. His 67 assists in 1975-76 rank as a club record and he shares the record for points (6) in one game and points (4) in one period. He was the MVP in the 1975 All Star game in Montreal and serves as the team's player representative.

Season	Club	League	Regular Season					Playoffs				
			GP	G	A	PTS	PIM	GP	G	A	PTS	PIM
1968-69	Buffalo	AHL	2	1	2	3	4	-	-	-	-	-
1969-70	Omaha	CHL	68	16	38	54	43	12	10	9	19	4
1969-70	Buffalo	AHL	-	-	-	-	-	7	2	3	5	6
1970-71	NY Rangers	NHL	31	1	2	3	11	-	-	-	-	-
1970-71	Omaha	CHL	11	0	5	5	4	-	-	-	-	-
1970-71	Pittsburgh	NHL	31	9	16	25	21	-	-	-	-	-
1971-72	Pittsburgh	NHL	72	15	44	59	78	4	1	0	1	2
1972-73	Pittsburgh	NHL	77	29	56	85	18	-	-	-	-	-
1973-74	Pittsburgh	NHL	75	24	61	85	37	-	-	-	-	-
1974-75	Pittsburgh	NHL	79	24	55	79	43	9	2	3	5	9
1975-76	Pittsburgh	NHL	80	32	67	99	24	3	0	1	1	0
1976-77	Pittsburgh	NHL	72	18	43	61	20	3	1	0	1	12
	NHL Totals		517	152	344	496	252	19	4	4	8	23
	PGH Totals		486	151	342	493	241	19	4	4	8	23

Traded to PITTSBURGH by NY RANGERS for Glen Sather, January 26, 1971.

WAYNE BIANCHIN (Buy-an-chin)

Left Wing 5'10" 180 lbs.
 Age: 24 (September 6, 1953)
 Born: Nanaimo, British Columbia
 Shoots: Left
 Acquired: 1973 Amateur Draft (2nd Round)



Wayne Bianchin spent two years trying to come back from a broken neck and the results were gratifying last year when he scored 28 goals and missed only 1 game. Wayne showed he was ready on opening night when he scored 2 goals and 1 assist. He had six two-goal games during the season and when he scored 5 goals in 3 games, he was named the NHL Player of the Week. His goal with just 13 seconds left in the next to last game of the season kept the home ice hopes alive during the regular season drive. A second round draft pick in 1973, Wayne was named the winner of the Bill McCracken Unsung Hero Award last year and finished high in the voting for the Bill Masterton Memorial Trophy for dedication and perseverance to hockey. An injury in training camp forced Wayne to undergo back surgery for a ruptured disc and he should miss the first month of the season.

Season	Club	League	Regular Season					Playoffs				
			GP	G	A	PTS	PIM	GP	G	A	PTS	PIM
1973-74	Hershey	AHL	4	1	2	3	2	—	—	—	—	—
1973-74	Pittsburgh	NHL	69	12	13	25	38	—	—	—	—	—
1974-75	Johnstown	NAHL	8	8	2	10	4	—	—	—	—	—
1974-75	Syracuse	AHL	12	5	4	9	26	—	—	—	—	—
1974-75	Hershey	AHL	3	0	1	1	0	—	—	—	—	—
1974-75	Pittsburgh	NHL	2	0	0	0	0	—	—	—	—	—
1975-76	Hershey	AHL	54	24	22	46	17	6	1	3	4	4
1975-76	Pittsburgh	NHL	14	1	5	6	4	—	—	—	—	—
1976-77	Pittsburgh	NHL	79	28	6	34	28	3	0	1	1	6
	NHL Totals		164	41	24	65	70	3	0	1	1	6
	PGH Totals		164	41	24	65	70	3	0	1	1	6

DAVE BURROWS

Defense 6'1" 190 lbs.
 Age: 28 (January 11, 1949)
 Born: Toronto, Ontario
 Shoots: Left
 Acquired: 1971 Intra-League Draft
 (from Chicago)




Steady defensive play has always been the strong suit of Dave Burrows' play in the National Hockey League and this year will be no exception. Rated as one of the toughest defenders to try and get around, his strong skating and ability to play the man make him one of the most respected defensemen in the game. His uncanny ability to fall to the ice and block shots keep the fans on edge during the game. Strained knee ligaments put him out of action for 10 games in mid-season, the most he has ever missed in one season. Dave has played in two NHL All Star games.

Season	Club	League	Regular Season					Playoffs				
			GP	G	A	PTS	PIM	GP	G	A	PTS	PIM
1969-70	Dallas	CHL	69	4	9	13	45	—	—	—	—	—
1969-70	Portland	WHL	—	—	—	—	—	11	1	2	3	6
1970-71	Dallas	CHL	67	1	11	12	49	10	0	2	2	4
1971-72	Pittsburgh	NHL	77	2	10	12	48	4	0	0	0	4
1972-73	Pittsburgh	NHL	78	3	24	27	42	—	—	—	—	—
1973-74	Pittsburgh	NHL	71	3	14	17	30	—	—	—	—	—
1974-75	Pittsburgh	NHL	78	2	15	17	49	9	1	1	2	12
1975-76	Pittsburgh	NHL	80	7	22	29	51	3	0	0	0	0
1976-77	Pittsburgh	NHL	69	3	6	9	29	3	0	2	2	0
	NHL Totals		453	20	91	111	249	19	1	3	4	16
	PGH Totals		453	20	91	111	249	19	1	3	4	16

Drafted by PITTSBURGH from CHICAGO in 1971 Intra-League Draft.

COLIN CAMPBELL

Defense 5'9" 190 lbs.
 Age: 24 (January 28, 1953)
 Born: London, Ontario
 Shoots: Left
 Acquired: 1973 Amateur Draft (3rd Round)



Colin "Soupy" Campbell returns to Pittsburgh after a one year's absence with the Colorado Rockies. A second round choice in the 1973 Amateur Draft, Colin played in the WHA before coming to Pittsburgh in 1974 where he led the team in penalty minutes with 172. Campbell went to Colorado last year as part of compensation for Pittsburgh signing Denis Herron as a free agent and played under new coach Johnny Wilson. Injuries restricted his play to 54 games, but he played very well in training camp. His first Stanley Cup Playoff goal in 1975 was a shorthanded winning goal that eliminated St. Louis and advanced the Pens to the quarter-finals.

Season	Club	League	Regular Season					Playoffs				
			GP	G	A	PTS	PIM	GP	G	A	PTS	PIM
1973-74	Vancouver	WHA	78	3	20	23	191	-	-	-	-	-
1974-75	Hershey	AHL	15	1	3	4	55	-	-	-	-	-
1974-75	Pittsburgh	NHL	59	4	15	19	172	9	1	3	4	21
1975-76	Pittsburgh	NHL	64	7	10	17	105	3	0	0	0	0
1976-70	Colorado	NHL	54	3	8	11	67	-	-	-	-	-
	NHL Totals		177	14	33	47	344	12	1	3	4	21
	PGH Totals		123	11	25	36	277	12	1	3	4	21

TOM CASSIDY

Center 5'11" 180 lbs.
 Age: 25 (March 15, 1952)
 Born: Blind River, Ontario
 Shoots: Left
 Acquired:




Hard work and determination may earn Tom Cassidy a berth with the Penguins this year. With one center injured and another traded at the start of camp, the 25-year old rookie could finally get his first taste of NHL action. He was a second round draft choice by California in 1972. He was the American Hockey League's third highest scorer in 1974-75 with Springfield, the eventual Calder Cup champion. The next year he was the second highest scorer with Oklahoma City in the Central Hockey League and last year he was the third highest scorer with Columbus in the International Hockey League. Tom is very aggressive and has picked up almost 500 minutes in penalties in his last three seasons. Now he is looking to play in his fourth different league, and his chances look good.

Season	Club	League	Regular Season					Playoffs				
			GP	G	A	PTS	PIM	GP	G	A	PTS	PIM
1972-73	Baltimore	AHL	73	21	32	53	86	-	-	-	-	-
1973-74	Salt Lake	WHL	31	12	11	23	4	-	-	-	-	
1973-74	Springfield	AHL	15	3	8	11	14	-	-	-	-	
1974-75	Springfield	AHL	72	32	59	91	201	17	4	11	15	8
1975-76	Oklahoma City	OHL	76	35	50	85	124	4	1	2	3	4
1976-77	Columbus	IHL	75	47	61	108	172	7	1	5	6	2

Traded to LOS ANGELES by CALIFORNIA fro Brian Erickson, March, 1974 . . . Sold to TORONTO by LOS ANGELES, September, 1975.

BLAIR CHAPMAN

Right Wing 6'0" 190 lbs.
 Age: 21 (June 13, 1956)
 Born: Lloyd Minster Sask.
 Shoots: Right
 Acquired 1976 Amateur Draft (1st Round)



Blair Chapman would like to be the first guy to forget his rookie season in the NHL. Drafted as the second player overall and first by the rival WHA, "Chappy" came to the Penguins after scoring 71 goals and 86 assists for 157 points with Saskatoon in the Western Canada Hockey League. He also established a WCHL Playoff record with 24 goals in 20 games. Blessed with a strong wrist shot and good skating ability, Blair scored his first NHL goal on opening night and finished the season with 14 goals. Playing with Greg Malone and Wayne Bianchin, the "Kid Line" played very well down the stretch of last season. This year, Johnny Wilson expects to play Blair on left wing at the start of the season and even at center should the situation dictate. Now bearded and with a year of experience under his belt, Blair is ready to assume the responsibilities of being a top draft pick.

Season	Club	League	Regular Season					Playoffs				
			GP	G	A	PTS	PIM	GP	G	A	PTS	PIM
1976-77	Pittsburgh	NHL	80	14	23	37	16	3	1	1	2	7
	NHL Totals		80	14	23	37	16	3	1	1	2	7
	PGH Totals		80	14	23	37	16	3	1	1	2	7

MIKE CORRIGAN

Left Wing 5'10" 175 lbs.
 Age: 31 (January 11, 1946)
 Born: Ottawa, Ontario
 Shoots: Left
 Acquired: Trade with Los Angeles in 1976




Mike Corrigan is the only NHL player ever to score 20 goals or more at all three forward positions. He came to Pittsburgh from Los Angeles last year and scored 14 goals for the Pens. Mike has the reputation as a strong utilityman that can play any forward sport and can also be used effectively to kill penalties or on the power play. Mike is one of a handful of players who has played under Johnny Wilson before and likes his style of play. One of his biggest goals came on February 12 when he scored a late third period goal to beat his old team, Los Angeles 3-2 in the L.A. Forum. Earlier in the year he scored a power play goal against the Kings that tied a Pittsburgh club record for four power play goals in one game. Mike was drafted by Los Angeles from Toronto in the 1967 Expansion Draft and by Vancouver from L.A. in the 1970 Expansion Draft. He was later returned to the Kings on waivers.

Season	Club	League	Regular Season					Playoffs				
			GP	G	A	PTS	PIM	GP	G	A	PTS	PIM
1965-66	Rochester	AHL	3	1	0	1	4	-	-	-	-	-
1965-66	Tulsa	CHL	-	-	-	-	-	8	1	5	6	5
1965-66	Victoria	WHL	-	-	-	-	-	6	0	0	0	0
1966-67	Rochester	AHL	49	11	21	32	34	-	-	-	-	-
1966-67	Tulsa	CHL	15	4	3	7	6	-	-	-	-	-
1967-68	Los Angeles	NHL	5	0	0	0	2	-	-	-	-	-
1967-68	Springfield	AHL	58	24	30	54	57	4	1	2	3	13
1968-69	Springfield	AHL	66	17	16	33	85	-	-	-	-	-
1969-70	Los Angeles	NHL	36	6	4	10	30	-	-	-	-	-
1969-70	Springfield	AHL	37	19	23	42	49	14	7	7	14	51
1970-71	Vancouver	NHL	76	21	28	49	103	-	-	-	-	-
1971-72	Vancouver	NHL	19	3	4	7	25	-	-	-	-	-
1971-72	Los Angeles	NHL	56	12	22	34	95	-	-	-	-	-
1972-73	Los Angeles	NHL	78	37	30	67	146	-	-	-	-	-
1973-74	Los Angeles	NHL	75	16	26	42	119	3	0	1	1	4
1974-75	Los Angeles	NHL	80	13	21	34	61	3	0	0	0	4
1975-76	Los Angeles	NHL	71	22	21	43	71	9	2	2	4	12
1976-77	Fort Worth	CHL	2	1	3	4	2	-	-	-	-	-
1976-77	Pittsburgh	NHL	73	14	27	41	36	2	0	0	0	0
	NHL Totals		559	144	183	327	688	17	2	3	5	20
	PGH Totals		73	14	27	41	36	2	0	0	0	0

Drafted by LOS ANGELES from TORONTO in 1967 Expansion Draft . . . Drafted by VANCOUVER from LOS ANGELES in 1970 Expansion Draft . . . Sold to LOS ANGELES by VANCOUVER November, 1971 . . . Traded to PITTSBURGH by LOS ANGELES for 1977 fifth round draft choice, October, 1976.

JACQUES COSSETTE

Right Wing 5'9" 185 lbs.
 Age: 23 (June 20, 1954)
 Born: Rouyn-Noranda, Quebec
 Shoots: Right
 Acquired: 1974 Amateur Draft (2nd Round)



Three years with the Hershey Bears in the American Hockey League have finally matured Jacques Cossette into the type of right wing that Pittsburgh is looking for this year. During junior hockey days, Jacques scored 97 goals playing on a line with Pierre Larouche and was drafted second by Pittsburgh behind Larouche. Unfortunately, Jacques wasn't quite ready to step into the NHL the way his teammate did and spent three seasons trying to put his game together. Last year he scored 38 goals and was voted by the league's coaches as the all star right wing. During pre-season play, Jacques scored six goals in his first five games and appeared headed for a spot on the team. Nicknamed "Coco", he will add both scoring strength and aggressive hockey to the Penguin scene.

Season	Club	League	Regular Season					Playoffs				
			GP	G	A	PTS	PIM	GP	G	A	PTS	PIM
1974-75	Hershey	AHL	62	15	17	32	92	5	1	1	2	0
1975-76	Hershey	AHL	59	18	20	38	117	10	7	2	9	13
1975-76	Pittsburgh	NHL	7	0	2	2	9	-	-	-	-	-
1976-77	Hershey	AHL	71	38	29	67	49	6	3	2	5	4
	NHL Totals		7	0	2	2	9	-	-	-	-	-
	PGH Totals		7	0	2	2	9	-	-	-	-	-

MARIO FAUBERT

Defense 6'1" 175 lbs.
 Age: 22 (December 2, 1954)
 Born: Valleyfield, Quebec
 Shoots: Right
 Acquired: 1974 Amateur Draft (4th Round)



Mario Faubert is one player who would just as soon skip training camp and begin the season right away. For the second time in three years, Mario found himself on the operating table during the early stages of camp. Two years ago, he was felled by an appendectomy operation and this year he had to undergo surgery to repair torn knee ligaments and should miss at least the first two months of the season. Mario was recalled from Hershey last year and saw action in 47 games. This year he came to camp about 10 pounds heavier and played well during the pre-season games, only to be injured in a game with Detroit. Beginning his fourth season as a pro, Mario is one of the select players who played college hockey (St. Louis University) before turning pro. He was a fourth round draft pick in 1974.

Season	Club	League	Regular Season					Playoffs				
			GP	G	A	PTS	PIM	GP	G	A	PTS	PIM
1974-75	Hershey	AHL	54	13	21	34	76	11	2	7	9	4
1974-75	Pittsburgh	NHL	10	1	0	1	6	-	-	-	-	-
1975-76	Hershey	AHL	39	7	16	23	37	10	4	6	10	14
1975-76	Pittsburgh	NHL	21	1	8	9	10	-	-	-	-	-
1976-77	Hershey	AHL	32	8	19	27	42	-	-	-	-	-
1976-77	Pittsburgh	NHL	47	2	11	13	32	3	1	0	1	2
	NHL Totals		78	4	19	23	48	3	1	0	1	2
	PGH Totals		78	4	19	23	48	3	1	0	1	2

VIC HADFIELD


Left Wing 6'0" 190 lbs.
 Age: 37 (October 4, 1940)
 Born: Oakville, Ontario
 Shoots: Left
 Acquired: Trade with NY Rangers in 1974



After missing most of the 1976-77 season, Vic Hadfield is trying to overcome knee surgery and rejoin the Penguins. After playing in his 1,000th NHL game last year, Vic underwent knee surgery and has been waiting for the go ahead to resume skating from his doctors. His experience and overall team attitude could be a plus if he returns.

JIM HAMILTON

Left Wing 6'0" 180 lbs.
 Age: 20 (January 18, 1957)
 Born: Barrie, Ontario
 Shoots: Left
 Acquired: 1977 Amateur Draft (2nd Round)



Jim Hamilton established himself in training camp that he is going to be one of the best skaters in the NHL and with hard work and instruction from veterans and coach Johnny Wilson, he should be one of the strong contenders for rookie of the year honors in the NHL. Jim scored 39 goals and 53 assists for 92 points with London in the Ontario Hockey Association and was a second round draft pick by the Penguins in the recent Amateur Draft. Jim scored the first goal of training camp in a pre-season game against Washington in his old London rink and then a week later scored a three goal hat trick against Cleveland in a pre-season contest in Pittsburgh.


Season	Club	League	Regular Season					Playoffs				
			GP	G	A	PTS	PIM	GP	G	A	PTS	PIM
1959-60	Buffalo	AHL	1	0	0	0	0	-	-	-	-	-
1960-61	Buffalo	AHL	62	5	16	21	111	3	0	0	0	11
1961-62	NY Rangers	NHL	44	3	1	4	22	4	0	0	0	2
1962-63	NY Rangers	NHL	36	5	6	11	32	-	-	-	-	-
1962-63	Baltimore	AHL	29	10	9	19	84	-	-	-	-	-
1963-64	NY Rangers	NHL	69	14	11	25	151	-	-	-	-	-
1964-65	NY Rangers	NHL	70	18	20	38	102	-	-	-	-	-
1964-65	NY Rangers	NHL	67	16	19	35	112	-	-	-	-	-
1965-66	NY Rangers	NHL	69	13	20	33	80	4	1	0	1	17
1966-67	NY Rangers	NHL	59	20	19	39	45	6	1	2	3	6
1967-68	NY Rangers	NHL	73	26	40	66	108	4	2	1	3	2
1968-69	NY Rangers	NHL	71	20	34	54	69	-	-	-	-	-
1969-70	NY Rangers	NHL	63	22	22	44	38	12	8	5	13	46
1970-71	NY Rangers	NHL	78	50	56	106	142	16	7	9	16	22
1971-72	NY Rangers	NHL	63	28	34	62	60	9	2	2	4	11
1972-73	NY Rangers	NHL	77	27	28	55	75	6	1	0	1	0
1973-74	NY Rangers	NHL	78	31	42	73	72	9	4	2	6	0
1974-75	Pittsburgh	NHL	76	30	35	65	46	3	1	0	1	11
1975-76	Pittsburgh	NHL	9	0	2	2	0	-	-	-	-	-
1976-77	Pittsburgh	NHL	-	-	-	-	-	-	-	-	-	-
	NHL Totals		1002	323	389	712	1154	73	27	21	48	117
	PGH Totals		163	61	79	140	118	12	5	2	7	11

Season	Club	League	Regular Season					Playoffs				
			GP	G	A	PTS	PIM	GP	G	A	PTS	PIM
1976-77	London	OHA	65	39	53	92	40	-	-	-	-	-
No Professional Record												

Drafted by NY RANGERS from CHICAGO, June, 1961 . . . Traded to PITTSBURGH by NY RANGERS for Nick Beverley, May 30, 1974.

DENIS HERRON

Goaltender 5'11" 165 lbs.
 Age: 25 (June 18, 1952)
 Born: Chambly, Quebec
 Shoots: Left
 Acquired: Signed as free agent from
 Kansas City in 1976



It says in the book of hockey that it takes five years to develop as a goaltender and Denis Herron is proof of that theory. After starting with Pittsburgh in 1972 and posting shutouts in his first two road games, Denis has continued to develop and last year posted a 2.94 goals against average including a shutout of Colorado. Herron broke his arm in the first game of the season and did not return to action until December. At home, he posted a record of 10 wins, 3 ties and only 1 loss. Away from home, Denis posted an average of 34.0 saves per game a club record and tied the mark with a 91.2 save efficiency mark. He faced only one penalty shot all year and was beaten by Cleveland's Al MacAdam for the first successful penalty shot ever in the Civic Arena.

Season	Club	League	Regular Season					Playoffs				
			GP	MP	GA	SO	AVG	GP	MP	GA	SO	AVG
1972-73	Pittsburgh	NHL	18	967	55	2	3.41	-	-	-	-	-
1972-73	Hershey	AHL	21	1185	63	0	3.19	4	240	16	0	4.00
1973-74	Pittsburgh	NHL	5	260	18	0	4.15	-	-	-	-	-
1973-74	Salt Lake	WHL	9	530	32	0	3.62	-	-	-	-	-
1973-74	Hershey	AHL	17	967	52	0	3.22	4	242	7	0	1.73
1974-75	Hershey	AHL	12	615	45	0	4.39	-	-	-	-	-
1974-75	Pittsburgh	NHL	3	108	11	0	6.11	-	-	-	-	-
1974-75	Kansas City	NHL	22	1280	80	0	3.75	-	-	-	-	-
1975-76	Kansas City	NHL	64	3620	243	0	4.03	-	-	-	-	-
1976-77	Pittsburgh	NHL	34	1920	94	1	2.94	3	180	11	0	3.67
	NHL Totals		146	8155	501	3	3.69	3	180	11	0	3.67
	PGH Totals		60	3255	178	3	3.28	3	180	11	0	3.67

RICK KEHOE

Right Wing 5'11" 180 lbs.
 Age: 26 (July 15, 1951)
 Born: Windsor Ontario
 Shoots: Right
 Acquired: Trade with Toronto in 1974



Rick Kehoe was one of two Penguins to score 30 or more goals last year and a 30-goal season is just about what is expected from this high-scoring forward. Rick, who changed numbers to his old number 17 from junior hockey days has scored 91 goals in three seasons with Pittsburgh. Last year he scored the hat trick in the season opener against Vancouver and shares the club record of scoring three goals in one period. He has been especially hard on his former team, Toronto, with 12 goals in 14 games since coming to Pittsburgh for a first round draft choice.

Season	Club	League	Regular Season					Playoffs				
			GP	G	A	PTS	PIM	GP	G	A	PTS	PIM
1971-72	Tulsa	CHL	32	18	21	39	20	-	-	-	-	-
1971-72	Toronto	NHL	38	8	8	16	4	2	0	0	0	2
1972-73	Toronto	NHL	77	33	42	75	20	-	-	-	-	-
1973-74	Toronto	NHL	69	18	22	40	8	-	-	-	-	-
1974-75	Pittsburgh	NHL	76	32	31	63	22	9	0	2	2	0
1975-76	Pittsburgh	NHL	71	29	47	76	6	3	0	0	0	0
1976-77	Pittsburgh	NHL	80	30	27	57	10	3	0	2	2	0
	NHL Totals		411	150	177	327	70	17	0	4	4	2
	PGH Totals		227	91	105	196	38	15	0	4	4	0

Traded to KANSAS CITY by PITTSBURGH with Jean Guy Lagace for Michel Plasse, January 10, 1975 . . . Signed as free agent from KANSAS CITY to PITTSBURGH, August 7, 1976 . . . KANSAS CITY compensated with Michel Plasse, Simon Nolet and Colin Campbell.

Trade to PITTSBURGH by TORONTO for Blaine Stoughton and Pittsburgh's first round draft pick in 1977 Amateur Draft, September 13, 1974.

PIERRE LAROUCHE

Center 5'11" 175 lbs.
 Age: 21 (November 16, 1955)
 Born: Taschereau, Quebec
 Shoots: Right
 Acquired: 1974 Amateur Draft (1st Round)



Pierre Larouche was the leading scorer for Team Canada in the World Ice Hockey championships in Vienna, Austria last year and got his first experience of working under Johnny Wilson. Now ready to start his fourth season with Pittsburgh, Pierre is ready to take his place as a leader and dominant force of the Penguins. He holds the club record for goals (53) and points (111) in one season, but slumped badly to 29 goals and 34 assists last year in 65 games. Late Summer ankle surgery for the removal of bone chips forced him to miss most of training camp, but the young star is ready and confident of a big season for the Penguins and for Pierre.

Season	Club	League	Regular Season					Playoffs				
			GP	G	A	PTS	PIM	GP	G	A	PTS	PIM
1974-75	Pittsburgh	NHL	79	31	37	68	52	9	2	5	7	2
1975-76	Pittsburgh	NHL	76	53	58	111	33	3	0	1	1	0
1976-77	Pittsburgh	NHL	65	29	34	63	14	3	0	3	3	0
	NHL Totals		220	113	129	242	99	15	2	9	11	2
	PGH Totals		220	113	129	242	99	15	2	9	11	2

LOWELL MACDONALD

Left Wing 5'11" 185 lbs.
 Age: 36 (August 30, 1941)
 Born: New Glasgow, Nova Scotia
 Shoots: Right
 Acquired: 1970 Intra-League Draft
 (from Los Angeles)



The biggest question mark on the Pittsburgh Penguins is the condition of Lowell MacDonald's knee. If he is 100 per cent, then the Pens will pick up a real plus at left wing. After five knee operations, Lowell is at the crossroads of his career. An excellent banquet speaker, Lowell ranks third in goals scored and fourth in assists and points on the all-time list. Has four career hat tricks with Pittsburgh, with three of them against Minnesota.

Season	Club	League	Regular Season					Playoffs				
			GP	G	A	PTS	PIM	GP	G	A	PTS	PIM
1961-62	Detroit	NHL	1	0	0	0	2	-	-	-	-	-
1962-63	Detroit	NHL	26	2	1	3	8	1	0	0	0	2
1962-63	Pittsburgh	AHL	41	20	19	39	4	-	-	-	-	-
1963-64	Detroit	NHL	10	1	4	5	0	-	-	-	-	-
1963-64	Pittsburgh	AHL	59	31	29	60	6	5	3	1	4	2
1964-65	Pittsburgh	AHL	59	16	20	36	10	22	0	0	0	0
1964-65	Detroit	NHL	9	2	1	3	0	-	-	-	-	-
1965-66	Rochester	AHL	1	0	0	0	0	-	-	-	-	-
1965-66	Tulsa	CHL	57	33	25	58	4	11	5	4	9	0
1966-67	Tulsa	CHL	33	14	17	31	8	-	-	-	-	-
1967-68	Los Angeles	NHL	74	21	24	45	12	7	3	4	7	2
1968-69	Springfield	AHL	9	6	9	15	0	-	-	-	-	-
1968-69	Los Angeles	NHL	58	14	14	28	10	7	2	3	5	0
1969-70	Springfield	AHL	14	4	3	7	0	3	0	0	0	0
1970-71	Pittsburgh	NHL	10	0	1	1	0	-	-	-	-	-
1971-72		Injured										
1972-73	Pittsburgh	NHL	78	34	41	75	8	-	-	-	-	-
1973-74	Pittsburgh	NHL	78	43	39	82	14	-	-	-	-	-
1974-75	Pittsburgh	NHL	71	27	33	60	24	9	4	2	6	4
1975-76	Pittsburgh	NHL	69	30	43	73	12	3	1	0	1	0
1976-77	Pittsburgh	NHL	3	1	1	2	0	3	1	2	3	4
	NHL Totals		487	175	202	377	90	30	11	11	22	12
	PGH Totals		309	135	158	293	58	15	6	4	10	8

Traded to TORONTO by DETROIT with Marcel Pronovost, Ed Joyal, Larry Jeffrey and Aut Erickson for Andy Bathgate, Billy Harris and Gary Jarrett, May, 1965 . . . Drafted from TORONTO by LOS ANGELES in 1967 Expansion Draft . . . Drafted from LOS ANGELES by PITTSBURGH in 1970 Intra-League Draft.

GREG MALONE

Center 6'0" 190 lbs.
 Age: 21 (March 8, 1956)
 Born: Chatham, N. B.
 Shoots: Left
 Acquired 1976 Amateur Draft (2nd Round)



Once Greg Malone got the chance to play regularly last year, he proved to be one of the real bright spots of the season. Greg scored against Colorado in his first game as a starter and finished the year with 18 goals and 19 assists for 37 points. He was named the winner of the Michel Briere Memorial Trophy as Pittsburgh's Rookie of the Year. One of the hardest workers on the team, Greg gives Pittsburgh one of the best trios of centers in the NHL. Greg suffered a severe injury in March when he broke a couple of ribs and had a collapsed lung during a game with St. Louis. He was captain of his junior team and someday should be captain of the Penguins.

Season	Club	League	Regular Season					Playoffs				
			GP	G	A	PTS	PIM	GP	G	A	PTS	PIM
1976-77	Pittsburgh	NHL	66	18	19	37	43	3	1	1	2	2
	NHL Totals		66	18	19	37	43	3	1	1	2	2
	PGH Totals		66	18	19	37	43	3	1	1	2	2

HARTLAND MONAHAN

Right Wing 5'11" 195 lbs.
 Age: 26 (March 29, 1951)
 Born: Montreal, Quebec
 Shoots: Right
 Acquired: Trade with Washington, 1977




Pre-season injuries to a few players forced the Penguins to secure hard-working Hartland Monahan from the Washington Capitals prior to the start of the season. The 26-year old forward was Washington's all-time leading scorer with 40 goals and 56 assists for 96 points through two seasons with the Caps. He shared the club record of four points in one game, ironically against Pittsburgh in 1975. Has a strong shot and has developed in the past few years. Originally came up in the New York Rangers organization. His father-in-law is former NHL star Bernie "Boom-Boom" Geoffrion.

Season	Club	League	Regular Season					Playoffs				
			GP	G	A	PTS	PIM	GP	G	A	PTS	PIM
1971-72	Baltimore	AHL	20	1	1	2	4	-	-	-	-	-
1972-73	Salt Lake	WHL	61	18	34	52	60	9	5	2	7	6
1973-74	California	NHL	1	0	0	0	0	-	-	-	-	-
1973-74	Salt Lake	WHL	66	14	28	42	76	5	1	2	3	2
1974-75	NY Rangers	NHL	6	0	1	1	4	-	-	-	-	-
1974-75	Providence	AHL	70	28	42	70	96	6	2	2	4	14
1975-76	Washington	NHL	80	17	29	46	35	-	-	-	-	-
1976-77	Washington	NHL	79	23	27	50	37	-	-	-	-	-
	NHL Totals		166	40	57	97	76	-	-	-	-	-

Traded to NY RANGERS by CALIFORNIA for Brian Lavender, September 23, 1974 . . . Drafted by WASHINGTON from NY RANGERS in Intra-League Draft, June 17, 1975 . . . Traded by WASHINGTON to PITTSBURGH for first round draft choice in 1979, October 14, 1977.

LEW MORRISON

Right Wing 6'0" 185 lbs.
 Age: 29 (February 11, 1948)
 Born: Gainsborough, Saskatchewan
 Shoots: Right
 Acquired: Trade with Washington in 1974



Lew Morrison's role in hockey the past few years has been as a penalty killer and that's exactly what he will be doing this year with the Pens. Lew will be starting his fourth season with Pittsburgh after coming here in a trade with Washington in 1974.

DENNIS OWCHAR (Owe-char)

Defense 5'11" 190 lbs.
 Age: 24 (March 28, 1953)
 Born: Dryden, Ontario
 Shoots: Right
 Acquired: 1973 Amateur Draft (3rd Round)



If there is a harder hitting defenseman in the National Hockey League, please have him call the Penguins' office. Pittsburgh fans and many fans throughout the NHL consider Dennis Owchar as one of the top hitters in the game today. Dennis spent three seasons improving his game and was playing the best hockey of his career when he collided with Boston's Mike Milbury and suffered torn knee ligaments on January 30. He was lost for the season, but fortunately did not require surgery. A third round draft choice in 1973, Dennis will start his fifth year with the Penguins.

Season	Club	League	Regular Season					Playoffs				
			GP	G	A	PTS	PIM	GP	G	A	PTS	PIM
1968-69	Quebec	AHL	70	12	13	25	24	15	4	5	9	6
1969-70	Philadelphia	NHL	66	9	10	19	19	-	-	-	-	-
1970-71	Philadelphia	NHL	78	5	7	12	25	4	0	0	0	2
1971-72	Richmond	NHL	12	4	5	9	2	-	-	-	-	-
1971-72	Philadelphia	NHL	58	5	5	10	26	-	-	-	-	-
1972-73	Atlanta	NHL	78	6	9	15	19	-	-	-	-	-
1973-74	Atlanta	NHL	52	1	4	5	0	-	-	-	-	-
1974-75	Washington	NHL	18	0	4	4	6	-	-	-	-	-
1974-75	Pittsburgh	NHL	52	7	5	12	4	9	0	0	0	0
1975-76	Pittsburgh	NHL	78	4	5	9	8	3	0	0	0	0
1975-76	Pittsburgh	NHL	76	2	1	3	0	1	0	0	0	0
1976-77	Pittsburgh	NHL	76	2	1	3	0	1	0	0	0	0
	NHL Totals		556	39	50	89	107	17	0	0	0	2
	PGH Totals		206	13	11	24	12	13	0	0	0	0

Season	Club	League	Regular Season					Playoffs				
			GP	G	A	PTS	PIM	GP	G	A	PTS	PIM
1973-74	Hershey	AHL	74	16	17	33	51	14	1	5	6	14
1974-75	Hershey	AHL	24	3	14	17	31	4	0	1	1	0
1974-75	Pittsburgh	NHL	46	6	11	17	67	6	0	1	1	4
1975-76	Hershey	AHL	7	5	1	6	13	-	-	-	-	-
1975-76	Pittsburgh	NHL	54	5	12	17	19	2	0	0	0	2
1976-77	Pittsburgh	NHL	46	5	18	23	37	-	-	-	-	-
	NHL Totals		146	16	41	57	123	8	0	1	1	6
	PGH Totals		146	16	41	57	123	8	0	1	1	6

Drafted from PHILADELPHIA by ATLANTA in 1972 Expansion Draft . . . Drafted from ATLANTA by WASHINGTON in 1974 Expansion Draft . . . Traded to PITTSBURGH by WASHINGTON for Ron Lalonde, December 14, 1974.

BOB PARADISE

Defense 6'1" 205 lbs.
 Age: 33 (April 22, 1944)
 Born: St. Paul, Minnesota
 Shoots: Left
 Acquired: Trade with Washington in 1977



Bob Paradise returns to the team that he saw the most action with in his NHL career and the popular backliner will give the club some added insurance against injuries as well as one of the toughest guys playing the game today. Bob was traded to Washington in 1975 in a deal that eventually brought Greg Malone to the Penguins. The native of Minnesota also holds the distinction of being traded twice by the same general manager in different cities.

Season	Club	League	Regular Season					Playoffs				
			GP	G	A	PTS	PIM	GP	G	A	PTS	PIM
1969-70	Omaha	CHL	61	3	14	17	98	12	0	2	2	27
1970-71	Montreal	AHL	72	0	9	9	107	3	0	0	0	0
1971-72	Seattle	WHL	54	5	8	13	80	-	-	-	-	-
1971-72	Cleveland	AHL	4	0	0	0	0	-	-	-	-	-
1971-72	Minnesota	NHL	6	0	0	0	6	4	0	0	0	2
1972-73	Atlanta	NHL	71	1	7	8	103	-	-	-	-	-
1973-74	Atlanta	NHL	18	0	1	1	13	-	-	-	-	-
1973-74	Pittsburgh	NHL	38	2	7	9	39	-	-	-	-	-
1974-75	Pittsburgh	NHL	78	3	15	18	109	6	0	1	1	17
1975-76	Pittsburgh	NHL	9	0	0	0	4	-	-	-	-	-
1975-76	Washington	NHL	48	0	8	8	42	-	-	-	-	-
1976-77	Springfield	AHL	14	0	4	4	18	-	-	-	-	-
1976-77	Washington	NHL	22	0	5	5	20	-	-	-	-	-
	NHL Totals		290	6	43	49	336	10	0	1	1	19
	PGH Totals		125	5	22	27	152	6	0	1	1	17

Sold to MINNESOTA by MONTREAL, May, 1971 . . . Trade to ATLANTA by MINNESOTA for "Future Considerations", June, 1972 . . . Traded to PITTSBURGH with Chuck Arnason by ATLANTA for Al McDonough, January, 1974 . . . Traded to WASHINGTON by PITTSBURGH for second round draft choice, November, 1975 . . . Traded to PITTSBURGH by WASHINGTON for "Rights" to Don Awrey, October 1, 1977.

JEAN PRONOVOST

Right Wing 6'0" 185 lbs.
 Age: 31 (December 18, 1945)
 Born: Shawinigan Falls, Quebec
 Shoots: Right
 Acquired: Purchased from Boston in 1968



May 21, 1968 should be declared a holiday in Pittsburgh hockey circles. That was the date when Boston sold Jean Pronovost to Pittsburgh and since that time Jean has gone on to lead the team in games played (674) . . . goals (276) and points (538). Ironically, last year was the first time that Pronie has led the team in points scored after being second three times. He has led the team in goals scored on five occasions. Last year he was invited to try out for Team Canada before the season and played for the Canadian entry in the World Cup Tournament at the end of the season. He shares the NHL record for fastest goal from the start of the game; six seconds. Named Captain on October 11, 1977 and scored first goal and winning goal on opening night of the 1977 Season.

Season	Club	League	Regular Season					Playoffs				
			GP	G	A	PTS	PIM	GP	G	A	PTS	PIM
1966-67	Okla. City	CHL	68	21	24	45	81	11	5	2	7	12
1967-68	Okla. City	CHL	49	25	25	50	41	7	3	4	7	6
1968-69	Pittsburgh	NHL	76	16	25	41	41	-	-	-	-	-
1969-70	Pittsburgh	NHL	72	20	21	41	45	10	3	4	7	2
1970-71	Pittsburgh	NHL	78	21	24	45	35	-	-	-	-	-
1971-72	Pittsburgh	NHL	68	30	23	53	12	4	1	1	2	0
1972-73	Pittsburgh	NHL	66	21	22	43	16	-	-	-	-	-
1973-74	Pittsburgh	NHL	77	40	32	72	22	-	-	-	-	-
1974-75	Pittsburgh	NHL	78	43	32	75	37	9	3	3	6	6
1975-76	Pittsburgh	NHL	80	52	52	104	24	3	0	0	0	2
1976-77	Pittsburgh	NHL	79	33	31	64	24	3	2	1	3	2
	NHL Totals		674	276	262	538	256	29	9	9	18	12
	PGH Totals		674	276	262	538	256	29	9	9	18	12

Sold to PITTSBURGH by BOSTON, May 21, 1968.

BRIAN SPENCER

Left Wing 5'11" 180 lbs.
 Age: 28 (September 3, 1949)
 Born: Fort St. James, British Columbia
 Shoots: Left
 Acquired: Trade with Buffalo in 1977




Brian "Spinner" Spencer will be one of the most exciting hockey players ever to play in Pittsburgh because of his reckless abandon style of skating and checking. "Spinner" was acquired in a pre-season trade with Buffalo for Ron Schock. Never a big goal scorer, he has been selected as the Unsung Hero in Buffalo and for the New York Islanders. Shoulder surgery in 1975 and knee surgery last year have not slowed him down, and with a chance to play regularly, Brian will bring his share of excitement into the Civic Arena.

Season	Club	League	Regular Season					Playoffs				
			GP	G	A	PTS	PIM	GP	G	A	PTS	PIM
1969-70	Toronto	NHL	9	0	0	0	12	-	-	-	-	-
1969-70	Tulsa	CHL	66	13	19	32	186	-	-	-	-	-
1970-71	Tulsa	CHL	23	6	8	14	103	-	-	-	-	-
1970-71	Toronto	NHL	50	9	15	24	115	6	0	1	1	17
1971-72	Toronto	NHL	36	1	5	6	65	-	-	-	-	-
1972-73	NY Islanders	NHL	78	14	24	38	90	-	-	-	-	-
1973-74	NY Islanders	NHL	54	5	16	21	65	-	-	-	-	-
1973-74	Buffalo	NHL	13	3	2	5	4	-	-	-	-	-
1974-75	Buffalo	NHL	73	12	29	41	77	16	0	4	4	8
1975-76	Buffalo	NHL	77	13	26	39	70	9	1	0	1	4
1976-77	Buffalo	NHL	77	14	15	29	55	6	0	0	0	0
	NHL Totals		467	71	132	203	553	37	1	5	6	29

Drafted by NEW YORK ISLANDERS from TORONTO in 1972 Expansion Draft . . . Traded to BUFFALO by NEW YORK ISLANDERS for Doug Rombough, March, 1974 . . . Traded to PITTSBURGH by BUFFALO, for Ron Schock, September 20, 1977.

RON STACKHOUSE

Defense 6'3" 210 lbs.
 Age: 28 (August 26, 1949)
 Born: Haliburton, Ontario
 Shoots: Right
 Acquired: Trade with Detroit in 1974



Ron Stackhouse was the team's leading scorer among defensemen last year with 7 goals and 34 assists for 41 points, but those stats were a bit below what he is used to producing during a season. He shares the club record for goals by a defenseman with 15 and holds the record of 60 assists and 71 points in a season by a defender. He was the co-MVP in 1974-75 and the Unsung Hero the following year. He was one of only four players to play all 80 games for Pittsburgh last year. One of his best goals during the season came in Toronto during the playoffs when he banked a shot the length of the ice for an empty net goal. He also holds club records for 6 assists in one game and 14 shots on goal in one contest. In four seasons, "Stacky" has picked up 58 assists on power play goals, making him well respected as a point man on the power play.

PPA

Season	Club	League	Regular Season					Playoffs				
			GP	G	A	PTS	PIM	GP	G	A	PTS	PIM
1969-70	Providence	AHL	65	1	5	6	37	-	-	-	-	-
1969-70	Seattle	WHL	-	-	-	-	-	5	0	0	0	0
1970-71	California	NHL	78	8	24	32	73	-	-	-	-	-
1971-72	California	NHL	6	1	3	4	6	-	-	-	-	-
1971-72	Detroit	NHL	73	5	25	30	83	-	-	-	-	-
1972-73	Detroit	NHL	78	5	29	34	82	-	-	-	-	-
1973-74	Detroit	NHL	33	2	14	16	33	-	-	-	-	-
1973-74	Pittsburgh	NHL	36	4	15	19	33	-	-	-	-	-
1974-75	Pittsburgh	NHL	72	15	45	60	52	9	2	6	8	10
1975-76	Pittsburgh	NHL	80	11	60	71	76	3	0	0	0	0
1976-77	Pittsburgh	NHL	80	7	34	41	72	3	2	1	3	0
	NHL Totals		536	58	249	307	510	15	4	7	11	10
	PGH Totals		268	37	154	191	233	15	4	7	11	10

Traded to DETROIT by CALIFORNIA for Tom Webster, October 22, 1971. Traded to PITTSBURGH by DETROIT for Jim Rutherford and Jack Lynch, January 17, 1974.

DUNC WILSON

Goaltender 5'11" 175 lbs.
 Age: 29 (March 22, 1948)
 Born: Toronto, Ont.
 Shoots: Left
 Acquired: Trade with NY Rangers 1976



If ever a bad break turned out to be a good break, it happened last year when Denis Herron broke his arm in the first game of the season and the Penguins were able to secure Dunc Wilson from the New York Rangers. "The Rebel" as he came to be known turned in a sparkling 2.95 average including road shutouts of Vancouver, New York Rangers, and Cleveland, while blanking Chicago and Philadelphia in the Arena. On consecutive Saturdays, he stopped Bill Goldsworthy of the Rangers and Alain Daigle of Chicago on penalty shot attempts. His goals against average of 2.81 on the road also established a club record. A late season injury forced him to miss his first chance at playing in the playoffs.

Season	Club	League	Regular Season					Playoffs				
			GP	MP	GA	SO	AVG	GP	MP	GA	SO	AVG
1968-69	Quebec	AHL	37	1814	98	0	3.24	15	835	38	0	2.73
1969-70	Philadelphia	NHL	1	60	3	0	3.00	—	—	—	—	—
1969-70	Quebec	AHL	57	3288	191	2	3.49	4	272	10	0	2.20
1970-71	Vancouver	NHL	35	1791	128	0	4.28	—	—	—	—	—
1971-72	Vancouver	NHL	53	2870	173	1	3.61	—	—	—	—	—
1972-73	Vancouver	NHL	43	2423	159	1	3.94	—	—	—	—	—
1973-74	Toronto	NHL	24	1412	68	1	2.89	—	—	—	—	—
1974-75	Toronto	NHL	25	1393	86	0	3.70	—	—	—	—	—
1974-75	NY Rangers	NHL	3	180	13	0	4.33	—	—	—	—	—
1975-76	NY Rangers	NHL	20	1080	76	0	4.22	—	—	—	—	—
1975-76	Baltimore	AHL	6	325	15	1	2.77	—	—	—	—	—
1976-77	Pittsburgh	NHL	45	2627	129	5	2.95	—	—	—	—	—
	NHL Totals		249	13836	845	8	3.66	—	—	—	—	—
	PGH Totals		45	2627	129	5	2.95	—	—	—	—	—

Drafted by VANCOUVER from PHILADELPHIA in Expansion Draft, June 10, 1970 . . . Traded to TORONTO by VANCOUVER for Larry McIntre and Murray Heatley, May 19, 1973 . . . Claimed on waivers by NY RANGERS from TORONTO, February 14, 1975 . . . Traded to PITTSBURGH by NY RANGERS for cash and other considerations, October 8, 1976.

KIM DAVIS

Center 5'11" 170 lbs.
 Age: 20 (October 31, 1957)
 Born: Flin Flon, Manitoba
 Shoots: Left
 Acquired: 1977 Amateur Draft (3rd Round)



Season	Club	League	Regular Season					Playoffs				
			GP	G	A	PTS	PIM	GP	G	A	PTS	PIM
1976-77	Flin Flon	WCHL	69	56	55	111	250	—	—	—	—	—
No Professional Record												

AL HILLIER

Center 5'8" 160 lbs.
 Age: 23 (January 15, 1954)
 Born: Flin Flon, Manitoba
 Shoots: Right
 Acquired:



Season	Club	League	Regular Season					Playoffs				
			GP	G	A	PTS	PIM	GP	G	A	PTS	PIM
1974-75	Columbus	IHL	75	15	62	77	27	5	0	0	0	0
1975-76	Columbus	IHL	59	7	35	42	32	—	—	—	—	—
1976-77	Columbus	IHL	73	29	54	83	24	7	1	3	4	—

GORDIE LAXTON


Goaltender 5'10" 195 lbs.
 Age: 22 (March 16, 1955)
 Born: Montreal, Quebec
 Shoots: Left
 Acquired: 1975 Amateur Draft (1st Round)



Season	Club	League	Regular Season					Playoffs				
			GP	MP	GA	SO	AVG	GP	MP	GA	SO	AVG
1975-76	Hershey	AHL	31	1857	104	0	3.36	6	309	19	0	3.69
1975-76	Pittsburgh	NHL	8	414	31	0	4.49	—	—	—	—	—
1976-77	Hershey	AHL	18	958	80	0	5.01	—	—	—	—	—
1967-77	Pittsburgh	NHL	6	253	26	0	6.17	—	—	—	—	—
	NHL Totals		14	667	57	0	5.13	—	—	—	—	—
	PGH Totals		14	667	57	0	5.13	—	—	—	—	—

STEVE LYON

Defense 5'10" 170 lbs.
 Age: 25 (May 16, 1952)
 Born: Toronto, Ontario
 Shoots: Right
 Acquired:



Season	Club	League	Regular Season					Playoffs				
			GP	G	A	PTS	PIM	GP	G	A	PTS	PIM
1972-73	Saginaw	IHL	65	3	30	33	105	-	-	-	-	-
1973-74	Columbus	IHL	76	10	60	70	169	6	4	2	6	4
1974-75	Columbus	IHL	76	15	51	66	130	5	0	1	1	22
1975-76	Columbus	IHL	76	25	43	68	165	-	-	-	-	-
1976-77	Columbus	IHL	77	33	58	91	123	7	1	1	2	24
1976-77	Pittsburgh	NHL	3	0	0	0	2	-	-	-	-	-
	NHL Totals		3	0	0	0	2	-	-	-	-	-
	PGH Totals		3	0	0	0	2	-	-	-	-	-

GREG MILLEN


Goaltender 5'9" 160 lbs.
 Age: 20 (June 25, 1957)
 Born: Toronto, Ontario
 Shoots:
 Acquired: 1977 Amateur Draft (6th Round)



Season	Club	League	Regular Season					Playoffs				
			GP	MP	GA	SO	AVG	GP	MP	GA	SO	AVG
1976-77	Peterborough	OHA	59	3457	249	0	4.25	-	-	-	-	-
	No Professional Record											

TOM PRICE

Defense 6'1" 190 lbs.
 Age: 23 (July 12, 1954)
 Born: Toronto, Ontario
 Shoots: Left
 Acquired: Signed as free agent from Cleveland



Season	Club	League	Regular Season					Playoffs				
			GP	G	A	PTS	PIM	GP	G	A	PTS	PIM
1974-75	California	NHL	3	0	0	0	4	-	-	-	-	-
1974-75	Salt Lake	CHL	52	2	16	18	91	1	0	0	0	2
1975-76	California	NHL	5	0	0	0	0	-	-	-	-	-
1975-76	Salt Lake	CHL	59	11	15	26	77	5	1	1	2	2
1976-77	Salt Lake	CHL	55	3	21	24	71	-	-	-	-	-
1976-77	Cleveland	NHL	2	0	0	0	0	-	-	-	-	-
1976-77	Pittsburgh	NHL	7	0	2	2	4	-	-	-	-	-
	NHL Totals		17	0	2	2	8	-	-	-	-	-
	PGH Totals		7	0	2	2	4	-	-	-	-	-

GREG REDQUEST


Goaltender 5'10" 190 lbs.
 Age: 21 (July 30, 1956)
 Born: Toronto, Ontario
 Shoots:
 Acquired: 1976 Amateur Draft (4th Round)



Season	Club	League	Regular Season					Playoffs				
			GP	MP	GA	SO	AVG	GP	MP	GA	SO	AVG
1976-77	Columbus	IHL	31	1596	105	1	3.95	-	-	-	-	-

MIKE THOMPSON

Right Wing 6'2" 210 lbs.
 Age: 23 (June 3, 1954)
 Born: Winnipeg, Manitoba
 Shoots: Left
 Acquired:



Season	Club	League	Regular Season					Playoffs				
			GP	G	A	PTS	PIM	GP	G	A	PTS	PIM
1974-75	Columbus	IHL	66	6	20	26	142	5	0	0	0	10
1975-76	Columbus	IHL	49	12	19	31	66	-	-	-	-	-
1976-77	Columbus	IHL	74	10	23	33	153	7	0	0	0	27

STU YOUNGER

Left Wing 6'1" 195 lbs.
 Age: 22 (May 16, 1955)
 Born: Calgary, Alberta
 Shoots: Left
 Acquired: 1975 Amateur Draft (4th Round)



Season	Club	League	Regular Season					Playoffs				
			GP	G	A	PTS	PIM	GP	G	A	PTS	PIM
1976-77	Michigan Tech		37	19	17	36	83	-	-	-	-	-
	No Professional Record											

PENGUINS AMATEUR DRAFT CHOICES

1967 EXPANSION DRAFT			
No.	Player	Pos.	Team
1.	Joe Daley	G	Detroit
2.	Roy Edwards	G	Chicago
3.	Earl Ingarfield	C	New York
4.	Al MacNeil	D	New York
5.	Larry Jeffrey	LW	Toronto
6.	Ab McDonald	LW	Detroit
7.	Leo Boivin	D	Detroit
8.	Noel Price	D	Montreal
9.	Keith McCreary	LW	Montreal
10.	Ken Schinkel	RW	New York
11.	Bob Dillabough	C	Boston
12.	Art Stratton	C	Chicago
13.	Val Fonteyne	LW	Detroit
14.	Jeannot Gilbert	C	Boston
15.	Tom McCarthy	LW	Montreal
16.	Billy Dea	LW	Chicago
17.	Bob Rivard	LW	Montreal
18.	Mel Pearson	LW	Chicago
19.	Andy Bathgate	RW	Detroit
20.	Les Hunt	D	New York

1969 AMATEUR DRAFT

Rd	Player	Pos.	Choice
1.	Rick Kessell	C	15
2.	Michel Briere	C	26
3.	Yvon Labre	D	38
4.	Rusty Patenaude	RW	50
5.	Paul Hoganson	G	62

1970 AMATEUR DRAFT

1.	Greg Polis	LW	7
2.	John Stewart	LW	21
3.	Larry Bignell	D	35
4.	Connie Forey	LW	49
5.	Steve Cardwell	LW	63
6.	Bob Fitchener	C	77
7.	Jim Pearson	D	90
8.	Cam Newton	G	112
9.	Ron Lemieux	RW	120

1971 AMATEUR DRAFT

1.	Traded to St. Louis for Ron Schock		
2.	Brian McKenzie	C	18
3.	Joe Noris	D	32
4.	Gerry Methe	D	46
5.	Dave Murphy	G	60
6.	Ian Williams	RW	74
7.	Doug Elliott	D	88

1972 AMATEUR DRAFT

1.	Traded to Minnesota for Bob Woytowich		
2.	Jack Lynch	D	24
2.	Bernie Lukowich	LW	30
3.	Denis Herron	G	40
4.	Ron Lalonde	C	56
5.	Brian Walker	C	72
6.	Jeff Ablett	LW	88
7.	D'Arcy Keating	D	104
8.	Yves Bergeron	RW	120
9.	Jay Babcock	LW	136
10.	Don Atchison	G	149

1973 AMATEUR DRAFT

1.	Blaine Stoughton	RW	7
----	------------------	----	---

2.	Wayne Bianchin	LW	23
2.	Colin Campbell	D	27
3.	Traded to Detroit for Andy Brown		
4.	Dennis Owchar	D	55
5.	Guido Tenesi	D	71
6.	Don Seiling	LW	87
7.	Terry Ewasjuk	LW	103
8.	Fred Comrie	C	119
9.	Gord Lane	D	134
10.	Randy Aimoe	D	150
11.	Don McLeod	C	164

1974 AMATEUR DRAFT

1.	Pierre Larouche	C	8
2.	Jacques Cossette	RW	27
3.	Traded to Detroit for Nelson Debenedet		
4.	Mario Faubert	D	62
5.	Bruce Aberhart	G	80
6.	William Schneider	LW	98
7.	Robbie Laird	LW	116
8.	Larry Finck	D	133
9.	Jim Chicoyne	D	150
10.	Rick Uhrich	RW	166
11.	Serge Gamelin	RW	181
12.	Richard Perron	D	195
13.	Richard Hindmarch		

1975 AMATEUR DRAFT

14.	William Davis	D	216
15.	J. D. Mathers	D	223
1.	Gordon Laxton	G	13
2.	Russ Anderson	D	31
3.	Paul Baxter	D	49
4.	Stu Younger	LW	67
5.	Kim Clackson	D	85
6.	Peter Morris	LW	103
7.	Mike Will	C	121
8.	Tapio Levo	D	139
9.	Bryon Shutt	LW	155
10.	Frank Salive	G	170
11.	John Glynne	D	185
12.	Lex Hudson	D	196
13.	Dan Tsubouchi	RW	202
14.	Bronislav Stankovsky		

1976 AMATEUR DRAFT

15.	Kelly Secord	RW	217
1.	Blair Chapman	RW	2
2.	Greg Malone	C	19
2.	Peter Marsh	RW	29
3.	Morris Lukowich	LW	47
4.	Greg Redquest	G	65
5.	Brendan Lowe	D	83
6.	Vic Sirko	D	101

1977 AMATEUR DRAFT

1.	Traded to Toronto for Rick Kehoe		
2.	Jim Hamilton	LW	30
3.	Kim Davis	LW	48
4.	Mark Johnson	C	66
6.	Greg Millen	G	102

1976-77 NHL SCORING LEADERS

NAME — TEAM	GP	G	A	PTS
Guy Lafleur, Montreal	80	56	80	136
Marcel Dionne, Los Angeles	80	53	69	122
Steve Shutt, Montreal	80	60	45	105
Rick MacLeish, Philadelphia	79	49	49	97
Gil Perreault, Buffalo	80	39	56	95
Tim Young, Minnesota	80	29	66	95
Jean Ratelle, Boston	78	33	61	94
Lanny McDonald, Toronto	80	46	44	90
Darryl Sittler, Toronto	73	38	52	90
Bobby Clarke, Philadelphia	80	27	62	89
Peter McNab, Boston	80	38	48	86
Butch Goring, Los Angeles	78	30	55	85
Larry Robinson, Montreal	77	19	66	85
Guy Charron, Washington	80	36	46	82
Wilf Paiement, Colorado	78	41	40	81
Tom Lysiak, Atlanta	79	30	51	81
Phil Esposito, NY Rangers	80	34	46	80
Denis Potvin, NY Islanders	80	25	55	80
Ian Turnbull, Toronto	80	22	57	79
Dennis Maruk, Cleveland	80	28	50	78
Borje Salming, Toronto	76	12	66	78
Guy Lapointe, Montreal	77	25	51	76
Jacques Lemaire, Montreal	75	34	41	75
Rod Gilbert, NY Rangers	77	27	48	75
Tom Williams, Los Angeles	80	35	39	74

LEAGUE LEADERS

Goals	Steve Shutt, Montreal	60
Assists	Guy Lafleur, Montreal	80
Points	Guy Lafleur, Montreal	136
Penalty Minutes	Dave Williams, Toronto	338
Power Play Goals	Lanny McDonald, Toronto	16
Shorthanded Goals	Lorne Henning, NY Islanders	6
	Bobby Clarke, Philadelphia	6
Winning Goals	Gil Perreault, Buffalo	9
	Steve Shutt, Montreal	9
Goals Against Avg.	Ken Dryden, Montreal	2.14
Shutouts	Ken Dryden, Montreal	10

1976-77 SCORING REGULAR SEASON

NAME	GP	G	A	PTS	PIM
Jean Pronovost	79	33	31	64	24
Pierre Larouche	65	29	34	63	14
Syl Apps	72	18	43	61	20
Rick Kehoe	80	30	27	57	10
Ron Schock	80	17	32	49	10
Mike Corrigan	73	14	27	41	36
Ron Stackhouse	80	7	34	41	72
Greg Malone	66	18	19	37	43
Blair Chapman	80	14	23	37	16
Wayne Bianchin	79	28	6	34	28
Bob Kelly	74	10	21	31	115
Dennis Owchar	46	5	18	23	37
Stan Gilbertson	67	6	9	15	13
Mario Faubert	47	2	11	13	32
Russ Anderson	66	2	11	13	81
Don Awrey	79	1	12	13	40
Dave Burrows	69	3	6	9	29
Lew Morrison	76	2	1	3	0
Ed Van Impe	10	0	3	3	6
Lowell MacDonald	3	1	1	2	0
Vic Hadfield	9	0	2	2	0
Tom Price	7	0	2	2	4
Denis Herron	34	0	1	1	4
Dunc Wilson	45	0	1	1	21
Yves Bergeron	1	0	0	0	0
Steve Lyon	3	0	0	0	2
Gordie Laxton	6	0	0	0	0
Ed Gilbert	7	0	0	0	0
Bench					12
TOTAL	80	240	375	615	669

GOALIES

NAME	GP	MP	GF	GA	ENG	SO	AVG	W-L-T
Denis Herron	34	1920	102	94	2	1	2.94	15-11-5
Dunc Wilson	45	2627	126	129	1	5	2.95	18-19-8
Gordie Laxton	6	253	12	26	0	0	6.17	1-3-0
TOTAL	80	4800	240	252	3	6	3.15	34-33-13

1976-77 PLAYOFF SCORING

	Games Played	Goals	Assists	Points	Pen. in Mins.
Jean Pronovost	3	2	1	3	2
Ron Stackhouse	3	2	1	3	0
Lowell MacDonald	3	1	2	3	4
Pierre Larouche	3	0	3	3	0
Blair Chapman	3	1	1	2	7
Greg Malone	3	1	1	2	2
Rick Kehoe	3	0	2	2	0
Dave Burrows	3	0	2	2	0
Syl Apps	3	1	0	1	12
J. Bob Kelly	3	1	0	1	4
Mario Faubert	3	1	0	1	2
Russ Anderson	3	0	1	1	14
Don Awrey	3	0	1	1	0
Wayne Bianchin	3	0	1	1	6
Ron Schock	3	0	1	1	0
Lew Morrison	1	0	0	0	0
Mike Corrigan	2	0	0	0	0

GOALTENDING

	GPI	Mins.	GA	ENG	SO	Avg.	W	L
Denis Herron	3	180	11	2	0	3.67	1	2

1975-76 INDIVIDUAL SCORING BREAKDOWN

NAME	WG	TG	GF	PPG	SHG	H	A	1H	2H	TOT
Russ Anderson	1	0	0	0	0	1	1	1	1	2
Syl Apps	2	2	4	3	2*	12	6	11	7	18
Don Awrey	0	0	0	0	0	0	1	0	1	1
Wayne Bianchin	3	1	4	4	0	16	12	13	15	28
Dave Burrows	1	0	1	1	0	1	2	2	1	3
Blair Chapman	3	0	4	1	0	8	6	8	6	14
Mike Corrigan	1	0	3	2	0	9	5	8	6	14
Mario Faubert	0	0	0	0	0	1	1	1	1	2
Stan Gilbertson	0	0	0	0	0	2	4	4	2	6
Rick Kehoe	5	0	4	7	0	18	12	18	12	30
Bob Kelly	1	0	1	1	0	7	3	3	7	10
Pierre Larouche	6*	3*	8*	8*	0	18	11	13	16*	29
Lowell MacDonald	0	0	1	1	0	0	1	0	1	1
Greg Malone	1	1	1	4	0	9	9	9	9	18
Lew Morrison	0	0	0	0	0	0	2	1	1	2
Dennis Owchar	0	0	1	1	0	4	1	3	2	5
Jean Pronovost	6*	2	8*	7	1	19*	14*	20*	13	33*
Ron Schock	4	2	3	3	1	13	4	8	9	17
Ron Stackhouse	0	1	1	3	1	1	6	4	3	7
TOTAL	34	12	44	46	5	139	101	127	113	240

Key to Abbreviations: **WG** – Goals; **TG** – Tying Goals; **GF** – First Goal of Game; **PPG** – Power Play Goals; **SHG** – Shorthanded Goals; **H** – Home Goals; **1H** – First Half of Season; **2H** – Second Half of Season; **TOT** – Total Goals

*Denotes Leader in Category

PITTSBURGH CAREER SCORING – TEN YEARS

NAME	GP	G	A	PTS	PIM
1. Jean Pronovost	674	276	262	538	256
2. Syl Apps	486	151	342	493	241
3. Ron Schock	619	124	280	404	201
4. Lowell MacDonald	309	135	158	293	58
5. Pierre Larouche	220	113	129	242	99
6. Ken Schinkel	371	93	143	236	86
7. Rick Kehoe	227	91	105	196	38
8. Ron Stackhouse	268	37	154	191	233
9. Bryan Hextall	335	71	115	186	498
10. Greg Polis	256	88	70	158	146
11. Bob Kelly	250	69	85	154	462
12. Keith McCreary	292	82	59	141	199
13. Vic Hadfield	163	61	79	140	118
14. Al McDonough	152	56	74	130	46
15. Val Fonteyne	349	39	82	121	4
16. Dave Burrows	453	20	91	111	249
17. Duane Rupp	265	21	83	104	170
18. Andy Bathgate	150	35	68	103	89
19. Nick Harbaruk	308	40	61	101	257
20. Wally Boyer	203	32	62	94	81
21. Bob Woytowich	248	22	71	93	151
22. Dean Prentice	144	47	42	89	32
23. Chuck Arnason	149	46	40	86	50
24. Darryl Edestrand	158	25	47	72	140
25. Wayne Bianchin	164	41	24	65	70
26. Bryan Watson	304	8	57	65	871
27. Barry Wilkins	133	5	56	61	203
28. Earl Ingarfield	90	23	37	60	16
29. Gene Ubriaco	114	33	26	59	30
30. Eddie Shack	87	30	29	59	96
31. Dennis Owchar	146	16	41	57	123
32. Noel Price	143	8	45	53	109
33. Charlie Burns	76	13	38	51	22
34. Dunc McCallum	185	14	35	49	228
35. Billy Dea	139	26	20	46	12
36. Paul Andrea	90	18	27	45	4
37. Michel Briere	76	12	32	44	20
38. Ab McDonald	74	22	21	43	38
39. Mike Corrigan	73	14	27	41	36
40. Leo Boivin	114	14	26	40	100
41. Glen Sather	122	20	17	37	210
42. Greg Malone	66	18	19	37	43
43. Lou Angotti	71	17	20	37	36
44. Art Stratton	58	16	21	37	16
45. Blair Chapman	80	14	23	37	16
46. Stan Gilbertson	115	29	17	36	19
47. Bob McManama	99	11	25	36	28
48. Colin Campbell	123	11	25	36	277

49. Bob Leiter	78	14	17	31	18
50. Ron Lalonde	108	10	20	30	16
51. Jim Morrison	132	5	25	30	72
52. Bob Paradise	135	5	22	27	152
53. Steve Durbano	66	4	23	27	309
54. Jack Lynch	64	1	25	26	61
55. Lew Morrison	206	13	11	24	12
56. Jean Guy Lagzce	106	4	20	24	119
57. Mario Faubert	78	4	19	23	48
58. Ab DeMarco	42	9	13	22	8
59. Billy Speer	102	4	17	21	71
60. Steve Cardwell	53	9	11	20	35
61. Bob Blackburn	124	8	12	20	105
62. Billy Harris	55	7	13	20	8
63. Rick Kessell	83	2	18	20	4
64. Bernie Lukowich	53	9	10	19	32
65. Bob Dillabough	61	7	12	19	20
66. Rene Robert	49	7	11	18	42
67. Pete Laframboise	35	5	13	18	8
68. Simon Nolet	39	9	8	17	2
69. Bob Rivard	27	5	12	17	4
70. Tracy Pratt	83	5	12	17	158
71. Ted Snell	55	4	12	16	8
72. Nick Beverley	67	2	14	16	21
73. George Konik	52	7	8	15	26
74. Rod Zaine	37	8	5	13	21
75. John Stewart	40	4	9	13	32
76. Russ Anderson	66	2	11	13	81
77. Don Awrey	79	1	12	13	40
78. Al MacNeil	74	2	10	12	58
79. Blaine Stoughton	34	5	6	11	8
80. Wayne Hicks	15	4	7	11	2
81. Tim Horton	44	2	9	11	40
82. Neilson Debenedet	31	6	3	9	11
83. Sheldon Kannegiesser	75	2	6	8	76
84. George Swarbrick	31	1	7	8	36
85. Ed Van Impe	22	0	8	8	22
86. Joe Noris	35	2	5	7	20
87. Harvey Bennett	32	3	3	6	53
88. Kelly Pratt	22	0	6	6	15
89. Ron Snell	7	3	2	5	6
90. Yvon Labre	37	2	3	5	32
91. Robin Burns	41	0	5	5	32
92. Mike McMahon	12	1	3	4	19
93. Jim Wiley	26	0	4	4	2
94. Dick Mattiussi	44	0	4	4	32
95. Jim Shires	18	1	2	3	2
96. Larry Bignell	20	0	3	3	2
97. Ron Jones	25	0	3	3	15
98. Michel Plasse	75	0	3	3	24

99. Billy Hicke	12	2	0	2	6
100. Brian McKenzie	6	1	1	2	4
101. Doug Barrie	8	1	1	2	8
102. Garry Swain	9	1	1	2	0
103. Ed Gilbert	45	1	1	2	0
104. Jacques Cossette	7	0	2	2	9
105. Tom Price	7	0	2	2	4
106. John Arbour	17	0	2	2	35
107. Denis Herron	60	0	2	2	4
108. Gary Inness	100	0	2	2	4
109. Mel Pearson	2	0	1	1	0
110. Roy Edwards	15	0	1	1	0
111. Cam Newton	16	0	1	1	6
112. Dunc Wilson	45	0	1	1	21
113. Jim Rutherford	115	0	1	1	18
114. Les Binkley	196	0	1	1	2
115. Marv Edwards	1	0	0	0	0
116. Paul Hoganson	2	0	0	0	0
117. Bob Taylor	2	0	0	0	0
118. Yves Bergeron	3	0	0	0	0
119. Steve Lyon	3	0	0	0	2
120. Bob Stumpf	3	0	0	0	4
121. Bill Lecaine	4	0	0	0	0
122. Ted Lanyon	5	0	0	0	4
123. Bob Johnson	12	0	0	0	6
124. Hank Nowak	13	0	0	0	11
125. Gordie Laxton	14	0	0	0	0
126. Hank Bassen	25	0	0	0	8
127. Joe Daley	38	0	0	0	2
128. Andy Brown	45	0	0	0	62
129. Al Smith	93	0	0	0	61
130. Bench					80
TOTAL	778	2411	3947	6358	8926

ALL TIME GOALTENDING 1967-77

NAME	GP	MP	GA	ENG	SO	AVG	SAVES	W-L-T
Roy Edwards	15	847	36	2	0	2.55	355	2-8-4
Hank Bassen	25	1299	62	2	1	2.86	616	7-10-3
Dunc Wilson	45	2627	129	1	5	2.95	1243	18-19-8
Marv Edwards	1	60	3	0	0	3.00	30	0-1-0
Al Smith	91	5027	257	3	4	3.07	2282	14-42-17
Les Binkley	196	11046	574	8	11	3.12	5031	58-94-34
Jim Rutherford	115	6252	327	6	4	3.14	2917	44-49-14
Joe Daley	38	2143	113	3	2	3.16	1094	11-18-6
Denis Herron	60	3255	178	2	3	3.28	1568	23-22-7
Gary Inness	100	5366	299	6	2	3.34	2592	39-37-13
Michel Plasse	75	4190	251	1	2	3.59	2013	33-24-14
Cam Newton	16	814	51	2	0	3.76	361	4-7-1
Andy Brown	45	2476	156	0	1	3.78	1126	16-20-6
Bob Johnson	12	476	40	0	0	5.04	237	3-4-1
Gordie Laxton	14	667	57	2	0	5.13	301	4-7-0
Bob Taylor	2	78	7	1	0	5.38	41	0-1-0
Paul Hoganson	2	57	7	0	0	7.37	21	0-1-0
TOTAL	778	46680	2547	39	35	3.32	21828	286-364-128

(2586)

SEASON LEADERS

SEASON	GOALS	ASSISTS	POINTS	PENALTY MINUTES
1976-77	Jean Pronovost Rick Kehoe	33 30	43 34	64 63
1975-76	Pierre Larouche Jean Pronovost	53 52	67 60	111 104
1974-75	Jean Pronovost Rick Kehoe	43 32	63 55	86 79
1973-74	Lowell MacDonald Jean Pronovost	43 40	61 39	85 82
1972-73	Al McDonough Lowell MacDonald	35 34	56 41	85 76
1971-72	Jean Pronovost Greg Polis	30 30	44 30	59 53
1970-71	Jean Pronovost Dean Prentice Keith McCreary	21 21 21	32 30 30	48 45 45
1969-70	Dean Prentice Ken Schinkel Jean Pronovost	26 20 20	32 25 25	51 45 45
1968-69	Keith McCreary Ken Schinkel	25 18	38 34	52 51
1967-68	Ab McDonald Andy Bathgate	22 20	39 28	59 43

ALL TIME LEADERS

GAMES PLAYED	GOALS
Jean Pronovost 674	Jean Pronovost 276
Ron Schock 619	Syl Apps 151
Syl Apps 486	Lowell MacDonald 135
Dave Burrows 453	Ron Schock 124
Ken Schinkel 371	Pierre Larouche 113
Val Fonteyne 349	Ken Schinkel 93
Bryan Hextall 335	Rick Kehoe 91
Lowell MacDonald 309	Greg Polis 88
Nick Harbaruk 308	Keith McCreary 82
Bryan Watson 304	Bryan Hextall 71
Keith McCreary 292	Bob Kelly 69
Ron Stackhouse 268	Vic Hadfield 61
Duane Rupp 265	Al McDonough 56
Greg Polis 256	Dean Prentice 47
Bob Kelly 250	Chuck Arnason 46
ASSISTS	POINTS
Syl Apps 342	Jean Pronovost 538
Ron Schock 280	Syl Apps 493
Jean Pronovost 262	Ron Schock 404
Lowell MacDonald 158	Lowell MacDonald 293
Ron Stackhouse 154	Pierre Larouche 242
Ken Schinkel 143	Ken Schinkel 236
Pierre Larouche 129	Rick Kehoe 196
Bryan Hextall 115	Ron Stackhouse 191
Rick Kehoe 105	Bryan Hextall 186
Dave Burrows 91	Greg Polis 158
Bob Kelly 85	Bob Kelly 154
Duane Rupp 83	Keith McCreary 141
Val Fonteyne 82	Vic Hadfield 140
Vic Hadfield 79	Al McDonough 130
Al McDonough 74	Val Fonteyne 121
PENALTY MINUTES	
Bryan Watson 871	Dave Burrows 249
Bryan Hextall 498	Syl Apps 241
Bob Kelly 462	Ron Stackhouse 233
Steve Durbano 309	Dunc McCallum 228
Colin Campbell 277	Glen Sather 210
Nick Harbaruk 257	Barry Wilkins 203
Jean Pronovost 256	Ron Schock 201

10 BEST SEASONS

GOALS	POINTS
Pierre Larouche . . 53 . . (1975-76)	Pierre Larouche . .111 . . (1975-76)
Jean Pronovost . . 52 . . (1975-76)	Jean Pronovost . .104 . . (1975-76)
Lowell MacDonald 43 . . (1973-74)	Syl Apps 99 . . (1975-76)
Jean Pronovost . . 43 . . (1974-75)	Ron Schock 86 . . (1974-75)
Jean Pronovost . . 40 . . (1973-74)	Syl Apps 85 . . (1972-73)
Al McDonough . . 35 . . (1972-73)	Syl Apps 85 . . (1973-74)
Lowell MacDonald 34 . . (1972-73)	Lowell MacDonald 82 . . (1973-74)
Jean Pronovost . . 33 . . (1976-77)	Syl Apps 79 . . (1974-75)
Rick Kehoe 32 . . (1974-75)	Al McDonough . . 76 . . (1972-73)
Syl Apps 32 . . (1975-76)	Rick Kehoe 76 . . (1975-76)
Vic Hadfield . . . 31 . . (1974-75)	Lowell MacDonald 75 . . (1972-73)
Pierre Larouche . . 31 . . (1974-75)	Jean Pronovost . . 75 . . (1974-75)
Jean Pronovost . . 30 . . (1971-72)	Vic Hadfield . . . 73 . . (1974-75)
Greg Polis 30 . . (1971-72)	Lowell MacDonald 73 . . (1975-76)
Vic Hadfield . . . 30 . . (1975-76)	Jean Pronovost . . 72 . . (1973-74)
Rick Kehoe 30 . . (1976-77)	Ron Stackhouse . . 71 . . (1975-76)
ASSISTS	PENALTY MINUTES
Syl Apps 67 . . (1975-76)	Bryan Watson . . .212 . . (1971-72)
Ron Schock 63 . . (1974-75)	Bryan Watson . . .189 . . (1969-70)
Syl Apps 61 . . (1973-74)	Bryan Watson . . .179 . . (1972-73)
Ron Stackhouse . . 60 . . (1975-76)	Colin Campbell . .172 . . (1974-75)
Pierre Larouche . . 58 . . (1975-76)	Steve Durbano . .161 . . (1975-76)
Syl Apps 56 . . (1972-73)	Bob Kelly149 . . (1975-76)
Syl Apps 55 . . (1974-75)	Steve Durbano . .138 . . (1973-74)
Jean Pronovost . . 52 . . (1975-76)	Bryan Watson . . .137 . . (1973-74)
Rick Kehoe 47 . . (1975-76)	Bryan Hextall . . .133 . . (1970-71)
Ron Stackhouse . . 45 . . (1974-75)	Bryan Hextall . . .126 . . (1971-72)
Syl Apps 44 . . (1971-72)	
Ron Schock 44 . . (1975-76)	
Lowell MacDonald 43 . . (1975-76)	
Syl Apps 43 . . (1976-77)	
Vic Hadfield . . . 42 . . (1974-75)	

PENALTY SHOTS

Date	Place	Player - Team	Goalie - Team	Result
Dec. 23, 1967	Pittsburgh	Bill Collins, Minn.	Les Binkley, Pgh.	no goal
Jan. 31, 1968	St. Louis	George Konik, Pgh.	Glenn Hall, St. L.	GOAL
Feb. 5, 1969	Pittsburgh	Charlie Burns, Pgh.	Ed Giacomini, NYR	no goal
Mar. 18, 1970	Pittsburgh	Keith McCreary, Pgh.	Ed Giacomini, NYR	no goal
Jan. 14, 1971	Detroit	Jean Pronovost, Pgh.	Roy Edwards, Det.	GOAL
Feb. 24, 1971	Pittsburgh	Greg Polis, Pgh.	Ernie Wakely, St. L.	no goal
Feb. 9, 1972	Toronto	Syl Apps, Pgh.	Bernie Parent, Tor.	GOAL
Nov. 12, 1972	Buffalo	Lowell MacDonald, Pgh.	Roger Corzier, Buf.	no goal
Jan. 10, 1973	Pittsburgh	Ron Schock, Pgh.	Roy Edwards, Det.	no goal
Mar. 10, 1973	Pittsburgh	Ron Schock, Pgh.	Ed Giacomini, NYR.	no goal
Feb. 16, 1974	Pittsburgh	Chuck Arnason, Pgh.	Gilles Meloche, Cal.	no goal
Mar. 5, 1974	NY Islanders	Ralph Stewart, NYI	Andy Brown, Pgh.	no goal
Nov. 20, 1974	Toronto	Dave Keon, Tor.	Gary Inness, Pgh.	GOAL
Nov. 14, 1976	NY Rangers	Bill Goldsworthy, NYR	Dunc Wilson, Pgh.	no goal
Nov. 21, 1976	Pittsburgh	Alain Daigle, Chi.	Dunc Wilson, Pgh.	no goal
Nov. 30, 1976	Washington	Ron Schock, Pgh.	Bernie Wolfe, Wash.	no goal
Dec. 16, 1976	Pittsburgh	Al MacAdam, Clev.	Denis Herron, Pgh.	GOAL

Pittsburgh shooters have scored 3 times in 11 attempts.

Pittsburgh goalies have been scored upon 2 times in 6 attempts.

Of the nine penalty shots taken in Pittsburgh, there has only been one successful shot.

POWER PLAY GOALS 1976-77

FOR (46 in 272 chances)

vs ATLANTA	— (2-10)	Pronovost & Larouche
vs BOSTON	— (1-17)	Kehoe
vs BUFFALO	— (2-8)	Kehoe & Malone
vs CHICAGO	— (2-10)	Kehoe & Larouche
vs CLEVELAND	— (2-15)	Schock & Pronovost
vs COLORADO	— (3-19)	Corrigan, Kehoe & Pronovost
vs DETROIT	— (7-32)	Bianchin 3, Malone, Burrows, Stackhouse & MacDonald
vs LOS ANGELES	— (5-28)	Apps 2, Kehoe, Owchar & Corrigan
vs MINNESOTA	— (3-7)	Apps, Kelly & Pronovost
vs MONTREAL	— (3-18)	Pronovost 2 & Stackhouse
vs NY ISLANDERS	— (1-10)	Schock
vs NY RANGERS	— (2-13)	Larouche 2
vs PHILADELPHIA	— (1-10)	Larouche
vs ST. LOUIS	— (3-12)	Pronovost, Malone & Kehoe
vs TORONTO	— (4-20)	Larouche 2, Stackhouse & Kehoe
vs VANCOUVER	— (4-14)	Bianchin, Schock, Larouche & Malone
vs WASHINGTON	— (1-19)	Chapman

AGAINST (47 in 209 chances)

ATLANTA	— (4-11)	Vail 2, Lysiak & Chouinard
BOSTON	— (2-10)	Park & Bucyk
BUFFALO	— (4-11)	Robert 2, Korab & R. Martin
CHICAGO	— (3-9)	Koroll, Martin & Boldirev
CLEVELAND	— (1-14)	MacAdam
COLORADO	— (1-16)	Paiement
DETROIT	— (1-13)	Bergeron
LOS ANGELES	— (7-19)	Dionne 3, Goring, Williams, Kozak & Hutchison
MINNESOTA	— (0-9)	None
MONTREAL	— (6-15)	Shutt 2, Lafleur 2, Tremblay & Houle
NY ISLANDERS	— (1-6)	D. Potvin
NY RANGERS	— (3-12)	McEwen, Murdoch & Esposito
PHILADELPHIA	— (0-6)	None
ST. LOUIS	— (2-13)	MacMillan & Affleck
TORONTO	— (3-17)	McDonald, Sittler & Ashby
VANCOUVER	— (3-10)	Blight 3
WASHINGTON	— (6-18)	Meehan 2, White, Moahan, Riley, Smith

Penguin Scorers

Larouche	8	Stackhouse	3
Kehoe	7	Corrigan	2
Pronovost	7	Burrows	1
Bianchin	4	Chapman	1
Malone	4	Kelly	1
Apps	3	MacDonald	1
Schock	3	Owchar	1

Penguins in Penalty Box

Stackhouse	6	Burrows	2
Kelly	6	Pronovost	2
Apps	5	Corrigan	2
Anderson	4	Larouche	2
Faubert	4	Malone	1
Schock	3	Price	1
Bianchin	3	Gilbertson	1
Awrey	3	Owchar	1
		Bench	1

1977-78 SHORTHANDED GOALS

The Penguins scored 5 shorthanded goals in 1977-78. Syl Apps scored two (Los Angeles & Washington); Ron Schock (Boston); Jean Pronovost (Cleveland); and Ron Stackhouse (Minnesota) scored single goals.

Opponents scored 6 shorthanded goals against the Penguins. Brad Park (Boston), Wilf Paiement (Colorado), Jim Nahrgang (Detroit), Mike Murphy (Los Angeles), Jacques Lemaire (Montreal) and Ian Turnbull (Toronto) scored against the Pens.

1976-77 GAME-BY-GAME RESULTS

GAME	DAY	DATE	OPPONENT	RESULT	SCORE	W-L-T	GF-GA
1.	Wed.	Oct. 6	VANCOUVER	W	9-5	1-0-0	9-5
2.	Thu.	Oct. 7	Montreal	L	1-10	1-1-0	10-15
3.	Sat.	Oct. 9	LOS ANGELES	L	4-7	1-2-0	14-22
4.	Wed.	Oct. 13	Chicago	L	1-4	1-3-0	15-26
5.	Fri.	Oct. 15	Atlanta	L	1-2	1-4-0	16-28
6.	Sat.	Oct. 16	DETROIT	W	4-3	2-4-0	20-31
7.	Wed.	Oct. 20	Toronto	T	4-4	2-4-1	24-35
8.	Sat.	Oct. 23	MONTREAL	L	1-9	2-5-1	25-44
9.	Sun.	Oct. 24	ATLANTA	T	3-3	2-5-2	28-47
10.	Thu.	Oct. 27	Buffalo	T	4-4	2-5-3	32-51
11.	Thu.	Oct. 28	Philadelphia	L	0-3	2-6-3	32-54
12.	Sat.	Oct. 30	NY RANGERS	T	2-2	2-6-4	34-56
13.	Tue.	Nov. 2	LOS ANGELES	W	7-1	3-6-4	41-57
14.	Fri.	Nov. 5	Colorado	W	4-1	4-6-4	45-58
15.	Sun.	Nov. 7	Cleveland	T	2-2	4-6-5	47-60
16.	Wed.	Nov. 10	Minnesota	L	2-3	4-7-5	49-63
17.	Sat.	Nov. 13	PHILADELPHIA	W	1-0	5-7-5	50-63
18.	Sun.	Nov. 14	NY Rangers	W	5-1	6-7-5	55-64
19.	Sat.	Nov. 20	COLORADO	L	2-5	6-8-5	57-69
20.	Sun.	Nov. 21	CHICAGO	W	5-0	7-8-5	62-69
21.	Wed.	Nov. 24	BOSTON	L	0-4	7-9-5	62-73
22.	Fri.	Nov. 26	Cleveland	W	3-1	8-9-5	65-74
23.	Sat.	Nov. 27	NY ISLANDERS	L	1-3	8-10-5	66-77
24.	Tue.	Nov. 30	Washington	L	4-6	8-11-5	70-83
25.	Thu.	Dec. 2	NY Islanders	W	4-2	9-11-5	74-85
26.	Sat.	Dec. 4	Montreal	L	1-3	9-12-5	75-88
27.	Tue.	Dec. 7	MINNESOTA	W	6-2	10-12-5	81-90
28.	Thu.	Dec. 9	Buffalo	W	2-1	11-12-5	83-91
29.	Sat.	Dec. 11	NY Islanders	L	3-6	11-13-5	86-97
30.	Sun.	Dec. 12	ST. LOUIS	W	5-3	12-13-5	91-100
31.	Thu.	Dec. 16	CLEVELAND	W	5-4	13-13-5	96-104
32.	Sat.	Dec. 18	WASHINGTON	L	3-5	13-14-5	99-109
33.	Sun.	Dec. 19	Boston	L	3-6	13-15-5	102-115
34.	Wed.	Dec. 22	Toronto	W	5-2	14-15-5	107-117
35.	Thu.	Dec. 23	Detroit	L	2-5	14-16-5	109-122
36.	Sun.	Dec. 26	TORONTO	W	4-2	15-16-5	113-124
37.	Wed.	Dec. 29	MONTREAL	T	3-3	15-16-6	116-127
38.	Sat.	Jan. 1	BUFFALO	W	6-3	16-16-6	122-130
39.	Tue.	Jan. 4	VANCOUVER	T	2-2	16-16-7	124-132
40.	Thu.	Jan. 6	Washington	T	3-3	16-16-8	127-135
41.	Sat.	Jan. 8	CHICAGO	W	4-2	17-16-8	131-137
42.	Tue.	Jan. 11	TORONTO	L	0-2	17-17-8	131-139
43.	Sat.	Jan. 15	BUFFALO	W	5-2	18-17-8	136-141
44.	Sun.	Jan. 16	ATLANTA	L	5-6	18-18-8	141-147
45.	Wed.	Jan. 19	Vancouver	W	3-0	19-18-8	144-147
46.	Thu.	Jan. 20	Los Angeles	L	3-5	19-19-8	147-152
47.	Sat.	Jan. 22	NY ISLANDERS	W	3-2	20-19-8	150-154
48.	Thu.	Jan. 27	NY Rangers	W	3-0	21-19-8	153-154
49.	Sat.	Jan. 29	PHILADELPHIA	L	2-5	21-20-8	155-159
50.	Sun.	Jan. 30	BOSTON	W	5-2	22-20-8	160-161
51.	Wed.	Feb. 2	MINNESOTA	W	5-2	23-20-8	165-163
52.	Thu.	Feb. 3	Cleveland	T	0-0	23-20-9	165-163
53.	Sat.	Feb. 5	DETROIT	W	3-1	24-20-9	168-164
54.	Sun.	Feb. 6	Colorado	L	2-5	24-21-9	170-169
55.	Tue.	Feb. 8	St. Louis	L	3-6	24-22-9	173-175
56.	Fri.	Feb. 11	Vancouver	L	2-3	24-23-9	175-178
57.	Sat.	Feb. 12	Los Angeles	W	3-2	25-23-9	178-180
58.	Wed.	Feb. 16	MONTREAL	T	4-4	25-23-10	182-184
59.	Sat.	Feb. 19	Toronto	T	6-6	25-23-11	188-190
60.	Sun.	Feb. 20	CLEVELAND	W	4-1	26-23-11	192-191
61.	Tue.	Feb. 22	Washington	L	1-3	26-24-11	193-194
62.	Thu.	Feb. 24	Detroit	L	2-3	26-25-11	195-197
63.	Sat.	Feb. 26	WASHINGTON	W	2-1	27-25-11	197-198
64.	Sun.	Feb. 27	BOSTON	T	2-2	27-25-12	199-200
65.	Wed.	Mar. 2	LOS ANGELES	L	0-5	27-26-12	199-205
66.	Thu.	Mar. 3	Montreal	L	1-6	27-27-12	200-210
67.	Sat.	Mar. 5	Los Angeles	W	3-3	27-27-13	203-213
68.	Tue.	Mar. 8	St. Louis	T	2-1	28-27-13	205-214
69.	Wed.	Mar. 9	COLORADO	W	3-0	29-27-13	208-214
70.	Sat.	Mar. 12	BUFFALO	W	3-2	30-27-13	211-216
71.	Sun.	Mar. 14	Philadelphia	L	0-4	30-28-13	211-220
72.	Tue.	Mar. 15	Atlanta	L	9-7	30-29-13	214-227
73.	Wed.	Mar. 16	ST. LOUIS	W	7-3	31-29-13	221-230
74.	Sat.	Mar. 19	NY RANGERS	L	2-5	31-30-13	223-235
75.	Sun.	Mar. 20	Chicago	L	2-3	31-31-13	225-238
76.	Tue.	Mar. 22	Minnesota	W	4-2	32-31-13	229-240
77.	Sun.	Mar. 27	Boston	L	0-3	32-32-13	229-243
78.	Wed.	Mar. 30	WASHINGTON	L	3-4	32-33-13	232-247
79.	Sat.	Apr. 2	Detroit	W	4-3	33-33-13	236-250
80.	Sun.	Apr. 3	DETROIT	W	4-2	34-33-13	240-252
PLAYOFFS							
1.	Tue.	Apr. 5	TORONTO	L	2-4	0-1	2-4
2.	Thu.	Apr. 7	Toronto	W	6-4	1-1	8-8
3.	Sat.	Apr. 9	TORONTO	L	2-5	1-2	10-13

1976-77 GAME-BY-GAME HOME RESULTS

GAME	DAY	DATE	OPPONENT	RESULT	SCORE	W-L-T	GF-GA
1.	Wed.	Oct. 6	Vancouver	W	9-5	1-0-0	9-5
2.	Sat.	Oct. 9	Los Angeles	L	4-7	1-1-0	13-12
3.	Sat.	Oct. 16	Detroit	W	4-3	2-1-0	17-15
4.	Sat.	Oct. 23	Montreal	L	1-9	2-2-0	18-24
5.	Sun.	Oct. 24	Atlanta	T	3-3	2-2-1	21-27
6.	Sat.	Oct. 30	NY Rangers	T	2-2	2-2-2	23-29
7.	Tue.	Nov. 2	Los Angeles	W	7-1	3-2-2	30-30
8.	Sat.	Nov. 13	Philadelphia	W	1-0	4-2-2	31-30
9.	Sat.	Nov. 20	Colorado	L	2-5	4-3-2	33-35
10.	Sun.	Nov. 21	Chicago	W	5-0	5-3-2	38-35
11.	Wed.	Nov. 24	Boston	L	0-4	5-4-2	38-39
12.	Sat.	Nov. 27	NY Islanders	L	1-3	5-5-2	39-42
13.	Tue.	Dec. 7	Minnesota	W	6-2	6-5-2	45-44
14.	Sun.	Dec. 12	St. Louis	W	5-3	7-5-2	50-47
15.	Thu.	Dec. 16	Cleveland	W	5-4	8-5-2	55-51
16.	Sat.	Dec. 18	Washington	L	3-5	8-6-2	58-56
17.	Sun.	Dec. 26	Toronto	W	4-2	9-6-2	62-58
18.	Wed.	Dec. 29	Montreal	T	3-3	9-6-3	65-61
19.	Sat.	Jan. 1	Buffalo	W	6-3	10-6-3	71-64
20.	Tue.	Jan. 4	Vancouver	T	2-2	10-6-4	73-66
21.	Sat.	Jan. 8	Chicago	W	4-2	11-6-4	77-68
22.	Tue.	Jan. 11	Toronto	L	0-2	11-7-4	77-70
23.	Sat.	Jan. 15	Buffalo	W	5-2	12-7-4	82-72
24.	Sun.	Jan. 16	Atlanta	L	5-6	12-8-4	87-78
25.	Sat.	Jan. 22	NY Islanders	W	3-2	13-8-4	90-80
26.	Sat.	Jan. 29	Philadelphia	L	2-5	13-9-4	92-85
27.	Sun.	Jan. 30	Boston	W	5-2	14-9-4	97-87
28.	Wed.	Feb. 2	Minnesota	W	5-2	15-9-4	102-89
29.	Sat.	Feb. 5	Detroit	W	3-1	16-9-4	105-90
30.	Wed.	Feb. 16	Montreal	T	4-4	16-9-5	109-94
31.	Sun.	Feb. 20	Cleveland	W	4-1	17-9-5	113-95
32.	Sat.	Feb. 26	Washington	W	2-1	18-9-5	115-96
33.	Sun.	Feb. 27	Boston	T	2-2	18-9-6	117-98
34.	Wed.	Mar. 2	Los Angeles	L	0-5	18-10-6	117-103
35.	Wed.	Mar. 9	Colorado	W	3-0	19-10-6	120-103
36.	Sat.	Mar. 12	Buffalo	W	3-2	20-10-6	123-105
37.	Wed.	Mar. 16	St. Louis	W	7-3	21-10-6	130-108
38.	Sat.	Mar. 19	NY Rangers	L	2-5	21-11-6	132-113
39.	Wed.	Mar. 30	Washington	L	3-4	21-12-6	135-117
40.	Sun.	Apr. 3	Detroit	W	4-2	22-12-6	139-119

PLAYOFFS

1.	Tue.	Apr. 5	Toronto	L	2-4	0-1	2-4
2.	Sat.	Apr. 9	Toronto	L	2-5	0-2	4-9

1976-77 GAME-BY-GAME AWAY RESULTS

GAME	DAY	DATE	OPPONENT	RESULT	SCORE	W-L-T	GF-GA
1.	Thu.	Oct. 7	Montreal	L	1-10	0-1-0	1-10
2.	Wed.	Oct. 13	Chicago	L	1-4	0-2-0	2-14
3.	Fri.	Oct. 15	Atlanta	L	1-2	0-3-0	3-16
4.	Wed.	Oct. 20	Toronto	T	4-4	0-3-1	7-20
5.	Wed.	Oct. 27	Buffalo	T	4-4	0-3-2	11-24
6.	Thu.	Oct. 28	Philadelphia	L	0-3	0-4-2	11-27
7.	Fri.	Nov. 7	Colorado	W	4-1	1-4-2	15-28
8.	Sat.	Nov. 7	Cleveland	T	2-2	1-4-3	17-30
9.	Wed.	Nov. 10	Minnesota	L	2-3	1-5-3	19-33
10.	Sun.	Nov. 14	NY Rangers	W	5-1	2-5-3	24-34
11.	Fri.	Nov. 26	Cleveland	W	3-1	3-5-3	27-35
12.	Tue.	Nov. 30	Washington	L	4-6	3-6-3	31-41
13.	Thu.	Dec. 2	NY Islanders	W	4-2	4-6-3	35-43
14.	Sat.	Dec. 4	Montreal	L	1-2	4-7-3	36-46
15.	Thu.	Dec. 9	Buffalo	W	2-1	5-7-3	38-47
16.	Sat.	Dec. 11	NY Islanders	L	3-6	5-8-3	41-53
17.	Sun.	Dec. 19	Boston	L	3-6	5-9-3	44-59
18.	Wed.	Dec. 22	Toronto	W	5-2	6-9-3	49-61
19.	Thu.	Dec. 23	Detroit	L	2-5	6-10-3	51-66
20.	Thu.	Jan. 6	Washington	T	3-3	6-10-4	54-69
21.	Wed.	Jan. 13	Vancouver	W	3-0	7-10-4	57-69
22.	Thu.	Jan. 20	Los Angeles	L	3-5	7-11-4	60-74
23.	Thu.	Jan. 27	NY Rangers	W	3-0	8-11-4	63-74
24.	Thu.	Feb. 3	Cleveland	T	0-0	8-11-5	63-74
25.	Sun.	Feb. 6	Colorado	L	2-5	8-12-5	65-79
26.	Tue.	Feb. 8	St. Louis	L	3-6	8-13-5	68-85
27.	Fri.	Feb. 11	Vancouver	L	2-3	8-14-5	70-88
28.	Sat.	Feb. 12	Los Angeles	W	3-2	9-14-5	73-90
29.	Sat.	Feb. 19	Toronto	T	6-6	9-14-6	79-96
30.	Tue.	Feb. 22	Washington	L	1-3	9-15-6	80-99
31.	Thu.	Feb. 24	Detroit	L	2-3	9-16-6	82-102
32.	Thu.	Mar. 3	Montreal	L	1-5	9-17-6	83-107
33.	Sat.	Mar. 5	Los Angeles	T	3-3	9-17-7	86-110
34.	Thu.	Mar. 8	St. Louis	W	2-1	10-17-7	88-111
35.	Sun.	Mar. 13	Philadelphia	L	0-4	10-18-7	88-115
36.	Tue.	Mar. 15	Atlanta	L	3-7	10-19-7	91-122
37.	Sun.	Mar. 20	Chicago	L	2-3	10-20-7	93-125
38.	Tue.	Mar. 22	Minnesota	W	4-2	11-20-7	97-127
39.	Sun.	Mar. 27	Boston	L	0-3	11-21-7	97-130
40.	Sat.	Apr. 2	Detroit	W	4-3	12-21-7	101-133
PLAYOFFS							
1.	Thu.	Apr. 7	Toronto	W	6-4	1-0	6-4

1977-78 PITTSBURGH PENGUINS ROSTER

	HGT.	WGT.	PLACE OF BIRTH	DATE	1976-77 CLUB	GP	G	A	PTS	PIM
FORWARDS:										
Syl Apps	6'0"	195	Toronto, Ont.	8-1-47	Pittsburgh	72	18	43	61	20
Wayne Bianchin	5'10"	180	Nanaimo, B.C.	9-6-53	Pittsburgh	79	28	6	34	28
Tom Cassidy	5'11"	187	Blind River, Ont.	3-15-52	Columbus (IHL)	75	47	61	108	172
Blair Chapman	6'0"	190	Lloydminster, Sask.	6-13-56	Pittsburgh	80	14	23	37	16
Mike Corrigan	5'10"	175	Ottawa, Ont.	1-11-46	Fort Worth (CHL)	2	1	3	4	2
					Pittsburgh	73	14	27	41	36
Jacques Cossette	5'9"	185	Rouyn-Noranda, Que.	6-20-54	Hershey	71	38	29	67	49
Kim Davis	5'11"	170	Flin Flon, Man.	10-31-57	Flin Flon (WCHL)	69	56	55	111	250
Stan Gilbertson	6'0"	175	Duluth, Minn.	10-29-44	Pittsburgh	67	6	9	15	13
Vic Hadfield	6'0"	190	Oakville, Ont.	10-4-40	Pittsburgh	9	0	2	2	0
Jim Hamilton	6'0"	180	Barrie, Ont.	1-18-57	London (OHA)	65	39	53	92	40
Al Hillier	5'8"	160	Flin Flon, Man.	1-15-54	Columbus (IHL)	73	29	54	83	24
Rick Kehoe	5'11"	180	Windsor, Ont.	6-15-51	Pittsburgh	80	30	27	57	10
Pierre Larouche	5'11"	175	Taschereau, Que.	11-16-55	Pittsburgh	65	29	34	63	14
Lowell MacDonald	5'11"	185	New Glasgow, N.S.	8-30-41	Pittsburgh	3	1	1	2	0
Greg Malone	6'0"	190	Chatham, N. B.	3-8-56	Pittsburgh	66	18	19	37	43
Lew Morrison	6'0"	185	Gainsborough, Sask.	2-11-48	Pittsburgh	76	2	1	3	0
Jean Pronovost	6'0"	185	Shawinigan Falls, Que.	12-18-45	Pittsburgh	79	33	31	64	24
Brian Spencer	5'11"	180	Fort St. James, B. C.	9-3-49	Buffalo	77	14	15	29	55
Mike Thompson	6'2"	210	Winnipeg, Man.	6-3-54	Columbus (IHL)	74	10	23	33	153
Stu Younger	6'1"	195	Calgary, Alta.	4-16-55	Michigan Tech	37	19	17	36	83

DEFENSEMEN:

Russ Anderson	6'3"	210	Minneapolis, Minn.	2-12-55	Hershey (AHL)	11	0	4	4	35
Don Awrey	6'0"	195	Kitchener, Ont.	7-18-43	Pittsburgh	66	2	11	13	81
Dave Burrows	6'1"	190	Toronto, Ont.	1-11-49	Pittsburgh	79	1	12	13	40
Colin Campbell	5'9"	190	London, Ont.	1-28-53	Colorado	69	3	6	9	29
Mario Faubert	6'1"	175	Valleyfield, Que.	12-2-54	Hershey (AHL)	54	3	8	11	67
					Pittsburgh	32	8	19	27	42
John Glynne	5'11"	185	Hamden, Conn.	11-15-55	Vermont U.	47	2	11	13	32
Steve Lyon	5'10"	170	Toronto, Ont.	5-16-52	Columbus (IHL)	30	8	19	27	46
					Pittsburgh	77	33	58	91	123
Dennis Owchar	5'11"	190	Dryden, Ont.	3-28-53	Pittsburgh	3	0	0	0	2
Bob Paradise	6'1"	205	St. Paul, Minn.	4-22-44	Washington	46	5	18	23	37
Tom Price	6'1"	190	Toronto, Ont.	7-12-54	Salt Lake (CHL)	22	0	5	5	20
					Cleveland	55	3	21	24	71
Ron Stackhouse	6'3"	210	Haliburton, Ont.	8-26-49	Pittsburgh	2	0	0	0	0
					Pittsburgh	7	0	2	2	4
					Pittsburgh	80	7	34	41	72

GOALTENDERS:

	HGT.	WGT.	PLACE OF BIRTH	DATE	1976-77 CLUB	GP	MP	GA	SO	AVG
Denis Herron	5'11"	165	Chambly, Que.	6-18-52	Pittsburgh	34	1920	94	1	2.94
Gordon Laxton	5'10"	195	Montreal, Que.	3-16-55	Hershey (AHL)	18	958	80	0	5.01
					Pittsburgh	6	253	26	0	6.17
Greg Millen	5'9"	160	Toronto, Ont.	6-25-57	Peterborough (OHA)	59	3457	249	0	4.25
Greg Redquest	5'10"	190	Toronto, Ont.	7-30-56	Columbus (IHL)	31	1596	105	1	3.95
Dunc Wilson	5'11"	175	Toronto, Ont.	3-22-48	Pittsburgh	45	2627	129	5	2.95

TEAM BY TEAM RECORDS 1976-77

PITTSBURGH VS	GP	W	L	T	GF	GA	PTS
Atlanta	4	0	3	1	12	18	1
Boston	5	1	3	1	10	17	3
Buffalo	5	4	0	1	20	12	9
Chicago	4	2	2	0	12	9	4
Cleveland	5	3	0	2	14	8	8
Colorado	4	2	2	0	11	11	4
Detroit	6	4	2	0	19	17	8
Los Angeles	6	2	3	1	20	23	5
Minnesota	4	3	1	0	17	9	6
Montreal	6	0	4	2	11	34	2
NY Islanders	4	2	2	0	11	13	4
NY Rangers	4	2	1	1	12	8	5
Philadelphia	4	1	3	0	3	12	2
St. Louis	4	3	1	0	17	13	6
Toronto	5	2	1	2	19	16	6
Vancouver	4	2	1	1	16	10	5
Washington	6	1	4	1	16	22	3
TOTAL	80	34	33	13	240	252	81
vs Norris Division	24	7	13	4	66	96	18
vs Adams Division	20	10	4	6	63	53	26
vs Smythe Division	20	12	7	1	73	52	25
vs Patrick Division	16	5	9	2	38	51	12

OVERALL 1967-77

PITTSBURGH VS	GP	W	L	T	GF	GA	PTS
Atlanta	23	10	7	6	79	75	26
Boston	53	8	35	10	144	218	26
Buffalo	37	9	16	12	110	134	30
Chicago	51	14	33	4	142	190	32
Cleveland	64	30	16	18	235	182	78
Colorado	12	6	3	3	48	35	15
Detroit	56	24	25	7	186	167	55
Los Angeles	67	31	31	5	193	195	67
Minnesota	60	29	23	8	202	175	66
Montreal	56	6	42	8	138	248	20
NY Islanders	22	11	7	4	72	56	26
NY Rangers	50	13	31	6	134	195	32
Philadelphia	61	20	29	12	152	192	52
St. Louis	61	22	30	9	170	185	53
Toronto	53	21	21	11	178	176	53
Vancouver	34	22	9	3	140	105	47
Washington	18	10	6	2	88	58	22
TOTAL	778	276	364	128	2411	1586	700

TEAM BY TEAM RECORDS 1976-1977 – HOME

PITTSBURGH VS	GP	W	L	T	GF	GA	PTS
Atlanta	2	0	1	1	8	9	1
Boston	3	1	1	1	7	8	3
Buffalo	3	3	0	0	14	7	6
Chicago	2	2	0	0	9	2	4
Cleveland	2	2	0	0	9	5	4
Colorado	2	1	1	0	5	5	2
Detroit	3	3	0	0	11	6	6
Los Angeles	3	1	2	0	11	13	2
Minnesota	2	2	0	0	11	4	4
Montreal	3	0	1	2	8	16	2
NY Islanders	2	1	1	0	4	5	2
NY Rangers	2	0	1	1	4	7	1
Philadelphia	2	1	1	0	3	5	2
St. Louis	2	2	0	0	12	6	4
Toronto	2	1	1	0	4	4	2
Vancouver	2	1	0	1	11	7	3
Washington	3	1	2	0	8	10	2
TOTAL	40	22	12	6	139	119	50
vs Norris Division	12	5	5	2	38	45	12
vs Adams Division	10	7	2	1	34	24	15
vs Smythe Division	10	8	1	1	48	24	17
vs Patrick Division	8	2	4	2	19	26	6

TEAM BY TEAM RECORDS 1976-77 – AWAY

PITTSBURGH VS	GP	W	L	T	GF	GA	PTS
Atlanta	2	0	2	0	4	9	0
Boston	2	0	2	0	3	9	0
Buffalo	2	1	0	1	6	5	3
Chicago	2	0	2	0	3	7	0
Cleveland	3	1	0	2	5	3	4
Colorado	2	1	1	0	6	6	2
Detroit	3	1	2	0	8	11	2
Los Angeles	3	1	1	1	9	10	3
Minnesota	2	1	1	0	6	5	2
Montreal	3	0	3	0	3	18	0
NY Islanders	2	1	1	0	7	8	2
NY Rangers	2	2	0	0	8	1	4
Philadelphia	2	0	2	0	0	7	0
St. Louis	2	1	1	0	5	7	2
Toronto	3	1	0	2	15	12	4
Vancouver	2	1	1	0	5	3	2
Washington	3	0	2	1	8	12	1
TOTAL	40	12	21	7	101	133	31
vs Norris Division	12	2	8	2	28	51	6
vs Adams Division	10	3	2	5	29	29	11
vs Smythe Division	10	4	6	0	25	28	8
vs Patrick Division	8	3	5	0	19	25	6

HOME OVERALL 1967-77

PITTSBURGH VS	GP	W	L	T	GF	GA	PTS
Atlanta	12	6	1	5	49	35	17
Boston	27	7	12	8	82	93	22
Buffalo	19	7	5	7	72	64	21
Chicago	25	11	13	1	81	82	23
Cleveland	32	19	6	7	133	85	45
Colorado	6	4	1	1	27	15	9
Detroit	28	19	8	1	120	72	39
Los Angeles	34	21	10	3	119	86	45
Minnesota	30	18	7	5	108	68	41
Montreal	28	5	17	6	73	108	16
NY Islanders	11	6	2	3	40	26	15
NY Rangers	25	6	16	3	67	90	15
Philadelphia	30	15	6	9	95	75	39
St. Louis	30	13	11	6	91	77	32
Toronto	26	13	9	4	92	78	30
Vancouver	17	13	2	2	79	49	28
Washington	9	6	3	0	50	25	12
TOTAL	389	189	129	71	1378	1128	441

AWAY OVERALL 1967-77

PITTSBURGH VS	GP	W	L	T	GF	GA	PTS
Atlanta	11	4	6	1	30	40	9
Boston	26	1	23	2	62	125	4
Buffalo	18	2	11	5	38	70	9
Chicago	26	3	20	3	61	108	9
Cleveland	32	11	10	11	102	97	33
Colorado	6	2	2	2	21	20	6
Detroit	28	5	17	6	66	95	16
Los Angeles	33	10	21	2	74	109	22
Minnesota	30	11	16	3	94	107	25
Montreal	28	1	25	2	65	140	4
NY Islanders	11	5	5	1	32	30	11
NY Rangers	25	7	15	3	67	105	17
Philadelphia	31	5	23	3	57	117	13
St. Louis	31	9	19	3	79	108	21
Toronto	27	8	12	7	86	98	23
Vancouver	17	9	7	1	61	56	19
Washington	9	4	3	2	38	33	10
TOTAL	389	97	235	57	1033	1458	251

SEASONAL SERIES VS NHL

YEAR	HOME W-L-T	GF-GA	AWAY W-L-T	GF-GA	TOTAL W-L-T	GF-GA
ATLANTA						
1972-73	3-0-0	17-7	1-1-0	6-8	4-1-0	23-15
1973-74	1-0-2	10-8	2-1-0	9-10	3-1-2	19-18
1974-75	1-0-1	8-6	0-1-1	4-8	1-1-2	12-14
1975-76	1-0-1	6-5	1-1-0	7-5	2-1-1	13-10
1976-77	0-1-1	8-9	0-2-0	4-9	0-3-1	12-8
TOTAL	6-1-5	49-35	4-6-1	30-40	10-7-6	79-65
BOSTON						
1967-68	1-1-0	7-6	1-1-0	3-4	2-2-0	10-10
1968-69	1-2-0	6-8	0-3-0	7-17	1-5-0	13-25
1969-70	0-2-1	7-12	0-3-0	2-9	0-5-1	9-21
1970-71	1-1-1	9-10	0-3-0	9-18	1-4-1	18-28
1971-72	1-1-1	11-10	0-1-2	9-11	1-2-3	20-21
1972-73	1-2-0	7-7	0-2-0	7-14	1-4-0	14-21
1973-74	0-2-0	5-11	0-3-0	11-19	0-5-0	16-30
1974-75	1-0-2	14-12	0-2-0	6-9	1-2-2	20-21
1975-76	0-0-2	9-9	0-3-0	5-15	0-3-2	14-24
1976-77	1-1-1	7-8	0-2-0	3-9	1-3-1	10-17
TOTAL	7-12-8	82-93	1-23-2	62-125	8-35-10	144-218
BUFFALO						
1970-71	0-2-1	9-12	0-0-3	10-10	0-2-4	19-22
1971-72	0-1-2	9-10	1-1-1	5-4	1-2-3	14-14
1972-73	0-0-2	7-7	0-3-0	2-7	0-3-2	9-14
1973-74	3-0-0	14-6	0-2-0	3-9	3-2-0	17-15
1974-75	0-0-2	8-8	0-3-0	10-22	0-3-2	18-30
1975-76	1-2-0	11-14	0-2-0	2-13	1-4-0	13-27
1976-77	3-0-0	14-7	1-0-1	6-5	4-0-1	20-12
TOTAL	7-5-7	72-64	2-11-5	38-70	9-16-12	110-134
CHICAGO						
1967-68	1-0-1	5-3	0-2-0	5-11	1-2-1	10-14
1968-69	1-2-0	13-17	1-2-0	9-11	2-4-0	22-28
1969-70	0-3-0	4-12	0-3-0	3-15	0-6-0	7-27
1970-71	2-1-0	10-10	0-3-0	2-7	2-4-0	12-17
1971-72	0-3-0	4-13	0-2-1	7-14	0-5-1	11-27
1972-73	2-0-0	5-2	1-2-0	10-16	3-2-0	15-18
1973-74	0-3-0	4-11	1-2-0	8-9	1-5-0	12-20
1974-75	2-0-0	12-4	0-1-1	8-10	2-1-1	20-14
1975-76	1-1-0	15-8	0-1-1	6-8	1-2-1	21-16
1976-77	2-0-0	9-2	0-2-0	3-7	2-2-0	12-9
TOTAL	11-13-1	81-82	3-20-3	61-108	14-33-4	142-190

CLEVELAND

1967-68	2-1-2	17-11	3-0-2	15-8	5-1-4	32-19
1968-69	1-2-1	12-13	1-2-1	12-18	2-4-2	24-31
1969-70	2-0-2	13-10	0-3-1	9-16	2-3-3	22-26
1970-71	2-0-1	15-5	2-0-1	9-8	4-0-2	24-13
1971-72	1-1-1	10-11	1-1-1	10-10	2-2-2	20-21
1972-73	2-1-0	11-6	0-1-2	12-15	2-2-2	23-21
1973-74	3-0-0	21-7	1-1-0	9-5	4-1-0	30-12
1974-75	3-0-0	18-10	1-0-1	7-4	4-0-1	25-14
1975-76	1-1-0	7-7	1-1-1	14-10	2-2-1	21-17
1976-77	2-0-0	9-5	1-0-2	5-3	3-0-2	14-8
TOTAL	19-6-7	133-85	11-10-11	102-97	30-16-18	135-182

COLORADO

1974-75	1-0-1	10-7	1-0-1	9-7	2-0-2	19-14
1975-76	2-0-0	12-3	0-1-1	6-7	2-1-1	18-10
1976-77	1-1-0	5-5	1-1-0	6-6	2-2-0	11-11
TOTAL	4-1-1	27-15	2-2-2	21-20	6-3-3	48-35

DETROIT

1967-68	1-1-0	10-10	0-2-0	2-11	1-3-0	12-21
1968-69	2-1-0	11-12	0-3-0	3-8	2-4-0	14-20
1969-70	1-2-0	7-10	1-2-0	10-11	2-4-0	17-21
1970-71	3-0-0	23-4	0-1-2	7-9	3-1-2	30-13
1971-72	2-1-0	13-12	0-3-0	6-13	2-4-0	19-25
1972-73	0-1-1	3-4	0-1-2	4-5	0-2-3	7-9
1973-74	2-1-0	13-5	0-1-1	7-8	2-2-1	20-13
1974-75	2-1-0	15-6	2-1-0	9-9	4-2-0	24-15
1975-76	3-0-0	14-3	1-1-1	10-10	4-1-1	24-13
1976-77	3-0-0	11-6	1-2-0	8-11	4-2-0	19-17
TOTAL	19-8-1	120-72	5-17-6	66-95	24-25-7	186-167

LOS ANGELES

1967-68	3-2-0	17-17	1-4-0	9-16	4-6-0	26-33
1968-69	1-2-1	13-12	1-3-0	7-12	2-5-1	20-24
1969-70	4-0-0	11-4	2-2-0	9-7	6-2-0	20-11
1970-71	2-1-0	10-10	0-3-0	8-16	2-4-0	18-26
1971-72	3-0-0	20-6	1-1-1	9-13	4-1-1	28-19
1972-73	3-0-0	11-4	1-2-0	6-10	4-2-0	17-14
1973-74	1-2-0	4-5	0-2-0	2-9	1-4-0	6-14
1974-75	0-1-2	5-7	1-2-0	3-8	1-3-2	8-15
1975-76	3-0-0	17-8	2-1-0	12-8	5-1-0	29-16
1976-77	1-2-0	11-13	1-1-1	9-10	2-3-1	20-23
TOTAL	21-10-3	119-86	10-21-2	74-109	31-31-5	193-195

MINNESOTA

1967-68	2-1-2	21-17	2-2-1	12-12	4-3-3	33-29
1968-69	2-2-0	14-8	3-1-0	11-7	5-3-0	25-15
1969-70	3-1-0	15-11	2-1-1	18-16	5-2-1	33-27
1970-71	1-1-1	4-2	0-2-1	8-11	1-3-2	12-13
1971-72	2-1-0	8-9	0-3-0	3-8	2-4-0	11-17
1972-73	2-1-0	11-7	0-2-0	7-14	2-3-0	18-21
1973-74	1-0-1	8-5	1-2-0	9-15	2-2-1	17-20
1974-75	2-0-0	10-4	1-1-0	11-10	3-1-0	21-14
1975-76	1-0-1	6-1	1-1-0	9-9	2-1-1	15-10
1976-77	2-0-0	11-4	1-1-0	6-5	3-1-0	17-9
TOTAL	18-7-5	108-68	11-16-3	94-107	29-23-8	202-175

MONTREAL

1967-68	0-2-0	4-6	0-2-0	7-10	0-4-0	11-16
1968-69	0-2-1	4-9	1-2-0	12-12	1-4-1	16-21
1969-70	2-1-0	8-8	0-3-0	7-11	2-4-0	15-19
1970-71	1-1-1	8-8	0-2-1	5-12	1-3-2	13-20
1971-72	1-1-1	11-10	0-3-0	5-15	1-4-1	16-25
1972-73	0-2-0	3-12	0-3-0	9-17	0-5-0	12-29
1973-74	0-3-0	8-13	0-1-1	2-8	0-4-1	10-21
1974-75	1-1-1	11-10	0-3-0	4-18	1-4-1	15-28
1975-76	0-3-0	8-16	0-3-0	11-19	0-6-0	19-35
1976-77	0-1-2	8-16	0-3-0	3-18	0-4-2	11-34
TOTAL	5-17-6	73-108	1-25-2	65-140	6-42-8	138-248

NY ISLANDERS

1972-73	2-0-1	13-4	2-0-0	9-0	4-0-1	22-4
1973-74	0-0-2	2-2	2-1-0	7-6	2-1-2	9-8
1974-75	2-0-0	11-4	0-2-0	4-6	2-2-0	15-10
1975-76	1-1-0	10-11	0-1-1	5-10	1-2-1	15-21
1976-77	1-1-0	4-5	1-1-0	7-8	2-2-0	11-13
TOTAL	6-2-3	40-26	5-5-1	32-30	11-7-4	72-56

NY RANGERS

1967-68	0-1-1	3-6	0-2-0	4-9	0-3-1	7-15
1968-69	1-1-0	7-9	0-3-0	9-18	1-5-0	16-27
1969-70	0-3-0	4-10	1-1-1	3-8	1-4-1	7-18
1970-71	0-3-0	1-9	0-2-1	6-15	0-5-1	7-24
1971-72	1-1-1	8-11	0-2-1	4-11	1-3-2	12-22
1972-73	1-1-0	10-9	1-2-0	6-15	2-3-0	16-24
1973-74	0-3-0	5-6	1-1-0	7-9	1-4-0	12-25
1974-75	1-1-0	9-7	1-1-0	13-13	2-2-0	22-20
1975-76	2-0-0	16-6	1-1-0	7-6	3-1-0	23-12
1976-77	0-1-1	4-7	2-0-0	8-1	2-1-1	12-8
TOTAL	6-16-3	67-90	7-15-3	67-105	13-31-6	134-195

PHILADELPHIA

1967-68	2-0-3	14-5	2-3-0	6-7	4-3-3	20-12
1968-69	1-1-2	5-7	0-3-1	8-19	1-4-3	13-26
1969-70	3-0-1	16-9	2-1-1	11-12	5-1-2	27-21

1970-71	1-0-2	7-5	0-3-0	6-10	1-3-2	13-15
1971-72	3-0-0	12-6	0-2-1	5-14	3-2-1	17-20
1972-73	2-1-0	13-11	0-3-0	7-13	2-4-0	20-24
1973-74	1-1-0	6-7	1-2-0	9-15	2-3-0	15-22
1974-75	1-1-0	11-8	0-2-0	0-10	1-3-0	11-18
1975-76	0-1-1	8-12	0-2-0	5-10	0-3-1	13-22
1976-77	1-1-0	3-5	0-2-0	0-7	1-3-0	3-12
TOTAL	15-6-9	95-75	5-23-3	57-117	20-29-12	152-192

ST. LOUIS

1967-68	2-3-0	10-14	2-3-0	15-19	4-6-0	25-33
1968-69	2-2-0	10-9	1-2-1	5-7	3-4-1	15-16
1969-70	1-1-2	9-12	0-4-0	2-16	1-5-2	11-28
1970-71	0-1-2	6-7	0-2-1	7-9	0-3-3	13-16
1971-72	1-2-0	9-8	2-1-0	8-5	3-3-0	17-13
1972-73	2-0-0	14-6	1-2-0	11-14	3-2-0	25-20
1973-74	1-1-1	6-5	1-2-0	13-14	2-3-1	19-19
1974-75	1-0-1	5-4	0-1-1	6-9	1-1-2	11-13
1975-76	1-1-0	10-6	1-1-0	7-8	2-2-0	17-14
1976-77	2-0-0	12-6	1-1-0	5-7	3-1-0	17-13
TOTAL	13-11-6	91-77	9-19-3	79-108	22-30-9	170-185

TORONTO

1967-68	1-0-1	7-6	1-1-0	2-8	2-1-1	9-14
1968-69	0-2-1	4-9	0-1-2	7-10	0-3-3	11-19
1969-70	1-0-2	11-10	1-2-0	3-9	2-2-2	14-19
1970-71	2-1-0	9-5	0-2-1	9-13	2-3-1	18-18
1971-72	1-2-0	7-8	1-2-0	6-6	2-4-0	13-14
1972-73	2-1-0	12-10	0-1-1	6-7	2-2-1	18-17
1973-74	0-2-0	7-10	1-1-1	6-10	1-3-1	13-20
1974-75	2-0-0	11-7	2-1-0	20-14	4-1-0	31-21
1975-76	3-0-0	20-9	1-1-0	12-9	4-1-0	32-18
1976-77	1-1-0	4-4	1-0-2	15-12	2-1-2	19-16
TOTAL	13-9-4	92-78	8-12-7	86-8	21-21-11	178-176

VANCOUVER

1970-71	3-0-0	15-5	1-1-1	9-10	4-1-1	24-15
1971-72	2-1-0	10-11	2-1-0	11-9	4-2-0	21-20
1972-73	2-1-0	13-8	1-1-0	5-6	3-2-0	18-14
1973-74	2-0-0	11-5	2-1-0	16-11	4-1-0	27-16
1974-75	2-0-0	11-6	1-1-0	7-9	3-1-0	18-15
1975-76	1-0-1	8-7	1-1-0	8-8	2-1-1	16-15
1976-77	1-0-1	11-7	1-1-0	5-3	2-1-1	16-10
TOTAL	13-2-2	79-49	9-7-1	61-56	22-9-3	140-105

WASHINGTON

1974-75	3-0-0	23-3	2-1-0	13-10	5-1-0	36-13
1975-76	2-1-0	19-12	2-0-1	17-11	4-1-1	36-23
1976-77	1-2-0	8-10	0-2-1	8-12	1-4-1	16-22
TOTAL	6-3-0	50-25	4-3-2	38-33	10-6-2	88-58

**PITTSBURGH PENGUINS
RECORDS
TEAM**

MOST POINTS, ONE SEASON: 89 (1974-75) (37 wins & 15 ties)
 MOST HOME POINTS, ONE SEASON: 60 (1974-75) (25 wins & 10 ties)
 MOST AWAY POINTS, ONE SEASON: 31 (1976-77) (12 wins & 7 ties)
 FEWEST POINTS, ONE SEASON: 51 (1968-69) (20 wins & 11 ties)
 FEWEST HOME POINTS, ONE SEASON: 30 (1968-69) (12 wins & 6 ties)
 FEWEST AWAY POINTS, ONE SEASON: 17 (1970-71) (3 wins & 11 ties)
 MOST WINS, ONE SEASON: 37 (1974-75)
 MOST HOME WINS, ONE SEASON: 25 (1974-75)
 MOST AWAY WINS, ONE SEASON: 13 (1973-74)
 FEWEST WINS, ONE SEASON: 20 (1968-69)
 FEWEST HOME WINS, ONE SEASON: 12 (1968-69)
 FEWEST AWAY WINS, ONE SEASON: 3 (1970-71)
 MOST LOSSES, ONE SEASON: 45 (1968-69)
 MOST HOME LOSSES, ONE SEASON: 20 (1968-69)
 MOST AWAY LOSSES, ONE SEASON: 26 (1972-73)
 FEWEST LOSSES, ONE SEASON: 28 (1974-75)
 FEWEST HOME LOSSES, ONE SEASON: 5 (1974-75)
 FEWEST AWAY LOSSES, ONE SEASON: 21 (1976-77)
 MOST TIES, ONE SEASON: 20 (1970-71)
 FEWEST TIES, ONE SEASON: 9 (1972-73) & (1973-74)
 LONGEST WINNING STREAK: 4 (Seven times)
 LONGEST HOME WINNING STREAK: 9 (February 26 to April 5, 1975)
 LONGEST AWAY WINNING STREAK: 3 (Three times)
 LONGEST UNBEATEN STREAK: 11 (February 7 to February 28, 1976) (7-0-4)
 LONGEST HOME UNBEATEN STREAK: 20 (November 30, 1974 to February 22, 1975) (12-0-8)
 LONGEST AWAY UNBEATEN STREAK: 6 (March 12 to April 1, 1972) (1-0-5) (February 7 to March 2, 1976) (3-0-3)
 LONGEST LOSING STREAK: 7 (November 6 to November 20, 1968) (January 16 to January 29, 1969)
 LONGEST HOME LOSING STREAK: 4 (Five times)
 LONGEST AWAY LOSING STREAK: 9 (January 7 to February 18, 1973)
 LONGEST WINLESS STREAK: 10 (March 5 to March 22, 1970) (0-7-3)
 LONGEST HOME WINLESS STREAK: 6 (November 23 to December 21, 1968) (0-4-2)
 LONGEST AWAY WINLESS STREAK: 18 (October 25, 1970 to January 14, 1971) (0-11-7)
 MOST CONSECUTIVE GAMES SCORING: 49 (January 13, 1976 to October 27, 1976)
 MOST CONSECUTIVE GAMES, OPPONENTS SCORING: 126 (November 24, 1974 to March 2, 1976)
 MOST CONSECUTIVE TIE GAMES: 3 (Three times)

GOALS

MOST GOALS FOR, ONE SEASON: 339 (1975-76)
FEWEST GOALS FOR, ONE SEASON: 182 (1969-70)
MOST GOALS AGAINST, ONE SEASON: 303 (1975-76)
FEWEST GOALS AGAINST, ONE SEASON: 216 (1967-68)
LARGEST WIN: 12-1 vs Washington (March 15, 1975)
LARGEST LOSS: 10-1 at Montreal (October 7, 1976)
LARGEST TIE: 6-6 vs California (March 2, 1968) at Buffalo (February 18, 1971)
at Washington (November 12, 1975) at Toronto (February 19, 1971)
SCORELESS TIES: vs California (December 27, 1967) at New York Rangers (March 8, 1970) vs Philadelphia (October 17, 1970) vs Minnesota (March 13, 1971) vs Los Angeles (November 23, 1974) at Cleveland (February 3, 1977)
MOST GOALS FOR, ONE HOME GAME: 12 vs Washington (March 15, 1975)
MOST GOALS FOR, ONE AWAY GAME: 9 at California (December 17, 1975)
MOST GOALS AGAINST, ONE HOME GAME: 9 vs Montreal (October 23, 1976)
MOST GOALS AGAINST, ONE AWAY GAME: 10 at Minnesota (March 7, 1973) at Montreal (October 7, 1976)
MOST GOALS, BOTH TEAMS, HOME GAME: 14 (November 22, 1972 vs St. Louis) (Pittsburgh 10, St. Louis 4) (October 6, 1976 vs Vancouver) (Pittsburgh 9, Vancouver 5)
MOST GOALS, BOTH TEAMS, AWAY GAME: 15 (December 21, 1974 at Minnesota) (Minnesota 8, Pittsburgh 7)
MOST GOALS FOR, ONE HOME PERIOD: 7 (November 22, 1972 vs St. Louis)
MOST GOALS FOR, ONE AWAY PERIOD: 5 (October 28, 1973 at NY Rangers)
MOST GOALS AGAINST, ONE HOME PERIOD: 5 (March 2, 1968 vs California) (January 19, 1972 vs Vancouver) (March 10, 1976 vs Buffalo)
MOST GOALS AGAINST, ONE AWAY PERIOD: 6 (October 7, 1976 at Montreal)
MOST GOALS, BOTH TEAMS, ONE PERIOD: 8 (November 22, 1972 vs St. Louis) (March 16, 1974 at Vancouver) (December 21, 1974 at Minnesota) (October 6, 1976 vs Vancouver)

ASSISTS

MOST ASSISTS, ONE SEASON: 567 (1975-76)
MOST ASSISTS, ONE HOME GAME: 20 (March 15, 1975 vs Washington)
MOST ASSISTS, ONE AWAY GAME: 14 (March 16, 1974 at Vancouver)
MOST ASSISTS, OPPONENT, HOME GAME: 14 (October 23, 1968 vs Chicago) (February 12, 1972 vs NY Rangers) (October 21, 1975 vs Montreal)
MOST ASSISTS, OPPONENT, AWAY GAME: 18 (October 7, 1976 at Montreal)
MOST ASSISTS, BOTH TEAMS, HOME GAME: 26 (October 6 vs Vancouver)
MOST ASSISTS, BOTH TEAMS, AWAY GAME: 24 (January 2, 1974 at Minnesota)
MOST ASSISTS, ONE HOME PERIOD: 11 (November 22, 1972 vs St. Louis)
MOST ASSISTS, ONE AWAY PERIOD: 9 (October 28, 1973 at NY Rangers)
MOST ASSISTS, OPPONENT, HOME PERIOD: 10 (January 19, 1972 vs Vancouver)
MOST ASSISTS, OPPONENT, AWAY PERIOD: 11 (October 7, 1976 at Montreal)
MOST ASSISTS, BOTH TEAMS, HOME PERIOD: 15 (October 6, 1976 vs Vancouver)
MOST ASSISTS, BOTH TEAMS, AWAY PERIOD: 14 (December 11, 1976 at NY Islanders)

POINTS

MOST POINTS, ONE SEASON: 906 (1975-76) (339 goals & 567 assists)
MOST POINTS, ONE HOME GAME: 32 (March 15, 1975 vs Washington)
MOST POINTS, ONE AWAY GAME: 22 (March 16, 1974 at Vancouver)
MOST POINTS, OPPONENT, HOME GAME: 23 (October 13, 1973 vs NY Rangers)
MOST POINTS, OPPONENT, AWAY GAME: 28 (October 7, 1976 at Montreal)
MOST POINTS, BOTH TEAMS, HOME GAME: 40 (October 6, 1976 vs Vancouver)
MOST POINTS, BOTH TEAMS, AWAY GAME: 37 (March 7, 1973 at Minnesota) (December 21, 1974 at Minnesota)
MOST POINTS, HOME PERIOD: 18 (November 22, 1972 vs St. Louis)
MOST POINTS, AWAY PERIOD: 14 (October 28, 1973 at NY Rangers)
MOST POINTS, OPPONENT, HOME PERIOD: 15 (January 19, 1972 vs Vancouver)
MOST POINTS, OPPONENT, AWAY PERIOD: 17 (October 7, 1976 at Montreal)
MOST POINTS, BOTH TEAMS, HOME PERIOD: 23 (October 6, 1976 vs Vancouver)
MOST POINTS, BOTH TEAMS, AWAY PERIOD: 21 (March 16, 1974 at Vancouver) 21 (December 11, 1976 at NY Islanders)

PENALTIES – SEASON

MOST PENALTIES, ONE SEASON: 438 (1974-75) (392-25-21)
FEWEST PENALTIES, ONE SEASON: 248 (1967-68) (237-6-5)
MOST MINORS, ONE SEASON: 392 (1974-75) (194-198)
MOST MAJORS, ONE SEASON: 45 (1970-71) (21-24)
MOST MISCONDUCTS, ONE SEASON: 21 (1974-75) (11-10)

PENALTY MINUTES – SEASON

MOST PENALTY MINUTES, ONE SEASON: 1119 (1974-75) (392-25-21)
FEWEST PENALTY MINUTES, ONE SEASON: 554 (1967-68) (237-6-5)

PENALTIES – GAME

- MOST PENALTIES, HOME GAME: 13 (November 22, 1969 vs Philadelphia) (10-2-1)
(November 7, 1974 vs Los Angeles) (10-2-1)
MOST PENALTIES, AWAY GAME: 15 (November 9, 1975 at Philadelphia) (10-2-3)
MOST PENALTIES, OPPONENT, HOME GAME: 18 (January 27, 1973 vs Philadelphia)
(10-4-4)
MOST PENALTIES, OPPONENT, AWAY GAME: 18 (November 9, 1975 at Philadelphia)
(12-3-3)
MOST PENALTIES, BOTH TEAMS, HOME GAME: 28 (November 1, 1969 vs
Minnesota) (25-0-3)
MOST PENALTIES, BOTH TEAMS, AWAY GAME: 33 (November 9, 1975 at
Philadelphia) (22-5-6)

PENALTY MINUTES – GAME

- MOST PENALTY MINUTES, HOME GAME: 44 (October 10, 1970 vs Buffalo) (7-2-2)
MOST PENALTY MINUTES, AWAY GAME: 60 (November 9, 1975 at Philadelphia)
(10-2-3)
MOST PENALTY MINUTES, OPPONENT, HOME GAME: 80 (January 27, 1973 vs
Philadelphia) (10-4-4)
MOST PENALTY MINUTES, OPPONENT, AWAY GAME: 69 (November 9, 1975 at
Philadelphia) (12-3-3)
MOST PENALTY MINUTES, BOTH TEAMS, HOME GAME: 113 (January 27, 1973 vs
Philadelphia) (14-9-4) (Philadelphia 80, Pittsburgh 33)
MOST PENALTY MINUTES, BOTH TEAMS, AWAY GAME: 129 (November 9, 1975
at Philadelphia) (22-5-6) (Philadelphia 69, Pittsburgh 60)

PENALTIES – PERIOD

- MOST PENALTIES, HOME PERIOD: 9 (April 4, 1971 vs St. Louis) (6-2-1)
MOST PENALTIES, AWAY PERIOD: 9 (November 9, 1975 at Philadelphia) (4-2-3)
MOST PENALTIES, OPPONENT, HOME PERIOD: 10 (November 4, 1970 vs Vancouver)
(7-2-1)
MOST PENALTIES, OPPONENT, AWAY PERIOD: 12 (October 18, 1970 at Buffalo)
(7-2-3) (November 9, 1975 at
Philadelphia) (6-3-3)
MOST PENALTIES, BOTH TEAMS, HOME PERIOD: 18 (November 4, 1970 vs
Vancouver) (12-4-2)
MOST PENALTIES, BOTH TEAMS, AWAY PERIOD: 21 (November 9, 1975 at
Philadelphia) (10-5-6)

PENALTY MINUTES – PERIOD

- MOST PENALTY MINUTES, HOME PERIOD: 36 (October 10, 1970 vs Buffalo) (3-2-2)
MOST PENALTY MINUTES, AWAY PERIOD: 48 (November 9, 1975 at Philadelphia)
(4-2-3)
MOST PENALTY MINUTES, OPPONENT, HOME PERIOD: 46 (January 11, 1975 vs
California) (3-2-3)
MOST PENALTY MINUTES, OPPONENT, AWAY PERIOD: 57 (November 9, 1975 at
Philadelphia) (6-3-3)
MOST PENALTY MINUTES, BOTH TEAMS, HOME PERIOD: 70 (April 4, 1971 vs
St. Louis) (10-4-3) (January 11, 1975 vs California) (5-4-4)
MOST PENALTY MINUTES, BOTH TEAMS, AWAY PERIOD: 105 (November 9, 1975
at Philadelphia) (10-5-6)

INDIVIDUAL

- MOST SEASONS: 9 - Jean Pronovost (1968-77)
MOST GAMES PLAYED: 674 - Jean Pronovost (1968-77)
MOST CONSECUTIVE GAMES PLAYED: 320 - Ron Schock

POINTS

- MOST POINTS, ALL TIME: 538 - Jean Pronovost
MOST POINTS, ONE SEASON: 111 - Pierre Larouche (1975-76)
MOST HOME POINTS, ONE SEASON: 63 - Pierre Larouche (1975-76)
MOST AWAY POINTS, ONE SEASON: 51 - Syl Apps (1975-76)
- Jean Pronovost (1975-76)
MOST CONSECUTIVE GAMES, SCORING POINTS: 16 - Jean Pronovost (Nov. 1 -
Dec. 3, 1975) (14 goals & 13 assists)
- Pierre Larouche (Mar. 2 -
Apr. 4, 1976) (16 goals & 11 assists)
MOST POINTS, SEASON, CENTER: 111 - Pierre Larouche (1975-76)
MOST POINTS, SEASON, LEFT WING: 82 - Lowell MacDonald (1973-74)
MOST POINTS, SEASON, RIGHT WING: 104 - Jean Pronovost (1975-76)
MOST POINTS, SEASON, DEFENSEMAN: 71 - Ron Stackhouse (1975-76)
MOST POINTS, SEASON, GOALIE: 2 - Gary Inness (1974-75)
- Michel Plasse (1975-76)
MOST POINTS, SEASON, ROOKIE: 68 - Pierre Larouche (1974-75)
MOST POINTS, ONE GAME: 6 - Syl Apps (Dec. 13, 1972 vs NY Islanders) (3-3)
- Ron Stackhouse (Mar. 8, 1975 vs Philadelphia) (0-6)
MOST POINTS, ONE PERIOD: 4 - Syl Apps (Mar. 24, 1971 vs Detroit) (0-4)
- Ron Stackhouse (Mar. 8, 1975 vs Philadelphia) (0-4)
- Syl Apps (Mar. 19, 1976 at Washington) (1-3)
MOST POINTS, ONE MONTH: 27 - Syl Apps (March, 1974) (3-24)

GOALS

- MOST GOALS, ALL TIME: 276 - Jean Pronovost (154-122)
MOST GOALS, ONE SEASON: 53 - Pierre Larouche (1975-76)
52 - Jean Pronovost (1975-76)
MOST HOME GOALS, ONE SEASON: 28 - Jean Pronovost (1975-76)
MOST AWAY GOALS, ONE SEASON: 26 - Pierre Larouche (1975-76)
MOST CONSECUTIVE GAMES, SCORING GOALS: 7 - Jean Pronovost (Mar. 2 - 4,
1972) (7) & (Feb. 27 - Mar. 10, 1974) (9)
- Pierre Larouche (Mar. 24 -
Apr. 4, 1976) (9)
MOST GOALS, SEASON, CENTER: 53 - Pierre Larouche (1975-76)
MOST GOALS, SEASON, LEFT WING: 43 - Lowell MacDonald (1973-74)
MOST GOALS, SEASON, RIGHT WING: 52 - Jean Pronovost (1975-76)
MOST GOALS, SEASON, DEFENSEMAN: 15 - Darryl Edestrand (1972-73)
- Ron Stackhouse (1974-75)

MOST GOALS, ONE GAME: 3 - Lowell MacDonald (November 15, 1972 vs Minnesota)

- Lowell MacDonald (November 13, 1973 vs Minnesota)

- Lowell MacDonald (March 27, 1974 vs Minnesota)

- Lowell MacDonald (February 21, 1976 vs Chicago)

- Pierre Larouche (March 12, 1975 vs Boston)

- Pierre Larouche (February 8, 1976 at Vancouver)

- Pierre Larouche (February 21, 1976 vs Chicago)

- Pierre Larouche (February 19, 1977 at Toronto)

- Jean Pronovost (February 26, 1975 vs Washington)

- Jean Pronovost (November 12, 1975 at Washington)

- Jean Pronovost (February 19, 1976 vs Toronto)

- Rick Kehoe (February 15, 1975 at Toronto)

- Rick Kehoe (March 10, 1976 vs Buffalo)

- Rick Kehoe (October 6, 1976 vs Vancouver)

- Al McDonough (October 11, 1972 at St. Louis)

- Al McDonough (November 18, 1972 vs Atlanta)

- Al McDonough (November 22, 1972 vs St. Louis)

- Syl Apps (December 13, 1972 vs NY Islanders)

- Syl Apps (December 17, 1975 at California)

- Bob Kelly (March 24, 1974 vs Detroit)

- Bob Kelly (December 17, 1975 at California)

- Ken Schinkel (October 31, 1967 vs Chicago)

- Ken Schinkel (February 4, 1970 vs Minnesota)

- Stan Gilbertson (January 18, 1976 vs NY Rangers)

- Andy Bathgate (October 18, 1967 vs Minnesota)

- Glen Sather (December 19, 1970 vs Detroit)

- Duane Rupp (March 24, 1971 vs Detroit)

- Bob Leiter (December 1, 1971 vs Detroit)

- Eddie Shack (November 29, 1972 vs Toronto)

MOST GOALS, ONE PERIOD: 3 - Al McDonough (November 18, 1972 vs Atlanta)

- Lowell MacDonald (November 13, 1972 vs Minnesota)

- Rick Kehoe (March 10, 1976 vs Buffalo)

MOST GOALS, ONE MONTH: 13 - Jean Pronovost (November, 1975)

ASSISTS

MOST ASSISTS, ALL TIME: 342 - Syl Apps (204-138)

MOST ASSISTS, ONE SEASON: 67 - Syl Apps (1975-76)

MOST HOME ASSISTS, ONE SEASON: 46 - Ron Schock (1974-75)

MOST AWAY ASSISTS, ONE SEASON: 33 - Syl Apps (1975-76)

MOST CONSECUTIVE GAMES, SCORING ASSISTS: 9 - Syl Apps (March 2 -
20, 1974) (15 assists)

9 - Syl Apps (March 2 -
20, 1975) (15 assists)

MOST ASSISTS, SEASON, CENTER: 67 - Syl Apps (1975-76)

MOST ASSISTS, SEASON, LEFT WING: 43 - Lowell MacDonald (1975-76)

MOST ASSISTS, SEASON, RIGHT WING: 52 - Jean Pronovost (1975-76)

MOST ASSISTS, SEASON, DEFENSEMAN: 60 - Ron Stackhouse (1975-76)

MOST ASSISTS, SEASON, GOALIE: 2 - Gary Inness (1974-75)

- Michel Plasse (1975-76)

MOST ASSISTS, SEASON, ROOKIE: 37 - Pierre Larouche (1974-75)

MOST ASSISTS, ONE GAME: 6 - Ron Stackhouse (March 8, 1975 vs Philadelphia)

MOST ASSISTS, ONE PERIOD: 4 - Syl Apps (March 24, 1971 vs Detroit)

- Ron Stackhouse (March 8, 1975 vs Philadelphia)

MOST ASSISTS, ONE MONTH: 24 - Syl Apps (March, 1974)

PENALTIES

MOST PENALTIES, ALL TIME: 302 - Bryan Watson (238-49-15)

MOST PENALTIES, ONE SEASON: 71 - Bryan Watson (1969-70) (62-5-4)

- Bryan Watson (1971-72) (56-10-5)

MOST PENALTIES, ONE GAME: 7 - Steve Durbano (October 25, 1975 vs
Philadelphia) (4-1-2)

MOST PENALTIES, ONE PERIOD: 5 - Steve Durbano (October 25, 1975 vs
Philadelphia) (2-1-2)

- Steve Durbano (November 15, 1975 vs
Buffalo) (3-2-0)

PENALTY MINUTES

MOST PENALTY MINUTES, ALL TIME: 871 - Bryan Watson (138-49-15)

MOST PENALTY MINUTES, ONE SEASON: 212 - Bryan Watson (1971-72)
(56-10-5)

MOST PENALTY MINUTES, SEASON, CENTER: 133 - Bryan Hextall (1970-71)

MOST PENALTY MINUTES, SEASON, LEFT WING: 149 - Bob Kelly (1975-76)

MOST PENALTY MINUTES, SEASON, RIGHT WING: 108 - Nick Harbaruk
(1970-71)

MOST PENALTY MINUTES, SEASON, DEFENSEMAN: 212 - Bryan Watson
(1971-72)

MOST PENALTY MINUTES, SEASON, GOALIE: 60 - Andy Brown (1973-74)

MOST PENALTY MINUTES, ONE GAME: 33 - Steve Durbano (October 25, 1975
vs Philadelphia) (4-1-2)

MOST PENALTY MINUTES, ONE PERIOD: 29 - Steve Durbano (October 25,
1975 vs Philadelphia) (2-1-2)

MINORS-MAJORS-MISCONDUCTS

MOST MINORS, SEASON: 62 - Bryan Watson (1969-70)

MOST MINORS, GAME: 5 - Bryan Watson (February 21, 1970 at California)

MOST MINORS, ONE PERIOD: 3 - Several players

MOST MAJORS, ONE SEASON: 15 - Bryan Watson (1972-73)

MOST MISCONDUCTS, ONE SEASON: 5 - Bryan Watson (1971-72)

- Steve Durbano (1975-76)

SHUTOUTS

MOST SHUTOUTS WON, ONE SEASON: 6 (1967-68) & (1976-77)

MOST SHUTOUTS LOST, ONE SEASON: 13 (1969-70)

LARGEST HOME SHUTOUT WIN: 8 - 0 (March 24, 1974 vs Detroit)

LARGEST AWAY SHUTOUT WIN: 6 - 0 (November 17, 1974 at Washington)

LARGEST HOME SHUTOUT LOSS: 6 - 0 (October 27, 1973 vs Philadelphia)

LARGEST AWAY SHUTOUT LOSS: 7 - 0 (January 13, 1968 at Toronto)

(November 4, 1973 at Philadelphia)

(November 18, 1973 at NY Rangers)

GOALIES

MOST GAMES, ALL TIME: 196 - Les Binkley
MOST GAMES, ONE SEASON: 57 - Gary Inness (1974-75)
MOST MINUTES PLAYED, ALL TIME: 11,046 - Les Binkley
MOST MINUTES PLAYED, ONE SEASON: 3,141 - Les Binkley (1967-68)
MOST GOALS AGAINST, ALL TIME: 574 - Les Binkley
MOST GOALS AGAINST, ONE SEASON: 178 - Michel Plasse (1975-76)
LOWEST GOALS AGAINST AVERAGE, ALL TIME: 2.86 - Hank Bassen
LOWEST GOALS AGAINST AVERAGE, ONE SEASON: 2.86 - Hank Bassen (1967-68)
MOST SHUTOUTS, ALL TIME: 11 - Les Binkley (7 & 4)
MOST SHUTOUTS, ONE SEASON: 6 - Les Binkley (1967-68) (3 & 3)
MOST SAVES, ALL TIME: 5,031 - Les Binkley (2,437 & 2,594)
MOST SAVES, ONE SEASON: 1,543 - Gary Inness (1974-75)
MOST WINS, ALL TIME: 58 - Les Binkley
MOST WINS, ONE SEASON: 24 - Gary Inness (1974-75)
- Michel Plasse (1975-76)
MOST HOME WINS, ONE SEASON: 16 - Jim Rutherford (1972-73)
- Gary Inness (1974-75)
- Michel Plasse (1975-76)
MOST AWAY WINS, ONE SEASON: 10 - Les Binkley (1967-68)
MOST LOSSES, ALL TIME: 94 - Les Binkley (43 & 51)
MOST LOSSES, ONE SEASON: 31 - Les Binkley (1968-69)
MOST HOME LOSSES, ONE SEASON: 17 - Les Binkley (1967-68)
MOST AWAY LOSSES, ONE SEASON: 17 - Les Binkley (1967-68)
MOST TEAM POINTS, ONE SEASON: 58 - Gary Inness (1974-75) (24 wins & 10 ties)
- Michel Plasse (1975-76) (24 wins & 10 ties)
MOST WINS IN A ROW: 6 - Al Smith (February 15 to March 4, 1970)
MOST HOME WINS IN A ROW: 13 - Jim Rutherford (Feb. 16 - Nov. 22, 1972)
MOST AWAY WINS IN A ROW: 4 - Les Binkley (Feb. 25 to Mar. 30, 1968)
MOST LOSSES IN A ROW: 7 - Andy Brown (Nov. 24, 1973 to Jan. 16, 1974)
MOST HOME LOSSES IN A ROW: 4 - Les Binkley (November 6 - 16, 1968)
4 - Les Binkley (December 4 - 21, 1968)
MOST AWAY LOSSES IN A ROW: 10 - Joe Daley (November 13, 1968 - Mar. 20, 1969)
LONGEST UNBEATEN STREAK: 11 - Michel Plasse (Jan. 25 - Mar. 6, 1976) (6-0-5)
LONGEST HOME UNBEATEN STREAK: 18 - Michel Plasse (Jan. 11 - Dec. 31, 1975)
(14-0-4)
LONGEST AWAY UNBEATEN STREAK: 5 - Les Binkley (Nov. 28 - Dec. 11, 1968)
(3-0-2)
- Michel Plasse (Jan. 31 - Mar. 2, 1976)
(2-0-3)
LONGEST WINLESS STREAK: 15 - Al Smith (Jan. 28 - Apr. 1, 1971) (0-10-5)
LONGEST HOME WINLESS STREAK: 9 - Les Binkley (Nov. 6 - Dec. 21, 1968) (0-8-1)
LONGEST AWAY WINLESS STREAK: 26 - Al Smith (Mar. 5, 1970 - Apr. 1, 1971)
(0-18-8)

SHOTS & SAVES — GAME

MOST SHOTS FOR, HOME GAME: 65 vs Washington (Low-Belhumeur) Mar. 15, 1975
MOST SHOTS FOR, AWAY GAME: 49 at Toronto (Hamel) Nov. 20, 1974
MOST SHOTS AGAINST, HOME GAME: 55 vs Montreal (Wilson-Laxton) Oct. 23, 1976
MOST SHOTS AGAINST, AWAY GAME: 59 at Atlanta (Wilson-Herron) Mar. 15, 1977
FEWEST SHOTS FOR, HOME GAME: 18 vs St. Louis (Plante) Nov. 19, 1969
FEWEST SHOTS FOR, AWAY GAME: 11 at Boston (Gilbert) Mar. 27, 1977
FEWEST SHOTS AGAINST, HOME GAME: 13 vs Los Angeles (Smith) Oct. 22, 1969
FEWEST SHOTS AGAINST, AWAY GAME: 15 at California (Binkley) Oct. 17, 1971
MOST SAVES FOR, HOME GAME: 47 vs Buffalo (Johnson) Nov. 30, 1974
MOST SAVES FOR, AWAY GAME: 51 at Philadelphia (Inness) Nov. 9, 1975*
MOST SAVES AGAINST, HOME GAME: 53 vs Montreal (Thomas) Mar. 10, 1974
MOST SAVES AGAINST, AWAY GAME: 44 at Vancouver (Wilson) Nov. 5, 1971
*- Wilson & Herron combined for 52 saves on March 15, 1977 at Atlanta

SHOTS & SAVES — PERIOD

MOST SHOTS FOR, HOME PERIOD: 27 vs Washington (Low) March 15, 1975
MOST SHOTS FOR, AWAY PERIOD: 22 at Minnesota (Worsley) March 23, 1974
MOST SHOTS AGAINST, HOME PERIOD: 23 vs Detroit (Binkley) Dec. 4, 1968
23 vs Montreal (Wilson-Laxton) Oct. 23, 1976
MOST SHOTS AGAINST, AWAY PERIOD: 24 at NY Rangers (Plasse) Mar. 2, 1975
24 at St. Louis (Wilson) Feb. 8, 1977
FEWEST SHOTS FOR, HOME PERIOD: 2 vs St. Louis (Plante) Nov. 19, 1969
2 vs Buffalo (Desjardins) Jan. 15, 1977
FEWEST SHOTS FOR, AWAY PERIOD: 1 at NY Rangers (Giacomin) Mar. 8, 1970
1 at Chicago (Esposito) Feb. 10, 1974
FEWEST SHOTS AGAINST, HOME PERIOD: 2 (Six times)
FEWEST SHOTS AGAINST, AWAY PERIOD: 1 at Washington (Herron) Jan. 6, 1977
MOST SAVES FOR, HOME PERIOD: 21 vs NY Rangers (Binkley) Nov. 16, 1968
21 vs NY Rangers (Binkley) Mar. 18, 1970
MOST SAVES FOR, AWAY PERIOD: 22 at NY Rangers (Plasse) Mar. 2, 1975
22 at St. Louis (Wilson) Feb. 8, 1977
MOST SAVES AGAINST, HOME PERIOD: 23 vs California (Simmons) Ja. 22, 1975
23 vs Washington (Low) Mar. 15, 1975
MOST SAVES AGAINST, AWAY PERIOD: 22 at Minnesota (Worsley) Mar. 23, 1974

FASTEST GOALS

FASTEST TWO GOALS,

ONE PLAYER: *7 seconds by Wally Boyer, Mar. 5, 1970 at Detroit vs Roy Edwards*

FASTEST TWO GOALS,

OPPONENT, ONE PLAYER: *15 seconds by Bill Goldsworthy, Minnesota Mar. 23, 1974 vs Gary Inness at Minnesota*

FASTEST TWO GOALS,

BOTH TEAMS: (NHL RECORD) *4 seconds by Wayne Bianchin (Pittsburgh) & Guy Chouinard (Atlanta), Mar. 15, 1977 at Atlanta*

FASTEST TWO PITTSBURGH

GOALS: *9 seconds by Al McDonough & Ken Schinkel, Nov. 22, 1972 vs St. Louis*

FASTEST TWO OPPONENT

GOALS: *6 seconds by Guy Lafleur & Steve Shutt (Montreal), Apr. 2, 1975 at Montreal*

FASTEST TWO PITTSBURGH

ASSISTS: *7 seconds by Ron Sock, Mar. 5, 1970 at Detroit on goals by Wally Boyer*

FASTEST TWO OPPONENT

ASSISTS: *6 seconds by Pete Mahovlich (Montreal) Apr. 2, 1975 at Montreal*

FASTEST THREE PITTSBURGH GOALS,

ONE PLAYER: *4:17 by Lowell MacDonald, Nov. 13, 1973 vs Cesare Maniago vs Minnesota*

FASTEST THREE OPPONENT GOALS,

ONE PLAYER: *3:26 by Stan Gilbertson (Washington), Apr. 6, 1975 vs Bob Johnson at Washington*

FASTEST THREE GOALS,

BOTH TEAMS: *40 seconds by Rick Martin (Buffalo) 7:15, Greg Polis (Pittsburgh) 7:20 & Craig Ramsay (Buffalo) 7:55, Jan. 3, 1974 at Buffalo*

FASTEST THREE PITTSBURGH

GOALS: *27 seconds by Al McDonough, Ken Schinkel & Ron Schock, Nov. 22, 1972 vs St. Louis*

FASTEST THREE OPPONENT

GOALS: *51 seconds by Guy Lafleur (2) & Pete Mahovlich (Montreal) on Jan. 26, 1975 at Montreal*

FASTEST FOUR PITTSBURGH GOALS,

ONE PLAYER: *Never accomplished by one player*

FASTEST FOUR OPPONENT GOALS,

ONE PLAYER: *34:40 by Stan Gilbertson (Washington) Apr. 6, 1975 at Washington vs Bob Johnson*

FASTEST FOUR GOALS,

BOTH TEAMS: *1:17, Jan. 26, 1975 at Montreal, Pierre Larouche, Guy Lafleur (2) & Pete Mahovlich*

FASTEST FOUR PITTSBURGH

GOALS: *1:49, Nov. 22, 1972 vs St. Louis, Bryan Hextall, Jean Pronovost, Al McDonough & Ken Schinkel*

1:49, Nov. 22, 1972 vs St. Louis, Jean Pronovost, Al McDonough, Ken Schinkel & Ron Schock

FASTEST FIVE PITTSBURGH

GOALS: (NHL RECORD) *2:07, Nov. 22, 1972 vs St. Louis, Bryan Hextall, Jean Pronovost, Al McDonough, Ken Schinkel & Ron Schock*

FASTEST PITTSBURGH GOALS,

START OF GAME: (Ties NHL RECORD) *6 seconds by Jean Pronovost, Mar. 25, 1976 at St. Louis*

FASTEST OPPONENT GOAL,

START OF GAME: *13 seconds by Rick Martin (Buffalo), Oct. 27, 1976 at Buffalo*

FASTEST PITTSBURGH GOAL,

START OF SECOND PERIOD: *7 seconds by Lowell MacDonald, Feb. 10, 1973 at Boston*

FASTEST OPPONENT GOAL,

START OF SECOND PERIOD: *7 seconds by Joey Johnston (California) Oct. 20, 1973 at Pittsburgh
7 seconds by Stan Gilbertson (Washington) Nov. 12, 1975 at Washington*

FASTEST PITTSBURGH GOAL,

START OF THIRD PERIOD: *12 seconds by Greg Polis, Apr. 1, 1972 at Philadelphia*

FASTEST OPPONENT GOAL,

START OF THIRD PERIOD: *16 seconds by Gerry Ehman (California) Mar. 17, 1971 at California
16 seconds by Doug Jarrett (Chicago) Feb. 24, 1974 at Chicago*

EARLIEST WINNING GOAL: *35 seconds by Ken Schinkel, Oct. 17, 1972 at New York Islanders (5-0)*

EARLIEST WINNING GOAL,

OPPONENT: *29 seconds by Andre Boudrias (St. Louis) Jan. 3, 1970 at St. Louis (6-0)*

SCORING SUMMARIES

PITTSBURGH VS ATLANTA

1976-77	GP	W	L	T	PTS	GF	GA	PPG	SHG	PEN	PIM
PITTSBURGH	4	0	3	1	1	12	18	2	0	14	31
ATLANTA	4	3	0	1	7	18	12	4	0	13	29

AT PITTSBURGH (0-1-1)

Oct. 24 Pgh. 3 (a) Atl. 3 (d)
Jan. 16 Atl. 6 (d) Pgh. 5 (a)

(a) Wilson in Goal
(c) Herron replaced
Wilson 18:58

AT ATLANTA (0-2-0)

Oct. 15 Atl. 2 (d) Pgh. 1 (a)
Mar. 15 Atl. 7 (e) Pgh. 3 (c)

(d) Myre in Goal
(e) Bouchard in Goal

(Pittsburgh leads All-Time Series (10-7-6))

GOALS BY PERIODS

	1st	2nd	3rd	Total	1st	2nd	3rd	Total
PITTSBURGH	4	3	5	12	27	36	33	96
ATLANTA	6	6	6	18	44	49	54	147

PITTSBURGH

PLAYER	GP	G	A	PTS	PIM
Bianchin	4	3	1	4	4
Kelly	4	2	2	4	0
Larouche	4	2	2	4	0
Corrigan	3	1	2	3	0
Pronovost	4	1	2	3	2
Schock	4	1	2	3	2
Apps	4	1	1	2	0
Owchar	3	0	2	2	4
Gilbertson	4	0	2	2	2
Kehoe	4	0	2	2	0
Stackhouse	4	0	2	2	2
Malone	3	1	0	1	4
Price	1	0	1	1	0
Anderson	3	0	1	1	0
Chapman	4	0	1	1	0
Herron	1	0	0	0	0
Van Impe	1	0	0	0	2
Faubert	2	0	0	0	0
Awrey	4	0	0	0	2
Burrows	4	0	0	0	5
Morrison	4	0	0	0	0
Wilson	4	0	0	0	0
Bench					2
TOTAL	4	12	23	35	31

ATLANTA

PLAYER	GP	G	A	PTS	PIM
Lysiak	3	3	2	5	2
Chouinard	4	3	2	5	0
Vail	3	2	3	5	0
Gould	2	1	3	4	0
Manery	3	0	3	3	2
Kea	4	0	3	3	4
Plett	2	2	0	2	7
Bennet	4	2	0	2	0
Clement	4	1	1	2	0
Comeau	4	1	1	2	0
Mulhern	4	1	1	2	0
Quinn	4	1	1	2	4
Gibbs	4	0	2	2	0
Flett	2	1	0	1	0
Shand	1	0	1	1	4
Graves	2	0	1	1	0
Houston	4	0	1	1	2
Bouchard	1	0	0	0	0
Ribble	1	0	0	0	0
Bowness	3	0	0	0	0
Myre	3	0	0	0	0
Ecclestone	4	0	0	0	0
Simpson	4	0	0	0	4
Carriere	2	0	0	0	0
TOTAL	4	18	25	43	-29

GOALIES

	GP	MP	GA	SO	AVG
Herron (0-0-0)	1	41	2	0	2.93
Wilson (0-3-1)	4	199	16	0	4.82
TOTAL	4	240	18	0	4.50

GOALIES

	GP	MP	GA	SO	AVG
Bouchard (1-0-0)	1	60	3	0	3.00
Myre (2-0-1)	3	180	9	0	3.00
TOTAL	4	240	12	0	3.00

SCORING SUMMARIES

PITTSBURGH VS BOSTON

1976-77	GP	W	L	T	PTS	GF	GA	PPG	SHG	PEN	PIM
PITTSBURGH	5	1	3	1	3	10	17	1	1	12	30
BOSTON	5	3	1	1	7	17	10	2	1	19	44

AT PITTSBURGH (1-1-1)

Nov. 24 Bos. 4 (d) Pgh. 0 (a)
Jan. 30 Pgh. 5 (b) Bos. 2 (e)
Feb. 27 Pgh. 2 (a) Bos. 2 (d)

(a) Wilson in goal
(b) Herron in goal

AT BOSTON (0-2-0)

Dec. 19 Bos. 6 (d) Pgh. 3 (b)
Mar. 27 Bos. 3 (e) Pgh. 0 (b)

(d) Cheevers in goal
(e) Gilbert in goal

(Boston leads All-Time Series (35-8-10))

GOALS BY PERIODS

	1st	2nd	3rd	Total	1st	2nd	3rd	Total
PITTSBURGH	4	2	4	10	44	52	42	138
BOSTON	4	8	5	17	49	63	53	165

PITTSBURGH

PLAYER	GP	G	A	PTS	PIM
Kehoe	5	2	3	5	0
Larouche	4	2	2	4	0
Chapman	5	1	1	2	0
Corrigan	5	1	1	2	2
Schock	5	1	1	2	2
Malone	4	1	0	1	4
Apps	5	1	0	1	0
Kelly	5	1	0	1	0
Faubert	3	0	1	1	5
Owchar	3	0	1	1	0
Pronovost	5	0	1	1	4
Stackhouse	5	0	1	1	4
Price	1	0	0	0	0
Wilson	2	0	0	0	0
Gilbertson	3	0	0	0	0
Herron	3	0	0	0	0
Awrey	4	0	0	0	2
Burrows	4	0	0	0	0
Anderson	5	0	0	0	5
Bianchin	5	0	0	0	0
Morrison	5	0	0	0	0
Bench					2
TOTAL	5	10	12	22	-30

BOSTON

PLAYER	GP	G	A	PTS	PIM
McNab	5	2	4	6	2
Bucyk	2	2	2	4	0
Nowak	2	2	2	4	0
Park	5	2	2	4	4
Cashman	4	1	3	4	2
Ratelle	5	1	3	4	0
Marcotte	5	2	1	3	0
O'Reilly	5	1	2	3	11
Milbury	5	0	3	3	10
Anderson	2	1	1	2	0
Middleton	4	1	1	2	0
Smith	4	0	2	2	2
Jonathan	4	1	0	1	5
Hagman	5	1	0	1	0
Smith	3	0	1	1	0
Wensink	2	0	1	1	0
Doak	5	0	1	1	4
Forbes	5	0	1	1	0
Edestrand	1	0	0	0	0
Halward	1	0	0	0	0
Maluta	1	0	0	0	0
Gilbert	2	0	0	0	0
Cheevers	3	0	0	0	0
Schmautz	4	0	0	0	2
Sheppard	5	0	0	0	2
TOTAL	5	17	30	47	-44

GOALIES

	GP	MP	GA	SO	AVG
Wilson (0-1-1)	2	120	6	0	3.00
Herron (1-2-0)	3	180	11	0	3.67
TOTAL	5	300	17	0	3.40

GOALIES

	GP	MP	GA	SO	AVG
Cheevers (2-0-1)	3	180	5	1	1.67
Gilbert (1-1-0)	2	120	5	1	2.50
TOTAL	5	300	10	2	2.00

SCORING SUMMARIES

PITTSBURGH VS BUFFALO

1976-77	GP	W	L	T	PTS	GF	GA	PPG	SHG	PEN	PIM
Pittsburgh	5	4	0	1	9	20	12	2	0	20	51
Buffalo	5	0	4	1	1	12	20	4	0	14	39

AT PITTSBURGH (3-0-0)

Jan. 1 Pgh. 6 (a) Buf. 3 (g)
 Jan. 15 Pgh. 5 (b) Buf. 2 (d)
 Mar. 12 Pgh. 3 (a) Buf. 2 (e)

- (a) Wilson in goal
- (b) Herron in goal
- (c) Laxton replaced Wilson 47:57

AT BUFFALO (1-0-1)

Oct. 27 Pgh. 4 (c) Buf. 4 (f)
 Dec. 9 Pgh. 2 (b) Buf. 1 (d)

- (d) Desjardins in goal
- (e) Edwards in goal
- (f) Smith replaced Desjardins 2:11 & Desjardins returned 20:00
- (g) Smith replaced Desjardins 26:17

(Buffalo Leads All Time Series (16-9-12))

GOALS BY PERIODS

	1st	2nd	3rd	Total
PITTSBURGH	7	10	3	20
BUFFALO	4	5	3	12

SHOTS BY PERIODS

	1st	2nd	3rd	Total
PITTSBURGH	41	46	27	114
BUFFALO	52	65	59	176

PITTSBURGH

PLAYER	GP	G	A	PTS	PIM
Stackhouse	5	0	7	7	6
Schock	5	2	3	5	0
Chapman	5	1	4	5	0
Bianchin	5	4	0	4	2
Malone	4	3	1	4	2
Pronovost	5	1	3	4	0
Larouche	4	2	1	3	4
Apps	5	1	2	3	2
Corrigan	5	1	2	3	0
Kehoe	5	1	2	3	2
Anderson	3	2	0	2	6
Kelly	4	2	0	2	6
Owchar	3	0	2	2	2
Gilbertson	5	0	1	1	0
Laxton	1	0	0	0	0
Herron	2	0	0	0	0
Faubert	3	0	0	0	0
Wilson	3	0	0	0	15
Awrey	5	0	0	0	2
Burrows	5	0	0	0	2
Morrison	4	0	0	0	0
TOTAL	5	20	28	48	-51

BUFFALO

PLAYER	GP	G	A	PTS	PIM
Korab	5	3	2	5	2
Perreault	5	0	5	5	0
Robert	5	4	0	4	2
Ramsay	5	1	3	4	0
Martin	5	2	0	2	0
McAdam	5	1	1	2	0
Luce	5	0	2	2	2
Stanfield	5	0	2	2	0
Hajt	5	1	0	1	0
Breitenbach	1	0	1	1	0
Schoenfeld	4	0	1	1	0
Fogolin	5	0	1	1	2
Guevremont	5	0	1	1	2
Edwards	1	0	0	0	0
Richard	2	0	0	0	0
Smith	2	0	0	0	0
Gare	3	0	0	0	17
Desjardins	4	0	0	0	0
Martin	4	0	0	0	0
Lorentz	5	0	0	0	0
Savard	5	0	0	0	2
Spencer	5	0	0	0	8
Bench					2
TOTAL	5	12	19	31	-39

GOALIES

GOALIES	GP	MP	GA	SO	AVG
Herron (2-0-0)	2	120	3	0	1.50
Wilson (2-0-1)	3	168	8	0	2.86
Laxton (0-0-0)	1	12	1	0	5.00
TOTAL	5	300	12	0	2.40

GOALIES

GOALIES	GP	MP	GA	SO	AVG
Edwards (0-1-0)	1	60	3	0	3.00
Smith (0-0-0)	2	52	3	0	3.46
Desjardins (0-3-1)	4	188	14	0	4.47
TOTAL	5	300	20	0	4.00

SCORING SUMMARIES

PITTSBURGH VS CHICAGO

1976-77	GP	W	L	T	PTS	GF	GA	PPG	SHG	PEN	PIM
PITTSBURGH	4	2	2	0	4	12	9	2	0	10	20
CHICAGO	4	2	2	0	4	9	12	3	0	11	22

AT PITTSBURGH (2-0-0)

Nov. 21 Pgh. 5 (a) Chi. 0 (d)
 Jan. 8 Pgh. 4 (a) Chi. 2 (e)

- (a) Wilson in goal
- (b) Herron in goal

AT CHICAGO (0-2-0)

Oct. 13 Chi. 4 (d) Pgh. 1 (a)
 Mar. 20 Chi. 3 (0) Pgh. 2 (b)

- (d) Esposito in goal
- (e) Villemure in goal

(Chicago Leads All-Time Series (33-14-4))

GOALS BY PERIODS

	1st	2nd	3rd	Total
PITTSBURGH	5	4	3	12
CHICAGO	2	5	2	9

SHOTS BY PERIODS

	1st	2nd	3rd	Total
PITTSBURGH	46	52	47	145
CHICAGO	42	38	28	108

PITTSBURGH

PLAYER	GP	G	A	PTS	PIM
Pronovost	4	4	0	4	2
Larouche	3	1	3	4	0
Kehoe	4	2	1	3	0
Schock	4	0	3	3	0
Owchar	3	1	1	2	0
Gilbertson	4	1	1	2	4
Corrigan	3	0	2	2	0
Apps	4	0	2	2	2
Faubert	2	1	0	1	0
Kelly	3	1	0	1	0
Malone	3	1	0	1	2
Awrey	4	0	1	1	4
Chapman	4	0	1	1	0
Gilbert	1	0	0	0	0
Hadfield	1	0	0	0	0
Herron	1	0	0	0	0
Price	1	0	0	0	0
Anderson	3	0	0	0	2
Burrows	3	0	0	0	0
Wilson	3	0	0	0	0
Bianchin	4	0	0	0	2
Morrison	4	0	0	0	0
Stackhouse	4	0	0	0	2
TOTAL	4	12	15	27	-20

CHICAGO

PLAYER	GP	G	A	PTS	PIM
Rota	4	1	3	4	2
Koroll	4	1	2	3	2
Bordeleau	3	1	1	2	0
Harrison	3	1	1	2	2
Boldirev	4	1	1	2	0
Mulvey	4	1	1	2	0
Orr	1	0	2	2	4
Tallon	3	1	0	1	2
Martin	4	1	0	1	0
Russell	4	1	0	1	6
Magnuson	2	0	1	1	0
Makita	3	0	1	1	0
Murray	3	0	1	1	2
Hull	4	0	1	1	0
Hinton	1	0	0	0	0
Holt	1	0	0	0	0
Logan	1	0	0	0	0
Vaydik	1	0	0	0	0
Villemure	1	0	0	0	0
Bowman	2	0	0	0	0
Esposito	3	0	0	0	0
Daigle	4	0	0	0	0
Marks	4	0	0	0	0
Redmond	4	0	0	0	2
TOTAL	4	9	15	24	-22

GOALIES

GOALIES	GP	MP	GA	SO	AVG
Wilson (2-1-0)	3	180	6	1	2.00
Herron (0-1-0)	1	60	3	0	3.00
TOTAL	4	240	9	1	2.25

GOALIES

GOALIES	GP	MP	GA	SO	AVG
Esposito (2-1-0)	3	180	8	0	2.67
Villemure (0-1-0)	1	60	4	0	4.00
TOTAL	4	240	12	0	3.00

SCORING SUMMARIES

PITTSBURGH VS CLEVELAND

1976-77	GP	W	L	T	PTS	GF	GA	PPG	SHG	PEN	PIM
PITTSBURGH	5	3	0	2	8	14	8	2	1	17	37
CLEVELAND	5	0	3	2	2	8	14	1	0	16	35

AT PITTSBURGH (2-0-0)

Dec. 16 Pgh. 5 (b) Clev. 4 (d)
Feb. 20 Pgh. 4 (b) Clev. 1 (e)

AT CLEVELAND (1-0-2)

Nov. 7 Pgh. 2 (a) Clev. 2 (f)
Nov. 26 Pgh. 3 (a) Clev. 1 (f)
Feb. 3 Pgh. 6 (a) Clev. 0 (e)

(a) Wilson in goal
(b) Herron in goal

(d) Meloche in goal
(e) Edwards in goal
(f) Simmons in goal

Pittsburgh Leads All-Time Series (30-16-18)*

*Includes Game as Oakland-California Seals.

GOALS BY PERIODS

SHOTS BY PERIODS

	1st	2nd	3rd	Total	1st	2nd	3rd	Total
PITTSBURGH	3	8	3	14	39	46	54	139
CLEVELAND	2	4	2	8	43	62	54	159

PITTSBURGH

CLEVELAND

PLAYER	GP	G	A	PTS	PIM
Pronovost	5	4	2	6	0
Corrigan	5	1	3	4	0
Apps	4	0	4	4	0
Schock	5	1	2	3	2
Stackhouse	5	0	3	3	6
Larouche	2	1	1	2	0
Gilbertson	4	1	1	2	7
Malone	4	1	1	2	4
Kehoe	5	1	1	2	0
Kelly	5	1	1	2	6
Awrey	5	0	2	2	4
Burrows	4	1	0	1	2
Bianchin	5	1	0	1	0
Chapman	5	1	0	1	0
Faubert	2	0	1	1	0
Owchar	2	0	1	1	2
Anderson	5	0	1	1	2
Hadfield	1	0	0	0	0
Van Impe	1	0	0	0	0
Herron	2	0	0	0	0
Wilson	3	0	0	0	0
Morrison	5	0	0	0	0
Bench					2

PLAYER	GP	G	A	PTS	PIM
MacAdam	5	3	1	4	0
Maruk	5	1	3	4	7
Fidler	4	1	1	2	0
Sabourin	3	0	2	2	2
Christie	5	0	2	2	2
Patrick	2	1	0	1	0
Spring	2	1	0	1	2
Murdoch	4	1	0	1	0
Meeke	3	0	1	1	2
Gardner	5	0	1	1	2
Merrick	5	0	1	1	6
Adern	1	0	0	0	0
Bradley	1	0	0	0	0
Johansson	1	0	0	0	0
Kuzyk	1	0	0	0	0
Meloche	1	0	0	0	0
Price	1	0	0	0	0
Roberto	1	0	0	0	0
Edwards	2	0	0	0	0
Moxey	2	0	0	0	0
Neilson	2	0	0	0	2
Pappin	2	0	0	0	2
Simmer	2	0	0	0	0
Simmons	2	0	0	0	0
Widing	2	0	0	0	0
Smith	3	0	0	0	2
Stewart	3	0	0	0	4
Frig	4	0	0	0	2
Girard	4	0	0	0	0
Hampton	4	0	0	0	0
Klassen	5	0	0	0	0

TOTAL	5	14	24	38	-37
GOALIES	GP	MP	GA	SO	AVG
Wilson (1-0-2)	3	180	3	1	1.00
Herron (2-0-0)	2	120	5	0	2.50
TOTAL	5	300	8	1	1.60

TOTAL	5	8	12	20	-35
GOALIES	GP	MP	GA	SO	AVG
Edwards (0-1-1)	2	120	4	1	2.00
Simmons (0-1-1)	2	120	5	0	2.50
Meloche (0-1-0)	1	60	5	0	5.00
TOTAL	5	300	14	1	2.80

SCORING SUMMARIES

PITTSBURGH VS COLORADO

1976-77	GP	W	L	T	PTS	GF	GA	PPG	SHG	PEN	PIM
PITTSBURGH	4	2	2	0	4	11	11	3	0	20	46
COLORADO	4	2	2	0	4	11	11	1	1	23	52

AT PITTSBURGH (1-1-0)

Nov. 20 Col. 5 (d) Pgh. 2 (a)
Mar. 9 Pgh. 3 (b) Col. 0 (e)

(a) Wilson in goal
(b) Herron in goal

AT COLORADO (1-1-0)

Nov. 5 Pgh. 4 (a) Col. 1 (d)
Feb. 6 Col. 5 (d) Pgh. 2 (b)

(d) Plasse in goal
(e) Favell in goal

Pittsburgh Leads All-Time Series (6-3-3)*

*Includes Games as Kansas City Scouts

GOALS BY PERIODS

SHOTS BY PERIODS

	1st	2nd	3rd	Total	1st	2nd	3rd	Total
PITTSBURGH	7	2	2	11	38	38	27	109
COLORADO	2	3	6	11	41	52	37	130

PITTSBURGH

COLORADO

PLAYER	GP	G	A	PTS	PIM
Chapman	4	2	3	5	0
Apps	4	1	2	3	2
Pronovost	4	1	2	3	2
Anderson	4	0	3	3	13
Malone	3	2	0	2	0
Kehoe	4	2	0	2	2
Bianchin	4	1	1	2	6
Kelly	4	0	2	2	0
Schock	4	0	2	2	0
Gilbertson	3	1	0	1	0
Corrigan	4	1	0	1	7
Hadfield	1	0	1	1	0
Price	1	0	1	1	2
Van Impe	1	0	1	1	2
Wilson	2	0	1	1	0
Burrows	3	0	1	1	4
Awrey	4	0	1	1	2
Faubert	2	0	0	1	2
Herron	2	0	0	0	0
Larouche	2	0	0	0	0
Owchar	2	0	0	0	0
Morrison	4	0	0	0	0
Stackhouse	4	0	0	0	2

PLAYER	GP	G	A	PTS	PIM
Paiement	4	5	2	7	11
Gardner	3	2	3	5	0
Dean	4	0	3	3	4
Pyatt	4	1	1	2	7
Delorme	2	1	0	1	0
Andruff	3	1	0	1	0
Croteau	4	1	0	1	4
Cairns	1	0	1	1	0
Gruen	2	0	1	1	0
Arnason	4	0	1	1	4
Edur	4	0	1	1	4
Delparte	1	0	0	0	0
Favell	1	0	0	0	0
Johnston	1	0	0	0	0
Lemelin	1	0	0	0	0
Shanahan	1	0	0	0	0
Durbano	2	0	0	0	6
McElmury	2	0	0	0	0
Roberto	2	0	0	0	0
Kitchen	3	0	0	0	2
Lefley	3	0	0	0	2
Nolet	3	0	0	0	0
Plasse	3	0	0	0	0
Pratt	3	0	0	0	0
Campbell	4	0	0	0	8
Dupere	4	0	0	0	0
Hudson	4	0	0	0	0

TOTAL	4	11	21	32	-46
-------	---	----	----	----	-----

TOTAL	4	11	13	24	-52
-------	---	----	----	----	-----

GOALIES	GP	MP	GA	SO	AVG
Herron (1-1-0)	2	120	5	1	2.50
Wilson (1-1-0)	2	120	6	0	3.00
TOTAL	4	240	11	1	2.75

GOALIES	GP	MP	GA	SO	AVG
Plasse (2-1-0)	2	180	8	0	2.67
Favell (0-1-0)	1	60	3	0	3.00
TOTAL	4	240	11	0	2.75

SCORING SUMMARIES

PITTSBURGH VS DETROIT

1976-77	GP	W	L	T	PTS	GF	GA	PPG	SHG	PEN	PIM
PITTSBURGH	6	4	2	0	8	19	17	7	0	22	59
DETROIT	6	2	4	0	4	17	19	1	1	40	101

AT PITTSBURGH (3-0-0)

Oct. 16 Pgh. 4 (a) Det. 3 (d)
 Feb. 5 Pgh. 3 (a) Det. 1 (d)
 Apr. 3 Pgh. 4 (b) Det. 2 (d)

(a) Wilson in goal
 (b) Herron in goal

AT DETROIT (1-2-0)

Dec. 23 Det. 5 (d) Pgh. 2 (b)
 Feb. 24 Det. 3 (e) Pgh. 2 (a)
 Apr. 2 Pgh. 4 (b) Det. 3 (d)

(d) Rutherford in goal
 (e) Richardson in goal

Detroit Leads All-Time Series (25-24-7)

GOALS BY PERIODS

	1st	2nd	3rd	Total
PITTSBURGH	6	5	8	19
DETROIT	5	6	6	17

SHOTS BY PERIODS

	1st	2nd	3rd	Total
PITTSBURGH	58	54	61	173
DETROIT	58	54	44	156

PITTSBURGH

PLAYER	GP	G	A	PTS	PIM
Bianchin	6	5	1	6	0
Malone	5	3	3	6	6
Larouche	5	1	4	5	0
Pronovost	5	1	4	5	4
Apps	5	3	1	4	0
Corrigan	4	1	2	3	2
Kehoe	6	1	2	3	0
Stackhouse	6	1	2	3	12
Kelly	5	0	3	3	4
Schock	6	0	3	3	0
MacDonald	2	1	1	2	0
Chapman	6	1	1	2	2
Burrows	5	1	0	1	2
Faubert	4	0	0	1	7
Anderson	5	0	1	1	14
Gilbert	1	0	0	0	0
Van Impe	1	0	0	0	0
Lyon	2	0	0	0	0
Owchar	2	0	0	0	0
Herron	3	0	0	0	2
Wilson	3	0	0	0	2
Gilbertson	4	0	0	0	0
Awrey	6	0	0	0	2
Morrison	6	0	0	0	0
TOTAL	6	19	29	48	-59

DETROIT

PLAYER	GP	G	A	PTS	PIM
Hexhall	6	0	6	6	18
Libett	6	2	3	5	0
Lochead	6	2	2	4	7
Polonich	6	1	3	4	18
McKennie	6	2	1	3	4
Cameron	6	0	3	3	12
Ritchie	3	2	0	2	2
Nahrgang	4	1	1	2	2
Williams	5	1	1	2	0
Wilson	6	1	1	2	4
Harvey	3	0	2	2	0
Lapointe	3	0	2	2	2
Coates	2	1	0	1	11
Kelly	3	1	0	1	0
Bergeron	4	1	0	1	0
LeBlanc	5	1	0	1	0
Hamel	6	1	0	1	4
Watson	1	0	1	1	2
Murray	3	0	1	1	0
Joly	5	0	1	1	2
Larson	1	0	0	0	2
Richardson	1	0	0	0	0
Sheehan	1	0	0	0	0
Bloom	2	0	0	0	0
Harper	2	0	0	0	0
Maloney	2	0	0	0	7
Grant	3	0	0	0	2
Rutherford	5	0	0	0	0
Bench					2
TOTAL	6	17	28	45	-101

GOALIES	GP	MP	GA	SO	AVG	GOALIES	GP	MP	GA	SO	AVG
Wilson (2-1-0)	3	180	7	0	2.33	Richardson (1-0-0)	1	60	2	0	2.00
Herron (2-1-0)	3	180	8(2)	0	2.67	Rutherford (1-4-0)	5	300	17	0	3.40
TOTAL	6	360	17	0	2.83	TOTAL	6	360	19	0	3.16

SCORING SUMMARIES

PITTSBURGH VS LOS ANGELES

1976-77	GP	W	L	T	PTS	GF	GA	PPG	SHG	PEN	PIM
PITTSBURGH	6	2	3	1	5	20	23	5	1	24	51
LOS ANGELES	6	3	2	1	7	23	20	7	1	34	79

AT PITTSBURGH (1-2-0)

Oct. 9 L.A. 7 (e) Pgh. 4 (c)
 Nov. 2 Pgh. 7 (a) L.A. 1 (e)
 Mar. 2 L.A. 5 (e) Pgh. 0 (a)

(a) Wilson in goal
 (b) Herron in goal
 (c) Laxton in goal
 (d) Wilson replaced Herron 12:57

AT LOS ANGELES (1-1-1)

Jan 20 L.A. 5 (e) Pgh. 3 (d)
 Feb. 12 Pgh. 3 (b) L.A. 2 (e)
 Mar. 5 Pgh. 3 (b) L.A. 3 (e)

(e) Vachon in goal

All-Time Series Tied (31-31-5)

GOALS BY PERIODS

	1st	2nd	3rd	Total
PITTSBURGH	7	6	7	20
LOS ANGELES	6	7	10	23

SHOTS BY PERIODS

	1st	2nd	3rd	Total
PITTSBURGH	61	71	62	194
LOS ANGELES	62	69	65	196

PITTSBURGH

PLAYER	GP	G	A	PTS	PIM
Apps	5	3	4	7	2
Larouche	6	3	4	7	0
Kehoe	6	3	2	5	4
Schock	6	3	2	5	0
Owchar	3	2	2	4	4
Malone	6	2	1	3	0
Chapman	6	1	2	3	0
Kelly	6	0	3	3	11
Pronovost	6	0	3	3	0
Corrigan	4	2	0	2	8
Burrows	5	1	1	2	4
Hadfield	1	0	1	1	0
Gilbertson	5	0	1	1	0
Anderson	6	0	1	1	4
Awrey	6	0	1	1	0
Stackhouse	6	0	1	1	6
Gilbert	1	0	0	0	0
Laxton	1	0	0	0	0
Van Impe	1	0	0	0	0
Herron	3	0	0	0	0
Wilson	3	0	0	0	0
Faubert	4	0	0	0	4
Bianchin	5	0	0	0	2
Morrison	6	0	0	0	0
Bench					2
TOTAL	6	20	29	49	51

LOS ANGELES

PLAYER	GP	G	A	PTS	PIM
Dionne	6	5	6	11	2
Kozak	6	3	3	6	4
Berry	5	2	4	6	0
Williams	6	2	3	5	4
Murdoch	6	1	3	4	6
Venasky	6	1	3	4	2
Murphy	6	2	1	3	2
Goring	6	1	2	3	0
Hutchison	6	1	2	3	12
Schultz	6	1	2	3	10
Goldup	4	0	3	3	2
Sargent	6	1	1	2	6
St. Marseille	2	0	2	2	0
Walker	1	1	0	1	0
Brown	5	1	0	1	0
Carr	5	1	0	1	0
Widing	2	0	1	1	2
Komadoski	6	0	1	1	15
Clippingdale	1	0	0	0	0
DeMarco	1	0	0	0	2
Kannegiesser	2	0	0	0	0
Vachon	6	0	0	0	0
Wilson	6	0	0	0	6
Bench					4
TOTAL	6	23	37	60	79

GOALIES	GP	MP	GA	SO	AVG	GOALIES	GP	MP	GA	SO	AVG
Herron (1-0-1)	3	133	7	0	3.16	Vachon (3-2-1)	6	360	20	1	3.33
Wilson (1-2-0)	3	167	9	0	3.23						
Laxton (0-1-0)	1	60	7	0	7.00						
TOTAL	6	360	23	0	3.83						

SCORING SUMMARIES

PITTSBURGH VS MINNESOTA

1976-77	GP	W	L	T	PTS	GF	GA	PPG	SHG	PEN	PIM
PITTSBURGH	4	3	1	0	6	17	9	3	1	10	20
MINNESOTA	4	1	3	0	2	9	17	0	0	8	16

AT PITTSBURGH (2-0-0)

Dec. 7 Pgh. 6 (b) Min. 2 (d)
Feb. 2 Pgh. 5 (b) Min. 2 (e)

- (a) Wilson in goal
- (b) Herron in goal

AT MINNESOTA (1-1-0)

Nov. 10 Min. 3 (e) Pgh. 2 (a)
Mar. 22 Pgh. 4 (b) Min. 2 (f)

- (d) Harrison in goal
- (e) Smith in goal
- (f) Lopresti in goal

Pittsburgh Leads All-Time Series (29-23-8)

GOALS BY PERIODS

	1st	2nd	3rd	Total
PITTSBURGH	4	3	10	17
MINNESOTA	4	2	3	9

SHOTS BY PERIODS

	1st	2nd	3rd	Total
PITTSBURGH	39	36	43	118
MINNESOTA	39	45	35	119

PITTSBURGH

PLAYER	GP	G	A	PTS	PIM
Kehoe	4	2	4	6	0
Apps	4	2	3	5	0
Pronovost	4	2	2	4	0
Stackhouse	4	2	2	4	2
Malone	3	1	3	4	2
Corrigan	4	1	3	4	2
Schock	4	2	1	3	0
Kelly	3	1	2	3	2
Awrey	4	1	2	3	0
Bianchin	4	2	0	2	2
Chapman	4	1	1	2	0
Burrows	3	0	1	1	0
Gilbertson	3	0	1	1	0
Larouche	3	0	1	1	0
Gilbert	1	0	0	0	0
Hadfield	1	0	0	0	0
Lyon	1	0	0	0	2
Van Impe	1	0	0	0	0
Wilson	1	0	0	0	0
Faubert	2	0	0	0	2
Owchar	2	0	0	0	2
Herron	3	0	0	0	2
Anderson	4	0	0	0	2
Morrison	4	0	0	0	0
TOTAL	4	17	26	43	20

MINNESOTA

PLAYER	GP	G	A	PTS	PIM
Talafous	4	4	1	5	0
Young	4	1	4	5	2
Roberts	3	0	3	3	0
Jarry	1	0	2	2	0
Eriksson	4	0	2	2	0
Hicke	4	1	0	1	2
Hogaboam	4	1	0	1	0
Jensen	4	1	0	1	0
Pirus	3	1	0	1	2
Dunlop	1	0	1	1	0
Beverley	2	0	1	1	0
Reid	3	0	1	1	0
O'Brien	4	0	1	1	2
Sharpley	4	0	1	1	2
Bialowas	1	0	0	0	0
Goldsworthy	1	0	0	0	0
Harrison	1	0	0	0	0
Lopresti	1	0	0	0	0
Engele	2	0	0	0	4
Fairbairn	2	0	0	0	0
Nanne	2	0	0	0	0
Nantais	2	0	0	0	0
Smith	2	0	0	0	0
Barrett	3	0	0	0	0
Hicks	4	0	0	0	2
Youghans	4	0	0	0	0
TOTAL	4	9	17	26	16

GOALIES

	GP	MP	GA	SO	AVG		GP	MP	GA	SO	AVG
Herron (3-0-0)	3	180	6	0	2.00	Smith (1-1-0)	2	120	7	0	3.50
Wilson (0-1-0)	1	60	3	0	3.00	Lopresti (0-1-0)	1	60	4	0	4.00
						Harrison (0-1-0)	1	60	6	0	6.00
TOTAL	4	240	9	0	2.25	TOTAL	4	240	17	0	4.25

SCORING SUMMARIES

PITTSBURGH VS MONTREAL

1976-77	GP	W	L	T	PTS	GF	GA	PPG	SHG	PEN	PIM
PITTSBURGH	6	0	4	2	2	11	34	3	0	17	37
MONTREAL	6	4	0	2	10	34	11	6	1	21	42

AT PITTSBURGH (0-1-2)

Oct. 23 Mtl. 9 (d) Pgh. 1 (a)
Dec. 29 Pgh. 3 (b) Mtl. 3 (f)
Feb. 16 Pgh. 4 (b) Mtl. 4 (d)

- (a) Laxton replaced Wilson
35:16 & Wilson returned 42:15
- (b) Herron in goal
- (c) Laxton in goal

AT MONTREAL (0-3-0)

Oct. 7 Mtl. 10 (e) Pgh. 1 (c)
Dec. 4 Mtl. 3 (e) Pgh. 1 (b)
Mar. 3 Mtl. 5 (e) Pgh. 1 (b)

- (d) Dryden in goal
- (e) Larocque in goal
- (f) Dryden replaced Larocque 44:49

Montreal Leads All-Time Series (42-6-8)

GOALS BY PERIODS

	1st	2nd	3rd	Total
PITTSBURGH	6	4	1	11
MONTREAL	15	7	12	34

SHOTS BY PERIODS

	1st	2nd	3rd	Total
PITTSBURGH	63	62	56	181
MONTREAL	81	73	80	234

PITTSBURGH

PLAYER	GP	G	A	PTS	PIM
Chapman	6	1	3	4	0
Malone	5	0	4	4	0
Bianchin	6	3	0	3	0
Larouche	5	2	1	3	4
Pronovost	6	2	1	3	2
Apps	5	0	3	3	0
Stackhouse	6	1	1	2	8
Kelly	5	0	2	2	2
Kehoe	6	1	0	1	2
Schock	6	1	0	1	2
Faubert	3	0	1	1	4
Anderson	5	0	1	1	2
Gilbert	1	0	0	0	0
Hadfield	1	0	0	0	0
Price	1	0	0	0	2
Van Impe	1	0	0	0	0
Wilson	1	0	0	0	0
Laxton	2	0	0	0	0
Herron	4	0	0	0	0
Owchar	4	0	0	0	0
Corrigan	5	0	0	0	0
Awrey	6	0	0	0	2
Burrows	6	0	0	0	0
Gilbertson	6	0	0	0	0
Morrison	6	0	0	0	0
Bench					2
TOTAL	6	11	17	28	37

MONTREAL

PLAYER	GP	G	A	PTS	PIM
Lafleur	6	7	6	13	0
Robinson	6	3	8	11	0
Shutt	6	6	4	10	0
Lapointe	6	1	7	8	4
Lemaire	6	3	4	7	0
Mahovlich	6	0	6	6	4
Cournoyer	5	3	2	5	0
Houle	4	3	1	4	0
Risebrough	6	1	3	4	8
Tremblay	6	1	3	4	2
Jarvis	6	3	0	3	0
Savard	6	1	2	3	4
Lambert	5	1	1	2	2
Nyrop	6	1	1	2	2
Bouchard	6	0	1	1	6
Gainey	6	0	1	1	2
Chartraw	2	0	0	0	0
Roberts	3	0	0	0	0
Dryden	3	0	0	0	0
Larocque	4	0	0	0	0
Wilson	5	0	0	0	8
TOTAL	6	34	50	84	42

GOALIES

	GP	MP	GA	SO	AVG		GP	MP	GA	SO	AVG
Herron (0-2-2)	4	240	15	0	3.75	Larocque (3-0-1)	4	225	6	0	1.60
Laxton (0-1-0)	2	67	11	0	9.85	Dryden (1-0-1)	3	135	5	0	2.22
Wilson (0-1-0)	1	42	8	0	11.40						
TOTAL	6	360	34	0	5.67	TOTAL	6	360	11	0	1.83

SCORING SUMMARIES

PITTSBURGH VS NY ISLANDERS

1976-77	GP	W	L	T	PTS	GF	GA	PPG	SHG	PEN	PIM
PITTSBURGH	4	2	2	0	4	11	13	1	0	11	34
NY ISLANDERS	4	2	2	0	4	13	11	1	0	15	42

AT PITTSBURGH (1-1-0)

Nov. 27 NY I. 3 (d) Pgh. 1 (a)
Jan. 22 Pgh. 3 (a) NY I. 2 (d)

(a) Wilson in goal
(b) Herron in goal

AT NY ISLANDERS (1-1-0)

Dec. 2 Pgh. 4 (b) NY I. 2 (e)
Dec. 11 NY I. 6 (d) Pgh. 3 (b)

(d) Resch in goal
(e) Smith in goal

Pittsburgh Leads All-Time Series (11-7-4)

GOALS BY PERIODS

	1st	2nd	3rd	Total
PITTSBURGH	3	4	4	11
NY ISLANDERS	3	6	4	13

SHOTS BY PERIODS

	1st	2nd	3rd	Total
PITTSBURGH	47	37	41	125
NY ISLANDERS	44	48	31	123

PITTSBURGH

PLAYER	GP	G	A	PTS	PIM
Pronovost	4	4	2	6	0
Apps	4	0	5	5	0
Corrigan	4	2	2	4	0
Kehoe	4	1	2	3	0
Schock	4	1	2	3	2
Faubert	2	0	2	2	0
Larouche	1	1	0	1	0
Morrison	3	1	0	1	0
Gilbertson	4	1	0	1	0
Owchar	3	0	1	1	10
Anderson	4	0	1	1	7
Awrey	4	0	1	1	4
Hadfield	2	0	0	0	0
Herron	2	0	0	0	0
Wilson	2	0	0	0	0
Burrows	3	0	0	0	4
Bianchin	4	0	0	0	0
Chapman	4	0	0	0	0
Kelly	4	0	0	0	2
Malone	4	0	0	0	5
Stackhouse	4	0	0	0	0
TOTAL	4	11	18	29	34

NY ISLANDERS

PLAYER	GP	G	A	PTS	PIM
Westfall	4	1	4	5	0
Trottier	4	2	2	4	0
Parise	4	2	1	3	2
Lewis	4	0	3	3	0
Potvin	4	0	3	3	2
MacMillian	3	2	0	2	0
Drouin	4	1	1	2	0
Harris	4	1	1	2	6
Potvin	4	1	1	2	2
Nystrom	4	0	2	2	7
Howatt	2	1	0	1	10
Marshall	3	1	0	1	4
Henning	4	1	0	1	0
Gillies	3	0	1	1	0
Bourne	4	0	1	1	5
Price	4	0	1	1	4
Ledingham	1	0	0	0	0
Smith	1	0	0	0	0
Resch	3	0	0	0	0
St. Laurent	3	0	0	0	0
Hart	4	0	0	0	0
TOTAL	4	13	21	34	42

GOALIES

GP	MP	GA	SO	AVG	GOALIES	GP	MP	GA	SO	AVG
2	120	5	0	2.50	Wilson (1-1-0)	3	180	7	0	2.33
2	120	8	0	4.00	Herron (1-1-0)	1	60	3	0	3.00
TOTAL	4	240	13	0	TOTAL	4	240	11	0	2.75

SCORING SUMMARIES

PITTSBURGH VS NY RANGERS

1976-77	GP	W	L	T	PTS	GF	GA	PPG	SHG	PEN	PIM
PITTSBURGH	4	2	1	1	5	12	8	2	0	17	48
NY RANGERS	4	1	2	1	3	8	12	3	0	19	60

AT PITTSBURGH (0-1-1)

Oct. 30 Pgh. 2 (a) NY R. 2 (d)
Mar. 19 NY R. 5 (d) Pgh. 2 (a)

(a) Wilson in goal

AT NY RANGERS (2-0-0)

Nov. 14 Pgh. 5 (a) NY R. 1 (f)
Jan. 27 Pgh. 3 (a) NY R. 0 (e)

(d) Davidson in goal
(e) Soetart in goal
(f) Davidson replaced Gratton 40:00

NY Rangers Lead All-Time Series (31-13-6)

GOALS BY PERIODS

	1st	2nd	3rd	Total
PITTSBURGH	2	6	4	12
NY RANGERS	3	2	3	8

SHOTS BY PERIODS

	1st	2nd	3rd	Total
PITTSBURGH	39	45	40	124
NY RANGERS	29	42	52	123

PITTSBURGH

PLAYER	GP	G	A	PTS	PIM
Larouche	4	4	2	6	0
Stackhouse	4	1	3	4	0
Bianchin	4	3	0	3	2
Pronovost	4	3	0	3	0
Kehoe	4	1	2	3	0
Owchar	3	0	2	2	0
Apps	4	0	2	2	2
Van Impe	1	0	1	1	2
Faubert	2	0	1	1	0
Malone	3	0	1	1	2
Awrey	4	0	1	1	4
Chapman	4	0	1	1	0
Corrigan	4	0	1	1	7
Schock	4	0	1	1	0
Burrows	3	0	0	0	0
Gilbertson	3	0	0	0	0
Anderson	4	0	0	0	4
Kelly	4	0	0	0	25
Morrison	4	0	0	0	0
Wilson	4	0	0	0	0
TOTAL	4	12	18	30	48

NY RANGERS

PLAYER	GP	G	A	PTS	PIM
McEwen	4	2	2	4	0
Hickey	4	2	1	3	0
Gilbert	4	0	3	3	10
Murdoch	3	1	1	2	0
Esposito	4	1	1	2	2
Greschner	4	0	2	2	0
Dillon	4	1	0	1	0
Polis	4	1	0	1	0
Hodge	3	0	1	1	0
Stemkowski	3	0	1	1	4
Vickers	3	0	1	1	0
Farrish	4	0	1	1	6
Bednarski	1	0	0	0	0
Beverley	1	0	0	0	0
Fairbairn	1	0	0	0	0
Gratton	1	0	0	0	0
Heaslip	1	0	0	0	2
Soetart	1	0	0	0	0
Newman	2	0	0	0	0
Davidson	3	0	0	0	0
Fotiu	3	0	0	0	12
Goldsworthy	3	0	0	0	9
Maloney	4	0	0	0	8
Tkaczuk	4	0	0	0	0
Vadnais	4	0	0	0	7
TOTAL	4	8	14	22	60

GOALIES

GP	MP	GA	SO	AVG	GOALIES	GP	MP	GA	SO	AVG
4	240	8	1	2.00	Wilson (2-1-1)	3	140	4	0	1.71
						1	60	2	0	2.00
						1	40	5	0	7.50
TOTAL	4	240	8	1	TOTAL	4	240	12	0	3.00

SCORING SUMMARIES

PITTSBURGH VS PHILADELPHIA

1976-77	GP	W	L	T	PTS	GF	GA	PPG	SHG	PEN	PIM
PITTSBURGH	4	1	3	0	2	3	12	1	0	13	26
PHILADELPHIA	4	3	1	0	6	12	3	0	0	18	44

AT PITTSBURGH (1-1-0)

Nov. 13 Pgh. 1 (a) Phl. 0 (d)
Jan. 29 Phl. 5 (d) Pgh. 2 (a)

- (a) Wilson in goal
- (b) Herron in goal
- (c) Laxton in goal

AT PHILADELPHIA (0-2-0)

Oct. 28 Phl. 3 (d) Pgh. 0 (c)
Mar. 13 Phl. 4 (e) Pgh. 0 (b)

- (d) Parent in goal
- (e) Stephenson in goal

Philadelphia Leads All-Time Series (29-20-12)

GOALS BY PERIODS

	1st	2nd	3rd	Total
PITTSBURGH	1	0	2	3
PHILADELPHIA	2	6	4	12

SHOTS BY PERIODS

	1st	2nd	3rd	Total
PITTSBURGH	18	47	37	102
PHILADELPHIA	44	50	40	134

PITTSBURGH

PLAYER	GP	G	A	PTS	PIM
Larouche	4	2	0	2	2
Owchar	3	1	0	1	2
Faubert	2	0	1	1	0
Apps	4	0	1	1	0
Kehoe	4	0	1	1	0
Herron	1	0	0	0	0
Laxton	1	0	0	0	0
Price	1	0	0	0	0
Van Impe	1	0	0	0	0
Wilson	2	0	0	0	2
Burrows	3	0	0	0	2
Malone	3	0	0	0	4
Morrison	3	0	0	0	0
Anderson	4	0	0	0	6
Awrey	4	0	0	0	0
Bianchin	4	0	0	0	0
Chapman	4	0	0	0	0
Corrigan	4	0	0	0	0
Gilbertson	4	0	0	0	0
Kelly	4	0	0	0	0
Pronovost	4	0	0	0	0
Schock	4	0	0	0	0
Stackhouse	4	0	0	0	6
Bench					2
TOTAL	4	3	3	6	26

PHILADELPHIA

PLAYER	GP	G	A	PTS	PIM
Saleski	4	3	1	4	0
Kelly	4	2	1	3	0
Bridgman	3	1	2	3	0
Clarke	4	1	2	3	0
Macleish	4	1	2	3	6
Kindrachuk	4	0	3	3	0
Leach	4	2	0	2	0
Dupont	3	1	1	2	2
Bennett	2	0	2	2	0
Dailey	2	1	0	1	2
Suzor	1	0	1	1	0
Goodenough	2	0	1	1	0
Homgren	3	0	1	1	14
Bladon	4	0	1	1	2
Dornhoefer	4	0	1	1	8
Collins	1	0	0	0	0
Crisp	1	0	0	0	0
Lapointe	1	0	0	0	2
Murray	1	0	0	0	0
Stephenson	1	0	0	0	0
McIlhargey	2	0	0	0	0
Lonsberry	3	0	0	0	2
Parent	3	0	0	0	0
Watson	3	0	0	0	0
Barber	4	0	0	0	0
Watson	4	0	0	0	4
Bench					2
TOTAL	4	12	19	31	44

GOALIES

	GP	MP	GA	SO	AVG
Wilson (1-1-0)	2	120	5	1	2.50
Laxton (0-1-0)	1	60	3	0	3.00
Herron (0-1-0)	1	60	4	0	4.00
TOTAL	4	240	12	1	3.00

	GP	MP	GA	SO	AVG
Stephenson (1-0-0)	1	60	0	1	0.00
Parent (2-1-0)	3	180	3	1	1.00
TOTAL	4	240	3	2	0.75

SCORING SUMMARIES

PITTSBURGH VS ST. LOUIS

1976-77	GP	W	L	T	PTS	GF	GA	PPG	SHG	PEN	PIM
PITTSBURGH	4	3	1	0	6	17	13	3	0	14	28
ST. LOUIS	4	1	3	0	2	13	17	2	0	13	26

AT PITTSBURGH (2-0-0)

Dec. 12 Pgh. 5 (a) St. L. 3 (d)
Mar. 16 Pgh. 7 (b) St. L. 3 (e)

- (a) Wilson in goal
- (b) Herron in goal

AT ST. LOUIS (1-1-0)

Feb. 8 St. L. 6 (f) Pgh. 3 (a)
Mar. 8 Pgh. 2 (a) St. L. 1 (g)

- (d) Staniowski in goal
- (e) Johnston in goal
- (f) Belanger in goal
- (g) Grant in goal

St. Louis Leads All-Time Series (30-22-9)

GOALS BY PERIODS

	1st	2nd	3rd	Total
PITTSBURGH	7	3	7	17
ST. LOUIS	3	7	3	13

SHOTS BY PERIODS

	1st	2nd	3rd	Total
PITTSBURGH	43	36	41	120
ST. LOUIS	43	65	38	146

PITTSBURGH

PLAYER	GP	G	A	PTS	PIM
Apps	4	1	5	6	0
Pronovost	4	3	2	5	2
Corrigan	4	1	4	5	6
Bianchin	4	3	1	4	4
Kehoe	4	2	2	4	0
Schock	4	1	3	4	0
Stackhouse	4	0	4	4	6
Kelly	4	2	1	3	4
Chapman	4	1	2	3	0
Larouche	4	0	3	3	0
Malone	3	1	1	2	0
Faubert	4	1	0	1	4
Morrison	4	1	0	1	0
Anderson	4	0	1	1	2
Awrey	4	0	1	1	0
Herron	1	0	0	0	0
Gilbertson	3	0	0	0	0
Wilson	3	0	0	0	0
Burrows	4	0	0	0	0
TOTAL	4	17	30	47	28

ST. LOUIS

PLAYER	GP	G	A	PTS	PIM
Patey	4	2	5	7	2
Larose	4	5	0	5	0
Affleck	4	1	3	4	0
MacMillan	4	1	3	4	0
Unger	4	1	2	3	2
Plante	4	0	3	3	2
Gassoff	4	0	2	2	10
Bourbonnais	3	1	0	1	0
Irvine	3	1	0	1	4
Lefley	4	1	0	1	2
Belanger	1	0	1	1	0
Butler	4	0	1	1	0
Seiling	4	0	1	1	0
Morrison	4	0	1	1	0
Sutter	4	0	1	1	0
Grant	1	0	0	0	0
Johnston	1	0	0	0	0
Herron	1	0	0	0	0
Marotte	1	0	0	0	0
Sanderson	1	0	0	0	0
Staniowski	1	0	0	0	0
Thomson	1	0	0	0	0
Hess	2	0	0	0	0
Masters	2	0	0	0	0
Federko	3	0	0	0	2
Berenson	4	0	0	0	0
Plager	4	0	0	0	0
Bench					2
TOTAL	4	13	22	35	26

GOALIES

	GP	MP	GA	SO	AVG
Herron (1-0-0)	1	60	3	0	3.00
Wilson (2-1-0)	3	180	10	0	3.33
TOTAL	4	240	13	0	3.25

	GP	MP	GA	SO	AVG
Grant (0-1-0)	1	60	2	0	2.00
Belanger (1-0-0)	1	60	3	0	3.00
Staniowski (0-1-0)	1	60	5	0	5.00
Johnston (0-1-0)	1	60	7	0	7.00
TOTAL	4	240	17	0	4.25

SCORING SUMMARIES

PITTSBURGH VS TORONTO

1976-77	GP	W	L	T	PTS	GF	GA	PPG	SHG	PEN	PIM
PITTSBURGH	5	2	1	2	6	19	16	4	0	20	43
TORONTO	5	1	2	2	4	16	19	3	1	25	61

AT PITTSBURGH (1-1-0)

Dec. 26 Pgh. 4 (a) Tor. 2 (e)
Jan. 11 Tor. 2 (d) Pgh. 0 (a)

(a) Wilson in goal

AT TORONTO (1-0-2)

Oct. 20 Pgh. 4 (a) Tor. 4 (d)
Dec. 22 Pgh. 5 (a) Tor. 2 (d)
Jan. 11 Pgh. 6 (a) Tor. 6 (f)
Feb. 14

(d) Thomas in goal
(e) Palmateer in goal
(f) Thomas replaced
Palmateer 8:53

All-Time Series Tied (21-21-11)

GOALS BY PERIODS

	1st	2nd	3rd	Total
PITTSBURGH	8	6	5	19
TORONTO	3	6	7	16

SHOTS BY PERIODS

	1st	2nd	3rd	Total
PITTSBURGH	56	53	50	159
TORONTO	44	71	66	181

PITTSBURGH

PLAYER	GP	G	A	PTS	PIM
Larouche	5	5	4	9	2
Pronovost	5	4	4	8	6
Apps	4	2	5	7	0
Kehoe	5	3	2	5	0
Corrigan	5	1	3	4	0
Schock	5	1	2	3	0
Owchar	4	1	1	2	4
Chapman	5	1	1	2	2
Stackhouse	5	1	1	2	6
Kelly	4	0	2	2	9
Faubert	3	0	1	1	2
Gilbertson	4	0	1	1	0
Malone	4	0	1	1	2
Burrows	5	0	1	1	2
Morrison	5	0	1	1	0
Anderson	2	0	0	0	2
Awrey	5	0	0	0	4
Bianchin	5	0	0	0	0
Wilson	5	0	0	0	2

TOTAL 5 19 30 49 43

TORONTO

PLAYER	GP	G	A	PTS	PIM
Valiquette	5	2	4	6	0
Salming	5	0	5	5	2
Ashby	5	3	1	4	0
Turnbull	5	3	1	4	4
McDonald	5	2	2	4	4
Sittler	5	2	2	4	2
Garland	4	0	3	3	4
Hammarstrom	5	2	0	2	4
Thompson	2	1	1	2	0
McKenny	5	0	2	2	6
Neely	5	0	2	2	0
Boutette	5	1	0	1	0
Pelyk	1	0	1	1	0
Ferguson	2	0	1	1	0
Glennie	3	0	1	1	2
Williams	5	0	1	1	25
Walker	1	0	0	0	0
Palmateer	2	0	0	0	0
Carlyle	3	0	0	0	6
Thomas	4	0	0	0	0
Alexander	5	0	0	0	0
Weir	5	0	0	0	2

TOTAL 5 16 27 43 61

GOALIES

GP	MP	GA	SO	AVG
Wilson (2-1-2)	5	300	16	0 3.20
Thomas (1-1-2)	4	231	12	1 3.12
Palmateer (0-1-0)	2	69	7	0 6.09
TOTAL	5	300	19	1 3.80

SCORING SUMMARIES

PITTSBURGH VS VANCOUVER

1976-77	GP	W	L	T	PTS	GF	GA	PPG	SHG	PEN	PIM
PITTSBURGH	4	2	1	1	5	16	10	4	0	18	47
VANCOUVER	4	1	2	1	3	10	16	3	0	21	45

AT PITTSBURGH (1-0-1)

Oct. 6 Pgh. 9 (d) Van. 5 (f)
Jan. 4 Pgh. 2 (b) Van. 2 (e)

(a) Wilson in goal
(b) Herron in goal
(d) Laxton replaced Herron 6:00

AT VANCOUVER (1-1-0)

Jan. 19 Pgh. 3 (a) Van. 0 (e)
Feb. 11 Van. 3 (e) Pgh. 2 (a)

(e) Ridley in goal
(f) Ridley replaced
Maniago 40:00

Pittsburgh Leads All-Time Series (22-9-3)

GOALS BY PERIODS

	1st	2nd	3rd	Total
PITTSBURGH	8	5	3	16
VANCOUVER	3	4	3	10

SHOTS BY PERIODS

	1st	2nd	3rd	Total
PITTSBURGH	51	40	35	126
VANCOUVER	39	38	37	114

PITTSBURGH

PLAYER	GP	G	A	PTS	PIM
Kehoe	4	5	0	5	0
Schock	4	2	3	5	0
Larouche	4	1	3	4	2
Owchar	3	0	4	4	2
Gilbertson	3	2	1	3	0
Bianchin	4	2	1	3	0
Malone	4	1	2	3	6
Stackhouse	4	0	3	3	2
Apps	3	1	1	2	4
Pronovost	4	1	1	2	0
Faubert	3	0	2	2	0
Kelly	4	0	2	2	16
Chapman	4	1	0	1	7
Van Impe	1	0	1	1	0
Anderson	3	0	1	1	6
Burrows	3	0	1	1	2
Laxton	1	0	0	0	0
Herron	2	0	0	0	0
Wilson	2	0	0	0	0
Corrigan	3	0	0	0	0
Awrey	4	0	0	0	0
Morrison	4	0	0	0	0

TOTAL 4 16 26 42 47

GOALIES

GP	MP	GA	SO	AVG
Wilson (1-1-0)	2	120	3	1 1.50
Herron (0-0-1)	2	66	3	0 2.73
TOTAL	4	240	10	1 2.50

VANCOUVER

PLAYER	GP	G	A	PTS	PIM
Blight	4	5	0	5	2
Walton	1	0	4	4	0
Lever	4	1	2	3	0
Sedbauer	4	1	2	3	7
Kearns	4	0	3	3	0
Ververgaert	4	1	1	2	2
Dailey	3	0	2	2	4
Monahan	4	1	0	1	2
Oddleifson	4	1	0	1	0
Stewart	1	0	1	1	0
Carriere	3	0	1	1	6
O'Flaherty	4	0	1	1	2
Snepsts	4	0	1	1	6
Goodenough	1	0	0	0	0
Gould	1	0	0	0	0
Grisdale	1	0	0	0	2
Maniago	1	0	0	0	0
Manno	1	0	0	0	0
McIlhargey	1	0	0	0	0
Murray	1	0	0	0	4
Fortier	2	0	0	0	2
Gassofoff	2	0	0	0	0
Robitaille	2	0	0	0	2
Graves	3	0	0	0	0
Lalonde	3	0	0	0	2
Spruce	3	0	0	0	0
Wiley	3	0	0	0	0
Ridley	4	0	0	0	2

TOTAL 4 10 18 28 45

GOALIES

GP	MP	GA	SO	AVG
Ridley (1-1-1)	4	200	9	0 2.50
Maniago (0-1-0)	1	40	7	0 10.50
TOTAL	4	240	16	0 4.00

SCORING SUMMARIES

PITTSBURGH VS WASHINGTON

1976-77	GP	W	L	T	PTS	GF	GA	PPG	SHG	PEN	PIM
PITTSBURGH	6	1	4	1	3	14	22	1	1	22	0
WASHINGTON	6	4	1	1	9	22	14	0	0	0	0

AT PITTSBURGH (1-2-0)

Dec. 18 Wash. 5 (d) Pgh. 3 (a)
 Feb. 26 Pgh. 2 (b) Wash. 1 (d)
 Mar. 30 Wash. 4 (d) Pgh. 3 (b)

(a) Wilson in goal
 (b) Herron in goal

AT WASHINGTON (0-2-1)

Nov. 30 Wash. 6 (e) Pgh. 4 (a)
 Jan. 6 Pgh. 3 (b) Wash. 3 (d)
 Feb. 22 Wash. 3 (d) Pgh. 1 (b)

(d) Low in goal
 (e) Wolfe in goal

Pittsburgh Leads All-Time Series (10-6-2)

SCORING SUMMARIES

PITTSBURGH VS TORONTO

1976-77	GP	W	L	T	PTS	GF	GA	PPG	SHG	PEN	PIM
PITTSBURGH	3	1	2	0	2	10	13	3	0	19	60
TORONTO	3	2	1	0	4	13	10	4	0	17	40

AT PITTSBURGH (0-2)

Apr. 5 Tor. 4 (d) Pgh. 2 (b)
 Apr. 9 Tor. 5 (e) Pgh. 2 (b)

(b) Herron in goal

AT TORONTO (1-0)

Apr. 7 Pgh. 6 (b) Tor. 4 (d)

(d) Thomas in goal
 (e) Palmateer in goal

(Toronto Won Preliminary Round 2-1)

GOALS BY PERIODS

	1st	2nd	3rd	Total
PITTSBURGH	6	6	4	16
WASHINGTON	4	12	6	22

SHOTS BY PERIODS

	1st	2nd	3rd	Total
PITTSBURGH	67	61	61	189
WASHINGTON	56	77	48	181

PITTSBURGH

PLAYER	GP	G	A	PTS	PIM
Larouche	5	2	3	5	0
Stackhouse	6	1	4	5	2
Kehoe	6	3	1	4	0
Apps	4	2	2	4	6
Chapman	6	2	2	4	5
Pronovost	6	2	2	4	0
Corrigan	6	1	2	3	2
Schock	6	1	2	3	0
Malone	5	1	1	2	0
Bianchin	6	1	1	2	4
Awrey	6	0	2	2	8
Owchar	3	0	1	1	0
Herron	4	0	1	1	0
Burrows	6	0	1	1	0
Kelly	6	0	1	1	28
Bergeron	1	0	0	0	0
Hadfield	1	0	0	0	0
MacDonald	1	0	0	0	0
Price	1	0	0	0	0
Anderson	2	0	0	0	4
Gilbert	2	0	0	0	0
Wilson	2	0	0	0	0
Faubert	4	0	0	0	2
Gilbertson	5	0	0	0	0
Morrison	5	0	0	0	0
TOTAL	6	16	26	42	61

WASHINGTON

PLAYER	GP	G	A	PTS	PIM
Charron	6	0	11	11	2
Meehan	6	5	4	9	2
Bailey	6	4	3	7	8
Sirois	3	3	2	5	0
Smith	6	1	3	4	2
Riley	4	3	0	3	6
White	6	3	0	3	0
Bragnalo	6	0	3	3	2
Monahan	6	2	0	2	2
Lampman	1	1	1	2	0
Green	3	0	2	2	4
Lane	6	0	2	2	6
Patey	2	0	1	1	0
Paradise	3	0	1	1	2
Labre	4	0	1	1	4
Watson	5	0	1	1	5
Lalonde	6	0	1	1	2
Lynch	6	0	1	1	17
Lemieux	1	0	0	0	0
Marson	1	0	0	0	0
Nicholson	1	0	0	0	2
Rowe	1	0	0	0	0
Scamurra	1	0	0	0	0
Wolfe	1	0	0	0	0
Stewart	2	0	0	0	5
Patrick	3	0	0	0	0
Collins	5	0	0	0	0
Low	5	0	0	0	0
TOTAL	6	22	37	59	71

GOALIES

	GP	MP	GA	SO	AVG
Herron (1-2-1)	4	240	11	0	2.75
Wilson (0-2-0)	2	120	10	0	5.00
TOTAL	6	360	22	0	3.67

GOALIES

	GP	MP	GA	SO	AVG
Low (3-1-1)	5	300	12	0	2.40
Wolfe (1-0-0)	1	60	4	0	4.00
TOTAL	6	360	16	0	2.67

GOALS BY PERIODS

	1st	2nd	3rd	Total
PITTSBURGH	5	2	3	10
TORONTO	2	6	5	13

SHOTS BY PERIODS

	1st	2nd	3rd	Total
PITTSBURGH	38	39	28	105
TORONTO	42	38	36	116

PITTSBURGH

PLAYER	GP	G	A	PTS	PIM
Pronovost	3	2	1	3	2
Stackhouse	3	2	1	3	0
MacDonald	3	1	2	3	4
Larouche	3	0	3	3	0
Chapman	3	1	1	2	7
Malone	3	1	1	2	2
Burrows	3	0	2	2	0
Kehoe	3	0	2	2	0
Apps	3	1	0	1	12
Faubert	3	1	0	1	2
Kelly	3	1	0	1	4
Anderson	3	0	1	1	14
Awrey	3	0	1	1	0
Bianchin	3	0	1	1	6
Schock	3	0	1	1	0
Morrison	1	0	0	0	0
Corrigan	2	0	0	0	0
Herron	3	0	0	0	5
Bench					2
TOTAL	3	10	17	27	60

GOALIES

	GP	MP	GA	SO	AVG
Herron (1-2)	3	180	11	0	3.67
TOTAL	3	180	13	0	4.33

TORONTO

PLAYER	GP	G	A	PTS	PIM
Sittler	3	2	7	9	2
McDonald	3	4	3	7	2
Turnbull	3	2	3	5	2
Williams	3	1	3	4	9
Salming	3	2	1	3	0
Weir	3	1	1	2	0
Neely	3	0	2	2	6
Ashby	3	1	0	1	2
Boutette	3	0	1	1	11
Carlyle	3	0	1	1	6
McKenny	3	0	1	1	0
Pelyk	3	0	1	1	0
Hammarstrom	1	0	0	0	0
Palmateer	1	0	0	0	0
Glennie	2	0	0	0	0
Thomas	2	0	0	0	0
Ferguson	3	0	0	0	0
Thompson	3	0	0	0	0
TOTAL	3	13	24	37	40

GOALIES

	GP	MP	GA	SO	AVG
Palmateer (1-0)	1	60	2	0	2.00
Thomas (1-1)	2	120	7	0	3.50
TOTAL	3	180	10	0	3.33

PITTSBURGH PLAYOFF CAREER SCORING

NAME	GP	G	A	PTS	PIM
Jean Pronovost	29	9	9	18	12
Ron Schock	29	2	12	14	23
Ron Stackhouse	15	4	7	11	10
Pierre Larouche	15	2	9	11	2
Lowell MacDonald	15	6	4	10	8
Bob Kelly	15	6	3	9	23
Michel Briere	10	5	3	8	17
Syl Apps	19	4	4	8	23
Ken Schinkel	13	6	1	7	4
Vic Hadfield	12	5	2	7	11
Dean Prentice	10	2	5	7	8
Chuck Arnason	9	2	4	6	4
Nick Harbaruk	14	3	1	4	20
Duane Rupp	10	2	2	4	8
Colin Campbell	12	1	3	4	21
Dave Burrows	19	1	3	4	16
Keith McCreary	11	0	4	4	6
Rick Kehoe	15	0	4	4	0
Bob Leiter	4	3	0	3	0
Wally Boyer	10	1	2	3	0
Dunc McCallum	10	1	2	3	12
Bob Woytowich	10	1	2	3	2
Jim Morrison	8	0	3	3	10
Bryan Hextall	14	0	3	3	43
Blair Chapman	3	1	1	2	7
Stan Gilbertson	3	1	1	2	2
Greg Malone	3	1	1	2	2
Darryl Edestrand	4	0	2	2	0
Greg Polis	4	0	2	2	0
Glen Sather	10	0	2	2	17
Val Fonteyne	14	0	2	2	2
Mario Faubert	3	1	0	1	2
Pete Laframboise	9	1	0	1	0
Russ Anderson	3	0	1	1	14
Don Awrey	3	0	1	1	0
Wayne Bianchin	3	0	1	1	6
Ed Van Impe	3	0	1	1	2
Tim Horton	4	0	1	1	2
Al McDonough	4	0	1	1	0
Eddie Shack	4	0	1	1	15
Bob Paradise	6	0	1	1	17
Barry Wilkins	6	0	1	1	4
Bob McManama	8	0	1	1	6
Dennis Owchar	8	0	1	1	6
Tracy Pratt	10	0	1	1	51
Mike Corrigan	2	0	0	0	0
Larry Bignell	3	0	0	0	2
Denis Herron	3	0	0	0	5
Al Smith	3	0	0	0	0
Simon Nolet	3	0	0	0	0
Michel Plasse	3	0	0	0	0
Steve Cardwell	4	0	0	0	2
Jim Rutherford	4	0	0	0	0
Les Binkley	7	0	0	0	0
Bob Blackburn	7	0	0	0	4
Gary Inness	9	0	0	0	2
Lew Morrison	13	0	0	0	0
Bryan Watson	14	0	0	0	38
Bench					2
TOTAL	29	71	115	176	493

GOALTENDING

NAME	GP	MP	GF	GA	ENG	SO	SAVES	AVG	W-L
Les Binkley	7	428	18	15	0	0	183	2.10	5-2
Gary Inness	9	540	27	24	3	0	271	2.67	5-4
Michel Plasse	3	180	3	8	0	1	85	2.67	1-2
Al Smith	3	180	5	10	0	0	79	3.33	1-2
Jim Rutherford	4	240	8	14	0	0	131	3.50	0-4
Denis Herron	3	180	10	11	2	0	103	3.67	1-2
TOTAL	29	2048	71	82	5	1	852	2.40	13-15

RULES FOR PLAYOFFS

PLAYOFFS – TOP TWO TEAMS IN EACH DIVISION QUALIFY PLUS FOUR WILD CARD TEAMS WITH HIGHEST POINT TOTALS

FIRST ROUND – Four division winners receive a bye
 – Eight remaining qualifiers paired on the basis of seasons
 – Point totals in best two out of three series

SERIES A Most points vs least points
SERIES B 2nd highest points vs 7th highest points

SERIES C 3rd highest points vs 6th highest points
SERIES D 4th highest points vs 5th highest points

QUARTERFINALS – All pairings based on season point totals of remaining teams in best four of seven series

SERIES E Most points vs least points
SERIES F 2nd highest points vs 7th highest points

SERIES G 3rd highest points vs 6th highest points
SERIES H 4th highest points vs 5th highest points

SEMIFINALS – All pairings based on season point totals of remaining teams in best four of seven series

SERIES I Most points vs least points
SERIES J 2nd highest points vs 3rd highest points

FINALS

SERIES K – For the Stanley Cup
 Winner of Series I vs Winner of Series J – Team with most points in regular season has home ice advantage.

1970 PLAYOFFS

Date	City	Results	Winning Goal	Winning Goalie
Apr. 8	At Pittsburgh	Penguins 2, Oakland 1	Harbaruk	Binkley
Apr. 9	At Pittsburgh	Penguins 3, Oakland 1	Boyer	Binkley
Apr. 11	At Oakland	Penguins 5, Oakland 2	Pronovost	Binkley
Apr. 12	At Oakland	Penguins 3, Oakland 2*	Briere	Binkley
(Pittsburgh wins series 4-0)				
Apr. 19	At St. Louis	St. Louis 3, Penguins 1	Goyette	Hall
Apr. 21	At St. Louis	St. Louis 4, Penguins 1	Keenan	Plante
Apr. 23	At Pittsburgh	Penguins 3, St. Louis 2	Briere	Binkley
Apr. 26	At Pittsburgh	Penguins 2, St. Louis 1	Briere	Smith
Apr. 28	At St. Louis	St. Louis 3, Penguins 0	St. Marseille	Plante
Apr. 30	At Pittsburgh	St. Louis 4, Penguins 3	Keenan	Hall
(St. Louis wins series 4-2)				

1972 PLAYOFFS

Apr. 5	At Chicago	Chicago 3, Penguins 1	Pappin	Exposito
Apr. 6	At Chicago	Chicago 3, Penguins 2	Maki	Exposito
Apr. 8	At Pittsburgh	Chicago 2, Penguins 0	Bordeleau	Smith
Apr. 9	At Pittsburgh	Chicago 6, Penguins 5*	Martin	Desjardins
(Chicago wins series 4-0)				

1975 PLAYOFFS

Apr. 8	At Pittsburgh	Penguins 4, St. Louis 3	Larouche	Inness
Apr. 10	At St. Louis	Penguins 5, St. Louis 3	Campbell	Inness
(Pittsburgh wins series 2-0)				
Apr. 13	At Pittsburgh	Penguins 5, NY Islanders 4	Burrows	Inness
Apr. 15	At Pittsburgh	Penguins 3, NY Islanders 1	MacDonald	Inness
Apr. 17	At NY Islanders	Penguins 6, NY Islanders 4	Apps	Inness
Apr. 20	At NY Islanders	NY Islanders 3, Penguins 1	Gillies	Resch
Apr. 22	At Pittsburgh	NY Islanders 4, Penguins 2	Westfall	Resch
Apr. 24	At NY Islanders	NY Islanders 4, Penguins 1	Howatt	Resch
Apr. 26	At Pittsburgh	NY Islanders 1, Penguins 0	Westfall	Resch
(NY Islanders wins series 4-3)				

1976 PLAYOFFS

Apr. 6	At Toronto	Toronto 4, Penguins 1	McDonald	Thomas
Apr. 8	At Pittsburgh	Penguins 2, Toronto 0	MacDonald	Plasse
Apr. 9	At Toronto	Toronto 4, Penguins 0	McKenny	Thomas
(Toronto wins series 2-1)				

1977 PLAYOFFS

Apr. 5	At Pittsburgh	Toronto 4, Penguins 2	Williams	Thomas
Apr. 7	At Toronto	Penguins 6, Toronto 4	Malone	Herron
Apr. 9	At Pittsburgh	Toronto 5, Penguins 2	McDonald	Palmateer
(Toronto wins series 2-1)				

* - Overtime

PLAYOFF RECORDS

TEAM RECORDS

MOST GOALS, BOTH TEAMS, ONE GAME:	11 - Chicago 6, Pittsburgh 5 (April 9, 1972 at Pittsburgh)
FEWEST GOALS, BOTH TEAMS, ONE GAME:	1 - NY Islanders 1, Pittsburgh 0 (April 26, 1975)
MOST GOALS FOR, ONE GAME:	6 - at New York Islanders (April 17, 1975) - at Toronto (April 7, 1977)
MOST GOALS AGAINST, ONE GAME:	6 - vs Chicago (April 9, 1972)
FEWEST GOALS FOR, ONE GAME:	0 - at St. Louis (April 28, 1970) - vs Chicago (April 8, 1972) - vs New York Islanders (April 26, 1975) at Toronto (April 9, 1976)
FEWEST GOALS AGAINST, ONE GAME:	0 - vs Toronto (April 8, 1976)
MOST GOALS, BOTH TEAMS, ONE PERIOD:	6 - Pittsburgh 3, NY Islanders 3 (April 17, 1975)
MOST GOALS FOR, ONE PERIOD:	4 - vs Chicago (April 9, 1972)
MOST GOALS AGAINST, ONE PERIOD:	3 - five times; St. Louis 3, Chicago 1 & New York Islanders 1
MOST PENALTIES, BOTH TEAMS, SERIES:	89 - Pittsburgh 49, St. Louis 40 (1970)
MOST PENALTY MINUTES, BOTH TEAMS, SERIES:	306 - Pittsburgh 162, St. Louis 144 (1970)
MOST PENALTIES, PITTSBURGH, SERIES:	49 vs St. Louis (1970)
MOST PENALTIES, OPPONENT, SERIES:	40 vs St. Louis (1970)
MOST PENALTY MINUTES, PITTSBURGH, SERIES:	162 - vs St. Louis (1970)
MOST PENALTY MINUTES, OPPONENT, SERIES:	144 - St. Louis (1970)
MOST PENALTIES, BOTH TEAMS, GAME:	30 - Pittsburgh 18, St. Louis 12 (April 19, 1970) (12-11-7)
MOST PENALTY MINUTES, BOTH TEAMS, GAME:	149 - Pittsburgh 83, St. Louis 66 (April 19, 1970) (12-11-7)
MOST PENALTIES, PITTSBURGH, GAME:	18 - vs St. Louis (April 19, 1970) (9-5-4)
MOST PENALTIES, OPPONENT, GAME:	12 - vs St. Louis (April 19, 1970) (3-6-3)
MOST PENALTY MINUTES, PITTSBURGH, GAME:	83 vs St. Louis (April 19, 1970)
MOST PENALTY MINUTES, OPPONENT, GAME:	66 vs St. Louis (April 19, 1970)
MOST PENALTIES, BOTH TEAMS, PERIOD:	16 - Pittsburgh 10, St. Louis 6 (April 19, 1970) (8-7-1)
MOST PENALTY MINUTES, BOTH TEAMS, PERIOD:	80 - Pittsburgh 40, St. Louis 40 (April 19, 1970) (0-4-6)
MOST PENALTIES, PITTSBURGH, PERIOD:	10 - vs St. Louis (April 19, 1970) (6-3-1)
MOST PENALTIES, OPPONENT, PERIOD:	6 - vs St. Louis (April 19, 1970) (2-4-0) - vs NY Islanders (April 26, 1975) (4-2-0)

MOST PENALTY MINUTES, PITTSBURGH, PERIOD: 40 - vs *St. Louis*
(April 19, 1970)

MOST PENALTY MINUTES, OPPONENT, PERIOD: 40 - vs *St. Louis*
(April 19, 1970)

LONGEST OVERTIME GAME: 8:28 - *(April 12, 1970 at California) (Briere)*

SHORTEST OVERTIME GAME: 0:12 - *(April 9, 1972 vs Chicago) (Martin)*

MOST WINS IN A ROW: 5 - *April 8-17, 1975) (2 vs St. Louis & 3 vs NY Islanders)*

MOST LOSSES IN A ROW: 5 - *April 30, 1970 - April 9, 1972 (1 vs St. Louis & 4 vs Chicago)*

SHUTOUT WINS: 2 - 0 *(April 8, 1976 vs Toronto)*

SHUTOUT LOSSES: 5 - 0 *(April 28, 1970 at St. Louis)*
 2 - 0 *(April 8, 1972 vs Chicago)*
 1 - 0 *(April 26, 1975 vs NY Islanders)*

INDIVIDUAL

MOST YEARS IN PLAYOFFS: 5 - *Ron Schock & Jean Pronovost*

MOST GAMES IN PLAYOFFS: 29 - *Ron Schock & Jean Pronovost*

MOST CAREER POINTS IN PLAYOFFS: 18 - *Jean Pronovost (9-9-18)*

MOST CAREER GOALS IN PLAYOFFS: 9 - *Jean Pronovost*

MOST CAREER ASSISTS IN PLAYOFFS: 12 - *Ron Schock*

MOST CAREER PENALTY MINUTES IN PLAYOFFS: 51 - *Tracy Pratt*

MOST CAREER GAMES, GOALIE, PLAYOFFS: 9 - *Gary Inness*

MOST CAREER MINUTES PLAYED, GOALIE, PLAYOFFS: 540 - *Gary Inness*

MOST POINTS, ONE PLAYOFF YEAR: 8 - *Michel Briere (1970)*
 - *Bob Kelly (1975)*
 - *Ron Stackhouse (1975)*

MOST GOALS, ONE PLAYOFF YEAR: 5 - *Michel Briere (1970)*
 - *Bob Kelly (1975)*

MOST ASSISTS, ONE PLAYOFF YEAR: 6 - *Ron Schock (1970)*
 - *Ron Stackhouse (1975)*

MOST PENALTY MINUTES, ONE PLAYOFF YEAR: 51 - *Tracy Pratt (1970)*

MOST POINTS, DEFENSEMAN, ONE PLAYOFF YEAR: 8 - *Ron Stackhouse*
(1975)

MOST GOALS, DEFENSEMAN, ONE PLAYOFF YEAR: 2 - *Duane Rupp (1970)*
 - *Ron Stackhouse (1975)*

MOST ASSISTS, DEFENSEMAN, ONE PLAYOFF YEAR: 6 - *Ron Stackhouse*
(1975)

MOST POINTS, ONE LINE, ONE PLAYOFF YEAR: 21 - *Bob Kelly-Pierre*
Larouche-Chuck Arnason (1975)

MOST POINTS, PRELIM/QUARTER SERIES: 5 - *Ron Schock (1970)*
 - *Bob Kelly (1975)*
 - *Lowell MacDonald (1975)*
 - *Jean Pronovost (1975)*
 - *Pierre Larouche (1975)*

MOST GOALS, PRELIM/QUARTER SERIES: 4 - *Bob Kelly (1975)*
 - *Lowell MacDonald (1975)*

MOST ASSISTS, PRELIM/QUARTER SERIES: 5 - *Ron Schock (1970)*

MOST PENALTY MINUTES, PRELIM/QUARTER SERIES: 21 - *Bryan Watson*
(1972)

MOST POINTS, SEMI-FINAL SERIES: 6 - *Michel Briere (1970)*

MOST GOALS, SEMI-FINAL SERIES: 4 - *Michel Briere (1970)*

MOST ASSISTS, SEMI-FINAL SERIES: 3 - *Keith McCreary (1970)*

MOST PENALTY MINUTES, SEMI-FINAL SERIES: 43 - *Tracy Pratt (1970)*

MOST POINTS, ONE PLAYOFF GAME: 3 - *Ken Schinkel (April 11, 1970) (3g)*
 - *Dean Prentice (April 11, 1970) (3g)*
 - *Lowell MacDonald (April 15, 1975) (2g-1a)*
 - *Jean Pronovost (April 15, 1975) (1g-2a)*

MOST GOALS, ONE PLAYOFF GAME: 3 - *Ken Schinkel (April 11, 1970 at California)*

MOST ASSISTS, ONE PLAYOFF GAME: 3 - *Dean Prentice (April 11, 1970 at California)*

MOST PENALTY MINUTES, ONE PLAYOFF GAME: 32 - *Tracy Pratt (April 19, 1970 at St. Louis)*

MOST POINTS, ONE PLAYOFF PERIOD: 2 - *Several players*

MOST GOALS, ONE PLAYOFF PERIOD: 2 - *Ken Schinkel (April 11, 1970 at California)*
 - *Ken Schinkel (April 9, 1972 vs Chicago)*
 - *Chuck Arnason (April 8, 1975 vs St. Louis)*

MOST ASSISTS, ONE PLAYOFF PERIOD: 2 - *Several players*

MOST PENALTIES, ONE PLAYOFF PERIOD: 4 - *Bryan Hextall (April 19, 1970 at St. Louis) (1-2-1)*

MOST PENALTY MINUTES, ONE PLAYOFF PERIOD: 25 - *Tracy Pratt*
(April 19, 1970 at St. Louis) (0-1-2)

MOST CONSECUTIVE WINS BY A GOALTENDER: 5 - *Gary Inness*
(April 8-17, 1975)

1976-77 NHL STANDINGS

PRINCE OF WALES CONFERENCE

James Norris Division

	GP	W	L	T	PTS	GF	GA
Montreal	80	60	8	12	132	387	171
Los Angeles	80	34	31	15	83	271	241
PITTSBURGH	80	34	33	13	81	240	252
Washington	80	24	42	14	62	221	307
Detroit	80	16	55	9	41	183	309

Adams Division

Boston	80	49	23	8	106	312	240
Buffalo	80	48	24	8	104	301	220
Toronto	80	33	32	15	81	301	285
Cleveland	80	25	42	13	63	240	292

CLARENCE CAMPBELL CONFERENCE

Patrick Division

Philadelphia	80	48	16	16	112	323	213
NY Islanders	80	47	21	12	106	288	193
Atlanta	80	34	34	12	80	264	265
NY Rangers	80	29	37	14	72	272	310

Smythe Division

St. Louis	80	32	39	9	73	239	276
Minnesota	80	23	39	18	64	240	310
Chicago	80	26	43	11	63	240	298
Vancouver	80	25	42	13	63	235	294
Colorado	80	20	46	14	54	226	307

1977 STANLEY CUP PLAYOFFS

DATE	CITY	RESULT	WINNING GOAL	WINNING GOALIE
(PRELIMINARY ROUND)				

SERIES A

Apr. 5	NY Islanders	NY Islanders 5, Chicago 2	MacMillan	Smith
Apr. 7	NY Islanders	NY Islanders 2, Chicago 1	Gillies	Smith
NY Islanders won Series A, 2 games to none				

SERIES B

Apr. 5	Buffalo	Buffalo 4, Minnesota 2	Korab	Edwards
Apr. 7	Minnesota	Buffalo 7, Minnesota 1	R. Martin	Edwards
Buffalo won Series B 2 games to none				

SERIES C

Apr. 5	Los Angeles	Los Angeles 5, Atlanta 2	Goring	Vachon
Apr. 7	Atlanta	Atlanta 3, Los Angeles 2	Vail	Myre
Apr. 9	Los Angeles	Los Angeles 4, Atlanta 2	Goring	Vachon
Los Angeles won Series C, 2 games to 1				

SERIES D

Apr. 5	Pittsburgh	Toronto 4, Pittsburgh 2	Williams	Thomas
Apr. 7	Toronto	Pittsburgh 6, Toronto 4	Malone	Herron
Apr. 9	Pittsburgh	Toronto 5, Pittsburgh 2	McDonald	Palmateer
Toronto won Series D, 2 games to 1				
(QUARTER-FINALS)				

SERIES E

Apr. 11	Montreal	Montreal 7, St. Louis 2	Lafleur	Dryden
Apr. 13	Montreal	Montreal 3, St. Louis 0	Shutt	Dryden
Apr. 16	St. Louis	Montreal 5, St. Louis 1	Savard	Dryden
Apr. 17	St. Louis	Montreal 4, St. Louis 1	Lafleur	Dryden
Montreal won Series E, 4 games to none				

SERIES F

Apr. 11	Philadelphia	Toronto 3, Philadelphia 2	Thompson	Palmateer
Apr. 13	Philadelphia	Toronto 4, Philadelphia 1	Weir	Palmateer
Apr. 15	Toronto	Philadelphia 4, Toronto 3*	MacLeish	Stephenson
Apr. 17	Toronto	Philadelphia 6, Toronto 5*	Leach	Stephenson
Apr. 19	Philadelphia	Philadelphia 2, Toronto 0	Leach	Stephenson
Apr. 21	Toronto	Philadelphia 4, Toronto 3	Ji, Watson	Stephenson
Philadelphia won Series F, 4 games to 2				

SERIES G

Apr. 11	Boston	Boston 8, Los Angeles 3	Sheppard	Cheevers
Apr. 13	Boston	Boston 6, Los Angeles 2	Schmautz	Cheevers
Apr. 15	Los Angeles	Boston 7, Los Angeles 6	Jonathan	Cheevers
Apr. 17	Los Angeles	Los Angeles 7, Boston 4	Dionne	Vachon
Apr. 19	Boston	Los Angeles 3, Boston 1	Murdoch	Vachon
Apr. 21	Los Angeles	Boston 4, Los Angeles 3	Sheppard	Cheevers
Boston won Series G, 4 games to 2				

SERIES H

Apr. 11	NY Islanders	NY Islanders 4, Buffalo 2	Gillies	Smith
Apr. 13	NY Islanders	NY Islanders 4, Buffalo 2	Gillies	Smith
Apr. 15	Buffalo	NY Islanders 4, Buffalo 3	Gillies	Smith
Apr. 17	Buffalo	NY Islanders 4, Buffalo 3	MacMillan	Smith
NY Islanders own Series H, 4 games to none				
(SEMI-FINALS)				

SERIES I

Apr. 23	Montreal	Montreal 4, NY Islanders 3	Shutt	Dryden
Apr. 26	Montreal	Montreal 3, NY Islanders 0	Roberts	Dryden
Apr. 28	NY Islanders	NY Islanders 5, Montreal 3	St. Laurent	Smith
Apr. 30	NY Islanders	Montreal 4, NY Islanders 0	Shutt	Dryden
May 3	Montreal	NY Islanders 4, Montreal 3*	Harris	Resch
May 5	NY Islanders	Montreal 2, NY Islanders 1	Gainey	Dryden
Montreal won Series I, 4 games to 2				

SERIES J

Apr. 24	Philadelphia	Boston 4, Philadelphia 3*	Middleton	Cheevers
Apr. 26	Philadelphia	Boston 5, Philadelphia 4**	O'Reilly	Cheevers
Apr. 28	Boston	Boston 2, Philadelphia 1	Milbury	Cheevers
May 1	Boston	Boston 3, Philadelphia 0	Ratelle	Cheevers
Boston won Series J, 4 games to none				
(FINALS)				

SERIES K

May 7	Montreal	Montreal 7, Boston 3	Lemaire	Dryden
May 10	Montreal	Montreal 3, Boston 0	Mahovich	Dryden
May 12	Boston	Montreal 4, Boston 2	Lemaire	Dryden
May 14	Boston	Montreal 2, Boston 1*	Lemaire	Dryden
Montreal won Stanley Cup, 4 games to none				

* - overtime ** - double overtime

LIFETIME SHUTOUTS VS PITTSBURGH

DATE	TEAM	SCORE	CITY	SAVES
9 – Bernie Parent – Philadelphia & Toronto				
Oct. 17, 1968	Philadelphia	3-0	at Philadelphia	20
Dec. 21, 1969	Philadelphia	4-0	at Philadelphia	28
Oct. 17, 1970	Philadelphia	0-0	at Pittsburgh	30
Feb. 23, 1972	Toronto	2-0	at Toronto	34
Oct. 27, 1973	Philadelphia	6-0	at Pittsburgh	23
Nov. 4, 1973	Philadelphia	7-0	at Philadelphia	29
Dec. 22, 1974	Philadelphia	4-0	at Pittsburgh	24
Mar. 13, 1975	Philadelphia	6-0	at Philadelphia	22
Oct. 28, 1976	Philadelphia	3-0	at Philadelphia	21
7 – Ed Giacomin – New York Rangers				
Mar. 17, 1968	NY Rangers	3-0	at New York	20
Mar. 8, 1970	NY Rangers	0-0	at New York	25
Mar. 18, 1970	NY Rangers	2-0	at Pittsburgh	30
Feb. 20, 1971	NY Rangers	2-0	at Pittsburgh	37
Feb. 27, 1971	NY Rangers	4-0	at Pittsburgh	26
Jan. 7, 1973	NY Rangers	3-0	at New York	24
Nov. 18, 1973	NY Rangers	7-0	at New York	33
7 – Rogie Vachon – Los Angeles				
Jan. 16, 1974	Los Angeles	2-0	at Pittsburgh	34
Jan. 26, 1974	Los Angeles	2-0	at Pittsburgh	25
Oct. 28, 1974	Los Angeles	2-0	at Los Angeles	23
Nov. 23, 1974	Los Angeles	0-0	at Pittsburgh	32
Mar. 22, 1975	Los Angeles	4-0	at Los Angeles	31
Oct. 30, 1975	Los Angeles	4-0	at Los Angeles	21
Mar. 2, 1977	Los Angeles	5-0	at Pittsburgh	26
5 – Cesare Maniago – Minnesota				
Mar. 23, 1968	Minnesota	3-0	at Minnesota	31
Dec. 12, 1970	Minnesota	1-0	at Pittsburgh	35
Mar. 13, 1971	Minnesota	0-0	at Pittsburgh	31
Oct. 28, 1971	Minnesota	2-0	at Minnesota	35
Feb. 20, 1972	Minnesota	2-0	at Minnesota	40
5 – Bruce Gamble – Toronto & Philadelphia				
Jan. 13, 1968	Toronto	7-0	at Toronto	33
Jan. 25, 1969	Toronto	2-0	at Pittsburgh	30
Dec. 6, 1969	Toronto	5-0	at Toronto	25
Jan. 17, 1970	Toronto	4-0	at Toronto	38
Jan. 30, 1972	Philadelphia	4-0	at Philadelphia	33
4 – Ernie Wakely – St. Louis				
Nov. 13, 1969	St. Louis	4-0	at St. Louis	25
Jan. 3, 1970	St. Louis	6-0	at St. Louis	26
Nov. 19, 1970	St. Louis	1-0	at Pittsburgh	20
Jan. 22, 1972	St. Louis	1-0	at St. Louis	25
3 – Gerry Cheevers – Boston				
Oct. 19, 1969	Boston	4-0	at Boston	26
Feb. 14, 1970	Boston	3-0	at Pittsburgh	35
Nov. 24, 1976	Boston	4-0	at Pittsburgh	34

3 – Gerry Desjardins – Los Angeles & Buffalo

Jan. 18, 1969	Los Angeles	4-0	at Los Angeles	30
Oct. 22, 1969	Los Angeles	2-0	at Los Angeles	25
Jan. 11, 1976	Buffalo	6-0	at Buffalo	28

3 – Tony Esposito – Chicago

Dec. 27, 1969	Chicago	3-0	at Pittsburgh	30
Jan. 14, 1970	Chicago	5-0	at Chicago	28
Feb. 7, 1971	Chicago	1-0	at Chicago	28

2 – Gary Smith – California & Chicago

Dec. 27, 1967	California	0-0	at Pittsburgh	34
Jan. 8, 1972	Chicago	4-0	at Pittsburgh	24

2 – Doug Favell – Philadelphia

Oct. 17, 1967	Philadelphia	1-0	at Philadelphia	17
Nov. 9, 1968	Philadelphia	3-0	at Pittsburgh	37

1 – Roger Crozier – Buffalo

Nov. 12, 1972	Buffalo	1-0	at Buffalo	18
---------------	---------	-----	------------	----

1 – Ken Dryden – Montreal

Apr. 2, 1975	Montreal	6-0	at Montreal	23
--------------	----------	-----	-------------	----

1 – Gary Edwards – Cleveland

Feb. 3, 1977	Cleveland	0-0	at Cleveland	22
--------------	-----------	-----	--------------	----

1 – Roy Edwards – Detroit

Feb. 20, 1969	Detroit	3-0	at Detroit	26
---------------	---------	-----	------------	----

1 – Gilles Gilbert – Boston

Mar. 27, 1977	Boston	3-0	at Boston	11
---------------	--------	-----	-----------	----

1 – Doug Grant – Detroit

Dec. 15, 1973	Detroit	2-0	at Pittsburgh	36
---------------	---------	-----	---------------	----

1 – Glenn Hall – St. Louis

Feb. 12, 1969	St. Louis	2-0	at St. Louis	32
---------------	-----------	-----	--------------	----

1 – Ed Johnston – Boston

Mar. 2, 1969	Boston	4-0	at Boston	19
--------------	--------	-----	-----------	----

1 – Jacques Plante – St. Louis

Nov. 19, 1969	St. Louis	4-0	at Pittsburgh	18
---------------	-----------	-----	---------------	----

1 – Terry Sawchuk – New York Rangers

Feb. 1, 1970	NY Rangers	6-0	at New York	29
--------------	------------	-----	-------------	----

1 – Wayne Stephenson – Philadelphia

Mar. 13, 1977	Philadelphia	4-0	at Philadelphia	22
---------------	--------------	-----	-----------------	----

1 – Wayne Thomas – Toronto

Jan. 11, 1977	Toronto	2-0	at Pittsburgh	30
---------------	---------	-----	---------------	----

1 – Dunc Wilson – Toronto

Nov. 3, 1973	Toronto	6-0	at Toronto	33
--------------	---------	-----	------------	----

1 – Lorne Worsley – Montreal

Feb. 16, 1969	Montreal	4-0	at Pittsburgh	36
---------------	----------	-----	---------------	----

1 – Ron Low & Jacques Plante – Toronto – combined shutout

Dec. 29, 1972	Toronto	4-0	at Pittsburgh	42
---------------	---------	-----	---------------	----

Low played all but 24 seconds of game

PITTSBURGH LIFETIME SHOUTOUTS

DATE	SCORE	OPPONENT	SAVES
11 – Les Binkley			
Nov. 4, 1967	1-0	at California	31
Dec. 23, 1967	4-0	vs Minnesota	23
Dec. 27, 1967	0-0	vs California	24
Jan. 28, 1968	1-0	at Boston	33
Feb. 1, 1968	2-0	vs St. Louis	22
Mar. 30, 1968	2-0	vs Philadelphia (Quebec)	23
Nov. 12, 1969	3-0	at Toronto	31
Dec. 10, 1969	2-0	at Los Angeles	29
Mar. 25, 1970	2-0	vs Minnesota	25
Oct. 17, 1970	0-0	vs Philadelphia	24
Mar. 3, 1971	4-0	vs Montreal	33
5 – Dunc Wilson			
Nov. 13, 1976	1-0	vs Philadelphia	25
Nov. 21, 1976	5-0	vs Chicago	25
Jan. 19, 1977	3-0	at Vancouver	21
Jan. 27, 1977	3-0	at New York Rangers	30
Feb. 3, 1977	0-0	at Cleveland	22
4 – Al Smith			
Feb. 26, 1970	1-0	vs Los Angeles	30
Mar. 8, 1970	0-0	at New York Rangers	33
Dec. 8, 1970	4-0	vs Toronto	29
Mar. 13, 1971	0-0	vs Minnesota	20
4 – Jim Rutherford			
Feb. 17, 1972	2-0	at Buffalo	23
Jan. 20, 1973	3-0	vs Boston	26
Feb. 20, 1973	4-0	at New York Islanders	34
Feb. 24, 1973	2-0	vs Chicago	32
3 – Denis Herron			
Oct. 17, 1972	5-0	at New York Islanders	24
Oct. 24, 1972	4-0	at Vancouver	23
Mar. 9, 1977	3-0	vs Colorado	32
2 – Gary Inness			
Nov. 17, 1974	6-0	vs Washington	26
Nov. 23, 1974	0-0	vs Los Angeles	30
2 – Joe Daley			
Feb. 19, 1969	3-0	vs Boston	41
Mar. 23, 1969	5-0	vs Minnesota	32
2 – Michel Plasse			
Mar. 6, 1976	5-0	vs Minnesota	18
Mar. 28, 1976	3-0	vs Detroit	29
1 – Andy Brown			
Mar. 24, 1974	8-0	vs Detroit	23
1 – Hank Bassen			
Nov. 15, 1967	5-0	vs Philadelphia	27

ALL TIME GOALTENDING VS PITTSBURGH

MINUTES PLAYED	GOALS AGAINST	SHUTOUTS
Rogie Vachon . . . 2593	Rogie Vachon . . 120	Bernie Parent9
Cesare Maniago . . 2019	Gary Smith99	Ed Giacomin7
Ed Giacomin . . . 1900	Cesare Maniago . .97	Rogie Vachon7
Bernie Parent . . . 1800	Doug Favell76	Bruce Gamble5
Gary Smith 1741	Gilles Meloche . .76	Cesare Maniago . . .5
Tony Esposito . . 1740	Ed Giacomin . . .73	Ernie Wakely4
Doug Favell 1613	Tony Esposito . .69	Gerry Desjardins . .3
Gerry Desjardins . 1388	Phil Myre69	Tony Esposito . . .3
Ed Johnston 1320	Ed Johnston . . .68	Gerry Cheevers . . .3
Phil Myre 1320	Gerry Desjardins .66	Doug Favell2
AVERAGE		
Ernie Wakley1.80	Rogie Vachon . . .24	Gary Smith16
Bruce Gamble2.04	Ed Giacomin . . .20	Rogie Vachon . . .15
Bernie Parent2.07	Tony Esposito . .20	Doug Favell13
Gerry Cheevers . . .2.11	Cesare Maniago . .16	Gerry Desjardins .13
Glenn Hall2.18	Bernie Parent . . .16	Cesare Maniago . .12
Roy Edwards2.24	Ed Johnston . . .13	Jim Rutherford . .11
Ed Giacomin2.31	Gerry Cheevers . .12	Gilles Meloche . .10
Tony Esposito . . .2.38	Ken Dryden12	Phil Myre9
Jacques Plante . . .2.44	Roger Crozier . . .11	Bernie Parent9
Roger Crozier . . .2.56	Roy Edwards . . .10	Dunc Wilson9
Ken Dryden2.56	Jacques Plante . .10	
	Gary Smith10	

LIFETIME HAT TRICKS VS PITTSBURGH

NAME – TEAM	DATE	GOALIE
3 - Stan Mikita - Chicago	Dec. 6, 1967	Binkley (3) & Bassen (1)**
	Feb. 11, 1970	Smith
	Feb. 10, 1974	Inness
3 - Phil Esposito - Boston	Dec. 15, 1968	Daley
	Dec. 6, 1970	Binkley
	Mar. 6, 1971	Smith
2 - Brad Park - NY Rangers	Dec. 12, 1971	Rutherford
	Feb. 12, 1972	Rutherford
2 - Dave Keon - Toronto	Jan. 17, 1970	Binkley
	Nov. 20, 1974	Inness
2 - Guy Lafleur - Montreal	Dec. 7, 1974	Johnson
	Jan. 26, 1975	Plasse**
2 - Claude Larose - Montreal	Feb. 28, 1974	Inness**
- St. Louis	Feb. 8, 1977	Wilson
2 - Dave Balon - NY Rangers	Feb. 1, 1970	Smith
1 - Jean Beliveau - Montreal	Mar. 16, 1968	Bassen (2) & ENG
1 - Rick Blight - Vancouver	Oct. 6, 1976	Laxton**
1 - Gene Carr - NY Rangers	Dec. 17, 1972	Herron
1 - Yvan Cournoyer - Montreal	Nov. 13, 1975	Inness
1 - Dick Duff - Montreal	Feb. 16, 1968	Binkley
1 - Stan Gilbertson - Washington	Apr. 6, 1975	Johnson**
1 - Bill Goldsworthy - Minnesota	Mar. 23, 1974	Inness
1 - Dennis Hextall - Minnesota	Mar. 7, 1973	Brown
1 - Ken Hodge - Boston	Feb. 3, 1974	Brown
1 - Rejean Houle - Montreal	Jan. 17, 1973	Newton
1 - Gordie Howe - Detroit	Nov. 2, 1969	Smith
1 - Bobby Hull - Chicago	Nov. 14, 1968	Binkley
1 - Ted Irvine - St. Louis	Feb. 29, 1976	Inness
1 - Bobby Lalonde - Vancouver	Mar. 17, 1973	Brown (2) & Newton (1)
1 - Richard Martin - Buffalo	Jan. 3, 1974	Rutherford
1 - Dennis Maruk - California	Nov. 18, 1975	Inness**
1 - Ab McDonald - St. Louis	Nov. 19, 1969	Binkley
1 - Hartland - Washington	Nov. 12, 1975	Inness
1 - Wilf Paiement - Colorado	Feb. 6, 1977	Herron
1 - Don Saleski - Philadelphia	Mar. 13, 1977	Herron
1 - Eddie Shack - Buffalo	Mar. 31, 1971	Newton
1 - Brian Spencer - Toronto	Jan. 9, 1971	Smith
1 - Norm Ullman - Toronto	Dec. 28, 1971	Binkley (2) & ENG
1 - Mike Walton - Boston	Feb. 10, 1973	Newton

PLAYOFF HAT TRICKS

1 - Frank St. Marseille - St. Louis	Apr. 28, 1970	Smith
1 - Bobby Hull - Chicago	Apr. 9, 1972	Rutherford
1 - Lanny McDonald - Toronto	Apr. 9, 1977	Herron

** - Four Goal Game

PITTSBURGH ALL-TIME HAT TRICKS

NAME	DATE	GOALIE
4 - Lowell MacDonald	Nov. 15, 1972 vs Minnesota	Gilbert
	Nov. 13, 1973 vs Minnesota	Maniago
	Mar. 27, 1974 vs Minnesota	Worsley
	Feb. 21, 1976 vs Chicago	Villemure
4 - Pierre Larouche	Mar. 12, 1975 vs Boston	Gilbert
	Feb. 8, 1976 at Vancouver	Smith (2) & Lockett (1)
	Feb. 21, 1976 vs Chicago	Villemure
	Feb. 19, 1977 at Toronto	Palmateer (1) & Thomas (2)
3 - Jean Pronovost	Feb. 26, 1975 vs Washington	Belhumeur
	Nov. 12, 1975 at Washington	Wolfe
	Feb. 19, 1976 vs Toronto	Favell
3 - Rick Kehoe	Feb. 15, 1975 at Toronto	Favell
	Feb. 19, 1976 vs Toronto	Favell
	Oct. 6, 1976 vs Vancouver	Maniago (2) & Ridley (1)
3 - Al McDonough	Oct. 11, 1972 at St. Louis	Stephenson
	Nov. 18, 1972 vs Atlanta	Myre
	Nov. 22, 1972 vs St. Louis	Stephenson
2 - Syl Apps	Dec. 13, 1972 vs NY Islanders	Desjardins
	Dec. 17, 1975 at California	Meloche
2 - Bob Kelly	Mar. 24, 1974 vs Detroit	Grant
	Dec. 17, 1975 at California	Meloche
2 - Ken Schinkel	Oct. 21, 1967 vs Chicago	Dejordy
	Feb. 4, 1970 vs Minnesota	Maniago (1) & Broderick (2)
1 - Stan Gilbertson	Jan. 18, 1976 vs NY Rangers	Wilson (1) & Soetart (2)
1 - Andy Bathgate	Oct. 18, 1967 vs Minnesota	Maniago (2) & Bauman (1)
1 - Glen Staher	Dec. 19, 1970 vs Detroit	McLeod (2) & ENG
1 - Duane Rupp	Mar. 24, 1971 vs Detroit	Rutherford
1 - Bob Leiter	Dec. 1, 1971 vs Detroit	Smith (2) & Daley (1)
1 - Eddie Shack	Nov. 29, 1972 vs Toronto	Low
1 - Ken Schinkel	Apr. 11, 1970 at Oakland	Smith

PLAYOFF HAT TRICKS

1 - Ken Schinkel	Apr. 11, 1970 at Oakland	Smith
------------------	--------------------------	-------

1976-77 AWARD WINNERS

STANLEY CUP..... Montreal Canadiens
 PRINCE OF WALES TROPHY..... Montreal Canadiens
 CLARENCE S. CAMPBELL BOWL Philadelphia Flyers
 HART MEMORIAL TROPHY Guy Lafleur, Montreal
 CALDER MEMORIAL TROPHY Willi Plett, Atlanta
 JAMES NORRIS MEMORIAL TROPHY . . . Larry Robinson
 Montreal
 ART ROSS TROPHY Guy Lafleur, Montreal
 CONN SMYTHE TROPHY Guy Lafleur, Montreal
 LADY BYNG TROPHY Marcel Dionne, Los Angeles
 BILL MASTERTON TROPHY Ed Westfall
 NY Islanders
 JACK ADAMS MEMORIAL TROPHY Scotty Bowman
 Montreal

ALL STARS

First Team

Second Team

GOALIE

KEN DRYDEN
Montreal

ROGIE VACHON
Los Angeles

DEFENSE

LARRY ROBINSON
Montreal

DENIS POTVIN
NY Islanders

BORJE SALMING
Toronto

GUY LAPOINTE
Montreal

CENTER

MARCEL DIONNE
Los Angeles

GIL PERREAULT
Buffalo

LEFT WING

STEVE SHUTT
Montreal

RICHARD MARTIN
Buffalo

RIGHT WING

GUY LAFLEUR
Montreal

LANNY MCDONALD
Toronto

(SELECTED BY PROFESSIONAL HOCKEY WRITERS' ASSOCIATION)

PENGUIN AWARD WINNERS

MICHEL BRIERE MEMORIAL TROPHY ROOKIE OF THE YEAR

1976-77 Greg Malone
 1974-75 Pierre Larouche
 1973-74 Ron Lalonde
 1971-72 Dave Burrows
 1970-71 Greg Polis
 1969-70 Michel Briere
 1968-69 Jean Pronovost
 1967-68 Les Binkley

BILL McCracken AWARD UNSUNG HERO

1976-77 Wayne Bianchin
 1975-76 Ron Stackhouse
 1974-75 Gary Inness
 1973-74 Ron Schock
 1972-73 Lowell MacDonald
 1970-71 Bob Blackburn
 1969-70 Val Fonteyne

PITTSBURGH BREWING CO. LEADING POINT SCORER AWARD

1976-77 Jean Pronovost
 1975-76 Pierre Larouche
 1974-75 Ron Schock
 1973-74 Syl Apps
 1972-73 Syl Apps
 1971-72 Syl Apps
 1970-71 Bryan Hextall
 1969-70 Dean Prentice
 1968-69 Ken Schinkel
 1967-68 Andy Bathgate

BRAUN BAKING CO. AWARD PLAYER'S PLAYER

1976-77 Denis Herron
 1975-76 Jean Pronovost
 1974-75 Ron Schock
 1973-74 Jean Pronovost
 1972-73 Lowell MacDonald
 1971-72 Jean Pronovost
 1970-71 Jean Pronovost
 1969-70 Jean Pronovost &
 Dean Prentice
 1968-69 Val Fonteyne

MAX UNGER AWARD MOST VALUABLE PLAYER

1976-77 Dunc Wilson
 1975-76 Pierre Larouche
 1974-75 Ron Schock &
 Ron Stackhouse
 1973-74 Syl Apps, Dave Burrows,
 Jean Pronovost & Lowell
 MacDonald
 1972-73 Dave Burrows
 1971-72 Jean Pronovost
 1970-71 Ron Schock
 1969-70 Jean Pronovost
 1968-69 Keith McCreary
 1967-68 Les Binkley

JAMES G. BALMER AWARD CONTRIBUTION TO HOCKEY IN PITTSBURGH

1975-76 Ken Schinkel
 1974-75 Jack Button
 1973-74 Lowell MacDonald
 1972-73 Jack Riley
 1971-72 Pittsburgh Penguin
 Partners
 1970-71 Michel Briere
 1969-70 Red Kelly
 1968-69 Jimmy Jordan
 1966-67 Baz Bastien

EQUIBANK GOAL SCORING AWARD LEADING GOAL SCORER

1976-77 Jean Pronovost
 1975-76 Pierre Larouche
 1974-75 Jean Pronovost
 1973-74 Lowell Mac Donald
 1972-73 Al McDonough

BOOSTER CLUB AWARD STAR OF GAME LEADER

1976-77 Dunc Wilson
 1975-76 Dave Burrows
 1974-75 Vic Hadfield

PENGUINS ON THE ROAD

ATLANTA FLAMES

G.M. — Cliff Fletcher
Coach — Fred Creighton
P.R. — Jiggs McDonald
Arena — The Omni (15,191)
100 Techwood Dr. N.W.
Atlanta, Georgia 30303
Phone — (404) 681-2100
Hotel — Marriott Motor Hotel
Phone — (404) 659-6500

BOSTON BRUINS

G.M. — Harry Sinden
Coach — Don Cherry
P.R. — Nate Greenberg
Arena — Boston Gardens (14,597)
150 Causeway St.
Boston, Massachusetts 02114
Phone — (617) 227-3209
Hotel — Cambridge Sonesta
Phone — (617) 491-3600

BUFFALO SABRES

G.M. — Punch Imlach
Coach — Marcel Pronovost
P.R. — Paul Wieland
Arena — Memorial Aud. (16,433)
140 Main St.
Buffalo, New York 14202
Hotel — Statler Hilton
Phone — (716) 856-1000

CHICAGO BLACK HAWKS

G.M. — Bob Pulford
Coach — Bob Pulford
P.R. — Don Murphy
Arena — Chicago Stadium (17,100)
1840 W. Madison Ave.
Chicago, Illinois 60612
Phone — (312) 733-5300
Hotel — Marriott Motor Hotel
Phone — (312) 693-4444

CLEVELAND BARONS

G.M. — Harry Howell
Coach — Jack Evans
P.R. — Ron McGrath
Arena — Cleveland Coliseum (18,544)
2923 Streetsboro Road
Richard, Township,
Ohio 44286
Phone — (216) 659-9100
Hotel — Richfield Holiday Inn
Phone — (216) 659-6151

COLORADO ROCKIES

G.M. — Ray Miron
Coach — Pat Kelly
P.R. — Kevin O'Brien
Arena — McNichols Arena (16,401)
One McNichols Plaza
Denver, Colorado 80204
Phone — (303) 573-1800
Hotel — Inn At The Mart
Phone — (303) 892-1717

DETROIT RED WINGS

G.M. — Ted Lindsay
Coach — Bobby Kromm
P.R. — Budd Lynch/Al Coates
Arena — Olympia Stadium (16,200)
5920 Grand River Ave.
Detroit, Michigan 48208
Phone — (313) 895-6700
Hotel — Pontchartrain
Phone — (313) 965-0200

LOS ANGELES KINGS

G.M. — George McGuire
Coach — Ron Stewart
P.R. — Mike Hope
Arena — The Forum (16,005)
3900 W. Manchester Blvd.
Inglewood, California 90301
Phone — (213) 674-6000
Hotel — Airport Park Hotel
Phone — (213) 673-5151

MINNESOTA NORTH STARS

G.M. — Jack Gordon
Coach — Ted Harris
P.R. — Dick Dillman
Arena — Met Sports Center (15,184)
7901 Cedar Ave., South
Bloomington, Minnesota
55420
Phone — (612) 854-4411
Hotel — Marriott Motor Hotel
Phone — (612) 854-7441

MONTREAL CANADIENS

G.M. — Sam Pollock
Coach — Scotty Bowman
P.R. — Claude Mouton
Arena — Montreal Forum (18,350)
2313 St. Catherine St. W.
Montreal, Quebec H3H 1N2
Phone — (514) 932-6131
Hotel — Ramada
Phone — (514) 866-4611

NEW YORK ISLANDERS

G.M. — Bill Torrey
Coach — Al Arbour
P.R. — Hawley Chester III
Arena — Nassau Memorial Coliseum
(14,865)
1155 Conklin St.
Farmingdale, New York
11735
Phone — (516) 694-5522
Hotel — Island Inn
Phone — (516) 741-4500

NEW YORK RANGERS

G.M. — John Ferguson
Coach — Jean Guy Talbot
P.R. — John Halligan
Arena — Madison Square Garden
(17,500)
4 Pennsylvania Plaza
New York, New York 10001
Phone — (212) 563-8000
Hotel — The Roosevelt
Phone — (212) 686-9200

PHILADELPHIA FLYERS

G.M. — Keith Allen
Coach — Fred Shero
P.R. — Joe Kadlec
Arena — The Spectrum (17,077)
Pattison Place
Philadelphia, Pennsylvania
19148
Phone — (212) 465-4500
Hotel — Hilton
Phone — (215) 755-9500

ST. LOUIS BLUES

G.M. — Emile Francis
Coach — Leo Boivin
P.R. — Susie Mathieu
Arena — The Arena (18,006)
5700 Oakland Avenue
St. Louis, Missouri 63110
Phone — (314) 644-0900
Hotel — Stouffer's Riverfront Towers
Phone — (314) 241-9500

TORONTO MAPLE LEAFS

G.M. — Jim Gregory
Coach — Roger Neilson
P.R. — Stan Obodiac
Arena — Maple Leaf Gardens (16,485)
60 Carlton St.
Toronto, Ontario M5B 1L1
Phone — (416) 368-1641
Hotel — Hotel Toronto
Phone — (416) 869-3456

VANCOUVER CANUCKS

G.M. — Jake Milford
Coach — Orland Kurtenbach
P.R. — Norm Jewison
Arena — Pacific Coliseum (15,613)
100 North Renfrew St.
Vancouver, B.C. V5K 3N7
Phone — (604) 254-5141
Hotel — Hotel Vancouver
Phone — (604) 684-3131

WASHINGTON CAPITALS

G.M. — Max McNab
Coach — Tommy McVie
P.R. — Pierce Gardner
Arena — Capital Centre (18,130)
Landover, Maryland 20786
Phone — (301) 350-3400
Hotel — Sheraton Inn
Phone — (301) 459-6700

NHL MONTREAL

President — John Ziegler
Executive Vice-President —
Brian O'Neil
Information & Statistics —
Ron Andrews/Mike Griffin
920 Sun Life Building
Montreal, Quebec H3B 2W2
Phone — (514) 871-9220

NHL NEW YORK

President — Don V. Ruck
Public Relations — Bob Casey/
Judy Epstein
Suite 2480
Two Pennsylvania Plaza
New York, New York 10001
Phone — (212) 695-3600

NHL TORONTO

Referee-in-Chief — Scotty Morrison
Suite 202
1 Greensboro Drive
Rexdale, Ontario M9W 1C8
Phone — (416) 245-2926

TICKET LOCATIONS
CIVIC ARENA BOX OFFICE – GATE 1

Hours: Monday through Saturday 12:00 Noon to 8:00 P.M.
 Sunday (games days only) 12:00 Noon to 8:00 P.M.

Kaufmann's

Downtown
 McKnight Road
 Monroeville
 Mt. Lebanon
 Greensburg
 Steubenville
 Erie

Sears

Allegheny Center
 East Liberty
 Penn Center
 South Hills
 West Mifflin
 Beaver Valley
 Greensburg
 Washington
 Uniontown

Hornes

Downtown


All Tri-State National Record Marts

PENGUIN TICKET OFFICE – (412) 765-3939
GROUP INFORMATION – (412) 434-8911

PENGUINS 1977-78 AWAY SCHEDULE

DAY	DATE	OPPONENT	TIMES
Friday	October 14	Washington	7:35
Wednesday	October 19	NY Rangers	7:35 
Thursday	October 20	Philadelphia	8:05
Sunday	October 23	Cleveland	7:05 
Wednesday	November 2	Detroit	7:35 
Friday	November 4	Atlanta	8:05
Saturday	November 5	NY Islanders	8:05 
Sunday	November 13	Buffalo	7:05
Wednesday	November 16	Minnesota	8:35 
Tuesday	November 22	Vancouver	11:05
Thursday	November 24	Los Angeles	11:05
Tuesday	November 29	Montreal	8:05 
Sunday	December 4	Washington	7:35 
Tuesday	December 6	Colorado	9:35
Saturday	December 10	Boston	1:15
Wednesday	December 14	St. Louis	9:05 
Thursday	December 22	Buffalo	8:05 
Monday	December 26	Toronto	8:05 
Thursday	December 29	Montreal	8:05
Monday	January 2	Washington	1:35
Monday	January 9	NY Rangers	7:35 
Thursday	January 12	Philadelphia	8:05 
Wednesday	January 18	Atlanta	8:05
Thursday	January 26	Detroit	7:35 
Sunday	January 29	Boston	7:35
Tuesday	February 7	Colorado	9:35
Saturday	February 11	Los Angeles	11:05 
Sunday	February 19	Chicago	4:05 
Tuesday	February 21	St. Louis	9:05 
Sunday	February 26	Buffalo	7:05 
Saturday	March 4	NY Islanders	8:05 
Tuesday	March 14	Los Angeles	11:05
Wednesday	March 15	Vancouver	11:05
Saturday	March 18	Toronto	8:05 
Sunday	March 19	Chicago	4:05
Tuesday	March 21	Minnesota	8:35 
Wednesday	March 29	Montreal	8:05 
Thursday	March 30	Boston	7:35 
Thursday	April 6	Detroit	7:35 
Sunday	April 9	Cleveland	3:05 

(all times – Pittsburgh time)

 – Televised game on WPGH-TV (Channel 53)