



1994-95 MEDIA GUIDE & RECORD BOOK

TABLE OF CONTENTS

1994-95 Schedule	IFC
Staff Directory	2
Howard Baldwin	4
Morris Belzberg	6
Thomas Ruta	6
Roy Milakar	7
Jack Kelley	7
Bill Barnes	8
Donn Patton	8
Penguins Advisory Board	9
Craig Patrick	10
Ed Johnston	11
Rick Kehoe	12
Bryan Trotter	12
Training Staff	13-14
Scouts	15-17
Staff Photos	18
Community Program	20
Civic Arena	24
Iceplex at Southpointe	26
Amateur Hockey Program	27
Russians Penguins	28
Lemieux Foundation	29
Mario Lemieux	30
THE PLAYERS	33
Player Biographies	34
In the System	78
Future Penguins	85
1994 NHL Entry Draft	88
Cleveland Directory	90
Cleveland 1994-95 Schedule	91
1994-95 Roster	92
1993-94 SEASON IN REVIEW	95
1993-94 Game-by-Game	96
1993-94 NHL Standings	97
1993-94 Statistics	98
1993-94 Superlatives	100
1993-94 Transactions	101
1993-94 Injuries	102
THE OPPONENTS	103
Opponents Career Scoring vs Penguins	154
All-Time Leaders vs Penguins	158

PENGUINS HISTORY	159
Penguins Hall of Fame	160
Honors and Awards	161
Penguins Uniform History	162
Penguins Team Awards	164
Dates in Penguins History	169
Penguins in the NHL	
All-Star Game	172
Penguins Owners, Presidents General Managers, Coaches, Captains & Scouts	173
Penguins Coaches Records	174
Year by Year Record	176
All-Time Roster	177
All-Time Goaltending	189
Seasons in Review	190
Draft History	216
All-Time Leaders	218
Best Seasons	219
Leaders by Season	220
Team Records	222
Series & Career Records	229
Special Teams Records	230
Overtime Records	231
Streaks	232
Penalty Shots	233
Season Openers	234
Civic Arena Records	235
Fastest Goals	236
Shutouts (for & against)	238
Hat Tricks (for & against)	240
PLAYOFF HISTORY	243
1994 Playoff Results	244
Career Playoff Results	246
Career Playoff Scoring	248
Career Playoff Records	250
MEDIA INFORMATION	257
Media Information	258
Penguins Announcers	260
Radio/TV Information	262
Attendance Information	263
NHL Information	264
Pittsburgh Media Outlets	265
Medical Glossary	266
Best Comebacks	268

Editor:
Harry Sanders

Assistant Editors:
Phil Langan
Amy Symons
Steve Bovino

Contributors:
Cindy Himes
Renee Petricevich
Emily Nordstrom



Photographers:
Denny Cavanaugh
Matt Polk
Bruce Bennett Studios

Printed by:
Herrmann Printing
September, 1994

Cover Designed by:
Janet Onofrey

PITTSBURGH HOCKEY ASSOCIATES DIRECTORY

OWNERSHIP HOWARD L. BALDWIN, MORRIS BELZBERG, THOMAS V. RUTA
 CHAIRMAN OF THE BOARD & GOVERNOR HOWARD L. BALDWIN

ADMINISTRATION

CHIEF OPERATING OFFICER - PGH SPORTS ASSOCIATES ROY MŁAKAR
 PRESIDENT & ALTERNATE GOVERNOR JACK KELLEY
 SENIOR EXECUTIVE VICE PRESIDENT BILL BARNES
 EXECUTIVE VICE PRESIDENT & CHIEF FINANCIAL OFFICER DONN PATTON
 GENERAL COUNSEL The law firm of Eckert, Seamans, Cherin & Mellott
 EXECUTIVE ASSISTANTS ELAINE HEUFELDER, PAULA NICHOLS
 RECEPTIONIST MARYANN DAYTON

HOCKEY OPERATIONS

EXECUTIVE VICE PRESIDENT & GENERAL MANAGER CRAIG PATRICK
 HEAD COACH ED JOHNSTON
 ASSISTANT COACHES RICK KEHOE, BRYAN TROTTER
 GOALTENDING COACH & SCOUT GILLES MELOCHE
 HEAD SCOUT GREG MALONE
 SCOUTING STAFF LES BINKLEY, JOHN GILL, CHARLIE HODGE, MARK KELLEY, RALPH COX
 PROFESSIONAL SCOUTS PHIL RUSSELL, GLENN PATRICK
 STRENGTH & CONDITIONING COACH JOHN WELDAY
 EQUIPMENT MANAGER STEVE LATIN
 TRAINER CHARLES "SKIP" THAYER
 VIDEO & TRAVEL COORDINATOR HOWARD BALDWIN, JR
 TEAM PHYSICIAN DR. CHARLES BURKE
 TEAM DENTIST DR. DAVID DONATELLI
 EXECUTIVE ASSISTANT TRACEY BOTSFORD
 ASSISTANT EQUIPMENT MANAGER KEVIN GREENWAY
 ASSISTANT TO THE EQUIPMENT MANAGER PAUL FLATI

PUBLIC AND COMMUNITY RELATIONS

VICE PRESIDENT, PUBLIC & COMMUNITY RELATIONS PHIL LANGAN
 DIRECTOR OF PUBLIC RELATIONS CINDY HIMES
 DIRECTOR OF MEDIA RELATIONS HARRY SANDERS
 ASSISTANT MEDIA RELATIONS DIRECTOR STEVE BOVINO
 DIRECTOR OF AMATEUR HOCKEY DEVELOPMENT GEORGE KIRK
 SPECIAL PROJECTS COORDINATOR JAMIE BELO
 P.R. ADMINISTRATIVE ASSISTANT RENEE PETRICHEVICH

FINANCE

CONTROLLER KEVIN HART
 ACCOUNTING STAFF ERIC BRANDENBURG, TRACEY CLONTZ,
 BARB MANION, RICK PATTERSON

TICKETING

DIRECTOR OF TICKET SALES JEFF MERCER
 CHOICE SEAT OPERATIONS MARK WATKINS
 BOX OFFICE MANAGER CAROL COULSON
 ASSISTANT BOX OFFICE MANAGER DEBBIE CAMPBELL
 TICKET SALES REPRESENTATIVES TERRI DOBOS YOUNG, LINDA GALLENLINE,
 FRED TRAYNOR
 CHOICE SEAT STAFF EDNA GREELEY, JULIE KAPPLES, TONY MILLER, TIM PORCO

SALES AND COMMUNICATIONS

SENIOR ACCOUNT REPRESENTATIVE RICHARD CHMURA
 DIRECTOR OF ADVERTISING SALES TAYLOR BALDWIN
 DIRECTOR OF SUITE SALES & SERVICE CHUCK SALLER
 DIRECTOR OF PROMOTIONS & ADVERTISING SALES COORDINATOR AMY NOVAK
 ADVERTISING SALES REPRESENTATIVES CHRIS CLARK, BRUCE WEBER, STEVE VIOLETTA
 DIRECTOR OF PENVISION BILL MILLER

MERCHANDISING

DIRECTOR OF MERCHANDISING & MEMORABILIA MARK WILLAND
 ASSISTANT DIRECTOR OF MEMORABILIA NICK RUTA
 RETAIL MANAGER JEFF BUTLER
 OFFICE MANAGER/CUSTOMER RELATIONS COORDINATOR JILL MURTHA
 WAREHOUSE MANAGER LOUISE STOCK
 MARKETING REPRESENTATIVE DAVID LACENEERE
 ADMINISTRATIVE ASSISTANT CHRISTINE BLACK

SUMMER TEAMS

GENERAL MANAGER-PHANTOMS & STINGERS JEFF BARRETT
 COACH-PHANTOMS RICK KEHOE
 ASSISTANT COACH & DIR. OF PLAYER PERSONNEL-PHANTOMS WARREN YOUNG
 COACH-STINGERS PAUL CHILD
 ASSISTANT COACH & DIR. OF CUSTOMER RELATIONS-STINGERS DENNY KOHLMYER
 CONSULTANT-STINGERS JOHN KOWALSKI
 MARKETING AND PROMOTIONS ARDEN ROBBINS
 DIRECTOR OF OPERATIONS BILL MILLER
 SENIOR SALES REPRESENTATIVE RICH HIXON
 ASSISTANT DIRECTOR OF OPERATIONS VIKKI HULTQUIST

PENGUINS

FRONT OFFICE





**Howard Baldwin
Owner and Chairman of the Board**

Howard Baldwin... A leader in the formation of a new professional sports league... The catalyst in the historic NHL-WHA merger... A community leader... A creative and progressive force in the NHL move through the '80s and '90s... The pioneer of European affiliations for NHL teams.

Baldwin, 52, serves as the Pittsburgh Penguins Chairman of the Board and represents the club on the National Hockey League Board of Governors. Baldwin, Morris Belzberg and Thomas Ruta purchased the club in November of 1991. Immediately, Baldwin solidified the franchise by approving long-term contracts for Kevin Stevens, Ron Francis and Ulf Samuelsson and by signing General Manager Craig Patrick to a five-year deal. The next season he signed Mario Lemieux, Tom Barrasso, Larry Murphy and Kjell Samuelsson to extended contracts. This past summer Jaromir Jagr signed a multi year agreement and the Penguins acquired superstar Luc Robitaille in a trade.

"We are proud of our record of the past four seasons, which has produced two Stanley Cups, two Patrick Division titles, a Northeast Division championship and a Presidents' Trophy. However, we are just as excited about the future," Baldwin points out. "The Penguins have a great future. We have some exciting young players, a quality farm system and an experienced and respected hockey operations staff that will continue to produce a successful hockey team. On top of that, Pittsburgh is truly a 'City of Champions' and a city that is one of the most progressive in the country with sports fans who are second to none.

"I love hockey," Baldwin said. "No other sport approaches it in terms of intensity, consistent action and drama, and I feel the players in the National Hockey League are the finest athletes in the world."

In addition to his involvement with the Penguins, Baldwin is also President of Baldwin Entertainment Group, in Beverly Hills, California and a partner in Baldwin/Cohen Entertainment which is currently co-producing a Jean Claude Van Damme film — "Sudden Death" — that is being filmed extensively at the Pittsburgh Civic Arena.

"Howard is a doer," according to former National Hockey League President John Ziegler. "We would have never put that merger together in 1979 had it not been for Howard's perseverance and his capacity to work with people," Ziegler said. "He was a very big part of NHL history."

The New England Whalers first season in the World Hockey Association was a success both on and off the ice with Coach Jack Kelley's team winning the 1973 AVCO World Cup Championship. Although relatively successful in Boston, the Whalers needed their own building. Baldwin moved the Whalers of the WHA from Boston to Hartford in 1974. The city was looking for a major tenant for its new Civic Center Coliseum, the vehicle for the revitalization of downtown Hartford. The marriage between the Whalers and Hartford turned out to be a good one.

"The Whalers were the only professional team where the primary reason for our being was to assist in revitalizing a city," says Baldwin.

In 1972, when Baldwin and John Coburn, Jr. purchased a franchise in the fledgling World Hockey Association, Baldwin was 30 years old and one of major professional sports' youngest executives. Five years later (1977), he was president of the WHA, and in 1979, at the age of 37, he guided his league into merger talks with the established NHL.

Baldwin continued to serve as the NHL Whalers Managing General Partner until the Whalers were sold to local ownership in 1988 for the largest single sales price in

the history of the National Hockey League. In the three years previous to the sale, the Whalers drew record crowds and enjoyed great financial success. He also led the way in the formation of a community relations program that was second to none in professional sports. Thanks to Whalers-related activities, over \$600,000 was raised for the team's major charity, the UConn Children's Cancer Fund.

After the sale, Baldwin served in an advisory capacity to several NHL teams and was involved in the purchase of the Minnesota North Stars in 1990, which prevented the team from being moved to California. Baldwin sold his interest in the club to Norman Green who had purchased a majority interest in the team.

A highly respected member of the NHL Board of Governors, Baldwin has served on the league's advisory, finance, forward planning, pension and television committees. He was also a leader in ending the NHL strike in April of 1992.

The highly energetic Penguins owner is not one to stand still as was evidenced by his announcement in June of 1993 that the Penguins had become part owners of the fabled Central Red Army team. There were skeptics, but they have disappeared after a highly successful 1993-94 season for the "Russian Penguins," which produced all-time record crowds who were treated to great entertainment both on and off the ice.

Still moving ahead, Baldwin, along with his Penguins co-owners Morris Belzberg and Thomas Ruta, purchased franchises in both the Continental Indoor Soccer League and Roller Hockey International. The Pittsburgh Stingers (CISL) and the Pittsburgh Phantoms (RHI) began play this past summer and both made the playoffs in their maiden seasons.

Baldwin's success is based on his ability to blend together his business expertise, sports knowledge, his unique talent of always keeping "the big picture in mind" and his knack of bringing people together for the benefit of the sport and the community.

A graduate of the Salisbury School, Baldwin played college baseball at Boston University. He later served in the Marines before joining the Philadelphia Flyers organization where he served as business manager of the club's minor league Jersey Devils affiliate. Later he joined the parent club, first as ticket manager, then as head of the Flyers' sales and promotions staff.

Baldwin and his wife Karen, who works closely with him on all of his major projects, reside in Los Angeles, Pittsburgh and Wareham, Massachusetts. He has three children, Scott, Rebecca and Howard, Jr.

Baldwin has served on the boards of a number of major charities including Juvenile Diabetes and Retinitis Pigmentosa.



Penguins ownership group, Morris Belzberg, Howard Baldwin and Thomas Ruta.



MORRIS BELZBERG
Owner

Morris Belzberg has been a director of Budget Rent a Car since 1968.

Belzberg, who joined Budget Corporation in 1965 as vice president for Canadian Operations, was appointed vice president of franchising and marketing in 1967. When Budget was acquired by Transamerica Corporation in 1968, he was named executive vice president, president in 1969, chief executive officer in 1971, chairman of the board in 1986 and chairman of the executive committee in 1988. In October, 1991, Belzberg retired as chair-

man of the executive committee but continues to sit on Budget's board of directors and holds the title of Chairman Emeritus of Budget Rent A Car Corporation.

Born in Calgary, Alberta, Canada in 1929, Belzberg began his association with Budget Rent A Car as its first licensee in Canada. He opened the first Budget location there in 1962 and acquired additional franchises over the next three years.

When Belzberg joined Corporate headquarters in Chicago in 1965, his experience as a licensee enabled him to spearhead aggressive marketing and legal efforts in the U.S. to open airport terminals to Budget licensees and to expand distribution of the Budget System worldwide.

Belzberg and his wife Sema split their time between their residences in Chicago, Illinois and Palm Springs, California. They are the parents of three children and grandparents of five.



THOMAS V. RUTA
Owner


Thomas V. Ruta was one of the founding partners of the widely respected New York Certified Public Accounting firm of Behan, Ling & Ruta. He is currently serving as the firm's chairman and president.

Ruta graduated first in his class from Fordham University and was granted an MBA, with Distinction, from Pace University. He is a qualified CPA in the states of New York, New Jersey and Minnesota.

Ruta has served on the Fordham University Alumni Board of Governors as well as several corporate boards. As one of the owners of the Penguins, he serves as an Alternate Governor to the National Hockey League. In addition, he represents the team on three NHL Committees.

Ruta and his wife, Kathleen, live in New York City and spend their summers on Martha's Vineyard.

PENGUINS ADMINISTRATION



Roy Mlakar Chief Operating Officer, Pittsburgh Sports Associates Holding Company

Roy Mlakar was named chief operating officer of Pittsburgh Sports Associates Holding Company in early May of 1994. In this newly created position, Mlakar is responsible for all entities held by the Holding Company. These include the Penguins, the Pittsburgh Stingers of the Continental Indoor Soccer League, the Pittsburgh Phantoms of Roller Hockey International, the Russian Penguins and the PenVision Network.

"Professional sports have become multi-dimensional businesses, and we have to do everything possible to develop additional revenue," Chairman of the Board Howard Baldwin said. "Of all the people I have come in contact with, no one has achieved greater success in sports sales, marketing and promotion, and no one works harder than Roy Mlakar. I think Roy had as much to do with the success of the Los Angeles Kings as anyone."

Mlakar, 43, has been involved in professional hockey since 1969, and has spent the past 13 years with the Los Angeles Kings organization (seven with their minor league affiliate in New Haven, CT and six in Los Angeles). He joined the Kings in 1988 and served as the team's executive vice president for four seasons before succeeding Bruce McNall as president in June of 1992. In addition to overseeing all business operations for the Kings, he also served as alternate governor and was a member of the NHL's broadcast and insurance committees.

Before moving to Los Angeles, Mlakar was the president and general manager of the New Haven Nighthawks, the Kings American Hockey League affiliate, from 1983 to 1988.

Prior to that (1978-83), Mlakar also served as the club's public relations director and vice president of operations. He was honored in 1983 with the AHL Board of Governor's Hendy Award as the league's executive of the year. New Haven took the league regular season crown in 1979-80 and was in the Calder Cup finals twice when Mlakar was vice president.

Mlakar's front office career in hockey began in 1969 with the Cleveland Barons of the AHL, working in sales, promotions and public relations. While with the Barons, he also served as the director of merchandising and promotions for the NBA's Cleveland Cavaliers and Major League Baseball's Cleveland Indians.

In 1973, Mlakar joined the AHL's Providence Reds where he served as director of public relations and later as assistant general manager until 1978 under John Muckler, now coach and general manager of the Buffalo Sabres. Mlakar was on board when the Reds won the AHL regular season title in 1974-75.

A native of Parma, Ohio, Mlakar received his degree in communications/journalism from Akron University in 1972 while working for all three Cleveland franchises.



Jack Kelley President

Jack Kelley, a highly respected administrator and coach in both college and professional hockey for the past 38 years, joined the Penguins' staff last March as senior executive assistant to the president and an alternate governor. In June, Kelley was named president of the club. In this position, he serves as the team's chief operating officer overseeing the day-to-day operation of the franchise and reports directly to Chairman of the Board Howard Baldwin.

"Jack is a top flight administrator and has served the Penguins extremely well as president," Baldwin remarked. "He is a creative and professional administrator."

For the 11 years prior to his joining the Penguins, Kelley was the executive director of the Glen Falls (N.Y.) Civic Center. This is his second turn with a Howard Baldwin management team. He served as general

manager of the New England (later the Hartford) Whalers from 1972-82, including two years as head coach of the team.

An outstanding high school hockey player, Kelley played three seasons for Boston University and twice received All-East honors. After graduation he was a successful high school coach before moving on to Colby College where he established the team's varsity hockey program and brought it national recognition.

Kelley returned to his alma mater, B.U., in 1962 and was head coach there for 10 years, leading the Terriers to four NCAA Tournaments and NCAA Division I titles in 1971 and 1972. He posted a 303-147-13 record as a college coach.

Kelley led the Whalers to the first World Hockey Association Championship in 1973, and won the WHA's Eastern Championship the following year. He was the first coach to win championships on both the college and professional levels.

Kelley was NCAA Coach of the Year in 1972, New England Coach of the Year five times and WHA Coach of the Year in 1973. He is currently a member of the U.S. Hockey Hall of Fame Selection Committee and is a member of five (U.S. Hockey, B.U., Whalers, Glen Falls and Belmont High School) Halls of Fame.

Kelley and his wife Ginny have four children; Paul, David, Nancy and Mark.



Bill Barnes
Senior Executive Vice President

Bill Barnes was named senior vice president of marketing and public relations for the Pittsburgh Penguins in May of 1992.

"Bill Barnes is one of the most respected names in professional sports marketing," Chairman of the Board Howard Baldwin remarked. "He worked with me in Hartford for 18 years and then spent 15 months with the New York Islanders. His experience and creativity are a major plus for our hockey club."

Barnes was in charge of the Whalers' marketing efforts from the club's start in Boston and right through its successful emergence as a professional sports team in Hartford. His marketing program was the most imitated in the National Hockey League and his telemarketing program became a model for the League.

Barnes was vice president of marketing and public relations in Hartford, and vice president of marketing and sales with the Islanders, whom he joined in March of 1990.

Barnes is a graduate of Providence College. He and his wife Martha have five children.



Donn Patton
Executive Vice President and
Chief Financial Officer

Donn Patton was named executive vice president and chief financial officer of the Pittsburgh Penguins in November 1991 when Howard Baldwin, Morris Belzberg and Thomas Ruta purchased the franchise. He oversees the financial aspects of the franchise's operations.

Prior to joining the Penguins, Patton was the CFO and senior vice president of Spectacor Management Group (SMG). SMG manages arenas, stadiums and convention centers throughout the United States. Included in that list of facilities are the Civic Arena and Three Rivers Stadium in Pittsburgh.

From 1981 to 1988 Patton was associated with the Philadelphia Flyers, serving last as its executive vice president for finance and administration.

Patton began his business career upon graduation from Gannon College as a staff accountant with Price Waterhouse in 1973. He later served as an audit manager until 1981 in the firm's Small Business Group in the Philadelphia office.

Patton and his wife Jeanne have been married 22 years, residing with their three children (Jason, Michelle and Stephanie) in Upper St. Clair.

The Penguins set a club record for home attendance in 1993-94 with a total of 685,919. They also set a club record for the highest average attendance (16,730).

PENGUINS ADVISORY BOARD

Pittsburgh Penguins Chairman of the Board Howard Baldwin created an Advisory Board on June 29, 1994 "To explore every possible way to make the Penguins a successful franchise."

The board consists of Connecticut Governor Lowell P. Weicker, Jr.; international movie star Michael Keaton; Bill Craig, general manager of KBL Sports Network; Pittsburgh lawyer Paul Martha, who was a former vice president and general counsel for the Penguins; Mike Farrell, President of Farrell & Company, a Pittsburgh based investment firm; Tony Liberati, senior vice president for corporate planning and finance of the Edward J. DeBartolo Corporation; Bernard S. Mars, vice president of Foster Industries in Pittsburgh; and Bruce Robbins, executive vice president for PNC Bank Corporation.

"We will meet with the board members on a consistent basis throughout the year, and they will definitely be involved in the decision making process of the Penguins," stated Baldwin. "Professional sports today is a very complex business operation. In order to achieve success, you need good players and a strong office administrative team. You also need people with successful business and entertainment background who can provide ideas in their areas of expertise, help you with long range planning, review major projects and give you the benefit of their experience. This is the reason my partners Morris Belzberg and Tom Ruta and myself decided to form an advisory board."




Lowell P. Weicker, Jr.



Michael Keaton



Bill Craig




Paul Martha




Mike Farrell




Tony Liberati



Bernard S. Mars



Bruce Robbins



CRAIG PATRICK
Executive Vice President and
General Manager

There are many reasons for the success of the Pittsburgh Penguins over the past four years – two Stanley Cup Championships, one Presidents' Trophy and three division titles – and one of the biggest is Executive Vice President and General Manager Craig Patrick.

Patrick, 47, has shaped and reshaped the Penguins since being hired as general manager and interim head coach on December 5, 1989. One of his first moves came the following June, when he assembled one of the finest

management teams in NHL history, naming Bob Johnson as head coach and Scotty Bowman as director of player development and recruitment.

Patrick not only put together an outstanding management team, but he also began piecing together a championship team on the ice. He added veteran goalscorer Joe Mullen from Calgary for a second round draft choice in June of 1990 and veteran defenseman Gord Roberts from St. Louis for future considerations in October of 1990. In December of 1990, Patrick continued to overhaul the team by adding Larry Murphy and Peter Taglianetti from Minnesota, Jiri Hrdina from Calgary and Scott Young from Hartford. But the trade that propelled the Penguins to their first Stanley Cup Championship was made in March of 1991, when Patrick acquired Ron Francis, Ulf Samuelsson and Grant Jennings from Hartford. In February of 1992, Patrick acquired Rick Tochet, Kjell Samuelsson and Ken Wregget from Philadelphia that led to the Penguins second Stanley Cup.

Patrick was signed to a five year contract in February of 1992. "We are extremely fortunate to have Craig Patrick with us for the next few years," Chairman of the Board Howard Baldwin emphasized at the time. "To our way of thinking, he is the best general manager in the National Hockey League."

A graduate of the University of Denver with a degree in Business Administration, Patrick helped the Pioneers to two NCAA Hockey Championships in 1968 and 1969. He spent eight years in the NHL as a forward with California, St. Louis, Kansas City and Washington. He also spent part of one season playing for Minnesota in the WHA, before retiring in 1979. He also served as captain for Team USA in the 1979 World Championships in Moscow and played on the 1976 US Canada Cup team.


Patrick became a part of sports history that Americans will long remember when he served as assistant general manager and assistant coach of the 1980 gold-medal winning US Olympic Hockey team in Lake Placid, New York. He also served as co-general manager for Team USA in the 1991 Canada Cup Tournament.

He joined the New York Rangers' organization as director of operations in 1980 and became the youngest general manager in the team's history on June 14, 1981. He served the Rangers in that capacity through the 1985-86 season, guiding his team to the playoffs every year.

Prior to joining the Penguins, Patrick served as director of athletics and recreation for the University of Denver for two years.

Born in Detroit, Michigan, Patrick grew up in New Haven and Boston with a heritage full of hockey history. His grandfather, Lester, served as head coach and general manager of the Rangers and led his team to three Stanley Cup Titles. His father, Lynn, was an All-Star winger with the Rangers and served as their head coach from 1948 to 1950. He was also general manager of the Boston Bruins for many years. Craig's uncle, Muzz Patrick, a former Canadian Heavyweight Amateur Boxing Champion, played defense for the Rangers then served as their general manager/head coach from 1954 to 1964.

PENGUINS ADMINISTRATION



ED JOHNSTON Head Coach

Johnston, 58, returns for the second season of his second stint as the Penguins Head Coach. In his first year back with the team, he coached the Penguins to their first Northeast Division Championship. He previously coached the Penguins for three seasons from 1980-81 to 1982-83 and was promoted to general manager of the team on May 27, 1983, a position he held for five seasons. During the 1988-89 season, he served as the assistant general manager. Johnston's overall record as the Penguins Head Coach is 123-153-48. He holds the club record for most coaching wins.

On May 11, 1989, Johnston was named vice president and general manager of the Hartford Whalers. He served in that capacity for three seasons with the Whalers reaching the playoffs each year. During Johnston's first season in Hartford, the Whalers recorded the second best record (38-33-9) in their NHL history. This was due in part to a pre-season trade, in which he acquired Pat Verbeek from the New Jersey Devils. Verbeek led the Whalers with 44 goals that season.

Johnston played in the NHL for 16 seasons, from 1962-63 to 1977-78, and played on two Stanley Cup Championship teams as a member of the Boston Bruins. He also played for Toronto and St. Louis and finished his career with Chicago. Johnston was the last NHL goaltender to play every minute of a season, when he played all 70 games in 1963-64 for the Bruins. Overall, he played in 592 career NHL games, recording 236 wins, 32 shutouts and finished his career with a goals against average of 3.25.

Following his last season as a player (1977-78), Johnston began his coaching career with Chicago's top minor league team, New Brunswick in the American Hockey League. Prior to the 1979-80 season, he was named as the Blackhawks head coach, where he led the team to a 34-27-19 record and a first place finish in the Smythe Division. This marked a 15-point improvement over the previous season.

Johnston became the Penguins head coach after his one season with Chicago. He guided the team to the playoffs in each of his first two seasons, both times suffering heart-breaking losses in overtime in the deciding game of the first round. During the 1981-82 season, the Penguins set an NHL record for the most power play goals by a team in a season with 99.


Johnston was named Penguins General Manager prior to the start of the 1983-84 season. Some of his Penguins draft choices include Mario Lemieux, Shawn McEachern, Zarley Zalapski, Doug Bodger, Bob Errey, Rob Brown and Craig Simpson. While in Hartford, Johnston drafted current Penguin Jim McKenzie and current Whaler Geoff Sanderson. Among his trades that helped build the Penguins into a championship team were the acquisition of Kevin Stevens from Los Angeles for Anders Hakansson and a seven player trade with Edmonton that brought Paul Coffey to Pittsburgh.

Johnston and wife Diane have three children, Michele, E.J. Jr. and Joseph. The Johnstons reside in the South Hills area of Pittsburgh.

ED JOHNSTON'S NHL COACHING RECORD

YEAR	TEAM	REGULAR SEASON					DIVISIONAL FINISH
		GP	W	L	T	PTS	
1979-80	CHICAGO	80	34	27	19	87	1st - Smythe
1980-81	PITTSBURGH	80	30	37	13	73	3rd - Norris
1981-82	PITTSBURGH	80	31	36	13	75	4th - Patrick
1982-83	PITTSBURGH	80	18	53	9	45	6th - Patrick
1993-94	PITTSBURGH	84	44	27	13	101	1st - Northeast
TOTALS		404	157	180	67	381	
YEAR	TEAM	PLAYOFFS			ADDITIONAL PLAYOFF NOTES		
		GP	W	L			
1979-80	CHICAGO	7	3	4	Defeated St. Louis, 3-0, in Preliminary Round/lost to Buffalo, 4-1, in Quarterfinals.		
1980-81	PITTSBURGH	5	2	3	Lost to St. Louis, 3-2, in Preliminary Round		
1981-82	PITTSBURGH	5	2	3	Lost to NY Islanders, 3-2, in Preliminary Round.		
1982-83	PITTSBURGH				Did not Qualify for Playoffs		
1993-94	PITTSBURGH	6	2	4	Lost to Washington, 4-3, in Conference Quarter Finals		
TOTALS		23	9	14			

PENGUINS COACHES



RICK KEHOE Assistant Coach

Kehoe, 44, begins his eighth season on the Penguins coaching staff. An NHL right winger through 14 seasons, he broke into the NHL with Toronto in 1971. After three seasons, he was traded to Pittsburgh where he spent the remainder of his playing career.

A charter member of the Penguins Hall of Fame, Kehoe ranks second on the club's all-time scoring list with 636 points. He is second in all-time games played (722), third in goals (312), fourth in assists (324) and third in power play goals (95).

During his Penguins career, Kehoe led the team in goals and points on three occasions. He recorded 25-or-more goals in nine of his 10 seasons as a Penguin while topping the 30-goal mark five times.

He won the NHL's Lady Byng Trophy, after scoring a club record 55 goals during the 1980-81 season. He was also Pittsburgh's representative in the 1981 and 1983 NHL All-Star Games.

Last summer, Kehoe served as head coach for the Pittsburgh Phantoms during their inaugural season in the Roller Hockey International League. He resides in the South Hills of Pittsburgh and has a daughter Karrie.



BRYAN TROTTIER Assistant Coach

After a stellar NHL career spanning 18 seasons, Bryan Trottier will hang up his skates to become a full time assistant coach with the Penguins.

Trottier, who turned 38 last July, saw limited action with the Pens in 1993-94. Due to nagging back injuries, Trottier played only 41 regular season games and two during the playoffs.

Regarded as one of the best two-way centers in NHL history, Trottier helped both Pittsburgh and the New York Islanders to a combined six Stanley Cup victories. He provided the Penguins with much needed leadership in winning back-to-back championships in 1991 and 1992. While in New York,

Trottier led the Islanders to four straight Stanley Cup Championships from 1980 to 1983.

Trottier's career statistics place him among the best ever to play the game. He is sixth on the NHL list for all time scoring with 1,425 points. Through 18 NHL seasons, he has played in 1279 games, scoring 524 goals and 901 assists. Trottier recorded over 100 points six times and scored 30 or more goals 11 times, including 50 goals during the 1981-1982 season.

He won the Calder Trophy as the NHL's 1976-77 Rookie of the Year and the Hart Trophy as Most Valuable Player in 1978-79. Other accomplishments include the Conn Smythe Trophy as playoff MVP in 1980 and First Team All-Star selections in 1977-78 and 1978-79.

Acquired by the Penguins on July 20, 1990, he left after the 1991-92 season to re-join the Islanders in a front office position. Still feeling the desire to play, Trottier came back to the Penguins last season as a player/assistant coach. In three seasons with the Pens, he played in 156 games recording 72 points (24+48).

Last summer, Trottier played for the Pittsburgh Phantoms of Roller Hockey International and recorded nine goals and 13 assists in nine regular season games during their inaugural season.

He and wife Nickie reside in Pittsburgh with their three children, Bryan Jr., Lindsay Ann and Taylor.

PENGUINS STAFF/TEAM PHYSICIAN




CHARLES "SKIP" THAYER
Trainer

Thayer has 24 years experience as an NHL athletic trainer, including 18 years with the Chicago Blackhawks organization. He begins his sixth season with the Penguins. He served as the Penguins head trainer from 1988 to 1992 then moved to Tampa to work as the Lightning's head trainer during its inaugural NHL season in 1992-93. He rejoined the Penguins for the 1993-94 season.

While attending the University of Maine, he worked as a trainer at Colby College and upon graduation moved to Indiana University where he worked in athletic therapy and obtained his masters degree. He served as head trainer at Nicholls College in Massachusetts for two years prior to joining the Blackhawks in 1969.

While working with Chicago, he helped to organize the NHL Trainers Association and at one time served as its president. During his tenure with Chicago, he worked 10 off-seasons as a certified paramedic. During the summer of 1989, he received his massage practitioner certification from Heartwood Institute in California.

Last summer, Thayer served as head trainer for the Pittsburgh Phantoms and Stingers in their inaugural season with the Roller Hockey International League. He resides in Pittsburgh's North Hills area with wife Robin.



DR. CHARLES BURKE
Team Physician


Dr. Charles "Chip" Burke has served as the Penguins' team physician since 1988. Prior to that time, he served the team on a consulting basis from 1985-87.

A native of Boston, Burke graduated from Harvard College and completed his graduate studies at the University of Cincinnati College of Medicine. He is board certified and a member of the American Academy of Orthopaedic Surgeons.

Burke serves as attending orthopaedic surgeon at Allegheny General and St. Margaret's Memorial Hospitals in Pittsburgh, specializing in sports medicine and orthopaedic surgery with special interests in knee and shoulder surgery. In addition, he serves as an instructor at St. Margaret's Sports Medicine Clinic.

Burke served as team physician for Team USA during the 1991 Canada Cup Tournament and is currently in practice with Dr. Barry Riemer and Dr. Spencer Butterfield.

He and wife Kathy are the parents of four children.



JOHN WELDAY
Strength & Conditioning Coach


Welday enters his sixth season as the Penguins Strength and Conditioning Coach.

Prior to joining the Pens, Welday worked five years as the strength and conditioning coach at Dartmouth College. During that time he also served as an instructor for physical education classes in strength training.

A Penn State graduate with a Bachelor's Degree in health and physical education, John played offensive tackle for the Nittany Lions in 1978 and 1979 until an injury confined him to the training room. He then served as an assistant strength coach with PSU from 1980 to

1983 working with the varsity athletes. He also worked as a teaching assistant for the PSU major's program on strength and conditioning.

A native of Toronto, Ohio, John and wife Jodi are the parents of son Jared and daughter Jordan.



STEVE LATIN
Equipment Manager

The 1994-95 season marks Latin's seventh year as the Penguins equipment manager. He began working in the NHL with Detroit in 1980. After six years with the Red Wings, he moved on to Hartford where he worked as the Whalers assistant equipment manager the following two seasons.

A native of Dearborn, Michigan, Latin graduated from Eastern Michigan University in Ypsilanti with an associate's degree in business. He was selected to work as Team USA's equipment manager for the 1990 World Championships at Berne, Switzerland and the 1991

Canada Cup Tournament.

Last summer he served as equipment manager for the Pittsburgh Phantoms during their inaugural season in the Roller Hockey International League. He resides in Pittsburgh's North Hills area.

FIRST NHL TEAM IN PITTSBURGH

The 1967-68 Penguins were not the first NHL team to represent Pittsburgh. That honor belongs to the Pittsburgh Pirates who were here for five seasons (1925-26 to 1929-30), posting records of 19-16-1, 15-26-3, 19-17-8, 9-27-8 & 5-36-3.

PENGUINS SCOUTS



GREG MALONE
Head Scout

Malone, 36, joined the Penguins' scouting staff in July of 1988 after an 11-year NHL playing career with Pittsburgh, Hartford and Quebec.

Hired to scout the Ontario area and CCHA in 1988-89, Malone was given additional responsibilities the following year as the team's head scout, a position he has held the past four seasons.

A Penguins center from 1976 to 1983, Malone ranks eighth on the club's all-time scoring list with 364 points. He ranks seventh in goals (143), 10th in assists (221) and is tied for ninth place with 495 games played. He recorded his best offensive season in 1978-79 when he led the Penguins in goals (35) and points (65).

Malone has operated his hockey school for the past six summers in Pittsburgh for local youths. He resides in the Pittsburgh area with sons Ryan and Mark.




GILLES MELOCHE
Goaltending Coach & Scout

Meloche joined the Penguins' management team in December of 1989 as goaltending coach and scout and has served in that position the past four years.

An NHL goaltender for 17 plus seasons, Meloche played in 788 games and registered 270 career wins while playing with Chicago, California, Cleveland, Minnesota and Pittsburgh. He played in the Stanley Cup playoffs six consecutive years with Minnesota from 1980 to 1985, including the North Stars' drive to the Stanley Cup Finals in 1980-81. He ranks second on Minnesota's all-time list of goaltenders in wins (141), shutouts (9) and games played (328).

Meloche first joined the Penguins' organization in September of 1985 via a trade and played his last three seasons as a Penguin before retiring from play in 1988. He resides in his hometown of Rosemere, Quebec with son Eric and daughter Annie.



LES BINKLEY
Scout


One of the original Penguins, Binkley started his NHL career in Pittsburgh's inaugural season after the 1967 NHL expansion.

He played five seasons with the Penguins from 1967 to 1972 and still holds the franchise record for most career shutouts with 11.

Binkley ranks third among Penguins goaltenders with 58 career wins and ranks fifth in goals against average with 3.12.

In 1972, he moved to the WHA where he played with Ottawa in 1972-73 and then Toronto from 1973 to 1976. He joined the New York Rangers' organization in 1977 serving as a scout and working on special assignments during the 1977-78 season. He was then hired by the Winnipeg Jets as their Chief Scout and served in that position from 1978 until 1989.

Binkley returned to the Penguins' organization in 1989 and has served on the scouting staff the past three seasons. He and wife Eleanor reside in Hanover, Ontario, and have two children, son Randy and daughter Leslie and three grandchildren.



RALPH COX
Scout

A two-time All American at the University of New Hampshire, Cox played varsity hockey while earning a business degree at UNH. He is the Wildcats' all-time leading scorer with 243 career points and their all-time leader in goals with 127.

Cox was a member of the U.S. National Team in 1979 and participated in the U.S. Olympic program in 1980. From 1981-86 he worked in Europe as a player/coach for teams in Finland, Austria and Switzerland.

In 1989, Cox joined the Penguins' organization as the team's New England scout. Entering his fifth year on the Penguins' scouting staff, he and his wife Elizabeth reside in the Boston area with daughter Delia and son Dylan.




JOHN GILL
Scout

Gill broke into the NHL scouting ranks with Pittsburgh in 1984 serving as a part-time scout for the Minnesota/Midwest area.

In 1987, he was hired on a full-time basis to scout high school, college and junior teams in North America. During the 1991-92 season, his responsibilities were increased to include Europe.

A Minnesota native, Gill played in the Metro Junior A Hockey League with the Minneapolis Junior Bruins then moved on to semi-pro with Continental Hockey League teams in Madison, Peoria and Las Vegas.

Gill is a graduate of Metropolitan State University and resides in Richfield, MN, with his wife Debbie and son Jeremy.



CHARLIE HODGE
Scout

Hodge was hired by the Penguins prior to the 1989-90 season and begins his fifth year on the Penguins scouting staff.

As an NHL goaltender, Hodge has 12 seasons of play to his credit, including all or part of nine seasons with the Montreal Canadiens. In 1964, he won the Vezina Trophy as the NHL goaltender with the best goals against average, posting a 2.26 average while recording eight shutouts. In 1966, he shared Vezina Trophy honors with teammate Lorne Worsley. He was

a member of five Stanley Cup Championship teams with Montreal in 1958, 1959, 1960, 1965 and 1966 and was named to the NHL's Second All-Star Team in 1964 and 1965.

In 1967, he was drafted from Montreal by the California Seals in the NHL Expansion Draft. In 1969, he was loaned to Vancouver of the WHA where he played 13 regular season games before leading playoff goaltenders in goals against average with a 1.45 average and one shutout. He was drafted by Vancouver in the 1970 NHL Expansion Draft and retired as a player at the end of the 1970-71 season.

Hodge spent two plus seasons coaching in the Major Junior and Tier II leagues before joining the Winnipeg Jets' scouting staff in 1980. He and wife Sheila have three sons and five grandchildren and reside in Langley, British Columbia.

PENGUINS SCOUTS



MARK KELLEY
European Scout

Assistant General Manager, Central Red Army Team

Kelley enters his second year with the Penguins organization after a very successful season as the team's European Scout. He also serves as assistant general manager for the Central Red Army Team in Russia and is based in Moscow. His key player acquisitions for the Russian Penguins enlarged their total of 1994 NHL drafted players to eight.

He spent the previous five years scouting for the Quebec Nordiques organization serving as their New England scout from 1988 to 1990. At the conclusion of the 1989-90 season, his responsibilities increased as he was named Quebec's USA scout responsible for scouting the United States high school, college and junior ranks as well as cross-checking the Canadian Junior Hockey League.

A native of Waterville, Maine, Kelley attended Colby College where he played four years of varsity hockey serving as team captain his senior year. A left wing during his playing career, Kelley played in Lusteneau, Austria during the 1980-81 season. At the conclusion of the European hockey season, he joined the Binghamton Whalers of the American Hockey League where he played the final portion of the season.

Kelley served as an assistant hockey coach at Colby College from 1982 to 1984.




PHIL RUSSELL
Professional Scout

Assistant General Manager, Cleveland Lumberjacks

Russell, 42, enters his second year in the scouting ranks after coaching the Lumberjacks the previous five seasons. He also begins his second year as the assistant general manager of the Cleveland Lumberjacks in the IHL. In his scouting capacity, he is responsible for evaluating player talent in the professional leagues.

In 1991-92, during his first year as head coach of the Lumberjacks, he guided his team to a 41-28-13 record and a trip to the Turner Cup Championship round against Kansas City. During his tenure with the Lumberjacks, the club won two East Division Championships, two Huber Trophy titles and one Turner Cup crown. He shared IHL Coach of the Year honors with Blair MacDonald after the Jacks won the Turner Cup Championship in 1988-89. Prior to joining the coaching ranks, Russell enjoyed a highly successful 15-year career as a defenseman in the NHL.



GLENN PATRICK
Scout

Patrick joins the Penguins organization this year as a member of the scouting staff after spending the past two decades involved in hockey at the college, minor league and professional levels.

A defenseman throughout his playing career, Patrick broke into the pro ranks with Kansas City (CHL) in 1970-71. He spent the next eight seasons splitting time between the CHL, AHL, WHL and NHL including tenures with the St. Louis Blues, California Golden Seals and Cleveland Barons. In 1978, Patrick was a member of the U.S. National Team and played at the World Championships in Czechoslovakia.

In 1982, he accepted the position of head coach for the Peoria Prancers of the International Hockey League and served in that capacity for one year. Patrick returned to coaching in 1991 serving as assistant coach under John Brophy with the Hampton Admirals (ECHL) during the 1991-92 and 1992-93 seasons.

Born in New York, Patrick grew up in Massachusetts where his father Lynn Patrick served as coach then general manager of the Boston Bruins from 1950 to 1965. Brother of Penguins general manager Craig Patrick, he and wife Eleanor have a son, Curtiss, and daughter Veronica.

PENGUINS STAFF



Howard Baldwin, Jr.
Video/Travel
Coordinator



Taylor Baldwin
Director
Advertising Sales



Jeff Barrett
GM-Phantoms &
Stingers



Jamie Belo
Director of
Special Events



Christine Black
Administrative
Assistant



Tracey Botsford
Executive
Assistant



Steve Bovino
Assistant Media
Relations Director



Eric Brandenburg
Accounting



Jeff Butler
Retail Manager



Debbie Campbell
Assistant Box
Office Manager



Richard Chmura
Senior Account
Representative



Chris Clark
Advertising Sales
Representative



Tracey Clontz
Accounting



Carol Coulson
Box Office
Manager



Maryann Dayton
Executive
Assistant



Paul Flati
Assistant to the
Equipment Manager



Linda Gallentine
Ticket Sales
Representative



Edna Greeley
Choice Seat



Kevin Greenway
Assistant
Equipment Manager



Kevin Hart
Controller



Elaine Heufelder
Executive
Assistant



Cindy Himes
Director of
Public Relations



Rich Hixon
Senior Sales Rep.
Summer Teams



Vikki Hultquist
Asst. Dir. Oper.
Summer Teams



Julie Kapples
Choice Seat



George Kirk
Director of Amateur
Hockey Development



Dave Lacenere
Merchandising
Marketing Represent.



Lois LeBaron
Receptionist



Barb Manion
Accounting



Jeff Mercer
Director of
Ticket Sales



Bill Miller
Director of
PenVision



Tony Miller
Choice Seat



Jill Murtha
Office Mgr./Merchan.
Cust. Relations Coord.



Paula Nichols
Executive Assistant



Amy Novak
Director of
Promotions



Rick Patterson
Accounting



Renee Petrichevich
Public Relations
Administrative Asst.



Tim Porco
Choice Seat



Arden Robbins
Summer Teams
Marketing & Promo.



Nick Ruta
Asst. Director of
Memorabilia



Chuck Saller
Director of Suite
Sales & Service



Harry Sanders
Director of
Media Relations



Louise Stock
Merchandising
Representative



Fred Traynor
Ticket Sales
Representative



Steve Violetta
Advertising Sales
Representative



Bruce Weber
Advertising Sales
Representative



Mark Willand
Dir. of Merch.
& Memorabilia



Mark Watkins
Choice Seat
Operations



Terri Dobos Young
Ticket Sales
Representative

PENGUINS IN THE COMMUNITY . . . MORE THAN A HOCKEY TEAM

The Penguins Community Relations program is truly a team effort ... It is Peter Taglianetti serving as chairperson of the Cystic Fibrosis 65 Roses Club ... It is Tom Barrasso talking to grade school youngsters in the Pittsburgh public school system and narrating an anti-drug video that has received rave reviews from school educators and law officials alike ... It is players and coaches visiting the Veterans, Children's and St. Francis Hospitals ... It is Craig Patrick serving as Honorary Chairperson for the Pittsburgh Community Food Bank's annual drives ... It was Rick Tocchet serving as Honorary Chairperson for the St. Francis' Courage To Come Back Campaign ... It is Doug Brown and Ken Wregget visiting the Pittsburgh area Boys and Girls Clubs ... It is 13 players along with Mike Lange, Paul Steigerwald, Doug McLeod and Stan Savran making anti-drug school appearances ... It is Howard Baldwin endorsing and supporting a community program he feels is a privilege and not an obligation for the team ...



It is the fans who donate thousands of dollars and thousands of pounds of food at Penguins food drives ... It is Bryan Trottier serving as Honorary Chairperson for the Penguins/USX Annual Blood Drive ... It is Local Union 57 donating its services to hand out posters for charity handout nights at the Civic Arena ... It is the Penguins' amateur hockey development director spending many nights with area amateur hockey organizations to help each group run a successful program for the benefit of the youngsters they serve ... It is the Penguins and their wives raising \$710,000 over the past eight years for the fight against Cystic Fibrosis with the Penguins At Your Service annual dinner ... It is the eight Continuing Education Scholarships given the past two years to Pittsburgh inner-city high school seniors ... It is three years of awarding the Bob Johnson Scholarship to deserving Pittsburgh area students ... It is the Penguins community relations program, a fully-planned, comprehensive program that seeks to maximize the team's involvement with, and contributions to, charities, social service organizations, amateur sports programs and schools in the western Pennsylvania area.

ANTI-DRUG PROGRAM

The Penguins anti-drug effort is the heart of the team's community relations program. Included in the program are school appearances, an anti-drug video, production of anti-drug posters and television and radio public service announcements.



Players and coaches make school appearances throughout the season. The assemblies are emceed by Pens announcers Mike Lange, Paul Steigerwald, Doug McLeod and Stan Savran. Also taking part in the program are a DARE anti-drug information specialist or an FBI agent and a representative from St. Francis Hospital's drug dependency unit.

The Penguins have distributed over 200,000 anti-drug posters in the last three years to schools, amateur sports groups and western Pennsylvania police departments. The posters have also been used by the DARE program.

Over 2,000 copies of the Penguins anti-drug video "Goals For Life" have been distributed to area schools and police departments.

PENGUINS IN THE COMMUNITY . . . MORE THAN A HOCKEY TEAM

PENGUINS COMMUNITY AFFILIATIONS

The Penguins are involved with a wide range of community and social service organizations in the western Pennsylvania area. Some of the programs are very extensive and some are limited, but in all cases the Penguins presence has been very beneficial.

Included in the program are special events involving the entire team, individual player appearances, posters, public service announcements, hospital visits, articles in Penguins Magazine, use of the Penguins information booth on game nights, special handout and collection nights at the arena, as well as donations of reading materials for hospital patients and learn-to-read programs.

The groups who receive all or some of the above support programs are: Alzheimer's Disease Alliance, Animal Friends, Ashley Barrasso Cancer Research Fund, The Greater Pittsburgh Community Food Bank, The Boy Scouts, Boys Clubs/Girls Clubs, Carnegie Library, Children's Hospital, Cystic Fibrosis Foundation, DARE, Diabetes Association, Pittsburgh Fire Department, The Greater Pittsburgh Community Food Bank, State Forestry Department, American Heart Association, Junior Achievement, The Kidney Foundation, The Leukemia Society, Pittsburgh Literacy Council, Mothers Against Drunk Driving, Make-A-Wish Foundation, Mom's House, the National Autism Society, Pittsburgh School Board, Pressley Ridge School, St. Francis Hospital, The Salvation Army, Sickle Cell Society, Allegheny County Special Olympics, Spina Bifida Association, Pennsylvania State Police, The United Way, Veterans' Hospitals and the Pittsburgh Zoo.

Some of the very special programs involving some of the above organizations are: support of the Boy Scouts Spring and Fall Round Ups; extensive involvement with the Carnegie Library's Read To Me and Summer Reading programs; a practice and luncheon for the Make-A-Wish Foundation and its patients with all the Penguins players; and the Adopt Your Favorite Penguin Player program with the Zoo.

HOSPITAL VISITS

Each year, the Penguins players and coaches make a visit to the Pittsburgh Children's Hospital, St. Francis Hospital and to the three Veterans' Hospitals in the greater Pittsburgh area.

The Penguins have had a long time affiliation with Children's Hospital. "The children are an inspiration to us," Penguins center Ron Francis emphasized. "Many of these kids are in life threatening situations, and yet they have a smile and an enthusiasm that is inspiring."

Pittsburgh has three Veterans facilities. The team is split into thirds for the special Veterans Day visits. Many of the veterans have no family and many are bed-ridden, but many are Penguins fans. "They are real fans," Penguins left wing Kevin Stevens remarked. "They know all about the team and follow us from game one right through the playoffs. It was great to visit these people who have given so much to this country."

St. Francis is a major sponsor of the Penguins and is actively involved in the team's anti-drug program.



PENGUINS IN THE COMMUNITY . . . MORE THAN A HOCKEY TEAM

SCHOLARSHIPS

The Penguins have two scholarship programs: the Bob Johnson Scholarship and the Continuing Education Scholarships for Pittsburgh senior high school students.

The Penguins started the Johnson program in honor of the late Penguins coach who led the club to its first Stanley Cup Championship in 1991. Coach Johnson died less than six months later of brain cancer. The \$2,500 Johnson Scholarship is presented to a western Pennsylvania high school senior for academic achievement, community service and demonstrated leadership, sportsmanship and a positive attitude as a member of the student's high school hockey program. Applicants must have a 3.2 grade point average.

The Continuing Education Scholarship program was started in 1993 with three \$1,000 scholarships. The Penguins increased the number of scholarships to five in 1994. The scholarships are awarded on the basis of academic achievement, community involvement and participation in school activities. All applicants must have a 3.0 grade point average. The scholarship money can be used at a four year college, a junior college or a professional technical school.

FOOD AND TOY COLLECTIONS

In March of 1992, the Penguins held their first SCORE AGAINST HUNGER NIGHT for the benefit of the Greater Pittsburgh Community Food Bank. Two drives were held during the 1992-93 season and one was held in 1993-94. Fans attending the game on the food collection night are urged to bring a small bag of non-perishable food items. In return, fans receive a full color action poster of a Penguins player. Thus far, the three food drives have resulted in food donations totaling 15,000 pounds and over \$5,000 in cash donations. Another food drive is scheduled during the 1994-95 season. The Penguins have combined with the Salvation Army for toy collection nights. Over 900 toys and \$809 were collected over the past two years. Another toy collection is scheduled for 1994-95.

TELEVISION PUBLIC SERVICE ANNOUNCEMENTS

The Penguins have supported a number of charitable organizations with the assistance of players, coaches and General Manager Craig Patrick in television public service announcements. Over the past two seasons, the Penguins have made 19 PSAs. During the 1993-94 season, Penguins staff and players did PSAs for the Greater Pittsburgh Community Food Bank, Boys and Girls Clubs, MADD, Literacy Council, Boy Scouts, Animal Friends, Fire Safety and Prevention, Junior Achievement and the Penguins Anti-Drug Program. Adelphia Cable in conjunction with Ryno Productions produced the PSAs. The Penguins have both television and radio PSAs scheduled for the 1994-95 season.

POSTERS

Last season the Penguins were featured in six posters that were produced for local charities and social service groups. A total of 150,000 posters were printed and distributed. The major poster was the Penguins anti-drug poster. Some 40,000 copies were distributed to police departments, schools, amateur sports groups and after school groups. During the 1993-94 season, Penguins-related posters were produced for Junior Achievement, St. Francis Hospital, Greater Pittsburgh Food Bank, State Forestry Department, Pittsburgh Central Blood Bank and the Penguins Anti-Drug Program. There will be at least six Penguins related posters during the 1994-95 season.

PENGUINS IN THE COMMUNITY . . . MORE THAN A HOCKEY TEAM

PENGUINS INFORMATION BOOTH AND PENGUINS MAGAZINE

Due to the hectic in-season game and travel schedules, the Penguins can only fill a portion of the requests for player and staff appearances that come from local groups. However, there are several other ways the team can assist these organizations.

One of the most successful non-player activities that the Penguins have started is allowing organizations to use the Penguins information booth on a game night to distribute literature to any of the 16,000 plus fans who are interested. Public address and messageboard announcements alert the fans to the organization in the booth at each game. In addition, a feature story on the organization appears in Penguins Magazine that evening. Last year, 33 charity, social service and public service organizations used the information booth.

PENGUINS AT YOUR SERVICE DINNER

Penguins Director of Public Relations Cindy Himes started this event for the benefit of the Cystic Fibrosis Foundation in 1986. Over the past eight years, the dinner has raised over \$710,000 for successful research into discovering a cure for cystic fibrosis. The black-tie affair has turned into one of the major social events of the year in Pittsburgh.

Penguins players work as waiters at the event, which also includes a major fund raising auction at the end of the evening.



PENGUINS/USX BLOOD DRIVE

Last August, the third annual Penguins/USX (formerly US Steel) Blood Drive for the benefit of the Pittsburgh Central Blood Bank was held at the USX Tower Building. During the first two years, a total of 1135 people donated blood during the three-day drives. This past August, there were 501 donors making it the second largest blood drive in the history of the USX Tower. Penguins players, announcers and staff appear at the event to sign autographs for the donors, and the team also contributes a variety of raffle prizes.

PENGUINS CARNIVAL

The Penguins Carnival was started in August of 1992 to benefit local charities and was a major success with a crowd of over 10,000 people attending the day long event. The 1994 Penguins Carnival will be held October 9, with carnival proceeds benefiting the Mario Lemieux Foundation and the Ashley Barrasso Cancer Research Fund. The event is sponsored by Gulf Oil, Co.

The Carnival is basically an opportunity for Penguins fans, especially families, to get autographs of players and coaches, see unique hockey exhibits, play a wide range of exciting games, tour the locker room, see team and NHL trophies, attend question and answer sessions with the Penguins owner, general manager and coach, buy merchandise and enjoy a number of other special features including the Penguins mascot, hockey films and free raffles for Penguins prizes.





THE PITTSBURGH CIVIC ARENA

Located in the heart of Pittsburgh, the Civic Arena serves a population of over 2.7 million people and the western Pennsylvania, eastern Ohio and West Virginia regions. Centrally located, the Civic Arena is easily accessible from Pittsburgh's main arteries and interstate highways.

Year-round, the Pittsburgh Civic Arena offers a wide variety of entertainment with exciting tenants like the 1991-92 Stanley Cup Champion Pittsburgh Penguins of the NHL, the Pittsburgh Stingers of the Continental Indoor Soccer League (CISL), the Pittsburgh Phantoms of Roller Hockey International (RHI) and the University of Pittsburgh Men's basketball team.

The Civic Arena hosts over 170 events annually from family spectaculars such as Walt Disney's World On Ice and Sesame Street Live to major concerts such as Eric Clapton, Billy Joel, Metallica, Garth Brooks and Rod Stewart.

The Pittsburgh Civic Arena boasts an excellent seating capacity, flexible design, and modern luxuries. The arena is capable of seating 17,323 for hockey games and seating up to 18,200 for concerts with 56 sky boxes, 420 in-arena luxury and 1,132 total luxury seats. The facility offers the flexibility of five different seating configurations and the luxury of elegant Igloo Club which can accommodate over 400 people for pre-event dinners and banquets.

The Pittsburgh Civic Arena features the largest retractable stainless steel roof in the world. Built in 1961, the arena was designed for use by the Civic Light Opera. Originally named the Civic Auditorium, the \$22 million facility was financed by a combination of public and private funds including outright grants from the City of Pittsburgh, Allegheny County, and Edgar J. Kaufmann.

The arena project played a major role in the rapid growth Pittsburgh experienced in the late 50's and early 60's. The Bell Telephone building, Gateway Center, the

Hilton Hotel, Mellon Square Park, and the Fort Pitt tunnel and bridge were all erected in that period.

Famous for its revolutionary architectural design, the Civic Arena's roof is constructed to open or close in 2 1/2 minutes. The roof — which has no interior supports — is divided radially into eight leaves and is supported by a huge cantilever arm that arches 260 feet. Built from 2,950 tons of Pittsburgh steel, the mammoth dome roof measures 170,000 total square feet.

Home of the NHL's Pittsburgh Penguins, hockey enthusiasts refer to the arena by its nickname — "The Igloo." Since the arena opened in 1961, the building has undergone several expansion programs. In the years 1972-75, the press box was constructed, 23 "super boxes" were built, and the "E" section balconies were added to raise the seating capacity from the original 13,000 to over 17,000. The year 1991 marked the completion of a three-year, \$11.4 million renovation program which included exterior landscaping, new A-level seating, reconstruction of the Igloo Club, the addition of new super boxes, and the installation of computerized ice making equipment. Last year, two additional balconies, six superboxes, and a new club seating section were added to expand the total building capacity to 19,000. And this past summer, six new superboxes and 27 in-arena luxury boxes were constructed.

Spectacor Management Group (SMG) is the management company for both the Civic Arena and Three Rivers Stadium. Philadelphia based SMG is universally recognized as the world leader in the private management of public assembly facilities. SMG currently operates 42 facilities worldwide including the Los Angeles Coliseum, Louisiana Superdome, Soldier Field (Chicago), London Arena (England), and Long Beach Entertainment Center. SMG facilities combined to host more concerts than any presenter in the world.

Twenty-two (22) professional sports teams and nine (9) major collegiate men's basketball and football programs make their home in SMG buildings. SMG facilities have hosted many prestigious events such as: the Democratic and Republican National Conventions, The Superbowl, The World Series, NCAA Men's Regional and Final Four Basketball Championships, NBA Championships, NHL Stanley Cup Finals, the Amnesty International World Tour and the 1984 Summer Olympics.



ICEOPLEX AT SOUTHPOINTE RINK FACILITY


In May of 1994, Southpointe Rink Associates, in conjunction with Millcraft Investments and the Redevelopment Authority of the County of Washington, announced their agreement to build a state-of-the-art practice training facility for the Pittsburgh Penguins set to open in early 1995. The facility will be located in the Southpointe Development Project, a multi-use park in Cecil Township in Washington County.

Southpointe Rink Associates is a partnership between the ownership of the Pittsburgh Penguins, Howard Baldwin, Morris Belzberg and Tom Ruta, and Penguins star Mario Lemieux. It is their goal that Southpointe serve first and foremost as the practice and training facility for the Penguins with the Pittsburgh Stingers and Phantoms sharing one of two rinks.

"We are very excited about this project," Baldwin stated. "It will be a tremendous boost for our hockey club. Iceoplex at Southpointe will be more than a practice facility."

The design of the facility includes two National Hockey League regulation ice surfaces. Initial plans call for one rink to be devoted 100% to ice activities such as youth and adult hockey leagues, public skating, learn-to-skate programs, hockey schools and figure skating. The other rink will be available for in-line skating, ice skating and indoor soccer.

Other features include a sports-themed restaurant, public meeting rooms, skate rental facilities for figure, hockey, and in-line skates and officials rooms.



AMATEUR HOCKEY DEVELOPMENT PROGRAM

The Pittsburgh Penguins Amateur Hockey Development Office, under the direction of George Kirk, is in place to service the needs of amateur hockey players and to help foster the growth of hockey in the Pittsburgh Penguins' market area.

"The Penguins Amateur Hockey Development Office has been a strong partner in the growth of amateur hockey in western Pennsylvania in the past few years, and the leadership will continue in the years ahead," Penguins Chairman of the Board Howard Baldwin remarked. "The Penguins stand ready and willing to help amateur hockey maintain its growing popularity among youngsters of all ages."

The goals and objectives of the Penguins Amateur Hockey Office run very parallel with that of USA Hockey by placing a very strong emphasis on character development through athletic competition and academic excellence. It is the feeling of the Penguins that a well-rounded youth will be the strongest contributing member of society as well as a future hockey fan.

A look at the program....

CLINICS: The Penguins host and sponsor coaches' clinics as well as Learn-to-Play Hockey Clinics which are critical to the development of the sport in the area.

TRI LINES: Noted as one of the top local amateur hockey publications in the country, Tri Lines provides meaningful information to local hockey families, including articles on the proper approach to youth hockey as well as statistics and other related material. It is completely subsidized by the Penguins.

TAHA: The Tri-State Area Hockey Association is the umbrella organization for all local associations. The Penguins work very closely with TAHA in pursuing common objectives. Pens Amateur Hockey Development Director George Kirk served as president of TAHA for seven years and currently serves on the board.

PENS STREET PALS: In conjunction with the National Hockey League, the Amateur Hockey Development Office is sponsoring and helping to administer a street hockey program in which equipment is donated to local school districts and community centers in an effort to get more children playing hockey.

ADVISORY: The Penguins Amateur Hockey Development Office provides information and advice on how to most efficiently operate an amateur hockey program from top to bottom.

HIGH SCHOOL HOCKEY: Playoffs among western Pennsylvania high school teams at A, AA and AAA levels are co-sponsored by the Penguins at the Civic Arena each year. The teams play for the Penguins Cup championship at each level. The permanent Penguins Cup trophy itself stands over three feet high and was donated and is maintained by the Penguins. State playoffs and the annual All-Star games are also sponsored and promoted by the Penguins as well as a player of the month award.

TAPE AND PUBLICATION LIBRARY: Top level instructional material is made available free of charge to local coaches through the Amateur Hockey Development Office.

USA HOCKEY: The Penguins work closely with USA Hockey in promoting programs and relaying important information to local players and coaches.

PAHL: The Pittsburgh Amateur Hockey League is the developmental forum where young hockey players refine their fundamental skills. The Penguins work closely with the PAHL to enhance various programs and reinforce the priorities of the game.

SUMMER STIX GOLF TOURNAMENT: The Penguins annually host a golf tournament for the benefit of youth hockey. This exclusive outing features all of the Penguin players and is considered to be one of the top benefit tournaments in Pittsburgh.

COACHES ASSOCIATIONS: The Penguins Amateur Hockey Development Office is currently working with local coaches in the development of a highly-efficient, coordinated association that will help amateur hockey to take giant strides in the years ahead.

The agreement between the Pittsburgh Penguins and the Central Red Army Team that was signed in June of 1993 was the first international sports marketing joint venture between a United States professional team and a European sports franchise, and had a very successful first year. The marriage of exciting American sports entertainment to the rich Russian hockey tradition has produced sold out arenas and nationally televised games.

The agreement was not only historic, but was also very successful. Fans poured into CSKA Ice Palace. Their average attendance soared from 500 fans in 1992-93 to 4,300 last season while Moscow's three other teams, Dynamo, Spartak and the Soviet Wings averaged under 1,000. On November 7, 1993, the Russian Penguins sold out the Sport Palace with over 6,000 fans crammed into an arena that holds 5,600. The sellout was their first since 1984 during the glory years with such stars as Vlacheslav Fetisov, Vladimir Krutov, Igor Larionov and Sergei Makarov.

The Russian Penguins also captured the attention of major media outlets in the United States during its inaugural season. The team was featured in Business Week, Time Magazine, and Sports Illustrated and on CBS, NBC and CNN television.

Last February, the Russian Penguins played 13 International Hockey League teams during a 25-day tour of North America. Although the team finished with a disappointing record, the tour gained valuable recognition for young, talented players like Valeri Kharlamov and Ian Golubovsky who were drafted in the first round of the 1994 NHL Entry Draft. It also drew record crowds in many of the league cities.

"The first year of the agreement with the Central Red Army Team was very successful on just about every level," Penguins Chairman of the Board Howard Baldwin remarked. "Equally as important, we have helped to bring back the great tradition of the Central Red Army Team to its fans. The retiring of numbers last year was well received by everyone and it strengthened the bond between the ownership, the fans and the Army.

"The fact that eight members of the Central Red Army Team were taken in the NHL Draft last June certainly shows the major improvements that have been made. We are definitely looking forward to our second season."

And that second season will have a new look! This past June, Disney Sports Enterprises, Inc., announced that it had purchased an interest in Penguins Army (International) Ltd., (PAIL), as part of a three-way working agreement with the Central Red Army Hockey Team and the Pittsburgh Penguins Hockey Club. This agreement will provide Disney Sports Enterprises, Inc., with some operational control and certain ownership rights in the Central Red Army Hockey Team.

"This three-way agreement is 'historical' for all parties concerned," said Disney Sports Enterprises, Inc., President Tony Tavares. "Our association with the Central Red Army Hockey Team provides us with the opportunity to market a legendary Russian team world-wide and gives us an active involvement in the development of Russian hockey talent.

Both Tavares and Penguins Chairman of the Board Howard Baldwin feel this is just the beginning of many opportunities in Europe for professional hockey.

"Obviously, the Penguins ownership is thrilled about Disney joining us in this unique agreement," Baldwin said. "Their marketing skills, their expertise in international business and their total dedication to doing everything in a first-class manner make them an ideal partner for the Pittsburgh Penguins.

"The merchandising opportunities with Disney on board are tremendous. However, just as important is the fact that the Russian people will benefit from the agreement between the three parties since it will also allow us to do a number of new things to complement and support the great tradition of Central Red Army Hockey."

THE MARIO LEMIEUX FOUNDATION

Pittsburgh Penguins superstar Mario Lemieux announced in July of 1993 that he had formed the Mario Lemieux Foundation to assist cancer research programs.

The Foundation's support is available to organizations and research hospitals throughout the United States and Canada. Pittsburgh Penguins' staff personnel handle the day-to-day administration of the Foundation, but all grants are made by a Board of Directors headed by Lemieux.

"As I went through the treatments for Hodgkin's disease in the winter of 1993, I began to realize how fragile life can be," Lemieux said. "I saw how fortunate I was to be able

to play the greatest game in the world, enjoy two Stanley Cup Championship seasons and have the financial freedom to do the things I like. But what about the people who are not as fortunate? I felt that I had to give something back to the community, and this is when I decided to form the Lemieux Foundation.

"Cancer research has always been important to me and is the major focus of the Foundation. However, we may decide to assist other civic and charity programs at a later date. I will have a hand in all the decisions of the Foundation, although the Penguins' staff will handle the basic administration on a daily basis. Our board of directors will meet four times a year to make final decisions on grants.

"I am very excited about the Foundation. I think my success as an athlete will help to attract some major donors, which in turn will allow us to help a lot of people in many ways. The Foundation is not just a short-term project. I look at it as a life-long opportunity to give something back to those less fortunate."

In addition to Lemieux, the Foundation's Board of Directors include his wife, Nathalie, Penguins' Chairman of the Board Howard Baldwin and his wife Karen, President Jack Kelley, C. Kent May, partner in the law firm of Eckert, Seamans, Cherin & Mellot, Thomas Grealish, Vice President of Henderson Brothers, and Michael Carlow, CEO of Pittsburgh Food and Beverage Company, Inc. Lemieux serves as president of the Foundation, and Kelley as the executive director.

Future fundraising plans for the Foundation include a celebrity golf tournament that will be held in June of 1995. In addition, the Lemieux Foundation will also benefit from the annual Penguins Carnival.


"Mario's decision to proceed with the Foundation is a reflection of his ongoing concern for others," Baldwin said. "He is a unique individual both on and off the ice and is certainly one of the most respected sports personalities in the world today."


Although he was the dominant player in the National Hockey League for the last decade, Lemieux's greatness was most evident in the 1992-93 season. He was scoring at a record-breaking pace and was on target to break Wayne Gretzky's single season point record. However, on January 15, 1993 he announced that he had been diagnosed with Hodgkin's disease.

Lemieux missed 20 games while undergoing radiation treatment, but when he returned on March 2nd, he went on a feverish scoring pace that brought him the NHL scoring title, the Hart and Masterton Trophies and First Team All-Star Center honors. It also sparked the Penguins to an NHL record 17-game winning streak. Lemieux scored 69 goals and added 91 assists for 160 points in just 60 games. He also led the league in plus/minus with a plus 55.

"Considering all the factors involved, Mario's performance after his return from the radiation treatments has to be considered one of the greatest feats in the history of professional sports," Penguins' General Manager Craig Patrick remarked. "I thought I had seen it all with this young man, but he gave us new visions and new dimensions with his play following his return.

"The Foundation is a great idea and knowing Mario, he will make sure that it is highly successful."





MARIO LEMIEUX

Born: Montreal, Que., October 5, 1965
Acquired: Pittsburgh's first round choice,
first overall in 1984 Entry Draft.

A CAREER OF HIGHLIGHTS


Mario Lemieux announced on August 29, 1994 that he would take a medical leave of absence and not play during the 1994-95 season. Below is a list of some his accomplishments during the first 10 years of his career.

NATIONAL HOCKEY LEAGUE RECORDS AND CAREER NOTES:

- Ranks 20th among all-time NHL players with 494 career goals and has the highest goals-per-game average in league history (.825%).
- Ranks 20th in NHL history with 1,211 career points, and has the second best points-per-game average in league history (2.02%).
- Ranks 24th in league history with 717 career assists, and has the second highest assists-per-game average in NHL history (1.20%).
- Is fourth in league history with 31 career games with three or more goals.
- Is tied for second for the most career 100 or more point seasons (eight) in NHL history.
- Holds the NHL Record for the most short-handed goals in a season, scoring 13 in 1988-89.
- Scored 85 goals in 1988-89, the fourth highest single season total in NHL history.
- One of only three players in NHL history to score 70 or more goals in different seasons.
- One of only three NHL players to record 100 or more assists in a single season.
- Scored 54 goals in the first 50 games of the 1988-89 season, the third highest total in NHL history.
- Had the second longest point-scoring streak in league history, recording a point in 46 consecutive games in the 1989-90 season (103 points).
- Is tied for the league lead in career overtime goals with seven.
- Recorded 100 points in his rookie season, the fifth highest total in NHL history.
- Scored his 1,000th career point on March 22, 1992 at Detroit, in his 513th career game, becoming the second fastest player to record 1,000 points in NHL history.

PITTSBURGH PENGUINS CLUB RECORDS:

- Holds the club record for goals (494), assists (717) and points (1,211).
- Ranks first in power play goals (155), game-winning goals (50), short-handed goals (37) and shots on goal (2,389).
- Holds the single-season club records for the most goals (85), assists (114) and points (199).
- Holds the club records for the most goals (5-twice) and points (8-twice) and is tied for the most assists (6-twice) in a game.
- Has played in 599 career games, placing him fifth in team history.
- Has never gone more than seven games without scoring a goal and never more than two consecutive games without a point.
- Has registered a point on 48.9% of the team's goals in games that he has played.




PLAYOFF NOTES:

- Has recorded 122 points (57+66) in 66 career playoff games.
- Has the highest goals-per-game average in NHL playoff history (.864).
- Has a career playoff points-per-game average of 1.85%, the second highest in league playoff history.
- Led all playoff scorers in 1991 and 1992, recording 44 points (16+28) in 1991 and 34 points (16+18) in 1992.
- Recorded the second highest point total in a single playoff year in 1991 (44).
- Has recorded a point in 57 of his 66 career playoff games.
- In nine career Stanley Cup Finals games, has recorded 19 points (10+9).
- Recorded five goals and eight points on April 25, 1989 vs the Philadelphia Flyers to tie NHL Records for most goals and points in a single playoff game.


HONORS AND AWARDS:

- Winner of the Conn Smythe Trophy as the playoff MVP in 1991 and 1992, only the second player in NHL history to win this award in back-to-back years (Bernie Parent).
- Won the Hart Memorial Trophy as the NHL's MVP in 1988 and 1993.
- Is a four-time winner of the Art Ross Trophy, as the league's leading scorer (1988, 1989, 1992 & 1993).
- Won the Calder Memorial Trophy as the NHL's Rookie of the Year in 1985.
- Won the Masterton Trophy in 1993, as the player who best exemplifies the qualities of perseverance, sportsmanship and dedication to hockey.
- Is the only player in NHL history to have won the Ross, Hart, Calder, Smythe and Masterton Trophies.
- Won the Lester B. Pearson Award as the NHL's outstanding player, as selected by the NHL Players' Association in 1986, 1988 and 1993.
- Was named to the NHL's First All-Star Team in 1988, 1989 and 1993 and the Second Team in 1986 and 1987.
- Has played in six NHL All-Star Games (plus Rendez Vous 87), winning MVP honors in 1985 (Calgary), 1988 (St. Louis) and 1990 (Pittsburgh).
- Has been honored as Pittsburgh's Dapper Dan Man of the Year on two occasions (1986 & 1989).



CAREER NOTES:

- On December 31, 1988 vs the New Jersey Devils, became the first player in NHL history to score an empty net goal, a goal at even strength, on the power play, short-handed and on a penalty shot.
- Has recorded 354 career multiple point games, including 201 games with three or more points and 106 career multiple goal games.
- Of his 474 goals, 258 have come at home, 233 on the road and three have come in neutral site games.
- Has scored the most points and goals vs the New York Rangers, scoring 114 points and 51 goals in 54 games.
- Has scored the most goals (24) against John Vanbiesbrouck, followed by Ron Hextall (17) and Pete Peeters (15).
- Has scored 22 career empty net goals and has scored a goal on six of seven career penalty shots.
- Kevin Stevens has received the most help from Lemieux over the years, with Lemieux assisting on 74 of his goals ... Lemieux has assisted on 54 goals by Bob Errey and 47 of Rob Brown's goals.
- Paul Coffey has assisted on more goals by Lemieux (72) than any other player...Stevens ranks second, assisting on 64.
- The Penguins career record without Lemieux in the lineup is 86-94-28 in 208 games, including a record of 32-18-11 in 1993-94.



Career Milestones

CAREER HAT TRICKS: 31
FIRST NHL GAME: Oct. 11, 1984 - a 4-3 loss at Boston.
FIRST NHL POINT: Oct. 11, 1984 - a goal in a 4-3 loss at Boston.
FIRST NHL GOAL: Oct. 11, 1984 - in a 4-3 loss at Boston vs Pete Peeters.
MOST GOALS, GAME: 5 - Dec. 31, 1988 in an 8-6 Pittsburgh win vs New Jersey and April 9, 1993 in a 10-4 win at NYR.
MOST ASSISTS, GAME: 6 - Oct. 15, 1988 in a 9-2 Pittsburgh win vs St. Louis and Dec. 5, 1992 in a 9-4 win at San Jose.
MOST POINTS, GAME: 8 - Oct. 15, 1988 in a 9-2 Pittsburgh win vs St. Louis (2g,6a) and Dec. 31, 1988 in an 8-6 Pittsburgh win vs New Jersey (5g,3a).
MOST PENALTY MINUTES, GAME: 24 - Nov. 26, 1988 in a 4-3 Pittsburgh win vs Philadelphia.

Career Record VS

Team	GP	G	A	PTS	PIM	PPG
Anaheim	1	0	0	0	0	0.0
Boston	24	16	21	37	16	1.54
Buffalo	25	25	27	52	34	2.08
Calgary	18	16	27	43	6	2.38
Chicago	19	18	30	48	16	2.53
Dallas	21	12	20	32	22	1.52
Detroit	20	18	32	50	12	2.50
Edmonton	21	11	27	38	14	1.81
Florida	1	1	2	3	0	3.00
Hartford	21	23	22	45	12	2.14
Los Angeles	22	16	34	50	14	2.27
Montreal	22	10	21	31	12	1.41
New Jersey	53	38	72	110	73	2.07
NY Islanders	51	36	61	97	32	1.90
NY Rangers	54	51	63	114	64	2.11
Ottawa	4	5	1	6	2	1.50
Philadelphia	53	41	49	90	50	1.70
Quebec	26	26	34	60	18	2.31
San Jose	7	10	20	30	4	4.29
St. Louis	19	16	24	40	16	2.11
Tampa Bay	2	2	1	3	24	1.50
Toronto	24	25	30	55	18	2.29
Vancouver	22	21	30	51	49	2.32
Washington	49	40	44	84	88	1.71
Winnipeg	20	17	25	42	22	2.10
TOTAL	599	494	717	1211	618	2.02

Amateur and Professional Record


Season	Team	League	Regular Season					Playoffs				
			GP	G	A	PTS	PIM	GP	G	A	PTS	PIM
1981-82	Laval	QMJHL	64	30	66	96	22	18	5	9	14	31
1982-83	Laval (b)	QMJHL	66	84	100	184	76	12	14	18	32	18
1983-84	Laval (acde)	QMJHL	70	133*	149*	282*	92	14	29*	23*	52*	29
1984-85	PITTSBURGH (fg)	NHL	73	43	57	100	54	-	-	-	-	-
1985-86	PITTSBURGH (hi)	NHL	79	48	93	141	43	-	-	-	-	-
1986-87	PITTSBURGH (h)	NHL	63	54	53	107	57	-	-	-	-	-
1987-88	PITTSBURGH (ijkl)	NHL	77	70*	98	168*	92	-	-	-	-	-
1988-89	PITTSBURGH (kl)	NHL	76	85*	114*	199*	100	11	12	7	19	16
1989-90	PITTSBURGH	NHL	59	45	78	123	78	-	-	-	-	-
1990-91	PITTSBURGH (m)	NHL	26	19	26	45	30	23	16	28*	44*	16
1991-92	PITTSBURGH (hkm)	NHL	64	44	87	131*	94	15	16*	18	34*	2
1992-93	PITTSBURGH (ijkln)	NHL	60	69	91	160*	38	11	8	10	18	10
1993-94	PITTSBURGH	NHL	22	17	20	37	32	6	4	3	7	2
NHL & PGH TOTALS			599	494	717	1211	618	66	56	66	122	46


* - League-leading figure

- a - June, 1984 - Drafted by Pittsburgh in 1984 Entry Draft. First Penguins pick, first overall, first round.
- b - QMJHL Second All-Star Team (1982-83)
- c - QMJHL First All-Star Team (1983-84)
- d - QMJHL Most Valuable Player (1983-84)
- e - Canadian Major Junior Player of the Year (1983-84)
- f - Won Calder Memorial Trophy (1984-85)
- g - NHL All-Rookie Team (1984-85)
- h - NHL Second All-Star Team (1985-86, 1986-87, 1991-92)
- i - Won Lester B. Pearson Award (1985-86, 1987-88 & 1992-93)
- j - Won Hart Trophy (1987-88 & 1992-93)
- k - Won Art Ross Trophy (1987-88, 1988-89, 1991-92 & 1992-93)
- l - NHL First All-Star Team (1987-88, 1988-89 & 1992-93)
- m - Won Conn Smythe Trophy (1991 & 1992)
- n - NHL Plus/Minus Leader (1992-93)

THE

PLAYERS





TOM BARRASSO

35

Goaltender

HT/WT: 6' 3" 211 lbs. **Catches:** Right **Age:** 29
Born: Boston, Massachusetts, March 31, 1965
Acquired: Traded by Buffalo to Pittsburgh with Buffalo's third round draft choice in 1990 Entry Draft for Doug Bodger and Darrin Shannon on November 12, 1988.

CAREER HIGHLIGHTS

FIRST NHL GAME: Oct. 5, 1983 - a 5-3 Buffalo win vs Hartford.
FIRST NHL WIN: Oct. 5, 1983 - a 5-3 Buffalo win vs Hartford.
FIRST NHL SHUTOUT: Jan. 18, 1984 - a 4-0 Buffalo win at Los Angeles.
MILESTONES ACHIEVED: 100th win (12/23/87 at Detroit)...200th win (3/19/92 vs Quebec)...500th game (4/7/93 vs Montreal)...250th win (11/18/93 vs Washington).
MILESTONES WITHIN REACH: (Current total): 600 games (546).

CAREER RECORD VS.

Team	GP	MIN	GA	SO	AVG	W-L-T
Anaheim	1	65	2	0	1.85	0-0-1
Boston	43	2542	147	2	3.47	21-14-7
Buffalo	11	639	32	0	3.01	7-4-0
Calgary	16	829	48	0	3.47	8-7-0
Chicago	19	1149	77	0	4.02	10-8-1
Dallas	13	729	43	0	3.54	5-5-2
Detroit	23	1374	74	1	3.23	10-6-7
Edmonton	14	803	61	1	4.56	4-9-1
Florida	1	60	3	0	3.00	1-0-0
Hartford	45	2593	146	3	3.38	21-17-4
Los Angeles	19	1084	66	1	3.65	6-10-2
Montreal	35	1956	111	2	3.40	11-17-5
New Jersey	43	2435	142	2	3.50	23-12-5
NY Islanders	32	1786	105	1	3.53	17-10-2
NY Rangers	37	2145	121	1	3.38	18-13-4
Ottawa	4	240	5	1	1.25	3-1-0
Philadelphia	32	1854	96	2	3.11	15-11-4
Pittsburgh	11	655	35	0	3.21	4-3-3
Quebec	36	2066	126	0	3.65	17-14-3
San Jose	6	370	14	1	2.27	4-0-2
St. Louis	21	1157	61	0	3.16	10-6-3
Tampa Bay	3	185	8	0	2.59	2-0-1
Toronto	17	1021	58	1	3.41	10-6-1
Vancouver	13	748	50	0	4.01	8-5-0
Washington	31	1705	96	1	3.38	17-11-2
Winnipeg	20	1240	67	1	3.24	14-7-0
TOTAL	546	31430	1794	21	3.42	266-196-60

1993-94: Led the team with 22 wins, his eighth season with 20-or-more wins...Set the record for the most wins by an American-born goaltender with his 253rd win on February 15 vs the Jets, breaking the record held by Frank Brimsek...Ranks third among active goalies and 17th in NHL history with 266 career wins...Won his 250th game on November 18 vs Washington...Recorded two shutouts during the season and now has 21 career shutouts...Ranks second among active goalies, trailing only Patrick Roy (27), in shutouts...Allowed three goals or less in 27 of his 40 games...Holds the club record for the most career wins with 142...Missed 30 games due to injury during the season, including 14 with a sprained left knee suffered on Dec. 28 vs Philadelphia.

NHL CAREER: In the 1983 Entry Draft was Buffalo's first round selection...Was drafted fifth overall, which is the highest a goalie has ever been drafted...Was drafted right out of Acton-Boxboro High School and played his first NHL game at the age of 18...In **1983-84**, won the Calder Trophy, as the NHL's rookie of the year and the Vezina Trophy as the NHL's best goaltender...One of only four goalies to win both awards in the same season...Was the first US-born player to win Calder Trophy since 1939 and the first goalie to win the award since 1972...Also in his rookie season was named to the First All-Star Team and to the All-Rookie Team...Ranked second in the league with a goals against average of 2.84...In **1984-85**, shared the William Jennings Trophy with Bob Sauve...Finished second in the Vezina Trophy voting behind Pelle Lindbergh...Led the league with a goals against average of 2.66 in 54 games and was named to the Second All-Star Team...Voted to start the NHL 1985 All-Star Game in Calgary, allowing two goals in 30 minutes of play...Had a career high shutout streak of 169:48 and was selected as the Sabres MVP...In **1985-86**, played in 60 games and finished tied for third in wins in the NHL with 29...In **1986-87** playing in 46 games, recorded two shutouts...In **1987-88**, was again second in the Vezina voting, this time trailing Grant Fuhr...Was tied for fifth in the league with 25 wins...Was named NHL Player of the Month in January 1988, the first Sabre ever so honored...Was again named as the Sabres MVP...In **1988-89** was acquired by Pittsburgh from Buffalo, playing in 44 games with the Penguins...Set a club record with 57 saves on March 12, 1989 at Chicago in a 6-5 victory...During the **1989-90** season, played in a career-low 24 games, missing 23 games due to a broken right wrist suffered on October 14 vs Montreal and 23 games due to a leave of absence given by the team on February 9, due to his daughter's illness...In **1990-91** set a club record with 27 wins (which he has since broken)...Named NHL Player of the Month for December 1990...Led all goalies in the playoffs with a goals against average of 2.60, was second in wins with 12 and finished first with a .919 save percentage...Recorded his first career playoff shutout in the Stanley Cup clinching game on May 25, 1991 at Minnesota (8-0)...In **1991-92** recorded 25 wins, including his 200th NHL victory on March 19 vs Quebec...Won the last 11 games of the playoffs to tie an NHL record for consecutive wins in the playoffs...Won 16



overall games in the playoffs, which ties an NHL playoff record for wins in a single playoff year ...In **1992-93**, was named to the NHL Second All-Star Team and finished second to Ed Belfour (Chicago) in the voting for the Vezina Trophy...Led the NHL in victories with 43, which was a single-season personal career high... Finished third in the league with a goals against average of 3.01 and fourth in save percentage (.901)...Led the NHL with a .722 winning percentage...Had a club record 14-game winning streak from March 9 to April 9...Had a consecutive shutout streak of 118:18 from February 8 to 10, the second longest in club history...Broke Denis Herron's club record for career wins with his 89th on November 20 at New Jersey...Set club records for the most wins (43), home wins (24) and road wins (19) in a season...Tied the club record for the most games played by a goaltender (63), set by Greg Millen in 1980-81...Recorded eight assists to set a club record for assists in a season by a goaltender...Won the first three games of the 1993 playoffs to extend his playoff winning streak to an NHL record 14 games...One of only five active goalies to have won two or more Stanley Cups...Holds club playoff records for goaltenders for the most games played (70), wins (44) and shutouts (4)...In 10 Stanley Cup Finals games, has a goals against average of 2.47...Ranks third among active goaltenders in career wins (266) and 17th in league history.

HIGH SCHOOL CAREER: Played four seasons with Acton-Boxboro High School near Boston, receiving All-Scholastic honors each year.

INTERNATIONAL CAREER: Was a member of Team USA in the 1984 and 1987 Canada Cup Tournaments...Was a member of the 1982-83 U.S. Junior National Team.

PERSONAL: Tom and wife Megan have three daughters, Ashley (7), Kelsey (5) and Mallory (2)...Resides in Pittsburgh year-round...Enjoys golf.

AMATEUR and PROFESSIONAL PLAYING RECORD

SEASON	TEAM	LEAGUE	REGULAR SEASON							PLAYOFFS						
			GP	W-L-T	MP	GA	SO	AVG	GP	W-L	MP	GA	SO	AVG		
1981-82	Acton-Boxboro	HS	23	-	-	32	7	1.39	-	-	-	-	-	-	-	
1982-83	Acton-Boxboro (a)	HS	23	-	-	17	10	0.73	-	-	-	-	-	-	-	
1983-84	Buffalo (bode)	NHL	42	26-12-3	2475	117	2	2.84	3	0-2	139	8	0	3.45		
1984-85	Buffalo (fg)	NHL	54	25-18-10	3248	144	5	2.66	5	2-3	300	22	0	4.40		
	Rochester	AHL	5	3-1-1	267	6	1	1.35	-	-	-	-	-	-		
1985-86	Buffalo	NHL	60	29-24-5	3561	214	2	3.61	-	-	-	-	-	-		
1986-87	Buffalo	NHL	46	17-23-2	2501	152	2	3.65	-	-	-	-	-	-		
1987-88	Buffalo	NHL	54	25-18-8	3133	173	2	3.31	4	1-3	224	16	0	4.29		
1988-89	Buffalo (f)	NHL	10	2-7-0	545	45	0	4.95	-	-	-	-	-	-		
	PITTSBURGH	NHL	44	18-15-7	2406	162	0	4.04	11	7-4	631	40	0	3.80		
1989-90	PITTSBURGH	NHL	24	7-12-3	1294	101	0	4.68	-	-	-	-	-	-		
1990-91	PITTSBURGH	NHL	48	27-16-3	2754	165	1	3.59	20	12-7	1175	51	*1	*2.60		
1991-92	PITTSBURGH	NHL	57	25-22-9	3329	196	1	3.53	*21	*16-5	*1233	58	1	2.82		
1992-93	PITTSBURGH (f)	NHL	63	*43-14-5	3702	186	4	3.01	12	7-5	722	35	*2	2.91		
1993-94	PITTSBURGH	NHL	44	22-15-5	2482	139	2	3.36	6	2-4	356	17	0	2.87		
	NHL TOTALS		546	244-181-55	31430	1794	21	3.42	82	47-33	4780	247	4	3.10		
	PGH TOTALS		278	142-94-32	15967	949	8	3.57	70	44-25	4117	201	4	2.93		

* - League-leading figure

a - June, 1983 - Drafted by Buffalo in 1983 NHL Entry Draft. First Sabres pick, fifth overall, first round.

b - NHL First All-Star Team (1983-84)

c - Won Vezina Trophy (1983-84)


d - Won Calder Memorial Trophy (1983-84)

e - NHL All-Rookie Team (1983-84)

f - NHL Second All-Star Team (1984-85 & 1992-93)

g - Shared William Jennings Trophy with Bob Sauve (1984-85)

h - November, 1988 - Traded with Buffalo's third round choice in 1990 Entry Draft by Buffalo to Pittsburgh for Doug Bodger and Darrin Shannon.



DOUG BROWN

24

Right Wing

HT/WT: 5' 10" 185 lbs. **Shoots:** Right **Age:** 30
Born: Southborough, MA., June 12, 1964

Acquired: Signed as a free agent on September 29, 1993.

CAREER HIGHLIGHTS

MILESTONES ACHIEVED: 400th game (2/1/94 vs Florida)...100th assist (1/8/94 vs Calgary)...200th point (3/8/94 vs Boston).
MILESTONES WITHIN REACH: (Current total): 100 goals (86); 500 games (427).
FIRST NHL GAME: Mar. 13, 1987 - a 4-1 New Jersey win vs NY Islanders.
FIRST NHL POINT: Mar. 18, 1987 - an assist on a Kirk Muller goal in a 4-3 overtime New Jersey loss at Winnipeg.
FIRST NHL GOAL: Oct. 9, 1987 - in a 6-3 New Jersey win vs Pittsburgh vs Pat Riggan.
MOST GOALS, GAME: 2 - Nine times.
MOST ASSISTS, GAME: 4 - Dec. 11, 1993 - in a 6-3 Pittsburgh win at Tampa Bay.
MOST POINTS, GAME: 4 - Dec. 11, 1993 - in a 6-3 Pittsburgh win at Tampa Bay (4a).
MOST PENALTY MINUTES, GAME: 15 - Feb. 4, 1992 - in a 3-1 New Jersey win vs Philadelphia.


CAREER RECORD VS

Team	GP	G	A	PTS	PIM
Anaheim	2	0	1	1	0
Boston	19	7	8	15	4
Buffalo	16	6	7	13	0
Calgary	12	1	5	6	6
Chicago	15	1	2	3	4
Dallas	14	1	3	4	0
Detroit	14	2	7	9	0
Edmonton	16	2	2	4	6
Florida	4	2	1	3	0
Hartford	21	12	3	15	12
Los Angeles	15	0	3	3	4
Montreal	17	0	2	2	0
New Jersey	2	0	0	0	0
NY Islanders	36	5	6	11	12
NY Rangers	35	11	14	25	2
Ottawa	6	0	2	2	6
Philadelphia	37	5	8	13	26
Pittsburgh	30	8	11	19	6
Quebec	18	3	6	9	4
San Jose	6	2	1	3	0
St. Louis	15	5	3	8	6
Tampa Bay	3	1	5	6	0
Toronto	14	2	4	6	2
Vancouver	14	1	4	5	0
Washington	33	6	7	13	2
Winnipeg	13	3	2	5	0
TOTAL	427	86	117	203	102

1993-94: Set single-season career highs in goals (18), assists (37) and points (55) in his first season with the Penguins...Ranked eighth on the team in points...Was signed by the Penguins on September 29, 1993 as a free agent, after being invited to training camp as a tryout...Recorded 52 of his 55 points at even strength and had the highest percentage (94.5%) in the NHL of even-strength points by players with over 50 points...Had two multiple goal games and 15 multiple point games...Set career-highs for points and assists in a game, recording four assists on December 11 at Tampa Bay...Finished third on the team with a plus 19 rating and was a plus or even player in 54 of his 77 games...Was a plus 13 during the second half of the season...Recorded 24 points (10+14) vs Northeast Division opponents...Recorded his 200th career point on March 8 vs Boston...Played in his 400th career game on February 1 vs Florida...Missed seven games with a leg injury suffered on March 26 at Calgary.
PLAYOFFS: Played in all six playoff games, recording no points.

NHL CAREER: Signed as a free agent by the New Jersey Devils on August 6, 1986...In **1986-87**, played in four games for the Devils, including his first game on March 13, 1987 vs the Islanders...In **1987-88**, was named the Devils Rookie of the Year and their Unsung Hero...Scored his first goal vs the Penguins on October 9, 1987 vs Pat Riggan...Set Devils' club record, scoring four short-handed goals...Scored the Devils first career playoff overtime goal during the Wales Conference Finals vs the Boston Bruins...Scored five goals in 19 games during the 1988 playoffs...In **1988-89**, improved on his rookie season, scoring 15 goals in only 63 games...Was tied for the team-lead with three short-handed goals during the **1989-90** season...Ranked 10th on the team in scoring with 34 points...In **1990-91**, led all Devils' forwards with a plus 18 rating...Tied for the club lead with two short-handed goals...In **1991-92**, ranked third on the team with a plus 17 and was tied for club lead with five short-handed points (2+3)...Scored on a penalty shot on November 23 at Philadelphia vs Ken Wregget...In **1992-93**, played in four of the first 17 games for the Devils, before being assigned to Utica on November 16...Was suspended by the Devils for failing to report to Utica...Was reinstated a month later when he reported...Played in 25 games with Utica before being recalled on February 26...Recorded 28 points (11+17) while playing for Utica...Played in 11 of the Devils final 24 games...Recorded five assists in 15 games with the Devils.

COLLEGE CAREER: Played four seasons at Boston College...During the **1984-85** season, ranked second on



the team with 68 points... Scored a school record 37 goals (since been broken)... Was named the team MVP and finished seventh in Hockey East scoring... Was selected to the Second All-American Team and to the Hockey East Second All-Star Team... In 1985-86, ranked second on the team in scoring with 56 points... Was named as a Second Team All-American and to the Hockey East Second All-Star Team... Boston College won the Hockey East regular season Division Title in 1984-85 and 1985-86... Was a teammate of Kevin Stevens, Craig Janney (St. Louis) and Bob Sweeney (Buffalo) while at Boston College.

INTERNATIONAL CAREER: Was a member of Team USA in the 1986, 1989 and 1991 World Championships... Played in the 1991 Canada Cup for Team USA.


PERSONAL: Doug and wife Maureen have two daughters Anna (3 1/2) and Kaitlin (six months) and a son Patrick (2)... Enjoys golf and tennis... His brother, Greg, also plays for the Penguins.



AMATEUR and PROFESSIONAL PLAYING RECORD

SEASON	TEAM	LEAGUE	REGULAR SEASON				PLAYOFFS					
			GP	G	A	PTS	PIM	GP	G	A	PTS	PIM
1982-83	Boston College	ECAC	22	9	8	17	0	-	-	-	-	-
1983-84	Boston College	ECAC	38	11	10	21	6	-	-	-	-	-
1984-85	Boston College (a)	HE	45	37	31	68	10	-	-	-	-	-
1985-86	Boston College (a)	HE	38	16	40	56	16	-	-	-	-	-
1986-87	New Jersey (b)	NHL	4	0	1	1	0	-	-	-	-	-
		Maine	AHL	73	24	34	58	15	-	-	-	-
1987-88	New Jersey	NHL	70	14	11	25	20	19	5	1	6	6
		Utica	AHL	2	0	2	2	-	-	-	-	-
1988-89	New Jersey	NHL	63	15	10	25	15	-	-	-	-	-
		Utica	AHL	4	1	4	5	0	-	-	-	-
1989-90	New Jersey	NHL	69	14	20	34	16	6	0	1	1	2
1990-91	New Jersey	NHL	58	14	16	30	4	7	2	2	4	2
1991-92	New Jersey	NHL	71	11	17	28	27	-	-	-	-	-
1992-93	New Jersey	NHL	15	0	5	5	2	-	-	-	-	-
		Utica	AHL	25	11	17	28	8	-	-	-	-
1993-94	PITTSBURGH (c)	NHL	77	18	37	55	18	6	0	0	0	0
NHL TOTALS			427	86	117	203	102	38	7	4	11	10
PGH TOTALS			77	18	37	55	18	6	0	0	0	0

a - Hockey East First Team All-Star (1984-85 & 1985-86)
b - August 6, 1986 - Signed as a free agent by New Jersey.
c - September 29, 1993 - Signed as a free agent by Pittsburgh.



GREG BROWN

34

Defenseman

HT/WT: 6' 0" 185 lbs. **Shoots:** Left **Age:** 26

Born: Hartford, CT., March 7, 1968

Acquired: Signed as a free agent on September 30, 1993.

CAREER HIGHLIGHTS

MILESTONES WITHIN REACH: (Current total): 100 games (85).

FIRST NHL GAME: Oct. 4, 1990 - a 3-3 Buffalo tie with Montreal.

FIRST NHL GOAL: Dec. 14, 1990 - a 4-3 Buffalo loss vs Pittsburgh vs Frank Pietrangelo.

FIRST NHL POINT: Oct. 4, 1990 - an assist on a Dave Andreychuk goal in a 3-3 Buffalo tie vs Montreal.

MOST GOALS, GAME: 1 - Four Times.

MOST ASSISTS, GAME: 2 - Feb. 28, 1994 - a 4-3 Pittsburgh win at Florida.

MOST POINTS, GAME: 2 - Feb. 28, 1994 - a 4-3 Pittsburgh win at Florida (2a).

MOST PENALTY MINUTES, GAME: 5 - Feb. 17, 1991 - in a 3-0 Buffalo loss vs Toronto.

1993-94: Signed by the Penguins on September 30 as a free agent...Started the season with San Diego Gulls (IHL)...Was recalled from San Diego by the Penguins on October 20...Played in nine games for the Penguins, recording two assists, before being assigned to San Diego on Nov. 17...Was recalled again from San Diego on February 16 for the remainder of the season...Played in a total of 36 games with the Penguins, recording a career-high 11 points (3+8) ...Was a plus or even player in 28 of his 36 games with the Penguins... Recorded one multiple point game, with two assists on February 28 at Florida ...With San Diego, recorded 33 points (8+25) in 42 games. **PLAYOFFS:** Played in all six playoff games, recording one assist.


NHL CAREER: Drafted by Buffalo in the second round of the 1986 Entry Draft...Split the 1990-91 season between Buffalo and Rochester (AHL)... Scored his first goal in the NHL on December 14, 1990 vs Pittsburgh against Frank Pietrangelo...In 1992-93, again split the season between Buffalo and Rochester.

MINOR LEAGUE CAREER: In 1990-91, recorded 23 points (6+17) in only 31 games with Rochester...Scored all six of his goals on the power play...During the playoffs, recorded five points (1+4) in 14 games, as Rochester advanced to the finals...In 1991-92, led Rochester defensemen with 38 points (8+30)...In 1992-93, ranked second among Rochester defensemen with 49 points... Recorded 11 points in the playoffs as Rochester went to the Calder Cup Finals.

COLLEGE CAREER: In his freshmen season at Boston College (HE) in 1986-87, ranked seventh on the team and second among defensemen with 37 points...Was a teammate that season of current Penguin Kevin Stevens, Brian Leetch (NY Rangers) and Craig Janney (St. Louis)...In 1988-89, was Hockey East Player of the Year and was named to the Hockey East First Team All-Star...Ranked fourth on the team with 43 points and was selected to the NCAA East First All-American Team...In 1989-90, was again selected as the Hockey East Player of the Year and ranked fourth on the team with 40 points...Was named to the NCAA East First All-American Team again and was runner-up for the Hobey Baker Award...Was also selected to the Hockey East First All-Star Team...Was named to the Hockey East All-Decade Team.

CAREER SCORING VS.

Team	GP	G	A	PTS	PIM
Anaheim	2	0	0	0	0
Boston	6	0	1	1	6
Buffalo	3	0	0	0	2
Calgary	3	0	0	0	2
Chicago	2	0	0	0	0
Dallas	1	0	1	1	2
Detroit	3	0	0	0	2
Edmonton	3	0	0	0	4
Florida	1	0	2	2	2
Hartford	8	0	2	2	6
Los Angeles	2	0	1	1	2
Montreal	6	0	1	1	0
New Jersey	5	1	0	1	4
NY Islanders	2	0	0	0	2
NY Rangers	7	0	1	1	8
Ottawa	4	0	0	0	2
Philadelphia	2	0	1	1	2
Pittsburgh	4	1	0	1	0
Quebec	4	0	0	0	2
San Jose	2	0	0	0	0
St. Louis	2	0	0	0	0
Tampa Bay	1	0	1	1	0
Toronto	3	1	0	1	5
Vancouver	4	0	0	0	8
Washington	2	0	0	0	4
Winnipeg	3	1	0	1	4
TOTAL	85	4	11	15	69



INTERNATIONAL CAREER: Played for the U.S Junior National Teams at the World Junior Championships in **1985** and **1986** ...Played in the **1988** Winter Olympics in Calgary and the **1992** Winter Olympics in France for Team USA.

PERSONAL: Greg and wife Katherine spent most of their summer on the shore in Massachusetts...Plans on getting his degree in history next summer, as he is only one class short...Enjoys golf...His brother Doug, also plays for the Penguins.



AMATEUR and PROFESSIONAL PLAYING RECORD

SEASON	TEAM	LEAGUE	GP	REGULAR SEASON				PIM	GP	PLAYOFFS			
				G	A	PTS	PIM			G	A	PTS	PIM
1986-87	Boston College (a)	HE	37	10	27	37	22	-	-	-	-	-	-
1987-88	U.S. National		55	6	29	35	22	-	-	-	-	-	-
	U.S. Olympic		6	0	4	4	2	-	-	-	-	-	-
1988-89	Boston College (bcd)	HE	40	9	34	43	24	-	-	-	-	-	-
1989-90	Boston College (bcd)	HE	42	5	35	40	42	-	-	-	-	-	-
1990-91	Buffalo	NHL	39	1	2	3	35	-	-	-	-	-	-
	Rochester	AHL	31	6	17	23	16	14	1	4	5	8	
1991-92	Rochester	AHL	56	8	30	38	25	16	1	5	6	4	
	U.S. National		8	0	0	0	5	-	-	-	-	-	
	U.S. Olympic		7	0	0	0	2	-	-	-	-	-	
1992-93	Buffalo	NHL	10	0	1	1	6	-	-	-	-	-	
	Rochester	AHL	61	11	38	49	46	16	3	8	11	14	
1993-94	PITTSBURGH (e)	NHL	36	3	8	11	28	6	0	1	1	4	
	San Diego	IHL	42	8	25	33	26	-	-	-	-	-	
	NHL TOTAL		85	4	11	15	69	6	0	1	1	4	
	PGH TOTAL		36	3	8	11	28	6	0	1	1	4	


a - June, 1986 - Drafted by Buffalo in 1986 Entry Draft. Second Sabres pick, 26th overall, second round.

b - Hockey East First Team All-Star (1989-89 & 1989-90)

c - Hockey East Player of the Year (1988-89 & 1989-90)

d - NCAA East First Team All-American (1988-89 & 1989-90)

e - September 30, 1993 - Signed as a free agent by Pittsburgh.



JOHN CULLEN

11

Center

HT/WT: 5' 10" 180 lbs. **Shoots:** Right **Age:** 30
Born: Puslinch, Ont, August 2, 1964
Acquired: Signed as a free agent by Pittsburgh on August 3, 1994

CAREER HIGHLIGHTS

MILESTONES ACHIEVED: 400th game (12/2/93 at St. Louis)...100th goal (2/4/92 at San Jose) ...200th assist (1/11/92 at Montreal)...400th point (12/2/93 at St. Louis).
MILESTONES WITHIN REACH: (current total): 500 games (425)...300 assists (268).
FIRST NHL GAME: Oct. 7, 1988 - in a 6-4 Pittsburgh win at Washington.
FIRST NHL POINT: Oct. 7, 1988 - an assist on a Paul Coffey goal in a 6-4 Pittsburgh win at Washington.
FIRST NHL GOAL: Oct. 15, 1988 - in a 9-2 Pittsburgh win vs St. Louis vs Vincent Riendeau.
MOST GOALS, GAME: 3-Three times.
MOST ASSISTS, GAME: 5-Oct. 5, 1990 in a 7-4 Pittsburgh win at Washington.
MOST POINTS, GAME: 5-Mar. 4, 1990 in an 8-6 Pittsburgh win vs Minnesota (1g,4a) and Oct. 5, 1990 in an 7-4 Pittsburgh win at Washington (5a).
MOST PENALTY MINUTES, GAME: 17-Four times.

CAREER RECORD VS


Team	GP	G	A	PTS	PIM
Anaheim	3	0	1	1	0
Boston	23	9	13	22	22
Buffalo	23	7	14	21	52
Calgary	16	4	12	16	10
Chicago	21	4	8	12	30
Dallas	19	8	11	19	19
Detroit	19	7	9	16	33
Edmonton	13	5	2	7	21
Florida	3	0	3	3	4
Hartford	11	2	8	10	12
Los Angeles	16	5	5	10	56
Montreal	19	2	14	16	24
New Jersey	28	8	17	25	58
NY Islanders	28	7	17	24	18
NY Rangers	23	8	27	35	74
Ottawa	5	2	0	2	4
Philadelphia	25	10	13	23	36
Pittsburgh	6	4	4	8	16
Quebec	20	11	17	28	27
San Jose	9	6	5	11	4
St. Louis	21	6	17	23	18
Tampa Bay	6	1	4	5	7
Toronto	9	6	9	15	6
Vancouver	16	4	10	14	31
Washington	28	8	19	27	64
Winnipeg	15	6	9	15	24
TOTAL	425	140	268	408	670

1993-94: Played in a single-season career low 53 games with the Maple Leafs, recording 30 points (13+17)...Missed 22 games with a sprained right ankle...Recorded six multiple point games, including three three-point games...Had his only two-goal game of the season on Apr. 14 vs Chicago...Recorded a point in 18 of the first 29 games...Had a five-game scoring streak from Oct. 30 to Nov. 6, recording seven points (3+4). **PLAYOFFS:** Played in three of Toronto's 16 playoff games, recording no points.

NHL CAREER: Drafted by Buffalo in the 1986 Supplemental Draft...Was signed by Pittsburgh in June of 1988 as a free agent...Led all Penguins rookies in 1988-89 with 49 points and ranked fifth among NHL rookies with 37 assists...Was named the team's rookie of the year...Recorded 28 of his 49 points on the road...In 1989-90, ranked third on the team in scoring with 92 points, third in assists (60) and fourth in goals with 32...Was tied for 20th in league scoring...Recorded his first hat trick on Feb. 22 vs Philadelphia...Set career-highs in 1990-91 in goals (39), assists (71) and points (110), while finishing fifth in league scoring...Ranked seventh in the NHL in assists...Recorded 94 points in 65 games with the Penguins, before being traded to Hartford on Mar. 4...Recorded a career-high 13-game scoring streak from Oct. 19 to Nov. 14, recording 27 points (7+20)...Represented the Penguins at the 1991 All-Star Game in Chicago...Led the Whalers in playoff scoring with nine points (2+7) in six games...Was named the Whalers MVP for the 1991-92 season, leading the team with 77 points and 55 assists...Represented the Whalers at the 1992 All-Star Game in Philadelphia...In 1992-93 was acquired by Toronto on Nov. 26 from Hartford...After being acquired by Toronto, had a team-high 10-game point scoring streak, recording 14 points (4+10)...Missed 16 games with a herniated disk in his neck.

MINOR LEAGUE CAREER: In 1987-88, was named the IHL's MVP as he led the league with an IHL record 109 assists and 157 points playing with Flint...Shared the IHL's Rookie of the Year Award with Ed Belfour and was named to the First All-Star Team...Was the first rookie in league history to win all three awards in the same season...Led Flint to a Division Title...Was named The Hockey News Minor League Player of the Year.

COLLEGE CAREER: In 1983-84, as a freshman for Boston University, played in 40 games, recording 56 points...Was named the ECAC Rookie of the Year...In 1984-85 led Boston University with 59 points and ranked fourth in Hockey East...Was named to the HE First All-Star Team...Again led Boston University with 74 points in 1985-



86...Ranked third in HE scoring, while being named to the HE First All-Star Team and to the NCAA East Second All-Star Team...In 1986-87, led Boston University with 52 points and finished ninth in league scoring... Was named to the HE Second All-Star Team and was a Hobey Baker Trophy Finalist...Was the captain of the team and was named Male Athlete of the Year at Boston University... Recorded Boston University record 241 points (98+143) in 160 games.

INTERNATIONAL CAREER: Played in the 1990 World Championships in Switzerland for Team Canada.


PERSONAL: John and wife Valerie were married in July of 1993...His dad, Barry, played in the NHL with Toronto and Detroit from 1955 to 1960, while uncles, Brian and Ray also played in the NHL...His brother, Terry, played at the University of Michigan in 1978-79, but was forced to give up hockey due to a broken neck suffered during his first year at Michigan...Enjoys golf and tennis.



AMATEUR and PROFESSIONAL PLAYING CAREER

SEASON	TEAM	LEAGUE	REGULAR SEASON					PLAYOFFS				
			GP	G	A	PTS	PIM	GP	G	A	PTS	PIM
1983-84	Boston U. (a)	ECAC	40	23	33	56	28	-	-	-	-	-
1984-85	Boston U. (b)	HE	41	27	32	59	46	-	-	-	-	-
1985-86	Boston U. (b,c)	HE	43	25	49	74	54	-	-	-	-	-
1986-87	Boston U. (d)	HE	36	23	29	52	35	-	-	-	-	-
1987-88	Flint (efghi)	IHL	81	48	*109	*157	113	13	11	*15	26	16
1988-89	Pittsburgh	NHL	79	12	37	49	112	11	3	6	9	28
1989-90	Pittsburgh	NHL	72	32	60	92	138	-	-	-	-	-
1990-91	Pittsburgh (j)	NHL	65	31	63	94	83	-	-	-	-	-
	Hartford	NHL	13	8	8	16	18	6	2	7	9	10
1991-92	Hartford	NHL	77	26	51	77	151	7	2	1	3	12
1992-93	Hartford (k)	NHL	19	5	4	9	58	-	-	-	-	-
	Toronto	NHL	47	13	28	41	53	12	2	3	5	0
1993-94	Toronto	NHL	53	13	17	30	67	3	0	0	0	0
	NHL TOTALS		425	140	268	408	670	39	9	17	26	50
	PGH TOTALS		216	75	160	235	333	11	3	6	9	28

- a - ECAC Rookie of the Year (1984)
- b - Hockey East First All-Star Team (1985, 1986)
- c - NCAA East Second All-American Team (1986)
- d - Hockey East Second All-Star Team (1987)
- e - IHL First All-Star Team (1988)
- f - Won James Gatschene Memorial Trophy (MVP-IHL) (1988)
- g - Shared Garry F. Longman Memorial Trophy (Top rookie - IHL) with Ed Belfour (1988)
- h - Won Leo P. Lamoureux Memorial Trophy (Top Scorer - IHL) (1988)
- i - Signed as a free agent by Pittsburgh, June, 21, 1988
- j - Traded to Hartford by Pittsburgh with Jeff Parker and Zarley Zalapski for Ron Francis, Grant Jennings and Ulf Samuelsson, March 4, 1991.
- k - Traded to Toronto by Hartford for future considerations, November 24, 1992.



RON FRANCIS

10

Center

HT/WT: 6' 2" 200 lbs. **Shoots:** Left **Age:** 31

Born: Sault Ste. Marie, Ontario, March 1, 1963

Acquired: Traded by Hartford to Pittsburgh with Ulf Samuelsson and Grant Jennings for John Cullen, Zarley Zalapski and Jeff Parker on March 4, 1991.

CAREER HIGHLIGHTS

MILESTONES ACHIEVED: 900th game (11/11/94 at Chicago)...300th goal (1/30/93 vs Philadelphia) 700th assist (12/14/93 vs Los Angeles)...1,000th point (10/28/94 vs Quebec).

MILESTONES WITHIN REACH: (Current Total): 1,000 games (964); 800 assists (741); 1100 points (1,079).

CAREER HAT TRICKS: 9

FIRST NHL GAME: Nov. 14, 1981 - in an 8-4 Hartford loss vs Washington.

FIRST NHL POINT: Nov. 18, 1981 - an assist on a Doug Sulliman goal in an 8-5 Hartford win vs Toronto.

FIRST NHL GOAL: Nov. 18, 1981 - in an 8-5 Hartford win vs Toronto vs Vincent Tremblay.

MOST GOALS, GAME: 4 - Feb. 12, 1984 in an 11-0 Hartford win vs Edmonton.

MOST ASSISTS, GAME: 6 - Mar. 5, 1987 in a 10-2 win Hartford vs Boston.

MOST POINTS, GAME: 6 - Mar. 5, 1987 in a 10-2 Hartford win vs Boston (6a) and Oct. 8, 1989 in a 9-6 Hartford win at Quebec (3g,3a).

MOST PENALTY MINUTES, GAME: 16 - Nov. 7, 1992 in a 4-2 Pittsburgh loss at Toronto.

CAREER RECORD VS

Team	GP	G	A	PTS	PIM
Anaheim	2	1	2	3	2
Boston	84	21	67	88	46
Buffalo	82	26	50	76	52
Calgary	34	10	34	44	16
Chicago	34	11	32	43	30
Dallas	32	12	33	45	22
Detroit	34	17	23	40	21
Edmonton	33	15	26	41	23
Florida	4	0	0	0	0
Hartford	12	1	16	17	4
Los Angeles	37	13	24	37	12
Montreal	85	32	51	83	75
New Jersey	43	18	29	47	46
NY Islanders	43	11	15	26	26
NY Rangers	46	13	41	54	30
Ottawa	9	4	7	11	14
Philadelphia	46	16	43	59	41
Pittsburgh	28	14	28	42	19
Quebec	86	32	62	94	93
San Jose	7	2	6	8	0
St. Louis	31	13	25	38	20
Tampa Bay	6	2	4	6	0
Toronto	35	24	36	60	42
Vancouver	34	11	34	45	21
Washington	45	8	29	37	40
Winnipeg	32	11	24	35	26
TOTAL	964	338	741	1079	721

1993-94: Finished second on the team with 93 points and 66 assists...Was tied for 15th in points and ninth in assists in the NHL...Scored 27 goals, the 13th consecutive season that he has scored 20-or-more goals...Was named the team's Most Valuable Player...Had a team-high 11-game scoring streak from Dec. 2-28, recording 14 points (4+10)...Recorded his 1,000th career point on Oct. 28 vs Quebec...Ranks 31st in league history with 1,079 points and is tied for 21st in assists with 741...Was tied for the team lead with 41 power play points and led the team with 33 power play assists...Recorded 27 multiple point games, including three two-goal games...Was on the ice for 60 of the team's 76 power play goals (78.9%) and 134 of the team's 299 total goals (44.8%)...The Penguins had a record of 23-5-2 in games that he was a plus player...For the second straight season, recorded more goals (14) on the road than at home (12)...Led the team with 43 points against Northeast Division teams. **PLAYOFFS:** In six games, recorded two assists...Ranks third in career playoff scoring with the Penguins, with 63 points...Is tied for the all-time club lead, with seven playoff game-winning goals.

NHL CAREER: Hartford's first round (4th overall) choice in the 1981 NHL Entry Draft...In 1981-82, began the season with S.S. Marie (OHL), before being recalled by Hartford on Nov. 14...Recorded 68 points (25+43) in 59 games in his rookie season, finishing second on the team in assists...In 1982-83 led the team in points (90) and assists (59)...Played in the 1983 NHL All-Star Game in Uniondale, NY...Recorded his first NHL hat trick on March 6 vs Quebec...In 1983-84, led the Whalers in assists with 60, while finishing second in points (83)...Led the team in scoring in 1984-85 with 81 points (24+57) and played in the 1985 NHL All-Star Game in Calgary, scoring one goal...Missed 27 games in the 1985-86 season with a fractured left ankle...Finished the season tied for second in team scoring with 77 points...Was named to the 1986 NHL All-Star Game, but was unable to play due to his ankle injury...Recorded 93 points (30+63) in 1986-87 to lead the Whalers in scoring...In 1987-88 led Hartford in points (75) and assists (50)...Missed 11 games with a broken finger in 1988-89, finishing second in team scoring with 77 points...In 1989-90 recorded career-highs in goals (32) and points (101), finishing tied for 12th in league scoring...Recorded two assists in the 1990 NHL All-Star Game in Pittsburgh...In 1990-91, acquired by the Penguins from the Whalers on March 4...Was the Whalers leading scorer at the time of the trade with 76 points (21+55)...Finished 20th in NHL in scoring with 87 points...Is the Whalers all-time leader in goals (264), assists (257), points (821), games played (714), hat tricks (9) and power play goals (83)...In the 1991 playoffs, was tied for the team lead in game-winning goals with four and tied for fifth in the league with a plus 13 rating...In 1991-92, missed the first nine games of the season before signing as a free agent on October 25...Finished seventh in team scoring with 54 points...In the playoffs led all players with 19 assists, while finishing third in points (27)...Set career playoff-highs in goals (8), assists and points...Ranked second on the team



with a plus eight rating...Recorded his first career playoff hat trick on May 9 vs the Rangers, scoring the third goal at 2:47 of overtime...Scored the Stanley Cup clinching goal in Game Four at Chicago on June 1...In 1992-93 recorded 100 points (24+76), the second time he has recorded at least 100 points in a season (101 in 1989-90)...Set a single season career high in assists (76), finishing ninth in the NHL...Had a 12-game scoring streak from October 6 to November 1, recording 18 points (2+16), which tied the longest scoring streak of his career...Recorded 49 points (9+40) on the power play, leading the team in power play assists...Was one of two players to play in all 84 games for the Penguins...Had the largest increase in points (46) from 1991-92 to 1992-93 of all players who played in 70 or more games in each season...Recorded 26 multiple point games, including four multiple goal games...Recorded more goals on the road (13) than at home (11)...Recorded his 900th career point on October 24, 1992 at New Jersey... Finished second on the team in playoff scoring with 17 points (6+11) and was tied for the team lead with 11 assists...Was tied for seventh in assists and 11th in points in league scoring...Was tied for second on the team with a plus five rating.

JUNIOR CAREER: In 1980-81 recorded 69 points in 64 games for Sault Ste. Marie (OHL)...In 1981-82 was leading the OHL in scoring with 48 points in 25 games when recalled by Hartford.

INTERNATIONAL CAREER: Played for Team Canada in the 1985 World Championships in Prague, Czechoslovakia.

PERSONAL: Ron and wife Mary Lou have a daughter Kaitlyn (three) and son Michael (1 / 2 years)...Resides in Unionville, CT during the off-season ...Active in charity and community work including involvement with Special Olympics...Enjoys golfing and traveling...Has one brother...Is the cousin of former NHL goalie Mike Liut.


AMATEUR and PROFESSIONAL PLAYING CAREER

SEASON	TEAM	LEAGUE	REGULAR SEASON					PLAYOFFS				
			GP	G	A	PTS	PIM	GP	G	A	PTS	PIM
1980-81	S.S. Marie (a)	OHA	64	26	43	69	33	19	7	8	15	-
1981-82	S.S. Marie	OHL	25	18	30	48	46	-	-	-	-	-
	Hartford	NHL	59	25	43	68	51	-	-	-	-	-
1982-83	Hartford	NHL	79	31	59	90	60	-	-	-	-	-
1983-84	Hartford	NHL	72	23	60	83	45	-	-	-	-	-
1984-85	Hartford	NHL	80	24	57	81	66	-	-	-	-	-
1985-86	Hartford	NHL	53	24	53	77	24	10	1	2	3	4
1986-87	Hartford	NHL	75	30	63	93	45	6	2	2	4	6
1987-88	Hartford	NHL	80	25	50	75	87	6	2	5	7	2
1988-89	Hartford	NHL	69	29	48	77	36	4	0	2	2	0
1989-90	Hartford	NHL	80	32	69	101	73	7	3	3	6	8
1990-91	Hartford (b)	NHL	67	21	55	76	51	-	-	-	-	-
	PITTSBURGH	NHL	14	2	9	11	21	24	7	10	17	24
1991-92	PITTSBURGH	NHL	70	21	33	54	30	21	8	*19	27	6
1992-93	PITTSBURGH	NHL	84	24	76	100	68	12	6	11	17	19
1993-94	PITTSBURGH	NHL	82	27	66	93	62	6	0	2	2	6
NHL TOTALS			964	338	741	1079	719	96	29	56	85	75
PGH TOTALS			250	74	184	258	302	63	21	42	63	55

* - League-leading Figure

a - June, 1981 - Drafted by Hartford in 1981 Entry Draft. First Whalers pick, fourth overall, first round.

b - March 4, 1991 - Traded to Pittsburgh by Hartford with Ulf Samuelsson and Grant Jennings for John Cullen, Zarley Zalapski and Jeff Parker.



GREG HAWGOOD

4

Defense

HT/WT: 5' 10" 190 lbs. **Shoots:** Left **Age:** 26

Born: Edmonton, Alberta, August 10, 1968

Acquired: Traded by Florida to Pittsburgh for Jeff Daniels on March 19, 1994.

CAREER HIGHLIGHTS

MILESTONES ACHIEVED: 200th game (2/13/93 at New Jersey)...100th point (11/3/92 vs Ottawa).

MILESTONES WITHIN REACH: (current total): 300 games (293)...200 points (172).

FIRST NHL GAME: Feb. 13, 1988 - a 6-5 Boston loss at Vancouver.

FIRST NHL POINT: Nov. 26, 1988 - a goal in an 8-2 Boston win vs Chicago.

FIRST NHL GOAL: Nov. 26, 1988 in an 8-2 Boston win at Chicago vs Darren Pang.

MOST GOALS, GAME: 2 - Dec. 17, 1988 - in a 2-2 Boston tie vs Quebec and Jan. 23, 1990 - in a 9-2 Boston win vs Quebec.

MOST ASSISTS, GAME: 3 - Jan. 29, 1989 - in a 4-2 Boston win vs St. Louis and Oct. 22, 1993 - in a 4-3 Philadelphia win vs NY Islanders.

MOST POINTS, GAME: 3 - Three times.

MOST PENALTY MINUTES, GAME: 19 - Dec. 13, 1992 in a 4-1 Edmonton loss vs NYI at Oklahoma City.

CAREER SCORING VS

Team	GP	G	A	PTS	PIM
Anaheim	2	1	2	3	0
Boston	8	2	5	7	4
Buffalo	19	4	8	12	18
Calgary	15	1	9	10	6
Chicago	8	2	4	6	4
Dallas	11	1	4	5	12
Detroit	8	1	3	4	8
Edmonton	8	2	5	7	6
Florida	1	0	0	0	0
Hartford	20	3	10	13	36
Los Angeles	11	5	6	11	6
Montreal	18	2	4	6	8
New Jersey	18	2	6	8	39
NY Islanders	16	0	8	8	44
NY Rangers	12	1	4	5	5
Ottawa	6	1	2	3	4
Philadelphia	9	1	3	4	11
Pittsburgh	15	2	6	8	8
Quebec	18	7	9	16	22
San Jose	7	0	2	2	6
St. Louis	7	1	4	5	2
Tampa Bay	5	1	2	3	4
Toronto	9	2	6	8	14
Vancouver	14	2	4	6	14
Washington	14	2	4	6	2
Winnipeg	14	0	6	6	15
TOTAL	293	46	126	172	298

1993-94: Began the season with the Philadelphia Flyers, playing in 19 of the first 27 games...Recorded 15 points (3+12) with the Flyers, including three assists on October 22 vs the Islanders...Scored all three goals on the power play...Was acquired by the Florida Panthers on November 30 for future considerations...Played in 33 games for the Panthers, recording 16 points (2+14)...Had four multiple point games for the Panthers...Acquired by the Penguins on March 19 from Florida for Jeff Daniels...Played in his first game with the Penguins on March 20 at the Islanders...Recorded three points (1+2) in 12 games for the Penguins, and was a plus or even player in eight of his 12 games...Scored his only goal for the Penguins on March 30 at Vancouver...In 64 total games, recorded 34 points (6+28). **PLAYOFFS:** Played in one playoff game for the Penguins and had no points.

NHL CAREER: Was drafted in the 10th round of the 1986 Entry Draft by the Boston Bruins...In **1987-88**, played in one regular season game for the Bruins and three playoff games...Scored one goal, on May 24 vs the Edmonton Oilers, in the 1988 Stanley Cup Finals...In **1988-89**, scored 16 goals in only 56 games, one shy of the Bruins rookie record for goals by a defenseman held by Ray Bourque...Played in a career high 77 games in the **1989-90** season...Played in his second Stanley Cup Finals series, as the Bruins were defeated by the Oilers...In **1990-91**, was acquired by the Oilers on October 22 from the Bruins for Vladimir Ruzicka...In **1991-92**, split the season between Cape Breton (AHL) and Edmonton, playing 20 games for the Oilers...Had a +19 rating with the Oilers...Set single-season career-highs in **1992-93** in assists (35) and points (46) playing for both Edmonton and Philadelphia...Was acquired by the Flyers on January 16 from the Oilers with Josef Beranek for Brian Benning.

MINOR LEAGUE CAREER: In **1991-92**, while playing for Cape Breton, won the Eddie Shore Trophy as the top defenseman in the AHL, despite playing in only 56 games...Also was selected to the AHL First All-Star Team...Ranked second in the league among defensemen in scoring with 75 points (20+55).

JUNIOR CAREER: In **1983-84**, began his junior career at the age of 15 with Kamloops (WHL)...Kamloops went to the Memorial Cup in his first season...In **1984-85**, ranked sixth on his team in scoring (65), as Kamloops won its division...Ranked second on the team in assists (85) and fourth in scoring (119) in **1985-86**...Was named to the WHL West First All-Star Team and he was tied for 12th in league scoring...Kamloops again won its division and went to the Memorial Cup...In **1986-87**, ranked second on his team in assists (93) and points (123)...Was the league's top scoring defenseman and ranked seventh overall...Was again named to the WHL West First All-Star Team, as Kamloops won the division title again...Ranked second on his team in assists (85) and points (133) in **1987-88**, and was again the top scoring defensemen in the league, eighth overall...Was named the WHL's Defensemen of the Year and named to



the WHL West First All-Star Team for the third consecutive season... Kamloops won the division title for the fourth straight season... Kamloops retired his number (4) after his final season... Ranks fifth in Canadian Junior League History with 326 career assists, just ahead of Mario Lemieux... Among his teammates while playing for Kamloops were former Penguins Rob Brown, Mark Kachowski, Mike Needham and Mark Recchi.

INTERNATIONAL CAREER: Was a member of the Canadian Junior Team that played at the **1987** (in Czechoslovakia) and the **1988** (in Russia) World Junior Championships... Was part of the gold medal winning team in 1988 and was selected to the 1988 First All-Star Team... In 14 career games, has recorded 14 points (3+11).


PERSONAL: Greg and wife Kirste have one son, Logan (15 months)... Spent their off-season in Kamloops, British Columbia... Began playing hockey at age five and lists Bobby Orr as his hockey hero... During this summer's British Columbia's Summer Games was a member the soccer team that won the championship... Enjoys playing golf and listening to heavy metal rock music.



AMATEUR and PROFESSIONAL PLAYING RECORD

SEASON	TEAM	LEAGUE	GP	REGULAR SEASON					PLAYOFFS					
				G	A	PTS	PIM	GP	G	A	PTS	PIM		
1983-84	Kamloops	WHL	49	10	23	33	39	-	-	-	-	-	-	-
1984-85	Kamloops	WHL	66	25	40	65	72	-	-	-	-	-	-	-
1985-86	Kamloops (ab)	WHL	71	34	85	119	86	16	9	22	31	16	-	-
1986-87	Kamloops (b)	WHL	61	30	93	123	139	-	-	-	-	-	-	-
1987-88	Boston	NHL	1	0	0	0	0	3	1	0	1	0	-	-
	Kamloops (bc)	WHL	63	48	85	133	142	16	10	16	26	33	-	-
1988-89	Boston	NHL	56	16	24	40	84	10	0	2	2	2	-	-
	Maine	AHL	21	2	9	11	41	-	-	-	-	-	-	-
1989-90	Boston	NHL	77	11	27	38	76	15	1	3	4	12	-	-
1990-91	Asiago (d)	Italy	2	3	0	3	9	-	-	-	-	-	-	-
	Edmonton	NHL	6	0	1	1	6	-	-	-	-	-	-	-
	Maine	AHL	5	0	1	1	13	-	-	-	-	-	-	-
	Cape Breton	AHL	55	10	32	42	73	4	0	3	3	23	-	-
1991-92	Edmonton	NHL	20	2	11	13	22	13	0	3	3	23	-	-
	Cape Breton (ef)	AHL	56	20	55	75	26	3	2	2	4	0	-	-
1992-93	Edmonton (g)	NHL	29	5	13	18	35	-	-	-	-	-	-	-
	Philadelphia	NHL	40	6	22	28	39	-	-	-	-	-	-	-
1993-94	Philadelphia (h)	NHL	19	3	12	15	19	-	-	-	-	-	-	-
	Florida (i)	NHL	33	2	15	16	9	-	-	-	-	-	-	-
	PITTSBURGH	NHL	12	1	2	3	8	1	0	0	0	0	-	-
NHL TOTALS			293	43	126	172	298	42	2	8	10	37		
PGH TOTALS			12	1	2	3	8	1	0	0	0	0		

- a - June, 1986 - Drafted by Boston in 1986 Entry Draft. Ninth Bruins pick, 202nd overall, 10th round.
- b - WHL West All-Star Team (1985-86, 1986-87 & 1987-88)
- c - WHL and Canadian Major Junior Defenseman of the Year (1987-88)
- d - October 22, 1990 - Traded to Edmonton by Boston for Vladimir Ruzicka.
- e - AHL First Team All-Star (1991-92)
- f - Won Eddie Shore Plaque (AHL Top Defenseman - 1991-92)
- g - January 16, 1993 - Traded to Philadelphia by Edmonton with Josef Beranek for Brian Benning.
- h - November 30, 1993 - Traded to Florida by Philadelphia for future considerations.
- i - March 19, 1994 - Traded to Pittsburgh by Florida for Jeff Daniels.



JAROMIR JAGR

68

Right Wing

HT/WT: 6' 2" 208 lbs. **Shoots:** Left **Age:** 22
Born: Kladno, Czechoslovakia, February 15, 1972
Acquired: Pittsburgh's first round choice, fifth overall, in 1990 Entry Draft.

CAREER HIGHLIGHTS

MILESTONES ACHIEVED: 300th point (3/17/94 at Boston)...300th Game (3/20/94 at NY Islanders)...100th assist (1/19/93 at Vancouver)...100th career goal (11/3/93 vs Buffalo at Sacramento).

MILESTONES WITHIN REACH: (current total): 200 assists (194); 400 points (319).

CAREER HAT TRICKS: 1

FIRST NHL GAME: Oct. 5, 1990 - a 7-4 win at Washington.

FIRST NHL POINT: Oct. 7, 1990 - a goal in a 7-4 win vs New Jersey.

FIRST NHL GOAL: Oct. 7, 1990 vs Chris Terreri.

MOST GOALS, GAME: 3-Feb. 2, 1991 in a 6-2 win vs Boston.

MOST ASSISTS, GAME: 5-Nov. 16, 1993 in a 11-5 win vs Philadelphia.

MOST POINTS, GAME: 6-Nov. 16, 1993 in a 11-5 win vs Philadelphia (1g,5a).

MOST PENALTY MINUTES, GAME:


15-Mar. 2, 1993 in a 5-4 loss at Philadelphia and Nov. 9, 1993 in a 3-3 tie at St. Louis.

CAREER RECORD VS

Team	GP	G	A	PTS	PIM
Anaheim	2	1	2	3	0
Boston	16	10	15	25	18
Buffalo	16	13	13	26	14
Calgary	10	4	6	10	6
Chicago	9	3	3	6	4
Dallas	9	3	3	6	2
Detroit	9	3	6	9	0
Edmonton	11	5	8	13	4
Florida	4	0	2	2	4
Hartford	14	4	13	17	14
Los Angeles	9	2	1	3	4
Montreal	14	3	5	8	2
New Jersey	27	12	8	20	12
NY Islanders	24	16	14	30	6
NY Rangers	23	7	17	24	14
Ottawa	7	2	7	9	4
Philadelphia	24	8	25	33	23
Quebec	13	8	7	15	2
San Jose	7	2	6	8	2
St. Louis	8	1	1	2	17
Tampa Bay	5	2	3	5	4
Toronto	8	4	3	7	2
Vancouver	9	2	7	9	10
Washington	24	7	15	22	16
Winnipeg	9	3	4	7	14
TOTAL	311	125	194	319	198

1993-94: Recorded a single-season career-high 99 points to lead the Penguins in scoring...Finished ninth in NHL scoring...Finished tied for seventh in the league in assists with a career-high 67...Was the first non-Canadian to ever lead the Penguins in scoring...Led the team with a single-season career-high 298 shots on goals, including a career-high 12 shots on Nov. 27 vs Ottawa... Ranked second in the NHL in even-strength points (70) and assists (47)... Finished the season on a career-high nine-game scoring streak, recording 14 points (3+11)...Did not go for more than three consecutive games without a point...Ranked fifth on the team with a plus 15...Recorded 29 multiple point games, including four two-goal games...Recorded a career-high five assists and six points on Nov. 16 vs Philadelphia...Led the team with 47 points on the road (16+31) and was second in scoring against the Northeast Division with 42 points (17+25)...Was voted to start for the Eastern Conference Team for the 1994 NHL All-Star Game in New York...Did not play in the game, after suffering a groin injury in the skills competition prior to the all-star game...Missed four games with this groin injury. **PLAYOFFS:** Finished second on the team with points (6) and assists (4) in the playoffs.

NHL CAREER: Pittsburgh's first choice, fifth overall, in the 1990 NHL Entry Draft...In **1990-91**, was named to the NHL All-Rookie team, finishing third among rookies in goals (27), fifth in assists (30) and fourth in points (57)...Recorded his first NHL hat trick on Feb. 2 vs Boston, becoming the youngest player in club history to record three goals in a game...Recorded 37 of his 57 points in the second half of the season...Led all rookies with 13 points and 10 assists in the playoffs...Set an NHL playoff record for the most assists by a rookie in the Stanley Cup Finals, recording five vs Minnesota...In **1991-92**, ranked fourth on the team in goals, scoring 32 and was fifth in points with 69...Recorded 22 multiple point games, including six multiple goal games...The Penguins were 17-7-2 in games that he scored a goal...Recorded 15 of his 32 goals vs Patrick Division teams and 17 of his 32 goals in the third period of games...Received a 10-game suspension from the NHL on Jan. 27 for physical abuse of an official on Jan. 26 at Washington...Finished with a +12 rating, which was tied for the fourth best on the team...In the playoffs, finished fourth in league playoff scoring with 24 points and fourth in goals with 11...Had a nine-game scoring streak from May 7-26, recording 15 points (7+8)...Scored on the first-ever Penguins penalty shot in the playoffs on May 11 vs John Vanbiesbrouck of the NY Rangers...Scored in overtime in Game One on May 17 vs Boston in the Wales Conference Finals...Only the third player in NHL playoff history to score in overtime and on a penalty shot in the same year and only the fifth player in league playoff history to score in overtime and on a penalty shot in his career...Ranked second in the NHL with four game-winning goals in the playoffs... Had a point in 16 of the 21 playoff games... In **1992-93**, set single-season career-highs in goals with 34...Ranked fourth on the team in goals and fifth in assists (60) and points (94)...Finished fourth on the team and second among



forwards with a plus 30... Ranked second on the team with nine game-winning goals... Recorded a point in 52 of the 81 games he played, not going for more than four consecutive games without recording a point... Scored two goals in overtime (Dec. 17 at Philadelphia and Mar. 11 vs the Kings)... Recorded his first career short-handed goal on November 21 vs the Devils... Recorded 32 multiple point games, including three multiple goal games... Was stopped by Don Beaupre on a penalty shot on January 26 vs the Capitals... Set a club record for the most shots on goal by a player in a period, with seven in the third period on November 7 at Toronto... Ranked third on the team with 242 shots on goal... 16 of his 34 goals were scored in 36 games vs Patrick Division teams... Suffered a separated shoulder on February 23 vs the Devils and missed the next three games... Played in all 12 playoff games, recording nine points (5+4)... Was tied for fourth on the team in goals and was third with 23 penalty minutes.

CZECHOSLOVAKIA CAREER: In 1989-90, led Kladno with 60 points in 51 games... Led his team in goals (30) and finished second in assists (30).


INTERNATIONAL CAREER: Played for the 1990 Czechoslovakian team in the World Junior Tournament, held in Helsinki, Finland... Finished second in tournament scoring with 18 points (5+13) and was selected to the tournament all-star team... Played for the Czechoslovakian team at the 1990 World Championships in Switzerland and the 1994 World Championships in Italy... Was a member of the Czechoslovakian 1991 Canada Cup Team.

PERSONAL: Spent most of the off-season in his hometown of Kladno, Czechoslovakia... Was the first Czechoslovakian player to attend an NHL draft without having to defect... Enjoys listening to music and playing video games... Likes to travel... Is interested in Czechoslovakian history... His mother lived with him in Pittsburgh last season... Has one sister.

AMATEUR and PROFESSIONAL PLAYING RECORD

SEASON	TEAM	LEAGUE	REGULAR SEASON					PLAYOFFS				
			GP	G	A	PTS	PIM	GP	G	A	PTS	PIM
1988-89	Kladno	Czech.	39	8	10	18	4	-	-	-	-	-
1989-90	Kladno (a)	Czech.	51	30	29	59	-	-	-	-	-	
1990-91	PITTSBURGH (b)	NHL	80	27	30	57	42	24	3	10	13	6
1991-92	PITTSBURGH	NHL	70	32	37	69	34	21	11	13	24	6
1992-93	PITTSBURGH	NHL	81	34	60	94	61	12	5	4	9	23
1993-94	PITTSBURGH	NHL	80	32	67	99	61	6	2	4	6	16
NHL & PGH TOTALS			311	125	194	319	198	63	21	31	52	51

a - June, 1990 - Drafted by Pittsburgh in 1990 Entry Draft. First Penguins pick, fifth overall, in the first round.
 b - NHL All-Rookie Team (1990-91)



GRANT JENNINGS

3

Defense

HT/WT: 6' 3" 200 lbs. **Shoots:** Left **Age:** 28

Born: Hudson Bay, Sask., May 5, 1965

Acquired: Traded by Hartford to Pittsburgh with Ron Francis and Ulf Samuelsson for John Cullen, Zarley Zalapski and Jeff Parker on March 4, 1991.

CAREER HIGHLIGHTS

MILESTONES ACHIEVED: 300th Game (11/6/93 at Los Angeles).

MILESTONES WITHIN REACH: (current total): 400 games (348).

FIRST NHL GAME: Oct. 6, 1988 - a 5-2 Hartford loss vs Quebec.

FIRST NHL POINT: Oct. 19, 1988 - an assist on a Dave Tippett goal in a 5-4 Hartford loss at Montreal.

FIRST NHL GOAL: Oct. 22, 1988 - in an 8-6 Hartford win vs Philadelphia vs Mark LaForest.

MOST GOALS, GAME: 2-Mar. 31, 1992 in a 6-5 Pittsburgh win vs Philadelphia.

MOST ASSISTS, GAME: 2-Four times.

MOST POINTS, GAME: 2-Six times.

MOST PENALTY MINUTES, GAME: 24-Dec. 26, 1989 in a 3-3 Hartford tie at Quebec.

CAREER RECORD VS

Team	GP	G	A	PTS	PIM
Anaheim	1	0	0	0	0
Boston	25	2	1	3	34
Buffalo	21	0	3	3	41
Calgary	11	0	1	1	18
Chicago	12	2	2	4	35
Dallas	12	0	3	3	31
Detroit	10	0	2	2	30
Edmonton	14	2	1	3	24
Florida	3	0	0	0	2
Hartford	9	0	0	0	17
Los Angeles	10	0	0	0	17
Montreal	23	0	4	4	54
New Jersey	16	1	0	1	35
NY Islanders	24	0	4	4	29
NY Rangers	20	1	1	2	63
Ottawa	6	0	1	1	6
Philadelphia	23	3	0	3	41
Pittsburgh	7	1	3	4	16
Quebec	23	1	5	6	123
San Jose	4	0	1	1	2
St. Louis	12	0	1	1	11
Tampa Bay	5	0	0	0	15
Toronto	10	0	2	2	12
Vancouver	14	1	1	2	30
Washington	23	0	1	1	34
Winnipeg	10	0	0	0	13
TOTAL	348	14	37	51	733

1993-94: Played in 61 games, the second highest single-season total in his career (64 in 1989-90 with Hartford)...Was a plus or even player in 42 games...Scored both of his goals and all six of his points against Northeast Division opponents...Recorded five of his six points during the first half of the season...Played in his 300th career game on November 7 at Anaheim...Played in a season high 14 consecutive games from December 28 to January 31...Missed 14 games with injuries, including seven games with a groin injury. **PLAYOFFS:** Played in three games, recording no points and two penalty minutes.

CAREER: Signed in June of 1985 as a free agent by Washington...Played in his first NHL game in the 1988 playoffs for the Capitals...Acquired in July of 1988 by Hartford from Washington...In 1988-89, played in 55 games with Hartford, compiling a +17 rating, the best among NHL rookie defensemen...Recorded career-highs in assists (10) and points (13)...Missed 19 games due to a shoulder injury...Set a Whalers rookie record with 159 penalty minutes...In 1989-90 played in a career-high 64 games, missing 15 games due to injuries...In 1990-91 was acquired by Pittsburgh in a six-player trade on March 4, scoring his first goal as a Penguin in his first game on Mar. 5 vs Vancouver...Was plus or even in 10 of the 13 playoff games he played...In 1991-92 recorded a personal single-season career high with four goals...Scored two short-handed goals, which tied the club record for the most short-handed goals in a season by a defenseman...Scored two goals on March 31 vs Philadelphia, the first two-goal game of his career...In the playoffs, played in 10 of the club's 21 playoff games, recording no points and 12 penalty minutes...In 1992-93 played in 58 games and was a plus or even player in 43...Finished the season with a plus six rating...Recorded his 600th career penalty minute on April 1 vs Hartford...Played in 100th career game with the Penguins on January 28 vs the NY Islanders...Recorded a season-high six shots on February 14 at Buffalo...Played in all 12 playoffs games, recording eight penalty minutes and a plus one rating.

MINOR LEAGUE CAREER: Played most of three consecutive seasons with Binghamton (AHL) under coach Larry Pleau...His best season was 1987-88, when he recorded 14 points (2+12) and 195 penalty minutes in 56 games.



JUNIOR CAREER: Played with Saskatoon (WHL), where he was a teammate of Joey Kocur (NY Rangers) and Wendel Clark (Quebec)...Played only 46 games in 1984-85 due to a shoulder injury.


PERSONAL: Grant and wife Susan were married during the summer of 1992...Split the off-season between Melfot, Sask and Pittsburgh...Has an older brother and a younger sister ...Enjoys fishing and golf...Enjoys building radio controlled airplanes...His grandfather, Harry Stacey, coached and played for Belgium in the 1936 Olympics.



AMATEUR and PROFESSIONAL PLAYING RECORD

SEASON	TEAM	LEAGUE	REGULAR SEASON					PLAYOFFS				
			GP	G	A	PTS	PIM	GP	G	A	PTS	PIM
1983-84	Saskatoon	WHL	64	5	13	18	102	-	-	-	-	-
1984-85	Saskatoon (a)	WHL	47	10	24	34	134	2	1	0	1	2
1985-86	Binghamton	AHL	51	0	4	4	109	-	-	-	-	-
1986-87	Fort Wayne	IHL	3	0	0	0	0	-	-	-	-	-
	Binghamton	AHL	47	1	5	6	125	13	0	2	2	17
1987-88	Washington (b)	NHL	-	-	-	-	-	1	0	0	0	0
	Binghamton	AHL	56	2	12	14	195	3	1	0	1	15
1988-89	Hartford	NHL	55	3	10	13	159	4	1	0	1	17
	Binghamton	AHL	2	0	0	0	2	-	-	-	-	-
1989-90	Hartford	NHL	64	3	6	9	171	7	0	0	0	13
1990-91	Hartford (c)	NHL	44	1	4	5	82	-	-	-	-	-
	PITTSBURGH	NHL	13	1	3	4	26	13	1	1	2	16
1991-92	PITTSBURGH	NHL	53	4	5	9	104	10	0	0	0	12
1992-93	PITTSBURGH	NHL	58	0	5	5	65	12	0	0	0	8
1993-94	PITTSBURGH	NHL	61	2	4	6	126	3	0	0	0	2
NHL TOTALS			348	14	37	51	733	50	2	1	3	68
PGH TOTALS			185	7	17	24	321	38	1	1	2	38

a - June 25, 1985 - Signed as a free agent by Washington.
 b - July 6, 1988 - Traded to Hartford by Washington with Ed Kastelic for Neil Sheehy and Mike Millar.
 c - Mar. 4, 1991 - Traded to Pittsburgh by Hartford with Ron Francis and Ulf Samuelsson for John Cullen, Zarley Zalapski and Jeff Parker.



SHAWN MCEACHERN

15

Center

HT/WT: 5' 11" 195 lbs. **Shoots:** Left **Age:** 25

Born: Waltham, Mass., February 28, 1969

Acquired: Pittsburgh sixth round choice, 110th overall, in 1987 Entry Draft

CAREER HIGHLIGHTS

MILESTONES ACHIEVED: 100th game (10/6/93 vs Vancouver)...100th point (3/19/94 vs Vancouver).

MILESTONES WITHIN REACH: (Current Total): 200 games (175)...100 assists (59).

FIRST NHL GAME: Mar. 3, 1992 - a 6-3 Pittsburgh win at Calgary.

FIRST NHL GOAL: Oct. 8, 1992 - a 7-3 Pittsburgh win vs NY Islanders vs Mark Fitzpatrick.

FIRST NHL POINT: Mar. 6, 1992 - an assist on a Bob Errey goal in a 7-3 Pittsburgh win at San Jose.

MOST GOALS, GAME: 2-Six times.

MOST ASSISTS, GAME: 3-Dec. 11, 1993 - in a 6-3 Los Angeles win vs St. Louis.

MOST POINTS, GAME: 3-Four times.

MOST PENALTY MINUTES, GAME: 10-Jan. 31, 1993 - in a 2-2 Pittsburgh tie at Washington.

CAREER RECORD VS.


Team	GP	G	A	PTS	PIM
Anaheim	5	3	1	4	2
Boston	8	3	3	6	2
Buffalo	7	0	6	6	2
Calgary	8	2	2	4	4
Chicago	4	0	0	0	0
Dallas	4	2	2	4	4
Detroit	7	4	3	7	0
Edmonton	7	1	2	3	0
Florida	3	1	1	2	0
Hartford	7	3	1	4	0
Los Angeles	3	0	2	2	2
Montreal	7	1	2	3	0
New Jersey	14	4	2	6	6
NY Islanders	10	1	5	6	2
NY Rangers	11	2	1	3	12
Ottawa	7	3	2	5	2
Philadelphia	8	3	3	6	6
Pittsburgh	2	0	1	1	4
Quebec	5	1	2	3	2
San Jose	6	1	1	2	2
St. Louis	5	3	4	7	0
Tampa Bay	5	2	3	5	2
Toronto	7	0	2	2	2
Vancouver	9	4	2	6	4
Washington	11	4	2	6	16
Winnipeg	5	0	4	4	4
TOTAL	175	48	59	107	80

1993-94: Began the season with the Los Angeles Kings, after being acquired from the Penguins on August 27 for Marty McSorley...Was reacquired by the Penguins along with Tomas Sandstrom on February 15, in exchange for McSorley and Jim Paek...In 49 games with the Kings, recorded 21 points (8+13), including three short-handed goals...Scored two short-handed goals on Dec. 11 vs St. Louis...After being reacquired by the Penguins, recorded a point in 15 of his 27 games, totaling 21 points (12+9)...The Penguins were 16-9-2 with McEachern in the lineup...Had a five-game goal scoring streak from Mar. 22 to Mar. 30, scoring six goals...Was tied for second in the NHL with a total of five short-handed goals...Had a plus 13 rating with the Penguins, and was a plus or even player in 23 of his 27 games with the Penguins...**PLAYOFFS:** Played in all six of the team's playoff games, scoring one goal.

NHL CAREER: Pittsburgh's sixth round choice (110th overall) in the 1987 Entry Draft...In 1991-92, while playing for the U.S. National Team, was signed by the Penguins to a multi-year contract on January 21...Joined the Penguins on February 28 following the Olympics...Played in 15 of the team's remaining 18 regular season games, recording four assists...In the playoffs, he played in 19 of the Penguins 21 playoff games...Scored his first NHL goal on May 13 vs the NY Rangers...Was stopped on penalty shot by John Vanbiesbrouck on May 13... Finished tied for third among NHL rookies with nine playoff points (2+7)... Ranked second among rookies with seven assists and a plus six rating...Was a plus or even player in 18 of the 19 playoff games he played...In 1992-93, finished seventh on the team in goals (28) and eighth in points (61)...Among NHL rookies, tied for fourth in goals, eighth in assists (33), sixth in points and fourth with a plus 21...Set a club rookie record with six game-winning goals, breaking Mike Bullard's record of five set in 1981-82... Among rookies in club history, finished sixth in goals, tied for fifth in assists and sixth in points...Recorded 16 multiple point games, including four two-goal games...One of two players to play in all 84 games, becoming only the sixth rookie in club history to play in every game in his first season...Scored his first regular season goal on October 8 against Mark Fitzpatrick of the New York Islanders...Had a season-high seven-game scoring streak recording 13 points (6+7) from October 13-27...Recorded five points (3+2) in 12 playoff games.

HIGH SCHOOL CAREER: Drafted by the Penguins out of Maitignon High School in Cambridge, Mass...Was a two-time Massachusetts Division Two Player of the Year...In 1987-88 led the state of Massachusetts in scoring with 92 points (52+40), while leading his team to its second straight state title, with a 24-0-0 record.

COLLEGE CAREER: In 1988-89 was Boston University's second leading scorer with 48 points and was tied for 10th in Hockey East scoring...Was again his team's second leading scorer in 1989-90, while being named to the Hockey East Second All-Star Team...Finished tied for seventh in league scoring with 56 points...Led Boston



University in scoring in **1990-91** with 82 points and ranked first on the team with a +55 rating...Named team's Most Valuable Player, while receiving First Team All-American Honors...Also was named to the Hockey East First All-Star Team...Ranks fifth in points (186), tied for eighth in goals (79) and eighth in assists (107) in Boston University history.

INTERNATIONAL CAREER: Was a member of the **1986** U.S. Select 17 Team...Was a member of U.S. Select Team that won a silver medal at the **1990** Goodwill Games in Seattle...Was a member of the U.S. National Team at the **1991** World Championships in Finland...In **1991-92**, played for the U.S. National Team on its pre-Olympic tour...Led the team with 49 points (26+23)... Was selected to play for the U.S. Olympic team at the 1992 Winter Olympics in Albertville, France...Played in eight games at the Olympics, scoring one goal.

PERSONAL: Shawn and wife Andea spent most of the summer boating and fishing near Gloucester, MA...His favorite team growing up was the Boston Bruins.



AMATEUR and PROFESSIONAL PLAYING CAREER

SEASON	TEAM	LEAGUE	REGULAR SEASON				PLAYOFFS					
			GP	G	A	PTS	PIM	GP	G	A	PTS	PIM
1987-88	Mattignon, H.S. (a)	USHS	16	25	22	47	-	-	-	-	-	-
1988-89	Boston University	HE	36	20	28	48	32	-	-	-	-	-
1989-90	Boston University (b)	HE	43	25	31	56	78	-	-	-	-	-
1990-91	Boston University (cd)	HE	41	34	48	82	43	-	-	-	-	-
1991-92	U.S. National		57	26	23	49	38	-	-	-	-	-
	U.S. Olympic		8	1	0	1	10	-	-	-	-	-
	PITTSBURGH	NHL	15	0	4	4	0	19	2	7	9	4
1992-93	PITTSBURGH (e)	NHL	84	28	33	61	46	12	3	2	5	10
1993-94	Los Angeles (f)	NHL	49	8	13	21	24	-	-	-	-	-
	PITTSBURGH	NHL	27	12	9	21	10	6	1	0	1	2
NHL TOTALS			175	48	59	107	80	37	6	9	15	16
PGH TOTALS			126	40	46	86	56	37	6	9	15	16

a - June, 1987 - Drafted by Pittsburgh in 1987 Entry Draft. Sixth Penguins pick, 110th overall, in the sixth round.


b - Hockey East Second Team All-Star (1989-90)

c - Hockey East First Team All-Star (1990-91)

d - NCAA East First Team All-Star (1990-91)

e - August 27, 1993 - Traded to Los Angeles by Pittsburgh for Marty McSorley.

f - February 15, 1994 - Traded to Pittsburgh by Los Angeles with Tomas Sandstrom for Jim Paek and Marty McSorley.



JIM MCKENZIE

33

Left Wing

HT/WT: 6' 3" 205 lbs. **Shoots:** Left **Age:** 24
Born: Gull Lake, Sask. November 3, 1969
Acquired: Traded by Dallas to Pittsburgh for Mike Needham on March 21, 1994.

CAREER HIGHLIGHTS

MILESTONES ACHIEVED: 200th game (12/8/93 vs Vancouver)...100th game (3/7/92 vs Vancouver).

MILESTONES WITHIN REACH: (Current Total): 300 games (248).

FIRST NHL GAME: Mar. 25, 1990 - a 4-2 Hartford win vs Pittsburgh.

FIRST NHL POINT: Dec. 29, 1990 - a goal in an 8-2 Hartford loss at Calgary.

FIRST NHL GOAL: Dec. 29, 1990 - in an 8-2 Hartford loss at Calgary vs Rick Wamsley.

MOST GOALS, GAME: 2 - Feb. 9, 1992 - in a 4-4 Hartford tie vs Minnesota.

MOST ASSISTS, GAME: 2 - Mar. 19, 1993 - in a 5-2 Hartford loss at Washington.

MOST POINTS, GAME: 2 - Feb. 9, 1992 - in a 4-4 Hartford tie vs Minnesota (2g) and Mar. 19, 1993 - in a 5-2 Hartford loss at Washington (2a).

MOST PENALTY MINUTES, GAME: 25 - Apr. 1, 1993 - in a 10-2 Hartford loss at Pittsburgh.

CAREER RECORD VS.


Team	GP	G	A	PTS	PIM
Anaheim	2	0	0	0	10
Boston	21	1	0	1	49
Buffalo	21	1	4	5	31
Calgary	9	1	0	1	31
Chicago	8	1	2	3	30
Dallas	7	2	0	2	12
Detroit	6	0	0	0	0
Edmonton	11	0	1	1	11
Florida	1	0	0	0	0
Hartford	1	0	0	0	6
Los Angeles	10	1	0	1	6
Montreal	19	1	0	1	36
New Jersey	13	2	0	2	17
NY Islanders	7	0	0	0	29
NY Rangers	9	2	1	3	21
Ottawa	7	0	1	1	32
Philadelphia	10	1	0	1	16
Pittsburgh	9	0	0	0	31
Quebec	20	1	0	1	57
San Jose	7	0	2	2	7
St. Louis	9	0	1	1	30
Tampa Bay	4	0	0	0	4
Toronto	6	0	0	0	22
Vancouver	12	0	1	1	12
Washington	9	0	2	2	21
Winnipeg	10	1	0	1	32
TOTAL	248	15	15	30	547

1993-94 Began the season with the Hartford Whalers, playing 26 of their first 31 games...Recorded three points (1+2) and 67 penalty minutes with the Whalers...His only goal was scored on opening night, October 6 at Montreal...Was traded by Hartford to Florida for defenseman Alexander Godyniuk on December 16...On that same day, Dallas acquired him from Florida for a conditional draft choice...Played in 34 of 39 games with Dallas, recording five points (2+3) and 63 penalty minutes...His first goal with Dallas was the game-winning goal on December 31 at Chicago...Was acquired on March 21 by Pittsburgh in exchange for Mike Needham...Played in his first game with the Penguins on March 22 vs San Jose...Played in 11 games with the Penguins, recording no points...Played in a career-high 71 games, recording eight points (3+5), only one point shy of matching his single-season career high of nine set in 1992-93...Played in his 200th NHL game on December 8 vs Vancouver, while with the Whalers. **PLAYOFFS:** Played in three of the Penguin's six playoff games recording no points.

NHL CAREER: Drafted by Hartford in the fourth round of the 1989 NHL Entry Draft...In 1989-90, played in five games for the Whalers, recording four penalty minutes...Played in his first NHL game on March 1990 against the Penguins...Started the 1990-91 season with Hartford, but was assigned to Binghamton (AHL) after the first game...Was recalled by the Whalers on December 21 and remained with the Whalers for the remainder of the season...Recorded seven points (4+3) in 41 games and was named the Favorite Whaler by the fans...In 1991-92, scored a career-high five goals...Recorded the only multiple goal game of his career on February 9, in a 4-4 tie vs Minnesota...Recorded career-highs during 1992-93 in assists (6), points (9) and penalty minutes (202)...Recorded 130 of his 202 penalty minutes on the road.

MINOR LEAGUE CAREER: In 1989-90, playing with Binghamton, ranked fifth on the team with 149 penalty minutes.

JUNIOR CAREER: In 1985-86, played defense with Moose Jaw (WHL)...In 1986-87 was switched to left wing, while still playing for Moose Jaw...In 1987-88 ranked seventh on the team with 134 penalty minutes...In 1989-89, while playing for Victoria (WHL), scored eight points (4+4) in a



single game...Ranked second on the team with 176 penalty minutes...During his junior career was a teammate of Theo Fleury (Calgary), Kelly Buchberger (Edmonton) and Lyle Odelein (Montreal).


PERSONAL: Jim and wife Cathy have one daughter Taylor (nine months) and live in Avon, CT during the summer...Enjoys golf, softball and weightlifting...Is the oldest of three children.



AMATEUR and PROFESSIONAL PLAYING RECORD

SEASON	TEAM	LEAGUE	REGULAR SEASON						PLAYOFFS			
			GP	G	A	PTS	PIM	GP	G	A	PTS	PIM
1985-86	Moose Jaw	WHL	3	0	2	2	0	-	-	-	-	-
1986-87	Moose Jaw	WHL	65	5	3	8	125	9	0	0	0	7
1987-88	Moose Jaw	WHL	62	1	17	18	134	-	-	-	-	-
1988-89	Victoria (a)	WHL	67	15	27	42	176	8	1	4	5	30
1989-90	Hartford	NHL	5	0	0	0	4	-	-	-	-	-
	Binghamton	AHL	56	4	12	16	149	-	-	-	-	-
1990-91	Hartford	NHL	41	4	3	7	108	6	0	0	0	8
	Springfield	AHL	24	3	4	7	102	-	-	-	-	-
1991-92	Hartford	NHL	67	5	1	6	87	-	-	-	-	-
1992-93	Hartford	NHL	64	3	6	9	202	-	-	-	-	-
1993-94	Dallas (d)	NHL	26	1	2	3	67	-	-	-	-	-
	PITTSBURGH	NHL	23	1	2	3	67	-	-	-	-	-
	PITTSBURGH	NHL	11	0	0	0	16	3	0	0	0	0
	NHL TOTALS		248	15	15	30	547	9	0	0	0	8
	PGH TOTALS		11	0	0	0	16	3	0	0	0	0

- a - June, 1989 - Drafted by Hartford in 1989 Entry Draft. Third Whalers pick, 73rd overall, fourth round.
- b - Dec. 16, 1993 - Traded by Hartford to Florida for Alexander Godynnyuk.
- c - Dec. 16, 1993 - Traded by Florida to Dallas for a conditional draft choice.
- d - March 21, 1994 - Traded by Dallas to Pittsburgh for Mike Needham.



JOE MULLEN

7

Right Wing

HT/WT: 5' 9" 180 lbs. **Shoots:** Right **Age:** 37
Born: New York, New York, February 26, 1957
Acquired: Traded by Calgary to Pittsburgh for Pittsburgh's second round choice in 1990
 Entry Draft on June 16, 1990.

CAREER HIGHLIGHTS


MILESTONES ACHIEVED: 900th game (2/17/94 vs Hartford)...900th point (2/27/93 vs Tampa Bay)...400th goal (3/17/92 vs Edmonton)...500th assist (12/19/93) vs NY Islanders.
MILESTONES WITHIN REACH: (Current Total): 1,000 games (926); 1,000 points (989); 500 goals (471).
CAREER HAT TRICKS: 11.
FIRST NHL GAME: October 6, 1981 - a 6-2 St. Louis win vs Pittsburgh.
FIRST NHL POINT: October 6, 1981 - an assist on a Mike Zuke goal in an 6-2 St. Louis win vs Pittsburgh.
FIRST NHL GOAL: January 5, 1982 - in a 4-1 St. Louis win vs Minnesota vs Gilles Meloche.
MOST GOALS, GAME: 4 - Four times.
MOST ASSISTS, GAME: 3 - 10 times.
MOST POINTS, GAME: 6 - Jan. 5, 1989 in an 8-6 Calgary win vs Los Angeles (4g,2a) and Dec. 26, 1991 in a 12-1 Pittsburgh win vs Toronto.
MOST PENALTY MINUTES, GAME: 10 - Feb. 16, 1992 in a 3-3 Pittsburgh tie at Philadelphia.

CAREER RECORD VS

Team	GP	G	A	PTS	PIM
Anaheim	2	1	2	3	0
Boston	39	15	23	38	4
Buffalo	37	22	21	43	8
Calgary	19	7	10	17	0
Chicago	43	23	24	47	6
Dallas	54	28	32	60	6
Detroit	52	32	28	60	8
Edmonton	55	29	31	60	10
Florida	4	2	1	3	0
Hartford	33	18	16	34	10
Los Angeles	56	40	31	71	17
Montreal	33	10	11	21	14
New Jersey	47	19	29	48	17
NY Islanders	45	23	20	43	15
NY Rangers	46	25	28	53	20
Ottawa	8	4	2	6	2
Philadelphia	44	19	20	39	18
Pittsburgh	24	12	23	35	6
Quebec	36	17	17	34	10
San Jose	7	2	3	5	4
St. Louis	21	12	11	23	2
Tampa Bay	6	5	1	6	2
Toronto	52	38	38	76	14
Vancouver	53	22	37	59	10
Washington	49	13	21	34	4
Winnipeg	61	33	38	71	26
TOTAL	926	471	518	989	231

1993-94: Ranked second on the team with 38 goals, his 10th career season with over 30 goals...Finished fifth on the team with 70 points...Led the team with 21 goals on the road...Was one of three players to play in all 84 Penguins games...Led the team with nine game-winning goals, which is one shy of the club record of 10 set by Mario Lemieux in 1992-93...Recorded a nine-game scoring streak from Dec. 4-26, recording 17 points (10+7)...Is the highest scoring American-born player in NHL history, recording 989 points (471+518) in 926 games...Ranks 43rd in league history in career points (989) and 27th in goals (471)...Recorded 15 multiple point games, including four two-goal games...Recorded a plus nine rating...The Penguins had a record of 22-7-1 when he was a plus player...Set a single-season career-high, recording 41 penalty minutes...Played in his 900th career game on Feb. 17 vs Hartford...Recorded his 500th career assist on Dec. 19 vs the NY Islanders. **PLAYOFFS:** Played in all six games, recording one goal...Is the NHL's all-time leading playoff scorer among American-born players with 103 points.

NHL CAREER: Signed as a free agent by St. Louis in August of 1979...In **1981-82** became the first player to record over 20 goals in both the NHL (25 with St. Louis) and in the minor leagues (21 with Salt Lake) in the same season...During the **1982-83** season, suffered torn knee ligaments on Jan. 29 and missed the rest of the season...In **1983-84** set an NHL record for goals by an American-born player (since been broken) with 41...In **1984-85**, recorded 92 points (40+52), the second highest point total of his career...In **1985-86** was traded by St. Louis to Calgary...Led all playoff scorers with 12 goals, while finishing third in playoff points (19)...In **1986-87** scored 47 goals and won the Lady Byng Memorial Trophy...Was the first US-born player to win the Byng Trophy since 1936...Led the NHL with 12 game-winning goals...In **1987-88** scored 40 goals, the fifth consecutive season with over 40 goals...In **1988-89** set an NHL record for points by an American-born player (since been broken) with 110 points...Recorded a career-high in goals (51), assists (59) and points...Became the second oldest player to record 50 goals in NHL history...Played in the 1989 All-Star Game, recording three points (2+1)...Was selected to the NHL First All-Star Team and won his second Lady Byng Memorial Trophy...Is one of 13 players to have won the Lady Byng Memorial Trophy more than once...Led the NHL with a plus 51...In the 1989 playoffs, led all players with 16 goals, while helping Calgary win the Stanley Cup...In **1989-90** became the all-time leading American-born scorer, recording his 686th point on Jan. 13 at Toronto, passing Neil Broten...Recorded two points (1+1) in the 1990 All-Star Game in Pittsburgh...Acquired from Calgary by Pittsburgh in June of 1990...In **1990-91** missed the final 31 games of the regular season after having surgery on Feb. 6 to remove a herniated disk from his neck...Returned for the playoffs to record 17 points (8+9) in 22 games...Was tied for the playoff lead with a plus 17 rating...During the **1991-92** season ranked third on the team with 42 goals, his seventh season with 40 or more goals...Scored his 400th career goal on Mar. 17 vs Edmonton, becoming the first American-born player to record 400 career goals...Recorded back-to-back four goal games on Dec. 23 at the NY Islanders and Dec. 26 vs Toronto to become the first player in club history to accomplish this...Suffered a strained knee ligament on May 5 in Game Two of the Patrick Division Finals at the NY



Rangers and missed the remainder of the playoffs...Had surgery to repair the ligament on May 12...In **1992-93** ranked fifth on the team with 33 goals...Recorded his 900th career point on February 27 vs the Tampa Bay Lightning, becoming the 49th player and the first American-born player to record 900 points...Scored three goals on April 9 at the New York Rangers, his 11th career hat trick...Missed the first 11 games of the season due to the strained knee ligament suffered during the 1992 playoffs...Recorded six points (4+2) in 12 games in the 1993 playoffs...Recorded his 100th career playoff point on May 4 vs the Islanders, only the 40th player in NHL history to record 100 points in the playoffs.

MINOR LEAGUE CAREER: In **1979-80**, playing with Salt Lake (CHL), was named the CHL's top rookie...During the **1980-81** season with Salt Lake, he led the CHL in scoring with 117 points and was named the CHL's MVP.

AMATEUR CAREER: In **1974-75**, playing for the New York Westsiders, led the league in points with 182, including scoring 110 goals in 40 games...Was named the MVP of his league that season...During the **1975-76** season at Boston College, recorded 34 points (16+18) to finish fourth on the team in scoring as a freshman...In **1976-77**, led Boston College with 28 goals and was tied for second on the team in points with 54...In **1977-78**, recorded 68 points (34+34) during the season...Was named the 1978 ECAC Tournament MVP as he helped Boston College win the ECAC Tournament...In **1978-79** was named to the ECAC First All-Star Team for the second consecutive season...Recorded 212 points in 111 games, during his four-year career at Boston College.

INTERNATIONAL CAREER: Played for Team USA in the **1984, 1987** and **1991** Canada Cups...Is one of only six players to have played for Team USA in three Canada Cups...Is Team USA's all-time scoring leader in Canada Cup competition, with 12 points (6+6).

PERSONAL: Joe and wife Linda have three sons, Ryan (12), Michael (11), Patrick (8) and one daughter Erin (3)...Spent the off-season in Cape Cod, Mass...Learned to play hockey in a roller hockey league...Grew up in Hell's Kitchen, a section of midtown Manhattan's west side...Brother Brian plays for the NY Islanders.

AMATEUR and PROFESSIONAL PLAYING CAREER

SEASON	TEAM	LEAGUE	REGULAR SEASON					PLAYOFFS				
			GP	G	A	PTS	PIM	GP	G	A	PTS	PIM
1977-78	Boston College (a)	ECAC	34	34	34	68	12	-	-	-	-	-
1978-79	Boston College (ab)	ECAC	25	32	24	56	8	-	-	-	-	-
1979-80	Salt Lake (cd)	CHL	75	40	32	72	21	13	*9	11	20	0
	St. Louis	NHL	-	-	-	-	-	1	0	0	0	0
1980-81	Salt Lake (ef)	CHL	80	59	58	*117	8	17	11	9	20	0
1981-82	Salt Lake	CHL	27	21	27	48	12	-	-	-	-	-
	St. Louis	NHL	45	25	34	59	4	10	7	11	18	4
1982-83	St. Louis	NHL	49	17	30	47	6	-	-	-	-	-
1983-84	St. Louis	NHL	80	41	44	85	19	6	2	0	2	0
1984-85	St. Louis	NHL	79	40	52	92	6	3	0	0	0	0
1985-86	St. Louis (g)	NHL	48	28	24	52	10	-	-	-	-	-
	Calgary	NHL	29	16	22	38	11	21	*12	7	19	4
1986-87	Calgary (h)	NHL	79	47	40	87	14	6	2	1	3	0
1987-88	Calgary	NHL	80	40	44	84	30	7	2	4	6	10
1988-89	Calgary (hij)	NHL	79	51	59	110	16	21	*16	8	24	4
1989-90	Calgary (k)	NHL	78	36	33	69	24	6	3	0	3	0
1990-91	PITTSBURGH	NHL	47	17	22	39	6	22	8	9	17	4
1991-92	PITTSBURGH	NHL	77	42	45	87	30	9	3	1	4	4
1992-93	PITTSBURGH	NHL	72	33	37	70	14	12	4	2	6	6
1993-94	PITTSBURGH	NHL	84	38	32	70	41	6	1	0	1	2
NHL TOTALS			926	471	518	989	231	160	60	43	103	38
PGH TOTALS			280	130	136	266	91	49	16	12	28	16

* - League-leading figure

a - ECAC First Team All-Star (1977-78 & 1978-79)

b - August 16, 1979 - Signed as a free agent by St. Louis

c - CHL Second Team All-Star (1979-80)

d - Won McKenzie Trophy (CHL's Top Rookie, 1979-80)

e - CHL First Team All-Star (1980-81)

f - Won Tommy Ivan Trophy (CHL's MVP, 1980-81)


g - Feb. 1, 1986 - Traded to Calgary by St. Louis with Terry Johnson and Rik Wilson for Ed Beers, Charlie Bourgeois and Gino Cavallini.

h - Won Lady Byng Trophy (1986-87 & 1988-89)

i - NHL First Team All-Star (1988-89)

j - NHL Plus/Minus Leader (1988-89)

k - June 16, 1990 - Traded to Pittsburgh by Calgary for Pittsburgh's second round choice in the 1990 Entry Draft.



LARRY MURPHY

55

Defense

HT/WT: 6' 2" 210 lbs. **Shoots:** Right **Age:** 33
Born: Scarborough, Ontario, March 8, 1961
Acquired: Traded by Minnesota to Pittsburgh with Peter Taglianetti for Jim Johnson and Chris Dahlquist on December 11, 1990.

CAREER HIGHLIGHTS

MILESTONES ACHIEVED: 1000th game (2/27/93 vs Tampa Bay)...900th point (3/19/94 vs Vancouver)...600th assist (12/23/92 at Philadelphia)...200th goal (3/30/93 vs Ottawa).

MILESTONES WITHIN REACH: (Current Total): 700th assist (687).

FIRST NHL GAME: Oct. 11, 1980 - an 8-1 Los Angeles win vs Detroit.

FIRST NHL POINT: Oct. 11, 1980 - an assist an 8-1 Los Angeles win vs Detroit.

FIRST NHL GOAL: Oct. 16, 1980 - in a 6-4 Los Angeles win vs Quebec vs Michel Dion.

MOST GOALS, GAME: 2 - 20 times.

MOST ASSISTS, GAME: 5 - Oct. 17, 1989 in a 6-3 Minnesota win at the NY Islanders.

MOST POINTS, GAME: 5 - Oct. 17, 1989 in a 6-3 Minnesota win at the NY Islanders (5a).


MOST PENALTY MINUTES, GAME: 22 - Oct. 17, 1990 in 5-2 Minnesota loss at Los Angeles.

CAREER RECORD VS

Team	GP	G	A	PTS	PIM
Anaheim	2	0	2	2	0
Boston	46	4	32	36	48
Buffalo	46	10	22	32	56
Calgary	48	9	36	45	27
Chicago	46	8	35	43	44
Dallas	36	8	29	37	28
Detroit	51	6	36	42	26
Edmonton	51	8	42	50	25
Florida	4	1	2	3	4
Hartford	42	10	28	38	63
Los Angeles	30	7	21	28	38
Montreal	43	11	11	22	10
New Jersey	85	16	52	68	83
NY Islanders	75	16	44	60	50
NY Rangers	78	15	36	51	52
Ottawa	9	4	3	7	0
Philadelphia	76	11	44	55	83
Pittsburgh	56	17	42	59	34
Quebec	44	8	28	36	32
San Jose	7	3	4	7	2
St. Louis	49	12	30	42	33
Tampa Bay	6	1	6	7	2
Toronto	50	8	25	33	25
Vancouver	47	6	27	33	63
Washington	33	10	24	34	22
Winnipeg	44	11	26	37	28
TOTALS	1104	220	687	907	878

1993-94: Finished seventh among NHL defensemen in scoring with 73 points (17+56)...Led all Penguins defensemen in scoring for the third straight season... Ranked third on the team among defensemen with a plus 10 rating...One of three players to play in all 84 games for the Penguins...Did not go for more than four consecutive games without recording a point...Ranked third among NHL defensemen with 41 even-strength points...Was on the ice for 65 of the team's 76 power play goals (85.5%) and for 164 of the team's 299 total goals (54.8%)...The Penguins were 11-2-4 in games that he scored a goal and 3-19-6 when he was a minus player...Ranks sixth among NHL defensemen in career points (907), ninth in goals (220) and fifth in assists (687). **PLAYOFFS:** Led the team with five assists...Holds the club record for the most career playoff points (57) among defensemen.

NHL CAREER: Was selected by Los Angeles in the first round (4th overall) of the 1980 Entry Draft...In **1980-81**, set NHL rookie records for defensemen with 76 points and 60 assists, which still stands today...Was runner-up to Peter Stastny for NHL Rookie of the Year...In **1981-82**, ranked fourth on the Kings in scoring with 66 points (22+44)...During the **1982-83** season, became the Kings all-time leading scorer among defensemen, in only his third season...Was traded in October of 1983 to Washington where he was paired with Rod Langway, leading the Capitals defensemen in scoring with 46 points (13+33) in **1983-84**...In **1984-85** again led Washington defensemen in points with 55...In **1985-86**, recorded 21 goals and 65 points to lead the Capitals defensemen in scoring...In **1986-87**, was named to the NHL Second All-Star Team and was a finalist for the Norris Trophy...Led all NHL defensemen in goals with a career-high 23...Led the Capitals in points (81), assists (58) and with a plus 25 rating...In **1987-88**, finished third on the Capitals' with 61 points...In **1988-89**, was traded by Washington to Minnesota in March...In **1989-90**, his only full season with Minnesota, finished seventh among NHL defensemen with 68 points...In **1990-91**, was acquired by Pittsburgh in December, recording a point in 25 of the 44 games he played with Pittsburgh...In the 1991 playoffs, recorded 23 points (5+18), the fifth highest total in league playoff history by a defenseman...Recorded nine assists in the finals vs Minnesota, which is the highest total by a defenseman in a Stanley Cup Final series...Was tied for the league lead with a plus 17 rating...In **1991-92**, finished fourth among all NHL defensemen with 77 points...Was tied for second among defensemen in the league with 21 goals...Finished tied for fifth in the NHL with a plus 33 rating and was a plus or even player in 56 of his 77 games...Tied club records for the most game-winning (3) and short-handed (2) goals by a defenseman in a single season...In the playoffs, finished second among defensemen in scoring with 16 points (6+10), and was tied for the lead in goals with six...With six goals, set a club playoff record for the most goals in a single playoff season by a defenseman...Had an eight game-scoring streak from April 27 to May 11, recording 11 points (4+7)...In **1992-93**, finished third among all NHL defensemen in scoring with



85 points (22+63)...Was a finalist for the Norris Trophy (best defenseman) and was named to the NHL Second All-Star Team...Set single-season career highs for assists (63) and points (85)...With 22 goals, fell one short of tying his single-season career high set in 1986-87...Recorded over 20 goals for the fifth time in his career...Played in his 1,000th career game on February 27 vs the Tampa Bay Lightning...The Penguins record when he scored a goal was 16-2-1...Ranked second in the NHL with a plus 45 rating and was a plus or even player in 62 of his 83 games...Was on the ice for 225 of the team's 367 goals (61.3%), including 83 of the team's 105 power play goals (79.0%)...In the playoffs, recorded 13 points (2+11) in 12 playoff games, finishing second among defensemen in points during the playoffs...Led all NHL defensemen in assists in the playoffs with 11.

JUNIOR CAREER: In 1978-79, played on the Memorial Cup winning Peterborough Petes (OHA)...In 1979-80, playing again for Peterborough, was selected as the top defenseman in the OHA, as his team went to the Memorial Cup Finals...Was also selected to the OHA First All-Star Team.


INTERNATIONAL CAREER: Played in the World Championships in 1985 (Prague, Czechoslovakia) and in 1987 (Vienna, Austria) for Team Canada...Was a member of the tournament-winning Team Canada in the 1987 and 1991 Canada Cup Tournaments, recording nine points (1+8) in 16 career games.

PERSONAL: Larry and wife Nancy have two daughters, Madison (5 years) and Alexa (2 1/2 years)...Spent most of the off-season in Pittsburgh...Began to skate at the age of five...Was the youngest member of a Canadian Midget hockey team that visited Russia for the World Championships in 1976...Has one brother...Is a partner in the financial management company D. B. Root & Co. of Pittsburgh.

AMATEUR and PROFESSIONAL PLAYING RECORD

SEASON	TEAM	LEAGUE	REGULAR SEASON				PLAYOFFS					
			GP	G	A	PTS	PIM	GP	G	A	PTS	PIM
1978-79	Peterborough	OHA	66	6	21	27	82	19	1	9	10	42
1979-80	Peterborough (ab)	OHA	68	21	68	89	88	14	4	13	17	20
1980-81	Los Angeles	NHL	80	16	60	76	79	4	3	0	3	2
1981-82	Los Angeles	NHL	79	22	44	66	95	10	2	8	10	12
1982-83	Los Angeles	NHL	77	14	48	62	81	-	-	-	-	-
1983-84	Los Angeles (c)	NHL	6	0	3	3	0	-	-	-	-	-
	Washington	NHL	72	13	33	46	50	8	0	3	3	6
1984-85	Washington	NHL	79	13	42	55	51	5	2	3	5	0
1985-86	Washington	NHL	78	21	44	65	50	9	1	5	6	6
1986-87	Washington (d)	NHL	80	23	58	81	39	7	2	2	4	6
1987-88	Washington	NHL	79	8	53	61	72	13	4	4	8	33
1988-89	Washington (e)	NHL	55	7	29	36	70	-	-	-	-	-
	Minnesota	NHL	13	4	6	10	12	5	0	2	2	8
1989-90	Minnesota	NHL	77	10	58	68	44	7	1	2	3	31
1990-91	Minnesota (f)	NHL	31	4	11	15	38	-	-	-	-	-
	PITTSBURGH	NHL	44	5	23	28	30	23	5	18	23	44
1991-92	PITTSBURGH	NHL	77	21	56	77	48	21	6	10	16	19
1992-93	PITTSBURGH (d)	NHL	83	22	63	85	73	12	2	11	13	10
1993-94	PITTSBURGH	NHL	84	17	56	73	44	6	0	5	5	0
NHL TOTALS			1104	220	681	907	879	130	28	73	101	177
PGH TOTALS			288	65	198	263	197	62	13	44	57	73

- a - June, 1980 - Drafted by Los Angeles in 1980 NHL Entry Draft. First Kings pick, fourth overall, first round.
b - OHA First Team All-Star (1979-80).
c - Oct. 18, 1983 - Traded to Washington by Los Angeles for Ken Houston and Brian Engblom.
d - NHL Second Team All-Star (1986-87 & 1992-93).
e - March 7, 1989 - Traded to Minnesota by Washington with Mike Gartner for Dino Ciccarelli and Bob Rouse.
f - December 11, 1990 - Traded to Pittsburgh by Minnesota with Peter Taglianetti for Jim Johnson and Chris Dahlquist.



MARKUS NASLUND

29

Left Wing/Right Wing

HT/WT: 5' 11" 185 lbs. **Shoots:** Left **Age:** 21
Born: Bonassund, Sweden, July 30, 1973
Acquired: Pittsburgh's first round draft choice,
 16th overall, 1991 Entry Draft.

CAREER HIGHLIGHTS

MILESTONES WITHIN REACH: (Current Total): 100 games (71).
FIRST NHL GAME: Oct. 5, 1993 - a 4-3 loss at Philadelphia.
FIRST NHL POINT: Oct. 10, 1993 - an assist on a Martin Straka goal in a 7-4 loss at Quebec.
FIRST NHL GOAL: Nov. 9, 1993 - in a 3-3 tie at St. Louis vs Curtis Joseph.
MOST GOALS, GAME: 1-Four Times.
MOST ASSISTS, GAME: 2-Jan. 29, 1994 in a 4-4 tie at Toronto.
MOST POINTS, GAME: 2-Jan. 29, 1994 in a 4-4 tie at Toronto (2a).
MOST PENALTY MINUTES, GAME: 5-Dec. 4, 1993 in a 7-6 overtime win at Hartford.


CAREER RECORD VS

Team	GP	G	A	PTS	PIM
Anaheim	2	0	1	1	2
Boston	5	0	1	1	0
Buffalo	4	0	0	0	0
Calgary	1	0	0	0	0
Chicago	2	0	0	0	0
Dallas	2	1	0	1	2
Detroit	2	0	0	0	0
Edmonton	2	0	0	0	2
Florida	3	0	0	0	0
Hartford	4	1	0	1	5
Los Angeles	2	0	0	0	0
Montreal	5	0	0	0	0
New Jersey	3	0	0	0	0
NY Islanders	4	0	0	0	0
NY Rangers	3	0	0	0	0
Ottawa	3	0	1	1	2
Philadelphia	4	0	1	1	4
Quebec	5	1	1	2	0
San Jose	1	0	0	0	2
St. Louis	2	1	0	1	0
Tampa Bay	4	0	0	0	0
Toronto	1	0	2	2	2
Vancouver	2	0	0	0	0
Washington	3	0	0	0	2
Winnipeg	2	0	0	0	4
TOTAL	71	4	7	11	27

1993-94: Was signed by the Penguins on September 9, 1993...Played in 71 games during his rookie season, recording 11 points (4+7)...Played in his first NHL game on October 5 at Philadelphia...Recorded his first point, assisting on Martin Straka's goal at Quebec on October 10...Scored his first goal on November 9 at St. Louis in a 3-3 overtime tie...Had one multiple point game during the season, on January 29 at Toronto, recording two assists...Had a season-high three-game scoring streak from January 25-29, recording four points (1+3)...Played in the first 40 games of the season with the Penguins...Did not miss a game due to injury during the season...Was assigned to Cleveland (IHL) four times during the season, January 5, January 12, January 19 and March 10...Played in a total of five games, recording one goal, six assists for seven points and four penalty minutes. **PLAYOFFS:** Did not dress for any of the Penguins playoff games.

CAREER: In **1991-92** led his team (MoDo) in goals with 22 and points with 39...Was tied for fifth in the league in goals and ranked 13th in points... Played in the 1992 World Junior Tournament for Team Sweden...Finished tied for first in goals with eight and tied for third in points with 10...In **1992-93**, was tied for second on his team and tied for sixth in the league in scoring with 39 points...Finished fourth in the league in goals with 22...Recorded 15 points (6+9) in his last 14 games...Was a member of Team Sweden that won the silver medal at the 1993 World Championship, recording two points (1+1) in eight games...Was a member of the Swedish Team that won the silver medal at the 1993 World Junior Championships...Led the World Junior Tournament with 13 goals, while finishing second in assists (11) and points (24)...Was named to the World Junior Championship First All-Star Team...Holds World Junior Hockey Championship record for the most goals in one year (13)...During the 1992 and 1993 Penguins training camps, has led all scorers in the Training Camp Tournament ...In 1992, recorded eight points (5+3) and in 1993 recorded seven points (5+2).


PERSONAL: Markus and wife Lotta were married this summer in Sweden.



AMATEUR and PROFESSIONAL PLAYING RECORD

SEASON	TEAM	LEAGUE	GP	REGULAR SEASON				PLAYOFFS				
				G	A	PTS	PIM	GP	G	A	PTS	PIM
1990-91	MoDo (a)	Sweden	32	10	9	19	14	-	-	-	-	-
1991-92	MoDo	Sweden	39	22	18	40	54	-	-	-	-	-
1992-93	MoDo	Sweden	39	22	17	39	67	3	3	2	5	0
1993-94	PITTSBURGH	NHL	71	4	7	11	27	-	-	-	-	-
	Cleveland	IHL	5	1	6	7	4	-	-	-	-	-
NHL & PGH TOTALS			71	4	7	11	27	-	-	-	-	-

a - June, 1991 - Drafted by Pittsburgh in 1991 NHL Entry Draft. First Penguins pick, 16th overall, in the first round.



LUC ROBITAILLE

20

Left Wing

HT/WT: 6' 1" 195 lbs. **Shoots:** Left **Age:** 28
Born: Montreal, Que., February 17, 1966
Acquired: Traded by Los Angeles to Pittsburgh for Rick Tocchet, and Pittsburgh's second round draft choice in 1995 Entry Draft.

CAREER HIGHLIGHTS

MILESTONES ACHIEVED: 600th game (1/15/93 at New Jersey)...300th goal (11/8/92 at San Jose)...400th assist (1/29/94 vs Anaheim)...800th point (4/13/94 vs Calgary).

MILESTONES WITHIN REACH: (current total): 700 games (640); 400 goals (392); 900 points (803).

NHL HAT TRICKS: 11.

FIRST NHL GAME: Oct. 9, 1986 - in a 4-3 Los Angeles loss vs St. Louis.

FIRST NHL POINT: Oct. 15, 1984 - a goal in a 5-2 Philadelphia loss at Montreal.

FIRST NHL GOAL: Oct. 9, 1986 - in a 4-3 Los Angeles loss at St. Louis vs Rick Wamsley.

MOST GOALS, GAME: 4 - Feb. 6, 1992 - in a 5-5 tie vs Hartford and Nov. 25, 1993 - in an 8-6 Los Angeles loss at Quebec.

MOST ASSISTS, GAME: 4 - Three times.


MOST POINTS, GAME: 6 - Mar. 30, 1988 in a 9-7 Los Angeles win vs Calgary (2g,4a).

CAREER RECORD VS

Team	GP	G	A	PTS	PIM
Anaheim	6	2	3	5	4
Boston	22	14	15	29	14
Buffalo	22	12	12	24	30
Calgary	60	43	42	85	56
Chicago	27	11	11	22	20
Dallas	25	15	14	29	36
Detroit	24	18	26	44	8
Edmonton	60	38	44	82	70
Florida	2	1	1	2	2
Hartford	22	21	15	36	20
Montreal	21	14	9	23	18
New Jersey	22	11	11	22	8
NY Islanders	21	9	16	25	8
NY Rangers	22	11	12	23	27
Ottawa	4	2	4	6	4
Philadelphia	22	13	8	21	22
Pittsburgh	22	12	12	34	2
Quebec	20	25	12	37	10
San Jose	20	14	14	28	16
St. Louis	25	16	13	29	16
Tampa Bay	5	2	4	6	8
Toronto	26	17	18	35	32
Vancouver	60	32	39	71	62
Washington	22	12	15	27	8
Winnipeg	58	27	31	58	61
TOTAL	640	392	411	803	562

1993-94: Acquired by the Penguins on July 29, 1994 from Los Angeles, in exchange for Rick Tocchet and the Penguins second round draft choice in the 1995 Entry Draft...Extended his streak of consecutive seasons with 40-or-more goals to eight by leading the Kings in goals with 44...Is the third longest streak in league history and the longest active streak of his kind...Led the Kings in goals for the fifth straight season, while finishing second on the team in points (86)...Ranked third in the league in power play goals with 24, one behind league leaders Brett Hull and Pavel Bure...Set a club record on Nov. 25 at Quebec, scoring four power play goals in a single game...Recorded an assist on Wayne Gretzky's 802nd career goal on Mar. 23 vs Vancouver...Missed one game (Jan. 31 at Vancouver with a sore ankle), which snapped his consecutive games-played streak at 269...Ranks third in Kings history in goals (392) and points (803) and fifth in assists (411) and games played (640).

NHL CAREER: Drafted in the 1984 Entry Draft by the Kings in the ninth round (171st overall)...In **1986-87** was the first Kings player to win the Calder Trophy as the NHL's best rookie...Was also named to the NHL's Second All-Star Team and to the All Rookie team at left wing...Led all rookies with 45 goals and 84 points...Was the first Kings rookie to lead the team in goals and points...In **1987-88** led the Kings in scoring with 111 points and was named to the NHL's First All-Star Team...Scored on his first-ever penalty shot on Oct. 25 at Winnipeg against Eldon Reddick...Voted to start in the 1988 All-Star Game in St. Louis, recording three points (2+1)...In **1988-89**, was again named to the league's First All-Star Team, recording 98 points...Recorded two points (1+1) as the starting left wing in the 1989 NHL All-Star Game in Edmonton...In **1989-90**, was named to the NHL First All-Star Team at left wing...Was the highest scoring left wing in the NHL, with 101 points, for the third straight year...Led the NHL with a shooting percentage of 24.8%...Was again the starting left wing on the Campbell Conference Team in the 1990 All-Star Game held in Pittsburgh...In **1990-91** was tied for the team lead in goals with 45 and ranked second in assists (46) and points (91)...Was named to the NHL's First All-Star Team for the fourth straight season...Again led all NHL left wings in points... Led the Kings with 16 points and 12 goals in the playoffs...Was the starting left wing in the 1991 All-Star Game in Chicago...In **1991-92** had a career high 63 assists and set a Kings record with 26 power play goals...Led the Kings with 44 goals...Was named to the league's Second All-Star Team...Scored on a penalty shot vs Hartford against Kay Whitmore...Was named as the Kings Most Popular Player and won the team's community service award...Was the starting left wing in Philadelphia for the 1992 All-Star Game...In **1992-93** set NHL records for the most goals (63) and points (125) in one season by a left wing...Finished ninth in league scoring with 125 points and fourth in goals (63)...Led the Kings in goals, assists (62), points, power play goals (24) and game-winning goals (8)...His 63 goals, were the second most in a single season in club history (Bernie Nicholls - 70 in 1988-89)...Was



named to the NHL First All-Star Team at left wing...Was a first or second team NHL All-Star for the first seven years of his career, the second longest streak in league history among left wings (Bobby Hull - 11)...Had a career-high 10-game goal scoring streak (15 goals), the second longest in team history ...Served as team captain for the first 39 games of the season, while Wayne Gretzky was out of the lineup...Was named the Kings MVP and was the team's Masterton Trophy nominee...Was the starting left wing for the Campbell Conference team in the 1993 NHL All-Star Game in Montreal, the sixth straight season he has been voted to start...During the 1994 playoffs, finished fifth in league scoring (third on the team) with 22 points...Holds the Kings playoff records for the most career playoff goals (34) and ranks second in assists (41) and points (75).

JUNIOR CAREER: In 1983-84, finished second on his team (Hull - QMJHL) in points (85) and led the team in assists (53)...In 1984-85 led Hull in goals (55), assists (94) and points (149), while finishing third in league scoring...In 1985-86 was named QMJHL Player of the Year and was also named Canadian Junior Player of the Year...Led the league in assists (123) and was tied in points (191) with teammate Guy Rouleau...During the QMJHL playoffs, he led the league in goals (17), assists (27) and points (44).


INTERNATIONAL CAREER: Was a member of Team Canada in the 1991 Canada Cup Tournament...Was captain of Team Canada at the 1994 World Championships in Italy...Recorded seven points (3+4) in eight games...Scored overtime shootout goal in the finals vs Finland to give Canada a 2-1 win and its first World Championship in 33 years.

PERSONAL: Luc and wife Stacia, have one son Steven (6)...Enjoys golfing and horseback riding...In Los Angeles was involved in numerous charity activities, including McDonald House, Music Cares and the Starlight Foundation...Growing up was a fan of the Montreal Canadiens and the Edmonton Oilers.

AMATEUR and PROFESSIONAL PLAYING RECORD

SEASON	TEAM	LEAGUE	REGULAR SEASON					PLAYOFFS					
			GP	G	A	PTS	PIM	GP	G	A	PTS	PIM	
1983-84	Hull (a)	QMJHL	70	32	53	85	48	-	-	-	-	-	-
1984-85	Hull (b)	QMJHL	64	55	94	149	115	5	4	2	6	27	
1985-86	Hull (cde)	QMJHL	63	63	123	191	91	15	17	27	44	28	
1986-87	Los Angeles (fg)	NHL	79	45	39	84	28	5	1	4	5	2	
1987-88	Los Angeles (h)	NHL	80	53	58	111	82	5	2	5	7	18	
1988-89	Los Angeles (h)	NHL	78	46	52	98	65	11	2	6	8	10	
1989-90	Los Angeles (h)	NHL	80	52	49	101	38	10	5	5	10	10	
1990-91	Los Angeles (h)	NHL	76	45	46	91	68	12	12	4	16	22	
1991-92	Los Angeles (g)	NHL	80	44	63	107	95	6	3	4	7	12	
1992-93	Los Angeles (h)	NHL	84	63	62	125	100	24	9	13	22	28	
1993-94	Los Angeles	NHL	83	44	42	86	86	-	-	-	-	-	
NHL TOTALS			640	392	411	803	562	73	34	41	75	102	

- a - June, 1984 - Drafted by Los Angeles in 1984 Entry Draft, Ninth Kings pick, 171st overall, ninth round.
- b - QMJHL Second All-Star Team (1984-85)
- c - QMJHL First All-Star Team (1985-86)
- d - QMJHL Player of the Year (1985-86)
- e - Canadian Major Junior Player of the Year (1985-86)
- f - Won Calder Memorial Trophy (1986-87)
- g - NHL Second All-Star Team (1986-87, 1991-92)
- h - NHL First All-Star Team (1987-88, 1988-89, 1989-90, 1990-91, 1992-93)



KJELL SAMUELSSON

28

Defense

HT/WT: 6' 6" 233 lbs. **Shoots:** Right **Age:** 35

Born: Tyngsryd, Sweden, October 18, 1958

Acquired: Traded by Philadelphia to Pittsburgh with Rick Tocchet, Ken Wregget and a conditional draft choice for Mark Recchi, Brian Benning and Los Angeles' first round draft choice in 1992 Entry Draft on Feb. 19, 1992.

CAREER HIGHLIGHTS

MILESTONES ACHIEVED: 500th game (3/25/93 vs New Jersey)...100th point (12/27/90 at Los Angeles)...100th assist (1/26/93 vs Washington).

MILESTONES WITHIN REACH: (current total): 600 games (568); 1000 penalty minutes (977).

FIRST NHL GAME: Oct. 10, 1985 - a 4-2 NY Rangers win vs Washington.

FIRST NHL POINT: Oct. 11, 1986 - an assist in a 6-5 NY Rangers overtime loss at Pittsburgh.

FIRST NHL GOAL: Oct. 22, 1986 - in a 5-4 NY Rangers overtime win vs Los Angeles vs Daren Eliot.

MOST GOALS, GAME: 1 - many times

MOST ASSISTS, GAME: 3 - Jan. 11, 1990 in a 5-4 loss at Chicago.

MOST POINTS, GAME: 3 - Jan. 11, 1990 in a 5-4 loss at Chicago (3a).

MOST PENALTY MINUTES, GAME: 19 - Dec. 8, 1988 in a 4-3 win at Pittsburgh and Jan. 10, 1988 in a 7-5 loss vs New Jersey.


CAREER RECORD VS

Team	GP	G	A	PTS	PIM
Anaheim	1	0	0	0	0
Boston	22	0	5	5	25
Buffalo	23	2	5	7	36
Calgary	17	2	7	9	12
Chicago	22	0	7	7	48
Dallas	20	1	2	3	43
Detroit	18	1	7	8	16
Edmonton	21	1	4	5	32
Florida	3	0	0	0	17
Hartford	21	1	2	3	38
Los Angeles	22	2	8	10	42
Montreal	26	0	7	7	34
New Jersey	51	5	1	6	118
NY Islanders	46	9	8	17	115
NY Rangers	45	3	10	13	48
Ottawa	6	1	1	2	4
Philadelphia	10	1	2	3	16
Pittsburgh	39	3	10	13	83
Quebec	23	0	3	3	32
San Jose	3	0	0	0	2
St. Louis	19	1	3	4	22
Tampa Bay	6	0	1	1	8
Toronto	19	0	4	4	10
Vancouver	19	1	4	5	34
Washington	47	4	6	10	104
Winnipeg	19	1	4	5	38
TOTAL	568	39	111	150	977

1993-94: Scored five goals, the most he has scored since scoring nine in 1990-91 with Philadelphia...Scored all five goals against Atlantic Division opponents...Scored four of his five goals during the first half of the season...Ranked fourth on the team with a plus 18 and was a plus or even player in 44 of his 59 games...Recorded a plus four rating on February 4 at Detroit...Played in 27 of the final 28 games...Recorded his only multiple point game of the season on November 16 vs his former teammates, the Flyers...Recorded his 900th career penalty minute on December 23 at Boston...Missed 23 games with a chronic groin problem. **PLAYOFFS:** Played in all six playoff games and led the team with 26 penalty minutes.

NHL CAREER: Drafted by Craig Patrick, when he was general manager of the NY Rangers in the 1984 Entry Draft...In **1985-86**, played nine games in both the regular season and the playoffs for the Rangers...In **1986-87** began the season playing in 30 games with the Rangers, before being traded on December 18 to the Flyers...Played in 46 games with the Flyers after the trade...Played in the 1987 Stanley Cup Finals with the Flyers against the Edmonton Oilers...In **1987-88** led the Flyers with a plus 28 rating, while setting career-highs for points (30) and assists (24)...Played in the 1988 NHL All-Star Game in St. Louis...Finished third on the team in **1988-89** with a plus 13 rating, first among Flyers defensemen...Ranked second in the league during the playoffs with a plus 13...Was selected as the Flyers best defenseman...Played in a career-high 78 games in **1989-90**, finishing second on the team with a plus 20 rating... In **1990-91** scored a career-high nine goals...Was named as the Flyers best defenseman...In **1991-92** was acquired by the Penguins on February 19 along with Rick Tocchet and Ken Wregget from the Flyers...His only goal with the Penguins was a game-winning goal on Mar. 12 vs the Islanders...Ranked third on the team among defensemen with 16 overall points...In the playoffs ranked third on the team with a plus six rating... Missed six games with a wrist injury suffered on April 25 vs Washington...The Penguins had a 12-3 record in the playoffs in games he played...Assisted on Jaromir Jagr's overtime goal in Game One vs Boston on May 17...In **1992-93**, ranked sixth on the team and third among defensemen with a plus 25...Was a plus or even player in 52 of his 63 games...Had the highest plus/minus rating among all players in the NHL with 10 points or less...One of his three goals was a game-winning goal (January 23 at Calgary)...Recorded his 100th career assist on January 26 vs the Capitals...Played in his 500th career game on March 25 vs the Devils...Suffered a broken bone in his right foot on December 1 at the NY Islanders and a broken cheekbone on December 27 at Buffalo...In the playoffs, played in all 12 playoff games, recording three assists...Was tied for fourth on the team with a plus four.

MINOR LEAGUE CAREER: In **1985-86** split time between New Haven (AHL) and the Rangers...Despite playing in only 56 games, recording 27 points (6+21), for New Haven.



SWEDISH CAREER: In 1983-84, playing for Leksand of the Swedish Elite League recorded 13 points (6+7) in 36 games...Led his team with 59 penalty minutes...In 1984-85 played in 35 games recording 14 points (9+5).

INTERNATIONAL CAREER: Helped Team Sweden win the gold medal at the 1991 World Championships, recording four points (2+2)... Played in the 1991 Canada Cup for Team Sweden.


PERSONAL: Kjell spends his summers in Sweden...Enjoys visiting with family and friends during the off-season and working around the house...Along with Uwe Krupp of the Islanders, is the tallest player in the NHL at 6' 6".



AMATEUR and PROFESSIONAL PLAYING RECORD

SEASON	TEAM	LEAGUE	GP	REGULAR SEASON				PLAYOFFS					
				G	A	PTS	PIM	GP	G	A	PTS	PIM	
1983-84	Leksand (a)	Sweden	36	6	6	12	59	-	-	-	-	-	-
1984-85	Leksand	Sweden	35	9	5	14	34	-	-	-	-	-	-
1985-86	New Haven	AHL	56	6	21	27	84	3	0	0	0	10	8
	NY Rangers	NHL	9	0	0	0	10	9	0	1	1	8	-
1986-87	NY Rangers (b)	NHL	30	2	6	8	50	-	-	-	-	-	-
	Philadelphia	NHL	46	1	6	7	86	26	0	4	4	25	-
1987-88	Philadelphia	NHL	74	6	24	30	184	7	2	5	7	23	-
1988-89	Philadelphia	NHL	69	3	14	17	140	19	1	3	4	24	-
1989-90	Philadelphia	NHL	66	5	17	22	91	-	-	-	-	-	-
1990-91	Philadelphia	NHL	78	9	19	28	82	-	-	-	-	-	-
1991-92	Philadelphia (c)	NHL	54	4	9	13	76	-	-	-	-	-	-
	PITTSBURGH	NHL	20	1	2	3	34	15	0	3	3	12	-
1992-93	PITTSBURGH	NHL	63	3	6	9	106	12	0	3	3	2	-
1993-94	PITTSBURGH	NHL	59	5	8	13	118	6	0	0	0	26	-
	NHL TOTALS		568	39	111	150	977	94	3	19	22	120	
	PGH TOTALS		142	9	16	25	258	27	0	6	6	40	

- a - June, 1984 - Drafted by NY Rangers in 1984 Entry Draft. Fifth Rangers' pick, 119th overall, sixth round.
- b - December 18, 1986 - Traded to Philadelphia by NY Rangers with the Rangers second round draft choice in 1989 Entry Draft for Bob Froese.
- c - February 19, 1992 - Traded to Pittsburgh by Philadelphia with Flick Tochet, Ken Wregget and a conditional draft choice for Mark Recchi, Brian Benning and Los Angeles' first round draft choice - acquired by Pittsburgh in a prior trade - in 1992 Entry Draft.



ULF SAMUELSSON

5

Defense

HT/WT: 6' 1" 195 lbs. **Shoots:** Left **Age:** 30
Born: Fagersta, Sweden, March 26, 1964
Acquired: Traded by Hartford to Pittsburgh with Ron Francis and Grant Jennings for John Cullen, Zarley Zalapski and Jeff Parker on March 4, 1991.

CAREER HIGHLIGHTS

MILESTONES ACHIEVED: 600th game (3/9/93 vs Boston...200th assist (2/7/94 vs Montreal)...200th point (10/27/92 at Ottawa)

MILESTONES WITHIN REACH: (Current Total): 700 games (696); 1,800 penalty minutes (1,799).

FIRST NHL GAME: Oct. 11, 1984 - a 4-4 Hartford tie vs NY Rangers.

FIRST NHL POINT: Feb. 6, 1985 - a goal in a 7-4 Hartford loss vs Calgary.

FIRST NHL GOAL: Feb. 6, 1985 - in a 7-4 Hartford loss vs Calgary vs Rejean Lemelin.

MOST GOALS, GAME: 2 - Oct. 27, 1992 in a 7-2 Pittsburgh win at Ottawa.

MOST ASSISTS, GAME: 3 - Oct. 15, 1988 in a 7-5 Hartford win vs Chicago, Dec. 5, 1992 in a 9-4 Pittsburgh win at San Jose and Mar. 24, 1994 in a 5-1 Pittsburgh win vs Ottawa.

MOST POINTS, GAME: 4 - Oct. 15, 1988 in a 7-5 Hartford win vs Chicago (1g,3a).

MOST PENALTY MINUTES, GAME:

31 - Oct. 17, 1990 in a 3-1 Hartford win at Toronto.

CAREER RECORD VS

Team	GP	G	A	PTS	PIM
Anaheim	2	0	0	0	4
Boston	57	5	16	21	144
Buffalo	54	5	16	21	153
Calgary	25	2	10	12	53
Chicago	24	3	8	11	90
Dallas	22	2	6	8	35
Detroit	20	1	4	5	57
Edmonton	24	1	7	8	66
Florida	4	1	0	1	8
Hartford	11	1	4	5	36
Los Angeles	25	1	6	7	68
Montreal	58	2	16	18	121
New Jersey	35	2	4	6	93
NY Islanders	34	1	14	15	76
NY Rangers	36	1	12	13	69
Ottawa	9	2	6	8	26
Philadelphia	35	2	10	12	105
Pittsburgh	17	1	13	14	36
Quebec	57	2	11	13	156
San Jose	6	1	5	6	16
St. Louis	25	0	10	10	79
Tampa Bay	6	0	1	1	8
Toronto	27	2	6	8	66
Vancouver	26	2	11	13	41
Washington	32	0	6	6	143
Winnipeg	25	1	10	11	50
TOTAL	696	41	212	253	1799

1993-94: Completed his third full season with the Penguins, recording 29 points (5+24)...His five goals were the most that he has scored since scoring nine in 1988-89 with Hartford...Scored four of his five goals on the road...Was selected as the Penguins' Defensive Player of the Year... Ranked second on the team with a plus 23 rating...Was a plus or even player in 58 of his 80 games...Recorded a plus four rating on November 24 vs Boston and on March 6 at Winnipeg...Tied his single game career-high, recording three assists on March 24 vs Ottawa...Recorded four multiple point games...Was on the ice for 93 of the team's 217 even strength goals (42.9%)...Led the team with 199 penalty minutes and currently ranks eighth in club history with 691 career penalty minutes...Recorded his 200th career assist on February 7 vs Montreal...Missed four games due to injuries. **PLAYOFFS:** Played in all six playoff games, recording one assist and 18 penalty minutes.

NHL CAREER: Drafted by Hartford in the fourth round (67th overall) in the 1982 NHL Entry Draft...In **1985-86**, was one of only two Hartford players to play in all 80 games, while finishing second on the team in penalty minutes (172)...In **1986-87**, led the Whalers with a plus 28 rating...Represented Hartford at Rendez-Vous'87 in Quebec...Was selected as the Whalers best defenseman...In **1987-88** set career-highs in assists (33) and points (41) and was again named as the Whalers best defenseman...In **1988-89**, led the Whalers with a plus 23 rating, while scoring a career-high nine goals...Missed the first 25 games of the **1989-90** season, after surgery to repair a torn ligament in his left knee, but still led the team with a plus 15 rating...Acquired by Pittsburgh during the **1990-91** season, recording the Stanley Cup clinching goal in Game Six at Minnesota...In **1991-92**, played in his first full season with Pittsburgh recording his only goal of the season on December 23 at the NY Islanders...Required surgery on his right elbow on Dec. 12 to remove bone chips...Missed eight games in November due to his father's death in Sweden...In the playoffs, ranked third on the team with a plus seven rating...In **1992-93**, finished fourth in the NHL with a plus/minus rating of plus 36...Was a plus or even player in 56 of his 77 games...Ranked second on the team among defensemen in scoring with 29 points (3+26)...Recorded the first two-goal game of his career on October 27 at Ottawa...Recorded three assists on December 5 at San Jose, his second career three assist game...Finished second on the team in penalty minutes with a single season career-high of 249...Was his third straight season with over 200 penalty minutes...Scored the game-winning goal in overtime on April 7 vs Montreal which tied the NHL record for the longest team winning streak...Recorded his 200th career point on October 27 at Ottawa...Played in his 600th career game on March 9, 1993 vs the Bruins...Recorded his 1,600th career penalty minute on April 14, 1993 at New Jersey...During the playoffs, played in all 12 playoff games, recording six points (1+5)...Was tied for the team lead in penalty minutes with 24 and was tied for second on the team with a plus five rating.



MINOR LEAGUE CAREER: In 1984-85, he split his first pro season between Binghamton (AHL) and Hartford...Played 36 games with Binghamton, recording 16 points (5+11), before being recalled on February 5.

SWEDISH CAREER: Played three seasons with Leksand of the Swedish Elite League recording 16 points (5+11) in his final season.

INTERNATIONAL CAREER: In 1981 was a member of the Swedish National Junior Team that played in the World Junior Tournament in Minnesota...Was a member of the 1984 Swedish National Team that played in the 1984 Swedish Cup Tournament...Played in the 1989 World Championships held in Stockholm, Sweden for Team Sweden...Was a member of Team Sweden in the 1991 Canada Cup Tournament.


PERSONAL: Ulf and wife Jeanette have two boys, Philip (3) and Karl (nine months)...Spends the off-season in Sweden...Enjoys golf, tennis and traveling in the off-season...Has one sister.



AMATEUR and PROFESSIONAL PLAYING RECORD

SEASON	TEAM	LEAGUE	REGULAR SEASON					PLAYOFFS				
			GP	G	A	PTS	PIM	GP	G	A	PTS	PIM
1981-82	Leksand (a)	Sweden	31	3	1	4	40	-	-	-	-	-
1982-83	Leksand	Sweden	33	9	6	15	72	-	-	-	-	-
1983-84	Leksand	Sweden	36	5	11	16	53	-	-	-	-	-
1984-85	Hartford	NHL	41	2	6	8	83	-	-	-	-	-
	Binghamton	AHL	36	5	11	16	92	-	-	-	-	-
1985-86	Hartford	NHL	80	5	19	24	174	10	1	2	3	38
1986-87	Hartford	NHL	78	2	31	33	162	5	0	1	1	41
1987-88	Hartford	NHL	76	8	33	41	159	5	0	0	0	8
1988-89	Hartford	NHL	71	9	26	35	181	4	0	2	2	4
1989-90	Hartford	NHL	55	2	11	13	177	7	1	0	1	2
1990-91	Hartford (b)	NHL	62	3	18	21	174	-	-	-	-	-
	PITTSBURGH	NHL	14	1	4	5	37	20	3	2	5	34
1991-92	PITTSBURGH	NHL	62	1	14	15	206	21	0	2	2	39
1992-93	PITTSBURGH	NHL	77	3	26	29	249	12	1	5	6	24
1993-94	PITTSBURGH	NHL	80	5	24	29	199	6	0	1	1	18
NHL TOTALS			696	41	212	253	1801	90	6	15	21	208
PGH TOTALS			233	10	58	78	691	53	4	9	13	91

a - June, 1982 - Drafted by Hartford in 1982 Entry Draft. Fourth Whalers pick, 67th overall, fourth round.
 b - March 4, 1991 - Traded to Pittsburgh by Hartford with Ron Francis and Grant Jennings for John Cullen, Zarley Zalapski and Jeff Parker.



TOMAS SANDSTROM

17

Right Wing

HT/WT: 6' 2" 200 lbs. **Shoots:** Left **Age:** 31
Born: Jakobstad, Finland, September 4, 1964
Acquired: Traded by Los Angeles to Pittsburgh with Shawn McEachern for Marty McSorley and Jim Paek on Feb. 15, 1994.

CAREER HIGHLIGHTS

MILESTONES ACHIEVED: 600th game (10/22/93 at Washington)...200th goal (11/21/90 at Calgary) ...300th assist (11/5/92 vs New Jersey)...600th point (10/10/93 vs San Jose).

MILESTONES WITHIN REACH: (Current total): 700 games (669); 300 goals (296); 700 points (651).

FIRST NHL GAME: Oct. 11, 1984 - in a 4-4 NY Rangers tie vs Hartford.

FIRST NHL POINT: Oct. 11, 1984 - a goal in a 4-4 NY Rangers tie vs Hartford.

FIRST NHL GOAL: Oct. 11, 1984 - in a 4-4 NY Rangers tie vs Hartford vs Greg Millen.

MOST GOALS, GAME: 4 - Jan. 11, 1987 - in an 8-3 NY Rangers win vs Vancouver.

MOST ASSISTS, GAME: 6 - Oct. 9, 1993 - in a 10-3 Los Angeles win vs Detroit.

MOST POINTS, GAME: 6 - Nov. 8, 1992 - in an 11-4 Los Angeles win at San Jose (1g,5a) and Oct. 9, 1993 - in a 10-3 Los Angeles win vs Detroit (6a).

CAREER RECORD VS

Team	GP	G	A	PTS	PIM
Anaheim	5	1	2	3	6
Boston	24	10	11	21	18
Buffalo	24	10	7	17	22
Calgary	37	17	23	40	52
Chicago	24	7	15	22	51
Dallas	26	8	13	21	51
Detroit	25	9	21	30	20
Edmonton	33	19	20	39	34
Florida	3	1	0	1	2
Hartford	25	9	13	22	18
Los Angeles	15	6	8	14	15
Montreal	24	8	2	10	34
New Jersey	47	33	23	56	42
NY Islanders	46	19	25	44	75
NY Rangers	11	1	6	7	21
Ottawa	3	2	2	4	0
Philadelphia	43	14	17	31	64
Pittsburgh	44	21	28	49	88
Quebec	23	6	12	18	20
San Jose	15	11	11	22	6
St. Louis	24	14	14	28	31
Tampa Bay	3	2	3	5	2
Toronto	23	16	5	21	24
Vancouver	44	26	30	56	64
Washington	42	11	22	33	86
Winnipeg	36	15	22	37	61
TOTAL	669	296	355	651	907

1993-94: Acquired from the Los Angeles Kings with Shawn McEachern for Marty McSorley and Jim Paek on February 15...Recorded 58 points (23+35) in 78 total games...Had 17 points (6+11) in 27 games with the Penguins and 41 points (17+24) in 51 games with the Kings...Scored 20 or more goals for ninth time in his 10-year NHL career...Recorded 12 multiple point games, including four with the Penguins...Had a single-game career-high six assists on October 9 vs Detroit, while with the Kings...Had a shot on net in all but two of his games with the Penguins. **PLAYOFFS:** Played in all six playoff games, recording no points.

NHL CAREER: New York Rangers' second round draft choice in 1982 Entry Draft...In **1984-85**, led the Rangers with 29 goals and placed third in the NHL in rookie goal-scoring behind Penguins Mario Lemieux (43) and Warren Young (40)...Was named to the NHL All-Rookie Team...Ranked fourth on the Rangers with 58 points...Was named the team's MVP...Led the Rangers in goals with 25 in **1985-86**...Ranked third in points with 54 and was tied for the team-lead with two short-handed goals...In **1986-87**, was tied for the team-lead with 40 goals, despite missing 16 games with a hip pointer and a broken ankle...Suffered the ankle injury during the first game of Rendez-Vous '87... Ranked third on the team with 74 points and led the Rangers with 13 power play goals...Set a Rangers record for the most hat tricks in a season...In **1987-88**, ranked third on the team in scoring with 68 points (28+40)...Played in the 1988 All-Star Game in St. Louis, scoring one goal...Led the Rangers with 88 points in **1988-89**...Recorded a career-high 32 goals...In **1989-90**, was acquired by the Kings with Tony Granato from the Rangers for Bernie Nicholls on January 20...Recorded 71 points (32+39) in 76 total games...Scored on a penalty shot on February 10 at Pittsburgh against Wendell Young...Scored his only playoff hat trick vs Calgary on April 10...Scored a career-high 45 goals in **1990-91**, which was tied for the team lead with Luc Robitaille...Also had a career-high 89 points, which ranked third on the team...Played in his second career NHL All-Star Game at Chicago...In **1991-92**, injuries limited him to 49 games...Missed 26 games with a shoulder injury...In **1992-93**, played in only 39 games due to fractured forearm and broken jaw...Recorded 52 points (25+27) in only 39 games...Scored two overtime goals, which gives him a career total of seven, tying the NHL Record...In **1993** playoffs, ranked second on the Kings and third in the league with 25 points and 17 assists.

INTERNATIONAL CAREER: Played in the **1983** World Junior Championships for Team Sweden, recording 12 points (9+3) in seven games...Was selected to the First



All-Star Team...Played in the **1984** World Junior Championships, recording seven points (4+3) in seven games...Was a member of the Swedish Olympic Team that won the Bronze Medal in the **1984** Winter Olympics in Sarajevo...Played in the **1985** and **1989** World Championships for Team Sweden, scoring nine points (3+6) in 10 games in **1985** and seven points (4+3) in 10 games in **1989**...Represented Team Sweden in the **1987** and **1991** Canada Cup competition.


PERSONAL: Tomas and wife Helena have one son, Kevin (1 1/2)...Spend the off-season in Sweden...Was born in Finland, but moved to Sweden as a youngster...Worked as a carpenter while playing hockey in Sweden...Enjoys golf and tennis.



AMATEUR and PROFESSIONAL PLAYING RECORD

SEASON	TEAM	LEAGUE	GP	REGULAR SEASON					PLAYOFFS				
				G	A	PTS	PIM	GP	G	A	PTS	PIM	
1981-82	Fagersta (a)	SWE 2	32	28	11	39	74	-	-	-	-	-	-
1982-83	Brynäs	SWE	36	23	14	37	50	-	-	-	-	-	-
1983-84	Brynäs	SWE	34	19	10	29	81	-	-	-	-	-	-
1984-85	NY Rangers (b)	NHL	74	29	29	58	51	3	0	2	2	0	0
1986-87	NY Rangers	NHL	73	25	29	54	109	16	4	6	10	20	
1985-86	NY Rangers	NHL	64	40	34	74	60	6	1	2	3	20	
1987-88	NY Rangers	NHL	69	28	40	68	95	-	-	-	-	-	
1988-89	NY Rangers	NHL	79	32	56	88	148	4	3	2	5	12	
1989-90	NY Rangers (c)	NHL	48	19	19	38	100	-	-	-	-	-	
	Los Angeles	NHL	28	13	20	33	28	10	5	4	9	19	
1990-91	Los Angeles	NHL	68	45	44	89	106	10	4	4	8	14	
1991-92	Los Angeles	NHL	49	17	22	39	70	6	0	3	3	8	
1992-93	Los Angeles	NHL	39	25	27	52	57	24	8	17	25	12	
1993-94	Los Angeles (d)	NHL	51	17	24	41	59	-	-	-	-	-	
	PITTSBURGH	NHL	27	6	11	17	24	6	0	0	0	4	
NHL TOTALS			669	296	355	651	907	85	25	40	65	109	
PGH TOTALS			27	6	11	17	24	6	0	0	0	4	

a - June, 1982 - Drafted by the NY Rangers in 1982 Entry Draft. Second Rangers pick, 36th overall, second round.
 b - NHL All-Rookie Team (1984-85)
 c - Jan. 20, 1990 - Traded to Los Angeles by NY Rangers with Tony Granato for Bernie Nicholls.
 d - Feb. 15, 1994 - Traded to Pittsburgh by Los Angeles with Shawn McEachern for Marty McSorley and Jim Paek.



KEVIN STEVENS

25

Left Wing

HT/WT: 6' 3" 217 lbs. **Shoots:** Left **Age:** 29
Born: Brockton, Massachusetts, April 15, 1965
Acquired: NHL rights traded by Los Angeles to Pittsburgh for Anders Hakansson on September 9, 1983.

CAREER HIGHLIGHTS

MILESTONES ACHIEVED: 500th point (4/11/94 at Ottawa)...200th goal (11/6/93 at Los Angeles)...200th assist (2/20/93 vs NYI) ...400th game (2/7/94 vs Montreal).

MILESTONES WITHIN REACH: (Current total): 500 games (431); 300 assists (264); 600 points (500); 1,000 penalty minutes (915).

NHL HAT TRICKS: 10.

FIRST NHL GAME: Mar. 1, 1988 - an 8-3 win vs Minnesota.

FIRST NHL POINT: Mar. 1, 1988 - a goal in an 8-3 win vs Minnesota vs Don Beaupre.

FIRST NHL GOAL: Mar. 1, 1988 - a goal in an 8-3 win vs Minnesota vs Don Beaupre.

MOST GOALS, GAME: 4 - Nov. 29, 1991 in a 9-3 win at Philadelphia and Oct. 17, 1992 in a 7-3 win at Hartford.

MOST ASSISTS, GAME: 4 - Oct. 5, 1990 in a 7-4 win at Washington and Dec. 26, 1991 in a 12-1 win vs Toronto.

MOST POINTS IN A GAME: 6 - Oct. 5, 1990 in a 7-4 win at Washington (2g,4a) and Dec. 26, 1991 in a 12-1 win at Toronto (2g,4a).


MOST PENALTY MINUTES, GAME: 28 - Feb. 16, 1992 in a 3-3 tie at Philadelphia.

CAREER RECORD VS

Team	GP	G	A	PTS	PIM
Anaheim	2	2	0	2	0
Boston	22	15	11	26	52
Buffalo	18	9	9	18	45
Calgary	15	8	9	17	10
Chicago	13	7	7	14	6
Dallas	14	9	9	18	16
Detroit	12	6	11	17	22
Edmonton	16	10	10	20	35
Florida	4	0	5	5	4
Hartford	19	16	12	28	57
Los Angeles	12	8	5	13	8
Montreal	18	4	6	10	45
New Jersey	36	14	18	32	90
NY Islanders	35	12	20	32	34
NY Rangers	32	15	21	36	86
Ottawa	9	3	8	11	14
Philadelphia	35	25	19	44	92
Quebec	17	16	15	31	42
San Jose	7	9	5	14	14
St. Louis	13	5	8	13	8
Tampa Bay	6	5	2	7	12
Toronto	13	8	10	18	32
Vancouver	12	6	11	17	45
Washington	36	21	24	45	120
Winnipeg	15	3	9	12	26
Total	431	236	264	500	917

1993-94: Led the Penguins with 41 goals, his fourth consecutive season with at least 40 goals...Only the second player in club history (Mario Lemieux) to accomplish this...Ranked third on the team in points with 88...Led the team and was tied for fifth in the NHL with 21 power play goals...Recorded his 10th career hat trick on Jan. 11 vs Boston, scoring the third goal of the game in overtime...Ranks second in club history with 10 career hat tricks...Recorded seven multiple goal games and 21 multiple point games...Was on the ice for 68 of the team's 76 power play goals (89.5%) and for 134 of the team's 299 total goals (44.8%)...Led the team with 22 goals at home and with 18 goals against Northeast Division opponents...Was tied for the team lead with 41 power play points...Missed one game with the flu (Dec. 8 at Dallas). **PLAYOFFS:** Recorded two points (1+1) in six playoff games.

NHL CAREER: Was selected in the 1983 Entry Draft by Los Angeles in the sixth round...Was acquired by Pittsburgh on September 9, 1983 from the Kings for Anders Hakansson...In 1987-88, joined the Penguins following the Olympics, playing in the final 16 games of the season...In 1988-89, spent much of the first half of the season going back and forth from Muskegon to Pittsburgh...Recalled for good on February 27, recording 11 goals in the final 17 games of the season...Ranked third on the team in playoff scoring with 10 points (3+7)...In 1989-90, finished tied for fifth on the team in goals (29) and fifth in points (70)...Recorded his first NHL hat trick on October 31 vs Los Angeles...In 1990-91, was tied for the team lead in goals with 40 and led the team in shots on goal (253) and power play goals (18)...Finished third in league playoff scoring with 33 points...Led all players with 17 goals in the playoffs, which tied the NHL record for the second highest playoff total...In 1991-92, finished second in league scoring with 123 points, trailing only teammate Mario Lemieux...With 123 points, set NHL records for the most points by a left wing in a season (which has been broken) and most points by an American-born player in a season...Also, set record for the most assists by a left wing in a season with 69...By finishing second in scoring, became the first left wing to finish this high since Bobby Hull finished second in 1968-69...Led the team with 54 goals and finished second in the league...Became the first player in NHL history to record 50 goals, 100 points and 200 penalty minutes in the same season...Only Lemieux has recorded more points in a single season as a Penguin...Scored his 50th goal of the season on March 24 at Detroit...Named player of the month for November, recording 28 points (15+13) in 13 games...Voted by the fans to start for the Wales Conference Team in the 1992 All-Star Game in Philadelphia, recording one goal...Named as the left wing on the end-of-season NHL First All-Star Team...Finished second in playoff scoring with 28 points, second in goals (14) and tied for fourth in assists (15)...Led all players with 86 shots on goal...Recorded four goals on May 21 at Boston in Game Three of the Wales Conference Finals...In 1992-93, was named to the NHL's Second All-Star Team, scoring a personal single-season high of 55 goals...This ties the record for goals in a season by an American-born player (Jimmy Carson)...Also



set the club record for goals in a season by a left wing...Finished 12th in league scoring with 111 points, while finishing eighth in goals... Finished fourth in the NHL in power play goals with 26, which is a club record for power play goals in a season by a left wing... Recorded three hat tricks, including a four-goal game on October 17 at Hartford...Recorded a career-high 13-game scoring streak from October 6 to November 3, recording 33 points (14+19)... Only the second player in club history to record back-to-back 50 goal seasons (Lemieux) and only the third player in club history to record consecutive 100 point seasons (Lemieux & Coffey)...Voted to start for the Wales Conference All-Star team at left wing for the 1993 All-Star Game...Had arthroscopic surgery on November 6 after suffering torn cartilage in his knee on November 5 vs St. Louis Blues... In the playoffs, finished third on the team in scoring with 16 points (5+11) and was tied for the team-lead with 11 assists...Led the team with four power play goals.

COLLEGE CAREER: In 1985-86, as a junior, finished third on the team at Boston College in points (38) and second in goals (17)...In 1986-87, scored 70 points (35+35), leading his team in goals...Was named to the Hockey East First All-Star Team and NCAA East Second All-American Team in his senior season...Played four seasons at Boston College, recording 170 points (71+99) in 158 games.

INTERNATIONAL CAREER: Played in the 1987 Pravda Cup in Moscow and in the 1987 World Championships in Vienna, for the United States...Played for the 1988 U.S. Olympic Team in Calgary...Was a member of United States team at the 1990 World Championships in Switzerland.

PERSONAL: Kevin and wife Suzanne spent most of the off-season in Cape Cod, Mass... Enjoys golf and fishing...Father Arthur played baseball in the Cincinnati Reds minor league system...Has two sisters...Is the Penguins Player Representative for the NHL Players' Association.

AMATEUR and PROFESSIONAL PLAYING RECORD

SEASON	TEAM	LEAGUE	REGULAR SEASON						PLAYOFFS			
			GP	G	A	PTS	PIM	GP	G	A	PTS	PIM
1983-84	Boston College (ab)	ECAC	37	6	14	20	36	-	-	-	-	-
1984-85	Boston College	HE	40	13	23	36	36	-	-	-	-	-
1985-86	Boston College	HE	42	17	27	44	56	-	-	-	-	-
1986-87	Boston College (cd)	HE	39	35	35	70	54	-	-	-	-	-
1987-88	U.S. National		44	22	23	45	52	-	-	-	-	-
	U.S. Olympic		5	1	3	4	2	-	-	-	-	-
1988-89	PITTSBURGH	NHL	16	5	2	7	8	-	-	-	-	-
	PITTSBURGH	NHL	24	12	3	15	19	11	3	7	10	16
	Muskegon	IHL	45	24	41	65	113	-	-	-	-	-
1989-90	PITTSBURGH	NHL	76	29	41	70	171	-	-	-	-	-
1990-91	PITTSBURGH (e)	NHL	80	40	46	86	133	24	*17	16	33	53
1991-92	PITTSBURGH (f)	NHL	80	54	69	123	254	21	13	15	28	28
1992-93	PITTSBURGH (e)	NHL	72	55	56	111	177	12	5	11	16	22
1993-94	PITTSBURGH	NHL	83	41	47	88	155	6	1	1	2	10
NHL & PGH TOTALS			431	236	264	500	917	74	39	50	89	129

* - League-leading figure

a - June, 1983 - Drafted by Los Angeles in 1983 Entry Draft, Sixth Kings pick, 108th overall, sixth round.


b - September 9, 1983 - NHL rights traded to Pittsburgh by Los Angeles for Anders Hakansson.

c - Hockey East First Team All-Star Team (1986-87)

d - NCAA East Second All-Star Team (1985-87)

e - NHL Second All-Star Team (1990-91 & 1992-93)

f - NHL First All-Star Team (1991-92)



MARTIN STRAKA

82

Center

HT/WT: 5' 10" 178 lbs. **Shoots:** Left **Age:** 22
Born: Plzen, Czech., September 3, 1972
Acquired: Pittsburgh's first round draft choice, 19th overall, in the 1992 Entry Draft.

CAREER HIGHLIGHTS

MILESTONES WITHIN REACH: (Current Total): 200 games (126).

FIRST NHL GAME: Nov. 7, 1992 - a 4-2 Pittsburgh loss at Toronto.

FIRST NHL POINT: Nov. 10, 1992 - an assist on a Ron Francis goal in a 4-1 Pittsburgh win at Minnesota.

FIRST NHL GOAL: Feb. 10, 1993 - in a 3-0 win at NY Rangers vs Mike Richter.

MOST GOALS, GAME: 3-Mar. 8, 1994 in a 7-3 win vs Boston.

MOST ASSISTS, GAME: 3-Feb. 28, 1993 in a 4-2 win at Washington and Dec. 11, 1993 in a 6-3 win vs Tampa Bay.

MOST POINTS, GAME: 4-Dec. 11, 1993 in a 6-3 win vs Tampa Bay (1g,3a) and Mar 8, 1994 in a 7-3 win vs Boston (3g,1a).

MOST PENALTY MINUTES, GAME: 15-Mar. 23, 1993 in a 4-3 win vs New Jersey.


CAREER RECORD VS

Team	GP	G	A	PTS	PIM
Anaheim	2	0	0	0	2
Boston	8	5	4	9	2
Buffalo	7	0	3	3	0
Calgary	3	1	2	3	0
Chicago	3	0	0	0	0
Dallas	4	1	2	3	2
Detroit	3	2	2	4	2
Edmonton	4	0	0	0	0
Florida	4	1	2	3	4
Hartford	7	2	4	6	6
Los Angeles	4	0	2	2	0
Montreal	6	0	2	2	0
New Jersey	9	0	2	2	21
NY Islanders	6	0	2	2	2
NY Rangers	8	7	2	9	0
Ottawa	8	2	0	2	4
Philadelphia	6	2	2	4	4
Quebec	7	4	2	6	4
San Jose	3	1	1	2	0
St. Louis	2	0	0	0	0
Tampa Bay	5	2	5	7	0
Toronto	3	0	1	1	0
Vancouver	3	1	1	2	0
Washington	8	1	5	6	0
Winnipeg	3	1	1	2	0
TOTAL	126	33	47	80	53

1993-94: Set single season career-highs in goals (30), assists (34) and points (64)...Ranked fourth on the team in goals and sixth in points...Led the team with a plus 24 rating...Was a plus or even player in 59 of his 84 games...One of only three players to play in all 84 games for the Penguins...Scored his first NHL hat trick on March 8 vs Boston...Had a single-game team high plus six rating on March 8...Ranked among the top 10 players in the league in even strength points with 60...Had the second highest percentage (93.8%) of even-strength points in the NHL of players with over 50 points...Recorded 16 multiple point games, including five multiple goal games...Of all players who played in 40 or more games in each of the last two seasons, he had the largest increase in goals (27) and the second largest increase in points (48)...Had two career-high seven-games scoring streaks...Was on the ice for 91 of the team's 217 even strength goals (41.9%)...Scored eight goals in the first seven games, to lead the NHL in goal scoring after seven games. **PLAYOFFS:** Scored one goal in six playoff games against the Washington Capitals.

NHL CAREER: Was drafted by the Penguins in the first round (19th overall) in the 1992 NHL Entry Draft...In **1992-93**, recorded 16 points (3+13) in 42 games as a rookie...Played in his first NHL game on November 7 at Toronto...The Penguins secured his release from his Czechoslovakian team, Skoda Plzen, on October 28...Recorded his first NHL point (an assist) in his second game on November 10 at Minnesota...Scored his first NHL goal on February 10 at the NY Rangers...Scored two of his three goals against the Rangers...Recorded three multiple point games, including a three-point game (three assists) on February 28 at Washington...Played in a season-high 15 consecutive games from February 21 to March 25... Played in 24 of the final 25 regular season games...Was a plus or even player in 34 of his 42 games...Finished the season with a plus two rating...Was assigned to Cleveland (IHL) on two occasions (December 16-19 and January 5-6), recording seven points (4+3) in four games...Played in 11 of the 12 playoff games, recording three points (2+1)...Recorded two goals on May 12 in Game Six at the NY Islanders...Had a plus/minus rating of plus two.

CZECHOSLOVAKIA CAREER: In **1991-92**, finished second on his team, Plzen, in points with 47 and led the team in goals with 23...Ranked sixth in the league in points and tied for second in goals...Plzen won the Western Division



of the Czechoslovakia Senior League... In 1990-91, recorded 31 points (7+24) playing in his first season with Plzen, in the Czechoslovakia Senior League.

INTERNATIONAL CAREER: In 1991-92, played in the World Junior Tournament in Fussen, Germany, recording eight points (2+6)... Was the last player cut from the 1992 Czechoslovakia Olympic Team.


PERSONAL: Single, he spent the summer in Czechoslovakia... Enjoys listening to music and playing racquet sports... His brother, Michal was the leading scorer for Skoda Plzen in the Czech Republic, last year.



AMATEUR and PROFESSIONAL PLAYING RECORD

SEASON	TEAM	LEAGUE	REGULAR SEASON					PLAYOFFS				
			GP	G	A	PTS	PIM	GP	G	A	PTS	PIM
1989-90	Skoda Plenz	Czech.	1	0	3	3	-	-	-	-	-	-
1990-91	Skoda Plenz	Czech.	47	7	24	31	6	-	-	-	-	-
1991-92	Skoda Plenz (a)	Czech.	50	27	28	55	20	-	-	-	-	-
1992-93	PITTSBURGH	NHL	42	3	13	16	29	11	2	1	3	2
	Cleveland	IHL	4	4	3	7	0	-	-	-	-	
1993-94	PITTSBURGH	NHL	84	30	34	64	24	6	1	0	1	2
NHL & PGH TOTALS			126	33	47	80	53	17	3	1	4	4

a - June, 1992 - Drafted by Pittsburgh in 1992 Entry Draft. First Penguins pick, 19th overall, in the first round.



PETER TAGLIANETTI

32

Defense

HT/WT: 6' 2" 195 lbs **Shoots:** Left **Age:** 31

Born: Framingham, Mass., August 15, 1963

Acquired: Traded by Tampa Bay to Pittsburgh for a third round choice in 1993 Entry Draft on March 22, 1993.

CAREER HIGHLIGHTS

MILESTONES ACHIEVED: 400th game (12/23/93 at Boston)...1,000th penalty minute (11/26/93 at Washington).

MILESTONES WITHIN REACH: (Current total): 500 games (438).

FIRST NHL GAME: April 7, 1985 - a 4-4 Winnipeg tie at Calgary.

FIRST NHL POINT: Oct. 10, 1987 - an assist on a Paul MacLean goal in a 5-1 Winnipeg win at Calgary.

FIRST NHL GOAL: Oct. 17, 1987 - in a 5-2 Winnipeg win at Minnesota vs Don Beaupre.

MOST GOALS, GAME: 2 - Mar. 10, 1991 - in 4-3 Pittsburgh win at NY Islanders.

MOST ASSISTS, GAME: 2 - Six times.

MOST POINTS, GAME: 3 - Apr. 1, 1993 in an 10-4 Pittsburgh win vs Hartford (1g,2a).


MOST PENALTY MINUTES, GAME: 37 - Nov. 6, 1993 in a 8-3 Pittsburgh loss at Los Angeles

CAREER RECORD VS

Team	GP	G	A	PTS	PIM
Anaheim	1	0	0	0	2
Boston	24	2	5	7	35
Buffalo	18	1	6	7	31
Calgary	27	1	6	7	143
Chicago	15	0	2	2	32
Dallas	15	1	4	5	10
Detroit	20	0	3	3	69
Edmonton	27	1	1	2	79
Florida	3	0	0	0	17
Hartford	20	2	4	6	22
Los Angeles	25	3	3	6	90
Montreal	20	0	1	1	55
New Jersey	24	1	7	8	43
NY Islanders	22	2	6	8	61
NY Rangers	21	0	5	5	56
Ottawa	6	0	0	0	14
Philadelphia	20	0	1	1	16
Pittsburgh	12	0	2	2	40
Quebec	20	0	3	3	46
San Jose	8	0	1	1	10
St. Louis	16	0	3	3	36
Tampa Bay	1	1	0	1	0
Toronto	20	2	3	5	61
Vancouver	27	0	3	3	76
Washington	16	1	2	3	19
Winnipeg	10	0	2	2	29
TOTAL	438	18	73	91	1094

1993-94: Playing in his seventh season in the NHL, played in 60 games for the Penguins...Recorded 14 points (2+12), his third highest single season point total...Finished fourth among defensemen on the team with a plus five rating...Was a plus or even player in 41 of his 60 games...Finished third on the team with 142 penalty minutes...Recorded two multiple point games...Played in his 400th career game on Dec. 23 at Boston...Missed 17 games due to injury, including eight games with a neck injury suffered on Nov. 6 at Los Angeles. **PLAYOFFS:** Played in five of the team's six playoff games, recording two assists...Led the team with a plus two rating.

NHL CAREER: Was drafted by the Winnipeg Jets in the third round of the 1983 Entry Draft...In 1984-85 joined the Jets following completion of college career and played in one regular season game and one playoff game...In 1985-86 split the season between the Jets and the minor leagues, playing 18 games in the NHL...In 1986-87 played in three games with the Jets, while spending most of the season with Sherbrooke (AHL)...In 1987-88, his first full season in the NHL, set career-highs in goals (6), assists (17) and points (23)...In 1988-89, recorded a career-high 226 penalty minutes for Winnipeg...In 1989-90, led Winnipeg with a plus 20 rating...In 1990-91, was traded to Minnesota at the end of September ...Played in 16 games with the North Stars, before being traded to the Penguins in December...Played in 19 of the Penguins 24 games during the playoffs...Recorded three assists in the playoffs, all vs the North Stars in the finals...In 1991-92, missed the last 14 games of the regular season and the entire playoffs after having back surgery on April 3 to remove part of a bulging disk...In 1992-93 was reacquired by the Penguins from the Tampa Bay Lightning on March 22...Had been claimed by the Lightning in the 1992 Expansion Draft...Played in 61 games for the Lightning, recording nine points (1+8)...Led the Lightning with a plus eight...Played in 11 games with Pittsburgh after the trade, recording five points (1+4)...Recorded three points (1+2) on April 1 vs the Hartford Whalers...Played in a career-high 72 games...Played in 11 of 12 games in the 1993 playoffs, recording three points (1+2) ...Missed Game Four of the Patrick Division Finals vs the NY Islanders on May 8 with back spasms.



MINOR LEAGUE CAREER: Played in parts of two seasons with Sherbrooke (AHL) and part of one season with Moncton (AHL)...Was a member of the 1986-87 Sherbrooke team that lost in the AHL's Finals in seven games to Rochester.

COLLEGE CAREER: Played four seasons at Providence College, where he was named to the Hockey East First All-Star Team as a senior (1984-85).

PERSONAL: Peter and wife Allison have four sons and one daughter, Patrick (6) and two sets of twins Andrew and Jonathan (4) and Louis and Cory (2 months)...They reside in Pittsburgh year-round...Peter works for Hanglitter and Carroll, a Pittsburgh confection broker during the summer.



AMATEUR and PROFESSIONAL PLAYING RECORD

SEASON	TEAM	LEAGUE	REGULAR SEASON					PLAYOFFS				
			GP	G	A	PTS	PIM	GP	G	A	PTS	PIM
1981-82	Providence	ECAC	2	0	0	0	2	-	-	-	-	-
1982-83	Providence (a)	ECAC	43	4	17	21	68	-	-	-	-	-
1983-84	Providence	ECAC	30	4	25	29	68	-	-	-	-	-
1984-85	Winnipeg	NHL	1	0	0	0	0	1	0	0	0	0
	Providence (b)	HE	35	6	18	24	32	-	-	-	-	-
1985-86	Winnipeg	NHL	18	0	0	0	48	3	0	0	0	2
	Sherbrooke	AHL	24	1	18	19	75	-	-	-	-	-
1986-87	Winnipeg	NHL	3	0	0	0	12	-	-	-	-	-
	Sherbrooke	AHL	54	5	14	19	104	10	2	5	7	25
1987-88	Winnipeg	NHL	70	6	17	23	182	5	1	1	2	12
1988-89	Winnipeg	NHL	66	1	14	15	226	-	-	-	-	-
1989-90	Winnipeg	NHL	49	3	6	9	136	5	0	0	0	6
	Moncton	AHL	3	0	2	2	2	-	-	-	-	-
1990-91	Minnesota (c)	NHL	16	0	1	1	14	-	-	-	-	-
	PITTSBURGH (d)	NHL	39	3	8	11	93	19	0	3	3	49
1991-92	PITTSBURGH (e)	NHL	44	1	3	4	57	-	-	-	-	-
1992-93	Tampa Bay (f)	NHL	61	1	8	9	150	-	-	-	-	-
	PITTSBURGH	NHL	11	1	4	5	34	11	1	2	3	16
1993-94	PITTSBURGH	NHL	60	2	12	14	142	5	0	2	2	16
	NHL TOTALS		438	18	73	91	1094	49	2	8	10	101
	PGH TOTALS		154	7	29	34	326	35	1	7	8	81

a - June, 1983 - Drafted by Winnipeg in 1983 Entry Draft. Fourth Jets pick, 43rd overall, third round.


b - Hockey East First Team All-Star (1984-85)

c - September 30, 1990 - Traded to Minnesota by Winnipeg for future considerations.

d - December 11, 1990 - Traded to Pittsburgh by Minnesota with Larry Murphy for Jim Johnson and Chris Dahlquist.

e - June 18, 1992 - Claimed by Tampa Bay from Pittsburgh in 1992 Expansion Draft.

f - March 22, 1993 - Traded to Pittsburgh by Tampa Bay for a third round draft choice in the 1993 Entry Draft.



KEN WREGGET

31

Goaltender

HT/WT: 6' 1" 195 lbs. **Catches:** Left **Age:** 30

Born: Brandon, Man., March 25, 1964

Acquired: Traded by Philadelphia to Pittsburgh with Rick Tocchet, Kjell Samuelsson and a conditional draft choice for Mark Recchi, Brian Benning and Los Angeles' first round draft choice in 1992 Entry Draft on Feb. 19, 1992.

CAREER HIGHLIGHTS

MILESTONES ACHIEVED: 300th game (12/19/91 vs NYI) ...100th win (3/28/92 vs Montreal).

MILESTONES WITHIN REACH: (Current total): 400 games (383).

FIRST NHL GAME: Dec. 8, 1983 - an 8-6 Toronto win at Hartford.

FIRST NHL WIN: Dec. 8, 1983 - an 8-6 Toronto win at Hartford.

FIRST NHL SHUTOUT: Nov. 14, 1987 - a 4-0 Toronto win at Philadelphia.

CAREER RECORD VS

Team	GP	MIN	GA	SO	AVG	W-L-T
Anaheim	1	60	4	0	4.00	1-0-0
Boston	18	1057	63	0	3.58	7-10-0
Buffalo	19	969	65	0	4.02	8-9-1
Calgary	13	734	50	0	4.09	5-5-3
Chicago	30	1625	110	0	4.06	12-12-3
Dallas	32	1784	124	0	4.17	6-18-3
Detroit	19	857	73	0	5.11	3-9-0
Edmonton	19	1063	78	0	4.40	5-13-1
Florida	3	185	4	0	1.30	2-0-1
Hartford	15	835	63	0	4.52	6-9-0
Los Angeles	16	802	60	0	4.48	6-7-1
Montreal	13	770	35	0	2.73	8-5-1
New Jersey	15	756	47	0	3.73	7-5-2
NY Islanders	20	1148	71	0	3.71	9-7-1
NY Rangers	16	827	56	0	4.06	4-9-1
Ottawa	4	245	9	0	2.20	3-0-1
Philadelphia	10	603	36	1	3.58	6-2-2
Pittsburgh	19	1027	78	0	4.55	7-9-1
Quebec	18	1036	80	1	4.63	3-11-3
San Jose	-	-	-	-	-	-
St. Louis	25	1470	82	0	3.35	7-14-3
Tampa Bay	3	179	9	0	3.02	2-1-0
Toronto	7	324	19	0	3.51	2-2-2
Vancouver	10	607	36	1	3.56	5-3-2
Washington	23	1211	85	0	4.21	4-14-2
Winnipeg	15	855	46	0	3.22	7-7-1
TOTAL	383	21029	1383	3	3.95	135-181-35

1993-94: Posted a career-best 3.37 goals against average...Recorded 21 wins, only one shy of his career-high set in 1986-87 and tied in 1989-90...Recorded his third career shutout on January 27 vs Quebec (3-0)...Is one of only five goaltenders to record at least 10 wins in each of the past eight seasons... Made 14 straight starts from November 20 to December 26 and nine straight from January 11 to February 1...Allowed three goals or less in 22 of his 38 starts...Had a record of 12-4-4 at home with a goals against average of 2.88...Missed four games with a foot injury...Shared the Edward J. DeBartolo Award with Tom Barrasso for community involvement. **PLAYOFFS:** Did not play in the 1994 playoffs, serving as the backup for all six games.

NHL CAREER: Drafted by Toronto in the fourth round (45th overall) in 1982 Entry Draft...In 1983-84, played in three games with Toronto...In his first NHL game on December 8, faced 54 shots in an 8-6 Toronto win at Hartford...In 1984-85, his first full pro season was split between Toronto (NHL) and St. Catharines (AHL)...In 1985-86, started the season with St. Catharines, before being recalled on November 29 by Toronto...Played in 10 playoff games, recording one shutout and had a goals against average of 3.16...In 1986-87, played in 56 games, recording a career-high 22 wins...Played in all 13 of Toronto's playoff games, recording a 2.29 goals against average...Played in 56 games in 1987-88 recording his first two regular season shutouts...In 1988-89, played in 32 games with Toronto before being traded to Philadelphia on March 6, 1989...Started Game Seven of the Patrick Division finals at Pittsburgh on April 29, replacing injured Ron Hexall, allowing only one goal in a 4-1 Flyers' win...In 1989-90, tied a career-high with 22 wins set with Toronto in 1986-87...Was tied for eighth in the NHL in wins and tied for ninth in save percentage (.898)...Recorded six consecutive victories from Oct. 7-20 in 1990-91, winning the NHL Player of the Week award for the week ending Oct. 22...In 1991-92, was acquired by the Penguins from the Flyers along with Rick Tocchet and Kjell Samuelsson on February 19 for Mark Recchi and Brian Benning and a first round draft choice...Played in 23 games with the Flyers, recording a 3.57 goals against average and a 9-8-3 record...In six home games with the Penguins, had a 5-1-0 record...In the playoffs, played in one game, on April 25 vs Washington, replacing Tom Barrasso at the start of the second period...Served as the back-up goalie in 20 of the 21 playoff games...In 1992-93, won 13 games for the Penguins...Shared a shutout with Tom Barrasso on February 8 in Atlanta vs Boston... Allowed three goals or less in 14 of his 22 starts...Had a goals against average of 2.74 in making 11 consecutive starts from January 10 to February 8...Had a 7-1-1 record at the Civic Arena.

JUNIOR CAREER: In 1982-83 playing for Lethbridge (WHL), had a 3.48 goals against average in 48 games...Led all goalies with a 3.02 goals against average in the playoffs...In 1983-84 was named to the WHL East Division First All-Star Team...Led the WHL with a 3.16 goals against average in 1983-84.



INTERNATIONAL CAREER: Was named to the 1983 Canadian Junior National Team that played in the World Junior Tournament in Nykoping, Sweden...Played in five games in the tournament, finishing with a 3.00 goals against average.

PERSONAL: Ken and wife Susan have one son, Matthew, (2) and one daughter, Courtney (9 months)...Spent most of his summer in Pittsburgh, enjoying time with his family...Makes numerous appearances for the Penguins throughout the year...Enjoys golfing, traveling and working out.



AMATEUR and PROFESSIONAL PLAYING RECORD

SEASON	TEAM	LEAGUE	REGULAR SEASON							PLAYOFFS				
			GP	W-L-T	MP	GA	SO	AVG	GP	W-L	MP	GA	SO	AVG
1981-82	Lethbridge (a)	WHL	36	19-12-0	1713	118	0	4.13	3	-	84	3	0	2.14
1982-83	Lethbridge	WHL	48	26-17-1	2696	157	0	3.49	20	14-5	1154	58	1	3.02
1983-84	Toronto	NHL	3	1-1-1	165	14	0	5.09	-	-	-	-	-	-
	Lethbridge (b)	WHL	53	32-20-0	3053	161	0	3.16	4	1-3	210	18	0	5.14
1984-85	Toronto	NHL	23	2-15-3	1278	103	0	4.84	-	-	-	-	-	-
	St. Catharines	AHL	12	2-8-1	688	48	0	4.19	-	-	-	-	-	-
1985-86	Toronto	NHL	30	9-13-4	1566	113	0	4.33	10	6-4	607	32	1	3.16
	St. Catharines	AHL	18	8-9-0	1058	78	1	4.42	-	-	-	-	-	-
1986-87	Toronto	NHL	56	22-28-3	3026	200	0	3.97	13	7-6	761	29	1	2.29
1987-88	Toronto	NHL	56	12-35-4	3000	222	2	4.44	2	0-1	108	11	0	6.11
1988-89	Toronto (c)	NHL	32	9-20-2	1888	139	0	4.42	-	-	-	-	-	-
	Philadelphia	NHL	3	1-1-0	130	13	0	6.00	5	2-2	268	10	1	2.24
1989-90	Philadelphia	NHL	51	22-24-3	2961	169	0	3.42	-	-	-	-	-	-
1990-91	Philadelphia	NHL	30	10-14-3	1484	88	0	3.56	-	-	-	-	-	-
1991-92	Philadelphia (d)	NHL	23	9-8-3	1259	75	0	3.57	-	-	-	-	-	-
1991-92	PITTSBURGH	NHL	9	5-3-0	448	31	0	4.15	1	0-0	40	4	0	6.00
1992-93	PITTSBURGH	NHL	25	13-7-2	1368	78	0	3.42	-	-	-	-	-	-
1993-94	PITTSBURGH	NHL	42	21-12-7	2456	138	1	3.37	-	-	-	-	-	-
NHL TOTALS			383	136-181-35	21029	1383	3	3.95	31	15-13	1784	86	3	2.89
PGH TOTALS			76	39-22-9	4272	247	1	3.47	1	0-0	40	4	0	6.00


* - League-leading figures

a - June, 1982 - Drafted by Toronto in 1982 Entry Draft. Fourth Maple Leaf pick, 45th overall, third round.

b - WHL First All-Star Team, East Division (1983-84).

c - March 6, 1989 - Traded to Philadelphia by Toronto for Philadelphia's first round choice and Calgary's first round choice - acquired by Philadelphia in a prior trade - in 1989 Entry Draft.

d - February 19, 1992 - Traded to Pittsburgh by Philadelphia with Rick Tocchet, Kjell Samuelsson and a conditional draft choice for Mark Recchi, Brian Bonning and Los Angeles' first round choice - acquired by Pittsburgh in a prior trade - in 1992 Entry Draft.



LEN BARRIE

Center

HT/WT: 6'0" 180 lbs. Shoots: Left Age: 25

Born: Kimberley, B.C., June 4, 1969

Acquired: Signed as a free agent on August 24, 1994

1993-94: Was signed by the Florida Panthers as a free agent on July 20, 1993...Played in two games for the Panthers, recording no points...Spent most of the season with Cincinnati (IHL)...Ranked second in the league in assists (71) and points (116)...Ranked second on his team in both goals (45) and penalty minutes (246)...Was tied for second in the league with seven game-winning goals and tied for third in power play goals with 18...Ranked fifth in the playoffs in scoring with 21 points (8+13).


CAREER: Was drafted by the Edmonton Oilers in the seventh round of the 1988 Entry Draft...During the 1989-90 season, while playing for Kamloops (WHL), led the league in goals (85), assists (100) and points (185)...Was signed by the Philadelphia Flyers on February 28, 1990 and played in his first NHL game that same day at Vancouver...Scored his first NHL goal on November 22, 1992 vs the Sabres against Dominik Hasek, as a member of the Flyers.

AMATEUR and PROFESSIONAL PLAYING CAREER

SEASON	TEAM	LEAGUE	REGULAR SEASON					PLAYOFFS				
			GP	G	A	PTS	PIM	GP	G	A	PTS	PIM
1985-86	Calgary	WHL	32	3	0	3	18	-	-	-	-	-
1986-87	Calgary	WHL	34	13	13	26	81	-	-	-	-	-
	Victoria	WHL	34	7	3	13	92	5	0	1	1	15
1987-88	Victoria	WHL	70	37	49	86	192	8	2	0	2	29
1988-89	Victoria	WHL	67	39	48	87	157	7	5	2	7	23
1989-90	Philadelphia (a)	NHL	1	0	0	0	0	-	-	-	-	-
	Kamloops (b)	WHL	70	*85	*100	*185	108	17	*14	23	*37	24
1990-91	Hershey	AHL	63	26	32	58	60	7	4	0	4	12
1991-92	Hershey	AHL	75	42	43	85	78	3	0	2	2	32
1992-93	Philadelphia	NHL	8	2	2	4	9	-	-	-	-	-
	Hershey	AHL	61	31	45	76	162	-	-	-	-	-
1993-94	Florida (c)	NHL	2	0	0	0	0	-	-	-	-	-
	Cincinnati	IHL	77	45	71	116	246	11	8	13	21	60
NHL TOTALS			11	2	2	4	9	-	-	-	-	-

a - Signed as a free agent by Philadelphia, February 28, 1990.
b - WHL West First All-Star Team (1980).

c - Signed as a free agent by Florida, July 20, 1993.



JEFF CHRISTIAN

Left Wing

HT/WT: 6'1" 210 lbs. Shoots: Left Age: 24

Born: Burlington, Ont., July 30, 1970

Acquired: Signed as a free agent on August 2, 1994


1993-94: Playing for the Albany River Rats (AHL), was their leading goalscorer with 34...Finished second on the team with 77 points and third in penalty minutes with 227.

CAREER: Was drafted by the New Jersey Devils in the second round of the 1988 Entry Draft...Played in two games for the Devils during the 1991-92 season, including his first NHL game on January 25 vs Detroit.

AMATEUR and PROFESSIONAL PLAYING CAREER

SEASON	TEAM	LEAGUE	REGULAR SEASON					PLAYOFFS				
			GP	G	A	PTS	PIM	GP	G	A	PTS	PIM
1987-88	London	OHL	64	15	29	44	154	9	1	5	6	27
1988-89	London (a)	OHL	64	27	30	57	221	20	3	4	7	56
1989-90	London	OHL	18	14	7	21	64	-	-	-	-	-
	Owen Sound	OHL	37	19	26	45	145	10	6	7	13	43
1990-91	Utica	AHL	80	24	42	66	165	-	-	-	-	-
1991-92	New Jersey	NHL	2	0	0	0	2	-	-	-	-	-
	Utica	AHL	76	27	24	51	198	4	0	0	0	16
1992-93	Utica	AHL	22	4	6	10	39	-	-	-	-	-
	Hamilton	AHL	11	2	5	7	35	-	-	-	-	-
	Cincinnati	IHL	36	5	12	17	113	-	-	-	-	-
1993-94	Albany	AHL	76	34	43	77	227	5	1	2	3	19
NHL TOTALS			2	0	0	0	2	-	-	-	-	-

a - June, 1988 - Drafted by New Jersey Devils in 1988 Entry Draft, second Devils pick, 23rd overall, second round.
b - August 2, 1994 - Signed as a free agent by Pittsburgh.



BRAD LAUER

Left Wing

HT/WT: 6' 195 lbs. **Shoots:** Left **Age:** 27

Born: Humboldt, Sask., October 27, 1966.

Acquired: Signed as a free agent on September 6, 1994

1993-94: Split the season between Ottawa and Las Vegas (IHL)...Recorded seven points (2+5) in 30 games with Ottawa, while recording 42 (21+21) in 32 games with Las Vegas.

CAREER: Was drafted by the New York Islanders in the 1985 Entry Draft...Had his best season in the NHL with the Islanders in the 1987-88 season, recording 35 points (17+28) in a career-high 69 games...Playing for Indianapolis (IHL) in **1992-93**, led the IHL in goals with 50, and was selected to the First All-Star Team.

AMATEUR and PROFESSIONAL PLAYING CAREER

SEASON	TEAM	LEAGUE	REGULAR SEASON					PLAYOFFS				
			GP	G	A	PTS	PIM	GP	G	A	PTS	PIM
1983-84	Regina	WHL	60	5	7	12	51	16	0	1	1	24
1984-85	Regina (a)	WHL	72	33	46	79	57	8	6	6	12	9
1985-86	Regina	WHL	57	36	38	74	69	10	4	5	9	2
1986-87	NY Islanders	NHL	61	7	14	21	65	6	2	0	2	4
1987-88	NY Islanders	NHL	69	17	18	35	67	5	3	1	4	4
1988-89	NY Islanders	NHL	14	3	2	5	2	-	-	-	-	-
	Springfield	AHL	8	1	5	6	0	-	-	-	-	-
1989-90	NY Islanders	NHL	63	6	18	24	19	4	0	2	2	10
	Springfield	AHL	7	4	2	6	0	-	-	-	-	-
1990-91	NY Islanders	NHL	44	4	8	12	45	-	-	-	-	-
	Capital Dist.	AHL	11	5	11	16	14	-	-	-	-	-
1991-92	NY Islanders (b)	NHL	8	1	0	1	2	-	-	-	-	-
	Chicago	NHL	6	0	0	0	4	7	1	1	2	2
1992-93	Indianapolis	IHL	57	24	30	54	46	-	-	-	-	-
	Chicago	NHL	7	0	1	1	2	-	-	-	-	-
1993-94	Indianapolis (d)	IHL	62	*50	41	91	80	5	3	1	4	6
	Ottawa (d)	NHL	30	2	5	7	6	-	-	-	-	-
	Las Vegas	IHL	32	21	21	42	30	4	1	0	1	2
NHL TOTALS			302	40	66	106	212	22	6	4	10	20


*Led league

a - June, 1985 - Drafted by NY Islanders in 1985 Entry Draft. Third Islanders choice, 34th overall, second round.

b - October, 1991 - Traded with Brent Sutter to Chicago for Steve Thomas Adam Creighton.

c - IHL First Team All-Star (1992-1993).

d - September, 1994 - Signed as a free agent by Penguins.



ED PATTERSON

Right Wing

HT/WT: 6'2" 210 lbs. **Shoots:** Right **Age:** 21

Born: Delta, B.C., November 14, 1972

Acquired: Pittsburgh's seventh round draft choice, 148th overall, in 1991 Entry Draft.


1993-94: Recalled by the Penguins from the Cleveland Lumberjacks (IHL) eight times during the season...Played in his first NHL game on November 18 vs the Capitals...Scored his first NHL goal on January 7 at Buffalo against Dominik Hasek...Played in a total of 27 games with the Penguins, recording four points (3+1)...Played in a season-high 16 consecutive games from January 2 to February 10...With the Lumberjacks, ranked third on the team with 21 goals, 32 assists and 53 points.

CAREER: Drafted by the Penguins in the seventh round of the 1991 Entry Draft...Played for both Swift Current and Kamloops in the Western Hockey League...In **1992-93**, played in 63 games with Cleveland, recording 20 points and 131 penalty minutes.

AMATEUR and PROFESSIONAL PLAYING CAREER

SEASON	TEAM	LEAGUE	REGULAR SEASON					PLAYOFFS				
			GP	G	A	PTS	PIM	GP	G	A	PTS	PIM
1990-91	Swift Current (a)	WHL	7	2	7	9	0	-	-	-	-	-
	Kamloops	WHL	55	14	33	47	134	5	0	0	0	7
1991-92	Kamloops	WHL	38	19	25	44	120	1	0	0	0	0
1992-93	Cleveland	IHL	63	4	16	20	131	3	1	1	2	2
1993-94	PITTSBURGH	NHL	27	3	1	4	10	-	-	-	-	-
	Cleveland	IHL	55	21	32	53	73	-	-	-	-	-
NHL & PGH TOTALS			27	3	1	4	10	-	-	-	-	-

a - June, 1991 - Drafted by Pittsburgh in 1991 Entry Draft. Seventh Penguins pick, 148th overall, seventh round.



CHRIS TAMER

Defense

HT/WT: 6'2" 190 lbs. **Shoots:** Left **Age:** 23

Born: Dearborn, Michigan, November 17, 1970

Acquired: Pittsburgh's fourth round draft choice, 68th overall, in 1990 Entry Draft.

1993-94: Was signed by the Penguins on September 11 to his first professional contract...Recalled from Cleveland (IHL) by the Penguins on March 8 and remained with the Penguins for the rest of the season ...Played in his first NHL game on March 8 vs the Boston Bruins and has a plus four rating...Was a plus or even player in nine of his 12 games...Missed four games with a shoulder injury, while with the Penguins...Played in five of the six playoff games with the Penguins, recording no points and was a plus one...With Cleveland, played in 53 games and recorded three points (1+2)...At the time of his recall, led Cleveland with 160 penalty minutes.

CAREER: Played four seasons at the University of Michigan (CCHA)...Led Michigan in penalty minutes in each of his last two seasons...Was selected by the Penguins in the third round of the 1990 Entry Draft.


AMATEUR and PROFESSIONAL PLAYING CAREER

SEASON	TEAM	LEAGUE	REGULAR SEASON				PLAYOFFS					
			GP	G	A	PTS	PIM	GP	G	A	PTS	PIM
1988-89	Redford	NAJHL	31	6	13	19	79	-	-	-	-	-
1989-90	U. Michigan (a)	CCHA	42	2	7	9	147	-	-	-	-	-
1990-91	U. Michigan	CCHA	45	8	19	27	130	-	-	-	-	-
1991-92	U. Michigan	CCHA	43	4	15	19	125	-	-	-	-	-
1992-93	U. Michigan	CCHA	39	5	18	23	113	-	-	-	-	-
1993-94	Cleveland	IHL	53	1	2	3	160	-	-	-	-	-
	Pittsburgh	NHL	12	0	0	0	9	5	0	0	0	2
NHL & PGH TOTALS			12	0	0	0	9	5	0	0	0	2

a - June, 1990 - Drafted by Pittsburgh in 1990 Entry Draft. Third Penguins pick, 68th overall, in the third round.

PITTSBURGH PENGUINS TRAINING CAMP SITES

SEASON	SITE	PRE-SEASON RECORD
1967-68	Brantford, Ont.	4-1-1
1968-69	Brantford, Ont.	1-5-2
1969-70	Brantford, Ont.	4-1-2
1970-71	Brantford, Ont.	4-3-2
1971-72	Brantford, Ont.	3-2-3
1972-73	Brantford, Ont.	5-4-1
1973-74	Brantford, Ont.	4-2-3
1974-75	Brantford, Ont.	5-4-0
1975-76	Pittsburgh, PA	2-3-3
1976-77	Pittsburgh, PA	7-3-0
1977-78	Pittsburgh, PA	4-3-0
1978-79	Pittsburgh, PA	3-5-0
1979-80	Pittsburgh, PA	3-4-1
1980-81	Pittsburgh, PA	1-3-2
1981-82	Erie, PA/Pittsburgh, PA	4-1-2
1982-83	Johnstown, PA	1-3-3
1983-84	Johnstown, PA	3-4-1
1984-85	Pittsburgh, PA	2-4-0
1985-86	Pittsburgh, PA	1-5-0
1986-87	Pittsburgh, PA	2-6-0
1987-88	Pittsburgh, PA	5-1-2
1988-89	Pittsburgh, PA	6-3-0
1989-90	Pittsburgh, PA	4-5-1
1990-91	Pittsburgh, PA	7-2-0
1991-92	Pittsburgh, PA/Denver, CO	4-3-2
1992-93	Pittsburgh, PA	3-5-1
1993-94	Pittsburgh, PA	5-4-0




GREG ANDRUSAK

Defense

HT/WT: 6'1" 183 lbs. **Shoots:** Right **Age:** 24
Born: Cranbrook, B.C., November 14, 1969
Acquired: Pittsburgh's fifth round choice, 88th overall, in 1988 Entry Draft.

Season	Team	League	REGULAR SEASON					PLAYOFFS				
			GP	G	A	PTS	PIM	GP	G	A	PTS	PIM
1987-88	U. Minn.-Duluth (a)	WCHA	37	4	5	9	42	-	-	-	-	-
1987-88	Canadian Olympic Team		2	0	0	0	0	-	-	-	-	-
1988-89	U. Minn.-Duluth	WCHA	35	4	8	12	74	-	-	-	-	-
1989-90	U. Minn.-Duluth	WCHA	35	5	29	34	74	-	-	-	-	-
1990-91	Team Canada		53	4	11	15	34	-	-	-	-	-
1991-92	U. Minn.-Duluth	WCHA	36	7	27	34	125	-	-	-	-	-
1992-93	Cleveland	IHL	55	3	22	25	78	2	0	0	0	2
	Muskegon	OHL	2	0	3	3	7	-	-	-	-	-
1993-94	Pittsburgh	NHL	3	0	0	0	2	-	-	-	-	-
	Cleveland	IHL	69	13	26	39	109	-	-	-	-	-
NHL TOTALS			3	0	0	0	2	-	-	-	-	-

a - June, 1988 - Drafted by Pittsburgh Penguins in 1988 NHL Entry Draft. Fifth Penguins pick, 88th overall, fifth round.



STEVE BANCROFT

Defense

HT/WT: 6'1" 214 lbs. **Shoots:** Right **Age:** 23
Born: Toronto, Ont., October 6, 1970
Acquired: Signed as a free agent on August 2, 1993.

Season	Team	League	REGULAR SEASON					PLAYOFFS				
			GP	G	A	PTS	PIM	GP	G	A	PTS	PIM
1988-89	Bellefonte (a)	OHL	66	7	30	37	99	5	0	2	2	10
1989-90	Bellefonte	OHL	53	10	33	43	135	11	3	9	12	38
1990-91	Newmarket (b)	AHL	9	0	3	3	22	-	-	-	-	-
	Maine	AHL	53	2	12	14	46	2	0	0	0	2
1991-92	Maine (c)	AHL	26	1	3	4	45	-	-	-	-	-
	Indianapolis	IHL	36	8	23	31	49	-	-	-	-	-
1992-93	Chicago (d)	NHL	1	0	0	0	0	-	-	-	-	-
	Moncton	AHL	21	3	13	16	16	5	0	0	0	16
	Indianapolis	IHL	53	10	35	45	138	-	-	-	-	-
1993-94	Cleveland (ef)	IHL	33	2	12	14	58	-	-	-	-	-
NHL TOTALS			1	0	0	0	0	0	-	-	-	-

a - June, 1989 - Drafted by Toronto Maple Leafs in 1989 NHL Entry Draft. Third Maple Leafs pick, 21st overall, first round.


b - November 9, 1990 - Traded to Boston by Toronto for Rob Cimetta

c - January 9, 1992 - Traded to Chicago with Boston's 11th round choice in 1993 for Chicago's 11th round choice in 1992 Entry Draft and Chicago's third round choice in 1993 Entry Draft.

d - February 21, 1993 - Traded to Winnipeg with future considerations by Chicago for Troy Murray.

e - June 29, 1993 - Claimed by Florida from Winnipeg in 1993 Expansion Draft.

f - August 2, 1993 - Signed as a free agent by Pittsburgh Penguins.




JAMIE BLACK

Center

HT/WT: 6'0" 185 lbs. **Shoots:** Left **Age:** 22
Born: Calgary, Alberta, April 4, 1972
Acquired: Signed as a free agent on August 17, 1993.

Season	Team	League	REGULAR SEASON					PLAYOFFS				
			GP	G	A	PTS	PIM	GP	G	A	PTS	PIM
1991-92	Tacoma	WHL	71	33	37	70	79	4	1	0	1	0
1992-93	Tacoma (a)	WHL	69	42	61	103	53	7	7	15	22	2
1993-94	Cleveland	IHL	71	12	16	28	36	-	-	-	-	-

a - August 17, 1993 - Signed as a free agent by the Pittsburgh Penguins.




MIKE DAGENAIS

Defense

HT/WT: 6'0" 200 lbs. **Shoots:** Left **Age:** 25
Born: Gloucester, Ont., July 22, 1969
Acquired: Signed as a free agent, August 26, 1993.

Season	Team	League	REGULAR SEASON					PLAYOFFS				
			GP	G	A	PTS	PIM	GP	G	A	PTS	PIM
1986-87	Peterborough (a)	OHL	53	1	17	18	66	12	4	1	5	20
1987-88	Peterborough	OHL	66	11	23	34	125	12	1	1	2	31
1988-89	Peterborough	OHL	62	14	23	37	122	13	3	3	6	12
1989-90	Peterborough	OHL	44	14	26	40	74	12	4	1	5	18
1990-91	Indianapolis (b)	IHL	76	13	14	27	115	4	0	0	0	4
1991-92	Halifax	AHL	69	11	21	32	143	-	-	-	-	-
1992-93	Cincinnati (c)	IHL	69	14	22	36	128	-	-	-	-	-
1993-94	Cleveland	IHL	65	8	18	26	120	-	-	-	-	-

- a - June, 1987 - Drafted by Chicago Blackhawks in 1987 Entry Draft, Fourth Blackhawks pick, 60th overall, third round.
 b - September 25, 1991 - Traded to Quebec by Chicago for Ryan McGill.
 c - August 26, 1993 - Signed as a free agent by Pittsburgh Penguins.




LARRY DEPALMA

Left Wing

HT/WT: 6'0" 195 lbs. **Shoots:** Left **Age:** 28
Born: Trenton, MI, October 27, 1965.
Acquired: Claimed on waivers from the NY Islanders on March 9, 1994.

Season	Team	League	REGULAR SEASON					PLAYOFFS				
			GP	G	A	PTS	PIM	GP	G	A	PTS	PIM
1984-85	N. Westminster	WHL	65	14	16	30	87	10	1	1	2	25
1985-86	Saskatoon	WHL	65	61	51	112	232	13	7	9	16	58
	Minnesota (a)	NHL	1	0	0	0	0	-	-	-	-	-
1986-87	Minnesota	NHL	56	9	6	15	219	-	-	-	-	-
	Springfield	AHL	9	2	2	4	82	-	-	-	-	-
1987-88	Minnesota	NHL	7	1	1	2	15	-	-	-	-	-
	Baltimore	AHL	16	8	10	18	121	-	-	-	-	-
	Kalamazoo	IHL	22	6	11	17	215	-	-	-	-	-
1988-89	Minnesota	NHL	43	5	7	12	102	2	0	0	0	6
	Kalamazoo	IHL	36	7	14	21	218	4	1	1	2	32
1990-91	Minnesota	NHL	14	3	0	3	26	-	-	-	-	-
	Kalamazoo	IHL	55	27	32	59	160	11	5	4	9	25
1991-92	Kansas City (b)	IHL	62	28	29	57	188	15	7	**13	20	34
1992-93	San Jose	NHL	20	2	6	8	41	-	-	-	-	-
	Kansas City	IHL	30	11	11	22	83	10	1	4	5	20
1993-94	Pittsburgh (c)	NHL	7	1	0	1	5	1	0	0	0	0
	Atlanta	IHL	21	10	10	20	109	-	-	-	-	-
	Cleveland	IHL	9	4	1	5	49	-	-	-	-	-
	Salt Lake	IHL	34	4	12	16	127	-	-	-	-	-
	Las Vegas	IHL	1	0	0	0	15	-	-	-	-	-
NHL TOTALS			148	21	20	41	408	3	0	0	0	6

- a - June 1, 1986 - Signed as a free agent by Minnesota.
 b - August 30, 1991 - Signed as a free agent by San Jose.
 c - March 9, 1994 - Claimed on waivers from the NY Islanders by Pittsburgh.




PHILIPPE DeROUVILLE

Goalie

HT/WT: 6'1" 185 lbs. **Catches:** Left **Age:** 20
Born: Arthabaska, Quebec, August 7, 1974
Acquired: Pittsburgh's fifth round choice
 (115th overall) in 1992 Entry Draft.

Season	Team	League	REGULAR SEASON				PLAYOFFS				
			GP	MIN	GA	SO	AVG	GP	MIN	GA	AVG
1990-91	Longueuil	QMJHL	20	1030	50	0	2.91	-	-	-	-
1991-92	Verdun (a)	QMJHL	34	1854	99	2	3.20	11	593	28	2.83
1992-93	College Francais	QMJHL	61	3491	210	1	3.61	4	256	18	3.61
1993-94	College Francais	QMJHL	51	2845	145	1	3.06	4	210	14	4.00

a - June, 1992 - Drafted by Pittsburgh Penguins in 1992 NHL Entry Draft. Fifth Penguins pick, 115th overall, fifth round.




JUSTIN DUBERMAN

Right Wing

HT/WT: 6'1" 185 lbs. **Shoots:** Right **Age:** 24
Born: New Haven, CT., March 23, 1970
Acquired: Signed as a free agent on
 November 2, 1992.

Season	Team	League	REGULAR SEASON				PLAYOFFS					
			GP	G	A	PTS	PIM	GP	G	A	PTS	PIM
1988-89	North Dakota (a)	WCHA	33	3	1	4	30	-	-	-	-	-
1989-90	North Dakota	WCHA	42	10	9	19	50	-	-	-	-	-
1990-91	North Dakota	WCHA	42	19	18	37	68	-	-	-	-	-
1991-92	North Dakota (b)	WCHA	39	17	27	44	90	-	-	-	-	-
1992-93	Cleveland	IHL	77	29	42	71	69	4	0	0	0	12
1993-94	Pittsburgh	NHL	4	0	0	0	0	-	-	-	-	-
	Cleveland	IHL	59	9	13	22	63	-	-	-	-	-
NHL TOTALS			4	0	0	0	0	-	-	-	-	-

a - June, 1989 - Drafted by Montreal Canadiens in 1989 Entry Draft. 11th Canadiens pick, 230th overall, 11th round.
 b - November 2, 1992 - Signed as a free agent by Pittsburgh Penguins.



PAUL DYCK


Defense

HT/WT: 6'1" 192 lbs. **Shoots:** Left **Age:** 23
Born: Steinbach, Manitoba, April 20, 1971
Acquired: Pittsburgh's 11th round choice, 236th
 overall, in 1991 Entry Draft.

Season	Team	League	REGULAR SEASON				PLAYOFFS					
			GP	G	A	PTS	PIM	GP	G	A	PTS	PIM
1989-90	Moose Jaw	WHL	72	5	10	15	86	-	-	-	-	-
1990-91	Moose Jaw (a)	WHL	72	12	41	53	63	8	0	7	7	17
1991-92	Muskegon	IHL	73	6	21	27	40	14	1	3	4	4
1992-93	Cleveland	IHL	69	6	21	27	69	1	0	0	0	0
1993-94	Cleveland	IHL	60	1	10	11	57	-	-	-	-	-

a - June, 1991 - Drafted by Pittsburgh Penguins in 1991 NHL Entry Draft. 11th Penguins pick, 236th overall, 11th round.

79 5 12 17 59



JOE DZIEDZIC

Left Wing

HT/WT: 6'3" 183 lbs. **Shoots:** Left **Age:** 22
Born: Minneapolis, Minnesota, December 18, 1971
Acquired: Pittsburgh's third round choice (61st overall) in 1990 Entry Draft.

Season	Team	League	REGULAR SEASON				PLAYOFFS					
			GP	G	A	PTS	PIM	GP	G	A	PTS	PIM
1988-89	Edison HS	USHS	22	46	27	73	34	-	-	-	-	-
1989-90	Edison HS	USHS	17	29	19	48	0	-	-	-	-	-
1990-91	U. Minnesota (a)	WCHA	20	6	4	10	26	-	-	-	-	-
1991-92	U. Minnesota	WCHA	34	8	9	17	68	-	-	-	-	-
1992-93	U. Minnesota	WCHA	41	11	14	25	62	-	-	-	-	-
1993-94	U. Minnesota	WCHA	18	7	10	17	48	-	-	-	-	-

a - June, 1990 - Drafted by Pittsburgh Penguins in 1990 NHL Entry Draft. Third Penguins pick, 61st overall, third round.



BRIAN FARRELL

Left Wing

HT/WT: 5'11" 182 lbs. **Shoots:** Left **Age:** 21
Born: West Hartford, Connecticut, April 16, 1972
Acquired: Pittsburgh's fifth round choice (89th overall) in 1990 Entry Draft.

Season	Team	League	REGULAR SEASON				PLAYOFFS					
			GP	G	A	PTS	PIM	GP	G	A	PTS	PIM
1988-89	Avon Old Farms	US Prep	27	13	24	37	-	-	-	-	-	-
1989-90	Avon Old Farms (a)	US Prep	24	22	23	45	-	-	-	-	-	-
1990-91	Harvard	ECAC	29	3	8	11	16	-	-	-	-	-
1991-92	Harvard	ECAC	9	5	3	8	6	-	-	-	-	-
1992-93	Harvard	ECAC	31	10	23	33	33	-	-	-	-	-
1993-94	Harvard	ECAC	33	29	14	43	47	-	-	-	-	-

a - June, 1990 - Drafted by Pittsburgh in 1990 Entry Draft. Fourth Penguins pick, 89th overall, fifth round.




LADISLAV KARABIN

Left Wing

HT/WT: 6'1" 189 lbs **Shoots:** Left **Age:** 23
Born: Bratislava, Czech., February 16, 1970
Acquired: Pittsburgh's ninth round choice (173rd overall) in 1990 Entry Draft.

Season	Team	League	REGULAR SEASON				PLAYOFFS					
			GP	G	A	PTS	PIM	GP	G	A	PTS	PIM
1991-92	Bratislava (a)	Czech	27	4	8	12	10	-	-	-	-	-
1992-93	Bratislava	Czech	39	21	23	44	-	-	-	-	-	-
1993-94	Pittsburgh	NHL	9	0	0	0	2	-	-	-	-	-
	Cleveland	IHL	58	13	26	39	48	-	-	-	-	-
NHL TOTALS			9	0	0	0	2	-	-	-	-	-

a - June, 1990 - Drafted by Pittsburgh Penguins in 1990 Entry Draft. 11th Penguins pick, 173rd overall in ninth round.




ROBERT MELANSON

Defense

HT/WT: 6'1: 202 lbs. **Shoots:** Left **Age:** 23
Born: Antigonish, Nova Scotia, March 5, 1971
Acquired: Pittsburgh's fifth round choice, 104th overall, in 1991 Entry Draft.

Season	Team	League	REGULAR SEASON				PLAYOFFS					
			GP	G	A	PTS	PIM	GP	G	A	PTS	PIM
1990-91	Hull (a)	QM/JHL	66	1	8	9	210	6	0	1	1	2
1991-92	Muskegon	IHL	7	0	2	2	2	1	0	0	0	0
	Knoxville	ECHL	49	0	11	11	186	-	-	-	-	-
1992-93	Cleveland	IHL	27	0	5	5	123	1	0	0	0	0
	Muskegon	CHL	23	0	7	7	108	-	-	-	-	-
1993-94	Muskegon	CHL	44	2	8	10	184	3	1	1	2	6

a - June, 1991 - Drafted by Pittsburgh Penguins in 1991 NHL Entry Draft. Fifth Penguins pick, 104th overall, fifth round.




IAN MORAN

Defense

HT/WT: 5'11" 175 lbs. **Shoots:** Right **Age:** 22
Born: Cleveland, Ohio, August 24, 1972
Acquired: Pittsburgh's sixth round choice, 107th overall, in 1990 Entry Draft.

Season	Team	League	REGULAR SEASON				PLAYOFFS					
			GP	G	A	PTS	PIM	GP	G	A	PTS	PIM
1989-90	Belmont Hill Sch.	U.S.Prep	-	10	36	46	0	-	-	-	-	-
1990-91	Belmont Hill Sch.(a)	U.S.Prep	23	7	44	51	12	-	-	-	-	-
1991-92	Boston College	HE	30	2	16	18	44	-	-	-	-	-
1992-93	Boston College	HE	31	8	12	20	32	-	-	-	-	-
1993-94	U.S. National Team	HE	50	8	15	23	-	-	-	-	-	-
	Cleveland	IHL	33	5	13	18	39	-	-	-	-	-

a - June, 1990 - Drafted by Pittsburgh Penguins in 1990 NHL Entry Draft. Fifth Penguins pick, 107th overall, sixth round.




PATRICK NEATON

Defense

HT/WT: 6'0" 180 lbs. **Shoots:** Right **Age:** 23
Born: Redford, Michigan, May 21, 1971
Acquired: Pittsburgh's seventh round choice, 145th overall, in 1990 Entry Draft.

Season	Team	League	REGULAR SEASON				PLAYOFFS					
			GP	G	A	PTS	PIM	GP	G	A	PTS	PIM
1989-90	U. Michigan (a)	CCHA	42	3	23	26	36	-	-	-	-	-
1990-91	U. Michigan	CCHA	44	15	28	43	78	-	-	-	-	-
1991-92	U. Michigan	CCHA	43	10	20	30	62	-	-	-	-	-
1992-93	U. Michigan	CCHA	38	10	18	28	37	-	-	-	-	-
1993-94	Pittsburgh	NHL	9	1	1	2	12	-	-	-	-	-
	Cleveland	IHL	71	8	24	32	78	-	-	-	-	-

a - June, 1990 - Drafted by Pittsburgh Penguins in 1990 Entry Draft. Ninth Penguins pick, 145th overall, seventh round.




DOMENIC PITTIS

Center

HT/WT: 5'11" 180 lbs. **Shoots:** Left **Age:** 20
Born: Calgary, Alberta, October 1, 1974
Acquired: Pittsburgh's second round choice (52nd overall) in 1993 Entry Draft.

Season	Team	League	REGULAR SEASON					PLAYOFFS				
			GP	G	A	PTS	PIM	GP	G	A	PTS	PIM
1991-92	Lethbridge	WHL	85	6	17	23	46	5	0	2	2	4
1992-93	Lethbridge	WHL	66	46	73	119	69	4	3	3	6	8
1993-94	Lethbridge	WHL	72	58	69	127	93	8	4	11	15	16




OLIE SUNDSTROM

Goalie

HT/WT: 5'11" 178 lbs. **Catches:** Left **Age:** 26
Born: Leksand, Sweden, April 24, 1968
Acquired: Signed as a free agent on Dec. 16, 1993.

Season	Team	League	REGULAR SEASON					PLAYOFFS			
			GP	MIN	GA	SO	AVG	GP	MIN	GA	AVG
1992-93	Nashville	ECHL	21	1087	99	0	5.46	-	-	-	-
1993-94	Columbus	ECHL	8	416	28	0	4.04	-	-	-	-
1993-94	Cleveland (a)	IHL	46	2521	172	0	4.09	-	-	-	-

a - Dec. 16, 1993 - Signed as a free agent by Pittsburgh Penguins.



LEONID TOROPCHENKO

Left Wing

HT/WT: 6'4" 220 lbs. **Shoots:** Left **Age:** 26
Born: Voskresenki, CIS, August 28, 1968
Acquired: Pittsburgh's 10th round choice, 260th overall in 1993 Entry Draft.

Season	Team	League	REGULAR SEASON					PLAYOFFS				
			GP	G	A	PTS	PIM	GP	G	A	PTS	PIM
1991-92	Khimik	CIS	35	13	3	16	30	-	-	-	-	
1992-93	Springfield (a)	AHL	71	31	30	61	59	13	4	4	8	8
1993-94	Cleveland	IHL	59	13	20	33	36	-	-	-	-	

a - June, 1993 - Drafted by Pittsburgh in the 1993 Entry Draft. 10th Penguins choice, 260th overall, 10th round.

FUTURE PENGUINS

JAN ALINC **Center** **HT/WT: 6'2"** **180 lbs.**
 Born: Louny, Czech., May 27, 1972 Shoots: Left Age: 22
 Acquired: Pittsburgh's seventh round choice (163rd overall) in 1992 Entry Draft.

Season	Team	League	GP	G	A	PTS	PIM
1991-92	Litvinov	CSFR	36	16	12	28	-
1992-93	Chemopetrol	CSFR	25	11	9	20	-
1993-94	Chemopetrol	CSFR	36	16	25	41	-

JONAS ANDERSSON-JUNKKA **Center** **HT/WT: 6'2"** **170 lbs.**
 Born: Kiruna, Sweden, May 4, 1975 Shoots: Right Age: 19
 Acquired: Pittsburgh's fourth round choice (104th overall) in 1993 Entry Draft.

Season	Team	League	GP	G	A	PTS	PIM
1992-93	Kiruna	Sweden	30	3	7	10	32
1993-94	Kiruna	Sweden	15	4	7	11	40

STEFAN BERGKVIST **Defense** **HT/WT: 6'3"** **216 lbs.**
 Born: Leksand, Sweden, March 10, 1975 Shoots: Left Age: 19
 Acquired: Pittsburgh's first round choice (26th overall) in 1993 Entry Draft.

Season	Team	League	GP	G	A	PTS	PIM
1992-93	Leksand	Sweden	15	0	0	0	6
1993-94	Leksand	Sweden	6	0	0	0	0

BRIAN BONIN **Center** **HT/WT: 5'10"** **175 lbs.**
 Born: St. Paul, MN, November 28, 1973 Shoots: Left Age: 20
 Acquired: Pittsburgh's ninth round choice (211st overall) in 1992 Entry Draft.

Season	Team	League	GP	G	A	PTS	PIM
1991-92	Wilton Bear Lake	H.S.	23	22	35	57	8
1992-93	U. Minnesota	WCHA	38	10	18	28	10
1993-94	U. Minnesota	WCHA	42	24	20	44	14

FRAN BUSSEY **Center** **HT/WT: 6'3"** **184 lbs.**
 Born: Duluth, Minnesota, July 9, 1974 Shoots: Left Age: 20
 Acquired: Pittsburgh's eighth round choice (187th overall) in 1992 Entry Draft.

Season	Team	League	GP	G	A	PTS	PIM
1991-92	Duluth-East	H.S.	23	17	26	42	8
1992-93	Duluth-East	H.S.	24	18	20	38	14
1993-94	U. Wisconsin	WCHA	-	-	-	-	-

BRIAN CALLAHAN **Left Wing** **HT/WT: 6'1"** **190 lbs.**
 Born: Melrose, MA., July 13, 1974 Shoots: Left Age: 20
 Acquired: Pittsburgh's 10th round choice (235th overall) in 1992 Entry Draft.

Season	Team	League	GP	G	A	PTS	PIM
1991-92	Belmont Hill School	US Prep	25	20	18	38	-
1992-93	Belmont Hill School	US Prep	15	19	16	35	16
1993-94	Boston College	HE	36	11	11	22	58

BRIAN CLIFFORD **Center** **HT/WT: 6'0"** **180 lbs.**
 Born: Buffalo, New York, June 18, 1973 Shoots: Right Age: 21
 Acquired: Pittsburgh's sixth round choice (126th overall) in 1991 Entry Draft.

Season	Team	League	GP	G	A	PTS	PIM
1990-91	Nicholas High School	USHS	29	29	33	62	-
1991-92	Nicholas High School	USHS	29	27	31	58	46
1992-93	Michigan State	CCHA	34	15	7	22	20
1993-94	Michigan State	CCHA	35	6	4	10	22

RUSTY FITZGERALD **Center** **HT/WT: 6'1"** **185 lbs.**
 Born: Minneapolis, Minnesota, October 4, 1972 Shoots: Left Age: 22
 Acquired: Pittsburgh's second round choice (38th overall) in 1991 Entry Draft.

Season	Team	League	GP	G	A	PTS	PIM
1989-90	Silver Bay H.S.	USHS	21	25	26	51	24
1990-91	Duluth East H.S.	USHS	15	14	11	25	-
1991-92	U. Minn-Duluth	WCHA	37	9	11	20	40
1992-93	U. Minn-Duluth	WCHA	39	24	23	47	48
1993-94	U. Minn-Duluth	WCHA	37	11	25	36	59

37 16 22 38 50

85

FUTURE PENGUINS

LARRY McMORRAN **Center** **HT/WT: 6'3"** **193 lbs.**
 Born: Toronto, Ontario, May 16, 1975 Shoots: Right Age: 19
 Acquired: Pittsburgh's eighth round choice (208th overall) in 1993 Entry Draft.

Season	Team	League	GP	G	A	PTS	PIM
1992-93	Seattle	WHL	54	9	1	10	25
1993-94	Seattle	WHL	12	2	3	5	11
	Lethbridge	WHL	23	2	0	2	4

DAVE ROCHE **Left Wing** **HT/WT: 6'4"** **224 lbs.**
 Born: Lindsay, Ontario, June 13, 1975 Shoots: Left Age: 19
 Acquired: Pittsburgh's third round choice (62nd overall) in 1993 Entry Draft.

Season	Team	League	GP	G	A	PTS	PIM
1991-92	Peterborough	OHL	62	10	17	27	134
1992-93	Peterborough	OHL	56	40	60	100	105
1993-94	Peterborough	OHL	34	15	22	37	127
	Windsor	OHL	29	14	20	34	73

SEAN SELMSER **Left Wing** **HT/WT: 6'1"** **180 lbs.**
 Born: Calgary, Alberta, November 10, 1974 Shoots: Left Age: 19
 Acquired: Pittsburgh's seventh round choice (182nd overall) in 1993 Entry Draft.

Season	Team	League	GP	G	A	PTS	PIM
1991-92	Calgary Buffaloes	AMHL	32	21	24	45	131
1992-93	Red Deer	WHL	70	13	27	40	216
1993-94	Red Deer	WHL	71	25	25	50	201

JOE TAMMINEN **Center** **HT/WT: 6'2"** **185 lbs.**
 Born: Virginia, Minnesota, January 23, 1973 Shoots: Left Age: 21
 Acquired: Pittsburgh's fourth round choice (82nd overall) in 1991 Entry Draft.

Season	Team	League	GP	G	A	PTS	PIM
1990-91	Virginia HS	USHS	22	20	18	38	-
1991-92	U. Minn.-Duluth	WCHA	23	1	3	4	12
1992-93	U. Minn.-Duluth	WCHA	38	4	6	10	38
1992-93	U. Minn.-Duluth	WCHA	19	2	4	6	22

CHRIS TOK **Defense** **HT/WT: 6'1"** **185 lbs.**
 Born: Grand Rapids, Minnesota, March 19, 1973 Shoots: Left Age: 21
 Acquired: Pittsburgh's 10th round choice (214th overall) in 1991 Entry Draft.


Season	Team	League	GP	G	A	PTS	PIM
1990-91	Greenway H.S.	USHS	19	2	17	19	34
1991-92	Wisconsin	WCHA	19	0	1	1	8
1992-93	Wisconsin	WCHA	41	3	12	15	38
1993-94	Wisconsin	WCHA	41	2	5	7	97

MIKA VALILA **Center** **HT/WT: 6'0"** **187 lbs.**
 Born: Sodertalje, Sweden, February 20, 1970 Shoots: Left Age: 24
 Acquired: Pittsburgh's seventh round choice (130th overall) in 1990 Entry Draft.

Season	Team	League	GP	G	A	PTS	PIM
1989-90	Tappara	Finland	44	8	16	24	14
1990-91	Tappara	Finland	41	10	9	19	16
1991-92	Jokerit	Finland	30	4	3	7	4
1992-93	Lukko	Finland	48	8	10	18	24
1993-94	Lukko	Finland	45	7	7	14	18

The Penguins used 36 players during the 1993-94 season, which is the most since the 1990-91 season (39 players).

1994 ENTRY DRAFT SELECTIONS



Chris Wells, the Penguins first round draft choice in the 1994 Entry Draft is welcomed to the organization by Greg Malone, Ron Francis and Craig Patrick.

CHRIS WELLS		CENTER	6'6"	215 lbs.			
AGE:	18 (November 12, 1975)	BORN:	Calgary, Alberta				
SHOOTS:	Left	RD/OV:	1st/24th				
Season	Team	Lea.	GP	G	A	PTS	PIM
1991-92	Seattle	WHL	64	13	8	21	80
1992-93	Seattle	WHL	63	18	37	55	111
1993-94	Seattle	WHL	69	30	44	74	150

RICHARD PARK		CENTER	5'11"	176 lbs.			
AGE:	18 (May 27, 1976)	BORN:	Seoul, South Korea				
SHOOTS:	Right	RD/OV:	2nd/50th				
Season	Team	Lea.	GP	G	A	PTS	PIM
1992-93	Belleville	OHL	66	23	38	61	38
1993-94	Belleville	OHL	59	27	49	76	70
1994	Team USA	World Jr.	7	3	2	5	4

SVEN BUTENSCHON		DEFENSE	6'5"	201 lbs.			
AGE:	18 (March 22, 1976)	BORN:	Itzehoe, Germany				
SHOOTS:	Left	RD/OV:	3rd/57th				
Season	Team	Lea.	GP	G	A	PTS	PIM
1991-92	Eastman Selects	Midget	36	2	10	12	110
1992-93	Eastman Selects	Midget	35	14	22	36	101
1993-94	Brandon	WHL	70	3	19	22	51

GREG CROZIER		LEFT WING	6'4"	200 lbs.			
AGE:	18 (July 6, 1976)	BORN:	Calgary, Alberta				
SHOOTS:	Left	RD/OV:	3rd/73rd				
Season	Team	Lea.	GP	G	A	PTS	PIM
1990-91	Amherst	USHS	41	52	34	86	17
1991-92	Amherst	USHS	46	61	47	108	47
1992-93	Lawrence Acad.	USHS	21	22	13	35	9
1993-94	Lawrence Acad.	USHS	18	22	26	48	-

ALEXEI KRIVCHENKOV		DEFENSE	6'0"	185 lbs.			
AGE:	20	BORN:					
SHOOTS:	Left	RD/OV:	3rd/76th				
Season	Team	Lea.	GP	G	A	PTS	PIM
1993-94	CSKA-Russian Penguins	Russia	4	0	0	0	2

THOMAS O'CONNOR		DEFENSE	6'2"				190 lbs.
AGE:	18 (January 9, 1976)	BORN:	Springfield, MA				
SHOOTS:	Left	RD/OV:	4th/102nd				
Season	Team	Lea.	GP	G	A	PTS	PIM
1991-92	Springfield	Jr. B	40	1	12	13	12
1992-93	Springfield	Jr. B	42	11	19	30	40
1993-94	Springfield	EJHL	36	4	15	19	73
CLINT JOHNSON		LEFT WING	6'2"				200 lbs.
AGE:	18 (April 7, 1976)	BORN:	Duluth, MN				
SHOOTS:	Left	RD/OV:	5th/128th				
Season	Team	Lea.	GP	G	A	PTS	PIM
1991-92	Duluth East	HS	24	11	8	19	16
1992-93	Duluth East	HS	23	15	14	29	24
1993-94	Duluth East	HS	28	30	31	61	-
VALENTIN MOROZOV		CENTER	6'1"				185 lbs.
AGE:	19 (June 1, 1975)	BORN:					
SHOOTS:	Left	RD/OV:	6th/154th				
Season	Team	Lea.	GP	G	A	PTS	PIM
1993-94	CSKA-Russian Penguins	Russia	18	4	1	5	8
SERGE AUBIN		CENTER	6'0"				176 lbs.
AGE:	19 (February 15, 1975)	BORN:	Val D'Or, Quebec				
SHOOTS:	Left	RD/OV:	7th/161st				
Season	Team	Lea.	GP	G	A	PTS	PIM
1992-93	Drummondville	QMJHL	65	16	34	50	30
1993-94	Granby	QMJHL	63	42	32	74	80
DREW PALMER		DEFENSE	6'3"				209 lbs.
AGE:	18 (January 10, 1976)	BORN:	Wayzata, MN				
SHOOTS:	Left	RD/OV:	7th/180th				
Season	Team	Lea.	GP	G	A	PTS	PIM
1992-93	St. Paul Vulcans	USHL	48	2	11	13	152
1993-94	Seattle	WHL	67	0	5	5	154
BORIS ZELENKO		LEFT/RIGHT WING	6'1"				185 lbs.
AGE:	18 (September 12, 1975)	BORN:					
SHOOTS:	Right	RD/OV:	8th/206th				
Season	Team	Lea.	GP	G	A	PTS	PIM
1993-94	CSKA-Russian Penguins	Russia	34	5	1	6	10
JASON GODBOUT		DEFENSE	5'11"				190 lbs.
AGE:	18 (August 5, 1976)	BORN:					
SHOOTS:	Left	RD/OV:	9th/232nd				
Season	Team	Lea.	GP	G	A	PTS	PIM
1993-94	Hill-Murray MN	HS	25	18	26	44	-
MIKHAIL KAZAKEVICH		CENTER/RIGHT WING	6'1"				190 lbs.
AGE:	18 (January 14, 1976)	BORN:					
SHOOTS:	Left	RD/OV:	10th/258th				
Season	Team	Lea.	GP	G	A	PTS	PIM
1993-94	Yaroslavl	Russian Jr.	4	0	0	0	2
BRIAN LEITZA		GOALTENDER	6'2"				185 lbs.
AGE:	18 (August 31, 1975)	BORN:					
CATCHES:	Left	RD/OV:	11th/284th				
Season	Team	Lea.	GP	MIN	GA	SO	AVG
1993-94	Sioux City	Jr. A	32	1793	98	0	3.28



CLEVELAND LUMBERJACKS



Gateway Arena, One Center Ice, 200 Huron Road

PHONE: 216-696-0909

Cleveland, OH 44115

FAX: 216-696-3909

DIRECTORY

President/General Manager	Larry Gordon
Assistant General Manager	Robert McNamara
Head Coach	Rick Paterson
Trainer	Bert Godin
Senior Vice President/Chief Operating Officer	Len Komoroski
Vice President of Community Relations	Robert Whidden
Vice President of Administration	John Gentile
Vice President of Ticket Sales	Steve Swetoha
Director of Merchandising	Carl Hoerig
Director of Media Relations	Ken Mather
Director of Advertising/Promotions	Tracy Marek
Play-by-Play Announcer/Broadcast Coordinator	Tom McGinnis
Director of Group Sales	Chris Kreiser
Director of Telemarketing	Ed Diehl
Director of Ticket Operations	Nancy McGill
Corporate Sales Representative	David Gordon
Corporate Sales Representative	Jason Rossow
Ticket Account Representative	Laura Berge
Ticket Account Representative	Jason Nieberg
Accounting Clerk	Kortney Adams
Receptionist	Theresa Evanco
Business Development Advisor	Bill Enders
Home Ice	Gateway Arena
Seating Capacity	19,000
Television Station	KBL Sports Network



LARRY GORDON General Manager

Lumberjacks President/General Manager Larry Gordon possesses almost 30 years of professional hockey experience in key executive positions at just about every level of competition.

The Bancroft, Ontario native has worked in the front offices of the Boston Bruins, Cleveland Crusaders and Edmonton Oilers. He has also served as president and executive director of the World Hockey Association and owned minor league franchises in both the CHL and IHL.

Gordon has achieved his greatest success in hockey with the Lumberjacks, who are entering their second season in Cleveland. Under his direction, the Muskegon Lumberjacks were the IHL's dominant team throughout the last eight years, winning six division championships, three overall league regular season crowns, and two Turner Cup championships.

Gordon was also influential in establishing a working agreement with the Pittsburgh Penguins in 1987, making the Lumberjacks the Pens' top developmental team. For his success, Gordon has twice been named IHL Executive of the Year.



RICK PATERSON Head Coach

Rick Paterson begins his second season as head coach of the Lumberjacks after five seasons in the coaching ranks with the Pittsburgh Penguins. Paterson joined the Penguins coaching staff in June of 1988 after a 10-year playing career spanning three leagues as a pro. Drafted by Chicago in the 1978 NHL Draft, Paterson spent his entire NHL career with the Blackhawks' organization.

Known for his defensive work as a forward, and his penalty killing, he still owns the Blackhawks' record for the fastest two short-handed goals scored in a game when he tallied the two goals 2:30 apart vs Winnipeg during the 1984-85 campaign.

During his five seasons with the Penguins, Paterson worked as an assistant coach under Bob Johnson and Scotty Bowman. In 1991-92, Paterson scouted the pro leagues and prepared game plan strategy for each opponent during the playoffs. He returned as an assistant coach for the 1992-93 season.

1994-95 CLEVELAND LUMBERJACKS SCHEDULE

Sept. 30	@ Detroit	Jan. 22	@ Chicago
Oct. 7	@ Phoenix	Jan. 26	FORT WAYNE
Oct. 8	@ San Diego	Jan. 28	ATLANTA
Oct. 14	@ Fort Wayne	Jan. 31	DETROIT
Oct. 15	@ Kalamazoo	Feb. 3	INDIANAPOLIS
Oct. 22	DETROIT	Feb. 4	@ Kalamazoo
Oct. 23	@ Detroit	Feb. 5	FORT WAYNE (4:00PM)
Oct. 25	KALAMAZOO	Feb. 8	HOUSTON
Oct. 29	@ Chicago	Feb. 10	@ Indianapolis
Nov. 4	@ Indianapolis	Feb. 11	@ Peoria
Nov. 5	@ Peoria	Feb. 12	@ Chicago
Nov. 12	KANSAS CITY (1:00PM)	Feb. 17	@ Cincinnati
Nov. 13	SOVIET WINGS (6:00PM)	Feb. 18	CINCINNATI
Nov. 18	PEORIA	Feb. 19	MINNESOTA (4:00PM)
Nov. 19	CINCINNATI	Feb. 22	DENVER
Nov. 23	CHICAGO	Feb. 24	CHICAGO
Nov. 25	INDIANAPOLIS	Feb. 25	@ Cincinnati
Nov. 26	@ Kalamazoo	Feb. 26	INDIANAPOLIS (4:00PM)
Nov. 27	@ Chicago	Feb. 28	@ Peoria
Nov. 29	FORT WAYNE	Mar. 3	DETROIT
Dec. 2	@ Fort Wayne	Mar. 4	DETROIT (1:00PM)
Dec. 3	CINCINNATI (1:00PM)	Mar. 5	@ Indianapolis
Dec. 9	SAN DIEGO	Mar. 8	MILWAUKEE
Dec. 10	@ Cincinnati	Mar. 11	@ Chicago
Dec. 16	PHOENIX	Mar. 12	@ Detroit
Dec. 18	CINCINNATI (6:00PM)	Mar. 14	@ Indianapolis
Dec. 22	INDIANAPOLIS	Mar. 17	@ Cincinnati
Dec. 23	@ Fort Wayne	Mar. 18	@ Kalamazoo
Dec. 26	KALAMAZOO	Mar. 21	LAS VEGAS
Dec. 27	CHICAGO	Mar. 24	@ Atlanta
Dec. 28	@ Chicago	Mar. 25	CHICAGO
Dec. 31	CINCINNATI	Mar. 26	CHICAGO (4:00PM)
Jan. 5	KALAMAZOO	Mar. 29	KALAMAZOO
Jan. 6	@ Detroit	Mar. 30	@ Detroit
Jan. 7	KALAMAZOO (1:00PM)	Apr. 1	PEORIA
Jan. 10	@ Las Vegas	Apr. 2	PEORIA (1:00PM)
Jan. 11	@ Denver	Apr. 5	@ Kalamazoo
Jan. 13	@ Minnesota	Apr. 7	DETROIT
Jan. 14	@ Milwaukee	Apr. 8	FORT WAYNE
Jan. 20	@ Kansas City	Apr. 9	@ Detroit
Jan. 21	@ Houston		

HOME GAMES IN CAPS

All home games start at 7:00 unless otherwise noted.

1993-94 SCORING

Name	GP	G	A	PTS	PIM	Name	GP	G	A	PTS	PIM
Callander, Jock	81	31	70	101	126	Moran, Ian	33	5	13	18	39
Michayluk, Dave	81	48	51	99	92	Thiessen, Travis	74	2	13	15	75
Patterson, Ed	55	21	32	53	73	Bancroft, Steve	33	2	12	14	58
Depalma, Larry	65	18	23	41	300	Karpen, Mark	17	6	5	11	0
Karabin, Ladislav	58	13	26	39	48	Block, Grant	48	5	6	11	24
Andrusak, Greg	69	13	26	39	109	Dyck, Paul	60	1	10	11	57
Toropchenko, Leonid	59	13	20	33	36	Sykora, Petr	13	4	5	9	8
Hawkins, Todd	76	19	14	33	115	Needham, Mike	6	4	3	7	7
Gervais, Victor	37	16	16	32	18	Naslund, Markus	5	1	6	7	4
Neaton, Patrick	71	8	24	32	78	Zajankala, George	18	2	1	3	32
Ganchar, Perry	63	14	17	31	48	Tamer, Chris	53	1	2	3	160
Black, Jamie	71	12	16	28	36	Dopson, Rob	32	0	3	3	4
Dagenais, Mike	65	8	18	26	120	Sundstrom, Olie	46	0	3	3	33
Heward, Jamie	73	8	16	24	72	Hagen, Greg	5	0	2	2	2
Duberman, Justin	59	9	13	22	63	Romano, Roberto	11	0	0	0	0

GOALTENDING

Name	GP	W	L	OTL	MIN	GA	SO	AVG
Dopson, Rob	32	9	10	8	1681	109	0	3.89
Sundstrom, Olie	46	20	19	4	2522	172	0	4.09
Romano, Roberto	11	2	7	2	642	45	1	4.20

1994-95 PENGUINS ROSTER

NO.	FORWARDS	HGT	WGT	SHOT	PLACE OF BIRTH	BIRTHDATE
-	AUBIN, Serge	6'0"	176	L	Val D'Or, Que.	2/15/75
-	BARRIE, Len	6'0"	200	L	Kimberley, B.C.	6/4/69
-	BLACK, Jamie	6'0"	185	L	Calgary, Alta.	4/4/72
24	BROWN, Doug	5'10"	185	R	Southborough, MA	6/12/66
-	CHRISTIAN, Jeff	6'2"	210	L	Burlington, Ont.	7/30/70
11	CULLEN, John	5'10"	180	R	Puslinch, Ont.	8/2/64
-	DUBERMAN, Justin	6'1"	185	R	New Haven, CT	3/23/70
-	DZIEDZIC, Joe	6'3"	200	L	Minneapolis, MN	12/18/71
10	FRANCIS, Ron	6'2"	200	L	Sault Ste. Marie, Ont.	3/1/63
68	JAGR, Jaromir	6'2"	208	L	Kladno, Czech.	2/15/72
-	KARABIN, Ladislav	6'1"	189	L	Bratislava, Czech.	2/16/70
-	LAUER, Brad	6'0"	195	L	Humboldt, Sask.	10/27/66
15	McEACHERN, Shawn	6'0"	195	L	Waltham, MA	2/28/69
33	McKENZIE, Jim	6'3"	205	L	Gull Lake, Sask.	11/3/69
-	McMORRAN, Larry	6'3"	193	R	Toronto, Ont.	5/16/75
7	MULLEN, Joe	5'9"	180	R	New York, NY	2/26/57
29	NASLUND, Markus	5'11"	180	L	Bonassund, Sweden	7/30/73
-	PARK, Richard	5'11"	176	R	Seoul, South Korea	5/27/76
44	PATTERSON, Ed	6'2"	210	R	Delta, B.C.	11/14/72
-	PITTIS, Domenic	5'11"	180	L	Calgary, Alta.	10/1/74
20	ROBITAILLE, Luc	6'1"	190	L	Montreal, Quebec	2/17/66
-	ROCHE, Dave	6'4"	224	L	Lindsay, Ont.	6/13/75
17	SANDSTROM, Tomas	6'2"	200	L	Jakobstad, Finland	9/4/64
-	SELMSEER, Sean	6'1"	180	L	Calgary, Alta.	11/10/74
25	STEVENS, Kevin	6'3"	217	L	Brockton, MA	4/15/65
82	STRAKA, Martin	5'10"	180	L	Plzen, Czech.	9/3/72
-	TOROPCHENKO, Leonid	6'4"	220	R	Voskresenki, CIS	8/28/68
-	WELLS, Chris	6'6"	215	L	Calgary, Alta.	11/12/75

DEFENSE

-	ANDRUSAK, Greg	6'1"	183	R	Cranbrook, B.C.	11/14/69
-	BANCROFT, Steve	6'1"	214	L	Toronto, Ont.	10/6/70
-	BERGKVIST, Stefan	6'3"	216	L	Leksand, Sweden	3/10/75
34	BROWN, Greg	6'0"	185	R	Hartford, CT	3/7/68
-	BUTENSCHON, Sven	6'5"	201	L	Itzehoe, Germany	3/22/76
-	DAGENAIS, Mike	6'0"	185	L	Calgary, Alta.	7/22/69
-	DYCK, Paul	6'1"	192	L	Steinbach, Miba.	4/20/71
4	HAWGOOD, Greg	5'10"	190	L	Edmonton, Alta.	8/10/68
3	JENNINGS, Grant	6'3"	200	L	Hudson Bay, Sask.	5/5/65
-	MELANSON, Robert	6'1"	202	L	Antigonish, N.S.	3/5/71
-	MORAN, Ian	5'11"	175	R	Cleveland, OH	8/24/72
55	MURPHY, Larry	6'2"	210	R	Scarborough, Ont.	3/8/61
-	NEATON, Pat	6'0"	180	R	Redford, MI	5/21/71
-	PALMER, Drew	6'3"	209	L	Wayzata, MN	1/10/76
28	SAMUELSSON, Kjell	6'6"	233	R	Tyngsnyd, Sweden	10/8/58
5	SAMUELSSON, Ulf	6'1"	195	L	Fagersta, Sweden	3/26/64
32	TAGLIANETTI, Peter	6'2"	195	L	Framingham, MA	8/15/63
2	TAMER, Chris	6'2"	190	L	Dearborn, MI	11/17/70
-	WOODS, Brock	6'1"	200	R	Belleville, Ont.	2/20/71

GOALTENDERS

NO.	GOALTENDER	HGT	WGT	GLOVE	PLACE OF BIRTH	BIRTHDATE
35	BARRASSO, Tom	6'3"	211	R	Boston, MA	3/31/65
-	DeROUVILLE, Philippe	6'1"	183	L	Arthabaska, Que.	8/7/74
-	LALIME, Patrick	6'2"	170	L	St. Bonaventure, Que.	7/7/74
-	SUNDSTROM, Olie	5'11"	180	L	Leksand, Sweden	4/24/68
31	WREGGET, Ken	6'1"	195	L	Brandon, Man.	3/25/64

1994-95 PENGUINS ROSTER

NO.	PLAYERS	1993-94 CLUB	LEAGUE	GP	G	A	PTS	PIM
-	AUBIN, Serge	Granby	QMJHL	63	42	32	74	80
-	BARRIE, Len	Cincinnati	IHL	77	45	71	116	246
-		Florida	NHL	2	0	0	0	0
-	BLACK, Jamie	Cleveland	IHL	71	12	16	28	36
24	BROWN, Doug	Pittsburgh	NHL	77	18	37	55	18
-	CHRISTIAN, Jeff	Albany	AHL	76	34	43	77	227
11	CULLEN, John	Toronto	NHL	53	13	17	30	67
-	DUBERMAN, Justin	Cleveland	IHL	59	9	13	22	63
-		Pittsburgh	NHL	4	0	0	0	0
-	DZIEDZIC, Joe	U. Minnesota	WCHA	18	7	10	17	48
10	FRANCIS, Ron	Pittsburgh	NHL	82	27	66	93	62
68	JAGR, Jaromir	Pittsburgh	NHL	80	32	67	99	61
-	KARABIN, Ladislav	Cleveland	IHL	58	13	26	39	48
-		Pittsburgh	NHL	9	0	0	0	2
-	LAUER, Brad	Ottawa	NHL	30	2	5	7	6
-		Las Vegas	IHL	32	21	21	42	30
15	McEACHERN, Shawn	Los Angeles	NHL	49	8	13	21	24
-		Pittsburgh	NHL	27	12	9	21	10
33	McKENZIE, Jim	Hartford	NHL	26	1	2	3	67
-		Dallas	NHL	34	2	3	5	63
-		Pittsburgh	NHL	11	0	0	0	16
-	McMORRAN, Larry	Seattle	WHL	12	2	3	5	11
-		Lethbridge	WHL	23	2	0	2	4
7	MULLEN, Joe	Pittsburgh	NHL	84	38	32	70	41
29	NASLUND, Markus	Pittsburgh	NHL	71	4	7	11	27
-		Cleveland	IHL	5	1	6	7	4
-	PARK, Richard	Belleville	OHL	59	27	49	76	70
44	PATTERSON, Ed	Pittsburgh	NHL	27	3	1	4	10
-		Cleveland	IHL	55	21	32	53	73
-	PITTS, Domenic	Lethbridge	WHL	72	58	69	127	93
20	ROBITAILLE, Luc	Los Angeles	NHL	83	44	42	86	86
-	ROCHE, Dave	Windsor	OHL	63	29	42	71	200
17	SANDSTROM, Tomas	Los Angeles	NHL	51	17	24	41	59
-		Pittsburgh	NHL	27	6	11	17	24
-	SELMSER, Sean	Red Deer	WHL	71	25	25	50	201
25	STEVENS, Kevin	Pittsburgh	NHL	83	41	47	88	155
82	STRAKA, Martin	Pittsburgh	NHL	84	30	34	64	24
-	TOROPCHENKO, Leonid	Cleveland	IHL	59	13	20	33	36
-	WELLS, Chris	Seattle	WHL	69	30	44	74	150

DEFENSE

-	ANDRUSAK, Greg	Cleveland	IHL	69	13	26	39	109
-	BANCROFT, Steve	Cleveland	IHL	33	2	12	14	58
-	BERGKVIST, Stefan	Leksand	Sweden	6	0	0	0	0
34	BROWN, Greg	Pittsburgh	NHL	36	3	8	11	28
-	BUTENSCHÖN, Sven	Brandon	WHL	70	3	19	22	51
-	DAGENAIS, Mike	Cleveland	IHL	65	8	18	26	120
-	DYCK, Paul	Cleveland	IHL	60	1	10	11	57
4	HAWGOOD, Greg	Philadelphia	NHL	19	3	12	15	19
-		Florida	NHL	33	2	14	16	9
-		Pittsburgh	NHL	12	1	2	3	8
3	JENNINGS, Grant	Pittsburgh	NHL	61	2	4	6	126
-	MELANSON, Robert	Muskegon	CHL	44	2	8	10	184
-	MORAN, Ian	Cleveland	IHL	33	5	13	18	39
55	MURPHY, Larry	Pittsburgh	NHL	84	17	56	73	44
-	NEATON, Pat	Pittsburgh	NHL	9	1	1	2	12
-		Cleveland	IHL	71	8	24	32	78
-	PALMER, Drew	Seattle	WHL	67	0	5	5	154
28	SAMUELSSON, Kjell	Pittsburgh	NHL	59	5	8	13	118
5	SAMUELSSON, Ulf	Pittsburgh	NHL	80	5	24	29	199
32	TAGLIANETTI, Peter	Pittsburgh	NHL	60	2	12	14	142
2	TAMER, Chris	Cleveland	IHL	53	1	2	3	160
-		Pittsburgh	NHL	12	0	0	0	9
-	WOODS, Brock	Wheeling	ECHL	64	10	22	32	225

GOALTENDERS

NO.	GOALTENDER	1993-94 CLUB	LEAGUE	GP	MP	GA	SO	AVG
35	BARRASSO, Tom	Pittsburgh	NHL	44	2482	139	2	3.36
-	DeROUVILLE, Philippe	Verdun	QMJHL	51	2845	145	1	3.06
-	LALIME, Patrick	Shawigan	QMJHL	48	2733	192	1	4.22
-	SUNDSTROM, Olie	Cleveland	IHL	46	2521	172	0	4.09
31	WREGGET, Ken	Pittsburgh	NHL	42	1291	138	1	3.37

1994-95 PENGUINS ROSTER

NO.	PLAYERS	HOW ACQUIRED (Draft-YR: Pick-O/A-Rnd.) (Trade: Month-Year)	JUNIOR OR COLLEGE HOCKEY
CENTERS			
-	AUBIN, Serge	Entry Draft (1994) (9-161-7)	Junior-QMJHL (Granby)
-	BARRIE, Len	Free Agent (Aug./1994)	Junior-WHL (Kamloops)
-	BLACK, Jamie	Free Agent (Aug./1993)	Junior-WHL (Tacoma)
11	CULLEN, John	Free Agent (Jul./1994)	College-HE (Boston U.)
10	FRANCIS, Ron	Trade With Hartford (Mar./1991)	Junior-OHL (S.S. Marie)
15	MCEACHERN, Shawn	Trade with Los Angeles (Feb./1994)	College-HE (Boston U.)
-	MCMORRAN, Larry	Entry Draft (1993) (8-208-8)	Junior-WHL (Seattle)
-	PARK, Richard	Entry Draft (1994) (2-50-2)	Junior-OHL (Belleville)
-	PITTIS, Domenic	Entry Draft (1993) (2-52-2)	Junior-WHL (Lethbridge)
82	STRAKA, Martin	Entry Draft (1992) (1-19-1)	Europe-Czech. (Plzen)
-	WELLS, Chris	Entry Draft (1994) (1-24-1)	Junior-WHL (Seattle)
LEFT WINGS			
-	CHRISTIAN, Jeff	Free Agent (Aug./1994)	Junior-OHL (Owen Sound)
-	DZIEDZIC, Joe	Entry Draft (1990) (2-61-3)	College-WCHA (Minnesota)
-	KARABIN, Ladislav	Entry Draft (1990) (11-173-9)	Europe-Czech (Bratislava)
-	LAUER, Brad	Free Agent (Sept./1994)	Junior-WHL (Regina)
33	MCKENZIE, Jim	Trade with Dallas (Mar./1994)	Junior-WHL (Victoria)
29	NASLUND, Markus	Entry Draft (1991) (1-16-1)	Europe-Sweden (MoDo)
20	ROBITAILLE, Luc	Trade with Los Angeles (Jul./1994)	Junior-WHL (Hull)
-	ROCHE, David	Entry Draft (1993) (3-62-3)	Junior-OHL (Peterborough)
-	SELMSEER, Sean	Entry Draft (1993) (7-182-7)	Junior-WHL (Red Deer)
25	STEVENS, Kevin	Trade with Los Angeles (Sept./1983)	College-HE (Boston College)
-	TOROPCHENKO, Leonid	Entry Draft (1993) (10-260-10)	
RIGHT WINGS			
24	BROWN, Doug	Free Agent (Sept./1993)	College-HE (Boston College)
-	DUBERMAN, Justin	Free Agent (Nov./1992)	College-WCHA (North Dakota)
68	JAGR, Jaromir	Entry Draft (1990) (1-5-1)	Europe-Czech. (Kladno)
7	MULLEN, Joe	Trade with Calgary (June/1990)	College-ECAC (Boston College)
44	PATTERSON, Ed	Entry Draft (1991) (7-148-7)	Junior-WHL (Kamloops)
17	SANDSTROM, Tomas	Trade with Los Angeles (Feb./1994)	Europe-Sweden (Brynäs)
DEFENSE			
-	ANDRUSAK, Greg	Entry Draft (1988) (5-88-5)	College-WCHA (Minn.-Duluth)
-	BANCROFT, Steve	Free Agent (Aug./1993)	Junior-OHL (Belleville)
-	BERGQVIST, Stefan	Entry Draft (1993) (1-26-1)	Europe-Sweden (Leksand)
34	BROWN, Greg	Free Agent (Sept./1993)	College-HE (Boston College)
-	BUTENSCHON, Sven	Entry Draft (1994) (3-57-3)	Junior-WHL (Brandon)
-	DAGENAIS, Mike	Free Agent (Aug./1993)	Junior-OHL (Peterborough)
-	DYCK, Paul	Entry Draft (1991) (11-236-11)	Junior-WHL (Moose Jaw)
4	HAWGOOD, Greg	Trade with Florida (Mar./1994)	Junior-WHL (Kamloops)
3	JENNINGS, Grant	Trade with Hartford (Mar./1991)	Junior-WHL (Saskatoon)
-	MELANSON, Robert	Entry Draft (1991) (5-104-5)	Junior-QMJHL (Hull)
-	MORAN, Ian	Entry Draft (1990) (5-107-6)	College-HE (Boston College)
55	MURPHY, Larry	Trade with Minnesota (Dec./1990)	Junior-OHL (Peterborough)
-	NEATON, Pat	Entry Draft (1990) (9-145-7)	College-CCHA (Michigan)
-	PALMER, Drew	Entry Draft (1994) (10-180-7)	Junior-WHL (Seattle)
28	SAMUELSSON, Kjell	Trade with Philadelphia (Feb./1992)	Europe-Sweden (Leksand)
5	SAMUELSSON, Ulf	Trade with Hartford (Mar./1991)	Europe-Sweden (Leksand)
32	TAGLIANETTI, Peter	Trade with Tampa Bay (Mar./1993)	College-ECAC (Providence)
2	TAMER, Chris	Entry Draft (1990) (3-68-4)	College-CCHA (Michigan)
GOALTENDERS			
35	BARRASSO, Tom	Trade with Buffalo (Nov./1988)	High School (Acton-Boxboro)
-	DEROUVILLE, Philippe	Entry Draft (1992) (5-115-5)	Junior-QMJHL (Verdun)
-	LALIME, Patrick	Entry Draft (1993) (6-156-6)	Junior-QMJHL (Shawigan)
-	SUNDSTROM, Olie	Free Agent (Sept./1994)	Europe-Sweden (Leksand)
31	WREGGET, Ken	Trade with Philadelphia (Feb./1992)	Junior-WHL (Lethbridge)

1993 – 94

SEASON IN REVIEW



1993-94 PENGUINS RESULTS

TM	NO	DATE	RESULT	PENGUINS GOALIE	WINNING OR TYING GOAL	W/L/T	W-L-T	PTS	GF	GA	PCT	ANN. ATTEND.
1993												
1.	Tue.	Oct 5	PGH. 3 at Phi.	4 Barrasso	Yushkevich	L	0-1-0	0	3	4	.000	17,380*
2.	Thur.	7	PGH. 2 Mil.	1 OTBar/WREG	MULLEN (1)	W	1-1-0	2	5	5	.500	17,039
3.	Sat.	9	PGH. 3 NYR	2 Wregget	STRAKA (1)	W	2-1-0	4	8	7	.667	16,994
4.	Sun.	10	PGH. 4 at Que.	7 Wregget	Sakic	L	2-2-0	4	12	14	.500	14,731
5.	Tue.	12	PGH. 2 at Fla.	1 Wregget	MULLEN (2)	W	3-2-0	6	14	15	.600	14,372
6.	Thur.	14	PGH. 2 at TB	3 Wregget	Tucker	L	3-3-0	6	16	18	.500	20,132
7.	Sat.	16	PGH. 5 Hid.	3 Barrasso	STRAKA (2)	W	4-3-0	8	21	21	.571	16,624
8.	Tue.	19	PGH. 3 at NYI	2 Barrasso	NEEDHAM (1)	W	5-3-0	10	24	23	.625	10,574
9.	Fri.	22	PGH. 4 at Buf.	2 Barrasso	STEVENS (1)	W	6-3-0	12	28	25	.667	15,237
10.	Sat.	23	PGH. 3 STL.	3 OTBarrasso	Housley (T)	T	6-3-1	13	31	28	.650	17,101
11.	Thur.	28	PGH. 3 Que.	7 Barrasso	Kamensky	L	6-4-1	13	34	35	.591	17,097
12.	Sat.	30	PGH. 4 Chi.	3 Barrasso	JAGR (1)	W	7-4-1	15	38	38	.625	17,372
13.	Tue.	Nov 2	PGH. 3 at SJ	3 OTBarrasso	U.SAMUELSSON (T)	T	7-4-2	16	41	41	.615	16,162
14.	Wed.	3	PGH. 6 Buf.	2 Barrasso	MULLEN (3)	W	8-4-2	18	47	43	.643	10,117#
15.	Sat.	6	PGH. 3 at LA	8 BARR/Wreg	Donnelly	L	8-5-2	18	50	51	.600	16,005*
16.	Sun.	7	PGH. 5 at Ana.	4 Wregget	JAGR (2)	W	9-5-2	20	55	55	.625	17,083
17.	Tue.	9	PGH. 3 at STL.	3 OTBarrasso	Hull (T)	T	9-5-3	21	58	58	.618	17,314*
18.	Thur.	11	PGH. 1 at Chi.	4 Barrasso	Murphy	L	9-6-3	21	59	62	.583	17,454*
19.	Sat.	13	PGH. 3 Det.	7 BAR/Wreg	Kozlov	L	9-7-3	21	62	69	.553	17,537*
20.	Tue.	16	PGH. 11 Phi.	5 Wregget	MULLEN (3)	W	10-7-3	23	73	74	.575	16,283
21.	Thur.	18	PGH. 3 Was.	2 Barrasso	STRAKA (3)	W	11-7-3	25	76	76	.595	15,698
22.	Sat.	20	PGH. 2 at Mil.	2 OTWregget	TOCCHET (T)	T	11-7-4	26	78	78	.591	17,631
23.	Wed.	24	PGH. 7 Bos.	3 Wregget	JENNINGS (1)	W	12-7-4	28	85	81	.609	17,537*
24.	Fri.	26	PGH. 4 at Was.	4 OTWregget	Ridley (T)	T	12-7-5	29	89	85	.604	18,130*
25.	Sat.	27	PGH. 2 Ott.	2 OTWregget	JAGR (T)	T	12-7-6	30	91	87	.600	17,537*
26.	Thur.	Dec 2	PGH. 2 NJ	2 OTWregget	JAGR (T)	T	12-7-7	31	93	89	.596	16,090
27.	Sat.	4	PGH. 7 at Hid.	6 OTWregget	JAGR (2)	W	13-7-7	33	100	95	.611	12,643
28.	Wed.	8	PGH. 2 at Dal.	3 Wregget	Klatt	L	13-8-7	33	102	98	.589	16,227
29.	Sat.	11	PGH. 6 at TB	3 Wregget	MURPHY (1)	W	14-8-7	35	108	101	.603	23,907
30.	Tue.	14	PGH. 4 LA	2 Wregget	TOCCHET (1)	W	15-8-7	37	112	103	.617	17,009
31.	Thur.	16	PGH. 2 Buf.	1 Wregget	MULLEN (4)	W	16-8-7	39	114	104	.629	15,734
32.	Sun.	19	PGH. 3 NYI	6 Wregget	Thomas	L	16-9-7	39	117	110	.609	16,594
33.	Tue.	21	PGH. 8 TB	3 Wregget	DANIELS (1)	W	17-9-7	41	125	113	.621	15,601
34.	Thur.	23	PGH. 4 at Bos.	3 Wregget	MULLEN (5)	W	18-9-7	43	129	116	.632	14,448*
35.	Sun.	26	PGH. 3 at Was.	7 Wregget	Khristic	L	18-10-7	43	132	123	.614	15,346
36.	Tue.	28	PGH. 4 Phi.	4 OTBar/WREG	MCSORLEY (T)	T	18-10-8	44	136	127	.611	17,537*
37.	Fri.	31	PGH. 4 Que.	5 Wregget	Sundin	L	18-11-8	44	140	132	.595	17,537*
1994												
38.	Sun.	Jan 2	PGH. 2 at Hid.	7 Wregget	Cunneyworth	L	18-12-8	44	142	139	.579	11,665
39.	Mon.	3	PGH. 4 at Ott.	1 Romano	MULLEN (6)	W	19-12-8	46	146	140	.590	10,474
40.	Fri.	7	PGH. 4 at Buf.	3 OTWregget	FRANCIS (1)	W	20-12-8	48	150	143	.600	15,689
41.	Sat.	8	PGH. 2 Cgy.	2 OTRomano	STRAKA (T)	T	20-12-9	49	152	145	.598	17,537*
42.	Tue.	11	PGH. 5 Bos.	4 OTWregget	STEVENS (2)	W	21-12-9	51	157	149	.607	16,646
43.	Thur.	13	PGH. 2 Fla.	2 OTWregget	Mellanby (T)	T	21-12-10	52	159	151	.605	15,661
44.	Sat.	15	PGH. 4 Edm.	3 Wregget	MURPHY (2)	W	22-12-10	54	163	154	.614	17,476
45.	Tue.	18	PGH. 3 at Que.	6 Wregget	Kovalenko	L	22-13-10	54	166	160	.600	14,229
Sat., Jan. 22, ALL-STAR GAME - Eastern Conf. 9, Western Conf. 8 (at Madison Square Garden)												
46.	Tue.	25	PGH. 4 Ott.	2 Wregget	STRAKA (4)	W	23-13-10	56	170	162	.609	15,121
47.	Thur.	27	PGH. 3 Que.	0 Wregget	STRAKA (5)	W	24-13-10	58	173	162	.617	16,234
48.	Sat.	29	PGH. 4 at Tor.	4 Wregget	FRANCIS (T)	T	24-13-11	59	177	166	.615	15,728
49.	Mon.	31	PGH. 3 at NYR	5 Wregget	Messier	W	24-14-11	59	180	171	.602	18,200*
50.	Tue.	Feb 1	PGH. 2 Fla.	1 Wregget	MURPHY (3)	W	25-14-11	61	182	172	.610	15,091
51.	Fri.	4	PGH. 6 at Det.	3 Barrasso	STRAKA (6)	W	26-14-11	63	188	175	.618	19,875
52.	Sat.	5	PGH. 3 at NJ	7 Barrasso	Niedermayer	L	26-15-11	63	191	182	.606	19,040
53.	Mon.	7	PGH. 1 Mil.	4 Wregget	Schneider	L	26-16-11	63	192	186	.594	16,562
54.	Thur.	10	PGH. 3 NYI	5 Barrasso	King	L	26-17-11	63	195	191	.583	16,069
55.	Sat.	12	PGH. 3 Dal.	9 Wregget	Craig	L	26-18-11	63	198	200	.573	17,537*
56.	Sun.	13	PGH. 3 at Phi.	0 Barrasso	STEVENS (3)	W	27-18-11	65	201	200	.580	17,380*
57.	Tue.	15	PGH. 5 Wpg.	3 Barrasso	MULLEN (7)	W	28-18-11	67	206	203	.588	15,765
58.	Thur.	17	PGH. 6 Hid.	4 Barrasso	STEVENS (4)	W	29-18-11	69	212	207	.595	15,779

* - Indicates Sellout# - in Sacramento

1993-94 PENGUINS RESULTS

TM	NO DATE	RESULT	PENGUINS GOALIE	WINNING OR TYING GOAL	W/L/T	W-L-T PTS	GF	GA	PCT	ANN. ATTEND.
43.	Thur. 13	PGH. 2 Fla.	2 OTWregget	Mellanby (T)	T	21-12-10 52	159	151	.605	15,661
59.	Sat. 19	PGH. 1 at Mtl.	4 Barrasso	Damphousse	L	29-19-11 69	213	211	.585	17,959
60.	Mon. 21	PGH. 3 at NYR	4 OTBarrasso	Amonte	L	29-20-11 69	216	215	.575	18,200 *
61.	Thur. 24	PGH. 2 Ana.	2 OTBarrasso	Sacco (T)	T	29-20-12 70	218	217	.574	17,168
62.	Sat. 26	PGH. 4 Buf.	3 Barrasso	JAGR (3)	W	30-20-12 72	222	220	.581	17,537*
63.	Mon. 28	PGH. 4 at Fla.	3 Barrasso	TOCCHET (2)	W	31-20-12 74	226	223	.587	14,688
64.	Fri. Mar 4	PGH. 1 at Buf.	2 Barrasso	Muni	L	31-21-12 74	227	225	.578	16,284 *
65.	Sun. 6	PGH. 5 at Wpg.	3 Wregget	D.BROWN (1)	W	32-21-12 76	232	228	.585	13,009
66.	Tue. 8	PGH. 7 Bos.	3 Barrasso	LEMIEUX (1)	W	33-21-12 78	239	231	.591	17,297
67.	Thur. 10	PGH. 2 Tor.	4 Barrasso	Eastwood	L	33-22-12 78	241	235	.582	17,047
68.	Sat. 12	PGH. 6 NYR	2 Barrasso	LEMIEUX (2)	W	34-22-12 80	247	237	.588	17,537 *
69.	Sun. 13	PGH. 3 at Hfd.	2 Wregget	JAGR (4)	W	35-22-12 82	250	239	.594	11,862
70.	Tue. 15	PGH. 4 Was.	5 OTBarrasso	Burridge	L	35-23-12 82	254	244	.586	16,341
71.	Thur. 17	PGH. 4 at Bos.	2 Barrasso	JAGR (5)	W	36-23-12 84	258	246	.592	14,448 *
72.	Sat. 19	PGH. 5 Van.	4 Barrasso	MCEACHERN (1)	W	37-23-12 86	263	250	.597	17,537 *
73.	Sun. 20	PGH. 2 at NYI	1 Wregget	MULLEN (8)	W	38-23-12 88	265	251	.603	15,086
74.	Tue. 22	PGH. 2 SJ	2 OTBarrasso	Elik (T)	T	38-23-13 89	267	253	.601	16,595
75.	Thur. 24	PGH. 5 Ott.	1 Barrasso	FRANCIS (2)	W	39-23-13 91	272	254	.607	16,058
76.	Sat. 26	PGH. 3 at Cgy.	5 Barrasso	Roberts	L	39-24-13 91	275	259	.599	20,230 *
77.	Sun. 27	PGH. 3 at Edm.	5 Wregget	Weight	L	39-25-13 91	278	264	.591	15,064
78.	Wed. 30	PGH. 3 at Van.	1 Barrasso	HAWGOOD (1)	W	40-25-13 93	281	265	.596	16,150 *
79.	Sun Apr 3	PGH. 6 at Bos.	2 Barrasso	LEMIEUX (3)	W	41-25-13 95	287	267	.601	17,224#
80.	Mon. 4	PGH. 2 TB	1 Barrasso	SANDSTROM (1)	W	42-25-13 97	289	268	.606	16,866
81.	Wed. 6	PGH. 3 NJ	1 Barrasso	LEMIEUX (4)	W	43-25-13 99	292	269	.611	17,537 *
82.	Fri. 8	PGH. 2 at NJ	7 BAR/Dop.	MacLean	L	43-26-13 99	294	276	.604	19,040
83.	Sat. 9	PGH. 1 at Mtl.	9 BAR/Dop.	Bellows	L	43-27-13 99	295	285	.596	17,959
84.	Mon. 11	PGH. 4 at Ott.	0 Barrasso	MURPHY (4)	W	44-27-13 101	299	285	.601	10,575 *

* - Indicates Sellout# - in Cleveland

FINAL NHL STANDINGS

EASTERN CONFERENCE NORTHEAST DIVISION

	W	L	T	GF	GA	PTS
PITTSBURGH	44	27	13	299	285	101
BOSTON	42	29	13	289	252	97
MONTREAL	41	29	14	283	248	96
BUFFALO	43	32	9	282	218	95
QUEBEC	34	42	8	277	292	76
HARTFORD	27	48	9	227	288	63
OTTAWA	14	61	9	201	397	37

ATLANTIC DIVISION

	W	L	T	GF	GA	PTS
NY RANGERS	52	24	8	299	231	112
NEW JERSEY	47	25	12	306	220	106
WASHINGTON	39	35	10	277	263	88
NY ISLANDERS	36	36	12	282	264	84
FLORIDA	33	34	17	233	233	83
PHILADELPHIA	35	39	10	294	314	80
TAMPA BAY	30	43	11	224	251	71

WESTERN CONFERENCE CENTRAL DIVISION

	W	L	T	GF	GA	PTS
DETROIT	46	30	8	356	275	100
TORONTO	43	29	12	280	243	98
DALLAS	42	29	13	286	265	97
ST LOUIS	40	33	11	270	283	91
CHICAGO	39	36	9	254	240	87
WINNIPEG	24	51	9	245	344	57

PACIFIC DIVISION

	W	L	T	GF	GA	PTS
CALGARY	42	29	13	302	256	97
VANCOUVER	41	40	3	279	276	85
SAN JOSE	33	35	16	252	265	82
ANAHEIM	33	46	5	229	251	71
LOS ANGELES	27	45	12	294	322	66
EDMONTON	25	45	14	261	305	64

1993-94 PENGUINS STATISTICS

POS	NO	NAME	SCORING											
			GP	G	A	PTS	+/-	PIM	PP	SH	GW	GT	S	PCTG
R	68	Jaromir Jagr	80	32	67	99	15	61	9	0	6	2	298	10.7
C	10	Ron Francis	82	27	66	93	-3	62	8	0	2	1	216	12.5
L	25	Kevin Stevens	83	41	47	88	-24	155	21	0	4	0	284	14.4
D	55	Larry Murphy	84	17	56	73	10	44	7	0	4	0	236	7.2
R	7	Joe Mullen	84	38	32	70	9	41	6	2	9	0	231	16.5
C	82	Martin Straka	84	30	34	64	24	24	2	0	6	1	130	23.1
R	17	Tomas Sandstrom	51	17	24	41	-12	59	4	0	2	1	121	14.0
		-LA	27	6	11	17	5	24	0	0	1	0	72	8.3
		-Pit												
		-Total	78	23	35	58	-7	83	4	0	3	1	193	11.9
R	24	Doug Brown	77	18	37	55	19	18	2	0	1	0	152	11.8
C	15	Shawn McEachern	49	8	13	21	1	24	0	3	0	0	81	9.9
		-LA	27	12	9	21	13	10	0	2	1	0	78	15.4
		-Pit												
		-Total	76	20	22	42	14	34	0	5	1	0	159	12.6
R	22	Rick Tocchet	51	14	26	40	-15	134	5	1	2	1	150	9.3
C	66	Mario Lemieux	22	17	20	37	-2	32	7	0	4	0	92	18.5
D	4	Greg Hawgood	19	3	12	15	2	19	3	0	0	0	37	8.1
		-Phi	33	2	14	16	8	9	0	0	1	0	55	3.6
		-Fla	12	1	2	3	-1	8	1	0	1	0	20	5.0
		-Pit												
		-Total	64	6	28	34	9	36	4	0	2	0	112	5.4
D	5	Ulf Samuelsson	80	5	24	29	23	199	1	0	0	1	106	4.7
D	33	Marty McSorley#	47	3	18	21	-9	139	0	0	0	1	122	2.5
C	19	Bryan Trottier	41	4	11	15	-12	36	0	0	0	0	45	8.9
D	32	Peter Taglianetti	60	2	12	14	5	142	0	0	0	0	57	3.5
D	28	Kjell Samuelsson	59	5	8	13	18	118	1	0	0	0	57	8.8
C	26	Mike Stapleton#	58	7	4	11	-4	18	3	0	0	0	59	11.9
R	29	Markus Naslund*	71	4	7	11	-3	27	1	0	0	0	80	5.0
D	34	Greg Brown	36	3	8	11	1	28	1	0	0	0	37	8.1
L	20	Jeff Daniels#	63	3	5	8	-1	20	0	0	1	0	46	6.5
L	33	Jim McKenzie	26	1	2	3	-6	67	0	0	0	0	9	11.1
		-Hfd	34	2	3	5	4	63	0	0	1	0	18	11.1
		-Dal	11	0	0	0	-5	16	0	0	0	0	6	.0
		-Pit												
		-Total	71	3	5	8	-7	146	0	0	1	0	33	9.1
D	3	Grant Jennings	61	2	4	6	-10	126	0	1	1	0	49	4.1
R	44	Ed Patterson*	27	3	1	4	-5	10	0	0	0	0	15	20.0
D	6	Mike Ramsey	65	2	2	4	-4	22	0	0	0	0	31	6.5
D	2	Jim Paek#	41	0	4	4	-7	8	0	0	0	0	24	.0
D	36	Pat Neaton*	12	1	1	2	3	12	1	0	0	0	11	9.1
L	12	Larry DePalma	7	1	0	1	1	5	0	0	0	0	2	50.0
R	39	Mike Needham#	25	1	0	1	0	2	0	0	1	0	6	16.7
G	31	Ken Wregget	42	0	1	1	0	8	0	0	0	0	0	.0
G	35	Tom Barrasso	44	0	1	1	0	42	0	0	0	0	0	.0
G	1	Rob Dopson	2	0	0	0	0	0	0	0	0	0	0	.0
G	30	Roberto Romano	2	0	0	0	0	0	0	0	0	0	0	.0
D	4	Greg Andrusak*	3	0	0	0	-1	2	0	0	0	0	4	.0
R	37	Justin Duberman*	4	0	0	0	0	0	0	0	0	0	2	.0
L	37	Ladislav Karabin*	9	0	0	0	0	2	0	0	0	0	3	.0
D	2	Chris Tamer*	12	0	0	0	3	9	0	0	0	0	10	.0
		Bench						20						

PENGUINS TOTALS 84 299 518 817 1624 76 6 44 8 2731
OPPONENT TOTALS 84 285 534 819 1497 72 11 27 5 2676

* NHL Rookie

#Traded by Pittsburgh during 1993-94 season

GOALTENDING										
NO	GOALTENDER	GP	MIN	AVG	W-L-T	GA	SA	SV%	SO	EN
30	Roberto Romano	2	125	1.44	1-0-1	3	56	.946	0	0
35	Tom Barrasso	44	2482	3.36	22-15-5	139	1304	.893	2	2
31	Ken Wregget	42	2456	3.37	21-12-7	138	1291	.893	1	0
1	Rob Dopson	2	45	4.00	0-0-0	3	23	.870	0	0
	PENGUINS TOTALS	84	5118	3.34	44-27-13	285	2676	.893	3	2
	OPPONENT TOTALS	84	5118	3.51	27-44-13	299	2731	.891	0	2

1993-94 PENGUINS REVIEW

SEASON HIGHLIGHTS

- * Ed Johnston named head coach and Bryan Trottier assistant coach on June 22, 1993.
- * Ron Francis records his 1,000th career point on October 28 vs Quebec.
- * Penguins score a season-high 11 goals on November 16 vs Philadelphia. Jaromir Jagr records a career-high five assists and six points.
- * The Penguins have their longest undefeated streak of the season, eight games, from November 16 to December 4. They are 4-0-4 during the streak.
- * Tom Barrasso records his 250th win on November 18 vs Washington.
- * Ed Johnston sets a club record with his 96th coaching victory on December 21 vs Tampa Bay, breaking Scotty Bowman's record of 95.
- * Peter Taglianetti plays in his 400th career game on December 23 at Boston
- * Bryan Trottier records his 900th career assist on January 3 at Ottawa.
- * Tom Barrasso sets the record for most wins by an American-born goaltender with his 253rd win on February 15 vs Winnipeg, breaking Frank Brimsek's record of 252.
- * Larry Murphy records his 900th career point on March 19 vs Vancouver.
- * Mario Lemieux records his 1,200th point on March 26 at Calgary.
- * Penguins clinch the first-ever Northeast Division title on April 11 with a 4-0 win at Ottawa. The Penguins are the only team in the NHL to have won three division titles in the past four seasons.
- * The Penguins set a club record for home attendance with a total attendance of 685,919 in 41 home games, breaking the previous record of 660,290 set in 1993-94. The average attendance of 16,730 is also a club record, eclipsing the old mark of 16,105 set last year.

1993-94 PENGUINS STATISTICS

RECORD IN 10 GAME SEGMENTS

GAMES	RECORD	PTS	GF	GA	RECORD AFTER A WIN	(20-14-9)
1-10	6-3-1	13	31	28	RECORD AFTER A LOSS	(13-7-1)
11-20	4-4-2	10	42	46	RECORD AFTER A TIE	(5-1-0)
21-30	5-1-4	14	39	29		
31-40	5-4-1	11	38	40	RECORD HAVING A TWO-GOAL LEAD	(34-4-5)
41-50	5-2-3	13	32	29		
51-60	4-6-0	8	34	43	RECORD WHEN BEHIND BY TWO GOALS	(3-21-4)
61-70	6-3-1	13	38	29		
71-80	7-2-1	15	35	24	FIRST HALF RECORD	(21-12-9)
81-84	2-2-0	4	10	17	SECOND HALF RECORD	(23-15-4)

RECORD BY MONTHS

October	(7-4-1)	HOME RECORD	(25-9-8)
November	(5-3-5)	FIRST HALF	(11-4-6)
December	(6-4-2)	SECOND HALF	(14-5-2)
January	(6-3-3)	ROAD RECORD	(19-18-5)
February	(7-6-1)	FIRST HALF	(9-8-4)
March	(9-5-1)	SECOND HALF	(10-10-1)
April	(4-2-0)		

Penguins Power Play:	Overall	76/404	(18.8% - 13th in NHL)	11 SH Goals Against
	At Home:	40/211	(19.0% - 15th in NHL)	8 SH Goals Against
	On Road:	36/193	(18.7% - 8th in NHL)	3 SH Goals Against
Penguins Short-Handed:	Overall	72/401	(82.0% - 10th in NHL)	6 SH Goals Scored
	At Home:	30/176	(83.0% - 10th in NHL)	3 SG Goals Scored
	On Road:	42/225	(81.3% - 12th in NHL)	3 SH Goals Scored

League Rankings

	No.	Rank
Goal Scoring	299	4th (t)
Goals Allowed	285	19th
Power Play Proficiency	18.8%	13th
Penalty Killing Efficiency	82.0%	10th
Power Play Goals Scored	76	14th
Power Play Goals Allowed	72	11th
Points	101	3rd
Wins	44	4th
Losses	27	3rd
Home Wins	25	4th (t)
Road Wins	19	8th (t)
Penalty Minutes	1624	7th
Short-handed Goals Scored	6	24th
Short-handed Goals Allowed	8	19th
Hat Tricks	2	15th (t)

Record by Divisions

	W	L	T	Pts.	Pct.
Northeast	21	9	2	44	.688
Atlantic	14	10	4	32	.571
Central	4	5	3	11	.458
Pacific	5	3	4	14	.583

1993-94 PENGUINS SUPERLATIVES

TEAM SINGLE - GAME HIGHLIGHTS

	Home	Road
Most Goals Scored	11-5 win vs Phil., Nov. 16	7-6 OT win at Hartford, Dec. 4
Largest Winning Margin	11-5 win vs Phil., Nov. 16	4-0 win at Ottawa, Apr. 11

TEAM SEASON HIGHLIGHTS

	Overall	Home	Road
Longest win streak	4 games Mar. 30 - Apr. 6	4 games Jan. 15 - Feb. 1	4 games Mar. 6 - Mar. 20
Longest Unbeaten Streak	8 Games Nov. 16 - Dec. 4 (4-0-4)	7 games Jan. 8 - Feb. 1 (5-0-2) Nov. 16 - Dec. 16 (5-0-2)	4 games Mar. 6 - Mar. 20 (4-0-0)

GOALTENDING HIGHLIGHTS

Most Saves in a Game 45	- Tom Barrasso, Oct. 19 - in 3-2 win at NY Islanders
Most Consecutive Starts 14	- Ken Wregget, Nov. 20-Dec. 26 (7-3-4)
Longest Win Streak 4	- Tom Barrasso - Mar. 30-Apr. 6

INDIVIDUAL SINGLE-GAME HIGHLIGHTS

	HOME	ROAD
Most Goals	3 - Kevin Stevens (Jan. 11 vs Boston) - Martin Straka (Mar. 8 vs Boston)	2 - 14 times
Most Assists	5 - Jaromir Jagr (Nov. 16 vs Philadelphia)	4 - Doug Brown (Dec. 11 at Tampa Bay)
Most Points	6 - Jaromir Jagr (1g,5a, Nov.16 vs Philadelphia)	4 - Five times

INDIVIDUAL SEASON HIGHLIGHTS

Most Goals	41 - Kevin Stevens
Most Assists	67 - Jaromir Jagr
Most Points	99 - Jaromir Jagr
Most Penalty Minutes	199 - Ulf Samuelsson
Most Shots	298 - Jaromir Jagr
Most Power Play Goals	21 - Kevin Stevens
Most Short-Handed Goals	2 - Shawn McEachern, Joe Mullen
Most Game-Winning Goals	9 - Joe Mullen
Most Games Played	84 - Larry Murphy, Joe Mullen, Martin Straka
Best Plus/Minus Rating	+24 - Martin Straka
Top Scoring Center	Ron Francis - 93 points (27g, 66a)
Top Scoring Right Wing	Jaromir Jagr - 99 points (32g, 67a)
Top Scoring Left Wing	Kevin Stevens - 88 points (41g, 47a)
Top Scoring Defenseman	Larry Murphy - 73 points (17g, 56a)
Top Scoring Rookie	Markus Naslund - 11 points (4g, 7a)
Longest Goal-Scoring Streak	5 games - Martin Straka, Oct. 9-16 (7g) - Kevin Stevens, Nov. 24-Dec. 4 (7g) - Shawn McEachern, Mar. 22-30 (6g)
Longest Assist Streak	7 games - Ron Francis, Dec. 14-28 (8a)
Longest Point Scoring Streak	11 games - Ron Francis, Dec. 2-28 (4g, 11a)
Most Goals at Home	22 - Kevin Stevens
Most Goals on Road	21 - Joe Mullen
Most Assists at Home	32 - Ron Francis, Jaromir Jagr, Larry Murphy
Most Assists on Road	32 - Ron Francis
Most Points at Home	47 - Kevin Stevens
Most Points on Road	47 - Jaromir Jagr

PENGUINS 1993-94 TRANSACTIONS

1993

- June 22 - Ed Johnston named head coach and Bryan Trottier named as assistant coach.
- June 24 - Troy Loney selected by Anaheim and Paul Laus selected by Florida in the Expansion Draft.
- August 27 - Marty McSorley acquired from Los Angeles for Shawn McEachern.
- September 9 - Markus Naslund signs a multi-year contract.
- September 11 - Chris Tamer signs a multi-year contract.
- September 21 - Rob Dopson signs a new contract.
- September 29 - Doug Brown signs as a free agent.
- September 29 - Jeff Daniels signs a new contract.
- September 29 - Bryan Trottier signed to a playing contract.
- September 30 - Greg Brown signs as a free agent.
- October 6 - Peter Taglianetti signs a new contract.
- October 7 - Roberto Romano signs as a free agent and is assigned to Cleveland.
- October 8 - Paul Stanton traded to Boston for the Bruins third round draft choice in the 1994 Entry Draft.
- October 8 - Pat Neaton signs a contract.
- October 9 - Ladislav Karabin signs a contract.
- October 9 - Roberto Romano recalled from Cleveland under emergency conditions.
- October 15 - Roberto Romano assigned to Cleveland.
- October 22 - Greg Andrusak recalled from Cleveland under emergency conditions.
- October 23 - Greg Andrusak assigned to Cleveland.
- October 29 - Ladislav Karabin recalled from Cleveland under emergency conditions.
- October 30 - Greg Brown recalled from San Diego.
- November 16 - Pat Neaton recalled from Cleveland.
- November 16 - Ladislav Karabin assigned to Cleveland.
- November 17 - Greg Brown assigned to San Diego.
- November 18 - Greg Andrusak and Ed Patterson recalled from Cleveland.
- November 22 - Greg Andrusak and Ed Patterson assigned to Cleveland.
- November 24 - Roberto Romano recalled from Cleveland under emergency conditions.
- December 13 - Pat Neaton assigned to Cleveland.
- December 16 - Olie Sundstrom signed as a free agent.
- December 16 - Ed Patterson recalled from Cleveland.
- December 17 - Ed Patterson assigned to Cleveland.
- December 21 - Ed Patterson recalled from Cleveland under emergency conditions.
- December 22 - Ed Patterson assigned and Roberto Romano to Cleveland.
- December 29 - Roberto Romano recalled from Cleveland.

1994


- January 1 - Ed Patterson recalled from Cleveland.
- January 3 - Justin Duberman recalled from Cleveland under emergency conditions.
- January 5 - Ed Patterson, Justin Duberman and Markus Naslund assigned to Cleveland.
- January 7 - Ed Patterson and Markus Naslund recalled from Cleveland.
- January 7 - Justin Duberman recalled from Cleveland under emergency conditions.
- January 12 - Markus Naslund and Justin Duberman assigned to Cleveland.
- January 13 - Markus Naslund assigned to Cleveland.
- January 19 - Roberto Romano, Ed Patterson and Markus Naslund assigned to Cleveland.
- January 24 - Roberto Romano recalled from Cleveland under emergency conditions.
- January 24 - Markus Naslund and Ed Patterson recalled from Cleveland.
- January 25 - Ladislav Karabin recalled from Cleveland under emergency conditions.
- February 1 - Ladislav Karabin assigned to Cleveland.
- February 2 - Ed Patterson assigned to Cleveland.
- February 2 - Mike Needham assigned to Cleveland for conditioning.
- February 3 - Mike Needham and Ed Patterson recalled from Cleveland.
- February 3 - Roberto Romano assigned to Cleveland.
- February 7 - Rob Dopson recalled from Cleveland under emergency conditions.
- February 15 - Shawn McEachern and Tomas Sandstrom acquired from Los Angeles for Marty McSorley and Jim Paek.
- February 16 - Greg Brown recalled from San Diego.
- February 17 - Ed Patterson assigned to Cleveland.
- February 17 - Mike Needham assigned to Cleveland for conditioning.
- February 19 - Mike Stapleton claimed on waivers by Edmonton.
- February 24 - Mike Needham recalled from Cleveland.
- March 7 - Chris Tamer recalled from Cleveland.
- March 9 - Larry Depalma claimed on waivers from the New York Islanders and assigned to Cleveland.
- March 10 - Larry Depalma recalled from Cleveland.
- March 10 - Mike Needham and Markus Naslund assigned to Cleveland for conditioning.
- March 19 - Greg Hawgood acquired from Florida for Jeff Daniels.
- March 21 - Jim McKenzie acquired from Dallas for Mike Needham.
- April 3 - Ed Patterson recalled from Cleveland.
- April 4 - Rob Dopson recalled from Cleveland under emergency conditions.

PENGUINS 1993-94 MAN-GAMES LOST TO ILLNESS AND INJURY

PLAYER	INJURY/ILLNESS	DATES MISSED	GAMES MISSED	TOTAL (by player)
Tom Barrasso	Suffered groin injury on Oct.7 vs Montreal	Oct. 9-14	4	
	Hip injury	Nov. 24-Dec. 23	11	
	Suffered a sprained left knee on Dec. 28 vs Philadelphia	Dec. 31-Feb. 1	14	
	Flu	Feb. 7	1	30
Doug Brown	Suffered a leg injury on Mar. 26 at Calgary	Mar. 27-Apr. 9	7	7
Ron Francis	Flu	Feb. 10	1	1
Jaromir Jagr	Suffered a strained right groin on Jan. 21 in the skills competition at the NHL All-Star Weekend	Jan. 25-31	4	4
Grant Jennings	Suffered groin injury on Oct. 5 at Philadelphia	Oct. 7-9	2	
	Suffered strained right knee on Nov. 9 at St. Louis	Nov. 11-16	3	
	Groin injury	Dec. 14-16	2	
	Groin injury	Dec. 21-26	3	
	Bruised shoulder	Feb. 1	1	
	Suffered bruised foot on Feb. 10 vs NY Islanders	Feb. 12	1	
	Suffered bruised hand on Mar. 6 at Winnipeg	Mar. 8	1	
	Flu	Apr. 3	1	14
Mario Lemieux	Recovering from back surgery on July 28	Oct. 5-28	10	
	Soreness in his back	Oct. 30	1	
	Soreness in his back	Nov. 3	1	
	Flu	Nov. 9-11	2	
	Continuing condition program for back	Nov. 13-Feb. 12	38	
	Soreness in his back	Feb. 15-17	2	
	Soreness in his back	Feb. 21-24	2	
	Soreness in his back	Mar. 15-20	4	60
Marty McSorley	Suffered sprained right ankle on Nov. 16 vs Philadelphia	Nov. 18-Dec. 8	8	
	Food poisoning	Jan. 15	1	9
Mike Needham	Back injury	Oct. 28-Nov. 13	9	
	Underwent surgery to remove herniated disk on Nov. 26	Nov. 18-Jan. 29	27	
				36
Jim Paek	Suffered eye injury on Sept. 26 at Detroit	Oct. 5-Nov. 2	13	13
Mike Ramsey	Suffered broken toe on right foot on Nov. 11 at Chicago	Nov. 13-Dec. 2	8	8
Kjell Samuelsson	Groin injury	Oct. 22-23	2	
	Groin injury	Oct. 30-Nov. 7	5	
	Groin injury	Nov. 9-11	2	
	Groin injury	Dec. 28-Jan. 29	13	
	Groin injury	Mar. 17	1	23
Ulf Samuelsson	Injured left knee in pre-game skate on Nov. 3	Nov. 3	1	
	Suffered bruised right foot on Dec. 14 vs Los Angeles	Dec. 16-19	2	
	Suffered bruised forearm on Mar. 19 vs Vancouver	Mar. 20	1	4
Kevin Stevens	Flu	Dec. 8	1	1
Peter Taglianetti	Suffered shoulder injury on Oct. 10 at Quebec	Oct. 12	1	
	Suffered hip pointer on Oct. 19 at NY Islanders	Oct. 22-23	2	
	Suffered neck injury on Nov. 6 at Los Angeles	Nov. 7-20	7	
	Neck injury	Dec. 21	1	
	Back injury	Feb. 10-13	3	
	Suffered broken finger on left hand on Mar. 6 at Winnipeg	Mar. 8-10	2	16
		Shoulder injury	Mar. 30-Apr. 4	4
Chris Tamer	Flu	Oct. 19	1	
Rick Tocchet	Suffered bruised ribs on Nov. 13 vs Detroit	Nov. 16-18	2	
	Back Spasms	Dec. 4-8	2	
	Back injury	Dec. 31-Jan. 31	13	
	Back injury	Feb. 24	1	
	Back injury	Mar. 4-20	10	29
Bryan Trottier	Suffered strained muscle behind right knee on Oct. 9 vs NY Rangers	Oct. 10	1	
	Strained muscle behind right knee	Oct. 28-Nov. 7	6	
	Suffered back spasms on Jan. 25 vs Quebec	Jan. 29-Feb. 13	9	
	Back Spasms	Feb. 17-Apr. 11	27	43
Ken Wregget	Minor foot injury	Apr. 4-11	5	5
		TOTAL		307

THE

OPPONENTS





RON WILSON

MIGHTY DUCKS OF ANAHEIM



TERRY YAKE

Location: 2695 E. Katella Ave., P.O. Box 61077, Anaheim, CA 92803-6177

Founded: 1992

President: Tony Tavares

General Manager: Jack Ferreira

Head Coach: Ron Wilson

NHL Career Record (Seasons): 33-46-5 (1)

Assistant Coaches: Al Sims and Tim Army

Director of Public Relations: Bill Robertson

Public Relations Assistant: Rob Scichilli

Trainer: Blynn DeNiro

Arena (Capacity): The Arrowhead Pond of Anaheim (17,174)

General Office Phone: (714) 704-2700

Press Box Phone: (714) 704-2623

FAX Phone: (714) 704-2753

Starting Times of Games: WN-7:35; Sun.-5:05;

Mat.-1:05; except Apr. 2 & 9-12:00

Team Colors: Purple, Teal, Silver and White

Radio: KEZY 95.9 FM

Commercial TV: KCAL, Channel 9

Cable TV: Prime Ticket

All-Time NHL Record: 33-46-5

1993-94 Record: 33-46-5

1993-94 Finish: 4th (Pacific Division)

1994 Playoff Record: Did Not Qualify for Playoffs

1993-94 Top Scorer: Terry Yake (21-31-52)

Stanley Cup Titles: None

All-Time Anaheim Scorers vs. Pittsburgh:

Six Players with Two Points

All-Time Pittsburgh Scorers vs. Anaheim:

Three Players with Three Points

Most Goals by Anaheim vs. Pittsburgh:

4, Nov. 7, 1993 (P 5-4)

Most Goals by Pittsburgh vs. Anaheim:

5, Nov. 7, 1993 (P 5-4)

Most Goals by Both Teams: 9, Nov. 7, 1993 (P 5-4)

Last Pittsburgh Shutout vs. Anaheim: None

Last Anaheim Shutout vs. Pittsburgh: None

Last Pittsburgh Hat Trick vs. Anaheim: None

Last Anaheim Hat Trick vs. Pittsburgh: None

Last Pittsburgh Trade with Anaheim: None

Overtime Record vs. Pittsburgh: 0-0-1

Penguins Record by Decades vs. Anaheim: 1990s (1-0-1)

PITTSBURGH PENGUINS vs. MIGHTY DUCKS OF ANAHEIM

REGULAR SEASON

YEAR	GP	W	L	T	GF	GA
1993-94	2	1	0	1	7	6
TOTALS	2	1	0	1	7	6

1993-94 SEASON NOTES (Nov. 7, P-5 at A-4): Kevin Stevens scores twice, Ron Francis records one goal and two assists, and Joe Mullen and Larry Murphy record two assists each as the Penguins hold off the Ducks in the first meeting between the two teams. Patrik Carnback and Anatoli Semenov each record a goal and an assist for the Ducks. **(Feb. 24, A-2 at P-2):** The first-ever appearance of the Mighty Ducks in Pittsburgh ends in a tie. Joe Mullen and Shawn McEachern score for the Penguins and Joe Sacco and Tim Sweeney score for the Ducks.

THIS YEAR'S SCHEDULE

Nov. 29	at Pittsburgh	7:35
Dec. 13	at Anaheim	10:35
(All Times Pittsburgh Times)		



PITTSBURGH VS ANAHEIM



1993-94	GP	W	L	T	PTS	GF	GA	PPG	SHG	PEN	PIM
PITTSBURGH	2	1	0	1	3	7	6	2-9	0	10	20
ANAHEIM	2	0	1	1	1	6	7	2-7	1	12	24

AT PITTSBURGH (0-0-1)

Nov. 7 PITTSBURGH 5 (WREGGET) at Anaheim 4 (Hebert)
 Feb. 24 Anaheim 2 (Shtalenkov) at Pittsburgh 2 (Barrasso)

AT ANAHEIM (1-0-0)

WG - Jagr

GOALS & SHOTS BY PERIODS:

	1ST	2ND	3RD	OVT	TOTAL
PITTSBURGH	3-24	2-22	2-14	0-1	7-61
ANAHEIM	2-24	3-21	1-23	0-3	6-71

PITTSBURGH	GP	G	A	PTS	PIM	SOG	+/-	ANAHEIM	GP	G	A	PTS	PIM	SOG	+/-
Francis	2	1	2	3	2	4	E	Carnback	1	1	1	2	0	2	+1
Jagr	2	1	2	3	0	6	-1	Hill	2	1	1	2	4	6	-2
Mullen	2	1	2	3	0	7	E	Sacco	2	1	1	2	2	11	+1
Stevens	2	2	0	2	0	6	E	Semenov	2	1	1	2	0	7	-2
McEachern	1	1	1	2	0	3	E	Yake	2	1	1	2	0	6	+1
Murphy	2	0	2	2	0	4	+1	Kasatonov	1	0	2	2	0	0	-1
Ramsey	2	1	0	1	0	1	+1	Sweeney	1	1	0	1	2	4	E
McSorley	1	0	1	1	0	6	E	Williams	1	0	1	1	2	2	E
Tochet	1	0	1	1	4	3	+1	Houlder	2	0	1	1	0	4	-1
D. Brown	2	0	1	1	0	1	+1	Van Allen	2	0	1	1	0	0	+1
Naslund	2	0	1	1	2	2	+1	Ferner	1	0	0	0	0	1	-2
Barrasso	1	0	0	0	0	0	-	Hebert	1	0	0	0	0	0	-
Jennings	1	0	0	0	0	2	E	Lebeau	1	0	0	0	0	2	E
Lemieux	1	0	0	0	0	3	E	McSween	1	0	0	0	0	1	E
Needham	1	0	0	0	0	0	E	Shtalenkov	1	0	0	0	0	0	-
Paek	1	0	0	0	0	1	-1	Thomson	1	0	0	0	0	0	E
K.Samuelsson	1	0	0	0	0	1	+1	Corkum	2	0	0	0	0	3	-1
Sandstrom	1	0	0	0	0	5	E	Dollas	2	0	0	0	2	8	+2
Stapleton	1	0	0	0	0	1	+1	Douris	2	0	0	0	0	3	-4
Taglianetti	1	0	0	0	2	1	E	Ewen	2	0	0	0	4	2	E
Wregget	1	0	0	0	2	0	E	Grimson	2	0	0	0	2	0	E
G. Brown	2	0	0	0	0	0	E	Ladouceur	2	0	0	0	2	0	+2
Daniels	2	0	0	0	2	1	E	Loney	2	0	0	0	0	4	+1
U.Samuelsson	2	0	0	0	4	1	+1	Valk	2	0	0	0	0	5	-2
Straka	2	0	0	0	2	2	-1								
TOTAL	2		(7-13-20)	20	61			TOTAL	2		(6-10-16)	24	71		

GOALTENDING	GP	MP	GF	GA	ENG	SO	AVG	SHOTS	SPCT.	W-L-T
Barrasso (P)	1	65:00	2	2	0	0	1.85	41	.951	0-0-1
Wregget (P)	1	60:00	5	4	0	0	4.00	30	.867	1-0-0
PITTSBURGH TOTAL	2	125:00	7	6	0	0	2.88	71	.915	1-0-1
Shtalenkov (A)	1	65:00	2	2	0	0	1.85	23	.913	0-0-1
Hebert (A)	1	59:24	4	5	0	0	5.10	38	.868	0-1-0
ANAHEIM TOTAL	2	125:00	6	7	0	0	3.36	61	.885	0-1-1

POWER PLAY GOALS: PITTSBURGH (2 for 9) - Mullen, Stevens

ANAHEIM (2 for 7) - Semenov, Sweeney

SHORT-HANDED GOALS: ANAHEIM (1) - Sacco

All-Time vs Mighty Ducks	GP	W	L	T	PTS	GF	GA
Pittsburgh Home	1	0	0	1	1	2	2
Pittsburgh Away	1	1	0	0	2	5	4
1993-94 TOTAL	2	1	0	1	3	7	6

LAST WIN BY:

PITTSBURGH at Home:	None	(0-0-1)
PITTSBURGH on Road:	November 7, 1993 (5-4)	(0-0-0 since last win)
ANAHEIM at Home:	None	(0-1-0)
ANAHEIM on Road:	None	(0-0-1)



BRIAN SUTTER

BOSTON BRUINS



RAY BOURQUE

Location: 150 Causeway Street, Boston, MA 02114

Founded: 1924

Owner/Governor: Jeremy M. Jacobs

President and General Manager: Harry Sinden

Assistant General Manager: Mike O'Connell

Assistant to President: Nate Greenberg

Head Coach: Brian Sutter

NHL Career Record (Seasons): 246-179-63 (6)

Assistant Coach: Tom McVie

Media Relations Director: Heidi Holland

Trainer: Don Del Negro

Arena (Capacity): Boston Garden (14,448)

General Office Phone: (617) 227-3206

Press Box Phone: (617) 227-3206 ext. 165-66

FAX Phone: (617) 523-7184

Starting Times of Games: WN-7:35; Sat./Sun.-7:05;

Mat.-1:35 except Oct. 8-7:35; Nov. 25-1:05; Mar. 18-1:05

Team Colors: Gold, Black and White

Radio: WEEI 590 AM and Bruins Radio Network

Commercial TV: WSBK, Channel 38

Cable: New England Sports Network

All-Time NHL Record: 42-29-13

1993-94 Record: 42-29-13

1993-94 Finish: 2nd (Northeast Division)

1994 Playoff Record: Won, Montreal, 4-3,

Eastern Conference

Quarter Finals; Lost, New Jersey, 4-2,

Eastern Conference Semi Finals

1993-94 Top Scorer: Adam Oates (32-80-112)

Stanley Cup Titles: Five (1929, 1939, 1941,

1970 and 1972)

All-Time Boston Scorer vs. Pittsburgh:

John Bucyk (54 gp, 15-56-71)

All-Time Pittsburgh Scorer vs. Boston:

Rick Kehoe (39 gp, 19-19-38)

Longest Boston Win Streak vs. Pittsburgh:

7, Mar. 27, 1977 - Oct. 12, 1978

Longest Pittsburgh Win Streak vs. Boston:

9, Feb. 8, 1993 - current

Longest Boston Undefeated Streak vs. Pittsburgh:

11, Mar. 2, 1969 - Dec. 6, '970 (9-0-2)

Longest Pittsburgh Undefeated Streak vs. Boston:

9, Feb. 8, 1993 - current (9-0-0)

Last Pittsburgh Win at Home: Mar. 8, 1994 (7-3)

Last Boston win at Home: Jan. 14, 1993 (7-0)

Last Pittsburgh Win at Boston: Mar. 17, 1994 (4-2)

Last Boston Win at Pittsburgh: Jan. 2, 1990 (5-2)

Most Goals by Pittsburgh vs. Boston:

7, 3 times - Last time Mar. 8, 1994 (P, 7-3)

Most Goals by Boston vs. Pittsburgh:

8, Mar. 14, 1989 (B, 8-2)

Most Goals by Both Teams: 12, Dec. 12, 1989 (P, 7-5)

Last Pittsburgh Shutout vs. Boston:

Feb. 8, 1993 (4-0) - Ken Wregget and Tom Barrasso

Last Boston Shutout vs. Pittsburgh:

Jan. 14, 1993 (7-0) - John Blue

Last Pittsburgh Hat Trick vs. Boston:

Mar. 8, 1994 - Martin Straka

Last Boston Hat Trick vs. Pittsburgh:

Jan. 14, 1993 - Steve Heinze

Last Pittsburgh Trade with Boston: Feb. 6, 1987, Pat

Riggin to Pittsburgh for Roberto Romano

Overtime Record vs. Pittsburgh: 0-2-4

Penguins Record by Decades vs Boston: 1960s (3-10-1); 1970s (8-32-10); 1980s (8-20-4); 1990s (12-4-2)

PITTSBURGH PENGUINS vs. BOSTON BRUINS													
REGULAR SEASON													
YEAR	GP	W	L	T	GF	GA	YEAR	GP	W	L	T	GF	GA
1967-68	4	2	2	0	10	10	1981-82	3	1	1	1	10	10
1968-69	6	1	5	0	13	25	1982-83	3	1	2	0	10	14
1969-70	6	0	5	1	9	21	1983-84	3	0	3	0	7	18
1970-71	6	1	4	1	18	28	1984-85	3	1	2	0	12	16
1971-72	6	1	2	3	20	21	1985-86	3	1	2	0	8	11
1972-73	5	1	4	0	14	21	1986-87	3	1	2	0	9	11
1973-74	5	0	5	0	16	30	1987-88	3	0	2	1	7	11
1974-75	5	1	2	2	20	21	1988-89	3	1	1	1	10	13
1975-76	5	0	3	2	14	24	1989-90	3	1	2	0	13	15
1976-77	5	1	3	1	10	17	1990-91	3	1	1	1	12	11
1977-78	5	0	5	0	11	33	1991-92	3	1	1	1	14	15
1978-79	5	2	1	1	14	16	1992-93	5	4	1	0	18	14
1979-80	4	2	2	0	14	16	1993-94	6	6	0	0	33	17
1980-81	4	0	3	1	13	22	TOTAL	114	31	66	17	359	481

1993-94 SEASON NOTES-(Nov. 24, B-3 at P-7): The Penguins score five third period goals to rout the Bruins. (Dec. 23, P-4 at B-3): The Penguins take a 4-1 lead on two late second period goals and hold on for the win. Joe Mullen records two goals and one assist for the Penguins. (Jan. 11, B-4 at P-5): Kevin Stevens records his 10th career hat trick including the game-winner at 4:09 of overtime. (Mar. 8, B-3 at P-7): Martin Straka records first hat trick to lead the Penguins to the win. (Mar. 17, P-4 at B-2): Doug Brown and Ron Francis gave the Penguins a 2-0 lead midway through the first period and the Penguins held on for the victory. (Apr. 3, B-2 at P-6): Mario Lemieux and Kevin Stevens each scored two goals, as Tom Barrasso stopped 40 of 42 shots as the Penguins beat the Bruins in front of 17,224 fans in Cleveland.

THIS YEAR'S SCHEDULE

Nov. 3	at	Boston	7:35
Nov. 21	at	Boston	7:35
Dec. 3	at	Pittsburgh	7:35
Jan. 18	at	Boston	7:35
Mar. 30	at	Pittsburgh	7:35

(All Times Pittsburgh Times)



PITTSBURGH VS BOSTON



1993-94
PITTSBURGH
BOSTON

GP	W	L	T	PTS	GF	GA	PPG	SHG	PEN	PIM
6	6	0	0	12	33	17	5-19	1	33	77
6	0	6	0	0	17	33	4-22	3	32	73

AT PITTSBURGH (3-0-0)

AT CLEVELAND (1-0-0)

AT BOSTON (2-0-0)

Nov. 24 Boston 3 (Casey) at PITTSBURGH 7 (WREGGET)
 Dec. 23 PITTSBURGH 4 (WREGGET) at Boston 3 (Blue)
 Jan. 11 Boston 4 (Blue) at PITTSBURGH 5 (WREGGET)
 Mar. 8 Boston 3 (Riendeau) at PITTSBURGH 7 (BARRASSO)
 Mar. 17 PITTSBURGH 4 (BARRASSO) at Boston 2 (Casey)
 Apr. 3 Boston 2 (Casey) at PITTSBURGH 6 (BARRASSO) #
 # - in Cleveland

WG - Jennings
 WG - Mullen
 WG - Stevens *
 WG - Lemieux
 WG - Jagr
 WG - Lemieux

* - Stevens scored at 4:09 of overtime on Jan. 11
 Riendeau replaced Casey at 16:49 on Apr. 3

GOALS & SHOTS BY PERIODS

PITTSBURGH	1ST	2ND	3RD	OVT	TOTAL
PITTSBURGH	11-67	11-50	10-54	1-4	33-175
BOSTON	2-66	8-85	7-84	0-1	17-236

PITTSBURGH	GP	G	A	PTS	PIM	SOG	+/-	BOSTON	GP	G	A	PTS	PIM	SOG	+/-
D. Brown	5	3	7	10	4	7	+9	Bourque	5	3	6	9	8	25	+3
Stevens	6	7	2	9	10	21	+7	Smolinski	6	3	3	6	8	15	-4
Straka	6	5	4	9	2	13	+14	Juneau	4	1	4	5	2	13	-2
Francis	6	3	6	9	0	14	E	Donato	6	2	2	4	4	22	-1
Jagr	6	2	7	9	6	16	+4	Oates	5	1	3	4	0	8	-11
Mullen	6	3	4	7	2	13	+1	Wesley	6	1	3	4	6	17	+1
Murphy	6	0	7	7	2	7	+10	Neely	2	2	1	3	2	4	-2
Lemieux	2	3	2	5	0	10	+2	Sweeney	5	0	3	3	6	13	-5
Daniels	4	2	1	3	0	5	+2	Heinze	6	0	3	3	5	16	-1
Tocchet	3	1	2	3	2	10	+1	Reid	6	1	1	2	0	18	-6
Trotter	3	0	3	3	0	3	E	Marios	2	1	0	1	0	2	-1
McEachern	3	1	1	2	2	4	+1	Stumpel	3	1	0	1	0	1	-2
Sandstrom	3	1	1	2	6	12	+1	Hughes	6	1	0	1	13	8	E
Taglianetti	5	1	1	2	9	6	+5	Kvartalnov	3	0	1	1	5	7	-8
K.Samuelsson	4	0	2	2	4	3	+3	Shaw	5	0	1	1	5	13	-8
U.Samuelsson	6	0	2	2	17	5	+7	Gruen	1	0	0	0	0	1	E
Jennings	3	1	0	1	2	2	+1	Iaffrate	1	0	0	0	0	3	+1
McSorley	2	0	1	1	0	5	-1	Knipscheer	1	0	0	0	4	2	-1
Barrasso	3	0	1	1	0	0	-	Morris	1	0	0	0	0	2	-2
G.Brown	3	0	1	1	4	2	+1	Panteleev	1	0	0	0	0	1	+1
Naslund	5	0	1	1	0	0	E	Blue	2	0	0	0	0	0	-
Ramsey	5	0	1	1	0	1	+1	Leach	2	0	0	0	0	6	E
Depalma	1	0	0	0	0	0	E	Riendeau	2	0	0	0	0	0	-
Duberman	1	0	0	0	0	1	E	Casey	3	0	0	0	0	0	-
Hawgood	1	0	0	0	0	0	+1	Featherstone	3	0	0	0	2	2	-4
McKenzie	1	0	0	0	0	1	-1	Huscroft	3	0	0	0	0	2	-1
Neaton	1	0	0	0	0	2	E	McKrim	3	0	0	0	2	4	E
Needham	2	0	0	0	0	0	E	Stewart	3	0	0	0	0	7	E
Paek	2	0	0	0	0	2	E	Zholtok	3	0	0	0	0	2	-3
Patterson	2	0	0	0	0	4	E	Roberts	5	0	0	0	0	1	-9
Tamer	2	0	0	0	5	4	+4	Stanton	5	0	0	0	2	14	-1
Stapleton	3	0	0	0	0	2	+1	Murray	6	0	0	0	2	9	-5
Wregget	3	0	0	0	0	0	-								
TOTAL	6	(33-57-90)	77	175				TOTAL	6	(17-31-48)	73	236			

GOALTENDERS

	GP	MP	GF	GA	ENG	SO	AVG	SHOTS	SPCT.	W-L-T
Barrasso (P)	3	180:00	17	7	0	0	2.33	117	.940	3-0-0
Wregget (P)	3	184:09	16	10	0	0	3.26	119	.916	3-0-0
PITTSBURGH TOTAL	6	364:09	33	17	0	0	2.80	236	.928	6-0-0

	GP	MP	GF	GA	ENG	SO	AVG	SHOTS	SPCT.	W-L-T
Blue (B)	2	124:09	7	9	0	0	4.35	55	.836	0-2-0
Riendeau (B)	2	103:11	5	10	0	0	5.81	62	.839	0-1-0
Casey (B)	3	136:46	5	14	0	0	6.14	58	.759	0-3-0
BOSTON TOTAL	6	364:09	17	33	0	0	5.44	175	.811	0-6-0

POWER PLAY GOALS:

PITTSBURGH (5 for 19) - Lemieux 2, Stevens 2, D. Brown

BOSTON (4 for 22) - Juneau, Neely, Oates, Smolinski

SHORT-HANDED GOALS:

PITTSBURGH (1) - Jennings

BOSTON (3) - Bourque 2, Reid

HAT TRICKS:

PITTSBURGH (2) - Stevens (Jan. 11), Straka (Mar. 8)

All-Time vs Bruins

	GP	W	L	T	PTS	GF	GA
Pittsburgh Home	56	19	26	11	49	188	220
Pittsburgh Away	56	10	40	6	26	161	259
Neutral Site Games	2	2	0	0	4	10	2
1967-1994 TOTAL	114	31	66	17	79	359	481

LAST WIN BY:

PITTSBURGH at Home:

April 3, 1994 (6-2)

(0-0-0 since last win)

PITTSBURGH on Road:

March 17, 1994 (4-2)

(0-0-0 since last win)

BOSTON at Home:

January 14, 1993 (7-0)

(0-3-0 since last win)

BOSTON on Road:

January 2, 1990 (5-2)

(0-7-1 since last win)



JOHN MUCKLER

BUFFALO SABRES



DOMNIK HASEK

Location: 140 Main Street, Buffalo, NY 14202
Founded: 1970
President: Seymour H. Knox III
General Manager: Gerry Meehan
Head Coach: John Muckler
NHL Career Record (Seasons): 184-178-53 (6)
Assistant Coaches: John Van Boxmeer, John Tortorella and Mitch Korn
Public Relations Director: Steve Rossi
Trainers: Jim Pizzutelli and Rip Simonick
Arena (Capacity): Memorial Auditorium (16,325)
General Office Phone: (716) 856-7300
Press Box Phone: (716) 856-7300 ext. 263
FAX Phone: (716) 856-2104
Starting Times of Games: Tue./Sat.-7:35; Sun. & Mon.-7:05; Mat.-2:05
Team Colors: Blue, White and Gold
Radio: WGR 550 AM
Commercial TV: WUTV Fox 29
Cable TV: Niagara Frontier Sports Productions (Empire Sports Network)
All-Time NHL Record: 909-706-305
1993-94 Record: 43-32-9
1993-94 Finish: 4th (Northeast Division)
1994 Playoff Record: Lost, New Jersey, 4-3, Eastern Conference Quarterfinals
1993-94 Top Scorer: Dale Hawerchuk (35-51-86)
Stanley Cup Titles: None

All-Time Buffalo Scorer vs. Pittsburgh: Gil Perreault (69 gp, 39-51-90)
All-Time Pittsburgh Scorer vs Buffalo: Mario Lemieux (23 gp, 24-26-50)
Longest Buffalo Win Streak vs. Pittsburgh: 5, Oct. 24, 1979 - Oct. 18, 1980
Longest Pittsburgh Win Streak vs. Buffalo: 4, Feb. 29, 1992 - Dec. 27, 1992
Longest Buffalo Undeclared Streak vs. Pittsburgh: 9, Oct. 10, 1970 - Dec. 31, 1971 (3-0-6)
Longest Pittsburgh Undeclared Streak vs. Buffalo: 13, Oct. 27, 1976 - Feb. 17, 1979 (5-0-8)
Last Pittsburgh Win at Home: Feb. 26, 1994 (4-3)
Last Buffalo Win at Home: Mar. 4, 1994 (2-1)
Last Pittsburgh Win at Buffalo: Jan. 7, 1994 (4-3)
Last Buffalo Win at Pittsburgh: Jan. 23, 1992 (5-4 OT)
Most Goals by Buffalo vs. Buffalo: 8, Oct. 13, 1987 (P, 8-3)
Most Goals by Buffalo vs. Pittsburgh: 10, Dec. 7, 1980 (B, 10-1); Mar. 4, 1983 (B, 10-2)
Most Goals by Both Teams: 13, Mar. 10, 1976 (B, 7-6); Oct. 12, 1988 (B, 8-5)
Last Pittsburgh Shutout vs. Buffalo: Feb. 17, 1971 (2-0) - Jim Rutherford
Last Buffalo Shutout vs. Pittsburgh: Feb. 7, 1990 (9-0) - Don Edwards
Last Pittsburgh Hat Trick vs. Buffalo: Feb. 14, 1989 — Mario Lemieux
Last Buffalo Hat Trick vs. Pittsburgh: Oct. 12, 1988 — Dave Andreychuk
Last Pittsburgh Trade with Buffalo: Mar. 22, 1993, Mike Ramsey to Pittsburgh for Bob Errey
Overtime Record vs. Pittsburgh: 3-2-5

Penguins Record by Decades vs Buffalo: 1970s (11-17-19); 1980s (9-17-6); 1990s (12-5-1)

PITTSBURGH PENGUINS vs. BUFFALO SABRES													
REGULAR SEASON													
YEAR	GP	W	L	T	GF	GA	YEAR	GP	W	L	T	GF	GA
1970-71	6	0	2	4	19	22	1982-83	3	1	1	1	12	18
1971-72	6	1	2	3	14	14	1983-84	3	0	3	0	9	16
1972-73	5	0	3	2	9	14	1984-85	3	0	2	1	5	12
1973-74	5	3	2	0	17	15	1985-86	3	2	0	1	11	6
1974-75	5	0	3	2	18	30	1986-87	3	2	0	1	15	10
1975-76	5	1	4	0	13	27	1987-88	3	2	0	1	16	9
1976-77	5	4	0	1	20	12	1988-89	3	1	2	0	13	16
1977-78	5	0	0	5	17	17	1989-90	3	0	3	0	6	14
1978-79	4	2	0	2	19	15	1990-91	3	2	0	1	14	10
1979-80	4	0	4	0	8	30	1991-92	3	2	1	0	14	11
1980-81	4	0	3	1	5	21	1992-93	4	3	1	0	18	16
1981-82	3	1	2	0	12	15	1993-94	6	5	1	0	21	13
TOTAL	97	32	39	26	325	383							

1993-94 SEASON NOTES-(Oct. 22, P-4 at B-2): The line of Jaromir Jagr, Martin Staska and Doug Brown combine for eight points to lead the Penguins to the 4-2 victory. **(Nov. 3, P-6 at B-2):** The Penguins score five unanswered goals to rally from a 2-1 deficit to defeat the Sabres in a neutral-site game at Arco Arena in Sacramento. Jaromir Jagr leads the Penguins with two goals and two assists. **(Dec. 16, B-1 at P-2):** The Penguins score two third period goals to come from behind and beat the Sabres. **(Jan. 7, P-4 at B-3):** Ron Francis scores his second goal of the game at 4:54 of overtime for the Penguins. **(Feb. 26, B-3 at P-4):** The Penguins scored three unanswered goals in the third period to erase a 3-1 Sabre lead. Jaromir Jagr scores two goals for the Penguins. **(Mar. 4, P-1 at B-2):** Craig Muni scored a short-handed goal midway in the second period, which holds up as the game-winning goal. Jaromir Jagr scores the lone Penguins goal.

THIS YEAR'S SCHEDULE

Oct. 5 at Pittsburgh 7:35
 Dec. 7 at Buffalo
 Dec. 10 at Pittsburgh 7:35
 Dec. 29 at Pittsburgh 7:35
 Mar. 21 at Buffalo
 (All Times Pittsburgh Time)



PITTSBURGH VS BUFFALO



1993-94	GP	W	L	T	PTS	GF	GA	PPG	SHG	PEN	PIM
PITTSBURGH	6	5	1	0	10	21	13	3-33	0	38	87
BUFFALO	6	1	5	0	2	13	21	3-28	2	42	95

AT PITTSBURGH (2-0-0)

AT SACRAMENTO (1-0-0)

AT BUFFALO (2-1-0)

Oct. 22 PITTSBURGH 4 (BARRASSO) at Buffalo 2 (Hasek)
 Nov. 3 PITTSBURGH 6 (BARRASSO) at Buffalo 2 (Fuhr) #
 Dec. 16 Buffalo 1 (Hasek) at PITTSBURGH 2 (WREGGET)
 Jan. 7 PITTSBURGH 4 (WREGGET) at Buffalo 3 Hasek
 Feb. 26 Buffalo 3 (Fuhr) at PITTSBURGH 4 (BARRASSO)
 Mar. 4 Pittsburgh 1 (Barrasso) at BUFFALO 2 (FUHR)

WG - Stevens
 WG - Mullen
 WG - Mullen
 WG - Francis *
 WG - Jagr
 WG - Muni

* Francis scored at 4:54 of overtime on Jan. 7
 # - in Sacramento

GOALS & SHOTS BY PERIODS

	1ST	2ND	3RD	OVT	TOTAL
PITTSBURGH	3-67	5-67	12-54	1-2	21-190
BUFFALO	7-53	5-62	1-56	0-2	13-173

PITTSBURGH	GP	G	A	PTS	PIM	SOG	+/-	BUFFALO	GP	G	A	PTS	PIM	SOG	+/-
Jagr	6	7	5	12	6	26	+10	Khmylev	6	4	2	6	2	14	+3
Francis	6	3	5	8	2	20	+3	Mogilny	5	2	3	5	2	18	-1
D.Brown	6	3	3	6	0	14	+4	Hawerchuk	6	1	3	4	14	16	+1
Murphy	6	1	4	5	6	16	+2	Presley	5	2	1	3	4	7	+3
Mullen	6	3	1	4	0	16	+3	Bodger	5	0	3	3	8	12	-3
Tocchet	4	1	2	3	8	12	E	Simpson	2	1	0	1	0	6	-2
Straka	6	0	3	3	0	7	+8	Hannan	5	1	0	1	0	1	-4
Lemieux	2	1	1	2	4	6	-3	Muni	5	1	0	1	6	2	-3
Stevens	6	1	1	2	33	17	-3	Wood	6	1	0	1	8	15	-3
U.Samuelsson	4	0	2	2	6	7	+4	Lafontaine	2	0	1	1	0	3	-3
Tagliani	4	0	2	2	0	5	+3	Fuhr	3	0	1	1	0	0	-
Patterson	2	1	0	1	0	1	+1	Svoboda	3	0	1	1	0	5	E
McEachern	2	0	1	1	0	6	+2	Audette	5	0	1	1	2	21	-2
Paek	3	0	1	1	2	1	+2	Moller	6	0	1	1	10	3	-2
K.Samuelsson	3	0	1	1	0	3	+3	Plante	6	0	1	1	2	11	-2
Trottier	3	0	1	1	0	2	E	Sutton	6	0	1	1	5	7	-3
Jennings	5	0	1	1	2	3	+4	Carney	1	0	0	0	0	1	E
Andrusak	1	0	0	0	0	0	-1	Dawe	1	0	0	0	0	0	E
Duberman	1	0	0	0	0	0	+1	Barnaby	2	0	0	0	0	0	-2
Karabin	1	0	0	0	0	0	E	Petrenko	2	0	0	0	0	2	-1
Needham	2	0	0	0	0	0	E	Thomas	2	0	0	0	2	2	-2
Sandstrom	2	0	0	0	0	5	+1	Hasek	3	0	0	0	2	0	-
Wregget	2	0	0	0	0	0	-	Boucher	4	0	0	0	2	8	-2
G.Brown	3	0	0	0	2	2	E	Sweeney	5	0	0	0	2	7	-1
Barrasso	4	0	0	0	2	0	-	May	6	0	0	0	12	6	-8
McSorley	4	0	0	0	8	10	+1	Ray	6	0	0	0	6	1	-1
Naslund	4	0	0	0	0	2	-2	Smehlik	6	0	0	0	6	5	-3
Stapleton	4	0	0	0	2	4	-1								
Daniels	5	0	0	0	0	2	-1								
Ramsey	6	0	0	0	4	3	E								
TOTAL	6		(21-34-55)	87	190			TOTAL	6		(13-19-32)	95	173		

GOALTENDERS

	GP	MP	GF	GA	ENG	SO	AVG	SHOTS	SPCT.	W-L-T
Wregget (P)	2	124:54	6	4	0	0	1.90	66	.939	2-0-0
Barrasso (P)	4	238:56	15	9	0	0	2.26	107	.916	3-1-0
PITTSBURGH TOTAL	6	360:00	21	13	0	0	2.17	173	.925	5-1-0

Hasek (B)	3	184:00	6	10	0	0	3.26	95	.895	0-3-0
Fuhr (B)	3	179:03	7	11	0	0	3.69	95	.884	1-2-0
BUFFALO TOTAL	6	360:00	13	21	0	0	3.50	190	.889	1-5-0

POWER PLAY GOALS:

PITTSBURGH (3 for 33) - D. Brown, Francis, Jagr
 BUFFALO (3 for 28) - Khmylev 2, Mogilny

SHORT-HANDED GOALS:

BUFFALO (2) - Hannan, Muni

All-Time vs Sabres

	GP	W	L	T	PTS	GF	GA
Pittsburgh Home	48	21	15	12	54	185	169
Pittsburgh Away	48	10	24	14	34	134	212
Neutral Site Game	1	1	0	0	2	6	2
1970-1994 TOTAL	97	32	39	26	90	325	383

LAST WIN BY

PITTSBURGH at Home:	February 26, 1994 (4-3)	(0-0-0 since last win)
PITTSBURGH on Road:	January 7, 1994 (4-3 OT)	(0-1-0 since last win)
BUFFALO at Home:	March 4, 1994 (2-1)	(0-0-0 since last win)
BUFFALO on Road:	January 23, 1992 (5-4 OT)	(0-5-0 since last win)



DAVE KING

CALGARY FLAMES



ROBERT REICHEL

Location: P.O. Box 1540, Station M, Calgary, Alta. T2P 3B9

Founded: 1972 (Atlanta)

President: W. C. (Bill) Hay

General Manager: Doug Risebrough

Head Coach: Dave King

NHL Career Record (Seasons): 85-59-24 (2)

Assistant Coaches: Guy Charron, Jamie Hislop and Slavomir Lener

Public Relations Director: Rick Skaggs

Assistant Public Relations Director: Mike Burke

Trainer: Jim "Bearcat" Murray

Arena (Capacity): Olympic Saddledome (20,230)

General Office Phone: (403) 261-0475

Press Box Phone: (403) 264-0636

FAX Phone: (403) 261-0470

Starting Times of Games: WN-7:35; Sat.-8:35; Sun.-8:05; except Dec. 31-5:35

Team Colors: White, Red and Gold

Radio: CFR 660 AM

Commercial TV: CKKX Channels 2 and 7; CBC Channels 6 and 9

Cable TV: TSN Channels 16 and 30

All-Time NHL Record: 835-661-268

1993-94 Record: 42-29-13

1993-94 Finish: 1st (Pacific Division)

1994 Playoff Record: Lost, Vancouver, 4-3, Western Conference Quarter Finals

1993-94 Top Scorer: Robert Reichel (40-53-93)

Stanley Cup Titles: One (1989)

All-Time Calgary Scorer vs. Pittsburgh:

Theoren Fleury (13 gp, 9-11-20)

All-Time Pittsburgh Scorer vs. Calgary:

Mario Lemieux (17 gp, 15-26-41)

Longest Calgary Win Streak vs. Pittsburgh:

5, Nov. 4, 1977 - Nov. 3, 1978

Longest Pittsburgh Win Streak vs. Calgary:

4, Dec. 16, 1972 - Oct. 12, 1973;

Mar. 3, 1992 - Jan. 23, 1993

Longest Calgary Undefeated Streak vs. Pittsburgh:

10, Feb. 7, 1981 - Feb. 16, 1984 (6-0-4)

Longest Pittsburgh Undefeated Streak vs. Calgary:

8, Dec. 16, 1972 - Mar. 31, 1974 (6-0-2)

Last Pittsburgh Win at Home: Jan. 9, 1993 (3-2)

Last Calgary Win at Home: Mar. 26, 1994 (5-3)

Last Pittsburgh Win at Calgary: Jan. 23, 1993 (4-3)

Last Calgary Win at Pittsburgh: Feb. 12, 1989 (4-3)

Most Goals by Pittsburgh vs. Calgary:

6, 7 times, last time - Mar. 3, 1992 (P, 6-3)

Most Goals by Calgary vs. Pittsburgh:

10, Feb. 16, 1984 (C, 10-3); Mar. 9, 1989 (C, 10-3)

Most Goals by Both Teams: 13, Feb. 16, 1984 (C, 10-3);

Mar. 9, 1989 (C, 10-3)

Last Pittsburgh Shutout vs. Calgary: None

Last Calgary Shutout vs. Pittsburgh: Jan. 16, 1982

(4-0) - Pat Riggin

Last Pittsburgh Hat Trick vs. Calgary:

Mar. 7, 1988 - Dan Quinn

Last Calgary Hat Trick vs. Pittsburgh:

Feb. 16, 1984 — Doug Risebrough, Lanny McDonald

Last Pittsburgh Trade with Calgary: Dec. 13, 1990,

Jiri Hrdina to Pittsburgh for Jim Kyte

Overtime Record vs. Pittsburgh: 0-0-6

Penguins Record by Decades vs Calgary: 1970s (13-14-8); 1980s (8-14-7); 1990s (6-4-2)

PITTSBURGH PENGUINS vs. CALGARY FLAMES													
REGULAR SEASON													
YEAR	GP	W	L	T	GF	GA	YEAR	GP	W	L	T	GF	GA
1972-73	5	4	1	0	23	15	1983-84	3	0	1	2	10	17
1973-74	5	3	1	2	19	18	1984-85	3	2	0	1	18	13
1974-75	4	1	1	2	12	14	1985-86	3	1	2	0	9	14
1975-76	4	2	1	1	13	10	1986-87	3	1	2	0	10	11
1976-77	4	0	3	1	12	18	1987-88	3	2	0	1	14	10
1977-78	4	1	3	0	8	13	1988-89	3	1	2	0	11	15
1978-79	4	0	3	1	7	16	1989-90	3	0	2	1	9	13
1979-80	4	2	1	1	11	11	1990-91	3	2	1	0	13	12
1980-81	4	1	2	1	13	19	1991-92	3	2	1	0	16	12
1981-82	3	0	1	2	7	11	1992-93	2	2	0	0	7	5
1982-83	3	0	3	0	6	14	1993-94	2	0	1	1	5	7
							TOTAL	76	27	32	17	253	288

1993-94 SEASON NOTES-(Jan. 8, C-2 at P-2): The Penguins rally from a 2-0 deficit, on second period goals by Doug Brown and Martin Straka. **(Mar. 26, P-3 at C-5):** The Flames scored three third period goals to erase the Penguins 3-2 lead and win the game. Gary Roberts scores two goals for the Flames.

THIS YEAR'S SCHEDULE

Mar. 2	at Calgary	9:35
Mar. 11	at Pittsburgh	1:35
	(All Times Pittsburgh Time)	



PITTSBURGH VS CALGARY



1993-94
PITTSBURGH
CALGARY

GP	W	L	T	PTS	GF	GA	PPG	SHG	PEN	PIM
2	0	1	1	1	5	7	1-8	0	10	23
2	1	0	1	3	7	5	1-6	0	12	27

AT PITTSBURGH (0-0-1)

Jan. 8 Calgary 2 (Kidd) at Pittsburgh 2 (Romano)
 Mar. 26 Pittsburgh 3 (Barrasso) at CALGARY 5 (VERNON)

AT CALGARY (0-1-0)

WG - Roberts

GOALS & SHOTS BY PERIODS:

	1ST	2ND	3RD	OVT	TOTAL
PITTSBURGH	3-23	2-17	0-22	0-3	5-65
CALGARY	4-22	0-21	3-21	0-1	7-65

PITTSBURGH	GP	G	A	PTS	PIM	SOG	+/-	CALGARY	GP	G	A	PTS	PIM	SOG	+/-
Lemieux	1	1	1	2	0	5	-2	Fleury	2	2	2	4	4	12	+4
D.Brown	2	1	1	2	2	4	+2	Roberts	1	2	1	3	0	2	+3
Stevens	2	1	1	2	0	6	-2	Reichel	2	1	1	2	0	5	-1
Straka	2	1	1	2	0	3	+2	Zalapski	1	0	2	2	4	2	E
Jagr	2	0	2	2	0	8	-2	MacInnis	1	1	0	1	0	7	+2
McEachern	1	1	0	1	2	4	+1	Kruse	2	1	0	1	0	2	E
Patterson	1	0	1	1	2	0	E	Musil	1	0	1	1	0	0	+1
Sandstrom	1	0	1	1	4	1	+2	Nylander	1	0	1	1	2	1	+2
Mullen	2	0	1	1	0	0	-1	Schlegel	1	0	1	1	0	1	+1
Barrasso	1	0	0	0	2	0	-	Otto	2	0	1	1	0	3	+1
G.Brown	1	0	0	0	0	1	E	Sullivan	2	0	1	1	0	3	E
Daniels	1	0	0	0	0	0	-1	Yawney	2	0	1	1	0	2	+1
Duberman	1	0	0	0	0	1	-1	Dahl	1	0	0	0	0	2	+1
Hawgood	1	0	0	0	0	2	-1	Dahliquist	1	0	0	0	4	0	+1
Jennings	1	0	0	0	0	1	E	Esau	1	0	0	0	0	2	-1
McKenzie	1	0	0	0	5	1	E	Kidd	1	0	0	0	0	0	-
McSorley	1	0	0	0	0	5	E	Kisio	1	0	0	0	0	0	-1
Naslund	1	0	0	0	0	0	E	Nieuwendyk	1	0	0	0	2	4	E
Paek	1	0	0	0	0	0	E	Paslawski	1	0	0	0	0	0	-1
Ramsey	1	0	0	0	0	0	E	Patrick	1	0	0	0	0	0	-1
Romano	1	0	0	0	0	0	-	Petit	1	0	0	0	4	2	E
K.Samuelsson	1	0	0	0	0	1	-1	Ranheim	1	0	0	0	0	1	-1
Stapleton	1	0	0	0	0	0	E	Stern	1	0	0	0	2	1	-2
Tamer	1	0	0	0	2	1	+1	Struch	1	0	0	0	0	2	E
Trottier	1	0	0	0	0	0	-1	Titov	1	0	0	0	0	2	E
Francis	2	0	0	0	0	7	-3	Vernon	1	0	0	0	0	0	-
Murphy	2	0	0	0	0	8	E	Kezmer	2	0	0	0	0	6	E
U.Samuelsson	2	0	0	0	0	4	-1	McCarthy	2	0	0	0	5	0	+1
Taglianetti	2	0	0	0	4	2	-2	Walz	2	0	0	0	0	3	-1
TOTAL	2		(5-9-14)	23		65		TOTAL	2		(7-12-19)	27		65	

GOALTENDERS

	GP	MP	GF	GA	ENG	SO	AVG	SHOTS	SPCT.	W-L-T
Romano (P)	1	65:00	2	2	0	0	1.85	32	.938	0-0-1
Barrasso (P)	1	59:08	3	4	1	0	4.06	32	.875	0-1-0
PITTSBURGH TOTAL	2	125:00	5	7	1	0	3.36	65	.892	0-1-1
Kidd (C)	1	65:00	2	2	0	0	1.85	34	.941	0-0-1
Vernon (C)	1	60:00	5	3	0	0	3.00	31	.903	1-0-0
CALGARY TOTAL	2	125:00	7	5	0	0	2.40	65	.923	1-0-1

POWER PLAY GOALS:

PITTSBURGH (1 for 8) - Stevens
 CALGARY (1 for 6) - Roberts

All-Time vs Flames

	GP	W	L	T	PTS	GF	GA
Pittsburgh Home	38	18	10	10	46	139	125
Pittsburgh Away	38	9	22	7	25	114	163
1972-1994 TOTAL	76	27	32	17	71	253	288


LAST WIN BY:

PITTSBURGH at Home:	January 9, 1993 (3-2)	(0-0-1 since last win)
PITTSBURGH on Road:	January 23, 1993 (4-3)	(0-1-0 since last win)
CALGARY at Home:	March 26, 1994 (5-3)	(0-0-0 since last win)
CALGARY on Road:	February 12, 1989 (4-3)	(0-4-2 since last win)



DARRYL SUTTER

CHICAGO BLACKHAWKS



JEREMY ROENICK

Location: 1901 W. Madison Street, Chicago, IL 60612

Founded: 1926

President: William Wirtz

General Manager: Bob Pulford

Head Coach: Darryl Sutter

NHL Career Record (Seasons): 86-61-21 (2)

Assistant Coaches: Paul Baxter and Rich Preston

Public Relations Director: Jim DeMaria

Trainer: Mike Gapski

Arena (Capacity): United Center (20,500)

General Office Phone: (312) 455-7000

Press Box Phone: TBA

FAX Phone: TBA

Starting Times of Games: EN-7:35; Mat-1:35

Team Colors: Red, Black and White

Radio: WMUP (AM 1000)

Commercial TV: None

Cable TV: SportsChannel

All-Time NHL Record: 1867-1966-701

1993-94 Record: 39-36-9

1993-94 Finish: 5th (Central Division)

1994 Playoff Record: Lost, Toronto, 4-2, Western Conference Quarterfinals

1993-94 Top Scorer: Jeremy Roenick (46-61-107)

Stanley Cup Titles: Three (1934, 1938 and 1961)

All-Time Chicago Scorer vs. Pittsburgh:

Stan Mikita (52 gp, 32-39-71)

All-Time Pittsburgh Scorer vs. Chicago:

Mario Lemieux (19 gp, 18-30-48)

Longest Chicago Win Streak vs. Pittsburgh:

9, Dec. 28, 1968 - Dec. 20, 1970

Longest Pittsburgh Win Streak vs. Chicago:

3, Oct. 22, 1988 - Mar. 12, 1989

Longest Chicago Undefeated Streak vs. Pittsburgh:

9, Dec. 28, 1968 - Dec. 20, 1970 (9-0);

Jan. 4, 1981 - Mar. 13, 1983 (7-0-2)

Longest Pittsburgh Undefeated Streak vs. Chicago:

6, Dec. 2, 1978 - Dec. 19, 1979 (2-0-4)

Last Pittsburgh Win at Home: Oct. 30, 1993 (4-3)

Last Chicago Win at Home: Nov. 11, 1993 (4-1)

Last Pittsburgh Win at Chicago: Mar. 15, 1992 (4-3)

Last Chicago Win at Pittsburgh: Mar. 23, 1991 (7-5)

Most Goals by Pittsburgh vs. Chicago:

10, Feb. 21, 1976 (P, 10-1)

Most Goals by Chicago vs. Pittsburgh:

9, Jan. 21, 1973 (C, 9-3); Mar. 19, 1978 (C, 9-1)

Most Goals by Both Teams: 13, Oct. 23, 1968

(C, 8-5); Dec. 6, 1988 (P, 7-6)

Last Pittsburgh Shutout vs. Chicago:

Dec. 19, 1979 (0-0) - Greg Millen

Last Chicago Shutout vs. Pittsburgh:

Jan. 15, 1984 (2-0) — Tony Esposito

Last Pittsburgh Hat Trick vs. Chicago:

Mar. 12, 1989 — Mario Lemieux

Last Chicago Hat Trick vs. Pittsburgh:

Nov. 8, 1992 — Michel Goulet

Last Pittsburgh Trade with Chicago: Dec. 6, 1983,

Greg Fox to Pittsburgh for Randy Boyd

Overtime Record vs. Pittsburgh: 0-0-3

Penguins Record by Decade vs Chicago: 1960s (3-9-1); 1970s (15-25-8); 1980s (11-17-4); 1990s (3-6-1)

PITTSBURGH PENGUINS vs. CHICAGO BLACKHAWKS													
REGULAR SEASON													
YEAR	GP	W	L	T	GF	GA	YEAR	GP	W	L	T	GF	GA
1967-68	4	1	2	1	10	14	1980-81	4	1	3	0	15	20
1968-69	6	2	4	0	22	28	1981-82	3	0	1	2	11	14
1969-70	6	0	6	0	7	27	1982-83	3	0	3	0	9	15
1970-71	6	2	4	0	12	17	1983-84	3	1	1	1	7	7
1971-72	6	0	5	1	11	27	1984-85	3	1	2	0	12	15
1972-73	5	3	2	0	15	18	1985-86	3	1	1	1	12	13
1973-74	6	1	5	0	12	20	1986-87	3	1	2	0	9	4
1974-75	4	2	1	1	20	14	1987-88	3	2	1	0	17	12
1975-76	4	1	2	1	21	16	1988-89	3	3	0	0	20	15
1976-77	4	2	2	0	12	9	1989-90	3	0	3	0	11	16
1977-78	4	2	1	1	12	16	1990-91	3	0	3	0	7	15
1978-79	4	2	0	2	15	8	1992-93	2	1	1	0	6	8
1991-92	2	1	0	1	8	7	1993-94	2	1	1	0	5	7
1979-80	4	0	2	2	7	9	TOTAL	103	32	57	14	325	391

1993-94 SEASON NOTES-(Oct. 30, C-3 at P-4): The Penguins score three goals in the third period, two by Jaromir Jagr to overcome a 3-1 Blackhawks lead to win the game. **(Nov. 11, P-1 at C-4):** The Blackhawks get goals from four different players and goaltender Ed Belfour makes 23 saves to lead the Blackhawks to the win.

THIS YEAR'S SCHEDULE

Oct. 1 at Pittsburgh 7:35
Feb. 16 at Chicago 8:35
(All Times Pittsburgh Times)



PITTSBURGH VS CHICAGO



1993-94	GP	W	L	T	PTS	GF	GA	PPG	SHG	PEN	PIM
PITTSBURGH	2	1	1	0	2	5	7	2-9	0	5	10
CHICAGO	2	1	1	0	2	7	5	1-5	0	9	18

AT PITTSBURGH (1-0-0)

Oct. 30 Chicago 3 (Hackett) at PITTSBURGH 4 (BARRASSO)
 Nov. 11 Pittsburgh 1 (Barrasso) at CHICAGO 4 (BELFOUR)

AT CHICAGO (0-1-0)

WG - Jagr
 WG - J. Murphy

GOALS & SHOTS BY PERIODS:

	1ST	2ND	3RD	OVLT	TOTAL
PITTSBURGH	0-17	1-21	4-32	—	5-70
CHICAGO	3-21	4-25	0-14	—	7-60

PITTSBURGH	GP	G	A	PTS	PIM	SOG	+/-	CHICAGO	GP	G	A	PTS	PIM	SOG	+/-
Jagr	2	2	1	3	2	5	+2	J. Murphy	2	1	3	4	0	9	+2
Mullen	2	1	2	3	0	9	+2	Roenick	2	1	2	3	0	8	+2
Tocchet	2	1	2	3	0	6	-1	Kucera	2	1	1	2	2	2	+1
L. Murphy	2	0	2	2	0	8	+1	Kimble	2	1	0	1	0	2	E
Stapleton	2	1	0	1	0	4	-1	Matteau	2	1	0	1	0	5	+3
Francis	2	0	1	1	0	3	+1	B. Sutter	2	1	0	1	0	4	E
U.Samuelsson	2	0	1	1	4	7	-3	R. Sutter	2	1	0	1	0	3	-1
Stevens	2	0	1	1	0	7	-3	Chelios	2	0	1	1	0	5	E
Jennings	1	0	0	0	0	1	E	Shantz	2	0	1	1	0	1	E
Paek	1	0	0	0	0	1	-1	Belfour	1	0	0	0	2	0	-
Taglianetti	1	0	0	0	0	1	+1	Carney	1	0	0	0	0	0	E
Trottier	1	0	0	0	0	0	-3	Hackett	1	0	0	0	0	0	-
Barrasso	2	0	0	0	0	0	-	Marchment	1	0	0	0	0	0	+1
G. Brown	2	0	0	0	0	0	-1	Poulin	1	0	0	0	0	0	+1
D. Brown	2	0	0	0	2	4	-3	Weinrich	1	0	0	0	0	1	E
Daniels	2	0	0	0	0	1	E	Graham	2	0	0	0	0	6	E
Karabin	2	0	0	0	0	2	E	J. Lemieux	2	0	0	0	0	4	E
McSorley	2	0	0	0	0	3	-3	Noonan	2	0	0	0	2	5	+1
Naslund	2	0	0	0	0	2	-3	Russell	2	0	0	0	2	0	+4
Ramsey	2	0	0	0	2	1	E	Smith	2	0	0	0	6	1	+1
Straka	2	0	0	0	0	5	E	Todd	2	0	0	0	0	1	+1
								Wilkinson	2	0	0	0	2	3	-1
								Bench						2	
TOTAL	2		(5-10-15)	10	70			TOTAL	2		(7-8-15)	18	60		

GOALTENDERS

	GP	MP	GF	GA	ENG	SO	AVG	SHOTS	SPCT.	W-L-T
Barrasso (P)	2	120:00	5	7	0	0	3.50	60	.883	1-1-0
PITTSBURGH TOTAL	2	120:00	5	7	0	0	3.50	60	.883	1-1-0
Belfour (C)	1	60:00	4	1	0	0	1.00	24	.958	1-0-0
Hackett (C)	1	59:14	3	4	0	0	4.05	46	.913	0-1-0
CHICAGO TOTALS	2	120:00	7	5	0	0	2.50	70	.929	1-1-0

POWER PLAY GOALS:

PITTSBURGH (2 for 9) - Jagr, Tocchet
 CHICAGO (1 for 5) - B. Sutter

All-Time vs Blackhawks

	GP	W	L	T	PTS	GF	GA
Pittsburgh Home	51	24	22	5	53	181	170
Pittsburgh Away	52	8	35	9	25	144	221
1967-1993 TOTAL	103	32	57	14	78	325	391

LAST WIN BY:

PITTSBURGH at Home:	October 30, 1993 (4-3)	(0-0-0 since last win)
PITTSBURGH on Road:	March 15, 1992 (4-3)	(0-2-0 since last win)
CHICAGO at Home:	November 11, 1993 (4-1)	(0-0-0 since last win)
CHICAGO on Road:	March 23, 1991 (7-5)	(0-2-1 since last win)



BOB GAINEY

DALLAS STARS



MIKE MODANO

Location: 901 Main St., Suite 2301, Dallas, TX 75202
 Founded: 1967 (Minnesota)
 Owner/Governor: Norman Green
 General Manager and Head Coach: Bob Gainey
 NHL Career Record (Seasons): 137-148-46 (4)
 Assistant Coaches: Doug Jarvis and Rick Wilson
 Director of Public Relations: Larry Kelly
 Trainer: Dave Surprenant
 Arena (Capacity): Reunion Arena (16,814)
 General Office Phone: (214) 467-8277
 Press Box Phone: (214) 761-1457
 FAX Phone: (214) 712-2860
 Starting Times of Games: M-F-7:35, Sat/Sun-7:05
 Team Colors: Black, Gold, Green and White
 Radio: WBAP 820 AM
 Commercial TV: KTXA, Channel 21 and KTVT, Channel 11
 Cable TV: Home Sports Entertainment
 All-Time NHL Record: 800-999-347
 1993-94 Record: 42-29-13
 1993-94 Finish: 3rd (Central Division)
 1994 Playoff Record: Won, St. Louis, 4-0, Western Conference Quarter Finals; Lost, Vancouver, 4-1, Western Conference Semi-Final
 1993-94 Top Scorer: Mike Modano (50-43-93)
 Stanley Cup Titles: None

All-Time Minnesota/Dallas Scorer vs. Pittsburgh: Bill Goldsworthy (54 gp, 23-22-45)
 All-Time Pittsburgh Scorer vs. Minnesota/Dallas: Rick Kehoe (36 gp, 19-27-46)
 Longest Minnesota/Dallas Win Streak vs. Pittsburgh: 4, Oct. 28, 1971 - Feb. 20, 1972; Jan. 12, 1983 - Dec. 1, 1983
 Longest Pittsburgh Win Streak vs. Minnesota/Dallas: 8, Oct. 15, 1985 - Mar. 1, 1988
 Longest Minnesota/Dallas Undefeated Streak vs. Pittsburgh: 7, Feb. 3, 1982 - Dec. 1, 1983 (6-0-1)
 Longest Pittsburgh Undefeated Streak vs. Minnesota/Dallas: 8, Oct. 15, 1985 - Mar. 1, 1988 (8-0-0)
 Last Pittsburgh Win at Home: Oct. 31, 1991 (8-1)
 Last Dallas Win at Home: Dec. 8, 1993 (3-2)
 Last Pittsburgh Win at Dallas: Nov. 10, 1992 (4-1)
 Last Dallas Win at Pittsburgh: Feb. 12, 1994 (9-3)
 Most Goals by Pittsburgh vs. Minnesota/Dallas: 9, Jan. 12, 1989 (P, 9-2)
 Most Goals by Minnesota/Dallas vs. Pittsburgh: 10, Mar. 7, 1973 (M, 10-4)
 Most Goals by Both Teams: 15, Dec. 21, 1974 (M, 8-7); Feb. 3, 1982 (M, 9-6)
 Last Pittsburgh Shutout vs. Minnesota/Dallas: Feb. 4, 1988 (1-0) — Frank Pietrangolo
 Last Minnesota/Dallas Shutout vs. Pittsburgh: Jan. 12, 1983 (7-0) — Markus Mattsson
 Last Pittsburgh Hat Trick vs. Minnesota/Dallas: Mar. 4, 1990 — Rob Brown
 Last Minnesota/Dallas Hat Trick vs. Pittsburgh: Jan. 7, 1993 — Ulf Dahlen
 Last Pittsburgh Trade with Dallas: Mar. 21, 1994, Jim McKenzie to Pittsburgh for Mike Needham
 Overtime Record vs. Pittsburgh: 0-1-1

Penguins Record by Decades vs. Dallas: 1960s (11-6-4); 1970S (23-21-4); 1980S (14-16-2); 1990S (6-6-0)

PITTSBURGH PENGUINS VS DALLAS STARS													
REGULAR SEASON													
YEAR	GP	W	L	T	GF	GA	YEAR	GP	W	L	T	GF	GA
1967-68	10	4	3	3	33	29	1981-82	3	1	2	0	14	15
1968-69	8	5	3	0	25	15	1982-83	3	0	2	1	8	16
1969-70	8	5	2	1	33	27	1983-84	3	1	2	0	12	12
1970-71	6	1	3	2	12	13	1984-85	3	1	2	0	10	10
1971-72	6	2	4	0	11	17	1985-86	3	3	0	0	10	7
1972-73	5	2	3	0	18	21	1986-87	3	3	0	0	16	7
1973-74	5	2	2	1	17	20	1987-88	3	2	1	0	12	9
1974-75	4	3	1	0	21	14	1988-89	3	1	2	0	12	11
1975-76	4	2	1	1	15	10	1989-90	3	1	1	1	14	16
1976-77	4	3	1	0	17	9	1990-91	3	2	1	0	11	10
1977-78	4	2	2	0	18	17	1991-92	3	2	1	0	13	8
1978-79	4	3	1	0	19	11	1992-93	2	1	1	0	7	7
1979-80	4	1	3	0	12	15	1993-94	2	0	2	0	5	12
1980-81	4	1	3	0	13	18	TOTAL	113	54	49	10	408	376

1993-94 SEASON NOTES (Dec. 8, P-2 at D-3): Trent Klatt scores two goals to rally the Stars from a 2-1 deficit in the Penguins first-ever visit to Dallas. Joe Mullen and Martin Straka score for the Penguins. **(Feb. 12, D-9 at P-3):** Neil and Paul Broten each score two goals for the Stars to ruin Mario Lemieux's return to the lineup for the first time since Nov. 7. Lemieux records one goal and one assist.

THIS YEAR'S SCHEDULE
 Oct. 25 at Pittsburgh 7:35
 Nov. 10 at Dallas 8:35
 (All Times Pittsburgh Time)



PITTSBURGH VS DALLAS



1993-94	GP	W	L	T	PTS	GF	GA	PPG	SHG	PEN	PIM
PITTSBURGH	2	0	2	0	0	5	12	2-6	0	11	33
DALLAS	2	2	0	0	4	12	5	2-9	0	7	14

AT PITTSBURGH (0-1-0)

Dec. 8 Pittsburgh 2 (Wregget) at DALLAS 3 (WAKALUK)
 Feb. 12 DALLAS 9 (WAKALUK) at Pittsburgh 3 (Wregget)

AT DALLAS (0-1-0)

WG - Klatt
 WG - Craig

GOALS & SHOTS BY PERIODS	1ST	2ND	3RD	OVT	TOTAL
PITTSBURGH	1-19	3-24	1-12	—	5-55
DALLAS	3-26	3-15	6-21	—	12-62

PITTSBURGH	GP	G	A	PTS	PIM	SOG	+/-	DALLAS	GP	G	A	PTS	PIM	SOG	+/-
Lemieux	1	1	1	2	0	3	-4	N.Broten	2	3	1	4	2	8	+3
Straka	2	1	1	2	2	5	E	P.Broten	2	2	2	4	2	4	+4
Francis	2	0	2	2	2	8	-1	Modano	2	1	3	4	0	7	+1
Murphy	2	0	2	2	0	4	-7	Courtnall	2	1	2	3	0	4	+1
Stevens	1	1	0	1	0	3	-4	Dahlen	2	1	2	3	0	2	+3
Mullen	2	1	0	1	2	8	-1	Gagner	2	1	2	3	0	9	+3
Naslund	2	1	0	1	2	2	-3	Hatcher	2	0	3	3	2	1	+6
D.Brown	2	0	1	1	0	3	E	Klatt	1	2	0	2	0	2	+2
Jagr	2	0	1	1	0	8	E	Craig	2	1	1	2	4	3	+1
Jennings	1	0	0	0	0	2	-1	Ledyard	2	0	2	2	0	6	+4
McSorley	1	0	0	0	0	0	-1	Ludwig	2	0	1	1	0	1	E
Neaton	1	0	0	0	2	1	E	Tinordi	2	0	1	1	0	5	+5
Needham	1	0	0	0	0	0	E	Churla	1	0	0	0	0	0	E
Taglianetti	1	0	0	0	0	0	+1	Johnson	1	0	0	0	0	0	-2
Tocchet	1	0	0	0	0	0	-5	Joyce	1	0	0	0	0	0	E
Trotter	1	0	0	0	0	0	-2	Matvichuk	1	0	0	0	0	0	-1
Daniels	2	0	0	0	0	1	+1	McKenzie	1	0	0	0	0	0	E
Paek	2	0	0	0	0	0	E	Cavallini	2	0	0	0	2	0	+1
Ramsey	2	0	0	0	0	0	-5	Evason	2	0	0	0	0	4	+2
K.Samuelsson	2	0	0	0	19	1	-1	Gilchrist	2	0	0	0	0	2	E
U.Samuelsson	2	0	0	0	4	5	E	McPhee	2	0	0	0	2	4	+2
Stapleton	2	0	0	0	0	1	-2	Wakaluk	2	0	0	0	0	0	-
Wregget	2	0	0	0	0	0	-								
TOTAL	2		(5-8-13)	33	55			TOTAL	2		(12-20-32)	14	62		

GOALTENDERS	GP	MP	GF	GA	ENG	SO	AVG	SHOTS	SPCT.	W-L-T
Wregget (P)	2	119:23	5	12	0	0	6.03	62	.806	0-2-0
PITTSBURGH TOTAL	2	120:00	5	12	0	0	6.00	62	.806	0-2-0
Wakaluk (D)	2	120:00	12	5	0	0	2.50	55	.909	2-0-0
DALLAS TOTAL	2	120:00	12	5	0	0	2.50	55	.909	2-0-0

POWER PLAY GOALS: PITTSBURGH (2 for 6) - Lemieux, Stevens
 DALLAS (2 for 9) - N. Broten, Craig

All-Time vs Stars	GP	W	L	T	PTS	GF	GA
Pittsburgh Home	56	34	17	5	73	216	158
Pittsburgh Away	57	20	32	5	45	192	218
1967-1994 TOTAL	113	54	49	10	118	408	376


LAST WIN BY:

PITTSBURGH at Home: October 31, 1991 (8-1) (0-2-0 since last win)
 PITTSBURGH on Road: November 10, 1992 (4-1) (0-1-0 since last win)
 DALLAS at Home: December 8, 1993 (3-2) (0-0-0 since last win)
 DALLAS on Road: February 12, 1994 (9-3) (0-0-0 since last win)



SCOTT BOWMAN

DETROIT RED WINGS



SERGEI FEDOROV

Location: 600 Civic Center Drive, Detroit, MI 48226
Founded: 1926
President: Mike Ilitch
Dir. of Player Personnel/Head Coach: Scott Bowman
NHL Career Record (Seasons): 880-410-234 (22)
Assistant Coaches: Dave Lewis and Barry Smith
Public Relations Director: Bill Jamieson
Public Relations Coordinator: Howard Berlin
PR Assistant: Kathy Best
Trainers: John Wharton and Mark Brennan
Arena (Capacity): Joe Louis Arena (19,275)
General Office Phone: (313) 396-7544
Press Box Phone: (313) 396-7957
FAX Phone: (313) 567-0296
Starting Times of Games: WN/Sat.-7:35; Sun.-7:05; Mat.-1:05
Team Colors: Red and White
Radio: WJR 760 AM
Commercial TV: WKBD, Channel 50
Cable TV: Pro-AM Sports System, Special Order Sports
All-Time NHL Record: 1895-1925-794
1993-94 Record: 46-30-8
1993-94 Finish: 1st (Central Division)
1994 Playoff Record: Lost, San Jose, 4-3, Western Conference Quarter Finals
1993-94 Top Scorer: Sergei Fedorov (56-64-120)
Stanley Cup Titles: Seven (1936, 1937, 1943, 1950, 1952, 1954 and 1955)

All-Time Detroit Scorer vs. Pittsburgh:
 Nick Libett (66gp, 18-22-40)
All-Time Pittsburgh Scorer vs. Detroit:
 Jean Pronovost (53 gp, 22-33-55)
Longest Detroit Win Streak vs. Pittsburgh:
 5, Dec. 23, 1982 - Feb. 9, 1984
Longest Pittsburgh Win Streak vs. Detroit:
 4, Feb. 13, 1974 - Dec. 15, 1974
Longest Detroit Undefeated Streak vs. Pittsburgh:
 9, Mar. 5, 1972 - Jan. 27, 1974 (5-0-4)
Longest Pittsburgh Undefeated Streak vs. Detroit:
 11, Dec. 17, 1988 - Feb. 3, 1992 (7-0-4)
Last Pittsburgh Win at Home: Oct. 22, 1992 (9-6)
Last Detroit Win at Home: Nov. 13, 1992 (8-0)
Last Pittsburgh Win at Detroit: Feb. 4, 1994 (6-3)
Last Detroit Win at Pittsburgh: Nov. 13, 1993 (7-3)
Most Goals by Pittsburgh vs. Detroit:
 10, Jan. 28, 1989 (P, 10-5)
Most Goals by Detroit vs. Pittsburgh:
 9, Feb. 9, 1984 (D, 9-3)
Most Goals by Both Teams: 15, Jan. 28, 1989 (P, 10-5); Oct. 22, 1992 (P, 9-6)
Last Pittsburgh Shutout vs. Detroit:
 Dec. 28, 1990 (5-0) — Tom Barrasso
Last Detroit Shutout vs. Pittsburgh:
 Nov. 13, 1992 (8-0) — Tim Cheveldae
Last Pittsburgh Hat Trick vs. Detroit:
 Oct. 22, 1992 — Mario Lemieux
Last Detroit Hat Trick vs. Pittsburgh:
 Nov. 13, 1992 — Jimmy Carson
Last Pittsburgh Trade with Detroit: Mar. 11, 1986, Ron Duguay to Pittsburgh for Doug Shedden
Overtime Record vs. Pittsburgh: 0-1-5

Penguins Record by Decades vs Detroit: 1960s (4-9-0); 1970s (28-22-8); 1970s (11-16-5); 1980s (11-16-5); 1990s (7-3-2)

PITTSBURGH PENGUINS vs. DETROIT RED WINGS													
REGULAR SEASON													
YEAR	GP	W	L	T	GF	GA	YEAR	GP	W	L	T	GF	GA
1967-68	4	1	3	0	12	21	1981-82	3	1	2	0	11	11
1968-69	6	2	4	0	14	20	1982-83	3	0	2	1	11	17
1969-70	6	2	4	0	17	21	1983-84	3	0	3	0	9	21
1970-71	6	3	1	2	30	13	1984-85	3	1	1	1	10	10
1971-72	6	2	4	0	19	25	1985-86	3	2	1	0	15	11
1972-73	5	0	2	3	7	9	1986-87	3	1	2	0	5	6
1973-74	5	2	2	1	20	13	1987-88	3	1	2	0	13	15
1974-75	6	4	2	0	24	15	1988-89	3	2	0	1	19	13
1975-76	6	4	1	1	24	13	1989-90	3	2	0	1	14	7
1976-77	6	4	2	0	19	17	1990-91	3	3	0	0	16	5
1977-78	6	2	3	1	21	22	1991-92	3	0	1	2	10	11
1978-79	8	5	3	0	29	31	1992-93	2	1	1	0	9	14
1979-80	4	2	2	0	18	19	1993-94	2	1	1	0	9	10
1980-81	4	2	1	1	13	11	TOTAL	115	50	50	15	418	401

1993-94 SEASON NOTES (Nov. 13, D-7 at P-3): The Red Wings hold a 3-1 lead heading into the second period and then score four unanswered goals in the period to go on to a 7-3 win. Greg Johnson and Viacheslav Kozlov each score two goals. **(Feb. 4, P-6 at D-3):** Joe Mullen and Martin Straka each score two goals in the Penguins 6-3 win.

THIS YEAR'S SCHEDULE

Oct. 21 at Detroit 7:35
 Dec. 20 at Pittsburgh 7:35
 (All Times Pittsburgh Times)



PITTSBURGH VS DETROIT



1993-94
PITTSBURGH
DETROIT

GP	W	L	T	PTS	GF	GA	PPG	SHG	PEN	PIM
2	1	1	0	2	9	10	0-8	0	15	49
2	1	1	0	2	10	9	1-9	1	12	27

AT PITTSBURGH (0-1-0)

Nov. 13 DETROIT 7 (OSGOOD) at Pittsburgh 3 (Barrasso)
 Feb. 4 PITTSBURGH 6 (BARRASSO) at Detroit 3 (Osgood)
 Wregget replaced Barrasso at 40:00 on Nov. 13

AT DETROIT (1-0-0)

WG - Kozlov
 WG - Straka

GOALS & SHOTS BY PERIODS:

	1ST	2ND	3RD	OVT	TOTAL
PITTSBURGH	2-23	2-23	5-30	—	9-76
DETROIT	5-25	4-26	1-17	—	10-68

PITTSBURGH	GP	G	A	PTS	PIM	SOG	+/-	DETROIT	GP	G	A	PTS	PIM	SOG	+/-
Mullen	2	3	1	4	0	7	+2	Kozlov	2	3	0	3	2	8	+2
Straka	2	2	2	4	2	2	+1	Sillinger	2	0	3	3	0	6	E
D.Brown	2	0	3	3	0	4	+1	Johnson	1	2	0	2	2	2	+1
Stapleton	2	1	1	2	2	1	E	Fedorov	2	2	0	2	2	6	+1
Jagr	2	0	2	2	0	8	-2	Ciccarelli	1	1	1	2	0	2	E
Paek	2	0	2	2	0	4	-1	Howe	1	0	2	2	0	0	+4
Tocchet	2	0	2	2	0	6	+1	Drake	2	0	2	2	0	4	-1
Francis	2	1	0	1	4	5	E	Primeau	2	0	2	2	2	2	+1
U.Samuelsson	2	1	0	1	16	2	+2	Sheppard	1	1	0	1	0	2	-2
Stevens	2	1	0	1	10	3	-4	Kennedy	2	1	0	1	2	2	-1
Daniels	2	0	1	1	0	1	E	Burr	1	0	1	1	2	1	E
McSorley	2	0	1	1	9	3	E	Halkidis	1	0	1	1	0	1	+1
K.Samuelsson	2	0	1	1	2	1	+5	Yzerman	1	0	1	1	0	1	-3
G.Brown	1	0	0	0	2	6	E	Chiasson	2	0	1	1	0	7	-2
Karabin	1	0	0	0	0	1	E	Coffey	2	0	1	1	2	3	-4
Patterson	1	0	0	0	0	1	E	Probert	2	0	1	1	7	3	-1
Ramsey	1	0	0	0	0	4	-1	Draper	1	0	0	0	0	0	+1
Taglianetti	1	0	0	0	2	0	+1	Konroyd	1	0	0	0	0	1	E
Trottier	1	0	0	0	0	3	-1	Lapointe	1	0	0	0	0	0	E
Wregget	1	0	0	0	0	0	-	Aivazoff	2	0	0	0	0	2	E
Barrasso	2	0	0	0	0	0	-	Carkner	2	0	0	0	4	3	+4
Murphy	2	0	0	0	0	8	-4	Konstantinov	2	0	0	0	2	4	-3
Naslund	2	0	0	0	0	6	E	Lidstrom	2	0	0	0	0	8	+1
								Osgood	2	0	0	0	0	0	-
TOTAL	2	(9-16-25)	49	76				TOTAL	2	(10-16-26)	27	68			

GOALTENDERS

	GP	MP	GF	GA	ENG	SO	AVG	SHOTS	SPCT.	W-L-T
Wregget (P)	1	20:00	2	0	0	0	0.00	5	1.000	0-0-0
Barrasso (P)	2	100:00	7	10	0	0	6.00	63	.841	1-1-0
PITTSBURGH TOTAL	2	120:00	9	10	0	0	5.00	68	.853	1-1-0
Osgood (D)	2	120:00	10	9	0	0	4.50	76	.882	1-1-0
DETROIT TOTAL	2	120:00	10	9	0	0	4.50	76	.882	1-1-0

POWER PLAY GOALS:

PITTSBURGH (0 for 8)

DETROIT (1 for 9) - Ciccarelli

SHORT-HANDED GOALS:

DETROIT (1) - Johnson

All-Time vs Red Wings

	GP	W	L	T	PTS	GF	GA
Pittsburgh Home	57	39	14	4	82	254	169
Pittsburgh Away	58	11	36	11	33	164	232
1967-1994 TOTAL	115	50	50	15	115	418	401

LAST WIN BY:

PITTSBURGH at Home:

October 22, 1992 (9-6)

(0-1-0 since last win)

PITTSBURGH on Road:

February 4, 1994 (6-3)

(0-0-0 since last win)

DETROIT at Home:

November 13, 1992 (8-0)

(0-1-0 since last win)

DETROIT on Road:


November 13, 1993 (7-3)

(0-0-0 since last win)



GEORGE BURNETT

EDMONTON OILERS



JASON ARNOTT

Location: 7424 - 118th Avenue, Edmonton, Alta. T5B 4M9
 Founded: 1972 (WHA)
 President/General Manager: Glen Sather
 Assistant to the President: Ted Green
 Head Coach: George Burnett
 NHL Career Record (Seasons): First Season
 Assistant Coaches: TBA
 Public Relations Director: Bill Tuele
 Coordinator of Publications/Statistics: Steve Knowles
 Athletic Therapist: Ken Lowe
 Athletic Trainer: Barrie Stafford
 Arena (Capacity): Northlands Coliseum (17,503)
 General Office Phone: (403) 474-8561
 Press Box Phone: (403) 474-9330
 FAX Phone: (403) 477-9625
 Starting Times of Games: WN-7:35; Sat.-8:35;
 Sun.-6:05; Mat.-2:05
 Team Colors: Blue, Orange and White
 Radio: CFCW 990 AM
 Commercial TV: CFRN and CBXT
 Cable TV: None
 All-Time NHL Record: 608-444-156
 1993-94 Record: 25-45-14
 1993-94 Finish: 5th (Pacific Division)
 1994 Playoff Record: Did Not Qualify for Playoffs
 1993-94 Top Scorer: Doug Weight (24-50-74)
 Stanley Cup Titles: Five (1984, 1985, 1987,
 1988 and 1990)

All-Time Edmonton Scorer vs. Pittsburgh:
 Wayne Gretzky (28 gp, 31-44-75)
All-Time Pittsburgh Scorer vs. Edmonton:
 Mario Lemieux (21 gp, 11-27-38)
Longest Edmonton Win Streak vs. Pittsburgh:
 5, Mar. 16, 1981 - Mar. 17, 1982;
 Jan. 7, 1983 - Feb. 22, 1984
Longest Pittsburgh Win Streak vs. Edmonton:
 2, Nov. 4, 1989 - Feb. 2, 1990
Longest Edmonton Undeclared Streak vs. Pittsburgh:
 6, Jan. 7, 1983 - Nov. 6, 1984 (5-0-1)
Longest Pittsburgh Undeclared Streak vs. Edmonton:
 2, Nov. 4, 1989 - Feb. 2, 1990 (2-0-0)
Last Pittsburgh Win at Home: Jan. 15, 1994 (4-3)
Last Edmonton Win at Home: Mar. 27, 1994 (5-3)
Last Pittsburgh Win at Edmonton: Nov. 4, 1989 (3-1)
Last Edmonton Win at Pittsburgh: Feb. 18, 1993 (5-4)
Most Goals by Pittsburgh vs. Edmonton:
 7, 3 times, last time — Jan. 21, 1988 (P, 7-4)
Most Goals by Edmonton vs. Pittsburgh:
 10, Mar. 17, 1982 (E, 10-4); Feb. 19, 1983 (E, 10-7)
Most Goals by Both Teams: 17, Feb. 19, 1983 (E, 10-7)
Last Pittsburgh Shutout vs. Edmonton: None
Last Edmonton Shutout vs. Pittsburgh: None
Last Pittsburgh Hat Trick vs. Edmonton:
 Nov. 13, 1991 — Kevin Stevens
Last Edmonton Hat Trick vs. Pittsburgh:
 Nov. 8, 1988 — Jari Kurri
Last Pittsburgh Trade with Edmonton: Nov. 24, 1987,
 Paul Coffey, Dave Hunter and Wayne Van Dorp to
 Pittsburgh for Craig Simpson, Chris Joseph, Moe Mantha
 and Dave Hannan
Overtime Record vs. Pittsburgh: 1-1-1

Penguins Record by Decades vs Edmonton: 1980s (8-23-2); 1990s (6-7-0)

PITTSBURGH VS. EDMONTON YEAR BY YEAR													
REGULAR SEASON													
YEAR	GP	W	L	T	GF	GA	YEAR	GP	W	L	T	GF	GA
1979-80	4	1	3	0	12	22	1987-88	3	0	3	0	8	17
1980-81	4	1	2	1	18	20	1988-89	3	1	2	0	12	15
1981-82	3	0	3	0	8	22	1989-90	3	2	1	0	12	8
1982-83	3	1	2	0	14	21	1990-91	3	1	2	0	14	15
1983-84	3	0	3	0	8	23	1991-92	3	2	1	0	14	14
1984-85	3	1	1	1	10	12	1992-93	3	1	2	0	11	11
1985-86	3	1	2	0	13	17	1993-94	2	1	1	0	7	8
1986-87	3	1	2	0	9	10	TOTAL	44	14	30	2	170	235

1993-94 SEASON NOTES-(Jan. 15, E-3 at P-4): The Penguins get goals from four different players, including the game-winning goal by Larry Murphy at 13:39 of the third period. **(Mar. 27, P-3 at E-5):** The Oilers get goals from five different players and Bill Ranford makes 42 saves.

THIS YEAR'S SCHEDULE

Feb. 14	at Pittsburgh	7:35
Mar. 3	at Edmonton	9:35

(All Times Pittsburgh Times)



PITTSBURGH VS EDMONTON



1993-94	GP	W	L	T	PTS	GF	GA	PPG	SHG	PEN	PIM
PITTSBURGH	2	1	1	0	2	7	8	3-12	1	23	60
EDMONTON	2	1	1	0	2	8	7	2-14	0	21	56

AT PITTSBURGH (1-0-0)

Jan. 15 Edmonton 3 (Ranford) at PITTSBURGH 4 (WREGGET)
 Mar. 27 Pittsburgh 3 (Wregget) at EDMONTON 5 (RANFORD)

AT EDMONTON (0-1-0)

WG - Murphy
 WG - Weight

GOALS & SHOTS BY PERIODS:

	1ST	2ND	3RD	OVT	TOTAL
PITTSBURGH	1-23	2-24	4-31	—	7-78
EDMONTON	2-27	2-31	4-23	—	8-81

PITTSBURGH	GP	G	A	PTS	PIM	SOG	+/-	EDMONTON	GP	G	A	PTS	PIM	SOG	+/-
Francis	2	2	2	4	2	10	E	Arnott	2	0	3	3	0	6	+4
Murphy	2	1	2	3	0	10	+3	Corson	1	1	1	2	0	5	+2
Stevens	2	0	3	3	7	10	+1	Ciger	2	1	2	2	0	6	+3
Mullen	2	2	0	2	0	5	E	Pearson	2	1	1	2	10	5	-1
Jagr	2	1	1	2	2	10	-1	Rice	2	1	1	2	0	6	-1
Stapleton	1	0	2	2	0	3	E	Weight	2	1	1	2	0	3	-1
McEachern	1	1	0	1	0	3	-1	Grieve	1	1	0	1	0	3	+1
Hawgood	1	0	1	1	4	3	+1	Maltby	2	1	0	1	2	3	+1
Tochet	1	0	1	1	2	3	+1	Olausson	2	1	0	1	4	3	E
G. Brown	1	0	0	0	0	1	-2	Manson	1	0	1	1	4	6	E
D. Brown	1	0	0	0	0	3	+1	Mark	1	0	1	1	2	1	+3
Daniels	1	0	0	0	2	1	-1	McAmmond	1	0	1	1	2	2	+2
McKenzie	1	0	0	0	0	2	-1	Stapleton	1	0	1	1	0	3	+1
McSorley	1	0	0	0	0	0	E	Bennett	1	0	0	0	0	0	E
Paek	1	0	0	0	0	1	E	DeBrusk	1	0	0	0	9	1	-1
Patterson	1	0	0	0	0	0	-1	MacTavish	1	0	0	0	0	2	-1
K. Samuelsson	1	0	0	0	0	2	-1	Marchant	1	0	0	0	0	1	E
Sandstrom	1	0	0	0	2	3	-2	Martini	1	0	0	0	0	0	E
Tagliaretti	1	0	0	0	2	0	-1	Mironov	1	0	0	0	0	2	-1
Tamer	1	0	0	0	0	0	-2	Richardson	1	0	0	0	0	3	-1
Trottier	1	0	0	0	0	0	-2	White	1	0	0	0	2	0	E
Jennings	2	0	0	0	15	1	-1	Beers	2	0	0	0	2	7	E
Naslund	2	0	0	0	2	1	E	Buchberger	2	0	0	0	2	4	-1
Ramsey	2	0	0	0	0	3	E	Kravchuk	2	0	0	0	0	9	+3
U. Samuelsson	2	0	0	0	18	2	-1	Ranford	2	0	0	0	0	0	-
Straka	2	0	0	0	0	1	E	Thornton	2	0	0	0	17	0	-1
Wregget	2	0	0	0	0	0	-								
TOTAL	2		(7-12-19)	60	78			TOTAL	2		(8-12-20)	56	81		

GOALTENDERS	GP	MP	GF	GA	ENG	SO	AVG	SHOTS	SPCT	W-L-T
Wregget (P)	2	119:00	7	8	0	0	4.03	81	.901	1-1-0
PITTSBURGH TOTAL	2	120:00	7	8	0	0	4.00	81	.901	1-1-0
Ranford (E)	2	118:51	8	7	0	0	3.53	78	.910	1-1-0
EDMONTON TOTAL	2	120:00	8	7	0	0	3.50	78	.910	1-1-0

POWER PLAY GOALS: PITTSBURGH (3 for 12) - Mullen 2, Francis

EDMONTON (2 for 14) - Pearson, Rice

SHORT-HANDED GOALS: PITTSBURGH (1) - McEachern

All-Time vs Oilers	GP	W	L	T	PTS	GF	GA
Pittsburgh Home	23	10	12	1	21	90	110
Pittsburgh Away	22	3	18	1	7	74	121
Neutral Site Game	1	1	0	0	2	6	4
1979-1994 TOTAL	46	14	30	2	30	170	235

LAST WIN BY:

PITTSBURGH at Home:	January 15, 1994 (4-3)	(0-0-0 since last win)
PITTSBURGH on Road:	November 4, 1989 (3-1)	(0-5-0 since last win)
EDMONTON at Home:	March 27, 1994 (5-3)	(0-0-0 since last win)
EDMONTON on Road:	February 18, 1993 (5-4)	(0-1-0 since last win)



ROGER NIELSON

FLORIDA PANTHERS



JOHN VANBIESBROUCK

Location: 100 NE Third Ave., 10th Floor, Ft. Lauderdale, FL 33301
Founded: 1992
President and General Manager: William A. Torrey
Head Coach: Roger Nielson
NHL Career Record (Seasons): 361-304-126 (12)
Assistant Coach: Craig Ramsay
Goaltending Coach: Bill Smith
Director of Public and Media Relations: Greg Bouris
Public/Media Relations Associates: Ron Colangelo and Kevin Dessart
Trainer: David Settlemyer
Arena (Capacity): Miami Arena (14,503)
General Office Phone: (305) 768-1900
Press Box Phone: (305) 372-3540
FAX Phone: (305) 768-1920
Starting Times of Games: WN-7:35; Sun.-6:05, except Oct. 8-1:05, Jan. 1-12:05
Team Colors: Red, Navy Blue and Yellow Gold
Radio: WQAM 560 AM
Commercial TV: WBFS-TV 33
Cable TV: Sunshine Network
All-Time NHL Record: 33-34-17
1993-94 Record: 33-34-17
1993-94 Finish: 5th (Atlantic Division)
1994 Playoff Record: Did Not Qualify for Playoffs
1993-94 Top Scorer: Bob Kudelski (40-30-70)
Stanley Cup Titles: None

All-Time Florida Scorer vs. Pittsburgh: Scott Mellanby (4gp, 2-1-3); Mike Hough (4gp, 0-3-3)
All-Time Pittsburgh Scorer vs. Florida: Kevin Stevens (4gp, 0-5-5)
Most Goals by Pittsburgh vs. Florida: 4, Feb. 28, 1994 (P, 4-3)
Most Goals by Florida vs. Pittsburgh: 3, Feb. 28, 1994 (P, 4-3)
Most Goals by Both Teams: 7, Feb. 28, 1994 (P, 4-3)
Last Pittsburgh Shutout vs. Florida: None
Last Florida Shutout vs. Pittsburgh: None
Last Pittsburgh Hat Trick vs. Florida: None
Last Florida Hat Trick vs. Pittsburgh: None
Last Pittsburgh Trade with Florida: March 19, 1994, Greg Hawgood to Pittsburgh for Jeff Daniels
Overtime Record vs. Pittsburgh: 0-0-1

Penguins Record by Decades vs. Florida: 1990s (3-0-1)

PITTSBURGH PENGUINS vs. FLORIDA PANTHERS						
REGULAR SEASON						
YEAR	GP	W	L	T	GF	GA
1993-94	4	3	0	1	10	7
TOTALS	4	3	0	1	10	7

1993-94 SEASON NOTES-(Oct. 12, P-2 at F-1): Martin Straka and Joe Mullen score for the Penguins and Ken Wregget makes 23 saves as the Penguins spoil the Panthers home opener. **(Jan. 13, F-2 at P-2 OT):** Doug Brown and Joe Mullen record first period goals, but the Panthers score twice in the second period to force the tie. John Vanbiesbrouck makes 39 saves for the Panthers. **(Feb. 1, F-1 at P-2):** Doug Brown and Larry Murphy each score once for the Penguins, while Ken Wregget makes 33 saves. **(Feb. 28, P-4 at F-3):** Rick Tocchet scores two goals, including the game-winner at 15:30 of the third period.

THIS YEAR'S SCHEDULE

Dec. 22	at Florida	7:35
Jan. 5	at Pittsburgh	7:35
Feb. 7	at Pittsburgh	7:35
Feb. 12	at Florida	6:05



PITTSBURGH VS FLORIDA



1993-94	GP	W	L	T	PTS	GF	GA	PPG	SHG	PEN	PIM
PITTSBURGH	4	3	0	1	7	10	7	0-14	1	29	83
FLORIDA	4	0	3	1	1	7	10	1-22	0	24	59

AT PITTSBURGH (1-0-1)

Oct. 12 PITTSBURGH 2 (WREGGET) at Florida 1 (Vanbiesbrouck)
 Jan. 13 Florida 2 (Vanbiesbrouck) at Pittsburgh 2 (Wregget)
 Feb. 1 Florida 1 (Vanbiesbrouck) at PITTSBURGH 2 (WREGGET)
 Feb. 28 PITTSBURGH 4 (BARRASSO) at Florida 3 (Vanbiesbrouck)
 Fitzpatrick replaced Vanbiesbrouck at 51:17 on Feb. 1

AT FLORIDA (2-0-0)

WG - Mullen
 WG - Murphy
 WG - Tocchet

GOALS & SHOTS BY PERIODS:

	1ST	2ND	3RD	OVT	TOTAL
PITTSBURGH	4-41	4-40	2-45	0-3	10-129
FLORIDA	1-33	4-51	2-35	0-1	7-120

PITTSBURGH	GP	G	A	PTS	PIM	SOG	+/-	FLORIDA	GP	G	A	PTS	PIM	SOG	+/-
Stevens	4	0	5	5	4	16	+3	Mellanby	4	2	1	3	12	11	-2
D.Brown	4	2	1	3	0	9	+2	Hough	4	0	3	3	0	8	+2
Mullen	4	2	1	3	0	8	+1	Skrudland	4	2	0	2	2	8	+2
Lemieux	1	1	2	3	0	5	+2	Lowry	4	0	2	2	2	7	-1
L. Murphy	4	1	2	3	4	14	+2	Niedermayer	4	0	2	2	2	3	E
Straka	4	1	2	3	4	5	+2	Barnes	3	1	0	1	0	3	-4
Tocchet	3	2	0	2	6	10	+1	Cirella	3	1	0	1	0	7	-1
G.Brown	1	0	2	2	2	0	+3	Hull	4	1	0	1	0	5	+1
Jagr	4	0	2	2	4	19	E	Davydov	1	0	1	1	2	2	E
U.Samuelsson	4	1	0	1	8	7	+2	Kudelski	3	0	1	1	0	8	-2
McSorley	2	0	1	1	9	1	E	Smith	3	0	1	1	2	2	E
Barrasso	1	0	0	0	0	0	-	Benning	4	0	1	1	10	8	-2
McEachern	1	0	0	0	0	2	E	G.Murphy	4	0	1	1	0	11	-1
Sandstrom	1	0	0	0	0	1	E	Fitzpatrick	1	0	0	0	0	0	-
Paek	2	0	0	0	0	0	E	Godynyuk	1	0	0	0	2	-1	
Patterson	2	0	0	0	2	1	E	Levins	1	0	0	0	5	1	E
Trottier	2	0	0	0	0	2	E	Laus	2	0	0	0	2	2	E
Daniels	3	0	0	0	0	1	E	Severyn	2	0	0	0	0	4	-1
Jennings	3	0	0	0	2	0	-2	Belanger	3	0	0	0	0	4	-1
Naslund	3	0	0	0	0	5	E	K. Brown	3	0	0	0	0	1	-2
Needham	3	0	0	0	0	0	E	Hawgood	3	0	0	0	0	6	E
K.Samuelsson	3	0	0	0	17	3	E	Fitzgerald	4	0	0	0	2	11	-3
Stapleton	3	0	0	0	0	4	E	Lindsay	4	0	0	0	4	0	-2
Taglianetti	3	0	0	0	17	5	-3	Lomakin	4	0	0	0	0	6	-2
Wregget	3	0	0	0	2	0	-	Vanbiesbrouck	4	0	0	0	12	0	E
Francis	4	0	0	0	0	8	-1								
Ramsey	4	0	0	0	2	3	+7								
TOTAL	4		(10-18-28)	83	129			TOTAL	4		(7-13-20)	59	120		

GOALTENDERS

	GP	MP	GF	GA	ENG	SO	AVG	SHOTS	SPCT.	W-L-T
Wregget (P)	3	185:00	6	4	0	0	1.30	84	.952	2-0-1
Barrasso (P)	1	60:00	4	3	0	0	3.00	36	.917	1-0-0
PITTSBURGH TOTAL	4	245:00	10	7	0	0	1.71	120	.942	3-0-1
Vanbiesbrouck (F)	4	234:26	7	10	0	0	2.56	125	.920	0-3-1
Fitzpatrick (F)	1	8:08	0	0	0	0	0.00	4	1.000	0-0-0
FLORIDA TOTAL	4	245:00	7	10	0	0	2.45	129	.922	0-3-1

POWER PLAY GOALS:

PITTSBURGH (0 for 14)
 FLORIDA (1 for 22) - Barnes

SHORT-HANDED GOALS:

PITTSBURGH (1) - Mullen

All-Time vs Panthers

	GP	W	L	T	PTS	GF	GA
Pittsburgh Home	2	1	0	1	3	4	3
Pittsburgh Away	2	2	0	0	4	6	4
1993-94 TOTAL	4	3	0	1	7	10	7

LAST WIN BY:

PITTSBURGH at Home:	February 1, 1994 (2-1)	(0-0-0 since last win)
PITTSBURGH on Road:	February 28, 1994 (4-3)	(0-0-0 since last win)
FLORIDA at Home:	None	(0-2-0)
FLORIDA on Road:	None	(0-1-1)



PAUL HOLMGREN

HARTFORD WHALERS



GEOFF SANDERSON

Location: 242 Trumbull Street, Hartford, CT 06103

Founded: 1972 (WHA)

General Manager: Jim Rutherford

Head Coach: Paul Holmgren

NHL Career Record: 137-189-39 (7)

Assistant Coaches: Joel Quenneville, Ted Nolan

Public Relations Director: John Forslund

Public/Community Relations Assistant: Mary Lynn Gorman

Trainer: Frank "Bud" Gouveia

Arena (Capacity): Hartford Civic Center Coliseum (15,635)

General Office Phone: (203) 728-3366

Press Box Phone: (203) 246-0808

FAX Phone: (203) 522-7707

Starting Times of Games: WN/Sat.-7:35; Sun.-7:05; Mat.-1:35

Team Colors: Blue, Green, Silver and White

Radio: WTIC 1080 AM

Commercial TV: None

Cable TV: SportsChannel

All-Time NHL Record: 449-607-152

1993-94 Record: 27-48-9

1993-94 Finish: 6th (Northeast Division)

1994 Playoff Record: Did Not Qualify for Playoffs

1993-94 Top Scorer: Pat Verbeek (37-38-75)

Stanley Cup Titles: None

All-Time Hartford Scorer vs. Pittsburgh:

Ron Francis (28 gp, 14-28-42)

All-Time Pittsburgh Scorer vs. Hartford:

Mario Lemieux (21 gp, 23-22-45)

Longest Hartford Win Streak vs. Pittsburgh:

4, Oct. 28, 1986 - Jan. 9, 1988;

Feb. 26, 1989 - Mar. 25, 1990

Longest Pittsburgh Win Streak vs. Hartford:

4, Dec. 19, 1981 - Jan. 3, 1982

Longest Hartford Undeclared Streak vs. Pittsburgh:

7, Feb. 26, 1989 - Dec. 8, 1990 (6-0-1)

Longest Pittsburgh Undeclared Streak vs. Hartford:

8, Feb. 19, 1981 - Mar. 12, 1983 (7-0-1)

Last Pittsburgh Win at Home: Feb. 17, 1994 (6-4)

Last Hartford Win at Home: Jan. 2, 1994 (7-2)

Last Pittsburgh Win at Hartford: March 13, 1994 (3-2)

Last Hartford Win at Pittsburgh: Feb. 27, 1992 (8-4)

Most Goals by Pittsburgh vs. Hartford:

10, Apr. 3, 1993 (P, 10-2)

Most Goals by Hartford vs. Pittsburgh:

9, Nov. 22, 1984 (H, 9-3); Dec. 26, 1980 (H, 9-7);

Mar. 30, 1989 (H, 9-5)

Most Goals by Both Teams: 16, Dec. 26, 1980 (H, 9-7)

Last Pittsburgh Shutout vs. Hartford:

Dec. 28, 1984 (4-0) — Roberto Romano

Last Hartford Shutout vs. Pittsburgh: None

Last Pittsburgh Hat Trick vs. Hartford:

Apr. 3, 1993 — Rick Tocchet

Last Hartford Hat Trick vs. Pittsburgh:

Feb. 21, 1993 — Geoff Sanderson

Last Pittsburgh Trade with Hartford: Mar. 10, 1992,

Future Considerations to Pittsburgh for Frank Pietrangelo

Overtime Record vs. Pittsburgh: 1-1-2

Penguins Record by Decades vs. Hartford: 1970s (0-1-1); 1980s (15-15-1); 1990s (8-6-2)

PITTSBURGH PENGUINS vs. HARTFORD WHALERS REGULAR SEASON													
YEAR	GP	W	L	T	GF	GA	YEAR	GP	W	L	T	GF	GA
1979-80	4	1	2	1	15	21	1987-88	3	2	1	0	13	11
1980-81	4	2	2	0	20	20	1988-89	3	1	2	0	15	20
1981-82	3	2	0	1	18	11	1989-90	3	0	2	1	9	15
1982-83	3	3	0	0	14	7	1990-91	3	1	2	0	10	11
1983-84	3	2	1	0	11	10	1991-92	3	0	2	1	11	16
1984-85	3	1	2	0	10	13	1992-93	3	3	0	0	21	8
1985-86	3	1	2	0	12	10	1993-94	5	4	1	0	23	22
1986-87	3	0	3	0	12	18	TOTAL	49	23	22	4	214	213

1993-94 SEASON NOTES-(Oct. 16, H-3 at P-5): The Penguins take a 5-1 lead as five different players score, and hold off a late Hartford rally for the win. Ron Francis records three assists. **(Dec. 4, P-7 at H-6):** Hartford scores three consecutive third period goals to tie the game, but Jaromir Jagr scores at 2:04 of overtime to spoil the comeback. **(Jan. 2, P-2 at H-7):** The Whalers score four third period goals to break open a close game. Andrew Cassels records two assists for the Whalers. **(Feb. 17, H-4 at P-6):** Doug Brown scores two goals and Kevin Stevens scores the game-winning goal on the power play in the third period. **(Mar. 13, P-3 at H-2):** Jaromir Jagr, Ulf Samuelsson and Martin Straka each score a goal for the Penguins. Ken Wregget makes 27 saves leading the Penguins to victory.

THIS YEAR'S SCHEDULE

Nov. 5	at	Pittsburgh	7:35
Dec. 28	at	Hartford	7:35
Jan. 13	at	Pittsburgh	7:35
Feb. 18	at	Hartford	7:35
Feb. 19	at	Pittsburgh	1:35
(All Times Pittsburgh Time)			



PITTSBURGH VS HARTFORD



1993-94
PITTSBURGH
HARTFORD

GP	W	L	T	PTS	GF	GA	PPG	SHG	PEN	PIM
5	4	1	0	8	23	22	8-32	0	45	123
5	1	4	0	2	22	23	6-30	1	47	119

AT PITTSBURGH (2-0-0)

Oct. 16 Hartford 3 (Pietrangelo) at PITTSBURGH 5 (BARRASSO)
 Dec. 4 PITTSBURGH 7 (WREGGET) at Hartford 6 (Reese)
 Jan. 2 Pittsburgh 2 (Wregget) at HARTFORD 7 (BURKE)
 Feb. 17 Hartford 4 (Burke) at PITTSBURGH 6 (BARRASSO)
 Mar. 13 PITTSBURGH 3 (WREGGET) at Hartford 2 (Reese)
 Gosselin replaced Pietrangelo at 30:57 on Oct. 16
 *Jagr scored at 2:04 of overtime on Dec. 4

AT HARTFORD (2-1-0)

WG - Straka
 WG - Jagr*
 WG - Cunneyworth
 WG - Stevens
 WG - Jagr

GOALS & SHOTS BY PERIODS

PITTSBURGH	1ST	2ND	3RD	OVT	TOTAL
PITTSBURGH	8-50	10-51	4-49	1-1	23-151
HARTFORD	5-47	4-49	13-55	0-0	22-151

PITTSBURGH	GP	G	A	PTS	PIM	SOG	+/-	HARTFORD	GP	G	A	PTS	PIM	SOG	+/-
Stevens	5	5	10	16	14	-1		Verbeek	5	5	3	8	4	22	+3
Jagr	5	2	7	9	6	20	-3	Nylander	3	2	6	8	0	5	+4
Francis	5	1	7	8	2	10	-2	Sanderson	5	3	4	7	0	14	+5
Murphy	5	2	5	7	6	13	+1	Cassels	5	2	4	6	6	11	E
Mullen	5	2	3	5	4	9	-4	Kron	5	3	2	5	0	13	-1
D.Brown	5	4	0	4	0	15	-1	Propp	4	2	2	4	2	7	-3
Straka	5	2	2	4	2	14	-2	Pronger	5	0	3	3	16	8	+1
Tocchet	2	1	3	4	11	8	+1	Marchment	3	1	1	2	17	7	E
U.Samuels	5	1	3	4	16	4	+1	Patrick	3	1	1	2	2	5	-1
McEachern	2	1	1	2	0	5	+2	Cunneyworth	4	1	1	2	27	9	+1
Sandstrom	2	0	2	2	0	6	+4	Storm	4	1	1	2	4	10	E
Taglianetti	5	0	2	2	10	4	E	Greig	2	0	2	2	4	3	E
Naslund	4	1	0	1	5	2	+2	Zalapski	2	0	2	4	4	6	+1
Stapleton	4	1	0	1	0	5	-1	Janssens	5	0	2	2	5	2	+1
G.Brown	2	0	1	1	4	1	-1	Sandlak	2	1	0	1	8	2	+1
McSorley	2	0	1	1	19	7	E	Turcotte	1	0	1	1	0	2	-2
Trottier	3	0	1	1	0	2	+1	Chibirev	2	0	1	1	0	1	-1
Depalma	1	0	0	0	0	1	E	Burt	4	0	1	1	4	5	E
Neaton	1	0	0	0	0	0	E	McCrimmon	4	0	1	1	0	2	-2
Needham	1	0	0	0	0	0	E	Crowley	1	0	0	0	0	3	+1
Patterson	1	0	0	0	0	0	E	Drury	1	0	0	0	0	1	-1
Tamer	1	0	0	0	0	2	-1	Gosselin	1	0	0	0	0	0	-
Barrasso	2	0	0	0	0	0	-	Keczmer	1	0	0	0	0	3	-1
Paek	2	0	0	0	0	1	-2	Kucera	1	0	0	0	0	0	-1
Wregget	3	0	0	0	4	0	-	Kypreos	1	0	0	0	2	0	-2
Daniels	4	0	0	0	0	4	E	Lemeix	1	0	0	0	0	0	-1
Jennings	4	0	0	0	12	0	-1	McGill	1	0	0	0	0	0	-1
Ramsey	4	0	0	0	0	1	E	McKenzie	1	0	0	0	2	0	E
K.Samuels	4	0	0	0	6	3	+2	Pedersen	1	0	0	0	0	0	+1
								Pietrangelo	1	0	0	0	0	0	-
								Ranheim	1	0	0	0	0	0	-1
								Smyth	1	0	0	0	0	0	E
								Weinrich	1	0	0	0	0	1	+1
								Burke	2	0	0	0	0	0	-
								Harkins	2	0	0	0	0	0	E
								Petrovicky	2	0	0	0	0	1	-2
								Godynyuk	3	0	0	0	0	6	+4
								Potvin	3	0	0	0	6	2	E
								Bench					2		
TOTAL	5	(23-43-66)	123	151				TOTAL	5	(22-38-60)	119	151			

GOALTENDERS

	GP	MP	GF	GA	ENG	SO	AVG	SHOTS	SPCT.	W-L-T
Barrasso (P)	2	120:00	11	7	0	0	3.50	55	.873	2-0-0
Wregget (P)	3	182:04	12	15	0	0	4.95	96	.844	2-1-0
PITTSBURGH TOTAL	3	302:04	23	22	0	0	4.37	151	.854	4-1-0
Gosselin (H)	1	29:03	2	0	0	0	0.00	13	1.000	0-0-0
Burke (H)	2	120:00	11	8	0	0	4.00	65	.877	1-1-0
Reese (H)	2	121:09	8	10	0	0	4.96	56	.821	0-2-0
Pietrangelo (H)	1	30:57	1	5	0	0	9.69	17	.706	0-1-0
HARTFORD TOTAL	3	302:04	22	23	0	0	4.57	151	.847	1-4-0

POWER PLAY GOALS:

PITTSBURGH (8 for 32) - Stevens 4, Murphy, Tocchet, Straka, Stapleton
 HARTFORD (6 for 30) - Cassels 2, Nylander, Patrick, Propp, Sanderson,

All-Time vs Whalers

	GP	W	L	T	PTS	GF	GA
Pittsburgh Home	24	12	9	3	27	113	100
Pittsburgh Away	25	11	13	1	23	101	113
1979-94 TOTAL	49	23	22	4	50	214	213

LAST WIN BY:

PITTSBURGH at Home: February 17, 1994 (6-4) (0-0-0 since last win)
 PITTSBURGH on Road: March 13, 1994 (3-2) (0-0-0 since last win)
 HARTFORD at Home: January 2, 1994 (7-2) (0-1-0 since last win)
 HARTFORD on Road: February 27, 1992 (8-4) (0-3-0 since last win)

LOS ANGELES KINGS



BARRY MELROSE



ROB BLAKE

Location: 3900 W. Manchester Blvd., Inglewood, CA 90305
Founded: 1967
Chairman: Joseph Cohan
President: Bruce McNall
General Manager: Sam McMaster
Head Coach: Barry Melrose
NHL Career Record: 66-80-22 (2)
Assistant Coaches: Cap Raeder, John Perpich
Director of Media Relations: Rick Minch
Trainer: Peter Demers
Arena (Capacity): Great Western Forum (16,005)
General Office Phone: (310) 419-3160
Press Box Phone: (310) 419-3243/3245
FAX Phone: (310) 673-8927
Starting Times of Games: EN-7:35; except Mar. 25-1:05
Team Colors: Black, White and Silver
Radio: XTRA 690 AM
Commercial TV: KTLA Channel 5
Cable TV: Prime Ticket Network
All-Time NHL Record: 845-961-312
1993-94 Record: 27-45-12
1993-94 Finish: 5th (Pacific Division)
1994 Playoff Record: Did Not Qualify for Playoffs
1993-94 Top Scorer: Wayne Gretzky (38-92-130)
Stanley Cup Titles: None

All-Time Los Angeles Scorer vs. Pittsburgh:
 Marcel Dionne (50 gp, 29-41-70)
All-Time Pittsburgh Scorer vs. Los Angeles:
 Mario Lemieux (22 gp, 16-34-50)
Longest Los Angeles Win Streak vs. Pittsburgh:
 5, Mar. 14, 1984 - Nov. 16, 1985
Longest Pittsburgh Win Streak vs. Los Angeles:
 6, Nov. 15, 1969 - Feb. 26, 1970
Longest Los Angeles Undefeated Streak vs. Pittsburgh:
 8, Mar. 2, 1977 - Mar. 14, 1978 (4-0-4)
Longest Pittsburgh Undefeated Streak vs. Los Angeles:
 9, Nov. 15, 1979 - Feb. 13, 1982 (4-0-5)
Last Pittsburgh Win at Home: Dec. 14, 1993 (4-2)
Last Los Angeles Win at Home: Nov. 6, 1993 (8-3)
Last Pittsburgh Win at Los Angeles: Feb. 13, 1988 (7-5)
Last Los Angeles Win at Pittsburgh: Feb. 8, 1992 (4-3)
Most Goals by Pittsburgh vs. Los Angeles:
 8, Mar. 26, 1969 (P, 8-4); Oct. 20, 1971 (P, 8-1)
Most Goals by Los Angeles vs. Pittsburgh:
 10, Jan. 21, 1987 (LA, 10-5)
Most Goals by Both Teams: 15, Jan. 21, 1987 (LA, 10-5)
Last Pittsburgh Shutout vs. Los Angeles:
 Nov. 23, 1974 (0-0) — Gary Inness
Last Los Angeles Shutout vs. Pittsburgh:
 Dec. 17, 1986 (3-0) — Daren Eliot
Last Pittsburgh Hat Trick vs. Los Angeles:
 Feb. 10, 1990 — Rob Brown
Last Los Angeles Hat Trick vs. Pittsburgh:
 Mar. 10, 1990 — Luc Robitaille
Last Pittsburgh Trade with Los Angeles: July 29, 1994,
 Luc Robitaille to Pittsburgh for Rick Tocchet and a second
 round draft choice in 1995.
Overtime Record vs. Pittsburgh: 3-3-2

Penguins Record by Decades vs. Los Angeles: 1960s (8-12-1); 1970s (27-26-9); 1980s (12-13-6); 1990s (4-8-0)

PITTSBURGH PENGUINS vs. LOS ANGELES KINGS													
REGULAR SEASON													
YEAR	GP	W	L	T	GF	GA	YEAR	GP	W	L	T	GF	GA
1967-68	10	4	6	0	26	33	1981-82	3	1	1	1	15	16
1968-69	8	2	5	1	20	24	1982-83	3	2	1	0	15	14
1969-70	8	6	2	0	20	11	1983-84	3	1	2	0	15	16
1970-71	6	2	4	0	18	26	1984-85	3	0	3	0	6	15
1971-72	6	4	1	1	29	19	1985-86	3	2	1	0	16	12
1972-73	6	4	2	0	17	14	1986-87	3	1	2	0	9	16
1973-74	5	1	4	0	6	14	1987-88	3	1	0	2	15	13
1974-75	6	1	3	2	8	15	1988-89	3	1	2	0	9	14
1975-76	6	5	1	0	29	16	1989-90	3	1	2	0	13	22
1976-77	6	2	3	1	20	23	1990-91	3	1	2	0	6	12
1977-78	6	0	3	3	15	21	1991-92	3	0	3	0	8	14
1978-79	8	4	3	1	24	22	1992-93	2	1	1	0	7	8
1979-80	4	1	1	2	13	12	1993-94	2	1	1	0	7	10
1980-81	4	2	0	2	18	16	TOTAL	126	51	59	16	404	448

1993-94 SEASON NOTES (Nov. 6, P-3 at LA-8): Wayne Gretzky leads the Kings to an 8-3 victory with four assists. Tomas Sandstrom scores two goals, and Luc Robitaille adds three assists for the Kings. Kevin Stevens scores twice for the Penguins, including his 200th career goal. (**Dec. 14, LA-2 at P-4:**) The Penguins score three goals in the third period to overcome a 2-1 Kings lead.

THIS YEAR'S SCHEDULE

Oct. 22 at Pittsburgh 7:35
 Dec. 15 at Los Angeles 10:35
 (All Times Pittsburgh Time)



PITTSBURGH VS LOS ANGELES



1993-94	GP	W	L	T	PTS	GF	GA	PPG	SHG	PEN	PIM
PITTSBURGH	2	1	1	0	2	7	10	1-15	0	19	74
LOS ANGELES	2	1	1	0	2	10	7	2-10	1	22	64

AT PITTSBURGH (1-0-0)

Nov. 6 Pittsburgh 3 (Barrasso) at LOS ANGELES 8 (HRUDEY)
 Dec. 14 Los Angeles 2 (Stauber) at PITTSBURGH 4 (WREGGET)
 Wregget replaced Barrasso at 40:00 on Nov. 6

AT LOS ANGELES (0-1-0)

WG - Donnelly
 WG - Tocchet

GOALS & SHOTS BY PERIODS:	1ST	2ND	3RD	OVT	TOTAL
PITTSBURGH	0-30	3-33	4-24	—	7-87
LOS ANGELES	4-22	4-23	2-27	—	10-72

PITTSBURGH	GP	G	A	PTS	PIM	SOG	+/-	LOS ANGELES	GP	G	A	PTS	PIM	SOG	+/-
Stevens	2	3	0	3	0	9	-1	Sandstrom	2	3	1	4	0	10	+3
Tocchet	2	2	1	3	7	9	+1	Gretzky	2	0	4	4	0	9	+2
Trottier	1	1	1	2	0	2	+2	Robitaille	2	0	4	4	0	3	-1
Mullen	2	1	1	2	0	12	-1	Rychel	2	1	1	2	5	3	+2
Lemieux	1	0	2	2	2	6	-2	Huddy	1	1	0	1	2	2	-1
Murphy	2	0	2	2	0	8	E	Thompson	1	1	0	1	0	1	+2
Straka	2	0	2	2	0	5	-2	Blake	2	1	0	1	2	8	+3
G. Brown	1	0	1	1	2	2	E	Donnelly	2	1	0	1	2	7	E
Francis	2	0	1	1	2	7	+1	Kurri	2	1	0	1	0	4	E
Jagr	2	0	1	1	0	6	-3	Watters	2	1	0	1	0	1	+1
U.Samuelssoon	2	0	1	1	4	2	-3	Carson	1	0	1	1	0	2	E
Barrasso	1	0	0	0	0	0	-	Houda	1	0	1	1	4	1	E
Jennings	1	0	0	0	2	0	-1	McEachern	2	0	1	1	4	2	-2
Paek	1	0	0	0	0	2	-1	Sydor	2	0	1	1	4	3	E
Ramsey	1	0	0	0	0	0	E	Zhitnik	2	0	1	1	0	4	E
K.Samuelssoon	1	0	0	0	2	0	+1	Currie	1	0	0	0	0	2	E
D.Brown	2	0	0	0	0	4	-1	Druce	1	0	0	0	0	1	-1
Daniels	2	0	0	0	0	2	E	Granato	1	0	0	0	2	2	+2
McSorley	2	0	0	0	14	8	-2	Hardy	1	0	0	0	2	0	E
Naslund	2	0	0	0	0	1	E	Hrudey	1	0	0	0	0	0	-
Stapleton	2	0	0	0	0	0	E	Lavoie	1	0	0	0	2	3	-1
Taglianetti	2	0	0	0	39	2	+2	R.Murphy	1	0	0	0	12	0	+1
Wregget	2	0	0	0	0	0	-	Stauber	1	0	0	0	0	0	-
								Taylor	1	0	0	0	2	1	-1
								Thomlinson	1	0	0	0	19	0	-1
								Conacher	2	0	0	0	2	3	E
TOTAL	2		(7-13-20)	74	87			TOTAL	2		(10-15-25)	64	72		

GOALTENDERS	GP	MP	GF	GA	ENG	SO	AVG	SHOTS	SPCT.	W-L-T
Wregget (P)	2	80:00	5	3	0	0	2.25	49	.939	1-0-0
Barrasso (P)	1	40:00	2	7	0	0	10.50	23	.696	0-1-0
PITTSBURGH TOTAL	2	120:00	7	10	0	0	5.00	72	.861	1-1-0
Hrudey (LA)	1	60:00	8	3	0	0	3.00	38	.921	1-0-0
Stauber (LA)	1	59:26	2	3	1	0	3.03	48	.938	0-1-0
LOS ANGELES TOTAL	2	120:00	10	7	1	0	3.50	87	.920	1-1-0

POWER PLAY GOALS: PITTSBURGH (1 for 15) - Stevens
 LOS ANGELES (2 for 10) - Blake, Kurri
SHORT-HANDED GOALS: LOS ANGELES (1) - Watters

All-Time vs Kings	GP	W	L	T	PTS	GF	GA
Pittsburgh Home	64	37	19	8	82	243	203
Pittsburgh Away	62	14	40	8	36	161	245
1967-93 TOTAL	126	51	59	16	118	404	448

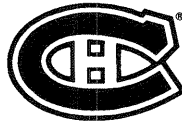
LAST WIN BY:

PITTSBURGH at Home: December 14, 1993 (4-2) (0-0-0 since last win)
 PITTSBURGH on Road: February 13, 1988 (7-5) (0-8-0 since last win)
 LOS ANGELES at Home: November 6, 1993 (8-3) (0-0-0 since last win)
 LOS ANGELES on Road: February 8, 1992 (4-3) (0-2-0 since last win)



JACQUES DEMERS

MONTREAL CANADIENS



PATRICK ROY

Location: 2313 St. Catherine St. W., Montreal, Que. H3H 1N2
 Founded: 1909
 President: Ronald Corey
 Managing Director: Serge Savard
 Head Coach: Jacques Demers
 NHL Career Record (Seasons): 356-344-106 (10)
 Assistant Coaches: Jacques Laperrriere, Charles Thiffault, Steve Shutt
 Director of Communications: Donald Beauchamp
 Trainer: Gaetan Lefebvre
 Arena (Capacity): Montreal Forum (17,959)
 General Office Phone: (514) 932-2582
 Press Box Phone: (514) 989-2872
 FAX Phone: (514) 932-8285
 Starting Times of Games: EN-7:35; Mat.-1:35
 Team Colors: Red, White and Blue
 Radio: CBF 690 AM, CJAD 800 AM
 Commercial TV: CBC, CFTM and CBFT
 Cable TV: RDS
 All-Time NHL Record: 2521-1502-737
 1993-94 Record: 41-29-14
 1993-94 Finish: 3rd (Northeast Division)
 1994 Playoff Record: Lost, Boston, 4-3, Eastern Conference Quarter Finals
 1993-94 Top Scorer: Vincent Damphousse (40-51-91)
 Stanley Cup Titles: 24 (1916, 1924, 1930-31, 1944, 1946, 1953, 1956-60, 1965-66, 1968-69, 1971, 1973, 1976-79, 1986 and 1993)

All-Time Montreal Scorer vs. Pittsburgh: Guy Lafleur (61 gp, 44-53-97)
 All-Time Pittsburgh Scorer vs. Montreal: Jean Pronovost (56 gp, 22-19-41)
 Longest Montreal Win Streak vs. Pittsburgh: 10, Apr. 2, 1975 - Dec. 4, 1976
 Longest Pittsburgh Win Streak vs. Montreal: 3, Jan. 23, 1988 - Oct. 29, 1988
 Longest Montreal Undeclared Streak vs. Pittsburgh: 18, Jan 13, 1972 - Jan. 26, 1975 (15-0-3)
 Longest Pittsburgh Undeclared Streak vs. Montreal: 4, Mar. 28, 1992 - Apr. 7, 1993 (3-0-1)
 Last Montreal Win at Home: Oct. 7, 1994 (2-1 OT)
 Last Montreal Win at Home: Apr. 9, 1994 (9-1)
 Last Pittsburgh Win at Montreal: Oct. 29, 1988 (5-4)
 Last Montreal Win at Pittsburgh: Feb. 7, 1994 (4-1)
 Most Goals by Pittsburgh vs. Montreal: 7, Jan. 15, 1983 (M, 8-7)
 Most Goals by Montreal vs. Pittsburgh: 12, Feb. 22, 1979 (M, 12-0)
 Most Goals by Both Teams: 15, Jan. 15, 1983 (M, 8-7)
 Last Pittsburgh Shutout vs. Montreal: Mar. 3, 1971 (4-0) — Les Binkley
 Last Montreal Shutout vs. Pittsburgh: Feb. 22, 1979 (12-0) — Michel Larocque
 Last Pittsburgh Hat Trick vs. Montreal: Apr. 7, 1993 — Rick Tocchet
 Last Montreal Hat Trick vs. Pittsburgh: Mar. 18, 1989 — Mats Naslund
 Last Pittsburgh Trade with Montreal: Dec. 23, 1987, Perry Ganchar to Pittsburgh for Future Considerations
 Overtime Record vs. Pittsburgh: 1-3-6

Penguins Record by Decades vs. Montreal: 1960s (2-10-1); 1970s (7-43-9); 1980s (11-18-3); 1990s (4-8-3)

PITTSBURGH VS. MONTREAL YEAR BY YEAR REGULAR SEASON													
YEAR	GP	W	L	T	GF	GA	YEAR	GP	W	L	T	GF	GA
1967-68	4	0	4	0	11	16	1981-82	3	1	2	0	9	14
1968-69	6	1	4	1	16	21	1982-83	3	1	2	0	11	15
1969-70	6	2	4	0	15	19	1983-84	3	0	2	1	6	11
1970-71	6	1	3	2	13	20	1984-85	3	1	2	0	11	13
1971-72	6	1	4	1	16	25	1985-86	3	0	2	1	10	13
1972-73	5	0	5	0	12	29	1986-87	3	1	1	1	11	11
1973-74	5	0	4	1	10	21	1987-88	3	2	1	0	11	8
1974-75	6	1	4	1	15	28	1988-89	3	1	2	0	8	16
1975-76	6	0	6	0	19	35	1989-90	3	1	2	0	4	17
1976-77	6	0	4	2	11	34	1990-91	3	0	2	1	11	15
1977-78	6	1	5	0	19	35	1991-92	3	1	2	0	8	9
1978-79	8	2	5	1	19	38	1992-93	3	2	0	1	12	8
1979-80	4	1	2	1	14	22	1993-94	5	1	3	1	7	20
1980-81	4	2	2	0	10	11	TOTAL	119	24	79	16	319	524

1993-94 SEASON NOTES (Oct. 7, M-1 at P-2): Joe Mullen scores at 1:13 of overtime to give the Penguins the victory in the home opener. Ken Wregget replaces Tom Barrasso to start the second period and makes 25 saves. (Nov. 20, P-2 at M-2): Rick Tocchet scores the tying goal at 12:18 of the third period on the power play to extend the Penguins unbeaten streak to three (2-0-1). (Feb. 7, M-4 at P-1): The Canadiens break the game open with two goals less than one minute apart in the third period. (Feb. 19, P-1 at M-4): Brian Bellows scores two goals and Patrick Roy stops 26 of 27 Penguins shots. (Apr. 9, P-1 at M-9): The Canadiens score five second period goals to break open a 2-1 game. Gary Leeman and Vincent Damphousse each score two goals.

THIS YEAR'S SCHEDULE

Oct. 15	at	Pittsburgh	7:35
Oct. 29	at	Montreal	7:35
Feb. 11	at	Pittsburgh	7:35
Mar. 24	at	Pittsburgh	7:35
Apr. 8	at	Montreal	7:35
(All Times Pittsburgh Time)			



PITTSBURGH VS MONTREAL



1993-94
PITTSBURGH
MONTREAL

GP	W	L	T	PTS	GF	GA	PPG	SHG	PEN	PIM
5	1	3	1	3	7	20	3-28	0	36	97
5	3	1	1	7	20	7	8-22	0	41	96

AT PITTSBURGH (1-1-0)

Oct. 7 Montreal 1 (Roy) at PITTSBURGH 2 (BARRASSO)
 Nov. 20 Pittsburgh 2 (Wregget) at Montreal 2 (Roy)
 Feb. 7 MONTREAL 4 (ROY) at Pittsburgh 1 (Wregget)
 Feb. 19 Pittsburgh 1 (Barrasso) at MONTREAL 4 (ROY)
 Apr. 9 Pittsburgh 1 (Barrasso) at MONTREAL 9 (ROY)
 Wregget replaced Barrasso at 20:00 on Oct. 7
 Dopson replaced Barrasso at 34:35 on Apr. 9
 * Mullen scored at 1:13 of overtime on Oct. 7

AT MONTREAL (0-2-1)

WG - Mullen*
 WG - Schneider
 WG - Dampousse
 WG - Bellows

GOALS & SHOTS BY PERIODS

	1ST	2ND	3RD	OVT	TOTAL
PITTSBURGH	2-52	2-55	2-47	1-2	7-156
MONTREAL	6-50	8-55	6-48	0-5	20-158

PITTSBURGH	GP	G	A	PTS	PIM	SOG	+/-	MONTREAL	GP	G	A	PTS	PIM	SOG	+/-
Francis	5	0	5	5	8	16	-2	Muller	5	2	5	7	2	9	+4
Tocchet	4	2	2	4	10	11	E	Dampousse	5	3	3	6	14	16	+3
Jagr	5	2	0	2	2	16	-3	Schneider	4	1	4	5	6	9	+7
Mullen	5	2	0	2	2	14	+1	Bellows	4	3	1	4	0	16	+3
U.Samuelsson	5	0	2	2	8	6	-3	Leeman	3	2	2	4	2	7	+4
Stevens	5	0	2	2	13	16	-4	DiPietro	4	1	3	4	2	10	+4
Murphy	5	1	0	1	0	12	-6	Odelein	5	0	4	4	11	10	+4
Lemieux	2	0	1	1	2	10	-2	Carbonneau	5	2	1	3	6	8	+2
Jennings	4	0	1	1	10	0	-2	Dionne	5	2	1	3	2	15	+1
Dopson	1	0	0	0	0	0	-	Keane	5	2	1	3	16	10	+2
Hawgood	1	0	0	0	0	2	-2	LeClair	4	2	0	2	0	9	+1
McKenzie	1	0	0	0	0	1	E	Desjardins	5	0	2	2	6	11	+3
Neaton	1	0	0	0	4	0	E	Brunet	2	0	1	1	0	1	E
Needham	1	0	0	0	0	1	E	Haller	3	0	1	1	4	2	-2
G.Brown	2	0	0	0	0	0	-1	Brisebois	4	0	1	1	4	1	+1
Daniels	2	0	0	0	0	1	E	Daigneault	5	0	1	1	7	5	E
McEachern	2	0	0	0	0	2	-1	Sevigny	5	0	1	1	6	2	+1
McSorley	2	0	0	0	11	9	E	Petrov	1	0	0	0	0	2	+2
Paek	2	0	0	0	0	0	+1	Lebeau	2	0	0	0	0	6	E
Ramsey	2	0	0	0	0	0	E	Roberge	2	0	0	0	2	0	E
Sandstrom	2	0	0	0	0	6	-6	Popovic	4	0	0	0	2	4	+3
Trottier	2	0	0	0	0	4	E	Ronan	4	0	0	0	2	4	-1
Barrasso	3	0	0	0	2	0	-	Wilson	4	0	0	0	2	4	-1
Patterson	3	0	0	0	0	0	E	Roy	5	0	0	0	0	0	-
Stapleton	3	0	0	0	0	6	-1								
Wregget	3	0	0	0	0	0	-								
D. Brown	4	0	0	0	0	3	-1								
Taglianetti	4	0	0	0	21	5	-1								
Naslund	5	0	0	0	0	8	E								
K. Samuelsson	5	0	0	0	4	4	-1								
Straka	5	0	0	0	0	3	-3								
TOTAL	5		(7-13-20)	97	156			TOTAL	5		(20-32-52)	96	158		

GOALTENDERS

	GP	MP	GF	GA	ENG	SO	AVG	SHOTS	SPCT.	W-L-T
Wregget (P)	3	166:13	5	6	0	0	2.17	87	.931	1-1-1
Dopson (P)	1	25:25	0	2	0	0	4.80	12	.833	0-0-0
Barrasso (P)	3	113:57	2	11	1	0	5.79	58	.810	0-2-0
PITTSBURGH TOTAL	5	306:13	7	20	1	0	3.92	157	.873	1-3-1
Roy (M)	5	306:13	20	7	0	0	1.37	156	.955	3-1-1
MONTREAL TOTAL	5	306:13	20	7	0	0	1.37	156	.955	3-1-1

POWER PLAY GOALS:

PITTSBURGH (3 for 28) - Tocchet 2, Jagr
 MONTREAL (8 for 22) - Keane 2, Muller 2, Dampousse, Schneider, Bellows, DePietro

All-Time vs Canadiens

	GP	W	L	T	PTS	GF	GA
Pittsburgh Home	59	20	30	9	49	177	217
Pittsburgh Away	60	4	49	7	15	142	307
1967-1994 TOTAL	119	24	79	16	64	319	524


LAST WIN BY:

PITTSBURGH at Home: October 7, 1993 (2-1 OT) (0-1-0 since last win)
 PITTSBURGH on Road: October 29, 1988 (5-4) (0-7-2 since last win)
 MONTREAL at Home: April 9, 1994 (9-1) (0-0-0 since last win)
 MONTREAL on Road: February 7, 1994 (4-1) (0-0-0 since last win)



JACQUES LEMAIRE

NEW JERSEY DEVILS



MARTIN BRODEUR

Location: P.O. Box 504, East Rutherford, NJ 07073
Founded: 1974 (Kansas City)
Chairman: John J. McMullen
President and General Manager: Lou Lamoriello
Head Coach: Jacques Lemaire
NHL Career Record (Seasons): 95-62-27 (3)
Assistant Coaches: Larry Robinson, Jacques Caron
Director Public/Media Relations: TBA
Assistant Media Relations Director: Mike Levine
Trainer: Ted Schuch
Arena (Capacity): Byrne Meadowlands Arena (19,040)
General Office Phone: (201) 935-6050
Press Box Phone: TBA
FAX Phone: (201) 935-2127
Starting Times of Games: EN-7:35; Mat.-1:05; except Mar. 19-8:05
Team Colors: Red, Black and White
Radio: TBA
Commercial TV: None
Cable TV: SportsChannel New York
All-Time NHL Record: 512-876-220
1993-94 Record: 47-25-12
1993-94 Finish: 2nd (Atlantic Division)
1994 Playoff Record: Won, Buffalo, 4-3, Eastern Conference Quarter Finals; Won, Boston, 4-2, Eastern Conference Semi Finals; Lost, NY Rangers, 4-3, Eastern Conference Finals
1993-94 Top Scorer: Scott Stevens (18-60-78)
Stanley Cup Titles: None

All-Time New Jersey Scorer vs. Pittsburgh: Kirk Muller (49 gp, 17-38-55)
All-Time Pittsburgh Scorer vs. New Jersey: Mario Lemieux (53 gp, 38-72-110)
Longest New Jersey Win Streak vs. Pittsburgh: 5, Dec. 23, 1987 - Oct. 21, 1988
Longest Pittsburgh Win Streak vs. New Jersey: 5, Feb. 22, 1981 - Mar. 21, 1982
Longest New Jersey Undeclared Streak vs. Pittsburgh: 7, Dec. 23, 1987 - Dec. 23, 1988 (5-0-2)
Longest Pittsburgh Undeclared Streak vs. New Jersey: 6, Feb. 22, 1981 - Oct. 5, 1982 (5-0-1); Jan. 6, 1986 - Oct. 18, 1986 (5-0-1)
Last Pittsburgh Win at Home: Apr. 6, 1994 (3-1)
Last New Jersey Win at Home: Apr. 8, 1994 (7-2)
Last Pittsburgh Win at New Jersey: Apr. 4, 1993 (5-2)
Last New Jersey Win at Pittsburgh: Feb. 23, 1993 (3-1)
Most Goals by Pittsburgh vs. New Jersey: 9, Dec. 13, 1990 (P, 9-5)
Most Goals by New Jersey vs. Pittsburgh: 8, Oct. 29, 1986 (NJ, 8-6)
Most Goals by Both Teams: 14, Oct. 29, 1986 (NJ, 8-6); Dec. 31, 1988 (P, 8-6); Dec. 13, 1990 (P, 9-5)
Last Pittsburgh Shutout vs. New Jersey: Nov. 21, 1992 (2-0) — Tom Barrasso
Last New Jersey Shutout vs. Pittsburgh: Jan. 2, 1992 (4-0) — Craig Billington
Last Pittsburgh Hat Trick vs. New Jersey: Dec. 12, 1992 — Kevin Stevens
Last New Jersey Hat Trick vs. Pittsburgh: Jan. 28, 1988 — John MacLean
Last Pittsburgh Trade with New Jersey: None
Overtime Record vs. Pittsburgh: 0-1-6

Penguins Record by Decades vs New Jersey: 1970s (13-5-4); 1980s (26-28-7); 1990s (14-15-2)

PITTSBURGH PENGUINS vs. NEW JERSEY DEVILS													
REGULAR SEASON													
YEAR	GP	W	L	T	GF	GA	YEAR	GP	W	L	T	GF	GA
1974-75	4	2	0	2	19	14	1984-85	7	2	5	0	25	34
1975-76	4	2	1	1	18	10	1985-86	7	4	2	1	28	22
1976-77	4	2	2	0	11	11	1986-87	7	3	4	0	34	31
1977-78	4	2	1	1	14	13	1987-88	7	1	6	0	21	38
1978-79	4	3	1	0	21	13	1988-89	7	4	1	2	29	24
1979-80	4	2	2	0	10	15	1989-90	7	2	4	1	22	29
1980-81	4	3	1	0	20	13	1990-91	7	4	3	0	37	31
1981-82	3	3	0	0	17	5	1991-92	7	2	5	0	20	31
1982-83	7	1	3	3	23	26	1992-93	9	6	2	1	33	25
1983-84	7	4	3	0	28	27	1993-94	4	1	2	1	10	17
TOTAL								114	53	48	13	440	429

1993-94 SEASON NOTES-(Dec. 2, NJ-2 at P-2): The Devils take a two goal lead in the first period, but the Penguins rally for the tie on goals by Kevin Stevens and Jaromir Jagr. It is the Penguins third consecutive tie. **(Feb. 5, P-3 at NJ-7):** The Devils score six straight goals to erase a 3-1 Penguins lead. John MacLean and Claude Lemieux both score twice for New Jersey. **(Apr. 6, NJ-1 at P-3):** Mario Lemieux scores two goals for the Penguins and Tom Barrasso makes 15 saves. **(Apr. 8, P-2 at NJ-7):** New Jersey scores six of the first seven goals. Bill Guerin scores two goals for the Devils.

THIS YEAR'S SCHEDULE

Nov. 8	at	Pittsburgh	7:35
Jan. 4	at	New Jersey	7:35
Jan. 8	at	Denver	9:00
Feb. 14	at	New Jersey	7:35
Apr. 5	at	Pittsburgh	7:35

(All Times Pittsburgh Time)



PITTSBURGH VS NEW JERSEY



1993-94	GP	W	L	T	PTS	GF	GA	PPG	SHG	PEN	PIM
PITTSBURGH	4	1	2	1	3	10	17	3-17	0	33	96
NEW JERSEY	4	2	1	1	5	17	10	6-20	0	27	60

AT PITTSBURGH (1-0-1)

Dec. 2 New Jersey 2 (Terrerri) at Pittsburgh 2 (Wregget)
 Feb. 5 Pittsburgh 3 (Barrasso) at NEW JERSEY 7 (TERRERI)
 Apr. 6 New Jersey 1 (Brodeur) at PITTSBURGH 3 (BARRASSO)
 Apr. 8 Pittsburgh 2 (Barrasso) at NEW JERSEY 7 (BRODEUR)
 Dopson replaced Barrasso at 40:00 on Apr. 8

AT NEW JERSEY(0-2-0)

WG - Niedermayer
 WG - Lemieux
 WG - MacLean

GOALS & SHOTS BY PERIODS

PITTSBURGH	1ST	2ND	3RD	OVT	TOTAL
PITTSBURGH	4-35	4-45	2-26	0-2	10-108
NEW JERSEY	7-44	4-41	6-34	0-2	17-121

PITTSBURGH	GP	G	A	PTS	PIM	SOG	+/-	NEW JERSEY	GP	G	A	PTS	PIM	SOG	+/-
Jagr	4	3	3	6	0	15	+1	MacLean	4	3	2	5	2	15	+1
K. Stevens	4	2	3	5	4	11	E	C. Lemieux	4	3	1	4	8	12	+1
Murphy	4	1	4	5	16	7	+1	Dowd	1	1	3	4	0	2	+2
M. Lemieux	1	2	1	3	0	3	+1	Driver	3	1	3	4	4	5	E
Francis	3	1	1	2	0	10	E	S. Stevens	4	1	3	4	2	12	+1
G. Brown	2	1	0	1	2	1	-3	Guerin	4	2	1	3	0	14	+2
Hawgood	2	0	1	1	2	4	-1	Holik	4	2	1	3	2	4	+2
Mullen	4	0	1	1	2	7	E	Niedermayer	3	1	2	3	6	3	+1
U. Samuelsson	4	0	1	1	10	4	+4	Carpenter	4	0	3	3	0	3	+1
Straka	4	0	1	1	2	2	-4	Zelepukin	4	1	3	3	2	10	+1
Taglianetti	4	0	1	1	0	2	-4	Semak	2	1	1	2	0	4	E
Dopson	1	0	0	0	0	0	0	Modry	3	1	1	2	0	4	+2
McSorley	1	0	0	0	0	2	-3	Peluso	3	0	2	2	2	3	+2
Neaton	1	0	0	0	0	0	0	Chorske	4	0	2	2	2	10	E
Needham	1	0	0	0	2	0	+1	McKay	4	1	0	1	7	3	+2
Trottier	1	0	0	0	0	3	E	Nicholls	2	0	1	1	2	4	E
Wregget	1	0	0	0	0	0	0	Terrerri	2	0	1	1	0	0	0
D. Brown	2	0	0	0	0	5	-1	Fetisov	3	0	1	1	2	1	+1
Daniels	2	0	0	0	0	1	E	Albelin	4	0	1	1	2	3	+5
McEachern	2	0	0	0	0	6	E	Richer	4	0	1	1	0	4	-1
McKenzie	2	0	0	0	0	0	-1	Hankinson	1	0	0	0	2	0	E
Paek	2	0	0	0	0	1	-1	Brodeur	2	0	0	0	0	0	0
Sandstrom	2	0	0	0	6	3	-4	Daneyko	2	0	0	0	11	1	-3
Stapleton	2	0	0	0	0	0	+1	Smith	2	0	0	0	2	1	+1
Barrasso	3	0	0	0	22	0	0	Millen	3	0	0	0	2	3	-1
Jennings	3	0	0	0	10	4	-1								
Naslund	3	0	0	0	0	1	-1								
Patterson	3	0	0	0	2	0	-2								
Ramsey	3	0	0	0	0	0	-2								
K. Samuelsson	3	0	0	0	6	7	+2								
Tocchet	3	0	0	0	8	9	-3								
Bench					2										
TOTAL	4	(10-17-27)	96	108				TOTAL	4	(17-33-50)	60	121			

GOALTENDERS

	GP	MP	GF	GA	ENG	SO	AVG	SHOTS	SPCT.	W-L-T
Wregget (P)	1	65:00	2	2	0	0	1.85	32	.938	0-0-1
Dopson (P)	1	20:00	1	1	0	0	3.00	11	.909	0-0-0
Barrasso (P)	3	160:00	7	14	0	0	5.25	78	.821	1-2-0
PITTSBURGH TOTAL	4	245:00	10	17	0	0	4.16	121	.859	1-2-1
Terrerri (NJ)	2	125:00	9	5	0	0	2.40	52	.904	1-0-1
Brodeur (NJ)	2	120:00	8	5	0	0	2.50	56	.911	1-1-0
NEW JERSEY TOTAL	4	245:00	17	10	0	0	2.45	108	.907	2-1-1

POWER PLAY GOALS:

PITTSBURGH (3 for 17) - Jagr, Lemieux, G. Brown
 NEW JERSEY (6 for 20) - Driver, MacLean, Modry, Semak, Stevens, Guerin

All-Time vs Devils

	GP	W	L	T	PTS	GF	GA
Pittsburgh Home	57	34	19	4	72	242	203
Pittsburgh Away	57	19	29	9	47	198	226
1974-94 TOTAL	114	53	48	13	119	440	429

LAST WIN BY:

PITTSBURGH at Home: April 6, 1994 (3-1) (0-0-0 since last win)
 PITTSBURGH on Road: April 4, 1993 (5-2) (0-2-1 since last win)
 NEW JERSEY at Home: April 8, 1994 (7-2) (0-0-0 since last win)
 NEW JERSEY on Road: February 23, 1993 (3-1) (0-2-1 since last win)



LORNE HENNING

NEW YORK ISLANDERS



PIERRE TURGEON

Location: Nassau Coliseum, Uniondale, NY 11553
Founded: 1972
General Manager: Don Maloney
Head Coach: Lorne Henning
NHL Career Record (Seasons): 70-73-20 (2+)
Assistant Coaches: Rick Green, Ron Kennedy
Director of Media Relations: Ginger Killian
Media Relations Assistant: Eric Mirlis
Trainer: Ed Tyburski
Arena (Capacity): Nassau Coliseum (16,297)
General Office Phone: (516) 794-4100
Press Box Phone: (516) 542-9335
FAX Phone: (516) 542-9348
Starting Times of Games: WN-7:35; Sat/Sun-7:05; Mat-1:05
Team Colors: Blue, Orange and White
Radio: WACN (94.3 FM; 103.9 FM); WGSN (740 AM)
Commercial TV: None
Cable TV: SportsChannel New York
All-Time NHL Record: 832-679-253
1993-94 Record: 36-36-12
1993-94 Finish: 4th (Atlantic Division)
1994 Playoff Record: Lost, NY Rangers, 4-0, Eastern Conference Quarter Finals
1993-94 Top Scorer: Pierre Turgeon (38-56-94)
Stanley Cup Titles: Four (1980, 1981, 1982 and 1983)

All-Time Islanders Scorer vs. Pittsburgh:
 Bryan Trottier (82 gp, 47-58-105)
All-Time Pittsburgh Scorer vs. Islanders:
 Mario Lemieux (51 gp, 36-61-97)
Longest Islanders Win Streak vs. Pittsburgh:
 6, Dec. 20, 1983 - Nov. 10, 1984
Longest Pittsburgh Win Streak vs. Islanders:
 4, Dec. 3, 1988 - Jan. 10, 1989; Mar. 12, 1992 - Dec. 1, 1992
Longest Islanders Undefeated Streak vs. Pittsburgh:
 9, Feb. 1, 1986 - Mar. 10, 1987 (7-0-2)
Longest Pittsburgh Undefeated Streak vs. Islanders:
 9, Oct. 17, 1972 - Mar. 20, 1974 (6-0-3)
Last Pittsburgh Win at Home: Nov. 3, 1992 (2-0)
Last Islanders Win at Home: Feb. 20, 1993 (4-2)
Last Pittsburgh Win at Islanders: Mar. 20, 1994 (2-1)
Last Islanders Win at Pittsburgh: Feb. 10, 1994 (5-3)
Most Goals by Pittsburgh vs. Islanders:
 9, Dec. 13, 1972 (P, 9-1)
Most Goals by Islanders vs. Pittsburgh:
 11, Dec. 20, 1983 (NY, 11-3)
Most Goals by Both Teams: 15, Feb. 6, 1990 (NY, 8-7)
Last Pittsburgh Shutout vs. Islanders:
 Nov. 3, 1992 (2-0) — Tom Barrasso
Last Islanders Shutout vs. Pittsburgh:
 Jan. 9, 1986 (9-0) — Kelly Hrudey
Last Pittsburgh Hat Trick vs. Islanders:
 Dec. 23, 1991 — Joe Mullen (4)
Last Islanders Hat Trick vs. Pittsburgh:
 Feb. 20, 1993 — Pierre Turgeon
Last Pittsburgh Trade with Islanders: None
Overtime Record vs. Pittsburgh: 3-2-7

Penguins Record by Decades vs New York Islanders: 1970s (12-10-10); 1980s (21-38-7); 1990s (17-10-2)

PITTSBURGH PENGUINS vs. NEW YORK ISLANDERS													
REGULAR SEASON													
YEAR	GP	W	L	T	GF	GA	YEAR	GP	W	L	T	GF	GA
1972-73	6	4	0	1	22	4	1983-84	7	1	6	0	26	38
1973-74	5	2	1	2	9	8	1984-85	7	2	5	0	20	30
1974-75	4	2	2	0	15	10	1985-86	7	1	5	1	21	38
1975-76	4	1	2	1	15	21	1986-87	7	0	5	2	19	29
1976-77	4	2	2	0	11	13	1987-88	7	4	2	1	32	28
1977-78	4	1	2	1	14	15	1988-89	7	4	2	1	25	26
1978-79	4	0	1	3	11	13	1989-90	7	3	3	1	32	35
1979-80	4	1	0	3	10	9	1990-91	7	5	2	0	33	23
1980-81	4	2	1	1	19	16	1991-92	7	5	1	1	39	31
1981-82	8	2	6	0	22	40	1992-93	7	4	3	0	26	21
1982-83	7	2	5	0	13	29	1993-94	4	2	2	0	11	14
TOTAL								127	50	58	19	452	491

1993-94 SEASON NOTES (Oct. 19, P-3 at NY-2): Tom Barrasso makes 45 saves, 23 in the second period, as the Penguins edge the Islanders, 3-2. Larry Murphy, Kjell Samuelsson and Mike Needham record first period goals, and the Penguins hold off a late Islanders rally for the victory. **(Dec. 19, NY-6 at P-3):** The Islanders win their third consecutive regular season game at the Civic Arena as Pierre Turgeon and Derek King each record one goal and two assists. **(Feb. 10, NY-5 at P-3):** The Islanders score four second period goals on their way to the victory. **(Mar. 20, P-2 at NY-1):** Joe Mullen scores the game-winning goal at 16:42 of the third period to give the Penguins the win.

THIS YEAR'S SCHEDULE

Dec. 31	at	Pittsburgh	6:30
Jan. 14	at	Pittsburgh	7:35
Feb. 25	at	NY Islanders	7:05
Apr. 4	at	NY Islanders	7:35
(All Times Pittsburgh Time)			



PITTSBURGH VS NY ISLANDERS



1993-94	GP	W	L	T	PTS	GF	GA	PPG	SHG	PEN	PIM
PITTSBURGH	4	2	2	0	4	11	14	4-20	0	31	95
NY ISLANDERS	4	2	2	0	4	14	11	2-17	1	31	79

AT PITTSBURGH (0-2-0)

Oct. 19 PITTSBURGH 3 (BARRASSO) at NY Islanders 2 (Draper)
 Dec. 19 NY ISLANDERS 6 (HEXTALL) at Pittsburgh 3 (Wregget)
 Feb. 10 NY ISLANDERS 5 (HEXTALL) at Pittsburgh 3 (Barrasso)
 Mar. 20 PITTSBURGH 2 (WREGGET) at NY Islanders 1 (Hextall)
 Hextall replaced Draper at 10:27 on Oct. 19

AT NY ISLANDERS (2-0-0)

WG - Needham
 WG - Thomas
 WG - King
 WG - Mullen

GOALS & SHOTS BY PERIODS:

	1ST	2ND	3RD	OVT	TOTAL
PITTSBURGH	5-40	4-42	2-48	—	11-130
NY ISLANDERS	2-34	8-60	4-42	—	14-136

PITTSBURGH	GP	G	A	PTS	PIM	SOG	+/-	ISLANDERS	GP	G	A	PTS	PIM	SOG	+/-
Jagr	4	2	4	6	0	13	-2	King	4	2	4	6	4	13	E
Stevens	4	2	2	4	6	10	-5	Thomas	4	3	2	5	19	15	+1
Murphy	4	2	1	3	2	12	-4	Turgeon	3	1	4	5	4	13	E
Francis	3	0	3	3	2	8	-4	Malakhov	4	1	4	5	4	17	+2
Stapleton	3	1	1	2	0	3	+1	Flatley	4	2	2	4	4	9	+2
Mullen	4	1	1	2	11	6	-1	McInnis	3	1	2	3	0	6	+2
Straka	4	0	2	2	2	6	-2	Dalgarno	4	1	2	3	0	4	+3
Patterson	1	1	0	1	0	2	E	Kurvers	3	2	0	2	0	4	+1
Needham	3	1	0	1	0	3	E	Green	4	1	1	2	6	10	+1
K. Samuelsson	4	1	0	1	16	4	-3	Maley	2	0	2	2	7	1	+2
Paek	2	0	1	1	0	0	+1	Hogue	4	0	2	2	6	9	+3
U. Samuelsson	2	0	1	1	2	4	-1	Lachance	3	0	1	1	0	2	+2
Tochet	2	0	1	1	6	4	-3	Ferraro	4	0	1	1	0	11	+3
Wregget	2	0	1	1	0	0	-	Chynoweth	1	0	0	0	8	2	+2
McSorley	3	0	1	1	9	8	E	Draper	1	0	0	0	0	0	-
D. Brown	4	0	1	1	2	13	E	Loiselle	1	0	0	0	0	1	-1
G. Brown	1	0	0	0	0	5	+1	Luongo	1	0	0	0	0	2	-1
DePalma	1	0	0	0	0	0	E	Pilon	1	0	0	0	0	0	E
Hawgood	1	0	0	0	2	4	E	Kaminsky	2	0	0	0	0	2	E
McEachern	1	0	0	0	0	5	+1	Volek	2	0	0	0	0	3	E
Sandstrom	1	0	0	0	0	2	E	Acton	3	0	0	0	0	1	E
Tamer	1	0	0	0	0	0	E	Krupp	3	0	0	0	0	1	E
Barrasso	2	0	0	0	0	0	-	Hextall	4	0	0	0	2	0	-
Taglianetti	2	0	0	0	13	0	-1	Kasparitis	4	0	0	0	7	5	+2
Trotter	2	0	0	0	20	3	E	Vaske	4	0	0	0	6	4	+2
Daniels	3	0	0	0	0	1	E	Vukota	4	0	0	0	2	1	-1
Jennings	4	0	0	0	2	7	-1								
Naslund	4	0	0	0	0	5	E								
Ramsey	4	0	0	0	0	2	-2								
TOTAL	4	11	20	31	95	130		TOTAL	4	14	27	41	79	136	

GOALTENDERS

	GP	MP	GF	GA	ENG	SO	AVG	SHOTS	SPCT.	W-L-T
Wregget (P)	2	120:00	5	7	0	0	3.50	54	.870	1-1-0
Barrasso (P)	2	118:36	6	7	0	0	3.53	82	.915	1-1-0
PITTSBURGH TOTAL	4	240:00	11	14	0	0	3.50	136	.897	2-2-0

Hextall (NYI)	4	227:56	14	8	0	0	2.11	124	.935	2-1-0
Draper (NYI)	1	10:27	0	3	0	0	18.00	6	.500	0-1-0
NY ISLANDERS TOTAL	4	240:00	14	11	0	0	2.75	130	.915	2-2-0

POWER PLAY GOALS:

PITTSBURGH (4 for 20) - Stevens 2, Jagr, Murphy

NY ISLANDERS (2 for 17) - Malakhov, Thomas

SHORT-HANDED GOALS:

NY ISLANDERS (1) - Turgeon

All-Time vs Islanders

	GP	W	L	T	PTS	GF	GA
Pittsburgh Home	64	29	24	11	69	247	226
Pittsburgh Away	63	21	34	8	50	205	265
1972-1994 TOTAL	127	50	58	19	119	452	491

LAST WIN BY:

PITTSBURGH at Home:	November 3, 1992 (2-0)	(0-4-0 since last win)
PITTSBURGH on Road:	March 20, 1994 (2-1)	(0-0-0 since last win)
NY ISLANDERS at Home:	February 20, 1993 (4-2)	(0-3-0 since last win)
NY ISLANDERS on Road:	February 10, 1994 (5-3)	(0-0-0 since last win)



COLIN CAMPBELL

NEW YORK RANGERS



BRIAN LEETCH

Location: 4 Pennsylvania Plaza, New York, NY 10001

Founded: 1926

President and General Manager: Neil Smith

Head Coach: Colin Campbell

NHL Career Record (Seasons): First Season

Assistant Coaches: Dick Todd and Mike Murphy

Director of Communications: Barry Watkins

Manager of Communications: Kevin McDonald

Trainers: Dave Smith, Joe Murphy

Arena (Capacity): Madison Square Garden (18,200)

General Office Phone: (212) 465-6000

Press Box Phone: (212) 563-5321

FAX Phone: (212) 465-6494

Starting Times of Games: EN-7:35; Sun. 7:05; Mat.-1:35

Team Colors: Blue, Red and White

Radio: WFAN 660 AM and WEVD 1050 AM

Commercial TV: None

Cable TV: Madison Square Garden Network

All-Time NHL Record: 1915-1905-714

1993-94 Record: 52-24-8

1993-94 Finish: 1st (Atlantic Division)

1994 Playoff Record: Won, NY Islanders, 4-0,

Eastern Conference Quarter Finals; Won, Washington, 4-1,

Eastern Conference Semi Finals; Won, New Jersey, 4-3,

Eastern Conference Finals; Won, Vancouver, 4-3,

Stanley Cup Finals

1993-94 Top Scorer: Sergei Zubov (12-77-89)

Stanley Cup Titles: Four (1928, 1933, 1940 and 1994)

All-Time Rangers Scorer vs. Pittsburgh:

Rod Gilbert (44 gp, 18-40-58)

All-Time Pittsburgh Scorer vs. Rangers:

Mario Lemieux (54 gp, 51-63-114)

Longest Rangers Win Streak vs. Pittsburgh:

5, Nov. 18, 1973 - Nov. 24, 1974

Longest Pittsburgh Win Streak vs. Rangers:

4, Nov. 14, 1989 - Jan. 8, 1990

Longest Rangers Undeclared Streak vs. Pittsburgh:

12, Jan. 7, 1970 - Oct. 30, 1971 (8-0-4)

Longest Pittsburgh Undeclared Streak vs. Rangers:

6, Nov. 14, 1989 - Feb. 14, 1990 (5-0-1)

Last Pittsburgh Win at Home: Mar. 12, 1994 (6-2)

Last Rangers Win at Home: Feb. 21, 1994 (4-3 OT)

Last Pittsburgh Win at Rangers: Apr. 9, 1993 (10-4)

Last Rangers Win at Pittsburgh: Nov. 25, 1992 (11-3)

Most Goals by Pittsburgh vs. Rangers:

10, Apr. 9, 1993 (P, 10-4)

Most Goals by Rangers vs. Pittsburgh:

11, Nov. 25, 1992 (NY, 11-3)

Most Goals by Both Teams: 14, Mar. 2, 1975 (NY, 8-6);

Nov. 25, 1992, (NY, 11-3); Apr. 9, 1993 (P, 10-4)

Last Pittsburgh Shutout vs. Rangers:

Feb. 10, 1993 (3-0) — Tom Barrasso

Last Rangers Shutout vs. Pittsburgh:

Nov. 18, 1973 (7-0) — Ed Giacomin

Last Pittsburgh Hat Trick vs. Rangers:

Apr. 9, 1993 — Mario Lemieux (5), Joe Mullen

Last Rangers Hat Trick vs. Pittsburgh:

Jan. 31, 1994 — Mike Gartner

Last Pittsburgh Trade with Rangers: Sept. 14, 1989,

Undisclosed Draft Choice to Pittsburgh for Lee Giffin

Overtime Record vs. Pittsburgh: 3-6-7

Penguins Record by Decades vs New York Rangers: 1960s (2-9-1); 1970s (17-26-7); 1980s (26-30-9);

1990s (15-12-1)

PITTSBURGH PENGUINS vs. NEW YORK RANGERS													
REGULAR SEASON													
YEAR	GP	W	L	T	GF	GA	YEAR	GP	W	L	T	GF	GA
1967-68	4	0	3	1	7	15	1981-82	8	3	4	1	32	35
1968-69	6	1	5	0	16	27	1982-83	7	1	5	1	19	34
1969-70	6	1	4	1	7	18	1983-84	7	2	5	0	25	35
1970-71	6	0	5	1	7	24	1984-85	7	3	4	0	29	34
1971-72	6	1	3	2	12	22	1985-86	7	4	2	1	28	24
1972-73	5	2	3	0	16	24	1986-87	7	2	3	2	23	26
1973-74	5	1	4	0	22	20	1987-88	7	3	2	2	29	27
1974-75	4	2	2	0	22	12	1988-89	7	3	3	1	32	32
1975-76	4	3	1	0	23	12	1989-90	7	5	1	1	34	23
1976-77	4	2	1	1	12	8	1990-91	7	4	3	0	32	28
1977-78	4	2	0	2	16	12	1991-92	7	2	5	0	25	32
1978-79	4	2	2	0	15	7	1992-93	7	5	2	0	31	24
1979-80	4	2	2	0	15	14	1993-94	4	2	2	0	15	13
1980-81	4	2	1	1	17	14	TOTAL	155	60	77	18	551	609

1993-94 SEASON NOTES-(Oct. 9, NY-2 at P-3): Martin Straka scores twice, including the game-winner at the 14 minute mark of the third period. Jaromir Jagr has two assists for the Penguins. (Jan. 31, P-3 at NY-5): Mike Gartner scores three power play goals for his 17th career hat trick. Mark Messier records one goal and one assist to move into 10th place on the NHL All-Time scoring list. (Feb. 21, P-3 at NY-4): Tony Amonte scores eight seconds into overtime, the fastest regular season overtime goal ever scored against the Penguins. Jaromir Jagr, Kevin Stevens and Martin Straka score for Pittsburgh. (Mar. 12, NY-2 at P-6): Mario Lemieux scores two goals and Tom Barrasso makes 32 saves, leading the Penguins to the victory.

THIS YEAR'S SCHEDULE

Oct. 3	at	NY Rangers	7:35
Nov. 23	at	Pittsburgh	7:35
Dec. 6	at	Pittsburgh	7:35
Jan. 11	at	NY Rangers	7:35
(All Times Pittsburgh Time)			



PITTSBURGH VS NY RANGERS



1993-94

PITTSBURGH
NY RANGERS

GP	W	L	T	PTS	GF	GA	PPG	SHG	PEN	PIM
4	2	2	0	4	15	13	6-25	0	32	81
4	2	2	0	4	13	15	6-23	1	33	99

AT PITTSBURGH (2-0-0)

Oct. 9 NY Rangers 2 (Richter) at PITTSBURGH 3 (WREGGET)
 Jan. 31 Pittsburgh 3 (Wregget) at NY RANGERS 5 (RICHTER)
 Feb. 21 Pittsburgh 3 (Barrasso) at NY RANGERS 4 (RICHTER)
 Mar. 12 NY Rangers 2 (Healy) at PITTSBURGH 6 (BARRASSO)
 * Amonte scored at 0:08 of overtime Feb. 21

AT NY RANGERS (0-2-0)

WG - Straka
 WG - Messier
 WG - Amonte *
 WG - Lemieux

GOALS & SHOTS BY PERIODS:

	1ST	2ND	3RD	OVT	TOTAL
PITTSBURGH	4-35	5-39	6-29	0-0	15-103
NY RANGERS	5-59	3-42	4-33	1-1	13-135

PITTSBURGH	GP	G	A	PTS	PIM	SOG	+/-	NY RANGERS	GP	G	A	PTS	PIM	SOG	+/-
Straka	4	5	1	6	0	7	+4	M.Messier	4	2	3	5	4	13	-1
Jagr	3	2	4	6	2	13	+3	Gartner	4	4	0	4	2	13	E
Lemieux	1	2	2	4	0	2	+2	Zubov	3	0	4	4	7	8	-2
D. Brown	4	1	3	4	0	8	+4	Graves	4	2	1	3	2	9	-1
Francis	4	0	4	4	4	2	-4	Leetch	4	1	2	3	2	14	-1
Murphy	4	0	4	4	2	6	-1	Nemchinov	4	1	1	2	2	8	E
Stevens	4	1	2	3	15	11	+1	Larmer	3	0	2	2	2	6	-1
Mullen	4	1	1	2	2	8	-2	Kovalev	4	0	2	2	4	7	E
K. Samuelsson	4	1	1	2	4	2	+2	Hudson	3	1	0	1	10	8	+2
Sandstrom	2	0	2	2	2	4	+1	Wells	3	1	0	1	4	4	+3
Taglianetti	2	0	2	2	0	1	+2	Amonte	4	1	0	1	2	10	-3
McEachern	2	1	0	1	4	8	+1	Beukeboom	3	0	1	1	21	4	-1
Stapleton	2	1	0	1	0	5	E	Gilbert	3	0	1	1	2	2	E
G. Brown	2	0	1	1	2	0	+1	Karpovtsev	4	0	1	1	6	4	+1
Tocchet	2	0	1	1	2	6	-1	Tikkanen	4	0	1	1	6	13	-4
U. Samuelsson	4	0	1	1	6	3	+4	Andersson	1	0	0	0	0	0	-2
DePalma	1	0	0	0	0	0	E	Bourque	1	0	0	0	0	0	E
Karabin	1	0	0	0	0	0	E	Healy	1	0	0	0	0	0	-
Paek	1	0	0	0	0	0	-1	Lacroix	1	0	0	0	0	0	E
Patterson	1	0	0	0	0	0	E	Lidster	1	0	0	0	2	1	E
Tamer	1	0	0	0	0	0	E	Norstrom	1	0	0	0	0	0	E
Trotter	1	0	0	0	2	1	E	Patrick	1	0	0	0	0	0	E
Barrasso	2	0	0	0	2	0	-	Turcotte	1	0	0	0	0	1	E
Jennings	2	0	0	0	5	2	-1	Hartman	2	0	0	0	10	3	E
McSorley	2	0	0	0	19	5	E	Kocur	3	0	0	0	9	3	+1
Needham	2	0	0	0	0	0	E	Kypreos	3	0	0	0	0	2	-1
Wregget	2	0	0	0	0	0	-	Lowe	3	0	0	0	2	2	-2
Naslund	3	0	0	0	0	4	-2	Richter	3	0	0	0	0	0	-
Daniels	4	0	0	0	0	3	-1								
Ramsey	4	0	0	0	6	2	-1								
Bench					2										
TOTAL	4	(15-29-44)	81	103				TOTAL	4	(13-19-32)	99	135			

GOALTENDERS

	GP	MP	GF	GA	ENG	SO	AVG	SHOTS	SPCT.	W-L-T
Barrasso (P)	2	120:00	9	6	0	0	3.00	79	.924	1-1-0
Wregget (P)	2	118:48	6	7	0	0	3.54	56	.875	1-1-0
PITTSBURGH TOTAL	4	240:00	15	13	0	0	3.25	135	.903	2-2-0
Richter (NY)	3	179:01	11	9	0	0	3.02	85	.894	2-1-0
Healy (NY)	1	60:00	2	6	0	0	6.00	18	.667	0-1-0
NY RANGERS TOTAL	4	240:00	13	15	0	0	3.75	103	.854	2-2-0

POWER PLAY GOALS:

PITTSBURGH (6 for 25) - Mullen, Stapleton, Stevens, Straka, Jagr, Lemieux
 NY RANGERS (6 for 23) - Gartner 3, Graves 2, Leetch

SHORT-HANDED GOALS:

NY RANGERS (1) - Gartner

HAT TRICKS:

NY RANGERS (1) - Gartner (Jan. 31)

All-Time vs RANGERS

	GP	W	L	T	PTS	GF	GA
Pittsburgh Home	77	30	36	11	71	278	289
Pittsburgh Away	78	30	41	7	67	273	320
1967-1994 TOTAL	155	60	77	18	138	551	609

LAST WIN BY:

PITTSBURGH at Home: March 12, 1994 (6-2) (0-0-0 since last win)
 PITTSBURGH on Road: April 9, 1993 (10-4) (0-2-0 since last win)
 NY RANGERS at Home: February 21, 1994 (4-3 OT) (0-0-0 since last win)
 NY RANGERS on Road: November 25, 1992 (11-3) (0-4-0 since last win)

OTTAWA SENATORS



RICK BOWNESS



ALEXEI YASHIN

Location: 301 Moodie Dr., Suite 200, Nepean, Ontario K2H 9C4
Founded: 1990
President and General Manager: Randy Sexton
Head Coach: Rick Bowness
NHL Career Record (Seasons): 68-180-28 (3)
Assistant Coaches: Alain Vigneault and E.J. McGuire
Media Relations Director: Laurent Benoit
Media Relations Assistant: Dominick Saillant
Trainers: Ed Georgica and Conrad Lackten
Arena (Capacity): Ottawa Civic Center (10,500)
General Office Phone: (613) 721-0115
Press Box Phone: (613) 223-0053
FAX Phone: (613) 726-1419
Starting Times of Games: EN-7:35; Sun. 7:05; Mat.-1:35
Team Colors: Black, Red and Gold
Radio: CFRA-AM
Commercial TV: CHRO-TV 6, CJOH-TV 8
All-Time NHL Record: 24-131-13
1993-94 Record: 14-61-9
1993-94 Finish: 7th (Northeast Division)
1994 Playoff Record: Did Not Qualify for Playoffs
1993-94 Top Scorer: Alexei Yashin (30-49-79)
Stanley Cup Titles: None

All-Time Ottawa Scorer vs. Pittsburgh:
 Norm Maciver (5gp, 1-4-5)
All-Time Pittsburgh Scorer vs. Ottawa:
 Kevin Stevens (9gp, 3-8-11); Ron Francis (9gp, 4-7-11)
Longest Ottawa Win Streak vs. Pittsburgh:
 1, Feb. 25, 1993
Longest Pittsburgh Win Streak vs. Ottawa:
 4, Jan. 3, 1994 - Apr. 11, 1994 — current
Longest Ottawa Undefeated Streak vs. Pittsburgh:
 1, Feb. 25, 1993 (1-0-0); Nov. 27, 1993 (0-0-1)
Longest Pittsburgh Undefeated Streak vs. Ottawa:
 4, Jan. 3, 1994 - Apr. 11, 1994 (4-0-0) — current
Last Pittsburgh Win at Home: Mar. 24, 1994 (5-1)
Last Ottawa Win at Home: Feb. 25, 1993 (2-1)
Last Pittsburgh Win at Ottawa: Apr. 11, 1994 (4-0)
Last Ottawa Win at Pittsburgh: None
Most Goals by Pittsburgh vs Ottawa:
 7, Oct. 27, 1992 (P, 7-2)
Most Goals by Ottawa vs. Pittsburgh:
 4, Mar. 30, 1993 (P-6-4)
Most Goals by Both Teams:
 10, Mar. 30, 1993 (P, 6-4)
Last Pittsburgh Shutout vs Ottawa:
 Apr. 11, 1994 — Tom Barrasso
Last Ottawa Shutout vs. Pittsburgh: None
Last Pittsburgh Hat Trick vs. Ottawa: None
Last Ottawa Hat Trick vs. Pittsburgh: None
Last Pittsburgh Trade With Ottawa: None
Overtime Record vs. Pittsburgh: 0-0-1

Pittsburgh Record by Decades vs. Senators: 1990s (7-1-1)

PITTSBURGH PENGUINS vs. OTTAWA SENATORS

REGULAR SEASON

YEAR	GP	W	L	T	GF	GA
1992-93	4	3	1	0	20	9
1993-94	5	4	0	1	19	6
TOTALS	9	7	1	1	39	15

1993-94 SEASON NOTES—(Nov. 27, O-2 at P-2): Darrin Madeley makes 47 saves to earn the tie for the Senators. Jaromir Jagr records a goal and an assist for the Penguins, while Larry Murphy adds two assists. **(Jan. 3, P-4 at O-1):** Joe Mullen, Jaromir Jagr and Marty McSorley score third period goals to break open a tie game. Roberto Romano makes 23 saves to earn his first NHL victory since February 25, 1987. **(Jan. 25, O-2 at P-4):** Marlin Straka scores two goals and Joe Mullen adds a goal and an assist to lead the Penguins to the win. **(Mar. 24, O-1 at P-5):** Shawn McEachern scores two goals for the Penguins and Tom Barrasso makes 23 saves to lead the Penguins to the win. **(Apr. 11, P-4 at O-0):** Tom Barrasso posts his 21st career shutout as the Penguins shut out the Senators for the first time. Barrasso makes 32 saves.

THIS YEAR'S SCHEDULE

Oct. 26	at	Ottawa	7:35
Nov. 1	at	Pittsburgh	7:35
Nov. 16	at	Ottawa	7:35
Nov. 17	at	Pittsburgh	7:35
Mar. 18	at	Ottawa	7:35
(All Times Pittsburgh Times)			



PITTSBURGH VS OTTAWA



1993-94
PITTSBURGH
OTTAWA

GP	W	L	T	PTS	GF	GA	PPG	SHG	PEN	PIM
5	4	0	1	9	19	6	6-25	0	40	86
5	0	4	1	1	6	19	1-25	0	43	111

AT PITTSBURGH (2-0-1)

Nov. 27 Ottawa 2 (Madeley) at Pittsburgh 2 (Wregget)
 Jan. 3 PITTSBURGH 4 (ROMANO) at Ottawa 1 (Madeley)
 Jan. 25 Ottawa 2 (Madeley) at PITTSBURGH 4 (WREGGET)
 Mar. 24 Ottawa 1 (Billington) at PITTSBURGH 5 (BARRASSO)
 Apr. 11 PITTSBURGH 4 (BARRASSO) at Ottawa 0 (Billington)

AT OTTAWA (2-0-0)

WG - Mullen
 WG - Straka
 WG - Francis
 WG - Murphy

GOALS & SHOTS BY PERIODS

	1ST	2ND	3RD	OVT	TOTAL
PITTSBURGH	3-62	6-72	10-63	0-3	19-200
OTTAWA	4-56	1-34	1-40	0-3	6-133

PITTSBURGH	GP	G	A	PTS	PIM	SOG	+/-	OTTAWA	GP	G	A	PTS	PIM	SOG	+/-		
Jagr	4	2	4	6	4	24	+5	Yashin	5	0	4	4	0	17	-1		
Francis	5	2	3	5	12	12	+2	Lamb	3	1	1	2	8	9	-3		
Sandstrom	2	2	2	4	0	8	+4	Mallette	4	1	1	2	8	7	-1		
Murphy	5	2	2	4	0	18	+4	Daigle	5	0	2	0	0	12	-2		
U. Samuelsson	5	0	4	4	12	10	+5	Kudelski	2	1	0	1	2	3	E		
McEachern	2	3	0	3	0	9	+3	Lammens	2	1	0	1	2	1	+2		
Mullen	5	2	1	3	2	13	+1	Lauer	2	1	0	1	0	5	-2		
McSorley	2	1	2	3	4	5	+1	Shaw	4	1	0	1	2	9	-2		
Stevens	5	1	2	3	4	22	+3	Ruzicka	2	0	1	1	0	3	+1		
Lemieux	2	2	0	2	0	11	+1	Davydov	3	0	1	1	20	3	+1		
Straka	5	2	0	2	0	10	+4	Turgeon	3	0	1	1	2	5	-2		
D. Brown	5	0	2	2	4	9	+2	McBain	4	0	1	1	4	5	-4		
Jennings	3	0	1	1	4	6	+1	Archibald	1	0	0	0	2	1	E		
Naslund	3	0	1	1	2	3	E	Burakowsky	1	0	0	0	0	0	0	E	
K. Samuelsson	3	0	1	1	2	7	+4	Demitra	1	0	0	0	0	0	0	E	
Trotter	3	0	1	1	2	1	-1	Hamr	1	0	0	0	0	1	E		
Duberman	1	0	0	0	0	0	E	Kekalainen	1	0	0	0	2	0	0	E	
Karabin	1	0	0	0	0	0	E	Konroyd	1	0	0	0	0	3	-2	E	
Neaton	1	0	0	0	2	1	E	Maciver	1	0	0	0	0	2	E	E	
Romano	1	0	0	0	0	0	-	Paynter	1	0	0	0	0	2	-3	E	
Tamer	1	0	0	0	0	1	+1	Schneider	1	0	0	0	2	1	E	E	
Barrasso	2	0	0	0	2	0	-2	Townshend	1	0	0	0	0	0	0	E	E
G. Brown	2	0	0	0	0	1	E	Billington	2	0	0	0	0	0	0	-	E
Hawgood	2	0	0	0	0	2	E	Boivin	2	0	0	0	0	0	0	-	E
McKenzie	2	0	0	0	5	0	E	Bourque	2	0	0	0	0	6	-1	-	E
Patterson	2	0	0	0	0	1	-1	Huffman	2	0	0	0	0	4	-2	-	E
Wregget	2	0	0	0	0	0	-	Leroux	2	0	0	0	11	2	E	E	
Daniels	3	0	0	0	2	2	-2	Levins	2	0	0	0	4	4	-3	-	E
Paek	3	0	0	0	0	0	E	Loewen	2	0	0	0	0	2	E	E	
Stapleton	3	0	0	0	0	2	E	Mayer	2	0	0	0	0	3	-1	-	E
Tocchet	3	0	0	0	11	15	+4	Murray	2	0	0	0	0	2	E	E	
Taglianetti	4	0	0	0	8	6	+1	Quinn	2	0	0	0	4	1	-4	-	E
Ramsey	3	0	0	0	2	1	E	Raglan	2	0	0	0	0	0	0	-	E
								Glynn	3	0	0	0	0	1	-1	-	E
								Huard	3	0	0	0	5	0	0	-	E
								Madeley	3	0	0	0	8	0	0	-	E
								McLwain	3	0	0	0	8	5	-4	-	E
								Vial	3	0	0	0	6	2	-3	-	E
								Rumble	3	0	0	0	6	6	-2	-	E
								Dineen	5	0	0	0	11	6	-1	-	E
TOTAL	5	(19-26-45)	86	200				TOTAL	5	(6-12-18)	111	133					

GOALTENDERS

	GP	MP	GF	GA	ENG	SO	AVG	SHOTS	SPCT.	W-L-T
Romano (P)	1	60:00	4	1	0	0	1.00	24	.958	1-0-0
Wregget (P)	2	125:00	6	4	0	0	1.92	53	.925	1-0-1
Barrasso (P)	2	120:00	9	1	0	1	0.50	56	.982	2-0-0
PITTSBURGH TOTAL	5	305:00	19	6	0	1	1.18	133	.954	4-0-1
Madeley (O)	3	182:32	5	9	1	0	2.97	112	.920	0-2-1
Billington (O)	2	119:55	1	9	0	0	4.50	87	.897	0-2-0
OTTAWA TOTAL	5	305:00	6	19	1	0	3.73	200	.905	0-4-1

POWER PLAY GOALS:

PITTSBURGH (6 for 25) - Mullen, Jagr, Stevens, Francis, Murphy, Lemieux
 OTTAWA (1 for 25) - Lamb

All-Time vs Senators

	GP	W	L	T	PTS	GF	GA
Pittsburgh Home	5	4	0	1	9	23	10
Pittsburgh Away	4	3	1	0	6	16	5
1992-94 TOTAL	9	7	1	1	15	39	15


LAST WIN BY:

PITTSBURGH at Home: March 24, 1994 (5-1) (0-0-0 since last win)
 PITTSBURGH on Road: April 11, 1994 (4-0) (0-0-0 since last win)
 OTTAWA at Home: February 25, 1993 (2-1) (0-2-0 since last win)
 OTTAWA on Road: None (0-4-1)



TERRY MURRAY

PHILADELPHIA FLYERS



MARK RECCHI

Location: The Spectrum, Philadelphia, PA 19148
 Founded: 1967
 President/General Manager: Bob Clarke
 Head Coach: Terry Murray
 NHL Career Record (Seasons): 163-134-28 (4)
 Assistant Coaches: Keith Acton, Tom Webster
 Vice President, Public Relations: Mark Piazza
 Media Relations Manager: Zack Hill
 Athletic Therapist: Gary Smith
 Arena (Capacity): The Spectrum (17,380)
 General Office Phone: (215) 465-4500
 Press Box Phone: (215) 336-3600 ext. 222
 FAX Phone: (215) 389-9403
 Starting Times of Games: WN/Sat.-7:35; Sun.-7:05;
 Mat.-1:05; except Dec. 22, Feb. 9, Mar. 2-7:05
 Team Colors: Orange, Black and White
 Radio: WIP 610 AM
 Commercial TV: WPHL Channel 17
 Cable TV: Prism and SportsChannel Philadelphia
 All-Time NHL Record: 1056-754-336
 1993-94 Record: 35-39-10
 1993-94 Finish: 6th (Atlantic Division)
 1994 Playoff Record: Did Not Qualify for Playoffs
 1993-94 Top Scorer: Mark Recchi (40-67-107)
 Stanley Cup Titles: Two (1974 and 1975)

All-Time Philadelphia Scorer vs. Pittsburgh:
 Bobby Clarke (76 gp, 44-64-108)
 All-Time Pittsburgh Scorer vs. Philadelphia:
 Mario Lemieux (52 gp, 39-49-88)
 Longest Philadelphia Win Streak vs. Pittsburgh:
 11, Dec. 12, 1962 - Mar. 28, 1984
 Longest Pittsburgh Win Streak vs. Philadelphia:
 4, Jan. 18, 1970 - Apr. 1, 1970; Oct. 10, 1991 -
 Nov. 30, 1991; Dec. 15, 1992 - Jan. 30, 1993
 Longest Philadelphia Undeclared Streak vs. Pittsburgh:
 13, Oct. 28, 1982 - Mar. 28, 1984 (12-0-1)
 Longest Pittsburgh Undeclared Streak vs. Philadelphia:
 14, Mar. 26, 1991 - Jan. 30, 1993 (10-0-4)
 Last Pittsburgh Win at Home: Nov. 16, 1993 (11-5)
 Last Philadelphia Win at Home: Oct. 5, 1993 (4-3)
 Last Pittsburgh Win at Philadelphia: Feb. 13, 1994 (3-0)
 Last Philadelphia Win at Pittsburgh: Nov. 21, 1990 (5-4)
 Most Goals by Pittsburgh vs. Philadelphia:
 11, Nov. 16, 1993 (Pit, 11-5)
 Most Goals by Philadelphia vs. Pittsburgh:
 13, Mar. 22, 1984 (Phi, 13-4)
 Most Goals by Both Teams: 17, Mar. 22, 1984 (Phi, 13-4)
 Last Pittsburgh Shutout vs. Philadelphia:
 Feb. 13, 1994 (3-0) — Tom Barrasso
 Last Philadelphia Shutout vs. Pittsburgh:
 Dec. 4, 1982 (0-0) — Pelle Lindbergh
 Last Pittsburgh Hat Trick vs. Philadelphia:
 Mar. 20, 1993 — Mario Lemieux (4)
 Last Philadelphia Hat Trick vs. Pittsburgh:
 Nov. 24, 1985 — Dave Poulin
 Last Pittsburgh Trade with Philadelphia: Feb. 19, 1992,
 Rick Tocchet, Kjell Samuelsson, Ken Wregget and a
 Conditional Draft Choice to Pittsburgh for Mark Recchi,
 Brian Benning and a First Round Draft Choice
 Overtime Record vs. Pittsburgh: 3-2-8

Penguins Record by Decades vs Philadelphia: 1960s (6-8-8); 1970s (15-27-6); 1980s (12-49-5); 1990s (17-8-5)

PITTSBURGH PENGUINS vs. PHILADELPHIA FLYERS													
REGULAR SEASON													
YEAR	GP	W	L	T	GF	GA	YEAR	GP	W	L	T	GF	GA
1967-68	10	4	3	3	20	12	1981-82	8	2	5	1	30	38
1968-69	8	1	4	3	13	26	1982-83	7	1	5	1	16	34
1969-70	8	5	1	2	27	21	1983-84	7	0	7	0	21	46
1970-71	6	1	3	2	13	15	1984-85	7	2	5	0	19	34
1971-72	6	3	2	1	17	20	1985-86	7	0	6	1	16	29
1972-73	6	2	4	0	20	24	1986-87	7	1	4	2	22	28
1973-74	5	2	3	0	15	22	1987-88	7	2	5	0	24	23
1974-75	4	1	3	0	11	18	1988-89	7	4	3	0	28	25
1975-76	4	0	3	1	13	22	1989-90	7	3	4	0	24	29
1976-77	4	1	3	0	3	12	1990-91	7	2	4	1	24	26
1977-78	4	0	3	1	7	26	1991-92	7	5	0	2	36	19
1978-79	4	1	3	0	6	10	1992-93	7	5	1	1	35	19
1979-80	4	0	3	1	9	15	1993-94	4	2	1	1	21	13
1980-81	4	0	4	0	10	22	TOTALS	166	50	92	24	50	628

1993-94 SEASON NOTES-(Oct. 5, Pit-3 at Phi-4): Dimitri Yushkevich's goal at 7:47 of the third period gives the Flyers a one goal victory in the season opener for both teams. Eric Lindros records one goal and two assists for Philadelphia. (Nov. 16, Phi-5 at Pit-11): Jaromir Jagr records career highs for assists (5) and points (6) in a game to lead the Penguins rout. Ron Francis and Bryan Trottier score twice for the Penguins while rookie Pat Neaton scores his first NHL goal in his first game. (Dec. 28, Phi-4 at Pit-4): Tom Barrasso suffers a knee injury at 6:37 of the first period and is replaced by Ken Wregget. Wregget stops 20 of 22 shots in helping the Penguins tie the Flyers. (Feb. 13, Pit-3 at Phi-0): Tom Barrasso stops all 22 Flyer shots, posting his 20th career shutout. Mario Lemieux scores two goals.

THIS YEAR'S SCHEDULE

Nov. 19	at Philadelphia	7:35
Jan. 7	at San Antonio	8:00
Jan. 23	at Pittsburgh	7:35
Mar. 26	at Philadelphia	7:05
Mar. 28	at Pittsburgh	7:35

(All Times Pittsburgh Time)



PITTSBURGH VS PHILADELPHIA



1993-94	GP	W	L	T	PTS	GF	GA	PPG	SHG	PEN	PIM
PITTSBURGH	4	2	1	1	5	21	13	5-19	0	29	77
PHILADELPHIA	4	1	2	1	3	13	21	3-17	0	30	71

AT PITTSBURGH (1-0-1)

Oct. 5 Pittsburgh 3 (Barrasso) at PHILADELPHIA 4 (ROUSSEL)
 Nov. 16 Philadelphia 5 (Soderstrom) at PITTSBURGH 11 (BARRASSO)
 Dec. 28 Philadelphia 4 (Soderstrom) at Pittsburgh 4 (Barrasso)
 Feb. 13 PITTSBURGH 3 (BARRASSO) at Philadelphia 0 (Rousssel)

Wregget replaced Barrasso at 6:37 on Dec. 28
 Rousssel replaced Soderstrom at 10:12 on Dec. 28
 Soderstrom replaced Rousssel at 46:13 on Feb. 13

AT PHILADELPHIA (1-1-0)

WG - Yushkevich
 WG - Mullen
 WG - Stevens

GOALS & SHOTS BY PERIODS:

	1ST	2ND	3RD	OVT	TOTAL
PITTSBURGH	7-41	7-41	7-46	0-6	21-134
PHILADELPHIA	6-38	4-34	3-34	0-0	13-106

PITTSBURGH	GP	G	A	PTS	PIM	SOG	+/-	PHILADELPHIA	GP	G	A	PTS	PIM	SOG	+/-
Jagr	4	1	8	9	2	15	+1	Renberg	4	2	2	4	2	10	+1
Francis	4	3	4	7	12	11	+4	Galley	4	1	3	4	11	5	-3
Stevens	4	2	5	7	5	14	+2	Lindros	3	1	2	3	0	4	E
Trottier	3	3	1	4	0	6	+1	Brind'Amour	4	1	2	3	4	12	-4
Straka	4	2	2	4	2	5	-1	Recchi	4	1	2	3	0	7	-6
Murphy	4	1	3	4	0	12	+4	Butsayev	3	2	0	2	2	5	+2
Doug Brown	4	1	2	3	2	7	-2	Cummins	1	1	1	2	2	3	+2
McSorley	4	1	2	3	16	13	E	Dineen	1	1	1	2	6	4	+1
U.Samuelsson	4	1	2	3	6	7	+4	Yushkevich	3	1	1	2	2	5	-5
Lemieux	1	2	0	2	0	5	+3	Eklund	4	0	2	2	0	7	E
Mullen	4	2	0	2	8	12	+1	Tippett	4	0	2	2	2	4	-2
K. Samuelsson	2	1	1	2	2	3	E	Fedyk	3	1	0	1	4	8	-2
Neaton	1	1	0	1	0	3	+3	Beranek	4	1	0	1	4	9	-3
Greg Brown	1	0	1	1	0	2	E	Winnes	1	0	1	1	0	0	E
Tocchet	3	0	1	1	8	6	+3	Hawgood	2	0	1	1	0	5	+2
Naslund	4	0	1	1	4	5	+2	Racine	2	0	1	1	2	2	+1
Daniels	2	0	0	0	0	3	E	Dave Brown	3	0	1	1	0	1	-1
Needham	2	0	0	0	0	0	E	Boivin	1	0	0	0	2	0	E
Taglianetti	2	0	0	0	0	3	+2	Faust	1	0	0	0	0	0	E
Wregget	2	0	0	0	0	0	-	Ramage	1	0	0	0	4	0	-1
Barrasso	3	0	0	0	2	0	-	Wilkie	1	0	0	0	0	0	E
Jennings	3	0	0	0	4	0	-1	Zettler	1	0	0	0	0	0	-1
Paek	3	0	0	0	2	1	+1	Bowen	3	0	0	0	4	5	-2
Ramsey	3	0	0	0	0	0	-1	Conroy	3	0	0	0	2	1	-1
Stapleton	4	0	0	0	0	1	E	Finley	3	0	0	0	0	1	-2
								Malgunas	3	0	0	0	2	5	E
								Rousssel	3	0	0	0	0	0	-
								Soderstrom	3	0	0	0	0	0	-
								McGill	4	0	0	0	16	3	-2
TOTAL	4		(21-33-54)	77	134			TOTAL	4		(13-22-35)	71	106		

GOALTENDERS	GP	MP	GF	GA	ENG	SO	AVG	SHOTS	SPCT.	W-L-T
Barrasso (P)	3	126:00	7	6	0	1	2.86	54	.889	1-1-0
Wregget (P)	2	118:23	14	7	0	0	3.56	52	.865	1-0-1
PITTSBURGH TOTAL	4	245:00	21	13	0	1	3.18	106	.877	2-1-1
Rousssel (PH)	3	161:01	6	8	0	0	2.98	74	.892	1-1-1
Soderstrom (PH)	3	83:59	7	13	0	0	9.29	60	.783	0-1-0
PHILADELPHIA TOTAL	4	245:00	13	21	0	0	5.14	134	.843	1-2-1

POWER PLAY GOALS: PITTSBURGH (5 for 19) - Francis 2, Murphy, Neaton, U. Samuelsson
 PHILADELPHIA (3 for 17) - Brind'Amour, Butsayev, Fedyk

All-Time vs Flyers	GP	W	L	T	PTS	GF	GA
Pittsburgh Home	83	35	31	17	87	286	268
Pittsburgh Away	83	15	61	7	37	214	360
1967-1994 TOTAL	166	50	92	24	123	500	628

LAST WIN BY:

PITTSBURGH at Home: November 16, 1993 (11-5) (0-0-1 since last win)
 PITTSBURGH on Road: February 13, 1994 (3-0) (0-0-0 since last win)
 PHILADELPHIA at Home: October 5, 1993 (4-3) (0-1-0 since last win)
 PHILADELPHIA on Road: November 21, 1990 (5-4) (0-7-4 since last win)



MARC CRAWFORD

QUEBEC NORDIQUES



JOE SAKIC

Location: 2205 Ave. du Colisee, Quebec City, Que. G1L 4W7
Founded: 1972 (WHA)
President and Governor: Marcel Aubut
General Manager: Pierre Lacroix
Head Coach: Marc Crawford
NHL Career Record (Seasons): First Season
Assistant Coach: Jacques Martin
Public/Press Relations: Jean Martineau and Nicole Bouchard
Trainers: Rene Lacasse, Rene Laviqueur and Jacques Lavergne
Arena (Capacity): Le Colisee (15,399)
General Office Phone: (418) 529-8441
Press Box Phone: (418) 529-4676
FAX Phone: (418) 529-1052
Starting Times of Games: EN-7:35, Sat.-7:05 except Jan. 28, Mar. 4-7:35; Mat.-1:35
Team Colors: Blue, White and Red
Radio: CJRP 1060 AM
Commercial TV: CFPF 2-4 Seasons Network
Cable TV: None
All-Time NHL Record: 467-586-155
1993-94 Record: 34-42-8
1993-94 Finish: 5th (Northeast Division)
1994 Playoff Record: Did Not Qualify for Playoffs
1993-94 Top Scorer: Joe Sakic (28-64-92)
Stanley Cup Titles: None

All-Time Quebec Scorer vs. Pittsburgh: Peter Stastny (29 gp, 23-28-51)
All-Time Pittsburgh Scorer vs. Quebec: Mario Lemieux (26 gp, 26-34-60)
Longest Quebec Win Streak vs. Pittsburgh: 10, Oct. 21, 1982 - Oct. 19, 1985
Longest Pittsburgh Win Streak vs. Quebec: 7, Mar. 22, 1986 - Mar. 27, 1988
Longest Quebec Undefeated Streak vs. Pittsburgh: 11, Oct. 21, 1982 - Oct. 19, 1985 (10-0-1)
Longest Pittsburgh Undefeated Streak vs. Quebec: 9, Oct. 25, 1990 - Apr. 3, 1993 (7-0-2)
Last Pittsburgh Win at Home: Jan. 27, 1994 (3-0)
Last Quebec Win at Home: Jan. 18, 1994 (6-3)
Last Pittsburgh Win at Quebec: Apr. 3, 1993 (5-3)
Last Quebec Win at Pittsburgh: Dec. 31, 1993 (5-4)
Most Goals by Pittsburgh vs. Quebec: 8, Mar. 3, 1987 (P, 8-1); Nov. 16, 1989 (P, 8-2)
Most Goals by Quebec vs. Pittsburgh: 10, Dec. 29, 1984 (Q, 10-2)
Most Goals by Both Teams: 14, Mar. 8, 1984 (Q, 8-6)
Last Pittsburgh Shutout vs. Quebec: Jan. 27, 1994 (3-0) — Ken Wregget
Last Quebec Shutout vs. Pittsburgh: Feb. 24, 1980 (2-0) — Michel Dion
Last Pittsburgh Hat Trick vs. Quebec: Nov. 18, 1991 — Kevin Stevens
Last Quebec Hat Trick vs. Pittsburgh: Feb. 11, 1989 — Peter Stastny (4)
Last Pittsburgh Trade with Quebec: Mar. 10, 1992, Bryan Fogarty to Pittsburgh for NHL Rights to Scott Young
Overtime Record vs. Pittsburgh: 0-1-3

Penguins Record by Decades vs. Quebec: 1970s (1-1-0); 1980s (16-14-2); 1990s (8-5-2)

PITTSBURGH PENGUINS vs. QUEBEC NORDIQUES													
REGULAR SEASON													
YEAR	GP	W	L	T	GF	GA	YEAR	GP	W	L	T	GF	GA
1979-80	4	2	2	0	10	9	1987-88	3	3	0	0	17	11
1980-81	4	2	1	1	15	16	1988-89	3	1	2	0	8	16
1981-82	3	3	0	0	15	6	1989-90	3	2	1	0	17	9
1982-83	3	0	3	0	11	22	1990-91	3	3	0	0	18	11
1983-84	3	0	3	0	8	21	1991-92	3	2	0	1	17	10
1984-85	3	0	3	0	6	26	1992-93	3	2	0	1	16	11
1985-86	3	1	1	1	14	12	1993-94	5	1	4	0	17	25
1986-87	3	3	0	0	19	6	TOTAL	49	25	20	4	208	211

1993-94 SEASON NOTES-(Oct. 10, P-4 at Q-7): The Nordiques score four third period goals to break open a 3-3 tie. Joe Sakic records two goals and two assists, while Mats Sundin records three assists. Martin Straka scores twice for the Penguins. Rookie goaltender Jocelyn Thibault records his first NHL victory for Quebec. **(Oct. 28, Q-7 at P-3):** Joe Sakic and Mats Sundin each score twice as the Nordiques score four unanswered goals in the third period. Mario Lemieux returns to the Penguins lineup and records two assists. **(Dec. 31, Q-5 at P-4):** The Nordiques score three second period goals and goaltender Stephane Fiset stops 38 shots. **(Jan. 18, P-3 at Q-6):** Six different Nordiques score as the Nordiques pick up their fourth win of the season over the Penguins. Quebec outscores the Penguins 4-1 in the third period to break open a tie game. **(Jan. 27, Q-0 at P-3):** Ken Wregget stops 38 saves in posting his third career shutout.

THIS YEAR'S SCHEDULE

Oct. 11	at	Quebec	7:35
Feb. 9	at	Pittsburgh	7:35
Mar. 6	at	Quebec	7:35
Mar. 9	at	Pittsburgh	7:35
Mar. 19	at	Quebec	7:35

(All Times Pittsburgh Times)



PITTSBURGH VS QUEBEC



	GP	W	L	T	PTS	GF	GA	PPG	SHG	PEN	PIM
1993-94 PITTSBURGH	5	1	4	0	2	17	25	5-19	0	40	91
QUEBEC	5	4	1	0	8	25	17	6-26	0	34	87

AT PITTSBURGH (1-2-0)

Oct. 10	Pittsburgh 4 (Wregget) at QUEBEC 7 (THIBAUT)
Oct. 28	QUEBEC 7 (THIBAUT) at Pittsburgh 3 (Barrasso)
Dec. 31	QUEBEC 5 (Fiset) at Pittsburgh 4 (Wregget)
Jan. 18	Pittsburgh 3 (Wregget) at QUEBEC 6 (Fiset)
Jan. 27	Quebec 0 (Fiset) at PITTSBURGH 3 (WREGGET)

AT QUEBEC (0-2-0)

WG - Sakic
WG - Kamensky
WG - Sundin
WG - Kovalenko
WG - Straka

GOALS AND SHOTS BY PERIODS

	1ST	2ND	3RD	OVT	TOTAL
PITTSBURGH	8-61	7-64	2-48	—	17-173
QUEBEC	5-54	8-62	12-51	—	25-167

PITTSBURGH	GP	G	A	PTS	PIM	SOG	+/-	QUEBEC	GP	G	A	PTS	PIM	SOG	+/-
Francis	5	2	6	8	2	11	+1	Sakic	5	5	5	10	0	19	+6
Stevens	5	4	3	7	10	25	-6	Sundin	5	3	5	8	2	11	+4
Straka	5	4	2	6	4	10	-1	Kamensky	5	3	4	7	0	14	+7
Mullen	5	1	4	5	0	17	+2	Kovalenko	4	3	3	6	6	9	+2
Jagr	4	2	2	4	2	18	-6	Young	4	1	5	6	0	14	E
McSorley	5	1	3	4	10	18	+1	Lapointe	4	2	2	4	6	9	+2
Murphy	5	0	3	3	2	9	-8	Ricci	5	2	2	4	12	8	E
Jennings	5	1	1	2	18	4	-1	Lindberg	3	1	3	4	2	2	+2
Naslund	5	1	1	2	0	14	+1	Rucinsky	5	1	3	4	2	14	+3
Lemieux	1	0	2	2	0	5	-1	Leschyshyn	4	0	4	4	0	8	+4
D. Brown	5	0	2	2	0	10	-2	Fraser	2	1	2	3	2	4	+2
Stapleton	5	1	0	1	12	4	-2	Finn	5	1	2	3	6	6	+1
Daniels	5	0	1	1	0	3	E	Karpa	5	1	2	3	22	8	+7
Taglianetti	5	0	1	1	6	2	E	Foote	4	1	1	2	8	4	+2
Barrasso	1	0	0	0	0	0	-	Simon	2	0	2	2	5	1	+2
Karabin	1	0	0	0	2	0	E	Wolanin	2	0	1	1	2	4	-1
Needham	1	0	0	0	0	0	E	Gusarov	5	0	1	1	0	7	+2
Patterson	2	0	0	0	0	2	E	Bassen	1	0	0	0	2	3	-2
K.Samuelsson	2	0	0	0	2	1	+1	Corbet	1	0	0	0	0	1	E
Tocchet	2	0	0	0	9	7	-4	Cote	1	0	0	0	0	0	-1
Paek	3	0	0	0	2	1	E	Nolan	1	0	0	0	0	4	-1
Trottier	3	0	0	0	2	2	-1	Sutter	1	0	0	0	0	0	E
Ramsey	5	0	0	0	2	3	-4	Huffman	2	0	0	0	0	2	E
U.Samuelsson	5	0	0	0	6	7	-3	Savage	2	0	0	0	2	4	E
Wregget	4	0	0	0	0	0	-	Thibault	2	0	0	0	0	0	-
								Fiset	3	0	0	0	0	0	-
								Gelinas	3	0	0	0	2	4	-4
								MacDermid	3	0	0	0	0	1	-3
								McKee	3	0	0	0	2	6	+1
								Twist	3	0	0	0	2	0	-1
TOTAL	5		(17-31-48)	91	167			TOTAL	5		(25-47-72)	87	173		

GOALTENDERS

	GP	MP	GF	GA	ENG	SO	AVG	SHOTS	SPCT.	W-L-T
Wregget (P)	4	239:08	14	18	0	1	4.52	137	.869	1-3-0
Barrasso (P)	1	60:00	3	7	0	0	7.00	30	.767	0-1-0
PITTSBURGH TOTAL	5	300:00	17	25	0	1	5.00	167	.850	1-4-0
Fiset (Q)	3	179:11	11	10	0	0	3.35	111	.910	2-1-0
Thibault (Q)	2	120:00	14	7	0	0	3.50	62	.887	2-0-0
QUEBEC TOTAL	5	300:00	25	17	0	0	3.40	173	.901	4-1-0

POWER PLAY GOALS:

PITTSBURGH (5 for 19) - Stevens, 3, Jagr 2
 QUEBEC (6 for 23) - Sundin 2, Kovalenko, Ricci, Rucinsky, Sakic

All-Time vs Nordiques

	GP	W	L	T	PTS	GF	GA
Pittsburgh Home	26	14	8	4	32	116	105
Pittsburgh Away	23	11	12	0	22	92	106
1979-1994 TOTAL	49	25	20	4	54	208	211

LAST WIN BY:

PITTSBURGH at Home:	January 27, 1994 (3-0)	(0-0-0 since last win)
PITTSBURGH on Road:	April 3, 1993 (5-3)	(0-2-0 since last win)
QUEBEC at Home:	January 18, 1994 (6-3)	(0-0-0 since last win)
QUEBEC on Road:	December 31, 1993 (5-4)	(0-1-0 since last win)



KEVIN CONSTANTINE

SAN JOSE SHARKS



SERGEI MAKAROV

Location: 525 West Santa Clara St., San Jose, CA 95113
Founded: 1990
Governor: George Gund, III
VP and Director of Hockey Operations: Dean Lombardi
VP and Director of Player Personnel: Chuck Grillo
Head Coach: Kevin Constantine
NHL Career Record (Seasons): 33-35-13 (1)
Associate Coaches: Wayne Thomas and Vasily Tikhonov
Director of Media Relations: Ken Arnold
Assistant Director of Media Relations: Paul Turner
Trainer: Tom Woodcock
Arena (Capacity): San Jose Arena (17,310)
General Office Phone: (408) 287-7070
Press Box Phone: (408) 999-5707
FAX Phone: (408) 999-5797
Starting Times of Games: EN 7:35; Mat. 2:00
Team Colors: Pacific Teal, Gray, Black and White
Radio: TBA
Commercial TV: KICU, Channel 36 and KGO Channel 7
Cable TV: SportsChannel Pacific
All-Time NHL Record: 61-164-23
1993-94 Record: 33-35-16
1993-94 Finish: 3rd (Pacific Division)
1994 Playoff Record: Won, Detroit, 4-3, Western Conference Quarter Finals; Lost, Toronto, 4-3, Western Conference Semi Finals
1993-94 Top Scorer: Ulf Dahlen (25-44-69)
Stanley Cup Titles: None

All-Time San Jose Scorer vs. Pittsburgh: Kelly Kisio (4 gp, 2-3-5);
All-Time Pittsburgh Scorer vs. San Jose: Mario Lemieux (7 gp, 10-20-30)
Longest San Jose Win Streak vs. Pittsburgh: None
Longest Pittsburgh Win Streak vs. San Jose: 5, Dec. 5, 1991 - Mar. 23, 1993
Longest San Jose Undefeated Streak vs. Pittsburgh: 2, Nov. 2, 1993 - Mar. 22, 1994 — current (0-0-2)
Longest Pittsburgh Undefeated Streak vs. San Jose: 7, Dec. 5, 1991 - Mar. 22, 1993 (5-0-2) — current
Last Pittsburgh Win at Home: Mar. 23, 1993 (7-2)
Last San Jose Win at Home: None
Last Pittsburgh Win at San Jose: Dec. 5, 1992 (9-4)
Last San Jose Win at Pittsburgh: None
Most Goals by Pittsburgh vs. San Jose: 10, Dec. 17, 1991 (P, 10-2)
Most Goals by San Jose vs. Pittsburgh: 4, Dec. 5, 1992 (P, 9-4)
Most Goals by Both Teams: 13, Dec. 5, 1992 (P, 9-4)
Last Pittsburgh Shutout vs. San Jose: Dec. 5, 1991 (8-0) — Tom Barrasso
Last San Jose Shutout vs. Pittsburgh: None
Last Pittsburgh Hat Trick vs. San Jose: Mar. 6, 1992 — Rick Tocchet
Last San Jose Hat Trick vs. Pittsburgh: None
Last Pittsburgh Trade with San Jose: Feb. 26, 1993
 Future Considerations to Pittsburgh for Peter Ahola
Overtime Record vs. Pittsburgh: 0-0-2

Penguins' Record by Decades vs. Sharks: 1990s (5-0-2)

PITTSBURGH PENGUINS vs. SAN JOSE SHARKS						
REGULAR SEASON						
YEAR	GP	W	L	T	GF	GA
1991-92	3	3	0	0	25	5
1992-93	2	2	0	0	16	6
1993-94	2	0	0	2	5	5
TOTALS	7	5	0	2	46	16

1993-94 SEASON NOTES—(Nov. 2, P-3 at SJ-3): Ulf Samuelsson scores the game-tying goal at 15:32 of the third period after the Sharks score three consecutive goals to take a 3-2 lead. (Mar. 22, SJ-2 at P-2): The Penguins and Sharks play to their second straight tie as Tom Barrasso makes 25 saves for Pittsburgh and Arturs Irbe makes 37 saves for San Jose.

THIS YEAR'S SCHEDULE

Nov. 26 at Pittsburgh 7:35
 Dec. 17 at San Jose 10:35
 (All Times Pittsburgh Times)



PITTSBURGH VS SAN JOSE



1993-94	GP	W	L	T	PTS	GF	GA	PPG	SHG	PEN	PIM
PITTSBURGH	2	0	0	2	2	5	5	1-8	0	8	16
SAN JOSE	2	0	0	2	2	5	5	1-5	0	11	22

AT PITTSBURGH (0-0-1)

Nov. 2 Pittsburgh 3 (Barrasso) at San Jose 3 (Irbe)
 Mar. 22 San Jose 2 (Irbe) at Pittsburgh 2 (Barrasso)

AT SAN JOSE (0-0-1)

GOALS & SHOTS BY PERIODS:	1ST	2ND	3RD	OVT	TOTAL
PITTSBURGH	1-19	1-19	3-31	0-8	5-77
SAN JOSE	1-15	1-19	3-22	0-1	5-57

PITTSBURGH	GP	G	A	PTS	PIM	SOG	+/-	SAN JOSE	GP	A	PTS	PIM	SOG	+/-	
Lemieux	2	2	3	5	0	9	+1	Makarov	2	1	1	2	0	6	E
Tocchet	2	0	3	3	0	6	E	Errey	2	0	2	2	2	1	+1
Stevens	2	1	1	2	2	10	E	Garpenlov	2	0	2	2	0	2	E
McEachern	1	1	0	1	0	4	E	Craigwell	1	1	0	1	0	1	+1
U. Samuelsson	2	1	0	1	10	3	+2	Elik	2	1	0	1	0	6	E
Sandstrom	1	0	1	1	0	3	+1	Gaudreau	2	1	0	1	0	6	+1
Jagr	2	0	1	1	0	6	+1	Norton	2	1	0	1	0	3	-1
Daniels	1	0	0	0	0	2	E	Dahlen	1	0	1	1	0	5	E
Hawgood	1	0	0	0	0	0	+1	Sykora	1	0	1	1	0	0	+1
Jennings	1	0	0	0	0	0	E	Larionov	2	0	1	1	0	3	-1
Karabin	1	0	0	0	0	0	-1	Ozolins	2	0	1	1	0	5	E
McKenzie	1	0	0	0	0	0	E	Baker	1	0	0	0	0	2	E
McSorley	1	0	0	0	0	2	+1	Butsayev	1	0	0	0	0	0	E
Naslund	1	0	0	0	2	1	E	Cronin	1	0	0	0	0	0	E
K. Samuelsson	1	0	0	0	0	0	E	Maley	1	0	0	0	2	1	E
Stapleton	1	0	0	0	0	1	E	McLean	1	0	0	0	0	0	E
Tamer	1	0	0	0	0	0	E	More	1	0	0	0	2	0	E
Barrasso	2	0	0	0	0	0	-	Odgers	1	0	0	0	0	2	E
G. Brown	2	0	0	0	0	3	+2	Rathje	1	0	0	0	0	1	E
D. Brown	2	0	0	0	0	1	-1	Whitney	1	0	0	0	0	2	-1
Francis	2	0	0	0	0	7	E	Zettler	1	0	0	0	4	0	+1
Mullen	2	0	0	0	0	8	E	Zmolek	1	0	0	0	2	1	E
Murphy	2	0	0	0	0	7	-3	Duchesne	2	0	0	0	2	4	E
Straka	2	0	0	0	0	1	-1	Falloon	2	0	0	0	0	4	-1
Taglianetti	2	0	0	0	0	3	-3	Irbe	2	0	0	0	2	0	-
Bench					2			Pederson	2	0	0	0	6	2	-1
TOTAL	2		(5-9-14)	16	77			TOTAL	2		(5-9-14)	22	57		

GOALTENDERS

	GP	MP	GF	GA	ENG	SO	AVG	SHOTS	SPCT.	W-L-T
Barrasso (P)	2	130:00	5	5	0	0	2.31	57	.912	0-0-2
PITTSBURGH TOTAL	2	130:00	5	5	0	0	2.31	57	.912	0-0-2
Irbe (SJ)	2	130:00	5	5	0	0	2.31	77	.935	0-0-2
SAN JOSE TOTAL	1	130:00	5	5	0	0	2.31	77	.935	0-0-2

POWER PLAY GOALS:

PITTSBURGH (1 for 8) - Lemieux
 SAN JOSE (1 for 5) - Makarov

All-Time vs Sharks

	GP	W	L	T	PTS	GF	GA
Pittsburgh Home	3	2	0	1	5	19	6
Pittsburgh Away	4	3	0	1	7	27	10
1991-94 TOTAL	7	5	0	2	12	46	16

LAST WIN BY:

PITTSBURGH at Home:	March 23, 1993 (7-2)	(0-0-1 since last win)
PITTSBURGH on Road:	December 5, 1992 (9-4)	(0-0-1 since last win)
SAN JOSE at Home:	None	(0-3-1)
SAN JOSE on Road:	None	(0-2-1)

ST. LOUIS BLUES



MIKE KEENAN



BRENDAN SHANAHAN

Location: Kiel Center, 1401 Clark Street, St. Louis, MO 63103
Founded: 1967
President: Jack Quinn
General Manager/Head Coach: Mike Keenan
NHL Career Record (Seasons): (395-252-77)
Associate Coach: Bob Berry
Vice President/Director of Public Relations: Susie Mathieu
Assistant PR Directors: Mike Caruso and Jeff Trammel
Trainer: Tom Nash and Ron Dubuque
Arena (Capacity): Kiel Center (18,500)
General Office Phone: (314) 622-2500
Press Box Phone: TBA
FAX Phone: (314) 622-2582
Starting Times of Games: WN/Sat.-7:35; Sun.-6:05
Team Colors: Blue, Gold, Red and White
Radio: KMOX 1120 AM
Commercial TV: KPLR, Channel 11
Cable TV: None
All-Time NHL Record: 893-927-326
1993-94 Record: 40-33-11
1993-94 Finish: 4th (Central Division)
1994 Playoff Record: Lost, Dallas, 4-0, Western Conference Quarter Finals
1993-94 Top Scorer: Brendan Shanahan (52-50-102)
Stanley Cup Titles: None

All-Time St. Louis Scorer vs. Pittsburgh:
 Bernie Federko (41 gp, 20-36-56)
All-Time Pittsburgh Scorer vs. St. Louis:
 Syl Apps (34 gp, 15-30-45)
Longest St. Louis Win Streak vs. Pittsburgh:
 5, Jan. 2, 1973 - Dec. 28, 1973;
 Dec. 5, 1981 - Oct. 4, 1983
Longest Pittsburgh Win Streak vs. St. Louis:
 4, Feb. 3, 1972 - Nov. 22, 1972
Longest St. Louis Undefeated Streak vs. Pittsburgh:
 10, Mar. 7, 1970 - Apr. 4, 1971 (5-0-5)
Longest Pittsburgh Undefeated Streak vs. St. Louis:
 4, Feb. 3, 1972 - Nov. 22, 1972 (4-0-0);
 Feb. 21, 1978 - Dec. 13, 1978 (2-0-2)
Last Pittsburgh Win at Home: Nov. 5, 1992 (6-4)
Last St. Louis Win at Home: Oct. 29, 1992 (6-4)
Last Pittsburgh Win at St. Louis: Jan. 18, 1986 (5-2)
Last St. Louis Win at Pittsburgh: Nov. 8, 1990 (3-2)
Most Goals by Pittsburgh vs. St. Louis:
 10, Nov. 22, 1972 (P, 10-4)
Most Goals by St. Louis vs. Pittsburgh:
 9, Jan. 31, 1968 (SL, 9-4); Oct. 18, 1989 (SL, 9-3)
Most Goals by Both Teams: 14, Nov. 22, 1972 (P, 10-4)
Last Pittsburgh Shutout vs. St. Louis:
 Dec. 13, 1978 (3-0) — Greg Millen
Last St. Louis Shutout vs. Pittsburgh:
 Dec. 31, 1983 (2-0) — Mike Liut
Last Pittsburgh Hat Trick vs. St. Louis:
 Oct. 15, 1988 — Rob Brown
Last St. Louis Hat Trick vs. Pittsburgh:
 Oct. 18, 1989 — Brett Hull
Last Pittsburgh Trade with St. Louis: Oct. 27, 1990, Gord Roberts to Pittsburgh for Future Considerations
Overtime Record vs. Pittsburgh: 0-0-6

Penguins Record by Decades vs. St. Louis: 1960s (7-12-1); 1970s (20-20-11); 1980s (8-20-4); 1990s (3-5-2)

PITTSBURGH PENGUINS vs. ST. LOUIS BLUES													
REGULAR SEASON													
YEAR	GP	W	L	T	GF	GA	YEAR	GP	W	L	T	GF	GA
1967-68	10	4	6	0	25	33	1981-82	3	1	2	0	9	10
1968-69	8	3	4	1	15	16	1982-83	3	0	3	0	11	16
1969-70	8	1	5	2	11	28	1983-84	3	0	2	1	7	11
1970-71	6	0	3	3	13	16	1984-85	3	1	2	0	10	15
1971-72	6	3	3	0	17	13	1985-86	3	2	1	0	16	11
1972-73	5	3	2	0	25	20	1986-87	3	1	0	2	13	12
1973-74	6	2	3	1	19	19	1987-88	3	0	3	0	10	16
1974-75	4	1	1	2	11	13	1988-89	3	1	1	1	15	9
1975-76	4	2	2	0	17	14	1989-90	3	0	3	0	10	22
1976-77	4	3	1	0	17	13	1990-91	3	1	2	0	9	10
1977-78	4	2	1	1	13	11	1991-92	2	1	1	0	5	7
1978-79	4	2	1	1	16	16	1992-93	2	1	1	0	12	10
1979-80	4	1	2	1	12	14	1993-94	2	0	0	2	6	6
1980-81	4	2	2	0	19	19	TOTAL	113	38	57	18	363	400

1993-94 SEASON NOTES—(Oct. 23, B-3 at P-3): Phil Housley scores two goals for the Blues, including the tying goal at 19:47 of the third period to force overtime. **(Nov. 9, P-3 at B-3):** The Blues score two third period goals to force a 3-3 tie. Brett Hull scores two goals for the Blues.

THIS YEAR'S SCHEDULE

Nov. 12 at St. Louis 8:35
 Feb. 24 at Pittsburgh 7:35
 (All Times Pittsburgh Times)



PITTSBURGH VS ST. LOUIS



1993-94
PITTSBURGH
ST. LOUIS

GP	W	L	T	PTS	GF	GA	PPG	SHG	PEN	PIM
2	0	0	2	2	6	6	3-12	1	17	48
2	0	0	2	2	6	6	2-11	0	17	37

AT PITTSBURGH (0-0-1)

Oct. 23 St. Louis 3 (Joseph) at Pittsburgh 3 (Barrasso)
Nov. 9 Pittsburgh 3 (Barrasso) at St. Louis 3 (Joseph)

AT ST. LOUIS (0-0-1)

GOALS & SHOTS BY PERIODS:

	1ST	2ND	3RD	OVT	TOTAL
PITTSBURGH	3-23	1-33	2-24	0-2	6-82
ST. LOUIS	2-21	0-18	4-17	0-5	6-61

PITTSBURGH	GP	G	A	PTS	PIM	SOG	+/-	ST. LOUIS	GP	G	A	PTS	PIM	SOG	+/-
Francis	2	2	1	3	2	7	+2	Hull	2	2	3	5	2	13	+3
McSorley	2	0	3	3	4	8	-1	J.Brown	2	1	3	4	6	6	+2
Murphy	2	1	1	2	0	7	E	Housley	2	2	0	2	0	7	E
Tocchet	2	1	1	2	7	7	-2	Sutter	1	0	2	2	0	0	+2
Mullen	2	1	0	1	2	5	+2	Janney	2	0	2	2	0	2	E
Naslund	2	1	0	1	0	7	E	Shanahan	2	1	0	1	4	10	-1
D. Brown	2	0	1	1	0	6	-1	Crossman	1	0	0	0	0	0	0
Jagr	2	0	1	1	15	1	+1	Miehm	1	0	0	0	2	0	E
U.Samuelsson	2	0	1	1	4	2	E	Miller	1	0	0	0	0	2	+1
Stevens	2	0	1	1	0	8	-2	Baron	2	0	0	0	4	3	+1
Andrusak	1	0	0	0	2	4	E	Bassen	2	0	0	0	2	2	E
G. Brown	1	0	0	0	0	1	+1	Bozon	2	0	0	0	0	4	+2
Needham	1	0	0	0	0	0	E	Butcher	2	0	0	0	9	0	-1
Paek	1	0	0	0	0	1	E	Chase	2	0	0	0	2	1	E
Barrasso	2	0	0	0	0	0	-	Hedican	2	0	0	0	0	2	-2
Daniels	2	0	0	0	2	2	E	Hrkac	2	0	0	0	2	5	E
Jennings	2	0	0	0	2	3	-2	Joseph	2	0	0	0	0	0	-
Ramsey	2	0	0	0	4	2	E	Korolev	2	0	0	0	2	1	E
Stapleton	2	0	0	0	0	3	E	McRae	2	0	0	0	2	0	E
Straka	2	0	0	0	0	2	-3	Montgomery	2	0	0	0	0	0	-2
Trottier	2	0	0	0	4	6	-1	Zombo	2	0	0	0	0	3	+1
TOTAL	2	6	(6-10-16)	48	82			TOTAL	2	6	(6-10-16)	37	61		

GOALTENDERS

	GP	MP	GF	GA	ENG	SO	AVG	SHOTS	SPCT.	W-L-T
Barrasso (P)	2	130:00	6	6	0	0	2.77	61	.902	0-0-2
PITTSBURGH TOTAL	2	130:00	6	6	0	0	2.77	61	.902	0-0-2

Joseph (ST)

ST. LOUIS TOTAL	2	130:00	6	6	0	0	2.77	82	.927	0-0-2
------------------------	----------	---------------	----------	----------	----------	----------	-------------	-----------	-------------	--------------

POWER PLAY GOALS:

PITTSBURGH (3 for 12) - Francis, Murphy, Naslund

ST. LOUIS (2 for 11) - Housley, Hull

SHORT-HANDED GOALS:

PITTSBURGH (1) - Tocchet

All-Time vs Blues

	GP	W	L	T	PTS	GF	GA
Pittsburgh Home	56	25	19	12	62	209	171
Pittsburgh Away	57	13	38	6	32	154	229
1967-1994 TOTAL	113	38	57	18	94	363	400

LAST WIN BY:

PITTSBURGH at Home:	November 5, 1992 (8-4)	(0-0-1 since last win)
PITTSBURGH on Road:	January 18, 1986 (5-2)	(0-8-2 since last win)
ST. LOUIS at Home:	October 29, 1992 (6-4)	(0-0-1 since last win)
ST. LOUIS on Road:	November 8, 1990 (3-2)	(0-3-1 since last win)



TERRY CRISP

TAMPA BAY LIGHTNING



BRIAN BRADLEY

Location: 501 East Kennedy Blvd., Suite 175, Tampa, FL 33602

Founded: 1990

President and General Manager: Phil Esposito

Director of Hockey Operations: Tony Esposito

Head Coach: Terry Crisp

NHL Career Record (Seasons): 197-160-51 (5)

Assistant Coaches: Wayne Cashman and Danny Gare

Vice President/Communications: Gerry Helper

Assistant Communications Director: Barry Hanrahan

Trainer: Larry Ness

Arena (Capacity): ThunderDome (28,000)

General Office Phone: (813) 229-2658

Press Box Phone: (813) 825-0492

FAX Phone: (813) 229-3350

Starting Times of Games: AN-7:35

Team Colors: Black, Blue, Silver and White

Radio: WFNS 910 AM

Commercial TV: WTOG-TV 44

Cable TV: Sunshine Network

All-Time NHL Record: 53-97-18

1993-94 Record: 30-43-11

1993-94 Finish: 7th (Atlantic Division)

1994 Playoff Record: Did Not Qualify for Playoffs

1993-94 Top Scorer: Brian Bradley (24-40-64)

Stanley Cup Titles: None

All-Time Tampa Bay Scorer vs. Pittsburgh:

Brian Bradley (6gp, 3-2-5)

All-Time Pittsburgh Scorer vs. Tampa Bay:

Larry Murphy (6gp, 1-6-7); Martin Straka (5gp 2-5-7);

Kevin Stevens (6gp, 2-5-7)

Longest Tampa Bay Win Streak vs Pittsburgh:

1, Oct. 14, 1993

Longest Pittsburgh Win Streak vs. Tampa Bay:

3, Dec. 11, 1993 - Apr. 4, 1994 — current

Longest Tampa Bay Undeclared Streak vs Pittsburgh:

1, Feb. 27, 1993 (0-0-1); 1, Oct. 14, 1993 (1-0-0)

Longest Pittsburgh Undeclared Streak vs. Tampa Bay:

3, Dec. 11, 1993 - Apr. 4, 1994 (3-0-0) — current

Last Tampa Bay Win at Home: Oct. 14, 1993 (2-1)

Last Pittsburgh Win at Tampa Bay: Dec. 11, 1993 (6-3)

Last Tampa Bay Win at Pittsburgh: None

Most Goals by Pittsburgh vs. Tampa Bay:

8, Dec. 21, 1993 (P 8-3)

Most Goals by Tampa Bay vs. Pittsburgh:

4, Nov. 1, 1992 (P-5-4)

Most Goals by Both Teams:

11, Dec. 21, 1993 (P 8-3)

Last Pittsburgh Shutout vs. Tampa Bay: None

Last Tampa Bay Shutout vs. Pittsburgh: None

Last Pittsburgh Hat Trick vs. Tampa Bay: None

Last Tampa Bay Hat Trick vs. Pittsburgh: None

Last Pittsburgh Trade With Tampa Bay: March, 22, 1993,

Peter Taglianetti to Pittsburgh for 1993 Third

Round Draft Choice.

Overtime Record vs Pittsburgh: 0-0-1

Penguins Record by Decades vs. Tampa Bay: 1990s (4-1-1)

PITTSBURGH PENGUINS vs. TAMPA BAY LIGHTNING

REGULAR SEASON

YEAR	GP	W	L	T	GF	GA
1992-93	2	1	0	1	8	7
1993-94	4	3	1	0	18	10
TOTALS	6	4	1	1	26	17

1993-94 SEASON NOTES—(Oct. 14, P-2 at TB-3): John Tucker's late third period goal rallies the Lightning to their first-ever victory over the Penguins. Denis Savard records two assists for the Lightning. Ken Wregget makes 37 saves for the Penguins. **(Dec. 11, P-6 at TB-3):** Martin Straka (1+3) and Doug Brown (0+4) set career-highs with four points each, leading the Penguins to the 6-3 victory. Ken Wregget makes 31 saves for the Penguins. **(Dec. 21, TB-3 at P-6):** The Penguins score the first six goals of the game to defeat the Lightning. Bryan Trottler records three assists and Joe Mullen scores twice to lead the Penguins. **(Apr. 4, TB-1 at P-2):** Jaromir Jagr and Tomas Sandstrom score for the Penguins. Tom Barrasso makes 26 saves as the Penguins edge the Lightning.

THIS YEAR'S SCHEDULE

Oct. 18	at Tampa Bay	7:35
Dec. 23	at Tampa Bay	7:35
Feb. 4	at Pittsburgh	1:35
Mar. 16	at Pittsburgh	7:35
(All Times Pittsburgh Time)		



PITTSBURGH VS TAMPA BAY



1993-94
PITTSBURGH
TAMPA BAY

GP	W	L	T	PTS	GF	GA	PPG	SHG	PEN	PIM
4	3	1	0	6	18	10	2-15	1	36	91
4	1	3	0	2	10	18	1-24	0	25	53

AT PITTSBURGH (2-0-0)

Oct. 14 Pittsburgh 2 (Wregget) at TAMPA BAY 3 (Puppa)
 Dec. 11 PITTSBURGH 6 (WREGGET) at Tampa Bay 3 (Puppa)
 Dec. 21 Tampa Bay 3 (Puppa) at PITTSBURGH 8 (WREGGET)
 Apr. 4 Tampa Bay 1 (Bergeron) at PITTSBURGH 2 (BARRASSO)
 Jablonski replaced Puppa at 26:11 on Dec. 21
 Young replaced Bergeron at 9:08 on Apr. 4

AT TAMPA BAY (1-1-0)

WG - Tucker
 WG - Murphy
 WG - Daniels
 WG - Sandstrom

GOALS & SHOTS BY PERIODS:

	1ST	2ND	3RD	OVT	TOTAL
PITTSBURGH	4-44	8-41	6-33	—	18-118
TAMPA BAY	3-43	1-47	6-45	—	10-135

PITTSBURGH	GP	G	A	PTS	PIM	SOG	+/-	TAMPA BAY	GP	G	A	PTS	PIM	SOG	+/-
Straka	4	2	5	7	0	8	+6	Savard	4	0	4	4	2	16	-2
D. Brown	3	1	5	6	0	4	+6	Elynuik	3	1	2	3	4	4	-3
Murphy	4	1	3	4	2	10	+5	Bradley	4	2	0	2	4	8	-1
Mullen	4	3	0	3	2	14	+4	Creighton	2	1	1	2	2	4	-1
Francis	4	2	1	3	0	9	E	Zamuner	3	1	1	2	2	8	-1
Jagr	4	2	1	3	2	11	+6	Joseph	3	0	2	2	2	8	-2
Stevens	4	2	1	3	6	13	+2	Klima	3	0	2	2	2	3	-2
Trottier	3	0	3	3	4	2	E	Poeschek	4	0	2	2	2	4	+2
Daniels	3	1	1	2	2	3	+1	Bergland	2	1	0	1	0	5	-1
Ramsey	3	1	1	2	0	2	+3	Dimaio	2	1	0	1	0	2	+1
Tocchet	3	1	1	2	4	4	-5	Tucker	2	1	0	1	0	2	E
McSorley	3	0	2	2	0	4	E	Bureau	4	1	0	1	7	9	-2
Sandstrom	1	1	0	1	0	3	+1	Cole	4	1	0	1	0	11	-3
Taglianetti	1	1	0	1	0	2	+1	Beers	1	0	1	1	0	2	-2
G. Brown	1	0	1	1	0	0	E	Dufresne	3	0	1	1	0	3	+1
Lemieux	1	0	1	1	22	2	+1	Gallant	3	0	1	1	0	1	E
K. Samuelsson	4	0	1	1	6	5	+3	Bergevin	4	0	1	1	0	4	-5
U. Samuelsson	4	0	1	1	8	6	+3	Gratton	4	0	1	1	1	6	-4
Barraso	1	0	0	0	4	0	-	Bergeron	1	0	0	0	0	0	-
Hawgood	1	0	0	0	0	1	-1	Ciccone	1	0	0	0	2	0	E
McEachern	1	0	0	0	0	2	E	Cross	1	0	0	0	2	0	-1
McKenzie	1	0	0	0	4	1	E	Jablonski	1	0	0	0	0	0	-
Needham	1	0	0	0	0	0	E	McDougall	1	0	0	0	0	3	E
Paek	2	0	0	0	0	4	E	Ruff	1	0	0	0	2	1	-1
Patterson	2	0	0	0	4	0	-2	Young	1	0	0	0	0	0	-
Jennings	3	0	0	0	15	3	E	Hamrik	2	0	0	0	4	5	E
Stapleton	3	0	0	0	0	2	E	Lipuma	2	0	0	0	0	3	-3
Wregget	3	0	0	0	0	0	-	Andersson	3	0	0	0	0	9	-2
Naslund	4	0	0	0	0	3	E	Chambers	3	0	0	0	0	2	-1
Bench					6			Puppa	3	0	0	0	2	0	-
								Reekie	3	0	0	0	8	4	-2
TOTAL	4	(18-28-46)	91	118				TOTAL	4	(10-19-29)	53	135			

GOALTENDING

	GP	MP	GF	GA	ENG	SO	AVG	SHOTS	SPCT.	W-L-T
Barraso (P)	1	60:00	2	1	0	0	1.00	27	.963	1-0-0
Wregget (P)	3	178:59	16	9	0	0	3.02	108	.917	2-1-0
PITTSBURGH TOTAL	4	240:00	18	10	0	0	2.50	135	.925	3-1-0

Young (TB)	1	50:02	0	0	0	0	0.00	14	1.000	0-0-0
Puppa (TB)	3	146:11	6	11	0	0	4.51	78	.859	1-1-0
Jablonski (TB)	1	33:49	3	5	0	0	8.87	18	.722	0-1-0
Bergeron (TB)	1	9:08	1	2	0	0	13.33	8	.750	0-1-0
TAMPA BAY TOTAL	4	240:00	10	18	0	0	4.50	118	.847	1-3-0

POWER PLAY GOALS:

PITTSBURGH (2 for 15) - Francis, Stevens
 TAMPA BAY (1 for 24) - Bradley

SHORT-HANDED GOALS:

PITTSBURGH (1) - Mullen

All-Time vs Lightning

	GP	W	L	T	PTS	GF	GA
Pittsburgh Home	3	2	0	1	5	13	7
Pittsburgh Away	3	2	1	0	4	13	10
1992-94 TOTAL	6	4	1	1	9	26	17


LAST WIN BY:

PITTSBURGH at Home: April 4, 1994 (2-1) (0-0-0 since last win)
 PITTSBURGH on Road: December 14, 1993 (6-3) (0-0-0 since last win)
 TAMPA BAY at Home: October 14, 1993 (3-2) (0-1-0 since last win)
 TAMPA BAY on Road: None (0-2-1)

TORONTO MAPLE LEAFS



PAT BURNS



DAVE ANDREYCHUK

Location: 60 Carlton Street, Toronto, Ontario
M5B 1L1

Founded: 1917

President and General Manager: Cliff Fletcher

Head Coach: Pat Burns

NHL Career Record (Seasons): 261-162-65 (6)

Assistant Coaches: Mike Kitchen and Mike Murphy

Director of Communications: Bob Stielick

Public Relations Coordinator: Pat Park

Trainer: Chris Broadhurst

Arena (Capacity): Maple Leaf Gardens (15,720)

General Office Phone: (416) 977-1641

Press Box Phone: (416) 977-1641 ext. 6261

FAX Phone: (416) 977-5364

Starting Times of Games: AN-7:35; except Dec.

31-5:05, Apr. 2-1:35

Team Colors: Blue and White

Radio: Telemedia Radio Network

Commercial TV: Global Network and CBC-TV 5

Cable TV: None

All-Time NHL Record: 2044-2022-694

1993-94 Record: 43-29-12

1993-94 Finish: 2nd (Central Division)

1994 Playoff Record: Won, Chicago, 4-2,

Western Conference Quarter Finals; Won, San Jose, 4-3,

Western Conference Semi Finals; Lost, Vancouver, 4-1,

Western Conference Finals

1993-94 Top Scorer: Doug Gilmour (27-84-111)

Stanley Cup Titles: 13 (1918, 1922, 1932, 1942,

1945, 1947-49, 1951, 1962-64 and 1967)

All-Time Toronto Scorer vs. Pittsburgh:

Darryl Sittler (53 gp, 29-37-66)

All-Time Pittsburgh Scorer vs. Toronto:

Mario Lemieux (24 gp, 25-30-55)

Longest Toronto Win Streak vs. Pittsburgh:

4, Feb. 17, 1971 - Dec. 28, 1971

Longest Pittsburgh Win Streak vs. Toronto:

6, Dec. 30, 1974 - Feb. 19, 1976

Longest Toronto Undefeated Streak vs. Pittsburgh:

8, Jan. 13, 1968 - Mar. 1, 1969 (4-0-4)

Longest Pittsburgh Undefeated Streak vs. Toronto:

6, Dec. 30, 1974 - Feb. 19, 1976 (6-0-0)

Last Pittsburgh Win at Home: Feb. 18, 1992 (7-1)

Last Toronto Win at Home: Nov. 7, 1992 (4-2)

Last Pittsburgh Win at Toronto: Jan. 17, 1991 (6-5 OT)

Last Toronto Win at Pittsburgh: Mar. 10, 1994 (4-2)

Most Goals by Pittsburgh vs. Toronto:

12, Dec. 26, 1991 (P, 12-1)

Most Goals by Toronto vs. Pittsburgh:

9, Jan. 7, 1960 (T, 9-5)

Most Goals by Both Teams: 15, Feb. 21, 1991

(F, 11-4)

Last Pittsburgh Shutout vs. Toronto:

Dec. 8, 1970 (4-0) — Al Smith

Last Toronto Shutout vs. Pittsburgh:

Oct. 29, 1987 (4-0) — Allan Bester

Last Pittsburgh Hat Trick vs. Toronto:

Feb. 18, 1992 — Joe Muller

Last Toronto Hat Trick vs. Pittsburgh:

Mar. 5, 1980 — Darryl Sittler

Last Pittsburgh Trade with Toronto: Aug. 13, 1983,

Vincent Tremblay and Rocky Saganiuk to

Pittsburgh for Pat Graham and Nick Ricci

Overtime Record vs. Pittsburgh: 1-1-3

Penguins Record by Decades vs. Toronto: 1960s (4-5-4); 1970s (21-21-7); 1980s (16-14-4); 1990s (4-5-2)

PITTSBURGH PENGUINS vs. TORONTO MAPLE LEAFS													
REGULAR SEASON													
YEAR	GP	W	L	T	GF	GA	YEAR	GP	W	L	T	GF	GA
1967-68	4	2	1	1	9	14	1981-82	3	0	1	2	10	12
1968-69	6	0	3	3	11	19	1982-83	3	1	2	0	8	15
1969-70	6	2	2	2	14	19	1983-84	3	1	1	1	8	7
1970-71	6	2	3	1	18	18	1984-85	3	2	1	0	12	9
1971-72	6	2	4	0	13	14	1985-86	3	3	0	0	18	9
1972-73	5	2	2	1	18	17	1986-87	3	1	2	0	12	13
1973-74	5	1	3	1	13	20	1987-88	3	2	1	0	9	9
1974-75	5	4	1	0	31	21	1988-89	3	2	1	0	16	10
1975-76	5	4	1	0	32	18	1989-90	3	1	2	0	17	21
1976-77	5	2	1	2	19	16	1990-91	3	2	1	0	20	15
1977-78	5	3	2	0	17	22	1991-92	3	2	1	0	22	8
1978-79	4	1	3	0	10	19	1992-93	2	0	1	1	5	7
1979-80	4	2	2	0	18	20	1993-94	2	0	1	1	6	8
1980-81	4	1	2	1	15	16	TOTAL	107	45	45	17	401	396

1993-94 SEASON NOTES—(Jan. 29, P-4 at T-4): Ron Francis scores the game-tying goal at 19:44 of the second period. Joe Muller scores twice for the Penguins, while Bill Berg scores twice for the Maple Leafs. Ken Wreggett makes 33 saves to earn the tie. **(Mar. 10, T-4 at P-2):** Glenn Anderson scores two goals for the Maple Leafs as they defeat the Penguins 4-2. Joe Muller appears to tie the game late in the third period, but the video replay official disallows the goal.

THIS YEAR'S SCHEDULE

Jan. 28 at Pittsburgh 7:35
Apr. 2 at Toronto 1:35
(All Times Pittsburgh Times)



PITTSBURGH VS TORONTO



1993-94	GP	W	L	T	PTS	GF	GA	PPG	SHG	PEN	PIM
PITTSBURGH	2	0	1	1	1	6	8	0-6	0	8	16
TORONTO	2	1	0	1	3	8	6	2-6	0	8	16

AT PITTSBURGH (0-1-0)

Nov. 7 Pittsburgh 4 (Wregget) at Toronto 4 (Potvin)

Mar. 10 TORONTO 4 (RHODES) at Pittsburgh 2 (Barraso)

AT TORONTO (0-0-1)

WG - Eastwood

GOALS & SHOTS BY PERIODS:

	1ST	2ND	3RD	OVT	TOTAL
PITTSBURGH	3-13	2-27	1-19	0-1	6-60
TORONTO	3-29	3-27	2-16	0-1	8-73

PITTSBURGH	GP	G	A	PTS	PIM	SOG	+/-	TORONTO	GP	G	A	PTS	PIM	SOG	+/-
Francis	2	2	2	4	0	7	+2	Andreychuk	2	2	2	4	0	9	+2
Mullen	2	2	2	4	2	8	+3	Gilmour	2	1	3	4	0	5	+2
Naslund	1	0	2	2	2	3	+2	Anderson	2	2	0	2	0	8	-1
G. Brown	1	1	0	1	0	3	E	Berg	2	2	0	2	0	2	-1
Patterson	1	1	0	1	0	2	E	Eastwood	2	1	0	1	2	2	E
Jagr	1	0	1	1	2	5	+1	Berehowsky	1	0	1	1	0	0	-1
McEachern	1	0	1	1	0	3	E	Borschevsky	1	0	1	1	0	7	+1
Murphy	2	0	1	1	0	6	+2	Clark	1	0	1	1	2	8	E
Straka	2	0	1	1	0	3	-2	Mironov	1	0	1	1	0	1	+2
Barraso	1	0	0	0	0	0	-	Ellett	2	0	1	1	4	4	+4
Depalma	1	0	0	0	0	0	E	Osborne	2	0	1	1	2	3	-1
Karabin	1	0	0	0	0	0	+1	Pearson	2	0	1	1	0	3	+2
Lemieux	1	0	0	0	0	3	-1	Rouse	2	0	1	1	2	1	E
McSorley	1	0	0	0	0	0	-1	Zezel	2	0	1	1	0	2	-2
Needham	1	0	0	0	0	1	E	Baumgartner	1	0	0	0	0	0	E
Paek	1	0	0	0	0	2	-1	Gill	1	0	0	0	0	2	E
K. Samuelsson	1	0	0	0	0	0	-1	Harlock	1	0	0	0	0	1	-1
Sandstrom	1	0	0	0	2	1	-1	Kudashov	1	0	0	0	0	2	-1
Stapleton	1	0	0	0	0	0	E	Macoun	1	0	0	0	0	0	-3
Taglianetti	1	0	0	0	0	1	-1	Martin	1	0	0	0	2	2	-1
Tamer	1	0	0	0	0	1	+1	Potvin	1	0	0	0	0	0	-
Wregget	1	0	0	0	0	0	-	Rhodes	1	0	0	0	0	0	-
D. Brown	2	0	0	0	0	1	-1	Greig	2	0	0	0	0	3	-2
Daniels	2	0	0	0	0	1	+1	Lefebvre	2	0	0	0	2	6	E
Jennings	2	0	0	0	4	1	E	Manderville	2	0	0	0	0	2	+1
Ramsay	2	0	0	0	0	1	+1								
U. Samuelsson	2	0	0	0	4	2	E								
Stevens	2	0	0	0	0	5	-5								
TOTAL	2		(6-10-16)	16	60			TOTAL	2		(8-14-22)	16	73		

GOALTENDERS

	GP	MP	GF	GA	ENG	SO	AVG	SHOTS	SPCT.	W-L-T
Wregget (P)	1	65:00	4	4	0	0	3.70	37	.892	0-0-1
Barraso(P)	1	60:00	2	4	0	0	4.00	36	.889	0-1-0
PITTSBURGH TOTAL	2	125:00	6	8	0	0	3.84	73	.890	0-1-1
Rhodes (T)	1	60:00	4	2	0	0	2.00	38	.947	1-0-0
Potvin (T)	1	65:00	4	4	0	0	3.70	22	.818	0-0-1
TORONTO TOTAL	2	125:00	8	6	0	0	2.88	60	.900	1-0-1

POWER PLAY GOALS:

PITTSBURGH (0 for 6)
TORONTO (2 for 6) - Anderson, Andreychuk

All-Time vs Maple Leafs

	GP	W	L	T	PTS	GF	GA
Pittsburgh Home	54	28	20	6	62	223	176
Pittsburgh Away	53	17	25	11	45	178	220
1967-1994 TOTAL:	106	45	45	17	107	401	396

LAST WIN BY:

PITTSBURGH at Home:	February 18, 1992 (7-1)	(0-1-1 since last win)
PITTSBURGH on Road:	January 17, 1991 (6-5 OT)	(0-2-1 since last win)
TORONTO at Home:	November 7, 1992 (4-2)	(0-0-1 since last win)
TORONTO on Road:	March 10, 1994 (4-2)	(0-0-0 since last win)

VANCOUVER CANUCKS



RICK LEY



PAVEL BURE

Location: 100 North Renfrew St., Vancouver, B.C. V5K 3N7

Founded: 1970

Chairman: Frank Griffiths

President and General Manager: Pat Quinn

Head Coach: Rick Ley

NHL Career Record (Seasons): 67-71-20 (2)

Assistant Coach: Stan Smyl

Director of Media Relations: Steve Tambellini

Director of Hockey Information: Steve Frost

Trainers: Larry Ashley, Pat O'Neill and Darren Granger

Arena (Capacity): Pacific Coliseum (16,150)

General Office Phone: (604) 254-5141

Press Box Phone: (604) 251-0577

FAX Phone: (604) 251-5123

Starting Times of Games: AN-7:35; Sun.-7:05; Mat.-2:05; Dec. 31-5:05.

Team Colors: White, Black, Red and Yellow

Radio: CKNW 980 AM and Western Information Network

Commercial TV: BCTV and CBC

Cable TV: None

All-Time NHL Record: 695-950-275

1993-94 Record: 41-40-3

1993-94 Finish: 2nd (Pacific Division)

1994 Playoff Record: Won, Calgary, 4-3, Western Conference Quarter Finals; Won, Dallas, 4-1, Western Conference Semi Finals; Won, Toronto, 4-1, Western Conference Finals, Lost, NY Rangers, 4-3, Stanley Cup Finals

1993-94 Top Scorer: Pavel Bure (60-47-107)

Stanley Cup Titles: None

All-Time Vancouver Scorer vs. Pittsburgh:

Don Lever (33 gp, 17-17-34)

All-Time Pittsburgh Scorer vs. Vancouver:

Mario Lemieux (22 gp, 21-30-51)

Longest Vancouver Win Streak vs. Pittsburgh:

2, 5 times, last time — Jan. 7, 1989 - Nov. 5, 1989

Longest Pittsburgh Win Streak vs. Vancouver:

7, Mar. 5, 1991 - Mar. 30, 1994 — current

Longest Vancouver Undefeated Streak vs. Pittsburgh:

4, Nov. 26, 1980 - Mar. 17, 1981 (3-0-1)

Longest Pittsburgh Undefeated Streak vs. Vancouver:

7, Mar. 5, 1991 - Mar. 30, 1994 — current (7-0-0)

Last Pittsburgh Win at Home: Mar. 19, 1994 (5-4)

Last Vancouver Win at Home: Feb. 27, 1991 (4-3)

Last Pittsburgh Win at Vancouver: Mar. 30, 1994 (3-1)

Last Vancouver Win at Pittsburgh: Jan. 7, 1989 (7-5)

Most Goals by Pittsburgh vs. Vancouver:

9, Oct. 6, 1976 (P, 9-5); Mar. 13, 1979 (P, 9-3);

Feb. 15, 1986 (P, 9-4)

Most Goals by Vancouver vs. Pittsburgh:

10, Dec. 19, 1980 (V, 10-4)

Most Goals by Both Teams:

14, four times, last time — Feb. 29, 1984 (V, 9-5)

Last Pittsburgh Shutout vs. Vancouver:

Jan. 23, 1987 (6-0) — Gilles Meloche and Roberto Romano

Last Vancouver Shutout vs. Pittsburgh:

Feb. 17, 1988 (5-0) — Kirk McLean

Last Pittsburgh Hat Trick vs. Vancouver:

Jan. 23, 1987 — Mario Lemieux

Last Vancouver Hat Trick vs. Pittsburgh:

Jan. 7, 1989 — Tony Tanti

Last Pittsburgh Trade with Vancouver: Jan. 8, 1990,

Tony Tanti, Barry Pederson and Rod Buskas to Pittsburgh

for Dan Quinn, Andrew McBain and Dave Capuano

Overtime Record vs. Pittsburgh: 0-0-3

Penguins Record by Decades vs. Vancouver: 1970s (26-13-5); 1980s (14-13-4); 1990s (8-2-1)

PITTSBURGH PENGUINS vs. VANCOUVER CANUCKS													
REGULAR SEASON													
YEAR	GP	W	L	T	GF	GA	YEAR	GP	W	L	T	GF	GA
1970-71	6	4	1	1	24	15	1982-83	3	1	2	0	10	17
1971-72	6	4	2	0	21	20	1983-84	3	1	2	0	12	14
1972-73	5	3	2	0	18	14	1984-85	3	2	1	0	17	14
1973-74	5	4	1	0	27	16	1985-86	3	2	1	0	18	11
1974-75	4	3	1	0	18	15	1986-87	3	1	0	2	11	5
1975-76	4	2	1	1	16	15	1987-88	3	1	2	0	10	14
1976-77	4	2	1	1	16	10	1988-89	3	2	1	0	14	12
1977-78	4	1	2	1	16	16	1989-90	3	1	2	0	10	13
1978-79	4	3	1	0	24	16	1990-91	3	1	1	1	9	7
1979-80	4	2	1	1	13	12	1991-92	2	2	0	0	11	6
1980-81	4	0	3	1	13	23	1992-93	2	2	0	0	10	3
1981-82	3	2	0	1	13	10	1993-94	2	2	0	0	8	5
							TOTAL	84	48	28	10	359	303

1993-94 SEASON NOTES (Mar. 19, V-4 at P-5): The Penguins have five different players score and goaltender Tom Barrasso makes 28 saves. Pavel Bure scores two goals for the Canucks. (Mar. 30, P-3 at V-1): Tom Barrasso makes 27 saves and three different Penguins score to lead the team to a 3-1 win.

THIS YEAR'S SCHEDULE

Jan. 27 at Pittsburgh 7:35
 Feb. 28 at Vancouver 10:35
 (All Times Pittsburgh Time)



PITTSBURGH VS VANCOUVER



1993-94

PITTSBURGH
VANCOUVER

GP	W	L	T	PTS	GF	GA	PPG	SHG	PEN	PIM
2	2	0	0	4	8	5	2-10	1	15	38
2	0	2	0	0	5	8	2-11	0	13	26

AT PITTSBURGH (1-0-0)

Mar. 19 Vancouver 4 (McLean) at PITTSBURGH 5 (BARRASSO)
Mar. 30 PITTSBURGH 3 (BARRASSO) at Vancouver 1 (Whitmore)

AT VANCOUVER (1-0-0)

WG - McEachern
WG - Hawgood

GOALS & SHOTS BY PERIODS:

	1ST	2ND	3RD	OVT	TOTAL
PITTSBURGH	5-19	0-20	3-15	—	8-54
VANCOUVER	1-22	2-17	2-21	—	5-60

PITTSBURGH	GP	G	A	PTS	PIM	SOG	+/-	VANCOUVER	GP	G	A	PTS	PIM	SOG	+/-
McEachern	2	2	1	3	2	8	+2	Bure	2	3	0	3	0	11	+1
Sandstrom	2	1	2	3	0	7	+2	Craven	2	0	2	2	0	3	+1
Jagr	2	0	3	3	4	7	+2	Linden	2	0	2	2	0	6	-1
Murphy	2	1	1	2	0	6	+2	Lumme	2	0	2	2	2	2	E
Stevens	2	1	1	2	4	2	E	Ronning	2	1	0	1	0	7	-1
Straka	2	1	1	2	0	4	+1	Slego	2	1	0	1	0	5	-2
Francis	2	0	2	2	0	1	+1	J. Brown	1	0	1	1	2	3	E
Depalma	1	1	0	1	0	1	+1	Momesso	2	0	1	1	0	2	-2
Hawgood	1	1	0	1	0	2	E	Odjick	2	0	1	1	6	3	+2
D. Brown	1	0	1	1	0	2	E	Diduck	1	0	0	0	6	0	E
Lemieux	1	0	1	1	2	4	E	Dirk	1	0	0	0	0	0	-1
Mullen	2	0	1	1	0	4	E	Gelinas	1	0	0	0	0	1	-1
U. Samuelsson	2	0	1	1	2	0	+1	Hunter	1	0	0	0	0	0	-1
Taglianetti	2	0	1	1	0	0	+3	Lafayette	1	0	0	0	0	3	E
McKenzie	1	0	0	0	2	0	E	McIntyre	1	0	0	0	0	1	E
Needham	1	0	0	0	0	1	-1	McLean	1	0	0	0	0	0	-
Tamer	1	0	0	0	0	2	-1	Plavsic	1	0	0	0	0	0	-
Tocchet	1	0	0	0	0	0	E	Whitmore	1	0	0	0	0	0	E
Barrasso	2	0	0	0	0	0	-	Adams	2	0	0	0	0	2	-1
G. Brown	2	0	0	0	4	1	-1	Babych	2	0	0	0	2	2	-1
Jennings	2	0	0	0	4	2	E	Carson	2	0	0	0	0	5	-3
Naslund	2	0	0	0	0	1	E	Charbonneau	2	0	0	0	2	0	-2
K. Samuelsson	2	0	0	0	12	1	+2	Courtball	2	0	0	0	6	4	-2
Bench					2			Murzyn	2	0	0	0	0	0	-1
TOTAL	2		(8-16-24)	38		54		TOTAL	2		(5-9-14)	26		60	

GOALTENDERS

	GP	MP	GF	GA	ENG	SO	AVG	SHOTS	SPCT.	W-L-T
Barrasso (P)	2	120:00	8	5	0	0	2.50	60	.917	2-0-0
PITTSBURGH TOTAL	2	120:00	8	5	0	0	2.50	60	.917	2-0-0
Whitmore (V)	1	60:00	1	3	0	0	3.00	21	.857	0-1-0
McLean (V)	1	59:10	4	5	0	0	5.08	33	.848	0-1-0
VANCOUVER TOTAL	2	120:00	5	8	0	0	4.00	54	.851	0-2-0

POWER PLAY GOALS:

PITTSBURGH (2 for 10) - Murphy, Hawgood

VANCOUVER (2 FOR 11) - Bure 2

SHORT-HANDED GOALS:

PITTSBURGH (1) - McEachern

All-Time vs Canucks

	GP	W	L	T	PTS	GF	GA
Pittsburgh Home	43	28	8	7	63	194	144
Pittsburgh Away	43	20	20	3	43	165	159
1970-1994 TOTAL	86	48	28	10	106	359	303

LAST WIN BY:

PITTSBURGH at Home:

March 19, 1994 (5-4)

(0-0-0 since last win)

PITTSBURGH on Road:

March 30, 1994 (3-1)

(0-0-0 since last win)

VANCOUVER at Home:

February 27, 1991 (4-3)

(0-3-0 since last win)

VANCOUVER on Road:

January 7, 1989 (7-5)

(0-5-1 since last win)



JIM SCHOENFELD

WASHINGTON CAPITALS



JOE JUNEAU

Location: USAir Arena, Landover, MD 20785
 Founded: 1974
 Chairman and Governor: Abe Pollin
 President and Alternate Governor: Richard M. Patrick
 Vice President and General Manager: David Poile
 Head Coach: Jim Schoenfeld
 NHL Career Record (Seasons): 88-90-26 (3)
 Assistant Coaches: Keith Allain, Tod Button
 V.P. of Communications: Ed Quinlan
 Communications Manager: Dan Kaufman
 Trainer: Stan Wong
 Arena (Capacity): USAir Arena (18,130)
 General Office Phone: (301) 386-7000/7084 - PR
 Press Box Phone: (301) 350-3400 ext. 1770
 FAX Phone: (301) 386-7012
 Starting Times of Games: M-TH/Sat./Sun.-7:35;
 Fri.-8:05; Mat-1:35
 Team Colors: Red, White and Blue
 Radio: WMAL 630 AM
 Commercial TV: WDCA, Channel 30
 Cable TV: Home Team Sports
 All-Time NHL Record: 663-739-206
 1993-94 Record: 39-35-10
 1993-94 Finish: 3rd (Atlantic Division)
 1994 Playoff Record: Won, Pittsburgh, 4-2,
 Eastern Conference Quarter Finals; Lost,
 NY Rangers, 4-1, Eastern Conference Semi-Finals
 1993-94 Top Scorer: Joe Juneau (19-66-85)
 Stanley Cup Titles: None

All-Time Washington Scorer vs. Pittsburgh:
 Mike Gartner (60 gp, 39-36-75)
 All-Time Pittsburgh Scorer vs. Washington:
 Mario Lemieux (49 gp, 40-44-84)
 Longest Washington Win Streak vs. Pittsburgh:
 9, Dec. 2, 1984 - Nov. 20, 1985
 Longest Pittsburgh Win Streak vs. Washington:
 7, Feb. 2, 1988 - Nov. 30, 1988
 Longest Washington Undefeated Streak vs. Pittsburgh:
 16, Oct. 25, 1983 - Nov. 20, 1985 (15-0-1)
 Longest Pittsburgh Undefeated Streak vs. Washington:
 7, Feb. 2, 1988 - Nov. 30, 1988 (7-0-0)
 Last Pittsburgh Win at Home: Nov. 18, 1993 (3-2)
 Last Washington Win at Home: Dec. 26, 1993 (7-3)
 Last Pittsburgh Win at Washington: Mar. 28, 1993 (4-1)
 Last Washington Win at Pittsburgh: Mar. 15, 1994 (5-4 OT)
 Most Goals by Pittsburgh vs. Washington:
 12, Mar. 15, 1975 (P, 12-1)
 Most Goals by Washington vs. Pittsburgh:
 9, Mar. 1, 1984 (W, 9-1); Dec. 2, 1984 (W, 9-1)
 Most Goals by Both Teams: 15, Oct. 11, 1988 (P, 8-7)
 Last Pittsburgh Shutout vs. Washington:
 Oct. 14, 1983 (4-0) — Denis Herron
 Last Washington Shutout vs. Pittsburgh:
 Oct. 29, 1991 (8-0) — Don Baupre
 Last Pittsburgh Hat Trick vs. Washington:
 Mar. 18, 1993 — Mario Lemieux (4)
 Last Washington Hat Trick vs. Pittsburgh:
 Mar. 15, 1994 — Randy Burridge
 Last Pittsburgh Trade with Washington: Mar. 12, 1985,
 Jim McGeough to Pittsburgh for Mark Taylor
 Overtime Record vs. Pittsburgh: 2-4-5

Penguins Record by Decades vs. Washington: 1970s (17-13-4); 1980s (27-36-5); 1990s (14-10-3)

PITTSBURGH PENGUINS vs. WASHINGTON CAPITALS													
REGULAR SEASON													
YEAR	GP	W	L	T	GF	GA	YEAR	GP	W	L	T	GF	GA
1974-75	6	5	1	0	36	13	1984-85	7	0	6	1	20	44
1975-76	6	4	1	1	36	23	1985-86	7	1	6	0	22	27
1976-77	6	1	4	1	16	22	1986-87	7	4	3	0	30	26
1977-78	6	1	4	1	15	20	1987-88	7	5	1	1	32	23
1978-79	8	4	3	1	32	28	1988-89	7	4	3	0	31	35
1979-80	4	3	1	0	16	10	1989-90	7	5	2	0	34	28
1980-81	4	2	1	1	18	14	1990-91	7	4	2	1	29	26
1981-82	8	5	2	1	40	33	1991-92	7	2	5	0	21	35
1982-83	7	1	5	1	23	36	1992-93	7	5	1	1	32	22
1983-84	7	1	6	0	12	28	1993-94	4	1	2	1	14	18
							TOTAL	129	58	59	12	509	510

1993-94 SEASON NOTES (Nov. 18, W-2 at P-3): Tom Barrasso makes 32 saves to record his 250th career NHL victory as the Penguins score goals in each period to hold off Washington. Joe Mullen records two assists for the Penguins. **(Nov. 26, P-4 at W-4):** The Penguins take a 3-1 first period lead, but Mike Ridley's goal at 1:12 of the third period completes the comeback for the Capitals. Kevin Stevens records a goal and two assists for the Penguins, while Kevin Hatcher records three points (1+2) for Washington. **(Dec. 26, P-3 at W-7):** The Capitals score five consecutive goals to beat the Penguins. Randy Burridge scores twice, and Mike Ridley adds one goal and two assists for Washington. **(Mar. 15, W-5 at P-4):** Randy Burridge scores in overtime to complete his hat trick and lead the Capitals to the win. Kevin Stevens scores two goals for the Penguins.

THIS YEAR'S SCHEDULE

Oct. 7	at	Washington	8:05
Oct. 12	at	Pittsburgh	7:35
Nov. 25	at	Washington	8:05
Dec. 1	at	Pittsburgh	7:35
(All Times Pittsburgh Times)			



PITTSBURGH VS WASHINGTON



1993-94

	GP	W	L	T	PTS	GF	GA	PPG	SHG	PEN	PIM
PITTSBURGH	4	1	2	1	3	14	18	7-21	0	39	127
WASHINGTON	4	2	1	1	5	18	14	3-22	0	38	125

AT PITTSBURGH (1-1-0)

Nov. 18 Washington 2 (Tabaracci) at PITTSBURGH 3 (BARRASSO)
 Nov. 26 Pittsburgh 4 (Wregget) at Washington 4 (Tabaracci)
 Dec. 26 Pittsburgh 3 (Wregget) at WASHINGTON 7 (BEAUPRE)
 Mar. 15 WASHINGTON 5 (BEAUPRE) at Pittsburgh 4 (Barrasso)
 Beaupre replaced Tabaracci at 20:00 on Nov. 26

AT WASHINGTON (0-1-1)

WG - Straka
 WG - Khristich
 WG - Burrige *

*Burrige scored at 0:40 of overtime on Mar. 15

GOALS & SHOTS BY PERIODS

	1ST	2ND	3RD	OVT	TOTAL
PITTSBURGH	7-46	4-34	3-33	0-3	14-116
WASHINGTON	4-28	6-46	7-51	1-5	18-130

PITTSBURGH	GP	G	A	PTS	PIM	SOG	+/-	WASHINGTON	GP	G	A	PTS	PIM	SOG	+/-
Stevens	4	4	3	7	4	15	-5	Ridley	4	2	8	10	2	9	+6
Mullen	4	3	3	6	0	14	-4	Burrige	4	5	0	5	4	12	+6
Francis	4	0	5	5	2	9	-4	Khristich	4	3	2	5	0	10	+2
Murphy	4	2	2	4	0	16	E	Hunter	3	1	3	4	28	2	+5
Jagr	4	0	4	4	0	13	E	Jones	4	0	4	4	6	4	+2
Tocchet	2	1	2	3	27	2	-3	Miller	4	0	4	4	0	6	+2
K. Samuelsson	4	2	0	2	10	4	-4	Hatcher	3	1	2	3	16	12	+4
Straka	4	1	1	2	0	5	E	Johansson	4	1	2	3	0	3	+3
D. Brown	4	0	2	2	2	9	-2	Iafate	3	0	3	3	8	18	+2
Sandstrom	1	1	0	1	0	2	+1	Peake	2	1	1	2	0	6	+2
McEachern	1	0	1	1	0	2	E	Bondra	4	1	1	2	2	10	+2
Neaton	2	0	1	1	4	4	E	Poulin	4	1	1	2	4	4	E
Taglianetti	3	0	1	1	4	1	-1	Pivonka	4	0	2	2	0	5	-1
Daniels	4	0	1	1	10	4	-2	Slaney	1	1	0	1	0	3	+4
Andrusak	1	0	0	0	0	0	E	Berube	4	1	0	1	30	3	-1
G. Brown	1	0	0	0	2	0	E	May	1	0	1	1	0	2	+1
Depalma	1	0	0	0	5	0	E	Ciccione	2	0	1	1	5	2	+2
McSorley	1	0	0	0	17	0	-1	Krygier	4	0	1	1	2	10	E
Patterson	1	0	0	0	0	1	E	Woolley	1	0	0	0	0	0	E
Tamer	1	0	0	0	2	1	E	Konowalchuk	2	0	0	0	0	1	-1
Barrasso	2	0	0	0	2	0	E	Tabaracci	2	0	0	0	0	0	-
Ramsey	2	0	0	0	0	1	-3	Anderson	3	0	0	0	0	1	-2
Wregget	2	0	0	0	0	0	-	Beaupre	3	0	0	0	10	0	E
Jennings	3	0	0	0	8	3	E	Curran	3	0	0	0	4	0	-1
Naslund	3	0	0	0	2	2	E	Cote	4	0	0	0	2	7	+3
Paek	3	0	0	0	2	1	-1								
Stapleton	3	0	0	0	2	0	E								
Trottier	3	0	0	0	2	3	-4								
U. Samuelsson	4	0	0	0	18	4	-6								
TOTAL	4	(14-26-40)	127	116				TOTAL	4	(18-36-54)	125	130			

GOALTENDERS

	GP	MP	GF	GA	ENG	SO	AVG	SHOTS	SPCT.	W-L-T
Barrasso (P)	2	120:40	7	7	0	0	3.47	66	.894	1-1-0
Wregget (P)	2	125:00	7	11	0	0	5.28	64	.828	0-1-1
PITTSBURGH TOTAL	4	240:40	14	18	0	0	4.48	130	.861	1-2-1
Beaupre (W)	2	165:40	15	8	0	0	2.89	77	.896	2-0-1
Tabaracci(W)	2	78:57	3	6	0	0	4.56	39	.846	0-1-0
WASHINGTON TOTAL	4	240:40	18	14	0	0	3.49	116	.879	2-1-1

POWER PLAY GOALS:

PITTSBURGH (7 for 21) - Stevens 3, Murphy, K.Samuelsson, Tocchet, Mullen
 WASHINGTON (3 for 22) - Bondra, Ridley, Burrige

All-Time vs Capitals

	GP	W	L	T	PTS	GF	GA
Pittsburgh Home	63	32	25	6	70	257	219
Pittsburgh Away	66	26	34	6	58	252	291
1974-1994 TOTAL	129	58	59	12	128	509	510

LAST WIN BY:

PITTSBURGH at Home: November 18, 1993 (3-2) (0-1-0 since last win)
 PITTSBURGH on Road: March 28, 1993 (4-1) (0-1-1 since last win)
 WASHINGTON at Home: December 26, 1993 (7-3) (0-0-0 since last win)
 WASHINGTON on Road: March 15, 1994 (5-4 OT) (0-0-0 since last win)



JOHN PADDOCK

WINNIPEG JETS



KEITH TKACHUK

Location: 10th floor - 1661 Portage Ave., Winnipeg, Manitoba R3J 3T7
Founded: 1972 (WHA)
President/Governor: Barry L. Shenkarow
General Manager/Head Coach: John Paddock
NHL Career Record (Seasons): 97-120-31 (3)
Assistant Coaches: Andy Murray and Zinetula Bilyaletdinov
Asst. General Manager/VP Communications: Mike O'Hearn
Trainer: Phil Walker, Gord Hart
Arena (Capacity): Winnipeg Arena (15,393)
General Office Phone: (204) 982-5387
Press Box Phone: (204) 982-5347
FAX Phone: (204) 788-4668
Starting Times of Games: WN-7:35; Sat./Sun.-6:35; except Dec. 31-4:35, Mar. 4-2:05, Mar. 19-1:05, Apr.9-2:05
Team Colors: Blue, Red and White
Radio: CJOB Radio 680 AM
Commercial TV: CKND-TV
Cable TV: None
All-Time NHL Record: 454-595-159
1993-94 Record: 24-51-9
1993-94 Finish: 6th (Central Division)
1994 Playoff Record: Did Not Qualify for Playoffs
1993-94 Top Scorer: Keith Tkachuk (41-40-81)
Stanley Cup Titles: None

All-Time Winnipeg Scorer vs. Pittsburgh: Dale Hawerchuk (27 gp, 18-13-31)
All-Time Pittsburgh Scorer vs. Winnipeg: Mario Lemieux (20 gp, 17-25-42)
Longest Winnipeg Win Streak vs. Pittsburgh: 3, Mar. 9, 1986 - Jan. 14, 1987
Longest Pittsburgh Win Streak vs. Winnipeg: 9, Oct. 10, 1979 - Dec. 2, 1981
Longest Winnipeg Undeclared Streak vs. Pittsburgh: 3, Mar. 9, 1986 - Jan. 14, 1987 (3-0-0)
Longest Pittsburgh Undeclared Streak vs. Winnipeg: 9, Oct. 10, 1979 - Dec. 2, 1981 (9-0-0)
Last Pittsburgh Win at Home: Feb. 15, 1994 (5-3)
Last Winnipeg Win at Home: Jan. 10, 1993 (3-2)
Last Pittsburgh Win at Winnipeg: Mar. 6, 1994 (5-3)
Last Winnipeg Win at Pittsburgh: Jan. 28, 1992 (4-0)
Most Goals by Pittsburgh vs. Winnipeg: 9, Dec. 18, 1990 (P, 9-2)
Most Goals by Winnipeg vs. Pittsburgh: 7, Jan. 21, 1985 (W, 7-6); Jan. 20, 1989 (W, 7-3)
Most Goals by Both Teams: 13, Jan. 21, 1985 (W, 7-6)
Last Pittsburgh Shutout vs. Winnipeg: None
Last Winnipeg Shutout vs. Pittsburgh: Jan. 28, 1992 (4-0) — Bob Essensa
Last Pittsburgh Hat Trick vs. Winnipeg: Mar. 8, 1987 — Mario Lemieux
Last Winnipeg Hat Trick vs. Pittsburgh: Jan. 21, 1985 — Dale Hawerchuk
Last Pittsburgh Trade with Winnipeg: Jun. 17, 1989, Andrew McBain, Jim Kyle and Randy Gilhen to Pittsburgh for Randy Cunneynworth, Rich Tabaracci and Dave McLlwain
Overtime Record vs. Pittsburgh: 3-1-1

Penguins Record by Decades vs. Winnipeg: 1970s (2-0-0); 1980s (18-13-0); 1990s (8-3-1)

PITTSBURGH PENGUINS vs. WINNIPEG JETS													
REGULAR SEASON													
YEAR	GP	W	L	T	GF	GA	YEAR	GP	W	L	T	GF	GA
1979-80	4	4	0	0	14	8	1987-88	3	1	2	0	9	12
1980-81	4	4	0	0	18	14	1988-89	3	2	1	0	13	12
1981-82	3	2	1	0	7	9	1989-90	3	2	0	1	13	7
1982-83	3	1	2	0	13	14	1990-91	3	2	1	0	17	12
1983-84	3	1	2	0	13	12	1991-92	3	2	1	0	6	7
1984-85	3	1	2	0	14	16	1992-93	2	1	1	0	7	5
1985-86	3	2	1	0	16	8	1993-94	2	2	0	0	10	6
1986-87	3	1	2	0	9	10	TOTAL	45	28	16	1	179	152

1993-94 SEASON NOTES-(Feb. 15, W-3 at P-3): Five different players score goals for the Penguins and Tom Barrasso wins his 253rd career game, to become the winningest American-born goaltender in NHL history. **(Mar. 6, P-5 at W-3):** Doug Brown and Ron Francis each scores two goals to lead the Penguins to a 5-3 win.

THIS YEAR'S SCHEDULE

Feb. 2 at Winnipeg 8:35
 Mar. 13 at Pittsburgh 7:35
 (All Times Pittsburgh Times)



PITTSBURGH VS WINNIPEG



1993-94

PITTSBURGH
WINNIPEG

GP	W	L	T	PTS	GF	GA	PPG	SHG	PEN	PIM
2	2	0	0	4	10	6	2-14	0	15	36
2	0	2	0	0	6	10	4-10	0	18	54

AT PITTSBURGH (1-0-0)

Feb. 15 Winnipeg 3 (Essensa) at PITTSBURGH 5 (WREGGET)
Mar. 6 PITTSBURGH 5 (BARRASSO) at Winnipeg 3 (O'Neil)

AT WINNIPEG (0-1-0)

WG - Mullen
WG - D. Brown

GOALS & SHOTS BY PERIODS:

	1ST	2ND	3RD	OVT	TOTAL
PITTSBURGH	4-22	3-28	3-33	—	10-83
WINNIPEG	1-10	4-23	1-12	—	6-45

PITTSBURGH	GP	G	A	PTS	PIM	SOG	+/-	WINNIPEG	GP	G	A	PTS	PIM	SOG	+/-
Francis	2	2	3	5	2	10	+1	Shannon	2	2	1	3	4	3	-1
D. Brown	2	2	1	3	0	6	+3	Tkachuk	2	1	1	2	8	5	-2
Mullen	2	1	2	3	0	7	+2	Zhamnov	2	1	1	2	2	6	-1
Murphy	2	0	3	3	2	8	+5	Steen	2	0	2	2	0	0	-3
Stevens	2	0	3	3	2	10	+2	Eagles	1	1	0	1	0	1	E
Straka	2	1	1	2	0	2	+4	LeBlanc	1	1	0	1	0	1	E
McEachern	1	0	2	2	0	2	+2	Romaniuk	1	0	1	1	0	3	-2
G. Brown	1	1	0	1	2	5	+1	Borsato	2	0	1	1	0	0	-2
Stapleton	1	1	0	1	0	7	E	Domi	2	0	1	1	19	0	E
Tocchet	1	1	0	1	2	6	+1	McBean	2	0	1	1	0	3	-5
Jagr	2	1	0	1	0	9	+1	Quintal	2	0	1	1	0	6	-2
U. Samuelsson	2	0	1	1	6	2	+4	Ulanov	2	0	1	1	9	2	+1
Taglianetti	2	0	1	1	5	5	E	Ysebaert	2	0	1	1	0	3	E
Barrasso	1	0	0	0	0	0	-	Essensa	1	0	0	0	0	0	-
Needham	1	0	0	0	0	0	E	Mironov	1	0	0	0	2	0	-2
Patterson	1	0	0	0	0	0	E	O'Neal	1	0	0	0	0	0	-
Sandstrom	1	0	0	0	2	0	E	Shannon	1	0	0	0	2	0	E
Trotter	1	0	0	0	0	0	E	Tomlinson	1	0	0	0	0	1	E
Wregget	1	0	0	0	0	0	-	Bautin	2	0	0	0	4	3	-2
Daniels	2	0	0	0	0	1	+2	Emerson	2	0	0	0	0	7	-5
Jennings	2	0	0	0	5	2	-1	Gilhen	2	0	0	0	2	0	E
Naslund	2	0	0	0	4	0	E	Kennedy	2	0	0	0	0	1	-3
Ramsey	2	0	0	0	0	0	+2	King	2	0	0	0	0	0	-1
K. Samuelsson	2	0	0	0	4	1	+1								
TOTAL	2	(10-17-27)	36	83				TOTAL	2	(6-12-18)	54	45			

GOALTENDERS

	GP	MP	GF	GA	ENG	SO	AVG	SHOTS	SPCT.	W-L-T
Barrasso (P)	1	60:00	5	3	0	0	3.00	26	.885	1-0-0
Wregget (P)	1	60:00	5	3	0	0	3.00	19	.842	1-0-0
PITTSBURGH TOTAL	2	120:00	10	6	0	0	3.00	45	.866	2-0-0
O'Neil (W)	1	59:38	3	4	1	0	4.02	33	.879	0-1-0
Essensa (W)	1	60:00	3	5	0	0	5.00	49	.898	0-1-0
WINNIPEG TOTAL	2	120:00	6	10	1	0	5.00	83	.880	0-2-0

POWER PLAY GOALS:

PITTSBURGH (2 for 14) - Francis, Stapleton
WINNIPEG (4 for 10) - Shannon, Tkachuk, Zhamnov, LeBlanc

All-Time vs Jets

	GP	W	L	T	PTS	GF	GA
Pittsburgh Home	23	16	7	0	32	96	69
Pittsburgh Away	22	12	9	1	25	83	83
1979-1994 TOTAL	45	28	16	1	57	179	152

LAST WIN BY:

PITTSBURGH at Home:	February 15, 1994 (5-3)	(0-0-0 since last win)
PITTSBURGH on Road:	March 6, 1994 (5-3)	(0-0-0 since last win)
WINNIPEG at Home:	January 10, 1993 (3-2)	(0-1-0 since last win)
WINNIPEG on Road:	January 28, 1992 (4-0)	(0-2-0 since last win)

CAREER SCORING RECORDS VS. PENGUINS

(Of players who played vs. Pittsburgh in 1993-94)

OPPOSITE PLAYER	TEAM(S)	GP	A	G	TP	PIM	OPPOSITE PLAYER	TEAM(S)	GP	A	G	TP	PIM
ACTON, Keith	Mon., Edm., Phil., NYI	52	8	17	25	50	CRAIG, Mike	Min., Det.	3	1	3	4	8
ADAMS, Greg	N.J., Van.	33	9	12	21	7	CRAIGWELL, Dale	S.J.	3	1	1	2	0
AIVAZOFF, Michal	Det.	2	0	0	0	0	CRAVEN, Murray	Det., Phi., Hfd., Van.	52	21	27	48	47
ALBELIN, Tommy	Que., N.Y.	32	2	11	13	35	CRAIGHTON, Adam	Buf., Chi., NYI, T.B.	14	6	7	13	48
AMONTE, Tony	L.A., NYI	28	0	9	10	9	CROWIN, Shawn	Wpg., Phi., St.	11	0	2	2	8
ANDERSON, Glenn	Edm., Tor.	39	25	54	33	3	CROSS, Cory	T.B.	1	0	0	0	2
ANDERSON, Shawn	Was.	9	0	0	0	2	CROSSMAN, Doug	Chi., Phi., L.A., NYI,	59	9	25	34	27
ANDERSSON, Mikael	Buf., Hfd., T.B.	12	0	3	5	0		Det., T.B., St.L.					
ANDERSSON, Peter	Buf., Tor.	32	16	22	38	24	CROWLEY, Ted	Hfd., Tor.	1	0	0	0	0
ANDREYCHUK, Dave	Buf., Tor.	32	16	22	38	24	CULLEN, John	Hfd., Tor.	6	4	4	8	16
ARCHIBALD, David	Ott.	2	1	0	1	2	CUMMINS, Jim	Phi.	1	1	1	2	2
ARZOTTI, Jason	Edm.	12	0	3	3	0	CUNNEYWORTH, Randy	Buf. Wpg., Hfd.	14	3	2	5	58
AUBERT, Donald	Edm.	12	0	3	3	0	Curry, Brian	Bos., NYI, Tor., St.L.	22	6	7	11	9
BABYCH, Dave	Wpg., Hfd., Van.	30	4	15	19	41	DAHLEN, Ulf	NYR, Min., Dal., S.J.	19	8	17	28	16
BAKER, Jamie	Que., Ott., St.L.	7	0	1	1	10	DAHLQUIST, Chris	Min., Cgy.	6	0	1	1	6
BARNES, Stu	Wpg., St.L.	5	1	0	1	0	DAIGLE, Alexander	Ott.	2	0	2	1	3
BARON, Murray	St.L.	4	0	0	0	6	DALGARNO, Brad	Van., Phi., NYI	20	4	10	13	31
BARNABY, Matthew	Buf.	2	0	0	0	2	DAMPFOUSSE, Vincent	Tor., Edm., Mon.	26	9	16	25	26
BARR, Dave	St.L., Hfd., Det., N.J.	27	4	9	13	14	DANEYKO, Ken	N.J.	57	3	6	9	173
BASSEN, Bob	NYI, Chi., St.L., Que.	26	3	1	4	20	DARVE, Evgeny	Wpg., Fla.	2	0	2	22	2
BAUMGARTENER, Ken	L.A., NYI	20	0	1	1	69	DAWE, Jason	Buf.	1	0	0	0	0
BAUTIN, Sergei	Wpg.	4	0	0	0	4	DeBRUNGER, Louis	Edm.	3	0	0	0	20
BEERS, Bob	Bos., T.B., Edm.	8	1	2	3	0	DESJARDINS, Eric	NYI, Mon.	18	3	7	10	18
BELANGER, Jesse	Fla.	3	0	0	0	0	DIDIC, Gerard	NYI, Mon., T.B.	11	2	0	1	9
BELLOVE, Brian	Min., Mon.	35	13	28	21	0	DIMAIO, Rob	NYI, T.B.	10	0	2	6	6
BENNETT, Adam	Chi., Edm.	2	0	1	1	0	DINEEN, Gord	NYI, Min., Ott.	34	2	6	8	85
BENNING, Brian	St.L., L.A., Phi., Edm.	26	1	8	9	53	DINEEN, Kevin	Hfd., Phi.	28	16	24	76	4
BERANEK, Josef	Edm., Phi.	10	1	1	5	6	DIONNE, Gilbert	Chi.	2	0	0	0	0
BERENSON, Drake	NYI	19	5	6	11	8	DIPIETRO, Paul	Mon.	5	1	4	5	2
BERG, Bill	NYI, Tor.	19	5	6	11	8	DIRK, Robert	St.L., Van.	8	0	0	0	11
BERGEVIN, Marc	Chi., NYI, Hfd., T.B.	28	1	7	8	46	DOLLA, Bobby	Wpg., Det., Ana.	6	0	1	1	21
BERGLUND, Tim	Was., T.B.	1	1	2	3	0	DONATO, Jeff	NYR, Wpg.	11	3	2	5	6
BERRUBE, Craig	Phi., Tor., Cgy., Wpg.	29	3	4	138	0	DONNELLY, Mike	NYR, L.A.	12	3	3	6	4
BEUKESBOOM, Jeff	Edm., NYR	24	0	5	5	84	DORIS, Peter	Bos., Ana.	9	2	1	3	0
BLAKE, Rob	L.A.	10	1	4	5	6	DOWD, Jim	Det.	4	0	3	3	0
BLADGER, Doug	Buf.	18	2	13	15	18	DRAKE, Dallas	Det.	1	0	0	0	0
BOIVIN, Claude	Phi., Ott.	27	0	1	1	27	DRAPER, Kris	Hfd.	59	4	41	45	38
BONDRA, Peter	Was.	24	4	6	10	26	DREVER, Bruce	Was., Wpg., N.J.	59	4	41	45	38
BONORSO, Luciano	Wpg.	6	2	2	4	2	DREYER, John	Hfd.	1	0	0	0	0
BORSCHESKY, Nikolai	Or.	3	1	2	3	0	DRURY, Ted	Hfd.	1	0	0	0	0
BOUCHER, Philippe	Buf.	7	0	1	1	2	DUCHESNE, Gaetan	Was., Que., Min., S.J.	64	23	37	37	3
BOURQUE, Phil	NYR, Ott.	7	0	1	1	2	DUCHESNE, Steve	L.A., Phi., Que.	24	6	9	15	18
BOURQUE, Ray	Bos.	47	13	49	62	38	DUGAN, Donald	Mon., T.B.	4	0	1	0	0
BOUVIN, Jason	Phi.	3	0	0	0	4	EAGLES, Mike	Que., Chi., Wpg.	19	2	2	1	29
BOZON, Philippe	St.L.	1	0	1	1	0	EASTWOOD, Mike	Det.	2	1	0	0	2
BRADLEY, Brian	Cgy., Van., Tor., T.B.	20	6	9	15	12	EKLUND, Polle	L.A., Min., Edm., S.J.	51	9	29	38	9
BRICKLEY, Andy	N.J., Bos., Wpg.	17	5	7	12	6	ELM, Todd	Wpg., Tor.	27	1	13	14	54
BRIND'AMOUR, Rod	St.L., Phi.	24	11	17	28	21	ELLET, Dave	Wpg., Wpg.	21	8	23	16	6
BRISQOS, Patrice	Mon.	1	0	3	4	10	ELYNIK, Pat	St.L., T.B.	6	1	5	6	0
BROTEN, Neal	Min., Dal.	32	10	23	33	22	EMERSON, Nelson	Was., Wpg.	6	1	5	6	0
BROTEN, Paul	NYR, Dal.	21	6	7	13	13	ERREY, Bob	S.J.	2	0	2	2	2
BROWN, Dave	Phi., Edm.	39	4	11	19	124	EVASON, Dean	Was., Hfd., S.J., Dal.	24	5	9	14	20
BROWN, Doug	NYI	30	8	11	19	6	EWEN, Todd	St.L., Mon., Ana.	9	0	2	2	16
BROWN, Jeff	Que., St.L., Van.	20	6	15	21	26	FALLON, Pat	Phi.	2	0	0	0	0
BROWN, Keith	Chi., Fla.	34	1	11	12	34	FAUST, Andre	Phi.	2	0	2	2	2
BRUCE, David	Van., S.J.	6	0	2	1	19	FEATHERSTONE, Glen	St.L., Bos.	9	0	0	0	10
BRUNET, Benoit	Mon.	5	2	1	4	9	FEDOROV, Sergei	Det.	10	8	5	13	9
BUCHBERGER, Kelly	Edm.	16	2	1	3	28	FERRARO, Ray	Hfd., NYI	34	12	17	29	46
BURAKOWSKY, Robert	Ott.	1	0	0	0	0	FETISOV, Viacheslav	N.J.	32	2	12	14	65
BURE, Pavel	Was., T.B.	9	1	0	1	7	FINLEY, Jeff	NYI, Phi.	8	0	0	0	0
BUREAU, Marc	Cgy., Min., T.B.	21	4	10	14	32	FINN, Steven	NYI, Fla.	21	2	6	7	1
BURR, Shawn	Det.	21	4	10	14	32	FITZGERALD, Tom	NYI, Fla.	21	2	6	7	1
BURRIDGE, Randy	Bos., Was.	25	11	6	17	20	FLATLEY, Patrick	Cgy.	52	20	29	49	70
BURT, Adam	Hfd.	12	2	3	5	34	FLURY, Theo	NYI	13	29	42	17	16
BUTCHER, Garth	Van., St.L.	24	1	9	10	73	FOTTE, Adam	Que.	8	1	2	16	0
BUTSAYEV, Vyacheslav	Phi., S.J.	8	2	1	3	6	FRASER, Ian	Que.	2	1	2	3	2
CARBONNEAU, Guy	Mon.	35	14	17	31	22	FREER, Mark	Phi., Ott.	6	0	3	3	5
CARKNER, Terry	NYR, Que., Phi., Det.	42	3	15	18	108	GAGNER, Dave	NYR, Min., Dal.	22	11	10	21	16
CARNAKOV, Patrick	Ana.	1	1	1	2	0	GALLIK, Gerard	Det., T.B.	20	5	9	14	37
CARNEY, Keith	Buf.	5	0	0	0	2	GALLEY, Gary	L.A., Was., Bos., Phi.	37	4	18	18	67
CARPENTER, Bob	Was., NYR, L.A., Bos.	61	22	33	55	66	GAPPENLOV, Johan	S.J.	4	2	3	5	0
CARSON, Jimmy	L.A., Edm., Det., Van.	23	10	11	21	4	GARTNER, Mike	Was., Min., NYR	85	43	98	108	
CASSELL, Andrew	Mon., Hfd.	14	3	14	17	8	GAUDREAU, Rob	S.J.	2	0	2	0	0
CAVALLINI, Paul	St.L., Was., Dal.	25	2	9	11	32	GELINAS, Martin	Edm., Que., Van.	15	4	3	7	4
CHAMBERS, Shawn	Min., Was., T.B.	14	0	2	3	30	GILBERT, Greg	NYI, Chi., NYR	55	7	23	30	51
CHASE, Kelly	St.L.	5	2	0	0	1	GILCHRIST, Brent	Mon., Edm., Dal.	15	2	2	4	6
CHELOS, Chris	Mon., Chi.	25	5	18	23	60	GILHEN, Randy	Wpg., L.A., NYR	12	0	0	2	0
CHIASSON, Steve	Det.	16	4	8	12	30	GILL, Todd	Tor.	14	1	6	7	29
CHIBIREV, Igor	Hfd.	2	0	1	1	0	GILMOUR, Doug	St.L., Cgy., Tor.	28	12	20	32	18
CHORSKE, Tom	Mon., N.J.	19	1	4	5	10	GLYN, Brian	Cgy., Min., Edm., Ott.	9	0	3	3	22
CHRISTIAN, Dave	Wpg., Was., Bos., St.L.	23	9	23	50	10	GODYNEK, Alexander	Tor., Cgy., Hfd.	7	0	0	0	7
CHURLA, Shane	Hfd., Cgy., Min., Dal.	13	1	1	2	25	GOULET, Michel	Que.	39	24	28	52	16
CHYNOWETH, Dean	NYI	5	1	0	1	12	GRAHAM, Dirk	Min., Chi.	27	7	13	20	23
CICCARELLI, Dino	Min., Was., Det.	47	22	25	47	43	GRANATO, Tony	NYR, L.A.	17	8	25	30	3
CIDONCE, Entico	N.J., Edm.	12	6	3	9	0	GRATTON, Chris	Edm., NYR	10	1	1	6	6
CIGER, Zdeno	Col., N.J., Que., NYR	58	7	19	26	109	GRAVES, Adam	Det., Edm., NYR	28	8	10	18	59
CIRELLA, Joe	Col., N.J., Que., NYR	58	7	19	26	109	GREEN, Travis	NYI	8	2	2	4	10
CLARK, Wendel	Or.	12	4	1	1	18	GRIEG, Mark	Hfd., Tor.	6	0	0	2	4
CONROY, Al	Edm., L.A., Tor.	23	9	18	27	18	GRIFFIN, Brent	Edm., L.A.	42	40	65	105	12
COFFEY, Paul	Edm., L.A., Tor.	23	9	18	27	18	GRETZKY, Wayne	Chi., Ana.	7	0	0	0	8
COLE, Danton	Wpg., T.B.	11	2	1	3	2	GRUDEN, John	Bos.	0	0	0	0	0
CONACHER, Pat	NYR, Edm., N.J., L.A.	26	2	5	7	12	GUBERIN, Chris	NYI	12	0	0	4	2
CORNOY, Al	Phi.	7	0	1	1	18	GUSAROV, Alexei	Que.	10	0	0	0	0
CORKINE, Bob	Buf., Ana.	8	0	0	0	8							
CORSON, Shayne	Mon., Edm.	21	7	10	17	25							
COTE, Alain	Que.	1	0	0	0	0							
COTE, Sylvain	Hfd., Was.	30	3	5	8	20							
COURNALL, Geoff	Bos., Was., S.J., Van.	35	15	20	35	61							
COURNALL, Russ	Tor., Mon., Min., Dal.	27	12	16	28	24							

CAREER SCORING RECORDS VS. PENGUINS

(Of players who played vs. Pittsburgh in 1993-94)

OPPONENT PLAYER	TEAM(S)	GP	G	A	TP	PIM	OPPONENT PLAYER	TEAM(S)	GP	G	A	TP	PIM
HALKIDIS, Bob	Buf., L.A., Det.	6	1	4	5	30	LEEMAN, Gary	Tor., Cgy., Mon.	29	6	11	17	19
HALLER, Kevin	Buf., Mon.	9	0	2	2	10	LEETCH, Brian	Mon., NYR	32	10	34	44	19
HAMR, Radek	Ott.	1	0	0	0	0	LEFEBVRE, Sylvain	Mon., Tor.	11	1	6	6	8
HAMLIK, Roman	N.J.	3	1	1	1	4	LEWIS, Claude	Mon., N.J.	37	16	38	52	21
HANKINSON, Ben	T.B.	2	0	0	0	2	LEMIEUX, Jocelyn	St.L., Min., Chi., Har	15	0	1	1	21
HANNAN, Dave	Edm., Tor., Buf.	15	4	5	9	10	LEROUX, Francois	Ott.	2	0	0	0	11
HARDY, Mark	L.A., NYR	51	5	23	28	125	LESCHYSHYN, Curtis	Que.	16	2	5	7	21
HARKINS, Tod	Cgy.	3	0	0	0	0	LEVINS, Scott	Fla., Ott.	3	0	0	0	9
HARTMAN, Mike	Buf., Wpg., T.B., NYR	16	2	1	3	72	LIDSTER, Doug	Van., NYR	26	3	12	15	15
HATCHER, Derian	Min., Dal.	5	1	3	4	4	LIDSTROM, Niklas	Det.	7	0	4	4	0
HATCHER, Kevin	Was., Buf.	55	9	26	35	134	LINDBERG, Chris	Cgy., Que.	6	1	3	4	4
HAWERCHUK, Dale	Wpg., Buf.	42	23	22	45	28	LINDEN, Trevor	Van.	15	2	7	3	16
HEDICAN, Bret	St.L.	2	0	0	0	0	LINDROS, Eric	Phi.	7	3	2	5	4
HEINZE, Stephen	Bos.	10	3	4	7	5	LINDSAY, Bill	Que., Fla.	8	0	1	1	6
HILL, Sean	Ana.	2	0	1	2	4	LIPUMA, Chris	T.B.	3	0	1	1	2
HOGUE, Benoit	Buf., NYI	24	8	17	25	43	LOEWEN, Darcy	Ott.	1	1	1	2	2
HOLIK, Bobby	Hfd., N.J.	18	5	4	9	26	LOISELLE, Claude	Det., Que., Tor., NYI	34	10	18	18	82
HOUDA, Doug	Det., Hfd.	11	0	3	3	22	LOMAKIN, Andrei	Phi., Fla.	13	1	2	3	0
HOUGH, Mike	Que., Fla.	17	3	7	10	4	LONEY, Troy	Ana.	2	0	0	0	2
HOUGHER, Bill	Was., Buf.	10	9	2	2	2	LONG, Owen	Edm., Tor.	46	4	21	25	61
HOUSLEY, Phil	Wpg., St.L.	33	12	22	34	8	LOWRY, Dave	Van., St.L., Fla.	17	3	2	5	40
HOWE, Mark	Hfd., Phi., Det.	65	18	47	65	32	LUDWIG, Craig	Mon., NYI, Min., Dal.	30	0	7	7	16
HRKAC, Tony	St.L., Que., S.J., Chi	15	3	5	8	8	LUMME, Jyrki	Mon., Van.	14	2	8	10	8
HUARD, Bill	Cgy.	3	0	0	0	5	LUTON, Chris	Mon., NYI	1	0	0	0	0
HUDDY, Charlie	Edm., L.A.	30	3	14	17	14	MacDERMID, Paul	Hfd., Wpg., Was., Que.	27	2	7	9	41
HUDSON, Mike	Chi., NYR	12	4	4	8	16	MacINNIS, AI	Cgy., Tor.	6	23	29	42	
HUFFMAN, Kerry	Phi., Que., Ott.	25	3	12	21	21	MacIVER, Norm	NYR, Hfd., Edm., Ott.	14	2	8	10	12
HUGHES, Brent	Bos.	9	1	0	1	17	MacKEY, David	Cgy., S.J.	13	5	0	1	6
HULL, Brett	Cgy., St.L.	19	11	18	29	8	MacLEAN, John	N.J.	13	5	4	9	12
HULL, Jody	Ott., Fla.	8	2	1	3	2	MacGOWN, Jamie	Cgy., Tor.	25	1	15	16	18
HUNTER, Dale	Que., Was.	67	22	18	22	34	MacIVISH, Craig	Bos., Edm.	41	12	24	21	21
HUNTER, Tim	Cgy., Que., Van.	20	5	2	7	52	MAKAROV, Sergey	NYR, Edm., N.J.	21	5	0	8	61
HUSCROFT, Jamie	N.J., Bos.	7	0	0	0	4	MALAKHOV, Vladimir	NYI	9	1	6	7	8
IAFRATE, Al	Tor., Was., Bos.	39	12	19	31	51	MALEY, David	Mon., N.J., S.J., NYI	30	2	7	9	86
JANNEY, Craig	Bos., St.L.	13	2	11	13	4	MANSON, Dave	NYR, Edm., N.J.	21	5	0	8	61
JANSENSSE, Mark	Hfd., Tor.	7	0	2	2	7	MALGUNUS, Stewart	Edm.	2	1	0	1	2
JOHANSSON, Calle	Buf., Was.	36	3	12	15	16	MALTBY, Kurt	Edm.	2	1	0	1	2
JOHANSSON, Greg	Det.	1	2	0	2	2	MANDERVILLE, Kent	Tor.	3	0	0	0	71
JOHANSON, Jim	Min., Dal.	7	1	1	1	6	MANSON, Todd	Chi., Edm.	17	3	6	9	0
JONES, Keith	Was.	9	0	5	5	23	MARCHANT, Bryan	Wpg., Chi., Hfd.	8	2	1	3	38
JOSEPH, Chris	Edm., T.B.	7	1	3	4	4	MARK, Gordon	Edm.	1	0	1	1	2
JUNEAU, Joe	Bos.	9	2	9	11	4	MARTIN, Daniel	Tor., NYI, Bos.	18	9	4	13	16
KAMENSKY, Valeri	Que.	8	4	8	8	6	MARTIN, Steve	Cgy., S.J.	8	2	2	4	12
KAMENSKY, Yan	NYI	2	0	0	0	0	MATTEAU, Stephane	Cgy., Chi.	26	3	6	9	116
KARPA, Dave	Que.	6	1	2	3	22	MAY, Alan	Buf.	12	0	2	2	48
KARPOVTSSEV, Alexander	NYR	4	0	1	1	6	McARTHUR, Derek	Edm.	1	0	1	1	2
KASATONOV, Alexi	N.J., NYI	25	4	18	22	34	McBAIN, Andrew	Wpg., Van., Ott.	23	1	6	7	15
KASPARIATS, Darius	NYI	11	0	2	2	19	McBEAN, Wayne	L.A., NYI, Wpg.	16	1	0	0	6
KEANE, Mike	Mon.	20	6	7	13	26	McCRIMMON, Brad	Bos., Phi., Cgy.	64	3	24	27	67
KECZMER, Dan	Cgy., Hfd.	5	0	0	0	2	McDOUGALL, Bill	Edm.	2	1	0	1	0
KEKLAJAINEN, Jarmo	Cgy., Hfd.	5	0	0	0	2	McGILL, Bryan	Tor., Chi., S.J.	26	1	1	2	73
KENNEDY, Dean	L.A., NYR, Buf., Wpg.	25	1	5	6	32	McINNIS, Marty	Ott.	10	0	2	4	14
KENNEDY, Sheldon	Det.	6	1	2	3	4	McINTYRE, John	Tor., L.A., NYR, Van.	9	2	0	2	12
KHMYLEV, Yuri	Buf.	10	5	3	8	2	McKEA, Randy	Det., NYI	22	2	1	3	35
KHRISTICH, Dimitri	Was.	20	9	18	22	0	McKEE, Mike	Hfd., Dal.	3	0	0	0	2
KIMBLE, Darren	Bos., Chi.	6	1	0	1	0	McKENZIE, Jim	Hfd., Dal.	9	0	0	0	31
KING, Derek	NYI	34	17	15	32	20	McKIM, Andrew	Bos.	3	0	0	0	2
KING, Kris	Det., NYR, Wpg.	26	2	3	5	110	McLEAF, Jeff	S.J.	1	0	0	0	0
KISIO, Kelly	Det., NYR, S.J., Cgy.	43	14	25	39	73	McLAIN, Dave	Wpg., NYI, Tor., Ott.	14	2	2	4	14
KLATT, Trent	Min., Dal.	2	0	0	2	0	McPHEE, Mike	Mon., Min., Dal.	25	6	5	11	30
KLIMA, Petr	Det., Edm., T.B.	26	15	7	22	12	McRAE, Basli	Que., Det., Min., St.L.	18	3	2	5	58
KNOFSCHNEER, Fred	Bos.	0	0	0	0	4	McROREY, Marty	Edm., L.A.	20	4	6	10	34
KOCUR, Joe	Det., NYR	28	1	1	2	2	MELLANBY, Scott	Phi., Edm.	38	1	18	29	38
KONOWALCHUK, Steve	Was.	4	0	0	0	2	MESSIER, Mark	Edm., NYR	52	21	54	75	115
KONROYD, Steve	Cgy., NYI, Chi., Hfd., Det.	37	2	10	12	44	MEHM, Kevin	St.L.	3	0	0	0	2
KONSTANTINOV, Vladimir	Det.	7	0	2	2	14	MILLER, Corey	NYR, L.A., N.J.	3	0	4	4	8
KOROLEV, Igor	St.L.	4	0	1	1	4	MILLER, Kelly	NYR, Was.	61	15	27	42	38
KOVALENKO, Andrei	Que.	7	3	6	9	6	MILLER, Kevin	NYR, Det., St.L.	13	5	4	9	9
KOVALEV, Alexi	NYR	8	1	2	3	8	MIRONOV, Boris	Wpg., Edm.	3	0	0	0	2
KOZLOV, Viacheslav	Det.	2	3	0	3	2	MIRONOV, Todd	NYR, Det.	3	0	2	2	4
KRAVCHUK, Igor	Chi., Edm.	6	0	3	6	2	MODANO, Mike	Min., Det.	32	7	4	6	6
KRON, Robert	Van., Hfd.	12	3	3	6	2	MODRY, Jaroslav	N.J.	3	1	1	2	0
KRUPP, Uwe	Buf., NYI	29	4	6	10	34	MOCILNY, Alexander	Que., NYR, Det.	37	8	5	13	6
KRUSIE, Paul	Cgy.	3	1	0	1	5	MOLE, Randy	Mon., St.L.	13	0	12	14	25
KRUSIE, Todd	Hfd., Wpg.	5	1	0	1	7	MONTGOMERY, Jim	St.L.	2	0	0	0	0
KUCERA, Frantisek	Chi.	8	1	2	3	4	MORE, Jayson	S.J.	5	0	1	2	8
KUDELSKI, Bob	L.A., Ott.	18	1	2	3	12	MOROSOV, Dimitri	N.J., S.J.	8	1	0	7	8
KURRI, Jan	L.A., Ott.	37	24	42	42	12	MULLER, Brian	Wpg., NYR, S.J., Mon.	60	22	43	69	130
KURVITS, Tom	Mon, Buf., N.J., Tor., Van.	37	8	29	37	2	MULLER, Kirk	Edm.	25	1	3	4	26
KVARTALNOV, Dimitri	Bos.	8	0	1	1	2	MUNJ, Craig	Phi., Bos., Fla.	34	3	9	12	40
KYPREOS, Nick	Hfd., NYR	7	0	0	0	9	MURPHY, Rob	Det., Edm., Ott.	4	0	0	0	14
LaCHANCE, Scott	NYI	9	0	3	3	4	MURRAY, Glen	Bos.	8	0	0	0	2
LADOUCEUR, Randy	Det., Hfd., Ana.	30	5	8	22	7	MURRAY, Troy	Chi., Wpg., Ott.	31	12	8	20	58
LaFONTAINE, Pat	NYI, Buf.	56	31	35	66	28	MURRAY, Dana	Hfd., Cgy., Van.	13	0	1	1	11
LAMB, Mark	Det., Edm., Ott.	16	3	2	5	28	MUSIL, Frank	Min., Cgy.	20	1	5	6	45
LAMMEUS, Hank	Ott.	2	1	0	1	2	NEDEV, Petr	Van.	7	2	0	2	8
LAPORTE, Claude	Det.	1	0	1	0	0	NEEL, Gem	Van., Bos.	26	16	17	33	62
LAPORTE, Martin	Ott.	1	0	0	0	0	NEMCHINOV, Sergei	NYR	18	4	10	4	8
LARIONOV, Igor	Van., S.J.	11	2	5	7	2	NICHOLLS, Bernie	L.A., NYR, Edm., N.J.	35	24	26	50	98
LARMER, Steve	Chi., NYI	34	16	26	40	20	NIEDERMAYER, Rob	Fla.	4	0	2	2	0
LAUER, Brad	NYI	26	1	0	2	22							
LAUS, Paul	Fla.	2	0	0	0	2							
LAVOIE, Dominic	L.A.	1	0	0	0	2							
LEACH, Steve	Was., Bos.	35	13	6	19	34							
LEBAU, Stephan	Mon., Ana.	12	1	1	0	0							
LeBLANC, John	Van., Wpg.	3	2	2	4	0							
LeCLAIR, John	Mon.	9	2	1	3	0							
LEDYARD, Grant	NYR, L.A., Was., Buf.	31	2	8	10	33							

LEADING SCORERS VS PENGUINS (1967-1994)

ALL-TIME LEADING SCORERS VS. PITTSBURGH

PLAYERS	TEAM(S)	GP	G	A	PTS	PIM	PP	SH	GW
1. CLARKE, Bobby	Philadelphia	76	44	64	108	67	9	6	6
2. TROTTIER, Bryan*	NY Islanders	82	47	58	105	58	18	2	5
3. GRETZKY, Wayne*	Edmonton/Los Angeles	42	40	65	105	12	5	3	6
4. DIONNE, Marcel	Det./LAK/NYR	82	41	62	103	40	8	2	4
5. LAFLEUR, Guy	Mtl./NYR/Que.	73	47	55	102	25	13	2	10
6. GARTNER, Mike*	Wsh./Min./NYR	88	55	43	98	108	20	2	6
7. PERREAULT, Gilbert	Buffalo	69	39	51	90	16	11	0	10
8. PARK, Brad	NYR/Bos./Det.	64	31	59	90	90	14	2	6
9. ESPOSITO, Phil	Boston/NY Rangers	65	40	44	84	54	16	1	8
10. SITTLER, Darryl	Tor./Phi./Det.	71	37	46	83	69	10	0	6
11. RATELLE, Jean	NY Rangers/Boston	67	31	46	77	12	6	0	5
12. MESSIER, Mark*	Edmonton/NY Rangers	52	21	54	75	115	5	1	3
13. BOSSY, Mike	NY Islanders	53	42	31	73	12	17	0	9
14. RIDLEY, Mike*	NY Rangers/Washington	60	32	41	73	37	14	0	2
15. STASTNY, Peter*	Quebec/New Jersey	51	32	40	72	33	12	1	3
16. PROPP, Brian*	Phi./Min./Hfd.	73	27	45	72	91	7	1	2
17. POTVIN, Denis	NY Islanders	74	11	61	72	117	8	0	2
18. BUCYK, John	Boston	54	15	56	71	6	3	0	2
19. GORING, Butch	Los Angeles/NY Islanders	80	34	37	71	12	9	6	3
20. MIKITA, Stan	Chicago	52	32	39	71	51	5	1	6
21. BARBER, Bill	Philadelphia	58	37	30	67	28	9	4	4
22. TONELLI, John	NY/LAK/Chi./Que.	63	25	42	67	46	6	3	4
23. MARUK, Denis	Cal./Cle./Min./Was.	57	32	34	66	74	8	1	1
24. LAFONTAINE, Pat*	NY Islanders/Buffalo	56	31	35	66	28	14	1	2
25. McDONALD, Lanny	Toronto/Calgary	53	27	39	66	36	7	1	2
26. LEMAIRE, Jacques	Montreal	63	27	38	65	6	6	2	7
27. MULLER, Kirk*	Montreal/New Jersey	60	22	43	65	112	14	0	2
28. HOWE, Mark*	Hfd./Phi./Det.	65	18	47	65	32	8	3	2
29. COURNOYER, Yvon	Montreal	54	28	36	64	8	7	0	8
30. HUNTER, Dale*	Quebec/Washington	67	22	42	64	212	8	0	1
31. SUTTER, Brent*	NY Islanders/Chicago	69	25	38	63	125	11	0	3
32. MAHOVLICH, Peter	Montreal	51	24	38	62	45	4	1	5
33. BOURQUE, Ray*	Boston	47	13	49	62	38	4	2	2
34. KERR, Tim	Phi./NYR/Hfd.	54	31	30	61	76	14	0	6
35. SHUTT, Steve	Montreal	58	28	33	61	28	6	0	2
36. TAYLOR, Dave*	Los Angeles	51	18	43	61	64	5	0	3
37. ORR, Bobby	Boston/Chicago	40	20	40	60	80	7	0	2
38. ROBINSON, Larry	Montreal/Los Angeles	72	11	49	60	38	3	0	1

INDIVIDUAL CATEGORY LEADERS

GAMES PLAYED	GOALS	ASSISTS	PENALTY MINUTES				
1. M. Gartner*	88	1. W. Gretzky*	65	1. S. Stevens*	266		
2. B. Trottier*	82	2. B. Clarke*	64	2. D. Hunter*	212		
M. Dionne	82	3. M. Dionne	62	3. R. Tocchet*	211		
4. B. Goring	80	4. D. Potvin	61	4. C. Nilan	195		
5. B. Clarke	76	5. M. Bossy	59	5. C. Vadnais	174		
R. Langway	76	6. M. Dionne	41	6. B. Trottier*	58	6. K. Daneyko*	173

TOP GOALIES VS PITTSBURGH

(300 Minute Minimum)

GOALTENDERS	TEAM(S)	GP	MIN	GA	GAA	SO	W-L-T
1. WAKELY, Ernie	St. Louis	11	595	17	1.71	5	7-2-1
2. PARENT, Bernie	Toronto/Philadelphia	36	2160	71	1.97	10	21-9-6
3. GAMBLE, Bruce	Philadelphia/Toronto	15	882	27	2.04	5	7-3-3
4. EDWARDS, Roy	Detroit	17	992	35	2.11	1	10-3-4
5. HALL, Glenn	St. Louis	11	660	24	2.18	1	5-2-3
6. GIACOMIN, Ed	NY Rangers/Detroit	32	1900	74	2.33	7	20-7-4
7. CROZIER, Roger	Buffalo	20	1055	42	2.39	1	10-1-6
8. RIGGIN, Pat	Atl./Cgy./Was./Bos.	14	840	34	2.43	2	9-2-3
9. PLANTE, Jacques	St. Louis	20	1107	45	2.44	1	10-6-3
10. CHEEVERS, Gerry	Boston	25	2300	94	2.45	3	15-5-5
11. ROY, Patrick*	Montreal	24	1428	60	2.52	0	14-6-4
12. ESPOSITO, Tony	Chicago	48	2880	124	2.58	5	30-11-6
13. DRYDEN, Ken	Montreal	21	1215	53	2.62	1	15-3-2
14. FROESE, Bob	Philadelphia/NY Rangers	26	1494	66	2.65	0	20-4-1
15. BOUCHARD, Dan	Atl./Cgy./Que./Wpg.	27	1532	71	2.78	2	15-9-3

INDIVIDUAL CATEGORY LEADERS

GAMES PLAYED	WINS	SHUTOUTS	SAVE PERCENTAGE		
1. R. Vachon	64	1. R. Vachon	34	1. E. Wakely	.937
2. T. Esposito	48	2. T. Esposito	30	2. B. Parent	.935
3. B. Smith	44	3. K. Hrudey*	22	E. Giacomini	.933
4. J. Vanbiesbrouck*	42	4. B. Parent	21	4. B. Gamble	.927
5. C. Maniago	39	B. Smith	21	C. Maniago	.922
6. G. Meloche	38	6. B. Froese	20	T. Esposito	.921
7. B. Parent	36	E. Giacomini	20	E. Wakely	.920

*=Active Player

PENGUINS



HISTORY and RECORDS

PENGUINS HALL OF FAME

In June of 1992, Jean Pronovost, Rick Kehoe and the late Bob Johnson were selected as the charter members of the Pittsburgh Penguins Hall of Fame. They were formally inducted on October 22 before the Pens-Detroit game at the Civic Arena. In March of 1994, Syl Apps was named to the Hall of Fame and will be formally inducted at a Penguins home game in December of 1994.

The Hall of Fame selection committee is made up of Dave Molinari of the Pittsburgh Post-Gazette, Tom McMillan of Penguins Report and WTAE Radio, Goose Goslin of KDKA Radio, Bob Grove of the Washington Observer Reporter, Penguins announcers Mike Lange and Paul Steigerwald and Cindy Himes, Harry Sanders and Phil Langan of the Penguins public relations staff.

BOB JOHNSON

Bob Johnson coached the Penguins to their first-ever Stanley Cup Championship in 1990-91. Johnson, an outstanding college coach and former head coach of the Calgary Flames, became head coach of the Penguins on June 12, 1990, and led Pittsburgh to its first-ever Patrick Division title, with 88 points. The Penguins then went on to win the Patrick Division playoff title and the Wales Conference Trophy to earn the club's first trip to the Stanley Cup Finals. The Penguins reached the mountaintop on May 25, 1991, with an 8-0 win at Minnesota, capturing the Stanley Cup. Johnson became only the second American-born coach to win the Cup. Only three short months later, he was stricken with brain tumors. And two months later, on November 26, 1991, he passed away at his home in Colorado. Thanks in large part to Coach Bob Johnson, it will always be "A Great Day for Hockey" in Pittsburgh.

JEAN PRONOVOST

Pronovost played 10 seasons with the Penguins (1968-69 to 1977-78) and has played in more Pens games than any other player (753). A right wing, Pronovost was the first Penguins' player to score 50 goals in a season (52 in 1975-76). He led the team in goal scoring five times and in points twice, and recorded 20 or more goals in nine of his 10 seasons with the Penguins, while playing in over 70 games in eight of those 10 seasons. Pronovost ranks second in club history with 316 goals, third in points (603), fifth in assists (287), second in game-winning goals (42) and third in power play goals (70). He represented the Penguins in the mid-season NHL All-Star Game on four occasions, and served as team captain during the 1977-78 season.

RICK KEHOE

Acquired from Toronto on September 13, 1974, Kehoe played 10 seasons with Pittsburgh (1974-75 to 1984-85). A right winger, he scored a career-high 55 goals in the 1980-81 season. Only Mario Lemieux has more goals in a single season with the Penguins. With Pittsburgh, Kehoe led the team in goals and points on three occasions. He recorded 25 or more goals in nine of his 10 seasons as a Penguin, while topping the 30-goal mark five times. With 636 points as a Penguin, Kehoe ranks second in club history in points, trailing only Lemieux, second in games played (722), third in goals (312), fourth in assists (324), third in power play goals (95), and second in hat tricks (8). He played in the NHL All-Star Game twice and won the Lady Byng Trophy in 1981.

SYL APPS

Apps was acquired by the Penguins from the New York Rangers, along with Sheldon Kannegiesser, in January of 1971 for current Edmonton Oilers General Manager Glen Sather. He spent six full seasons and part of two other seasons in Pittsburgh. He scored 151 goals and 349 assists for 500 points in 495 regular season games, and also had eight points in 19 playoff games. Apps led the team in scoring three times, and currently ranks sixth on the Penguins career list for goals scored (151), second in assists (349), tied for fourth in points (500), tied for ninth in games played (495), sixth in game-winning goals (20) and fifth in short-handed goals (11). He led the Penguins in assists five times, including 67 in the 1975-76 season when he had a career high 99 points (32-67-99). He was also the Most Valuable Player of the 1975 NHL All-Star Game in Montreal. For four years, Apps centered the Pens famous "Century Line" that included right wing Jean Pronovost and left wing Lowell MacDonald. The trio combined for 203 points and 84 goals in 1972-73, 239 points and 107 goals in 1973-74, 214 points and 94 goals in 1974-75 and 276 points and 114 goals in 1975-76.

PITTSBURGH PENGUINS HONORS AND AWARDS

PROFESSIONAL HOCKEY HALL OF FAME INDUCTEES

Andy Bathgate (1978)
Leo Boivin (1986)
William "Scotty" Bowman (1991)
Bob Johnson (1992)

U.S. HOCKEY HALL OF FAME

Bob Paradise (1989)
Bob Johnson (1991)
Jack Kelley (1993)

ART ROSS TROPHY

Mario Lemieux (1988,1989,1992,1993)

HART MEMORIAL TROPHY

Mario Lemieux (1988,1993)

LADY BYNG TROPHY

Rick Kehoe (1981)

CONN SMYTHE TROPHY

Mario Lemieux (1991,1992)

CALDER MEMORIAL TROPHY

Mario Lemieux (1985)

JAMES NORRIS TROPHY

Randy Carlyle (1981)

BILL MASTERTON TROPHY

Lowell MacDonald (1973)
Mario Lemieux (1993)

LESTER B. PEARSON AWARD

Mario Lemieux (1986,1988,1993)

NATIONAL HOCKEY LEAGUE SPONSORED AWARDS

DODGE PERFORMER OF THE YEAR

Mario Lemieux (1988,1989)

DODGE PERFORMANCE OF THE YEAR

Mario Lemieux (1988)

PRO SET NHL PLAYER OF THE YEAR

Mario Lemieux (1992)

NHL PLUS/MINUS LEADER

Mario Lemieux (1993)

DODGE RAM TOUGH AWARD

Mario Lemieux (1989)

NATIONAL HOCKEY LEAGUE FIRST TEAM ALL STAR

Randy Carlyle - D (1981)
Mario Lemieux - C (1988, 1989, 1993)
Paul Coffey - D (1989)
Kevin Stevens - LW (1992)

NATIONAL HOCKEY LEAGUE SECOND TEAM ALL STAR

Mario Lemieux - C (1986, 1987, 1992)
Paul Coffey - D (1990)
Kevin Stevens - LW (1991, 1993)
Tom Barrasso - G (1993)
Larry Murphy - D (1993)

NATIONAL HOCKEY LEAGUE ALL-ROOKIE TEAM

Mario Lemieux - C (1985)
Warren Young - LW (1985)
Zarley Zalapski - D (1989)
Jaromir Jagr - RW (1991)

100 POINT CLUB

Pierre Larouche (1975-76)
Jean Pronovost (1975-76)
Mario Lemieux (1984-85, 1985-86,
1986-87, 1987-88, 1988-89,
1989-90, 1991-92, 1992-93)
Rob Brown (1988-89)
Paul Coffey (1988-89, 1989-90)
Mark Recchi (1990-91)
Kevin Stevens (1991-92, 1992-93)
Rick Tocchet (1992-93)
Ron Francis (1992-93)

PENGUINS BANNER YEARS

1990-91 Patrick Division Champions
1990-91 Patrick Division Playoff Champions
1990-91 Wales Conference Champions
1990-91 Stanley Cup Champions
1991-92 Patrick Division Playoff Champions
1991-92 Wales Conference Champions
1991-92 Stanley Cup Champions
1992-93 NHL Regular Season Champions
1992-93 Patrick Division Champions
1993-94 Northeast Division Champions


PENGUINS RETIRED NUMBERS

#21 - Michel Briere


PENGUINS HALL OF FAME INDUCTEES

Jean Pronovost (1992)
Rick Kehoe (1992)
Bob Johnson (1992)
Syl Apps (1994)


HISTORY OF THE PENGUINS' UNIFORM



When the Pittsburgh Penguins made their NHL debut at the Civic Arena on October 11, 1967, the team wore the colors of dark blue, light blue, and white. Both the home (white) and away (light blue) uniforms simply had "Pittsburgh" written diagonally down the front of the sweater with three dark blue stripes around the sleeves and bottom. The logo, although not on the sweater, had a hockey-playing penguin in a scarf over an inverted triangle, symbolizing the golden triangle of downtown Pittsburgh. The penguin and triangle were set inside a circle bearing the team name.



In the following season, 1968-69, the uniforms were changed so that the logo appeared on the game sweaters. The logo remained essentially the same, although the penguin was no longer wearing a scarf. The white home sweater had a wide band of dark blue around each sleeve and the bottom while the light blue away sweater had bands of white trimmed in dark blue.



The uniforms were changed again four years later, in the 1972-73 season. The circle around the logo was removed, leaving only the penguin and triangle. Added to the uniforms were inserts of color on the shoulders.

On January 30, 1980, the Penguins wore the colors of black and gold for the first time. With the Steelers capturing their fourth Super Bowl title and the Pirates winning the World Series in the same year, the struggling Penguins hoped to gain some fan support by aligning their colors with the other teams in the "City of Champions."

Boston protested the color change to the NHL, arguing that black and gold had always been exclusively associated with the Bruins. However, the Penguins prevailed by virtue of a precedent set by the old Pittsburgh Hockey Club of the late 1920s, which wore black and gold. The Pens' new uniforms were the same design as the previous ones, with black replacing dark blue and gold replacing light blue. From the 1981-82 season through the 1984-85 season, the team alternated wearing gold sweaters with the white at home.



The black and gold uniforms remained unchanged until 1992-93. One year after buying the franchise, Howard Baldwin's group decided to modernize the penguin and triangle logo, gearing it more for the 90's. The white home sweaters feature the new logo on the front and gold shoulder inserts. The black away sweaters have the city's name diagonally down the front, much like the original uniforms, and the new logo on each shoulder.



Center Paul Gardner wears the black and gold uniform that replaced the blue during the 1979-80 season.




Penguins right wing Ken Schinkel is shown wearing the original uniform worn only during the 1967-68 season.



▲ The 1972-73 Penguins team displaying the first jersey with the logo without the circle.



Penguins defenseman Ulf Samuelsson wears the current home uniform with the modernized Penguins logo.



Michel Briere shown wearing the jersey with the first logo.

PENGUINS TEAM AWARDS

MICHEL BRIERE MEMORIAL TROPHY ROOKIE OF THE YEAR

The Michel Briere Memorial Trophy is awarded to the Penguins player judged to be the best rookie on the team. The trophy is in memory of the late Michel Briere, who was an outstanding rookie in his only season in Pittsburgh in 1969-70.

1967-68	Les Binkley	1981-82	Mike Bullard
1968-69	Jean Pronovost	1982-83	Dave Hannan
1969-70	Michel Briere	1983-84	Roberto Romano
1970-71	Greg Polis	1984-85	Mario Lemieux
1971-72	Dave Burrows	1985-86	Jim Johnson
1972-73	No Winner	1986-87	No Winner
1973-74	Ron Lalonde	1987-88	Rob Brown
1974-75	Pierre Larouche	1988-89	Zarley Zalapski
1975-76	No Winner	1989-90	Mark Recchi
1976-77	Greg Malone	1990-91	Jaromir Jagr
1977-78	Peter Lee	1991-92	Jim Paek
1978-79	Greg Millen & Rod Schutt	1992-93	Shawn McEachern
1979-80	Paul Marshall	1993-94	No Winner
1980-81	Mark Johnson		

BILL McCracken MEMORIAL AWARD UN Sung HERO

The Bill McCracken Memorial Award is presented to the team's Unsung Hero, a player who consistently gives 150 percent effort but receives little recognition.

1969-70	Val Fonteyne	1982-83	Andre St. Laurent
1970-71	Bob Blackburn	1983-84	Gary Rissling
1971-72	Duane Rupp	1984-85	Gary Rissling
1972-73	Lowell MacDonald	1985-86	Randy Cunneyworth & Dave Hannan
1973-74	Ron Schock	1986-87	Dan Frawley
1974-75	Gary Inness	1987-88	Dave Hunter
1975-76	Ron Stackhouse	1988-89	Bob Errey
1976-77	Wayne Bianchin	1989-90	Bob Errey & Troy Loney
1977-78	Dave Schultz	1990-91	Randy Gilhen
1978-79	George Ferguson	1991-92	Joe Mullen
1979-80	Russ Anderson	1992-93	Ron Francis
1980-81	Paul Gardner	1993-94	Joe Mullen
1981-82	Pat Boutette		



Ed Schultz and Bill McCracken Jr. present Joe Mullen with the 1993-94 Unsung Hero Award.

PENGUINS TEAM AWARDS

BOWSER PONTIAC LEADING POINT SCORER AWARD

The Bowser Pontiac Leading Point Scorer Award is presented to the player who scores the most points during the regular season.

1967-68	Andy Bathgate	1981-82	Rick Kehoe
1968-69	Ken Schinkel	1982-83	Doug Shedden
1969-70	Dean Prentice	1983-84	Mike Bullard
1970-71	Bryan Hextall	1984-85	Mario Lemieux
1971-72	Syl Apps	1985-86	Mario Lemieux
1972-73	Syl Apps	1986-87	Mario Lemieux
1973-74	Syl Apps	1987-88	Mario Lemieux
1974-75	Ron Schock	1988-89	Mario Lemieux
1975-76	Pierre Larouche	1989-90	Mario Lemieux
1976-77	Jean Pronovost	1990-91	Mark Recchi
1977-78	Jean Pronovost	1991-92	Mario Lemieux
1978-79	Greg Malone	1992-93	Mario Lemieux
1979-80	Rick Kehoe	1993-94	Jaromir Jagr
1980-81	Rick Kehoe		




With the scoring race so close, Gary Bowser and Ed Bloskis from Bowser Pontiac, Oldsmobile, Subaru and Isuzu present Jaromir Jagr and Ron Francis with the Leading Point Scorer Award. Jagr captured the award by edging out Francis 99-93 in the scoring race.

KOLMAN-ROLEX JEWELERS PLAYER'S PLAYER AWARD

The players hold a vote at the end of the season for the player they feel exemplifies leadership for the team, both on and off the ice, and a player who is dedicated to teamwork.

1968-69	Val Fonteyne	1981-82	Mike Bullard
1969-70	Jean Pronovost & Dean Prentice	1982-83	Pat Boutette
1970-71	Jean Pronovost	1983-84	Denis Herron
1971-72	Jean Pronovost	1984-85	Warren Young
1972-73	Lowell MacDonald	1985-86	Terry Ruskowski
1973-74	Jean Pronovost	1986-87	Dan Quinn & Randy Cunneyworth
1974-75	Ron Schock	1987-88	Mario Lemieux
1975-76	Jean Pronovost	1988-89	Randy Hillier
1976-77	Denis Herron	1989-90	Randy Hillier
1977-78	Denis Herron	1990-91	Mark Recchi
1978-79	Greg Malone	1991-92	Joe Mullen
1979-80	Rick Kehoe	1992-93	Mario Lemieux
1980-81	Rick Kehoe	1993-94	Ron Francis




Michael and Cali Vesley of Kolman-Rolax Jewelers present Ron Francis with the 1993-94 Player's Player Award.

PENGUINS TEAM AWARDS

FOODLAND MOST VALUABLE PLAYER AWARD

The Most Valuable Player Award is based on the overall contribution the player makes to the team.

1967-68	Les Binkley	1979-80	George Ferguson
1968-69	Keith McCreary	1980-81	Randy Carlyle
1969-70	Jean Pronovost	1981-82	Michel Dion
1970-71	Ron Schock	1982-83	Doug Shedden
1971-72	Jean Pronovost	1983-84	Mike Bullard
1972-73	Dave Burrows	1984-85	Mario Lemieux
1973-74	Syl Apps, Dave Burrows, Jean Pronovost, Lowell MacDonald	1985-86	Mario Lemieux
		1986-87	Mario Lemieux
1974-75	Ron Schock & Ron Stackhouse	1987-88	Mario Lemieux
		1988-89	Mario Lemieux
1975-76	Pierre Larouche	1989-90	Mario Lemieux
1976-77	Dunc Wilson	1990-91	Mark Recchi
1977-78	Pete Mahovlich	1991-92	Mario Lemieux
1978-79	Ron Stackhouse & Orest Kindrachuk	1992-93	Mario Lemieux
		1993-94	Ron Francis




Randy Deuser and Konrad Stephenites from Foodland present the Penguins Most Valuable Player Award to center Ron Francis.

BOOSTER CLUB AWARD

The Penguins Booster Club makes an annual presentation known as the Three Star Award. Booster Club members vote for three stars after every home game and tally their votes at the end of the regular season for the winner.

1974-75	Vic Hadfield	1985-86	Mario Lemieux
1975-76	Dave Burrows	1986-87	Mario Lemieux
1976-77	Dunc Wilson	1987-88	Mario Lemieux
1977-78	Denis Herron	1988-89	Mario Lemieux
1978-79	Randy Carlyle	1989-90	Mario Lemieux
1979-80	George Ferguson	1990-91	Mark Recchi
1980-81	Randy Carlyle	1991-92	Mario Lemieux
1981-82	Michel Dion	1992-93	Mario Lemieux
1982-83	Michel Dion	1993-94	Ron Francis
1983-84	Mike Bullard		
1984-85	Mario Lemieux		




Booster Club members Jeanne Ley and Kathy Luketic present the Booster Club Award to Ron Francis.

PENGUINS TEAM AWARDS

BAZ BASTIEN MEMORIAL "GOOD GUY" AWARD

The Good Guy Award is presented by the Pittsburgh Chapter of the Professional Hockey Writers Association to the player who the local members of the PHWA want to acknowledge for his cooperation throughout the year. The award is presented in memory of the late Aldege "Baz" Bastien, Penguins General Manager from 1976 to 1983.

1983-84	Gary Rissling	1989-90	Troy Loney
1984-85	Gary Rissling	1990-91	Phil Bourque
1985-86	Terry Ruskowski	1991-92	Larry Murphy
1986-87	Dan Frawley	1992-93	Kevin Stevens
1987-88	Randy Cunneyworth	1993-94	Joe Mullen
1988-89	Jim Johnson		




Tom Long from Molson Breweries USA presents the 1993-94 Good Guy Award to Joe Mullen.

DONADEO-SULLIVAN MEMORIAL AWARD MASTERTON NOMINEE

The Pittsburgh Chapter of the Professional Hockey Writers Association votes for the Pittsburgh Penguins Masterton nominee. Each NHL team selects a Masterton candidate from which the overall winner is chosen. The Masterton candidate is nominated as the player who best exemplifies the qualities of perseverance, sportsmanship and dedication to hockey.

1982-83	Greg Malone	1988-89	Phil Bourque
1983-84	Denis Herron	1989-90	Mario Lemieux
1984-85	Gary Rissling & Warren Young	1990-91	Mario Lemieux
1985-86	Terry Ruskowski	1991-92	Joe Mullen
1986-87	Randy Cunneyworth	1992-93	Mario Lemieux
1987-88	Randy Hillier	1993-94	Kevin Stevens



Ron Beeman from Smithkline Beecham presents Kevin Stevens with the Penguins Masterton Nominee Award.

PENGUINS TEAM AWARDS

THE EDWARD J. DeBARTOLO AWARD

The Edward J. DeBartolo Award recognizes the player who has donated a tremendous amount of time during the season working on community and charity projects.

- 1991-92 Troy Loney & Phil Bourque
- 1992-93 Jim Paek & Shawn McEachern
- 1993-94 Ken Wregget & Tom Barrasso




Ken Wregget and Tom Barrasso receive their Community Service Awards from Tony Liberati, senior vice president for corporate planning and finance for the Edward J. DeBartolo Corporation.

DEFENSIVE PLAYER OF THE YEAR AWARD

The Defensive Player of the Year Award recognizes the player who excelled defensively for the team.

- 1992-93 Tom Barrasso
- 1993-94 Ulf Samuelsson



Kathy Gambridge from Pizza Hut presents Ulf Samuelsson with the Penguins Defensive Player of the Year Award.

Ryan Smart of Meadville Wins 1994 Bob Johnson Scholarship


The Johnson Scholarship was started in 1992 and is presented annually to a Western Pennsylvania high school senior for academic excellence, community involvement and for providing leadership, sportsmanship and a positive attitude as a member of his school's hockey program. Students must have a minimum grade point average of 3.20 to qualify for the scholarship.

Smart, a 6-1, 175 pound center, has been a standout performer at Meadville since his freshman season when he registered 30 goals and 30 assists for 60 points. He had 45 goals and 63 assists for a then school record 108 points as a sophomore and set school marks for goals (58) and points (123) as a junior. Meadville won the State title in both 1992 and 1993.

This year, Smart scored 58 goals and 52 assists for 110 points as Meadville again won the regular season Lake Shore title and their third consecutive State championship. With this year's performance, Smart became the school's career leader in goals scored (191), assists (210) and total points (401). In addition, he has been named to the Tri-State Area Hockey Association Top Twenty on three occasions, has played in four TAHA All-Star games, was named to the USA Hockey Select 17 team at Lake Placid in 1992 and has played in the prestigious "Hockey Night In Boston" program for the past two summers.

Smart has been accepted at Cornell University and will enter his freshman year this fall. He is the first western Pennsylvania player to go directly to a Division I college right out of high school. Academically, Smart is ranked fifth out of 228 students in his senior class at Meadville. He has a 5.50 grade point average – out of a possible 6.00 – and has been a high honor roll student since seventh grade. He will major in nutritional sciences at Cornell as part of a pre-med curriculum. Smart was selected by the New Jersey Devils in the 1994 Entry Draft in the sixth round.

ON THIS DATE IN PENGUINS HISTORY



The Penguins celebrate their first Stanley Cup Championship in 1991.

June 5, 1967 - Pittsburgh Penguins franchise joins the National Hockey League.

October 11, 1967 - Penguins first NHL game was played at the Civic Arena vs Montreal. Penguins lose to Montreal, 2-1, with 9,307 fans on hand. Andy Bathgate scores the Penguins first goal.

October 13, 1967 - Penguins record first victory as they defeat St. Louis, 3-1, on the road.

October 18, 1967 - Andy Bathgate records first hat trick in club history vs Minnesota.

November 4, 1967 - Les Binkley records the club's first shutout (1-0) vs California.

February 3, 1968 - Penguins first sellout at Civic Arena vs Toronto (12,563).

March 22, 1968 - Donald Parsons heads a Michigan group which purchases 80% of the Penguins franchise.

April 1, 1970 - Penguins defeat Philadelphia, 4-1, to clinch second place in the Western Division, putting them in the playoffs for the first time.

April 8, 1970 - Penguins defeat Oakland, 2-1, in club's first playoff game.

May 21, 1970 - Jack Riley, club's general manager for first three years, is promoted to president and coach Red Kelly is promoted to general manager/coach.

March 3, 1971 - Les Binkley records his 11th career shutout with Penguins which is still a club record.

April 13, 1971 - Michel Briere dies from injuries suffered in an auto accident on May 15, 1970.

April 21, 1971 - Thayer Potter heads a Pittsburgh group which buys team.

January 29, 1972 - Red Kelly steps down as general manager but remains coach and Jack Riley regains general manager duties.

January 30, 1973 - Greg Polis wins MVP honors at NHL All-Star Game in New York after scoring two goals.

January 13, 1974 - Jack Button named general manager of Penguins.

January 22, 1975 - Syl Apps named MVP in NHL All-Star Game in Montreal after scoring two goals.

February 22, 1975 - Penguins defeat St. Louis, 3-2, to establish a 20-game home unbeaten streak which is still a club record.

June 13, 1975 - Pittsburgh Penguins declare bankruptcy.

July 11, 1975 - Albert Savill, Otto Frenzel and Wren Blair buy Penguins.

July 29, 1975 - Marc Boileau rehired as coach.

March 24, 1976 - Jean Pronovost becomes the first Penguin to score 50 goals in a season and Pierre Larouche becomes first Penguin to record 100 points in one season vs Boston.

December 3, 1976 - Aldege "Baz" Bastien named club's general manager.

October 19, 1977 - Bob Prince debuts as the club's television play-by-play announcer.

April 5, 1978 - Edward J. DeBartolo takes control of the club, having purchased one-third of the franchise the year before.

April 14, 1979 - George Ferguson scores in OT to eliminate Buffalo in preliminary round of playoffs.

January 3, 1980 - Penguins defeat NYI, 4-3, to gain first place in the Norris Division for the first time in club history.

ON THIS DATE IN PENGUINS HISTORY

January 30, 1980 - Black & gold uniform worn for first time vs St. Louis.

December 13, 1980 - Paul Gardner becomes first Penguin player to score four goals in one game in a 6-5 loss to Philadelphia.

April 15, 1981 - Mike Crombeen scores at 5:16 of second OT period to lead St. Louis to 4-3 win in the deciding game of the preliminary round of the playoffs.

June 3, 1981 - Randy Carlyle named to NHL First All-Star Team.

June 4, 1981 - Randy Carlyle wins the Norris Trophy as the league's best defenseman and Rick Kehoe wins the Lady Byng Trophy as the player who combined sportsmanship with a high standard of play.

July 1, 1981 - Edward J. DeBartolo takes over the Civic Arena.

February 21, 1982 - Penguins defeat the NYI, 4-3, to break their then NHL Record 15-game winning streak.

April 13, 1982 - John Tonelli scores at 6:10 of OT to give the NY Islanders a 4-3 win in the deciding game of the preliminary round of the playoffs.

March 15, 1983 - General Manager Baz Bastien dies as a result of an auto accident.

May 27, 1983 - Ed Johnston is promoted to general manager.

June 9, 1984 - Penguins draft Mario Lemieux, Doug Bodger & Roger Belanger in first round of Entry Draft marking the only time in club history that Pittsburgh selected more than one player in the first round. It is also the only time that the Penguins have chosen first overall.

June 19, 1984 - Mario Lemieux signs a contract with the Penguins.

February 12, 1985 - Mario Lemieux is named MVP in NHL All-Star Game in Calgary after scoring two goals and one assist.

April 7, 1985 - Mario Lemieux scores his 100th point to become third rookie in NHL History to score 100 or more points in a season.

June 12, 1985 - Mario Lemieux wins the Calder Memorial Trophy as the NHL's top rookie.

May 26, 1986 - Mario Lemieux wins the Lester B. Pearson Award presented by Players' Association to the Outstanding Player in the NHL.

October 22, 1986 - Penguins defeat Buffalo, 5-4, in OT to extend their club record beginning of the season winning streak to seven games.

January 30, 1987 - Civic Arena hosts its first AHL Game since 1966 as Baltimore defeats Sherbrooke, 4-3.

May 11, 1987 - Penguins and Baltimore Skipjacks agree to terminate their working agreement.

May 26, 1987 - Penguins and Muskegon Lumberjacks of IHL sign a working agreement.

February 9, 1988 - Mario Lemieux is named MVP in NHL All-Star Game in St. Louis after scoring three goals, including the game winner in OT, and three assists.

April 14, 1988 - Tony Esposito is hired by Penguins and assumes duties of vice-president & general manager.

June 8, 1988 - Mario Lemieux wins the Art Ross Trophy as the NHL's leading scorer and Hart Memorial Trophy as the league's MVP, thus becoming the first Penguin to win either award.

June 15, 1988 - Mario Lemieux wins the Lester B. Pearson Award for the second time in his career.

December 31, 1988 - Mario Lemieux becomes the first player in NHL history to score a goal at even strength, on the power play, short-handed, on a penalty shot and into an empty net in one game.

April 25, 1989 - Mario Lemieux ties two NHL Playoff Records with five goals and eight points in one playoff game vs Philadelphia in the Penguins 10-7 win.

June 7, 1989 - Mario Lemieux wins his second consecutive Art Ross Trophy as the league's top scorer with 199 points.

December 5, 1989 - Craig Patrick is named general manager/head coach replacing Tony Esposito and Gene Ubriaco.

January 21, 1990 - Pittsburgh's Civic Arena plays host to the NHL All-Star Game for the first time and Penguin center Mario Lemieux wins the MVP award. Lemieux scores four goals on his way to his third All-Star MVP award.

February 14, 1990 - Mario Lemieux's 46-game point scoring streak is halted at the NY Rangers as he leaves the game midway in the second period with a back injury. Lemieux would miss the next 21 games before returning for the final game of the year.

June 12, 1990 - Bob Johnson is hired as the head coach and Scott Bowman is named as director of development and recruitment.

March 26, 1991 - Penguins win their first division title, capturing the Patrick Division Title with a 7-4 win at Detroit.

April 25, 1991 - With a 4-1 win vs Washington, the Penguins win their first Patrick Division Playoff Championship.

May 11, 1991 - The Penguins earn the right to play in their first Stanley Cup championship series, beating the Boston Bruins to capture their first ever Wales Conference Championship.

May 25, 1991 - With an 8-0 victory over the Minnesota North Stars, the Penguins become Stanley Cup Champions for the first time in their 24-year history.

ON THIS DATE IN PENGUINS HISTORY

June 24, 1991 - The Penguins visit the White House and meet President George Bush, the first NHL team invited to the White House.

August 29, 1991 - Penguins head coach Bob Johnson is diagnosed with brain tumors, and has emergency surgery that night.

October 1, 1991 - Scott Bowman is named interim head coach.

October 19, 1991 - Stanley Cup Championship Banners are raised at the Civic Arena in a pre-game ceremony.

November 19, 1991 - The National Hockey League confirms Howard Baldwin, Morris Belzberg and Thomas Ruta as new Penguins ownership.

November 26, 1991 - Bob Johnson passes away at his home in Colorado Springs, CO at the age of 60.

January 18, 1992 - Pittsburgh has a record five players in the NHL All-Star Game at Philadelphia. Mario Lemieux, Kevin Stevens, Jaromir Jagr and Paul Coffey are named to the starting Wales Conference lineup while Bryan Trottier is added to the team in the veterans category.

January 30, 1992 - Craig Patrick is signed to a five-year contract as the general manager and executive vice president.

April 1, 1992 - NHL players go on strike.

April 10, 1992 - NHL players' strike ends.

April 12, 1992 - NHL games resume after the conclusion of the players' strike.

May 13, 1992 - Penguins defeat the NY Rangers in six games to capture the Patrick Division Playoff Title.

May 23, 1992 - Penguins defeat the Boston Bruins in four games to win the Wales Conference Championship for the second consecutive season.

June 1, 1992 - Penguins defeat the Chicago Blackhawks in four games to win back-to-back Stanley Cup Championships.

June 11, 1992 - Paul Martha joins a Pittsburgh law firm but remains Penguins' general counsel.

June 12, 1992 - Penguins unveil new team logo at a press conference.

June 23, 1992 - Bob Johnson, Rick Kehoe and Jean Pronovost are named charter members of the Penguins Hall of Fame.

October 5, 1992 - Mario Lemieux signs a multi-year contract.

October 8, 1992 - Stanley Cup Banners are raised in a pre-game ceremony at the Civic Arena.

October 22, 1992 - Formal induction ceremonies of the Charter members of the Penguins Hall of Fame are held before game with Detroit.

January 12, 1993 - The Penguins announce that Mario Lemieux has been diagnosed with Hodgkin's disease.

March 2, 1993 - Mario Lemieux returns to the Penguins lineup in Philadelphia after missing the previous 23 games.

March 28, 1993 - The Penguins win their second Patrick Division Title with a 4-1 victory at Washington.

April 3, 1993 - Penguins win their first ever Presidents' Trophy as the NHL's best team with a 5-3 win at Quebec.

April 9, 1993 - Penguins set NHL record for the longest winning streak in NHL history, with their 16th consecutive win, a 10-4 victory at the NY Rangers. The Penguins extend the record to 17 games with a 4-2 win vs the Rangers on April 10.

May 14, 1993 - David Volek scores at 5:16 of OT to give the NY Islanders a 4-3 win in the deciding game of the Patrick Division Finals.

June 15, 1993 - Jack Kelley named Penguins president.

June 17, 1993 - Mario Lemieux wins the Hart Memorial Trophy, the Art Ross Trophy, the Masterton Trophy and the Lester B. Pearson Award.

June 17, 1993 - Mario Lemieux is named to the NHL First All-Star Team, while Tom Barrasso, Larry Murphy and Kevin Stevens are named to the NHL's Second All-Star Team.

June 29, 1993 - The Penguins and the Russian Central Army Team announce working agreement.

March 30, 1994 - Syl Apps is named to the Penguins Hall of Fame.

April 11, 1994 - The Penguins win their first Northeast Division Title, with a 4-0 win at Ottawa.

May 4, 1994 - Roy Mlakar is named chief operating officer of Pittsburgh Sports Associates Holding Company.

May 4, 1994 - The Penguins announce plans to build a practice and training facility located in the Southpointe development project in Washington County.

June 28, 1994 - Disney Sports Enterprises, Inc. joins in a three-way working agreement with the Penguins and Central Red Army Hockey Team.

June 29, 1994 - Penguins announce an advisory board to consist of Connecticut Governor Lowell P. Wiecker, Jr., actor Michael Keaton, KBL General Manager Bill Craig, Pittsburgh attorney Paul Martha, and businessmen Mike Farrell, Tony Liberati, Bernard S. Mars and Bruce Robbins.

PENGUINS IN THE NHL ALL-STAR GAME

SEASON	TEAM	SITE	PLAYER	G #MIN	A	PTS #GA
1993-94	Eastern	New York (MSG)	Jaromir Jagr \$	-	-	-
	Eastern	New York (MSG)	Larry Murphy	0	0	0
1992-93	Eastern	New York (MSG)	Joe Mullen	1	1	2
	Wales	Montreal	Mario Lemieux \$	-	-	-
1991-92	Wales	Montreal	Kevin Stevens *	1	2	3
	Wales	Montreal	Jaromir Jagr *	1	1	2
1990-91	Wales	Montreal	Rick Tocchet &	2	0	2
	Wales	Philadelphia	Mario Lemieux *	0	1	1
1989-90	Wales	Philadelphia	Paul Coffey *	0	0	0
	Wales	Philadelphia	Kevin Stevens *	1	0	1
1988-89	Wales	Philadelphia	Jaromir Jagr *	0	1	1
	Wales	Philadelphia	Bryan Trottier	1	0	1
1987-88	Wales	Chicago	Paul Coffey *	0	0	0
	Wales	Chicago	John Cullen	0	1	1
1986-87	Wales	Chicago	Mark Recchi	0	0	0
	Wales	Chicago	Kevin Stevens	1	0	1
1985-86	Wales	Pittsburgh	Paul Coffey	0	2	2
	Wales	Pittsburgh	Mario Lemieux* (MVP)	4	0	4
1984-85	Wales	Edmonton	Rob Brown	0	0	0
	Wales	Edmonton	Paul Coffey *	0	0	0
1983-84	Wales	Edmonton	Mario Lemieux *	1	1	2
	Wales	Edmonton	Paul Coffey *	0	0	0
1982-83	Wales	St. Louis	Mario Lemieux * (MVP)	3	3	6
	Wales	St. Louis	Mario Lemieux * (2 games)	0	3	3
1981-82	NHL All-Stars	Quebec	Mario Lemieux *	0	0	0
	Wales	Hartford	Mario Lemieux * (MVP)	2	1	3
1980-81	Wales	Calgary	Mario Lemieux *	0	0	0
	Wales	New Jersey	Mike Bullard	0	0	0
1979-80	Wales	Long Island	Rick Kehoe	0	0	0
	Wales	Washington	Randy Carlyle	0	1	1
1978-79	Wales	Washington	Michel Dion	30	0	2
	Wales	Los Angeles	Randy Carlyle	0	0	0
1977-78	Wales	Los Angeles	Rick Kehoe	0	1	1
	Wales	Detroit	Ron Stackhouse	1	0	1
1976-77	NHL All-Stars	New York (MSG)	No Penguin Selected			
	Wales	Buffalo	Jean Pronovost	0	0	0
1975-76	Wales	Vancouver	Jean Pronovost	0	0	0
	Wales	Philadelphia	Dave Burrows	0	0	0
1974-75	Wales	Philadelphia	Pierre Larouche	0	0	0
	Wales	Philadelphia	Jean Pronovost	0	0	0
1973-74	Wales	Montreal	Syl Apps (MVP)	2	0	2
	Wales	Montreal	Jean Pronovost	0	0	0
1972-73	Western	Chicago	Dave Burrows	0	0	0
	Western	Chicago	Lowell MacDonald	1	1	2
1971-72	Western	Chicago	Al McDonough	1	0	1
	Western	New York (MSG)	Lowell MacDonald	0	1	1
1970-71	Western	New York (MSG)	Greg Polis (MVP)	2	0	2
	Western	Bloomington	Greg Polis	0	0	0
1969-70	Western	Bloomington	Greg Polis	0	0	0
	Western	Boston	Greg Polis	0	0	0
1968-69	Western	St. Louis	Dean Prentice	1	0	1
	Western	St. Louis	Bob Woytowich	0	1	1
1967-68	Western	Montreal	Bob Woytowich	0	1	1
	NHL All-Stars	Montreal	Ken Schinkel	0	0	0
	NHL All-Stars	Toronto	Ken Schinkel	0	0	0

* Voted to the starting lineup

\$ Voted to the starting lineup, but missed the game due to injury

& Named to replace Mario Lemieux

(Fan Balloting began in the 1985-86 season)

PENGUINS OLYMPIANS

Player	Represented	Year	Finish
Shawn McEachern	USA	1992	4th
Greg Brown	USA	1988 & 1992	7th, 4th
Scott Young	USA	1988	7th
Kevin Stevens	USA	1988	7th
Zarley Zalapski	Canada	1988	4th
Jiri Hrdina	Czechoslovakia	1988	6th
Scott Bjugstad	USA	1984	7th
Arto Javanainen	Finland	1984	6th
Petteri Lehto	Finland	1984	6th
Darren Lowe	Canada	1984	4th
Mark Johnson	USA	1980	1st (GOLD)
Mike Ramsey	USA	1980	1st (GOLD)
Bob Paradise	USA	1968	6th
Craig Patrick	USA	1980	Asst. Coach (1st)
Bob Johnson	USA	1976	Coach (5th)

PENGUINS PERSONNEL

PITTSBURGH PENGUINS GENERAL MANAGERS

1. Jack Riley June 6, 1967 to May 1970
2. Red Kelly May 1970 to January 29, 1972
3. Jack Riley January 29, 1972 to January 13, 1974
4. Jack Button January 13, 1974 to July 1975
5. Wren Blair July 1975 to December 3, 1976
6. Baz Bastien December 3, 1976 to March 15, 1983
7. Ed Johnston May 27, 1983 to April 14, 1988
8. Tony Esposito April 14, 1988 to December 5, 1989
9. Craig Patrick December 5, 1989 to present.

PITTSBURGH PENGUINS HEAD COACHES

1. Red Sullivan June 6, 1967 to March 31, 1969
2. Red Kelly July 2, 1969 to January 13, 1973
3. Ken Schinkel January 13, 1973 to February 6, 1974
4. Marc Boileau February 6, 1974 to January 17, 1976
5. Ken Schinkel January 17, 1976 to May 19, 1977
6. Johnny Wilson June 13, 1977 to May 8, 1980
7. Ed Johnston July 15, 1980 to July 20, 1983
8. Lou Angotti July 20, 1983 to June 4, 1984
9. Bob Berry June 4, 1984 to April 13, 1987
10. Pierre Creamer June 4, 1987 to June 14, 1988
11. Gene Ubriaco June 28, 1988 to December 5, 1989
12. Craig Patrick December 5, 1989 to June 12, 1990
13. Bob Johnson June 12, 1990 to November 26, 1991
14. Scott Bowman October 1, 1991 to May 28, 1993
15. Ed Johnston June 22, 1993 to present.

PITTSBURGH PENGUINS TEAM CAPTAINS

1967-68	Ab McDonald	1983-84	Randy Carlyle
1968-69	No Captain	1984-85	Mike Bullard
1969-70	No Captain	1985-86	Mike Bullard
1970-71	No Captain	1986-87	Mike Bullard
1971-72	No Captain		Terry Ruskowski
1972-73	No Captain	1987-88	Dan Frawley
1973-74	Ron Schock		Mario Lemieux
1974-75	Ron Schock	1988-89	Mario Lemieux
1975-76	Ron Schock	1989-90	Mario Lemieux
1976-77	Ron Schock	1990-91	Randy Hillier
1977-78	Jean Pronovost		John Cullen
1978-79	Orest Kindrachuk		Paul Coffey
1979-80	Orest Kindrachuk		Mario Lemieux
1980-81	Orest Kindrachuk	1991-92	Mario Lemieux
1981-82	Randy Carlyle	1992-93	Mario Lemieux
1982-83	Randy Carlyle	1993-94	Mario Lemieux

PRESIDENTS: Jack E. McGregor (1967-70), Jack Riley (1970-72), Wren Blair (1975-77), Vince Bartimo (1977-81), Edward J. DeBartolo, Sr. (1981-88), Marie DeBartolo York (1988-91), Howard Baldwin (1991-93), Jack Kelley (1993-present).

SCOUTS: Edgar Brenchley (1967-70 & 1971-73), Rudy Migay (1967-68 & 1971-75), Ken Carson (1967-68), George "Red" Sullivan (1969-70), Dave Lucas (1969-75), Clare Rothermel (1969-75 & 1977-84), Ron Marlow (1971-72), Dick Coss (1971-72), Gerry Brown (1971-74), Jack Riley (1974-75), Ken Schinkel (1974-76), Gerald Blair (1976-77), Billy Taylor (1979-86), Albert Mandanici (1981-88), Lou Angotti (1984-86), Bruce Haralson (1984-89), John Gill (1985-present), Paul Goulet (1986-88), Doug Wood (1986-88), Fred Gore (1987-89), Greg Malone (1988-present), Les Binkley (1989-present), Charlie Hodge (1989-present), Doug McCauley (1989-91), Ralph Cox (1989-present), Gilles Meloche (1990-present), Pierre McGuire (1990-91), Mark Kelley (1993-present).

PENGUINS COACHES & RECORDS

YEAR	COACH	GP	W	L	T	PTS	GF	GA	PCT.
1967-68	Red Sullivan	74	27	34	13	67	195	216	.453
	(Home)	37	15	12	10	40	115	101	.541
	(Road)	37	12	22	3	27	80	115	.365
Fifth in Western Division - 10th of 12 teams - Did not make playoffs									
1968-69	Red Sullivan	76	20	45	11	51	189	252	.336
	(Home)	38	12	20	6	30	99	113	.395
	(Road)	38	8	25	5	21	90	139	.276
Fifth in Western Division - 11th of 12 teams - Did not make playoffs									
1969-70	Red Kelly	76	26	38	12	64	182	238	.421
	(Home)	38	17	13	8	42	105	108	.553
	(Road)	38	9	25	4	22	77	130	.289
Second in Western Division - 7th of 12 teams - Eliminated Oakland, 4-0, in Quarterfinals; Lost to St. Louis, 4-2, in Semifinals									
1970-71	Red Kelly	78	21	37	20	62	221	240	.397
	(Home)	39	18	12	9	45	126	92	.576
	(Road)	39	3	25	11	17	95	148	.218
Sixth in Western Division - 11th of 14 teams - Did not make playoffs									
1971-72	Red Kelly	78	26	38	14	66	220	258	.423
	(Home)	39	18	15	6	42	132	125	.538
	(Road)	39	8	23	8	24	88	133	.308
Fourth in Western Division - 9th of 14th teams - Lost to Chicago, 4-0, in Quarterfinals									
1972-73	TOTAL	78	32	37	9	73	257	265	.468
	Red Kelly	42	17	19	6	40	144	137	.476
	(Home)	20	12	6	2	26	84	56	.650
	(Road)	22	5	13	4	14	60	81	.318
	Ken Schinkel	36	15	18	3	33	113	128	.458
	(Home)	19	12	5	2	26	66	48	.684
(Road)	17	3	13	1	7	47	80	.206	
Ken Schinkel replaced Red Kelly on January 13, 1973									
Fifth in Western Division - 10th of 16 teams - Did not make playoffs									
1973-74	TOTAL	78	28	41	9	65	242	273	.417
	Ken Schinkel	50	14	31	5	33	138	185	.330
	(Home)	26	7	16	3	17	69	87	.327
	(Road)	24	7	15	2	16	69	98	.333
	Marc Boileau	28	14	10	4	32	104	88	.571
	(Home)	13	8	2	3	19	55	29	.731
(Road)	15	6	8	1	13	49	59	.433	
Marc Boileau replaced Ken Schinkel on February 6, 1974									
Fifth in Western Division - 11th of 16 teams - Did not make playoffs									
1974-75	Marc Boileau	80	37	28	15	89	326	289	.556
	(Home)	40	25	5	10	60	192	113	.750
	(Road)	40	12	23	5	29	134	176	.363
Third in Norris Division - 6th of 18 teams - Eliminated St. Louis, 2-0, in Preliminary Round; Lost to NY Islanders, 4-3, in Quarterfinals									
1975-76	TOTAL	80	35	33	12	82	339	303	.513
	Marc Boileau	43	15	23	5	35	161	181	.407
	(Home)	18	9	6	3	21	83	74	.583
	(Road)	25	6	17	2	14	78	107	.280
	Ken Schinkel	37	20	10	7	47	178	122	.635
	(Home)	22	14	5	3	31	113	63	.765
(Road)	15	6	5	4	16	65	59	.533	
Ken Schinkel replaced Marc Boileau on January 17, 1976 - Third in Norris Division - 8th of 18 teams - Lost to Toronto, 2-1, in Preliminary Round									
1976-77	Ken Schinkel	80	34	33	13	81	240	252	.506
	(Home)	40	22	12	6	50	139	119	.625
	(Road)	40	12	21	7	31	101	133	.386
Third in Norris Division - 7th of 18 teams - Lost to Toronto, 2-1, in Preliminary Round									
1977-78	Johnny Wilson	80	25	37	18	68	254	321	.425
	(Home)	40	16	15	9	41	143	147	.513
	(Road)	40	9	22	9	27	111	174	.338
Fourth in Norris Division - 12th of 18 teams - Did not make playoffs									
1978-79	Johnny Wilson	80	36	31	13	85	281	279	.531
	(Home)	40	23	12	5	51	152	120	.638
	(Road)	40	13	19	8	34	129	159	.425
Second in Norris Division - 8th of 18 teams - Eliminated Buffalo, 2-1, in Preliminary Round; Lost to Boston, 4-0, in Quarterfinals									
1979-80	Johnny Wilson	80	30	37	13	73	251	303	.456
	(Home)	40	20	13	7	47	145	134	.588
	(Road)	40	10	24	6	26	106	169	.325
Third in Norris Division - 13th of 21 teams - Lost to Boston, 3-2, in Preliminary Round									
1980-81	Eddie Johnston	80	30	37	13	73	302	345	.456
	(Home)	40	21	16	3	45	160	154	.563
	(Road)	40	9	21	10	28	142	191	.350
Third in Norris Division - 15th of 21 teams - Lost to St. Louis, 3-2, in Preliminary Round									

PENGUINS COACHES & RECORDS

YEAR	COACH	GP	W	L	T	PTS	GF	GA	PCT.
1981-82	Eddie Johnston	80	31	36	13	75	310	337	.469
	(Home)	40	21	11	8	50	167	143	.625
	(Road)	40	10	25	5	25	143	194	.313
Fourth in Patrick Division - 12th of 21 teams - Lost to NY Islanders, 3-2, in Preliminary Round									
1982-83	Eddie Johnston	80	18	53	9	45	257	394	.281
	(Home)	40	14	22	4	32	134	170	.400
	(Road)	40	4	31	5	13	123	224	.163
Sixth in Patrick Division - 21st of 21 teams - Did not make playoffs									
1983-84	Lou Angotti	80	16	58	6	38	254	390	.238
	(Home)	40	7	29	4	18	132	182	.225
	(Road)	40	9	29	2	20	122	208	.250
Sixth in Patrick Division - 21st of 21 teams - Did not make playoffs									
1984-85	Bob Berry	80	24	51	5	53	276	385	.331
	(Home)	40	17	20	3	37	150	171	.463
	(Road)	40	7	31	2	16	126	214	.200
Sixth in Patrick Division - 20th of 21 teams - Did not make playoffs									
1985-86	Bob Berry	80	34	38	8	76	313	305	.475
	(Home)	40	20	15	5	45	155	133	.563
	(Road)	40	14	23	3	31	158	172	.388
Fifth in Patrick Division - 15th of 21 teams - Did not make playoffs									
1986-87	Bob Berry	80	30	38	12	72	297	290	.450
	(Home)	40	19	15	6	44	164	145	.550
	(Road)	40	11	23	6	28	133	145	.350
Fifth in Patrick Division - 14th of 21 teams - Did not make playoffs									
1987-88	Pierre Creamer	80	36	35	9	81	319	316	.506
	(Home)	40	22	12	6	50	171	140	.625
	(Road)	40	14	23	3	31	148	176	.388
Sixth in Patrick Division - 12th of 21 teams - Did not make playoffs									
1988-89	Gene Ubriaco	80	40	33	7	87	347	349	.544
	(Home)	40	24	13	3	51	185	159	.638
	(Road)	40	16	20	4	36	162	190	.450
Second in Patrick Division - 6th of 21 teams - Eliminated NY Rangers, 4-0, in Division Semi-Finals; Lost to Philadelphia, 4-3, in Division Finals.									
1989-90	TOTAL	80	32	40	8	72	318	359	.450
	Gene Ubriaco	26	10	14	2	22	101	110	.423
	(Home)	14	7	7	0	14	60	59	.500
(Road)	12	3	7	2	8	41	51	.333	
Craig Patrick	54	22	26	6	50	217	249	.462	
	(Home)	26	15	8	3	33	118	107	.635
	(Road)	28	7	18	3	17	99	142	.304
Craig Patrick replaced Gene Ubriaco on December 5, 1989 - Fifth in Patrick Division - 17th of 21 teams - Did not make playoffs									
1990-91	Bob Johnson	80	41	33	6	88	342	305	.550
	(Home)	40	25	12	3	53	184	132	.663
	(Road)	40	16	21	3	35	158	173	.438
First in Patrick Division - 7th of 21 teams - Eliminated New Jersey, 4-3, in Division Semi-Finals; Eliminated Washington in Division Finals, 4-1; Eliminated Boston in Wales Conference Final, 4-2; Eliminated Minnesota in Stanley Cup Final, 4-2, to win the Stanley Cup.									
1991-92	Scott Bowman	80	39	32	9	87	343	308	.544
	(Home)	40	21	13	6	48	192	154	.600
	(Road)	40	18	19	3	39	151	154	.488
Third in Patrick Division - 6th of 22 teams - Eliminated Washington, 4-3, in Division Semi-Finals; Eliminated NY Rangers in Division Finals, 4-2; Eliminated Boston in Wales Conference Final, 4-0; Eliminated Chicago in Stanley Cup Final, 4-0, to win the Stanley Cup.									
1992-93	Scott Bowman	84	56	21	7	119	367	268	.708
	(Home)	41	31	6	4	66	198	128	.805
	(Road)	41	23	15	3	49	159	136	.598
	(Neutral Site)	2	2	0	0	4	10	4	1.000
First in the Patrick Division - 1st of 24 teams - Eliminated New Jersey, 4-1, in Division Semi-Finals; Lost to NY Islanders, 4-3, in Division Finals.									
1993-94	Ed Johnston	84	44	27	13	101	299	285	.601
	(Home)	41	24	9	8	56	155	128	.683
	(Road)	41	18	18	5	41	132	153	.500
	(Neutral Site)	2	2	0	0	4	12	4	1.000
First in Northeast Division - 3rd of 26 teams - Lost to Washington, 4-2, Conference Quarterfinals									

TOTALS

COACH	GP	W	L	T	PTS	GF	GA	PCT
Scott Bowman	164	95	53	13	206	709	576	.628
Bob Johnson	80	41	33	6	88	342	305	.550
Marc Boileau	151	66	61	24	156	591	558	.517
Gene Ubriaco	106	50	47	9	109	448	459	.514
Pierre Creamer	80	36	35	9	81	319	316	.506
Ken Schinkel	203	83	92	28	194	669	687	.478
Johnny Wilson	240	91	105	44	226	786	903	.471
Craig Patrick	54	22	26	6	50	217	249	.462
Ed Johnston	324	123	153	48	294	1168	1361	.454
Red Kelly	274	90	132	52	232	767	873	.423
Bob Berry	240	88	127	25	201	886	980	.419
Red Sullivan	150	47	79	24	118	384	468	.393
Lou Angotti	80	16	58	6	38	254	390	.238
TOTAL	2146	848	1001	297	1993	7541	8125	.464
Home	1071	536	387	158	1230	5048	3634	.574
Road	1071	308	624	139	755	3370	4479	.352
Neutral Site	4	4	0	0	8	22	8	1.000

PENGUINS YEAR-BY-YEAR

YEAR	GP	W	L	T	PTS	GF	GA	PCT
1967-68	74	27	34	13	67	195	216	.453
1968-69	76	20	45	11	51	189	252	.336
1969-70	76	26	38	12	64	182	238	.421
1970-71	78	21	37	20	62	221	240	.397
1971-72	78	26	38	14	66	220	258	.423
1972-73	78	32	37	9	73	257	265	.468
1973-74	78	28	41	9	65	242	273	.417
1974-75	80	37	28	15	89	326	289	.556
1975-76	80	35	33	12	82	#339	303	.513
1976-77	80	34	33	13	81	240	252	.506
1977-78	80	25	37	18	68	254	#321	.425
1978-79	80	36	31	13	85	281	279	.531
1979-80	80	30	37	13	73	251	303	.456
1980-81	80	30	37	13	73	302	345	.456
1981-82	80	31	36	13	75	310	337	.469
1982-83	80	18	#53	9	45	257	#394	.281
1983-84	80	16	*58	6	38	254	*390	.238
1984-85	80	24	#51	5	53	276	#385	.331
1985-86	80	34	38	8	76	313	305	.475
1986-87	80	30	38	12	72	297	290	.450
1987-88	80	36	35	9	81	#319	#316	.506
1988-89	80	40	33	7	87	#347	#349	.544
1989-90	80	32	40	8	72	#318	#359	.450
1990-91	80	#41	33	6	#88	#342	#305	.550
1991-92	80	39	32	9	87	*343	#308	.544
1992-93	84	*56	21	7	*119	#367	#268	*.708
1993-94	84	#44	27	13	#101	#299	285	.601

* - League-leading figure

- Division-leading figure

PENGUINS HOME AND AWAY RECORDS

	HOME							AWAY						
	GP	W	L	T	PTS	GF	GA	GP	W	L	T	PTS	GF	GA
1967-68	37	15	12	10	40	115	101	37	12	22	3	27	80	115
1968-69	38	12	20	6	30	99	113	38	8	25	5	21	90	139
1969-70	38	17	13	8	42	105	108	38	9	25	4	22	77	130
1970-71	39	18	12	9	45	126	92	39	3	25	11	17	95	148
1971-72	39	18	15	6	42	132	125	39	8	23	8	24	88	133
1972-73	39	24	11	4	52	150	104	39	8	26	5	21	107	161
1973-74	39	15	18	6	36	124	116	39	13	23	3	29	118	157
1974-75	40	25	5	10	60	192	113	40	12	23	5	29	134	176
1975-76	40	23	11	6	52	196	137	40	12	22	6	30	143	166
1976-77	40	22	12	6	50	139	119	40	12	21	7	31	101	133
1977-78	40	16	15	9	41	143	147	40	9	22	9	27	111	174
1978-79	40	23	12	5	51	152	120	40	13	19	8	34	129	159
1979-80	40	20	13	7	47	145	134	40	10	24	6	26	106	169
1980-81	40	21	16	3	45	160	154	40	9	21	10	28	143	191
1981-82	40	21	11	8	50	167	143	40	10	25	5	25	142	194
1982-83	40	14	22	4	32	134	170	40	4	31	5	13	123	224
1983-84	40	7	29	4	18	132	182	40	9	29	2	20	122	208
1984-85	40	17	20	3	37	150	171	40	7	31	2	16	126	214
1985-86	40	20	15	5	45	155	133	40	14	23	3	31	158	172
1986-87	40	19	15	6	44	164	145	40	11	23	6	28	133	145
1987-88	40	22	12	6	50	171	140	40	14	23	3	31	148	176
1988-89	40	24	13	3	51	185	159	40	16	20	4	36	162	190
1989-90	40	22	15	3	47	178	166	40	10	25	5	25	140	193
1990-91	40	25	12	3	53	184	132	40	16	21	3	35	158	173
1991-92	40	21	13	6	48	192	154	40	18	19	3	39	151	154
1992-93%	42	32	6	4	68	202	128	42	24	15	3	51	165	140
1993-94%	42	25	9	8	58	161	130	42	19	18	5	43	138	155
TOTAL	1073	538	377	158	1234	4153	3636	1073	310	624	139	759	3388	4489

% Includes neutral site games

PENGUINS ALL-TIME ROSTER

(Players with * are currently in the Penguins organization.)

	Years	Pos.-No	REGULAR SEASON					PLAYOFFS			
			GP	G	A	TP	PIM	GP	G	A	TP
-A-											
Ahola, Peter	92-93	D-6	22	0	1	1	14	-	-	-	-
Acquired from Los Angeles Kings for Jeff Chychrun, November 1992. Traded to San Jose Sharks for future considerations, February 1993.											
Aitken, Brad	87-88/90-91	LW-17/35	11	1	2	3	25	-	-	-	-
Selected in third round of NHL Entry Draft (Sault Ste. Marie, OHL), June 1986. Traded to Edmonton Oilers for Kim Isell, March 1991.											
Anderson, Russ	76-82	D-7	353	15	77	92	684	10	0	3	3
Selected in second round of NHL Amateur Draft (Univ. of Minnesota, WCHA), June 1975. Traded with an eighth round choice in 1983 NHL Entry Draft to Hartford Whalers for Rick MacLeish, December 1981.											
Andrea, Paul	67-69	RW-22	91	18	27	45	4	-	-	-	-
Acquired with Dunc McCallum and George Konik from New York Rangers for Larry Jeffery, June 1967. Drafted by Oakland Seals in Intra-League Draft, June 1970.											
Andrusak, Greg *	93-94	D-4/36	3	0	0	0	2	-	-	-	-
Selected in fifth round of NHL Entry Draft (U. Minn.-Duluth, WCHA), June 1985.											
Angotti, Lou	68-69	C-7	71	17	20	37	36	-	-	-	-
Acquired from Philadelphia Flyers in a three-way deal with St. Louis Blues in which Pittsburgh traded Bob McDonald to St. Louis, June 1968. Traded with a first round choice in 1971 NHL Amateur Draft to St. Louis for Ron Schock and Craig Cameron, June 1969.											
Apps, Syl	70-78	C-26	495	151	349	500	241	19	4	4	8
Acquired with Sheldon Karnegiesser from New York Rangers for Glen Sather, January 1971. Traded with Hartland Monahan to Los Angeles Kings for Gene Carr, Dave Schultz and a fourth round choice in 1978 NHL Amateur Draft, November 1977.											
Arbour, John	68-69	D-3	17	0	2	2	35	-	-	-	-
Purchased with Jean Pronovost from Boston Bruins, May 1968. Sold to Vancouver Canucks, June 1970											
Arnason, Chuck	73-76	RW-9	149	47	42	89	32	9	2	4	6
Acquired with Bob Paradise from Atlanta Flames, January 1974. Traded with Steve Durban and a first round choice in 1976 NHL Amateur Draft to Kansas City Scouts for Simon Nolet, Ed Gilbert and a first round choice in 1976 NHL Amateur Draft, January 1976.											
Awrey, Don	76-77	D-24	79	1	12	13	40	3	0	1	1
Acquired from Montreal Canadiens for a third round choice in 1978 NHL Amateur Draft and future considerations, August 1976. Negotiating rights traded to Washington Capitals for Bob Paradise, October 1977.											
-B-											
Babych, Wayne	84-86	RW-10/26	67	20	34	54	76	-	-	-	-
Claimed in NHL Waiver Draft from St. Louis Blues, October 1984. Traded to Quebec Nordiques for future considerations, October 1985.											
Barrasso, Tom *	88-94	G-31/35	280	0	23	23	193	71	0	7	7
Acquired with a third round choice in 1990 NHL Entry Draft from Buffalo Sabres for Doug Bodger and Darrin Shannon, November 1988.											
Barrie, Doug	68-69	D-23	8	1	1	2	8	-	-	-	-
Purchased from Detroit Red Wings, October 1968. Selected in NHL Expansion Draft by Buffalo Sabres, June 1970.											
Bassen, Hank	67-68	G-1	25	0	0	0	8	-	-	-	-
Acquired from Detroit Red Wings for Roy Edwards, September 1967. Retired, August 1968.											
Bathgate, Andy	67-68/70-71	RW-9	150	35	68	103	89	-	-	-	-
Claimed from Detroit Red Wings in NHL Expansion Draft, June 1967. Loaned to Vancouver Canucks (WHL), September 1968.											
Baxter, Paul	80-83	D-4	202	25	69	94	851	10	0	1	42
Signed as a free agent after release by Quebec Nordiques, August 1980. Signed as a free agent by Calgary Flames, September 1983.											
Belanger, Roger	84-85	C-24	44	3	5	8	32	-	-	-	-
Selected in first round of NHL Entry Draft (Kingston, OHL), June 1984. Released as a free agent, June 1988.											
Belland, Neil	86-87	D-22	3	0	1	1	0	-	-	-	-
Signed as a free agent, September 1986. Released as a free agent, July 1987.											
Bennett, Harvey	74-75/76-77	C-28	32	3	3	6	53	-	-	-	-
Signed as a free agent, June 1974. Traded to Washington Capitals for Stan Gilbertson, December 1975.											
Bergeron, Yves	74-75	RW-20/27	3	0	0	0	0	-	-	-	-
Selected in eighth round of NHL Amateur Draft (Shawinigan, QJHL), June 1972. Released as a free agent, June 1977.											
Beverly, Nick	73-74	D-25	67	2	14	16	21	-	-	-	-
Acquired from Boston Bruins for Darryl Edestrand, October 1973. Traded to New York Rangers for Vic Hadfield, May 1974.											
Bianchin, Wayne	73-79	LW-14	265	68	41	109	130	3	0	1	6
Selected in second round of NHL Amateur Draft (Flin Flon, WCHL), May 1973. Claimed by Edmonton Oilers in NHL Expansion Draft, June 1979.											
Bignell, Larry	73-74	D-23/24	20	0	3	3	2	3	0	0	2
Selected in third round of NHL Amateur Draft (Edmonton Oil Kings, WCHL), June 1970. Released as a free agent, September 1975.											
Binkley, Les	67-72	G-30	196	0	1	1	2	7	0	0	0
Purchased from Cleveland Barons (AHL), September 1966. Signed as a free agent by Ottawa Nationals (WHA), September 1972.											
Bjogstad, Scott	88-89	RW-27	24	3	0	3	4	-	-	-	-
Acquired with Gord Dineen from Minnesota North Stars for Ville Siren and Steve Gotaas, December 1988. Signed by Los Angeles Kings as a free agent, August 1989.											
Blackburn, Bob	69-71	D-4	124	8	12	20	105	7	0	0	4
Selected in Intra-League Draft from New York Rangers, June 1969. Sold to Vancouver Canucks (WHL), September 1971.											
Bladon, Tom	78-80	D-2	135	6	29	35	99	8	0	5	2
Acquired with Orest Kindrachuk and Ross Lonsberry from Philadelphia Flyers for a first round choice in 1978 NHL Amateur Draft, June Signed by Edmonton Oilers as a free agent, July 1980											
Blaisdell, Mike	85-87	RW-26	76	16	15	31	38	-	-	-	-
Claimed from New York Rangers in NHL Waiver Draft, October 1985. Signed by Toronto Maple Leafs as a free agent, July 1987.											
Bodger, Doug	84-89	D-3/33	299	35	132	167	293	-	-	-	-
Selected in first round of NHL Entry Draft (Kamloops, WHL), June 1984. Traded with Darrin Shannon to Buffalo Sabres for Tom Barrasso and a third round choice in 1990 NHL Entry Draft, November 1989.											

PENGUINS ALL-TIME ROSTER

(Players with * are currently in the Penguins organization.)

	Years	Pos.-No	REGULAR SEASON							PLAYOFFS				
			GP	G	A	TP	PIM	GP	G	A	TP	PIM		
Boivin, Leo	67-69	D-2	114	14	26	40	100	-	-	-	-	-	-	-
Claimed from Detroit Red Wings in NHL Expansion Draft, June 1967. Traded to Minnesota North Star for Duane Rupp, January 1969.														
Bourque, Phil	83-84/85-92	LW/D-2/4	344	75	89	164	435	56	13	12	25	107		
Signed as a free agent, October 1982. Signed by New York Rangers as a free agent, August 1992.														
Boutette, Pat	81-85	LW-15	247	65	109	174	548	5	3	1	4	8		
Acquired with Kevin McClelland from Hartford Whalers as compensation for Hartford's signing Greg Millen, June 1981. Traded to Hartford Whalers for the NHL rights to Ville Siren, November 1984.														
Boyd, Randy	81-84	D-8	84	4	17	21	126	3	0	0	0	11		
Selected in third round of NHL Entry Draft (Ottawa, OHL), June 1980. Traded to Chicago Blackhawks for Greg Fox, December 1983.														
Boyer, Wally	68-72	C-18	203	32	62	94	81	10	1	2	3	0		
Acquired from Montreal Canadiens for Al MacNeil, June 1968. Released as a free agent, January 1976.														
Brickley, Andy	83-85	LW-23	95	25	35	60	19	-	-	-	-	-		
Acquired with Ron Flockhart, Mark Taylor and a first and a third round choice in 1984 NHL Entry Draft from Philadelphia Flyers for Rich Sutter and a second and a third round choice in 1984 NHL Entry Draft, October 1983. Signed by New Jersey Devils as a free agent, July 1986.														
Briere, Michel	69-70	C-21	76	12	32	44	20	10	5	3	8	17		
Selected in second round of NHL Amateur Draft (Shawinigan, QJHL), June 1969. Died from injuries suffered in an auto accident, May 1970.														
Brown, Andy	72-74	G-29/30	45	0	0	0	62	-	-	-	-	-		
Acquired from Detroit Red Wings for a third round choice in 1973 NHL Amateur Draft and cash, February 1973. Signed as a free agent by Indianapolis Racers (WHL), July 1974.														
Brown, Doug *	93-94	RW-24	77	18	37	55	18	6	0	0	0	2		
Signed as a free agent, September 29, 1993.														
Brown, Greg *	93-94	D-34	36	3	8	11	28	6	0	1	1	4		
Signed as a free agent, September 30, 1993.														
Brown, Rob	87-91	RW-44	224	112	143	255	307	11	5	3	8	22		
Selected in fourth round of NHL Entry Draft (Kamloops, WHL), June 1986. Traded to Hartford Whalers for Scott Young, December 1990.														
Bullard, Mike	80-87	C-22	382	186	175	361	388	9	4	4	8	4		
Selected in first round of NHL Entry Draft (Brantford, OHL), June 1980. Traded to Calgary Flames for Dan Quinn November 1986.														
Bulley, Ted	83-84	LW-24	26	3	2	5	12	-	-	-	-	-		
Acquired as a free agent, September 1983. Released as a free agent, July 1984.														
Burns, Charlie	68-69	C-9	76	13	38	51	22	-	-	-	-	-		
Claimed from Oakland Seals in Intra-League Draft, June 1968. Claimed by Minnesota North Stars in Intra-League Draft, June 1969.														
Burns, Robin	70-73	LW-10/20	41	0	5	5	32	-	-	-	-	-		
Purchased from Montreal Canadiens, September 1970. Selected by Kansas City Scouts in NHL Expansion Draft, June 1974.														
Burrows, Dave	71-78/80-81	D-4/8	573	24	108	132	301	20	1	3	4	16		
Selected from Chicago Blackhawks in Intra-League Draft, June 1971. Traded to Toronto Maple Leafs for Randy Carlyle and George Ferguson, June 1978. Acquired with Paul Gardner from Toronto Maple Leafs for Kim Davis and Paul Marshall, November 1980. Released as a free agent, July 1982.														
Buskas, Rod	82-89/89-90	D-7	431	16	48	64	959	10	0	0	0	2		
Selected in sixth round of NHL Entry Draft (Medicine Hat, WHL), June 1981. Traded to Vancouver Canucks for a sixth round choice in 1990 NHL Entry Draft, October 1989. Acquired with Tony Tanti and Barry Pederson for Dan Quinn, Andrew McBain and Dave Capuano, January 1990. Selected by Los Angeles Kings in NHL Waiver Draft, October 1990.														
-C-														
Callander, Jock	87-90/91-9	RW-14/36	101	21	28	49	114	22	3	8	11	10		
Signed as a free agent, July 1987. Signed by Tampa Bay Lightning as a free agent, July 1992.														
Campbell, Colin	74-76/77-79	D-6	243	14	52	66	517	19	2	7	9	51		
Selected in second round of NHL Amateur Draft (Peterborough Petes, OHA), May 1973. Rights transferred to Colorado Rockies for 1976-77 as part compensation for an earlier deal, September 1976. Claimed by Edmonton Oilers in NHL Expansion Draft, June 1979.														
Capuano, Dave	89-90	RW-15	6	0	0	0	2	-	-	-	-	-		
Selected in second round of NHL Entry Draft (Cumberland, RI, Mt. St. Charles H. S.), June 1986. Traded with Andrew McBain and Dan Quinn to Vancouver Canucks for Rod Buskas, Barry Pederson and Tony Tanti, January 1990.														
Cardwell, Steve	70-73	LW-15/20	53	9	11	20	35	4	0	0	0	2		
Selected in fifth round of NHL Amateur Draft (Oshawa, OHA), May 1970. Signed by Minnesota Fighting Saints (WHA) as a free agent, May 1973.														
Carlyle, Randy	78-84	D-25	397	66	257	323	582	22	6	8	14	41		
Acquired with George Ferguson from Toronto Maple Leafs for Dave Burrows, June 1978. Traded to Winnipeg Jets for a first round choice in 1984 NHL Entry Draft and future considerations, March 1984. Pittsburgh received Moe Mantha to complete the deal, May 1984.														
Carr, Gene	77-78	C-28	70	17	37	54	76	-	-	-	-	-		
Acquired with Dave Schultz and a fourth round choice in 1978 NHL Amateur Draft from Los Angeles Kings for Syl Apps and Hartland Monahan, November 1977. Signed as a free agent by Atlanta Flames, June 1978.														
Cassidy, Tom	77-78	C-11	26	3	4	7	15	-	-	-	-	-		
Signed as a free agent, October 1977. Loaned to Baltimore Clippers (AHL), December 1977.														
Caufield, Jay	88-93	RW-16	196	3	7	10	714	14	0	0	0	30		
Claimed from Minnesota North Stars in NHL Waiver Draft, October 1988. Released as a free agent, June 1993.														
Chabot, John	84-87	C-9	216	36	98	134	26	-	-	-	-	-		
Acquired from Montreal Canadiens for Ron Flockhart, November 1984. Signed as a free agent by Detroit Red Wings, June 1987.														
Chapman, Blair	76-80	RW-9	227	48	51	99	71	10	2	1	3	9		
Selected in first round of NHL Amateur Draft (Saskatoon, WHL), June 1976. Traded to St. Louis Blues for Bob Stewart, November 1979.														
Charlesworth, Todd	83-84/85-88	D-2/6/27/34	86	3	9	12	41	-	-	-	-	-		
Selected in second round of NHL Entry Draft (Oshawa, OHL), June 1983. Signed as a free agent by Edmonton Oilers, June 1989.														

PENGUINS ALL-TIME ROSTER

(Players with * are currently in the Penguins organization.)

	Years	Pos.-No	REGULAR SEASON					PLAYOFFS					
			GP	G	A	TP	PIM	GP	G	A	TP	PIM	
Chevrier, Alain	89-90	G-30	3	0	1	1	2	-	-	-	-	-	-
Acquired from Chicago Blackhawks for future considerations, March 1990. Signed as a free agent by Detroit Red Wings, July 1990.													
Chorney, Marc	80-84	D-16/24	139	5	18	23	151	7	0	1	1	2	
Selected in fifth round of NHL Entry Draft (Univ. of North Dakota, WCHA), August 1979. Traded to Los Angeles Kings for a sixth round choice in 1985 NHL Entry Draft, October 1983.													
Chychrun, Jeff	91-	D-6	18	0	1	1	37	-	-	-	-	-	
Acquired with Brian Benning and a first round choice in 1992 NHL Entry Draft from Los Angeles Kings for Paul Coffey, February 1992. Traded to Los Angeles Kings for Peter Ahola, November 1992													
Clackson, Kim	79-80	D-6	45	0	3	3	166	3	0	0	0	37	
Claimed from Winnipeg Jets in NHL Expansion Draft, June 1979. Sent to Quebec Nordiques as compensation for Pittsburgh's signing of Paul Baxter, August 1980.													
Coffey, Paul	87-92	D-77	331	108	332	440	573	23	4	22	26	37	
Acquired with Dave Hunter and Wayne Van Dorp from Edmonton Oilers for Craig Simpson, Chris Joseph, Moe Mantha and Dave Hannan, November 1987. Traded to Los Angeles Kings for Jeff Chychrun, Brian Benning and a first round choice in NHL Entry Draft, February 1992.													
Corrigan, Mike	76-78	LW-27	98	22	39	61	46	2	0	0	0	0	
Acquired from Los Angeles Kings for a fifth round choice in 1977 NHL Amateur Draft, October 1976. Released as a free agent, June 1978.													
Cossette, Jacques	75-76/77-79	RW-20/27	64	8	6	14	29	3	0	1	1	4	
Selected in second round of NHL Amateur Draft (Sorel, QJHL), May 1974. Released as a free agent, February 1985.													
Crowder, Bruce	84-85	RW-28	26	4	7	11	23	-	-	-	-	-	
Claimed from Boston Bruins in NHL Waiver Draft, October 1984. Released as a free agent, February 1985.													
Cullen, John*	88-91	C-11	216	75	160	235	333	11	3	6	9	28	
Signed as a free agent, June 1988. Traded with Zarely Zalapski and Jeff Parker to Hartford Whalers for Ron Francis, Ulf Samuelsson and Grant Jennings, March 1991. Signed as free agent on August 3, 1994.													
Cunneyworth, Randy	85-89	LW-15	295	101	115	216	513	11	3	5	8	26	
Acquired with Mike Moller from Buffalo Sabres for Pat Hughes, October 1985. Traded with Dave McLlwain and Rich Tabaracci to Winnipeg Jets for Andrew McBain, Jim Kyle and Randy Gilhen, June 1989.													
-D-													
Dahlquist, Chris	85-91	D-2/4	195	10	26	36	221	2	0	0	0	0	
Signed as a free agent, May 1985. Traded with Jim Johnson to Minnesota North Stars for Peter Taglianetti and Larry Murphy, December 1990.													
Daley, Joe	68-70	G-1	38	0	0	0	2	-	-	-	-	-	
Selected from Detroit Red Wings in NHL Expansion Draft, June 1967. Claimed by Buffalo Sabres on waivers, June 1970.													
Daniels, Jeff	90-94	LW-18/20	134	8	11	19	36	12	3	2	5	0	
Selected in sixth round of NHL Entry Draft (Oshawa, OHL), June 1986. Traded to Florida for Greg Hawgood, March 19, 1994.													
Davis, Kim	77-81	LW-16/22	34	5	7	12	47	4	0	0	0	0	
Selected in third round of NHL Amateur Draft (Flin Flon, WCHL), June 1977. Traded with Paul Marshall to Toronto Maple Leafs for Paul Gardner and Dave Burrows, November 1980.													
Dea, Billy	67-69	LW-14	139	26	20	46	12	-	-	-	-	-	
Claimed from Chicago Blackhawks in NHL Expansion Draft, June 1967. Traded to Detroit Red Wings for Mike McMahon, October 1969.													
DeBenedet, Nelson	74-75	LW-23	31	6	3	9	11	-	-	-	-	-	
Acquired from Detroit Red Wings for Hank Nowak and a third round choice in NHL Amateur Draft, May 1974. Released as a free agent, July 1976.													
DeFazio, Dean	83-84	LW-12	22	0	2	2	28	-	-	-	-	-	
Selected in ninth round of NHL Entry Draft (Brantford, OHA), June 1981. Released as a free agent, July 1986.													
Delorme, Gilbert	89-90	D-27	54	3	7	10	44	-	-	-	-	-	
Signed as a free agent, June 1989. Released as a free agent, July 1992.													
DeMarco, Ab	73-75	D-5	42	9	13	22	8	-	-	-	-	-	
Acquired with Steve Durban and Bob Kelly from St. Louis Blues for Bryan Watson, Greg Polis and a second round choice in 1974 NHL Amateur Draft, January 1974. Traded to Vancouver Canucks by Barry Wilkins, November 1974.													
Depalma, Larry*	93-94	LW-12	6	1	0	1	5	1	0	0	0	0	
Claimed from NY Islanders on waivers, March 9, 1994.													
Dillabough, Bob	67-69	LW-15	61	7	12	19	20	-	-	-	-	-	
Selected from Boston Bruins in NHL Expansion Draft, June 1967. Traded to Oakland Seals for Billy Harris, November 1968.													
Dineen, Gord	88-92	D-5	117	2	10	12	173	11	0	2	2	8	
Acquired with Scott Bjugstad from Minnesota North Stars for Ville Siren and Steve Gotaas, December 1988. Released as a free agent, July 1992.													
Dion, Michel	81-85	G-29	151	0	5	5	14	5	0	0	0	0	
Signed as a free agent, June 1981. Released as a free agent, July 1985.													
Dopson, Rob	93-94	G-1	2	0	0	0	0	-	-	-	-	-	
Signed as a free agent, July 21, 1991.													
Duberman, Justin*	93-94	RW-37	4	0	0	0	0	-	-	-	-	-	
Signed as a free agent on November 2, 1992.													
Duguay, Ron	85-87	RW-10/35	53	11	20	31	36	-	-	-	-	-	
Acquired from Detroit Red Wings for Doug Shedden, March 1986. Traded to New York Rangers for Chris Kontos, January 1987.													
Durban, Steve	73-76	D-7	66	4	23	27	309	-	-	-	-	-	
Acquired with Ab DeMarco and Bob Kelly from St. Louis Blues for Bryan Watson, Greg Polis and a second round choice in 1974 NHL Amateur Draft, January 1974. Traded with Chuck Arneson and a first round choice in 1976 NHL Amateur Draft to Kansas City Scouts for Simon Nolet, Ed Gilbert and a first round choice in 1976 NHL Amateur Draft, January 1976.													
Dykstra, Steve	88-89	D-22	65	1	6	7	126	1	0	0	0	2	
Selected from Edmonton Oilers in NHL Waiver Draft, October 1988. Signed as a free agent by Hartford Whalers, October 1989.													
-E-													
Edestrand, Darryl	71-74	D-25	158	25	47	72	140	4	0	2	2	0	
Purchased from Hershey Bears (AHL), June 1970. Traded to Boston Bruins for Nick Beverley, October 1973.													
Edur, Tom	77-78	D-2	58	5	38	43	18	-	-	-	-	-	
Acquired from Colorado Rockies for Dennis Owchar, December 1977. Retired, September 1978.													

PENGUINS ALL-TIME ROSTER

(Players with * are currently in the Penguins organization.)

	Years	Pos.-No	REGULAR SEASON					PLAYOFFS					
			GP	G	A	TP	PIM	GP	G	A	TP	PIM	
Edwards, Gary	81-82	G-30	6	0	0	0	2	-	-	-	-	-	-
Acquired from St. Louis Blues for an eighth round choice in 1984 NHL Entry Draft, February 1982. Released as a free agent, September 1982.													
Edwards, Marv	68-69	G-30	1	0	0	0	0	-	-	-	-	-	-
Signed as a free agent, September 1967. Sold to Toronto Maple Leafs, June 1969.													
Edwards, Roy	71-72	G-1	15	0	1	1	0	-	-	-	-	-	-
Selected from Chicago Blackhawks in NHL Expansion Draft, June 1967. Traded to Detroit Red Wings for Hank Bassen, September 1967. Purchased from Detroit, June 1971. Traded to Detroit for second round choices in 1973 and 1974 NHL Amateur Drafts, October 1972.													
Erickson, Bryan	87-88	RW-14	11	1	4	5	0	-	-	-	-	-	-
Acquired from Los Angeles Kings for Chris Kontos and a sixth round choice in 1988 NHL Entry Draft, February 1988. Released as a free agent, August 1988.													
Errey, Bob	83-83	LW-10/12	572	132	140	272	651	49	9	4	13	51	
Selected in first round of NHL Entry Draft (Peterborough, OHL), June 1983. Traded to Buffalo Sabres for Mike Ramsey, March 1993.													
	-F-												
Faubert, Mario	74-78/79-82	D-5/24/28	231	21	90	111	222	10	2	2	4	6	
Selected in fourth round of NHL Amateur Draft (St. Louis Univ., CCHA), May 1974. Released as a free agent, June 1983.													
Feltrin, Tony	80-83	D-33	39	3	3	6	44	-	-	-	-	-	-
Selected in fourth round of NHL Entry Draft (Victoria, WHL), June 1980. Loaned to Salt Lake City Golden Eagles (OHL), October 1983.													
Ferguson, George	78-83	RW-11	310	89	106	195	162	22	4	11	15	13	
Acquired with Randy Carlisle from Toronto Maple Leafs for Dave Burrows, June 1978. Traded with a first round choice in 1983 NHL Entry Draft to Minnesota North Stars for Anders Hekansson, Ron Meighan and a first round choice in 1983 NHL Entry Draft, October 1982.													
Flesch, John	77-78	LW-11	29	7	5	12	19	-	-	-	-	-	-
Signed as a free agent, February 1978. Released as a free agent, June 1978.													
Flockhart, Ron	83-85	C-9	80	27	23	50	44	-	-	-	-	-	-
Acquired with Mark Taylor, Andy Brickley and a first and a third round choice in 1984 NHL Entry Draft from Philadelphia Flyers for Rich Sutter and a second and a third round choice in 1984 NHL Entry Draft, October 1983. Traded to Montreal Canadiens for John Chabot, November 1984.													
Fogarty, Bryan	92-93	D-33	12	0	4	4	4	-	-	-	-	-	-
Acquired from Quebec Nordiques for NHL rights to Scott Young, March 1992. Released as a free agent, June 1993.													
Fonteyne, Val	67-72	LW-8	349	39	82	121	4	14	0	2	2	2	
Selected from Detroit Red Wings in NHL Expansion Draft, June 1967. Signed by Edmonton Oilers (WHA), September 1972.													
Ford, Brian	84-85	G-31	8	0	0	0	0	-	-	-	-	-	-
Acquired from Quebec Nordiques for Tom Thornbury, December 1984. Released as a free agent, July 1985.													
Fox, Greg	83-85	D-2	75	4	10	14	92	-	-	-	-	-	-
Acquired from Chicago Blackhawks for Randy Boyd, December 1983. Released as a free agent, July 1985.													
Francis, Ron *	90-94	C-9/10	250	74	184	258	181	63	21	42	63	55	
Acquired with Ulf Samuelsson and Grant Jennings from Hartford Whalers for John Cullen, Zarley Zalapski and Jeff Parker, March 1991.													
Frawley, Dan	85-89	RW-28	240	33	47	70	610	-	-	-	-	-	-
Claimed from Chicago Blackhawks in NHL Waiver Draft, October 1985. Released as a free agent, June 1990.													
	-G-												
Ganchar, Perry	87-90	RW-8	33	2	5	7	36	-	-	-	-	-	-
Acquired from Montreal Canadiens for future considerations, December 1987. Released as a free agent, June 1988.													
Gardner, Paul	80-84	C-20/30	207	98	105	203	105	10	2	5	7	10	
Acquired with Dave Burrows from Toronto Maple Leafs for Kim Davis and Paul Marshall, November 1980. Signed by Washington Capitals as a free agent, July 1984.													
Garner, Rob	82-83	C-24	1	0	0	0	0	-	-	-	-	-	-
Selected in fifth round of NHL Amateur Draft (Toronto Marlboros, OHL), June 1978. Released as a free agent, August 1983.													
Gatzos, Steve	81-85	RW-26/28	89	15	20	35	83	1	0	0	0	0	
Selected in second round of NHL Entry Draft (Sault Ste. Marie, OHL), June 1981. Released as a free agent, October 1986.													
Geale, Robert	84-85	C-28	1	0	0	0	2	-	-	-	-	-	-
Selected in eighth round of NHL Entry Draft (Portland, WHL), June 1980. Released as a free agent, December 1985.													
Giffin, Lee	86-88	RW-11/17/	27	1	3	4	9	-	-	-	-	-	-
Selected in second round of NHL Entry Draft (Oshawa, OHL), June 1985. Traded to New York Rangers for future considerations, September 1989.													
Gilbert, Ed	75-77	C-23	45	1	1	2	0	-	-	-	-	-	-
Acquired with Simon Nolet and a first round choice in 1976 NHL Amateur Draft from Kansas City Scouts for Steve Durban, Chuck Aronson and a first round choice in 1976 NHL Amateur Draft, January 1976. Released as a free agent, June 1976.													
Gilbertson, Stan	75-77	LW-15	115	19	17	36	19	3	1	1	2	2	
Acquired from Washington Capitals for Harvey Bennett, December 1975. Released as a free agent, June 1978.													
Gilhen, Randy	89-91	C-15/19	133	20	21	41	105	16	1	0	1	14	
Acquired with Jim Kyte and Andrew McBain from Winnipeg Jets for Randy Cunneyworth, Rich Tabaracci and Dave McLlwain, June 1989. Claimed by Minnesota North Stars in NHL Expansion Draft, May 1991.													
Gladney, Bob	83-84	D-33	13	1	5	6	2	-	-	-	-	-	-
Signed as a free agent, September 1983. Retired, October 1984.													
Goertz, Dave	87-88	D-32	2	0	0	0	2	-	-	-	-	-	-
Selected in 10th round of NHL Entry Draft (Regina, WHL), June 1983. Released as a free agent, June 1989.													
Gotaas, Steve	87-88	C-16	36	5	6	11	45	-	-	-	-	-	-
Selected in fifth round of NHL Entry Draft (Prince Albert, WHL), June 1985. Traded with Ville Siren to Minnesota North Stars for Scott Bjugstad and Gord Dineen, December 1988.													
Graham, Pat	81-83	LW-24	62	7	13	20	71	4	0	0	0	2	
Selected in sixth round of NHL Entry Draft (Niagara Falls, OHL), June 1980. Traded with Nick Ricci to Toronto Maple Leafs for Rocky Saganiuk and Vincent Tremblay, August 1983.													
Gruhl, Scott	87-88	LW-38	6	1	0	1	0	-	-	-	-	-	-
Signed as a free agent, December 1987. Released as a free agent, July 1988.													

PENGUINS ALL-TIME ROSTER

(Players with * are currently in the Penguins organization.)

	Years	Pos.-No	REGULAR SEASON					PLAYOFFS					
			GP	G	A	TP	PIM	GP	G	A	TP	PIM	
Guenette, Steve	86-89	G-1/30	32	0	1	1	2	-	-	-	-	-	-
Signed as a free agent, July 1986. Traded to Calgary Flames for a sixth round choice in 1989 NHL Entry Draft, January 1989.													
-H-													
Hadfield, Vic	74-77	LW-11	163	61	79	140	118	10	5	2	7	11	
Acquired from New York Rangers for Nick Beverley, May 1974. Retired, June 1977.													
Hakansson, Anders	82-83	LW-11	62	9	12	21	26	-	-	-	-	-	-
Acquired with Ron Meighan and a first round choice in 1983 NHL Entry Draft from Minnesota North Stars for George Ferguson and a first round choice in 1983 NHL Entry Draft, October 1982. Traded to Los Angeles Kings for the NHL rights to Kevin Stevens, September 1983.													
Hamilton, Jim	78-79/84-85	LW-13/23/28	95	14	18	32	28	6	3	0	3	0	
Selected in second round of NHL Amateur Draft (London, OHL), June 1977. Released as a free agent, January 1985.													
Hannan, Dave	81-88/88-90	C-20/32	355	60	88	148	530	8	0	1	1	4	
Selected in 10th round of NHL Entry Draft (Brantford, OHA), June 1981. Traded with Craig Simpson, Moe Mantha and Chris Joseph to Edmonton Oilers for Paul Coffey, Dave Hunter and Wayne Van Dorp, November 1987. Claimed from Edmonton in NHL Waiver Draft, October 1988. Claimed by Toronto Maple Leafs in NHL Waiver Draft, October 1989.													
Harbaruk, Nick	69-73	RW-11	308	40	61	101	257	14	3	1	4	20	
Selected from Vancouver Canucks in Intra-League Draft, June 1969. Traded to St. Louis Blues for Bob Johnson, October 1973.													
Harris, Billy	68-69	C-15	55	7	13	20	8	-	-	-	-	-	-
Acquired from Oakland Seals for Bob Dillabough, November 1968. Retired, October 1969.													
Harrison, Paul	81-82	G-1	13	0	0	0	0	-	-	-	-	-	-
Acquired from Toronto Maple Leafs for future considerations, September 1981. Claimed by Buffalo Sabres on waivers, February 1982.													
Hawgood, Greg*	94	D-4	12	1	2	3	8	1	0	0	0	0	
Acquired from Florida for Jeff Daniels on March 19, 1994.													
Herron, Denis	75/76-79/82-86	G-1/29	290	0	6	6	67	10	0	0	0	5	
Selected in third round of NHL Amateur Draft (Trois Rivières, QJHL), June 1972. Traded with Jean Guy Lagace to Kansas City Scouts for Michel Plasse, January 1975. Signed as a free agent from Colorado Rockies, August 1976. As compensation, Colorado received Michel Plasse and Simon Nolet. Traded with a second round choice in 1982 NHL Entry Draft to Montreal Canadiens for Pat Hughes and Rob Holland, August 1979. Acquired from Montreal for third round choice in 1985 NHL Entry Draft, September 1982. Released as a free agent, July 1986.													
Hextall, Bryan	69-74	C-7	335	71	115	186	498	14	0	3	3	43	
Purchased from Toronto Maple Leafs, May 1969. Claimed on waivers by Atlanta Flames, January 1974.													
Hicke, Billy	71-72	RW-9	12	2	0	2	6	-	-	-	-	-	-
Purchased from California Seals, September 1971. Sold to Detroit Red Wings, November 1971.													
Hicks, Wayne	67-68	RW-16	15	4	7	11	2	-	-	-	-	-	-
Purchased from Philadelphia Flyers, February 1968. Released as a free agent, June 1970.													
Hillier, Randy	84-91	D-23/34	343	13	79	92	594	17	0	1	1	73	
Acquired from Boston Bruins for a fourth round choice in 1985 NHL Entry Draft, October 1984. Signed by New York Islanders as a free agent, June 1991.													
Hoganson, Paul	70-71	G-1	2	0	0	0	0	-	-	-	-	-	-
Selected in fifth round of NHL Amateur Draft (Toronto Marlboros, OHA), June 1969. Signed by Los Angeles Sharks (WHA), July 1973.													
Holland, Rob	79-81	G-1	44	0	0	0	2	-	-	-	-	-	-
Acquired with Pat Hughes from Montreal Canadiens for Denis Herron and a second round choice in 1982 NHL Entry Draft, August 1979. Signed by New York Islanders as a free agent, September 1981.													
Horton, Tim	71-72	D-3/24	44	2	9	11	40	4	0	1	1	2	
Selected from New York Rangers in Intra-League Draft, June 1971. Selected by Buffalo Sabres in Intra-League Draft, June 1972.													
Hotham, Greg	81-85	D-6	170	11	63	74	118	5	0	3	3	6	
Acquired from Toronto Maple Leafs for a sixth round choice in 1982 NHL Entry Draft, February 1982. Released as a free agent, July 1986.													
Hrdina, Jiri	90-92	C-38	93	9	27	36	29	35	2	4	6	22	
Acquired from Calgary Flames for Jim Kyte, December 1990. Retired, June 1992.													
Hrynewich, Tim	82-84	LW-28	55	6	8	14	82	-	-	-	-	-	-
Selected in second round of NHL Entry Draft (Sudbury, OHL), June 1982. Traded with Marty McSorley to Edmonton Oilers for Gilles Meloche, September 1985.													
Hudson, Lex	78-79	D-5	2	0	0	0	0	2	0	0	0	0	
Selected in 12th round of NHL Amateur Draft (Denver Univ., WCHA), June 1975. Retired, March 1980.													
Hughes, Pat	79-81	RW-24	134	28	23	51	239	5	0	0	0	21	
Acquired with Rob Holland from Montreal Canadiens for Denis Herron and a second round choice in 1982 NHL Entry Draft, August 1979. Traded to Edmonton Oilers for Pat Price, March 1981.													
Hunter, Dave	87-88	LW-20	59	11	18	29	77	-	-	-	-	-	-
Acquired with Paul Coffey and Wayne Van Dorp from Edmonton Oilers for Craig Simpson, Dave Hannan, Chris Joseph and Moe Mantha, November 1987. Sent to Edmonton as compensation for Pittsburgh's claiming Dave Hannan in NHL Waiver Draft, October 1988.													
-J-													
Ingarfield, Earl	67-69	C-10	90	23	37	60	16	-	-	-	-	-	-
Selected from Detroit Red Wings in NHL Expansion Draft, June 1967. Traded with Dick Mattiussi and Gene Ubricco to Oakland Seals for George Swarbrick, Bryan Watson and Tracy Pratt, January 1969.													
Inness, Gary	73-76	G-29/30	100	0	2	2	4	9	0	0	0	2	
Signed as a free agent, June 1973. Traded to Philadelphia Flyers for Bobby Taylor and Ed Van Impe, March 1976.													
-J-													
Jagr, Jaromir*	90-94	RW-68	311	125	194	319	198	63	21	31	52	51	
Selected in first round of NHL Entry Draft (Kladno, Czech.), June 1990.													
Javanainen, Arto	84-85	RW-19	14	4	1	5	2	-	-	-	-	-	-
Selected in fifth round of NHL Entry Draft (Assat, Finnish League), June 1984. Released as a free agent, May 1985.													
Jennings, Grant*	90-94	D-3	185	7	17	24	321	38	1	1	2	38	
Acquired with Ron Francis and Ulf Samuelsson from Hartford Whalers for John Cullen, Zarley Zalapski and Jeff Parker, March 1991.													
Johnson, Bob	74-75	G-1	12	0	0	0	6	-	-	-	-	-	-
Acquired from St. Louis Blues for Nick Harbaruk, October 1973. Released as a free agent, August 1975.													

PENGUINS ALL-TIME ROSTER

(Players with * are currently in the Penguins organization.)

	Years	Pos.-No	REGULAR SEASON				PLAYOFFS					
			GP	G	A	TP	PIM	GP	G	A	TP	PIM
Johnson, Jim	85-91	D-6	390	14	95	109	658	11	0	5	5	44
Signed as a free agent, June 1985. Traded with Chris Dahlquist to Minnesota North Stars for Peter Taglianetti and Larry Murphy, December 1990.												
Johnson, Mark	79-82	C-9	136	23	39	62	84	10	4	3	7	6
Selected in fourth round of NHL Amateur Draft (Univ. of Wisconsin, WCHA), June 1977. Traded to Minnesota North Stars for a second round choice in 1982 NHL Entry Draft, March 1982.												
Jonathan, Stan	82-83	LW-9	19	0	3	13						
Acquired from Boston Bruins for future considerations, November 1982. Rights returned to Boston, April 1983.												
Jones, Ron	73-74	D-5	25	0	3	15						
Selected from Boston Bruins in Intra-League Draft, June 1973. Traded to Washington Capitals for Pete LaFramboise, January 1975.												
Joseph, Chris	87-88	D-22	17	0	4	4	12					
Selected in first round of NHL Entry Draft (Seattle, WHL), June 1987. Traded with Craig Simpson, Moe Mantha and Dave Hannan to Edmonton Oilers for Paul Coffey, Dave Hunter and Wayne Van Dorp, November 1987.												
-K-												
Kachowski, Mark	87-90	LW-26	64	6	5	11	209					
Signed as a free agent, August 1987. Released as a free agent, July 1992.												
Kannegiesser, Sheldon	70-73	D-6/16	75	2	6	8	76					
Acquired with Syl Apps from New York Rangers for Glen Sather, January 1971. Traded to New York Rangers for a player to be named later (Steve Andruscic—May 1973), March 1973.												
Karabin, Ladislav	93-94	LW-37	9	0	0	0	2					
Selected in ninth round of NHL Entry Draft (Bratislava, Czech.), June 1990.												
Kehoe, Rick	74-85	RW-8/17	722	312	324	636	88	37	4	17	21	2
Acquired from Toronto Maple Leafs for Blaine Stoughton and a first round choice in 1977 NHL Amateur Draft, September 1974. Retired, June 1985.												
Kelly, Bob	73-77	LW-22	250	69	85	154	462	15	6	3	9	23
Acquired with Ab DeMarco and Steve Durbano from St. Louis Blues for Greg Polis, Bryan Watson, Moe Mantha and a second round choice in 1974 NHL Amateur Draft, January 1974. Signed as a free agent by Chicago Blackhawks, August 1977.												
Kessell, Rick	69-73	C-14/15/23	83	2	18	20	4					
Selected in first round of NHL Amateur Draft (Oshawa, OHA), June 1969. Claimed by Salt Lake City Golden Eagles (CHL) in Reverse Draft, June 1973.												
Kindrachuk, Orest	78-81	C-26	144	38	80	118	181	7	4	1	5	7
Acquired with Tom Bladon and Ross Lonsberry from Philadelphia Flyers for a first round choice in 1978 NHL Amateur Draft, June 1978. Signed by Washington Capitals, September 1981.												
Konik, George	67-68	D-18	52	7	8	15	26					
Acquired with Paul Andrea, Dunc McCallum and Frank Francis from New York Rangers for Larry Jeffrey, June 1967. Purchased by Oakland Seals, June 1968.												
Kontos, Chris	86-88	C-14	67	9	16	25	18					
Acquired from New York Rangers for Ron Duguay, January 1987. Traded to Los Angeles Kings for Bryan Erickson, February 1988.												
Kyte, Jim	89-91	D-3	57	3	1	4	127					
Acquired with Andrew McBain and Randy Gilhen from Winnipeg Jets for Randy Cunneynworth, Rich Tabaracci and Dave McIlwain, June 1989. Traded to Calgary Flames for Jiri Hrdia, December 1990.												
-L-												
Labre, Yvon	70-71/73-74	D-15/20	37	2	3	5	32					
Selected in third round of NHL Amateur Draft (Toronto Marboros, OHA), June 1969. Selected by Washington Capitals in NHL Expansion Draft, June 1974.												
LaFramboise, Pete	74-75	LW-27	35	5	13	18	8	9	1	0	1	0
Acquired from Washington Capitals for Ron Jones, January 1975. Released as a free agent, September 1976.												
Lagace, Jean Guy	68-69/72-75	D-23/24	106	4	20	24	119					
Acquired from Montreal Canadiens for Larry Hillman, November 1968. Selected by Minnesota North Stars in Intra-League Draft, June 1970. Acquired from Buffalo Sabres for Terry Ball, January 1971. Traded with Denis Herron to Kansas City Scouts for Michel Plasse, January 1975.												
Lalonde, Ron	72-75	C-16	108	10	20	30	16					
Selected in fourth round of NHL Amateur Draft (Peterborough, TPT's, OHA), June 1972. Traded to Washington Capitals for Lew Morrison, December 1974.												
Lamoureux, Mitch	83-85	C-12	70	12	9	21	59					
Selected in eighth round of NHL Entry Draft (Oshawa, OHL), June 1981. Released as a free agent, July 1986.												
Lanyon, Ted	67-68	D-5	5	0	0	0	4					
Purchased from Cleveland Barons (AHL), August 1966. Released as a free agent, June 1970.												
Larouche, Pierre	74-78	C-10	240	119	134	253	99	15	2	9	11	2
Selected in first round of NHL Amateur Draft (Sorel, QJHL), May 1974. Traded with a player to be named later (Peter Marsh—December 1977) to Montreal Canadiens for Peter Mahovlich and Peter Lee, November 1977.												
LaVallee, Kevin	86-87	LW-16	33	8	20	28	4					
Signed as a free agent, September 1986. Released as a free agent, July 1987.												
Laxton, Gordon	75-79	G-1/30	17	0	0	0	0					
Selected in first round of NHL Amateur Draft (New Westminster, WCHL), June 1975. Released as a free agent, July 1983.												
Leach, Jamie	89-93	RW-20	60	7	7	14	10					
Selected in third round of NHL Entry Draft (Hamilton, OHL), June 1987. Claimed on waivers by Hartford Whalers, November 1992.												
LeCaine, Bill	68-69	RW-17	4	0	0	0	0					
Signed as a free agent, August 1967. Released as a free agent, June 1969.												
Lecuyer, Doug	82-83	LW-23	12	1	4	5	12					
Claimed from Winnipeg Jets in NHL Waiver Draft, October 1982. Released as a free agent, November 1982.												
Lee, Peter	77-83	RW-10	431	114	131	245	257	19	0	8	8	4
Acquired with Peter Mahovlich from Montreal Canadiens for Pierre Larouche and a player to be named later (Peter Marsh—December 1977), November 1977. Released, June 1983.												
Lehto, Petteri	84-85	D-8	6	0	0	0	4					
Signed from Turku of the Finnish League, July 1984. Released as a free agent, June 1985.												
Leiter, Bob	71-72	C-23	78	14	17	31	18	4	3	0	3	0
Purchased from Hershey Bears (AHL), May 1971. Selected by Atlanta Flames in NHL Expansion Draft, June 1972.												
Lemieux, Alain	86-87	C-11	1	0	0	0	0					
Signed as a free agent, December 1986. Released as a free agent, July 1987.												

PENGUINS ALL-TIME ROSTER

(Players with * are currently in the Penguins organization.)

	Years	Pos.-No	REGULAR SEASON					PLAYOFFS				
			GP	G	A	TP	PIM	GP	G	A	TP	PIM
Lemieux, Mario *	84-94	C-66	599	494	717	211	618	66	56	66	122	46
Selected in first round of NHL Entry Draft (Laval, QMJHL), June 1984.												
Libett, Nick	79-81	LW-14	121	20	18	38	18	5	1	1	2	0
Acquired from Detroit Red Wings for Peter Mahovich, August 1979. Released as a free agent, August 1981.												
Lindstrom, Willy	85-87	RW-19	131	24	30	54	36	-	-	-	-	-
Selected from Edmonton Oilers in NHL Waiver Draft, October 1985. Released as a free agent, July 1987.												
Loney, Troy	83-93	LW-11/24	532	69	100	169	982	66	8	14	22	97
Selected in third round of NHL Entry Draft (Lethbridge, WHL), June 1982. Selected by Mighty Ducks of Anaheim in NHL Expansion Draft, June 1993.												
Lonsberry, Ross	78-81	LW-18	236	56	73	129	150	17	2	3	5	13
Acquired with Tom Bladon and Orest Kindrachuk from Philadelphia Flyers for a first round choice in 1978 NHL Amateur Draft, June 1978. Released as a free agent, June 1981.												
Lowe, Darren	83-84	RW-35	8	1	2	3	0	-	-	-	-	-
Signed as a free agent, February 1984. Released as a free agent, October 1984.												
Lukowich, Bernie	73-74	RW-11	53	9	10	19	32	-	-	-	-	-
Selected in second round of NHL Amateur Draft (New Westminster, WCHL), June 1972. Traded to St. Louis Blues for Bob Stumpf, January 1975.												
Lundberg, Brian	82-83	D-2	1	0	0	0	2	-	-	-	-	-
Selected in ninth round of NHL Entry Draft (Univ. of Michigan, WCHA), June 1980. Released as a free agent, December 1984.												
Lupien, Gilles	80-81	D-2	31	0	1	1	34	-	-	-	-	-
Acquired from Montreal Canadiens for a third round choice in 1983 NHL Entry Draft, September 1980. Traded to Hartford Whalers for a sixth round choice in 1981 NHL Entry Draft, February 1981.												
Lynch, Jack	72-74	D-3	64	1	25	26	61	-	-	-	-	-
Selected in second round of NHL Amateur Draft (Oshawa, OHA), June 1972. Traded with Jim Rutherford to Detroit Red Wings for Ron Stackhouse, January 1974.												
Lyon, Steve	76-77	D-5	3	0	0	0	2	-	-	-	-	-
Signed to a tryout contract, November 1976. Released as a free agent, June 1977.												
-M-												
MacDonald, Lowell	70-71/72-78	LW-14/18	328	140	166	306	60	15	6	4	10	8
Selected from Los Angeles Kings in Intra-League Draft, June 1970. Released as a free agent, February 1978.												
MacLeish, Rick	81-83	LW-7/19	46	13	17	30	30	5	1	1	2	0
Acquired from Hartford Whalers for Russ Anderson and an eighth round choice in 1983 NHL Entry Draft, December 1981. Signed by Philadelphia Flyers as a free agent, October 1983.												
MacNeil, Al	67-68	D-3	74	2	10	12	58	-	-	-	-	-
Selected from New York Rangers in NHL Expansion Draft, June 1967. Traded to Montreal Canadiens for Wally Boyer, June 1968.												
Mahovich, Pete	77-79	C-20/26	117	39	75	114	76	2	0	1	1	0
Acquired with Peter Lee from Montreal Canadiens for Pierre Larouche and a player to be named later (Peter Marsh-December 1977), November 1977. Traded to Detroit Red Wings for Nick Libett, August 1979.												
Malone, Greg	76-83	C-12	495	143	221	364	496	18	3	5	8	32
Selected in second round of NHL Amateur Draft (Oshawa, OHA), June 1976. Traded to Hartford Whalers for a third round choice in 1985 NHL Entry Draft, September 1983.												
Mann, Jimmy	87-88	RW-18	9	0	0	0	53	-	-	-	-	-
Signed as a free agent, June 1987. Released as a free agent, July 1988.												
Maniha, Moe	84-88	D-20	232	37	131	168	223	-	-	-	-	-
Acquired with a first round choice in 1984 NHL Entry Draft from Winnipeg Jets to complete a deal in which Randy Carlyle was sent to Winnipeg, March 1984. Traded with Craig Simpson, Dave Hannan and Chris Joseph to Edmonton Oilers for Paul Coffey, Dave Hunter and Wayne Van Dorp, November 1987.												
Marshall, Paul	79-81	LW-20	59	12	12	24	13	1	0	0	0	0
Selected in second round of NHL Entry Draft (Brantford, OHA), August 1979. Traded with Kim Davis to Toronto Maple Leafs for Dave Burrows and Paul Gardner, November 1980.												
Mathiasen, Dwight	85-88	RW-11/22/24/34	33	1	7	8	18	-	-	-	-	-
Signed as a free agent, March 1986. Released as a free agent, July 1988.												
Mattiussi, Dick	67-69	LW-5	44	0	4	4	32	-	-	-	-	-
Purchased from Cleveland Barons (AHL), September 1966. Traded with Earl Ingarfield and Gene Ubricco to Oakland Seals for Bryan Watson, George Swarbrick and Tracy Pratt, January 1969.												
Maxwell, Bryan	83-85	D-5	89	3	20	23	141	-	-	-	-	-
Claimed from Winnipeg Jets on waivers, October 1983. Released as a free agent, July 1985.												
Mayer, Pat	87-88	D-32	1	0	0	4	-	-	-	-	-	-
Signed as a free agent, July 1987. Traded to Los Angeles Kings for Tim Tookey, March 1989.												
McAdam, Gary	78-81	LW-16	140	27	40	67	95	12	3	3	6	9
Acquired from Buffalo Sabres for Dave Schultz, February 1979. Traded to Detroit Red Wings for Errol Thompson, January 1981.												
McBain, Andrew	89-90	RW-9	41	5	9	14	51	-	-	-	-	-
Acquired with Jim Kyte and Randy Gilhen from Winnipeg Jets for Randy Cunneyworth, Rich Tabaracci and Dave McLlwain, June 1989. Traded with Dave Capuano and Dan Quinn to Vancouver Canucks for Rod Buskas, Barry Pederson and Tony Tanti, January 1990.												
McCallum, Dunc	67-71	D-6/26	185	14	35	49	228	10	1	2	3	12
Acquired with Paul Andrea and George Konik from New York Rangers for Larry Jeffrey, June 1967. Claimed by Providence Reds (AHL) in Reverse Draft, June 1969. Purchased from Providence, January 1970. Released, March 1970.												
McCarthy, Kevin	83-85	D-24/25	95	13	26	39	82	-	-	-	-	-
Acquired from Vancouver Canucks for a third round choice in 1984 NHL Entry Draft, January 1984. Signed by Philadelphia Flyers as a free agent, July 1985.												
McClelland, Kevin	81-84	C-18	72	8	12	20	139	5	1	1	2	5
Acquired with Pat Bouette from Hartford Whalers as compensation for Hartford's signing of free agent Greg Millen, June 1981. Traded with a sixth round choice in 1984 NHL Entry Draft to Edmonton Oilers for Tom Roulston, December 1983.												
McCreary, Keith	67-72	LW-10/21	292	82	59	141	199	11	0	4	4	6
Selected from Montreal Canadiens in NHL Expansion Draft, June 1967. Selected by Atlanta Flames in NHL Expansion Draft, June 1972.												
McDonald, Ab	67-68	LW-20	74	22	21	43	38	-	-	-	-	-
Selected from Detroit Red Wings in NHL Expansion Draft, June 1967. Traded to St. Louis Blues in a three-way deal with Philadelphia Flyers, June 1968.												

PENGUINS ALL-TIME ROSTER

(Players with * are currently in the Penguins organization.)

	Years	Pos.-No	REGULAR SEASON					PLAYOFFS				
			GP	G	A	TP	PIM	GP	G	A	TP	PIM
McDonnell, Joe	84-86	D-2	43	2	9	11	22	-	-	-	-	-
Signed as a free agent, December 1984. Released as a free agent, July 1987.												
McDonough, Al	71-74	RW-9	152	56	74	130	46	4	0	1	1	0
Acquired from Los Angeles Kings for Bob Woytowich, January 1972. Traded to Atlanta Flames for Chuck Arason and Bob Paradise, January 1974.												
McEachern, Shawn *	91-93/94	C/LW-15	126	40	46	86	56	37	6	9	15	16
Selected in sixth round of NHL Entry Draft (Cambridge, Mass., Matigon H.S.), June 1987. Traded to Los Angeles for Marty McSorley on August 27, 1993. Acquired with Tomas Sandstrom from Los Angeles for Marty McSorley and Jim Paek, February 15, 1994.												
McGeough, Jim	84-87	RW-16/22	42	4	10	14	20	-	-	-	-	-
Acquired from Washington Capitals for Mark Taylor, March 1985. Released as a free agent, July 1987.												
McKenzie, Brian	71-72	LW-15	6	1	1	2	4	-	-	-	-	-
Selected in second round of NHL Amateur Draft (St. Catherines, OHA), June 1971. Sold to Atlanta Flames, October 1972.												
McKenzie, Jim *	94	LW-33	11	0	0	0	16	3	0	0	0	0
Acquired from Dallas for Mike Needham, March 21, 1994.												
McLlwain, Dave	87-89	C-19	90	12	10	22	44	3	0	1	1	0
Selected in ninth round of NHL Entry Draft (North Bay, OHL), June 1986. Traded with Randy Carlyle and Rich Tabaracci to Winnipeg Jets for Jim Kyte, Andrew McBain and Randy Gilhen, June 1989.												
McMahon, Mike	69-70	D-26	12	1	3	4	19	-	-	-	-	-
Acquired from Detroit Red Wings for Billy Dea, October 1969. Selected by Buffalo Sabres in NHL Expansion Draft, June 1970.												
McManama, Bob	73-76	D-15	99	11	25	36	28	8	0	1	1	6
Signed as a free agent, August 1973. Released as a free agent, June 1978.												
McSorley, Marty	83-85/93-94	RW-4/D-33	134	5	25	30	378	-	-	-	-	-
Signed as a free agent, July 1982. Traded with Tim Hrynewich to Edmonton Oilers for Gilles Meloche, September 1985. Acquired from Los Angeles for Shawn McEachern, August 1993. Traded to Los Angeles with Jim Paek for Shawn McEachern and Tomas Sandstrom, February 1994.												
Meeker, Mike	78-79	RW-8/16	4	0	0	0	5	-	-	-	-	-
Selected in second round of NHL Amateur Draft (Peterborough, OHL), June 1978. Released as a free agent, November 1982.												
Meighan, Ron	82-83	D-5	41	2	6	8	16	-	-	-	-	-
Acquired with Anders Hakansson from Minnesota North Stars for George Ferguson and a first round choice in 1983 NHL Entry Draft, October 1982. Released as a free agent, March 1985.												
Meloche, Gilles	85-88	G-27	104	0	2	2	22	-	-	-	-	-
Acquired from Edmonton Oilers for Tim Hrynewich and Marty McSorley, September 1985. Released as a free agent, July 1988.												
Michayluk, Dave	91-92	LW-34	-	-	-	-	-	7	1	1	2	0
Signed as a free agent, May 1989. Released as a free agent, June 1992.												
Millen, Greg	78-81	G-29	135	0	5	5	20	10	0	0	0	0
Selected in fifth round of NHL Amateur Draft (Peterborough, OHL), June 1977. Signed by Hartford Whalers as a free agent, June 1981. As compensation, Pittsburgh received Pat Boutette and the NHL rights to Kevin McClelland.												
Mokosak, Carl	86-87	LW-31	3	0	0	0	4	-	-	-	-	-
Signed as a free agent, July 1986. Released as a free agent, July 1988.												
Monahan, Hartland	77-78	RW-8	7	2	0	2	2	-	-	-	-	-
Acquired from Washington Capitals for a first round choice in 1979 NHL Entry Draft (later transferred to Minnesota North Stars), October 1977. Traded with Syl Apps to Los Angeles Kings for Dave Schultz, Gene Carr and a fourth round choice in 1978 NHL Amateur Draft, November 1977.												
Morrison, Jim	69-71	D-27	132	5	25	30	72	8	0	3	3	10
Purchased from Baltimore Clippers (AHL), October 1969. Signed by Baltimore as a free agent, October 1971.												
Morrison, Lew	74-78	RW-16	214	13	13	26	12	13	0	0	0	0
Acquired from Washington Capitals for Ron Lalonde, December 1974. Loaned to Binghamton Dusters (AHL), November 1977.												
Mullen, Joe *	90-94	RW-7	280	130	136	266	91	49	15	14	29	20
Acquired from Calgary Flames for a second round choice in 1990 NHL Entry Draft, June 1990.												
Mulvenna, Glenn	91-92	C-45	1	0	0	0	2	-	-	-	-	-
Signed as a free agent, December 1987. Released as a free agent, June 1992.												
Mulvey, Paul	81-82	LW-26	27	1	7	8	76	-	-	-	-	-
Acquired from Washington Capitals as compensation for Washington's signing Orest Kindrachuk, September 1981. Claimed by Los Angeles Kings on waivers, December 1981.												
Murphy, Larry *	90-94	D-4/55	288	65	198	263	197	62	13	44	57	73
Acquired with Peter Taglianetti from Minnesota North Stars for Jim Johnson and Chris Dahlquist, December 1990.												
Naslund, Markus *	93-94	RW-29	71	4	7	11	27	-	-	-	-	-
Selected in first round of NHL Entry Draft (MoDo, Sweden), June 1991.												
Neaton, Pat *	93-94	D-36	9	1	1	2	12	-	-	-	-	-
Selected in seventh round of NHL Entry Draft (U. Michigan, CCHA), June 1990.												
Needham, Mike	92-94	RW-45/39	81	9	5	14	16	14	2	0	2	4
Selected in sixth round of NHL Entry Draft (Kamloops, WHL), June 1989. Traded to Dallas for Jim McKenzie, March 21, 1994.												
Nelson, Todd	91-92	D-44	1	0	0	0	0	-	-	-	-	-
Selected in fourth round of the NHL Entry Draft (Prince Albert, WHL), June 1989. Signed by Washington as a free agent, July 1993.												
Newton, Cam	70-71/72-73	G-1/30	16	0	1	1	6	-	-	-	-	-
Selected in eighth round of NHL Amateur Draft (Kitchener, OHA), June 1970. Signed by Chicago Cougars (WHA), May 1973.												
Nolan, Ted	85-86	LW-25/34	18	1	1	2	34	-	-	-	-	-
Purchased from Buffalo Sabres, September 1985. Released as a free agent, July 1986.												
Nolet, Simon	75-76	RW-9	39	9	8	17	2	3	0	0	0	0
Acquired with Ed Gilbert and a first round choice in 1976 NHL Amateur Draft from Kansas City Scouts for Steve Durban, Chuck Arason and a first round choice in 1976 NHL Amateur Draft, January 1975. Traded with Michel Plasse as compensation for Pittsburgh's signing of Denis Herron as a free agent, August 1976.												
Noris, Joe	71-72	D-27	35	2	5	7	36	-	-	-	-	-
Selected in third round of NHL Amateur Draft (Toronto Marlboros, OHA), June 1971. Traded to St. Louis Blues for Jim Shires, January 1973.												

PENGUINS ALL-TIME ROSTER

(Players with * are currently in the Penguins organization.)

	Years	Pos.-No	REGULAR SEASON					PLAYOFFS					
			GP	G	A	TP	PIM	GP	G	A	TP	PIM	
Nowak, Hank	73-74	G-27	13	0	0	0	11	-	-	-	-	-	-
Purchased from Hershey Bears (AHL), May 1973. Traded with a third round choice in 1974 NHL Amateur Draft to Detroit Red Wings for Nelson DeBenedet, May 1974.													
-O-													
O'Regan, Tom	83-86	C-8/12	61	5	12	17	10	-	-	-	-	-	-
Signed as a free agent, September 1983. Released as a free agent, July 1986.													
Owchar, Dennis	74-78	D-25	158	18	49	67	146	8	0	1	1	6	-
Selected in fourth round of NHL Amateur Draft (Toronto Marlboros, OHA), May 1973. Traded to Colorado Rockies for Tom Eder, December 1977.													
-P-													
Paek, Jim	90-94	D-2/3	170	4	26	30	108	27	1	4	5	8	-
Selected in ninth round of NHL Entry Draft (Oshawa, OHL), June 1985. Traded to Los Angeles with Marty McSorley for Shawn McEachern and Tomas Sandstrom, February 15, 1994.													
Paiement, Wilf	87-88	RW-9	23	2	6	8	39	-	-	-	-	-	-
Signed as a free agent, July 1987. Released as a free agent, July 1988.													
Paradise, Bob	73-76/77-79	D-2/24	203	7	33	40	209	7	0	1	1	17	-
Acquired with Chuck Aranson from Atlanta Flames for Al McDonough, January 1974. Traded to Washington Capitals for a second round choice in 1976 NHL Amateur Draft, November 1975. Acquired from Washington Capitals for negotiating rights to Don Awrey, October 1977. Released as a free agent, June 1979.													
Patterson, Ed	93-94	RW-44	27	10	-	-	-	-	-	-	-	-	-
Selected in seventh round of NHL Entry Draft (Kamloops, WHL), June 1991.													
Pearson, Mel	67-68	C/LW-23	2	0	1	1	0	-	-	-	-	-	-
Selected from Chicago Blackhawks in NHL Expansion Draft, June 1967. Sold to Portland Buckaroos (WHL), July 1968.													
Pederson, Barry	89-91	C-10	84	10	26	36	50	-	-	-	-	-	-
Acquired with Rod Buskas and Tony Tanti from Vancouver Canucks for Dave Capuano, Andrew McBain and Dan Quinn, January 1990. Released as a free agent, June 1991.													
Pietrangelo, Frank	87-92	G-40	87	0	3	3	30	5	0	1	1	2	-
Selected in fourth round of NHL Entry Draft (Univ. of Minnesota, WCHA), June 1984. Traded to Hartford Whalers for the Whalers third round draft choice in the 1994 Entry Draft, March 1992.													
Plasse, Michel	74-76	G-31	76	0	3	24	3	0	0	0	0	0	-
Acquired from Kansas City Scouts for Jean Guy Lagace and Denis Herron, January 1975. Traded with Simon Nolet to Colorado Rockies as compensation for Pittsburgh's signing of Denis Herron, August 1976.													
Polis, Greg	70-74	LW-22	256	88	70	158	146	4	0	2	2	0	-
Selected in first round of NHL Amateur Draft (Estevan, WHL), June 1970. Traded with Bryan Watson and a second round choice in 1974 NHL Amateur Draft to St. Louis Blues for Bob Kelly, Ab DeMarco and Steve Durbano, January 1974.													
Pratt, Kelly	74-75	RW-12	22	0	6	6	15	-	-	-	-	-	-
Signed as a free agent, July 1974. Sold to Hershey Bears (AHL), August 1975.													
Pratt, Tracy	68-70	D-6/11	83	5	12	17	158	10	0	1	1	51	-
Acquired with George Swarbrick and Bryan Watson from Oakland Seals for Earl Ingarfield, Dick Mattiussi and Gene Ubrinco, January 1969. Selected by Buffalo Sabres in NHL Expansion Draft, June 1970.													
Prentice, Dean	69-71	LW-20	144	47	42	89	32	12	2	5	7	8	-
Selected from Detroit Red Wings in Intra-League Draft, June 1969. Sold to Minnesota North Stars, October 1971.													
Price, Noel	67-69	D-4	143	8	45	53	109	-	-	-	-	-	-
Selected from Montreal Canadiens in NHL Expansion Draft, June 1967. Claimed by Springfield Kings (AHL), in Reverse Draft, June 1969.													
Price, Pat	80-83	D-2	128	8	52	60	459	10	1	1	2	49	-
Acquired from Edmonton Oilers for Pat Hughes, March 1981. Signed as a free agent by Quebec Nordiques, December 1982.													
Price, Tom	76-79	D-6/25/28	19	0	2	2	8	-	-	-	-	-	-
Signed as a free agent, February 1977. Released as a free agent, June 1980.													
Priestlay, Ken	90-92	C-18	52	2	9	11	4	-	-	-	-	-	-
Acquired from Buffalo Sabres for Tony Tanti, March 1991. Released as a free agent, July 1993.													
Pronovost, Jean	68-78	RW-19	753	316	287	603	306	29	9	9	18	12	-
Purchased with John Arbour from Boston Bruins, May 1968. Traded to Atlanta Flames with Atlanta sending Dick Redmond to Boston and Boston sending Gregg Sheppard to Pittsburgh, September 1978.													
-Q-													
Quinn, Dan	86-90	C-10/14	254	111	162	273	214	11	6	3	9	10	-
Acquired from Calgary Flames for Mike Eullard, November 1986. Traded with Andrew McBain and Dave Capuano to Vancouver Canucks for Tony Tanti, Barry Pederson and Rod Buskas, January 1990.													
-R-													
Ramsey, Mike	92-94	D-6	77	3	4	7	30	13	0	6	6	4	-
Acquired from Buffalo Sabres for Bob Errey, March 1993. Released as a free agent, June 1994.													
Recchi, Mark	88-92	RW-8/18	225	104	148	252	170	24	10	24	34	33	-
Selected in fourth round of NHL Entry Draft (Kamloops, WHL), June 1988. Traded with Brian Benning and Los Angeles Kings' first round choice in 1992 NHL Entry Draft to Philadelphia Flyers for Rick Tocchet, Kjell Samuelsson, Ken Wreggett and a conditional draft choice, February 1992.													
Redquest, Greg	77-78	G-25	1	0	0	0	0	-	-	-	-	-	-
Selected in fourth round of NHL Amateur Draft (Kingston, OHL), June 1976. Released as a free agent, June 1979.													
Ricci, Nick	79-83	G-31	19	0	0	0	2	-	-	-	-	-	-
Selected in fourth round of NHL Entry Draft (Niagara Falls, OHL), August 1979. Traded with Pat Graham to Toronto Maple Leafs for Rocky Saganjuk and Vincent Tremblay, August 1983.													
Riggan, Pat	86-88	G-1	39	0	1	1	14	-	-	-	-	-	-
Acquired from Boston Bruins for Roberto Romano, February 1987. Released as a free agent, July 1988.													
Rissling, Gary	80-85	RW-10/15/20/23	185	20	26	46	832	5	0	1	1	4	-
Acquired from Washington Capitals for a fifth round choice in 1981 NHL Entry Draft, January 1981. Released as a free agent, June 1987.													
Rivard, Bob	67-68	LW-19	27	5	12	17	4	-	-	-	-	-	-
Selected from Montreal Canadiens in NHL Expansion Draft, June 1967. Sent to Baltimore Clippers (AHL) to complete an earlier deal in which Pittsburgh purchased Jim Morrison from Baltimore, November 1969.													
Robert, Rene	71-72	C-14	49	7	11	18	42	-	-	-	-	-	-
Claimed from Toronto Maple Leafs in Intra-League Draft, June 1971. Traded to Buffalo Sabres for Eddie Shack, March 1972.													

PENGUINS ALL-TIME ROSTER

(Players with * are currently in the Penguins organization.)

	Years	Pos.-No	REGULAR SEASON				PLAYOFFS					
			GP	G	A	TP	PIM	GP	G	A	TP	PIM
Roberts, Gord	90-92	D-14/28	134	5	34	39	89	43	1	4	5	95
Acquired from St. Louis Blues for future considerations, October 1990. Signed by Boston Bruins as a free agent, June 1992.												
Romano, Roberto	82-87/93-94	G-30/35	125	0	1	1	6	-	-	-	-	-
Signed as a free agent, December 1982. Traded to Boston Bruins for Pat Riggin, February 1987. Signed as a free agent on October 7, 1993. Released as a free agent, June 1994.												
Roulston, Tom	83-84/85-86	RW-12/18	58	11	17	28	10	-	-	-	-	-
Acquired from Edmonton Oilers for Kevin McClelland and a sixth round choice in 1984 NHL Entry Draft, December 1983. Released as a free agent, July 1986.												
Rowe, Mike	84-87	D-5/33	11	0	0	0	11	-	-	-	-	-
Selected in third round of NHL Entry Draft (Toronto Marboros, OHL), June 1983. Released as a free agent, July 1988.												
Rupp, Duane	68-73	D-2	265	21	83	104	170	10	2	2	4	8
Acquired from Minnesota North Stars for Leo Bolvin, January, 1969. Released as a free agent, June 1974.												
Ruskowski, Terry	85-87	LW-8	143	40	74	114	309	-	-	-	-	-
Signed as a free agent, October 1985. Signed by Minnesota North Stars as a free agent, July 1987.												
Rutherford, Jim	71-74	G-1/29	115	0	1	1	18	4	0	0	0	0
Selected from Detroit Red Wings in Intra-League Draft, June 1971. Traded with Jack Lynch to Detroit for Ron Stackhouse, January 1974.												
Saganuik, Rocky	83-84	RW-11/33	29	1	3	4	37	-	-	-	-	-
Acquired with Vincent Tremblay from Toronto Maple Leafs for Pat Graham and Nick Ricci, August 1983. Removed from the reserve list, July 1984.												
Samuelsson, Kjell *	91-94	D-23/28	142	9	16	25	258	33	0	6	6	34
Acquired with Rick Tocchet, Ken Wreggett and a conditional draft choice from Philadelphia Flyers for Mark Recchi, Brian Binning and Los Angeles Kings' first round choice in 1992 NHL Entry Draft, February 1992.												
Samuelson, Ulf	90-94	D-5	233	10	68	78	691	59	4	10	14	115
Acquired with Ron Francis and Grant Jennings from Hartford Whalers for John Cullen, Zarley Zalapski and Jeff Parker, March 1991.												
Sanderson, Derek	77-78	C-16	13	3	1	4	0	-	-	-	-	-
Signed as a free agent, March 1978. Retired, June 1978.												
Sandstrom, Tomas *	93-94	RW-17	27	6	11	17	24	6	0	0	0	4
Acquired with Shawn McEachern from Los Angeles for Marty McSorley and Jim Paek, February 1994.												
Sasser, Grant	83-84	C-19	3	0	0	0	0	-	-	-	-	-
Selected in fifth round of NHL Entry Draft (Portland, WHL), June 1982. Released as a free agent, July 1986.												
Sather, Glen	69-71	LW-16	122	20	17	37	210	10	0	2	2	17
Selected from Boston Bruins in Intra-League Draft, June 1969. Traded to New York Rangers for Syl Apps and Sheldon Kannegiesser, January 1971.												
Schinkel, Ken	67-73	RW-12	371	93	143	236	86	13	6	1	7	4
Selected from New York Rangers in NHL Expansion Draft, June 1967. Named Penguins' head coach, January 1973.												
Schmidt, Norm	83-84/85-88	D-3/25	125	23	33	56	73	-	-	-	-	-
Selected in fourth round of NHL Entry Draft (Oshawa, OHL), June 1981. Released as a free agent, July 1988.												
Schock, Ron	69-77	C-17	619	124	280	404	201	29	2	12	14	23
Acquired with Craig Cameron from St. Louis Blues for Lou Angotti and a first round choice in 1971 Amateur Draft, June 1969. Traded to Buffalo Sabres for Brian Spencer, September 1977.												
Schofield, Dwight	86-87	D-4	25	1	6	7	59	-	-	-	-	-
Purchased from Washington Capitals, October 1986. Released as a free agent, July 1987.												
Schultz, Dave	77-79	LW-8	113	13	34	47	535	-	-	-	-	-
Acquired with Gene Carr and a fourth round choice in 1978 NHL Amateur Draft from Los Angeles Kings for Syl Apps and Hartland Monahan, November 1977. Traded to Buffalo Sabres for Gary McAdam, February 1979.												
Schutt, Rod	78-84	LW-23/27	278	76	92	168	177	22	8	6	14	26
Acquired from Montreal Canadiens for a first round choice in 1981 Entry Draft, October 1978. Signed by Toronto Maple Leafs as a free agent, October 1985.												
Shack, Eddie	71-73	LW-23/24	87	30	29	59	96	4	0	1	1	15
Acquired from Buffalo Sabres for Rene Robert, March 1972. Purchased by Toronto Maple Leafs, July 1973.												
Shedden, Doug	81-86	RW-14	332	123	159	282	148	-	-	-	-	-
Selected in fifth round of NHL Entry Draft (Sault Ste. Marie, OHL), June 1980. Traded to Detroit Red Wings for Ron Duguay, March 1986.												
Sheppard, Gregg	78-82	C-19	241	50	73	123	113	17	4	7	11	2
Acquired from Boston Bruins with Boston receiving Dick Redmond from Atlanta Flames and Pittsburgh sending Jean Pronovost to Atlanta, September 1978. Released as a free agent, June 1982.												
Shires, Jim	72-73	LW-27	18	1	2	3	2	-	-	-	-	-
Acquired from St. Louis Blues for Joe Noris, January 1973. Released as a free agent, June 1974.												
Simmer, Charlie	87-88	RW-13/16	50	11	17	28	24	-	-	-	-	-
Selected from Boston Bruins in NHL Waiver Draft, October 1988. Released as a free agent, July 1989.												
Simpton, Bob	81-83	LW-28/33	30	10	9	19	4	2	0	0	0	0
Signed as a free agent, October 1981. Released as a free agent, July 1984.												
Simpton, Craig	85-88	RW-18	169	50	55	105	140	-	-	-	-	-
Selected in first round of NHL Entry Draft (Michigan St., CCHA), June 1985. Traded with Moe Mantha, Dave Hannan and Chris Joseph to Edmonton Oilers for Paul Coffey, Dave Hunter and Wayne Van Dorp, November 1988.												
Siren, Ville	85-89	D-5	187	10	45	55	144	-	-	-	-	-
Acquired from Hartford Whalers for Pat Boutette, November 1984. Traded with Steve Gotaas to Minnesota North Stars for Scott Bjugstad and Gord Dineen, December 1988.												
Smith, Al	69-71	G-29	93	0	0	0	61	3	0	0	0	0
Purchased from Toronto Maple Leafs, June 1968. Selected by Detroit Red Wings in Intra-League Draft, June 1971.												
Smith, Doug	89-90	C-15	10	1	1	2	25	-	-	-	-	-
Acquired from Vancouver Canucks for cash, February 1990. Released as a free agent, June 1990.												
Snell, Ron	68-70	RW-14/16	7	3	2	5	6	-	-	-	-	-
Selected in second round of NHL Amateur Draft (Regina, WCJHL), June 1968. Sold to Hershey Bears (AHL), June 1973.												
Snell, Ted	73-74	RW-10	55	4	12	16	8	-	-	-	-	-
Signed as a free agent, October 1973. Selected by Kansas City Scouts in NHL Expansion Draft, June 1974.												
Speer, Billy	67-69	D-17	102	4	17	21	71	-	-	-	-	-
Purchased from Cleveland Barons (AHL), September 1966. Selected by Boston Bruins in Intra-League Draft, June 1969.												

PENGUINS ALL-TIME ROSTER

(Players with * are currently in the Penguins organization.)

	Years	Pos.-No	GP	REGULAR SEASON					PLAYOFFS			
				G	A	TP	PIM	GP	G	A	TP	PIM
Spencer, Brian	77-79	LW-22	86	9	11	20	81	4	2	10	12	66
Acquired from Buffalo Sabres for Ron Schock, September 1977. Loaned to Binghamton Dusters (AHL), October 1978.												
Stackhouse, Ron	73-82	D-3	621	66	277	343	547	32	5	8	13	38
Acquired from Detroit Red Wings for Jim Rutherford and Jack Lynch, January 1974. Retired, November 1982.												
Stanton, Paul	90-93	D-22/23	206	11	33	49	199	44	2	10	12	66
Selected in eighth round of NHL Entry Draft (Boston, Mass., Catholic Memorial H.S.), June 1985. Traded to Boston for the Bruins third round pick in the 1994 NHL Entry Draft, October 8, 1993.												
Stapleton, Mike	92-94	C-26	136	11	13	24	28	4	0	0	0	0
Signed as a free agent, September 1992. Claimed on waivers for Edmonton, February 19, 1994.												
Stevens, Kevin *	87-94	LW-25	431	236	264	500	915	74	39	50	89	129
Acquired NHL rights from Los Angeles Kings for Anders Hakansson, September 1983.												
Stewart, Bob	79-80	D-8	65	3	7	10	52	5	1	1	2	2
Acquired from St. Louis Blues for Blair Chapman, November 1979. Released as a free agent, November 1982.												
Stewart, John	70-72	LW-20/23	40	4	9	13	32	-	-	-	-	-
Selected in second round of NHL Amateur Draft (Flin Flon, WCHL), June 1970. Selected by Atlanta Flames in NHL Expansion Draft, June 1972.												
St. Laurent, Andre	81-84	C-34	96	23	14	37	130	5	2	1	3	8
Selected from Los Angeles Kings on waivers, February 1982. Traded to Detroit Red Wings for future considerations, October 1983.												
Stoughton, Blaine	73-74	RW-12	34	5	6	11	8	-	-	-	-	-
Selected in first round of NHL Amateur Draft (Flin Flon, WCHL), May 1973. Traded with a first round choice in 1977 NHL Amateur Draft to Toronto Maple Leafs for Rick Kehoe, September 1974.												
Straka, Martin *	92-94	C-82	126	33	47	80	53	17	3	1	4	4
Selected in first round of NHL Entry Draft (Skoda Plzen, Czech.), June 1992.												
Stratton, Art	67-68	LW-7	58	16	21	37	16	-	-	-	-	-
Selected from Chicago Blackhawks in NHL Expansion Draft, June 1967. Purchased by Philadelphia Flyers to complete an earlier deal in which Pittsburgh received Wayne Hicks, March 1968.												
Stumpf, Bob	74-75	D-29	3	0	0	0	0	-	-	-	-	-
Acquired from St. Louis Blues for Bernie Lukowich, January 1975. Loaned to Hershey Bears (AHL), October 1975.												
Sutter, Rich	82-84	RW-9/23	9	0	0	0	0	-	-	-	-	-
Selected in first round of NHL Entry Draft (Lethbridge, WHL), June 1982. Traded with a second and a third round choice in 1984 NHL Entry Draft to Philadelphia Flyers for Andy Brickley, Mark Taylor, Ron Flockhart and a first and third round choice in 1984 NHL Entry Draft, October 1983.												
Swain, Gary	68-69	LW-24	9	1	1	2	0	-	-	-	-	-
Selected in first round of NHL Amateur Draft (Niagara Falls, OHA), June 1968. Released as a free agent, June 1971.												
Swarbrick, George	68-70	RW-10/15	31	1	7	8	36	-	-	-	-	-
Acquired with Bryan Watson and Tracy Pratt from Oakland Seals for Earl Ingarfield, Gene Ubriaco and Dick Mattiussi, January 1969. Traded to Philadelphia Flyers for Terry Ball, June 1970.												
Tabaracci, Rich	88-89	G-31	1	0	0	0	2	-	-	-	-	-
Selected in second round of NHL Entry Draft (Cornwall, OHL), June 1987. Traded with Randy Cunneynworth and Dave McLWain to Winnipeg Jets for Jim Kyte, Andrew McBain and Randy Gilhen, June 1989.												
Taglianetti, Peter *	90-92/92-94	D-32	154	7	27	34	326	35	1	7	8	81
Acquired with Larry Murphy from Minnesota North Stars for Jim Johnson and Chris Dahlquist, December 1990. Selected by Tampa Bay Lightning in NHL Expansion Draft, June 1992. Acquired from Tampa Bay Lightning for third round choice in 1993 NHL Entry Draft, March 1993.												
Tallon, Dale	78-80	D-4/19	95	10	33	43	53	4	0	0	0	4
Acquired from Chicago Blackhawks for a second round choice in 1980 NHL Entry Draft, October 1978. Released as a free agent, June 1980.												
Tamer, Chris *	93-94	D-2	12	0	0	0	9	5	0	0	0	2
Selected in fourth round of NHL Entry Draft (U. of Michigan, CCHA), June, 1990.												
Tanti, Tony	89-91	RW-9	83	20	30	50	66	-	-	-	-	-
Acquired with Rod Buskas and Barry Pederson from Vancouver Canucks for Dave Capuano, Andrew McBain and Dan Quinn, January 1990. Traded to Buffalo Sabres for Ken Priestley, March 1991.												
Taylor, Bob	75-76	G-30	2	0	0	0	0	-	-	-	-	-
Acquired with Ed Van Impe from Philadelphia Flyers for Gary Inness, March 1976. Released as a free agent, June 1976.												
Taylor, Mark	83-85	C-16	106	31	41	72	43	-	-	-	-	-
Acquired with Ron Flockhart, Andy Brickley and a first and third round choice in 1984 NHL Entry Draft from Philadelphia Flyers for Rich Sutter and a second and a third round choice in 1984 NHL Entry Draft, October 1983. Traded to Washington Capitals for Jim McGeough, March 1985.												
Tebbutt, Greg	83-84	D-34	24	0	2	2	33	-	-	-	-	-
Signed as a free agent, July 1983. Released as a free agent, July 1985.												
Thompson, Errol	80-81	LW-6	34	5	8	14	12	-	-	-	-	-
Acquired from Detroit Red Wings for Gary McAdam, January 1981. Released as a free agent, November 1982.												
Thornbury, Tom	83-84	D-34	14	1	8	9	16	-	-	-	-	-
Selected in third round of NHL Entry Draft (Niagara Falls, OHL), June 1981. Traded to Quebec Nordiques for Brian Ford, December 1984.												
Tippett, Dave	92-93	LW/C-14	74	6	19	25	56	12	1	4	5	14
Signed as a free agent, August 1992. Released as a free agent, June 1993.												
Tocchet, Rick	91-94	RW-9/22	150	76	103	179	435	32	15	22	37	68
Acquired with Kjell Samuelsson, Ken Wregget and a conditional draft choice from Philadelphia Flyers for Mark Recchi, Brian Benning and Los Angeles Kings' first round choice in 1992 NHL Entry Draft, February 1992. Traded to Los Angeles with Pittsburgh's second round draft choice in 1995 for Luc Robitaille, July, 1994.												
Tookey, Tim	83-84	C-17	8	0	2	2	2	-	-	-	-	-
Signed as a free agent, September 1983. Signed by Philadelphia Flyers as a free agent, July 1985.												
Tremblay, Vincent	83-84	G-31	4	0	0	0	2	-	-	-	-	-
Acquired with Rocky Saganik from Toronto Maple Leafs for Nick Ricci and Pat Graham, August 1983. free agent, July 1984.												
Trottier, Bryan *	90-92/93-94	C-19	156	24	48	72	114	46	7	7	14	57
Signed as a free agent, July 1990. Retired, August 1992. Signed as a free agent, June 22, 1993.												
Turnbull, Ian	82-83	D-7	7	0	0	0	4	-	-	-	-	-
Signed as a free agent, October 1982. Released as a free agent, July 1983.												

PENGUINS ALL-TIME ROSTER

(Players with * are currently in the Penguins organization.)

	Years	Pos.-No	REGULAR SEASON					PLAYOFFS							
			GP	G	A	TP	PIM	GP	G	A	TP	PIM			
-U-															
Ubrico, Gene	67-69	LW/C-11	114	33	26	59	30	-	-	-	-	-	-	-	-
Acquired from Hershey Bears (AHL) for Gil Gilbert, October 1967. Traded with Earl Ingarfield and Dick Mattiussi to Oakland Seals for George Swarbrick, Bryan Watson and Tracy Pratt, January 1969.															
-V-															
Van Dorp, Wayne	87-88	LW-22	25	1	3	4	75	-	-	-	-	-	-	-	-
Acquired with Paul Coffey and Dave Hunter from Edmonton Oilers for Craig Simpson, Dave Hannan, Moe Mantha and Chris Joseph, November 1987. Traded to Buffalo Sabres for future considerations, September 1988.															
Van Impe, Ed	75-77	D-2	22	0	8	8	22	3	0	1	1	2	-	-	-
Acquired with Bobby Taylor from Philadelphia Flyers for Gary Inness, March 1976. Released as a free agent, July 1977.															
-W-															
Watson, Bryan	68-74	D-5	303	8	57	65	871	14	0	0	0	38	-	-	-
Acquired with George Swarbrick and Tracy Pratt from Oakland Seals for Earl Ingarfield, Gene Ubrico and Dick Mattiussi, January 1969. Traded with Greg Polis and a second round choice in 1974 NHL Amateur Draft to St. Louis Blues for Steve Durban, Ab DeMarco and Bob Kelly, January 1974.															
Weir, Wally	84-85	D-23	14	0	3	3	34	-	-	-	-	-	-	-	-
Selected from Hartford Whalers in NHL Waiver Draft, March 1985. Released as a free agent, July 1985.															
Wiley, Jim	72-74	C-8	26	0	4	4	2	-	-	-	-	-	-	-	-
Signed as a free agent, June 1972. Selected by Vancouver Canucks in Intra-League Draft, June 1974.															
Wilkins, Barry	74-76	D-5	133	5	56	61	203	6	0	1	1	4	-	-	-
Acquired by Vancouver Canucks for Ab DeMarco, November 1974. Signed by Edmonton Oilers (WHA), September 1976.															
Wilson, Dunc	76-78	G-29	66	0	2	2	21	-	-	-	-	-	-	-	-
Acquired from New York Rangers for a fourth round choice in 1978 NHL Amateur Draft, October 1976. Purchased by Vancouver Canucks, November 1978.															
Wilson, Mitch	86-87	C-33	17	2	1	3	83	-	-	-	-	-	-	-	-
Signed as a free agent, July 1986. Released as a free agent, January 1991.															
Wolf, Bennett	80-83	D-3/6/16	30	0	1	1	133	-	-	-	-	-	-	-	-
Selected in third round of NHL Entry Draft (Kitchener, OHL), August 1979. Released as a free agent, July 1985.															
Woytowich, Bob	68-72	D-3/20	246	22	71	93	151	10	1	2	3	2	-	-	-
Acquired from Minnesota North Stars for a first round choice in 1972 Amateur Draft, October 1968. Traded to Los Angeles Kings for Al McDonough, June 1972.															
Wregget, Ken *	91-94	G-31	76	0	2	2	16	1	0	0	0	0	-	-	-
Acquired with Rick Tocchet, Kjell Samuelsson and a conditional draft choice from Philadelphia Flyers for Mark Recchi, Brian Benning and Los Angeles Kings' first round choice in 1992 Entry Draft, February 1992.															
-Y-															
Young, Scott	90-91	RW/LW-6/	43	11	16	27	33	17	1	6	7	2	-	-	-
Acquired from Hartford Whalers for Rob Brown, December 1990. NHL rights traded to Quebec Nordiques for Bryan Fogarty, March 1992.															
Young, Warren	83-85/86-88	LW-11/35	152	49	52	101	313	-	-	-	-	-	-	-	-
Signed as a free agent, August 1983. Signed by Detroit Red Wings as a free agent, July 1985. Purchased from Detroit October 1986. Sold to Detroit, May 1987. Signed as a free agent, September 1987. Released as a free agent, July 1988.															
Young, Wendell	88-92	G-1	101	0	7	7	12	1	0	0	0	0	-	-	-
Acquired with a seventh round choice in 1990 NHL Entry Draft from Philadelphia Flyers for a third round choice in 1990 NHL Entry Draft, September 1988. Selected by Tampa Bay Lightning in NHL Expansion Draft, June 1992.															
-Z-															
Zaine, Rod	70-71	C-24	37	8	5	13	21	-	-	-	-	-	-	-	-
Purchased from Baltimore Clippers (AHL), June 1970. Selected by Buffalo Sabres in Intra-League Draft, June 1971.															
Zalapski, Zarley	87-91	D-33	190	33	102	135	160	11	1	8	9	13	-	-	-
Selected in first round of NHL Entry Draft (Canadian National Team), June 1986. Traded with John Cullen and Jeff Parker to Hartford Whalers for Ron Francis, Ulf Samuelsson and Grant Jennings, March 1991.															
Zemlak, Richard	88-90	RW-18	50	1	5	6	178	1	0	0	0	10	-	-	-
Acquired from Minnesota North Stars for the NHL rights to Rob Gaudreau, November 1988. Released as a free agent, July 1990.															

The Penguins ended 1993-94 with a team goals against average of 3.34, allowing 285 goals. This represents the second lowest total in club history since 1978-79. The Penguins allowed three goals or less in 49 games this season. They allowed an average of 2.18 goals against during wins (96) and 5.48 in losses (148).

PENGUINS ALL-TIME GOALTENDERS

(Ranked by Goals Against Average)

NAME	GP	MIN	GA	ENG	SO	AVG	W	L	T	SAVES	EFF
Roy Edwards	15	847	36	2	0	2.55	2	8	4	355	.908
Hank Bassen	25	1299	62	2	1	2.86	7	10	3	616	.909
Marv Edwards	1	60	3	0	0	3.00	0	1	0	30	.909
Al Smith	91	5027	257	2	4	3.07	24	42	17	2277	.899
Les Binkley	196	11,046	574	8	11	3.12	58	94	34	5022	.897
Joe Daley	38	2143	112	4	2	3.14	11	18	6	1094	.907
Jim Rutherford	115	6252	327	6	4	3.14	44	49	14	2915	.899
Gary Inness	100	5336	299	6	2	3.34	39	37	13	2591	.897
KEN WREGGET	76	4272	247	4	1	3.47	39	22	9	1938	.887
Dunc Wilson	66	3807	224	1	5	3.53	23	30	11	1750	.887
TOM BARRASSO	278	15,967	949	14	8	3.57	142	94	32	7708	.890
Michel Plasse	75	4190	251	1	2	3.59	33	24	14	2013	.889
Pat Riggin	39	2157	131	1	0	3.64	15	14	7	916	.868
Gilles Meloche	104	5726	348	10	0	3.65	34	43	17	2491	.865
Gary Edwards	6	360	22	0	1	3.67	3	2	1	171	.886
Steve Guenette	32	1779	110	2	1	3.71	17	15	0	832	.883
Cam Newton	16	814	51	2	0	3.76	4	7	1	360	.876
Andy Brown	45	2476	156	0	1	3.78	16	20	6	1126	.878
Greg Millen	135	7839	501	10	4	3.83	57	56	18	3482	.874
Denis Herron	290	16,104	1040	22	6	3.87	88	133	44	8072	.886
Roberto Romano	125	7051	465	9	4	3.96	46	62	8	3407	.880
Rob Dopszo	2	45	3	0	0	4.00	0	0	0	20	.870
Rob Holland	44	2513	171	4	1	4.08	11	22	9	1060	.861
F. Pietrangelo	87	4478	308	2	1	4.13	34	32	3	2125	.873
Wendell Young	101	5079	358	8	1	4.23	39	41	5	2482	.874
Michel Dion	151	8477	605	22	0	4.28	42	79	20	3998	.855
Nick Ricci	19	1087	79	4	0	4.36	7	12	0	474	.857
Bob Johnson	12	476	40	0	0	5.04	3	4	1	237	.856
Alain Chevrier	3	166	14	0	0	5.06	1	2	0	75	.843
Bob Taylor	2	78	7	1	0	5.38	0	1	0	41	.837
Paul Harrison	13	700	64	1	0	5.49	3	7	0	288	.816
Gordie Laxton	17	800	74	2	0	5.55	4	9	0	359	.829
Vincent Tremblay	4	240	24	1	0	6.00	0	4	0	117	.830
Brian Ford	8	457	48	0	0	6.30	2	6	0	248	.838
Rich Tabaracci	1	33	4	0	0	7.27	0	0	0	17	.810
Paul Hoganson	2	57	7	0	0	7.37	0	1	0	21	.750
Greg Redquest	1	13	3	0	0	13.85	0	0	0	2	.400
TOTALS	2146	129,304	7976	151	62	3.70	848	1001	297	60,730	.884

BEST ALL-TIME HOME STANDS

TWO GAME STANDS	THREE GAME STANDS	FOUR GAME STANDS
2-0-0	3-0-0	4-0-0
62 times - last time - Apr. 4-6 1994	Feb. 26-Mar. 4, Nov. 22-29, Oct. 31-Nov. 7, Nov. 25-Dec. 1, Nov. 17-24, Feb. 8-15, Nov. 26-Dec.3, Dec. 16-20, Mar. 26-31,	Feb. 15-21 1975 Jan. 30-Feb. 6 1988
		FIVE GAME STANDS
		3-0-2
		Dec. 26-Jan. 4 1974-75

BEST ALL-TIME ROAD TRIPS

TWO GAME TRIPS	THREE GAME ROAD TRIPS	FOUR GAME TRIPS
2-0-0	3-0-0	4-0-0
Nov. 1-4, 1967 Jan. 18-20, 1974 Nov. 16-18, 1978 Mar. 9-10, 1991 Mar. 26-27, 1991 Dec. 28-29, 1991 Dec. 23-27, 1992 Mar. 27-28, 1993 Apr. 3-4, 1993 Oct. 19-22, 1994	Mar. 26-30, 1968 Oct. 13-17, 1971 2-0-1 Nov. 28-Dec. 1, 1969 Mar. 5-9, 1974 Dec. 21-26, 1988	Jan. 16-23, 1988 3-0-1 1975 Feb. 1-7, 1-0-3 Mar. 12-19, 1972

1967-68 PENGUINS REVIEW

SEASON HIGHLIGHTS

- Andy Bathgate scores the first franchise goal on Oct. 11 vs. Montreal.
- Pens record first victory on Oct. 13 at St. Louis, 3-1.
- Pens record first home victory Oct. 21 in a 4-2 win over Chicago and become first expansion team to beat an established NHL team.
- Les Binkley records first Penguins shutout Nov. 4 at Oakland, 1-0.
- Ken Schinkel represents Penguins on NHL All-Star Team.
- Penguins win four games in a row Mar. 26 to Mar 31.



LES BINKLEY

MAJOR TRADES

- Feb. 27, 1968** - Obtained Wayne Hicks from Philadelphia for Art Stratton.
June 6, 1967 - Obtained Paul Andrea, Dunc McCallum and George Konik from New York Rangers for Larry Jeffrey.

FINAL STATISTICS

SCORING

Players	GP	G	A	PTS	PIM
Andy Bathgate	74	20	39	59	55
Ab McDonald	74	22	21	43	38
Art Stratton					
Pitt.	58	16	21	37	16
Phil.	12	0	4	4	4
Total	70	16	25	41	20
Ken Schinkel	57	14	25	39	19
Earl Ingarfield	50	15	22	37	12
Vai Fonteyne	69	6	28	34	0
Gene Ubriaco	65	18	15	33	16
Noel Price	70	6	27	33	48
Paul Andrea	65	11	21	32	2
Billy Dea	73	16	12	28	6
Keith McCreary	70	14	12	26	44
Leo Boivin	73	9	13	22	74
Wayne Hicks					
Phil.	32	2	7	9	6
Pitt.	15	4	7	11	2
Total	47	6	14	20	8
Bob Dillabough	47	7	12	19	18
Bob Rivard	27	5	12	17	4
Bill Speer	68	3	13	16	44
George Konik	52	7	8	15	26
Al MacNeil	74	2	10	12	58
Dunc McCallum	32	0	2	2	36
Dick Mattiussi	32	0	2	2	18
Mel Pearson	2	0	1	1	0
Ted Lanyon	5	0	0	0	4
Hank Bassen	25	0	0	0	8
Les Binkley	54	0	0	0	0

GOALTENDING

PLAYERS (W-L-T)	GP	MP	GA	SO	GAA
Les Binkley (20-24-10)	54	3141	151	6	2.88
Hank Bassen (7-10-3)	25	1299	62	1	2.86
TOTALS (27-34-13)	74	4440	216	7	2.92

FINAL WEST DIVISION STANDINGS

TEAMS	GP	W	L	T	GF	GA	PTS
Philadelphia	74	31	32	11	173	179	73
Los Angeles	74	31	33	10	200	224	72
St. Louis	74	27	31	16	177	191	70
Minnesota	74	27	32	15	191	226	69
Pittsburgh	74	27	34	13	195	216	67
Oakland	74	15	42	17	153	219	47

GAME-BY-GAME RESULTS


DATE	W-L-T	SCORE	OPPONENT	DATE	W-L-T	SCORE	OPPONENT
Oct. 11	L	1-2	MONTREAL	Jan. 7	L	1-3	Philadelphia
Oct. 13	W	3-1	ST. LOUIS	Jan. 10	L	3-4	MONTREAL
Oct. 14	L	2-4	ST. LOUIS	Jan. 12	W	4-3	TORONTO
Oct. 18	T	3-3	MINNESOTA	Jan. 13	L	0-7	Toronto
Oct. 19	L	0-1	Philadelphia	Jan. 17	T	1-1	Oakland
Oct. 21	W	4-2	CHICAGO	Jan. 18	L	2-3	Los Angeles
Oct. 22	L	4-6	New York	Jan. 20	W	8-5	DETROIT
Oct. 25	W	4-1	OAKLAND	Jan. 21	L	3-4	Minnesota
Oct. 28	L	3-5	LOS ANGELES	Jan. 27	L	3-5	LOS ANGELES
Oct. 29	L	2-4	Boston	Jan. 28	W	1-0	Boston
Nov. 1	W	4-1	Minnesota	Jan. 31	L	4-9	ST. LOUIS
Nov. 4	W	1-0	Oakland	Feb. 3	W	2-0	ST. LOUIS
Nov. 8	T	1-1	PHILADELPHIA	Feb. 3	T	3-3	TORONTO
Nov. 9	L	1-5	Detroit	Feb. 7	W	4-1	Oakland
Nov. 11	L	1-5	ST. LOUIS	Feb. 8	L	1-3	Los Angeles
Nov. 15	W	5-0	PHILADELPHIA	Feb. 10	T	2-2	NEW YORK
Nov. 18	W	5-3	ST. LOUIS	Feb. 14	W	1-3	MINNESOTA
Nov. 22	W	4-1	BOSTON	Feb. 16	L	1-3	ST. LOUIS
Nov. 24	L	3-5	Los Angeles	Feb. 17	L	3-4	Montreal
Nov. 25	T	2-2	Oakland	Feb. 21	T	1-1	PHILADELPHIA
Nov. 29	W	6-1	OAKLAND	Feb. 24	L	1-3	OAKLAND
Dec. 2	L	1-4	NEW YORK	Feb. 25	W	2-1	Philadelphia
Dec. 3	L	1-6	Oakland	Feb. 27	L	3-5	BOSTON
Dec. 6	L	2-7	Chicago	Mar. 2	T	6-6	OAKLAND
Dec. 9	W	3-2	Minnesota	Mar. 6	L	2-4	ST. LOUIS
Dec. 10	L	4-7	MINNESOTA	Mar. 7	T	2-2	Minnesota
Dec. 13	W	2-1	Toronto	Mar. 9	W	3-1	LOS ANGELES
Dec. 16	T	1-1	CHICAGO	Mar. 13	L	3-4	Philadelphia
Dec. 17	L	1-2	Philadelphia	Mar. 16	L	4-6	Montreal
Dec. 21	L	1-4	Los Angeles	Mar. 17	L	0-3	New York
Dec. 23	W	4-0	MINNESOTA	Mar. 20	W	4-2	ST. LOUIS
Dec. 25	W	4-3	LOS ANGELES	Mar. 23	L	0-3	Minnesota
Dec. 27	T	0-0	OAKLAND	Mar. 24	T	4-4	MINNESOTA
Dec. 29	L	1-2	St. Louis	Mar. 25	W	2-1	Los Angeles
Dec. 30	L	2-5	DETROIT	Mar. 27	W	7-4	Oakland
Jan. 4	W	4-3	LOS ANGELES	Mar. 30	W	2-0	PHILADELPHIA
Jan. 6	T	2-2	PHILADELPHIA	Mar. 31	W	5-1	PHILADELPHIA

*Home games in capital letters

1968-69 PENGUINS REVIEW

SEASON HIGHLIGHTS

- Penguins record first win ever at Montreal on Jan. 2, 5-2.
- Ken Schinkel named to Western Division All-Star Team.
- Keith McCreary scores 25 goals to lead the Penguins.



KEITH McCREARY

MAJOR TRADES

- June 11, 1968 - Obtained Lou Angotti from St. Louis for Ab McDonald.
- Nov. 29, 1968 - Obtained Billy Harris from Oakland for Bob Dillabough.
- Jan. 24, 1969 - Obtained Duane Rupp from Minnesota for Leo Boivin.
- Jan. 30, 1969 - Obtained George Swarbrick, Bryan Watson and Tracy Pratt from Oakland for Earl Ingarfield, Dick Mattiussi and Gene Ubriaco.

FINAL STATISTICS

SCORING

Players	GP	G	A	PTS	PIM
Ken Schinkel	76	18	34	52	18
Charlie Burns	76	13	38	51	22
Keith McCreary	70	25	23	48	42
Earl Ingarfield	66	16	30	46	12
Jean Pronovost	76	16	25	41	41
Gene Ubriaco	75	19	18	37	28
Lou Angotti	71	17	20	37	36
Val Fonteyne	74	12	17	29	2
Wally Boyer	62	10	19	29	17
Bob Woytowich	71	9	20	29	62
Leo Boivin	69	6	19	25	42
Billy Harris	73	7	17	24	10
George Swarbrick	69	4	19	23	103
Noel Price	73	2	18	20	61
Bob Dillabough	62	7	12	19	6
Billy Dea	66	10	8	18	4
Dunc McCallum	62	5	13	18	81
Duane Rupp	59	5	11	16	32
Paul Andrea	25	7	6	13	2
Dick Mattiussi	36	1	11	12	30
Bryan Watson	68	2	7	9	132
Bill Speer	34	1	4	5	27
Tracy Pratt	18	0	5	5	34
Ron Snell	4	3	1	4	6
Doug Barrie	8	1	1	2	8
Gary Swain	9	1	1	2	0
John Arbour	17	0	2	2	35
Jean Guy Lagace	17	0	1	1	14
Bill Lecaine	4	0	0	0	0
Joe Daley	29	0	0	0	2
Les Binkley	50	0	0	0	0
Marv Edwards	1	0	0	0	0

GOALTENDING

PLAYERS (W-L-T)	GP	MP	GA	SO	GAA
Joe Daley (10-13-3)	29	1615	87	2	3.23
Les Binkley (10-31-8)	50	2885	158	0	3.29
Marv Edwards (0-1-0)	1	60	3	0	3.00
TOTALS (20-45-11)	76	4560	252	2	3.32

FINAL WEST DIVISION STANDINGS

TEAMS	GP	W	L	T	GF	GA	PTS
St. Louis	76	37	25	14	204	157	88
Oakland	76	29	36	11	219	251	69
Philadelphia	76	20	35	21	174	225	61
Los Angeles	76	24	42	10	185	260	58
Pittsburgh	76	20	45	11	189	252	51
Minnesota	76	18	43	15	189	270	51


GAME-BY-GAME RESULTS

DATE	W-L-T	SCORE	OPPONENT	DATE	W-L-T	SCORE	OPPONENT
Oct. 12	T	1-1	MONTREAL	Jan. 9	L	7-2	MINNESOTA
Oct. 15	T	2-2	Toronto	Jan. 11	L	4-2	OAKLAND
Oct. 17	L	3-0	Philadelphia	Jan. 12	L	8-4	Boston
Oct. 19	L	5-1	BOSTON	Jan. 15	W	3-1	Minnesota
Oct. 23	L	8-5	CHICAGO	Jan. 16	L	3-2	Detroit
Oct. 26	W	4-2	ST. LOUIS	Jan. 18	L	4-0	Los Angeles
Oct. 30	L	7-3	New York	Jan. 19	L	6-3	Oakland
Nov. 2	L	3-2	Los Angeles	Jan. 23	L	3-1	MINNESOTA
Nov. 3	W	3-1	Oakland	Jan. 25	L	2-0	TORONTO
Nov. 6	L	3-1	ST. LOUIS	Jan. 26	L	5-3	PHILADELPHIA
Nov. 7	L	5-4	Montreal	Jan. 29	L	2-1	ST. LOUIS
Nov. 9	L	3-0	PHILADELPHIA	Feb. 1	T	2-2	PHILADELPHIA
Nov. 13	L	6-5	Chicago	Feb. 2	L	7-3	New York
Nov. 14	L	6-4	CHICAGO	Feb. 5	W	3-2	NEW YORK
Nov. 16	L	2-1	NEW YORK	Feb. 8	L	4-2	LOS ANGELES
Nov. 20	T	5-2	Toronto	Feb. 9	L	3-1	Minnesota
Nov. 21	W	3-1	OAKLAND	Feb. 12	L	2-0	ST. LOUIS
Nov. 23	T	2-2	LOS ANGELES	Feb. 15	T	4-4	OAKLAND
Nov. 27	W	3-2	TORONTO	Feb. 16	L	4-0	MONTREAL
Nov. 28	W	3-2	Chicago	Feb. 19	W	3-0	BOSTON
Nov. 30	W	4-2	Los Angeles	Feb. 20	L	3-0	Detroit
Dec. 1	T	4-4	Oakland	Feb. 22	W	3-2	DETROIT
Dec. 4	L	7-2	DETROIT	Feb. 27	W	4-3	CHICAGO
Dec. 7	T	1-1	St. Louis	Mar. 1	T	3-3	Toronto
Dec. 8	L	4-1	TORONTO	Mar. 2	L	4-0	Boston
Dec. 11	W	4-2	Minnesota	Mar. 5	W	4-2	ST. LOUIS
Dec. 14	L	2-1	LOS ANGELES	Mar. 8	L	5-3	NEW YORK
Dec. 15	L	5-3	Boston	Mar. 12	L	4-3	New York
Dec. 17	L	8-2	Philadelphia	Mar. 15	L	3-1	Los Angeles
Dec. 21	L	3-1	MINNESOTA	Mar. 16	L	7-2	Oakland
Dec. 22	L	3-1	Chicago	Mar. 19	L	3-2	BOSTON
Dec. 25	W	6-3	DETROIT	Mar. 20	L	5-3	Montreal
Dec. 29	L	3-2	St. Louis	Mar. 22	W	2-1	ST. LOUIS
Dec. 28	L	4-3	OAKLAND	Mar. 23	W	5-0	MINNESOTA
Dec. 31	L	4-3	MONTREAL	Mar. 25	W	3-1	Minnesota
Jan. 2	W	5-2	Montreal	Mar. 26	W	8-4	LOS ANGELES
Jan. 4	T	1-1	PHILADELPHIA	Mar. 29	T	3-3	Philadelphia
Jan. 5	L	2-1	Detroit	Mar. 30	W	2-1	PHILADELPHIA

1969-70 PENGUINS REVIEW

SEASON HIGHLIGHTS

- Leonard "Red" Kelly is named Penguins coach on July 2.
- Bob Woytowich and Dean Prentice are named to Western Division All-Star Team.
- Dean Prentice leads Penguins in scoring with 26-25-51.
- Penguins make playoffs for the first time, sweeping Oakland, 4-0, in the Quarter-Finals, before losing to St. Louis, 4-2, in the Semi-Finals.
- Red Kelly is named Hockey News "Coach of the Year".



DEAN PRENTICE

MAJOR TRADES

- June 6, 1969 - Obtained Ron Schock and Craig Cameron from St. Louis for Lou Angotti and a first round choice in the 1971 Amateur Draft.
- Oct. 28, 1969 - Obtained Mike McMahon from Detroit for Billy Dea.

FINAL STATISTICS

SCORING

PLAYERS	GP	G	A	PTS	PIM
Dean Prentice	75	26	25	51	14
Ken Schinkel	72	20	25	45	19
Michel Briere	76	12	32	44	20
Jean Pronovost	72	20	21	41	45
Bob Woytowich	68	8	25	33	49
Bryan Hextall	66	12	19	31	87
Ron Schock	76	8	21	29	40
Keith McCreary	60	18	8	26	67
Glen Sather	76	12	14	26	114
Val Fonteyne	68	11	15	26	2
Wally Boyer	72	11	12	23	34
Nick Harbaruk	74	5	17	22	56
Jim Morrison	59	5	15	20	40
Duane Rupp	64	2	14	16	18
Tracy Pratt	65	5	7	12	124
Bob Blackburn	60	4	7	11	51
Bryan Watson	61	1	9	10	189
Mike McMahon	12	1	3	4	19
Rick Kessel	8	1	2	3	2
Ron Snell	3	0	1	1	0
George Swarbrick	12	0	1	1	8
Les Binkley	27	0	1	1	0
Dunc McCallum	14	0	0	0	16
Al Smith	46	0	0	0	20
Bench					4

GOALTENDING

PLAYERS (W-L-T)	GP	MP	GA	SO	GAA
Joe Daley (1-5-3)	9	528	26	0	2.95
Al Smith (15-20-8)	46	2555	129	2	3.03
Les Binkley (10-13-1)	27	1477	79	3	3.21
TOTALS (26-38-12)	76	4560	234	5	3.13

FINAL WEST DIVISION STANDINGS

TEAMS	GP	W	L	T	GF	GA	PTS
St. Louis	76	37	27	12	224	179	86
Pittsburgh	76	26	38	12	182	238	64
Minnesota	76	19	35	22	224	257	60
Oakland	76	22	40	14	169	243	58
Philadelphia	76	17	35	24	197	225	58
Los Angeles	76	14	52	10	168	290	38

GAME-BY-GAME RESULTS

DATE	W-L-T	SCORE	OPPONENT	DATE	W-L-T	SCORE	OPPONENT
Oct. 11	T	2-2	OAKLAND	Jan. 14	L	0-5	Chicago
Oct. 15	T	3-3	PHILADELPHIA	Jan. 17	L	0-4	Toronto
Oct. 18	T	3-3	BOSTON	Jan. 18	W	6-4	Philadelphia
Oct. 19	L	0-4	Boston	Jan. 21	T	3-3	OAKLAND
Oct. 21	L	3-4	Oakland	Jan. 24	W	4-2	LOS ANGELES
Oct. 22	L	0-2	Los Angeles	Jan. 25	L	1-3	Boston
Oct. 25	W	4-1	Minnesota	Jan. 28	T	4-4	TORONTO
Oct. 29	T	1-3	NEW YORK	Jan. 31	W	2-1	ST. LOUIS
Nov. 1	W	6-3	MINNESOTA	Feb. 1	L	0-6	New York
Nov. 2	L	3-4	Detroit	Feb. 4	W	7-5	Minnesota
Nov. 5	L	2-4	DETROIT	Feb. 7	W	3-1	LOS ANGELES
Nov. 8	L	1-4	CHICAGO	Feb. 8	W	6-3	MINNESOTA
Nov. 12	W	3-0	Toronto	Feb. 11	L	1-7	Chicago
Nov. 13	L	0-4	St. Louis	Feb. 14	L	0-3	BOSTON
Nov. 15	W	3-1	LOS ANGELES	Feb. 15	W	4-2	Detroit
Nov. 19	L	0-4	ST. LOUIS	Feb. 17	W	4-2	PHILADELPHIA
Nov. 22	W	5-3	PHILADELPHIA	Feb. 19	W	6-1	Los Angeles
Nov. 23	L	2-3	Chicago	Feb. 21	L	3-6	Oakland
Nov. 26	T	4-4	Minnesota	Feb. 25	L	2-3	Montreal
Nov. 29	W	5-3	OAKLAND	Feb. 26	W	1-0	LOS ANGELES
Nov. 30	T	3-3	Philadelphia	Feb. 28	W	3-2	OAKLAND
Dec. 3	W	2-1	DETROIT	Mar. 4	W	2-1	MONTREAL
Dec. 6	L	0-5	Toronto	Mar. 5	L	3-5	Detroit
Dec. 7	W	3-2	TORONTO	Mar. 7	T	2-2	ST. LOUIS
Dec. 10	W	2-0	Los Angeles	Mar. 8	T	0-0	NEW YORK
Dec. 12	L	1-4	Oakland	Mar. 11	T	2-2	Oakland
Dec. 14	L	1-2	Boston	Mar. 12	L	1-4	Los Angeles
Dec. 17	L	2-5	MONTREAL	Mar. 14	L	3-6	Minnesota
Dec. 20	L	4-6	BOSTON	Mar. 18	L	0-2	NEW YORK
Dec. 21	L	0-4	Philadelphia	Mar. 19	L	1-3	St. Louis
Dec. 26	W	3-2	New York	Mar. 21	L	3-5	CHICAGO
Dec. 27	L	0-3	CHICAGO	Mar. 22	L	4-5	Montreal
Dec. 31	W	4-2	MONTREAL	Mar. 25	W	2-0	MINNESOTA
Jan. 3	L	0-6	St. Louis	Mar. 28	W	2-1	Philadelphia
Jan. 4	T	4-4	TORONTO	Mar. 29	T	5-5	ST. LOUIS
Jan. 7	L	3-5	NEW YORK	Apr. 1	W	4-1	PHILADELPHIA
Jan. 8	L	1-3	Montreal	Apr. 4	L	1-3	ST. LOUIS
Jan. 10	L	3-5	DETROIT	Apr. 5	L	1-5	MINNESOTA

1970-71 PENGUINS REVIEW

SEASON HIGHLIGHTS

- Penguins suffer through an 18-game (0-11-7) road winless streak from Oct. 25 through Jan. 14.
- Penguins reel off a seven-game home winning streak from Jan. 13 through Feb. 13.
- Greg Polis is named to the Western Division All-Star Team.
- Les Binkley records his 11th career shutout on Mar. 3, which is still a club record.
- Jean Pronovost scores five points (2G, 3A) on Mar. 24 vs. Detroit.
- Penguins set a team record with 18 home wins.
- Twenty ties is also a Penguins record.



RON SCHOCK

MAJOR TRADES

- Jan. 26, 1971 - Obtained Syl Apps and Sheldon Kannegiesser from New York Rangers for Glen Sather.
- Jan. 31, 1971 - Obtained Jean Guy Lagace from Buffalo for Terry Bell.

FINAL STATISTICS

SCORING

PLAYERS	GP	G	A	PTS	PIM
Bryan Hextall	76	16	32	48	133
Jean Pronovost	78	21	24	45	35
Andy Bathgate	76	15	29	44	34
Wally Boyer	68	11	30	41	30
Ron Schock	71	14	26	40	20
Dean Prentice	69	21	17	38	18
Ken Schinkel	50	15	19	34	6
Keith McCreary	59	21	12	33	24
Greg Polis	61	18	15	33	40
Duane Rupp	59	5	28	33	34
Dunc McCallum	77	9	20	29	95
Bob Woytowich	78	4	22	26	30
Nick Harbaruk	78	13	12	25	108
Syl Apps	31	9	16	25	19
Rod Zaine	37	8	5	13	21
Val Fonteyne	70	4	9	13	0
Glen Sather	46	8	3	11	96
Jim Morrison	73	0	10	10	32
Bob Blackburn	64	4	5	9	54
Bryan Watson	42	2	6	8	119
John Stewart	15	2	1	3	9
Robin Burns	10	0	3	3	4
Yvon Labre	21	1	1	2	19
Rick Kessel	6	0	2	2	2
Shel. Kannegiesser	18	0	2	2	29
Steve Cardwell	5	0	1	1	15
Lowell MacDonald	10	0	1	1	0
Paul Hoganson	2	0	0	0	0
Cam Newton	5	0	0	0	4
Les Binkley	34	0	0	0	0
Al Smith	47	0	0	0	41
Bench					6

GOALTENDING

PLAYERS (W-L-T)	GP	MP	GA	SO	GAA
Les Binkley (11-11-10)	34	1870	89	2	2.85
Al Smith (9-22-9)	45	2472	128	2	3.10
Cam Newton (1-3-1)	5	281	16	0	3.41
Paul Hoganson (0-1-0)	2	57	7	0	7.36
TOTALS (21-37-20)	78	4680	240	4	3.07

FINAL WEST DIVISION STANDINGS

TEAMS	GP	W	L	T	GF	GA	PTS
Chicago	78	49	20	9	277	184	107
St. Louis	78	34	25	19	223	208	87
Philadelphia	78	28	33	17	207	225	73
Minnesota	78	28	34	16	191	223	72
Los Angeles	78	25	40	13	239	303	63
Pittsburgh	78	21	37	20	221	240	62
California	78	20	53	5	199	320	45

GAME-BY-GAME RESULTS

DATE	W-L-T	SCORE	OPPONENT	DATE	W-L-T	SCORE	OPPONENT
Oct. 10	L	1-2	BUFFALO	Jan. 6	L	3-4	Philadelphia
Oct. 15	L	2-4	Minnesota	Jan. 9	L	2-5	Toronto
Oct. 17	T	0-0	PHILADELPHIA	Jan. 13	W	4-2	LOS ANGELES
Oct. 16	T	1-1	Buffalo	Jan. 14	T	2-2	Detroit
Oct. 21	L	2-4	Los Angeles	Jan. 18	W	4-3	Vancouver
Oct. 23	W	3-1	California	Jan. 20	W	4-2	California
Oct. 25	T	1-1	Vancouver	Jan. 21	L	2-4	Los Angeles
Oct. 28	W	5-3	LOS ANGELES	Jan. 23	W	4-1	VANCOUVER
Oct. 31	L	2-5	CHICAGO	Jan. 27	W	3-1	TORONTO
Nov. 1	L	2-3	Philadelphia	Jan. 28	L	1-4	Chicago
Nov. 4	W	8-3	VANCOUVER	Jan. 30	W	3-1	CHICAGO
Nov. 7	T	2-2	BOSTON	Feb. 3	W	6-1	CALIFORNIA
Nov. 8	T	3-3	Detroit	Feb. 5	T	2-2	St. Louis
Nov. 10	L	1-5	LOS ANGELES	Feb. 7	L	0-1	Chicago
Nov. 11	T	3-3	New York	Feb. 9	L	1-4	Montreal
Nov. 14	W	6-1	CALIFORNIA	Feb. 10	W	5-3	PHILADELPHIA
Nov. 19	L	0-1	ST. LOUIS	Feb. 13	W	5-4	CHICAGO
Nov. 21	W	6-1	DETROIT	Feb. 14	L	4-5	Minnesota
Nov. 22	L	2-4	Boston	Feb. 17	L	3-4	Toronto
Nov. 24	T	4-4	Toronto	Feb. 18	T	6-6	Buffalo
Nov. 25	T	4-4	BUFFALO	Feb. 20	L	0-2	NEW YORK
Nov. 26	L	1-5	Montreal	Feb. 24	T	5-5	ST. LOUIS
Nov. 29	L	2-6	New York	Feb. 27	L	0-4	NEW YORK
Dec. 2	T	3-3	MONTREAL	Feb. 28	L	2-4	Detroit
Dec. 5	W	3-1	VANCOUVER	Mar. 3	W	4-0	MONTREAL
Dec. 5	L	3-8	Boston	Mar. 6	L	3-6	BOSTON
Dec. 8	W	4-0	TORONTO	Mar. 7	T	3-3	CALIFORNIA
Dec. 9	T	2-2	Minnesota	Mar. 10	T	2-2	PHILADELPHIA
Dec. 11	L	2-3	St. Louis	Mar. 13	T	0-0	MINNESOTA
Dec. 12	L	0-1	MINNESOTA	Mar. 14	L	1-5	MONTREAL
Dec. 16	L	2-4	TORONTO	Mar. 17	L	2-5	California
Dec. 19	W	9-1	DETROIT	Mar. 19	L	4-6	Vancouver
Dec. 20	L	1-2	Chicago	Mar. 20	L	4-8	Los Angeles
Dec. 23	L	1-6	New York	Mar. 24	W	8-2	DETROIT
Dec. 25	L	4-8	Boston	Mar. 28	L	1-3	Philadelphia
Dec. 26	W	4-2	BOSTON	Mar. 31	L	4-6	BUFFALO
Dec. 30	T	3-3	Montreal	Apr. 1	T	3-3	Buffalo
Dec. 31	W	4-1	MINNESOTA	Apr. 3	L	3-4	St. Louis
Jan. 2	L	1-3	NEW YORK	Apr. 4	T	1-1	ST. LOUIS

1971-72 PENGUINS REVIEW

SEASON HIGHLIGHTS

- Thayer R. "Tad" Potter becomes General Partner and Chief Executive Officer of the Penguins.
- Red Kelly relinquishes general manager duties. Jack Riley is then named GM.
- Jim Rutherford posts a seven-game unbeaten streak from Mar. 14 through Apr. 2.
- Syl Apps leads the team in scoring with 15-44-59.
- Jean Pronovost and Greg Polis each score a club record 30 goals.
- Penguins qualify for the playoffs, but are swept by Chicago, 4-0.



JEAN PRONOVOST

MAJOR TRADES

- June 8, 1971 - Claimed Rene Robert from Toronto in NHL Inter-League Draft.
- Jan. 11, 1972 - Obtained Al McDonough from Los Angeles for Bob Woytowich.
- Mar. 4, 1972 - Obtained Eddie Shack from Buffalo for Rene Robert.

FINAL STATISTICS

SCORING

PLAYERS	GP	G	A	PTS	PIM
Syl Apps	72	15	44	59	78
Jean Pronovost	68	30	23	53	12
Greg Polis	76	30	19	49	38
Ron Schock	77	17	29	46	22
Ken Schinkel	74	15	30	45	8
Bryan Hextall	78	20	24	44	126
Darryl Edestrand	77	10	23	33	52
Bob Leiter	78	14	17	31	18
Nick Harbaruk	78	12	17	29	46
Duane Rupp	34	4	18	22	32
Bryan Watson	75	3	17	20	212
Vai Fonteyne	68	6	13	19	0
Al McDonough	37	7	11	18	8
Rene Robert	49	7	11	18	42
Steve Cardwell	28	7	8	15	18
Eddie Shack	13	5	9	14	12
Dave Burrows	77	2	10	12	48
Tim Horton	44	2	9	11	40
John Stewart	25	2	8	10	23
Keith McCreary	33	4	4	8	22
Joe Noris	35	2	5	7	20
Shel. Kannegiesser	54	2	4	6	47
Bob Woytowich	31	1	4	5	8
Bill Hicke	12	2	0	2	6
Brian McKenzie	6	1	1	2	4
Wally Boyer	1	0	1	1	0
Rick Kessel	3	0	1	1	0
Roy Edwards	15	0	1	1	0
Robin Burns	5	0	0	0	8
Les Binkley	31	0	0	0	2
Jim Rutherford	40	0	0	0	16
Bench					8

GOALTENDING

PLAYERS (W-L-T)	GP	MP	GA	SO	GAA
Roy Edwards (2-8-4)	15	847	36	0	2.55
Jim Rutherford (17-15-5)	40	2160	116	1	3.22
Les Binkley (7-15-5)	31	1673	98	0	3.51
TOTAL (26-38-14)	78	4680	250	1	3.30

FINAL WEST DIVISION STANDINGS

TEAMS	GP	W	L	T	GF	GA	PTS
Chicago	78	46	17	15	256	166	107
Minnesota	78	37	29	12	212	191	86
St. Louis	78	28	39	11	208	247	67
Pittsburgh	78	26	38	14	220	258	66
Philadelphia	78	21	39	18	216	288	60
Los Angeles	78	21	49	9	206	305	49


GAME-BY-GAME RESULTS

DATE	W-L-T	SCORE	OPPONENT	DATE	W-L-T	SCORE	OPPONENT
Oct. 9	W	3-2	PHILADELPHIA	Jan. 8	L	0-4	CHICAGO
Oct. 10	L	1-2	Buffalo	Jan. 9	L	2-4	Detroit
Oct. 13	W	4-1	Los Angeles	Jan. 12	T	2-2	BOSTON
Oct. 16	W	2-1	Vancouver	Jan. 13	L	1-7	Montreal
Oct. 17	W	4-2	California	Jan. 15	W	4-2	PHILADELPHIA
Oct. 20	W	8-1	LOS ANGELES	Jan. 19	L	1-6	VANCOUVER
Oct. 23	L	2-5	CHICAGO	Jan. 22	L	0-1	St. Louis
Oct. 24	T	1-1	New York	Jan. 23	T	3-3	MONTREAL
Oct. 27	L	4-6	CALIFORNIA	Jan. 26	L	1-2	ST. LOUIS
Oct. 28	L	0-2	Minnesota	Jan. 29	L	2-4	CHICAGO
Oct. 30	T	1-1	NEW YORK	Jan. 30	L	0-4	Philadelphia
Oct. 31	L	1-3	Detroit	Feb. 3	W	4-3	St. Louis
Nov. 3	L	3-5	California	Feb. 5	L	1-8	Los Angeles
Nov. 5	L	2-4	Vancouver	Feb. 9	W	4-1	Toronto
Nov. 7	L	1-4	Chicago	Feb. 10	W	6-1	LOS ANGELES
Nov. 9	W	4-1	St. Louis	Feb. 12	L	3-8	NEW YORK
Nov. 10	W	3-1	VANCOUVER	Feb. 13	W	6-4	VANCOUVER
Nov. 13	W	6-4	LOS ANGELES	Feb. 16	W	4-2	TORONTO
Nov. 16	L	1-5	MINNESOTA	Feb. 17	W	2-0	Buffalo
Nov. 18	L	3-4	Minnesota	Feb. 19	L	2-6	DETROIT
Nov. 20	L	2-4	ST. LOUIS	Feb. 20	L	0-2	Minnesota
Nov. 21	L	3-7	Chicago	Feb. 23	L	0-2	Toronto
Nov. 24	L	1-2	TORONTO	Feb. 26	W	5-2	PHILADELPHIA
Nov. 27	L	1-3	Montreal	Feb. 27	L	3-5	Montreal
Dec. 1	W	4-2	DETROIT	Mar. 2	W	7-4	DETROIT
Dec. 4	W	4-2	NEW YORK	Mar. 4	W	4-2	MINNESOTA
Dec. 5	L	3-5	Boston	Mar. 5	L	3-6	Detroit
Dec. 8	T	1-1	CALIFORNIA	Mar. 8	L	4-5	MONTREAL
Dec. 11	T	3-3	BUFFALO	Mar. 11	W	6-4	BOSTON
Dec. 12	L	1-6	New York	Mar. 12	T	4-4	Boston
Dec. 15	L	2-3	Toronto	Mar. 14	W	7-4	Vancouver
Dec. 18	L	3-4	BOSTON	Mar. 18	T	4-4	Los Angeles
Dec. 19	T	2-2	Boston	Mar. 19	T	3-3	California
Dec. 22	L	2-3	New York	Mar. 22	L	3-4	BUFFALO
Dec. 25	W	4-2	MONTREAL	Mar. 25	W	3-2	MINNESOTA
Dec. 26	L	1-6	Philadelphia	Mar. 26	T	2-2	Buffalo
Dec. 28	L	2-4	TORONTO	Mar. 29	W	5-4	CALIFORNIA
Dec. 31	T	3-3	BUFFALO	Apr. 1	T	4-4	Philadelphia
Jan. 5	T	3-3	Chicago	Apr. 2	W	6-2	ST. LOUIS

1972-73 PENGUINS REVIEW

SEASON HIGHLIGHTS

- Al McDonough records three hat tricks, Oct. 11 at St. Louis, Nov. 18 vs. Atlanta and Nov. 22 vs. St. Louis.
- Penguins set NHL records for the fastest five goals (2:07) and the fastest six goals (5:02) on Nov. 22 vs. St. Louis.
- Syl Apps records six points (3G, 3A) on Dec. 13 vs. New York Islanders.
- Ken Schinkel is named the third Penguins coach on Jan. 13, one day after retiring as a player.
- Greg Polis scores two goals in the All-Star Game at Madison Square Garden to win MVP honors.
- Penguins set club record with 73 points (32-37-9).
- Syl Apps sets club record with 85 points (29-56).
- Al McDonough sets club record with 35 goals.



SYL APPS

MAJOR TRADES

Feb. 25, 1973 - Obtained Andy Brown from Detroit for a third round choice in the 1973 Amateur Draft and cash.

FINAL WEST DIVISION STANDINGS

TEAMS	GP	W	L	T	GF	GA	PTS
Chicago	78	42	27	9	284	225	93
Philadelphia	78	37	30	11	296	256	85
Minnesota	78	37	30	11	254	230	85
St. Louis	78	32	34	12	233	251	76
Pittsburgh	78	32	39	9	257	265	73
Los Angeles	78	31	36	11	232	245	73
Atlanta	78	25	38	15	191	239	65
California	78	16	46	16	213	323	48

FINAL STATISTICS

SCORING

PLAYERS	GP	G	A	PTS	PIM
Syl Apps	77	29	56	85	18
Al McDonough	78	35	41	76	26
Lowell MacDonald	78	34	41	75	8
Bryan Hextall	78	21	33	54	113
Greg Polis	78	26	23	49	36
Ron Schock	78	13	36	49	23
Eddie Shack	74	25	20	45	84
Jean Pronovost	66	21	22	43	16
Darryl Edestrand	78	15	24	39	88
Dave Burrows	78	3	24	27	42
Nick Harbaruk	78	10	15	25	47
Ken Schinkel	42	11	10	21	16
Duane Rupp	78	7	13	20	62
Jack Lynch	47	1	18	19	40
Bryan Watson	69	1	17	18	179
Rick Kessel	66	1	13	14	0
Jean Guy Lagace	31	1	5	6	32
Steve Cardwell	20	2	2	4	2
Jim Shires	18	1	2	3	2
Robin Burns	26	0	2	2	20
Jim Wiley	4	0	1	1	0
Cam Newton	11	0	1	1	2
Denis Herron	18	0	1	1	0
Sheldon Kannegiesser	3	0	0	0	0
Andy Brown	9	0	0	0	2
Ron Lalonde	11	0	0	0	2
Jim Rutherford	49	0	0	0	0
Bench					6

GOALTENDING

PLAYERS (W-L-T)	GP	MP	GA	SO	GAA
Jim Rutherford (20-22-5)	49	2660	129	3	2.91
Denis Herron (6-7-2)	18	967	55	2	3.41
Cam Newton (3-4-0)	11	533	35	0	3.94
Andy Brown (3-4-2)	9	520	41	0	4.73
TOTALS (32-37-9)	78	4680	260	5	3.40

GAME-BY-GAME RESULTS

DATE	W-L-T	SCORE	OPPONENT	DATE	W-L-T	SCORE	OPPONENT
Oct. 7	W	4-2	LOS ANGELES	Jan. 6	W	4-2	VANCOUVER
Oct. 11	W	5-2	St. Louis	Jan. 7	L	0-3	NY Rangers
Oct. 14	W	5-2	CALIFORNIA	Jan. 10	L	1-2	DETROIT
Oct. 15	L	4-8	Boston	Jan. 13	W	3-1	LOS ANGELES
Oct. 17	W	5-0	NY Islanders	Jan. 14	L	2-3	Detroit
Oct. 18	L	3-4	Toronto	Jan. 17	L	4-6	Montreal
Oct. 21	L	2-4	BOSTON	Jan. 18	L	2-5	PHILADELPHIA
Oct. 24	W	4-0	Vancouver	Jan. 20	W	3-0	BOSTON
Oct. 27	L	3-6	California	Jan. 21	L	3-9	Chicago
Oct. 28	L	2-5	Los Angeles	Jan. 24	W	5-2	TORONTO
Nov. 1	L	1-7	MONTREAL	Jan. 25	L	3-6	Philadelphia
Nov. 2	L	2-4	Philadelphia	Jan. 27	L	3-5	PHILADELPHIA
Nov. 4	W	6-4	NY Rangers	Jan. 31	W	4-1	LOS ANGELES
Nov. 5	T	1-1	Detroit	Feb. 3	W	2-1	MINNESOTA
Nov. 8	W	5-2	PHILADELPHIA	Feb. 4	L	3-4	Minnesota
Nov. 11	L	3-4	VANCOUVER	Feb. 7	2-5	Montreal	
Nov. 12	L	0-1	Buffalo	Feb. 10	L	3-6	Boston
Nov. 15	W	7-1	MINNESOTA	Feb. 14	W	6-2	VANCOUVER
Nov. 18	W	6-1	ATLANTA	Feb. 17	T	3-3	BUFFALO
Nov. 19	W	5-3	NY Rangers	Feb. 18	L	1-4	Buffalo
Nov. 22	W	10-4	ST. LOUIS	Feb. 20	W	4-0	NY Islanders
Nov. 25	T	2-2	NY ISLANDERS	Feb. 22	W	2-1	NY ISLANDERS
Nov. 26	L	2-6	Atlanta	Feb. 24	W	2-0	CHICAGO
Nov. 29	W	7-4	TORONTO	Feb. 25	L	1-2	Buffalo
Dec. 2	W	3-2	CHICAGO	Feb. 28	W	4-2	ST. LOUIS
Dec. 3	L	2-4	Chicago	Mar. 3	L	1-2	CALIFORNIA
Dec. 6	T	4-4	California	Mar. 4	L	2-5	MINNESOTA
Dec. 9	L	1-3	Los Angeles	Mar. 7	L	4-10	Minnesota
Dec. 13	W	9-1	NY ISLANDERS	Mar. 10	L	4-5	NY RANGERS
Dec. 16	W	5-3	ATLANTA	Mar. 11	L	2-3	Philadelphia
Dec. 17	L	1-9	NY Rangers	Mar. 14	W	3-2	Los Angeles
Dec. 19	L	2-3	BOSTON	Mar. 16	T	5-5	California
Dec. 23	L	3-6	Montreal	Mar. 17	L	1-6	Vancouver
Dec. 26	T	1-1	Detroit	Mar. 21	W	5-2	CALIFORNIA
Dec. 27	T	3-3	Toronto	Mar. 24	T	4-4	BUFFALO
Dec. 29	L	0-4	TORONTO	Mar. 25	W	4-2	Atlanta
Dec. 30	T	2-2	DETROIT	Mar. 28	W	6-3	ATLANTA
Jan. 2	L	4-5	St. Louis	Mar. 31	L	2-7	St. Louis
Jan. 3	W	5-3	Chicago	Apr. 1	W	5-4	PHILADELPHIA

1973-74 PENGUINS REVIEW

SEASON HIGHLIGHTS

- Marc Boileau replaces Ken Schinkel as head coach on Feb. 6, compiling a 14-10-4 record.
- Jean Pronovost scores a goal in seven consecutive games from Feb. 27 through Mar. 10.
- The "Century Line" of Syl Apps, Jean Pronovost and Lowell McDonald combines for 107 goals, the second highest-scoring line in the NHL.
- Apps finishes seventh in the league scoring race with 24 goals and 61 assists for 85 points.
- McDonald finishes ninth in league scoring with 82 points (43-39).
- McDonald's 43 goals sets a Penguin record.



LOWELL MacDonald

MAJOR TRADES

- Oct. 25, 1973 - Obtained Nick Beverly from Boston for Darryl Edestrand.
- Jan. 4, 1974 - Obtained Chuck Arnason and Bob Paradise from Atlanta for Al McDonough.
- Jan. 17, 1974 - Obtained Ron Stackhouse from Detroit for Jim Rutherford and Jack Lynch.
- Jan. 17, 1974 - Obtained Bob Kelly, Ab DeMarco and Steve Durbano from New York Rangers for Greg Polis, Bryan Watson and a second round choice in the 1974 Amateur Draft.

FINAL STATISTICS SCORING

PLAYERS	GP	G	A	PTS	PIM
Syl Apps	75	24	61	85	37
Lowell MacDonald	78	43	39	82	14
Jean Pronovost	77	40	32	72	22
Ron Schock	77	14	29	43	22
Al McDonough	37	14	22	36	12
Ron Stackhouse	69	6	29	35	66
Bob Kelly	67	16	18	34	123
Chuck Arnason	74	20	11	31	17
Ab DeMarco	57	10	21	31	15
Greg Polis	41	14	13	27	32
Ron Lalonde	73	10	17	27	14
Steve Durbano	69	8	19	27	284
Wayne Bianchin	69	12	13	25	38
Bernie Lukowich	53	9	10	19	32
Bob McManama	47	5	14	19	18
Dave Burrows	71	3	14	17	30
Ted Snell	55	4	12	16	8
Nick Beverley	67	2	14	16	21
Blaine Stoughton	34	5	6	11	8
Bob Paradise	56	2	8	10	52
Bryan Hextall	37	2	7	9	39
Jean Guy Lagace	31	2	6	8	34
Jack Lynch	17	0	7	7	21
Bryan Watson	38	1	4	5	137
Yvon Labre	16	1	2	3	13
Larry Bignell	20	0	3	3	2
Jim Wiley	22	0	3	3	2
Ron Jones	25	0	3	3	15
Jim Rutherford	26	0	1	1	2
Darryl Edestrand	3	0	0	0	0
Hank Nowak	13	0	0	0	11
Denis Herron	5	0	0	0	0
Gary Inness	20	0	0	0	0
Andy Brown	36	0	0	0	60
Bench					10

GOALTENDING

PLAYERS (W-L-T)	GP	MP	GA	SO	GAA
Gary Inness (7-10-1)	20	1032	56	0	3.26
Jim Rutherford (7-12-4)	26	1432	82	0	3.44
Andy Brown (3-16-4)	36	1956	115	1	3.53
Denis Herron (1-3-0)	5	260	18	0	4.15
TOTALS (28-41-9)	78	4680	271	1	3.50

FINAL WEST DIVISION STANDINGS

TEAMS	GP	W	L	T	GF	GA	PTS
Philadelphia	78	50	16	12	273	164	112
Chicago	78	41	14	23	272	164	105
Los Angeles	78	33	33	12	233	231	78
Atlanta	78	30	34	14	214	238	74
Pittsburgh	78	28	41	9	242	273	65
St. Louis	78	26	40	12	206	248	64
Minnesota	78	23	38	17	235	275	63
California	78	13	55	10	195	342	36

GAME-BY-GAME RESULTS

DATE	W-L-T	SCORE	OPPONENT	DATE	W-L-T	SCORE	OPPONENT
Oct. 12	W	4-3	Atlanta	Jan. 12	W	5-2	BUFFALO
Oct. 13	L	3-4	NY RANGERS	Jan. 13	L	3-5	BOSTON
Oct. 17	W	4-2	Minnesota	Jan. 16	L	0-2	LOS ANGELES
Oct. 20	W	5-3	CALIFORNIA	Jan. 18	W	6-2	Vancouver
Oct. 21	L	2-8	Boston	Jan. 20	W	5-3	Philadelphia
Oct. 24	L	2-3	MONTREAL	Jan. 23	W	4-1	ST. LOUIS
Oct. 27	L	0-6	PHILADELPHIA	Jan. 26	L	0-2	LOS ANGELES
Oct. 28	W	7-2	NY Rangers	Jan. 27	L	5-6	Detroit
Oct. 31	T	1-1	Montreal	Jan. 30	L	2-4	NY RANGERS
Nov. 3	L	0-6	Toronto	Feb. 2	L	1-3	CHICAGO
Nov. 4	L	0-7	Philadelphia	Feb. 3	L	4-5	Boston
Nov. 7	T	1-1	NY ISLANDERS	Feb. 7	L	4-5	Philadelphia
Nov. 10	T	4-4	ATLANTA	Feb. 9	W	4-5	NY Islanders
Nov. 13	W	5-2	MINNESOTA	Feb. 10	L	3-5	Chicago
Nov. 15	L	3-5	St. Louis	Feb. 13	W	5-3	DETROIT
Nov. 17	L	1-4	CHICAGO	Feb. 16	W	7-3	CALIFORNIA
Nov. 18	L	0-7	NY Rangers	Feb. 20	T	1-1	ST. LOUIS
Nov. 21	W	5-4	VANCOUVER	Feb. 23	L	2-6	BOSTON
Nov. 22	W	4-2	Toronto	Feb. 24	W	4-2	Chicago
Nov. 24	L	2-5	MONTREAL	Feb. 27	W	4-1	LOS ANGELES
Nov. 28	L	3-4	TORONTO	Feb. 28	L	1-7	Montreal
Dec. 1	T	2-2	ATLANTA	Mar. 2	W	6-1	VANCOUVER
Dec. 2	L	1-2	Chicago	Mar. 5	W	2-1	NY Islanders
Dec. 5	L	1-4	Los Angeles	Mar. 7	T	2-2	Toronto
Dec. 7	L	3-4	California	Mar. 9	W	7-5	St. Louis
Dec. 8	L	2-3	Vancouver	Mar. 10	L	4-5	MONTREAL
Dec. 12	W	9-1	CALIFORNIA	Mar. 13	L	1-5	Los Angeles
Dec. 15	L	0-2	DETROIT	Mar. 15	W	6-1	California
Dec. 16	W	2-1	Atlanta	Mar. 16	W	8-6	Vancouver
Dec. 20	L	5-6	Boston	Mar. 20	T	1-1	NY ISLANDERS
Dec. 22	L	1-4	NY RANGERS	Mar. 23	L	1-5	Minnesota
Dec. 23	L	2-3	Buffalo	Mar. 24	W	8-0	DETROIT
Dec. 26	T	2-2	Detroit	Mar. 27	T	3-3	MINNESOTA
Dec. 28	L	1-3	ST. LOUIS	Mar. 30	L	3-4	St. Louis
Dec. 29	L	2-4	CHICAGO	Mar. 31	W	4-2	ATLANTA
Jan. 2	L	4-8	Minnesota	Apr. 2	L	2-3	NY Islanders
Jan. 3	L	1-6	Buffalo	Apr. 4	W	4-2	BUFFALO
Jan. 5	W	5-2	BUFFALO	Apr. 6	W	6-1	PHILADELPHIA
Jan. 9	L	4-6	TORONTO	Apr. 7	L	3-6	Atlanta

1974-75 PENGUINS REVIEW

SEASON HIGHLIGHTS

- Penguins select Pierre Larouche in the first round of the 1974 Amateur Draft.
- Penguins play in Norris Division, Prince of Wales Conference, following NHL realignment.
- Syl Apps is named MVP of All-Star Game at Montreal Forum. He is joined on the Prince of Wales squad by teammates Pierre Larouche and Jean Pronovost.
- Pens record the 200th franchise victory with a 6-1 win over Chicago on Jan. 29 at the Civic Arena.
- Ron Stackhouse records six assists on Mar. 8 vs. Philadelphia.
- Pierre Larouche leads all NHL rookie scorers with 68 points (31-37).
- Penguins set club record for wins (37) and points (89) in a season.
- Penguins squander 3-0 lead in playoffs to New York Islanders. It is only the second time in NHL history a team has rallied from a 3-0 deficit.

MAJOR TRADES

- Sept. 13, 1974 - Obtained Rick Kehoe from Toronto for Blaine Stoughton and a first round choice in the 1977 Amateur Draft.
- Nov. 4, 1974 - Obtained Barry Wilkins from Vancouver for Ab DeMarco.
- Dec. 14, 1974 - Obtained Lew Morrison from Washington for Ron Lalonde.
- Jan. 10, 1975 - Obtained Michel Plasse from Kansas City for Jean Guy Lagace and Denis Herron.

FINAL STATISTICS

SCORING

PLAYERS	GP	G	A	PTS	PIM
Ron Schock	80	23	63	86	36
Syl Apps	79	24	55	79	43
Jean Pronovost	78	43	32	75	37
Vic Hadfield	78	31	42	73	72
Pierre Larouche	79	31	37	68	52
Rick Kehoe	76	32	31	63	22
Lowell MacDonald	71	27	33	60	24
Ron Stackhouse	72	15	45	60	52
Chuck Arnason	78	26	32	58	32
Bob Kelly	69	27	24	51	120
Barry Wilkins	65	5	30	35	103
Pete Laframboise	80	10	23	33	30
Colin Campbell	59	4	15	19	172
Bob Paradise	78	3	15	18	109
Dennis Owchar	46	6	11	17	67
Dave Burrows	78	2	15	17	49
Lew Morrison	70	7	9	16	10
Bob McManama	40	5	9	14	6
Nelson Debenedet	31	6	3	9	11
Jean Guy Lagace	27	1	8	9	39
Kelly Pratt	22	0	6	6	15
Ab DeMarco	8	2	1	3	4
Ron Lalonde	24	0	3	3	0
Bob Stumpf	11	1	1	2	20
Michel Plasse	44	0	2	2	24
Gary Inness	57	0	2	2	2
Mario Faubert	10	1	0	1	6
Steve Durban	1	0	1	1	10
Yves Bergeron	2	0	0	0	0
Wayne Bianchin	2	0	0	0	0
Denis Herron	3	0	0	0	0
Harvey Bennett	7	0	0	0	0
Bob Johnson	12	0	0	0	6
Bench					14

GOALTENDING

PLAYERS (W-L-T)	GP	MP	GA	SO	GAA
Gary Inness(24-18-10)	57	3122	161	2	3.09
Michel Plasse (9-5-4)	20	1094	73	0	4.00
Bob Johnson (3-4-1)	12	476	40	0	5.04
Denis Herron (1-1-0)	3	108	11	0	6.11
TOTALS (37-28-15)	80	4800	285	2	3.61

FINAL NORRIS DIVISION STANDINGS

TEAMS	GP	W	L	T	GF	GA	PTS
Montreal	80	47	14	19	374	225	113
Los Angeles	80	42	17	21	269	185	105
Pittsburgh	80	37	28	15	326	289	89
Detroit	80	23	45	12	259	335	58
Washington	80	8	67	5	181	446	21


GAME-BY-GAME RESULTS

DATE	W-L-T	SCORE	OPPONENT	DATE	W-L-T	SCORE	OPPONENT
Oct. 9	W	4-2	Minnesota	Jan. 11	W	6-3	CALIFORNIA
Oct. 12	W	7-2	DETROIT	Jan. 15	W	3-3	ATLANTA
Oct. 19	L	3-6	PHILADELPHIA	Jan. 18	T	4-4	BOSTON
Oct. 20	L	1-5	Atlanta	Jan. 19	W	3-2	Washington
Oct. 23	T	5-5	BOSTON	Jan. 22	W	7-5	CALIFORNIA
Oct. 26	L	4-5	NY RANGERS	Jan. 25	W	5-2	NY RANGERS
Oct. 29	L	0-2	Los Angeles	Jan. 26	L	2-7	Montreal
Nov. 1	L	4-7	Vancouver	Jan. 29	W	6-1	CHICAGO
Nov. 3	T	3-3	Chicago	Jan. 30	L	2-5	Detroit
Nov. 5	W	5-3	Kansas City	Feb. 1	T	4-4	St. Louis
Nov. 7	L	3-5	LOS ANGELES	Feb. 4	W	3-2	Vancouver
Nov. 9	W	5-2	CALIFORNIA	Feb. 5	W	3-2	Los Angeles
Nov. 10	L	3-8	Buffalo	Feb. 7	W	4-1	California
Nov. 13	W	8-2	NY ISLANDERS	Feb. 11	L	1-2	NY Islanders
Nov. 16	W	8-1	WASHINGTON	Feb. 12	T	3-3	BUFFALO
Nov. 17	W	6-0	Washington	Feb. 15	W	8-3	Toronto
Nov. 19	L	3-4	NY Islanders	Feb. 16	W	3-2	NY ISLANDERS
Nov. 20	W	8-5	Toronto	Feb. 19	T	2-2	LOS ANGELES
Nov. 23	T	0-0	LOS ANGELES	Feb. 22	W	3-2	ST. LOUIS
Nov. 24	L	5-7	NY Rangers	Feb. 23	L	1-3	DETROIT
Nov. 27	L	2-3	MONTREAL	Feb. 25	L	4-6	Boston
Nov. 30	T	5-5	BUFFALO	Feb. 26	W	3-1	WASHINGTON
Dec. 1	L	3-6	Buffalo	Mar. 1	W	7-3	VANCOUVER
Dec. 4	W	4-2	TORONTO	Mar. 2	W	8-6	NY Rangers
Dec. 7	L	2-5	Montreal	Mar. 5	T	4-4	Kansas City
Dec. 8	L	2-3	Boston	Mar. 8	W	8-2	PHILADELPHIA
Dec. 12	T	3-3	MONTREAL	Mar. 9	L	4-8	Buffalo
Dec. 14	W	6-3	CHICAGO	Mar. 12	W	5-3	BOSTON
Dec. 15	W	3-2	Detroit	Mar. 13	L	0-6	Philadelphia
Dec. 18	L	4-6	Toronto	Mar. 15	W	12-1	WASHINGTON
Dec. 19	T	4-4	KANSAS CITY	Mar. 16	W	6-3	KANSAS CITY
Dec. 21	L	7-8	Minnesota	Mar. 18	T	2-5	St. Louis
Dec. 22	L	0-4	Philadelphia	Mar. 19	T	3-3	Vancouver
Dec. 26	T	2-2	ST. LOUIS	Mar. 22	L	0-4	Los Angeles
Dec. 28	T	3-3	ATLANTA	Mar. 25	W	6-4	MONTREAL
Dec. 30	W	7-5	TORONTO	Mar. 29	W	4-2	Detroit
Jan. 2	W	6-3	MINNESOTA	Mar. 30	W	4-1	MINNESOTA
Jan. 4	W	4-3	VANCOUVER	Apr. 2	L	0-6	Montreal
Jan. 8	L	5-7	Chicago	Apr. 5	W	7-1	DETROIT
Jan. 10	T	3-3	Atlanta	Apr. 6	L	4-8	Washington

1975-76 PENGUINS REVIEW

SEASON HIGHLIGHTS

- Jean Pronovost scores a point in 16 consecutive games from Nov. 1 through Dec. 3.
- Penguins reel off an 11-game unbeaten streak (7-0-4) from Feb. 7 through Feb. 28.
- Penguins set club records with 339 goals for and 303 goals against.
- Pierre Larouche finishes fifth in the league scoring race with 53 goals and 58 assists for 111 points, a Penguins single-season record.
- Jean Pronovost finishes eighth (52-52-104) and Syl Apps finishes 10th (32-67-99) in league scoring, the first time three Penguins have finished in the top 10.



PIERRE LAROUCHE

MAJOR TRADES

- Dec. 16, 1975 - Obtained Stan Gilbertson from Washington for Harvey Bennett.
 Jan. 9, 1976 - Obtained Ed Gilbert, Simon Nolel and a first round choice in the 1976 Amateur Draft from Kansas City Scouts for Steve Durbano, Chuck Arnason and a first round choice in 1976 Amateur Draft.
 Mar. 8, 1976 - Obtained Ed Van Impe and Bob Taylor from Philadelphia for Gary Inness and future considerations.

FINAL STATISTICS SCORING

PLAYERS	GP	G	A	PTS	PIM
Pierre Larouche	76	53	58	111	33
Jean Pronovost	80	52	52	104	24
Syl Apps	80	32	67	99	24
Rick Kehoe	71	29	47	76	6
Lowell MacDonald	69	30	43	73	12
Ron Stackhouse	80	11	60	71	76
Vic Hadfield	76	30	35	65	46
Ron Schock	80	18	44	62	28
Bob Kelly	77	25	30	55	149
Dave Burrows	80	7	22	29	51
Barry Wilkins	75	0	27	27	106
Stan Gilbertson	48	13	8	21	6
Simon Nolel	39	9	8	17	2
Colin Campbell	64	7	10	17	105
Dennis Owchar	54	5	12	17	19
Chuck Arnason	30	7	3	10	14
Lew Morrison	78	4	5	9	8
Mario Faubert	21	1	8	9	10
Steve Durbano	32	0	8	8	161
Harvey Bennett	25	3	3	6	53
Wayne Bianchin	14	1	5	6	4
Ed Van Impe	12	0	5	5	16
Bob McManama	12	1	2	3	4
Ed Gilbert	38	1	1	2	0
Jacques Cossette	7	0	2	2	9
Michel Plasse	56	0	2	2	18
Bob Taylor	2	0	0	0	0
Gordie Laxton	8	0	0	0	0
Bob Paradise	9	0	0	0	4
Gary Inness	23	0	0	0	2
Bench					14

GOALTENDING

PLAYERS (W-L-T)	GP	MP	GA	SO	GAA
Michel Plasse (24-19-10)	55	3096	178	2	3.45
Gary Inness (8-9-2)	23	1212	82	0	4.06
Gordie Laxton (3-4-0)	8	414	31	0	4.49
Bob Taylor (0-1-0)	2	78	7	0	5.38
TOTALS (35-33-12)	80	4800	298	2	3.79

FINAL NORRIS DIVISION STANDINGS

TEAMS	GP	W	L	T	GF	GA	PTS
Montreal	80	58	11	11	337	174	127
Los Angeles	80	38	33	9	263	265	85
Pittsburgh	80	35	33	12	339	303	82
Detroit	80	26	44	10	226	300	62
Washington	80	11	59	10	224	394	32


GAME-BY-GAME RESULTS

DATE	W-L-T	SCORE	OPPONENT	DATE	W-L-T	SCORE	OPPONENT
Oct. 7	W	4-2	Washington	Jan. 11	L	0-6	Buffalo
Oct. 11	W	7-5	WASHINGTON	Jan. 13	L	2-6	Boston
Oct. 15	W	8-4	Toronto	Jan. 15	L	1-4	Philadelphia
Oct. 18	W	6-1	DETROIT	Jan. 17	W	3-2	BUFFALO
Oct. 21	L	1-7	MONTREAL	Jan. 18	W	8-3	NY RANGERS
Oct. 25	T	4-4	PHILADELPHIA	Jan. 22	L	3-4	MONTREAL
Oct. 30	L	0-4	Los Angeles	Jan. 24	W	8-2	WASHINGTON
Nov. 1	L	3-7	Minnesota	Jan. 25	T	1-1	MINNESOTA
Nov. 2	L	2-7	Buffalo	Jan. 29	W	6-2	KANSAS CITY
Nov. 5	W	7-6	NY ISLANDERS	Jan. 31	T	4-4	Kansas City
Nov. 6	W	5-3	St. Louis	Feb. 1	W	7-1	TORONTO
Nov. 8	L	5-7	CHICAGO	Feb. 5	L	1-5	Boston
Nov. 9	L	4-6	Philadelphia	Feb. 7	W	7-3	Los Angeles
Nov. 12	T	6-6	Washington	Feb. 8	W	7-3	Vancouver
Nov. 13	L	4-5	MONTREAL	Feb. 11	T	4-4	California
Nov. 15	L	2-5	BUFFALO	Feb. 14	T	4-4	NY ISLANDERS
Nov. 18	L	3-5	CALIFORNIA	Feb. 15	W	6-4	LOS ANGELES
Nov. 21	W	4-1	Atlanta	Feb. 17	W	6-1	KANSAS CITY
Nov. 22	W	6-3	LOS ANGELES	Feb. 19	W	7-5	TORONTO
Nov. 26	W	5-2	DETROIT	Feb. 21	W	10-1	CHICAGO
Nov. 29	W	9-3	NY RANGERS	Feb. 22	T	2-2	Detroit
Nov. 30	L	2-4	Boston	Feb. 25	T	3-3	ATLANTA
Dec. 3	T	3-3	Chicago	Feb. 28	W	5-4	VANCOUVER
Dec. 4	L	1-6	NY Islanders	Feb. 29	L	3-5	ST LOUIS
Dec. 7	W	6-3	TORONTO	Mar. 2	W	6-2	Minnesota
Dec. 9	L	2-3	Kansas City	Mar. 6	W	5-0	MINNESOTA
Dec. 10	L	2-3	Detroit	Mar. 7	L	3-5	NY ISLANDERS
Dec. 13	T	4-4	BOSTON	Mar. 10	L	6-7	BUFFALO
Dec. 14	L	4-7	Montreal	Mar. 13	W	4-2	CALIFORNIA
Dec. 17	W	9-2	California	Mar. 14	W	7-1	ST LOUIS
Dec. 19	L	1-5	Vancouver	Mar. 16	L	4-5	Montreal
Dec. 20	W	5-1	Los Angeles	Mar. 19	W	7-3	Washington
Dec. 23	L	3-4	NY Rangers	Mar. 21	W	4-2	NY Rangers
Dec. 26	L	3-4	Atlanta	Mar. 24	T	5-5	BOSTON
Dec. 27	W	9-2	ATLANTA	Mar. 25	L	2-5	St. Louis
Dec. 31	W	5-1	LOS ANGELES	Mar. 28	W	3-0	DETROIT
Jan. 3	L	4-8	PHILADELPHIA	Mar. 29	L	4-5	Toronto
Jan. 4	L	3-5	Chicago	Mar. 31	L	3-7	Montreal
Jan. 7	L	1-4	California	Apr. 3	L	4-5	WASHINGTON
Jan. 10	T	3-3	VANCOUVER	Apr. 4	W	6-5	Detroit

1976-77 PENGUINS REVIEW

SEASON HIGHLIGHTS

- Pierre Larouche records his fourth career hat trick on Feb. 19 at Toronto in a 6-6 tie.
- Dunc Wilson and Denis Herron combine for 52 saves in a 7-3 loss to Atlanta on Mar. 15.
- Wayne Bianchin and Atlanta's Guy Chouinard score goals four seconds apart on Mar. 15 to set an NHL record.
- Lost to Toronto in the preliminary round of the playoffs, two games to one.



DUNC WILSON

MAJOR TRADES

- Aug. 11, 1976 - Obtained Don Awrey from Montreal for a third round choice in the 1978 Amateur Draft and future considerations.
- Oct. 8, 1976 - Obtained Dunc Wilson from New York Rangers for cash and other considerations.
- Oct. 18, 1976 - Obtained Mike Corrigan from Los Angeles for a fifth round choice in the 1977 Amateur Draft.

FINAL STATISTICS

SCORING

PLAYERS	GP	G	A	PTS	PIM
Jean Pronovost	79	33	31	64	24
Pierre Larouche	65	29	34	63	14
Syl Apps	72	18	43	61	20
Rick Kehoe	80	30	27	57	10
Ron Schock	80	17	32	49	10
Mike Corrigan	73	14	27	41	36
Ron Stackhouse	80	7	34	41	72
Greg Malone	66	18	19	37	43
Blair Chapman	80	14	23	37	16
Wayne Bianchin	79	28	6	34	28
Bob Kelly	74	10	21	31	115
Dennis Owchar	46	5	18	23	37
Stan Gilbertson	67	6	9	15	13
Mario Faubert	47	2	11	13	32
Russ Anderson	66	2	11	13	81
Don Awrey	79	1	12	13	40
Dave Burrows	69	3	6	9	29
Lew Morrison	76	2	1	3	0
Ed Van Impe	10	0	3	3	6
Lowell MacDonald	3	1	1	2	0
Vic Hadfield	9	0	2	2	0
Tom Price	7	0	2	2	4
Denis Herron	34	0	1	1	4
Dunc Wilson	45	0	1	1	21
Yves Bergeron	1	0	0	0	0
Steve Lyon	3	0	0	0	2
Gordie Laxton	6	0	0	0	0
Ed Gilbert	7	0	0	0	0
Bench					12

GOALTENDING

PLAYERS (W-L-T)	GP	MP	GA	SO	GAA
Denis Herron (15-11-5)	34	1920	94	1	2.94
Dunc Wilson (18-19-8)	45	2627	129	5	2.95
Gordie Laxton (1-3-0)	6	253	26	0	6.17
TOTALS (34-33-13)	80	4800	252	6	3.15

FINAL NORRIS DIVISION

TEAMS	GP	W	L	GF	GA	PTS	
Montreal	80	60	8	12	387	171	132
Los Angeles	80	34	31	15	271	241	83
Pittsburgh	80	34	33	13	240	252	81
Washington	80	24	42	14	221	307	62
Detroit	80	16	55	9	183	309	41

GAME-BY-GAME RESULTS

DATE	W-L-T	SCORE	OPPONENT	DATE	W-L-T	SCORE	OPPONENT
Oct. 6	W	9-5	VANCOUVER	Jan. 8	W	4-2	CHICAGO
Oct. 7	L	1-0	Montreal	Jan. 11	L	0-2	TORONTO
Oct. 9	L	4-7	LOS ANGELES	Jan. 15	W	5-2	BUFFALO
Oct. 13	L	1-4	Chicago	Jan. 16	L	5-6	ATLANTA
Oct. 15	L	1-2	Atlanta	Jan. 19	W	3-0	Vancouver
Oct. 16	W	4-3	DETROIT	Jan. 20	L	3-5	Los Angeles
Oct. 20	T	4-4	Toronto	Jan. 22	W	3-2	NY ISLANDERS
Oct. 23	L	1-3	MONTREAL	Jan. 27	W	3-0	NY Rangers
Oct. 24	T	3-3	ATLANTA	Jan. 29	L	2-5	PHILADELPHIA
Oct. 27	T	4-4	Buffalo	Jan. 30	W	5-2	BOSTON
Oct. 28	L	0-3	Philadelphia	Feb. 2	W	5-2	MINNESOTA
Oct. 30	T	2-2	NY RANGERS	Feb. 3	T	0-0	Cleveland
Nov. 2	W	7-1	LOS ANGELES	Feb. 5	W	3-1	DETROIT
Nov. 5	W	4-1	Colorado	Feb. 6	L	2-5	Colorado
Nov. 7	T	2-2	Cleveland	Feb. 8	L	3-6	St. Louis
Nov. 10	L	2-3	Minnesota	Feb. 11	L	2-3	Vancouver
Nov. 13	W	1-0	PHILADELPHIA	Feb. 12	W	3-2	Los Angeles
Nov. 14	W	5-1	NY Rangers	Feb. 16	T	4-4	MONTREAL
Nov. 20	L	2-5	COLORADO	Feb. 19	T	6-6	Toronto
Nov. 21	W	5-0	CHICAGO	Feb. 20	W	4-1	CLEVELAND
Nov. 24	L	0-4	BOSTON	Feb. 22	L	1-3	Washington
Nov. 26	W	1-1	Cleveland	Feb. 24	L	2-3	Detroit
Nov. 27	L	1-3	NY ISLANDERS	Feb. 26	W	2-1	WASHINGTON
Nov. 30	L	4-6	Washington	Feb. 27	T	2-2	BOSTON
Dec. 2	W	4-2	NY Islanders	Mar. 2	L	0-5	LOS ANGELES
Dec. 4	L	1-3	Montreal	Mar. 3	L	1-5	Montreal
Dec. 7	W	6-2	MINNESOTA	Mar. 5	T	3-3	Los Angeles
Dec. 9	W	2-1	Buffalo	Mar. 6	W	2-1	St. Louis
Dec. 11	L	3-6	NY Islanders	Mar. 9	W	3-0	COLORADO
Dec. 12	W	5-3	ST. LOUIS	Mar. 12	W	3-2	BUFFALO
Dec. 16	W	5-4	CLEVELAND	Mar. 14	L	0-4	Philadelphia
Dec. 18	L	3-5	WASHINGTON	Mar. 15	L	3-7	Atlanta
Dec. 19	L	3-6	Boston	Mar. 16	W	7-3	ST. LOUIS
Dec. 22	W	5-2	Toronto	Mar. 19	L	2-5	NVRANGERS
Dec. 23	L	2-5	Detroit	Mar. 20	T	2-3	Chicago
Dec. 26	W	4-2	TORONTO	Mar. 22	W	4-2	Minnesota
Dec. 29	T	3-3	MONTREAL	Mar. 27	L	0-3	BOSTON
Jan. 1	W	6-3	BUFFALO	Mar. 30	L	3-4	WASHINGTON
Jan. 4	T	2-2	VANCOUVER	Apr. 2	W	4-5	Detroit
Jan. 6	T	3-3	Washington	Apr. 3	W	4-2	DETROIT

1977-78 PENGUINS REVIEW

SEASON HIGHLIGHTS

- Johnny Wilson is named head coach on June 13.
- Pete Mahovlich scores a hat trick in his first game as a Penguin in a 6-4 win over Detroit on Nov. 30.
- Jean Pronovost scores goals in seven consecutive games from Jan. 2 through Jan. 14.
- Dave Schultz sets a Penguins record for penalty minutes in one season with 378.
- Edward J. DeBartolo takes control of the Penguins on April 5.



DAVE SCHULTZ

MAJOR TRADES

- Sept. 20, 1977 - Obtained Brian Spencer from Buffalo for Ron Schock.
- Oct. 1, 1977 - Obtained Bob Paradise from Washington for rights to Don Awrey.
- Nov. 2, 1977 - Obtained Gene Carr, Dave Schultz and a fourth round choice in the 1978 Amateur Draft from Los Angeles for Syl Apps and Hartland Monahan.
- Nov. 29, 1977 - Obtained Peter Lee and Pete Mahovlich from Montreal for Pierre Larouche and the rights to Peter Marsh.
- Mar. 14, 1978 - Signed Derek Sanderson as a free agent.

FINAL STATISTICS

SCORING

PLAYERS	GP	G	A	PTS	PIM
Jean Pronovost	79	40	25	65	50
Pete Mahovlich	57	25	36	61	37
Greg Malone	78	18	43	61	80
Gene Carr	70	17	37	54	76
Rick Kehoe	70	29	21	50	10
Blair Chapman	75	24	20	44	37
Tom Edur	58	5	38	43	18
Dave Schultz	66	9	25	34	378
Wayne Bianchin	61	20	13	33	40
Brian Spencer	79	9	11	20	81
Mike Corrigan	25	8	12	20	10
Ron Stackhouse	50	5	15	20	36
Dave Burrows	67	4	15	19	24
Peter Lee	60	5	13	18	19
Russ Anderson	74	2	16	18	150
Lowell MacDonald	19	5	8	13	2
John Flesch	29	7	5	12	19
Bob Paradise	64	2	10	12	53
Pierre Larouche	20	6	5	11	0
Dennis Owchar	22	2	8	10	23
Colin Campbell	55	1	9	10	103
Tom Cassidy	26	3	4	7	15
Syl Apps	9	0	7	7	0
Jim Hamilton	25	2	4	6	2
Mario Faubert	18	0	6	6	11
Derek Sanderson	13	3	1	4	0
Jacques Cossette	19	1	2	3	4
Hartland Monahan	7	2	0	2	2
Lew Morrison	8	0	2	2	0
Dunc Wilson	21	0	1	1	0
Denis Herron	60	0	1	1	6
Greg Redquest	1	0	0	0	0
Kim Davis	1	0	0	0	0
Gordie Laxton	2	0	0	0	0
Tom Price	10	0	0	0	0
Bench					14

GOALTEENDING

PLAYERS (W-L-T)	GP	MP	GA	SO	GAA
Denis Herron (20-25-15)	60	3534	210	0	3.57
Dunc Wilson (5-11-3)	21	1180	95	0	4.83
Gordie Laxton (0-1-0)	2	73	9	0	7.40
Greg Redquest (0-0-0)	1	13	3	0	13.85
TOTALS (25-37-18)	80	4800	317	0	4.01

FINAL NORRIS DIVISION STANDINGS

TEAMS	GP	W	L	T	GF	GA	PTS
Montreal	80	59	10	11	359	183	129
Detroit	80	32	34	14	252	266	78
Los Angeles	80	31	34	15	243	245	77
Pittsburgh	80	25	37	18	254	321	68
Washington	80	17	49	14	195	321	48

GAME-BY-GAME RESULTS

DATE	W-L-T	SCORE	OPPONENT	DATE	W-L-T	SCORE	OPPONENT
Oct. 12	W	4-2	ST. LOUIS	Jan. 11	L	6-8	MONTREAL
Oct. 14	L	1-2	Washington	Jan. 12	T	4-4	Philadelphia
Oct. 15	L	2-8	PHILADELPHIA	Jan. 14	W	4-2	CLEVELAND
Oct. 19	T	3-3	NY Rangers	Jan. 18	L	0-1	Atlanta
Oct. 20	L	0-11	Philadelphia	Jan. 21	L	2-5	WASHINGTON
Oct. 22	W	5-2	ATLANTA	Jan. 22	W	3-1	NY RANGERS
Oct. 23	W	3-2	Cleveland	Jan. 28	T	3-3	BUFFALO
Oct. 26	L	3-4	DETROIT	Jan. 29	L	2-8	Boston
Oct. 29	L	3-5	BOSTON	Jan. 31	W	5-3	Detroit
Nov. 2	L	1-3	Detroit	Feb. 1	W	6-1	MINNESOTA
Nov. 4	L	1-5	Atlanta	Feb. 4	L	1-8	BOSTON
Nov. 5	L	3-4	NY Islanders	Feb. 7	W	4-2	Colorado
Nov. 9	W	5-3	CLEVELAND	Feb. 11	T	3-3	Los Angeles
Nov. 12	W	7-4	CHICAGO	Feb. 14	W	2-1	CHICAGO
Nov. 13	T	3-3	Buffalo	Feb. 16	T	1-1	LOS ANGELES
Nov. 16	L	4-7	Minnesota	Feb. 19	T	2-2	Chicago
Nov. 19	T	5-5	NY RANGERS	Feb. 21	W	5-4	St. Louis
Nov. 22	T	3-3	Vancouver	Feb. 22	T	2-2	ST. LOUIS
Nov. 24	L	3-5	Los Angeles	Feb. 25	L	1-3	PHILADELPHIA
Nov. 26	W	5-2	NY ISLANDERS	Feb. 26	T	4-4	Buffalo
Nov. 29	L	1-9	Montreal	Mar. 1	L	2-5	MONTREAL
Nov. 30	W	6-4	DETROIT	Mar. 4	L	3-6	NY Islanders
Dec. 3	T	4-4	BUFFALO	Mar. 5	T	3-3	NY ISLANDERS
Dec. 4	W	4-2	Washington	Mar. 8	W	5-3	COLORADO
Dec. 6	T	3-3	Colorado	Mar. 11	L	3-3	VANCOUVER
Dec. 9	L	3-5	LOS ANGELES	Mar. 12	L	1-7	TORONTO
Dec. 10	L	2-6	Boston	Mar. 14	L	2-4	Los Angeles
Dec. 11	L	1-5	ATLANTA	Mar. 15	L	4-7	Vancouver
Dec. 14	L	2-3	St. Louis	Mar. 18	W	3-2	Toronto
Dec. 17	W	5-3	MONTREAL	Mar. 19	L	1-9	Chicago
Dec. 22	T	3-3	Buffalo	Mar. 21	L	1-7	Minnesota
Dec. 23	L	2-6	TORONTO	Mar. 22	T	2-5	COLORADO
Dec. 26	W	5-4	Toronto	Mar. 25	T	2-2	DETROIT
Dec. 28	T	2-2	WASHINGTON	Mar. 29	L	2-6	Montreal
Dec. 29	L	3-4	Montreal	Mar. 30	L	3-6	Boston
Dec. 31	W	6-3	CLEVELAND	Apr. 2	W	6-3	TORONTO
Jan. 2	L	2-3	Washington	Apr. 5	W	7-2	MINNESOTA
Jan. 4	W	8-3	VANCOUVER	Apr. 6	L	4-6	Detroit
Jan. 7	T	3-3	LOS ANGELES	Apr. 8	L	4-6	WASHINGTON
Jan. 9	W	5-3	NY Rangers	Apr. 9	W	3-2	Cleveland

1978-79 PENGUINS REVIEW

SEASON HIGHLIGHTS

- Montreal hands the Penguins a 12-0 loss on Feb. 22 to set a franchise mark for the greatest margin of defeat.
- Penguins reel off a seven-game unbeaten streak (5-0-2) from Mar. 13 through Mar. 27.
- Penguins set a season record with 34 road points (13 wins, 8 ties).
- George Ferguson scores in overtime to eliminate Buffalo in the preliminary round of the playoffs, two games to one.
- Boston sweeps Pittsburgh, 4-0 in the quarter finals.



GREG MALONE

MAJOR TRADES

- June 13, 1978 - Obtained Randy Carlyle and George Ferguson from Toronto for Dave Burrows.
- June 14, 1978 - Obtained Tom Bladon, Orest Kindrachuk and Ross Lonsberry from Philadelphia for a first round choice in the 1978 Amateur Draft.
- Sept. 6, 1978 - Obtained Gregg Sheppard from Boston in a three-way deal, with Pittsburgh sending Jean Pronovost to Atlanta and Atlanta sending Dick Redmond to Boston.
- Oct. 18, 1978 - Obtained Rod Schutt from Montreal for a first round choice in the 1981 Amateur Draft.
- Feb. 6, 1979 - Obtained Gary McAdam from Buffalo for Dave Schultz.

FINAL STATISTICS SCORING

PLAYERS	GP	G	A	PTS	PIM
Greg Malone	80	35	30	65	52
Orest Kindrachuk	79	18	42	60	84
Peter Lee	80	32	26	58	24
Peter Mahovlich	60	14	39	53	39
George Ferguson	80	21	29	50	37
Randy Carlyle	70	13	34	47	78
Ross Lonsberry	80	24	22	46	38
Rick Kehoe	57	27	18	45	2
Rod Schutt	74	24	21	45	33
Ron Stackhouse	75	10	33	43	54
Gregg Sheppard	60	15	22	37	9
Dale Tallon	63	5	24	29	35
Tom Bladon	78	4	23	27	64
Gary McAdam	68	11	14	25	15
Colin Campbell	65	2	18	20	137
Blair Chapman	71	10	8	18	18
Russ Anderson	72	3	13	16	93
Wayne Bianchin	40	7	4	11	20
Jacques Cossette	38	7	2	9	16
Kim Davis	1	1	0	1	0
Bob Paradise	14	0	1	1	4
Gordon Laxton	1	0	0	0	0
Jim Hamilton	2	0	0	0	0
Tom Price	2	0	0	0	4
Lex Hudson	2	0	0	0	0
Mike Meeker	4	0	0	0	5
Brian Spencer	7	0	0	0	0
Greg Millen	28	0	0	0	0
Denis Herron	56	0	2	2	18
Bench					16

GOALTENDING

PLAYERS (W-L-T)	GP	MP	GA	SO	GAA
Denis Herron (22-19-12)	56	3208	180	0	3.37
Greg Millen (14-11-1)	28	1532	86	2	3.37
Gordon Laxton (0-1-0)	1	60	8	0	8.00
TOTALS (36-31-13)	80	4800	279	2	3.49

FINAL NORRIS DIVISION STANDINGS

TEAMS	GP	W	L	T	GF	GA	PTS
Montreal	80	52	17	11	337	204	115
Pittsburgh	80	36	31	13	281	279	85
Los Angeles	80	34	34	12	292	286	80
Washington	80	24	41	15	273	338	63
Detroit	80	23	41	16	252	295	62


GAME-BY-GAME RESULTS

DATE	W-L-T	SCORE	OPPONENT	DATE	W-L-T	SCORE	OPPONENT
Oct. 11	L	2-3	TORONTO	Jan. 10	W	3-2	MONTREAL
Oct. 12	L	2-6	Boston	Jan. 13	W	5-3	BOSTON
Oct. 14	T	4-4	BOSTON	Jan. 14	W	5-4	Buffalo
Oct. 16	L	3-5	NY ISLANDERS	Jan. 16	W	5-0	MINNESOTA
Oct. 19	L	1-3	Philadelphia	Jan. 17	L	1-4	Detroit
Oct. 21	W	5-1	WASHINGTON	Jan. 20	L	2-5	WASHINGTON
Oct. 25	T	6-6	ST. LOUIS	Jan. 24	L	1-4	Los Angeles
Oct. 28	L	2-4	ATLANTA	Jan. 25	L	3-5	Colorado
Oct. 29	L	2-3	NY Rangers	Jan. 27	W	5-3	LOS ANGELES
Nov. 1	L	4-6	Washington	Jan. 31	L	1-4	MONTREAL
Nov. 3	L	0-2	Atlanta	Feb. 3	W	4-2	DETROIT
Nov. 4	W	7-3	DETROIT	Feb. 4	L	3-8	Detroit
Nov. 8	W	6-3	COLORADO	Feb. 15	W	6-5	MINNESOTA
Nov. 9	T	4-4	Buffalo	Feb. 17	W	6-3	BUFFALO
Nov. 11	L	1-2	NY RANGERS	Feb. 18	L	2-6	Detroit
Nov. 16	W	6-3	Vancouver	Feb. 21	W	3-1	MONTREAL
Nov. 18	W	3-1	Los Angeles	Feb. 22	L	0-12	Montreal
Nov. 22	L	2-3	MONTREAL	Feb. 24	W	5-1	CHICAGO
Nov. 23	L	4-8	Montreal	Feb. 25	T	2-2	Chicago
Nov. 25	L	1-3	PHILADELPHIA	Feb. 28	W	5-3	COLORADO
Nov. 26	L	2-8	Toronto	Mar. 3	L	4-8	ST. LOUIS
Nov. 29	W	5-3	WASHINGTON	Mar. 4	W	7-2	Colorado
Dec. 1	W	7-4	Washington	Mar. 7	L	0-4	LOS ANGELES
Dec. 2	W	5-2	CHICAGO	Mar. 10	W	3-2	PHILADELPHIA
Dec. 5	T	3-3	NY Islanders	Mar. 11	L	0-4	Toronto
Dec. 6	W	6-4	TORONTO	Mar. 13	W	9-3	NY ISLANDERS
Dec. 8	T	3-3	Montreal	Mar. 14	T	3-3	Los Angeles
Dec. 9	T	4-4	BUFFALO	Mar. 17	W	5-2	Washington
Dec. 13	W	3-0	ST. LOUIS	Mar. 18	W	5-1	NY Rangers
Dec. 14	L	1-2	Philadelphia	Mar. 21	T	2-2	WASHINGTON
Dec. 16	W	6-5	VANCOUVER	Mar. 22	W	3-1	Boston
Dec. 17	T	3-3	Chicago	Mar. 24	T	3-3	NY Islanders
Dec. 21	W	4-1	Los Angeles	Mar. 25	T	2-2	NY ISLANDERS
Dec. 23	L	3-5	Minnesota	Mar. 27	W	5-1	Minnesota
Dec. 27	W	5-2	LOS ANGELES	Mar. 28	W	7-1	NY RANGERS
Dec. 30	W	3-1	DETROIT	Mar. 31	L	3-5	Montreal
Dec. 31	W	5-4	Detroit	Apr. 1	L	7-2	ATLANTA
Jan. 3	L	3-5	VANCOUVER	Apr. 3	W	3-2	ST. LOUIS
Jan. 5	T	3-3	Atlanta	Apr. 7	W	4-3	DETROIT
Jan. 6	L	3-4	LOS ANGELES	Apr. 8	L	2-5	Washington

1979-80 PENGUINS REVIEW

SEASON HIGHLIGHTS

- Greg Malone records six assists vs. Quebec on Nov. 28.
- Penguins wear black and gold uniforms for the first time vs. St. Louis on Jan. 30.
- Penguins defeat the New York Islanders, 4-3, on Jan. 3 to gain first place in the Norris Division for the first time in club history.
- Olympian Mark Johnson makes his Penguins debut on Mar. 2 vs. NY Islanders and scores his first NHL goal on Mar. 23 vs. Winnipeg.



RICK KEHOE

FINAL STATISTICS

PLAYERS	SCORING				
	GP	G	A	PTS	PIM
Rick Kehoe	79	30	30	60	4
Greg Malone	51	19	32	51	46
George Ferguson	73	21	28	49	36
Orest Kindrachuk	52	17	29	46	63
Peter Lee	74	16	29	45	20
Gary McAdam	78	19	22	41	63
Rod Schutt	73	18	21	39	43
Gregg Sheppard	76	13	24	37	20
Randy Carlyle	67	8	28	36	45
Ross Lonsberry	76	15	18	33	36
Ron Stackhouse	76	6	27	33	36
Pat Hughes	78	18	14	32	78
Russ Anderson	76	5	22	27	150
Nick Libett	78	14	12	26	14
Paul Marshall	46	9	12	21	9
Mario Faubert	49	5	13	18	31
Dale Tallon	32	5	9	14	18
Bob Stewart	75	3	8	11	56
Kim Davis	24	3	7	10	43
Mark Johnson	17	3	5	8	4
Tom Bladon	57	2	6	8	35
Greg Millen	44	0	3	3	14
Kim Clackson	46	0	3	3	166
Jim Hamilton	10	2	0	2	0
Rob Holland	34	0	0	0	2
Bench					10

GOALTENDING

PLAYERS (W-L-T)	GP	MP	GA	SO	GAA
Nick Ricci (2-2-0)	4	240	14	0	3.50
Greg Millen (18-18-7)	44	2586	157	2	3.64
Rob Holland (10-17-6)	34	1974	126	1	3.83
TOTALS (30-37-13)	80	4800	297	3	3.79

MAJOR TRADES

- Aug. 3, 1979 - Obtained Nick Libett from Detroit for Pete Mahovich.
- Aug. 30, 1979 - Obtained Rob Holland and Pat Hughes from Montreal for Denis Herron and a second round choice in the 1982 Entry Draft.
- Nov. 13, 1979 - Obtained Bob Stewart from St. Louis for Blair Chapman.

FINAL NORRIS DIVISION STANDINGS

TEAMS	GP	W	L	T	GF	GA	PTS
Montreal	80	47	20	13	328	240	107
Los Angeles	80	30	36	14	290	313	74
Pittsburgh	80	30	37	13	251	303	73
Hartford	80	27	34	19	303	312	73
Detroit	80	26	43	11	268	306	63

GAME-BY-GAME RESULTS

DATE	W-L-T	SCORE	OPPONENT	DATE	W-L-T	SCORE	OPPONENT
Oct. 10	W	4-2	WINNIPEG	Jan. 3	W	4-2	VANCOUVER
Oct. 13	T	3-3	HARTFORD	Jan. 12	L	2-3	CHICAGO
Oct. 14	W	4-1	Boston	Jan. 16	W	6-4	TORONTO
Oct. 17	L	4-5	LOS ANGELES	Jan. 17	L	1-7	Hartford
Oct. 20	W	5-1	WASHINGTON	Jan. 19	L	2-5	EDMONTON
Oct. 21	L	3-6	NY Rangers	Jan. 23	L	3-4	Edmonton
Oct. 24	L	3-7	Buffalo	Jan. 24	L	1-4	Colorado
Oct. 25	L	5-8	Montreal	Jan. 26	L	4-6	BOSTON
Oct. 31	W	4-2	COLORADO	Jan. 27	W	5-3	Boston
Nov. 3	T	3-3	ATLANTA	Jan. 30	L	3-4	ST LOUIS
Nov. 7	T	3-3	MONTREAL	Jan. 31	L	3-4	Detroit
Nov. 10	L	1-6	BOSTON	Feb. 2	L	0-4	PHILADELPHIA
Nov. 11	W	4-1	NY Rangers	Feb. 7	L	0-9	Buffalo
Nov. 15	T	3-3	Los Angeles	Feb. 9	L	2-5	MINNESOTA
Nov. 16	L	2-5	Vancouver	Feb. 10	L	2-3	Chicago
Nov. 18	W	3-2	Winnipeg	Feb. 13	W	4-2	Toronto
Nov. 21	W	5-2	ST LOUIS	Feb. 16	L	1-8	Montreal
Nov. 23	L	1-4	Atlanta	Feb. 17	L	5-6	Philadelphia
Nov. 24	W	5-3	NY RANGERS	Feb. 20	W	7-5	DETROIT
Nov. 28	W	7-2	QUEBEC	Feb. 23	W	2-1	QUEBEC
Nov. 30	L	5-7	Hartford	Feb. 24	L	0-2	Quebec
Dec. 1	W	5-4	COLORADO	Feb. 27	W	3-2	WINNIPEG
Dec. 5	T	3-3	VANCOUVER	Mar. 2	T	0-0	NY ISLANDERS
Dec. 7	W	5-3	Washington	Mar. 3	L	1-5	St Louis
Dec. 8	T	3-3	CHICAGO	Mar. 5	L	3-5	TORONTO
Dec. 11	T	3-3	St Louis	Mar. 8	W	5-4	EDMONTON
Dec. 12	T	3-3	NY ISLANDERS	Mar. 9	L	2-6	Detroit
Dec. 15	T	3-3	NY Islanders	Mar. 11	L	3-4	PHILADELPHIA
Dec. 16	L	1-4	Quebec	Mar. 12	W	4-2	LOS ANGELES
Dec. 19	T	0-0	Chicago	Mar. 15	W	5-2	MINNESOTA
Dec. 20	T	1-1	Philadelphia	Mar. 18	L	3-4	Edmonton
Dec. 22	L	3-4	NY RANGERS	Mar. 21	L	2-9	Edmonton
Dec. 26	W	6-4	DETROIT	Mar. 23	W	4-2	Winnipeg
Dec. 28	W	4-2	Atlanta	Mar. 25	W	4-2	Vancouver
Dec. 29	W	3-2	ATLANTA	Mar. 27	T	2-2	Los Angeles
Dec. 31	L	2-4	Minnesota	Mar. 28	L	0-5	Colorado
Jan. 2	W	5-3	MONTREAL	Mar. 30	W	4-0	WASHINGTON
Jan. 3	W	4-3	NY Islanders	Apr. 1	L	2-6	Washington
Jan. 5	L	4-5	BUFFALO	Apr. 2	W	6-4	HARTFORD
Jan. 7	L	5-9	Toronto	Apr. 5	L	1-9	BUFFALO

1980-81 PENGUINS REVIEW

SEASON HIGHLIGHTS

- Ed Johnstone is named head coach of the Penguins on July 15.
- Paul Gardner scores four goals vs. Philadelphia on Dec. 13, becoming the first player in Penguins history to accomplish this feat.
- Penguins set a franchise record with six consecutive victories from Feb. 22 to Mar. 4.
- Rick Kehoe's 55 goals set a single-season franchise record.
- St. Louis' Mike Crombeen scores at 5:16 of the second OT to give St. Louis a 4-3 win in the deciding game of the preliminary playoff round.
- Randy Carlyle is named First Team All-Star.



RANDY CARLYLE

- Rick Kehoe wins the Lady Byng Trophy and Randy Carlyle wins the James Norris Trophy.

MAJOR TRADES

- Nov. 18, 1980 - Obtained Paul Gardner and Dave Burrows from Toronto for Paul Marshall and Kim Davis.
- Jan. 2, 1981 - Obtained Gary Rissling from Washington for a fifth round choice in the 1981 Entry Draft.
- Mar. 10, 1981 - Obtained Pat Price from Edmonton for Pat Hughes.

FINAL STATISTICS

SCORING

PLAYERS	GP	G	A	PTS	PIM
Rick Kehoe	80	55	33	88	6
Randy Carlyle	76	16	67	83	136
Paul Gardner	62	34	40	74	59
Peter Lee	80	30	34	64	86
Rod Schutt	80	25	35	60	55
Mario Faubert	72	8	44	52	118
Greg Malone	62	21	29	50	68
Ross Lonsberry	80	17	33	50	76
George Ferguson	79	25	18	43	42
Pat Price	72	8	34	42	226
Errol Thompson	73	20	20	40	64
Ron Stackhouse	74	6	29	35	86
Mark Johnson	73	10	23	33	50
Gregg Sheppard	47	11	17	28	49
Pat Hughes	58	10	9	19	161
Paul Baxter	51	5	14	19	204
Russ Anderson	34	3	14	17	112
Nick Libett	44	6	6	12	4
Orest Kindrachuk	13	3	9	12	34
Gary McAdam	34	3	9	12	30
Marc Chorney	8	1	6	7	14
Jim Hamilton	20	1	6	7	18
Paul Marshall	13	3	0	3	4
Mike Bullard	15	1	2	3	19
Dave Burrows	59	0	2	2	20
Greg Millen	63	3	2	2	6
Kim Davis	8	1	0	1	4
Gary Rissling	26	1	0	1	143
Bennett Wolf	34	0	1	1	94
Gilles Lupien	31	0	1	1	34
Tony Feltrin	2	0	0	0	0
Nick Ricci	9	0	0	0	2
Rob Holland	10	0	0	0	0

GOALTENDING

PLAYERS (W-L-T)	GP	MP	GAA	SO	GAA
Nick Ricci (4-5-0)	9	540	35	0	3.89
Greg Millen (25-27-10)	63	3721	258	0	4.16
Rick Holland (1-5-3)	10	539	45	0	5.01
TOTALS (30-37-13)	80	4800	338	0	4.31

FINAL NORRIS DIVISION STANDINGS

TEAMS	GP	W	L	T	GF	GA	PTS
Montreal	80	45	22	13	332	232	103
Los Angeles	80	43	24	13	337	290	99
Pittsburgh	80	30	37	13	302	345	73
Hartford	80	21	41	18	292	372	60
Detroit	80	19	43	18	252	339	56

GAME-BY-GAME RESULTS

DATE	W-L-T	SCORE	OPPONENT	DATE	W-L-T	SCORE	OPPONENT
Oct. 9	L	4-7	at Philadelphia	Jan. 8	L	2-4	at Montreal
Oct. 11	W	5-4	WINNIPEG	Jan. 10	L	3-5	CHICAGO
Oct. 12	W	6-3	at NY Rangers	Jan. 13	L	3-6	at NY Islanders
Oct. 15	L	2-5	HARTFORD	Jan. 14	W	6-3	ST. LOUIS
Oct. 16	L	2-4	BUFFALO	Jan. 17	W	5-4	LOS ANGELES
Oct. 21	L	5-8	at Toronto	Jan. 21	L	0-5	PHILADELPHIA
Oct. 22	W	9-3	ST. LOUIS	Jan. 24	W	4-3	CALGARY
Oct. 25	L	2-8	CALGARY	Jan. 27	L	1-7	at St. Louis
Oct. 29	T	1-1	at Buffalo	Jan. 28	W	3-1	MINNESOTA
Oct. 31	W	6-5	at Winnipeg	Jan. 31	T	4-4	WASHINGTON
Nov. 1	L	3-6	at Minnesota	Feb. 2	L	4-8	at Chicago
Nov. 3	T	4-4	at Edmonton	Feb. 4	W	3-2	at Winnipeg
Nov. 5	L	1-2	TORONTO	Feb. 6	L	4-6	at Colorado
Nov. 8	W	5-3	DETROIT	Feb. 7	L	4-5	at Calgary
Nov. 9	L	4-7	at Boston	Feb. 12	W	5-3	NY ISLANDERS
Nov. 12	L	1-3	WASHINGTON	Feb. 14	T	2-2	VANCOUVER
Nov. 14	T	3-3	at NY Rangers	Feb. 17	L	1-4	at Philadelphia
Nov. 15	L	4-7	BOSTON	Feb. 19	W	6-2	HARTFORD
Nov. 19	L	2-3	MINNESOTA	Feb. 21	L	1-6	BUFFALO
Nov. 22	W	4-2	COLORADO	Feb. 22	W	3-4	COLORADO
Nov. 26	L	4-7	VANCOUVER	Feb. 23	W	4-3	WINNIPEG
Nov. 27	T	3-3	at Boston	Feb. 26	W	7-5	at Washington
Nov. 29	L	2-4	NY RANGERS	Feb. 28	W	6-4	NY RANGERS
Dec. 3	T	4-4	at Toronto	Mar. 2	W	5-4	at Quebec
Dec. 4	W	3-2	at Montreal	Mar. 4	W	6-5	LOS ANGELES
Dec. 6	W	6-4	CHICAGO	Mar. 7	L	5-8	at Minnesota
Dec. 7	L	1-10	at Buffalo	Mar. 8	W	6-4	EDMONTON
Dec. 10	W	4-3	MONTREAL	Mar. 11	L	1-2	MONTREAL
Dec. 12	W	6-2	at Washington	Mar. 14	T	3-3	QUEBEC
Dec. 13	L	5-6	PHILADELPHIA	Mar. 16	L	6-7	at Edmonton
Dec. 17	T	3-3	at Los Angeles	Mar. 17	L	3-4	at Vancouver
Dec. 19	L	4-10	at Vancouver	Mar. 19	T	4-4	at Los Angeles
Dec. 20	T	3-3	at Calgary	Mar. 21	W	3-1	at Colorado
Dec. 23	L	3-6	at St. Louis	Mar. 25	W	5-2	TORONTO
Dec. 26	L	7-9	at Hartford	Mar. 28	T	4-4	at NY Islanders
Dec. 27	W	6-4	QUEBEC	Mar. 29	L	2-5	EDMONTON
Dec. 31	L	1-3	at Detroit	Mar. 31	L	1-5	at Quebec
Jan. 3	W	6-4	DETROIT	Apr. 2	T	1-1	at Detroit
Jan. 4	L	2-3	at Chicago	Apr. 4	L	2-5	BOSTON
Jan. 7	W	7-3	NY ISLANDERS	Apr. 5	W	5-4	at Hartford

1981-82 PENGUINS REVIEW

SEASON HIGHLIGHTS

- Michel Dion is named starting goalie in NHL All-Star Game.
- Penguins break the New York Islanders' 15-game winning streak with a 4-3 victory on Feb. 21.
- Penguins finish fourth in the Patrick Division after NHL realignment.
- Penguins score 99 power play goals to lead NHL.
- Mike Bullard's 37 goals are the most ever by a Penguins rookie.
- Paul Baxter sets a franchise record with 409 penalty minutes.



MICHEL DION

MAJOR TRADES

- June 29, 1981 - Obtained Pat Boutette and Kevin McClelland from Hartford as compensation for Hartford's signing of free agent Greg Miller on June 15.
- June 30, 1981 - Signed Michel Dion as a free agent.
- Sept. 11, 1981 - Obtained Paul Harrison from Toronto for future considerations.
- Dec. 29, 1981 - Obtained Rick MacLeish from Hartford for Russ Anderson.
- Feb. 14, 1982 - Obtained Gary Edwards from St. Louis for an eighth round choice in the 1984 Entry Draft.

FINAL STATISTICS

SCORING

PLAYERS	GP	G	A	PTS	PIM
Rick Kehoe	71	33	52	85	8
Randy Carlyle	73	11	64	75	131
Pat Boutette	80	23	51	74	230
Paul Gardner	59	36	33	69	28
Mike Bullard	75	37	27	64	91
George Ferguson	7	22	31	53	45
Rick MacLeish	74	19	28	47	44
Paul Baxter	76	9	34	43	409
Greg Malone	78	15	24	39	125
Pat Price	77	7	31	38	322
Peter Lee	74	18	16	34	98
Doug Sheddin	40	13	12	25	28
Gregg Sheppard	58	11	10	21	35
Mark Johnson	46	10	11	21	30
Ron Stackhouse	76	2	19	21	102
Rod Schutt	35	8	12	20	42
Andre St. Laurent	34	10	9	19	32
Bob Simpson	26	9	9	18	4
Steve Gatzos	16	6	8	14	14
Pat Graham	42	6	8	14	55
Mario Faubert	14	4	8	12	14
Greg Hotham	28	4	6	10	16
Jim Hamilton	11	5	3	8	2
Paul Mulvey	27	1	7	8	76
Marc Chorney	60	1	6	7	63
Kevin McClelland	10	1	4	5	4
Randy Boyd	23	0	2	2	49
Russ Anderson	31	0	1	1	98
Michel Dion	62	0	1	1	4
David Hannan	1	0	0	0	0
Bennett Wolf	1	0	0	0	2
Nick Ricci	3	0	0	0	0
Tony Feltrin	5	0	0	0	4
Gary Edwards	6	0	0	0	2
Paul Harrison	13	0	0	0	0
Gary Rissling	16	0	0	0	55
Bench					10

GOALTENDING

PLAYERS (W-L-T)	GP	MP	GA	SO	GAA
Gary Edwards (3-2-1)	6	360	22	1	3.67
Michel Dion (25-24-12)	62	3580	226	0	3.79
Nick Ricci (0-3-0)	3	160	14	0	5.25
Paul Harrison (3-7-0)	13	700	64	0	5.49
TOTALS (31-36-13)	80	4800	326	1	4.21

FINAL PATRICK DIVISION STANDINGS

TEAMS	GP	W	L	T	GF	GA	PTS
NY Islanders	80	54	16	10	385	250	118
NY Rangers	80	39	27	14	316	306	92
Philadelphia	80	38	31	11	325	313	87
Pittsburgh	80	31	36	13	310	337	75
Washington	80	26	41	13	299	338	65

GAME-BY-GAME RESULTS

DATE	W-L-T	SCORE	OPPONENT	DATE	W-L-T	SCORE	OPPONENT
Oct. 6	L	2-6	at St. Louis	Jan. 7	L	4-5	at Detroit
Oct. 7	T	5-5	at Chicago	Jan. 9	W	4-3	VANCOUVER
Oct. 10	W	2-1	QUEBEC	Jan. 15	L	1-6	at Winnipeg
Oct. 11	L	2-3	at Philadelphia	Jan. 16	L	0-4	at Calgary
Oct. 14	L	1-4	NY ISLANDERS	Jan. 17	T	3-3	at Vancouver
Oct. 17	W	5-2	MINNESOTA	Jan. 20	W	5-4	BOSTON
Oct. 18	L	2-3	at Detroit	Jan. 21	L	1-6	at NY Islanders
Oct. 20	W	5-3	COLORADO	Jan. 23	T	5-5	PHILADELPHIA
Oct. 22	T	3-3	at Calgary	Jan. 26	L	2-9	at NY Islanders
Oct. 23	L	3-8	at Edmonton	Jan. 27	L	3-6	NY ISLANDERS
Oct. 25	W	6-4	at Vancouver	Jan. 30	W	2-1	WINNIPEG
Oct. 28	L	3-5	TORONTO	Jan. 31	L	3-8	at Washington
Oct. 29	L	4-6	at Philadelphia	Feb. 2	L	6-9	MINNESOTA
Oct. 31	W	3-1	BUFFALO	Feb. 6	L	4-6	WASHINGTON
Nov. 4	W	6-3	NY RANGERS	Feb. 7	L	4-5	at Philadelphia
Nov. 7	W	7-2	PHILADELPHIA	Feb. 10	T	3-3	HARTFORD
Nov. 11	W	3-2	at Washington	Feb. 11	L	2-4	at Montreal
Nov. 14	T	3-3	at Boston	Feb. 13	T	3-3	LOS ANGELES
Nov. 18	W	6-1	ST. LOUIS	Feb. 16	L	2-6	at NY Islanders
Nov. 20	T	3-3	TORONTO	Feb. 17	L	3-5	NY RANGERS
Nov. 21	L	5-9	at Montreal	Feb. 20	W	6-5	PHILADELPHIA
Nov. 24	W	7-1	at Quebec	Feb. 21	W	4-3	NY ISLANDERS
Nov. 25	W	2-1	MONTREAL	Feb. 25	L	2-4	at NY Islanders
Nov. 28	W	5-3	TROTT	Feb. 27	L	1-4	EDMONTON
Dec. 1	W	4-2	WINNIPEG	Feb. 28	W	4-2	at NY Rangers
Dec. 5	L	1-3	at St. Louis	Mar. 3	L	2-3	BOSTON
Dec. 6	L	4-7	at Buffalo	Mar. 6	W	6-4	at Los Angeles
Dec. 9	L	1-4	PHILADELPHIA	Mar. 7	T	4-4	CALGARY
Dec. 12	W	7-4	WASHINGTON	Mar. 10	W	7-2	at Washington
Dec. 14	L	4-5	at NY Rangers	Mar. 13	W	6-2	COLORADO
Dec. 16	W	7-6	LOS ANGELES	Mar. 15	L	3-4	at Minnesota
Dec. 19	T	3-3	NY RANGERS	Mar. 17	L	4-10	at Edmonton
Dec. 20	L	1-3	at Philadelphia	Mar. 20	L	5-7	at Los Angeles
Dec. 23	T	4-4	at Toronto	Mar. 21	W	6-0	at Colorado
Dec. 26	L	5-7	BUFFALO	Mar. 24	L	2-7	NY RANGERS
Dec. 27	L	3-5	at NY Rangers	Mar. 27	T	3-3	CHICAGO
Dec. 30	W	6-2	WASHINGTON	Mar. 28	W	6-5	at Washington
Jan. 2	W	9-4	HARTFORD	Mar. 31	T	4-4	WASHINGTON
Jan. 3	W	6-4	at Hartford	Apr. 1	W	7-5	at NY Rangers
Jan. 6	L	3-6	at Chicago	Apr. 4	W	7-2	NY ISLANDERS

1982-83 PENGUINS REVIEW

SEASON HIGHLIGHTS

- Pat Boutette records hat tricks on Oct. 12 vs. Vancouver and Oct. 27 vs. Washington.
- Denis Herron records his fourth shutout as a Penguin on Dec. 4 in a 0-0 tie with Philadelphia.
- Rick Kehoe is named to the Prince of Wales Conference All-Star Team.
- Penguins lose 11 in a row from Jan. 22 through Feb. 10 and are winless in 18 games (0-17-1) from Jan. 2 through Feb. 10.



DOUG SHEDDEN

- Penguins allow a franchise record 394 goals against.

FINAL STATISTICS

PLAYERS	GP	G	A	PTS	PIM
Doug Shedden	80	24	43	67	54
Rick Kehoe	75	29	36	65	12
Greg Malone	80	17	44	61	82
Pat Boutette	80	27	29	56	152
Randy Carlyle	61	15	41	56	110
Paul Gardner	70	28	27	55	12
Mike Bullard	57	22	22	44	60
Dave Hannan	74	11	22	33	127
Paul Baxter	75	11	21	32	238
Greg Hotham	58	2	30	32	39
Peter Lee	63	13	13	26	10
Andre St. Laurent	70	13	9	22	105
Anders Hakansson	67	9	12	21	35
Randy Boyd	56	4	14	18	71
Steve Gatzos	44	6	7	13	52
Pat Price	38	1	11	12	104
Kevin McClelland	38	5	4	9	73
Gary Rissing	40	5	4	9	128
Marc Chorney	67	3	5	8	66
Ron Meighan	41	2	6	8	16
Tony Feltrin	32	3	3	6	40
Pat Granam	20	1	5	6	16
Tim Hryniewicz	30	2	3	5	48
Doug Lecuyer	12	1	4	5	12
Rick MacLeish	6	0	5	5	2
Rod Buskas	41	2	2	4	102
Stan Jonathan	20	0	3	3	13
Jim Hamilton	5	0	2	2	2
Michel Dion	49	0	2	2	8
Bob Simpson	4	1	0	1	0
Denis Herron	31	0	1	1	14
Rob Garner	1	0	0	0	0
Brian Lundberg	1	0	0	0	2
Nick Ricci	3	0	0	0	0
Roberto Romano	3	0	0	0	0
Rich Sutter	4	0	0	0	0
Bob Schutt	5	0	0	0	0
Bennett Wolf	5	0	0	0	37
George Ferguson	7	0	0	0	2
Ian Turnbull	7	0	0	0	4
Bench					20

GOALTENDING

PLAYERS (W-L-T)	GP	MP	GA	SO	GAA
Michel Dion (12-30-4)	49	2791	198	0	4.26
Denis Herron (5-18-5)	31	1707	151	1	5.31
Nick Ricci (1-2-0)	3	147	16	0	6.53
Roberto Romano (0-3-0)	3	155	18	0	6.97
TOTALS (18-53-9)	80	4800	394	1	4.93

MAJOR TRADES

- Sept. 15, 1982 - Obtained Denis Herron from Montreal for a third round choice in the 1985 Entry Draft.
- Oct. 28, 1982 - Obtained Ron Meighan and Anders Hakansson from Minnesota for George Ferguson and a first round choice in the 1983 Entry Draft.
- Nov. 8, 1982 - Obtained Stan Jonathan from Boston for future considerations.

FINAL PATRICK DIVISION STANDINGS

TEAMS	GP	W	L	T	GF	GA	PTS
Philadelphia	80	49	23	8	326	240	106
NY Islanders	80	42	26	12	302	226	96
Washington	80	39	25	16	306	283	94
NY Rangers	80	35	35	10	306	287	80
New Jersey	80	17	49	14	230	338	48
Pittsburgh	80	18	53	9	257	394	45

GAME-BY-GAME RESULTS

DATE	W-L-T	SCORE	OPPONENT	DATE	W-L-T	SCORE	OPPONENT
Oct. 5	T	3-3	at New Jersey	Jan. 7	L	2-7	at Edmonton
Oct. 9	L	3-5	NY RANGERS	Jan. 9	L	3-4	at Winnipeg
Oct. 10	L	3-4	at Boston	Jan. 12	0-7		MINNESOTA
Oct. 12	W	5-4	VANCOUVER	Jan. 13	L	1-8	at Philadelphia
Oct. 14	L	0-9	at NY Islanders	Jan. 15	L	7-8	MONTREAL
Oct. 16	L	5-6	NEW JERSEY	Jan. 19	T	1-1	NEW JERSEY
Oct. 21	L	4-8	at Quebec	Jan. 22	L	3-7	QUEBEC
Oct. 23	W	4-2	PHILADELPHIA	Jan. 24	L	2-8	at Toronto
Oct. 27	W	7-5	WASHINGTON	Jan. 26	L	2-6	WASHINGTON
Oct. 28	L	2-9	at Philadelphia	Jan. 28	L	2-7	at Washington
Oct. 30	L	1-4	CALGARY	Jan. 29	L	1-2	NY RANGERS
Oct. 31	L	2-6	at NY Rangers	Jan. 31	L	2-3	at New Jersey
Nov. 2	W	3-1	at NY Islanders	Feb. 2	L	4-7	at Chicago
Nov. 4	T	4-4	at New Jersey	Feb. 4	L	4-6	at Winnipeg
Nov. 6	L	2-6	at Los Angeles	Feb. 5	L	4-7	at Calgary
Nov. 10	W	5-4	EDMONTON	Feb. 9	L	2-6	VANCOUVER
Nov. 13	L	1-3	CALGARY	Feb. 10	L	3-7	at Boston
Nov. 14	T	6-6	at Buffalo	Feb. 12	W	6-4	LOS ANGELES
Nov. 17	W	4-3	HARTFORD	Feb. 15	L	3-7	DETROIT
Nov. 20	W	4-3	BOSTON	Feb. 17	L	1-4	at NY Islanders
Nov. 24	W	4-3	TORONTO	Feb. 19	L	7-10	EDMONTON
Nov. 26	T	6-6	at Minnesota	Feb. 21	L	2-4	at Toronto
Nov. 27	L	3-5	at St. Louis	Feb. 23	W	6-4	WINNIPEG
Dec. 1	L	2-4	CHICAGO	Feb. 24	L	3-6	at Philadelphia
Dec. 2	L	4-5	at Washington	Feb. 26	W	5-4	NEW JERSEY
Dec. 4	T	0-0	PHILADELPHIA	Feb. 28	L	3-9	at NY Rangers
Dec. 8	W	4-2	BUFFALO	Mar. 1	T	3-3	NY RANGERS
Dec. 11	L	4-7	QUEBEC	Mar. 4	L	2-10	at Buffalo
Dec. 12	L	3-4	at Philadelphia	Mar. 6	L	3-5	PHILADELPHIA
Dec. 15	T	4-4	DETROIT	Mar. 10	L	3-4	NY ISLANDERS
Dec. 18	L	1-3	WASHINGTON	Mar. 12	W	7-2	at Hartford
Dec. 20	L	3-6	at NY Rangers	Mar. 13	L	3-4	CHICAGO
Dec. 21	W	3-2	at Hartford	Mar. 17	L	2-3	at Los Angeles
Dec. 23	L	4-6	at Detroit	Mar. 19	W	7-4	at Minnesota
Dec. 26	W	4-3	NY RANGERS	Mar. 21	L	3-7	at Vancouver
Dec. 28	L	3-6	at Washington	Mar. 25	T	4-4	at Washington
Dec. 29	L	5-6	ST. LOUIS	Mar. 26	L	1-4	NY ISLANDERS
Jan. 1	W	2-1	NY ISLANDERS	Mar. 30	W	3-2	MONTREAL
Jan. 2	L	1-5	at Montreal	Apr. 2	L	3-6	at NY Islanders
				Apr. 3	L	3-5	NEW JERSEY

1983-84 PENGUINS REVIEW

SEASON HIGHLIGHTS

- Lou Angotti is named head coach on July 20, 1983.
- Penguins finish 16-58-6 for 38 points, their worst record ever and worst overall record in the NHL.
- Mike Bullard scores 51 goals becoming only the fourth player in Penguins' history to do so.

FINAL STATISTICS

SCORING

PLAYERS	GP	G	A	PTS	PIM
Mike Bullard	76	51	41	92	57
Doug Shedden	67	22	35	57	20
Mark Taylor	60	24	31	55	24
Ron Flockhart	76	27	21	48	44
Rick Kehoe	57	18	27	45	8
Tom Roulston	77	16	24	40	24
Pat Boutette	73	14	26	40	142
Andy Brickley	50	18	20	38	9
Kevin McCarthy	78	6	30	36	113
Greg Hotham	76	5	25	30	59
Randy Carlyle	50	3	23	26	82
Bob Errey	65	9	13	22	29
Norm Schmidt	34	6	12	18	12
Bryan Maxwell	48	3	15	18	111
Gary Rissling	47	4	13	17	297
Tom O'Regan	51	4	10	14	8
Greg Fox	73	2	10	12	97
Tim Hryniewicz	25	4	5	9	34
Marty McSorley	72	2	7	9	224
Tom Thornbury	14	1	8	9	16
Warren Young	15	1	7	8	19
Steve Gatzos	23	3	3	6	15
Kevin McClelland	24	2	4	6	62
Rod Buskas	47	2	4	6	60
Bob Gladney	13	1	5	6	2
Ted Bulley	26	3	2	5	12
Dave Hannan	24	2	3	5	33
Paul Gardner	16	0	5	5	6
Jim Hamilton	11	2	2	4	4
Rod Schutt	11	1	3	4	4
Rocky Saganuik	29	1	3	4	37
Darren Lowe	8	1	2	3	0
Andre St. Laurent	8	2	0	2	21
Mitch Lamoureux	8	1	1	2	6
Tim Tookey	8	0	2	2	2
Dean DeFazio	22	0	2	2	28
Greg Tebbutt	24	0	2	2	31
Marc Chorney	4	0	1	1	8
Phil Bourque	5	0	1	1	12
Randy Boyd	5	0	1	1	6
Michel Dion	30	0	1	1	2
Grant Sasser	3	0	0	0	0
Vincent Tremblay	4	0	0	0	0
Rich Sutter	5	0	0	0	0
Todd Charlesworth	10	0	0	0	8
Troy Loney	13	0	0	0	9
Roberto Romano	18	0	0	0	0
Denis Herron	38	0	0	0	21
Bench					14

GOALTENDING

PLAYERS (W-L-T)	GP	MP	GA	SO	GAA
Denis Herron (8-24-2)	38	2027	138	1	4.08
Roberto Romano (6-11-1)	18	1020	78	1	4.59
Michel Dion (2-19-4)	30	1553	138	0	5.33
Vincent Tremblay (0-4-0)	4	240	24	0	6.00
TOTALS (16-58-6)	80	4840	378	2	4.69

MAJOR TRADES

- Oct. 23, 1983 - Obtained Andy Brickley, Ron Flockhart, Mark Taylor and a first round choice in the 1984 Entry Draft from Philadelphia for Rich Sutter and second and third round choices in the 1984 Entry Draft.
- Dec. 5, 1983 - Obtained Tom Roulston from Edmonton for Kevin McClelland and a sixth round choice in the 1984 Entry Draft.
- Jan. 26, 1984 - Obtained Kevin McCarthy from Vancouver for a third round choice in the 1984 Entry Draft.
- Mar. 5, 1984 - Obtained Moe Mantha and a first round choice in the 1984 Entry Draft from Winnipeg for Randy Carlyle.

FINAL PATRICK DIVISION STANDINGS

TEAMS	GP	W	L	T	GF	GA	PTS
NY Islanders	80	50	26	4	357	269	104
Washington	80	48	27	5	308	226	101
Philadelphia	80	44	26	10	350	290	98
NY Rangers	80	42	29	9	314	304	93
New Jersey	80	17	56	7	231	350	41
Pittsburgh	80	16	58	6	254	390	38

GAME-BY-GAME RESULTS

DATE	W-L-T	SCORE	OPPONENT	DATE	W-L-T	SCORE	OPPONENT
Oct. 4	L	3-5	ST LOUIS	Jan. 7	L	4-7	NEW JERSEY
Oct. 8	L	1-6	NY RANGERS	Jan. 10	L	1-7	Quebec
Oct. 9	L	1-7	Philadelphia	Jan. 14	L	3-7	Boston
Oct. 12	L	3-4*	WINNIPEG	Jan. 15	L	0-2	Chicago
Oct. 14	W	4-0	Washington	Jan. 18	L	4-5*	WINNIPEG
Oct. 15	L	4-6	HARTFORD	Jan. 20	W	6-3	NY Rangers
Oct. 18	L	1-3	BUFFALO	Jan. 21	L	2-3	WASHINGTON
Oct. 22	L	1-6	BOSTON	Jan. 25	L	2-5	NY RANGERS
Oct. 25	L	0-1	WASHINGTON	Jan. 28	L	3-6	Montreal
Oct. 27	W	4-2	Chicago	Jan. 29	L	3-7	Buffalo
Oct. 29	L	1-3	PHILADELPHIA	Feb. 1	W	4-0	MINNESOTA
Oct. 30	W	5-3	New Jersey	Feb. 4	L	5-6	NY Islanders
Nov. 2	W	6-3	Winnipeg	Feb. 5	L	4-5	NY ISLANDERS
Nov. 3	T	3-3*	Calgary	Feb. 8	L	5-6*	BUFFALO
Nov. 5	L	3-7	Edmonton	Feb. 9	L	3-9	Detroit
Nov. 8	T	4-4*	CALGARY	Feb. 11	W	3-2	NEW JERSEY
Nov. 11	L	5-8	NY ISLANDERS	Feb. 13	L	1-6	Quebec
Nov. 12	W	4-2	NY Islanders	Feb. 16	L	3-10	Calgary
Nov. 16	L	2-3	TORONTO	Feb. 17	W	4-1	Vancouver
Nov. 19	T	4-4*	ST LOUIS	Feb. 19	L	3-7	Edmonton
Nov. 20	L	4-5*	Philadelphia	Feb. 22	L	2-9	EDMONTON
Nov. 23	W	4-1	NEW JERSEY	Feb. 25	T	3-3*	CHICAGO
Nov. 25	L	2-5	Detroit	Feb. 26	L	3-4*	NY Rangers
Nov. 26	L	4-7	DETROIT	Feb. 29	L	5-9	VANCOUVER
Nov. 29	L	4-6	Minnesota	Mar. 1	L	1-3	Washington
Dec. 1	L	4-6	MINNESOTA	Mar. 3	W	4-3	LOS ANGELES
Dec. 3	L	3-6	PHILADELPHIA	Mar. 5	L	2-5	WASHINGTON
Dec. 6	L	3-5	BOSTON	Mar. 6	L	5-6	New Jersey
Dec. 11	T	3-3*	MONTREAL	Mar. 8	L	6-8	QUEBEC
Dec. 13	W	3-2	HARTFORD	Mar. 11	L	4-6	NY ISLANDERS
Dec. 15	L	1-3	Montreal	Mar. 13	L	5-9	WASHINGTON
Dec. 31	L	0-2	LOS ANGELES	Mar. 14	L	6-7	Los Angeles
Dec. 18	T	3-3*	Toronto	Mar. 17	W	4-2	Hartford
Dec. 20	L	3-11	NY Islanders	Mar. 21	W	4-3	TORONTO
Dec. 21	L	1-6	NY Rangers	Mar. 22	L	1-31	Philadelphia
Dec. 23	W	6-5*	New Jersey	Mar. 24	L	0-6	Washington
Dec. 26	W	7-4	NY RANGERS	Mar. 25	L	3-4	WASHINGTON
Dec. 31	L	0-2	ST LOUIS	Mar. 28	L	3-5	PHILADELPHIA
Jan. 3	L	5-7	PHILADELPHIA	Mar. 29	L	4-6	NY Rangers
Jan. 6	L	1-3	New Jersey	Apr. 1	L	1-2	NY ISLANDERS

* - overtime

1984-85 PENGUINS REVIEW

SEASON HIGHLIGHTS

- Bob Berry is named head coach on June 4, 1984.
- Penguins draft Mario Lemieux, Doug Bodger and Roger Belanger in the first round of the 1984 Entry Draft on June 9 marking the first time in club history that Pittsburgh selected more than one player in the first round. Lemieux is the first Penguin to be drafted first overall.
- Penguins win five games in a row from Dec. 5 through Dec. 15.
- Lemieux scores two goals and one assist to win MVP honors at the 1985 All-Star Game in Calgary.
- Penguins place two representatives on the All-Rookie team, Lemieux at center and Warren Young at left wing.
- Lemieux finishes with 100 points (43-57) becoming only the third rookie in NHL history to score 100 or more points in a season.
- Lemieux is the first Penguin to be honored with the Calder Memorial Trophy for Rookie of the Year.
- Young and Lemieux each score over 40 goals, the first time two Penguins rookies topped the 40 goal mark in one season.

MAJOR TRADES

- Oct. 11, 1984 - Obtained Randy Hillier from Boston for a fourth round choice in the 1985 Entry Draft.
- Nov. 9, 1984 - Obtained John Chabot from Montreal for Ron Flockhart.
- Nov. 16, 1984 - Obtained Ville Siren from Hartford for Pat Bouette.
- Mar. 12, 1985 - Obtained Jim McGeough from Washington for Mark Taylor.

FINAL STATISTICS

PLAYERS	SCORING				PIM
	GP	G	A	PTS	
Mario Lemieux	73	43	57	100	54
Warren Young	80	40	32	72	176
Doug Shedden	80	35	32	67	30
Mike Bullard	68	32	31	63	75
John Chabot	77	9	51	60	14
Wayne Babych	65	20	34	54	35
Moe Mantha	71	11	40	51	54
Doug Bodger	65	5	26	31	67
Andy Brickley	45	7	15	22	10
Randy Hillier	45	2	19	21	56
Mitch Lamoureux	62	11	8	19	53
Gary Rissling	56	10	9	19	209
Kevin McCarthy	64	9	10	19	30
Troy Loney	46	10	8	18	59
Mark Taylor	47	7	10	17	19
Dave Hannan	30	6	7	13	43
Bruce Crowder	26	4	7	11	23
Joe McDonnell	40	2	9	11	20
Rod Buskas	69	2	7	9	191
Todd Charlesworth	67	1	8	9	31
Roger Belanger	44	3	5	8	32
Wally Weir	48	2	6	8	90
Bryan Maxwell	44	0	8	8	57
Jim McGeough	25	3	4	7	16
Greg Fox	26	2	5	7	26
Arto Javanainen	14	4	1	5	2
Ron Flockhart	12	0	5	5	4
Pat Bouette	14	1	3	4	24
Jim Hamilton	11	2	1	3	0
Steve Gatzos	6	0	2	2	2
Rick Kehoe	6	0	2	2	0
Greg Hotham	11	0	2	2	4
Bob Errey	16	0	2	2	7
Michel Dion	10	0	1	1	0
Bob Geale	1	0	0	0	2
Tom O'Regan	1	0	0	0	0
Petteri Lehto	6	0	0	0	4
Mike Rowe	6	0	0	0	7
Brian Ford	8	0	0	0	0
Marty McSorley	15	0	0	0	15
Roberto Romano	31	0	0	0	2
Denis Herron	42	0	0	0	4

GOALTENDING

PLAYERS (W-L-T)	GP	MP	GA	SO	GAA
Roberto Romano (9-17-2)	31	1629	120	1	4.42
Denis Herron (10-22-3)	42	2193	169	1	4.62
Michel Dion (3-6-0)	10	553	43	0	4.67
Brian Ford (2-6-0)	8	457	48	0	6.30
TOTALS (24-51-5)	80	4832	380	2	4.78

FINAL PATRICK DIVISION STANDINGS

TEAMS	GP	W	L	T	GF	GA	PTS
Philadelphia	80	53	20	7	348	241	113
Washington	80	46	25	9	322	240	101
NY Islanders	80	40	34	6	345	312	86
NY Rangers	80	26	44	10	295	345	62
New Jersey	80	22	48	10	264	346	54
Pittsburgh	80	24	51	5	276	385	53

GAME-BY-GAME RESULTS

DATE	W-L-T	SCORE	OPPONENT	DATE	W-L-T	SCORE	OPPONENT
Oct. 11	L	3-4	Boston	Jan. 16	L	4-5	WASHINGTON
Oct. 13	L	3-4	Montreal	Jan. 17	L	2-6	Washington
Oct. 17	W	4-3	VANCOUVER	Jan. 19	W	5-4	CHICAGO
Oct. 20	W	3-1	PHILADELPHIA	Jan. 21	L	6-7	Winnipeg
Oct. 21	L	2-4	Philadelphia	Jan. 23	L	3-4	Minnesota
Oct. 24	L	2-5	NEW JERSEY	Jan. 25	T	6-6*	Calgary
Oct. 27	W	2-5	MONTREAL	Jan. 26	L	3-6	Edmonton
Oct. 30	W	4-3	DETROIT	Jan. 30	L	5-6	TORONTO
Oct. 31	W	7-6	New Jersey	Feb. 2	L	0-4	NY ISLANDERS
Nov. 3	L	5-7	NY RANGERS	Feb. 7	L	3-6	New Jersey
Nov. 6	T	3-3*	EDMONTON	Feb. 9	L	1-4	NY Islanders
Nov. 8	L	2-6	ST LOUIS	Feb. 10	L	3-4	LOS ANGELES
Nov. 10	L	4-5	NY Islanders	Feb. 14	L	4-5	Chicago
Nov. 14	W	4-3*	Winnipeg	Feb. 18	L	1-8	QUEBEC
Nov. 16	L	6-7	Vancouver	Feb. 18	L	2-8	Philadelphia
Nov. 17	L	3-5	Los Angeles	Feb. 20	W	6-3	CALGARY
Nov. 21	T	3-3*	WASHINGTON	Feb. 22	L	3-6	NY RANGERS
Nov. 22	L	3-9	Hartford	Feb. 23	W	3-1	Minnesota
Nov. 24	3-5	NEW JERSEY	Feb. 25	L	4-5	MINNESOTA	
Nov. 27	T	2-2	BUFFALO	Feb. 27	L	4-6	WINNIPEG
Nov. 29	L	3-6	CHICAGO	Mar. 2	W	5-4	NY RANGERS
Dec. 1	L	1-3	Philadelphia	Mar. 3	L	3-7	NY Rangers
Dec. 2	L	1-9	Washington	Mar. 5	L	0-6	Los Angeles
Dec. 5	W	7-4	ST LOUIS	Mar. 7	L	1-5	St. Louis
Dec. 7	W	4-3*	NY Rangers	Mar. 9	W	6-5*	PHILADELPHIA
Dec. 8	W	6-4	CALGARY	Mar. 10	L	4-11	Philadelphia
Dec. 12	W	4-3	NY ISLANDERS	Mar. 13	L	3-7	BOSTON
Dec. 15	W	5-2	Toronto	Mar. 16	W	5-0	NY RANGERS
Dec. 19	L	2-3	NEW JERSEY	Mar. 17	L	3-4	Hartford
Dec. 21	W	4-2	PHILADELPHIA	Mar. 19	L	3-5	PHILADELPHIA
Dec. 22	L	2-5	NY Islanders	Mar. 22	L	1-3	Buffalo
Dec. 26	W	6-5	NY ISLANDERS	Mar. 24	L	3-7	Washington
Dec. 28	W	4-0	HARTFORD	Mar. 26	L	4-5	NY Rangers
Dec. 29	L	2-10	Quebec	Mar. 27	W	4-3	NEW JERSEY
Dec. 31	T	4-4*	Detroit	Mar. 30	L	4-6	New Jersey
Jan. 2	W	2-1	Toronto	Mar. 31	L	2-4	MONTREAL
Jan. 4	L	2-7	Buffalo	Apr. 2	L	3-4	NY Islanders
Jan. 5	L	3-8	QUEBEC	Apr. 3	L	2-3	DETROIT
Jan. 9	W	7-4	VANCOUVER	Apr. 6	L	4-7	WASHINGTON
Jan. 12	W	4-3	EDMONTON	Apr. 7	L	3-7	Washington

* overtime

1985-86 PENGUINS REVIEW

SEASON HIGHLIGHTS

- Mario Lemieux gets his first career hat trick on Dec. 31 at St. Louis with four goals.
- Lemieux has points in 28 consecutive games from Jan. 11 through Mar. 15, scoring 59 points (21+38) in that span.
- Penguins tie Russian Dynamo, 3-3, on Jan. 4 at the Civic Arena before a sellout crowd.
- On Feb. 15 vs. Vancouver, Lemieux records his 100th point to become the first Penguins player to record consecutive 100 point seasons.

- Lemieux's 93 assists and 141 points are club records.
- Lemieux is awarded the Lester B. Pearson Award on May 26, presented by the Players' Association to the Outstanding Player in the NHL.

MAJOR TRADES

- Sept. 11, 1985 - Obtained Gilles Meloche from Edmonton for Tim Hryniewicz and Marty McSorley.
- Oct. 4, 1985 - Obtained Randy Cunneynorth and Mike Moller from Buffalo for Pat Hughes.
- Oct. 20, 1985 - Obtained future considerations from Quebec for Wayne Babych.
- Mar. 11, 1986 - Obtained Ron Duguay from Detroit for Doug Shedden.

FINAL STATISTICS

PLAYERS	SCORING				
	GP	G	A	PTS	PIM
Mario Lemieux	79	48	93	141	43
Mike Bullard	77	41	42	83	69
Moë Mantha	78	15	52	67	102
Doug Shedden	67	32	34	66	32
Terry Ruskowski	72	26	37	63	162
Ron Duguay	80	25	36	61	32
Randy Cunneynorth	75	15	30	45	74
John Chabot	77	14	31	45	6
Doug Bodger	79	4	33	37	63
Dave Hannan	75	17	18	35	91
Willy Lindstrom	71	14	17	31	30
Mike Blaisdell	66	15	14	29	36
Norm Schmidt	66	15	14	29	57
Jim Johnson	80	3	26	29	115
Craig Simpson	76	11	17	28	49
Dan Frawley	89	10	11	21	174
Bob Errey	37	11	6	17	8
Ville Siren	60	4	8	12	32
Troy Loney	47	3	9	12	95
Rod Buskas	72	2	7	9	159
Jim McGeough	7	3	2	5	8
Chris Dahlquist	5	1	2	3	2
Tom O'Regan	9	1	2	3	2
Randy Hillier	28	0	3	3	53
Ted Nolan	18	1	1	2	34
Dwight Mathiasen	4	1	0	1	2
Todd Charlesworth	2	0	1	1	0
Gilles Meloche	34	0	1	1	2
Roberto Romano	46	0	1	1	4
Wayne Babych	2	0	0	0	0
Denis Herron	3	0	0	0	0
Joe McDonnell	3	0	0	0	2
Mike Rowe	3	0	0	0	4
Phil Bourque	4	0	0	0	2
Tom Roulston	5	0	0	0	2

GOALTENDING

PLAYERS (W-L-T)	GP	MP	GA	SO	GAA
Roberto Romano (21-20-3)	46	2683	159	2	3.56
Gilles Meloche (13-15-5)	34	1989	119	0	3.59
Denis Herron (0-3-0)	3	180	14	0	4.67
TOTALS (34-38-8)	80	4852	292	2	3.77

FINAL PATRICK DIVISION STANDINGS

TEAMS	GP	W	L	T	GF	GA	PTS
Philadelphia	80	53	23	4	335	241	110
Washington	80	50	23	7	315	272	107
NY Islanders	80	39	29	12	327	284	90
NY Rangers	80	36	38	6	280	276	78
Pittsburgh	80	34	38	8	313	305	76
New Jersey	80	28	49	3	301	374	59

GAME-BY-GAME RESULTS

DATE	W-L-T	SCORE	OPPONENT	DATE	W-L-T	SCORE	OPPONENT
Oct. 10	L	3-5	MONTREAL	Jan. 8	W	7-3	LOS ANGELES
Oct. 13	L	2-4	PHILADELPHIA	Jan. 9	L	0-9	NY Islanders
Oct. 15	W	3-2	MINNESOTA	Jan. 11	T	3-3*	BUFFALO
Oct. 20	T	5-5*	Chicago	Jan. 15	W	6-3	NY ISLANDERS
Oct. 19	L	3-4	Quebec	Jan. 18	W	5-2	St. Louis
Oct. 23	W	5-4	Toronto	Jan. 19	W	3-2	MINNESOTA
Oct. 24	W	6-4	TORONTO	Jan. 22	W	7-4	Edmonton
Oct. 26	T	4-4*	QUEBEC	Jan. 24	L	3-4	Vancouver
Oct. 29	L	3-4	HARTFORD	Jan. 25	L	2-5	Calgary
Oct. 30	L	3-6	Detroit	Jan. 26	T	2-2*	PHILADELPHIA
Nov. 2	T	4-4*	Montreal	Jan. 29	W	4-1	New Jersey
Nov. 4	L	2-4	NY RANGERS	Feb. 1	L	3-4	NY Islanders
Nov. 6	L	1-4	WASHINGTON	Feb. 2	L	2-3	Boston
Nov. 8	L	3-5	New Jersey	Feb. 8	W	4-0	NEW JERSEY
Nov. 9	W	3-1	CHICAGO	Feb. 12	W	8-1	WASHINGTON
Nov. 13	W	6-3	Vancouver	Feb. 15	W	9-4	VANCOUVER
Nov. 16	L	3-4*	Los Angeles	Feb. 16	T	5-5*	New Jersey
Nov. 19	L	3-4	Washington	Feb. 19	W	5-2	WINNIPEG
Nov. 24	L	1-3	WASHINGTON	Feb. 21	W	7-3	Detroit
Nov. 22	W	8-1	WINNIPEG	Feb. 22	L	3-5	ST LOUIS
Nov. 24	L	4-7	Philadelphia	Feb. 24	W	6-5*	ST LOUIS
Nov. 27	W	7-1	TORONTO	Feb. 26	W	5-2	BUFFALO
Nov. 30	W	5-4	NY RANGERS	Feb. 27	L	3-6	NY Rangers
Dec. 2	W	6-0	NY Rangers	Mar. 1	L	5-1	HARTFORD
Dec. 4	W	5-2	DETROIT	Mar. 4	L	3-6	Calgary
Dec. 6	W	3-1	Buffalo	Mar. 7	L	3-5	Edmonton
Dec. 7	L	1-5	NEW JERSEY	Mar. 9	L	3-5	Winnipeg
Dec. 10	L	4-7	NY Islanders	Mar. 11	W	5-3	Washington
Dec. 11	T	4-4*	NY ISLANDERS	Mar. 12	L	2-5	BOSTON
Dec. 14	L	4-5	Hartford	Mar. 15	T	2-2*	NY RANGERS
Dec. 15	W	5-2	NY Rangers	Mar. 17	L	3-5	WASHINGTON
Dec. 17	W	4-3	CALGARY	Mar. 19	W	7-3	New Jersey
Dec. 19	W	4-3*	Minnesota	Mar. 20	L	1-5	Philadelphia
Dec. 21	L	2-4	PHILADELPHIA	Mar. 22	W	7-4	Quebec
Dec. 22	L	2-3*	Philadelphia	Mar. 26	L	3-9	EDMONTON
Dec. 26	W	4-3	BOSTON	Mar. 29	L	3-4	Montreal
Dec. 28	L	2-4	NY ISLANDERS	Apr. 1	L	2-5	Washington
Dec. 31	W	8-4	St. Louis	Apr. 1	L	2-7	NY ISLANDERS
Jan. 1	L	4-7	Chicago	Apr. 5	L	3-4*	PHILADELPHIA
Jan. 6	W	4-3	NEW JERSEY	Apr. 6	W	5-4*	NY Rangers

* overtime

1986-87 PENGUINS REVIEW

SEASON HIGHLIGHTS

- Penguins open their 20th Anniversary Season on Oct. 9 with a 5-4 win over Washington at the Civic Arena.
- Penguins defeat Buffalo, 5-4, in OT on Oct. 22 to extend their club record start-of-the-season winning streak to seven games.
- Penguins record 12 hat tricks during the season, a club record, including six by Mario Lemieux.
- Lemieux scores 107 points (54+53), topping the century mark for the third consecutive season.
- Head coach Bob Berry and assistant Jim Roberts are relieved of coaching duties on Apr. 13.

FINAL STATISTICS

SCORING

PLAYERS	GP	G	A	PTS	PIM
Mario Lemieux	63	54	53	107	57
Dan Quinn	80	31	49	80	54
Randy Cunneynworth	79	26	27	53	142
Craig Simpson	72	26	25	51	57
Terry Ruskowski	70	14	37	51	147
Doug Bodger	76	11	38	49	52
Moe Mantha	62	9	31	40	44
John Chabot	72	14	22	36	8
Bob Errey	72	16	18	34	46
Jim Johnson	80	5	25	30	116
Dan Frawley	78	14	14	28	218
Kevin LaVallee	33	8	20	28	4
Dave Hannan	58	10	15	25	56
Willy Lindstrom	60	10	13	23	6
Ville Siren	69	5	18	23	50
Warren Young	50	8	13	21	103
Ron Duguay	40	5	13	18	30
Rod Buskas	68	3	15	18	123
Chris Kontos	31	8	9	17	6
Troy Loney	23	8	7	15	22
Randy Hillier	55	4	8	12	97
Mike Bullard	14	2	10	12	17
Dwight Schofield	25	1	6	7	59
Norm Schmidt	20	1	5	6	4
Phil Bourque	22	2	3	5	32
Jim McGeough	11	1	4	5	8
Mitch Wilson	17	2	1	3	83
Lee Giffin	8	1	1	2	0
Mike Blaisdell	10	1	1	2	2
Neil Belland	3	0	1	1	0
Dwight Mathiasen	6	0	1	1	2
Chris Dahlquist	19	0	1	1	22
Pat Riggan	27	0	1	1	2
Gilles Meloche	43	0	1	1	20
Todd Charlesworth	1	0	0	0	0
Alain Lemieux	1	0	0	0	0
Steve Guenette	2	0	0	0	0
Mike Rowe	2	0	0	0	0
Carl Mokosak	3	0	0	0	4
Roberto Romano	25	0	0	0	0
Bench					16

GOALTENDING

PLAYERS (W-L-T)	GP	MP	GA	SO	GAA
Pat Riggan (8-6-3)	17	989	55	0	3.34
Gilles Meloche (13-19-7)	43	2342	134	0	3.41
Rob. Romano (9-11-2)	25	1438	87	0	3.63
Steve Guenette (0-2-0)	2	113	8	0	4.25
TOTALS (30-38-12)	80	4882	284	1	3.56

MAJOR TRADES

- Nov. 12, 1986 - Obtained Dan Quinn from Calgary for Mike Bullard.
- Jan. 21, 1987 - Obtained Chris Kontos from New York Rangers for Ron Duguay.
- Feb. 6, 1987 - Obtained Pat Riggan from Boston for Roberto Romano.

FINAL PATRICK DIVISION STANDINGS

TEAMS	GP	W	L	T	GF	GA	PTS
Philadelphia	80	46	26	8	310	245	100
Washington	80	38	32	10	285	278	86
NY Islanders	80	35	33	12	279	281	82
NY Rangers	80	34	38	8	307	323	76
Pittsburgh	80	30	38	12	297	290	72
New Jersey	80	29	45	6	293	368	64

GAME-BY-GAME RESULTS

DATE	W-L-T	SCORE	OPPONENT	DATE	W-L-T	SCORE	OPPONENT
Oct. 9	W	5-4	WASHINGTON	Jan. 9	L	2-3	WASHINGTON
Oct. 11	W	6-5*	NY RANGERS	Jan. 13	T	3-3*	NY ISLANDERS
Oct. 12	W	4-1	Chicago	Jan. 14	L	3-4	WINNIPEG
Oct. 14	W	4-3*	LOS ANGELES	Jan. 17	L	2-4	Boston
Oct. 17	W	7-3	Buffalo	Jan. 18	L	0-1	DETROIT
Oct. 18	W	8-4	NEW JERSEY	Jan. 21	L	5-10	Los Angeles
Oct. 22	W	5-4*	BUFFALO	Jan. 23	W	6-0	Vancouver
Oct. 23	L	3-5	Philadelphia	Jan. 24	L	2-4	Edmonton
Oct. 25	W	4-2	PHILADELPHIA	Jan. 27	W	7-5	WASHINGTON
Oct. 28	L	2-5	Hartford	Jan. 29	L	3-5	Philadelphia
Oct. 29	L	6-8	NEW JERSEY	Feb. 1	L	6-8	HARTFORD
Nov. 1	T	3-3*	St. Louis	Feb. 5	L	5-6	Boston
Nov. 4	T	2-2*	VANCOUVER	Feb. 7	W	4-1	CHICAGO
Nov. 6	W	4-2	Minnesota	Feb. 8	W	2-1*	New Jersey
Nov. 9	L	1-2	Detroit	Feb. 14	T	3-3*	VANCOUVER
Nov. 12	W	2-1	BOSTON	Feb. 15	L	1-4	NY RANGERS
Nov. 14	L	4-5	New Jersey	Feb. 17	L	1-3	CALGARY
Nov. 15	W	5-2	QUEBEC	Feb. 19	T	4-4*	Philadelphia
Nov. 19	L	1-3	Winnipeg	Feb. 21	L	5-6	NEW JERSEY
Nov. 20	W	5-2	Calgary	Feb. 22	W	4-2	NY RANGERS
Nov. 22	W	5-4	Washington	Feb. 24	W	5-2	EDMONTON
Nov. 25	L	1-5	NY Islanders	Feb. 26	L	4-5	NY Islanders
Nov. 26	L	2-3	NY ISLANDERS	Feb. 28	L	1-2	CHICAGO
Nov. 29	T	5-5*	NY RANGERS	Mar. 1	T	5-5*	ST. LOUIS
Nov. 30	T	2-2*	NY Rangers	Mar. 3	W	8-1	Quebec
Dec. 5	L	2-4	EDMONTON	Mar. 5	L	2-7	Toronto
Dec. 6	W	5-2	MINNESOTA	Mar. 7	W	7-3	Minnesota
Dec. 10	L	4-6	CALGARY	Mar. 8	W	5-3	Winnipeg
Dec. 12	W	8-3	TORONTO	Mar. 10	L	3-6	NY ISLANDERS
Dec. 13	L	2-3*	Toronto	Mar. 12	W	6-3	QUEBEC
Dec. 17	L	0-3	Los Angeles	Mar. 14	L	2-3*	NY RANGERS
Dec. 20	L	4-6	PHILADELPHIA	Mar. 18	W	5-4	ST. LOUIS
Dec. 22	T	4-4*	Montreal	Mar. 20	L	3-4	Washington
Dec. 23	L	3-4*	NY Islanders	Mar. 22	L	1-3	Philadelphia
Dec. 26	T	3-3*	Buffalo	Mar. 24	T	3-3*	PHILADELPHIA
Dec. 27	T	3-3*	NY ISLANDERS	Mar. 28	L	4-5	Hartford
Dec. 30	L	3-5	NY RANGERS	Mar. 29	L	1-4	MONTREAL
Jan. 1	L	3-4*	Washington	Mar. 31	L	3-5	New Jersey
Jan. 3	W	6-3	MONTREAL	Apr. 2	W	6-2	NEW JERSEY
Jan. 7	W	5-2	WASHINGTON	Apr. 4	W	4-3*	DETROIT

* overtime

1987-88 PENGUINS REVIEW

SEASON HIGHLIGHTS

- Pierre Creamer is named head coach on June 4.
- Mario Lemieux is named MVP in the NHL All-Star Game in St. Louis after scoring three goals, including the game-winner in OT, and three assists.
- Lemieux sets Penguins season records in goals (70), assists (98), points (168) and power play goals (22).
- Lemieux wins the Art Ross Trophy for scoring and the Hart Memorial Trophy for Most Valuable Player, thus becoming the first Penguin to be so honored.
- Tony Esposito is hired as vice president and general manager on Apr. 14.
- Pierre Creamer is relieved of his coaching duties on June 14.

FINAL STATISTICS

PLAYERS	SCORING				
	GP	G	A	PTS	PIM
Mario Lemieux	77	70	98	168	92
Dan Quinn	70	40	39	79	50
Randy Cunneynworth	71	35	39	74	141
Paul Coffey	46	15	52	67	93
Doug Bodger	69	14	31	45	103
Rob Brown	51	24	20	44	56
Dave Hunter	80	14	21	35	83
Charlie Simmer	50	11	17	28	24
Jock Callander	41	11	16	27	45
Craig Simpson	21	13	13	26	34
Bryan Erickson	53	7	19	26	20
Ville Siren	58	1	20	21	62
Dave McLlwain	66	11	8	19	40
Troy Loney	65	5	13	18	151
Phil Bourque	21	4	12	16	20
Dan Frawley	47	6	8	14	152
Randy Hillier	55	1	12	13	144
Jim Johnson	55	1	12	13	87
Rod Buskas	76	4	8	12	206
Steve Gotaas	36	5	8	11	45
Zarley Zalapski	15	3	6	11	7
Moe Mantha	21	2	8	10	23
Bob Errey	17	3	6	9	18
Chris Dahlquist	44	3	6	9	69
Mark Kachowski	38	5	3	8	126
Perry Ganchar	31	3	5	8	36
Wilf Paierment	23	2	6	8	39
Chris Kontos	38	1	7	8	12
Kevin Stevens	16	5	2	7	8
Dave Hannan	21	4	3	7	23
Dwight Mathiasen	23	0	6	6	14
Wayne Van Dorp	25	1	3	4	75
Chris Joseph	17	0	4	4	12
Norm Schmidt	5	1	2	3	0
Todd Charlesworth	6	2	0	2	2
Brad Aitken	5	1	1	2	0
Lee Giffin	19	0	2	2	9
Frank Pietrangelo	21	0	2	2	2
Scott Gruhl	6	1	0	1	0
Pat Mayer	1	0	0	0	4
Dave Goertz	2	0	0	0	15
Warren Young	7	0	0	0	53
Jimmy Mann	9	0	0	0	2
Steve Guenette	19	0	0	0	12
Pat Riggan	22	0	0	0	2
Gilles Meloche	27	0	0	0	0

GOALTENDING

PLAYERS (W-L-T)	GP	MP	GA	SO	GAA
Steve Guenette (12-7-0)	19	1092	61	1	3.35
Pat Riggan (7-8-4)	22	1169	76	0	3.90
Frank Pietrangelo (9-11-0)	21	1207	80	1	3.98
Gilles Meloche (8-9-5)	27	1394	95	0	4.09
TOTALS (36-35-9)	80	4862	316	2	3.90

MAJOR TRADES

- Nov. 24, 1987 - Obtained Paul Coffey, Dave Hunter and Wayne Van Dorp from Edmonton for Craig Simpson, Moe Mantha, Dave Hannan and Chris Joseph.
- Feb. 4, 1988 - Obtained Bryan Erickson from Los Angeles for Chris Kontos.

FINAL PATRICK DIVISION STANDINGS

TEAMS	GP	W	L	GF	GA	PTS	
NY Islanders	80	39	31	10	308	267	88
Washington	80	38	33	9	281	249	85
Philadelphia	80	38	33	9	292	292	85
New Jersey	80	38	36	6	295	296	82
NY Rangers	80	36	34	10	300	283	82
Pittsburgh	80	36	35	9	319	316	81

GAME-BY-GAME RESULTS

DATE	W-L-T	SCORE	OPPONENT	DATE	W-L-T	SCORE	OPPONENT
Oct. 8	T	4-4*	NY Rangers	Jan. 7	L	2-3	BOSTON
Oct. 9	L	3-6	New Jersey	Jan. 9	L	4-5*	Hartford
Oct. 13	W	8-3	BUFFALO	Jan. 10	L	5-7	Detroit
Oct. 15	T	6-6*	NY RANGERS	Jan. 12	L	5-5	NYISLANDERS
Oct. 17	L	2-3	Montreal	Jan. 15	L	4-5	PHILADELPHIA
Oct. 18	L	2-3	Philadelphia	Jan. 16	W	4-3	Toronto
Oct. 21	L	4-5	NEW JERSEY	Jan. 19	W	6-4	NY Islanders
Oct. 23	L	2-5	Detroit	Jan. 20	W	8-3	Chicago
Oct. 24	W	5-3	BUFFALO	Jan. 23	W	4-3*	Montreal
Oct. 27	T	4-4*	LOS ANGELES	Jan. 25	L	4-6	EDMONTON
Oct. 29	L	0-4	TORONTO	Jan. 27	L	1-4	WINNIPEG
Oct. 31	W	5-4*	Quebec	Jan. 28	L	3-6	New Jersey
Nov. 3	W	5-1	PHILADELPHIA	Jan. 30	W	4-2	CHICAGO
Nov. 5	W	4-2	NY Islanders	Feb. 2	W	3-2*	WASHINGTON
Nov. 7	L	1-4	Boston	Feb. 4	W	1-0	MINNESOTA
Nov. 11	W	3-2	WASHINGTON	Feb. 6	W	5-4	HARTFORD
Nov. 12	L	2-5	Philadelphia	Feb. 7	L	3-6	NY Rangers
Nov. 14	W	3-2*	NY RANGERS	Feb. 13	W	7-5	Los Angeles
Nov. 17	L	4-6	Vancouver	Feb. 17	L	0-5	Vancouver
Nov. 20	L	1-4	Edmonton	Feb. 19	L	3-7	Edmonton
Nov. 21	T	4-4*	Calgary	Feb. 21	L	4-5	ST. LOUIS
Nov. 25	W	6-4	QUEBEC	Feb. 23	L	3-4*	WINNIPEG
Nov. 27	W	4-2	Washington	Feb. 25	L	1-2	NY Rangers
Nov. 28	T	5-5	WASHINGTON	Feb. 28	L	5-7	Chicago
Dec. 2	L	1-7	NY ISLANDERS	Mar. 1	W	8-3	MINNESOTA
Dec. 5	W	6-3	VANCOUVER	Mar. 5	W	8-3	NYISLANDERS
Dec. 9	W	5-2	CALGARY	Mar. 7	W	5-4	Calgary
Dec. 11	W	6-4	NY ISLANDERS	Mar. 10	L	4-6	ST. LOUIS
Dec. 12	L	2-5	St. Louis	Mar. 12	L	3-6	Minnesota
Dec. 15	L	2-5	PHILADELPHIA	Mar. 13	W	5-4	Winnipeg
Dec. 17	W	7-4	New Jersey	Mar. 16	W	5-2	TORONTO
Dec. 19	W	4-3	NY RANGERS	Mar. 19	W	7-0	PHILADELPHIA
Dec. 20	W	8-4	NY Rangers	Mar. 20	W	2-4	Philadelphia
Dec. 23	L	2-3*	NEW JERSEY	Mar. 23	W	7-1	WASHINGTON
Dec. 26	W	6-3	DETROIT	Mar. 25	W	5-2	MONTREAL
Dec. 27	T	3-3*	Buffalo	Mar. 27	W	6-3	Quebec
Dec. 29	T	4-4*	BOSTON	Mar. 29	L	0-4	New Jersey
Jan. 1	L	3-5	Washington	Mar. 31	L	2-7	NEW JERSEY
Jan. 2	L	2-3	NY Islanders	Apr. 2	W	7-6*	Washington
Jan. 5	T	4-4*	LOS ANGELES	Apr. 3	W	4-2	HARTFORD

*overtime

1988-89 PENGUINS REVIEW

SEASON HIGHLIGHTS

- Gene Ubriaco is named 11th Penguins head coach on June 28.
- Mario Lemieux sets a club record with five goals vs. New Jersey on Dec. 31, scoring each type of goal possible with an even strength, power play, short-handed, penalty shot and empty net goal.
- For the first time in Penguins history, three players (Lemieux 199, Rob Brown 115 and Paul Coffey 113) record 100 point seasons.
- Lemieux sets Penguins records for goals (85), assists (114), points (199), power play goals (31), short-handed goals (13) and hat tricks (9)
- Penguins set an NHL record with 119 power play goals.
- Penguins return to the playoffs after a seven-year absence, sweeping the New York Rangers before losing to Philadelphia in seven games.
- Lemieux ties two NHL playoff records with five goals and eight points in one playoff game vs. Philadelphia in a 10-7 Penguins win.
- Coffey and Lemieux are named NHL First Team All-Stars.
- Lemieux wins his second consecutive Art Ross Trophy.

MAJOR TRADES

- Sept. 1, 1988 - Obtained Wendell Young and a seventh round choice in the 1990 Entry Draft from Philadelphia for a third round choice in the 1990 Entry Draft.
- Nov. 12, 1988 - Obtained Tom Barrasso and a third round choice in the 1990 Entry Draft from Buffalo for Doug Bodger and Darrin Shannon.
- Dec. 17, 1988 - Obtained Gord Dineen and Scott Bjugstad from Minnesota for Ville Siren and Steve Gotaas.

FINAL STATISTICS

SCORING

PLAYERS	GP	G	A	PTS	PIM
Mario Lemieux	76	85	114	199	100
Rob Brown	68	49	66	115	118
Paul Coffey	75	30	83	113	193
Dan Quinn	79	34	60	94	102
Bob Errey	76	26	32	58	124
John Cullen	79	12	37	49	112
Zarley Zalapski	58	12	33	45	57
Randy Cunneynworth	70	25	19	44	156
Phil Bourque	80	17	26	43	97
Dave Hannan	72	10	20	30	157
Randy Hillier	68	1	23	24	141
Troy Loney	69	10	6	16	165
Jim Johnson	76	2	14	16	163
Kevin Stevens	24	12	3	15	19
Jock Callander	30	6	5	11	20
Tom Barrasso	54	0	8	8	70
Dan Frawley	46	3	4	7	66
Steve Dykstra	65	1	6	7	126
Chris Dahlquist	43	1	5	6	42
Rod Buskas	52	1	5	6	105
Doug Bodger	10	1	4	5	7
Jay Caufield	58	1	4	5	285
Gord Dineen	40	1	3	4	44
Scott Bjugstad	24	3	0	3	4
Dave McLlwain	24	1	2	3	4
Mark Kachowski	12	1	1	2	43
Mark Recchi	15	1	1	2	0
Wendell Young	22	0	2	2	4
Ville Siren	12	1	0	1	14
Steve Guenette	11	0	1	1	0
Rich Tabaracci	1	0	0	0	2
Perry Ganchar	3	0	0	0	0
Frank Pietrangelo	15	0	0	0	2
Richard Zemlak	34	0	0	0	148
Bench					16

GOALTENDING

PLAYERS (W-L-T)	GP	MP	GA	SO	GAA
Frank Pietrangelo (5-3-0)	15	669	45	0	4.04
Tom Barrasso (18-15-7)	44	2406	162	0	4.04
Steve Guenette (5-6-0)	11	574	41	0	4.29
Wendell Young (12-9-0)	22	1150	92	0	4.80
Rick Tabaracci (0-0-0)	1	33	4	0	7.27
TOTALS (40-33-7)	80	4844	349	0	4.32

FINAL PATRICK DIVISION STANDINGS

TEAMS	GP	W	L	T	GF	GA	PTS
Washington	80	41	29	10	305	259	92
Pittsburgh	80	40	33	7	347	349	87
NY Rangers	80	37	35	8	310	307	82
Philadelphia	80	36	36	8	307	285	80
New Jersey	80	27	41	12	281	325	66
NY Islanders	80	28	47	5	265	325	61

GAME-BY-GAME RESULTS

DATE	W-L-T	SCORE	OPPONENT	DATE	W-L-T	SCORE	OPPONENT
Oct. 7	W	6-4	Washington	Jan. 10	W	5-3	NY ISLANDERS
Oct. 11	W	8-7	WASHINGTON	Jan. 12	W	9-2	Minnesota
Oct. 12	L	5-8	Buffalo	Jan. 14	T	4-4	NY RANGERS
Oct. 15	W	9-2	ST LOUIS	Jan. 15	L	4-4	NY Rangers
Oct. 16	W	4-2	PHILADELPHIA	Jan. 17	L	2-5	NY Islanders
Oct. 21	L	4-6	New Jersey	Jan. 20	L	3-7	Winnipeg
Oct. 22	W	7-4	CHICAGO	Jan. 21	W	7-4	Edmonton
Oct. 25	W	6-1	CALGARY	Jan. 25	W	5-4	WINNIPEG
Oct. 27	L	3-4	St. Louis	Jan. 28	W	10-5	DETROIT
Oct. 29	W	5-4	Montreal	Jan. 31	L	2-5	MONTREAL
Oct. 30	L	2-9	NY Rangers	Feb. 2	W	5-3	Philadelphia
Nov. 1	W	5-3	VANCOUVER	Feb. 3	T	3-3*	ST LOUIS
Nov. 3	L	2-6	QUEBEC	Feb. 5	W	5-2	Boston
Nov. 6	L	4-5	Philadelphia	Feb. 9	W	5-2	QUEBEC
Nov. 8	L	3-7	EDMONTON	Feb. 11	L	1-8	Quebec
Nov. 10	W	5-1	TORONTO	Feb. 12L	2-4	CALGARY	
Nov. 12	L	2-7	Los Angeles	Feb. 14	W	7-3	BUFFALO
Nov. 13	W	4-2	Vancouver	Feb. 17L	1-5	Buffalo	
Nov. 16	L	5-6	Toronto	Feb. 18	L	3-5	NY RANGERS
Nov. 18	L	3-6	NY Islanders	Feb. 21	L	1-2	MINNESOTA
Nov. 23	W	8-2	NY RANGERS	Feb. 23	T	6-6*	Detroit
Nov. 25	W	5-3	Washington	Feb. 25	T	5-5*	NY Islanders
Nov. 26	W	4-3	PHILADELPHIA	Feb. 26	L	6-8	Hartford
Nov. 30	W	6-4	WASHINGTON	Mar. 1	W	4-1	NEW JERSEY
Dec. 1	W	4-2	NY ISLANDERS	Mar. 3	L	2-4	Washington
Dec. 4	T	3-3*	Boston	Mar. 5	L	2-4	EDMONTON
Dec. 6	L	7-6	CHICAGO	Mar. 7	L	2-3*	Los Angeles
Dec. 8	L	3-4	Philadelphia	Mar. 9	L	3-10	Calgary
Dec. 10	T	4-4	NEW JERSEY	Mar. 10	W	5-1	Winnipeg
Dec. 14	W	5-4	LOS ANGELES	Mar. 12	W	6-5	Chicago
Dec. 15	W	6-2	NY Islanders	Mar. 14	L	2-8	BOSTON
Dec. 17	W	3-2	DETROIT	Mar. 16	W	2-1	New Jersey
Dec. 20	W	5-3	NY ISLANDERS	Mar. 18	L	2-7	MONTREAL
Dec. 21	W	6-1	Toronto	Mar. 20	L	2-7	Minnesota
Dec. 23	T	2-2*	New Jersey	Mar. 22	L	4-5	WASHINGTON
Dec. 26	W	4-3*	Hartford	Mar. 25	W	4-4	NEW JERSEY
Dec. 29	L	2-3	PHILADELPHIA	Mar. 28	W	6-4	NY Rangers
Dec. 31	W	8-6	NEW JERSEY	Mar. 30	L	5-9	HARTFORD
Jan. 2	L	0-8	Washington	Apr. 1	W	5-2	NY RANGERS
Jan. 7	L	5-7	VANCOUVER	Apr. 2	W	6-5*	Philadelphia

1989-90 PENGUINS REVIEW

SEASON HIGHLIGHTS

- Wendell Young records the first Penguins shutout in two seasons with a 6-0 blanking of the New York Rangers on Nov. 14.
- Craig Patrick is named general manager and head coach on Dec. 5, replacing Tony Esposito and Gene Ubriaco.
- Pittsburgh's Civic Arena plays host to the NHL All-Star Game for the first time on Jan. 21 and Penguins center Mario Lemieux scores four goals on his way to his third All-Star MVP Award.
- Buffalo beats the Penguins in the final game of the regular season to knock the Penguins out of the playoffs.
- Mario Lemieux records a 46-game scoring streak (39-64-103), second longest in NHL history, from Oct. 31 through Feb. 11. The streak is halted when Lemieux leaves the Penguins-Rangers game on Feb. 11 with a back injury.
- Penguins record seven home wins in a row from Feb. 8 through Mar. 17.
- Penguins draft Czechoslovakian right wing Jaromir Jagr with the fifth pick in the first round of the 1990 Entry Draft.

MAJOR TRADES

- June 17, 1989 - Obtained Randy Gilhen, Andrew McBain and Jim Kyte from Winnipeg for Randy Cunneyworth, Rich Tabaracci and Dave McLain.
- Jan. 8, 1990 - Obtained Rod Buskas, Tony Tanti and Barry Pederson from Vancouver for Dan Quinn, Andrew McBain and Dave Capuano.

FINAL STATISTICS SCORING

PLAYERS	GP	G	A	PTS	PIM
Mario Lemieux	59	45	78	123	78
Paul Coffey	80	29	74	103	95
John Cullen	72	32	60	92	138
Rob Brown	80	33	47	80	102
Kevin Stevens	76	29	41	70	171
Mark Recchi	74	30	37	67	44
Tony Tanti	78	28	36	64	72
Phil Bourque	76	22	17	39	108
Bob Errey	78	20	19	39	109
Zarley Zalapski	51	6	25	31	37
Barry Pederson	54	6	25	31	39
Dan Quinn	41	9	20	29	22
Troy Loney	67	11	16	27	168
Randy Gilhen	61	5	11	16	54
Jim Johnson	75	3	13	16	154
Randy Hillier	61	3	12	15	71
Andrew McBain	41	5	9	14	51
Chris Dahlquist	62	4	10	14	56
Jock Callander	30	4	7	11	49
Gilbert Delorme	54	3	7	10	44
Doug Smith	40	4	5	9	97
Gord Dineen	69	1	8	9	125
Richard Zemlak	19	1	5	6	43
Jim Kyte	56	3	1	4	125
Wendell Young	43	0	4	4	8
Jay Caufield	37	1	2	3	123
Jamie Leach	10	0	3	3	0
Rod Buskas	23	0	3	3	49
Alain Chevrier	42	0	3	3	8
Mark Kachowski	14	0	1	1	40
Dave Capuano	6	0	0	0	2
Frank Pietrangolo	21	0	0	0	2
Tom Barrasso	24	0	0	0	8
Bench					14

GOALTENDING

PLAYERS (W-L-T)	GP	MP	GA	SO	GAA
Wendell Young (16-20-3)	43	2318	161	1	4.17
Frank Pietrangolo (8-6-2)	21	1066	77	0	4.33
Tom Barrasso (7-12-3)	24	1294	12	0	4.68
Alain Chevrier (1-2-0)	3	166	14	0	5.06
TOTALS (32-40-8)	80	4856	359	0	4.44

FINAL PATRICK DIVISION STANDINGS

TEAMS	GP	W	L	T	GF	GA	PTS
NY Rangers	80	36	31	13	279	267	85
New Jersey	80	37	34	9	295	288	83
Washington	80	36	38	6	284	275	78
NY Islanders	80	31	38	11	281	288	73
Pittsburgh	80	32	40	8	318	359	72
Philadelphia	80	30	39	11	290	297	71

GAME-BY-GAME RESULTS

DATE	W-L-T	SCORE	OPPONENT	DATE	W-L-T	SCORE	OPPONENT
Oct. 5	L	4-5	Boston	Jan. 6	W	5-3	WINNIPEG
Oct. 7	T	4-4*	New Jersey	Jan. 8	W	7-5	NYRANGERS
Oct. 10	W	5-1	WINNIPEG	Jan. 10	L	3-6	New Jersey
Oct. 14	W	2-1*	MONTRÉAL	Jan. 12	W	6-4	Washington
Oct. 15	L	2-4	NY RANGERS	Jan. 16	W	4-3	PHILADELPHIA
Oct. 17	W	7-5	TORONTO	Jan. 18	T	3-3*	NYRANGERS
Oct. 18	L	3-9	ST. LOUIS	Jan. 23	L	2-4	NEW JERSEY
Oct. 21	L	2-4	BUFFALO	Jan. 25	W	5-3	Detroit
Oct. 25	L	6-8	TORONTO	Jan. 27	L	9-9	NY Islanders
Oct. 26	T	3-3*	Detroit	Jan. 26	L	2-7	Buffalo
Oct. 28	L	1-5	Montreal	Jan. 30	L	3-6	PHILADELPHIA
Oct. 31	L	4-8	LOS ANGELES	Feb. 2	W	6-3	EDMONTON
Nov. 2	W	5-2	NY ISLANDERS	Feb. 3	L	4-8	Toronto
Nov. 4	W	3-1	Edmonton	Feb. 6	L	7-8*	NY ISLANDERS
Nov. 5	L	3-5	Vancouver	Feb. 8	W	7-5	WASHINGTON
Nov. 9	L	3-4	Chicago	Feb. 10	W	7-6	LOS ANGELES
Nov. 11	L	3-8	St. Louis	Feb. 11	W	4-1	Philadelphia
Nov. 14	W	6-0	NY RANGERS	Feb. 14	W	4-3*	NY Rangers
Nov. 16	W	8-2	QUEBEC	Feb. 16	T	3-3*	Winnipeg
Nov. 18	W	5-3	NY ISLANDERS	Feb. 18	L	4-6	Chicago
Nov. 22	L	3-6	NEW JERSEY	Feb. 20	W	6-4	PHILADELPHIA
Nov. 24	W	7-4	Washington	Feb. 22	W	4-3*	NY ISLANDERS
Nov. 25	L	1-4	WASHINGTON	Feb. 24	L	1-11	Montreal
Nov. 28	L	3-6	PHILADELPHIA	Feb. 26	L	2-3	Quebec
Nov. 30	L	1-4	Philadelphia	Feb. 26	W	2-1	NEW JERSEY
Dec. 2	W	7-4	Quebec	Mar. 2	W	5-6	New Jersey
Dec. 6	W	5-3	WASHINGTON	Mar. 4	W	8-6	MINNESOTA
Dec. 8	W	3-2	New Jersey	Mar. 6	L	3-4*	Edmonton
Dec. 9	L	4-6	CHICAGO	Mar. 7	L	3-6	Calgary
Dec. 12	W	7-5	BOSTON	Mar. 10	L	2-8	Los Angeles
Dec. 14	T	4-4*	Minnesota	Mar. 11	L	3-5	Vancouver
Dec. 16	L	3-4	Calgary	Mar. 15	W	6-1	DETROIT
Dec. 19	L	4-8	HARTFORD	Mar. 17	L	2-6	MINNESOTA
Dec. 21	W	5-2	WASHINGTON	Mar. 18	T	2-2*	NY Islanders
Dec. 23	L	6-8	NY Islanders	Mar. 22	L	3-5	Philadelphia
Dec. 26	L	3-6	Washington	Mar. 24	T	3-3*	CALGARY
Dec. 27	W	7-4	NYRANGERS	Mar. 25	L	2-4	Hartford
Dec. 31	W	5-4	NYRANGERS	Mar. 27	T	3-3	HARTFORD
Jan. 2	L	2-5	BOSTON	Mar. 29	L	4-5	SLCous
Jan. 4	W	4-3	VANCOUVER	Mar. 31	L	2-3*	BUFFALO

* overtime

1990-91 PENGUINS REVIEW

SEASON HIGHLIGHTS

- Bob Johnson is hired as head coach and Scott Bowman is named director of player development and recruitment on June 12, 1990.
- Mario Lemieux returns to the Penguins lineup on Jan. 26 at Quebec after missing 50 games with a back injury.
- Penguins win their first-ever division title, capturing the Patrick Division crown with a 7-4 win at Detroit.
- Thanks to a 4-1 win vs. Washington at the Civic Arena, the Penguins win their first Patrick Division Playoff Championship.
- The Penguins earn the right to play for the Stanley Cup, beating the Boston Bruins, four games to two, to capture their first Wales Conference

Championship.

- With an 8-0 victory over Minnesota, the Penguins become Stanley Cup Champions, defeating the North Stars four games to two.
- Lemieux wins the Conn Smythe Trophy as playoff MVP.
- Jaromir Jagr is named to the NHL All-Rookie Team.

MAJOR TRADES

- June 16, 1990 - Obtained Joey Mullen from Calgary for a second round choice in the 1990 Entry Draft.
- Oct. 27, 1990 - Obtained Gord Roberts from St. Louis for future considerations.
- Dec. 11, 1990 - Obtained Larry Murphy and Peter Taglianetti from Minnesota for Jim Johnson and Chris Dahlquist.
- Dec. 13, 1990 - Obtained Jiri Hrdina from Calgary for Jim Kyte.
- Dec. 21, 1990 - Obtained Scott Young from Hartford for Rob Brown.
- Mar. 4, 1991 - Obtained Ron Francis, Ulf Samuelsson and Grant Jennings from Hartford for John Cullen, Zarley Zalapski and Jeff Parker.

FINAL STATISTICS

SCORING

PLAYERS	GP	G	A	PTS	PIM
Mark Recchi	78	40	73	113	48
John Cullen	65	31	63	94	83
Paul Coffey	76	24	69	93	128
Ron Francis	81	23	64	87	72
Kevin Stevens	80	40	46	86	133
Jaromir Jagr	80	27	30	57	42
Zarley Zalapski	66	12	36	48	59
Mario Lemieux	26	19	26	45	30
Larry Murphy	75	9	34	43	68
Bob Errey	79	20	22	42	115
Scott Young	77	17	25	42	41
Joe Mullen	47	17	22	39	6
Phil Bourque	78	20	14	34	106
Bryan Trottier	52	9	19	28	24
Ulf Samuelsson	76	4	22	26	211
Randy Gilhen	72	15	10	25	51
Jiri Hrdina	51	6	17	23	17
Paul Stanton	75	5	18	23	40
Tony Tanti	46	6	12	18	44
Troy Loney	44	7	9	16	85
Gord Roberts	64	3	13	16	78
Barry Pederson	46	6	8	14	21
Peter Taglianetti	55	3	9	12	107
Grant Jennings	57	2	7	9	108
Jim Johnson	24	0	5	5	23
Tom Barrasso	48	0	5	5	40
Randy Hillier	31	2	2	4	32
Chris Dahlquist	22	1	2	3	30
Peter Taglianetti	7	2	0	2	0
Jay Caufield	23	1	1	2	71
Jeff Daniels	11	0	2	2	2
Ken Priestlay	2	0	1	1	0
Wendell Young	18	0	1	1	0
Frank Pietrangolo	25	0	1	1	24
Jim Kyte	1	0	0	0	2
Jim Paek	3	0	0	0	9
Gord Dineen	9	0	0	0	8
Bench					6

GOALTEENDING

PLAYERS (W-L-T)	GP	MP	GA	SO	GAA
Tom Barrasso (27-16-3)	48	2754	165	1	3.59
Frank Pietrangolo (10-11-1)	25	1311	86	0	3.94
Wendell Young (4-6-2)	18	773	52	0	4.04
TOTALS (41-33-6)	80	4843	305	1	3.78

FINAL PATRICK DIVISION STANDINGS

TEAMS	GP	W	L	T	GF	GA	PTS
Pittsburgh	80	41	33	6	342	305	88
NY Rangers	80	36	31	13	297	265	85
Washington	80	37	36	7	258	258	81
New Jersey	80	32	33	15	272	264	79
Philadelphia	80	33	37	10	252	267	76
NY Islanders	80	25	45	10	223	290	60

GAME-BY-GAME RESULTS

DATE	W-L-T	SCORE	OPPONENT	DATE	W-L-T	SCORE	OPPONENT
Oct. 5	W	7-4	Washington	Dec. 29	L	3-6	Toronto
Oct. 7	W	7-4	NEW JERSEY	Dec. 31	W	4-3	ST. LOUIS
Oct. 9	L	3-4	St. Louis	Jan. 3	L	5-7	NY RANGERS
Oct. 11	L	1-4	Chicago	Jan. 5	W	5-2	NEW JERSEY
Oct. 13	W	6-4	NY Islanders	Jan. 6	L	3-6	Montreal
Oct. 16	L	1-5	PHILADELPHIA	Jan. 8	W	6-1	EDMONTON
Oct. 19	T	4-4	Buffalo	Jan. 10	W	5-1	PHILADELPHIA
Oct. 20	L	3-4	NY RANGERS	Jan. 15	L	4-5	Toronto
Oct. 23	L	4-5	MONTREAL	Jan. 17	W	6-5*	Boston
Oct. 25	W	6-3	QUEBEC	Jan. 22	W	5-3	NEW JERSEY
Oct. 27	L	5-7	New Jersey	Jan. 26	W	6-5	Quebec
Oct. 28	W	8-3	NY ISLANDERS	Jan. 29	W	3-2*	PHILADELPHIA
Oct. 30	W	6-2	Philadelphia	Jan. 31	L	2-4	PHILADELPHIA
Nov. 3	W	3-1	NY RANGERS	Feb. 2	W	5-2	BOSTON
Nov. 6	W	6-5	CALGARY	Feb. 3	L	3-6	Boston
Nov. 8	L	2-3	ST. LOUIS	Feb. 6	L	2-6	Winnipeg
Nov. 10	T	3-3*	Boston	Feb. 11	L	5-7	Edmonton
Nov. 13	W	4-1	Minnesota	Feb. 14	W	5-2	NY ISLANDERS
Nov. 14	W	6-4	Winnipeg	Feb. 16	L	3-4	NY Islanders
Nov. 17	L	1-2*	Los Angeles	Feb. 19	W	6-3	BUFFALO
Nov. 21	L	4-5	PHILADELPHIA	Feb. 21	W	11-4	TORONTO
Nov. 23	L	3-7	Washington	Feb. 22	L	2-5	New Jersey
Nov. 24	W	3-2*	WASHINGTON	Feb. 24	T	5-5	Washington
Nov. 27	L	3-7	EDMONTON	Feb. 26	L	2-8	Los Angeles
Nov. 29	L	4-6	HARTFORD	Feb. 27	L	3-4	Vancouver
Dec. 1	L	3-6	Minnesota	Mar. 1	W	4-1	Calgary
Dec. 3	W	9-4	NY Rangers	Mar. 5	W	4-1	VANCOUVER
Dec. 5	L	1-3	WASHINGTON	Mar. 7	W	3-2	LOS ANGELES
Dec. 7	T	2-2*	VANCOUVER	Mar. 9	W	5-2	Hartford
Dec. 8	L	1-3	Hartford	Mar. 10	W	4-3	NY Islanders
Dec. 11	L	1-4	CHICAGO	Mar. 12	T	4-4*	MONTREAL
Dec. 13	W	9-5	NEW JERSEY	Mar. 16	W	6-3	QUEBEC
Dec. 14	W	4-3	Buffalo	Mar. 17	W	4-2	NY Rangers
Dec. 16	W	4-1	DETROIT	Mar. 19	L	4-5	New Jersey
Dec. 18	W	9-2	WINNIPEG	Mar. 21	W	5-4*	NY RANGERS
Dec. 20	W	4-3	MINNESOTA	Mar. 23	L	5-7	CHICAGO
Dec. 22	W	4-3	NY Islanders	Mar. 26	W	3-1	PHILADELPHIA
Dec. 23	L	3-4*	NY ISLANDERS	Mar. 27	W	7-4	Detroit
Dec. 26	W	7-3	Washington	Mar. 30	T	4-4*	PHILADELPHIA
Dec. 28	W	5-0	DETROIT	Mar. 31	L	3-6	NY Rangers

* overtime

1991-92 PENGUINS REVIEW

SEASON HIGHLIGHTS

- Scott Bowman is named interim head coach on October 1, 1991.
- Penguins honor the memory of late coach Bob Johnson in a candlelight ceremony on November 27 vs New Jersey. Johnson died of brain tumors on November 26.
- Penguins set a club record with a five-game road winning streak from Dec. 13 through Dec. 29.
- Joe Mullen scores four goals in back-to-back games, Dec. 23, at the New York Islanders, and Dec. 26, vs Toronto; the first player in club history to do so.
- Penguins set a team record for road victories in a season with 18 in a 4-3 win over Chicago on March 15.
- Mullen becomes the first American-born player to record 400 career goals on March 17 vs. Edmonton.
- Mario Lemieux records his 1000th career point on March 22 at Detroit in his 513th game, becoming the second-fastest player in league history to record 1000 points.
- The first-ever NHL players strike begins on April 1, and halts league play for two weeks.
- Penguins clinch third place in the Patrick Division with a 4-1 win over Washington on Apr. 15.
- Kevin Stevens sets a record for points in a season by an American-born player, and most points by a left wing with 123 (54-69).
- Penguins defeat Washington (4-3), New York Rangers (4-2), Boston (4-0), and Chicago (4-0) to win the Stanley Cup for second straight year.

MAJOR TRADES

- Feb. 19, 1992** - Obtained Jeff Chychrun, Brian Benning, and first round draft choice in 1992 Entry Draft from Los Angeles for Paul Coffey.
- Feb. 19, 1992** - Obtained Rick Tocchet, Kjell Samuelsson, Ken Wregget, and a conditional draft pick from Philadelphia for Mark Recchi, Brian Benning, and Los Angeles' first round choice in 1992 Entry Draft.
- Mar. 10, 1992** - Obtained Bryan Fogarty from Quebec for the NHL rights to Scott Young.

FINAL PATRICK DIVISION STANDINGS

TEAMS	GP	W	L	T	GF	GA	PTS
NY Rangers	80	50	25	5	321	246	105
Washington	80	45	27	8	330	275	98
Pittsburgh	80	39	32	9	343	309	87
New Jersey	80	38	31	11	289	258	87
NY Islanders	80	34	35	11	291	299	79
Philadelphia	80	32	37	11	252	273	75

FINAL STATISTICS SCORING

PLAYERS	GP	G	A	PTS	PIM
Mario Lemieux	64	44	87	131	94
Kevin Stevens	80	54	69	123	252
Joe Mullen	77	42	45	87	30
Larry Murphy	77	21	56	77	50
Mark Recchi	58	33	37	70	78
Jaromir Jagr	70	32	37	69	34
Paul Coffey	54	10	54	64	62
Rick Tocchet	61	27	32	59	151
Ron Francis	70	21	33	54	30
Buff Errey	78	19	16	35	119
Bryan Trottier	63	11	18	29	54
Phil Bourque	58	10	16	26	58
Troy Loney	76	10	16	26	127
Gord Roberts	73	2	22	24	87
Kjell Samuelsson	74	5	11	16	110
Jiri Hrdina	56	3	13	16	16
Ulf Samuelsson	62	1	14	15	206
Ken Priestlay	50	2	8	10	4
Paul Stanton	54	2	8	10	62
Jamie Leach	38	5	4	9	8
Grant Jennings	53	4	5	9	104
Jim Paek	49	1	7	8	36
Peter Taglianetti	44	1	3	4	57
Shawn McEachern	15	0	4	4	0
Jeff Chychrun	43	0	4	4	111
Tom Barrasso	57	0	4	4	30
Ken Wregget	32	0	2	2	2
Gord Dineen	1	0	0	0	0
Glen Mulvenna	1	0	0	0	2
Todd Nelson	1	0	0	0	0
Jeff Daniels	2	0	0	0	0
Frank Pietrangelo	5	0	0	0	0
Wendell Young	18	0	0	0	0
Jay Caulfield	52	0	0	0	175
Bench					12

GOALTENDING

PLAYERS (W-L-T)	GP	MP	GA	SO	GAA
Tom Barrasso (25-22-9)	57	3329	196	1	3.53
Wendell Young (7-6-0)	18	838	53	0	3.79
Ken Wregget (5-3-0)	9	448	31	0	4.15
Frank Pietrangelo (2-1-0)	5	225	20	0	5.33
TOTALS (39-32-9)	80	4854	308	1	3.81

GAME-BY-GAME RESULTS

DATE	W-L-T	SCORE	OPPONENT	DATE	W-L-T	SCORE	OPPONENT
Oct. 4	W	5-4	Buffalo	Jan. 4	W	3-2	WINNIPEG
Oct. 6	T	2-2*	PHILADELPHIA	Jan. 7	L	2-5	LOS ANGELES
Oct. 10	W	6-3	Philadelphia	Jan. 10	L	5-7	Calgary
Oct. 12	L	1-4	New Jersey	Jan. 12	W	4-3	Vancouver
Oct. 15	W	7-5*	NY Islanders	Jan. 16	T	3-3*	Detroit
Oct. 17	W	8-5	NY ISLANDERS	Jan. 23	L	4-5*	BUFFALO
Oct. 19	L	4-5	NY Islanders	Jan. 25	W	5-3	NY Islanders
Oct. 22	T	4-4*	CHICAGO	Jan. 26	L	4-6	Washington
Oct. 24	L	2-4	NEW JERSEY	Jan. 28	L	0-4	WINNIPEG
Oct. 26	L	1-4	Montreal	Jan. 30	L	5-8	NY ISLANDERS
Oct. 28	L	0-4	WASHINGTON	Feb. 1	W	4-1	ST LOUIS
Oct. 31	W	8-1	MINNESOTA	Feb. 3	T	4-4*	DETROIT
Nov. 2	L	5-6	HARTFORD	Feb. 5	L	3-4	NY Rangers
Nov. 5	T	5-5*	BOSTON	Feb. 8	L	3-4	LOS ANGELES
Nov. 8	W	3-1	Winnipeg	Feb. 9	L	3-6	Boston
Nov. 9	W	3-2	Minnesota	Feb. 15	L	2-5	Minnesota
Nov. 11	L	1-3	NY Rangers	Feb. 16	T	3-3*	PHILADELPHIA
Nov. 13	W	5-4*	EDMONTON	Feb. 18	W	7-1	TORONTO
Nov. 15	L	2-6	Washington	Feb. 20	T	4-4*	QUEBEC
Nov. 18	W	7-3	Quebec	Feb. 22	L	1-2	Montreal
Nov. 20	W	5-2	PHILADELPHIA	Feb. 25	L	3-5	Washington
Nov. 23	T	2-2*	NY ISLANDERS	Feb. 27	W	4-8	HARTFORD
Nov. 27	W	8-4	NEW JERSEY	Feb. 29	W	5-2	BUFFALO
Nov. 29	W	9-3	Philadelphia	Mar. 3	W	6-3	Calgary
Nov. 30	W	5-1	PHILADELPHIA	Mar. 6	W	7-3	San Jose
Dec. 3	L	3-5	Edmonton	Mar. 7	L	3-5	Los Angeles
Dec. 5	W	8-0	San Jose	Mar. 10	W	5-2	CALGARY
Dec. 7	L	1-6	St. Louis	Mar. 12	W	6-4	HARTFORD
Dec. 10	W	5-3	NY RANGERS	Mar. 12	L	3-6	Toronto
Dec. 13	W	4-3	New Jersey	Mar. 15	W	4-3	Chicago
Dec. 14	L	2-7	WASHINGTON	Mar. 17	W	6-5	EDMONTON
Dec. 17	W	10-2	SAN JOSE	Mar. 19	W	6-3	QUEBEC
Dec. 19	W	6-4	Boston	Mar. 22	T	2-2*	Hartford
Dec. 21	L	5-7	NY RANGERS	Mar. 24	L	3-4	Detroit
Dec. 23	W	6-3	NY Islanders	Mar. 26	W	6-3	VANCOUVER
Dec. 26	W	12-1	TORONTO	Mar. 28	W	6-3	MONTREAL
Dec. 28	W	6-2	Washington	Mar. 31	W	6-5	PHILADELPHIA
Dec. 29	W	6-3	NY Rangers	Apr. 13	L	1-5	New Jersey
Dec. 31	L	4-7	NEW JERSEY	Apr. 15	W	4-1	WASHINGTON
Jan. 2	L	0-4	New Jersey	Apr. 16	L	1-7	NY Rangers

*overtime

1992-93 PENGUINS REVIEW

SEASON HIGHLIGHTS

- Scott Bowman named head coach on October 6, 1992.
- Penguins start the season with a 10-game unbeaten streak (8-0-2) from October 6 to October 27, 1992.
- Ron Francis records his 900th career point on October 24 at New Jersey.
- Mario Lemieux scores a goal in 12 consecutive games from October 6 to November 1 to set a club record. He records 18 goals during the streak.
- Larry Murphy becomes only one of nine defensemen in NHL history to record 800 points, recording his 800th on January 26 vs Washington.
- Tom Barrasso sets a club record with his 28th victory on February 21 at Hartford.
- Larry Murphy plays in his 1000th career game on February 27 vs Tampa Bay.
- Penguins set a club record for most road victories in a season with their 24th win on March 14 at the Islanders.
- Mario Lemieux scores four goals in back-to-back games, March 18 vs Washington and March 20 vs Philadelphia; the second player in club history to do so.

- Penguins clinch their second Patrick Division title in three years on March 28 with a 4-1 win at Washington.
- Tom Barrasso sets a club record with 14 consecutive victories from March 9 to April 9.
- Penguins clinch first-ever Presidents' Trophy with a 5-3 win at Quebec on April 3, with their 110th point of the season.
- Penguins set NHL Record for longest winning streak, winning 17 consecutive games from Mar. 9 to Apr. 9, breaking the New York Islanders record of 15 set in 1981-82.

MAJOR TRADES

- Mar. 22, 1993- Obtained Peter Taglianetti from Tampa Bay for a third round draft choice in the 1993 Entry Draft.
- Mar. 22, 1993- Obtained Mike Ramsey from Buffalo for Bob Errey.

FINAL PATRICK DIVISION STANDINGS

TEAMS	GP	W	L	T	GF	GA	PTS
Pittsburgh	84	56	21	7	367	268	119
Washington	84	43	34	7	325	286	93
NY Islanders	84	40	37	7	335	297	87
New Jersey	84	40	37	7	308	299	87
Philadelphia	84	36	37	11	319	319	83
NY Rangers	84	34	39	11	304	308	79

FINAL STATISTICS SCORING

PLAYER	GP	G	A	PTS	PIM
Mario Lemieux	60	69	91	160	38
Kevin Stevens	72	55	56	111	177
Rick Tocchet	80	48	61	109	252
Ron Francis	84	24	76	100	68
Jaromir Jagr	81	34	60	94	61
Larry Murphy	83	22	63	85	73
Joe Mullen	72	33	37	70	14
Shawn McEachern	84	28	33	61	46
Ulf Samuelsson	77	3	26	29	249
Dave Tippett	74	6	19	25	56
Troy Loney	82	5	16	21	99
Jim Paek	77	3	15	18	64
Paul Stanton	77	4	12	16	97
Martin Straka	42	3	13	16	29
Bob Errey	54	8	6	14	76
Peter Taglianetti	72	2	12	14	184
Mike Needham	56	8	5	13	14
Mike Stapleton	78	4	9	13	10
Mike Ramsey	45	3	10	13	28
Jeff Daniels	58	5	4	9	14
Kjell Samuelsson	63	3	6	9	106
Tom Barrasso	63	0	8	8	24
Grant Jennings	58	0	5	5	65
Bryan Fogarty	12	0	4	4	4
Peter Ahola	22	0	1	1	14
Ken Wregget	25	0	1	1	6
Jamie Leach	5	0	0	0	2
Jeff Chychrun	1	0	0	0	2
Jay Caulfield	26	0	0	0	60
Bench					14

GOALTENDING

PLAYERS (W-L-T)	GP	MP	GA	SO	GAA
Tom Barrasso (43-14-5)	63	3702	186	4	3.01
Ken Wregget (13-7-2)	25	1368	78	0	3.42
TOTALS (56-21-7)	84	5083	268	5	3.16

GAME-BY-GAME RESULTS

DATE	W-L-T	SCORE	OPPONENT	DATE	W-L-T	SCORE	OPPONENT
Oct. 6	T	3-3*	Philadelphia	Jan. 9	W	3-2	Calgary
Oct. 8	W	7-3	NY Islanders	Jan. 10	L	2-3	WINNIPEG
Oct. 10	T	3-3*	MONTREAL	Jan. 14	L	0-7	BOSTON
Oct. 13	W	6-5	Buffalo	Jan. 16	W	6-1	Ottawa
Oct. 15	W	5-2	Montreal	Jan. 19	W	5-2	VANCOUVER
Oct. 17	W	7-3	HARTFORD	Jan. 22	L	1-2	EDMONTON
Oct. 20	W	5-1	Vancouver	Jan. 23	W	4-3	CALGARY
Oct. 22	W	9-6	Detroit	Jan. 26	W	6-3	Washington
Oct. 24	W	4-3	NEW JERSEY	Jan. 28	L	2-5	NY Islanders
Oct. 27	W	7-2	OTTAWA	Jan. 30	W	4-2	Philadelphia
Oct. 29	L	4-6	ST. LOUIS	Jan. 31	T	2-2*	WASHINGTON
Nov. 1	W	5-4	TAMPA BAY	Feb. 8	W	4-0	Boston
Nov. 3	W	2-0	NY Islanders	Feb. 10	W	3-0	NY RANGERS
Nov. 5	W	8-4	St. Louis	Feb. 13	W	4-1	Chicago
Nov. 7	L	2-4	TORONTO	Feb. 14	L	4-7	BUFFALO
Nov. 8	L	2-7	CHICAGO	Feb. 18	L	4-5	Edmonton
Nov. 10	W	4-1	MINNESOTA	Feb. 20	L	2-4	NY ISLANDERS
Nov. 12	T	4-4*	Quebec	Feb. 21	W	4-3	HARTFORD
Nov. 13	L	0-8	DETROIT	Feb. 23	L	1-3	New Jersey
Nov. 17	W	4-2	Buffalo	Feb. 25	L	1-2	OTTAWA
Nov. 20	W	4-1	NEW JERSEY	Feb. 27	T	3-3*	Tampa Bay
Nov. 21	W	2-0	New Jersey	Feb. 28	W	4-2	WASHINGTON
Nov. 23	W	5-2	NY RANGERS	Mar. 2	L	1-5	PHILADELPHIA
Nov. 25	L	3-11	NY Rangers	Mar. 5	L	4-3	NY RANGERS
Nov. 27	L	4-6	WASHINGTON	Mar. 9	W	3-2	Boston
Nov. 28	W	5-3	Washington	Mar. 11	W	4-3*	Los Angeles
Dec. 1	W	7-3	NY ISLANDERS	Mar. 14	W	3-2	Washington
Dec. 3	L	3-5	LOS ANGELES	Mar. 18	W	7-5	Philadelphia
Dec. 5	W	9-4	SAN JOSE	Mar. 20	W	9-3	Philadelphia
Dec. 8	W	5-2	Winnipeg	Mar. 21	W	6-4	EDMONTON
Dec. 11	L	1-2	NEW JERSEY	Mar. 23	W	7-2	San Jose
Dec. 12	W	6-5	New Jersey	Mar. 25	W	4-3	New Jersey
Dec. 15	W	6-2	Philadelphia	Mar. 27	W	5-3	BOSTON
Dec. 17	W	5-4*	PHILADELPHIA	Mar. 28	W	4-1	WASHINGTON
Dec. 19	L	3-4	NY Islanders	Mar. 30	W	6-4	Ottawa
Dec. 21	W	7-4	Quebec	Apr. 1	W	10-2	Hartford
Dec. 23	W	4-0	PHILADELPHIA	Apr. 3	W	5-3	QUEBEC
Dec. 27	W	4-2	BUFFALO	Apr. 4	W	5-2	NEW JERSEY
Dec. 31	T	3-3*	Toronto	Apr. 7	W	4-3*	Montreal
Jan. 2	W	5-2	NY RANGERS	Apr. 9	W	10-4	NY RANGERS
Jan. 5	W	6-2	Boston	Apr. 10	W	4-2	NY Rangers
Jan. 7	L	3-6	Minnesota	Apr. 14	T	6-6*	New Jersey

*overtime

PENGUINS ENTRY DRAFT SELECTIONS, 1967-94

RD	OVERALL	NAME	POSITION	RD	OVERALL	NAME	POSITION
		1967				1975 (continued)	
1.	2nd	Steve Rexe	C	11.	185th	John Glynne	D
2.	11th	Bob Smith	C	12.	196th	Lex Hudson	D
		1968		13.	202nd	Dan Tsubouchi	RW
1.	4th	Gary Swain	LW	14.	206th	Bronislaw Stankovsky	LW
2.	14th	Ron Snel	RW	15.	217th	Kelly Secord	RW
3.	21st	Dave Simpson	D			1976	
1.	Traded to Boston for Jean Pronovost			1.	2nd	Blair Chapman	RW
2.	15th	Rick Kessel	C	(Choice acquired from Kansas City with Simon Nolet & Ed Gilbert for Steve Durbano & Chuck Arnason)			
2.	26th	Michel Briere	C	1.	11th	Traded to Kansas City with Steve Durbano & Chuck Arnason for Simon Nolet & Ed Gilbert	
4.	38th	Yvon Labre	D	2.	19th	Greg Malone	C
5.	50th	Rity Patenaude	RW	2.	29th	Peter Marsh	RW
6.	62nd	Paul Hoganson	G	3.	47th	Morris Lukowich	LW
		1970		4.	65th	Greg Redquest	D
1.	7th	Greg Polis	LW	5.	83rd	Brendan Lowe	G
2.	21st	John Stewart	LW	6.	101st	Vic Sirko	D
3.	35th	Larry Bignell	D			1977	
4.	49th	Connie Forey	LW	1.	7th	Traded to Toronto for Rick Kehoe	
5.	63rd	Steve Cardwell	LW	2.	30th	Jim Hamilton	LW
6.	77th	Bob Fitchener	C	3.	48th	Kim Davis	LW
7.	90th	Jim Pearson	D	4.	66th	Mark Johnson	C
8.	112th	Cam Newton	G	5.	84th	Traded to Los Angeles for Mike Corrigan	
9.	120th	Ron Lemieux	RW	6.	102nd	Greg Millen	G
		1971				1978	
1.	4th	Traded to St.Louis for Ron Schock		1.	12th	Traded to Philadelphia for Orest Kindrachuk, Ross Lonsberry & Tom Bladon	
2.	18th	Brian McKenzie	C	2.	25th	Mike Meeker	RW
3.	32nd	Joe Norris	D	3.	43rd	Traded to Montreal for Don Awrey	
4.	46th	Gerry Methé	D	4.	60th	Traded to NY Rangers for Dunc Wilson	
5.	60th	Dave Murphy	G	4.	61st	Shane Pearsall	LW
6.	74th	Ian Williams	RW	(Choice acquired from Los Angeles with Dave Shultz & Gene Carr for Syl Apps & Hartland Monahan)			
7.	88th	Doug Elliot	D	5.	75th	Rob Gamer	C
		1972				1979	
1.	8th	Traded to Minnesota for Bob Woytowich		1.	10th	Traded to Washington for Hartland Monahan	
2.	24th	Jack Lynch	C	2.	31st	Paul Marshall	LW
2.	30th	Bernie Lukowich	LW	3.	52nd	Bennett Wolf	D
(Choice acquired from NY Rangers)				4.	73rd	Brian Cross	D
3.	40th	Denis Herron	G	5.	94th	Nick Ricci	G
4.	56th	Ron Lalonde	C	6.	115th	Marc Chorney	D
5.	72nd	Brian Walker	C			1980	
6.	88th	Jeff Ablett	LW	1.	9th	Mike Bullard	C
7.	104th	D'Arcy Keating	D	2.	30th	Traded to Chicago for Dale Tallon	
8.	120th	Yves Bergeron	RW	3.	51st	Randy Boyd	D
9.	136th	Jay Babcock	LW	4.	72nd	Tony Feltrin	D
10.	149th	Don Atchison	G	5.	93rd	Doug Shedden	RW
		1973		6.	114th	Pat Graham	LW
1.	7th	Blaine Stoughton	RW	7.	135th	Traded to Winnipeg for future considerations	
2.	23rd	Wayne Bianchin	LW	8.	156th	Robert Geale	C
2.	27th	Colin Campbell	D	9.	177th	Brian Lundberg	D
(Choice acquired from Detroit for Roy Edwards)				10.	198th	Steve McKenzie	D
3.	39th	Traded to Detroit for Andy Brown				1981	
4.	55th	Denis Owhchar	D	1.	7th	Traded to Montreal for Rod Schutt	
5.	71st	Guido Tenesi	D	2.	28th	Steve Gatzos	RW
6.	87th	Don Seiling	LW	3.	49th	Tom Thornbury	D
7.	103rd	Terry Ewasjuk	LW	4.	70th	Norm Schmidt	D
8.	119th	Fred Comrie	C	5.	91st	Traded to Washington for Gary Bissling	
9.	134th	Gord Lane	D	6.	109th	Paul Edwards	D
10.	150th	Randy Almoe	C	(Choice acquired from Hartford for Gilles Lupien)			
11.	164th	Don McLeod	C	6.	112th	Rod Buskas	D
		1974		7.	133rd	Geoff Wilson	RW
1.	8th	Pierre Larouche	C	8.	154th	Mitch Lamoureux	C
2.	26th	Traded to St. Louis with Brian Watson & Greg Polis for Bob Kelly, Steve Durbano & Ab DeMarco		9.	175th	Dean DeFazio	LW
2.	27th	Jacques Cosslette	RW	10.	196th	Dave Hannan	C
(Choice acquired from Detroit for Roy Edwards)						1982	
3.	44th	Traded to Detroit for Nelson DeBenedet		1.	10th	Rich Sutter	RW
4.	62nd	Mario Faubert	D	2.	31st	Traded to Montreal with Denis Herron for Pat Hughes & Rob Holland	
5.	80th	Bruce Aberhart	G	2.	38th	Tim Hrynewich	LW
6.	98th	William Schneider	LW	(Choice acquired from Minnesota for Mark Johnson)			
7.	116th	Robbie Laird	LW	3.	52nd	Troy Loney	LW
8.	133rd	Larry Finck	D	4.	73rd	Traded to Toronto for Paul Harrison	
9.	150th	Jim Chicoyne	RW	5.	94th	Grant Sasser	C
10.	166th	Rick Uhrich	D	6.	115th	Traded to Toronto for Greg Hotham	
11.	181st	Serge Gamelin	RW	7.	136th	Grant Couture	D
12.	195th	Richard Perron	D	8.	157th	Peter Derksen	LW
13.	206th	Richard Hindmarch	RW	9.	178th	Greg Gravel	C
14.	216th	William Davis	D	10.	199th	Stu Wenzas	D
15.	223rd	J.D.Mathers	D	11.	220th	Chris McCauley	RW
		1975		12.	241st	Stan Baucht	G
1.	13th	Gordon Laxton	G				
2.	31st	Russ Anderson	D				
3.	49th	Paul Baxter	D				
4.	67th	Stu Younger	LW				
5.	85th	Kim Clackson	D				
6.	103rd	Peter Morris	LW				
7.	121st	Ike Will	C				
8.	139th	Tapio Levo	D				
9.	155th	Byron Shutt	LW				
10.	170th	Frank Salive	G				

PENGUINS ENTRY DRAFT SELECTIONS, 1967-94

RD	OVERALL	NAME	POSITION	RD	OVERALL	NAME	POSITION
		1983				1988 (continued)	
1.	1st	Traded to Minnesota with George Ferguson for Ron Meighan & Anders Hakansson		3.	62nd	Daniel Gauthier	LW
1.	15th	Bob Errey	LW	4.	67th	Mark Recchi	C
		(Choice acquired from Minnesota with Anders Hakansson & Ron Meighan for George Ferguson)		5.	88th	GREG ANDRUSAK	D
2.	22nd	Todd Charlesworth	D	6.	109th	Traded to Los Angeles with Chris Kontos for Bryan Erickson	
3.	43rd	Traded to Montreal for Gilles Lupien		7.	130th	Troy Mick	LW
3.	58th	Mike Rowe	D	8.	151st	Jeff Blaeser	LW
		(Choice acquired from Montreal for Gilles Lupien)		9.	172nd	Rob Gaudreau	RW
4.	63rd	Frank Pietrangelo	G	10.	193rd	Don Panceo	LW
5.	83rd	Traded to Toronto with Paul Marshall & Kim Davis for Paul Gardner & Dave Burrows		11.	214th	Cory Laylin	LW
		Pat Emond	C	12.	235th	Darren Stok	D
6.	103rd	Paul Ames	D	1.	16th	JAMIE HEWARD	RW
7.	123rd	Traded to Hartford with Russ Anderson for Rick MacLeish		2.	37th	Paul Laus	RW
8.	143rd	Marty Ketola	RW	3.	58th	John Brill	D
9.	163rd	Alec Haidy	RW	4.	79th	TODD NELSON	D
10.	183rd	Garth Hildebrand	LW	5.	100th	Tom Nevers	C
11.	203rd	Dave Hoertz	D	6.	121st	Mike Markovich	D
12.	223rd			6.	126th	Mike Needham	RW
1.	1st	MARIO LEMIEUX	C			(Choice acquired from Calgary for Steve Guenette)	
1.	9th	Doug Bodger	D	7.	142nd	Pat Schafhauser	D
		(Acquired from Winnipeg with Moe Mantha for Randy Carlyle)		8.	163rd	Dave Shute	D
1.	16th	Roger Belanger	RW	9.	184th	Andrew Wolf	C
		(Acquired from Philadelphia as part of Rich Sutter trade)		10.	205th	Greg Hagen	RW
2.	22nd	Traded to Philadelphia with Rich Sutter trade		11.	226th	Scott Farrell	D
3.	43nd	Traded to Philadelphia with Rich Sutter trade		12.	247th	Jason Smart	C
3.	58th	Traded to Vancouver for Keith McCarthy				1990	
4.	64th	Arto Javanainen	RW	1.	5th	JAROMIR JAGR	RW
5.	85th	Traded to Edmonton with Kevin McClelland for Tom Roulston Tom Ryan		2.	26th	Traded to Calgary for Joe Mullen	
6.	106th	Traded to St. Louis for Gary Edwards		3.	47th	Traded to Philadelphia for Wendell Young	
7.	127th	Jon Del Col	LW	3.	61st	JOE DZIEDZIC	LW
8.	148th	Steve Hurt	RW			(Acquired from Buffalo in Tom Barraso trade)	
9.	169th	Jim Steen	C	4.	68th	CHRIS TAMER	D
10.	189th	Mark Zilotto	LW	5.	89th	BRIAN FARRELL	C
11.	210th			6.	107th	IAN MORAN	D
12.	250th					(Acquired from Vancouver in Rod Buskas trade)	
1.	2nd	Craig Simpson	C	6.	110th	DENIS CASEY	G
2.	23rd	Lee Giffin	RW	7.	130th	MIKA VALILA	C
3.	44th	Traded to Montreal for Denis Herron				(Acquired from Philadelphia in Wendell Young trade)	
3.	58th	Bruce Racine	G	7.	131st	Ken Plaquin	D
		(Choice acquired from Hartford for Marc Chorney)		7.	145th	PAT NEATON	D
4.	65th	Traded to Boston for Randy Hillier				(Acquired from Buffalo in Wayne Van Dorp trade)	
5.	86th	Steve Gotaas	C	8.	152nd	Petteri Koskimaki	C
6.	107th	Kevin Clemens	LW	9.	173rd	LADISLAV KARABIN	C
6.	114th	Stuart Marston	D	10.	194th	Timothy Fingerhut	LW
		(Choice acquired from Los Angeles for Marc Chorney)		11.	215th	Michael Thompson	RW
7.	128th	Steve Titus	G	12.	236th	Brian Bruininks	D
8.	149th	Paul Stanton	D	1.	16th	MARKUS NASLUND	LW
9.	170th	Jim Paek	D	2.	38th	RUSTY FITZGERALD	C
10.	191st	Steve Shaunessy	D	3.	60th	Shane Peacock	D
11.	212th	Doug Greschuk	D	4.	82nd	JOE TAMMINEN	C
12.	233rd	Greg Choules	LW	5.	104th	Robert Melanson	D
1.	4th	Zarley Zalapski	D	6.	126th	BRIAN CLIFFORD	C
2.	25th	Dave Capuano	C	7.	148th	ED PATERSON	RW
3.	46th	Brad Aitken	LW	8.	170th	PETER McLAUGHLIN	LW
4.	67th	Rob Brown	C	9.	192nd	JEFF LEMBKE	G
5.	88th	Sammy Smith	C	10.	214th	CHRIS TOK	C
6.	109th	Jeff Daniels	D	11.	236th	PAUL DYCK	D
7.	130th	Doug Hobson	D	12.	258th	PASI HUURA	D
8.	151st	Steve Rohlik	LW			1992	
9.	172nd	Dave McLlwain	C	1.	19th	MARTIN STRAKA	C
10.	193rd	Kelly Cain	C	2.	43rd	MARC HUSSEY	D
11.	214th	Stef Drulias	RW	3.	67th	TRAVIS THIESSEN	D
12.	235th	Rob Wilson	D	4.	91st	Todd Klassen	D
				5.	115th	PHILIPPE DEROUVILLE	G
1.	5th	Chris Joseph	D	6.	139th	Artem Kopot	G
2.	26th	Richard Tabaracci	G	7.	163rd	JAN ALINC	C
3.	47th	Jamie Leach	RW	8.	187th	FRAN BUSSEY	C
4.	68th	Risto Kurkinen	LW	9.	211th	BRIAN BONIN	C
5.	89th	Jeff Laver	D	10.	235th	BRIAN CALLAHAN	LW
6.	110th	SHAWN MCEACHERN	C	11.	Traded to St. Louis for Gord Roberts		
7.	131st	Jim Bodden	C			1993	
8.	152nd	JIRI KUCERA	RW	1.	26th	STEFAN BERGKVIST	D
9.	173rd	Jack MacDougall	RW	2.	52nd	DOMENIC PITTIS	C
10.	194th	Darryn McBride	C	3.	62nd	DAVE ROCHE	LW
11.	215th	Mark Carlston	LW	3.	78th	Traded to Tampa Bay for Peter Taglianetti	
12.	236th	Ake Liljebjorn	G	4.	104th	JONAS ANDERSSON-JUNKKA	C
				5.	130th	CHRIS KELLEHER	D
				6.	156th	PATRICK LALIME	G
				7.	182nd	SEAN SELMSER	LW
				8.	208th	LARRY McMORRAN	C
				9.	234th	TIM HARBERT	C
				10.	260th	LEONID TROPCHENKO	C
1.	4th	Darrin Shannon	LW				
2.	25th	Mark Major	LW	11.	286th	HANS JONSSON	C
3.	46th	Traded to Montreal for Perry Ganchar					

PENGUINS ALL-TIME LEADERS

(Players in CAPS still with Pittsburgh)

GAMES PLAYED

1. Jean Pronovost	753
2. Rick Kehoe	722
3. Ron Stackhouse	621
4. Ron Schock	619
5. MARIO LEMIEUX	599
6. Dave Burrows	573
7. Bob Errey	572
8. Troy Loney	532
9. Syl Apps	495
Greg Malone	495
11. KEVIN STEVENS	431
Peter Lee	431
Rod Buskas	431
14. Randy Carlyle	397
15. Jim Johnson	390
16. Mike Bullard	382
17. Ken Schinkel	371
18. Dave Hannan	355
19. Russ Anderson	353
20. Val Fonteyne	349

GOALS

1. MARIO LEMIEUX	494
2. Jean Pronovost	316
3. Rick Kehoe	312
4. KEVIN STEVENS	236
5. Mike Bullard	186
6. Syl Apps	151
7. Greg Malone	143
8. Lowell MacDonald	140
9. Bob Errey	132
10. JOE MULLEN	130
11. JAROMIR JAGR	125
12. Ron Schock	124
13. Doug Shedden	123
14. Pierre Larouche	119
15. Peter Lee	114
16. Rob Brown	112
17. Dan Quinn	111
18. Paul Coffey	108
19. Mark Recchi	104
20. Paul Gardner	98

PENALTY MINUTES

1. Troy Loney	980
2. Rod Buskas	959
3. KEVIN STEVENS	917
4. Bryan Watson	871
5. Paul Baxter	851
6. Gary Rissling	832
7. Jay Caulfield	714
8. ULF SAMUELSSON	691
9. Russ Anderson	684
10. Jim Johnson	658
11. Bob Errey	651
12. MARIO LEMIEUX	618

ASSISTS

1. MARIO LEMIEUX	703
2. Syl Apps	349
3. Paul Coffey	332
4. Rick Kehoe	324
5. Jean Pronovost	287
6. Ron Schock	280
7. Ron Stackhouse	277
8. KEVIN STEVENS	264
9. Randy Carlyle	257
10. Greg Malone	221
11. LARRY MURPHY	198
12. JAROMIR JAGR	197
13. RON FRANCIS	184
14. Mike Bullard	175
15. Lowell MacDonald	166
16. Dan Quinn	162
17. JOHN CULLEN	160
18. Doug Shedden	159
19. Mark Recchi	148
20. Rob Brown	143
Ken Schinkel	143

POINTS

1. MARIO LEMIEUX	1211
2. Rick Kehoe	636
3. Jean Pronovost	603
4. Syl Apps	500
5. KEVIN STEVENS	500
6. Paul Coffey	440
7. Ron Schock	404
8. Greg Malone	364
9. Mike Bullard	361
10. Ron Stackhouse	343
11. Randy Carlyle	323
12. JAROMIR JAGR	319
13. Lowell MacDonald	306
14. Doug Shedden	282
15. Dan Quinn	273
16. Bob Errey	272
17. JOE MULLEN	266
18. LARRY MURPHY	263
19. RON FRANCIS	258
20. Rob Brown	255

PENGUINS BEST SEASONS

GOALS - ONE SEASON

- 85 - Mario Lemieux (1988-89)
- 70 - Mario Lemieux (1987-88)
- 69 - Mario Lemieux (1992-93)
- 55 - Rick Kehoe (1980-81)
- 55 - Kevin Stevens (1992-93)
- 54 - Mario Lemieux (1986-87)
- 54 - Kevin Stevens (1991-92)
- 53 - Pierre Larouche (1975-76)
- 52 - Jean Pronovost (1975-76)
- 51 - Mike Bullard (1983-84)
- 49 - Rob Brown (1988-89)
- 48 - Mario Lemieux (1985-86)
- 48 - Rick Tocchet (1992-93)
- 45 - Mario Lemieux (1989-90)
- 44 - Mario Lemieux (1991-92)
- 43 - Lowell MacDonald (1973-74)
- 43 - Jean Pronovost (1974-75)
- 43 - Mario Lemieux (1984-85)
- 42 - Joe Mullen (1991-92)
- 41 - Mike Bullard (1985-86)
- 41 - Kevin Stevens (1993-94)
- 40 - Jean Pronovost (1973-74)
- 40 - Jean Pronovost (1977-78)
- 40 - Warren Young (1984-85)
- 40 - Dan Quinn (1987-88)
- 40 - Mark Recchi (1990-91)
- 40 - Kevin Stevens (1990-91)

POINTS - ONE SEASON

- 199 - Mario Lemieux (1988-89)
- 168 - Mario Lemieux (1987-88)
- 160 - Mario Lemieux (1992-93)
- 141 - Mario Lemieux (1985-86)
- 131 - Mario Lemieux (1991-92)
- 123 - Mario Lemieux (1989-90)
- 123 - Kevin Stevens (1991-92)
- 115 - Rob Brown (1988-89)
- 113 - Paul Coffey (1988-89)
- 113 - Mark Recchi (1990-91)
- 111 - Pierre Larouche (1975-76)
- 111 - Kevin Stevens (1992-93)
- 109 - Rick Tocchet (1992-93)
- 107 - Mario Lemieux (1986-87)
- 104 - Jean Pronovost (1975-76)
- 103 - Paul Coffey (1989-90)
- 100 - Mario Lemieux (1984-85)
- 100 - Ron Francis (1992-93)

POWER PLAY GOALS- ONE SEASON

- 31 - Mario Lemieux (1988-89)
- 26 - Kevin Stevens (1992-93)
- 24 - Rob Brown (1988-89)
- 22 - Mario Lemieux (1987-88)
- 21 - Dan Quinn (1987-88)
- 21 - Paul Gardner (1981-82)
- 21 - Kevin Stevens (1993-94)
- 20 - Rick Kehoe (1980-81)
- 20 - Paul Gardner (1982-83)
- 20 - Rick Tocchet (1992-93)

POWER PLAY POINTS- ONE SEASON

- 80 - Mario Lemieux (1987-88)
- 80 - Mario Lemieux (1988-89)
- 64 - Paul Coffey (1988-89)
- 62 - Mario Lemieux (1985-86)
- 55 - Mario Lemieux (1992-93)
- 50 - Rick Kehoe (1981-82)
- 49 - Mario Lemieux (1989-90)
- 49 - Ron Francis (1992-93)
- 48 - Paul Coffey (1989-90)

ASSISTS - ONE SEASON

- 114 - Mario Lemieux (1988-89)
- 98 - Mario Lemieux (1987-88)
- 93 - Mario Lemieux (1985-86)
- 91 - Mario Lemieux (1992-93)
- 87 - Mario Lemieux (1991-92)
- 83 - Paul Coffey (1988-89)
- 78 - Mario Lemieux (1989-90)
- 76 - Ron Francis (1992-93)
- 74 - Paul Coffey (1989-90)
- 73 - Mark Recchi (1990-91)
- 69 - Paul Coffey (1990-91)
- 69 - Kevin Stevens (1991-92)
- 67 - Syl Apps (1975-76)
- 67 - Randy Carlyle (1980-81)
- 67 - Jaromir Jagr (1993-94)
- 66 - Rob Brown (1988-89)
- 66 - Ron Francis (1993-94)
- 64 - Randy Carlyle (1981-82)
- 63 - Ron Schock (1974-75)
- 63 - John Cullen (1990-91)
- 63 - Larry Murphy (1992-93)
- 61 - Syl Apps (1973-74)
- 61 - Rick Tocchet (1992-93)
- 60 - Ron Stackhouse (1975-76)
- 60 - Dan Quinn (1988-89)
- 60 - John Cullen (1989-90)
- 60 - Jaromir Jagr (1992-93)

PENALTY MINUTES - ONE SEASON

- 409 - Paul Baxter (1981-82)
- 378 - Dave Schultz (1977-78)
- 322 - Pat Price (1981-82)
- 297 - Gary Rissling (1983-84)
- 285 - Jay Caulfield (1988-89)
- 252 - Kevin Stevens (1991-92)
- 252 - Rick Tocchet (1992-93)
- 249 - Ulf Samuelsson (1992-93)
- 238 - Paul Baxter (1982-83)
- 230 - Pat Boulette (1981-82)
- 224 - Marty McSorley (1983-84)
- 218 - Dan Frawley (1986-87)
- 212 - Bryan Watson (1971-72)
- 209 - Gary Rissling (1984-85)
- 206 - Rod Buskas (1987-88)
- 206 - Ulf Samuelsson (1991-92)
- 204 - Paul Baxter (1980-81)

POWER PLAY ASSISTS- ONE SEASON

- 58 - Mario Lemieux (1987-88)
- 53 - Paul Coffey (1988-89)
- 49 - Mario Lemieux (1988-89)
- 45 - Mario Lemieux (1985-86)
- 40 - Ron Francis (1992-93)
- 39 - Randy Carlyle (1980-81)
- 39 - Mario Lemieux (1992-93)
- 38 - Paul Coffey (1989-90)
- 36 - Paul Coffey (1987-88)
- 36 - Larry Murphy (1992-93)
- 35 - Mario Lemieux (1989-90)
- 35 - Mario Lemieux (1991-92)

SHOTS ON GOAL- ONE SEASON

- 382 - Mario Lemieux (1987-88)
- 342 - Paul Coffey (1988-89)
- 326 - Kevin Stevens (1992-93)
- 325 - Kevin Stevens (1991-92)
- 324 - Paul Coffey (1989-90)
- 319 - Pierre Larouche (1975-76)
- 313 - Mario Lemieux (1988-89)
- 299 - Jean Pronovost (1975-76)
- 299 - Rick Kehoe (1980-81)
- 298 - Jaromir Jagr (1993-94)
- 293 - Andy Bathgate (1967-68)
- 286 - Mario Lemieux (1992-93)

PENGUINS LEADERS BY SEASON

SEASON	GOALS	ASSISTS	POINTS
1967-68	22 - McDonald, Ab	39 - Bathgate, Andy	58 - Bathgate, Andy
1968-69	25 - McCreary, Keith	38 - Burns, Charlie	52 - Schinkel, Ken
1969-70	20 - Prentice, Dean	32 - Briere, Michel	51 - Prentice, Dean
1970-71	21 - McCreary, Keith - Prentice, Dean - Pronovost, Jean	32 - Hextall, Bryan	48 - Hextall, Bryan
1971-72	30 - Polis, Greg - Pronovost, Jean	44 - Apps, Syl	59 - Apps, Syl
1972-73	35 - McDonough, Al	56 - Apps, Syl	85 - Apps, Syl
1973-74	43 - MacDonald, Lowell	61 - Apps, Syl	85 - Apps, Syl
1974-75	43 - Pronovost, Jean	63 - Schock, Ron	86 - Schock, Ron
1975-76	53 - Larouche, Pierre	67 - Apps, Syl	111 - Larouche, Pierre
1976-77	33 - Pronovost, Jean	43 - Apps, Syl	64 - Pronovost, Jean
1977-78	40 - Pronovost, Jean	43 - Malone, Greg	65 - Pronovost, Jean
1978-79	30 - Malone, Greg	42 - Kindrachuk, Orest	65 - Malone, Greg
1979-80	30 - Kehoe, Rick	32 - Malone, Greg	60 - Kehoe, Rick
1980-81	55 - Kehoe, Rick	67 - Carlyle, Randy	88 - Kehoe, Rick
1981-82	36 - Bullard, Mike - Gardner, Paul	64 - Carlyle, Randy	85 - Kehoe, Rick
1982-83	29 - Kehoe, Rick	44 - Malone, Greg	67 - Shedden, Doug
1983-84	51 - Bullard, Mike	41 - Bullard, Mike	92 - Bullard, Mike
1984-85	43 - Lemieux, Mario	57 - Lemieux, Mario	100 - Lemieux, Mario
1985-86	48 - Lemieux, Mario	93 - Lemieux, Mario	141 - Lemieux, Mario
1986-87	54 - Lemieux, Mario	53 - Lemieux, Mario	107 - Lemieux, Mario
1987-88	70 - Lemieux, Mario	98 - Lemieux, Mario	168 - Lemieux, Mario
1988-89	85 - Lemieux, Mario	114 - Lemieux, Mario	199 - Lemieux, Mario
1989-90	45 - Lemieux, Mario	78 - Lemieux, Mario	123 - Lemieux, Mario
1990-91	40 - Recchi, Mark - Stevens, Kevin	73 - Recchi, Mark	113 - Recchi, Mark
1991-92	54 - Stevens, Kevin	87 - Lemieux, Mario	131 - Lemieux, Mario
1992-93	69 - Lemieux, Mario	91 - Lemieux, Mario	160 - Lemieux, Mario
1993-94	41 - Stevens, Kevin	67 - Jagr, Jaromir	99 - Jagr, Jaromir
SEASON	GAME-WINNING GOALS	POWER PLAY GOALS	SHORT-HANDED GOALS
1967-68	4 - Bathgate, Andy	6 - McDonald, Ab	1 - McDonald, Ab - Ingarfield, Earl
1968-69	4 - McCreary, Keith	8 - McCreary, Keith - Schinkel, Ken	2 - Pronovost, Jean - Woytowich, Bob
1969-70	5 - Schinkel, Ken	12 - Prentice, Dean	1 - Fonteyne, Val - Schock, Ron
1970-71	3 - Bathgate, Andy - McCreary, Keith	7 - Bathgate, Andy - Prentice, Dean	2 - Schock, Ron
1971-72	5 - Hextall, Bryan	8 - Polis, Greg	3 - Schock, Ron
1972-73	5 - Pronovost, Jean	8 - Polis, Greg - Shack, Eddie	3 - Schock, Ron
1973-74	4 - McDonough, Al	9 - MacDonald, Lowell	4 - Apps, Syl
1974-75	9 - Pronovost, Jean	11 - Pronovost, Jean	4 - Hadfield, Vic
1975-76	4 - Apps, Syl - Kelly, Bob	18 - Larouche, Pierre	2 - Morrison, Lew - Pronovost, Jean
1976-77	6 - Larouche, Pierre	8 - Larouche, Pierre	2 - Apps, Syl
1977-78	5 - Pronovost, Jean	12 - Pronovost, Jean	2 - Mahovlich, Pete - Pronovost, Jean
1978-79	7 - Lee, Peter	10 - Lee, Peter	3 - Ferguson, George
1979-80	5 - Marshall, Paul	7 - Kehoe, Rick	3 - Ferguson, George
1980-81	5 - Kehoe, Rick - Schutt, Rod	20 - Kehoe, Rick	3 - Ferguson, George
1981-82	5 - Bullard, Mike	21 - Gardner, Paul	3 - Ferguson, George
1982-83	4 - Boutette, Pat	20 - Gardner, Paul	1 - Boutette, Pat - Carlyle, Randy - Shedden, Doug
1983-84	3 - Kehoe, Rick	15 - Bullard, Mike	2 - McClelland, Kevin
1984-85	3 - Babych, Wayne - Bullard, Mike - Shedden, Doug - Young, Warren	14 - Bullard, Mike	2 - Lamoreux, Mitch
1985-86	7 - Ruskowski, Terry	17 - Shedden, Doug	3 - Hannan, Dave
1986-87	5 - Cunneynworth, Randy	19 - Lemieux, Mario	3 - Quinn, Dan
1987-88	7 - Lemieux, Mario	22 - Lemieux, Mario	10 - Lemieux, Mario
1988-89	8 - Lemieux, Mario	31 - Lemieux, Mario	13 - Lemieux, Mario
1989-90	4 - Cullen, John - Lemieux, Mario - Recchi, Mark	14 - Lemieux, Mario	3 - Lemieux, Mario
1990-91	9 - Recchi, Mark	18 - Stevens, Kevin	4 - Bourque, Phil
1991-92	5 - Lemieux, Mario	19 - Stevens, Kevin	4 - Lemieux, Mario
1992-93	10 - Lemieux, Mario	26 - Stevens, Kevin	6 - Lemieux, Mario
1993-94	9 - Mullen, Joe	21 - Stevens, Kevin	2 - McEachern, Shawn - Mullen, Joe

PENGUINS LEADERS BY SEASONS

SEASON	PENALTY MINUTES	SHOTS	PLUS/MINUS
1967-68	74 - Boivin, Leo	293 - Bathgate, Andy	-2 - Andrea, Paul
1968-69	81 - McCallum, Dunc	226 - Schinkel, Ken	0 - Ubrico, Gene
1969-70	189 - Watson, Bryan	225 - Schinkel, Ken	-1 - Watson, Bryan
1970-71	133 - Hextall, Bryan	225 - Pronovost, Jean	+10 - Boyer, Wally
1971-72	212 - Watson, Bryan	214 - Pronovost, Jean	+18 - Apps, Syl
1972-73	179 - Watson, Bryan	284 - McDonough, Al	+37 - MacDonald, Lowell
1973-74	138 - Durbano, Steve	260 - MacDonald, Lowell	+21 - Apps, Syl
1974-75	172 - Campbell, Colin	275 - Pronovost, Jean	+29 - Wilkins, Barry
1975-76	161 - Durbano, Steve	319 - Larouche, Pierre	+27 - Burrows, Dave
1976-77	115 - Kelly, Bob	250 - Kehoe, Rick	+13 - Kelly, Bob
1977-78	378 - Schultz, Dave	219 - Pronovost, Jean	+4 - Mahovlich, Pete
1978-79	157 - Schultz, Dave	219 - Lee, Peter	+21 - Stackhouse, Ron
1979-80	166 - Clackson, Kim	239 - Kehoe, Rick	+16 - Stackhouse, Ron
1980-81	204 - Baxter, Paul	299 - Kehoe, Rick	+4 - Johnson, Mark
1981-82	409 - Baxter, Paul	249 - Kehoe, Rick	+9 - Sheppard, Greg
1982-83	238 - Baxter, Paul	203 - Kehoe, Rick	-9 - Lee, Peter
1983-84	297 - Rissling, Gary	214 - Flockhart, Ron	+3 - Maxwell, Bryan
1984-85	209 - Rissling, Gary	209 - Lemieux, Mario	-6 - Rissling, Gary
1985-86	174 - Frawley, Dan	276 - Lemieux, Mario	+15 - Blaisdell, Mike
1986-87	218 - Frawley, Dan	267 - Lemieux, Mario	+14 - Cunneynworth, Randy
1987-88	206 - Buskas, Rod	382 - Lemieux, Mario	+23 - Lemieux, Mario
1988-89	285 - Caulfield, Jay	342 - Coffey, Paul	+41 - Lemieux, Mario
1989-90	171 - Stevens, Kevin	324 - Coffey, Paul	+11 - Hillier, Randy
1990-91	211 - Samuelsson, Ulf	253 - Stevens, Kevin	+17 - Roberts, Gord
1991-92	252 - Stevens, Kevin	325 - Stevens, Kevin	+33 - Murphy, Larry
1992-93	252 - Tocchet, Rick	326 - Stevens, Kevin	+55 - Lemieux, Mario
1993-94	199 - Samuelsson, Ulf	298 - Jagr, Jaromir	+24 - Straka, Martin

SEASON	GOALS AGAINST AVERAGE	SHUTOUTS	WINS
1967-68	2.86 - Bassen, Hank	6 - Binkley, Les	20 - Binkley, Les
1968-69	3.20 - Daley, Joe	2 - Daley, Joe	10 - Binkley, Les
1969-70	3.03 - Smith, Al	3 - Binkley, Les	- Daley, Joe
1970-71	2.86 - Binkley, Les	2 - Binkley, Les	15 - Smith, Al
1971-72	3.22 - Rutherford, Jim	- Smith, Al	11 - Binkley, Les
1972-73	2.91 - Rutherford, Jim	1 - Rutherford, Jim	17 - Rutherford, Jim
1973-74	3.44 - Rutherford, Jim	3 - Rutherford, Jim	20 - Rutherford, Jim
1974-75	3.09 - Inness, Gary	1 - Brown, Andy	13 - Brown, Andy
1975-76	3.45 - Plasse, Michel	2 - Inness, Gary	24 - Inness, Gary
1976-77	2.94 - Herron, Denis	2 - Plasse, Michel	24 - Plasse, Michel
1977-78	3.57 - Herron, Denis	5 - Wilson, Dunc	18 - Wilson, Dunc
1978-79	3.37 - Herron, Denis	None	20 - Herron, Denis
	- Millen, Greg	2 - Millen, Greg	22 - Herron, Denis
1979-80	3.64 - Millen, Greg	2 - Millen, Greg	18 - Millen, Greg
1980-81	4.16 - Millen, Greg	None	25 - Millen, Greg
1981-82	3.79 - Dion, Michel	1 - Edwards, Gary	25 - Dion, Michel
1982-83	4.26 - Dion, Michel	1 - Herron, Denis	12 - Dion, Michel
1983-84	4.08 - Herron, Denis	1 - Herron, Denis	8 - Herron, Denis
		- Romano, Roberto	
1984-85	4.42 - Romano, Roberto	1 - Herron, Denis	10 - Herron, Denis
		- Romano, Roberto	
1985-86	3.56 - Romano, Roberto	2 - Romano, Roberto	21 - Romano, Roberto
1986-87	3.43 - Meloche, Gilles	None	13 - Meloche, Gilles
1987-88	3.35 - Guenette, Steve	1 - Guenette, Steve	12 - Guenette, Steve
		- Pietrangelo, Frank	
1988-89	4.04 - Barrasso, Tom	None	18 - Barrasso, Tom
1989-90	4.17 - Young, Wendell	1 - Young, Wendell	16 - Young, Wendell
1990-91	3.59 - Barrasso, Tom	1 - Barrasso, Tom	27 - Barrasso, Tom
1991-92	3.53 - Barrasso, Tom	1 - Barrasso, Tom	25 - Barrasso, Tom
1992-93	3.01 - Barrasso, Tom	4 - Barrasso, Tom	43 - Barrasso, Tom
1993-94	3.36 - Barrasso, Tom	2 - Barrasso, Tom	22 - Barrasso, Tom

PENGUINS TEAM RECORDS, 1967-94

SEASON RECORDS

(All records were set in 80 games or less except where noted.)

POINTS

Most Overall:	119 (1992-93)	(84 games)
Most Home:	89 (1974-75)	
Most Road:	66 (1992-93)	(84 games)
	60 (1974-75)	
	49 (1992-93)	(84 games)
	39 (1991-92)	
Fewest Overall:	38 (1983-94)	
Fewest Home:	18 (1983-84)	
Fewest Road:	13 (1982-83)	

WINS

Most Overall:	56 (1992-93)	(84 games)
	41 (1990-91)	
Most Home:	31 (1992-93)	(84 games)
	25 (1974-75) & 1990-91)	
Most Road:	23 (1992-93)	(84 games)
	18 (1991-92)	
Fewest Overall:	16 (1983-84)	
Fewest Home:	7 (1983-84)	
Fewest Road:	3 (1970-71)	

LOSSES

Most Overall:	58 (1983-84)	
Most Home:	29 (1983-84)	
Most Road:	31 (1982-83)	
Fewest Overall:	21 (1992-93)	(84 games)
Fewest Home:	5 (1974-75)	
Fewest Road:	15 (1992-93)	(84 games)

TIES

Most Overall:	20 (1970-71)	
Most Home:	10 (1967-68 & 1974-75)	
Most Road:	11 (1970-71)	
Fewest Overall:	6 (1990-91)	
Fewest Home:	3 (1980-81, 1988-89, 1989-90 & 1990-91)	
Fewest Road:	3 (Six times-last time- 1992-93)	

GOALS:

Most For Overall:	367 (1992-93)	(84 games)
	347 (1988-89)	
Most For Home:	198 (1992-93)	(84 games)
	196 (1975-76)	
Most For Road:	162 (1988-89)	
Most Against Overall:	394 (1982-83)	
Most Against Home:	182 (1983-84)	
Most Against Road:	224 (1982-83)	
Fewest For Overall:	182 (1969-70)	
Fewest for Home:	99 (1968-69)	
Fewest For Road:	77 (1969-70)	
Fewest Against Overall:	216 (1967-68)	
Fewest Against Home:	92 (1970-71)	
Fewest Against Road:	115 (1967-68)	

ASSISTS

Most For:	633 (1992-93)	(84 games)
	596 (1991-92)	
Most Against:	665 (1982-83)	
Fewest For:	294 (1969-70)	
Fewest Against:	338 (1967-68)	

POINTS:

Most For:	1,000 (1992-93)	(84 games)
	939 (1991-92)	
Most Against:	1,049 (1982-83)	
Fewest For:	476 (1969-70)	
Fewest Against:	554 (1967-68)	

PENALTIES

Most For:	897 (1988-89)
Most Against:	906 (1988-89)
Fewest For:	248 (1967-68)
Fewest Against:	330 (1967-68)

PENALTIES MINUTES

Most For:	2,670 (1988-89)
Most Against:	2,702 (1988-89)
Fewest For:	554 (1967-68)
Fewest Against:	750 (1967-68)

MINORS

Most For:	773 (1987-88)
Most Against:	752 (1987-88)
Fewest For:	237 (1967-68)
Fewest Against:	315 (1967-68)

MAJORS

Most For:	118 (1988-89)
Most Against:	114 (1988-89)
Fewest For:	1 (1967-68)
Fewest Against:	6 (1967-68)

MISCONDUCTS

Most For:	69 (1981-82)
Most Against:	87 (1981-82)
Fewest For:	1 (1968-69)
Fewest Against:	7 (1976-77)

SHOTS ON GOAL

Most For:	2,761 (1974-75)
Most Against:	2,908 (1983-84)
Fewest For:	2,231 (1968-69)
Fewest Against:	2,168 (1987-88)

POWER PLAY GOALS

Most For:	119 (1988-89)
Most Against:	120 (1987-88)
Fewest For:	37 (1967-68)
Fewest Against:	31 (1967-68)

POWER PLAY CHANCES

Most For:	500 (1987-88)
Most Against:	507 (1987-88)
Fewest For:	262 (1977-78 & 1979-80)
Fewest Against:	193 (1967-68)

POWER PLAY PERCENTAGE

Highest For:	24.7 (1981-82)
Highest Against:	27.4 (1982-83)
Lowest For:	13.6 (1967-68)
Lowest Against:	16.1 (1967-68)

SHORT-HANDED GOALS

Most For:	21 (1988-89)
Most Against:	22 (1984-85) (NHL Record)

PENGUINS TEAM RECORDS, 1967-94

Fewest For: 2 (1967-68 & 1968-69)
Fewest Against: 4 (1973-74, 1978-79 & 1979-80)

80-OR-MORE POINT PLAYERS

Most For: 6 (1992-93) (1992-93)
Fewest For: 0 (10 times-last time-1982-83)

90-OR-MORE POINT PLAYERS

Most For: 5 (1992-93) (84 games)
Fewest For: 0 (15 times-last time- 1982-83)

100-OR-MORE POINT PLAYERS

Most For: 4 (1992-93) (84 games)
Fewest For: 0 (17 times-last time-
1993-94) (84 games)

20-OR-MORE GOAL PLAYERS

Most For: 9 (1974-75 & 1989-90)
Fewest For: 1 (1968-69)

30-OR-MORE GOAL PLAYERS

Most For: 5 (1975-76 & 1992-93)
Fewest For: 0 (Five times-last time-1982-83)

40-OR-MORE GOAL PLAYERS

Most For: 3 (1991-92 & 1992-93)
Fewest For: 0 (11 times-last time-1982-83)

50-OR-MORE GOAL PLAYERS

Most For: 2 (1975-76 & 1992-93)
Fewest For: 0 (18 times-last time-1993-94)

40-OR-MORE ASSIST PLAYERS

Most For: 7 (1975-76)
Fewest For: 0 (Five times-last time-1979-80)

50-OR-MORE ASSIST PLAYERS

Most For: 6 (1992-93) (84 games)
Fewest For: 0 (11 times-last time-1983-84)

60-OR-MORE ASSIST PLAYERS

Most For: 5 (1992-93 (84 games)
Fewest For: 0 (14 times-last time-1986-87)

100-OR-MORE PENALTY MINUTE PLAYERS

Most For: 15 (1988-89)
Fewest For: 0 (1967-68 & 1968-69)

200-OR-MORE PENALTY MINUTE PLAYERS

Most For: 3 (1981-82)
Fewest For: 0 (14 times-last time-1993-94)

GAME RECORDS

GOALS

Most For, Home:
12 vs Washington (March 15, 1975)
12 vs Toronto (December 26, 1991)
Most For, Road:
10 at NY Rangers (April 9, 1993)
Most Against, Home:
11 vs NY Rangers (November 25, 1992)
Most Against, Road:
13 at Philadelphia (March 22, 1984)

Most For, Two Consecutive Games:
18 (March 15 to March 16, 1975)
18 (December 23 to December 26, 1991)
18 (December 26 to December 28, 1991)

Most Against, Two Consecutive Games:
19 (March 22 to March 24, 1984)
Most For, Both Teams, Home:
17 vs Edmonton (February 19, 1983)
(Edmonton 10, Pittsburgh 7)
Most For, Both Teams, Road:
17 at Philadelphia (March 22, 1984)
(Philadelphia 13, Pittsburgh 4)

LARGEST MARGIN OF VICTORY

Home:
11 (12-1 vs Washington - March 15, 1975)
11 (12-1 vs Toronto - December 26, 1991)
Road:
8 (8-0 at San Jose - December 5, 1991)

LARGEST MARGIN OF DEFEAT

Home:
8 (9-1 vs Montreal - October 23, 1976)
8 (9-1 vs Buffalo - April 5, 1980)
8 (8-0 vs Washington - Oct. 29, 1991)
8 (11-3 vs NY Rangers - Nov. 25, 1992)
Road:
12 (12-0 at Montreal - February 22, 1979)

ASSISTS

Most For, Home:
20 vs Washington (March 15, 1975)
20 vs Toronto (December 26, 1991)
Most For, Road:
17 at NY Rangers (December 3, 1990)
Most Against, Home:
19 vs NY Rangers (November 25, 1992)
Most Against, Road:
22 at Philadelphia (March 22, 1984)
Most For, Both Teams, Home:
28 vs Edmonton (February 19, 1983)
28 vs NY Islanders (February 6, 1990)
Most for, Both Teams, Road:
29 at Hartford (December 26, 1980)

POINTS

Most For, Home:
32 vs Washington (March 15, 1975)
32 vs Toronto (December 26, 1991)
Most For, Road:
25 at NY Rangers (December 3, 1990)
Most Against, Home:
30 vs NY Rangers (November 25, 1992)
Most Against, Road:
35 at Philadelphia (March 22, 1984)
Most For, Both Teams, Home:
45 vs Edmonton (February 19, 1983)
Most For, Both Teams, Road:
45 at Hartford (December 26, 1980)
45 at Philadelphia (March 22, 1984)

POWER PLAY GOALS

Most For, Home:
6 vs Toronto (December 12, 1986)

PENGUINS TEAM RECORDS, 1967-94

Most For, Road:

- 5 at San Jose (Dec. 5, 1991)
- 5 at NY Islanders (Dec. 23, 1991)
- 5 at San Jose (Dec. 5, 1992)

Most Against, Home:

- 5 vs New Jersey (October 29, 1986)

Most Against, Road:

- 5 at Buffalo (October 12, 1988)
- 5 at Hartford (February 26, 1989)
- 5 at Boston (October 5, 1989)

Most For, Both Teams:

- 10 vs New Jersey (October 29, 1989)
- (Pittsburgh 5, New Jersey 5)

POWER PLAY CHANCES

Most For:

- 12 vs New Jersey (March 1, 1989)
- 12 vs NY Islanders (February 6, 1990)

Most Against:

- 14 vs Washington (October 11, 1988)

Most For, Both Teams:

- 22 at Washington (January 1, 1988)
- (Pittsburgh 9, Washington 13)
- 22 vs Philadelphia (March 19, 1988)
- (Pittsburgh 10, Philadelphia 12)

SHORT-HANDED GOALS

Most For:

- 2 (12 times-last time-April 9, 1993)

Most Against:

- 3 at Toronto (November 16, 1988)

Most For, Both Teams:

- 4 vs Chicago (December 6, 1989)
- (Pittsburgh 2, Chicago 2)

PENALTIES

Most For, Home:

- 28 vs Edmonton (January 19, 1980)

Most For, Road:

- 32 at NY Rangers (October 30, 1988)

Most Against, Home:

- 24 vs Edmonton (January 19, 1980)
- 24 vs Washington (November 25, 1989)

Most Against, Road:

- 27 at NY Rangers (October 30, 1988)

Most For, Both Teams, Home:

- 52 vs Edmonton (January 19, 1980)

Most For, Both Teams, Road:

- 50 at NY Islanders (October 14, 1982)

PENALTY MINUTES

Most For, Home:

- 144 vs Edmonton (January 19, 1980)

Most For, Road:

- 158 at NY Rangers (October 30, 1988)

Most Against, Home:

- 123 vs Edmonton (January 19, 1980)

Most Against, Road:

- 134 at NY Rangers (October 30, 1988)

Most For, Both Teams, Home:

- 267 vs Edmonton (January 19, 1980)
- (Pittsburgh 144, Edmonton 123)

Most For, Both Teams, Road:

- 292 at NY Rangers (October 30, 1988)
- (Pittsburgh 158, NY Rangers 134)

SHOTS

Most For, Home:

- 65 vs Washington (March 15, 1975)

Most Shots, Road:

- 49 at Toronto (November 20, 1974)
- 49 at Chicago (February 25, 1979)

Most Against, Home:

- 55 vs Montreal (October 23, 1976)

Most Against, Road:

- 62 at Chicago (March 12, 1989)

Fewest For, Home:

- 17 vs Philadelphia (October 23, 1982)
- 17 vs Philadelphia (December 29, 1988)
- 17 vs Calgary (February 12, 1989)
- 17 vs Calgary (March 24, 1990)

Fewest For, Road:

- 11 at Boston (March 27, 1977)

Fewest Against, Home:

- 13 vs Los Angeles (October 22, 1969)

Fewest Against, Road:

- 15 at California (October 17, 1971)

SAVES

Most For, Home:

- 48 vs Philadelphia (October 23, 1982)

Most For, Road:

- 57 at Chicago (March 12, 1989)

Most Against, Home:

- 53 vs Montreal (March 10, 1974)

Most Against, Road:

- 47 at Chicago (February 25, 1979)

Fewest for, Home:

- 11 vs Los Angeles (October 22, 1969)
- 11 vs NY Rangers (December 22, 1979)

Fewest For, Road:

- 11 at Vancouver (November 17, 1987)

Fewest Against, Home:

- 13 vs Philadelphia (October 23, 1982)

Fewest Against, Road:

- 9 at Montreal (October 13, 1984)

PERIOD RECORDS

GOALS

Most For, Home:

- 8 vs San Jose (December 17, 1991)

Most For, Road:

- 6 at San Jose (December 5, 1991)

Most Against, Home:

- 6 (Six times-last time-vs NY Rangers
- November 25, 1992)

Most Against, Road:

- 7 at Philadelphia (March 22, 1984)

Most For, Both Teams, Home:

- 8 (Eight times-last time-vs San Jose
- December 17, 1991)

Most For, Both Teams, Road:

- 8 at Vancouver (March 16, 1974)
- 8 at Hartford (November 30, 1979)
- 8 at Hartford (December 26, 1980)

ASSISTS

Most For, Home:

- 11 vs St. Louis (November 22, 1972)

PENGUINS TEAM RECORDS, 1967-94

Most For, Road:
11 at San Jose (December 5, 1991)
Most Against, Home:
12 vs Quebec (February 16, 1985)
Most Against, Road:
13 at Philadelphia (March 22, 1984)
Most For, Both Teams, Home:
15 vs Vancouver (October 6, 1976)
Most For, Both Teams, Road:
14 at NY Islanders (December 11, 1976)
14 at Hartford (December 26, 1980)

POINTS

Most For, Home:
18 vs St. Louis (November 22, 1972)
Most For, Road:
17 at San Jose (December 5, 1991)
Most Against, Home:
18 vs Quebec (February 16, 1985)
Most Against, Road:
20 at Philadelphia (March 22, 1984)
Most For, Both Teams, Home:
23 vs Vancouver (October 6, 1976)
Most For, Both Teams, Road:
21 at Vancouver (March 16, 1974)
21 at NY Islanders (December 11, 1976)

PENALTIES

Most For, Home:
24 vs Edmonton (January 19, 1980)
Most For, Road:
32 at NY Rangers (October 30, 1988)
Most Against, Home:
22 vs New Jersey (March 25, 1989)
Most Against, Road:
33 at Philadelphia (December 8, 1988)
Most For, Both Teams, Home:
43 vs Edmonton (January 19, 1980)
Most For, Both Teams, Road:
64 at Philadelphia (December 8, 1988)

PENALTY MINUTES

Most For, Home:
133 vs Edmonton (January 19, 1980)
Most For, Road:
146 at NY Rangers (October 30, 1988)
Most Against, Home:
110 vs Edmonton (January 19, 1980)
Most Against, Road:
141 at Philadelphia (December 8, 1988)
Most For, Both Teams, Home:
243 vs Edmonton (January 19, 1980)
Most For, Both Teams, Road:
272 at NY Rangers (October 30, 1988)
114 Mario Lemieux (1988-89)

SHOTS

Most For, Home:
27 vs Washington (March 15, 1975)
Most For, Road:
25 at San Jose (March 6, 1992)
Most Against, Home:
25 vs Vancouver (January 7, 1989)
Most Against, Road:
28 at NY Islanders (December 5, 1978)
Fewest For, Home:
1 vs NY Rangers (December 19, 1987)

Fewest For, Road:
1 (Six times-last time-at New Jersey
January 2, 1992)
Fewest Against, Home:
1 vs NY Rangers (November 24, 1979)
1 vs Calgary (March 7, 1982)
1 vs Washington (November 11, 1987)
Fewest Against, Road:
1 at Washington (January 6, 1977)

SAVES

Most For, Home:
23 vs Vancouver (January 7, 1989)
Most For, Road:
25 at NY Islanders (December 5, 1978)
Most Against, Home:
24 vs Hartford (February 19, 1981)
Most Against, Road:
22 at Minnesota (March 23, 1974)
Fewest For, Home:
0 vs Boston (March 14, 1989)
Fewest For, Road:
1 (Five times-last time- at St. Louis
December 12, 1987)
Fewest Against, Home:
1 (Five times-last time-vs
March 12, 1994)
Fewest Against, Road:
0 at Boston (December 15, 1968)

INDIVIDUAL RECORDS SEASON

MOST GOALS

Overall:
85 Mario Lemieux (1988-89)
Center:
85 Mario Lemieux (1988-89)
Right Wing:
55 Rick Kehoe (1980-81)
Left Wing:
55 Kevin Stevens (1992-93) (84 games)
54 Kevin Stevens (1991-92)
Defenseman:
30 Paul Coffey (1988-89)
Rookie:
43 Mario Lemieux (1984-85)
Rookie Defenseman:
12 Zarley Zalapski (1988-89)

MOST ASSISTS

Overall:
114 Mario Lemieux (1988-89)
Center:
114 Mario Lemieux (1988-89)
Right Wing:
73 Mark Recchi (1990-91)
Left Wing:
69 Kevin Stevens (1991-92)
Defenseman:
83 Paul Coffey (1988-89)
Rookie:
57 Mario Lemieux (1984-85)
Rookie Defenseman:
33 Zarley Zalapski (1988-89)

PENGUINS TEAM RECORDS, 1967-94

Goaltender:

- 8 Tom Barrasso (1992-93) (84 games)
- 5 Tom Barrasso (1988-89)
- 5 Tom Barrasso (1990-91)

MOST POINTS

- Overall:
 - 199 Mario Lemieux (1988-89)
- Center:
 - 199 Mario Lemieux (1988-89)
- Right Wing:
 - 115 Rob Brown (1988-89)
- Left Wing:
 - 123 Kevin Stevens (1991-92)
- Defenseman:
 - 113 Paul Coffey (1988-89)
- Rookie:
 - 100 Mario Lemieux (1984-85)
- Rookie Defenseman:
 - 45 Zarley Zalapski (1988-89)

MOST PENALTY MINUTES

- Overall:
 - 409 Paul Baxter (1981-82)
- Center:
 - 157 Dave Hannan (1988-89)
- Right Wing:
 - 285 Jay Caufield (1988-89)
- Left Wing:
 - 378 Dave Schultz (1977-78)
- Defense:
 - 409 Paul Baxter (1981-82)
- Rookie:
 - 285 Jay Caufield (1988-89)
- Goalie:
 - 60 Andy Brown (1973-74)

MOST SHOTS

- Overall:
 - 382 Mario Lemieux (1987-88)
- Center:
 - 382 Mario Lemieux (1987-88)
- Right Wing:
 - 299 Jean Pronovost (1975-76)
 - 299 Rick Kehoe (1980-81)
- Left Wing:
 - 326 Kevin Stevens (1992-93) (84 games)
 - 325 Kevin Stevens (1991-92)
- Defenseman:
 - 342 Paul Coffey (1988-89)
- Rookie:
 - 209 Mario Lemieux (1984-85)

MOST POWER PLAY GOALS

- Overall:
 - 31 Mario Lemieux (1988-89)
- Center:
 - 31 Mario Lemieux (1988-89)
- Right Wing:
 - 24 Rob Brown (1988-89)
- Left Wing:
 - 26 Kevin Stevens (1992-93) (84 games)
 - 19 Kevin Stevens (1991-92)
- Defense:
 - 13 Doug Bodger (1987-88)
- Rookie:
 - 13 Rob Brown (1987-88)

Rookie Defenseman:

- 5 Zarley Zalapski (1988-89)

MOST POWER PLAY ASSISTS

- Overall:
 - 58 Mario Lemieux (1987-88)
- Center:
 - 58 Mario Lemieux (1987-88)
- Right Wing:
 - 33 Rick Kehoe (1981-82)
- Left Wing:
 - 27 Pat Boutette (1981-82)
- Defenseman:
 - 53 Paul Coffey (1988-89)
- Rookie:
 - 23 Zarley Zalapski (1988-89)
- Rookie Defenseman:
 - 23 Zarley Zalapski (1988-89)

MOST POWER PLAY POINTS:

- Overall:
 - 80 Mario Lemieux (1987-88 & 1988-89)
- Center:
 - 80 Mario Lemieux (1987-88 & 1988-1989)
- Right Wing:
 - 50 Rick Kehoe (1981-82)
- Left Wing:
 - 44 Kevin Stevens (1992-93) (84 games)
 - 43 Kevin Stevens (1991-92)
- Defenseman:
 - 64 Paul Coffey (1988-89)
- Rookie:
 - 33 Mario Lemieux (1984-85)
- Rookie Defenseman:
 - 28 Zarley Zalapski (1988-89)

MOST SHORT-HANDED GOALS

- Overall:
 - 13 Mario Lemieux (1988-89)
- Center:
 - 13 Mario Lemieux (1988-89)
- Right Wing:
 - 4 Jean Pronovost (1973-74)
 - 4 Rick Tocchet (1992-93) (84 games)
- Left Wing:
 - 4 Vic Hadfield (1974-75)
 - 4 Phil Bourque (1990-91)
- Defenseman:
 - 2 Bob Woytowich (1968-69)
 - 2 Moe Mantha (1985-86)
 - 2 Paul Coffey (1987-88)
 - 2 Grant Jennings (1991-92)
 - 2 Larry Murphy (1991-92)
 - 2 Larry Murphy (1992-93) (84 games)
- Rookie:
 - 2 Jean Pronovost (1968-69)
 - 2 Mitch Lamoureaux (1984-85)
 - 2 Randy Cunneynworth (1985-86)
 - 2 Mark Recchi (1989-90)

PENGUINS TEAM RECORDS, 1967-94

MOST CONSECUTIVE GAMES WITH A

Goal:
12 Mario Lemieux (18 goals)
(October 6-November 1, 1992)

Assist:
14 Mario Lemieux (23 assists)
(January 15-February 16, 1986)

Point:
46 Mario Lemieux (39+64=103)
(October 31, 1989-February 14, 1990)

Goal, By Rookie:
7 Mike Bullard (Eight goals)
(January 23-February 6, 1982)

Assist, By Rookie:
6 Mario Lemieux (Nine assists)
(October 27-November 8, 1984)
6 Mario Lemieux (Nine assists)
(December 7-21, 1984)

Point, By Rookie:
11 Mike Bullard (3+10=13)
(December 12, 1981-January 3, 1982)

SINGLE GAME HIGHS FOR

Most Goals:
5 Mario Lemieux
(December 31, 1988 vs New Jersey)
5 Mario Lemieux
(April 9, 1993 at NY Rangers)

Most Assists:
6 Ron Stackhouse
(March 8, 1975 vs Philadelphia)
6 Greg Malone
(November 28, 1979 vs Quebec)
6 Mario Lemieux
(October 15, 1988 vs St. Louis)
6 Mario Lemieux
(December 5, 1992 at San Jose)

Most Points:
8 Mario Lemieux (2+6)
(October 15, 1988 vs St. Louis)
8 Mario Lemieux (5+3)
(December 31, 1988 vs New Jersey)

Most Shots:
14 Ron Stackhouse
(April 3, 1976 vs Washington)

Most Penalties:
9 Russ Anderson
(January 19, 1980 vs Edmonton)

Most Penalty Minutes:
51 Russ Anderson
(January 19, 1980 vs Edmonton)

SINGLE PERIOD HIGHS FOR

Most Goals:
3 Ten times - last time - Mario Lemieux
(April 9, 1993 at NY Rangers)

Most Assists:
4 Syl Apps
(March 24, 1971 vs Detroit)
4 Ron Stackhouse
(March 8, 1975 vs Philadelphia)
4 Paul Coffey
(February 6, 1990 vs NY Islanders)

Most Points:
4 12 times - last time - Mario Lemieux
(March 25, 1993 vs New Jersey) (1+3)

Most Shots:
7 Four times - last time - Jaromir Jagr
(November 7, 1992 at Toronto)

Most Penalties:
8 Russ Anderson
(January 19, 1980 vs Edmonton)
46 Russ Anderson
(January 19, 1980 vs Edmonton)

SINGLE MONTH HIGHS FOR

Most Goals:
18 Mario Lemieux, March 1993

Most Assists:
25 Mario Lemieux, March 1988

Most Points:
38 Mario Lemieux, October 1988
(11 games) (16+22)

GOALTENDER RECORDS

MOST GOALS

All-Time:
290 Denis Herron

One Season:
63 Greg Millen (1980-81)
63 Tom Barrasso (1992-93) (84 games)

One Season, Home:
34 Greg Millen (1980-81)
34 Michel Dion (1981-82)

One Season, Road:
31 Denis Herron (1978-79)

MOST WINS

All-Time:
142 Tom Barrasso

One Season:
43 Tom Barrasso (1992-93) (84 games)

One Season, Home:
24 Tom Barrasso (1992-93) (84 games)

One Season, Road:
19 Tom Barrasso (1992-93) (84 games)

MOST MINUTES PLAYED

All-Time:
16,104 Denis Herron

One Season:
3,721 Greg Millen (1980-81)

One Season, Home:
2,040 Greg Millen (1980-81)

One Season, Road:
1,787 Tom Barrasso (1992-93) (84 games)

LOWEST GOALS AGAINST AVERAGE

All-Time:
2.86 Hank Bassen

One Season:
2.86 Hank Bassen (1967-68)
2.86 Les Binkley (1970-71)

One Season, Home:
2.02 Al Smith (1970-71)

One Season, Road:
2.81 Dunc Wilson (1976-77)

PENGUINS TEAM RECORDS, 1967-94

MOST SHUTOUTS

All-Time:

11 Les Binkley

One Season:

6 Les Binkley (1967-68)

One Season, Home:

3 Les Binkley (1967-68)

One Season, Road:

3 Les Binkley (1967-68)

HIGHEST WINNING PERCENTAGE

All-Time:

.590 Tom Barrasso (142-94-32)

One Season:

.734 Tom Barrasso (1992-93) (84 games)
(43-14-5)

MOST SAVES:

All-Time:

8,072 Denis Herron

One Season:

1,920 Denis Herron (1977-78)

One Season, Home:

938 Denis Herron (1977-78)

One Season, Road:

982 Denis Herron (1977-78)

All-Time, Per Game:

30.6 Joe Daley

One Season, Per Game:

32.6 Denis Herron (1977-78)

One Season, Per Game, Home:

31.2 Joe Daley (1968-69)

One Season, Per Game, Road:

35.8 Denis Herron (1977-78)

HIGHEST SAVE PERCENTAGE

All-Time:

.908 Hank Bassen

One Season:

.912 Jim Rutherford (1972-73)

MOST GOALS AGAINST

All-Time:

1,040 Denis Herron

One Season:

258 Greg Millen (1980-81)

One Season, Home:

128 Greg Millen (1980-81)

One Season, Road:

130 Greg Millen (1980-81)

MOST LOSSES

All-Time:

133 Denis Herron

One Season:

31 Les Binkley (1968-69)

One Season, Home:

17 Les Binkley (1968-69)

One Season, Road:

17 Les Binkley (1967-68)

17 Michel Dion (1981-82)

MOST TIES

All-Time:

44 Denis Herron

One Season:

15 Denis Herron (1977-78)

One Season, Home:

9 Les Binkley (1967-68)

One Season, Road:

7 Denis Herron (1977-78 & 1978-79)

7 Greg Millen (1980-81)

LONGEST CONSECUTIVE STREAKS:

Games Played:

26 Greg Millen
(Feb. 7 to Apr. 4, 1981) (11-10-5)

22 Les Binkley
(Jan. 12 to Mar. 12, 1967) (7-10-5)

20 Denis Herron
(Jan. 29 to Mar. 14, 1978) (6-7-7)

Wins:

14 Tom Barrasso (March 9 to April 9, 1993)

13 Jim Rutherford (Feb. 16 to Nov. 22, 1972)

Wins, Road:

6 Tom Barrasso (March 14 to April 9, 1993)

Unbeaten:

15 Tom Barrasso (March 9 to April 14, 1993)
(14-0-1)

Unbeaten, Home:

18 Michel Plasse (Jan. 11 to Dec. 31, 1975)
(14-0-4)

Unbeaten, Road:

7 Denis Herron (March 13-27, 1979)
(5-0-2)

Losses:

9 Michel Dion (Dec. 20, 1983 to Mar. 1, 1984)
(Dec. 20, 1983 to Mar. 1, 1984)

Losses, Home:

5 Denis Herron (Oct. 18 to Nov. 16, 1983)

5 Michel Dion (Apr. 3 to Oct. 22, 1982)

Losses, Road:

10 Joe Daley
(Nov. 13, 1968 to Mar. 20, 1969)

10 Denis Herron
(Dec. 22, 1984 to Mar. 30, 1985)

Winless:

15 Al Smith
(Jan. 28 to Apr. 1, 1971) (0-10-5)

Winless, Home:

9 Les Binkley
(Nov. 6 to Dec. 21, 1968) (0-8-1)

Winless, Road:

26 Al Smith
(Mar. 5, 1970 to Apr. 1, 1971) (0-18-8)

LONGEST SHUTOUT SEQUENCE:

Individual:

132:24 Jim Rutherford
(Feb. 22 to Feb. 25, 1973)

118:18 Tom Barrasso
(Feb. 8 to Feb. 13, 1993)

Team:

187:30 Ken Wregget and Tom Barrasso
(Jan. 31 to Feb. 13, 1993)

134:17 Dunc Wilson and Denis Herron
(Mar. 8 to Mar. 12, 1971)

Against:

183:15 (Jan. 31 to Feb. 9, 1980)

170:29 (Oct. 31 to Nov. 7, 1973)

PENGUINS SERIES RECORDS - CAREER RECORDS

SERIES RECORDS

Most Goals in Three or Four Game Series:

Pittsburgh	7	-Joe Mullen vs Toronto, 1991-92
Opponent	7	-Mike Foligno (Detroit), 1979-80 -Wayne Gretzky (Edmonton), 1979-80 -Darryl Sittler (Toronto), 1979-80

Most Goals in Five or More Game Series:

Pittsburgh	12	-Mario Lemieux vs New Jersey, 1988-89
Opponent	10	-Guy Lafleur (Montreal), 1974-75

Most Assists in Three or Four Game Series:

Pittsburgh	9	-Mario Lemieux vs Chicago, 1988-89
Opponent	9	-Bobby Clarke (Philadelphia), 1977-78

Most Assists in Five or More Game Series:

Pittsburgh	14	-Paul Coffey vs NY Islanders, 1988-89
Opponent	15	-Guy Lafleur (Montreal), 1975-76

Most Points in Three or Four Game Series:

Pittsburgh	15	-Mario Lemieux vs Chicago, 1988-89
Opponent	12	-Wayne Gretzky (Edmonton), 1979-80

Most Points in Five or More Game Series:

Pittsburgh	20	-Mario Lemieux vs New Jersey, 1988-89
Opponent	21	-Guy Lafleur (Montreal), 1975-76

MOST PENGUINS GAME-WINNING GOALS

SEASON		CAREER	
Mario Lemieux	10 - 1992-93	Mario Lemieux	50
Joe Mullen	9 - 1993-94	Jean Pronovost	42
Jaromir Jagr	9 - 1992-93	Rick Kehoe	26
Mark Recchi	9 - 1990-91	Kevin Stevens	23
Jean Pronovost	9 - 1974-75	Jaromir Jagr	23
Mario Lemieux	8 - 1988-89	Syl Apps	20
Mario Lemieux	7 - 1987-88	Joe Mullen	18
Terry Ruskowski	7 - 1985-86	Peter Lee	18
Peter Lee	7 - 1978-79	Ron Schock	17
Jaromir Jagr	6 - 1993-94	Mark Recchi	17
Martin Straka	6 - 1993-94	Mike Bullard	15
Shawn McEachern	6 - 1992-93	Dan Quinn	14
Kevin Stevens	6 - 1990-91	Ken Schinkel	14
Rob Brown	6 - 1988-89	Randy Cunneynworth	14
Randy Cunneynworth	6 - 1987-88		
Pierre Larouche	6 - 1976-77		
Syl Apps	6 - 1974-75		

MOST PENGUINS OVERTIME GOALS

CAREER	
Mario Lemieux	7
Jaromir Jagr	3
Kevin Stevens	3
Randy Hillier	2

MOST PENGUINS SHORT-HANDED GOALS

CAREER	
Mario Lemieux	37
Ron Schock	14
Jean Pronovost	14
George Ferguson	12
Syl Apps	11

MOST PENGUINS POWER PLAY GOALS

CAREER	
Mario Lemieux	155
Kevin Stevens	102
Rick Kehoe	95
Jean Pronovost	70
Paul Gardner	59
Mike Bullard	59
Dan Quinn	52
Rob Brown	51

MOST PENGUINS SHOTS ON GOAL

CAREER	
Mario Lemieux	2,389
Jean Pronovost	2,310
Rick Kehoe	2,165
Kevin Stevens	1,441
Ron Stackhouse	1,342
Paul Coffey	1,306
Ron Schock	1,227
Syl Apps	1,168

PENGUINS SPECIAL TEAMS HISTORY

YEAR	Power Play PPG-ADV	PCT.	NHL RANK	Short-Handed PPGA-ADV	PCT.	NHL RANK
1967-68	37 - 273	13.6	11th	31 - 193	83.9	6th
1968-69	50 - 303	16.5	7th	38 - 231	83.5	5th
1969-70	53 - 315	16.8	9th	66 - 282	76.6	12th
1970-71	56 - 318	17.6	9th	48 - 276	82.6	8th
1971-72	46 - 286	16.1	11th	55 - 246	77.6	10th
1972-73	52 - 301	17.3	9th	49 - 264	81.4	8th
1973-74	47 - 276	17.0	11th	47 - 245	80.8	8th
1974-75	64 - 323	19.8	9th	63 - 324	80.6	8th
1975-76	75 - 307	24.4	6th	68 - 292	76.7	11th
1976-77	46 - 263	17.5	14th	47 - 209	77.5	15th
1977-78	53 - 261	20.3	11th	61 - 251	75.9	13th
1978-79	56 - 261	21.5	12th	57 - 250	77.2	11th
1979-80	52 - 262	19.9	14th	64 - 247	74.1	18th
1980-81	92 - 400	23.0	11th	99 - 370	73.2	21st
1981-82	99 - 404	24.5	7th	92 - 399	76.9	11th
1982-83	81 - 360	22.5	9th	110 - 396	72.2	21st
1983-84	70 - 340	20.6	16th	86 - 357	75.9	15th
1984-85	62 - 363	17.1	21st	74 - 311	76.2	14th
1985-86	93 - 425	21.9	12th	78 - 341	77.1	15th
1986-87	74 - 374	19.5	14th	72 - 319	77.4	15th
1987-88	110 - 500	22.0	6th	120 - 507	76.3	20th
1988-89	119 - 491	24.2	3rd	111 - 482	77.0	16th
1989-90	86 - 403	21.3	10th	94 - 372	74.7	20th
1990-91	89 - 388	22.9	3rd	73 - 351	79.2	16th
1991-92	92 - 427	21.5	4th	77 - 379	79.7	15th
1992-93	105 - 440	23.9	2nd	72 - 429	83.2	4th
1993-94	76 - 404	18.8	13th	72 - 401	82.0	10th
TOTAL	1935 - 9468	20.4		1924 - 8724	78.0	

OPPONENT INDIVIDUAL GAME RECORDS VS. PENGUINS

- Most Goals in a Game:** 4 - 10 times - last time Vladimir Ruzicka (Boston), February 9, 1992 - in a 6-3 win vs Pittsburgh.
- Most Assists in a Game:** 6 - Patrik Sundstrom (Vancouver), February 29, 1984 - in a 9-5 win at Pittsburgh.
- Most Points in a Game:** 7 - Patrik Sundstrom (Vancouver), February 29, 1984 - in a 9-5 win at Pittsburgh (1g,6a).
- Most Penalty Minutes in a Game:** 48 - Jim Dorey (Toronto), October 10, 1968 - in a 2-2 tie vs Pittsburgh.
- Most Shots on Goal in a Game:** 13 - Phil Esposito (Boston), December 25, 1970 - in an 8-4 win vs Pittsburgh and Wilf Paiement (Colorado), February 6, 1977 - in a 5-2 win vs Pittsburgh.

PENGUINS SET ATTENDANCE RECORD

The Penguins set a club record for home attendance in 1993-94 with a total attendance of 685,919 in 41 home games. The previous record was 660,290 set in 1992-93. The 1993-94 average attendance of 16,730 is also a club record, breaking the previous record (16,105) set in 1992-93. The Penguins had a total of 11 sellouts during the season and the total attendance was 95.3% of capacity.

PENGUINS' ALL-TIME OVERTIME RECORD

YEAR	OVERALL					HOME					ROAD				
	GP	W	L	T	PTS	GP	W	L	T	PTS	GP	W	L	T	PTS
1983-84	12	1	5	6	8	7	0	3	4	4	5	1	2	2	4
1984-85	8	3	0	5	11	3	0	0	3	3	5	3	0	2	8
1985-86	14	3	3	8	14	7	1	1	5	7	7	2	2	3	7
1986-87	21	5	4	12	22	11	4	1	6	14	10	1	3	6	8
1987-88	16	5	2	9	19	9	2	1	6	10	7	3	1	3	9
1988-89	10	2	1	7	11	3	0	0	3	3	7	2	1	4	8
1989-90	14	3	3	8	14	7	2	2	3	7	7	1	1	5	7
1990-91	12	4	2	6	14	7	3	1	3	9	5	1	1	3	5
1991-92	12	2	1	9	13	8	1	1	6	8	4	1	0	3	5
1992-93	10	3	0	7	13	6	2	0	4	8	4	1	0	3	5
1993-94	19	4	2	13	21	11	2	1	8	12	8	2	1	5	9
TOTAL	148	35	23	90	160	79	17	11	51	85	69	18	12	39	75

PITTSBURGH'S OVERTIME VICTORIES

PLAYER	DATE	TIME	OPPONENT	GOALIE	FINAL SCORE
RANDY CARLYLE	12/23/83	2:12	@ New Jersey	Resch	6-5
RANDY CARLYLE	12/23/83	2:12	@ New Jersey	Resch	6-5
MARIO LEMIEUX	11/14/84	3:54	@ Winnipeg	Behrend	4-3
RANDY HILLIER	12/7/84	1:06	@ NY Rangers	Hanlon	4-3
WAYNE BABYCH	3/9/85	1:06	@ Boston	Peeters	6-5
DAN FRAWLEY	12/19/85	0:38	@ Minnesota	Casey	4-3
DOUG SHEDDEN	2/24/86	3:54	vs Los Angeles	Melanson	6-5
MARIO LEMIEUX	4/6/86	0:25	@ NY Rangers	Hanlon	5-4
DOUG BODGER	10/11/86	0:50	vs NY Rangers	Vanbiesbrouck	5-4
MARIO LEMIEUX	10/14/86	3:40	vs Los Angeles	Melanson	4-3
RANDY CUNNEYWORTH	11/22/86	2:30	vs Buffalo	Cloutier	5-4
CHRIS KONTOS	2/8/87	2:12	@ New Jersey	Chevrier	2-1
MARIO LEMIEUX	4/4/87	1:26	vs Detroit	Hanlon	4-3
CRAIG SIMPSON	10/31/87	4:05	@ Quebec	Brunetta	5-4
MOE MANTHA	11/14/87	2:04	vs NY Rangers	Vanbiesbrouck	3-2
CHARLIE SIMMER	1/23/88	0:24	@ Montreal	Hayward	4-3
MARIO LEMIEUX	2/2/88	4:11	vs Washington	Peeters	3-2
MARIO LEMIEUX	4/2/88	4:02	@ Washington	Malachuk	7-6
ROB BROWN	12/26/88	1:39	@ Hartford	Liut	4-3
MARIO LEMIEUX	4/2/89	3:38	@ Philadelphia	Empty Net	6-5
RANDY HILLIER	10/14/89	1:40	vs Montreal	Roy	2-1
TROY LONEY	2/14/90	3:33	@ NY Rangers	Richter	4-3
RANDY GILHEN	2/22/90	4:26	vs NY Islanders	Fitzpatrick	4-3
MARK RECCHI	11/24/90	1:11	vs Washington	Liut	3-2
SCOTT YOUNG	1/17/91	3:31	@ Toronto	Ing	6-5
PAUL STANTON	1/29/91	2:46	vs Washington	Beaupre	3-2
KEVIN STEVENS	3/21/91	0:13	vs NY Rangers	Vanbiesbrouck	5-4
PHIL BOURQUE	10/15/91	2:30	@ NY Islanders	Healy	7-6
KEVIN STEVENS	11/13/91	3:25	vs Edmonton	Ranford	5-4
JAROMIR JAGR	12/17/92	2:50	@ Philadelphia	Soderstrom	5-4
JAROMIR JAGR	3/11/93	3:18	vs Los Angeles	Stauber	4-3
ULF SAMUELSSON	4/7/93	2:11	vs Montreal	Roy	4-3
JOE MULLEN	10/7/93	1:13	vs Montreal	Roy	2-1
JAROMIR JAGR	12/4/93	2:04	@ Hartford	Reese	7-6
RON FRANCIS	1/7/94	4:54	@ Buffalo	Hasek	4-3
KEVIN STEVENS	1/11/94	4:09	@ Boston	Blue	5-4

PITTSBURGH'S OVERTIME DEFEATS

LUCIEN DEBLOIS	10/12/83	1:34	vs Winnipeg	Dion	4-3
BOBBY CLARKE	11/20/83	2:43	@ Philadelphia	Herron	5-4
PAUL MACLEAN	1/18/84	1:28	vs Winnipeg	Dion	5-4
DAVE ANDREYCHUK	2/8/84	0:35	vs Buffalo	Herron	6-5
MARK OSBORNE	2/26/84	2:18	@ NY Rangers	Herron	4-3
TIGER WILLIAMS	11/16/85	3:10	@ Los Angeles	Romano	4-3
MURRAY CRAVEN	12/22/85	2:12	@ Philadelphia	Meloché	3-2
ILKKA SINISALO	4/5/86	1:49	vs Philadelphia	Meloché	3-2
STEVE THOMAS	12/13/86	4:36	@ Toronto	Romano	3-2
MIKE BOSSY	12/23/86	3:25	@ NY Islanders	Romano	4-3
MIKE GARTNER	1/1/87	1:30	@ Washington	Romano	4-3
TOMAS SANDSTROM	3/14/87	1:05	vs NY Rangers	Riggin	3-2
KEVIN DINEEN	1/9/88	0:55	@ Hartford	Meloché	5-4
MARIO MARIOIS	2/23/88	2:40	vs Winnipeg	Pietrangelo	4-3
DAVE TAYLOR	3/7/89	2:37	@ Los Angeles	Barrasso	3-2
DON MALONEY	2/6/90	4:28	vs NY Islanders	Barrasso	8-7
CRAIG MacTAVISH	3/6/90	1:17	@ Edmonton	Pietrangelo	4-3
UWE KRUPP	3/31/90	1:00	vs Buffalo	Barrasso	3-2
TONY GRANATO	11/17/90	0:52	@ Los Angeles	Pietrangelo	2-1
PATRICK FLATLEY	12/23/90	4:29	vs NY Islanders	Pietrangelo	4-3
DONALD AUDETTE	1/23/92	3:15	vs Buffalo	Young	5-4
TONY AMONTE	2/21/94	0:08	@ NY Rangers	Barrasso	4-3
RANDY BURRIDGE	3/15/94	0:40	vs Washington	Barrasso	5-4

PENGUINS STREAKS (WINNING-LOSING-UNBEATEN-WINLESS)

YEAR	OVERALL				HOME				ROAD			
	WIN	UNBT	LOSS	WINL	WIN	UNBT	LOSS	WINL	WIN	UNBT	LOSS	WINL
1967-68	4	5	3	4	3	5	2	5	3	3	5	8
1968-69	4	6	7	9	4	4	4	6	2	5	8	14
1969-70	3	4	6	10	4	6	3	4	2	2	4	9
1970-71	2	4	4	8	7	7	2	5	2	3	5	18*
1971-72	4	5	6	9	3	4	3	4	3	6	6	14
1972-73	4	5	5	8	4	8	3	3	1	2	9	9
1973-74	3	4	6	8	3	6	4	4	2	3	4	5
1974-75	3	7	3	7	9	20*	2	4	3	4	4	6
1975-76	4	11	3	7	6	10	4	4	2	6	7	9
1976-77	3	6	4	6	3	7	2	3	2	2	3	6
1977-78	2	7	5	6	2	6	3	5	2	6	5	8
1978-79	4	10	4	5	6	8	3	3	3	7*	6	8
1979-80	3	7	6	8	4	7	5	5	2	3	7	7
1980-81	6	6	3	6	5	6	3	3	2	4	8	11
1981-82	4	7	4	9	4	8	2	5	3	3	7	12
1982-83	3	5	11*	18*	3	3	4	7	1	2	18*	18*
1983-84	2	3	8	8	1	2	7*	11*	4	5	6	7
1984-85	5	5	9	12	3	3	4	7	2	2	8	10
1985-86	5	5	5	7	4	10	4	6	2	2	5	5
1986-87	7	7	4	9	6	6	2	3	2	2	4	12
1987-88	4	4	6	10	6	5	3	7	4	4	4	5
1988-89	5	8	4	6	6	10	4	4	3	3	4	8
1989-90	4	5	4	8	7	7	4	4	2	3	8	13
1990-91	6	7	3	5	11*	14	3	5	3	4	6	10
1991-92	4	6	4	6	9	9	4	4	5	5	4	7
1992-93	17 #	18*	3	3	10	11	2	3	6*	7*	3	2
1993-94	4	8	4	4	4	7	3	3	4	4	2	4

* - CLUB RECORD
- NHL RECORD

WIN - Winning Streak
LOSS - Losing Streak

UNBT - Unbeaten streak
WINL - Winless Streak

STREAKS

Longest Winning	17 (March 9 to April 10, 1993)
Longest Home Winning	11 (January 5 to March 7, 1991)
Longest Road Winning	6 (March 14 to April 9, 1993)
Longest Unbeaten	18 (March 9 to April 14, 1993) (17-0-1)
Longest Home Unbeaten	20 (Nov. 30, 1974 to Feb. 22, 1975) (12-0-8)
Longest Road Unbeaten	7 (March 13 to March 27, 1979) (5-0-2)
	7 (March 14 to April 14, 1993) (6-0-1)
Longest Losing	11 (January 22 to February 10, 1983)
Longest Home Losing	8 (April 3 to Oct. 29, 1983) (2 seasons)
	7 (October 8 to October 29, 1983)
Longest Road Losing	18 (December 23, 1982 to March 4, 1983)
Longest Winless	18 (January 2 to February 10, 1983) (0-17-1)
Longest Home Winless	12 (April 3 to Nov. 9, 1983) (0-10-2) (2 Seasons)
	11 (October 8 to November 9, 1983) (0-9-2)
Longest Away Winless	18 (Oct. 25, 1970 to Jan. 14, 1971) (0-11-7)
	18 (Dec. 23, 1982 to March 4, 1983) (0-18-0)
Consecutive Games Without Being Shut Out	211 (January 7, 1989 to October 28, 1991)
Consecutive Home Games Without Being Shut Out	159 (November 3, 1987 to October 24, 1991)
Consecutive Road Games Without Being Shut Out	120 (January 12, 1990 to December 29, 1991)
Consecutive Games Without Shutting Out Opponent	156 (March 12, 1977 to December 9, 1978)
Consecutive Home Games Without Shutting Out Opponent	95 (April 2, 1980 to December 1, 1982)
Consecutive Road Games Without Shutting Out Opponent	188 (January 24, 1987 to December 5, 1991)
Consecutive Games Tied	4 (December 8 to December 15, 1979)

PENGUINS ALL-TIME PENALTY SHOTS

PENGUINS

PLAYER	OPPONENT	DATE	GOALTENDER	RESULT
George Konik	@ St. Louis	Jan. 31, 1968	Glenn Hall	GOAL
Charlie Burns	NY RANGERS	Feb. 5, 1969	Ed Giacomin	No Goal
Keith McCreary	NY RANGERS	Mar. 18, 1970	Ed Giacomin	No Goal
Jean Pronovost	@ Detroit	Jan. 14, 1971	Roy Edwards	GOAL
Greg Polis	ST. LOUIS	Feb. 24, 1971	Ernie Wakely	No Goal
Syl Apps	@ Toronto	Feb. 9, 1972	Bernie Parent	GOAL
Lowell MacDonald	@ Buffalo	Nov. 12, 1972	Roger Crozier	No Goal
Ron Schock	DETROIT	Jan. 10, 1973	Roy Edwards	No Goal
Chuck Amason	CALIFORNIA	Feb. 16, 1974	Gilles Meloche	No Goal
Ron Schock	@ Washington	Nov. 30, 1976	Bernie Wolfe	No Goal
Blair Chapman	@ Washington	Dec. 4, 1977	Jim Bedard	No Goal
Pete Mahovich	@ Washington	Jan. 21, 1978	Jim Bedard	No Goal
Blair Chapman	COLORADO	Mar. 22, 1978	Bill McKenzie	No Goal
Ross Lonsberry	@ NY Islanders	Dec. 5, 1978	Glenn Resch	No Goal
Ross Lonsberry	MINNESOTA	Feb. 9, 1980	Gilles Meloche	No Goal
Greg Sheppard	ST. LOUIS	Jan. 14, 1981	Ed Staniowski	No Goal
Dave Hannan	@ Washington	Oct. 14, 1983	Pat Riggan	GOAL
Andy Brickley	CHICAGO	Nov. 29, 1984	Murray Bannerman	No Goal
Mario Lemieux	@ Quebec	Dec. 29, 1984	Mario Gosselin	GOAL
Warren Young	@ Toronto	Jan. 2, 1985	Tim Bernhardt	GOAL
Mario Lemieux	@ NY Islanders	Jan. 19, 1988	Kelly Hrudey	GOAL
Mario Lemieux	NEW JERSEY	Dec. 31, 1988	Chris Terreri	GOAL
Mario Lemieux	@ Los Angeles	Mar. 7, 1989	Kelly Hrudey	GOAL
Jock Callander	MONTREAL	Mar. 18, 1989	Patrick Roy	GOAL
Mario Lemieux	@ Washington	Nov. 24, 1989	Bob Mason	GOAL
Bob Errey	NEW JERSEY	Jan. 5, 1991	Chris Terreri	GOAL
Bob Errey	MINNESOTA	Oct. 31, 1991	Darcy Wakaluk	GOAL
Mario Lemieux	EDMONTON	Mar. 17, 1982	Bill Ranford	No Goal
Jaromir Jagr	WASHINGTON	Jan. 26, 1993	Don Beaupre	No Goal

Pittsburgh has scored 13 times in 29 attempts, going 4 for 15 at home and going 9 for 14 on the road.

OPPOSITION

PLAYER	OPPONENT	DATE	GOALTENDER	RESULT
Bill Collins	MINNESOTA	Dec. 23, 1967	Les Binkley	No Goal
Ralph Stewart	@ NY Islanders	Mar. 5, 1974	Andy Brown	No Goal
Dave Keon	@ Toronto	Nov. 20, 1974	Gary Inness	GOAL
Bill Goldsworthy	@ NY Rangers	Nov. 14, 1976	Dunc Wilson	No Goal
Alain Daigle	CHICAGO	Nov. 21, 1976	Dunc Wilson	No Goal
Al MacAdam	CLEVELAND	Dec. 16, 1976	Denis Herron	GOAL
Orest Kindrachuk	PHILADELPHIA	Oct. 15, 1977	Dunc Wilson	GOAL
Ilkka Sinisalo	PHILADELPHIA	Oct. 11, 1981	Paul Harrison	GOAL
Bob Bourne	@ NY Islanders	Feb. 17, 1983	Paul Harrison	No Goal
Dino Ciccarelli	@ Minnesota	Mar. 16, 1983	Denis Herron	No Goal
Tony Currie	@ Hartford	Mar. 17, 1984	Denis Herron	No Goal
Michel Goulet	@ Quebec	Dec. 29, 1984	Denis Herron	No Goal
Dave Williams	@ Los Angeles	Jan. 21, 1987	Roberto Romano	No Goal
Alan Kerr	@ NY Islanders	Feb. 26, 1987	Pat Riggan	No Goal
Doug Gilmour	ST. LOUIS	Mar. 1, 1987	Pat Riggan	No Goal
Michel Goulet	QUEBEC	Mar. 12, 1987	Pat Riggan	No Goal
Mark Johnson	@ New Jersey	Oct. 9, 1987	Pat Riggan	No Goal
Dave Tippett	@ Hartford	Jan. 9, 1988	Gilles Meloche	No Goal
Doug Smail	WINNIPEG	Oct. 10, 1989	Tom Barrasso	No Goal
Dale Hunter	WASHINGTON	Dec. 6, 1989	Wendell Young	No Goal
Tomas Sandstrom	LOS ANGELES	Feb. 10, 1990	Wendell Young	GOAL
Scott Pearson	QUEBEC	Mar. 16, 1990	Tom Barrasso	GOAL
Darren Turcotte	@ NY Rangers	Dec. 29, 1991	Wendell Young	No Goal
Joe Nieuwendyk	@ Calgary	Jan. 23, 1993	Ken Wregget	No Goal

Pittsburgh's opponents have scored 6 times in 24 attempts, stopping 6 of 11 shots at home and 12 of 13 on the road.

HOME GAMES IN CAPS

PENGUINS OPENERS

SEASON OPENERS (12-10-5)

Oct. 5, 1993	Pittsburgh	3	at Philadelphia	4	L	Oct. 10, 1979	Winnipeg	2	at Pittsburgh	4	W
Oct. 6, 1992	Philadelphia	3	at Pittsburgh	3	T	Oct. 11, 1978	Toronto	3	at Pittsburgh	2	L
Oct. 4, 1991	Pittsburgh	5	at Buffalo	4	W	Oct. 12, 1977	St. Louis	2	at Pittsburgh	4	W
Oct. 5, 1990	Pittsburgh	7	at Washington	4	W	Oct. 6, 1976	Vancouver	5	at Pittsburgh	9	W
Oct. 5, 1989	Pittsburgh	4	at Boston	5	L	Oct. 7, 1975	Pittsburgh	4	at Washington	2	W
Oct. 7, 1988	Pittsburgh	6	at Washington	4	W	Oct. 9, 1974	Pittsburgh	4	at Minnesota	2	W
Oct. 8, 1987	Pittsburgh	4	at NY Rangers	4	T	Oct. 12, 1973	Pittsburgh	4	at Atlanta	3	W
Oct. 9, 1986	Washington	4	at Pittsburgh	5	W	Oct. 7, 1972	Los Angeles	2	at Pittsburgh	4	W
Oct. 10, 1985	Montreal	5	at Pittsburgh	3	L	Oct. 9, 1971	Philadelphia	2	at Pittsburgh	3	W
Oct. 11, 1984	Pittsburgh	3	at Boston	4	L	Oct. 10, 1970	Buffalo	2	at Pittsburgh	1	L
Oct. 4, 1983	Pittsburgh	3	at St. Louis	5	L	Oct. 11, 1969	California	2	at Pittsburgh	2	T
Oct. 5, 1982	Pittsburgh	3	at New Jersey	3	T	Oct. 12, 1968	Montreal	1	at Pittsburgh	1	T
Oct. 6, 1981	Pittsburgh	2	at St. Louis	6	L	Oct. 11, 1967	Montreal	2	at Pittsburgh	1	L
Oct. 9, 1980	Pittsburgh	4	at Philadelphia	7	L						

HOME OPENERS (16-7-4)

Oct. 7, 1993	vs Montreal	2-1	W
Oct. 6, 1992	vs Philadelphia	3-3	T
Oct. 6, 1991	vs Philadelphia	2-2	T
Oct. 7, 1990	vs New Jersey	7-4	W
Oct. 10, 1989	vs Winnipeg	5-1	W
Oct. 11, 1988	vs Washington	8-7	W
Oct. 13, 1987	vs Buffalo	8-3	W
Oct. 9, 1986	vs Washington	5-4	W
Oct. 10, 1985	vs Montreal	3-5	L
Oct. 17, 1984	vs Vancouver	4-3	W
Oct. 8, 1983	vs NY Rangers	1-6	L
Oct. 9, 1982	vs NY Rangers	3-5	L
Oct. 10, 1981	vs Quebec	2-1	W
Oct. 11, 1980	vs Winnipeg	5-4	W
Oct. 10, 1979	vs Winnipeg	4-2	W
Oct. 11, 1978	vs Toronto	2-3	L
Oct. 12, 1977	vs St. Louis	4-2	W
Oct. 6, 1976	vs Vancouver	9-5	W
Oct. 11, 1975	vs Washington	7-5	W
Oct. 12, 1974	vs Detroit	7-2	W
Oct. 13, 1973	vs NY Rangers	2-8	L
Oct. 7, 1972	vs Los Angeles	4-2	W
Oct. 9, 1971	vs Philadelphia	3-2	W
Oct. 10, 1970	vs Buffalo	1-2	L
Oct. 11, 1969	vs California	2-2	T
Oct. 12, 1968	vs Montreal	1-1	T
Oct. 11, 1967	vs Montreal	1-2	L

AWAY OPENERS (10-12-5)

Oct. 5, 1993	at Philadelphia	3-4	L
Oct. 10, 1992	at Montreal	3-3	T
Oct. 4, 1991	at Buffalo	5-4	W
Oct. 5, 1990	at Washington	7-4	W
Oct. 5, 1989	at Boston	4-5	L
Oct. 7, 1988	at Washington	6-4	W
Oct. 8, 1987	at NY Rangers	4-4	T
Oct. 12, 1986	at Chicago	4-1	W
Oct. 16, 1985	at Chicago	5-5	T
Oct. 11, 1984	at Boston	3-4	L
Oct. 4, 1983	at St. Louis	3-5	L
Oct. 5, 1982	at New Jersey	3-3	T
Oct. 6, 1981	at St. Louis	2-6	L
Oct. 9, 1980	at Philadelphia	4-7	L
Oct. 14, 1979	at Boston	4-1	W
Oct. 12, 1978	at Boston	2-8	L
Oct. 14, 1977	at Washington	1-2	L
Oct. 7, 1976	at Montreal	1-10	L
Oct. 7, 1975	at Washington	4-2	W
Oct. 9, 1974	at Minnesota	4-2	W
Oct. 12, 1973	at Atlanta	4-3	W
Oct. 11, 1972	at St. Louis	5-2	W
Oct. 10, 1971	at Buffalo	1-2	L
Oct. 15, 1970	at Minnesota	2-4	L
Oct. 19, 1969	at Boston	0-4	L
Oct. 16, 1968	at Toronto	2-2	T
Oct. 13, 1967	at St. Louis	3-1	W

Booster Club

The Pittsburgh Penguins Booster Club has been in existence since the Pens started play in the National Hockey League back in 1967. The Booster Club has a year round program for members including monthly meetings, trips to Penguins away games, and merchandise sales.

The Club also conducts several major events for the National Autism Society, including an annual bowling tournament and a Penguins Booster Club Awards Supper which the players and coaches attend.

PITTSBURGH CIVIC ARENA RECORDS

TEAM RECORDS

Most Goals in One Game:

Pittsburgh	12	- December 26, 1991 - in a 12-1 win vs Toronto. - March 15, 1975 - in a 12-1 win vs Washington.
Opponent	11	- November 25, 1992 - by NY Rangers in an 11-3 win vs Pittsburgh.

Most Shots in Game:

Pittsburgh	65	- March 15, 1975 - in a 12-1 win vs Washington.
Opponent	55	- October 23, 1976 - by Montreal in a 9-1 win vs Pittsburgh.

Most Penalty Minutes in a Game:

Pittsburgh	144	- January 19, 1980 - in a 5-2 loss vs Edmonton.
Opponent	123	- January 19, 1980 - by Edmonton in a 5-2 win vs Pittsburgh.

Most Goals in a Period:

Pittsburgh	8	- December 17, 1991 - in a 10-2 win vs San Jose (2nd Period).
Opponent	6	- Six times - last time - November 25, 1992 by NY Rangers in an 11-3 win vs Pittsburgh (3rd Period).

INDIVIDUAL RECORDS

Most Goals in a Game:

Pittsburgh	5	- Mario Lemieux, December 31, 1988 - in an 8-6 win vs New Jersey.
Opponent	4	- Mike Ridley (Washington), October 11, 1988 - in an 8-7 loss vs Pittsburgh. - Wayne Gretzky (Edmonton), February 22, 1984 - in a 9-2 win vs Pittsburgh. - Denis Maruk (California), November 18, 1975 - in a 5-3 win vs Pittsburgh.

Most Assists in a Game:

Pittsburgh	6	- Mario Lemieux, October 15, 1988 - in a 9-2 win vs St. Louis - Greg Malone, November 28, 1979 in a 7-2 win vs Quebec - Ron Stackhouse, March 8, 1975 - in an 8-2 win vs Philadelphia
Opponent	6	- Patrik Sundstrom (Vancouver), February 29, 1984 - in a 9-5 win vs Pittsburgh.

Most Points in a Game:

Pittsburgh	8	- Mario Lemieux, December 31, 1988 - in an 8-6 win vs New Jersey. - Mario Lemieux, October 15, 1988 - in a 9-2 win vs St. Louis.
Opponent	7	- Patrik Sundstrom (Vancouver), February 29, 1984 - in a 9-5 win vs Pittsburgh.

Most Penalty Minutes in a Game:

Pittsburgh	51	- Russ Anderson, January 19, 1980 - in a 5-2 loss vs Edmonton.
Opponent	34	- Dave Lumley (Edmonton), January 19, 1980 - in a 5-2 win vs Pittsburgh.

Most Saves in a Game:

Pittsburgh	48	- Michel Dion, October 23, 1982 - in a 4-2 win vs Philadelphia.
Opponent	53	- Wayne Thomas (Montreal), March 10, 1974 - in a 5-4 win vs Pittsburgh.

FASTEST GOALS

ONE PLAYER

FASTEST TWO GOALS,

PITTSBURGH:

7 seconds by Wally Boyer, March 5, 1970 at Detroit vs Roy Edwards in a 5-3 Detroit win.
8 seconds by Shawn McEachern, Oct. 22, 1992 vs Detroit vs Tim Cheveldae in a 9-6 Pittsburgh win.
9 seconds by Darryl Edestrand, March 12, 1972 at Boston vs Gerry Cheevers in a 4-4 tie.

OPPONENT:

6 seconds by Sylvain Turgeon (Hartford) March 28, 1987 at Hartford vs Pat Riggan in a 5-4 Hartford win.

FASTEST TWO ASSISTS,

PITTSBURGH:

7 seconds by Ron Schock, March 5, 1970 at Detroit on goals by Wally Boyer in a 5-3 Detroit win.

OPPONENT:

6 seconds by Pete Mahovich (Montreal) April 2, 1975 at Montreal in a 6-0 Montreal win.

FASTEST THREE GOALS,

PITTSBURGH:

4:17 by Lowell MacDonald, November 13, 1973 vs Minnesota vs Cesare Maniago in a 5-2 Pittsburgh win.

OPPONENT:

1:18 by Derek King (NY Islanders) October 15, 1991 vs Tom Barrasso at NY Islanders in a 7-6 Pittsburgh overtime win.

FASTEST FOUR GOALS,

PITTSBURGH:

21:16 by Mario Lemieux, January 8, 1990 at NY Rangers vs Bob Froese and John Vanbiesbrouck in a 7-5 Pittsburgh win.

OPPONENT:

34:40 by Stan Gilbertson (Washington) April 6, 1975 vs Bob Johnson at Washington in an 8-4 Washington win.

TEAM

FASTEST TWO GOALS,

BOTH TEAMS (NHL RECORD):

4 seconds by Wayne Bianchin (Pittsburgh) & Guy Chouinard (Atlanta), March 15, 1977 at Atlanta in a 7-3 Atlanta win.
5 seconds by Rick Martin (Buffalo) & Greg Polis (Pittsburgh), January 3, 1974 at Buffalo in a 6-1 Buffalo win.

PITTSBURGH:

6 seconds by Paul Coffey and Troy Loney, February 22, 1990 vs NY Islanders in a 4-3 overtime Pittsburgh win.
6 seconds by Mark Recchi and John Cullen, February 16, 1990 at Winnipeg in a 3-3 tie.

OPPONENT:

6 seconds by Guy Lafleur & Steve Shutt (Montreal), April 2, 1975 at Montreal in a 6-0 Montreal win.
6 seconds by Sylvain Turgeon (2) (Hartford), March 28, 1987 at Hartford in a 5-4 Hartford win.

FASTEST THREE GOALS,

BOTH TEAMS:

30 seconds by Mario Lemieux (2) (Pittsburgh) & Al Iafrate (Toronto), October 17, 1989 vs Toronto in a 7-5 Pittsburgh win.

PITTSBURGH:

27 seconds by Al McDonough, Ken Schinkel & Ron Schock, November 22, 1972 vs St. Louis in a 10-4 Pittsburgh win.

OPPONENT:

21 seconds by Michal Pivonka & Steve Leach (2) (Washington) November 25, 1990 at Washington in a 7-3 Washington win.

FASTEST FOUR GOALS,

BOTH TEAMS:

1:17 by Pierre Larouche (Pittsburgh), Guy Lafleur (2) (Montreal) & Pete Mahovich (Montreal), January 26, 1975 at Montreal in a 7-2 Montreal win.

PITTSBURGH:

1:49 by Bryan Hextall, Jean Pronovost, Al McDonough, Ken Schinkel & Ron Schock, November 22, 1972 vs St. Louis in a 10-4 Pittsburgh win.
1:49 by Jean Pronovost, Al McDonough, Ken Schinkel & Ron Schock, November 22, 1972 vs St. Louis in a 10-4 Pittsburgh win.

OPPONENT:

1:22 by Bobby Clarke, Ilkka Sinisalo, Reggie Leach & Ken Linseman (Philadelphia), October 11, 1981 at Philadelphia in an 8-2 Philadelphia win.

FASTEST GOALS

FASTEST FIVE GOALS,

- BOTH TEAMS:** 3:34 by Paul Reinhart (Vancouver, Tony Tanti (Pittsburgh), Jyrki Lumme (Vancouver), Bob Errey (Pittsburgh) & Greg Adams (Vancouver), March 11, 1990 at Vancouver in a 5-3 Vancouver win.
- PITTSBURGH:** 2:07 by Bryan Hextall, Jean Provovost, Al McDonough, Ken Schinkel & Ron Schock, November 22, 1972 vs St. Louis in a 10-4 Pittsburgh win.
- OPPONENT:** 2:37 by Duane Sutter, Bryan Trottier (2), John Tonelli & Duane Sutter (NY Islanders), January 26, 1982 at NY Islanders in a 9-2 Islanders win.

FASTEST SIX GOALS,

- PITTSBURGH:** 5:02 by Greg Polis, Bryan Hextall, Jean Pronovost, Al McDonough, Ken Schinkel & Ron Schock, November 22, 1972 vs St. Louis in a 10-4 Pittsburgh win.

FASTEST SEVEN GOALS,

- PITTSBURGH:** 12:11 by Al McDonough, Greg Polis, Bryan Hextall, Jean Pronovost, Al McDonough, Ken Schinkel & Ron Schock, November 22, 1972 vs St. Louis in a 10-4 Pittsburgh win.

FASTEST GOAL, START OF GAME,

- PITTSBURGH:** 6 seconds by Jean Pronovost, March 25, 1976 at St. Louis in a 5-2 St. Louis win.
- OPPONENT:** 9 seconds by Ross Lonsberry (Philadelphia), October 20, 1977 at Philadelphia in an 11-0 Philadelphia win.

FASTEST GOAL START OF 2ND PERIOD,

- PITTSBURGH:** 7 seconds by Lowell MacDonald, February 10, 1973 at Boston in a 6-3 Boston win.
- OPPONENT:** 7 seconds by Joey Johnston (California), October 20, 1973 at Pittsburgh in a 5-3 Pittsburgh win.
7 seconds by Stan Gilbertson (Washington), November 12, 1975 at Washington in a 6-6 tie.

FASTEST GOAL START OF 3RD PERIOD,

- PITTSBURGH:** 12 seconds by Greg Polis, April 1, 1972 at Philadelphia in a 4-4 tie.
- OPPONENT:** 13 seconds by Jannie Ojanen (New Jersey), Oct. 24, 1992 at New Jersey in a 4-3 Pittsburgh win.

EARLIEST WINNING GOAL,

- PITTSBURGH:** 35 seconds by Ken Schinkel, October 17, 1972 at NY Islanders in a 5-0 Pittsburgh win.
- OPPONENT:** 9 seconds by Ross Lonsberry (Philadelphia), October 9, 1983 in an 11-0 Philadelphia win.

FASTEST TWO GOALS FROM START OF GAME,

- PITTSBURGH:** 29 seconds by George Ferguson & Greg Malone, December 6, 1980 vs Chicago in a 6-4 Pittsburgh win.
- OPPONENT:** 40 seconds by Tim Kerr & Bill Barber (Philadelphia), October 9, 1983 at Philadelphia in a 7-1 Philadelphia win.

FASTEST OVERTIME GOAL,

- PITTSBURGH:** 13 seconds by Kevin Stevens, March 21, 1991 vs NY Rangers in a 5-4 overtime Pittsburgh win.
24 seconds by Charlie Simmer, January 23, 1988 at Montreal in a 4-3 overtime Pittsburgh win.
25 seconds by Mario Lemieux, April 6, 1986 at NY Rangers in a 5-4 overtime Pittsburgh win.
- OPPONENT:** 8 seconds by Tony Amonte (NY Rangers), February 21, 1994 at NY Rangers in a 4-3 overtime NY Rangers win.
35 seconds by Dave Andreychuk (Buffalo), February 8, 1984 at Pittsburgh in a 6-5 overtime Buffalo win.

PENGUINS SHUTOUTS

NAME/NO.	DATE - LOC	SCORE	SV	NAME/NO.	DATE - LOC	SCORE	SV
	1967-68 (7)				1977-78 (0)		
Les Binkley	Nov. 4 at California	1-0	31	Greg Millen	Dec. 13 vs St.Louis	3-0	33
Hank Bassen	Nov. 15 vs Philadelphia	5-0	27	Greg Millen (2)	Jan. 16 vs Minnesota	5-0	25
Les Binkley (2)	Dec. 23 vs Minnesota	4-0	23		1979-80 (3)		
Les Binkley (3)	Dec. 27 vs California	0-0	24	Greg Millen (3)	Dec. 19 at Chicago	0-0	29
Les Binkley (4)	Jan. 28 at Boston	1-0	33	Rob Holland	Mar. 2 vs NY Islanders	0-0	24
Les Binkley (5)	Feb. 1 vs St.Louis	2-0	22	Greg Millen (4)	Mar. 30 vs Washington	4-0	28
Les Binkley (6)	Mar. 30 at Philadelphia*	2-0	23		1980-81 (0)		
*Game played in Quebec City					1981-82 (1)		
	1968-69 (2)			Gary Edwards	Mar. 21 at Colorado	6-0	28
Joe Daley	Feb. 19 vs Boston	3-0	41		1982-83 (1)		
Joe Daley (2)	Mar. 23 vs Minnesota	5-0	32	Denis Herron (4)	Dec. 4 vs Philadelphia	0-0	34
	1969-70 (5)				1983-84 (2)		
Les Binkley (7)	Nov. 12 at Toronto	3-0	31	Denis Herron (5)	Oct. 14 at Washington	4-0	29
Les Binkley (8)	Dec. 10 at Los Angeles	2-0	29	Roberto Romano	Feb. 1 vs Minnesota	4-0	34
Al Smith	Feb. 26 at Los Angeles	1-0	30		1984-85 (2)		
Al Smith (2)	Mar. 8 at NY Rangers	0-0	33	Roberto Romano (2)	Dec. 28 vs Hartford	4-0	34
Les Binkley (9)	Mar. 25 vs Minnesota	2-0	25	Denis Herron (6)	Mar. 16 vs NY Rangers	5-0	26
	1970-71 (4)				1985-86 (2)		
Les Binkley (10)	Oct. 17 vs Philadelphia	0-0	24	Roberto Romano (3)	Dec. 2 at NY Rangers	6-0	40
Al Smith (3)	Dec. 8 vs Toronto	4-0	29	Roberto Romano (4)	Feb. 8 vs New Jersey	4-0	27
Les Binkley (11)	Mar. 3 vs Montreal	4-0	33		1986-87 (1)		
Al Smith (4)	Mar. 13 vs Minnesota	0-0	20	G.Meloche/R.Romano	Jan.23 at Vancouver	6-0	30
	1971-72 (1)			(Romano replaced Meloche at 10:11)			
Jim Rutherford	Feb. 17 at Buffalo	2-0	23		1987-88 (2)		
	1972-73 (5)			Frank Pietrangolo	Feb. 4 vs Minnesota	1-0	31
Denis Herron	Oct. 17 at NY Islanders	5-0	24	Steve Guenette	Mar. 19 vs Philadelphia	7-0	38
Denis Herron (2)	Oct. 24 at Vancouver	4-0	23		1988-89 (0)		
Jim Rutherford (2)	Jan. 20 vs Boston	3-0	26		1989-90 (1)		
Jim Rutherford (3)	Feb. 20 at NY Islanders	4-0	34	Wendell Young	Nov. 14 vs NY Rangers	6-0	25
Jim Rutherford (4)	Feb. 24 vs Chicago	2-0	32		1990-91 (1)		
	1973-74 (1)			Tom Barrasso	Dec. 28 vs Detroit	5-0	27
Andy Brown	Mar. 24 vs Detroit	8-0	23		1991-92 (1)		
	1974-75 (2)			Tom Barrasso (2)	Dec. 5 at San Jose	8-0	39
Gary Inness	Nov. 17 vs Washington	6-0	26		1992-93 (5)		
Gary Inness (2)	Nov. 23 vs Los Angeles	0-0	30	Tom Barrasso (3)	Nov. 3 vs NY Islanders	2-0	19
	1975-76 (2)			Tom Barrasso (4)	Nov. 21 vs New Jersey	2-0	29
Michel Plasse	Mar. 6 vs Minnesota	5-0	18	Tom Barrasso (5)	Dec. 23 at Philadelphia	4-0	20
Michel Plasse (2)	Mar. 28 vs Detroit	3-0	29	K.Wregget/T.Barrasso	Feb. 8 vs Boston**	4-0	28
	1976-77 (6)			(Barrasso replaced Wregget at 55:18)			
Dunc Wilson	Nov. 13 vs Philadelphia	1-0	25	Tom Barrasso (6)	Feb.10 at NY Rangers	3-0	30
Dunc Wilson (2)	Nov. 21 vs Chicago	5-0	25	**Game Played in Atlanta			
Dunc Wilson (3)	Jan. 19 at Vancouver	3-0	21		1993-94 (3)		
Dunc Wilson (4)	Jan. 27 at NY Rangers	3-0	30	Ken Wregget	Jan. 27 vs Quebec	3-0	38
Dunc Wilson (5)	Feb. 3 at Cleveland	0-0	22	Tom Barrasso (7)	Feb. 13 at Philadelphia	3-0	22
Denis Herron (3)	Mar. 9 vs Colorado	3-0	32	Tom Barrasso (8)	Apr. 11 at Ottawa	4-0	32

Les Binkley holds the club record for the most career shutouts with 11. Tom Barrasso ranks second with eight.

OPPONENT SHUTOUTS

NAME/NO.	DATE - LOC	SCORE SV	NAME/NO.	DATE - LOC	SCORE SV
1967-68 (5)					
Doug Favell, PHI	Oct. 17 at Philadelphia	1-0 17	Bernie Parent, PHI (9)	Oct. 28 at Philadelphia	3-0 21
Gary Smith, CAL	Dec. 27 at Pittsburgh	0-0 34	Gerry Cheevers, BOS (3)	Nov. 24 at Pittsburgh	4-0 34
Bruce Gamble, TOR	Jan. 13 at Toronto	7-0 33	Wayne Thomas, TOR	Jan. 11 at Pittsburgh	2-0 30
Ed Giacomin, NYR	Mar. 17 at NY Rangers	3-0 20	Gary Edwards, CLE	Feb. 3 at Cleveland	0-0 22
Cesare Maniago, MIN	Mar. 23 at Minnesota	3-0 31	Rogie Vachon, LA (7)	Mar. 2 at Pittsburgh	5-0 26
1968-69 (8)					
Bernie Parent, PHI	Oct. 17 at Philadelphia	3-0 20	Wayne Stephenson, PHI	Mar. 14 at Philadelphia	4-0 22
Doug Favell, PHI (2)	Nov. 9 at Pittsburgh	3-0 37	Gilles Gilbert, BOS	Mar. 27 at Boston	3-0 11
Gerry Desjardins, LA	Jan. 18 at Los Angeles	4-0 30	1977-78 (2)		
Bruce Gamble, TOR (2)	Jan. 25 at Pittsburgh	2-0 30	Bernie Parent, PHI (10)	Oct. 20 at Philadelphia	11-0 20
Glenn Hall, STL	Feb. 12 at St. Louis	2-0 19	Dan Bouchard, ATL	Jan. 18 at Atlanta	1-0 25
Lorne Worsley, MTL	Feb. 16 at Pittsburgh	4-0 36	1978-79 (4)		
Roy Edwards, DET	Feb. 20 at Detroit	3-0 26	Dan Bouchard, ATL (2)	Nov. 3 at Atlanta	2-0 25
Ed Johnston, BOS	Mar. 2 at Boston	4-0 19	Michel Larocque, MTL	Feb. 22 at Montreal	12-0 25
1969-70 (14)					
Gerry Cheevers, BOS	Oct. 19 at Boston	4-0 26	Mario Lessard, LA	Mar. 7 at Pittsburgh	4-0 26
Gerry Desjardins, LA (2)	Oct. 22 at Los Angeles	2-0 25	Mike Palmateer, TOR	Mar. 11 at Toronto	4-01 39
Ernie Wakley, STL	Nov. 13 at St. Louis	4-0 25	1979-80 (6)		
Jacques Plante, STL	Nov. 19 at Pittsburgh	4-0 18	Tony Esposito, CHI (4)	Dec. 19 at Chicago	0-0 37
Bruce Gamble, TOR (3)	Dec. 6 at Toronto	5-0 25	Pete Peeters, PHI	Feb. 2 at Pittsburgh	4-0 30
Bernie Parent, PHI (2)	Dec. 21 at Philadelphia	4-0 28	Don Edwards, BUF	Feb. 7 at Buffalo	9-0 25
Tony Esposito, CHI	Dec. 27 at Pittsburgh	3-0 30	Michel Dion, QUE	Feb. 24 at Quebec	2-0 33
Ernie Wakley, STL (2)	Jan. 3 at St. Louis	6-0 26	Glenn Resch, NYI	Mar. 2 at Pittsburgh	0-0 22
Tony Esposito, CHI (2)	Jan. 14 at Chicago	5-0 28	Bill McKenzie, COL	Mar. 28 at Colorado	5-0 30
Bruce Gamble, TOR (4)	Jan. 17 at Toronto	4-0 38	1980-81 (1)		
Terry Sawchuk, NYR	Feb. 1 at NY Rangers	6-0 29	Pete Peeters, PHI (2)	Jan. 21 at Pittsburgh	5-0 33
Gerry Cheevers, BOS (2)	Feb. 14 at Pittsburgh	3-0 35	1981-82 (1)		
Ed Giacomin, NYR (2)	Mar. 8 at NY Rangers	0-0 25	Pat Riggan, CAL	Jan. 16 at Calgary	4-0 29
Ed Giacomin, NYR (3)	Mar. 18 at Pittsburgh	2-0 30	1982-83 (3)		
1970-71 (7)					
Bernie Parent, PHI (3)	Oct. 17 at Pittsburgh	0-0 30	Billy Smith, NYI	Oct. 14 at NY Islanders	9-0 30
Ernie Wakley, STL (3)	Nov. 19 at Pittsburgh	1-0 20	Pelle Lindbergh, PHI	Dec. 4 at Pittsburgh	0-0 24
Cesare Maniago, MIN (2)	Dec. 12 at Pittsburgh	1-0 35	Markus Mattson, MIN	Jan. 12 at Pittsburgh	7-0 40
Tony Esposito, CHI (3)	Feb. 7 at Chicago	1-0 28	1983-84 (4)		
Ed Giacomin, NYR (4)	Feb. 20 at Pittsburgh	2-0 37	Al Jensen, WAS	Oct. 25 at Pittsburgh	1-0 26
Ed Giacomin, NYR (5)	Feb. 27 at Pittsburgh	4-0 26	Mike Liut, STL	Dec. 13 at St. Louis	2-0 16
Cesare Maniago, MIN (3)	Mar. 13 at Pittsburgh	0-0 31	Tony Esposito, CHI (5)	Jan. 15 at Chicago	2-0 35
1971-72 (6)					
Cesare Maniago, MIN (4)	Oct. 28 at Minnesota	2-0 35	Pat Riggan, WAS (2)	Mar. 24 at Washington	6-0 18
Gary Smith, CHI (2)	Jan. 8 at Pittsburgh	4-0 24	1984-85 (2)		
Ernie Wakley, STL (4)	Jan. 22 at St. Louis	1-0 25	Kelly Hrudey, NYI	Feb. 2 at Pittsburgh	4-0 26
Bruce Gamble, PHI (5)	Jan. 30 at Philadelphia	4-0 33	Bob Janecyk, LA	Mar. 5 at Los Angeles	6-0 21
Cesare Maniago, MIN (5)	Feb. 20 at Minnesota	2-0 40	1985-86 (1)		
Bernie Parent, TOR (4)	Feb. 23 at Toronto	2-0 34	Kelly Hrudey, NYI (2)	Jan. 9 at NY Islanders	9-0 27
1972-73 (3)					
Roger Crozier, BUF	Nov. 12 at Buffalo	1-0 18	1986-87 (2)		
R.Low & J.Plante, TOR	Dec. 29 at Pittsburgh	4-0 42	Darren Eliot, LA	Dec. 17 at Los Angeles	3-0 26
Ed Giacomin, NYR (6)	Jan. 7 at NY Rangers	3-0 24	Glen Hanlon, DET	Jan. 18 at Pittsburgh	1-0 36
1973-74 (7)					
Bernie Parent, PHI (5)	Oct. 27 at Pittsburgh	6-0 23	1987-88 (3)		
Dunc Wilson, TOR	Nov. 3 at Toronto	6-0 33	Allan Bester, TOR	Oct. 29 at Pittsburgh	4-0 29
Bernie Parent, PHI (6)	Nov. 4 at Philadelphia	7-0 29	Kirk MacLean, VAN	Feb. 17 at Vancouver	5-0 27
Ed Giacomin, NYR (7)	Nov. 18 at NY Rangers	7-0 33	Sean Burke, NJD	Mar. 29 at New Jersey	4-0 25
Doug Grant, DET	Dec. 15 at Pittsburgh	2-0 36	1988-89 (1)		
Rogie Vachon, LA	Jan. 16 at Pittsburgh	2-0 34	Pete Peeters, WAS (3)	Jan. 2 at Washington	8-0 14
Rogie Vachon, LA (2)	Jan. 26 at Pittsburgh	2-0 25	1989-90 (0)		
1974-75 (6)					
Rogie Vachon, LA (3)	Oct. 28 at Los Angeles	2-0 23	1990-91 (0)		
Rogie Vachon, LA (4)	Nov. 23 at Philadelphia	0-0 32	1991-92 (3)		
Bernie Parent, PHI (7)	Dec. 22 at Philadelphia	4-0 24	Don Beaupre, WAS	Oct. 29 at Pittsburgh	8-0 26
Bernie Parent, PHI (8)	Mar. 13 at Philadelphia	6-0 22	Craig Billington, NJD	Jan. 2 at New Jersey	4-0 16
Rogie Vachon, LA (5)	Mar. 22 at Los Angeles	4-0 31	Bob Essensa, WIN	Jan. 28 at Pittsburgh	4-0 38
Ken Dryden, MTL	Apr. 2 at Montreal	6-0 23	1992-93 (2)		
1975-76 (2)					
Rogie Vachon, LA (6)	Oct. 30 at Los Angeles	4-0 21	Tim Cheveldae, DET	Nov. 13 at Detroit	8-0 26
Gerry Desjardins, BUF(3)	Jan. 11 at Buffalo	6-0 28	John Blue, BOS	Jan. 14 at Boston	7-0 21
1993-94 (0)					
None					
TOTAL - 100 HOME - 34 ROAD - 66					
MOST SHUTOUTS AGAINST - Bernie Parent - 10					

PENGUINS HAT TRICKS

NAME/NO.	DATE TEAM	GOALTENDER	NAME/NO.	DATE TEAM	GOALTENDER
	1967-68 (2)			1983-84 (3)	
Andy Bathgate	Oct. 18 vs Minnesota	Mariago (2)/Bauman	Andy Brickley	Dec. 26 vs NY Rangers	Steve Weeks
Ken Schinkel	Oct. 21 vs Chicago	Denis Dejordy	Mike Bullard	Jan. 18 vs Winnipeg	Mike Veisor
	1968-69 (0)		Mark Taylor	Mar. 29 at NY Rangers	John Vanbiesbroeck
None				1984-85 (2)	
	1969-70 (1)		Mike Bullard (2)*	Dec. 5 vs St. Louis	Mike Liut
Ken Schinkel(2)	Feb. 4 vs Minnesota	Mariago/Broderick(2)	Mike Bullard (3)	Dec. 26 vs NY Islanders	Kelly Hrudey
	1970-71 (2)			1985-86 (5)	
Glen Sather	Dec. 19 vs Detroit	Jim McLeod (2)/ENG	Mike Bullard (4)	Dec. 31 at St. Louis	Rick Wamsley
Duane Rupp	Mar. 24 vs Detroit	Jim Rutherford	Mario Lemieux*	Dec. 31 at St. Louis	Rick Wamsley
	1971-72 (1)		Mike Bullard (5)	Jan. 22 at Edmonton	Andy Moog
Bob Leiter	Dec. 1 vs Detroit	Smith (2)/Daley	Doug Shedden (2)	Feb. 15 vs Vancouver	Richard Brodeur
	1972-73 (6)		Mike Bullard (6)	Feb. 21 at Detroit	Stefan/LaForest(2)
Al McDonough	Oct. 11 at St. Louis	Wayne Stephenson		1986-87 (12)	
Lowell MacDonald	Nov. 15 vs Minnesota	Gilles Gilbert	R. Cunneyworth	Oct. 9 vs Washington	Al Jensen
Al McDonough (2)	Nov. 19 vs Atlanta	Phil Myre	Mario Lemieux (2)	Oct. 17 at Buffalo	Tom Barrasso
Al McDonough (3)	Nov. 22 vs St. Louis	Wayne Stephenson	Terry Ruskowski	Oct. 18 vs New Jersey	Karl Friesen
Eddie Shack	Nov. 29 vs Toronto	Ron Low	Kevin LaVallee	Oct. 29 vs New Jersey	Alain Chevrier
Syl Apps	Dec. 13 vs NY Islanders	Gerry Desjardins	John Chabot	Dec. 6 vs Minnesota	Don Beaupre
	1973-74 (3)		Mario Lemieux (3)*	Dec. 12 vs Toronto	Wregget(3)/Bester
Lowell MacDonald (2)	Nov. 13 vs Minnesota	Cesare Mariago	Craig Simpson	Dec. 22 at Montreal	Patrick Roy
Bob Kelly	Mar. 24 vs Detroit	Doug Grant	Mario Lemieux (4)	Jan. 23 at Vancouver	Richard Caprice
Lowell MacDonald (3)	Mar. 27 vs Minnesota	Lorne Worsley	Mario Lemieux (5)	Feb. 5 at Boston	Bill Ranford
	1974-75 (3)		R. Cunneyworth(2)*	Mar. 3 at Quebec	Gosselin(3)/Malarchuk
Rick Kehoe	Feb. 15 at Toronto	Doug Favell	Mario Lemieux (6)	Mar. 8 at Winnipeg	Eldon Reddick
Jean Pronovost	Feb. 26 vs Washington	Michel Belhumeur	Mario Lemieux (7)	Mar. 12 vs Quebec	Mario Gosselin
Pierre Larouche	Mar. 12 vs Boston	Gilles Gilbert		1987-88 (9)	
	1975-76 (9)		Dan Quinn	Oct. 15 vs NY Rangers	Bob Frosse
Jean Pronovost (2)	Nov. 12 at Washington	Bernie Wolfe	Mario Lemieux (8)	Oct. 15 vs NY Rangers	Bob Frosse
Syl Apps (2)	Dec. 17 at California	Gilles Meloche	Mario Lemieux (9)	Oct. 24 vs Buffalo	Jacques Cloutier
Bob Kelly (2)	Dec. 17 at California	Gilles Meloche	Mario Lemieux (10)	Jan. 5 vs Los Angeles	Glen Healy
Stan Gilbertson	Jan. 18 vs NY Rangers	Wilson/Soetaert (2)	Mario Lemieux (11)	Jan. 10 at Detroit	Glen Hanlon
Pierre Larouche (2)	Feb. 8 at Vancouver	Smith(2)/Lockett	Paul Coffey	Jan. 20 at Chicago	Mason/Pang(2)
Jean Pronovost (3)	Feb. 19 vs Toronto	Doug Favell	Dan Quinn (2)	Feb. 28 at Chicago	Darren Pang
Pierre Larouche (3)	Feb. 21 vs Chicago	Gilles Villemure	Dan Quinn (3)	Mar. 7 at Calgary	Mike Vernon
Lowell MacDonald (4)	Feb. 21 vs Chicago	Gilles Villemure	Mario Lemieux (12)*	Apr. 2 at Washington	Clint Malarchuk
Rick Kehoe (2)	Mar. 10 vs Buffalo	Al Smith		1988-89 (13)	
	1976-77 (2)		Mario Lemieux (13)	Oct. 13 vs Washington	Malarchuk(2)/Peeters
Rick Kehoe (3)	Oct. 6 vs Vancouver	Mariago(2)/Ridley	Rob Brown	Oct. 15 vs St. Louis	Vincent Riendeau
Pierre Larouche (4)	Feb. 19 at Toronto	Palmateer/Thomas(2)	Mario Lemieux (14)	Oct. 18 vs Philadelphia	Ron Hexall
	1977-78 (3)		Rob Brown (2)	Nov. 25 at Washington	Clint Malarchuk
Blair Chapman	Nov. 16 at Minnesota	Pete LoPresti	Mario Lemieux (15)	Dec. 21 at Toronto	Ken Wregget
Pete Mahovich	Nov. 30 vs Detroit	Ron Low	Mario Lemieux (16)#	Dec. 31 vs New Jersey	Sauve(3)/Terrerri/ENG
Wayne Bianchin	Dec. 31 vs Cleveland	Gary Edwards	Mario Lemieux (17)	Jan. 10 vs NY Islanders	Kelly Hrudey
	1978-79 (3)		Rob Brown (3)	Jan. 28 vs Detroit	Stefan (2)/Hanlon
Orest Kindrachuk	Mar. 4 at Colorado	Michel Plasse	Rob Brown (4)	Feb. 5 at Boston	Andy Moog
Ron Stackhouse	Mar. 18 at NY Rangers	Wayne Thomas	Mario Lemieux (18)	Feb. 14 vs Buffalo	Jacques Cloutier
Greg Malone	Mar. 28 vs NY Rangers	Doug Soetaert	Mario Lemieux (19)	Mar. 12 at Chicago	Alain Chevrier
	1979-80 (1)		Mario Lemieux (20)	Mar. 25 vs New Jersey	Sauve(2)/Burke
Gary McAdam	Nov. 28 vs Quebec	Michel Dion	Mario Lemieux (21)	Mar. 30 vs Hartford	Kay Whitmore
	1980-81 (5)			1989-90 (10)	
Rick Kehoe (4)	Nov. 26 vs Vancouver	Richard Brodeur	Mario Lemieux (22)	Oct. 17 vs Toronto	Alan Bester/ENG(2)
Rick Kehoe (5)	Dec. 3 at Toronto	Jiri Crha	Kevin Stevens	Oct. 31 vs Los Angeles	Kelly Hrudey
Paul Gardner*	Dec. 13 vs Philadelphia	Phil Myre	Mario Lemieux (23)	Dec. 2 at Quebec	Ron Tugnutt
Rick Kehoe (6)	Jan. 14 vs St. Louis	Ed Staniowski	Rob Brown (5)	Dec. 12 vs Boston	Moog(2)/Lemelin
Gregg Sheppard	Mar. 16 at Edmonton	Ed Mio	Mario Lemieux (24)*	Jan. 8 at NY Rangers	Frosse(2)/Vanbiesbroeck(2)
	1981-82 (4)		Tony Tanli	Jan. 30 vs Philadelphia	Ken Wregget
Paul Gardner (2)	Nov. 7 vs Philadelphia	Pelle Lindbergh	Mario Lemieux (25)	Feb. 2 vs Edmonton	Randy Exelby(2)/ENG
Doug Shedden	Jan. 2 vs Hartford	John Garrett	Rob Brown (6)	Feb. 10 vs Los Angeles	Hrudey/Gosselin/ENG
Rick Kehoe (7)	Jan. 20 vs Boston	Marco Baron	John Cullen	Feb. 20 vs Philadelphia	Ken Wregget(2)/ENG
Andre St. Laurent	Mar. 6 at Quebec	Dan Bouchard	Rob Brown (7)	Mar. 4 vs Minnesota	Jarmo Myllys(2)/ENG
	1982-83 (3)				
Pat Boutette	Oct. 12 vs Vancouver	Richard Brodeur			
Pat Boutette (2)	Oct. 27 vs Washington	Dave Parro			
Rick Kehoe (8)	Dec. 23 at Detroit	Greg Stefan			

PENGUINS HAT TRICKS

NAME/NO.	DATE	TEAM	GOALTENDER	NAME/NO.	DATE	TEAM	GOALTENDER
1990-91 (5)				1992-93 (11)			
Kevin Stevens (2)	Oct. 25	vs Quebec	Tanner/Tugnutt(2)	Kevin Stevens (7)*	Oct. 17	at Hartford	Burke(3)/Pietrangelo
Phil Bourque	Dec. 3	at NY Rangers	Vanbiestrouck/Richter(2)	Mario Lemieux (28)	Oct. 22	vs Detroit	Tim Cheveldae
John Cullen (2)	Jan. 17	at Toronto	Peter Ing	Kevin Stevens (8)	Dec. 12	vs New Jersey	Chris Terreni
Jaromir Jagr	Feb. 2	vs Boston	Norm Foster	Kevin Stevens (9)	Jan. 26	vs Washington	Don Beaupre
Mario Lemieux (26)	Mar. 26	at Philadelphia	Pete Peeters	Mario Lemieux (29)*	Mar. 18	vs Washington	Beaupre(3)/Hrivnak
1991-92 (11)				Mario Lemieux (30)*	Mar. 20	vs Philadelphia	Soderstrom(3)/Roussel
Mario Lemieux (27)	Oct. 15	at NY Islanders	Glenn Healy	Rick Tocchet (2)	Apr. 1	vs Hartford	Gosselin/Pietrangelo(2)
Bob Errey	Oct. 17	vs NY Islanders	Glenn Healy(2)/ENG	Rick Tocchet (3)	Apr. 7	vs Montreal	Patrick Roy
Kevin Stevens (3)	Nov. 13	vs Edmonton	Bill Ranford	Joe Mullen (4)	Apr. 9	at NY Rangers	Hirsch/Richter(2)
Mark Recchi	Nov. 18	at Quebec	Ron Tugnutt	Mario Lemieux (31)#	Apr. 9	at NY Rangers	Hirsch(3)/Richter(2)
Kevin Stevens (4)	Nov. 18	at Quebec	Ron Tugnutt	1993-94 (2)			
Kevin Stevens (5)*	Nov. 29	at Philadelphia	Roussel(3)/Wreggett	Kevin Stevens (10)	Jan. 11	vs Boston	Blue
Kevin Stevens (6)	Dec. 5	at San Jose	Irbe/Hayward (2)	Martin Straka	Mar. 8	vs Boston	Riendeau
Joe Mullen*	Dec. 23	at NY Islanders	Glenn Healy	TOTAL-130	HOME-81	ROAD-49	
Joe Mullen (2)*	Dec. 26	vs Toronto	Grant Fuhr	MOST ALL-TIME- Mario Lemieux (31), Kevin Stevens(10) & Rick Kehoe(8)			
Joe Mullen (3)	Feb. 18	vs Toronto	Rick Wamsley	MOST ONE YEAR (Player) - Mario Lemieux (9) in 1988-89			
Rick Tocchet	Mar. 6	at San Jose	Jarmo Myllys	MOST ONE YEAR (Team) - 13 in 1988-89			
				* Four Goal Game # Five Goal Game			

OPPONENT HAT TRICKS


NAME-TEAM-NO	DATE	LOC	GOALTENDER	NAME-TEAM-NO	DATE	LOC	GOALTENDER
1967-68 (4)				1974-75 (6)			
Stan Mikita, CHI*	Dec. 6	at CHI	Binkley(3)/Bassen	Bobby Orr, BOS	Oct. 23	at PGH	Gary Inness
Bob Pulford, TOR	Jan. 13	at TOR	Les Binkley	Dave Keon, TOR (2)	Nov. 20	at TOR	Gary Inness
Dick Duff, MON	Feb. 17	at MON	Les Binkley	Guy Lafleur, MTL	Dec. 7	at MON	Bob Johnson
Jean Beliveau, MON	Mar. 16	at MON	Bassen(2)/ENG	Guy Lafleur, MTL (2)*	Jan. 26	at MON	Michel Plasse
1968-69 (3)				Greg Pollis, NYR	Mar. 2	at NYR	Michel Plasse
Bobby Rousseau, MTL	Nov. 7	at MON	Les Binkley	Stan Gilbertson, WAS*	Apr. 6	at WAS	Bob Johnson
Bobby Hull, CHI	Nov. 14	at PGH	Les Binkley	1975-76 (4)			
Phil Esposito, Boston	Dec. 15	at BOS	Joe Daley	Hartland Monahan, WAS	Nov. 12	at WAS	Gary Inness
1969-70 (5)				Yvon Courmoyer, MTL	Nov. 13	at PGH	Gary Inness
Gordie Howe, DET	Nov. 2	at DET	Al Smith	Denis Maruk, CAL*	Nov. 15	at PGH	Gary Inness
Ab McDonald, STL	Nov. 19	at PGH	Les Binkley	Ted Irvine, STL	Feb. 29	at PGH	Inness (2)/ENG
Dave Keon, TOR	Jan. 17	at TOR	Les Binkley	1976-77 (4)			
Dave Balon, NYR	Feb. 1	at NYR	Al Smith	Rick Blight, VAN	Oct. 6	at PGH	Gordie Laxton
Stan Mikita, CHI (2)	Feb. 11	at CHI	Al Smith	Wif Paiement, COL	Feb. 6	at COL	Denis Herron
1970-71 (5)				Claude Larose, STL (2)	Feb. 7	at STL	Dunc Wilson
Walt McKechnie, MIN	Oct. 15	at MIN	Al Smith	Don Saleski, PHI	Mar. 13	at PHI	Denis Herron
Phil Esposito, BOS (2)	Dec. 6	at BOS	Les Binkley	1977-78 (1)			
Brian Spencer, TOR	Jan. 9	at TOR	Al Smith	Butch Goring, LA	Nov. 24	at LA	Denis Herron
Phil Esposito, BOS (3)	Mar. 6	at PGH	Al Smith	1978-79 (2)			
Eddie Shack, BUF	Mar. 31	at PGH	Cam Newton	Daie McCourt, DET	Feb. 18	at DET	Millen (2)/Herron
1971-72 (3)				Darcy Rota, ATL	Apr. 1	at PGH	Herron (2)/Millen
Brad Park, NYR	Dec. 12	at NYR	Jim Rutherford	1979-80 (8)			
Norm Ullman, TOR	Dec. 28	at PGH	Binkley (2)/ENG	Pierre Larouche, MTL*	Oct. 25	at MON	Rob Holland
Brad Park, NYR (2)	Feb. 12	at PGH	Jim Rutherford	Darryl Sittler, TOR	Jan. 16	at PGH	Greg Millen
1972-73 (5)				Jordy Douglas, HAR	Jan. 17	at HFD	Greg Millen
Gene Carr, NYR	Dec. 17	at NYR	Denis Herron	Blair MacDonald, EDM	Jan. 19	at PGH	Greg Millen
Rejean Houle, MTL	Jan. 17	at MON	Cam Newton	Mike Foligno, DET	Jan. 31	at DET	Greg Millen
Mike Walton, BOS	Feb. 10	at BOS	Cam Newton	Danny Gare, BUF	Feb. 7	at BUF	Greg Millen
Dennis Hextall, MIN	Mar. 7	at MIN	Andy Brown	Darryl Sittler, TOR (2)	Mar. 5	at PGH	Rob Holland
Bobby Lalonde, VAN	Mar. 17	at VAN	Brown (2)/Newton	Wayne Gretzky, EDM	Mar. 21	at EDM	Greg Millen
1973-74 (5)				1980-81 (8)			
Rick Martin, BUF	Jan. 3	at BUF	Jim Rutherford	Denis Maruk, WAS (2)	Nov. 12	at PGH	Rob Holland
Ken Hodge, BOS	Feb. 3	at PGH	Andy Brown	Rick Dudley, BUF	Dec. 7	at BUF	Millen/Holland (2)
Stan Mikita, CHI (3)	Feb. 10	at CHI	Gary Inness	Bobby Clarke, PHI	Dec. 13	at PGH	Greg Millen
Claude Larose, MTL*	Feb. 28	at MON	Gary Inness	Stan Smyl, VAN	Dec. 19	at VAN	Holland (2)/Millen
Bill Goldsworthy, MIN	Mar. 23	at MIN	Gary Inness	Reed Larson, DET	Jan. 3	at PGH	Greg Millen
				Mike Bossy, NYI*	Jan. 13	at NYI	Millen(3)/ENG
				Lanny McDonald, COL	Feb. 6	at COL	Ficci(2)/ENG
				Mark Messier, EDM	Mar. 16	at EDM	Greg Millen

OPPONENT HAT TRICKS

NAME-TEAM-NO	DATE	LOC	GOALTENDER	NAME-TEAM-NO	DATE	LOC	GOALTENDER
	1981-82 (6)				1987-88 (3)		
Mel Bridgman, PHI	Oct. 29	at PHI	Michel Dion	Dave Hannan, EDM	Jan. 25	at PGH	F. Pietrangelo
Keith Acton, MTL	Nov. 21	at MON	Dion(2)/Harrison	John MacLean, NJ	Jan. 28	NJ	Gilles Meloche
Ron Dugay, NYR	Dec. 27	at NYR	Paul Harrison	Rick Vaive, CHI	Feb. 28	at CHI	F. Pietrangelo
Blaine Stoughton, HAR	Jan. 3	at EDM	Paul Harrison		1988-89 (11)		
Wayne Gretzky, EDM(2)	Mar. 17	at EDM	Michel Dion	Mike Ridley, WAS*	Oct. 11	at PGH	Wendell Young
Bernie Nicholls, LA	Mar. 20	at LA	Michel Dion	Dave Andreychuk, BUF	Oct. 12	at BUF	Wendell Young
	1982-83 (10)			Tony Granato, NYR*	Oct. 30	at NYR	Guenette/Pietrangelo(3)
Butch Goring, NYI (2)	Oct. 14	at NYI	Denis Herron	Walt Poddubny, QUE	Nov. 3	at PGH	Steve Guenette
Marian Stastny, QUE	Oct. 21	at QUE	Denis Herron	Jari Kurri, EDM	Nov. 8	at PGH	Steve Guenette
Peter Stastny, QUE	Dec. 11	at PGH	Denis Herron	Tony Tanti, VAN (2)	Jan. 7	at PGH	Tom Barrasso
Glenn Anderson, EDM	Jan. 7	at EDM	Denis Herron	Tony Granato, NYR (2)	Jan. 14	at PGH	Tom Barrasso
Dale Hawerchuk, WIN	Feb. 4	at WIN	Michel Dion	Peter Stastny, QUE (2)*	Feb. 11	at QUE	Young(2)/Pietrangelo(2)
Lanny McDonald, CAL(2)	Feb. 5	at CAL	Denis Herron	Jody Hull, HAR	Feb. 26	at HAR	Barrasso/Young(2)
Kent Nilsson, CAL	Feb. 12	at PGH	Denis Herron	Ken Linseman, BOS (2)	Mar. 14	at PGH	Tom Barrasso
Charlie Simmer, LA	Feb. 15	at PGH	Nick Ricci	Mats Naslund, MON	Mar. 18	at PGH	Barrasso/Young(2)
Reed Larson, DET (2)	Feb. 15	at PGH	Nick Ricci		1989-90 (6)		
Ken Linseman, EDM	Feb. 19	at PGH	Herron(2)/Ricci	Brett Hull, STL	Oct. 18	at PGH	Wendell Young
	1983-84 (11)			Wayne Gretzky, LA (5)	Oct. 31	at PGH	Wendell Young
Bryan Trottier, NYI	Nov. 11	at NYI	Michel Dion	Pat LaFontaine, NYI	Feb. 6	at PGH	Tom Barrasso
Barry Pederson, BOS	Dec. 6	at PGH	Dion(2)/Herron	Derek King, NYI	Feb. 6	at PGH	Tom Barrasso
Bob MacMillan, NJ	Jan. 7	at PGH	Roberto Romano	Luc Robitaille, LA	Mar. 10	at LA	Alain Chevrier
Paul MacLean, WIN	Jan. 18	at PGH	Michel Dion	Mike Modano, MIN	Mar. 17	at PGH	Alain Chevrier
Pierre Larouche, NYR(2)	Jan. 25	at PGH	Romano(2)/Dion		1990-91 (2)		
Doug Friesbrough, CAL	Feb. 16	at CAL	Michel Dion	Jeremy Roenick, CHI	Oct. 11	at CHI	Tom Barrasso
Lanny McDonald, CAL(3)	Feb. 16	at CAL	Michel Dion	Patrick Flatley, NYI	Dec. 23	at PGH	Frank Pietrangelo
Wayne Gretzky, EDM(3)*	Feb. 22	at PGH	Roberto Romano		1991-92 (4)		
Michel Goulet, QUE	Mar. 8	at PGH	Denis Herron	Derek King, NYI (2)	Oct. 15	at NYI	Tom Barrasso
Dave Poulin, PHI	Mar. 22	at PHI	Denis Herron	Vladimir Ruzicka, BOS	Nov. 5	at PGH	Tom Barrasso
Ilkka Sinisalo, PHI	Mar. 22	at PHI	Denis Herron	V. Ruzicka, BOS (2)*	Feb. 9	at BOS	Tom Barrasso
	1984-85 (7)			Darren Turcotte, NYR	Apr. 16	at NYR	Young/Wregget(2)
Uli Hiemer, NJ	Oct. 31	at NJ	Denis Herron		1992-93 (7)		
Jorgen Pettersson, STL	Nov. 8	at PGH	Michel Dion	Michel Goulet, CHI (3)	Nov. 8	at CHI	Tom Barrasso
Denis Savard, CHI	Nov. 29	at PGH	Denis Herron	Jimmy Carson, DET	Nov. 13	at DET	Tom Barrasso
Michel Goulet, QUE(2)	Dec. 29	at QUE	Denis Herron	Adam Graves, NYR	Nov. 25	at PGH	Barrasso/Wregget(2)
Dale Hawerchuk, WIN(2)	Jan. 21	at WIN	Roberto Romano	Ulf Dahlen, MIN	Jan. 7	at PGH	Tom Barrasso
Wayne Gretzky, EDM(4)	Jan. 26	at EDM	Denis Herron	Steven Heinze, BOS	Jan. 14	at BOS	Ken Wregget
Peter Sundstrom, NYR	Feb. 22	at PGH	Brian Ford	Pierre Turgeon, NYI	Feb. 20	at NYI	Tom Barrasso
	1985-86 (5)			Geoff Sanderson, HFD	Feb. 21	at HAR	Tom Barrasso
Danny Gare, DET(2)	Oct. 30	at DET	Roberto Romano		1993-94 (2)		
Tony Tanti, VAN	Nov. 13	at VAN	Roberto Romano	Mike Gartner, NYR	Jan. 31	at NYR	Ken Wregget
Dave Poulin, PHI(2)	Nov. 24	at PHI	Denis Herron	Randy Burridge, WAS	Mar. 15	at WAS	Tom Barrasso
Troy Murray, CHI	Jan. 1	at CHI	Gilles Meloche		TOTAL - 140 HOME - 50 ROAD - 90		
Al Secord, CHI	Jan. 1	at CHI	Gilles Meloche		MOST ALL-TIME ONE PLAYER - Wayne Gretzky - 5		
	1986-87 (3)				*Four Goal Game		
Kirk Muller, NJ	Oct. 29	at PGH	Roberto Romano				
Sylvain Turgeon, HAR	Mar. 28	at HFD	Pat Riggin				
Perry Anderson, NJ	Mar. 31	at NJ	Gilles Meloche				

THE

PLAYOFFS



1994 PENGUINS PLAYOFF SCORING STATISTICS

NAME	GP	G	A	PTS	+/-	PIM	PP	SH	GW	OT	S	PCTG
Mario Lemieux	6	4	3	7	-4	2	1	0	0	0	23	17.4
Jaromir Jagr	6	2	4	6	-3	16	0	0	1	0	16	12.5
Rick Tocchet	6	2	3	5	-2	20	1	0	1	0	14	14.3
Larry Murphy	6	0	5	5	-6	0	0	0	0	0	13	.0
Kevin Stevens	6	1	1	2	-5	10	0	0	0	0	20	5.0
Peter Taglianetti	5	0	2	2	+2	16	0	0	0	0	0	0.0
Ron Francis	6	0	2	2	-2	6	0	0	0	0	9	.0
Joe Mullen	6	1	0	1	-1	2	0	0	0	0	6	16.7
Shawn McEachern	6	1	0	1	-2	2	0	0	0	0	10	10.0
Martin Straka	6	1	0	1	-3	2	0	0	0	0	3	33.3
Greg Brown	6	0	1	1	-2	4	0	0	0	0	3	.0
Ulf Samuelsson	6	0	1	1	-3	18	0	0	0	0	6	.0
Larry DePalma	1	0	0	0	0	0	0	0	0	0	0	.0
Greg Hawgood	1	0	0	0	0	0	0	0	0	0	1	.0
Mike Ramsey	1	0	0	0	0	0	0	0	0	0	2	.0
Bryan Trottier	2	0	0	0	0	0	0	0	0	0	1	.0
Grant Jennings	3	0	0	0	-1	2	0	0	0	0	2	.0
Jim McKenzie	3	0	0	0	0	0	0	0	0	0	0	.0
Chris Tamer	5	0	0	0	1	2	0	0	0	0	2	.0
Tom Barrasso	6	0	0	0	0	4	0	0	0	0	0	.0
Doug Brown	6	0	0	0	0	2	0	0	0	0	3	.0
Kjell Samuelsson	6	0	0	0	0	26	0	0	0	0	3	.0
Tomas Sandstrom	6	0	0	0	-4	4	0	0	0	0	10	.0
TOTALS	6	12	22	34		138	2	0	2	0	147	8.2
GOALTENDER	GP	MINS	AVG	W-L	EN	SO	GA	SAVES	SV%			
Tom Barrasso	6	356	2.87	2-4	3	0	17	162	.895			
TOTAL	6	360	3.33	2-4	3	0	20	165	.879			

1994 PLAYOFF SCORING LEADERS

PLAYER - TEAM	GP	G	A	PTS	+/-	PP	SH	GW	SOG
Brian Leetch-NY Rangers	23	11	23	34	+19	4	0	4	88
Pavel Bure-Vancouver	24	16	14	30	+7	3	0	2	101
Mark Messier-NY Rangers	23	12	18	30	+14	2	1	4	75
Doug Gilmour-Toronto	18	6	22	28	+3	5	0	1	31
Trevor Linden-Vancouver	24	12	13	25	+3	5	1	1	67
Alexei Kovalev-NY Rangers	23	9	12	21	+5	5	0	2	71
Geoff Courtnall-Vancouver	24	9	10	19	+10	0	1	3	77
Sergei Zubov-NY Rangers	22	5	14	19	+10	2	0	0	60
Claude Lemieux-New Jersey	20	7	11	18	+4	0	0	2	50
Igor Larionov-San Jose	14	5	13	18	-1	0	0	0	27
Dave Ellett-Toronto	18	3	15	18	+1	3	0	0	33

INDIVIDUAL LEADERS

GOALS		ASSISTS	
Pavel Bure-Vancouver	16	Brian Leetch-NY Rangers	23
Mark Messier-NY Rangers	12	Doug Gilmour-Toronto	22
Trevor Linden-Vancouver	12	Mark Messier-NY Rangers	18
Brian Leetch-NY Rangers	11	Dave Ellett-Toronto	15
Adam Graves-NY Rangers	10	Sergei Zubov-NY Rangers	14
		Pavel Bure-Vancouver	14
POWER PLAY GOALS		GAME WINNING GOALS	
Dmitri Mironov-Toronto	6	Brian Leetch-NY Rangers	4
Doug Gilmour-Toronto	5	Mark Messier-NY Rangers	4
Alexei Kovalev-NY Rangers	5	Mike Gartner-Toronto	3
Trevor Linden-Vancouver	5	Geoff Courtnall-Vancouver	3
Brian Leetch-NY Rangers	4		

GOALTENDING LEADERS

PLAYER - TEAM	GP	MINS	GA	AVG
Dominik Hasek-Buffalo	7	484	13	1.61
Martin Brodeur-New Jersey	17	1171	38	1.95
Mike Richter-NY Rangers	23	1417	49	2.07
Kirk McLean-Vancouver	24	1544	59	2.29
Chris Osgood-Detroit	6	307	12	2.35

EASTERN CONFERENCE QUARTERFINALS

PITTSBURGH PENGUINS VS WASHINGTON CAPITALS

	GP	W	L	T	PTS	GF	GA	PPG	SHG	PEN	PIM
PITTSBURGH	6	2	4	0	4	12	20	2	0	50	140
WASHINGTON	6	4	2	0	8	20	12	3	2	61	129

AT PITTSBURGH (2-1-0)

Apr. 17 WASHINGTON 5 (BEAUPRE) at Pittsburgh 3 (Barrasso)
 Apr. 19 Washington 1 (Dafoe) at PITTSBURGH 2 (BARRASSO)
 Apr. 21 Pittsburgh 0 (Barrasso) at WASHINGTON 2 (BEAUPRE)
 Apr. 23 Pittsburgh 1 (Barrasso) at WASHINGTON 4 (BEAUPRE)
 Apr. 25 Washington 2 (Dafoe) at PITTSBURGH 3 (BARRASSO)
 Apr. 27 Pittsburgh 3 (Barrasso) at WASHINGTON 6 (BEAUPRE)

AT WASHINGTON (0-3)

WG - Juneau
 WG - Tocchet
 WG - Reekie
 WG - Bondra
 WG - Jagr
 WG - Johansson

GOALS & SHOTS BY PERIODS:

	1ST	2ND	3RD	OVT	TOTAL
PITTSBURGH	8-70	1-38	3-39	—	12-147
WASHINGTON	5-65	9-57	6-43	—	20-165

PITTSBURGH	GP	G	A	PTS	PIM	SOG	+/-	WASHINGTON	GP	G	A	PTS	PIM	SOG	+/-
Lemieux	6	4	3	7	2	23	-4	Juneau	6	3	4	7	6	17	+2
Jagr	6	2	4	6	16	16	-3	Pivonka	6	3	4	7	4	12	+1
Tocchet	6	2	3	5	20	14	-2	Miller	6	1	5	6	0	7	+4
Murphy	6	0	5	5	0	13	-6	Bondra	6	2	3	5	2	19	+3
Stevens	6	1	1	2	10	20	-5	Khristich	6	2	2	4	8	10	E
Taglianetti	5	0	2	2	16	0	+2	Ridley	6	2	2	4	2	9	+4
Francis	6	0	2	2	6	9	-2	Hatcher	6	1	3	4	27	22	+2
McEachern	6	1	0	1	2	10	-2	Johansson	6	1	3	4	4	12	+4
Mullen	6	1	0	1	2	6	-1	Poulin	6	2	1	3	2	6	-1
Straka	6	1	0	1	2	3	-3	Reekie	6	2	1	3	8	8	+1
G. Brown	6	0	1	1	4	3	-2	Slaney	6	1	1	2	2	9	+3
U. Samuelsson	6	0	1	1	18	6	-3	Cote	4	0	2	2	2	11	+3
Depalma	1	0	0	0	0	0	E	Hunter	2	0	1	1	4	2	-1
Hawgood	1	0	0	0	0	1	E	Peake	4	0	1	1	4	4	+1
Ramsey	1	0	0	0	0	2	E	Burridge	6	0	1	1	12	8	E
Trottier	2	0	0	0	0	1	E	Konowalchuk	6	0	1	1	6	2	+3
Jennings	3	0	0	0	2	2	-1	Krygier	1	0	0	0	0	1	E
McKenzie	3	0	0	0	0	0	E	Dafoe	2	0	0	0	0	0	-
Tamer	5	0	0	0	2	2	+1	Anderson	3	0	0	0	10	0	E
Barrasso	6	0	0	0	4	0	-	Nelson	3	0	0	0	0	0	+1
D. Brown	6	0	0	0	2	3	E	Beaupre	4	0	0	0	0	0	-
K. Samuelsson	6	0	0	0	23	3	E	Berube	5	0	0	0	14	0	E
Sandstrom	6	0	0	0	4	10	-4	Jones	6	0	0	0	22	6	+1
TOTAL	6		(12-22-34)	140	147			TOTAL	6		(20-33-53)	129	165		

GOALTENDERS	GP	MP	GF	GA	ENG	SO	AVG	SHOTS	SPCT	W-L
Barrasso (P)	6	356:32	12	17	3	0	2.87	162	.895	2-4
PITTSBURGH TOTAL	6	360:00	12	20	3	0	3.34	165	.879	2-4
Beaupre (W)	4	240:00	17	7	0	1	1.75	108	.935	4-0
Dafoe (W)	2	117:58	3	5	0	0	2.54	39	.872	0-2
WASHINGTON TOTAL	6	360:00	20	12	0	1	2.00	147	.918	4-2

POWER PLAY GOALS: PITTSBURGH (2 for 27) - Lemieux, Tocchet
 WASHINGTON (3 for 30) - Juneau, Pivonka, Slaney
SHORT-HANDED GOALS: WASHINGTON (2) - Miller, Reekie

PLAYOFF BOUND

In 1994 the Penguins were in the playoffs for the fourth consecutive year, which ties the club record for the longest consecutive streak in the playoffs (1981-1984). The Penguins have made the playoffs in five of the past six seasons.

PENGUINS STANLEY CUP PLAYOFF RESULTS, 1968-1994

1968 - Did Not Qualify For Playoffs

1969 - Did Not Qualify For Playoffs

1970 Quarter Finals (Pittsburgh, 4-0)

Apr. 8 Oakland 1 at Pittsburgh 2 W
 Apr. 9 Oakland 1 at Pittsburgh 3 W
 Apr. 11 Pittsburgh 5 at Oakland 2 W
 Apr. 12 Pittsburgh 3 at Oakland 2 (OT) W

Semi-Finals (St.Louis, 4-2)

Apr. 19 Pittsburgh 1 at St.Louis 3 L
 Apr. 21 Pittsburgh 1 at St.Louis 4 L
 Apr. 23 St. Louis 2 at Pittsburgh 3 W
 Apr. 26 St. Louis 1 at Pittsburgh 2 W
 Apr. 28 Pittsburgh 0 at St. Louis 5 L
 Apr. 30 St. Louis 4 at Pittsburgh 3 L

1971 - Did Not Qualify For Playoffs

1972 Quarter Finals (Chicago, 4-0)

Apr. 5 Pittsburgh 1 at Chicago 3 L
 Apr. 6 Pittsburgh 2 at Chicago 3 L
 Apr. 8 Chicago 2 at Pittsburgh 0 L
 Apr. 9 Chicago 6 at Pittsburgh 5 (OT) L

1973 - Did Not Qualify For Playoffs

1974 - Did Not Qualify For Playoffs

1975 Preliminary Round (Pittsburgh, 2-0)

Apr. 8 St.Louis 3 at Pittsburgh 4 W
 Apr. 10 Pittsburgh 5 at St.Louis 3 W

Quarter Finals (NY Islanders, 4-3)

Apr. 13 NY Islanders 4 at Pittsburgh 5 W
 Apr. 15 NY Islanders 1 at Pittsburgh 3 W
 Apr. 17 Pittsburgh 6 at NY Islanders 4 W
 Apr. 20 Pittsburgh 1 at NY Islanders 3 L
 Apr. 22 NY Islanders 4 at Pittsburgh 2 L
 Apr. 24 Pittsburgh 1 at NY Islanders 4 L
 Apr. 26 NY Islanders 1 at Pittsburgh 0 L

1976 Preliminary Round (Toronto, 2-1)

Apr. 6 Pittsburgh 1 at Toronto 4 L
 Apr. 8 Toronto 0 at Pittsburgh 2 W
 Apr. 9 Pittsburgh 0 at Toronto 4 L

1977 Preliminary Round (Toronto, 2-1)

Apr. 5 Toronto 4 at Pittsburgh 2 L
 Apr. 7 Pittsburgh 6 at Toronto 4 W
 Apr. 9 Toronto 5 at Pittsburgh 2 L

1978 - Did Not Qualify For Playoffs

1979 Preliminary Round (Pittsburgh, 2-1)

Apr. 10 Pittsburgh 4 at Buffalo 3 W
 Apr. 12 Buffalo 3 at Pittsburgh 1 L
 Apr. 14 Pittsburgh 4 at Buffalo 3 (OT) W

Quarter Finals (Boston, 4-0)

Apr. 16 Pittsburgh 2 at Boston 6 L
 Apr. 18 Pittsburgh 3 at Boston 4 L
 Apr. 21 Boston 2 at Pittsburgh 1 L
 Apr. 22 Boston 4 at Pittsburgh 1 L

1980 Preliminary Round (Boston, 3-2)

Apr. 8 Pittsburgh 4 at Boston 2 W
 Apr. 10 Pittsburgh 1 at Boston 4 L
 Apr. 12 Boston 1 at Pittsburgh 4 W
 Apr. 13 Boston 8 at Pittsburgh 3 L
 Apr. 14 Pittsburgh 2 at Boston 6 L

1981 Preliminary Round (St.Louis, 3-2)

Apr. 8 Pittsburgh 2 at St.Louis 4 L
 Apr. 9 Pittsburgh 6 at St.Louis 4 W
 Apr. 11 St.Louis 5 at Pittsburgh 4 L
 Apr. 12 St.Louis 3 at Pittsburgh 6 W
 Apr. 14 Pittsburgh 3 at St.Louis 4 (2OT) L

1982 Preliminary Round (NY Islanders, 3-2)

Apr. 7 Pittsburgh 1 at NY Islanders 8 L
 Apr. 8 Pittsburgh 2 at NY Islanders 7 L
 Apr. 10 NY Islanders 1 at Pittsburgh 2 (OT) W
 Apr. 11 NY Islanders 2 at Pittsburgh 5 W
 Apr. 13 Pittsburgh 3 at NY Islanders 4 (OT) L

1983 - Did Not Qualify For Playoffs

1984 - Did Not Qualify For Playoffs

1985 - Did Not Qualify For Playoffs

1986 - Did Not Qualify For Playoffs

1987 - Did Not Qualify For Playoffs

1988 - Did Not Qualify For Playoffs

Penguins' Mascot

The Penguins mascot – Iceburgh – has become a familiar figure in the Pittsburgh area since he began working with the club during the 1992-93 season.

Iceburgh makes a number of appearances at Penguins community events including hospital visits, the Make-A-Wish Luncheon, the Penguins Carnival and selected school anti-drug appearances. He also performs at every home game.

PENGUINS STANLEY CUP PLAYOFF RESULTS, 1968-1994

1989 Division Semi-Finals (Pittsburgh, 4-0)

Apr. 5	NY Rangers	1	at Pittsburgh	3	W
Apr. 6	NY Rangers	4	at Pittsburgh	7	W
Apr. 8	Pittsburgh	5	at NY Rangers	3	W
Apr. 9	Pittsburgh	4	at NY Rangers	3	W

Division Finals (Philadelphia, 4-3)

Apr. 17	Philadelphia	3	at Pittsburgh	4	W
Apr. 19	Philadelphia	4	at Pittsburgh	2	L
Apr. 21	Pittsburgh	4	at Philadelphia	3	(OT)W
Apr. 23	Pittsburgh	1	at Philadelphia	4	L
Apr. 25	Philadelphia	7	at Pittsburgh	10	W
Apr. 27	Pittsburgh	2	at Philadelphia	6	L
Apr. 29	Philadelphi	4	at Pittsburgh	1	L

1990 - Did Not Qualify For Playoffs

1991 - WON STANLEY CUP

Division Semi-Finals (Pittsburgh, 4-3)

Apr. 3	New Jersey	3	at Pittsburgh	1	L
Apr. 5	New Jersey	4	at Pittsburgh	5	(OT)W
Apr. 7	Pittsburgh	4	at New Jersey	3	W
Apr. 9	Pittsburgh	1	at New Jersey	4	L
Apr. 11	New Jersey	4	at Pittsburgh	2	L
Apr. 13	Pittsburgh	4	at New Jersey	3	W
Apr. 15	New Jersey	0	at Pittsburgh	4	W

Division Finals (Pittsburgh, 4-1)

Apr. 17	Washington	4	at Pittsburgh	2	L
Apr. 19	Washington	6	at Pittsburgh	7	(OT)W
Apr. 21	Pittsburgh	3	at Washington	1	W
Apr. 23	Pittsburgh	3	at Washington	1	W
Apr. 25	Washington	1	at Pittsburgh	4	W

Conference Finals (Pittsburgh, 4-2)

May 1	Pittsburgh	3	at Boston	6	L
May 3	Pittsburgh	4	at Boston	5	(OT)L
May 5	Boston	1	at Pittsburgh	4	W
May 7	Boston	1	at Pittsburgh	4	W
May 9	Pittsburgh	7	at Boston	2	W
May 11	Boston	3	at Pittsburgh	5	W

Stanley Cup Finals (Pittsburgh, 4-2)

May 15	Minnesota	5	at Pittsburgh	4	L
May 17	Minnesota	1	at Pittsburgh	4	W
May 19	Pittsburgh	1	at Minnesota	3	L
May 21	Pittsburgh	5	at Minnesota	3	W
May 23	Minnesota	4	at Pittsburgh	6	W
May 25	Pittsburgh	8	at Minnesota	0	W

1992 - WON STANLEY CUP

Division Semi-Finals (Pittsburgh, 4-0)

Apr. 19	Pittsburgh	1	at Washington	3	L
Apr. 21	Pittsburgh	2	at Washington	6	L
Apr. 23	Washington	4	at Pittsburgh	6	W
Apr. 25	Washington	7	at Pittsburgh	2	L
Apr. 27	Pittsburgh	5	at Washington	2	W
Apr. 29	Washington	4	at Pittsburgh	6	W
May 1	Pittsburgh	3	at Washington	1	W

Division Finals (Pittsburgh, 4-2)

May 3	Pittsburgh	4	at NY Rangers	2	W
May 5	Pittsburgh	2	at NY Rangers	4	L
May 7	NY Rangers	6	at Pittsburgh	5	(OT)L
May 9	NY Rangers	4	at Pittsburgh	5	(OT)W
May 11	Pittsburgh	3	at NY Rangers	2	W
May 13	NY Rangers	1	at Pittsburgh	5	W

Conference Finals (Pittsburgh, 4-0)

May 17	Boston	3	at Pittsburgh	4	(OT)W
May 19	Boston	2	at Pittsburgh	5	W
May 21	Pittsburgh	5	at Boston	1	W
May 23	Pittsburgh	5	at Boston	1	W

Stanley Cup Final (Pittsburgh, 4-0)

May 26	Chicago	4	at Pittsburgh	5	W
May 28	Chicago	1	at Pittsburgh	3	W
May 30	Pittsburgh	1	at Chicago	0	W
June 1	Pittsburgh	6	at Chicago	5	W

1993 Division Finals (Pittsburgh, 4-1)

Apr. 18	New Jersey	3	at Pittsburgh	6	W
Apr. 20	New Jersey	0	at Pittsburgh	7	W
Apr. 22	Pittsburgh	4	at New Jersey	3	W
Apr. 25	Washington	1	at Pittsburgh	4	L
Apr. 26	New Jersey	3	at Pittsburgh	5	W

Division Finals (NY Islanders, 4-3)

May 2	NY Islander	3	at Pittsburgh	2	L
May 4	NY Islander	0	at Pittsburgh	3	W
May 6	Pittsburgh	3	at NY Islanders	1	W
May 8	Pittsburgh	5	at NY Islanders	6	L
May 10	NY Islander	3	at Pittsburgh	6	W
May 12	Pittsburgh	5	at NY Islanders	7	L
May 14	NY Islander	4	at Pittsburgh	3	(OT)L

1994 Conference Quarterfinals (Washington, 4-2)

Apr. 17	Washington	5	at Pittsburgh	3	L
Apr. 19	Washington	1	at Pittsburgh	2	W
Apr. 21	Pittsburgh	0	at Washington	2	L
Apr. 23	Pittsburgh	1	at Washington	4	L
Apr. 25	Washington	2	at Pittsburgh	3	W
Apr. 27	Pittsburgh	3	at Washington	6	L

PENGUINS CAREER PLAYOFF SCORING, 1968-94

PLAYER					GP	G	A	PTS	PIM	PLAYER					GP	G	A	PTS	PIM
1.	MARIO LEMIEUX	66	56	66	122	46	61.	Pat Boutette	5	3	1	4	8						
2.	KEVIN STEVENS	74	39	50	89	129	62.	Nick Harbaruk	14	3	1	4	20						
3.	RON FRANCIS	63	21	42	63	55	63.	MARTIN STRAKA	17	3	1	4	4						
4.	LARRY MURPHY	62	13	44	57	73	64.	Mario Faubert	10	2	2	4	6						
5.	JAROMIR JAGR	63	21	31	52	51	65.	Duane Rupp	10	2	2	4	8						
6.	Rick Tocchet	32	15	22	37	68	66.	Dave Burrows	20	1	3	4	16						
7.	Mark Recchi	24	10	24	34	33	67.	Keith McCreary	11	0	4	4	6						
8.	JOE MULLEN	49	16	12	28	16	68.	Bob Leiter	4	3	0	3	0						
9.	Paul Coffey	23	4	22	26	37	69.	Jim Hamilton	6	3	0	3	0						
10.	Phil Bourque	56	13	12	25	107	70.	Andre St-Laurent	5	2	1	3	8						
11.	Troy Loney	66	8	14	22	97	71.	Blair Chapman	10	2	1	3	9						
12.	Rick Kehoe	37	4	17	21	2	72.	Wally Boyer	10	1	2	3	0						
13.	Jean Pronovost	29	9	9	18	12	73.	Dunc McCallum	10	1	2	3	12						
14.	SHAWN McEACHERN	37	6	9	15	16	74.	Bob Woytowich	10	1	2	3	2						
15.	George Ferguson	22	4	11	15	13	75.	Greg Hotham	5	0	3	3	6						
16.	Rod Schutt	22	8	6	14	26	76.	Jim Morrison	8	0	3	3	10						
17.	Bryan Trottier	46	7	7	14	57	77.	Russ Anderson	10	0	3	3	28						
18.	Randy Carlyle	22	6	8	14	41	78.	Bryan Hextall	14	0	3	3	43						
19.	ULF SAMUELSSON	59	4	10	14	115	79.	Mike Needham	14	2	0	2	4						
20.	Ron Schock	29	2	12	14	23	80.	Stan Gilbertson	3	1	1	2	2						
21.	Bob Errey	49	9	4	13	51	81.	Nick Libett	5	1	1	2	0						
22.	Ron Stackhouse	32	5	8	13	38	82.	Rick MacLeish	5	1	1	2	0						
23.	Paul Stanton	44	2	10	12	66	83.	Kevin McClelland	5	1	1	2	5						
24.	Gregg Sheppard	17	4	7	11	2	84.	Bob Stewart	5	1	1	2	2						
25.	Jock Callander	22	3	8	11	12	85.	Dave Michayluk	7	1	1	2	0						
26.	Pierre Larouche	15	2	9	11	2	86.	Pat Price	10	1	1	2	49						
27.	Lowell MacDonald	15	6	4	10	8	87.	GRANT JENNINGS	38	1	1	2	38						
28.	Dan Quinn	11	6	3	9	10	88.	Darryl Edestrand	4	0	2	2	0						
29.	Bob Kelly	15	6	3	9	23	89.	Greg Polis	4	0	2	2	0						
30.	JOHN CULLEN	11	3	6	9	28	90.	Glen Sather	10	0	2	2	17						
31.	Colin Campbell	19	2	7	9	51	91.	Gord Dineen	11	0	2	2	8						
32.	Zarley Zalapski	11	1	8	9	13	92.	Val Fonteyne	14	0	2	2	2						
33.	Michel Briere	10	5	3	8	17	93.	Peter LaFramboise	9	1	0	1	0						
34.	Rob Brown	11	5	3	8	22	94.	Randy Gilhen	16	1	0	1	14						
35.	Mike Bullard	9	4	4	8	4	95.	Pete Mahovich	2	0	1	1	0						
36.	Syl Apps	19	4	4	8	23	96.	Don Awrey	3	0	1	1	0						
37.	Randy Cunneynworth	11	3	5	8	26	97.	Wayne Bianchin	3	0	1	1	6						
38.	Greg Malone	18	3	5	8	32	98.	Jacques Cossette	3	0	1	1	4						
39.	PETER TAGLIANETTI	35	1	7	8	81	99.	Dave McLlwain	3	0	1	1	0						
40.	Peter Lee	19	0	8	8	4	100.	Ed Van Impe	3	0	1	1	2						
41.	Ken Schinkel	13	6	1	7	4	101.	Tim Horton	4	0	1	1	2						
42.	Vic Hadfield	10	5	2	7	11	102.	Al McDonough	4	0	1	1	0						
43.	Mark Johnson	10	4	3	7	6	103.	Eddie Shack	4	0	1	1	15						
44.	Paul Gardner	10	2	5	7	10	104.	Frank Pietrangelo	5	0	1	1	2						
45.	Dean Prentice	12	2	5	7	8	105.	Gary Rissling	5	0	1	1	4						
46.	Scott Young	17	1	6	7	2	106.	GREG BROWN	6	0	1	1	4						
47.	TOM BARRASSO	70	0	7	7	22	107.	Barry Wilkins	6	0	1	1	4						
48.	Gary McAdam	12	3	3	6	9	108.	Marc Chorney	7	0	1	1	2						
49.	Chuck Armason	9	2	4	6	4	109.	Bob Paradise	7	0	1	1	17						
50.	Jiri Hrdina	35	2	4	6	22	110.	Bob McManama	8	0	1	1	6						
51.	Mike Ramsey	13	0	6	6	4	111.	Dennis Owchar	8	0	1	1	6						
52.	KJELL SAMUELSSON	33	0	6	6	40	112.	Dave Hannan	8	0	1	1	4						
53.	Orest Kindrachuk	7	4	1	5	7	113.	Paul Baxter	10	0	1	1	42						
54.	Jeff Daniels	12	3	2	5	0	114.	Tracy Pratt	10	0	1	1	51						
55.	Ross Lonsberry	17	2	3	5	13	115.	Randy Hillier	17	0	1	1	73						
56.	Dave Tippett	12	1	4	5	14	116.	LARRY DePALMA	1	0	0	0	0						
57.	Jim Paek	27	1	4	5	8	117.	Steve Dykstra	1	0	0	0	2						
58.	Gord Roberts	43	1	4	5	95	118.	GREG HAWGOOD	1	0	0	0	0						
59.	Tom Bladon	8	0	5	5	2	119.	Paul Marshall	1	0	0	0	0						
60.	Jim Johnson	11	0	5	5	44	120.	Steve Gatzos	1	0	0	0	0						

PENGUINS CAREER PLAYOFF SCORING, 1968-94

PLAYER	GP	G	A	PTS	PIM	PLAYER	GP	G	A	PTS	PIM
121. KEN WREGGET	1	0	0	0	0	141. Michel Dion	5	0	0	0	0
122. Wendell Young	1	0	0	0	0	142. Pat Hughes	5	0	0	0	21
123. Richard Zemlak	1	0	0	0	10	143. CHRIS TAMER	5	0	0	0	2
124. Mike Corrigan	2	0	0	0	0	144. DOUG BROWN	6	0	0	0	2
125. Chris Dahlquist	2	0	0	0	0	145. TOMAS SANDSTROM	6	0	0	0	4
126. Bob Simpson	2	0	0	0	0	146. Les Binkley	7	0	0	0	0
127. Lex Hudson	2	0	0	0	0	147. Bob Blackburn	7	0	0	0	4
128. Larry Bignell	3	0	0	0	2	148. Gary Inness	9	0	0	0	2
129. Randy Boyd	3	0	0	0	11	149. Rod Buskas	10	0	0	0	23
130. Kim Clackson	3	0	0	0	37	150. Denis Herron	10	0	0	0	5
131. JIM MCKENZIE	3	0	0	0	0	151. Greg Millen	10	0	0	0	0
132. Al Smith	3	0	0	0	0	152. Lew Morrison	13	0	0	0	0
133. Simon Nolet	3	0	0	0	0	153. Jay Caufield	14	0	0	0	30
134. Michel Plasse	3	0	0	0	0	154. Bryan Watson	14	0	0	0	38
135. Steve Cardwell	4	0	0	0	2	BENCH					30
136. Kim Davis	4	0	0	0	0						
137. Pat Graham	4	0	0	0	2	TOTAL	125	418	697	1115	2657
138. Jim Rutherford	4	0	0	0	0						
139. Mike Stapleton	4	0	0	0	0						
140. Dale Tallon	4	0	0	0	4						

PENGUINS CAREER PLAYOFF GOALTENDING, 1968-94

PLAYER	GP	MP	GF	GA	ENG	SO	SAVES	AVG	W-L
Wendell Young	1	39	1	1	0	0	10	1.54	0-0
Les Binkley	7	428	18	15	0	0	183	2.10	5-2
Gary Inness	9	540	27	24	3	0	271	2.67	5-4
Michel Plasse	3	180	3	8	0	1	85	2.67	1-2
TOM BARRASSO	70	4117	261	201	8	4	1970	2.93	44-25
Frank Pietrangelo	5	288	19	15	1	1	133	3.13	4-1
Al Smith	3	180	5	10	0	0	79	3.33	1-2
Denis Herron	10	601	26	35	3	0	300	3.49	3-7
Jim Rutherford	4	240	8	14	0	0	131	3.50	0-4
Greg Millen	10	625	35	40	1	0	297	3.84	4-6
Michel Dion	5	640	13	22	0	0	161	4.26	2-3
KEN WREGGET	1	40	2	4	0	0	12	6.00	0-0
TOTAL	125	7600	418	405		6	3632	3.19	69-56

PENGUINS CAREER PLAYOFF LEADERS, 1968-94

GAMES PLAYED		POWER PLAY GOALS		GOALTENDER WINS	
1. STEVENS	74	1. LEMIEUX	25	1. BARRASSO	44
2. BARRASSO	70	2. STEVENS	15	2. Binkley	5
3. LEMIEUX	66	3. MURPHY	9	Inness	5
Loney	66	4. Recchi	5		
5. FRANCIS	63	Tocchet	5		
JAGR	63				
GOALS		SHORT-HANDED GOALS		GOALS AGAINST AVG.	
1. LEMIEUX	56	1. LEMIEUX	6	1. Binkley	2.10
2. STEVENS	39	2. Errey	2	2. Inness	2.67
3. FRANCIS	21			3. BARRASSO	2.93
JAGR	21	1. FRANCIS	7		
5. MULLEN	16	JAGR	7		
6. Tocchet	15	STEVENS	7	SHUTOUTS	
		4. LEMIEUX	6	1. BARRASSO	4
				2. Pietrangelo	1
				Plasse	1
ASSISTS		PENALTY MINUTES		GAMES PLAYED	
1. LEMIEUX	66	1. STEVENS	129	1. BARRASSO	70
2. STEVENS	50	2. U.SAMUELSSON	115	2. Herron	10
3. MURPHY	44	3. Bourque	107	Millen	10
4. FRANCIS	42	4. Loney	97		
5. JAGR	31	5. Roberts	95		
6. Recchi	24				

BOLD FACE- Current Players

PENGUINS PLAYOFF RECORDS 1968-94

PITTSBURGH PENGUINS STANLEY CUP CHAMPIONSHIP TEAMS

1991

Edward J. DeBartolo, Owner; Marie Denise DeBartolo York, President; Paul Martha, Vice President; Craig Patrick, General Manager; Scott Bowman, Director of Player Development and Recruitment; Bob Johnson, Head Coach; Rick Kehoe, Rick Paterson, Barry Smith, Assistant Coaches; Gilles Meloche, Greg Malone, Scouts; Skip Thayer, Trainer, Steve Latin, Equipment Manager; John Welday, Strength and Conditioning Coach; Mario Lemieux, Captain; Paul Coffey, Randy Hillier, Bob Errey, Alternate Captains; Tom Barrasso, Phil Bourque, Jay Caufield, Ron Francis, Randy Gilhen, Jiri Hrdina, Jaromir Jagr, Grant Jennings, Troy Loney, Joe Mullen, Larry Murphy, Jim Paek, Frank Pietrangelo, Barry Pederson, Mark Recchi, Gord Roberts, Ulf Samuelsson, Paul Stanton, Kevin Stevens, Peter Taglianetti, Bryan Trottier, Scott Young, Wendell Young

1992

Howard Baldwin, Morris Belzberg, Thomas Ruta, Owners; Donn Patton, Executive VP/CFO; Paul Martha, Executive VP/General Counsel; Craig Patrick, Executive VP/General Manager; Bob Johnson, Head Coach; Scott Bowman, Director of Player Development & Interim Coach; Barry Smith, Rick Kehoe, Pierre McGuire, Gilles Meloche, Rick Paterson, Assistant Coaches; Steve Latin, Equipment Manager, Skip Thayer, Trainer, John Welday, Strength and Conditioning Coach, Greg Malone, Les Binkley, Charlie Hodge, John Gill, Ralph Cox, Scouts; Mario Lemieux (Captain), Ron Francis, Bryan Trottier, Kevin Stevens, Bob Errey, Alternate Captains; Phil Bourque, Troy Loney, Rick Tocchet, Joe Mullen, Jaromir Jagr, Jiri Hrdina, Shawn McEachern, Ulf Samuelsson, Kjell Samuelsson, Larry Murphy, Gord Roberts, Jim Paek, Paul Stanton, Tom Barrasso, Ken Wregget, Jay Caufield, Jamie Leach, Wendell Young, Grant Jennings, Peter Taglianetti, Jock Callander, Dave Michayluk, Mike Needham, Jeff Chychrun, Ken Priestley, Jeff Daniels

PENGUIN PLAYOFF RECORD VS. EACH TEAM

OPPONENT	SERIES	W	L	GP	W	L	GF	GA	LAST SERIES
Boston	4	2	2	19	10	9	67	62	1992 SF-Won 4-0
Washington	3	2	1	18	10	8	56	60	1994 CQF-Lost 4-2
St. Louis	3	1	2	13	6	7	40	45	1981 PR-Lost 3-2
NY Islanders	3	0	3	19	8	11	58	67	1993 DSF-Lost 4-3
New Jersey	2	2	0	12	8	4	44	34	1993 DSF-Won 4-1
NY Rangers	2	2	0	10	8	2	43	30	1992 DF-Won 4-2
Chicago	2	1	1	8	4	4	23	23	1992 F-Won 4-0
Toronto	2	0	2	6	2	4	13	21	1977 PR-Lost 2-1
Buffalo	1	1	0	3	2	1	9	9	1979 PR-Won 2-1
Minnesota	1	1	0	6	4	2	28	16	1991 F-Won 4-2
Oakland	1	1	0	4	4	0	13	6	1970 QF-Won 4-0
Philadelphia	1	0	1	7	3	4	24	31	1989 DF-Lost 4-3
TOTAL	25	13	12	125	69	56	418	405	

PLAYOFF RECORDS - ALL-TIME

Years in the Playoffs	14
Most Consecutive Years in the Playoffs	4 (1979 to 1982), (1991 to 1994)
Most Consecutive Wins	14 May 9, 1992 to April 22, 1993 #
Most Consecutive Home Wins	9 May 9, 1992 to April 26, 1993
Most Consecutive Road Wins	6 May 11, 1992 to April 22, 1993

	Series Played	W-L
Record in Stanley Cup Finals	2	2-0
Record in Semi-Finals/Conference Finals	3	2-1
Record in Quarter-Finals/Division Finals	8	3-5
Record in Preliminary Round/Division Semi-Finals/ Conference Quarter-Finals	12	6-6
Record in 2-Game Series	1	1-0
Record in 3-Game Series	3	1-2
Record in 4-Game Series	6	4-2
Record in 5-Game Series	5	2-3
Record in 6-Game Series	5	3-2
Record in 7-Game Series	5	2-3

PENGUINS PLAYOFF RECORDS 1968-94

COACHES PLAYOFF RECORDS

COACHES	SERIES	W-L	GAMES	W-L
Scott Bowman	6	5-1	33	23-10
Bob Johnson	4	4-0	24	16-8
Gene Ubriaco	2	1-1	11	7-4
Red Kelly	3	1-2	14	6-8
Eddie Johnston	3	0-3	16	6-10
Marc Bolleau	2	1-1	9	5-4
Johnny Wilson	3	1-2	12	4-8
Ken Schinkel	2	0-2	6	2-4
TOTAL	25	13-12	125	69-56

PLAYOFF RECORDS - SERIES

MOST GOALS, BOTH TEAMS:

2-Game Series	15	(1975) PGH 9, STL 6
3-Game Series	23	(1977) TOR 13, PGH 10
4-Game Series	30	(1989) PGH 19, NYR 11
5-Game Series	41	(1981) PGH 21, STL 20
6-Game Series	45	(1991) PGH 27, BOS 18
7-Game Series	55	(1989) PHI 31, PGH 24

MOST GOALS, PITTSBURGH:

2-Game Series	9	(1975) vs St.Louis
3-Game Series	10	(1977) vs Toronto
4-Game Series	19	(1989) vs NY Rangers
	19	(1992) vs Boston
5-Game Series	23	(1993) vs New Jersey
6-Game Series	28	(1991) vs Minnesota
7-Game Series	27	(1993) vs NY Islanders

MOST GOALS, OPPONENT:

2-Game Series	6	(1975) by St.Louis
3-Game Series	13	(1977) by Toronto
4-Game Series	16	(1979) by Boston
5-Game Series	22	(1982) by NY Islanders
6-Game Series	20	(1994) by Washington
7-Game Series	31	(1989) by Philadelphia

FEWEST GOALS, BOTH TEAMS:

2-Game Series	15	(1975) PGH 9, STL 6
3-Game Series	11	(1976) TOR 8, PGH 3
4-Game Series	19	(1970) PGH 13, OAK 6
5-Game Series	32	(1991) PGH 19, WAS 13
6-Game Series	29	(1970) STL 19, PGH 10
7-Game Series	39	(1975) NYI 21, PGH 18

FEWEST GOALS, PITTSBURGH:

2-Game Series	9	(1975) vs St.Louis
3-Game Series	3	(1976) vs Toronto
4-Game Series	7	(1979) vs Boston
5-Game Series	13	(1982) vs NY Islanders
6-Game Series	10	(1970) vs St.Louis
7-Game Series	18	(1975) vs NY Islanders

FEWEST GOALS, OPPONENT:

2-Game Series	6	(1975) by St.Louis
3-Game Series	8	(1976) by Toronto
4-Game Series	6	(1970) by Oakland
5-Game Series	13	(1991) by Washington
	13	(1993) by New Jersey
6-Game Series	16	(1991) by Minnesota
7-Game Series	21	(1975) by NY Islanders
	21	(1991) by New Jersey

PENGUINS PLAYOFF RECORDS 1968-94

MOST POWER PLAY GOALS:

Pittsburgh	11	(1992) vs Washington
Opponent	9	(1989) by Philadelphia
Both Teams	19	(1989) PGH 10, PHI 9

MOST POWER PLAY CHANCES:

Pittsburgh	42	(1989) vs Philadelphia
Opponent	40	(1989) by Philadelphia
Both Teams	82	(1989) PGH 42, PHI 40

MOST PENALTIES:

Pittsburgh	85	(1989) vs Philadelphia
Opponent	95	(1989) by Philadelphia
Both Teams	180	(1989) PGH 85, PHI 95

FEWEST PENALTIES:

Pittsburgh	9	(1975) vs St.Louis
Opponent	15	(1975) by St.Louis
Both Teams	24	(1975) PGH 9, STL 15

MOST PENALTY MINUTES:

Pittsburgh	242	(1989) vs Philadelphia
Opponent	270	(1898) by Philadelphia
Both Teams	512	(1989) PGH 242, PHI 270

FEWEST PENALTY MINUTES:

Pittsburgh	18	(1975) vs St.Louis
Opponent	36	(1976) by Toronto
Both Teams	61	(1976) PGH 25, TOR 36

PLAYOFF RECORDS - GAME

MOST GOALS:

Both Teams, Home	17	(4/25/89) 10-7 win vs PHI
Both Teams, Road	12	(5/12/93) 7-5 loss at NYI
Pittsburgh, Home	10	(4/25/89) 10-7 win vs PHI
Pittsburgh, Road	8	(5/25/91) 8-0 win at MIN
Opponent, Home	8	(4/13/80) 8-3 loss vs BOS
Opponent, Road	8	(4/7/82) 8-1 loss vs NYI

LARGEST MARGIN OF VICTORY:

Home	7	(7-0 vs NJD 4/20/93)
Road	8	(8-0 at MIN 5/25/91)

LARGEST MARGIN OF DEFEAT:

Home	5	(8-3 vs BOS, 4/13/80)
	5	(7-2 vs WAS, 4/25/92)
Road	7	(8-1 at NYI, 4/7/82)

MOST POWER PLAY GOALS:

For	4	(4/29/92) vs WAS
Against	3	5x-last time-4/25/93 at NJD
Both Teams	5	(4/23/92) PGH 3, WAS 2
	5	(4/29/92) PGH 4, WAS 1
	5	(4-19-91) PGH 2, WAS 3

MOST POWER PLAY CHANCES:

For	12	(4/23/92) vs WAS
Against	11	(4/23/92) vs WAS
Both Teams	23	(4/23/92) PGH 12, WAS 11

MOST SHORT-HANDED GOALS:

For	1	13x-last-5/10/93 vs. NYI
Against	2	(4/13/80) vs Boston
	2	(5/23/91) vs Minnesota
	2	(5/2/93) vs NY Islanders
	2	(5/8/93) at NY Islanders

PENGUINS PLAYOFF RECORDS 1968-94

MOST SHOTS:

Pittsburgh	49	(Apr. 26, 1970) vs St.Louis
Pittsburgh (OT)	51	(Apr. 14, 1981) at St.Louis
Opponent	49	(Apr. 9, 1989) at NYR
Opponent (OT)	52	(Apr. 14, 1981) at St.Louis

MOST SAVES:

Pittsburgh	46	(Apr. 9, 1989) at NYRangers
Pittsburgh (OT)	48	(Apr. 14, 1981) at St.Louis
Opponent	49	(Apr. 26, 1970) by St.Louis

FEWEST SHOTS:

Pittsburgh	17	(Apr. 10, 1980) at Boston (Apr. 19, 1994) vs Wash.
Opponent	16	(Apr. 23, 1970) by St.Louis

FEWEST SAVES:

Pittsburgh	14	(Apr. 23, 1970) vs St.Louis
Opponent	12	(May 10, 1993) vs NYI

MOST PENALTIES:

Both Teams, Home	48	(4/6/89) PGH 25, NYR 23
Both Teams, Road	34	(4/8/89) PGH 19, NYR 15
Pittsburgh	25	(4/6/89) vs NY Rangers
Opponent	23	(4/6/89) by NY Rangers

FEWEST PENALTIES:

Both Teams, Home	8	(4/26/70) PGH 4, STL 4
	8	(4/5/77) PGH 3, TOR 5
	8	(5/2/93) PGH 3 NYI 5
Both Teams, Road	3	(5/1/92) PGH 2, WAS 1
Pittsburgh	2	(5/1/92) at Washington
	2	(5/5/92) at NY Rangers
Opponent	1	(5/1/92) by Washington

MOST PENALTY MINUTES:

Both Teams,Home	125	(4/25/89) PGH 46, PHI 79
Both Teams,Road	149	(4/19/70) PIT 83, STL 66
Pittsburgh	83	(4/19/70) at St.Louis
Opponent	79	(4/25/89) by Philadelphia

FEWEST PENALTY MINUTES:

Both Teams,Home	16	(5/2/93) PGH 6, NYI 10
Both Teams,Road	6	(5/1/92) PGH 2, WAS 1
Pittsburgh	4	(5/1/92) at Washington
	4	(5/5/92) at NY Rangers
Opponent	2	(5/1/92) by Washington

PLAYOFF RECORDS - PERIOD

MOST GOALS:

Both Teams, Home	7	(4/6/89) PGH 5, NYR 2
	7	(4/25/89) PGH 6, PHI 1
Both Teams, Road	8	(5/8/93) PGH 4, NYI 4
Pittsburgh, Home	6	(4/25/89) vs Philadelphia
Pittsburgh, Road	4	(4/9/81) at St.Louis
	4	(5/8/93) at NY Rangers
Opponent, Home	5	(4/13/80) by Boston
Opponent, Road	4	(4/8/82) by NY Islanders
	4	(5/8/93) by NY Islanders

MOST SHOTS:

Pittsburgh	21	(4/15/75) vs NY Islanders
Opponent	22	(4/10/80) at Boston

MOST SAVES:

Pittsburgh	19	(3x-last time-4/9/89)
Opponent	21	(4/15/75) by NY Islanders

PENGUINS PLAYOFF RECORDS 1968-94

FEWEST SHOTS:

Pittsburgh	1	(4/19/94) vs Washington
Opponent	2	(5/19/92) by Boston

FEWEST SAVES:

Pittsburgh	1	(5/19/92) vs Boston
Opponent	1	(4/19/94) by Washington

MOST PENALTIES:

Both Teams, Home	24	(4/6/89) vs NY Rangers
Both Teams, Road	18	(4/8/89) at NY Rangers
Pittsburgh	13	(4/23/92) vs Washington
Opponent	13	(4/25/89) by Philadelphia

MOST PENALTY MINUTES:

Both Teams, Home	84	(4/25/89) PGH 33, PHI 51
Both Teams, Road	80	(4/19/70) PGH 40, STL 40
Pittsburgh, Home	35	(5/17/91) vs Minnesota
Pittsburgh, Road	40	(4/19/70) at St.Louis
Opponent, Home	51	(4/25/89) by Philadelphia
Opponent, Road	40	(4/19/70) by St.Louis
	40	(4/8/89) by NY Rangers

INDIVIDUAL RECORDS - ALL-TIME

MOST GAMES PLAYED:

74 Kevin Stevens

MOST GOALS:

56 Mario Lemieux

MOST ASSISTS:

66 Mario Lemieux

MOST POINTS:

122 Mario Lemieux

MOST PENALTY MINUTES:

129 Kevin Stevens

MOST POWER PLAY GOALS:

25 Mario Lemieux

MOST GAMES PLAYED, GOALIE:

70 Tom Barrasso

MOST WINS, GOALIE:

44 Tom Barrasso

BEST GOALS AGAINST AVERAGE:

2.10 Les Binkley

MOST MINUTES PLAYED, GOALIE:

4117 Tom Barrasso

ONE PLAYOFF YEAR

MOST GOALS:

17 Kevin Stevens (1991)

MOST ASSISTS:

28 Mario Lemieux (1991)

MOST POINTS:

44 Mario Lemieux (1991)

MOST PENALTY MINUTES:

66 Phil Bourque (1989)

MOST POWER PLAY GOALS:

8 Mario Lemieux (1992)

MOST GAME-WINNING GOALS:

5 Mario Lemieux (1992)

MOST SHOTS ON GOAL:

93 Mario Lemieux (1991)

MOST GOALS, DEFENSEMEN:

6 Larry Murphy (1991)

MOST ASSISTS, DEFENSEMEN:

18 Larry Murphy (1991)

MOST POINTS, DEFENSEMEN:

23 Larry Murphy (1991) (5+18)

MOST SAVES BY GOALTENDER:

578 Tom Barrasso (1991)

LONGEST GOAL-SCORING STREAK:

7 Mario Lemieux (8 goals)
(5/3 to 5/17/91)

LONGEST POINT-SCORING STREAK:

15 Mario Lemieux [29 pts.(11+18)]
(4/13 to 5/17/91)

LONGEST ASSIST-SCORING STREAK:

10 Mario Lemieux (16 assists)
(4/19 to 5/11/91)

PENGUINS PLAYOFF RECORDS 1968-94

ONE PLAYOFF SERIES

Most Goals:	9	Mario Lemieux (1989) vs Philadelphia
Most Assists:	10	Mario Lemieux (1992) vs Washington
Most Points:	17	Mario Lemieux (1992) vs Washington
Most Penalty Minutes:	43	Tracy Pratt (1970) vs St.Louis
	43	Randy Hillier (1989) vs NY Rangers

ONE PLAYOFF GAME

Most Goals:	5	Mario Lemieux (April 25, 1989) vs Philadelphia*
Most Assists:	4	Paul Coffey (April 25, 1989) vs Washington
	4	Paul Coffey (April 19, 1991) vs Washington
	4	Larry Murphy (May 23, 1991) vs Minnesota
	4	Ron Francis (April 20, 1993) vs New Jersey
Most Points:	8	Mario Lemieux (April 25, 1989) vs Phil. (5+3)*
	6	Mario Lemieux (April 23, 1992) vs Washington (3+3)
	5	Kevin Stevens (May 9, 1991) at Boston (2+3)
Most Shots:	12	Kevin Stevens (April 29, 1992) vs Washington
Most Penalties:	8	Kim Clackson (April 13, 1980) at Boston
Most Penalty Minutes:	32	Tracy Pratt (April 19, 1970) at St.Louis
Most Saves:	46	Tom Barrasso (April 9, 1989) at NY Rangers
Most Saves (OT game):	48	Greg Millen (April 14, 1981) at St.Louis

ONE PLAYOFF PERIOD

Most Goals:	4	Mario Lemieux (April 25, 1989) vs Philadelphia*
Most Assists:	3	Mario Lemieux (April 25, 1989) vs Philadelphia
	3	Paul Coffey (April 19, 1991) vs Washington
Most Points:	4	Mario Lemieux (April 25, 1989) vs Philadelphia (4+0)*
	4	Mario Lemieux (April 23, 1992) vs Washington (2+2)*
	7	Larry Murphy (April 11, 1991) vs New Jersey
Most Shots:	6	Kim Clackson (April 13, 1980) at Boston
Most Penalties:	26	Kim Clackson (April 13, 1980) at Boston
Most Penalty Minutes:	19	Greg Millen (April 10, 1980) at Boston
Most Saves:	19	Greg Millen (April 8, 1981) at St.Louis
	19	Tom Barrasso (April 9, 1989) at NY Rangers

OVERTIME GAMES

DATE	PLAYER	TIME	OPPONENT	GAME NO.	SCORE
5/14/93	David Volek	5:16	vs NY Islanders	Game #7	3-4
5/17/92	Jaromir Jagr	9:44	@ Boston	Game #1	4-3
5/9/92	Ron Francis	2:47	vs NY Rangers	Game #4	5-4
5/7/92	Kris King	1:29	vs NY Rangers	Game #3	5-6
5/3/91	Vladimir Ruzicka	8:14	@ Boston	Game #2	4-5
4/19/91	Kevin Stevens	8:10	vs Washington	Game #2	7-6
4/5/91	Jaromir Jagr	8:52	vs New Jersey	Game #2	5-4
4/21/89	Phil Bourque	12:08	@ Philadelphia	Game #3	4-3
4/13/82	John Tonelli	6:10	@ NY Islanders	Game #5	3-4
4/10/82	Rick Kehoe	4:14	vs NY Islanders	Game #3	2-1
4/14/81	Mike Crombeen	25:16	@ St.Louis	Game #5	3-4
4/14/79	George Ferguson	0:47	@ Buffalo	Game #3	4-3
4/9/72	Pit Martin	0:12	vs Chicago	Game #4	5-6
4/12/70	Michel Briere	8:28	@ Oakland	Game #4	3-2

OPPONENT PLAYOFF SCORING LEADERS VS PITTSBURGH

PLAYER	TEAM(S)	GP	G	A	PTS	PIM
1. Ray Bourque	Boston	14	4	14	18	29
2. Mike Ridley	Washington	18	3	15	18	4
3. Tim Kerr	Philadelphia/NY Rangers	11	11	5	16	2
4. Michael Pilonka	Washington	18	4	12	16	21
5. Calle Johansson	Washington	17	3	13	16	12
6. Brian Propp	Philadelphia/Minnesota	13	7	8	15	12
7. Dino Ciccarelli	Washington	12	8	6	14	18
8. Peter Bondra	Washington	25	8	6	14	8
9. Kevin Hatcher	Washington	18	4	9	13	48
10. Peter McNab	Boston	9	6	6	12	2
11. Dave Poulin	Philadelphia/Washington	20	6	6	12	16
12. Brian Leetch	NY Rangers	10	4	8	12	6
13. Darryl Sittler	Toronto	6	2	10	12	13

PENGUINS PLAYOFF RECORDS 1968-94

OPPONENT PLAYOFF GOALTENDING LEADERS VS PITTSBURGH

GOALTENDER	TEAM(S)	(180 Minute Minimum)					
		GP	MIN	GA	SO	AVG	W-L
1. Glenn Resch	NY Islanders	4	240	4	1	1.00	4-0
2. Jacques Plante	St.Louis	3	180	4	1	1.33	2-1
3. Wayne Thomas	Toronto	5	300	9	1	1.80	3-2
4. Gerry Cheevers	Boston	9	540	20	0	2.22	7-2
5. Gary Smith	Oakland/Chicago	5	308	13	1	2.53	1-4

PLAYOFF FASTEST GOALS

FASTEST GOALS BY ONE PENGUINS PLAYER:

TWO 1:30 - April 25, 1989 - Mario Lemieux vs Philadelphia

FASTEST GOALS BY THE PENGUINS:

TWO 0:07 - April 13, 1980 - Ron Stackhouse and Rick Kehoe vs Boston

THREE 1:29 - May 10, 1993 - Mario Lemieux, Rick Tocchet, Larry Murphy vs NY Islanders

FOUR 4:52 - April 25, 1989 - Mario Lemieux (3) and Bob Errey vs Philadelphia

FASTEST GOALS BY PENGUINS OPPOSITION:

TWO 0:25 - April 24, 1975 - Ed Westfall and Garry Howatt (NY) at NY Islanders (Both were empty net goals)

FASTEST GOALS AT THE START OF THE GAME:

PENGUINS 0:15 - April 8, 1981 - Greg Malone at St.Louis

OPPONENT 0:25 - May 12, 1983 - Brad Dalgarno (NY Islanders) at NY Islanders

FASTEST GOALS AT THE START OF PERIOD OTHER THAN FIRST:

PENGUINS 0:24 - April 15, 1975 - Jean Pronovost vs NY Islanders

OPPONENT 0:06 - April 25, 1989 - Pelle Eklund (Philadelphia) vs Pittsburgh*

KEY: #-NHL Playoff Record

*=Ties NHL Playoff Record

PLAYOFF HAT TRICKS

PLAYER	DATE	LOCATION	GOALTENDER
		FOR	
Ken Schinkel	April 11, 1970	at Oakland	Gary Smith
Mario Lemieux #	April 25, 1989	vs Philadelphia	Ron Hextall
Mario Lemieux	April 23, 1992	vs Washington	Don Beupre
Ron Francis	May 9, 1992	vs NY Rangers	Richter-1/Vanbiesbrouck-2
Kevin Stevens *	May 21, 1992	at Boston	Andy Moog
		AGAINST	
Dino Ciccarelli	April 25, 1992	vs Washington	Barrasso-1/Wregget-2
Dirk Graham	May 30, 1992	at Chicago	Tom Barrasso

KEY: * = four goals

= five goals

PLAYOFF PENALTY SHOTS

PLAYER	DATE	LOCATION	GOALTENDER	RESULT
		FOR		
Jaromir Jagr	May 11, 1992	at NY Rangers	John Vanbiesbrouck	Goal
Shawn McEachern	May 13, 1992	vs NY Rangers	John Vanbiesbrouck	No Goal
		AGAINST		

None

PLAYOFF SHUTOUTS

GOALTENDER	DATE	LOCATION	SCORE	SAVES
		FOR		
Michel Plasse	April 8, 1976	vs Toronto	2-0	21
Frank Pietrangelo	April 15, 1991	vs New Jersey	4-0	27
Tom Barrasso	May 25, 1991	at Minnesota	8-0	39
Tom Barrasso	May 30, 1992	at Chicago	1-0	27
Tom Barrasso	April 20, 1993	vs New Jersey	7-0	36
Tom Barrasso	May 4, 1993	vs NY Islanders	3-0	26
		AGAINST		
Jacques Plante	April 28, 1970	at St.Louis	5-0	21
Gary Smith	April 8, 1972	vs Chicago	2-0	31
Glenn Resch	April 26, 1975	vs NY Islanders	1-0	30
Wayne Thomas	April 9, 1976	at Toronto	4-0	26
Don Beupre	April 21, 1994	at Washington	2-0	27

MEDIA

INFORMATION



PENGUINS MEDIA INFORMATION

SEASON PASSES FOR MEDIA: Season passes are issued only to members of the media covering the Penguins on a regular basis.

INDIVIDUAL GAME PASSES: Media members must contact Harry Sanders or Steve Bovino in the Penguins media relations office no later than 24 hours before the game. Passes will be issued only to working media and photographers. They will be left at the press gate located at Gate #3 of the Civic Arena. You can reach the press gate from Washington Place which runs in front of the Arena where the marquis stands. Passes will be available there for one hour after the opening faceoff.

PRESS BOX: The press box is located on the west side of the building above section D-24. It is for game personnel and members of the media covering the games. When necessary, overflow media will be assigned seats in the auxilliary seating area at Section C-3. All members of the media will gain access to the main press box by showing their press pass to the security guard at the door.

PRESS LOUNGE: The press lounge is located across from the locker rooms on the lower level at Gate #3. Members of the media and the game night staff must show their press pass at the door for admittance. The press lounge will be open two hours prior to game time with dinner and beverages served. The press lounge is equipped with telephones and electrical outlets and is available to the media during and after the game for filing purposes.

GAME NOTES: Game notes and lineup sheets are available in the press lounge and press box before each game. Additional information from the NHL and press releases are also available throughout the season at these locations.

GAME SUMMARIES: Game summaries are available after each period in the press box. Final game summaries are distributed in the press box, press lounge and both home and visitors locker rooms after the game.

OUT OF TOWN SCORES: Out-of-town score sheets are delivered to home and road broadcasters throughout the game on a regular basis.

DRIVING DIRECTIONS TO PITTSBURGH CIVIC ARENA

FROM RT.279 NORTH (GREATER PITTSBURGH AIRPORT): Follow 279 North toward Pittsburgh...go through Fort Pitt Tunnels (left lane)...proceed straight ahead onto Liberty Avenue...turn right off Liberty Avenue onto Seventh Avenue and cross over Grant Street...make right onto Center Avenue.

FROM ROUTE 79 SOUTH (NORTH HILLS): Follow 79 south toward Pittsburgh...take Route 279 south exit (about a mile past Wexford exit)...follow 279 South over Veterans Bridge...take Sixth Street exit, bear left...at the light, turn left onto Bigelow Boulevard.

FROM PENNSYLVAINA TURNPIKE: Traveling the turnpike towards Pittsburgh, take the Pittsburgh/Monroeville exit onto Route 376 West...get off 376 West at Exit 6 staying in right lane...at stop sign, turn right onto Pride Street...follow Pride across Fifth Avenue, at second light, turn left onto Centre Avenue.

PENGUINS MEDIA INFORMATION

LOCKER ROOM ACCESS: The locker room will be open to the media 10 minutes after the conclusion of the game per League requirements. ONLY working members of the media with appropriate identification will be admitted.

POST GAME PROCEDURES: Penguins Head Coach Ed Johnston will hold a press conference after each game outside the Penguins locker room at Gate #2. The press conference room is located just inside the Penguins locker room entrance at Gate #2, first door on the right. Post game quote sheets for both head coaches will be available after the game in the press lounge, press box and in each locker room.

GAME BROADCAST INTERVIEWS: All requests for pre-tapes and between period interviews with players or coaches must be confirmed during the morning skate. Players or coaches must be confirmed for broadcast interviews before they leave the Civic Arena after the morning skate or they are off-limits for broadcast interviews.

DAILY PRACTICE SESSIONS: Open to all media members. Please confirm location and time with the Penguins media relations office as last minute changes will occur.

PHOTOGRAPHERS: Photographers may shoot from designated areas assigned by the Penguins media relations staff. Photo locations assignments will be posted in the press lounge and press gate for each game. Photo passes must be secured by calling the media relations office at least 24 hours in advance of each game.

CIVIC ARENA LIGHTING: The lighting is mercury vapor supplemented by incandescent lighting for television.

PENGUINS MEDIA HOT LINE: Up-to-date changes in practice time, injury information and player transactions will be put on the Hot Line daily at 10:00 AM and 2:00 PM. The confidential phone number is available from the Penguins Media Relations Staff.

OFF-ICE OFFICIALS

Supervisor of Officials	Paul Schlosser
Goal Judges	Leo Rudzki, Joe Ferraro, Jim Duss
Official Scorers	Dave Reynolds, Keith Schreiber
Game Timekeeper	Paul Schlosser
Penalty Timekeepers	Bob Feron, Bob Matiland
Statistician	Jim Gricar


GAME NIGHT STAFF

Statistics	Phil Spano, Eugene Susi, Ed Machen
Video	Glenn Digby, Bruce Massof
Home Dressing Room	Frank Sciuilli, Tracy Luppe
Visiting Dressing Room	A.T. Caggiano
Home Runway	Don Wagner
Visiting Runway	Don Johnson
PR Game Staff	John Fedorek, Mike Hughes, Greg Muha, Chris Keller

IN THE CIVIC ARENA

PA Announcer	John Barbero
Organist	Vince Lascheid
Message Board	Mike Ficcorelli

PENGUINS ANNOUNCERS



MIKE LANGE

One of the premier sportscasters in all of professional sports, Lange enters his 20th season in the Penguins broadcast booth. His unique style of broadcasting makes phrases like "Buy Sam a drink and get his dog one too", "Look out Loretta" and "Ladies and gentlemen, Elvis has just left the building", familiar to fans across North America.

He began broadcasting Penguins games on radio in 1974-75. He left after one season, but returned as the team's radio voice in 1976-77 until the 1979-80 season when games were simulcast for both radio and television.


A native of Sacramento, California, Lange graduated from Sacramento State University with a degree in broadcasting before starting his career with the Phoenix Roadrunners of the WHL in 1970. During the 1973-74 season,

he called play-by-play for the San Diego Gulls of the WHL before joining the Penguins in 1974.

In addition to his responsibilities with the Penguins, Lange also handled play-by-play for the Pittsburgh Pirates in 1986 and 1987 on the KBL Sports Network.

An active member of the Pittsburgh community, Lange makes numerous personal appearances throughout the year. He is a member of the Penguins anti-drug team which speaks at Pittsburgh area schools on the merits of staying drug free and serves as emcee or guest speaker for a variety of charity events throughout the year.

He resides in Pittsburgh with wife Chrissie and son Tanner.



PAUL STEIGERWALD

Steigerwald enters his 10th season as color commentator on the Penguins broadcasts. He attended Kent State University where he worked as one of the hockey club's radio announcers. He then moved to Pittsburgh where he worked in radio sales until he was hired as the Johnstown Red Wings (EHL) play-by-play announcer in 1979.

A Pittsburgh native, Steigerwald joined the Penguins organization in 1980 as director of marketing and also worked as the intermission host for radio and television broadcasts. In 1985, he became the Penguins simulcast color commentator.


He left the Penguins front office in 1988 to work full time in the sports department for KDKA Television in Pittsburgh.

Steigerwald developed his interest in hockey as a youngster living in Pittsburgh's South Hills when his neighbor, Penguins former President and General Manager Jack Riley, gave the local youths tickets to the Penguins games.

A member of the Penguins anti-drug team, Steigerwald donates time throughout the season to speak to Pittsburgh area school students on drug abuse.

He is the father of two sons, Blake and Dylan.

PENGUINS ANNOUNCERS



DOUG MCLEOD

McLeod enters his second season on the Penguins broadcast team. Prior to joining the Penguins, he spent the previous five seasons as the television voice of the Minnesota North Stars.

He has spent 15 of the last 16 years in the Minneapolis area. From the 1978-79 season through 1992-93, he was the radio and television voice for the University of Minnesota hockey team. In 1988-89, he joined the Minnesota North Stars broadcast team.

McLeod has also called all the action for professional baseball. He worked as the television play-by-play announcer for the St. Louis Cardinals in 1989 and the Minnesota Twins in 1991.

In 1990, ESPN recruited McLeod to work on their broadcast team covering the United States

Olympic Festival.

An Iowa native, McLeod began working in radio at the early age of 16 in his home state and later attended Drake University in Des Moines.

McLeod joins his fellow broadcasters as a member of the Penguins anti-drug team visiting local schools to speak on substance abuse. He resides in Pittsburgh with wife Catherine and daughter Caitlin.



STAN SAVRAN

Savran began his second stint on Penguins broadcasts last season. He provides color commentary on selected television games. During the 1977-78 season, he served as the Penguins between periods and post game studio host. A graduate of Miami of Ohio University with a degree in broadcasting, Savran has worked on numerous sports broadcasts calling the play-by-play or adding color commentary for Steelers football, Penn State football, Duquesne and Pitt basketball, Ohio State University football and the University of Miami football. He has also hosted radio sports talk shows on WWSW, KQV and WTAE, where he worked as a sportscaster on both radio and television for 11 years. Savran currently serves as a broadcaster for the KBL Sports Network, writes a column for the Pittsburgh Post Gazette, and broadcasts sports commentaries on WDVE Radio and KDKA-TV.

Mike Lange is in his 20th season of broadcasting Penguins hockey games. Of current team broadcasters in Pittsburgh, only Myron Cope has been broadcasting longer. Cope is in his 25th season with the Steelers.

PENGUINS TELEVISION/RADIO INFORMATION

T.V. PACKAGE

The Penguins television package is one of the best in professional hockey. This year, Penguins fans will see 62 games on the KBL Sports Network with 20 of those games also telecast on commercial carrier KDKA-TV. The producer-director for all telecasts is Paul Kosuth. KBL became the Penguins cable affiliate in 1986 while KDKA-TV has been televising Penguins games since 1988. There are no satellite coordinates for KBL since its signal is on fiber optics that run underground.

PENVISION

PenVision returns for its third season of televising the Penguins top match-ups on Pay-Per-View. This year's package consists of 12 games that otherwise would not have been televised in the Pittsburgh area; 11 of the club's top home contests and one neutral site game. Mike Lange and Paul Steigerwald will call all the action. PenVision's goal is to deliver all of the intensity and excitement of Penguin hockey at a reasonable price. PenVision games will be aired commercial-free this year and will include up close and personal looks at Penguin players and management, breaking hockey news and other insightful features. PenVision is available through cable television companies throughout Pennsylvania, Ohio and West Virginia.

RADIO NETWORK

WTAE Radio will serve as the Penguins flagship station for the second consecutive season. The Penguins radio network consists of 24 stations. In addition to WTAE, the radio network includes WJAC (Johnstown), WBVP (Beaver Falls), WCED (DuBois), WCNS (Latrobe), WLCY (Indiana), WESA (Charleroi), WCPA (Clearfield), WOYL (Oil City), WCVI (Connellsville), WPQR (Uniontown), WVSC (Somerset), WFBG (Altoona), WRQQ (Sharon), WASN (Youngstown, OH), WMBA (Ambridge), WANB (Waynesburg), WTYM (Kittanning), WTIV (Titusville), WKST (New Castle), WEEL (Wheeling, WV), WCCR (Clarion), WMAJ (State College) and CFRA (Ottawa, Canada).

WEEKLY RADIO SHOW

Twice a week the Penguins will produce a five-minute player feature that will be fed to 58 stations in the western Pennsylvania area. The features will run through the 1994-95 playoffs.

MIKE LANGE COLUMN

Each Friday during the regular season and playoffs, Mike Lange writes a column specifically aimed at weekly papers in the western pennsylvania area. This year 52 papers will carry the column which includes feature stories on the players and the team's community program.

RADIO & TELEVISION PLAY BY PLAY ANNOUNCERS

Season	Radio	Station	Television	Station
1967-68	Ed Conway	WTAE	No Games on Television	
1968-69	Ed Conway	WTAE	Ed Conway	WTAE-TV
1969-70	Bill Hamilton	WEPP	No Games on Television	
1970-71	Jim Forney	KDKA	Bill Hamilton	WPGH-TV
1971-72	Jim Forney	KDKA	Sam Nover	WIIC-TV
1972-73	Jim Forney	KDKA	Sam Nover	WIIC-TV
1973-74	Joe Starkey	KDKA	Sam Nover	WIIC-TV
1974-75	Mike Lange	KDKA	Sam Nover	WIIC-TV
1975-76	Gary Morrell	KQV	Sam Nover	WIIC-TV
1976-77	Mike Lange	KDKA	Sam Nover	WIIC-TV
1977-78	Mike Lange	KDKA	Bob Prince	WPGH-TV
1978-79	Mike Lange	KDKA	Jim Forey	WPGH-TV
1979-80	Mike Lange	WWSW	Mike Lange	WPGH-TV
1980-81	Mike Lange	WWSW	Mike Lange	WPGH-TV
1981-82	Mike Lange	KQV	Mike Lange	WPTT-TV
1982-83	Mike Lange	KQV	Mike Lange	WPGH-TV
1983-84	Mike Lange	KQV	Mike Lange	WPGH-TV
1984-85	Mike Lange	KDKA	Mike Lange	WPGH-TV
1985-86	Mike Lange	KDKA	Mike Lange	WPGH-TV
1986-87	Mike Lange	KDKA	Mike Lange	WPGH-TV
1987-88	Mike Lange	KDKA	Mike Lange	WPGH-TV
1988-89	Mike Lange	KDKA	Mike Lange	WPGH-TV
1989-90	Mike Lange	KDKA	Mike Lange	WPGH-TV
1990-91	Mike Lange	KDKA	Mike Lange	KDKA-TV
1991-92	Mike Lange	KDKA	Mike Lange	KDKA-TV
1992-93	Mike Lange	KDKA	Mike Lange	KDKA-TV
1993-94	Doug McLeod	WTAE	Mike Lange	KBL/KDKA-TV
1994-95	Doug McLeod	WTAE	Mike Lange	KBL/KDKA-TV

ATTENDANCE FIGURES

YEAR	ATTENDANCE	DATES	AVERAGE	SELLOUTS	13,000+
1967-68	274,049	37	7,407	0	0
1968-69	228,285	38	6,008	0	0
1969-70	265,936	38	6,998	0	0
1970-71	377,182	39	9,671	3	3
1971-72	375,711	39	9,634	5	5
1972-73	436,601	39	11,195	7	7
1973-74	396,197	39	10,159	4	5
1974-75	448,977	40	11,224	11	12
1975-76	458,198	40	11,455	2	9
1976-77	401,580	40	10,040	1	5
1977-78	421,933	40	10,548	2	10
1978-79	457,209	40	11,430	3	14
1979-80	426,156	40	10,653	2	8
1980-81	413,407	40	10,335	0	9
1981-82	451,965	40	11,299	5	11
1982-83	336,300	40	8,408	1	2
1983-84	273,550	40	6,839	0	2
1984-85	400,711	40	10,018	4	9
1985-86	503,020	40	12,576	13	21
1986-87	598,614	40	14,965	26	35
1987-88	606,638	40	15,166	26	36
1988-89	629,345	40	15,734	*34	38
1989-90	640,700	40	16,018	*34	40
1990-91	637,072	40	15,927	28	40
1991-92	639,736	40	15,993	32	40
1992-93	660,290	41	16,105	30	*41
1993-94	685,919 *	41	16,730	11	*41
TOTALS					
(27 SEASONS)	12,444,651	1071	11,620	284	443

* Club Record

NHL INFORMATION

NATIONAL HOCKEY LEAGUE



Executive Offices – New York
1251 Avenue of the Americans
47th Floor
New York, NY 10020-1198
(212) 789-2000
FAX: (212) 789-2020
PR FAX: (212) 789-2080

Montreal
1800 McGill College Ave.
Suite 2600
Montreal, Que.
H3A 3J6
(514) 289-9220
FAX: (514) 284-0300

Toronto
75 International Blvd.
Suite 300
Rexdale, Ont.
M9W 6L9
(416) 798-0809
FAX: (416) 798-0852

DIRECTORY

Commissioner	Gary B. Bettman
Senior VP & Chief Operating Officer	Stephen J. Solomon
Senior VP & General Counsel	Jeffrey Pash
Senior VP & Director of Hockey Operations	Brian P. Burke
VP Hockey Operations (Toronto)	Jim Gregory
VP Public Relations	Arthur Pincus
VP Corporate Communications	Bernadette Mansur
VP Broadcasting	Glenn Adamo
VP Television and Team Services	Ellis T. "Skip" Prince III
VP and Chief Financial Officer	John Huston
General Manager, Event Marketing	Frank Supovitz
Director of Security	Dennis Cunningham
Associate General Counsel	David Zimmerman
Executive Assistant to the Commissioner	Debbie Walsh

PUBLIC RELATIONS

VP Public Relations	Arthur Pincus
Director, Public Relations (Toronto)	Gary Meagher
Chief Statistician (Toronto)	Benny Ercolani
Manager, Media Relations	Susan Aglietti
Manager, News Services	Greg Inglis
Manager, Public Relations and News Services	Andrew McGowan
Communications Assistant (Toronto)	David Keon
Administrative Assistant	Karen Levine
Administrative Assistant	Catherine Merritts

CORPORATE COMMUNICATIONS

VP Corporate Communications	Bernadette Mansur
Director, Corporate Communications	Mary Pat Clarke
Director, Special Projects	John Halligan
Director, Creative Services	David F. Haney
Administrative Assistant	Myrna Loy Mollison
Administrative Assistant	Sylvia Singleton

NHL ENTERPRISES, INC.

Senior VP and Chief Operating Officer	Rick Dudley
Senior VP and General Counsel	Richard Zahnd
VP Licensing	Fred Scalera
VP Corporate Marketing	Ed Horne
General Manager, Publishing	Michael Berger
Director, Fan Development Programs	Ken Yaffe

PITTSBURGH MAJOR MEDIA OUTLETS

NEWSPAPERS

Post Gazette

Dave Molinari
Phone: 412/263-1621
FAX: 412/263-2014

Greensburg Tribune

Mike Dudurich
Phone: 412/834-1151
FAX: 412/838-5171

Washington Observer Reporter

Bob Grove
Phone: 412/222-2200
FAX: 412-225-2077

North Hills News Record

Phone: 412/772-7374
FAX: 412/772-3915

Indiana Gazette

Ray Haluska
Phone: 412/465-5555
FAX: 412/349-4550

Beaver County Times

Mike Prisuta
Phone: 412-775-3200
FAX: 412/775-7212

Valley News Dispatch

Rick Starr
Phone: 412/224-4321
FAX: 412/226-7788

McKeesport Daily News

Dave Fennessy
Phone: 412/664-3968
FAX: 412/664-3972

Penguins Report

Tom McMillan
Phone: 412/321-9008

Associated Press

Alan Robinson
Phone: 412/281-3747
FAX: 412/281-1869

United Press International

Chuck Moody
Phone: 412/553-5303
FAX: 412/281-1953

TELEVISION

KDKA-TV

John Steigerwald
Bob Pompeani
Paul Steigerwald
Phone: 412/575-2232
FAX: 412/575-2871

WPXI-TV

Sam Nover
John Fedko
Derrick Gunn
Phone: 412/237-1212
FAX: 412/323-8097

WTAE-TV

Bill Hillgrove
Tony Zarella
Alby Oxenreiter
Phone: 412/244-4632
FAX: 412/224-4628

KBL SPORTS

Stan Savran
Guy Junker
Phone: 412/237-1151
FAX: 412/237-1297

RADIO

WTAE Radio

Jim Colony
Phone: 412/224-4551
FAX: 412/244-4596

KDKA Radio

Goose Goslin
Phone: 412/575-2435
FAX: 412/575-2874

KQV Radio

Eric Hagman
Phone: 412/562-5960
FAX: 412/562-8903

WWSW Radio

Tab Douglas
Phone: 412/231-8560
FAX: 412/323-5313

WDVE Radio

Phil Kirzyc
Phone: 412/937-1441
FAX: 412/937-1207

Sports Call

Bill Difabio
Phone: 412/228-0985

MEDICAL GLOSSARY

AC Joint (Acromioclavicular joint): Joint of the shoulder where acromion process of the scapula and the distal end of the clavicle meet; most shoulder separations occur at this point.

Adhesion: Abnormal adherence of collagen fibers to surrounding structures during immobilization following trauma or as a complication of surgery which restricts normal elasticity of the structures involved.

Aerobic: Exercise in which energy needed is supplied by oxygen inspired and is required for sustained periods of vigorous exercise with a continually high pulse rate.

Anabolic Steroids: Steroids that promote tissue growth by creating protein in an attempt to enhance muscle growth. The main anabolic steroid is testosterone (male sex hormones).

Anaerobic: Exercise without the use of oxygen as an energy source; short bursts of vigorous exercise.

Anterior Cruciate Ligament (ACL): A primary stabilizing ligament within the center of the knee joint that prevents hyperextension and excessive rotation of the joint. A complete tear of the ACL necessitating reconstruction could require up to 12 months of rehabilitation.

Anti-Inflammatory: Any agent which prevents inflammation, such as aspirin or ibuprofen.

Arteriogram: A film demonstrating arteries after injection of a dye.

Arthrogram: X-ray technique for joints using air and/or dye injected into the affected area; useful in diagnosing meniscus tears of the knee and rotator cuff tears of the shoulder.

Arthroscope: An instrument used to visualize the interior of a joint cavity.

Arthroscopy: A surgical examination of the internal structures of a joint by means for viewing through an arthroscope. An arthroscopic procedure can be used to remove or repair damaged tissue or as a diagnostic procedure in order to inspect the extent of any damage or confirm a diagnosis.

Atrophy: To shrivel or shrink from disuse, as in muscular atrophy.

Baker's Cyst: Localized swelling of a bursa sac in the posterior knee as a result of fluid that has escaped from the knee capsule. A Baker's cyst indicates that there is a trauma inside the knee joint that leads to excessive fluid production.

Bone Scan: An imaging procedure in which a radioactive-labelled substance is injected into the body to determine the status of a bone injury. If the radioactive substance is taken up by the bone at the injury site, the injury will show as a "hot spot" on the scan image. The bone scan is particularly useful in the diagnosis of stress fractures.

Bursa: A fluid-filled sac that is located in areas where friction is likely to occur, then minimizes the friction; for example between a tendon and bone.

Cartilage: Smooth, slippery substance preventing two ends of bones from rubbing together and grating.

Cat Scan: Use of a computer to produce a cross sectional view of the anatomical part being investigated from X-ray data.

Chondromalacia: Roughening of the articular cartilage. Best known for the roughening of the underside of the patella, which can occur in any patellofemoral injury.

Clavicle: The collar bone.

Coccyx: The "tail bone," a group of four vertebrae that are fused together, located at the terminal end of the spine.

Concussion: Jarring injury of the brain resulting in dysfunction. It can be graded as mild, moderate or severe, depending on loss of consciousness, amnesia and loss of equilibrium.

Contusion: An injury to a muscle and tissues caused by a blow from a blunt object.

Cortical Steroids: Used to suppress joint inflammation.

Cryotherapy: A treatment with the use of cold.
Cyst: Abnormal sac containing liquid or semi-solid matter.

Degenerative Joint Disease: Changes in the joint surfaces as a result of repetitive trauma.

Deltoid Ligament: Ligament that connects the tibia to bones of the medial aspect of the foot and is primarily responsible for stability of the ankle on the medial side. Is sprained less frequently than other ankle ligaments.

Deltoid Muscle: Muscles at top of the arm, just below the shoulder, responsible for shoulder motions in the front, side and back.

Disc Intervertebral: A flat, rounded plate between each vertebrae of the spine. The disc consists of a thick fiber ring which surrounds a soft gel-like interior. It functions as a cushion and shock absorber for the spinal column.

Dislocation: Complete displacement of joint surfaces.

Electromyogram (EMG): Test to determine nerve function.

Epicondylitis: Inflammation in the elbow due to overuse.

Etiology: Study of the cause of injury and disease.

Extension: Action of straightening of a joint as achieved by an extensor muscle.

Fascia: A connective tissue sheath consisting of fibrous tissue and fat which unites the skin to the underlying tissue.

Fat Percentage: The amount of body weight that is adipose, fat tissue. Fat percentages can be calculated by underwater weighing, measuring select skinfold thickness or by analyzing electrical impedance.

Femur: Thigh bone; longest bone in the body.

Fibula: Smaller of the two bones in the lower leg; runs from knee to the ankle along the outside of the lower leg.

Flexibility: The ability of muscle to relax and yield to stretch forces.

Fracture: Breach in continuity of a bone. Types of fractures include simple, compound, comminuted, greenstick, incomplete, impacted, longitudinal, oblique, stress or transverse.

Glenohumeral: The shoulder girdle; consists of the glenoid capsule, head of the humerus and labrum.

Glenoid: Cavity of the scapula into which the head of the humerus fits to form the shoulder girdle.

Glenoid Labrum: A rim of fibrocartilaginous tissue attached around the margin of the glenoid fossa.

Grade One Injury: A mild injury in which ligament, tendon or other musculoskeletal tissue may have been stretch or confused, but not torn or otherwise disrupted.

Grade Two Injury: A moderate injury when musculoskeletal tissue has been partially, but not totally torn which causes appreciable limitation in function of the injured tissue.

Grade Three Injury: A severe injury in which tissue loss has been significant, and in some cases, totally torn or otherwise disrupted causing a virtual total loss of function.

Groin: Junction of the thigh and abdomen; location of muscles that rotate, flex and adduct the hip.

Hammer Toe: Condition when the first digit of a toe is at a different angle than the remaining digits of the same toe.

Hamstring: Category of muscle that runs from the buttocks to the knee along the back of the thigh. It functions to flex the knee and is often times injured as a result of improper conditioning or lack of muscle flexibility.

Hemarthrosis: Accumulation of blood within a joint as a result of an acute injury.

Hematoma: Tumor-like mass produced by an accumulation of coagulated blood in a cavity.

Hip Pointer: Contusion to the iliac crest.

Hydrotherapy: Treatment using water.

Hyperextension: Extreme extension of a limb or body part.

MEDICAL GLOSSARY

Iliotibial Band: A thick, wide fascial layer that runs from the iliac crest to the knee joint.

Inflammation: The body's natural response to injury in which the injury site might display various degrees of pain, swelling, heat, redness and/or loss of function.

Isometric Contraction: Muscular contraction in which tension is developed but no mechanical work is done.

Labrum (Labrum Glenoidale): The cartilage of the glenoid cavity in the shoulder. A lip-edged or lip-like structure.

Lateral Collateral Ligament (LGL): Ligament of the knee along the lateral aspect that connects the femur to the fibula. It provides lateral stability to the joint.

Ligament: Band of fibrous tissue that connects bone to bone or bone to cartilage and supports and strengthens joints.

Magnetic Resonance Imaging (MRI): Imaging procedure in which a radio frequency pulse causes certain electrical elements of the injured tissue to react to this pulse and through this process a computer display and permanent film establish a visual image. MRI does not require radiation and is very useful in the diagnosis of soft tissue, disc and meniscus injuries.

Medial Collateral Ligament: Ligament of knee along the medial aspect that connects the femur to the joint.

Meniscus: Crescent shaped cartilage, usually pertaining to the knee joint; also known as cartilage. There are two menisci in the knee, medial and lateral. These work to absorb weight with the knee and provide stability.

Metacarpals: Five long bones of the hand, running from the wrist to the fingers.

Metatarsals: Five long bones of the foot, running from the ankle to the toes.

Myositis: Inflammation of a muscle.

Orthotic: Any device applied to or around the body of physical impairment of disability commonly used to control foot mechanics.

Osteochondritis Dessicans: A piece of bone and/or cartilage loosened from its attachment after trauma and a cause of a lesion.

Osteomyelitis: An inflammatory disease of bone caused usually by infection with streptococcus or staphylococcus.

Patella: The kneecap. The patella functions to protect the distal end of the femur as well as increase the mechanical advantage and force generating capacities of the quadriceps muscle group.

Plantar Fasciitis: Inflammation of the plantar fascia; associated with overuse of acute foot injury.

Posterior Cruciate Ligament (PCL): A primary stabilizing ligament of the knee that provides significant stability and prevents displacement of the tibia backward within the knee joint. A complete tear of this ligament necessitating reconstruction could require up to 12 months of rehabilitation.

Quadricep Muscles: A group of four muscles of the front thigh that run from the hip and form a common tendon at the patella; they are responsible for knee extension.

Reconstruction: Surgical rebuilding of a joint using natural, artificial or transplanted materials.

Rotator Cuff: Comprised of four muscles in the shoulder area that can be irritated by overuse. The muscles are the supraspinatus (most commonly injured), infraspinatus, teres minor and subscapularis.

Sacroiliac: Junction of the sacrum with the hip bone.

Sacrum: Group of five fused vertebrae located just below the lumbar vertebrae of the lower back.

Scapula: Shoulder blade.

Sciatica: Irritation of the sciatic nerve resulting in pain or tingling running down the inside of the leg.

Sciatic Nerve: Major nerve that carries impulses for muscular action and sensations between the low back and thigh and lower leg; it is the longest nerve in the body.

Shin Splint: A catch-all syndrome describing pain in the shin that is not a fracture or tumor and cannot be defined otherwise.

Spleen: Large, solid organ responsible for the normal production and destruction of blood cells.

Spondylosis: Abnormal vertebral fixation or immobility

Sprain: Injury resulting from the stretch or twist of the joint and causes various degrees of stretch or tear of a ligament or other soft tissue at the joint.

Strain: Injury resulting from a pull or torsion to the muscle or tendon that causes various degrees of stretch or tear to the muscle or tendon tissue.

Stress Fracture: A hair-line type of break in a bone caused by overuse.

Subluxation: Partial dislocation of a joint. The term usually implies that the joint can return to a normal position without formal reduction.

Synovial Fluid: Lubricating fluid for joints and tendons, produced in synovium, or the inner lining of a joint.

Synovitis: Inflammation of the synovial lining of a joint.

Talus: The ankle bone that articulates with the tibia and fibula to form the ankle joint.

Tarsals: Group of seven bones of the foot consisting of the calcaneus, talus, cuboid and three cuneiform bones.

Tendinitis: Inflammation of the tendon and/or tendon sheath, caused by chronic overuse of sudden injury.

Tendon: Tissue that connects muscle to bone.

Tenosynovitis: Swelling of a tendon sheath caused by calcium deposits, repeated strain or trauma.

Tibia: Larger of the two bones of the lower leg and is the weight-bearing bone of the shin.

Transcutaneous Electrical Nerve Stimulator (TENS): An electrical modality that sends a mild current through pads at the injury site which stimulates the brain to release the natural analgesic endorphin.

Transverse Process: Small lateral projection off the right and left side of each vertebrae that functions as an attachment site for muscles and ligaments of the spine.

Triceps: Muscle of the back of the upper arm, primarily responsible for extending the elbow.

Ulna: Forearm bone that runs from the tip of the elbow to the little finger side of the wrist.

Ulna Nerve: Nerve in the elbow commonly irritated from excessive throwing.

Ultrasound: An electrical modality that transmits a sound wave through an applicator into the skin to the soft tissue in order to heat the local area for relaxing the injured tissue and/or disperse edema.

"Wind Knocked Out": Syndrome describing a contraction of the abdominal nerve trunk, the solar plexus, as a result of an abdominal contusion.

PENGUINS BEST COMEBACKS

December 12, 1993 (Pittsburgh) — The Devils built up a 3-0 lead midway through the first period, but the Penguins answered with three goals, two by Kevin Stevens, to tie the game. Stevens completed the hat trick in the third period to lead the Penguins to the 6-5 victory.

February 21, 1991 (Pittsburgh) — Toronto jumped off to a 3-0 lead early in the second period, but the Penguins struck back with six unanswered goals on the way to an 11-4 rout.

October 15, 1991 (New York Islanders) — The Penguins trailed the Islanders twenty seconds into the third period, 6-2, but came back with four goals, two by Mario Lemieux, to tie the game. Phil Bourque's goal at 2:30 of overtime gave the Penguins a 7-6 victory.

February 22, 1990 (Pittsburgh) — The Penguins trailed the Islanders 3-0 after the first period but battled back to post a 4-3 victory on Randy Gilhen's goal at 4:26 of the third period.

February 3, 1989 (Pittsburgh) — The Penguins trailed St. Louis 3-0 after two periods but scored three third period goals to gain the tie. Troy Loney scored the tying goal at 5:35 of the third period.

March 25, 1989 (Pittsburgh) — New Jersey built up a 3-0 lead after one period but Mario Lemieux's third goal of the game with five seconds left in regulation led the Penguins to a 5-4 win.

December 10, 1988 (Pittsburgh) — The Penguins trailed New Jersey 3-0 in the second period but came back with four goals to earn the tie. Mario Lemieux's second goal of the game was the tying one at 10:51 of the third.

January 3, 1987 (Pittsburgh) — The Penguins trailed Montreal 3-0 after one period but scored six consecutive goals to earn the 6-4 victory. Randy Cunneynorth scored twice, including the game-winner at 8:49 of the third period.

March 24, 1987 (Pittsburgh) — The Penguins trailed Philadelphia 3-0 midway through the game, but goals by Willy Lindstrom, Terry Ruskowski and Warren Young gained Pittsburgh a 3-3 tie.

December 20, 1987 (New York Rangers) — Pittsburgh trailed the Rangers 3-0 early in the first period but scored four first period goals of their own en route to an 8-4 rout.

November 21, 1987 (Calgary) — Pittsburgh trailed Calgary 4-0 after two periods but rallied with four third period goals to earn the tie. Mario Lemieux scored the tying goal at 14:07 of the third period.

November 25, 1987 (Pittsburgh) — The Penguins trailed Quebec 4-0 at the 12-minute mark of the second period but reeled off six consecutive goals for the win. Rob Brown scored the game-winner at 11:53 of the third period.

November 28, 1987 (Pittsburgh) — Washington built up a 3-0 lead, but the Penguins battled back to go ahead 5-4 before the Capitals tied the game.

February 24, 1986 (Pittsburgh) — The Penguins trailed Los Angeles 4-0 after one period but came from behind to win 6-5 on Doug Shedden's goal at 3:54 of overtime. It was the first home overtime win in Penguin history.

October 9, 1986 (Pittsburgh) — Washington took a 3-0 lead early in the season opener but the Penguins rallied behind Randy Cunneynorth's hat trick to post a 5-4 victory.

January 19, 1985 (Pittsburgh) — Chicago jumped out to a 4-0 lead after one period but the Penguins answered with five second period goals to register a 5-4 win. Troy Loney scored the game-winner at 17:57 of the second period.

October 23, 1985 (Toronto) — Pittsburgh trailed Toronto 4-1 in the second period but eventually posted a 5-4 victory. Jim McGeough scored at 18:28 of the third period for the win.

November 4, 1982 (New Jersey) — The Penguins trailed New Jersey 3-0 but rallied for the 4-4 tie behind two goals from Rick Kehoe, including the tying goal at 11:54 of the third period.

October 7, 1981 (Chicago) — Pittsburgh trailed Chicago 4-1 late in the second period but rallied on goals by Pat Boutette, Mike Bullard, Rick Kehoe and Greg Malone to gain the 5-5 tie. Malone scored the game-tying goal at 19:39 of the final period.

December 3, 1980 (Toronto) — Pittsburgh trailed Toronto 3-0 at the 10:37 mark of the second period before rallying for the 4-4 tie behind Rick Kehoe's hat trick.

January 12, 1978 (Philadelphia) — The Penguins trailed Philadelphia 3-0 after the first period but rallied for the 4-4 tie on Rick Kehoe's goal at 6:03 of the third period.

December 31, 1978 (Detroit) — The Penguins trailed Detroit 4-0 at the 15:11 mark of the second period, but goals from five different players, including Randy Carlyle's game-winner with seven seconds remaining, gave the Penguins a 5-4 victory.

December 26, 1977 (Toronto) — The Penguins trailed Toronto 3-0 midway through the first period, but two Jean Pronovost goals along with Blair Chapman's goal at 19:28 of the third period gave the Penguins a 5-4 win.

February 28, 1976 (Pittsburgh) — The Penguins trailed Vancouver 4-1 at the 14:04 mark of the second period before reeling off four straight goals to win 5-4. Bob Kelly got the game-winner at 10:39 of the third period.

October 25, 1975 (Pittsburgh) — The Penguins fell behind Philadelphia 4-0 in the middle of the second period but rallied for the 4-4 tie on consecutive goals from Chuck Arnason, Bob Kelly, Colin Campbell and Pierre Larouche.

December 19, 1974 (Pittsburgh) — The Penguins trailed Kansas City 4-1 in the second period before scoring three consecutive goals to earn the tie. Pierre Larouche scored at 17:33 of the third period to tie the game.

April 1, 1973 (Pittsburgh) — The Penguins trailed Philadelphia 4-1 in the last game of the season before scoring four unanswered goals for the 5-4 win. Jean Pronovost scored the game-winner at 18:47 of the third period.

March 29, 1972 (Pittsburgh) — The Penguins trailed California 4-1 at the 14:34 mark of the second period before scoring four consecutive goals for the win. Jean Pronovost's goal at 14:48 of the third period was the game-winner.

November 4, 1972 (Pittsburgh) — New York held a 4-1 advantage over the Penguins late in the first period before the Penguins rallied for five goals to post a 6-4 win. Bryan Hextall scored twice while Eddie Shock netted the game-winner at 16:04 of the third period.

March 7, 1971 (Pittsburgh) — The Penguins fell behind 3-0 to California after two periods of play but scored three times in the third period to force the deadlock. Wally Boyer scored the tying goal at the 7:39 mark.